

第13届冬季残疾人奥林匹克运动会
The XIII Paralympic Winter Games



官方成绩册 Official Results Book

残奥高山滑雪
Para Alpine Skiing



一起向未来
Together for a Shared Future



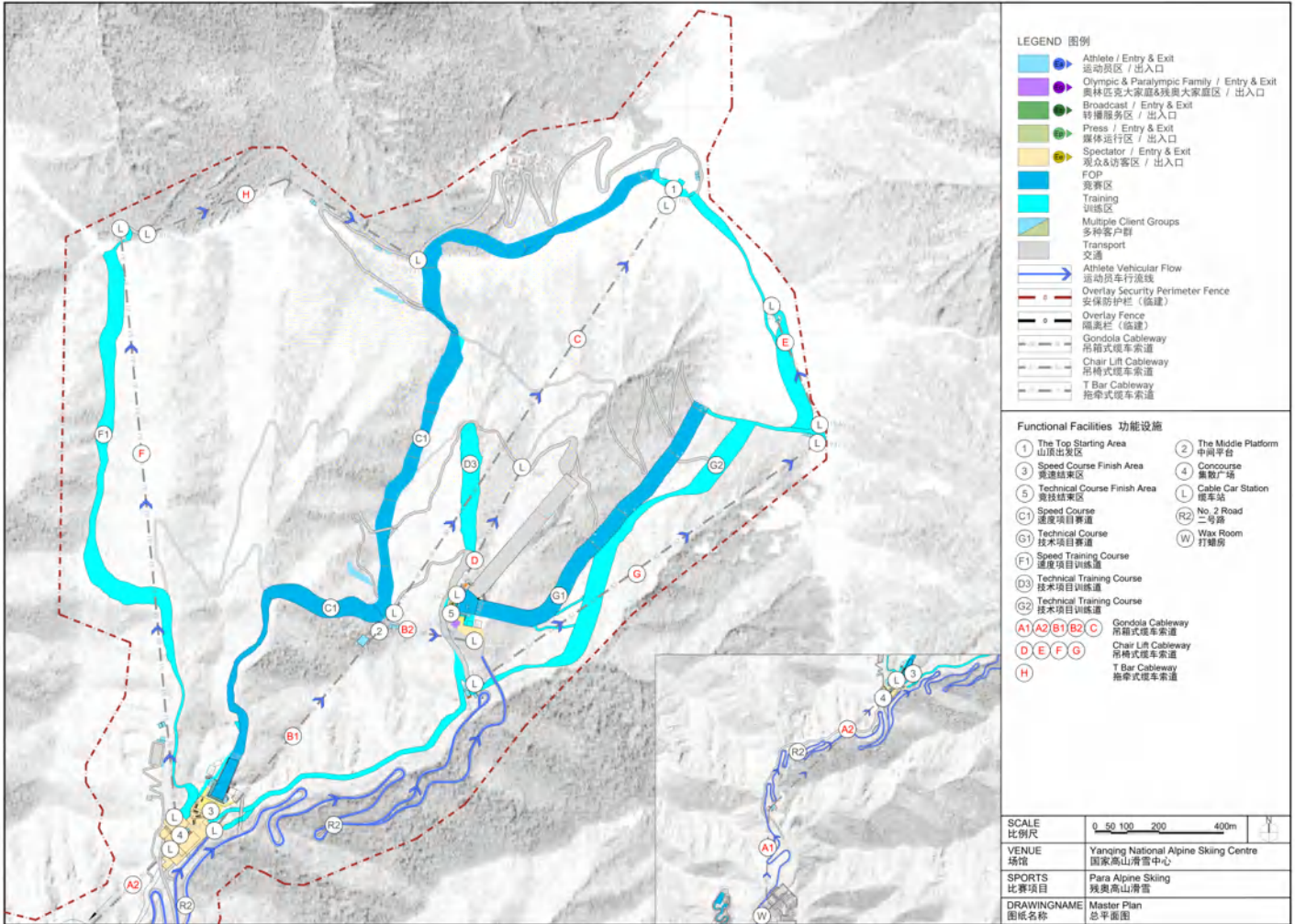
Version History

Version	Date	Created by	Comments
1.0	13 MAR 2022	Hodei BODA EZEIZA (VRM) Manuel DIAZ (VRM) Hao WANG (DVRM) Linlin ZHANG (DVRM)	First version



Course Map Profile 赛道与剖面图

Yanqing National Alpine Skiing Centre


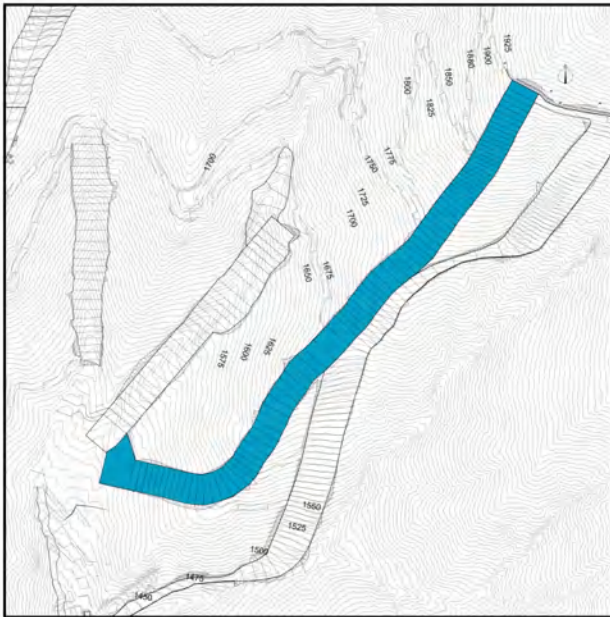




Course Map Profile 赛道与剖面图

Technical Course Profile

*The course profile is subject to further update before the Games.



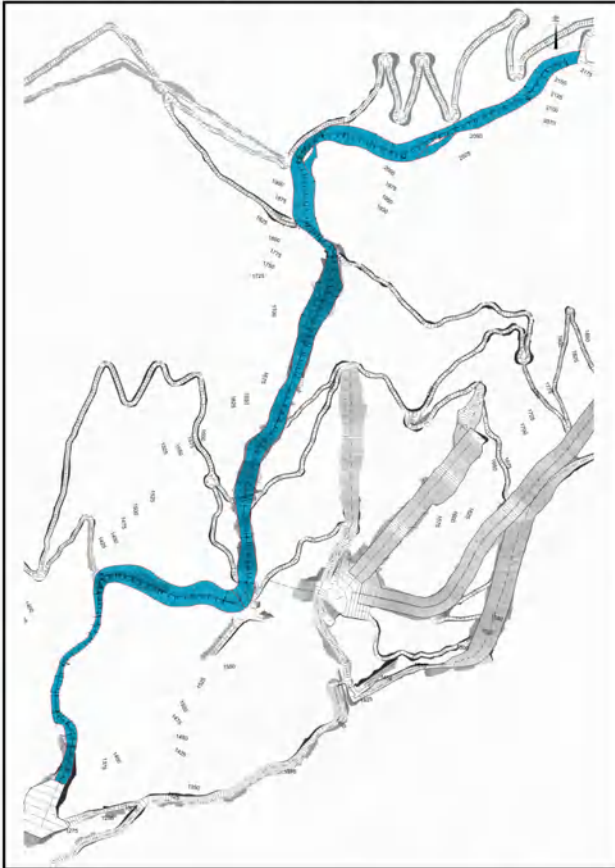
- Events:
- Women/Men's Slalom Standing
 - Women/Men's Slalom Vision Impaired
 - Women/Men's Slalom Sitting
 - Women/Men's Giant Slalom Standing
 - Women/Men's Giant Slalom Vision Impaired
 - Women/Men's Giant Slalom Sitting
 - Women/Men's Super Combined Slalom Standing
 - Women/Men's Super Combined Slalom Vision Impaired
 - Women/Men's Super Combined Slalom Sitting



Course Map Profile 赛道与剖面图

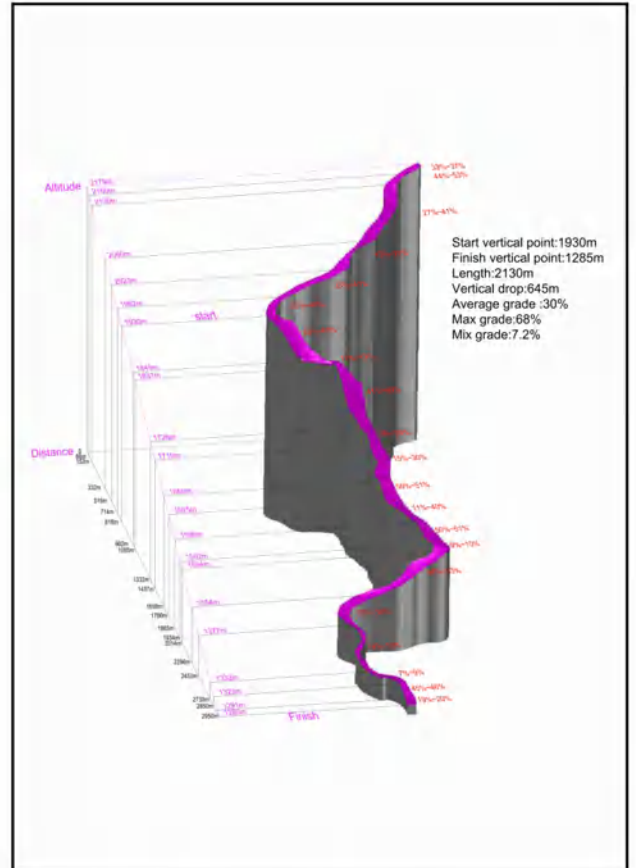
Speed Course Profile

*The course profile is subject to further update before the Games.



Events:
Women/Men's Downhill Standing
Women/Men's Downhill Vision Impaired
Women/Men's Downhill Sitting

Events:
Women/Men's Super-G Standing
Women/Men's Super-G Vision Impaired
Women/Men's Super-G Sitting



Events:
Women/Men's Super Combined Super-G Standing
Women/Men's Super Combined Super-G Vision Impaired
Women/Men's Super Combined Super-G Sitting



Competition Format and Rules

竞赛形式与规则

As of SAT 26 FEB 2022

PARALYMPIC COMPETITION FORMAT

The Beijing 2022 Paralympic Winter Games Alpine skiing competitions will be held at the Yanqing National Alpine Skiing Centre.

Male and female Para Alpine skiers will compete in one of three categories: sitting, standing or vision impaired. Within each of these three categories skiers compete in different divisions depending on their functional ability. A results factor calculation system enables athletes with different impairments to race against each other.

Skiers will compete across five disciplines: downhill, super-G, giant slalom, slalom and super combined.

There are 30 medal events.

Men's medal events (15):

- Downhill standing
- Downhill sitting
- Downhill vision impaired
- Super-G standing
- Super-G sitting
- Super-G vision impaired
- Super combined standing
- Super combined sitting
- Super combined vision impaired
- Giant slalom standing
- Giant slalom sitting
- Giant slalom vision impaired
- Slalom standing
- Slalom sitting
- Slalom vision impaired

Women's medal events (15):

- Downhill standing
- Downhill sitting
- Downhill vision impaired
- Super-G standing
- Super-G sitting
- Super-G vision impaired
- Super combined standing
- Super combined sitting
- Super combined vision impaired
- Giant slalom standing
- Giant slalom sitting
- Giant slalom vision impaired
- Slalom standing
- Slalom sitting



- Slalom vision impaired

The format for the men's and women's Para Alpine skiing competitions is identical. They will be held on the same courses with different start elevation and course set.

Downhill

There are three official training runs and each athlete must start in at least one official training run to be eligible to start the event.

In the event itself each athlete completes one run down the course with their finishing time determining the final order based on ascending time. Athletes ski down a long, steep course and must pass through a relatively few number of gates. If an athlete misses a gate, they are disqualified.

Super-G

In the super-G, the second of the two speed events, athletes again each complete one run down the course with their finishing time determining the final order based on ascending time.

The course is generally shorter than the downhill and has fewer gates than either the giant slalom or slalom.

Super combined

A combined competition which represents the final result of two disciplines, usually one of either a downhill or super-G plus a single-run slalom. Each athlete completes two runs on the same day on different courses. Times from the two runs are combined to determine the final order based on ascending total time.

Giant slalom

The giant slalom is one of the two technical events, alongside the slalom. It features a longer course with fewer gates than the slalom. The number of gates in giant slalom is determined by the vertical drop of the course. If an athlete misses a gate they are disqualified.

Each athlete completes two runs on the same day on the same course. Times from the two runs are added together to determine the final order based on ascending total time.

Slalom

The slalom is the most technical of the five Para Alpine skiing events. It features the highest number of gates and the shortest course. If an athlete misses a gate they are disqualified.

Each athlete completes two runs on the same day on the same course. Times from the two runs are added together to determine the final order based on ascending total time.

Participation references

Athlete quota: 220

National Paralympic Committee (NPC) quota: An NPC may be allocated a maximum of 20 male and 15 female qualification slots. Exceptions may be made via the Bipartite Commission Invitation Allocation method. An NPC can enter a maximum of five eligible athletes per medal event (Bipartite exceptions apply).

Expected number of athletes: 80 female/140 male



DIFFERENCES FROM PYEONGCHANG 2018 PARALYMPIC GAMES

The event category 'visually impaired' has been changed to 'vision impaired'.

DIFFERENCES FROM OLYMPIC GAMES

With three classes and two genders there are up to six competitions per day compared with up to two per day during the Olympic Games.

Depending on the final schedule some events may be run concurrently – e.g. two races (two genders in the same class or same gender in two standing classes) running simultaneously.

Athletes in the vision impaired class ski with guides. Guides names are included in the start and results lists and guides also receive medals.

Results are based on calculated times derived from applying the athlete's Sport Class Factor (for each event) to their actual time.

There is no mixed team parallel event in the Paralympics.

Team captains' meetings and draws

The first team captains' meeting will take place on the day before the first free skiing day. All Para Alpine skiing team captains' meetings will be held as per World Para Alpine Skiing Rules and Regulations. The date, time and location of the meetings will be approved by the World Para Alpine Skiing race director.

Location: Yanqing Paralympic Village (out of the security line)

Time: before each competition day (including official training day)

Draw rules: according to World Para Alpine Skiing Rules and Regulations

Draws/selection of start order: according to World Para Alpine Skiing Rules and Regulations

Protests

Protests must be submitted in writing in English within 15 minutes of the posting of the unofficial results, along with a payment of 100 euros or the amount of RMB equivalent, in accordance with World Para Alpine Skiing rules. The competition jury handles the protest in accordance with World Para Alpine Skiing Rules and Regulations.

Competition equipment

All equipment and accessories must conform to World Para Alpine Skiing equipment rules. Equipment inspection is carried out according to World Para Alpine Skiing equipment rules.

Timing and scoring

Timing and scoring are provided by OMEGA in accordance with World Para Alpine Skiing Rules and Paralympic Results and Information Services (PRIS).

Medal awards

An announcement in venues recognising the medallists will take place following the completion of each medal event. Immediately after racing has finished in a medal event, the gold, silver and bronze medallists will gather in a designated area on or near the field of play. Their names and rankings will be announced to the spectators. There will be no raising of their



national flags or playing of national anthems. The announcement is a short opportunity for photographers and broadcasters to capture post-race images of the winners. Athletes may carry with them their sport equipment as long as it complies with the IPC Manufacturer Identification Guidelines.

Victory Ceremonies, including the presentation of medals and gifts, the raising of national flags and playing of the gold medallist's national anthem, will take place at Yanqing Paralympic Medals Plaza. On the day of the Closing Ceremony, Victory Ceremonies will be held in the venue.

Non-access of training

Before the first competition, except for the official training, no training shall be allowed on the competition courses.



Medallists by Event

各小项获奖运动员

As of SUN 13 MAR 2022 at 14:48

After 30 of 30 Events

Event	Date	Medal	Name	NPC Code
Women's Downhill Standing	SAT 5 MAR	GOLD	JEPSEN Mollie	CAN
		SILVER	ZHANG Mengqiu	CHN
		BRONZE	AARSJOE Ebba	SWE
Men's Downhill Standing	SAT 5 MAR	GOLD	BAUCHET Arthur	FRA
		SILVER	SALCHER Markus	AUT
		BRONZE	GMUER Theo	SUI
Women's Downhill Sitting	SAT 5 MAR	GOLD	MURAOKA Momoka	JPN
		SILVER	FORSTER Anna-Lena	GER
		BRONZE	LIU Sitong	CHN
Men's Downhill Sitting	SAT 5 MAR	GOLD	PETERS Corey	NZL
		SILVER	PEDERSEN Jesper	NOR
		BRONZE	MORII Taiki	JPN
Women's Downhill Vision Impaired	SAT 5 MAR	GOLD	FARKASOVA Henrieta Guide: MOTYKA Martin	SVK
		SILVER	ZHU Daqing Guide: YAN Hanhan	CHN
		BRONZE	KNIGHT Millie Guide: WILD Brett	GBR
Men's Downhill Vision Impaired	SAT 5 MAR	GOLD	AIGNER Johannes Guide: FLEISCHMANN Matteo	AUT
		SILVER	MARCOUX Mac Guide: RODGERS Tristan	CAN
		BRONZE	DELEPLACE Hyacinthe Guide: GIRAUD-MOINE Valentin	FRA
Women's Super-G Standing	SUN 6 MAR	GOLD	ZHANG Mengqiu	CHN
		SILVER	BOCHET Marie	FRA
		BRONZE	RAMSAY Alana	CAN
Men's Super-G Standing	SUN 6 MAR	GOLD	LIANG Jingyi	CHN
		SILVER	SALCHER Markus	AUT
		BRONZE	GUIMOND Alexis	CAN
Women's Super-G Sitting	SUN 6 MAR	GOLD	MURAOKA Momoka	JPN
		SILVER	FORSTER Anna-Lena	GER
		BRONZE	ZHANG Wenjing	CHN
Men's Super-G Sitting	SUN 6 MAR	GOLD	PEDERSEN Jesper	NOR
		SILVER	PETERS Corey	NZL
		BRONZE	MORII Taiki	JPN
Women's Super-G Vision Impaired	SUN 6 MAR	GOLD	REXOVA Alexandra Guide: TRAJCIKOVA Eva	SVK
		SILVER	FITZPATRICK Menna Guide: SMITH Gary	GBR
		BRONZE	ZHU Daqing Guide: YAN Hanhan	CHN
Men's Super-G Vision Impaired	SUN 6 MAR	GOLD	SIMPSON Neil Guide: SIMPSON Andrew	GBR
		SILVER	BERTAGNOLLI Giacomo Guide: RAVELLI Andrea	ITA
		BRONZE	AIGNER Johannes Guide: FLEISCHMANN Matteo	AUT
Women's Super Combined Standing	MON 7 MAR	GOLD	AARSJOE Ebba	SWE
		SILVER	ZHANG Mengqiu	CHN
		BRONZE	RAMSAY Alana	CAN



Medallists by Event

各小项获奖运动员

As of SUN 13 MAR 2022 at 14:48

Men's Super Combined Standing	MON 7 MAR	GOLD	BAUCHET Arthur	FRA
		SILVER	KIIVERI Santeri	FIN
		BRONZE	HALL Adam	NZL
Women's Super Combined Sitting	MON 7 MAR	GOLD	FORSTER Anna-Lena	GER
		SILVER	MURAOKA Momoka	JPN
		BRONZE	LIU Sitong	CHN
Men's Super Combined Sitting	MON 7 MAR	GOLD	PEDERSEN Jesper	NOR
		SILVER	KAMPSCHEUR Jeroen	NED
		BRONZE	de LANGEN Niels	NED
Women's Super Combined Vision Impaired	MON 7 MAR	GOLD	FARKASOVA Henrieta Guide: CERVEN Michal	SVK
		SILVER	ZHU Daqing Guide: YAN Hanhan	CHN
		BRONZE	FITZPATRICK Menna Guide: SMITH Gary	GBR
Men's Super Combined Vision Impaired	MON 7 MAR	GOLD	BERTAGNOLLI Giacomo Guide: RAVELLI Andrea	ITA
		SILVER	AIGNER Johannes Guide: FLEISCHMANN Matteo	AUT
		BRONZE	SIMPSON Neil Guide: SIMPSON Andrew	GBR
Women's Slalom Standing	SAT 12 MAR	GOLD	AARSJOE Ebba	SWE
		SILVER	ZHANG Mengqiu	CHN
		BRONZE	RIEDER Anna-Maria	GER
Men's Slalom Standing	SUN 13 MAR	GOLD	BAUCHET Arthur	FRA
		SILVER	LIANG Jingyi	CHN
		BRONZE	HALL Adam	NZL
Women's Slalom Sitting	SAT 12 MAR	GOLD	FORSTER Anna-Lena	GER
		SILVER	ZHANG Wenjing	CHN
		BRONZE	LIU Sitong	CHN
Men's Slalom Sitting	SUN 13 MAR	GOLD	PEDERSEN Jesper	NOR
		SILVER	de LANGEN Niels	NED
		BRONZE	de SILVESTRO Rene	ITA
Women's Slalom Vision Impaired	SAT 12 MAR	GOLD	AIGNER Veronika Guide: AIGNER Elisabeth	AUT
		SILVER	AIGNER Barbara Guide: SYKORA Klara	AUT
		BRONZE	REXOVA Alexandra Guide: TRAJCIKOVA Eva	SVK
Men's Slalom Vision Impaired	SUN 13 MAR	GOLD	BERTAGNOLLI Giacomo Guide: RAVELLI Andrea	ITA
		SILVER	AIGNER Johannes Guide: FLEISCHMANN Matteo	AUT
		BRONZE	HARAUS Miroslav Guide: HUDIK Maros	SVK
Women's Giant Slalom Standing	FRI 11 MAR	GOLD	ZHANG Mengqiu	CHN
		SILVER	JEPSEN Mollie	CAN
		BRONZE	ROTHFUSS Andrea	GER
Men's Giant Slalom Standing	THU 10 MAR	GOLD	KIIVERI Santeri	FIN
		SILVER	WALSH Thomas Charles	USA
		BRONZE	BAUCHET Arthur	FRA
Women's Giant Slalom Sitting	FRI 11 MAR	GOLD	MURAOKA Momoka	JPN
		SILVER	LIU Sitong	CHN
		BRONZE	ZHANG Wenjing	CHN



Medallists by Event

各小项获奖运动员

As of SUN 13 MAR 2022 at 14:48

Men's Giant Slalom Sitting	THU 10 MAR	GOLD	PEDERSEN Jesper	NOR
		SILVER	de SILVESTRO Rene	ITA
		BRONZE	LIANG Zilu	CHN
Women's Giant Slalom Vision Impaired	FRI 11 MAR	GOLD	AIGNER Veronika Guide: AIGNER Elisabeth	AUT
		SILVER	ZHU Daqing Guide: YAN Hanhan	CHN
		BRONZE	AIGNER Barbara Guide: SYKORA Klara	AUT
Men's Giant Slalom Vision Impaired	THU 10 MAR	GOLD	AIGNER Johannes Guide: FLEISCHMANN Matteo	AUT
		SILVER	BERTAGNOLLI Giacomo Guide: RAVELLI Andrea	ITA
		BRONZE	HARAUS Miroslav Guide: HUDIK Maros	SVK



Results
成绩

REVISED
3 MAR 18:33

Jury

Technical Delegate	PALOVICOVA Jana	SVK
WPAS Race Director	SKUTELJ SVETIC Anja	WPAS
Chief of Race	AN Linbo	CHN
Referee	GROS Davide	ITA
Assistant Referee	CARZERI Simone	ITA
Start Referee	SAWANO Hiroshi	JPN
Finish Referee	DOJCINOVIC Jelena	BIH

Video Controller	SAWICKI Ozzie	CAN
WPAS OVR Race Administrator	NEMCIC Ivan	WPAS
Equipment Controller	HICKS Bill	USA

Technical Data

Course Name	Rock
Start Altitude	1930m
Finish Altitude	1285m
Vertical Drop	645m
WPAS Homologation Number	13377/11/19
Course Length	2267m

Race Information

Course Setter	BLATTMANN Hans	NOR
Gates	34	
Start Time	10:30	

Number of Competitors: 12 Number of NPCs: 7

Rank	Bib Name	Sport Class	YB	NPC Code	IT1	IT2	IT3	Result	Diff.
1	17 AARSJOE Ebba	LW4	2001	SWE	23.57	46.81	1:03.80	1:23.95	
2	14 BOCHET Marie	LW6/8-2	1994	FRA	23.32	46.08	1:03.56	1:24.60	0.65
3	22 ZHANG Mengqiu	LW9-1	2002	CHN	23.07	45.78	1:03.86	1:24.65	0.70
4	10 JEPSEN Mollie	LW6/8-2	1999	CAN	23.42	46.68	1:04.75	1:26.64	2.69
5	16 GOSSELIN Michaela	LW6/8-1	2001	CAN	23.79	47.70	1:06.53	1:28.87	4.92
6	11 ROTHFUSS Andrea	LW6/8-2	1989	GER	24.69	48.13	1:06.58	1:29.69	5.74
7	12 RAMSAY Alana	LW9-2	1994	CAN	25.73	50.12	1:09.98	1:31.74	7.79
8	20 RIEDER Anna-Maria	LW9-1	2000	GER	26.29	53.09	1:14.01	1:35.90	11.95
9	15 HONDO Ammi	LW6/8-2	1997	JPN	26.73	53.32	1:13.50	1:36.13	12.18
10	21 WANG Qingyun		1998	CHN	28.33	58.09	1:21.29	1:45.81	21.86
11	19 KAMIYAMA Noriko	LW9-2	1973	JPN	30.04	1:00.82	1:23.82	1:48.01	24.06

DID NOT START: 1 competitor

18 VALEANU Laura LW4 1990 ROU

Forerunners:	A - GUO Quing CHN	B - ZHU Yanan CHN	C - ZHANG Yuying CHN
--------------	-------------------	-------------------	----------------------

Conditions on course:	SUNNY	Snow: COMPACT	Temperature - Start: -7°C	Temperature - Finish: -7°C
-----------------------	-------	---------------	---------------------------	----------------------------

Legend:	Diff. Difference	IT1 Intermediate time 1	IT2 Intermediate time 2	IT3 Intermediate time 3
YB	Year of Birth			

REVISED Report updated due to IPC decision to decline entries from RPC and BLR



Performance Analysis by Rank
按排名评价表现

REVISED
3 MAR 18:34

Number of Competitors: 11 Number of NPCs: 6

Rank	Bib	Name Sport Class	NPC Code	Positions		Partials		Difference		Speed	
				Pos	Time Rank	Pos	Time Rank	Time Dist.(m)	Pos. (km/h) Rank		
1	17	AARSJOE Ebba LW4	SWE	Int1:	23.92 (4)			0.50		Sp1	85.28 (2)
				Int2:	47.51 (46.81) (4)	I1-I2:	23.59 (23.24) (4)	1.03			
				Int3:	1:04.76 (1:03.80) (2)	I2-I3:	17.25 (16.99) (1)	0.24			
				Fin:	1:25.21 (1:23.95) (1)	I3-Fin:	20.45 (20.15) (1)	0.00	0.00	Avg: 95.78	
2	14	BOCHET Marie LW6/8-2	FRA	Int1:	23.32 (23.32) (2)			0.25		Sp1	75.41 (5)
				Int2:	46.08 (46.08) (2)	I1-I2:	22.76 (22.76) (1)	0.30			
				Int3:	1:03.56 (1:03.56) (1)	I2-I3:	17.48 (17.48) (2)	0.00			
				Fin:	1:24.60 (1:24.60) (2)	I3-Fin:	21.04 (21.04) (2)	0.65	17.42	Avg: 96.47	
3	22	ZHANG Mengqiu LW9-1	CHN	Int1:	25.94 (23.07) (1)			0.00		Sp1	78.31 (4)
				Int2:	51.48 (45.78) (1)	I1-I2:	25.54 (22.71) (6)	0.00			
				Int3:	1:11.82 (1:03.86) (3)	I2-I3:	20.34 (18.08) (7)	0.30			
				Fin:	1:35.20 (1:24.65) (3)	I3-Fin:	23.38 (20.79) (8)	0.70	16.67	Avg: 85.73	
4	10	JEPSEN Mollie LW6/8-2	CAN	Int1:	23.42 (23.42) (3)			0.35		Sp1	90.97 (1)
				Int2:	46.68 (46.68) (3)	I1-I2:	23.26 (23.26) (2)	0.90			
				Int3:	1:04.75 (1:04.75) (4)	I2-I3:	18.07 (18.07) (3)	1.19			
				Fin:	1:26.64 (1:26.64) (4)	I3-Fin:	21.89 (21.89) (3)	2.69	70.39	Avg: 94.20	
5	16	GOSSELIN Michaela LW6/8-1	CAN	Int1:	24.19 (23.79) (5)			0.72		Sp1	61.67 (11)
				Int2:	48.51 (47.70) (5)	I1-I2:	24.32 (23.91) (5)	1.92			
				Int3:	1:07.65 (1:06.53) (5)	I2-I3:	19.14 (18.83) (5)	2.97			
				Fin:	1:30.37 (1:28.87) (5)	I3-Fin:	22.72 (22.34) (5)	4.92	123.42	Avg: 90.31	
6	11	ROTHFUSS Andrea LW6/8-2	GER	Int1:	24.69 (24.69) (6)			1.62		Sp1	81.35 (3)
				Int2:	48.13 (48.13) (6)	I1-I2:	23.44 (23.44) (3)	2.35			
				Int3:	1:06.58 (1:06.58) (6)	I2-I3:	18.45 (18.45) (4)	3.02			
				Fin:	1:29.69 (1:29.69) (6)	I3-Fin:	23.11 (23.11) (7)	5.74	145.08	Avg: 90.99	
7	12	RAMSAY Alana LW9-2	CAN	Int1:	27.13 (25.73) (7)			2.66		Sp1	71.51 (6)
				Int2:	52.85 (50.12) (7)	I1-I2:	25.72 (24.39) (7)	4.34			
				Int3:	1:13.80 (1:09.98) (7)	I2-I3:	20.95 (19.86) (8)	6.42			
				Fin:	1:36.74 (1:31.74) (7)	I3-Fin:	22.94 (21.76) (6)	7.79	182.55	Avg: 84.36	
8	20	RIEDER Anna-Maria LW9-1	GER	Int1:	29.57 (26.29) (8)			3.22		Sp1	63.66 (9)
				Int2:	59.71 (53.09) (8)	I1-I2:	30.14 (26.80) (10)	7.31			
				Int3:	1:23.23 (1:14.01) (9)	I2-I3:	23.52 (20.92) (10)	10.45			
				Fin:	1:47.85 (1:35.90) (8)	I3-Fin:	24.62 (21.89) (10)	11.95	251.19	Avg: 75.67	



Performance Analysis by Rank
按排名评价表现

REVISED
3 MAR 18:34

Number of Competitors: 11 Number of NPCs: 6

Rank	Bib	Name Sport Class	NPC Code	Positions			Partials		Difference		Speed			
				Pos	Time	Rank	Pos	Time	Rank	Time	Dist.(m)	Pos.	(km/h)	Rank
9	15	HONDO Ammi LW6/8-2	JPN	Int1:	26.73 (26.73)	(9)				3.66		Sp1	71.22	(7)
				Int2:	53.32 (53.32)	(9)	I1-I2:	26.59 (26.59)	(8)	7.54				
				Int3:	1:13.50 (1:13.50)	(8)	I2-I3:	20.18 (20.18)	(6)	9.94				
				Fin:	1:36.13 (1:36.13)	(9)	I3-Fin:	22.63 (22.63)	(4)	12.18	287.24	Avg:	84.90	
10	21	WANG Qingyun LW6/8-2	CHN	Int1:	28.33 (28.33)	(10)				5.26		Sp1	65.27	(8)
				Int2:	58.09 (58.09)	(10)	I1-I2:	29.76 (29.76)	(9)	12.31				
				Int3:	1:21.29 (1:21.29)	(10)	I2-I3:	23.20 (23.20)	(9)	17.73				
				Fin:	1:45.81 (1:45.81)	(10)	I3-Fin:	24.52 (24.52)	(9)	21.86	468.35	Avg:	77.13	
11	19	KAMIYAMA Noriko LW9-2	JPN	Int1:	31.68 (30.04)	(11)				6.97		Sp1	63.51	(10)
				Int2:	1:04.14 (1:00.82)	(11)	I1-I2:	32.46 (30.78)	(11)	15.04				
				Int3:	1:28.39 (1:23.82)	(11)	I2-I3:	24.25 (23.00)	(11)	20.26				
				Fin:	1:53.90 (1:48.01)	(11)	I3-Fin:	25.51 (24.19)	(11)	24.06	478.88	Avg:	71.65	

Intermediate Time Positions : Int. 1 = Inter1 Int. 2 = Inter2 Int. 3 = Inter3
Speed Measurement Positions : Sp 1 = Speed 1

Legend:							
Avg	Average	Dist.(m)	Distance in metres	Fin	Finish	Int	Intermediate
Ix	Intermediate x	Pos.	Intermediate or speed position			Sp	Speed trap

REVISED Report updated due to IPC decision to decline entries from RPC and BLR



Results
成绩

REVISED
3 MAR 18:38

Jury

Technical Delegate	PALOVICOVA Jana	SVK
WPAS Race Director	SKUTELJ SVETIC Anja	WPAS
Chief of Race	AN Linbo	CHN
Referee	GROS Davide	ITA
Assistant Referee	CARZERI Simone	ITA
Start Referee	SAWANO Hiroshi	JPN
Finish Referee	DOJCINOVIC Jelena	BIH

Video Controller	SAWICKI Ozzie	CAN
WPAS OVR Race Administrator	NEMCIC Ivan	WPAS
Equipment Controller	HICKS Bill	USA

Technical Data

Course Name	Rock
Start Altitude	1930m
Finish Altitude	1285m
Vertical Drop	645m
WPAS Homologation Number	13377/11/19
Course Length	2267m

Race Information

Course Setter	BLATTMANN Hans	NOR
Gates	34	
Start Time	11:00	

Number of Competitors: 12 Number of NPCs: 7

Rank	Bib Name	Sport Class	YB	NPC Code	IT1	IT2	IT3	Result	Diff.
1	14 BOCHET Marie	LW6/8-2	1994	FRA	22.00	44.13	1:00.77	1:22.02	
2	11 JEPSEN Mollie	LW6/8-2	1999	CAN	22.53	45.68	1:02.91	1:24.10	2.08
3	21 ZHANG Mengqiu	LW9-1	2002	CHN	22.75	45.69	1:03.31	1:24.16	2.14
4	12 RAMSAY Alana	LW9-2	1994	CAN	24.03	46.88	1:04.92	1:26.05	4.03
5	10 ROTHFUSS Andrea	LW6/8-2	1989	GER	24.46	47.66	1:05.35	1:27.22	5.20
6	16 GOSSELIN Michaela	LW6/8-1	2001	CAN	23.35	47.95	1:05.44	1:27.47	5.45
7	15 HONDO Ammi	LW6/8-2	1997	JPN	25.03	48.94	1:07.20	1:28.89	6.87
8	22 RIEDER Anna-Maria	LW9-1	2000	GER	25.53	51.04	1:10.39	1:32.49	10.47
9	19 KAMIYAMA Noriko	LW9-2	1973	JPN	29.86	58.03	1:19.02	1:44.04	22.02

DID NOT START: 3 competitors

17	AARSJOE Ebba	LW4	2001	SWE
18	VALEANU Laura	LW4	1990	ROU
20	WANG Qingyun		1998	CHN

Forerunners:	A - GUO Quing	CHN	B - ZHU Yanan	CHN	C - ZHANG Yuying	CHN
--------------	---------------	-----	---------------	-----	------------------	-----

Conditions on course:	SUNNY	Snow: COMPACT	Temperature - Start: -2°C	Temperature - Finish: 1°C
-----------------------	-------	---------------	---------------------------	---------------------------

Legend:	Diff. Difference	IT1 Intermediate time 1	IT2 Intermediate time 2	IT3 Intermediate time 3
YB	Year of Birth			

REVISED Report updated due to IPC decision to decline entries from RPC and BLR



Performance Analysis by Rank
按排名评价表现

REVISED
3 MAR 18:38

Number of Competitors: 9 Number of NPCs: 5

Rank	Bib	Name Sport Class	NPC Code	Positions		Partials		Difference		Speed		
				Pos	Time Rank	Pos	Time Rank	Time Dist.(m)	Pos. (km/h) Rank			
1	14	BOCHET Marie LW6/8-2	FRA	Int1:	22.00 (22.00)	(1)			0.00		Sp1 103.08 (1)	
				Int2:	44.13 (44.13)	(1)	I1-I2:	22.13 (22.13)	(1)	0.00		
				Int3:	1:00.77 (1:00.77)	(1)	I2-I3:	16.64 (16.64)	(1)	0.00		
				Fin:	1:22.02 (1:22.02)	(1)	I3-Fin:	21.25 (21.25)	(2)	0.00	0.00	Avg: 99.50
2	11	JEPSEN Mollie LW6/8-2	CAN	Int1:	22.53 (22.53)	(2)			0.53		Sp1 103.06 (2)	
				Int2:	45.68 (45.68)	(2)	I1-I2:	23.15 (23.15)	(2)	1.55		
				Int3:	1:02.91 (1:02.91)	(3)	I2-I3:	17.23 (17.23)	(2)	2.14		
				Fin:	1:24.10 (1:24.10)	(2)	I3-Fin:	21.19 (21.19)	(1)	2.08	56.07	Avg: 97.04
3	21	ZHANG Mengqiu LW9-1	CHN	Int1:	25.59 (22.75)	(4)			0.75		Sp1 91.54 (6)	
				Int2:	51.39 (45.69)	(3)	I1-I2:	25.80 (22.94)	(7)	1.56		
				Int3:	1:11.21 (1:03.31)	(4)	I2-I3:	19.82 (17.62)	(7)	2.54		
				Fin:	1:34.65 (1:24.16)	(3)	I3-Fin:	23.44 (20.85)	(7)	2.14	51.26	Avg: 86.23
4	12	RAMSAY Alana LW9-2	CAN	Int1:	25.35 (24.03)	(6)			2.03		Sp1 88.25 (7)	
				Int2:	49.44 (46.88)	(5)	I1-I2:	24.09 (22.85)	(5)	2.75		
				Int3:	1:08.46 (1:04.92)	(5)	I2-I3:	19.02 (18.04)	(6)	4.15		
				Fin:	1:30.75 (1:26.05)	(4)	I3-Fin:	22.29 (21.13)	(5)	4.03	100.67	Avg: 89.93
5	10	ROTHFUSS Andrea LW6/8-2	GER	Int1:	24.46 (24.46)	(7)			2.46		Sp1 95.44 (4)	
				Int2:	47.66 (47.66)	(6)	I1-I2:	23.20 (23.20)	(3)	3.53		
				Int3:	1:05.35 (1:05.35)	(6)	I2-I3:	17.69 (17.69)	(3)	4.58		
				Fin:	1:27.22 (1:27.22)	(5)	I3-Fin:	21.87 (21.87)	(4)	5.20	135.16	Avg: 93.57
6	16	GOSELIN Michaela LW6/8-1	CAN	Int1:	23.75 (23.35)	(5)			1.35		Sp1 93.78 (5)	
				Int2:	48.76 (47.95)	(7)	I1-I2:	25.01 (24.60)	(6)	3.82		
				Int3:	1:06.55 (1:05.44)	(7)	I2-I3:	17.79 (17.49)	(4)	4.67		
				Fin:	1:28.95 (1:27.47)	(6)	I3-Fin:	22.40 (22.03)	(6)	5.45	138.90	Avg: 91.75
7	15	HONDO Ammi LW6/8-2	JPN	Int1:	25.03 (25.03)	(8)			3.03		Sp1 101.09 (3)	
				Int2:	48.94 (48.94)	(8)	I1-I2:	23.91 (23.91)	(4)	4.81		
				Int3:	1:07.20 (1:07.20)	(8)	I2-I3:	18.26 (18.26)	(5)	6.43		
				Fin:	1:28.89 (1:28.89)	(7)	I3-Fin:	21.69 (21.69)	(3)	6.87	175.21	Avg: 91.81
8	22	RIEDER Anna-Maria LW9-1	GER	Int1:	28.72 (25.53)	(9)			3.53		Sp1 80.63 (8)	
				Int2:	57.41 (51.04)	(9)	I1-I2:	28.69 (25.51)	(8)	6.91		
				Int3:	1:19.17 (1:10.39)	(9)	I2-I3:	21.76 (19.35)	(8)	9.62		
				Fin:	1:44.02 (1:32.49)	(8)	I3-Fin:	24.85 (22.10)	(8)	10.47	228.18	Avg: 78.46



Performance Analysis by Rank
按排名评价表现

REVISED
3 MAR 18:38

Number of Competitors: 9 Number of NPCs: 5

Rank	Bib	Name Sport Class	NPC Code	Pos	Positions		Partials		Difference		Speed	
					Time	Rank	Pos	Time	Rank	Time	Dist.(m)	Pos.
9	19	KAMIYAMA Noriko LW9-2	JPN	Int1:	31.49 (29.86)	(10)				7.86	Sp1	77.56 (9)
				Int2:	1:01.20 (58.03)	(10)	I1-I2:	29.71 (28.17)	(9)	13.90		
				Int3:	1:23.33 (1:19.02)	(10)	I2-I3:	22.13 (20.99)	(9)	18.25		
				Fin:	1:49.72 (1:44.04)	(9)	I3-Fin:	26.39 (25.02)	(9)	22.02	454.97	Avg: 74.38

Intermediate Time Positions : Int. 1 = Inter1 Int. 2 = Inter2 Int. 3 = Inter3
Speed Measurement Positions : Sp 1 = Speed 1

Legend:							
Avg	Average	Dist.(m)	Distance in metres	Fin	Finish	Int	Intermediate
lx	Intermediate x	Pos.	Intermediate or speed position			Sp	Speed trap

REVISED Report updated due to IPC decision to decline entries from RPC and BLR



Results
成绩

REVISED
3 MAR 18:44

Jury

Technical Delegate	PALOVICOVA Jana	SVK
WPAS Race Director	SKUTELJ SVETIC Anja	WPAS
Chief of Race	AN Linbo	CHN
Referee	GROS Davide	ITA
Assistant Referee	CARZERI Simone	ITA
Start Referee	SAWANO Hiroshi	JPN
Finish Referee	DOJCINOVIC Jelena	BIH

Video Controller	SAWICKI Ozzie	CAN
WPAS OVR Race Administrator	NEMCIC Ivan	WPAS
Equipment Controller	HICKS Bill	USA

Technical Data

Course Name	Rock
Start Altitude	1930m
Finish Altitude	1285m
Vertical Drop	645m
WPAS Homologation Number	13377/11/19
Course Length	2267m

Race Information

Course Setter	BLATTMANN Hans	NOR
Gates	34	
Start Time	10:00	

Number of Competitors: 11 Number of NPCs: 7

Rank	Bib Name	Sport Class	YB	NPC Code	IT1	IT2	IT3	Result	Diff.
1	12 BOCHET Marie	LW6/8-2	1994	FRA	22.04	44.11	1:00.90	1:21.49	
2	17 AARSJOE Ebba	LW4	2001	SWE	22.38	44.50	1:00.76	1:22.53	1.04
3	13 JEPSEN Mollie	LW6/8-2	1999	CAN	21.90	43.87	59.77	1:23.19	1.70
4	20 ZHANG Mengqiu	LW9-1	2002	CHN	22.59	44.81	1:02.34	1:24.10	2.61
5	14 ROTHFUSS Andrea	LW6/8-2	1989	GER	22.94	45.59	1:02.56	1:25.42	3.93
6	10 RAMSAY Alana	LW9-2	1994	CAN	23.84	46.44	1:04.76	1:26.61	5.12
7	15 HONDO Ammi	LW6/8-2	1997	JPN	23.70	46.80	1:04.15	1:26.83	5.34
8	16 GOSSELIN Michaela	LW6/8-1	2001	CAN	23.34	47.36	1:05.00	1:27.30	5.81
9	21 RIEDER Anna-Maria	LW9-1	2000	GER	24.65	48.63	1:07.73	1:29.19	7.70
10	19 KAMIYAMA Noriko	LW9-2	1973	JPN	27.27	53.83	1:13.89	1:39.72	18.23

DID NOT START: 1 competitor

18 VALEANU Laura LW4 1990 ROU

Forerunners:	A - GUO Quing CHN	B - ZHU Yanan CHN	C - ZHANG Yuying CHN
--------------	-------------------	-------------------	----------------------

Conditions on course:	SUNNY	Snow: COMPACT	Temperature - Start: -2°C	Temperature - Finish: -1°C
-----------------------	-------	---------------	---------------------------	----------------------------

Legend:	Diff. Difference	IT1 Intermediate time 1	IT2 Intermediate time 2	IT3 Intermediate time 3
YB	Year of Birth			

REVISED Report updated due to IPC decision to decline entries from RPC and BLR



Performance Analysis by Rank
按排名评价表现

REVISED
3 MAR 18:44

Number of Competitors: 10 Number of NPCs: 6

Rank	Bib	Name Sport Class	NPC Code	Positions		Partials		Difference		Speed		
				Pos	Time Rank	Pos	Time Rank	Time Dist.(m)	Pos. (km/h) Rank			
1	12	BOCHET Marie LW6/8-2	FRA	Int1:	22.04 (22.04)	(3)			0.30		Sp1 106.82 (1)	
				Int2:	44.11 (44.11)	(3)	I1-I2:	22.07 (22.07)	(2)	0.47		
				Int3:	1:00.90 (1:00.90)	(4)	I2-I3:	16.79 (16.79)	(3)	1.13		
				Fin:	1:21.49 (1:21.49)	(1)	I3-Fin:	20.59 (20.59)	(1)	0.00	0.00	Avg: 100.15
2	17	AARSJOE Ebba LW4	SWE	Int1:	22.72 (22.38)	(4)			0.64		Sp1 99.77 (4)	
				Int2:	45.17 (44.50)	(4)	I1-I2:	22.45 (22.12)	(3)	0.86		
				Int3:	1:01.68 (1:00.76)	(3)	I2-I3:	16.51 (16.26)	(2)	0.99		
				Fin:	1:23.77 (1:22.53)	(2)	I3-Fin:	22.09 (21.77)	(2)	1.04	28.14	Avg: 97.42
3	13	JEPSEN Mollie LW6/8-2	CAN	Int1:	21.90 (21.90)	(2)			0.16		Sp1 103.89 (3)	
				Int2:	43.87 (43.87)	(2)	I1-I2:	21.97 (21.97)	(1)	0.23		
				Int3:	59.77 (59.77)	(1)	I2-I3:	15.90 (15.90)	(1)	0.00		
				Fin:	1:23.19 (1:23.19)	(3)	I3-Fin:	23.42 (23.42)	(7)	1.70	46.33	Avg: 98.10
4	20	ZHANG Mengqiu LW9-1	CHN	Int1:	25.41 (22.59)	(5)			0.85		Sp1 94.83 (6)	
				Int2:	50.40 (44.81)	(5)	I1-I2:	24.99 (22.22)	(8)	1.17		
				Int3:	1:10.11 (1:02.34)	(5)	I2-I3:	19.71 (17.53)	(8)	2.57		
				Fin:	1:34.58 (1:24.10)	(4)	I3-Fin:	24.47 (21.76)	(9)	2.61	62.56	Avg: 86.29
5	14	ROTHFUSS Andrea LW6/8-2	GER	Int1:	22.94 (22.94)	(6)			1.20		Sp1 96.52 (5)	
				Int2:	45.59 (45.59)	(6)	I1-I2:	22.65 (22.65)	(4)	1.95		
				Int3:	1:02.56 (1:02.56)	(6)	I2-I3:	16.97 (16.97)	(4)	2.79		
				Fin:	1:25.42 (1:25.42)	(5)	I3-Fin:	22.86 (22.86)	(5)	3.93	104.30	Avg: 95.54
6	10	RAMSAY Alana LW9-2	CAN	Int1:	25.14 (23.84)	(9)			2.10		Sp1 91.03 (8)	
				Int2:	48.98 (46.44)	(7)	I1-I2:	23.84 (22.60)	(6)	2.80		
				Int3:	1:08.30 (1:04.76)	(8)	I2-I3:	19.32 (18.32)	(7)	4.99		
				Fin:	1:31.34 (1:26.61)	(6)	I3-Fin:	23.04 (21.85)	(6)	5.12	127.08	Avg: 89.35
7	15	HONDO Ammi LW6/8-2	JPN	Int1:	23.70 (23.70)	(8)			1.96		Sp1 104.93 (2)	
				Int2:	46.80 (46.80)	(8)	I1-I2:	23.10 (23.10)	(5)	3.16		
				Int3:	1:04.15 (1:04.15)	(7)	I2-I3:	17.35 (17.35)	(5)	4.38		
				Fin:	1:26.83 (1:26.83)	(7)	I3-Fin:	22.68 (22.68)	(3)	5.34	139.42	Avg: 93.99
8	16	GOSSELIN Michaela LW6/8-1	CAN	Int1:	23.74 (23.34)	(7)			1.60		Sp1 94.36 (7)	
				Int2:	48.16 (47.36)	(9)	I1-I2:	24.42 (24.02)	(7)	3.72		
				Int3:	1:06.10 (1:05.00)	(9)	I2-I3:	17.94 (17.64)	(6)	5.23		
				Fin:	1:28.78 (1:27.30)	(8)	I3-Fin:	22.68 (22.30)	(3)	5.81	148.36	Avg: 91.93



Performance Analysis by Rank
按排名评价表现

REVISED
3 MAR 18:44

Number of Competitors: 10 Number of NPCs: 6

Rank	Bib	Name Sport Class	NPC Code	Positions			Partials		Difference		Speed			
				Pos	Time	Rank	Pos	Time	Rank	Time	Dist.(m)	Pos.	(km/h)	Rank
9	21	RIEDER Anna-Maria LW9-1	GER	Int1:	27.73 (24.65)	(10)				2.91		Sp1	85.10	(9)
				Int2:	54.70 (48.63)	(10)	I1-I2:	26.97 (23.98)	(9)	4.99				
				Int3:	1:16.18 (1:07.73)	(10)	I2-I3:	21.48 (19.10)	(10)	7.96				
				Fin:	1:40.31 (1:29.19)	(9)	I3-Fin:	24.13 (21.46)	(8)	7.70	174.02	Avg:	81.36	
10	19	KAMIYAMA Noriko LW9-2	JPN	Int1:	28.76 (27.27)	(11)				5.53		Sp1	81.28	(10)
				Int2:	56.77 (53.83)	(11)	I1-I2:	28.01 (26.56)	(10)	10.19				
				Int3:	1:17.92 (1:13.89)	(11)	I2-I3:	21.15 (20.06)	(9)	14.12				
				Fin:	1:45.16 (1:39.72)	(10)	I3-Fin:	27.24 (25.83)	(10)	18.23	393.00	Avg:	77.61	

Intermediate Time Positions : Int. 1 = Inter1 Int. 2 = Inter2 Int. 3 = Inter3
Speed Measurement Positions : Sp 1 = Speed 1

Legend:							
Avg	Average	Dist.(m)	Distance in metres	Fin	Finish	Int	Intermediate
Ix	Intermediate x	Pos.	Intermediate or speed position			Sp	Speed trap

REVISED Report updated due to IPC decision to decline entries from RPC and BLR



Results 成绩

Jury

Technical Delegate	PALOVICOVA Jana	WPAS
WPAS Race Director	SKUTELJ SVETIC Anja	WPAS
Chief of Race	AN Linbo	CHN
Referee	GROSS Davide	ITA
Assistant Referee	CARZERI Simone	ITA
Start Referee	SAWANO Hiroshi	WPAS
Finish Referee	DOJCINOVIC Jelena	BIH

Video Controller	SAWICKI Ozzie	CAN
WPAS OVR Race Administrator	NEMCIC Ivan	WPAS
Equipment Controller	HICKS Bill	USA

Race Information

Course Setter	BLATTMANN Hans	NOR
Gates	34	
Start Time	10:30	

Number of Competitors: 9 Number of NPCs: 7

Rank	Bib Name	Sport Class	YB	NPC Code	IT1	IT2	IT3	Result	Diff.
1	23 FORSTER Anna-Lena	LW12-1	1995	GER	24.88	50.68	1:10.43	1:32.99	
2	24 MURAOKA Momoka	LW10-2	1997	JPN	24.89	51.13	1:29.59	1:57.99	25.00
3	30 ZHANG Wenjing	LW12-1	2002	CHN	25.54	52.57	1:38.48	2:02.04	29.05
4	29 LIU Sitong	LW12-2	1994	CHN	25.23	50.62		2:05.22	32.23

DID NOT FINISH: 3 competitors

25	van BERGEN Barbara	LW11	1978	NED
26	STEPHENS Laurie	LW12-1	1984	USA
27	COMBALUZIER Katie	LW12-1	1994	CAN

DID NOT START: 2 competitors

28	BROWNLEE Shona	LW12-2	1979	GBR
31	ZHANG Haiyuan	LW12-2	1977	CHN

Forerunners:	A - GUO Quing	CHN	B - ZHU Yanan	CHN	C - ZHANG Yuying	CHN
---------------------	---------------	-----	---------------	-----	------------------	-----

Conditions on course:	SUNNY	Snow: COMPACT	Temperature - Start: -7°C	Temperature - Finish: -7°C
------------------------------	-------	---------------	---------------------------	----------------------------

Legend:	Diff.	Difference	IT1	Intermediate time 1	IT2	Intermediate time 2	IT3	Intermediate time 3
	YB	Year of Birth						



Performance Analysis by Rank 按排名评价表现

Number of Competitors: 4 Number of NPCs: 3

Rank	Bib	Name <small>Sport Class</small>	NPC Code	Positions			Partials		Difference		Speed			
				Pos	Time	Rank	Pos	Time	Rank	Time	Dist.(m)	Pos.	(km/h)	Rank
1	23	FORSTER Anna-Lena LW12-1	GER	Int1:	28.38 (24.88)	(1)						Sp1	73.04	(1)
				Int2:	57.81 (50.68)	(2)	11-12:	29.43 (25.80)	(2)	0.06				
				Int3:	1:20.34 (1:10.43)	(1)	12-13:	22.53 (19.75)	(1)	0.00				
				Fin:	1:46.08 (1:32.99)	(1)	13-Fin:	25.74 (22.56)	(1)	0.00	0.00	Avg:	87.76	
2	24	MURAOKA Momoka LW10-2	JPN	Int1:	28.99 (24.89)	(2)						Sp1	67.01	(4)
				Int2:	59.55 (51.13)	(3)	11-12:	30.56 (26.24)	(3)	0.51				
				Int3:	1:44.34 (1:29.59)	(2)	12-13:	44.79 (38.46)	(2)	19.16				
				Fin:	2:17.42 (1:57.99)	(2)	13-Fin:	33.08 (28.40)	(3)	25.00	480.34	Avg:	69.17	
3	30	ZHANG Wenjing LW12-1	CHN	Int1:	29.14 (25.54)	(4)						Sp1	67.29	(3)
				Int2:	59.97 (52.57)	(4)	11-12:	30.83 (27.03)	(4)	1.95				
				Int3:	1:52.34 (1:38.48)	(3)	12-13:	52.37 (45.91)	(3)	28.05				
				Fin:	2:19.22 (2:02.04)	(3)	13-Fin:	26.88 (23.56)	(2)	29.05	539.63	Avg:	66.87	
4	29	LIU Sitong LW12-2	CHN	Int1:	28.76 (25.23)	(3)						Sp1	70.27	(2)
				Int2:	57.69 (50.62)	(1)	11-12:	28.93 (25.39)	(1)	0.00				
				Int3:			12-13:							
				Fin:	2:22.72 (2:05.22)	(4)	13-Fin:			32.23	583.50	Avg:	65.17	

Intermediate Time Positions : Int. 1 = Inter1 Int. 2 = Inter2 Int. 3 = Inter3
Speed Measurement Positions : Sp 1 = Speed 1

Legend:							
Avg	Average	Dist.(m)	Distance in metres	Fin	Finish	Int	Intermediate
Ix	Intermediate x	Pos.	Intermediate or speed position	Sp	Speed trap		



Results 成绩

Jury

Technical Delegate	PALOVICOVA Jana	SVK
WPAS Race Director	SKUTELJ SVETIC Anja	WPAS
Chief of Race	AN Linbo	CHN
Referee	GROS Davide	ITA
Assistant Referee	CARZERI Simone	ITA
Start Referee	SAWANO Hiroshi	JPN
Finish Referee	DOJCINOVIC Jelena	BIH

Video Controller	SAWICKI Ozzie	CAN
WPAS OVR Race Administrator	NEMCIC Ivan	WPAS
Equipment Controller	HICKS Bill	USA

Race Information

Course Setter	BLATTMANN Hans	NOR
Gates	34	
Start Time	11:00	

Number of Competitors: 7 Number of NPCs: 6

Rank	Bib Name	Sport Class	YB	NPC Code	IT1	IT2	IT3	Result	Diff.
1	23 FORSTER Anna-Lena	LW12-1	1995	GER	23.96	48.15	1:07.05	1:29.70	
2	29 ZHANG Wenjing	LW12-1	2002	CHN	26.41	51.92	1:10.68	1:32.94	3.24
3	24 MURAOKA Momoka	LW10-2	1997	JPN	25.03	51.78	1:09.64	1:33.20	3.50
4	28 LIU Sitong	LW12-2	1994	CHN	24.76	50.76	1:10.00	1:33.31	3.61
5	27 COMBALUZIER Katie	LW12-1	1994	CAN	28.55	1:03.31	1:37.17	2:04.69	34.99

DID NOT FINISH: 1 competitor

25 van BERGEN Barbara LW11 1978 NED

DID NOT START: 1 competitor

26 STEPHENS Laurie LW12-1 1984 USA

Forerunners:	A - GUO Quing CHN	B - ZHU Yanan CHN	C - ZHANG Yuying CHN
---------------------	------------------------	------------------------	---------------------------

Conditions on course:	SUNNY	Snow: COMPACT	Temperature - Start: -2°C	Temperature - Finish: 1°C
------------------------------	-------	---------------	---------------------------	---------------------------

Legend:	Diff. Difference	IT1 Intermediate time 1	IT2 Intermediate time 2	IT3 Intermediate time 3
YB	Year of Birth			



Performance Analysis by Rank

按排名评价表现

Number of Competitors: 5 Number of NPCs: 4

Rank	Bib	Name Sport Class	NPC Code	Positions		Partials		Difference		Speed				
				Pos	Time Rank	Pos	Time Rank	Time	Dist.(m)	Pos.	(km/h)	Rank		
1	23	FORSTER Anna-Lena LW12-1	GER	Int1:	27.34 (23.96)	(1)					0.00	Sp1	75.39	(2)
				Int2:	54.93 (48.15)	(1)	I1-I2:	27.59 (24.19)	(1)	0.00				
				Int3:	1:16.50 (1:07.05)	(1)	I2-I3:	21.57 (18.90)	(3)	0.00				
				Fin:	1:42.33 (1:29.70)	(1)	I3-Fin:	25.83 (22.65)	(2)	0.00	0.00			
2	29	ZHANG Wenjing LW12-1	CHN	Int1:	30.13 (26.41)	(4)					2.45	Sp1	74.39	(3)
				Int2:	59.23 (51.92)	(4)	I1-I2:	29.10 (25.51)	(2)	3.77				
				Int3:	1:20.64 (1:10.68)	(4)	I2-I3:	21.41 (18.76)	(2)	3.63				
				Fin:	1:46.03 (1:32.94)	(2)	I3-Fin:	25.39 (22.26)	(1)	3.24	79.03			
3	24	MURAOKA Momoka LW10-2	JPN	Int1:	29.16 (25.03)	(3)					1.07	Sp1	72.54	(4)
				Int2:	1:00.31 (51.78)	(3)	I1-I2:	31.15 (26.75)	(4)	3.63				
				Int3:	1:21.11 (1:09.64)	(2)	I2-I3:	20.80 (17.86)	(1)	2.59				
				Fin:	1:48.55 (1:33.20)	(3)	I3-Fin:	27.44 (23.56)	(4)	3.50	85.13			
4	28	LIU Sitong LW12-2	CHN	Int1:	28.23 (24.76)	(2)					0.80	Sp1	79.50	(1)
				Int2:	57.86 (50.76)	(2)	I1-I2:	29.63 (26.00)	(3)	2.61				
				Int3:	1:19.79 (1:10.00)	(3)	I2-I3:	21.93 (19.24)	(4)	2.95				
				Fin:	1:46.35 (1:33.31)	(4)	I3-Fin:	26.56 (23.31)	(3)	3.61	87.71			
5	27	COMBALUZIER Katie LW12-1	CAN	Int1:	32.57 (28.55)	(5)					4.59	Sp1	45.72	(5)
				Int2:	1:12.23 (1:03.31)	(5)	I1-I2:	39.66 (34.76)	(5)	15.16				
				Int3:	1:50.86 (1:37.17)	(5)	I2-I3:	38.63 (33.86)	(5)	30.12				
				Fin:	2:22.25 (2:04.69)	(5)	I3-Fin:	31.39 (27.52)	(5)	34.99	636.16			

Intermediate Time Positions : Int. 1 = Inter1 Int. 2 = Inter2 Int. 3 = Inter3

Speed Measurement Positions : Sp 1 = Speed 1

Legend:						
Avg	Average	Dist.(m)	Distance in metres	Fin	Finish	Int
Ix	Intermediate x	Pos.	Intermediate or speed position			Sp
						Intermediate
						Speed trap



Results 成绩

Jury

Technical Delegate	PALOVICOVA Jana	SVK
WPAS Race Director	SKUTELJ SVETIC Anja	WPAS
Chief of Race	AN Linbo	CHN
Referee	GROS Davide	ITA
Assistant Referee	CARZERI Simone	ITA
Start Referee	SAWANO Hiroshi	JPN
Finish Referee	DOJCINOVIC Jelena	BIH

Video Controller	SAWICKI Ozzie	CAN
WPAS OVR Race Administrator	NEMCIC Ivan	WPAS
Equipment Controller	HICKS Bill	USA

Technical Data

Course Name	Rock
Start Altitude	1930m
Finish Altitude	1285m
Vertical Drop	645m
WPAS Homologation Number	13377/11/19
Course Length	2267m

Race Information

Course Setter	BLATTMANN Hans	NOR
Gates	34	
Start Time	10:00	

Number of Competitors: 7 Number of NPCs: 6

Rank	Bib Name	Sport Class	YB	NPC Code	IT1	IT2	IT3	Result	Diff.
1	23 MURAOKA Momoka	LW10-2	1997	JPN	23.84	49.04	1:05.86	1:29.78	
2	22 FORSTER Anna-Lena	LW12-1	1995	GER	24.64	48.86	1:07.01	1:31.46	1.68
3	24 van BERGEN Barbara	LW11	1978	NED	23.52	49.14	1:08.90	1:32.03	2.25
4	26 COMBALUZIER Katie	LW12-1	1994	CAN	27.33	1:01.14	1:26.56	1:52.15	22.37

DID NOT FINISH: 2 competitors

27	ZHANG Wenjing	LW12-1	2002	CHN
28	LIU Sitong	LW12-2	1994	CHN

DID NOT START: 1 competitor

25	STEPHENS Laurie	LW12-1	1984	USA
----	-----------------	--------	------	-----

Forerunners:	A - GUO Quing	CHN	B - ZHU Yanan	CHN	C - ZHANG Yuying	CHN
--------------	---------------	-----	---------------	-----	------------------	-----

Conditions on course:	SUNNY	Snow: COMPACT	Temperature - Start: -2°C	Temperature - Finish: 0°C
-----------------------	-------	---------------	---------------------------	---------------------------

Legend:	Diff.	Difference	IT1	Intermediate time 1	IT2	Intermediate time 2	IT3	Intermediate time 3
	YB	Year of Birth						



Performance Analysis by Rank

按排名评价表现

Number of Competitors: 4 Number of NPCs: 4

Rank	Bib	Name Sport Class	NPC Code	Positions			Partials		Difference		Speed									
				Pos	Time	Rank	Pos	Time	Rank	Time	Dist.(m)	Pos.	(km/h)	Rank						
1	23	MURAOKA Momoka LW10-2	JPN	Int1:	27.77 (23.84)	(2)														
				Int2:	57.12 (49.04)	(2)	I1-I2:	29.35 (25.20)	(2)	0.18										
				Int3:	1:16.71 (1:05.86)	(1)	I2-I3:	19.59 (16.82)	(1)	0.00										
				Fin:	1:44.57 (1:29.78)	(1)	I3-Fin:	27.86 (23.92)	(2)	0.00	0.00				Avg:	90.90				
2	22	FORSTER Anna-Lena LW12-1	GER	Int1:	28.11 (24.64)	(3)														
				Int2:	55.74 (48.86)	(1)	I1-I2:	27.63 (24.22)	(1)	0.00										
				Int3:	1:16.45 (1:07.01)	(2)	I2-I3:	20.71 (18.15)	(2)	1.15										
				Fin:	1:44.34 (1:31.46)	(2)	I3-Fin:	27.89 (24.45)	(3)	1.68	41.64				Avg:	89.23				
3	24	van BERGEN Barbara LW11	NED	Int1:	27.17 (23.52)	(1)														
				Int2:	56.76 (49.14)	(3)	I1-I2:	29.59 (25.62)	(3)	0.28										
				Int3:	1:19.58 (1:08.90)	(3)	I2-I3:	22.82 (19.76)	(3)	3.04										
				Fin:	1:46.30 (1:32.03)	(3)	I3-Fin:	26.72 (23.13)	(1)	2.25	55.42				Avg:	88.68				
4	26	COMBALUZIER Katie LW12-1	CAN	Int1:	31.18 (27.33)	(4)														
				Int2:	1:09.75 (1:01.14)	(4)	I1-I2:	38.57 (33.81)	(4)	12.28										
				Int3:	1:38.75 (1:26.56)	(4)	I2-I3:	29.00 (25.42)	(4)	20.70										
				Fin:	2:07.94 (1:52.15)	(4)	I3-Fin:	29.19 (25.59)	(4)	22.37	452.19				Avg:	72.77				

Intermediate Time Positions : Int. 1 = Inter1

Int. 2 = Inter2

Int. 3 = Inter3

Speed Measurement Positions : Sp 1 = Speed 1

Legend:		Dist.(m)		Fin		Int	
Avg	Average	Pos.	Distance in metres	Fin	Finish	Sp	Intermediate
lx	Intermediate x		Intermediate or speed position				Speed trap



Results 成绩

Jury

Technical Delegate	PALOVICOVA Jana	WPAS
WPAS Race Director	SKUTELJ SVETIC Anja	WPAS
Chief of Race	AN Linbo	CHN
Referee	GROSS Davide	ITA
Assistant Referee	CARZERI Simone	ITA
Start Referee	SAWANO Hiroshi	WPAS
Finish Referee	DOJCINOVIC Jelena	BIH

Video Controller	SAWICKI Ozzie	CAN
WPAS OVR Race Administrator	NEMCIC Ivan	WPAS
Equipment Controller	HICKS Bill	USA

Technical Data

Course Name	Rock
Start Altitude	1930m
Finish Altitude	1285m
Vertical Drop	645m
WPAS Homologation Number	13377/11/19
Course Length	2267m

Race Information

Course Setter	BLATTMANN Hans	NOR
Gates	34	
Start Time	10:30	

Number of Competitors: 9 Number of NPCs: 7

Rank	Bib Name	Sport Class	YB	NPC Code	IT1	IT2	IT3	Result	Diff.
1	2 FARKASOVA Henrieta Guide: MOTYKA Martin	B3	1986	SVK	23.07	45.49	1:02.42	1:24.75	
2	8 ZHU Daqing Guide: YAN Hanhan	B2	1990	CHN	22.95	45.80	1:04.82	1:26.53	1.78
3	3 REXOVA Alexandra Guide: TRAJCIKOVA Eva	B2	2005	SVK	23.58	48.06	1:08.00	1:29.99	5.24
4	1 KNIGHT Millie Guide: WILD Brett	B2	1999	GBR	24.74	50.24	1:10.79	1:33.53	8.78
5	7 VOZZA Martina Guide: SABIDUSSI Ylenia	B2	2004	ITA	27.04	54.10	1:16.12	1:38.12	13.37
6	9 RISTAU Noemi Ewa Guide: BRENZEL Paula Elia	B2	1991	GER	26.87	52.78	1:15.42	1:39.07	14.32
7	6 FITZPATRICK Menna Guide: SMITH Gary	B2	1998	GBR	26.68	54.26	1:16.06	1:39.67	14.92
8	4 le BON Linda Guide: GILOT Ulla	B2	1964	BEL	38.28	1:08.84	1:31.22	1:55.10	30.35

DID NOT START: 1 competitor

5 UMSTEAD Danelle Guide: UMSTEAD Rob	B2	1972	USA
---	----	------	-----

Forerunners:	A - GUO Quing	CHN	B - ZHU Yanan	CHN	C - ZHANG Yuying	CHN
--------------	---------------	-----	---------------	-----	------------------	-----

Conditions on course:	SUNNY	Snow: COMPACT	Temperature - Start: -7°C	Temperature - Finish: -7°C
-----------------------	-------	---------------	---------------------------	----------------------------

Legend:	Diff. Difference	IT1 Intermediate time 1	IT2 Intermediate time 2	IT3 Intermediate time 3
YB	Year of Birth			



Performance Analysis by Rank

按排名评价表现

Number of Competitors: 8 Number of NPCs: 6

Rank	Bib	Name Sport Class	NPC Code	Positions		Partials		Difference		Speed			
				Pos	Time Rank	Pos	Time Rank	Time	Dist.(m)	Pos.	(km/h) Rank		
1	2	FARKASOVA Henrieta B3	SVK	Int1:	25.24 (23.07)	(2)			0.12		Sp1 86.20	(1)	
				Int2:	49.76 (45.49)	(1)	I1-I2:	24.52 (22.42)	(1)	0.00			
				Int3:	1:08.28 (1:02.42)	(1)	I2-I3:	18.52 (16.93)	(1)	0.00			
				Fin:	1:32.70 (1:24.75)	(1)	I3-Fin:	24.42 (22.33)	(1)	0.00	0.00	Avg:	96.30
2	8	ZHU Daqing B2	CHN	Int1:	26.35 (22.95)	(1)			0.00		Sp1 73.31	(3)	
				Int2:	52.59 (45.80)	(2)	I1-I2:	26.24 (22.85)	(2)	0.31			
				Int3:	1:14.43 (1:04.82)	(2)	I2-I3:	21.84 (19.02)	(2)	2.40			
				Fin:	1:39.36 (1:26.53)	(2)	I3-Fin:	24.93 (21.71)	(2)	1.78	46.63	Avg:	94.32
3	3	REXOVA Alexandra B2	SVK	Int1:	27.07 (23.58)	(3)			0.63		Sp1 79.35	(2)	
				Int2:	55.19 (48.06)	(3)	I1-I2:	28.12 (24.48)	(3)	2.57			
				Int3:	1:18.08 (1:08.00)	(3)	I2-I3:	22.89 (19.94)	(3)	5.58			
				Fin:	1:43.33 (1:29.99)	(3)	I3-Fin:	25.25 (21.99)	(3)	5.24	132.00	Avg:	90.69
4	1	KNIGHT Millie B2	GBR	Int1:	28.41 (24.74)	(4)			1.79		Sp1 71.33	(4)	
				Int2:	57.69 (50.24)	(4)	I1-I2:	29.28 (25.50)	(4)	4.75			
				Int3:	1:21.28 (1:10.79)	(4)	I2-I3:	23.59 (20.55)	(4)	8.37			
				Fin:	1:47.40 (1:33.53)	(4)	I3-Fin:	26.12 (22.74)	(5)	8.78	212.81	Avg:	87.26
5	7	VOZZA Martina B2	ITA	Int1:	31.05 (27.04)	(7)			4.09		Sp1 54.74	(8)	
				Int2:	1:02.12 (54.10)	(6)	I1-I2:	31.07 (27.06)	(6)	8.61			
				Int3:	1:27.40 (1:16.12)	(7)	I2-I3:	25.28 (22.02)	(6)	13.70			
				Fin:	1:52.66 (1:38.12)	(5)	I3-Fin:	25.26 (22.00)	(4)	13.37	308.91	Avg:	83.18
6	9	RISTAU Noemi Ewa B2	GER	Int1:	30.85 (26.87)	(6)			3.92		Sp1 64.10	(6)	
				Int2:	1:00.60 (52.78)	(5)	I1-I2:	29.75 (25.91)	(5)	7.29			
				Int3:	1:26.60 (1:15.42)	(5)	I2-I3:	26.00 (22.64)	(8)	13.00			
				Fin:	1:53.76 (1:39.07)	(6)	I3-Fin:	27.16 (23.65)	(7)	14.32	327.68	Avg:	82.38
7	6	FITZPATRICK Menna B2	GBR	Int1:	30.64 (26.68)	(5)			3.73		Sp1 67.10	(5)	
				Int2:	1:02.30 (54.26)	(7)	I1-I2:	31.66 (27.58)	(7)	8.77			
				Int3:	1:27.33 (1:16.06)	(6)	I2-I3:	25.03 (21.80)	(5)	13.64			
				Fin:	1:54.45 (1:39.67)	(7)	I3-Fin:	27.12 (23.61)	(6)	14.92	339.36	Avg:	81.88
8	4	le BON Linda B2	BEL	Int1:	43.96 (38.28)	(8)			15.33		Sp1 58.19	(7)	
				Int2:	1:19.04 (1:08.84)	(8)	I1-I2:	35.08 (30.56)	(8)	23.35			
				Int3:	1:44.74 (1:31.22)	(8)	I2-I3:	25.70 (22.38)	(7)	28.80			
				Fin:	2:12.16 (1:55.10)	(8)	I3-Fin:	27.42 (23.88)	(8)	30.35	597.77	Avg:	70.91



Performance Analysis by Rank 按排名评价表现

Number of Competitors: 8 Number of NPCs: 6

Rank	Bib Name	NPC Code	Positions			Partials		Difference		Speed	
			Pos	Time Rank	Pos	Time Rank	Time Dist.(m)	Pos.	(km/h)	Rank	

Intermediate Time Positions : Int. 1 = Inter1 Int. 2 = Inter2 Int. 3 = Inter3
Speed Measurement Positions : Sp 1 = Speed 1

Legend:							
Avg	Average	Dist.(m)	Distance in metres	Fin	Finish	Int	Intermediate
lx	Intermediate x	Pos.	Intermediate or speed position			Sp	Speed trap





Results

成绩

Jury

Technical Delegate	PALOVICOVA Jana	SVK
WPAS Race Director	SKUTELJ SVETIC Anja	WPAS
Chief of Race	AN Linbo	CHN
Referee	GROS Davide	ITA
Assistant Referee	CARZERI Simone	ITA
Start Referee	SAWANO Hiroshi	JPN
Finish Referee	DOJCINOVIC Jelena	BIH

Video Controller	SAWICKI Ozzie	CAN
WPAS OVR Race Administrator	NEMCIC Ivan	WPAS
Equipment Controller	HICKS Bill	USA

Technical Data

Course Name	Rock
Start Altitude	1930m
Finish Altitude	1285m
Vertical Drop	645m
WPAS Homologation Number	13377/11/19
Course Length	2267m

Race Information

Course Setter	BLATTMANN Hans	NOR
Gates	34	
Start Time	11:00	

Number of Competitors: 9

Number of NPCs: 7

Rank	Bib Name	Sport Class	YB	NPC Code	IT1	IT2	IT3	Result	Diff.
1	9 ZHU Daqing Guide: YAN Hanhan	B2	1990	CHN	22.42	44.21	1:02.81	1:23.42	
1	1 FARKASOVA Henrieta Guide: MOTYKA Martin	B3	1986	SVK	22.70	44.63	1:01.94	1:23.42	
3	3 REXOVA Alexandra Guide: MAKOVNIK Martin	B2	2005	SVK	23.13	46.69	1:06.06	1:27.90	4.48
4	2 KNIGHT Millie Guide: WILD Brett	B2	1999	GBR	25.13	49.57	1:09.86	1:32.03	8.61
5	8 VOZZA Martina Guide: SABIDUSSI Ylenia	B2	2004	ITA	26.37	52.23	1:12.69	1:34.10	10.68
6	6 FITZPATRICK Menna Guide: SMITH Gary	B2	1998	GBR	25.00	50.63	1:11.07	1:34.14	10.72

DID NOT FINISH: 2 competitors

4	le BON Linda Guide: GILOT Ulla	B2	1964	BEL					
7	RISTAU Noemi Ewa Guide: BRENZEL Paula Elia	B2	1991	GER					

DID NOT START: 1 competitor

5	UMSTEAD Danelle Guide: UMSTEAD Rob	B2	1972	USA					
---	---------------------------------------	----	------	-----	--	--	--	--	--

Forerunners:

A - GUO Quing	CHN	B - ZHU Yanan	CHN	C - ZHANG Yuying	CHN
---------------	-----	---------------	-----	------------------	-----

Conditions on course:

SUNNY	Snow: COMPACT	Temperature - Start: -2°C	Temperature - Finish: 1°C
-------	---------------	---------------------------	---------------------------

Legend:

Diff.	Difference	IT1	Intermediate time 1	IT2	Intermediate time 2	IT3	Intermediate time 3
YB	Year of Birth						



Performance Analysis by Rank
按排名评价表现

Number of Competitors: 6 Number of NPCs: 4

Rank	Bib	Name	NPC Code	Sport Class	Positions			Partials		Difference		Speed		
					Pos	Time	Rank	Pos	Time	Rank	Time	Dist.(m)	Pos.	(km/h)
1	9	ZHU Daqing	CHN	B2	Int1:	25.75	(1)			0.00		Sp1	90.78	(2)
						(22.42)								
					Int2:	50.77	(1)	I1-I2:	25.02	(2)	0.00			
						(44.21)			(21.79)					
	Int3:	1:12.13	(2)	I2-I3:	21.36	(2)	0.87							
		(1:02.81)			(18.60)									
	Fin:	1:35.79	(1)	I3-Fin:	23.66	(2)	0.00	0.00	Avg:	97.83				
		(1:23.42)			(20.61)									
1	1	FARKASOVA Henrieta	SVK	B3	Int1:	24.84	(2)			0.28		Sp1	97.03	(1)
						(22.70)								
					Int2:	48.82	(2)	I1-I2:	23.98	(1)	0.42			
						(44.63)			(21.93)					
	Int3:	1:07.76	(1)	I2-I3:	18.94	(1)	0.00							
		(1:01.94)			(17.31)									
	Fin:	1:31.25	(1)	I3-Fin:	23.49	(1)	0.00	0.00	Avg:	97.83				
		(1:23.42)			(21.48)									
3	3	REXOVA Alexandra	SVK	B2	Int1:	26.56	(3)			0.71		Sp1	87.65	(3)
						(23.13)								
					Int2:	53.62	(3)	I1-I2:	27.06	(3)	2.48			
						(46.69)			(23.56)					
	Int3:	1:15.86	(3)	I2-I3:	22.24	(3)	4.12							
		(1:06.06)			(19.37)									
	Fin:	1:40.94	(3)	I3-Fin:	25.08	(4)	4.48	115.54	Avg:	92.85				
		(1:27.90)			(21.84)									
4	2	KNIGHT Millie	GBR	B2	Int1:	28.86	(5)			2.71		Sp1	83.57	(4)
						(25.13)								
					Int2:	56.92	(4)	I1-I2:	28.06	(4)	5.36			
						(49.57)			(24.44)					
	Int3:	1:20.22	(4)	I2-I3:	23.30	(4)	7.92							
		(1:09.86)			(20.29)									
	Fin:	1:45.68	(4)	I3-Fin:	25.46	(5)	8.61	212.09	Avg:	88.68				
		(1:32.03)			(22.17)									
5	8	VOZZA Martina	ITA	B2	Int1:	30.29	(6)			3.95		Sp1	63.05	(6)
						(26.37)								
					Int2:	59.98	(6)	I1-I2:	29.69	(6)	8.02			
						(52.23)			(25.86)					
	Int3:	1:23.47	(6)	I2-I3:	23.49	(6)	10.75							
		(1:12.69)			(20.46)									
	Fin:	1:48.05	(5)	I3-Fin:	24.58	(3)	10.68	257.30	Avg:	86.73				
		(1:34.10)			(21.41)									
6	6	FITZPATRICK Menna	GBR	B2	Int1:	28.71	(4)			2.58		Sp1	75.18	(5)
						(25.00)								
					Int2:	58.14	(5)	I1-I2:	29.43	(5)	6.42			
						(50.63)			(25.63)					
	Int3:	1:21.61	(5)	I2-I3:	23.47	(5)	9.13							
		(1:11.07)			(20.44)									
	Fin:	1:48.10	(6)	I3-Fin:	26.49	(6)	10.72	258.15	Avg:	86.69				
		(1:34.14)			(23.07)									

Intermediate Time Positions : Int. 1 = Inter1 Int. 2 = Inter2 Int. 3 = Inter3
Speed Measurement Positions : Sp 1 = Speed 1

Avg	Average	Dist.(m)	Distance in metres	Fin	Finish	Int	Intermediate
ix	Intermediate x	Pos.	Intermediate or speed position			Sp	Speed trap



Results 成绩

Jury

Technical Delegate	PALOVICOVA Jana	SVK
WPAS Race Director	SKUTELJ SVETIC Anja	WPAS
Chief of Race	AN Linbo	CHN
Referee	GROS Davide	ITA
Assistant Referee	CARZERI Simone	ITA
Start Referee	SAWANO Hiroshi	JPN
Finish Referee	DOJCINOVIC Jelena	BIH

Video Controller	SAWICKI Ozzie	CAN
WPAS OVR Race Administrator	NEMCIC Ivan	WPAS
Equipment Controller	HICKS Bill	USA

Technical Data

Course Name	Rock
Start Altitude	1930m
Finish Altitude	1285m
Vertical Drop	645m
WPAS Homologation Number	13377/11/19
Course Length	2267m

Race Information

Course Setter	BLATTMANN Hans	NOR
Gates	34	
Start Time	10:00	

Number of Competitors: 9 Number of NPCs: 7

Rank	Bib Name	Sport Class	YB	NPC Code	IT1	IT2	IT3	Result	Diff.
1	2 FARKASOVA Henrieta Guide: MOTYKA Martin	B3	1986	SVK	22.32	43.12	1:00.19	1:20.62	
2	3 REXOVA Alexandra Guide: MAKOVNIK Martin	B2	2005	SVK	23.33	45.86	1:04.08	1:24.86	4.24
3	1 KNIGHT Millie Guide: WILD Brett	B2	1999	GBR	23.12	45.96	1:05.41	1:26.51	5.89
4	6 FITZPATRICK Menna Guide: SMITH Gary	B2	1998	GBR	23.57	47.89	1:07.46	1:28.90	8.28
5	7 VOZZA Martina Guide: SABIDUSSI Ylenia	B2	2004	ITA	24.89	48.45	1:08.39	1:29.00	8.38
6	9 RISTAU Noemi Ewa Guide: BRENZEL Paula Elia	B2	1991	GER	24.25	48.77	1:08.86	1:31.38	10.76
7	4 le BON Linda Guide: GILOT Ulla	B2	1964	BEL	29.53	58.78	1:20.72	1:45.01	24.39

DID NOT FINISH: 1 competitor

8 ZHU Daqing Guide: YAN Hanhan	B2	1990	CHN
-----------------------------------	----	------	-----

DID NOT START: 1 competitor

5 UMSTEAD Danelle Guide: UMSTEAD Rob	B2	1972	USA
---	----	------	-----

Forerunners:	A - GUO Quing	CHN	B - ZHU Yanan	CHN	C - ZHANG Yuying	CHN
--------------	---------------	-----	---------------	-----	------------------	-----

Conditions on course:	SUNNY	Snow: COMPACT	Temperature - Start: -2°C	Temperature - Finish: -1°C
-----------------------	-------	---------------	---------------------------	----------------------------

Legend:	Diff.	Difference	IT1	Intermediate time 1	IT2	Intermediate time 2	IT3	Intermediate time 3
YB	Year of Birth							



Performance Analysis by Rank 按排名评价表现

Number of Competitors: 7 Number of NPCs: 5

Rank	Bib	Name Sport Class	NPC Code	Positions		Partials		Difference		Speed		
				Pos	Time Rank	Pos	Time Rank	Time Dist.(m)	Pos. (km/h)	Rank		
1	2	FARKASOVA Henrieta B3	SVK	Int1: (1)	24.42 (22.32)	(1)	Int1-12: (1)	22.75 (20.80)	0.00	0.00	Sp1 98.04	(1)
				Int2: (1)	47.17 (43.12)		Int2-13: (1)	18.67 (17.07)	0.00			
				Int3: (1)	1:05.84 (1:00.19)		Int3-Fin: (1)	22.35 (20.43)	0.00	0.00	Avg: 101.23	
				Fin: (1)	1:28.19 (1:20.62)							
2	3	REXOVA Alexandra B2	SVK	Int1: (3)	26.79 (23.33)		Int1-12: (2)	25.87 (22.53)	1.01	2.74	Sp1 89.41	(2)
				Int2: (2)	52.66 (45.86)		Int2-13: (2)	20.92 (18.22)	3.89			
				Int3: (2)	1:13.58 (1:04.08)		Int3-Fin: (3)	23.86 (20.78)	4.24	113.27	Avg: 96.17	
				Fin: (2)	1:37.44 (1:24.86)							
3	1	KNIGHT Millie B2	GBR	Int1: (2)	26.55 (23.12)		Int1-12: (3)	26.23 (22.84)	0.80	2.84	Sp1 86.59	(3)
				Int2: (3)	52.78 (45.96)		Int2-13: (3)	22.33 (19.45)	5.22			
				Int3: (3)	1:15.11 (1:05.41)		Int3-Fin: (4)	24.23 (21.10)	5.89	154.35	Avg: 94.34	
				Fin: (3)	1:39.34 (1:26.51)							
4	6	FITZPATRICK Menna B2	GBR	Int1: (4)	27.07 (23.57)		Int1-12: (5)	27.93 (24.32)	1.25	4.77	Sp1 78.60	(4)
				Int2: (4)	55.00 (47.89)		Int2-13: (4)	22.47 (19.57)	7.27			
				Int3: (4)	1:17.47 (1:07.46)		Int3-Fin: (5)	24.61 (21.44)	8.28	211.14	Avg: 91.80	
				Fin: (4)	1:42.08 (1:28.90)							
5	7	VOZZA Martina B2	ITA	Int1: (6)	28.58 (24.89)		Int1-12: (4)	27.06 (23.56)	2.57	5.33	Sp1 72.30	(6)
				Int2: (5)	55.64 (48.45)		Int2-13: (5)	22.89 (19.94)	8.20			
				Int3: (5)	1:18.53 (1:08.39)		Int3-Fin: (2)	23.67 (20.61)	8.38	213.45	Avg: 91.70	
				Fin: (5)	1:42.20 (1:29.00)							
6	9	RISTAU Noemi Ewa B2	GER	Int1: (5)	27.85 (24.25)		Int1-12: (6)	28.16 (24.52)	1.93	5.65	Sp1 70.09	(7)
				Int2: (6)	56.01 (48.77)		Int2-13: (6)	23.06 (20.09)	8.67			
				Int3: (6)	1:19.07 (1:08.86)		Int3-Fin: (6)	25.86 (22.52)	10.76	266.94	Avg: 89.31	
				Fin: (6)	1:44.93 (1:31.38)							
7	4	le BON Linda B2	BEL	Int1: (7)	33.91 (29.53)		Int1-12: (7)	33.59 (29.25)	7.21	15.66	Sp1 72.32	(5)
				Int2: (7)	1:07.50 (58.78)		Int2-13: (7)	25.19 (21.94)	20.53			
				Int3: (7)	1:32.69 (1:20.72)		Int3-Fin: (7)	27.89 (24.29)	24.39	526.54	Avg: 77.72	
				Fin: (7)	2:00.58 (1:45.01)							

Intermediate Time Positions : Int. 1 = Inter1 Int. 2 = Inter2 Int. 3 = Inter3

Speed Measurement Positions : Sp 1 = Speed 1

Legend:							
Avg	Average	Dist.(m)	Distance in metres	Fin	Finish	Int Sp	Intermediate
Ix	Intermediate x	Pos.	Intermediate or speed position				Speed trap



Results

成绩

Jury

Technical Delegate	PALOVICOVA Jana	SVK
WPAS Race Director	SKUTELJ SVETIC Anja	WPAS
Chief of Race	AN Linbo	CHN
Referee	GROS Davide	ITA
Assistant Referee	CARZERI Simone	ITA
Start Referee	SAWANO Hiroshi	JPN
Finish Referee	DOJCINOVIC Jelena	BIH

Video Controller	SAWICKI Ozzie	CAN
WPAS OVR Race Administrator	NEMCIC Ivan	WPAS
Equipment Controller	HICKS Bill	USA

Technical Data

Course Name	Rock
Start Altitude	1930m
Finish Altitude	1285m
Vertical Drop	645m
WPAS Homologation Number	13377/11/19
Course Length	2267m

Race Information

Course Setter	BLATTMANN Hans	NOR
Gates	34	
Start Time	10:00	

Number of Competitors: 9 Number of NPCs: 6

Rank	Bib Name	Sport Class	YB	NPC Code	IT1	IT2	IT3	Result	Diff.	Race Pts.
1	11 JEPSEN Mollie	LW6/8-2	1999	CAN	21.78	44.01	1:00.46	1:21.75		0.00
2	17 ZHANG Mengqiu	LW9-1	2002	CHN	22.60	44.40	1:00.45	1:21.85	0.10	1.53
3	15 AARSJOE Ebba	LW4	2001	SWE	22.63	45.26	1:01.84	1:23.20	1.45	22.17
4	10 ROTHFUSS Andrea	LW6/8-2	1989	GER	22.87	45.21	1:02.17	1:23.71	1.96	29.97
5	14 GOSSELIN Michaela	LW6/8-1	2001	CAN	23.54	47.10	1:04.87	1:25.75	4.00	61.16
6	13 HONDO Ammi	LW6/8-2	1997	JPN	23.38	45.72	1:02.62	1:25.90	4.15	63.46
7	12 RAMSAY Alana	LW9-2	1994	CAN	23.79	46.84	1:04.80	1:26.08	4.33	66.21
8	16 KAMIYAMA Noriko	LW9-2	1973	JPN	27.39	54.98	1:14.65	1:38.49	16.74	255.96

DID NOT FINISH: 1 competitor

9 BOCHET Marie LW6/8-2 1994 FRA

Forerunners:

A - GUO Quing CHN B - ZHU Yanan CHN C - ZHANG Yuying CHN

Conditions on course:

SUNNY Snow: COMPACT Temperature - Start: -10°C Temperature - Finish: 3°C

Legend:

Diff. Difference IT1 Intermediate time 1 IT2 Intermediate time 2 IT3 Intermediate time 3
 YB Year of Birth



Performance Analysis by Rank
按排名评价表现

Number of Competitors: 8 Number of NPCs: 5

Rank	Bib	Name Sport Class	NPC Code	Positions		Partials		Difference		Speed		
				Pos	Time Rank	Pos	Time Rank	Time Dist.(m)	Pos. (km/h) Rank			
1	11	JEPSEN Mollie LW6/8-2	CAN	Int1:	21.78 (21.78)	(1)			0.00		Sp1 104.60 (3)	
				Int2:	44.01 (44.01)	(1)	I1-I2:	22.23 (22.23)	(1)	0.00		
				Int3:	1:00.46 (1:00.46)	(2)	I2-I3:	16.45 (16.45)	(1)	0.01		
				Fin:	1:21.75 (1:21.75)	(1)	I3-Fin:	21.29 (21.29)	(2)	0.00	0.00	Avg: 99.83
2	17	ZHANG Mengqiu LW9-1	CHN	Int1:	25.42 (22.60)	(2)			0.82		Sp1 95.87 (5)	
				Int2:	49.94 (44.40)	(2)	I1-I2:	24.52 (21.80)	(7)	0.39		
				Int3:	1:07.99 (1:00.45)	(1)	I2-I3:	18.05 (16.05)	(5)	0.00		
				Fin:	1:32.05 (1:21.85)	(2)	I3-Fin:	24.06 (21.40)	(7)	0.10	2.46	Avg: 88.66
3	15	AARSJOE Ebba LW4	SWE	Int1:	22.97 (22.63)	(3)			0.85		Sp1 102.65 (4)	
				Int2:	45.95 (45.26)	(4)	I1-I2:	22.98 (22.63)	(4)	1.25		
				Int3:	1:02.77 (1:01.84)	(3)	I2-I3:	16.82 (16.58)	(2)	1.39		
				Fin:	1:24.46 (1:23.20)	(3)	I3-Fin:	21.69 (21.36)	(4)	1.45	38.92	Avg: 96.63
4	10	ROTHFUSS Andrea LW6/8-2	GER	Int1:	22.87 (22.87)	(4)			1.09		Sp1 105.81 (2)	
				Int2:	45.21 (45.21)	(3)	I1-I2:	22.34 (22.34)	(2)	1.20		
				Int3:	1:02.17 (1:02.17)	(4)	I2-I3:	16.96 (16.96)	(4)	1.72		
				Fin:	1:23.71 (1:23.71)	(4)	I3-Fin:	21.54 (21.54)	(3)	1.96	53.08	Avg: 97.49
5	14	GOSSELIN Michaela LW6/8-1	CAN	Int1:	23.94 (23.54)	(6)			1.76		Sp1 85.01 (7)	
				Int2:	47.90 (47.10)	(7)	I1-I2:	23.96 (23.56)	(5)	3.09		
				Int3:	1:05.97 (1:04.87)	(7)	I2-I3:	18.07 (17.77)	(6)	4.42		
				Fin:	1:27.20 (1:25.75)	(5)	I3-Fin:	21.23 (20.88)	(1)	4.00	103.99	Avg: 93.59
6	13	HONDO Ammi LW6/8-2	JPN	Int1:	23.38 (23.38)	(5)			1.60		Sp1 111.29 (1)	
				Int2:	45.72 (45.72)	(5)	I1-I2:	22.34 (22.34)	(2)	1.71		
				Int3:	1:02.62 (1:02.62)	(5)	I2-I3:	16.90 (16.90)	(3)	2.17		
				Fin:	1:25.90 (1:25.90)	(6)	I3-Fin:	23.28 (23.28)	(6)	4.15	109.52	Avg: 95.01
7	12	RAMSAY Alana LW9-2	CAN	Int1:	25.09 (23.79)	(7)			2.01		Sp1 90.84 (6)	
				Int2:	49.40 (46.84)	(6)	I1-I2:	24.31 (23.05)	(6)	2.83		
				Int3:	1:08.34 (1:04.80)	(6)	I2-I3:	18.94 (17.96)	(7)	4.35		
				Fin:	1:30.78 (1:26.08)	(7)	I3-Fin:	22.44 (21.28)	(5)	4.33	108.13	Avg: 89.90
8	16	KAMIYAMA Noriko LW9-2	JPN	Int1:	28.89 (27.39)	(8)			5.61		Sp1 78.99 (8)	
				Int2:	57.98 (54.98)	(8)	I1-I2:	29.09 (27.59)	(8)	10.97		
				Int3:	1:18.73 (1:14.65)	(8)	I2-I3:	20.75 (19.67)	(8)	14.20		
				Fin:	1:43.86 (1:38.49)	(8)	I3-Fin:	25.13 (23.84)	(8)	16.74	365.39	Avg: 78.58



Performance Analysis by Rank

按排名评价表现

Number of Competitors: 8 Number of NPCs: 5

Rank	Bib Name	NPC Code	Positions			Partials		Difference		Speed	
			Pos	Time Rank	Pos	Time Rank	Time Dist.(m)	Pos.	(km/h)	Rank	

Intermediate Time Positions : Int. 1 = Inter1 Int. 2 = Inter2 Int. 3 = Inter3
Speed Measurement Positions : Sp 1 = Speed 1

Legend:		Dist.(m)	Fin	Int
Avg	Average	Pos.	Finish	Sp
Ix	Intermediate x	Pos.	Intermediate or speed position	Speed trap



Results 成绩

Jury

Technical Delegate	PALOVICOVA Jana	SVK
WPAS Race Director	SKUTELJ SVETIC Anja	WPAS
Chief of Race	AN Linbo	CHN
Referee	GROS Davide	ITA
Assistant Referee	CARZERI Simone	ITA
Start Referee	SAWANO Hiroshi	JPN
Finish Referee	DOJCINOVIC Jelena	BIH

Video Controller	SAWICKI Ozzie	CAN
WPAS OVR Race Administrator	NEMCIC Ivan	WPAS
Equipment Controller	HICKS Bill	USA

Race Information

Course Setter	BLATTMANN Hans	NOR
Gates	34	
Start Time	10:00	

Number of Competitors: 7 Number of NPCs: 6

Rank	Bib Name	Sport Class	YB	NPC Code	IT1	IT2	IT3	Result	Diff.	Race Pts.
1	19 MURAOKA Momoka	LW10-2	1997	JPN	23.96	49.11	1:06.07	1:29.77		0.00
2	18 FORSTER Anna-Lena	LW12-1	1995	GER	24.76	49.01	1:07.51	1:30.59	0.82	11.42
3	23 LIU Sitong	LW12-2	1994	CHN	25.05	51.24	1:10.04	1:32.10	2.33	32.44

DID NOT FINISH: 4 competitors

20	van BERGEN Barbara	LW11	1978	NED
21	STEPHENS Laurie	LW12-1	1984	USA
22	COMBALUZIER Katie	LW12-1	1994	CAN
24	ZHANG Wenjing	LW12-1	2002	CHN

Forerunners:

A - GUO Quing	CHN	B - ZHU Yanan	CHN	C - ZHANG Yuying	CHN
---------------	-----	---------------	-----	------------------	-----

Conditions on course:

SUNNY	Snow: COMPACT	Temperature - Start: -9°C	Temperature - Finish: -5°C
-------	---------------	---------------------------	----------------------------

Legend:

Diff.	Difference	IT1	Intermediate time 1	IT2	Intermediate time 2	IT3	Intermediate time 3
YB	Year of Birth						



Performance Analysis by Rank

按排名评价表现

Number of Competitors: 3 Number of NPCs: 3

Rank	Bib	Name Sport Class	NPC Code	Positions			Partials		Difference		Speed			
				Pos	Time	Rank	Pos	Time	Rank	Time	Dist.(m)	Pos.	(km/h)	Rank
1	19	MURAOKA Momoka LW10-2	JPN	Int1:	27.91 (23.96)	(1)			0.00		Sp1	90.20	(1)	
				Int2:	57.20 (49.11)	(2)	I1-I2:	29.29 (25.15)	(2)	0.10				
				Int3:	1:16.96 (1:06.07)	(1)	I2-I3:	19.76 (16.96)	(1)	0.00				
				Fin:	1:44.56 (1:29.77)	(1)	I3-Fin:	27.60 (23.70)	(3)	0.00	0.00	Avg:	78.05	
2	18	FORSTER Anna-Lena LW12-1	GER	Int1:	28.25 (24.76)	(2)			0.80		Sp1	84.37	(2)	
				Int2:	55.91 (49.01)	(1)	I1-I2:	27.66 (24.25)	(1)	0.00				
				Int3:	1:17.02 (1:07.51)	(2)	I2-I3:	21.11 (18.50)	(2)	1.44				
				Fin:	1:43.35 (1:30.59)	(2)	I3-Fin:	26.33 (23.08)	(2)	0.82	17.99	Avg:	78.97	
3	23	LIU Sitong LW12-2	CHN	Int1:	28.56 (25.05)	(3)			1.09		Sp1	83.92	(3)	
				Int2:	58.40 (51.24)	(3)	I1-I2:	29.84 (26.19)	(3)	2.23				
				Int3:	1:19.83 (1:10.04)	(3)	I2-I3:	21.43 (18.80)	(3)	3.97				
				Fin:	1:44.98 (1:32.10)	(3)	I3-Fin:	25.15 (22.06)	(1)	2.33	50.32	Avg:	77.74	

Intermediate Time Positions : Int. 1 = Inter1 Int. 2 = Inter2 Int. 3 = Inter3

Speed Measurement Positions : Sp 1 = Speed 1

Legend:							
Avg	Average	Dist.(m)	Distance in metres	Fin	Finish	Int	Intermediate
Ix	Intermediate x	Pos.	Intermediate or speed position			Sp	Speed trap



Results

成绩

Jury

Technical Delegate	PALOVICOVA Jana	SVK
WPAS Race Director	SKUTELJ SVETIC Anja	WPAS
Chief of Race	AN Linbo	CHN
Referee	GROS Davide	ITA
Assistant Referee	CARZERI Simone	ITA
Start Referee	SAWANO Hiroshi	JPN
Finish Referee	DOJCINOVIC Jelena	BIH

Video Controller	SAWICKI Ozzie	CAN
WPAS OVR Race Administrator	NEMCIC Ivan	WPAS
Equipment Controller	HICKS Bill	USA

Technical Data

Course Name	Rock
Start Altitude	1930m
Finish Altitude	1285m
Vertical Drop	645m
WPAS Homologation Number	13377/11/19
Course Length	2267m

Race Information

Course Setter	BLATTMANN Hans	NOR
Gates	34	
Start Time	10:00	

Number of Competitors: 8 Number of NPCs: 6

Rank	Bib Name	Sport Class	YB	NPC Code	IT1	IT2	IT3	Result	Diff.	Race Pts.
1	1 FARKASOVA Henrieta Guide: MOTYKA Martin	B3	1986	SVK	21.44	42.63	59.08	1:19.50		0.00
2	7 ZHU Daqing Guide: YAN Hanhan	B2	1990	CHN	21.58	43.62	1:00.37	1:21.75	2.25	35.38
3	2 KNIGHT Millie Guide: WILD Brett	B2	1999	GBR	22.01	43.77	1:01.84	1:23.20	3.70	58.18
4	3 REXOVA Alexandra Guide: MAKOVNIK Martin	B2	2005	SVK	22.37	45.65	1:04.01	1:25.13	5.63	88.52
5	5 FITZPATRICK Menna Guide: SMITH Gary	B2	1998	GBR	23.87	49.10	1:09.14	1:30.49	10.99	172.80
6	4 Le BON Linda Guide: GILOT Ulla	B2	1964	BEL	26.25	51.90	1:13.24	1:36.06	16.56	260.38

DID NOT FINISH: 2 competitors

6 RISTAU Noemi Ewa Guide: BRENZEL Paula Elia	B2	1991	GER
8 VOZZA Martina Guide: SABIDUSSI Ylenia	B2	2004	ITA

Forerunners:

A - GUO Quing CHN B - ZHU Yanan CHN C - ZHANG Yuying CHN

Conditions on course:

SUNNY Snow: COMPACT Temperature - Start: -10°C Temperature - Finish: -6°C

Legend:

Diff. Difference IT1 Intermediate time 1 IT2 Intermediate time 2 IT3 Intermediate time 3
YB Year of Birth



Performance Analysis by Rank 按排名评价表现

Number of Competitors: 6 Number of NPCs: 4

Rank	Bib	Name Sport Class	NPC Code	Positions		Partials		Difference		Speed			
				Pos	Time Rank	Time Rank	Time Rank	Dist.(m)	Pos. (km/h)	Rank			
1	1	FARKASOVA Henrieta B3	SVK	Int1:	23.46 (21.44)	(1)			0.00		Sp1 101.80	(1)	
				Int2:	46.64 (42.63)	(1)	I1-I2:	23.18 (21.19)	(1)	0.00			
				Int3:	1:04.63 (59.08)	(1)	I2-I3:	17.99 (16.45)	(1)	0.00			
				Fin:	1:26.97 (1:19.50)	(1)	I3-Fin:	22.34 (20.42)	(1)	0.00	0.00	Avg:	93.84
2	7	ZHU Daqing B2	CHN	Int1:	24.78 (21.58)	(2)			0.14		Sp1 90.51	(3)	
				Int2:	50.09 (43.62)	(2)	I1-I2:	25.31 (22.04)	(3)	0.99			
				Int3:	1:09.33 (1:00.37)	(2)	I2-I3:	19.24 (16.75)	(2)	1.29			
				Fin:	1:33.87 (1:21.75)	(2)	I3-Fin:	24.54 (21.38)	(5)	2.25	54.34	Avg:	86.94
3	2	KNIGHT Millie B2	GBR	Int1:	25.28 (22.01)	(3)			0.57		Sp1 86.50	(4)	
				Int2:	50.26 (43.77)	(3)	I1-I2:	24.98 (21.76)	(2)	1.14			
				Int3:	1:11.01 (1:01.84)	(3)	I2-I3:	20.75 (18.07)	(3)	2.76			
				Fin:	1:35.54 (1:23.20)	(3)	I3-Fin:	24.53 (21.36)	(4)	3.70	87.79	Avg:	85.42
4	3	REXOVA Alexandra B2	SVK	Int1:	25.69 (22.37)	(4)			0.93		Sp1 91.52	(2)	
				Int2:	52.42 (45.65)	(4)	I1-I2:	26.73 (23.28)	(4)	3.02			
				Int3:	1:13.50 (1:04.01)	(4)	I2-I3:	21.08 (18.36)	(4)	4.93			
				Fin:	1:37.76 (1:25.13)	(4)	I3-Fin:	24.26 (21.12)	(2)	5.63	130.56	Avg:	83.48
5	5	FITZPATRICK Menna B2	GBR	Int1:	27.41 (23.87)	(5)			2.43		Sp1 82.71	(6)	
				Int2:	56.38 (49.10)	(5)	I1-I2:	28.97 (25.23)	(5)	6.47			
				Int3:	1:19.39 (1:09.14)	(5)	I2-I3:	23.01 (20.04)	(5)	10.06			
				Fin:	1:43.91 (1:30.49)	(5)	I3-Fin:	24.52 (21.35)	(3)	10.99	239.77	Avg:	78.54
6	4	Le BON Linda B2	BEL	Int1:	30.15 (26.25)	(6)			4.81		Sp1 86.24	(5)	
				Int2:	59.60 (51.90)	(6)	I1-I2:	29.45 (25.65)	(6)	9.27			
				Int3:	1:24.10 (1:13.24)	(6)	I2-I3:	24.50 (21.34)	(6)	14.16			
				Fin:	1:50.31 (1:36.06)	(6)	I3-Fin:	26.21 (22.82)	(6)	16.56	340.33	Avg:	73.98

Intermediate Time Positions : Int. 1 = Inter1 Int. 2 = Inter2 Int. 3 = Inter3
Speed Measurement Positions : Sp 1 = Speed 1

Avg	Average	Dist.(m)	Distance in metres	Fin	Finish	Int	Intermediate
ix	Intermediate x	Pos.	Intermediate or speed position			Sp	Speed trap



Results 成绩

Jury

Technical Delegate	CARZERI Simone	ITA
WPAS Race Director	SKUTELJ SVETIC Anja	WPAS
Chief of Race	AN Linbo	CHN
Referee	BLATTMANN Hans	NOR
Assistant Referee	PALOVICOVA Jana	SVK
Start Referee	SAWANO Hiroshi	JPN
Finish Referee	DOJCINOVIC Jelena	BIH

Video Controller	SAWICKI Ozzie	CAN
WPAS OVR Race Administrator	NEMCIC Ivan	WPAS
Equipment Controller	HICKS Bill	USA

Race Information

Course Setter	CAPELLI Dario	CHN
Gates/Turning Gates	39/33	
Start Time	10:00	

Number of Competitors: 15 Number of NPCs: 9

Technical Data

Course Name	Rock
Start Altitude	1825m
Finish Altitude	1285m
Vertical Drop	540m
WPAS Homologation Number	13377/11/19
Course Length	1984m

Rank	Bib Name	Sport Class	YB	NPC Code	IT1	IT2	IT3	Result	Diff.	Race Pts.
1	15 ZHANG Mengqiu	LW9-1	2002	CHN	12.28	35.43	53.60	1:13.54		0.00
2	18 BOCHET Marie	LW6/8-2	1994	FRA	12.70	36.43	54.61	1:14.97	1.43	23.14
3	14 RAMSAY Alana	LW9-2	1994	CAN	12.40	37.11	56.71	1:16.84	3.30	53.40
4	12 AARSJOE Ebba	LW4	2001	SWE	12.76	37.45	55.81	1:16.93	3.39	54.86
5	17 RIEDER Anna-Maria	LW9-1	2000	GER	12.61	37.83	57.50	1:18.63	5.09	82.36
6	10 JEPSEN Mollie	LW6/8-2	1999	CAN	13.24	38.20	57.12	1:18.69	5.15	83.34
7	13 GOSSELIN Michaela	LW6/8-1	2001	CAN	13.19	38.68	58.43	1:19.64	6.10	98.71
8	19 HONDO Ammi	LW6/8-2	1997	JPN	13.30	38.30	57.66	1:19.92	6.38	103.24
9	16 ROTHFUSS Andrea	LW6/8-2	1989	GER	13.20	39.40	59.05	1:22.35	8.81	142.56
10	21 KAMIYAMA Noriko	LW9-2	1973	JPN	13.54	42.21	1:04.51	1:27.73	14.19	229.62
11	20 SMARZOVA Petra	LW6/8-2	1990	SVK	14.18	43.08	1:04.92	1:29.42	15.88	256.96
12	22 GUO Jiaxin	LW6/8-2	1999	CHN	14.22	44.33	1:05.80	1:30.36	16.82	272.18
13	23 GASKOVA Vanesa	LW5/7-1	2005	SVK	14.40	43.65	1:07.07	1:31.60	18.06	292.24
14	24 JOHNSON Allie	LW6/8-1	1994	USA	15.90	47.54	1:12.71	1:39.50	25.96	420.08

DISQUALIFIED: 1 competitor

11 VALEANU Laura	LW4	1990	ROU	Gate 29
------------------	-----	------	-----	---------

Forerunners:

A - GUO Quing	CHN	B - ZHU Yanan	CHN	C - ZHANG Yuying	CHN
---------------	-----	---------------	-----	------------------	-----

Conditions on course:

SUNNY	Snow: COMPACT	Temperature - Start: -7°C	Temperature - Finish: -6°C
-------	---------------	---------------------------	----------------------------

Legend:

Diff.	Difference	IT1	Intermediate time 1	IT2	Intermediate time 2	IT3	Intermediate time 3
YB	Year of Birth						

Please note that the Race Points in Paralympics are not calculated according to the WPAS Rules and Regulations



Performance Analysis by Rank 按排名评价表现

Number of Competitors: 14 Number of NPCs: 8

Rank	Bib	Name Sport Class	NPC Code	Positions			Partials		Difference		Speed			
				Pos	Time	Rank	Pos	Time	Rank	Time	Dist.(m)	Pos.	(km/h)	Rank
1	15	ZHANG Mengqiu LW9-1	CHN	Int1:	13.93 (12.28)	(1)			0.00		Sp1	94.31	(7)	
				Int2:	40.17 (35.43)	(1)	I1-I2:	26.24 (23.15)	(7)	0.00				
				Int3:	1:00.77 (53.60)	(1)	I2-I3:	20.60 (18.17)	(7)	0.00				
				Fin:	1:23.37 (1:13.54)	(1)	I3-Fin:	22.60 (19.94)	(7)	0.00	0.00	Avg:	85.67	
2	18	BOCHET Marie LW6/8-2	FRA	Int1:	12.70 (12.70)	(4)			0.42		Sp1	101.12	(2)	
				Int2:	36.43 (36.43)	(2)	I1-I2:	23.73 (23.73)	(1)	1.00				
				Int3:	54.61 (54.61)	(2)	I2-I3:	18.18 (18.18)	(1)	1.01				
				Fin:	1:14.97 (1:14.97)	(2)	I3-Fin:	20.36 (20.36)	(1)	1.43	37.84	Avg:	95.27	
3	14	RAMSAY Alana LW9-2	CAN	Int1:	13.27 (12.40)	(2)			0.12		Sp1	85.46	(9)	
				Int2:	39.70 (37.11)	(3)	I1-I2:	26.43 (24.71)	(8)	1.68				
				Int3:	1:00.67 (56.71)	(4)	I2-I3:	20.97 (19.60)	(8)	3.11				
				Fin:	1:22.21 (1:16.84)	(3)	I3-Fin:	21.54 (20.13)	(2)	3.30	79.64	Avg:	86.88	
4	12	AARSJOE Ebba LW4	SWE	Int1:	13.02 (12.76)	(5)			0.48		Sp1	100.62	(4)	
				Int2:	38.22 (37.45)	(4)	I1-I2:	25.20 (24.69)	(4)	2.02				
				Int3:	56.95 (55.81)	(3)	I2-I3:	18.73 (18.36)	(2)	2.21				
				Fin:	1:18.50 (1:16.93)	(4)	I3-Fin:	21.55 (21.12)	(3)	3.39	85.68	Avg:	90.99	
5	17	RIEDER Anna-Maria LW9-1	GER	Int1:	14.30 (12.61)	(3)			0.33		Sp1	86.18	(8)	
				Int2:	42.89 (37.83)	(5)	I1-I2:	28.59 (25.22)	(9)	2.40				
				Int3:	1:05.19 (57.50)	(6)	I2-I3:	22.30 (19.67)	(11)	3.90				
				Fin:	1:29.14 (1:18.63)	(5)	I3-Fin:	23.95 (21.13)	(9)	5.09	113.29	Avg:	80.13	
6	10	JEPSEN Mollie LW6/8-2	CAN	Int1:	13.24 (13.24)	(8)			0.96		Sp1	100.64	(3)	
				Int2:	38.20 (38.20)	(6)	I1-I2:	24.96 (24.96)	(2)	2.77				
				Int3:	57.12 (57.12)	(5)	I2-I3:	18.92 (18.92)	(3)	3.52				
				Fin:	1:18.69 (1:18.69)	(6)	I3-Fin:	21.57 (21.57)	(4)	5.15	129.85	Avg:	90.77	
7	13	GOSSELIN Michaela LW6/8-1	CAN	Int1:	13.46 (13.19)	(6)			0.91		Sp1	96.34	(6)	
				Int2:	39.45 (38.68)	(8)	I1-I2:	25.99 (25.49)	(5)	3.25				
				Int3:	59.60 (58.43)	(8)	I2-I3:	20.15 (19.75)	(6)	4.83				
				Fin:	1:21.23 (1:19.64)	(7)	I3-Fin:	21.63 (21.21)	(5)	6.10	148.99	Avg:	87.93	
8	19	HONDO Ammi LW6/8-2	JPN	Int1:	13.30 (13.30)	(9)			1.02		Sp1	103.55	(1)	
				Int2:	38.30 (38.30)	(7)	I1-I2:	25.00 (25.00)	(3)	2.87				
				Int3:	57.66 (57.66)	(7)	I2-I3:	19.36 (19.36)	(4)	4.06				
				Fin:	1:19.92 (1:19.92)	(8)	I3-Fin:	22.26 (22.26)	(6)	6.38	158.38	Avg:	89.37	

Performance Analysis by Rank
按排名评价表现

Number of Competitors: 14 Number of NPCs: 8

Rank	Bib	Name	NPC Code	Positions			Partials		Difference		Speed			
				Pos	Time	Rank	Pos	Time	Rank	Time	Dist.(m)	Pos.	(km/h)	Rank
9	16	ROTHFUSS Andrea LW6/8-2	GER	Int1:	13.20 (13.20)	(7)			0.92		Sp1	100.43	(5)	
				Int2:	39.40 (39.40)	(9)	I1-I2:	26.20 (26.20)	(6)	3.97				
				Int3:	59.05 (59.05)	(9)	I2-I3:	19.65 (19.65)	(5)	5.45				
				Fin:	1:22.35 (1:22.35)	(9)	I3-Fin:	23.30 (23.30)	(8)	8.81	212.25	Avg:	86.73	
10	21	KAMIYAMA Noriko LW9-2	JPN	Int1:	14.49 (13.54)	(10)			1.26		Sp1	78.22	(12)	
				Int2:	45.16 (42.21)	(10)	I1-I2:	30.67 (28.67)	(13)	6.78				
				Int3:	1:09.01 (1:04.51)	(10)	I2-I3:	23.85 (22.30)	(12)	10.91				
				Fin:	1:33.85 (1:27.73)	(10)	I3-Fin:	24.84 (23.22)	(12)	14.19	299.98	Avg:	76.10	
11	20	SMARZOVA Petra LW6/8-2	SVK	Int1:	14.18 (14.18)	(11)			1.90		Sp1	80.69	(11)	
				Int2:	43.08 (43.08)	(11)	I1-I2:	28.90 (28.90)	(10)	7.65				
				Int3:	1:04.92 (1:04.92)	(11)	I2-I3:	21.84 (21.84)	(10)	11.32				
				Fin:	1:29.42 (1:29.42)	(11)	I3-Fin:	24.50 (24.50)	(10)	15.88	352.34	Avg:	79.87	
12	22	GUO Jiaxin LW6/8-2	CHN	Int1:	14.22 (14.22)	(12)			1.94		Sp1	84.85	(10)	
				Int2:	44.33 (44.33)	(13)	I1-I2:	30.11 (30.11)	(11)	8.90				
				Int3:	1:05.80 (1:05.80)	(12)	I2-I3:	21.47 (21.47)	(9)	12.20				
				Fin:	1:30.36 (1:30.36)	(12)	I3-Fin:	24.56 (24.56)	(11)	16.82	369.31	Avg:	79.04	
13	23	GASKOVA Vanesa LW5/7-1	SVK	Int1:	14.86 (14.40)	(13)			2.12		Sp1	67.82	(13)	
				Int2:	45.03 (43.65)	(12)	I1-I2:	30.17 (29.25)	(12)	8.22				
				Int3:	1:09.18 (1:07.07)	(13)	I2-I3:	24.15 (23.42)	(13)	13.47				
				Fin:	1:34.49 (1:31.60)	(13)	I3-Fin:	25.31 (24.53)	(13)	18.06	379.20	Avg:	75.59	
14	24	JOHNSON Allie LW6/8-1	USA	Int1:	16.22 (15.90)	(14)			3.62		Sp1	63.81	(14)	
				Int2:	48.49 (47.54)	(14)	I1-I2:	32.27 (31.64)	(14)	12.11				
				Int3:	1:14.16 (1:12.71)	(14)	I2-I3:	25.67 (25.17)	(14)	19.11				
				Fin:	1:41.48 (1:39.50)	(14)	I3-Fin:	27.32 (26.79)	(14)	25.96	507.53	Avg:	70.38	

Intermediate Time Positions : Int. 1 = Inter1 Int. 2 = Inter2 Int. 3 = Inter3
Speed Measurement Positions : Sp 1 = Speed 1

Legend:							
Avg	Average	Dist.(m)	Distance in metres	Fin	Finish	Int	Intermediate
Ix	Intermediate x	Pos.	Intermediate or speed position			Sp	Speed trap



Results

成绩

Jury

Technical Delegate	CARZERI Simone	ITA
WPAS Race Director	SKUTELJ SVETIC Anja	WPAS
Chief of Race	AN Linbo	CHN
Referee	BLATTMANN Hans	NOR
Assistant Referee	PALOVICOVA Jana	SVK
Start Referee	SAWANO Hiroshi	JPN
Finish Referee	DOJCINOVIC Jelena	BIH

Video Controller	SAWICKI Ozzie	CAN
WPAS OVR Race Administrator	NEMCIC Ivan	WPAS
Equipment Controller	HICKS Bill	USA

Race Information

Course Setter	CAPELLI Dario	CHN
Gates/Turning Gates	39/33	
Start Time	10:00	

Number of Competitors: 8 Number of NPCs: 6

Rank	Bib Name	Sport Class	YB	NPC Code	IT1	IT2	IT3	Result	Diff.	Race Pts.
1	26 MURAOKA Momoka	LW10-2	1997	JPN	13.43	40.56	1:00.78	1:23.73		0.00
2	25 FORSTER Anna-Lena	LW12-1	1995	GER	13.33	40.56	1:00.59	1:23.84	0.11	1.56
3	27 ZHANG Wenjing	LW12-1	2002	CHN	13.66	41.04	1:02.19	1:24.31	0.58	8.24
4	28 van BERGEN Barbara	LW11	1978	NED	13.57	41.75	1:01.55	1:28.42	4.69	66.66
5	31 TANAKA Yoshiko	LW12-2	1975	JPN	14.48	46.53	1:10.04	1:35.69	11.96	169.98
6	30 BROWNLEE Shona	LW12-2	1979	GBR	15.62	50.11	1:17.76	1:48.23	24.50	348.20

DID NOT FINISH: 2 competitors

29 LIU Sitong	LW12-2	1994	CHN
32 COMBALUZIER Katie	LW12-1	1994	CAN

Forerunners:

A - GUO Quing	CHN	B - ZHU Yanan	CHN	C - ZHANG Yuying	CHN
---------------	-----	---------------	-----	------------------	-----

Conditions on course:

SUNNY	Snow: COMPACT	Temperature - Start: -5°C	Temperature - Finish: -6°C
-------	---------------	---------------------------	----------------------------

Legend:

Diff.	Difference	IT1	Intermediate time 1	IT2	Intermediate time 2	IT3	Intermediate time 3
YB	Year of Birth						

Please note that the Race Points in Paralympics are not calculated according to the WPAS Rules and Regulations



Performance Analysis by Rank 按排名评价表现

Number of Competitors: 6 Number of NPCs: 5

Rank	Bib	Name Sport Class	NPC Code	Positions			Partials		Difference		Speed			
				Pos	Time	Rank	Pos	Time	Rank	Time	Dist.(m)	Pos.	(km/h)	Rank
1	26	MURAOKA Momoka LW10-2	JPN	Int1:	16.02 (13.43)	(2)				0.10		Sp1	91.64	(1)
				Int2:	48.35 (40.56)	(1)	I1-I2:	32.33 (27.13)	(3)	0.00				
				Int3:	1:12.46 (1:00.78)	(2)	I2-I3:	24.11 (20.22)	(3)	0.19				
				Fin:	1:39.81 (1:23.73)	(1)	I3-Fin:	27.35 (22.95)	(3)	0.00	0.00	Avg:	71.56	
2	25	FORSTER Anna-Lena LW12-1	GER	Int1:	15.37 (13.33)	(1)				0.00		Sp1	83.39	(2)
				Int2:	46.74 (40.56)	(1)	I1-I2:	31.37 (27.23)	(1)	0.00				
				Int3:	1:09.82 (1:00.59)	(1)	I2-I3:	23.08 (20.03)	(1)	0.00				
				Fin:	1:36.61 (1:23.84)	(2)	I3-Fin:	26.79 (23.25)	(2)	0.11	2.26	Avg:	73.93	
3	27	ZHANG Wenjing LW12-1	CHN	Int1:	15.74 (13.66)	(4)				0.33		Sp1	82.34	(3)
				Int2:	47.29 (41.04)	(3)	I1-I2:	31.55 (27.38)	(2)	0.48				
				Int3:	1:11.66 (1:02.19)	(4)	I2-I3:	24.37 (21.15)	(4)	1.60				
				Fin:	1:37.15 (1:24.31)	(3)	I3-Fin:	25.49 (22.12)	(1)	0.58	11.84	Avg:	73.52	
4	28	van BERGEN Barbara LW11	NED	Int1:	15.99 (13.57)	(3)				0.24		Sp1	75.66	(4)
				Int2:	49.19 (41.75)	(4)	I1-I2:	33.20 (28.18)	(4)	1.19				
				Int3:	1:12.52 (1:01.55)	(3)	I2-I3:	23.33 (19.80)	(2)	0.96				
				Fin:	1:44.18 (1:28.42)	(4)	I3-Fin:	31.66 (26.87)	(5)	4.69	89.32	Avg:	68.56	
5	31	TANAKA Yoshiko LW12-2	JPN	Int1:	16.68 (14.48)	(5)				1.15		Sp1	54.03	(5)
				Int2:	53.57 (46.53)	(5)	I1-I2:	36.89 (32.05)	(5)	5.97				
				Int3:	1:20.63 (1:10.04)	(5)	I2-I3:	27.06 (23.51)	(5)	9.45				
				Fin:	1:50.16 (1:35.69)	(5)	I3-Fin:	29.53 (25.65)	(4)	11.96	215.40	Avg:	64.84	
6	30	BROWNLEE Shona LW12-2	GBR	Int1:	17.99 (15.62)	(6)				2.29		Sp1	40.71	(6)
				Int2:	57.69 (50.11)	(6)	I1-I2:	39.70 (34.49)	(6)	9.55				
				Int3:	1:29.52 (1:17.76)	(6)	I2-I3:	31.83 (27.65)	(6)	17.17				
				Fin:	2:04.59 (1:48.23)	(6)	I3-Fin:	35.07 (30.47)	(6)	24.50	390.14	Avg:	57.33	

Intermediate Time Positions : Int. 1 = Inter1 Int. 2 = Inter2 Int. 3 = Inter3
Speed Measurement Positions : Sp 1 = Speed 1

Legend:							
Avg	Average	Dist.(m)	Distance in metres	Fin	Finish	Int	Intermediate
Ix	Intermediate x	Pos.	Intermediate or speed position			Sp	Speed trap



Results 成绩

Jury

Technical Delegate	CARZERI Simone	ITA
WPAS Race Director	SKUTELJ SVETIC Anja	WPAS
Chief of Race	AN Linbo	CHN
Referee	BLATTMANN Hans	NOR
Assistant Referee	PALOVICOVA Jana	SVK
Start Referee	SAWANO Hiroshi	JPN
Finish Referee	DOJCINOVIC Jelena	BIH

Video Controller	SAWICKI Ozzie	CAN
WPAS OVR Race Administrator	NEMCIC Ivan	WPAS
Equipment Controller	HICKS Bill	USA

Race Information

Course Setter	CAPELLI Dario	CHN
Gates/Turning Gates	39/33	
Start Time	10:00	

Number of Competitors: 9 Number of NPCs: 7

Rank	Bib Name	Sport Class	YB	NPC Code	IT1	IT2	IT3	Result	Diff.	Race Pts.
1	4 REXOVA Alexandra Guide: TRAJCIKOVA Eva	B2	2005	SVK	12.31	37.06	56.02	1:17.01		0.00
2	2 FITZPATRICK Menna Guide: SMITH Gary	B2	1998	GBR	12.71	37.96	58.20	1:18.79	1.78	27.51
3	8 ZHU Daqing Guide: YAN Hanhan	B2	1990	CHN	13.30	37.74	57.52	1:19.30	2.29	35.39
4	7 KNIGHT Millie Guide: WILD Brett	B2	1999	GBR	12.79	37.54	58.79	1:19.39	2.38	36.78
5	5 RISTAU Noemi Ewa Guide: BRENZEL Paula Elia	B2	1991	GER	12.99	39.17	1:00.47	1:22.31	5.30	81.90
6	9 NIKOU Eva Guide: PROFENTZAS Dimitrios	B3	2000	GRE	13.24	40.14	1:02.14	1:25.25	8.24	127.33
7	6 Le BON Linda Guide: GILOT Ulla	B2	1964	BEL	14.22	43.13	1:04.51	1:26.98	9.97	154.06

DID NOT FINISH: 2 competitors

1	VOZZA Martina Guide: SABIDUSSI Ylenia	B2	2004	ITA
3	FARKASOVA Henrieta Guide: CERVEN Michal	B3	1986	SVK

Forerunners:

A - GUO Quing	CHN	B - ZHU Yanan	CHN	C - ZHANG Yuying	CHN
---------------	-----	---------------	-----	------------------	-----

Conditions on course:

SUNNY	Snow: COMPACT	Temperature - Start: -8°C	Temperature - Finish: -6°C
-------	---------------	---------------------------	----------------------------

Legend:

Diff.	Difference	IT1	Intermediate time 1	IT2	Intermediate time 2	IT3	Intermediate time 3
YB	Year of Birth						

Please note that the Race Points in Paralympics are not calculated according to the WPAS Rules and Regulations



Performance Analysis by Rank

按排名评价表现

Number of Competitors: 7 Number of NPCs: 6

Rank	Bib	Name Sport Class	NPC Code	Positions			Partials		Difference		Speed			
				Pos	Time	Rank	Pos	Time	Rank	Time	Dist.(m)	Pos.	(km/h)	Rank
1	4	REKOVA Alexandra B2	SVK	Int1:	14.12	(1)			0.00		Sp1	95.54	(1)	
					(12.31)									
				Int2:	42.49	(1)	I1-I2:	28.37	(2)	0.00				
					(37.06)			(24.75)						
	Int3:	1:04.22	(1)	I2-I3:	21.73	(1)	0.00							
		(56.02)			(18.96)									
	Fin:	1:28.28	(1)	I3-Fin:	24.06	(3)	0.00	0.00	Avg:	80.91				
		(1:17.01)			(20.99)									
2	2	FITZPATRICK Menna B2	GBR	Int1:	14.57	(2)			0.40		Sp1	88.69	(2)	
					(12.71)									
				Int2:	43.52	(4)	I1-I2:	28.95	(4)	0.90				
					(37.96)			(25.25)						
	Int3:	1:06.72	(3)	I2-I3:	23.20	(3)	2.18							
		(58.20)			(20.24)									
	Fin:	1:30.32	(2)	I3-Fin:	23.60	(1)	1.78	39.10	Avg:	79.08				
		(1:18.79)			(20.59)									
3	8	ZHU Daqing B2	CHN	Int1:	15.25	(6)			0.99		Sp1	86.71	(3)	
					(13.30)									
				Int2:	43.27	(3)	I1-I2:	28.02	(1)	0.68				
					(37.74)			(24.44)						
	Int3:	1:05.94	(2)	I2-I3:	22.67	(2)	1.50							
		(57.52)			(19.78)									
	Fin:	1:30.90	(3)	I3-Fin:	24.96	(4)	2.29	49.98	Avg:	78.57				
		(1:19.30)			(21.78)									
4	7	KNIGHT Millie B2	GBR	Int1:	14.67	(3)			0.48		Sp1	78.69	(4)	
					(12.79)									
				Int2:	43.04	(2)	I1-I2:	28.37	(2)	0.48				
					(37.54)			(24.75)						
	Int3:	1:07.40	(4)	I2-I3:	24.36	(4)	2.77							
		(58.79)			(21.25)									
	Fin:	1:31.01	(4)	I3-Fin:	23.61	(2)	2.38	51.88	Avg:	78.48				
		(1:19.39)			(20.60)									
5	5	RISTAU Noemi Ewa B2	GER	Int1:	14.90	(4)			0.68		Sp1	75.74	(5)	
					(12.99)									
				Int2:	44.91	(5)	I1-I2:	30.01	(6)	2.11				
					(39.17)			(26.18)						
	Int3:	1:09.32	(5)	I2-I3:	24.41	(5)	4.45							
		(1:00.47)			(21.30)									
	Fin:	1:34.36	(5)	I3-Fin:	25.04	(5)	5.30	111.44	Avg:	75.69				
		(1:22.31)			(21.84)									
6	9	NIKOU Eva B3	GRE	Int1:	14.74	(5)			0.93		Sp1	75.39	(6)	
					(13.24)									
				Int2:	44.68	(6)	I1-I2:	29.94	(5)	3.08				
					(40.14)			(26.90)						
	Int3:	1:09.16	(6)	I2-I3:	24.48	(6)	6.12							
		(1:02.14)			(22.00)									
	Fin:	1:34.89	(6)	I3-Fin:	25.73	(6)	8.24	172.29	Avg:	75.27				
		(1:25.25)			(23.11)									
7	6	Le BON Linda B2	BEL	Int1:	16.30	(7)			1.91		Sp1	71.03	(7)	
					(14.22)									
				Int2:	49.44	(7)	I1-I2:	33.14	(7)	6.07				
					(43.13)			(28.91)						
	Int3:	1:13.95	(7)	I2-I3:	24.51	(7)	8.49							
		(1:04.51)			(21.38)									
	Fin:	1:39.71	(7)	I3-Fin:	25.76	(7)	9.97	198.38	Avg:	71.63				
		(1:26.98)			(22.47)									

Intermediate Time Positions : Int. 1 = Inter1 Int. 2 = Inter2 Int. 3 = Inter3

Speed Measurement Positions : Sp 1 = Speed 1

Avg	Average	Dist.(m)	Distance in metres	Fin	Finish	Int	Intermediate
Ix	Intermediate x	Pos.	Intermediate or speed position			Sp	Speed trap



Results 成绩

Jury

Technical Delegate	CARZERI Simone	ITA
WPAS Race Director	SKUTELJ SVETIC Anja	WPAS
Chief of Race	AN Linbo	CHN
Referee	ADAMS Ben	NZL
Start Referee	SAWANO Hiroshi	JPN
Finish Referee	DOJCINOVIC Jelena	BIH

Video Controller	SAWICKI Ozzie	CAN
WPAS OVR Race Administrator	NEMCIC Ivan	WPAS

Race Information Super-G

Course Setter	CHAMBAZ Greg	SUI
Gates/Turning Gates	37/33	
Start Time	9:30	

Technical Data

Course Name	Ice River
Start Altitude	1680m
Finish Altitude	1500m
Vertical Drop	180m
WPAS Homologation Number	13889/12/20

Race Information Slalom

Course Setter	TEITSMA Falco	NED
Gates/Turning Gates	49/47	
Start Time	14:15	

Number of Competitors: 14 Number of NPCs: 8

Rank	Bib Name	Sport Class	YB	NPC Code	Run 1	IT1	IT2	Run 2	Result	Diff.	Race Pts.
1	21 AARSJOE Ebba	LW4	2001	SWE	1:16.02 (2)	12.54	25.97	40.49 (1)	1:56.51		0.00
2	20 ZHANG Mengqiu	LW9-1	2002	CHN	1:13.77 (1)	14.23	28.56	44.25 (2)	1:58.02	1.51	17.63
3	13 RAMSAY Alana	LW9-2	1994	CAN	1:18.71 (4)	14.77	29.89	47.62 (4)	2:06.33	9.82	114.63
4	11 RIEDER Anna-Maria	LW9-1	2000	GER	1:21.49 (6)	14.48	29.97	46.51 (3)	2:08.00	11.49	134.12
5	10 BOCHET Marie	LW6/8-2	1994	FRA	1:17.34 (3)	22.87	38.26	54.83 (7)	2:12.17	15.66	182.80
6	15 HONDO Ammi	LW6/8-2	1997	JPN	1:21.98 (7)	16.39	33.39	51.42 (6)	2:13.40	16.89	197.15
7	17 SMARZOVA Petra	LW6/8-2	1990	SVK	1:28.13 (9)	15.21	31.65	48.47 (5)	2:16.60	20.09	234.51
8	16 GASKOVA Vanesa	LW5/7-1	2005	SVK	1:27.98 (8)	18.26	38.28	1:00.68 (8)	2:28.66	32.15	375.28

DID NOT FINISH SLALOM: 2 competitors

19 JOHNSON Allie	LW6/8-1	1994	USA
22 JEPSEN Mollie	LW6/8-2	1999	CAN

DISQUALIFIED SUPER-G: 4 competitors

12 ROTHFUSS Andrea	LW6/8-2	1989	GER	Gate 36
14 GOSSELIN Michaela	LW6/8-1	2001	CAN	Gate 36
18 GUO Jiaxin	LW6/8-2	1999	CHN	Gate 31
23 KAMIYAMA Noriko	LW9-2	1973	JPN	Gate 31

Forerunners:

Super-G:	A - GUO Quing	CHN	B - ZHU Yanan	CHN	C - ZHANG Yuying	CHN
Slalom:	A - GUO Quing	CHN	B - ZHU Yanan	CHN	C - ZHANG Yuying	CHN

Conditions on course:

Super-G	SUNNY	Snow:	COMPACT	Temperature - Start:	-2°C	Temperature - Finish:	-4°C
Slalom	SUNNY	Snow:	SOFT	Temperature - Start:	1°C	Temperature - Finish:	2°C

Legend:

Diff.	Difference	IT1	Intermediate time 1	IT2	Intermediate time 2	YB	Year of Birth
-------	------------	-----	---------------------	-----	---------------------	----	---------------



Results 成绩

Jury

Technical Delegate	CARZERI Simone	ITA
WPAS Race Director	SKUTELJ SVETIC Anja	WPAS
Chief of Race	AN Linbo	CHN
Referee	ADAMS Ben	NZL
Assistant Referee	PALOVICOVA Jana	SVK
Start Referee	SAWANO Hiroshi	JPN
Finish Referee	DOJCINOVIC Jelena	BIH

Video Controller	SAWICKI Ozzie	CAN
WPAS OVR Race Administrator	NEMCIC Ivan	WPAS
Equipment Controller	HICKS Bill	USA

Race Information Super-G

Course Setter	CHAMBAZ Greg	SUI
Gates/Turning Gates	37/33	
Start Time	9:30	

Technical Data

Course Name	Rock
Start Altitude	1825m
Finish Altitude	1285m
Vertical Drop	540m
WPAS Homologation Number	13377/11/19
Course Length	1984m

Race Information Slalom

Course Setter	TEITSMA Falco	NED
Gates/Turning Gates	49/47	
Start Time	14:15	

Number of Competitors: 14 Number of NPCs: 8

Rank	Bib Name	Sport Class	YB	NPC Code	IT1	IT2	IT3	Result	Diff.
1	20 ZHANG Mengqiu	LW9-1	2002	CHN	12.09	35.78	53.57	1:13.77	
2	21 AARSJOE Ebba	LW4	2001	SWE	12.51	36.85	54.97	1:16.02	2.25
3	10 BOCHET Marie	LW6/8-2	1994	FRA	12.89	37.48	56.10	1:17.34	3.57
4	13 RAMSAY Alana	LW9-2	1994	CAN	12.42	37.80	57.50	1:18.71	4.94
5	22 JEPSEN Mollie	LW6/8-2	1999	CAN	13.21	38.83	56.75	1:18.95	5.18
6	11 RIEDER Anna-Maria	LW9-1	2000	GER	12.66	39.03	59.76	1:21.49	7.72
7	15 HONDO Ammi	LW6/8-2	1997	JPN	13.27	38.96	59.71	1:21.98	8.21
8	16 GASKOVA Vanesa	LW5/7-1	2005	SVK	13.76	41.52	1:04.25	1:27.98	14.21
9	17 SMARZOVA Petra	LW6/8-2	1990	SVK	14.04	42.35	1:03.76	1:28.13	14.36
10	19 JOHNSON Allie	LW6/8-1	1994	USA	15.73	47.01	1:12.21	1:37.51	23.74

DISQUALIFIED SUPER-G: 4 competitors

12 ROTHFUSS Andrea	LW6/8-2	1989	GER	Gate 36
14 GOSSELIN Michaela	LW6/8-1	2001	CAN	Gate 36
18 GUO Jiaxin	LW6/8-2	1999	CHN	Gate 31
23 KAMIYAMA Noriko	LW9-2	1973	JPN	Gate 31

Forerunners:

Super-G:	A - GUO Quing	CHN	B - ZHU Yanan	CHN	C - ZHANG Yuying	CHN
Slalom:	A - GUO Quing	CHN	B - ZHU Yanan	CHN	C - ZHANG Yuying	CHN

Conditions on course:

Super-G	SUNNY	Snow:	COMPACT	Temperature - Start:	-2°C	Temperature - Finish:	-4°C
---------	-------	-------	---------	----------------------	------	-----------------------	------

Legend:

Diff.	Difference	IT1	Intermediate time 1	IT2	Intermediate time 2	IT3	Intermediate time 3
YB	Year of Birth						



Performance Analysis by Rank 按排名评价表现

Number of Competitors: 8 Number of NPCs: 7

Rank	Bib	Name Sport Class	NPC Code	Positions			Partials		Difference		Speed							
				Pos	Time	Rank	Pos	Time	Rank	Time	Dist.(m)	Pos.	(km/h)	Rank				
1	21	AARSJOE Ebba LW4	SWE	Run 1:	Int1:	12.77 (12.51)	(3)			0.42		Sp1	91.18	(4)				
					Int2:	37.60 (36.85)	(2)	I1-I2:	24.83 (24.34)	(2)	1.07							
					Int3:	56.09 (54.97)	(2)	I2-I3:	18.49 (18.12)	(2)	1.40							
					Fin:	1:17.57 (1:16.02)	(2)	I3-Fin:	21.48 (21.05)	(2)	2.25	-155.00	Avg:	92.08				
					Run 2:	Int1:	13.04 (12.54)	(1)				0.00						
						Int2:	27.00 (25.97)	(1)	I1-I2:	13.96 (13.43)	(1)	0.00						
						Fin:	42.09 (40.49)	(1)	I2-Fin:	15.09 (14.52)	(1)	0.00						
				Total:	Int1:	1:32.05 (1:28.56)	(2)				0.56							
					Int2:	1:46.01 (1:41.99)	(1)				0.00							
					Fin:	2:01.10 (1:56.51)	(1)				0.00							
				2	20	ZHANG Mengqiu LW9-1	CHN	Run 1:	Int1:	13.71 (12.09)	(1)			0.00		Sp1	90.38	(5)
									Int2:	40.57 (35.78)	(1)	I1-I2:	26.86 (23.69)	(5)	0.00			
									Int3:	1:00.74 (53.57)	(1)	I2-I3:	20.17 (17.79)	(4)	0.00			
									Fin:	1:23.63 (1:13.77)	(1)	I3-Fin:	22.89 (20.20)	(6)	0.00	0.00	Avg:	85.40
Run 2:	Int1:	17.30 (14.23)	(2)									1.69						
	Int2:	34.72 (28.56)	(2)						I1-I2:	17.42 (14.33)	(6)	2.59						
	Fin:	53.80 (44.25)	(2)						I2-Fin:	19.08 (15.69)	(5)	3.76						
Total:	Int1:	1:46.98 (1:28.00)	(1)								0.00							
	Int2:	2:04.40 (1:42.33)	(2)								0.34							
	Fin:	2:23.48 (1:58.02)	(2)								1.51							
3	13	RAMSAY Alana LW9-2	CAN					Run 1:	Int1:	13.29 (12.42)	(2)			0.33		Sp1	79.05	(6)
									Int2:	40.44 (37.80)	(4)	I1-I2:	27.15 (25.38)	(6)	2.02			
									Int3:	1:01.52 (57.50)	(5)	I2-I3:	21.08 (19.70)	(6)	3.93			
									Fin:	1:24.20 (1:18.71)	(4)	I3-Fin:	22.68 (21.21)	(5)	4.94	13.43	Avg:	84.83
				Run 2:	Int1:	16.73 (14.77)	(4)					2.23						
					Int2:	33.85 (29.89)	(3)		I1-I2:	17.12 (15.12)	(5)	3.92						
					Fin:	53.92 (47.62)	(4)		I2-Fin:	20.07 (17.73)	(6)	7.13						
				Total:	Int1:	1:45.85 (1:33.48)	(3)				5.48							
					Int2:	2:02.97 (1:48.60)	(3)				6.61							
					Fin:	2:23.04 (2:06.33)	(3)				9.82							



Performance Analysis by Rank 按排名评价表现

Number of Competitors: 8 Number of NPCs: 7

Rank	Bib	Name Sport Class	NPC Code	Positions			Partials		Difference		Speed					
				Pos	Time	Rank	Pos	Time	Rank	Time	Dist.(m)	Pos.	(km/h)	Rank		
4	11	RIEDER Anna-Maria LW9-1	GER	Run 1: Int1:	14.36 (12.66)	(4)				0.57		Sp1 67.58 (8)				
				Int2:	44.25 (39.03)	(7)	I1-I2:	29.89 (26.37)	(9)	3.25						
				Int3:	1:07.75 (59.76)	(7)	I2-I3:	23.50 (20.73)	(9)	6.19						
				Fin:	1:32.39 (1:21.49)	(6)	I3-Fin:	24.64 (21.73)	(9)	7.72	188.11	Avg: 77.31				
				Run 2: Int1:	17.61 (14.48)	(3)				1.94						
				Int2:	36.44 (29.97)	(4)	I1-I2:	18.83 (15.49)	(7)	4.00						
				Fin:	56.55 (46.51)	(3)	I2-Fin:	20.11 (16.54)	(7)	6.02						
				Total: Int1:	1:56.68 (1:35.97)	(4)				7.97						
				Int2:	2:15.51 (1:51.46)	(4)				9.47						
				Fin:	2:35.62 (2:08.00)	(4)				11.49						
				5	10	BOCHET Marie LW6/8-2	FRA	Run 1: Int1:	12.89 (12.89)	(5)				0.80		Sp1 94.84 (1)
								Int2:	37.48 (37.48)	(3)	I1-I2:	24.59 (24.59)	(1)	1.70		
								Int3:	56.10 (56.10)	(3)	I2-I3:	18.62 (18.62)	(3)	2.53		
Fin:	1:17.34 (1:17.34)	(3)	I3-Fin:					21.24 (21.24)	(1)	3.57	-161.36	Avg: 92.35				
Run 2: Int1:	22.87 (22.87)	(8)								10.33						
Int2:	38.26 (38.26)	(7)	I1-I2:					15.39 (15.39)	(2)	12.29						
Fin:	54.83 (54.83)	(7)	I2-Fin:					16.57 (16.57)	(2)	14.34						
Total: Int1:	1:40.21 (1:40.21)	(6)								12.21						
Int2:	1:55.60 (1:55.60)	(6)								13.61						
Fin:	2:12.17 (2:12.17)	(5)								15.66						
6	15	HONDO Ammi LW6/8-2	JPN					Run 1: Int1:	13.27 (13.27)	(7)				1.18		Sp1 94.07 (2)
								Int2:	38.96 (38.96)	(6)	I1-I2:	25.69 (25.69)	(4)	3.18		
								Int3:	59.71 (59.71)	(6)	I2-I3:	20.75 (20.75)	(5)	6.14		
				Fin:	1:21.98 (1:21.98)	(7)	I3-Fin:	22.27 (22.27)	(4)	8.21	-39.93	Avg: 87.12				
				Run 2: Int1:	16.39 (16.39)	(6)				3.85						
				Int2:	33.39 (33.39)	(6)	I1-I2:	17.00 (17.00)	(4)	7.42						
				Fin:	51.42 (51.42)	(6)	I2-Fin:	18.03 (18.03)	(4)	10.93						
				Total: Int1:	1:38.37 (1:38.37)	(5)				10.37						
				Int2:	1:55.37 (1:55.37)	(5)				13.38						
				Fin:	2:13.40 (2:13.40)	(6)				16.89						



Performance Analysis by Rank

按排名评价表现

Number of Competitors: 8 Number of NPCs: 7

Rank	Bib	Name Sport Class	NPC Code	Positions			Partials		Difference		Speed									
				Pos	Time	Rank	Pos	Time	Rank	Time	Dist.(m)	Pos.	(km/h)	Rank						
7	17	SMARZOVA Petra LW6/8-2	SVK	Run 1:			Int1:	14.04 (14.04)	(9)			1.95		Sp1	74.70	(7)				
							Int2:	42.35 (42.35)	(9)	I1-I2:	28.31 (28.31)	(7)	6.57							
							Int3:	1:03.76 (1:03.76)	(8)	I2-I3:	21.41 (21.41)	(7)	10.19							
							Fin:	1:28.13 (1:28.13)	(9)	I3-Fin:	24.37 (24.37)	(7)	14.36	101.30	Avg:	81.04				
							Run 2:			Int1:	15.21 (15.21)	(5)			2.67					
							Int2:	31.65 (31.65)	(5)	I1-I2:	16.44 (16.44)	(3)	5.68							
							Fin:	48.47 (48.47)	(5)	I2-Fin:	16.82 (16.82)	(3)	7.98							
							Total:			Int1:	1:43.34 (1:43.34)	(7)			15.34					
							Int2:	1:59.78 (1:59.78)	(7)				17.79							
							Fin:	2:16.60 (2:16.60)	(7)				20.09							
				8	16	GASKOVA Vanesa LW5/7-1	SVK	Run 1:			Int1:	14.20 (13.76)	(8)			1.67		Sp1	66.21	(9)
											Int2:	42.83 (41.52)	(8)	I1-I2:	28.63 (27.76)	(8)	5.74			
											Int3:	1:06.28 (1:04.25)	(9)	I2-I3:	23.45 (22.73)	(8)	10.68			
			Fin:					1:30.75 (1:27.98)	(8)	I3-Fin:	24.47 (23.73)	(8)	14.21	155.66	Avg:	78.70				
			Run 2:					Int1:	19.32 (18.26)	(7)			5.72							
			Int2:					40.50 (38.28)	(8)	I1-I2:	21.18 (20.02)	(8)	12.31							
			Fin:					1:04.20 (1:00.68)	(8)	I2-Fin:	23.70 (22.40)	(8)	20.19							
			Total:					Int1:	1:52.40 (1:46.24)	(8)			18.24							
			Int2:					2:13.58 (2:06.26)	(8)				24.27							
			Fin:					2:37.28 (2:28.66)	(8)				32.15							

Intermediate Time Positions : Int. 1 = Inter1 Int. 2 = Inter2 Int. 3 = Inter3
Speed Measurement Positions : Sp 1 = Speed 1

Legend:						
Avg	Average	Dist.(m)	Distance in metres	Fin	Finish	Int
ix	Intermediate x	Pos.	Intermediate or speed position			Sp
						Intermediate
						Speed trap



Results 成绩

Jury

Technical Delegate	CARZERI Simone	ITA
WPAS Race Director	SKUTELJ SVETIC Anja	WPAS
Chief of Race	AN Linbo	CHN
Referee	ADAMS Ben	NZL
Start Referee	SAWANO Hiroshi	JPN
Finish Referee	DOJCINOVIC Jelena	BIH

Video Controller	SAWICKI Ozzie	CAN
WPAS OVR Race Administrator	NEMCIC Ivan	WPAS

Race Information Super-G

Course Setter	CHAMBAZ Greg	SUI
Gates/Turning Gates	37/33	
Start Time	9:30	

Number of Competitors: 8 Number of NPCs: 6

Technical Data

Course Name	Ice River
Start Altitude	1680m
Finish Altitude	1500m
Vertical Drop	180m
WPAS Homologation Number	13889/12/20

Race Information Slalom

Course Setter	TEITSMA Falco	NED
Gates/Turning Gates	49/47	
Start Time	14:15	

Rank	Bib Name	Sport Class	YB	NPC Code	Run 1	IT1	IT2	Run 2	Result	Diff.	Race Pts.
1	24 FORSTER Anna-Lena	LW12-1	1995	GER	1:26.44 (4)	13.25	28.16	44.93 (1)	2:11.37		0.00
2	25 MURAOKA Momoka	LW10-2	1997	JPN	1:20.37 (1)	15.81	33.49	51.77 (2)	2:12.14	0.77	7.97
3	28 LIU Sitong	LW12-2	1994	CHN	1:23.21 (2)	16.11	33.54	52.63 (3)	2:15.84	4.47	46.28
4	30 TANAKA Yoshiko	LW12-2	1975	JPN	1:36.33 (5)	19.87	42.21	1:08.81 (4)	2:45.14	33.77	349.60

DID NOT FINISH SLALOM: 2 competitors

27 BROWNLEE Shona	LW12-2	1979	GBR
31 van BERGEN Barbara	LW11	1978	NED

DID NOT FINISH SUPER-G: 1 competitor

29 ZHANG Wenjing	LW12-1	2002	CHN
------------------	--------	------	-----

DISQUALIFIED SUPER-G: 1 competitor

26 COMBALUZIER Katie	LW12-1	1994	CAN	Gate 22
----------------------	--------	------	-----	---------

Forerunners:

Super-G:	A - GUO Quing	CHN	B - ZHU Yanan	CHN	C - ZHANG Yuying	CHN
Slalom:	A - GUO Quing	CHN	B - ZHU Yanan	CHN	C - ZHANG Yuying	CHN

Conditions on course:

Super-G	SUNNY	Snow:	COMPACT	Temperature - Start:	-2°C	Temperature - Finish:	2°C
Slalom	SUNNY	Snow:	SOFT	Temperature - Start:	1°C	Temperature - Finish:	2°C

Legend:

Diff.	Difference	IT1	Intermediate time 1	IT2	Intermediate time 2	YB	Year of Birth
-------	------------	-----	---------------------	-----	---------------------	----	---------------



Results 成绩

Jury

Technical Delegate	CARZERI Simone	ITA
WPAS Race Director	SKUTELJ SVETIC Anja	WPAS
Chief of Race	AN Linbo	CHN
Referee	ADAMS Ben	NZL
Assistant Referee	PALOVICOVA Jana	SVK
Start Referee	SAWANO Hiroshi	JPN
Finish Referee	DOJCINOVIC Jelena	BIH

Video Controller	SAWICKI Ozzie	CAN
WPAS OVR Race Administrator	NEMCIC Ivan	WPAS
Equipment Controller	HICKS Bill	USA

Race Information Super-G

Course Setter	CHAMBAZ Greg	SUI
Gates/Turning Gates	37/33	
Start Time	9:30	

Number of Competitors: 8 Number of NPCs: 6

Technical Data

Course Name	Rock
Start Altitude	1825m
Finish Altitude	1285m
Vertical Drop	540m
WPAS Homologation Number	13377/11/19
Course Length	1984m

Race Information Slalom

Course Setter	TEITSMA Falco	NED
Gates/Turning Gates	49/47	
Start Time	14:15	

Rank	Bib Name	Sport Class	YB	NPC Code	IT1	IT2	IT3	Result	Diff.
1	25 MURAOKA Momoka	LW10-2	1997	JPN	12.95	39.04	57.64	1:20.37	
2	28 LIU Sitong	LW12-2	1994	CHN	12.76	39.80	1:00.40	1:23.21	2.84
3	31 van BERGEN Barbara	LW11	1978	NED	12.49	39.91	1:00.74	1:23.76	3.39
4	24 FORSTER Anna-Lena	LW12-1	1995	GER	13.02	41.02	1:02.00	1:26.44	6.07
5	30 TANAKA Yoshiko	LW12-2	1975	JPN	14.15	45.63	1:08.27	1:36.33	15.96
6	27 BROWNLEE Shona	LW12-2	1979	GBR	15.44	49.02	1:16.26	1:46.91	26.54

DID NOT FINISH SUPER-G: 1 competitor

29 ZHANG Wenjing LW12-1 2002 CHN

DISQUALIFIED SUPER-G: 1 competitor

26 COMBALUZIER Katie LW12-1 1994 CAN Gate 22

Forerunners:

Super-G:	A - GUO Quing	CHN	B - ZHU Yanan	CHN	C - ZHANG Yuying	CHN
Slalom:	A - GUO Quing	CHN	B - ZHU Yanan	CHN	C - ZHANG Yuying	CHN

Conditions on course:

Super-G	SUNNY	Snow:	COMPACT	Temperature - Start:	-2°C	Temperature - Finish:	2°C
---------	-------	-------	---------	----------------------	------	-----------------------	-----

Legend:

Diff.	Difference	IT1	Intermediate time 1	IT2	Intermediate time 2	IT3	Intermediate time 3
YB	Year of Birth						



Performance Analysis by Rank 按排名评价表现

Number of Competitors: 4 Number of NPCs: 3

Rank	Bib	Name Sport Class	NPC Code	Positions			Partials		Difference		Speed							
				Pos	Time	Rank	Pos	Time	Rank	Time	Dist.(m)	Pos.	(km/h)	Rank				
1	24	FORSTER Anna-Lena LW12-1	GER	Run 1: Int1:	15.01 (13.02)	(4)				0.53		Sp1	65.47	(3)				
				Int2:	47.27 (41.02)	(4)	I1-I2:	32.26 (28.00)	(3)	1.98								
				Int3:	1:11.44 (1:02.00)	(4)	I2-I3:	24.17 (20.98)	(3)	4.36								
				Fin:	1:39.60 (1:26.44)	(4)	I3-Fin:	28.16 (24.44)	(4)	6.07	75.50	Avg:	71.71					
				Run 2: Int1:	17.41 (13.25)	(1)				0.00								
				Int2:	36.99 (28.16)	(1)	I1-I2:	19.58 (14.91)	(1)	0.00								
				Fin:	59.03 (44.93)	(1)	I2-Fin:	22.04 (16.77)	(1)	0.00								
				Total: Int1:	2:10.96 (1:39.69)	(3)				3.51								
				Int2:	2:30.54 (1:54.60)	(2)				0.74								
				Fin:	2:52.58 (2:11.37)	(1)				0.00								
				2	25	MURAOKA Momoka LW10-2	JPN	Run 1: Int1:	15.44 (12.95)	(3)				0.46		Sp1	80.82	(1)
								Int2:	46.54 (39.04)	(1)	I1-I2:	31.10 (26.09)	(1)	0.00				
								Int3:	1:08.72 (57.64)	(1)	I2-I3:	22.18 (18.60)	(1)	0.00				
Fin:	1:35.81 (1:20.37)	(1)	I3-Fin:					27.09 (22.73)	(2)	0.00	0.00	Avg:	74.55					
Run 2: Int1:	21.64 (15.81)	(2)								2.56								
Int2:	45.85 (33.49)	(2)	I1-I2:					24.21 (17.68)	(3)	5.33								
Fin:	1:10.86 (51.77)	(2)	I2-Fin:					25.01 (18.28)	(3)	6.84								
Total: Int1:	2:11.65 (1:36.18)	(1)								0.00								
Int2:	2:35.86 (1:53.86)	(1)								0.00								
Fin:	3:00.87 (2:12.14)	(2)								0.77								
3	28	LIU Sitong LW12-2	CHN					Run 1: Int1:	14.70 (12.76)	(2)				0.27		Sp1	61.68	(4)
								Int2:	45.82 (39.80)	(2)	I1-I2:	31.12 (27.04)	(2)	0.76				
								Int3:	1:09.54 (1:00.40)	(2)	I2-I3:	23.72 (20.60)	(2)	2.76				
				Fin:	1:35.79 (1:23.21)	(2)	I3-Fin:	26.25 (22.81)	(1)	2.84	-0.41	Avg:	74.56					
				Run 2: Int1:	20.37 (16.11)	(3)				2.86								
				Int2:	42.39 (33.54)	(3)	I1-I2:	22.02 (17.43)	(2)	5.38								
				Fin:	1:06.52 (52.63)	(3)	I2-Fin:	24.13 (19.09)	(2)	7.70								
				Total: Int1:	2:05.53 (1:39.32)	(2)				3.14								
				Int2:	2:27.55 (1:56.75)	(3)				2.89								
				Fin:	2:51.68 (2:15.84)	(3)				4.47								



Performance Analysis by Rank
按排名评价表现

Number of Competitors: 4 Number of NPCs: 3

Rank	Bib	Name	Sport Class	NPC Code	Pos	Positions		Partials		Difference		Speed			
						Time	Rank	Time	Rank	Time	Dist.(m)	Pos.	(km/h)	Rank	
4	30	TANAKA Yoshiko	LW12-2	JPN	Run 1:	Int1:	16.30 (14.15)	(5)			1.66		Sp1	42.77	(5)
						Int2:	52.53 (45.63)	(5)	I1-I2:	36.23 (31.48)	(5)	6.59			
						Int3:	1:18.59 (1:08.27)	(5)	I2-I3:	26.06 (22.64)	(5)	10.63			
						Fin:	1:50.90 (1:36.33)	(5)	I3-Fin:	32.31 (28.06)	(5)	15.96	269.96	Avg:	64.40
						Run 2:	Int1:	25.12 (19.87)	(4)			6.62			
							Int2:	53.35 (42.21)	(4)	I1-I2:	28.23 (22.34)	(4)	14.05		
							Fin:	1:26.97 (1:08.81)	(4)	I2-Fin:	33.62 (26.60)	(4)	23.88		
						Total:	Int1:	2:26.86 (1:56.20)	(4)			20.02			
							Int2:	2:55.09 (2:18.54)	(4)			24.68			
							Fin:	3:28.71 (2:45.14)	(4)			33.77			

Intermediate Time Positions : Int. 1 = Inter1 Int. 2 = Inter2 Int. 3 = Inter3
Speed Measurement Positions : Sp 1 = Speed 1

Avg	Average	Dist.(m)	Distance in metres	Fin	Finish	Int	Intermediate
ix	Intermediate x	Pos.	Intermediate or speed position			Sp	Speed trap



Results 成绩

Jury

Technical Delegate	CARZERI Simone	ITA
WPAS Race Director	SKUTELJ SVETIC Anja	WPAS
Chief of Race	AN Linbo	CHN
Referee	ADAMS Ben	NZL
Start Referee	SAWANO Hiroshi	JPN
Finish Referee	DOJCINOVIC Jelena	BIH

Video Controller	SAWICKI Ozzie	CAN
WPAS OVR Race Administrator	NEMCIC Ivan	WPAS

Race Information Super-G

Course Setter	CHAMBAZ Greg	SUI
Gates/Turning Gates	37/33	
Start Time	9:30	

Technical Data

Course Name	Ice River
Start Altitude	1680m
Finish Altitude	1500m
Vertical Drop	180m
WPAS Homologation Number	13889/12/20

Race Information Slalom

Course Setter	TEITSMA Falco	NED
Gates/Turning Gates	49/47	
Start Time	14:15	

Number of Competitors: 9 Number of NPCs: 7

Rank	Bib Name	Sport Class	YB	NPC Code	Run 1	IT1	IT2	Run 2	Result	Diff.	Race Pts.
1	6 FARKASOVA Henrieta Guide: CERVEN Michal	B3	1986	SVK	1:18.57 (2)	14.12	28.73	44.82 (2)	2:03.39		0.00
2	8 ZHU Daqing Guide: YAN Hanhan	B2	1990	CHN	1:16.65 (1)	14.24	30.15	47.60 (4)	2:04.25	0.86	9.48
3	4 FITZPATRICK Menna Guide: SMITH Gary	B2	1998	GBR	1:22.25 (5)	13.62	28.04	43.73 (1)	2:05.98	2.59	28.55
4	3 KNIGHT Millie Guide: WILD Brett	B2	1999	GBR	1:21.49 (4)	14.44	29.84	46.40 (3)	2:07.89	4.50	49.60
5	1 Le BON Linda Guide: GILOT Ulla	B2	1964	BEL	1:26.36 (6)	16.24	33.24	51.84 (5)	2:18.20	14.81	163.24

DID NOT FINISH SLALOM: 2 competitors

2 NIKOU Eva Guide: PROFENTZAS Dimitrios	B3	2000	GRE
7 REXOVA Alexandra Guide: TRAJCIKOVA Eva	B2	2005	SVK

DID NOT FINISH SUPER-G: 1 competitor

5 VOZZA Martina Guide: SABIDUSSI Ylenia	B2	2004	ITA
--	----	------	-----

DISQUALIFIED SUPER-G: 1 competitor

9 RISTAU Noemi Ewa Guide: BRENZEL Paula Elia	B2	1991	GER	Gate 36
---	----	------	-----	---------

Forerunners:

Super-G:	A - GUO Quing	CHN	B - ZHU Yanan	CHN	C - ZHANG Yuying	CHN
Slalom:	A - GUO Quing	CHN	B - ZHU Yanan	CHN	C - ZHANG Yuying	CHN

Conditions on course:

Super-G	SNOW	Snow:	COMPACT	Temperature - Start:	-2°C	Temperature - Finish:	0°C
Slalom	SUNNY	Snow:	SOFT	Temperature - Start:	1°C	Temperature - Finish:	2°C

Legend:

Diff.	Difference	IT1	Intermediate time 1	IT2	Intermediate time 2	YB	Year of Birth
-------	------------	-----	---------------------	-----	---------------------	----	---------------



Results 成绩

Jury

Technical Delegate	CARZERI Simone	ITA
WPAS Race Director	SKUTELJ SVETIC Anja	WPAS
Chief of Race	AN Linbo	CHN
Referee	ADAMS Ben	NZL
Assistant Referee	PALOVICOVA Jana	SVK
Start Referee	SAWANO Hiroshi	JPN
Finish Referee	DOJCINOVIC Jelena	BIH

Video Controller	SAWICKI Ozzie	CAN
WPAS OVR Race Administrator	NEMCIC Ivan	WPAS
Equipment Controller	HICKS Bill	USA

Race Information Super-G

Course Setter	CHAMBAZ Greg	SUI
Gates/Turning Gates	37/33	
Start Time	9:30	

Technical Data

Course Name	Rock
Start Altitude	1825m
Finish Altitude	1285m
Vertical Drop	540m
WPAS Homologation Number	13377/11/19
Course Length	1984m

Race Information Slalom

Course Setter	TEITSMA Falco	NED
Gates/Turning Gates	49/47	
Start Time	14:15	

Number of Competitors: 9 Number of NPCs: 7

Rank	Bib Name	Sport Class	YB	NPC Code	IT1	IT2	IT3	Result	Diff.
1	8 ZHU Daqing Guide: YAN Hanhan	B2	1990	CHN	12.40	36.68	54.71	1:16.65	
2	6 FARKASOVA Henrieta Guide: CERVEN Michal	B3	1986	SVK	12.42	37.55	57.32	1:18.57	1.92
3	7 REXOVA Alexandra Guide: TRAJCIKOVA Eva	B2	2005	SVK	12.68	38.64	58.04	1:20.01	3.36
4	3 KNIGHT Millie Guide: WILD Brett	B2	1999	GBR	12.64	38.42	59.90	1:21.49	4.84
5	4 FITZPATRICK Menna Guide: SMITH Gary	B2	1998	GBR	12.95	39.58	1:00.47	1:22.25	5.60
6	1 Le BON Linda Guide: GILOT Ulla	B2	1964	BEL	13.39	41.38	1:03.22	1:26.36	9.71
7	2 NIKOU Eva Guide: PROFENTZAS Dimitrios	B3	2000	GRE	13.32	40.54	1:02.18	1:26.46	9.81

DID NOT FINISH SUPER-G: 1 competitor

5 VOZZA Martina Guide: SABIDUSSI Ylenia	B2	2004	ITA
--	----	------	-----

DISQUALIFIED SUPER-G: 1 competitor

9 RISTAU Noemi Ewa Guide: BRENZEL Paula Elia	B2	1991	GER	Gate 36
---	----	------	-----	---------

Forerunners:

Super-G:	A - GUO Quing	CHN	B - ZHU Yanan	CHN	C - ZHANG Yuying	CHN
Slalom:	A - GUO Quing	CHN	B - ZHU Yanan	CHN	C - ZHANG Yuying	CHN

Conditions on course:

Super-G	SNOW	Snow:	COMPACT	Temperature - Start:	-2°C	Temperature - Finish:	0°C
---------	------	-------	---------	----------------------	------	-----------------------	-----

Legend:

Diff.	Difference	IT1	Intermediate time 1	IT2	Intermediate time 2	IT3	Intermediate time 3
YB	Year of Birth						



Performance Analysis by Rank 按排名评价表现

Number of Competitors: 5 Number of NPCs: 4

Rank	Bib	Name Sport Class	NPC Code	Positions			Partials		Difference		Speed								
				Pos	Time	Rank	Pos	Time	Rank	Time	Dist.(m)	Pos.	(km/h)	Rank					
1	6	FARKASOVA Henrieta B3	SVK	Run 1: Int1:	13.83 (12.42)	(2)				0.02		Sp1	79.39	(2)					
				Int2:	41.80 (37.55)	(2)	I1-I2:	27.97 (25.13)	(2)	0.87									
				Int3:	1:03.80 (57.32)	(2)	I2-I3:	22.00 (19.77)	(2)	2.61									
				Fin:	1:27.45 (1:18.57)	(2)	I3-Fin:	23.65 (21.25)	(1)	1.92	-9.53	Avg:	81.67						
				Run 2: Int1:	16.68 (14.12)	(2)				0.50									
				Int2:	33.94 (28.73)	(2)	I1-I2:	17.26 (14.61)	(1)	0.69									
				Fin:	52.95 (44.82)	(2)	I2-Fin:	19.01 (16.09)	(1)	1.09									
				Total: Int1:	1:49.49 (1:32.69)	(2)				1.80									
				Int2:	2:06.75 (1:47.30)	(2)				0.50									
				Fin:	2:25.76 (2:03.39)	(1)				0.00									
				2	8	ZHU Daqing B2	CHN	Run 1: Int1:	14.22 (12.40)	(1)				0.00		Sp1	76.90	(3)	
								Int2:	42.05 (36.68)	(1)	I1-I2:	27.83 (24.28)	(1)	0.00					
								Int3:	1:02.72 (54.71)	(1)	I2-I3:	20.67 (18.03)	(1)	0.00					
Fin:	1:27.87 (1:16.65)	(1)	I3-Fin:					25.15 (21.94)	(4)	0.00	0.00	Avg:	81.28						
Run 2: Int1:	17.61 (14.24)	(3)								0.62									
Int2:	37.27 (30.15)	(4)	I1-I2:					19.66 (15.91)	(4)	2.11									
Fin:	58.84 (47.60)	(4)	I2-Fin:					21.57 (17.45)	(4)	3.87									
Total: Int1:	1:52.36 (1:30.89)	(1)								0.00									
Int2:	2:12.02 (1:46.80)	(1)								0.00									
Fin:	2:33.59 (2:04.25)	(2)								0.86									
3	4	FITZPATRICK Menna B2	GBR					Run 1: Int1:	14.85 (12.95)	(5)				0.55		Sp1	53.45	(7)	
								Int2:	45.37 (39.58)	(5)	I1-I2:	30.52 (26.63)	(6)	2.90					
								Int3:	1:09.32 (1:00.47)	(5)	I2-I3:	23.95 (20.89)	(4)	5.76					
				Fin:	1:34.29 (1:22.25)	(5)	I3-Fin:	24.97 (21.78)	(3)	5.60	135.09	Avg:	75.75						
				Run 2: Int1:	16.84 (13.62)	(1)				0.00									
				Int2:	34.67 (28.04)	(1)	I1-I2:	17.83 (14.42)	(2)	0.00									
				Fin:	54.06 (43.73)	(1)	I2-Fin:	19.39 (15.69)	(2)	0.00									
				Total: Int1:	1:58.51 (1:35.87)	(3)				4.98									
				Int2:	2:16.34 (1:50.29)	(3)				3.49									
				Fin:	2:35.73 (2:05.98)	(3)				2.59									



Performance Analysis by Rank

按排名评价表现

Number of Competitors: 5 Number of NPCs: 4

Rank	Bib	Name Sport Class	NPC Code	Positions			Partials		Difference		Speed							
				Pos	Time	Rank	Pos	Time	Rank	Time	Dist.(m)	Pos.	(km/h)	Rank				
4	3	KNIGHT Millie B2	GBR	Run 1:			Int1:	14.49 (12.64)	(3)									
				Int2:	44.05 (38.42)	(3)	I1-I2:	29.56 (25.78)	(3)	1.74								
				Int3:	1:08.67 (59.90)	(4)	I2-I3:	24.62 (21.48)	(6)	5.19								
				Fin:	1:33.42 (1:21.49)	(4)	I3-Fin:	24.75 (21.59)	(2)	4.84	117.87	Avg:	76.45					
				Run 2:			Int1:	17.86 (14.44)	(4)			0.82						
				Int2:	36.89 (29.84)	(3)	I1-I2:	19.03 (15.40)	(3)	1.80								
				Fin:	57.36 (46.40)	(3)	I2-Fin:	20.47 (16.56)	(3)	2.67								
				Total:			Int1:	1:58.59 (1:35.93)	(4)			5.04						
				Int2:	2:17.62 (1:51.33)	(4)				4.53								
				Fin:	2:38.09 (2:07.89)	(4)				4.50								
				5	1	Le BON Linda B2	BEL	Run 1:			Int1:	15.35 (13.39)	(7)					
								Int2:	47.44 (41.38)	(7)	I1-I2:	32.09 (27.99)	(7)	4.70				
Int3:	1:12.47 (1:03.22)	(7)	I2-I3:					25.03 (21.84)	(7)	8.51								
Fin:	1:39.00 (1:26.36)	(6)	I3-Fin:					26.53 (23.14)	(6)	9.71	223.05	Avg:	72.15					
Run 2:			Int1:					20.08 (16.24)	(5)			2.62						
Int2:	41.10 (33.24)	(5)	I1-I2:					21.02 (17.00)	(5)	5.20								
Fin:	1:04.09 (51.84)	(5)	I2-Fin:					22.99 (18.60)	(5)	8.11								
Total:			Int1:					2:06.83 (1:42.60)	(5)			11.71						
Int2:	2:27.85 (1:59.60)	(5)								12.80								
Fin:	2:50.84 (2:18.20)	(5)								14.81								

Intermediate Time Positions : Int. 1 = Inter1 Int. 2 = Inter2 Int. 3 = Inter3

Speed Measurement Positions : Sp 1 = Speed 1

Legend:							
Avg	Average	Dist.(m)	Distance in metres	Fin	Finish	Int	Intermediate
Ix	Intermediate x	Pos.	Intermediate or speed position			Sp	Speed trap



Results 成绩

Jury

Technical Delegate	PALOVICOVA Jana	SVK
WPAS Race Director	SKUTELJ SVETIC Anja	WPAS
Chief of Race	LIU Jin	CHN
Referee	KAZUHIKO Ban	JPN
Start Referee	SAWANO Hiroshi	JPN
Finish Referee	DOJCINOVIC Jelena	BIH

Video Controller	SAWICKI Ozzie	CAN
WPAS OVR Race Administrator	NEMCIC Ivan	WPAS

Race Information Run 1

Course Setter	WOLF Justus	GER
Gates/Turning Gates	50/49	
Start Time	8:30	

Number of Competitors: 20 Number of NPCs: 13

Technical Data

Course Name	Ice River
Start Altitude	1680m
Finish Altitude	1500m
Vertical Drop	180m
WPAS Homologation Number	13889/12/20

Race Information Run 2

Course Setter	ERICSSON Lasse	SWE
Gates/Turning Gates		
Start Time	11:45	

Rank	Bib Name	Sport Class	YB	NPC Code	IT1	IT2	Result	Diff.
1	20 AARSJOE Ebba	LW4	2001	SWE	13.86	29.34	44.99	
2	27 ZHANG Mengqiu	LW9-1	2002	CHN	14.79	31.32	47.77	2.78
3	23 RIEDER Anna-Maria	LW9-1	2000	GER	14.83	31.93	48.97	3.98
4	19 BOCHET Marie	LW6/8-2	1994	FRA	15.28	31.79	49.49	4.50
5	22 GOSSELIN Michaela	LW6/8-1	2001	CAN	16.12	33.63	51.60	6.61
6	26 SMETISKO Lucija	LW6/8-2	2004	CRO	16.84	35.10	53.41	8.42
7	30 HONDO Ammi	LW6/8-2	1997	JPN	17.83	38.01	57.97	12.98
8	21 KAMIYAMA Noriko	LW9-2	1973	JPN	18.14	39.74	1:01.24	16.25
9	18 ANDERSON Rae	LW9-1	1997	AUS	17.91	38.93	1:01.47	16.48
10	33 GASKOVA Vanesa	LW5/7-1	2005	SVK	19.18	40.82	1:03.34	18.35
11	32 WANG Qingyun	LW6/8-2	1998	CHN	18.46	41.39	1:05.61	20.62
12	35 KAZAZIC Ilma	LW3	1998	BIH	21.85	47.95	1:14.21	29.22
13	34 HERNANDEZ Claudia	LW2	1992	CHI	29.42	1:09.04	1:49.01	1:04.02

DID NOT FINISH RUN 1: 6 competitors

16	JOHNSON Allie	LW6/8-1	1994	USA
17	RAMSAY Alana	LW9-2	1994	CAN
24	SMARZOVA Petra	LW6/8-2	1990	SVK
25	ROTHFUSS Andrea	LW6/8-2	1989	GER
29	GUO Jiaxin	LW6/8-2	1999	CHN
31	JOECHL Eva-Maria	LW6/8-1	1995	AUT

DID NOT START RUN 1: 1 competitor

28	JEPSEN Mollie	LW6/8-2	1999	CAN
----	---------------	---------	------	-----

Forerunners:

Run 1:	A - GUO Qing	CHN	B - ZHU Yanan	CHN	C - ZHANG Yuying	CHN
Run 2:	A - GUO Qing	CHN	B - ZHU Yanan	CHN	C - ZHANG Yuying	CHN

Conditions on course:

Run 1	SUNNY	Snow: HARD	Temperature - Start: 4°C	Temperature - Finish: 3°C
-------	-------	------------	--------------------------	---------------------------

Legend:

Diff.	Difference	IT1	Intermediate time 1	IT2	Intermediate time 2	YB	Year of Birth
-------	------------	-----	---------------------	-----	---------------------	----	---------------



Results 成绩

Jury

Technical Delegate	PALOVICOVA Jana	SVK
WPAS Race Director	SKUTELJ SVETIC Anja	WPAS
Chief of Race	LIU Jin	CHN
Referee	KAZUHIKO Ban	JPN
Start Referee	SAWANO Hiroshi	JPN
Finish Referee	DOJCINOVIC Jelena	BIH

Video Controller	SAWICKI Ozzie	CAN
WPAS OVR Race Administrator	NEMCIC Ivan	WPAS

Race Information Run 1

Course Setter	WOLF Justus	GER
Gates/Turning Gates	50/49	
Start Time	8:30	

Number of Competitors: 20 Number of NPCs: 13

Technical Data

Course Name	Ice River
Start Altitude	1680m
Finish Altitude	1500m
Vertical Drop	180m
WPAS Homologation Number	13889/12/20

Race Information Run 2

Course Setter	ERICSSON Lasse	SWE
Gates/Turning Gates	51/50	
Start Time	11:45	

Rank	Bib Name	Sport Class	YB	NPC Code	Run 1	IT1	IT2	Run 2	Result	Diff.	Race Pts.
1	20 AARSJOE Ebba	LW4	2001	SWE	44.99 (1)	14.29	31.69	46.77 (1)	1:31.76		0.00
2	27 ZHANG Mengqiu	LW9-1	2002	CHN	47.77 (2)	15.42	33.89	49.63 (2)	1:37.40	5.64	44.87
3	23 RIEDER Anna-Maria	LW9-1	2000	GER	48.97 (3)	15.85	35.00	51.53 (3)	1:40.50	8.74	69.53
4	22 GOSSELIN Michaela	LW6/8-1	2001	CAN	51.60 (5)	16.74	37.17	55.27 (4)	1:46.87	15.11	120.21
5	26 SMETISKO Lucija	LW6/8-2	2004	CRO	53.41 (6)	17.43	37.76	56.37 (5)	1:49.78	18.02	143.36
6	30 HONDO Ammi	LW6/8-2	1997	JPN	57.97 (7)	18.34	40.64	59.49 (7)	1:57.46	25.70	204.46
7	18 ANDERSON Rae	LW9-1	1997	AUS	1:01.47 (9)	18.03	39.55	59.01 (6)	2:00.48	28.72	228.48
8	21 KAMIYAMA Noriko	LW9-2	1973	JPN	1:01.24 (8)	19.30	42.21	1:01.71 (8)	2:02.95	31.19	248.13
9	33 GASKOVA Vanesa	LW5/7-1	2005	SVK	1:03.34(10)	19.57	43.05	1:03.52(10)	2:06.86	35.10	279.24
10	32 WANG Qingyun	LW6/8-2	1998	CHN	1:05.61(11)	18.59	41.55	1:01.78 (9)	2:07.39	35.63	283.46
11	34 HERNANDEZ Claudia	LW2	1992	CHI	1:49.01(13)	29.86	1:10.81	1:45.86(11)	3:34.87	2:03.11	979.41

DID NOT FINISH RUN 2: 2 competitors

19	BOCHET Marie	LW6/8-2	1994	FRA
35	KAZAZIC Ilma	LW3	1998	BIH

DID NOT FINISH RUN 1: 6 competitors

16	JOHNSON Allie	LW6/8-1	1994	USA
17	RAMSAY Alana	LW9-2	1994	CAN
24	SMARZOVA Petra	LW6/8-2	1990	SVK
25	ROTHFUSS Andrea	LW6/8-2	1989	GER
29	GUO Jiabin	LW6/8-2	1999	CHN
31	JOEHL Eva-Maria	LW6/8-1	1995	AUT

DID NOT START RUN 1: 1 competitor

28	JEPSEN Mollie	LW6/8-2	1999	CAN
----	---------------	---------	------	-----



Results 成绩

Number of Competitors: 20 Number of NPCs: 13

Rank	Bib Name	Sport Class	YB	NPC Code	Run 1	IT1	IT2	Run 2	Result	Diff.	Race Pts.
------	----------	-------------	----	----------	-------	-----	-----	-------	--------	-------	-----------

Forerunners:											
Run 1:	A - GUO Quing	CHN	B - ZHU Yanan	CHN	C - ZHANG Yuying	CHN					
Run 2:	A - GUO Quing	CHN	B - ZHU Yanan	CHN	C - ZHANG Yuying	CHN					

Conditions on course:											
Run 1	SUNNY	Snow: HARD	Temperature - Start:	4°C	Temperature - Finish:	3°C					
Run 2	SUNNY	Snow: HARD	Temperature - Start:	6°C	Temperature - Finish:	8°C					

Legend:											
Diff.	Difference	IT1	Intermediate time 1	IT2	Intermediate time 2	YB	Year of Birth				

SAT 12 MAR 2022 / Yanqing National Alpine Skiing Centre (CHN) / 09110



Performance Analysis by Rank 按排名评价表现

Number of Competitors: 11 Number of NPCs: 9

Rank	Bib	Name Sport Class	NPC Code	Positions			Partials		Difference Time		
				Run	Pos	Time	Rank	Pos		Time	Rank
1	20	AARSJOE Ebba LW4	SWE	Run 1:	Int1:	14.41 (13.86)	(1)			0.00	
					Int2:	30.50 (29.34)	(1)	I1-I2:	16.09 (15.48)	(1)	0.00
					Fin:	46.76 (44.99)	(1)	I2-Fin:	16.26 (15.65)	(1)	0.00
				Run 2:	Int1:	14.86 (14.29)	(1)				0.00
					Int2:	32.94 (31.69)	(1)	I1-I2:	18.08 (17.40)	(1)	0.00
					Fin:	48.61 (46.77)	(1)	I2-Fin:	15.67 (15.08)	(1)	0.00
				Total:	Int1:	1:01.62 (59.28)	(1)				0.00
					Int2:	1:19.70 (1:16.68)	(1)				0.00
					Fin:	1:35.37 (1:31.76)	(1)				0.00
2	27	ZHANG Mengqiu LW9-1	CHN	Run 1:	Int1:	17.99 (14.79)	(2)			0.93	
					Int2:	38.08 (31.32)	(2)	I1-I2:	20.09 (16.53)	(5)	1.98
					Fin:	58.08 (47.77)	(2)	I2-Fin:	20.00 (16.45)	(6)	2.78
				Run 2:	Int1:	18.75 (15.42)	(2)				1.13
					Int2:	41.20 (33.89)	(2)	I1-I2:	22.45 (18.47)	(5)	2.20
					Fin:	1:00.34 (49.63)	(2)	I2-Fin:	19.14 (15.74)	(5)	2.86
				Total:	Int1:	1:16.83 (1:03.19)	(2)				3.91
					Int2:	1:39.28 (1:21.66)	(2)				4.98
					Fin:	1:58.42 (1:37.40)	(2)				5.64
3	23	RIEDER Anna-Maria LW9-1	GER	Run 1:	Int1:	18.03 (14.83)	(3)			0.97	
					Int2:	38.82 (31.93)	(4)	I1-I2:	20.79 (17.10)	(7)	2.59
					Fin:	59.54 (48.97)	(3)	I2-Fin:	20.72 (17.04)	(7)	3.98
				Run 2:	Int1:	19.28 (15.85)	(3)				1.56
					Int2:	42.56 (35.00)	(3)	I1-I2:	23.28 (19.15)	(7)	3.31
					Fin:	1:02.65 (51.53)	(3)	I2-Fin:	20.09 (16.53)	(6)	4.76
				Total:	Int1:	1:18.82 (1:04.82)	(3)				5.54
					Int2:	1:42.10 (1:23.97)	(3)				7.29
					Fin:	2:02.19 (1:40.50)	(3)				8.74
4	22	GOSSELIN Michaela LW6/8-1	CAN	Run 1:	Int1:	16.72 (16.12)	(5)			2.26	
					Int2:	34.88 (33.63)	(5)	I1-I2:	18.16 (17.51)	(3)	4.29
					Fin:	53.52 (51.60)	(5)	I2-Fin:	18.64 (17.97)	(4)	6.61
				Run 2:	Int1:	17.37 (16.74)	(4)				2.45
					Int2:	38.55 (37.17)	(4)	I1-I2:	21.18 (20.43)	(3)	5.48
					Fin:	57.32 (55.27)	(4)	I2-Fin:	18.77 (18.10)	(3)	8.50
				Total:	Int1:	1:10.89 (1:08.34)	(4)				9.06
					Int2:	1:32.07 (1:28.77)	(4)				12.09
					Fin:	1:50.84 (1:46.87)	(4)				15.11



Performance Analysis by Rank 按排名评价表现

Number of Competitors: 11 Number of NPCs: 9

Rank	Bib	Name Sport Class	NPC Code	Positions			Partials		Difference Time		
				Pos	Time	Rank	Pos	Time		Rank	
5	26	SMETISKO Lucija LW6/8-2	CRO	Run 1:	Int1:	16.84 (16.84)	(6)			2.98	
					Int2:	35.10 (35.10)	(6)	I1-I2:	18.26 (18.26)	(4)	5.76
					Fin:	53.41 (53.41)	(6)	I2-Fin:	18.31 (18.31)	(3)	8.42
				Run 2:	Int1:	17.43 (17.43)	(5)				3.14
					Int2:	37.76 (37.76)	(5)	I1-I2:	20.33 (20.33)	(2)	6.07
					Fin:	56.37 (56.37)	(5)	I2-Fin:	18.61 (18.61)	(2)	9.60
				Total:	Int1:	1:10.84 (1:10.84)	(5)				11.56
					Int2:	1:31.17 (1:31.17)	(5)				14.49
					Fin:	1:49.78 (1:49.78)	(5)				18.02
				6	30	HONDO Ammi LW6/8-2	JPN	Run 1:	Int1:	17.83 (17.83)	(7)
Int2:	38.01 (38.01)	(7)	I1-I2:						20.18 (20.18)	(6)	8.67
Fin:	57.97 (57.97)	(7)	I2-Fin:						19.96 (19.96)	(5)	12.98
Run 2:	Int1:	18.34 (18.34)	(7)								4.05
	Int2:	40.64 (40.64)	(7)					I1-I2:	22.30 (22.30)	(4)	8.95
	Fin:	59.49 (59.49)	(7)					I2-Fin:	18.85 (18.85)	(4)	12.72
Total:	Int1:	1:16.31 (1:16.31)	(6)								17.03
	Int2:	1:38.61 (1:38.61)	(6)								21.93
	Fin:	1:57.46 (1:57.46)	(6)								25.70
7	18	ANDERSON Rae LW9-1	AUS					Run 1:	Int1:	21.78 (17.91)	(8)
				Int2:	47.33 (38.93)	(8)	I1-I2:		25.55 (21.02)	(11)	9.59
				Fin:	1:14.73 (1:01.47)	(9)	I2-Fin:		27.40 (22.54)	(11)	16.48
				Run 2:	Int1:	21.92 (18.03)	(6)				3.74
					Int2:	48.09 (39.55)	(6)	I1-I2:	26.17 (21.52)	(10)	7.86
					Fin:	1:11.74 (59.01)	(6)	I2-Fin:	23.65 (19.46)	(10)	12.24
				Total:	Int1:	1:36.65 (1:19.50)	(7)				20.22
					Int2:	2:02.82 (1:41.02)	(7)				24.34
					Fin:	2:26.47 (2:00.48)	(7)				28.72
				8	21	KAMIYAMA Noriko LW9-2	JPN	Run 1:	Int1:	20.55 (18.14)	(9)
Int2:	45.00 (39.74)	(9)	I1-I2:						24.45 (21.60)	(10)	10.40
Fin:	1:09.34 (1:01.24)	(8)	I2-Fin:						24.34 (21.50)	(10)	16.25
Run 2:	Int1:	21.86 (19.30)	(9)								5.01
	Int2:	47.80 (42.21)	(9)					I1-I2:	25.94 (22.91)	(9)	10.52
	Fin:	1:09.88 (1:01.71)	(8)					I2-Fin:	22.08 (19.50)	(9)	14.94
Total:	Int1:	1:31.20 (1:20.54)	(8)								21.26
	Int2:	1:57.14 (1:43.45)	(8)								26.77
	Fin:	2:19.22 (2:02.95)	(8)								31.19



Performance Analysis by Rank 按排名评价表现

Number of Competitors: 11 Number of NPCs: 9

Rank	Bib	Name Sport Class	NPC Code	Positions			Partials		Difference Time					
				Run	Pos	Time	Rank	Pos		Time	Rank			
9	33	GASKOVA Vanesa LW5/7-1	SVK	Run 1:	Int1:	20.29 (19.18)	(11)			5.32				
					Int2:	43.19 (40.82)	(10)	I1-I2:	22.90 (21.64)	(8)	11.48			
					Fin:	1:07.01 (1:03.34)	(10)	I2-Fin:	23.82 (22.52)	(8)	18.35			
				Run 2:	Int1:	20.71 (19.57)	(10)				5.28			
					Int2:	45.55 (43.05)	(10)	I1-I2:	24.84 (23.48)	(8)	11.36			
					Fin:	1:07.20 (1:03.52)	(10)	I2-Fin:	21.65 (20.47)	(8)	16.75			
				Total:	Int1:	1:27.72 (1:22.91)	(9)				23.63			
					Int2:	1:52.56 (1:46.39)	(9)				29.71			
					Fin:	2:14.21 (2:06.86)	(9)				35.10			
				10	32	WANG Qingyun LW6/8-2	CHN	Run 1:	Int1:	18.46 (18.46)	(10)			4.60
									Int2:	41.39 (41.39)	(11)	I1-I2:	22.93 (22.93)	(9)
Fin:	1:05.61 (1:05.61)	(11)	I2-Fin:						24.22 (24.22)	(9)	20.62			
Run 2:	Int1:	18.59 (18.59)	(8)								4.30			
	Int2:	41.55 (41.55)	(8)					I1-I2:	22.96 (22.96)	(6)	9.86			
	Fin:	1:01.78 (1:01.78)	(9)					I2-Fin:	20.23 (20.23)	(7)	15.01			
Total:	Int1:	1:24.20 (1:24.20)	(10)								24.92			
	Int2:	1:47.16 (1:47.16)	(10)								30.48			
	Fin:	2:07.39 (2:07.39)	(10)								35.63			
11	34	HERNANDEZ Claudia LW2	CHI					Run 1:	Int1:	30.32 (29.42)	(13)			15.56
									Int2:	1:11.14 (1:09.04)	(13)	I1-I2:	40.82 (39.62)	(13)
				Fin:	1:52.32 (1:49.01)	(13)	I2-Fin:		41.18 (39.97)	(13)	1:04.02			
				Run 2:	Int1:	30.77 (29.86)	(11)				15.57			
					Int2:	1:12.96 (1:10.81)	(11)	I1-I2:	42.19 (40.95)	(11)	39.12			
					Fin:	1:49.07 (1:45.86)	(11)	I2-Fin:	36.11 (35.05)	(11)	59.09			
				Total:	Int1:	2:23.09 (2:18.87)	(11)				1:19.59			
					Int2:	3:05.28 (2:59.82)	(11)				1:43.14			
					Fin:	3:41.39 (3:34.87)	(11)				2:03.11			

Intermediate Time Positions : Int. 1 = Inter1

Int. 2 = Inter2

Legend:					
Fin	Finish	Int	Intermediate	Ix	Intermediate x
Pos.	Intermediate or speed position				



Results 成绩

Jury

Technical Delegate	PALOVICOVA Jana	SVK
WPAS Race Director	SKUTELJ SVETIC Anja	WPAS
Chief of Race	LIU Jin	CHN
Referee	KAZUHIKO Ban	JPN
Start Referee	SAWANO Hiroshi	JPN
Finish Referee	DOJCINOVIC Jelena	BIH

Video Controller	SAWICKI Ozzie	CAN
WPAS OVR Race Administrator	NEMCIC Ivan	WPAS

Race Information Run 1

Course Setter	WOLF Justus	GER
Gates/Turning Gates	50/49	
Start Time	8:30	

Technical Data

Course Name	Ice River
Start Altitude	1680m
Finish Altitude	1500m
Vertical Drop	180m
WPAS Homologation Number	13889/12/20

Race Information Run 2

Course Setter	ERICSSON Lasse	SWE
Gates/Turning Gates		
Start Time	11:45	

Number of Competitors: 13 Number of NPCs: 8

Rank	Bib Name	Sport Class	YB	NPC Code	IT1	IT2	Result	Diff.
1	39 FORSTER Anna-Lena	LW12-1	1995	GER	14.38	31.53	48.50	
2	37 LIU Sitong	LW12-2	1994	CHN	14.80	32.64	49.96	1.46
3	36 ZHANG Wenjing	LW12-1	2002	CHN	15.10	34.55	51.11	2.61
4	46 HAN Shasha	LW12-1	1990	CHN	15.74	34.51	52.36	3.86
5	38 MURAOKA Momoka	LW10-2	1997	JPN	16.13	34.89	53.44	4.94
6	44 COMBALUZIER Katie	LW12-1	1994	CAN	19.51	44.81	1:09.75	21.25
7	43 HARADA Norika	LW12-1	1982	JPN	22.21	46.88	1:10.31	21.81
8	40 TANAKA Yoshiko	LW12-2	1975	JPN	20.13	44.42	1:10.78	22.28
9	47 BROWNLEE Shona	LW12-2	1979	GBR	1:04.59	1:36.39	2:05.52	1:17.02

DID NOT FINISH RUN 1: 3 competitors

42	ZHANG Haiyuan	LW12-2	1977	CHN
45	LAURILA Maiju	LW12-1	1980	FIN
48	HUNDERT Sarah	LW10-2	1991	LIE

DISQUALIFIED RUN 1: 1 competitor

41	van BERGEN Barbara	LW11	1978	NED	Gate 38
----	--------------------	------	------	-----	---------

Forerunners:

Run 1:	A - GUO Quing	CHN	B - ZHU Yanan	CHN	C - ZHANG Yuying	CHN
Run 2:	A - GUO Quing	CHN	B - ZHU Yanan	CHN	C - ZHANG Yuying	CHN

Conditions on course:

Run 1	SUNNY	Snow:	HARD	Temperature - Start:	4°C	Temperature - Finish:	3°C
-------	-------	-------	------	----------------------	-----	-----------------------	-----

Legend:

Diff.	Difference	IT1	Intermediate time 1	IT2	Intermediate time 2	YB	Year of Birth
-------	------------	-----	---------------------	-----	---------------------	----	---------------



Results 成绩

Jury

Technical Delegate	PALOVICOVA Jana	SVK
WPAS Race Director	SKUTELJ SVETIC Anja	WPAS
Chief of Race	LIU Jin	CHN
Referee	KAZUHIKO Ban	JPN
Start Referee	SAWANO Hiroshi	JPN
Finish Referee	DOJCINOVIC Jelena	BIH

Video Controller	SAWICKI Ozzie	CAN
WPAS OVR Race Administrator	NEMCIC Ivan	WPAS

Race Information Run 1

Course Setter	WOLF Justus	GER
Gates/Turning Gates	50/49	
Start Time	8:30	

Number of Competitors: 13 Number of NPCs: 8

Technical Data

Course Name	Ice River
Start Altitude	1680m
Finish Altitude	1500m
Vertical Drop	180m
WPAS Homologation Number	13889/12/20

Race Information Run 2

Course Setter	ERICSSON Lasse	SWE
Gates/Turning Gates	51/50	
Start Time	11:45	

Rank	Bib Name	Sport Class	YB	NPC Code	Run 1	IT1	IT2	Run 2	Result	Diff.	Race Pts.
1	39 FORSTER Anna-Lena	LW12-1	1995	GER	48.50 (1)	14.68	33.39	49.36 (2)	1:37.86		0.00
2	36 ZHANG Wenjing	LW12-1	2002	CHN	51.11 (3)	15.17	33.67	49.07 (1)	1:40.18	2.32	17.31
3	37 LIU Sitong	LW12-2	1994	CHN	49.96 (2)	15.51	34.95	51.35 (3)	1:41.31	3.45	25.74
4	46 HAN Shasha	LW12-1	1990	CHN	52.36 (4)	16.56	35.72	52.58 (5)	1:44.94	7.08	52.81
5	38 MURAOKA Momoka	LW10-2	1997	JPN	53.44 (5)	15.87	35.48	52.10 (4)	1:45.54	7.68	57.29
6	40 TANAKA Yoshiko	LW12-2	1975	JPN	1:10.78 (8)	19.82	44.18	1:05.15 (6)	2:15.93	38.07	283.99
7	44 COMBALUZIER Katie	LW12-1	1994	CAN	1:09.75 (6)	20.25	44.23	1:06.63 (7)	2:16.38	38.52	287.35
8	43 HARADA Norika	LW12-1	1982	JPN	1:10.31 (7)	21.51	46.21	1:07.77 (8)	2:18.08	40.22	300.03
9	47 BROWNLEE Shona	LW12-2	1979	GBR	2:05.52 (9)	23.14	52.13	1:18.03 (9)	3:23.55	1:45.69	788.41

DID NOT FINISH RUN 1: 3 competitors

42 ZHANG Haiyuan	LW12-2	1977	CHN
45 LAURILA Maiju	LW12-1	1980	FIN
48 HUNDERT Sarah	LW10-2	1991	LIE

DISQUALIFIED RUN 1: 1 competitor

41 van BERGEN Barbara	LW11	1978	NED	Gate 38
-----------------------	------	------	-----	---------

Forerunners:

Run 1:	A - GUO Quing	CHN	B - ZHU Yanan	CHN	C - ZHANG Yuying	CHN
Run 2:	A - GUO Quing	CHN	B - ZHU Yanan	CHN	C - ZHANG Yuying	CHN

Conditions on course:

Run 1	SUNNY	Snow: HARD	Temperature - Start: 4°C	Temperature - Finish: 3°C
Run 2	SUNNY	Snow: HARD	Temperature - Start: 6°C	Temperature - Finish: 8°C

Legend:

Diff.	Difference	IT1	Intermediate time 1	IT2	Intermediate time 2	YB	Year of Birth
-------	------------	-----	---------------------	-----	---------------------	----	---------------



Performance Analysis by Rank 按排名评价表现

Number of Competitors: 9 Number of NPCs: 5

Rank	Bib	Name Sport Class	NPC Code	Positions			Partials		Difference Time		
				Run	Pos	Time	Rank	Pos		Time	Rank
1	39	FORSTER Anna-Lena LW12-1	GER	Run 1:	Int1:	18.89 (14.38)	(1)			0.00	
					Int2:	41.42 (31.53)	(1)	I1-I2:	22.53 (17.15)	(1)	0.00
					Fin:	1:03.71 (48.50)	(1)	I2-Fin:	22.29 (16.97)	(3)	0.00
				Run 2:	Int1:	19.29 (14.68)	(1)			0.00	
					Int2:	43.86 (33.39)	(1)	I1-I2:	24.57 (18.71)	(2)	0.00
					Fin:	1:04.84 (49.36)	(2)	I2-Fin:	20.98 (15.97)	(3)	0.29
				Total:	Int1:	1:23.00 (1:03.18)	(1)			0.00	
					Int2:	1:47.57 (1:21.89)	(1)			0.00	
					Fin:	2:08.55 (1:37.86)	(1)			0.00	
2	36	ZHANG Wenjing LW12-1	CHN	Run 1:	Int1:	19.84 (15.10)	(3)			0.72	
					Int2:	45.39 (34.55)	(4)	I1-I2:	25.55 (19.45)	(4)	3.02
					Fin:	1:07.14 (51.11)	(3)	I2-Fin:	21.75 (16.56)	(1)	2.61
				Run 2:	Int1:	19.93 (15.17)	(2)			0.49	
					Int2:	44.23 (33.67)	(2)	I1-I2:	24.30 (18.50)	(1)	0.28
					Fin:	1:04.46 (49.07)	(1)	I2-Fin:	20.23 (15.40)	(1)	0.00
				Total:	Int1:	1:27.07 (1:06.28)	(3)			3.10	
					Int2:	1:51.37 (1:24.78)	(2)			2.89	
					Fin:	2:11.60 (1:40.18)	(2)			2.32	
3	37	LIU Sitong LW12-2	CHN	Run 1:	Int1:	18.71 (14.80)	(2)			0.42	
					Int2:	41.26 (32.64)	(2)	I1-I2:	22.55 (17.84)	(2)	1.11
					Fin:	1:03.14 (49.96)	(2)	I2-Fin:	21.88 (17.32)	(2)	1.46
				Run 2:	Int1:	19.61 (15.51)	(3)			0.83	
					Int2:	44.18 (34.95)	(3)	I1-I2:	24.57 (19.44)	(2)	1.56
					Fin:	1:04.90 (51.35)	(3)	I2-Fin:	20.72 (16.40)	(2)	2.28
				Total:	Int1:	1:22.75 (1:05.47)	(2)			2.29	
					Int2:	1:47.32 (1:24.91)	(3)			3.02	
					Fin:	2:08.04 (1:41.31)	(3)			3.45	
4	46	HAN Shasha LW12-1	CHN	Run 1:	Int1:	20.68 (15.74)	(4)			1.36	
					Int2:	45.34 (34.51)	(3)	I1-I2:	24.66 (18.77)	(3)	2.98
					Fin:	1:08.79 (52.36)	(4)	I2-Fin:	23.45 (17.85)	(4)	3.86
				Run 2:	Int1:	21.76 (16.56)	(5)			1.88	
					Int2:	46.93 (35.72)	(5)	I1-I2:	25.17 (19.16)	(4)	2.33
					Fin:	1:09.07 (52.58)	(5)	I2-Fin:	22.14 (16.86)	(4)	3.51
				Total:	Int1:	1:30.55 (1:08.92)	(4)			5.74	
					Int2:	1:55.72 (1:28.08)	(4)			6.19	
					Fin:	2:17.86 (1:44.94)	(4)			7.08	



Performance Analysis by Rank 按排名评价表现

Number of Competitors: 9 Number of NPCs: 5

Rank	Bib	Name Sport Class	NPC Code	Positions			Partials		Difference Time		
				Pos	Time	Rank	Pos	Time		Rank	
5	38	MURAOKA Momoka LW10-2	JPN	Run 1:	Int1:	22.09 (16.13)	(5)			1.75	
					Int2:	47.76 (34.89)	(5)	I1-I2:	25.67 (18.76)	(5)	3.36
					Fin:	1:13.15 (53.44)	(5)	I2-Fin:	25.39 (18.55)	(5)	4.94
				Run 2:	Int1:	21.73 (15.87)	(4)				1.19
					Int2:	48.57 (35.48)	(4)	I1-I2:	26.84 (19.61)	(5)	2.09
					Fin:	1:11.32 (52.10)	(4)	I2-Fin:	22.75 (16.62)	(5)	3.03
				Total:	Int1:	1:34.88 (1:09.31)	(5)				6.13
					Int2:	2:01.72 (1:28.92)	(5)				7.03
					Fin:	2:24.47 (1:45.54)	(5)				7.68
				6	40	TANAKA Yoshiko LW12-2	JPN	Run 1:	Int1:	25.45 (20.13)	(7)
Int2:	56.14 (44.42)	(6)	I1-I2:						30.69 (24.29)	(6)	12.89
Fin:	1:29.45 (1:10.78)	(8)	I2-Fin:						33.31 (26.36)	(8)	22.28
Run 2:	Int1:	25.06 (19.82)	(6)								5.14
	Int2:	55.84 (44.18)	(6)					I1-I2:	30.78 (24.36)	(6)	10.79
	Fin:	1:22.34 (1:05.15)	(6)					I2-Fin:	26.50 (20.97)	(6)	16.08
Total:	Int1:	1:54.51 (1:30.60)	(7)								27.42
	Int2:	2:25.29 (1:54.96)	(7)								33.07
	Fin:	2:51.79 (2:15.93)	(6)								38.07
7	44	COMBALUZIER Katie LW12-1	CAN					Run 1:	Int1:	25.64 (19.51)	(6)
				Int2:	58.87 (44.81)	(7)	I1-I2:		33.23 (25.30)	(8)	13.28
				Fin:	1:31.63 (1:09.75)	(6)	I2-Fin:		32.76 (24.94)	(7)	21.25
				Run 2:	Int1:	26.60 (20.25)	(7)				5.57
					Int2:	58.10 (44.23)	(7)	I1-I2:	31.50 (23.98)	(7)	10.84
					Fin:	1:27.53 (1:06.63)	(7)	I2-Fin:	29.43 (22.40)	(8)	17.56
				Total:	Int1:	1:58.23 (1:30.00)	(6)				26.82
					Int2:	2:29.73 (1:53.98)	(6)				32.09
					Fin:	2:59.16 (2:16.38)	(7)				38.52
				8	43	HARADA Norika LW12-1	JPN	Run 1:	Int1:	29.18 (22.21)	(8)
Int2:	1:01.59 (46.88)	(8)	I1-I2:						32.41 (24.67)	(7)	15.35
Fin:	1:32.36 (1:10.31)	(7)	I2-Fin:						30.77 (23.43)	(6)	21.81
Run 2:	Int1:	28.26 (21.51)	(8)								6.83
	Int2:	1:00.70 (46.21)	(8)					I1-I2:	32.44 (24.70)	(8)	12.82
	Fin:	1:29.02 (1:07.77)	(8)					I2-Fin:	28.32 (21.56)	(7)	18.70
Total:	Int1:	2:00.62 (1:31.82)	(8)								28.64
	Int2:	2:33.06 (1:56.52)	(8)								34.63
	Fin:	3:01.38 (2:18.08)	(8)								40.22



Performance Analysis by Rank 按排名评价表现

Number of Competitors: 9 Number of NPCs: 5

Rank	Bib	Name Sport Class	NPC Code	Run	Pos	Positions		Partials		Difference Time		
						Time	Rank	Pos	Time		Rank	
9	47	BROWNLEE Shona LW12-2	GBR	Run 1:	Int1:	1:21.63 (1:04.59)	(9)			50.21		
					Int2:	2:01.82 (1:36.39)	(9)	I1-I2:	40.19 (31.80)	(9)	1:04.86	
					Fin:	2:38.63 (2:05.52)	(9)	I2-Fin:	36.81 (29.13)	(9)	1:17.02	
					Run 2:	Int1:	29.25 (23.14)	(9)			8.46	
						Int2:	1:05.89 (52.13)	(9)	I1-I2:	36.64 (28.99)	(9)	18.74
						Fin:	1:38.62 (1:18.03)	(9)	I2-Fin:	32.73 (25.90)	(9)	28.96
				Total:	Int1:	3:07.88 (2:28.66)	(9)			1:25.48		
					Int2:	3:44.52 (2:57.65)	(9)			1:35.76		
					Fin:	4:17.25 (3:23.55)	(9)			1:45.69		

Intermediate Time Positions : Int. 1 = Inter1

Int. 2 = Inter2

Legend:					
Fin	Finish	Int	Intermediate	Ix	Intermediate x
Pos.	Intermediate or speed position				



Results
成绩

REVISED
13 MAR 15:18

Jury

Technical Delegate	PALOVICOVA Jana	SVK
WPAS Race Director	SKUTELJ SVETIC Anja	WPAS
Chief of Race	LIU Jin	CHN
Referee	KAZUHIKO Ban	JPN
Start Referee	SAWANO Hiroshi	JPN
Finish Referee	DOJCINOVIC Jelena	BIH

Video Controller	SAWICKI Ozzie	CAN
WPAS OVR Race Administrator	NEMCIC Ivan	WPAS

Race Information Run 1

Course Setter	WOLF Justus	GER
Gates/Turning Gates	50/49	
Start Time	8:30	

Technical Data

Course Name	Ice River
Start Altitude	1680m
Finish Altitude	1500m
Vertical Drop	180m
WPAS Homologation Number	13889/12/20

Race Information Run 2

Course Setter	ERICSSON Lasse	SWE
Gates/Turning Gates	51/50	
Start Time	11:45	

Number of Competitors: 15 Number of NPCs: 10

Rank	Bib Name	Sport Class	YB NPC Code	IT1	IT2	Result	Diff.
1	7 AIGNER Veronika Guide: AIGNER Elisabeth	B2	2003 AUT	13.45	28.73	44.12	
2	3 AIGNER Barbara Guide: SYKORA Klara	B2	2005 AUT	14.23	29.64	45.11	0.99
3	1 REXOVA Alexandra Guide: TRAJCIKOVA Eva	B2	2005 SVK	14.72	30.74	46.38	2.26
4	5 FARKASOVA Henrieta Guide: MOTYKA Martin	B3	1986 SVK	14.68	30.82	46.70	2.58
5	4 FITZPATRICK Menna Guide: SMITH Gary	B2	1998 GBR	14.50	30.57	47.25	3.13
6	9 STARY Elina Guide: ARTHOFER Celine	B2	2006 AUT	14.89	31.90	48.08	3.96
7	2 MAZZEL Chiara Guide: CASAL Fabrizio	B2	1996 ITA	15.16	32.08	48.39	4.27
8	6 ZHU Daqing Guide: YAN Hanhan	B2	1990 CHN	15.33	32.72	50.04	5.92
9	8 KNIGHT Millie Guide: WILD Brett	B2	1999 GBR	15.25	32.78	50.35	6.23
10	12 PERRINE Melissa Guide: KELLY Bobbi	B2	1988 AUS	15.18	33.34	50.96	6.84
11	13 RISTAU Noemi Ewa Guide: BRENZEL Paula Elia	B2	1991 GER	14.84	33.05	51.69	7.57
12	15 CHOI Sara Guide: KIM Yooseong	B2	2003 KOR	16.72	35.74	55.33	11.21
13	14 Le BON Linda Guide: GILOT Ulla	B2	1964 BEL	17.35	36.62	56.11	11.99

DID NOT FINISH RUN 1: 2 competitors

10	VOZZA Martina Guide: SABIDUSSI Ylenia	B2	2004 ITA
11	UMSTEAD Danelle Guide: UMSTEAD Rob	B2	1972 USA



Results
成绩

REVISED
13 MAR 15:18

Number of Competitors: 15 Number of NPCs: 10

Rank	Bib Name	Sport Class	YB	NPC Code	IT1	IT2	Result	Diff.
------	----------	-------------	----	----------	-----	-----	--------	-------

Forerunners:							
Run 1:	A - GUO Quing	CHN	B - ZHU Yanan	CHN	C - ZHANG Yuying	CHN	
Run 2:	A - GUO Quing	CHN	B - ZHU Yanan	CHN	C - ZHANG Yuying	CHN	

Conditions on course:							
Run 1	SUNNY	Snow:	HARD	Temperature - Start:	4°C	Temperature - Finish:	3°C

Legend:							
Diff.	Difference	IT1	Intermediate time 1	IT2	Intermediate time 2	YB	Year of Birth

REVISED Guide name for athlete FITZPATRICK Menna changed for SMITH Gary



Results 成绩

REVISED
13 MAR 15:18

Jury

Technical Delegate	PALOVICOVA Jana	SVK
WPAS Race Director	SKUTELJ SVETIC Anja	WPAS
Chief of Race	LIU Jin	CHN
Referee	KAZUHIKO Ban	JPN
Start Referee	SAWANO Hiroshi	JPN
Finish Referee	DOJCINOVIC Jelena	BIH

Video Controller	SAWICKI Ozzie	CAN
WPAS OVR Race Administrator	NEMCIC Ivan	WPAS

Race Information Run 1

Course Setter	WOLF Justus	GER
Gates/Turning Gates	50/49	
Start Time	8:30	

Technical Data

Course Name	Ice River
Start Altitude	1680m
Finish Altitude	1500m
Vertical Drop	180m
WPAS Homologation Number	13889/12/20

Race Information Run 2

Course Setter	ERICSSON Lasse	SWE
Gates/Turning Gates	51/50	
Start Time	11:45	

Number of Competitors: 15 Number of NPCs: 10

Rank	Bib Name	Sport Class	YB	NPC Code	Run 1	IT1	IT2	Run 2	Result	Diff.	Race Pts.
1	7 AIGNER Veronika Guide: AIGNER Elisabeth	B2	2003	AUT	44.12 (1)	14.25	31.86	47.41 (1)	1:31.53		0.00
2	3 AIGNER Barbara Guide: SYKORA Klara	B2	2005	AUT	45.11 (2)	14.50	32.82	48.13 (2)	1:33.24	1.71	13.64
3	1 REXOVA Alexandra Guide: TRAJCIKOVA Eva	B2	2005	SVK	46.38 (3)	15.31	33.76	49.93 (5)	1:36.31	4.78	38.12
4	4 FITZPATRICK Menna Guide: SMITH Gary	B2	1998	GBR	47.25 (5)	14.90	33.46	49.51 (3)	1:36.76	5.23	41.71
5	5 FARKASOVA Henrieta Guide: MOTYKA Martin	B3	1986	SVK	46.70 (4)	15.08	33.83	50.30 (6)	1:37.00	5.47	43.63
6	9 STARY Elina Guide: ARTHOFER Celine	B2	2006	AUT	48.08 (6)	14.98	34.02	49.76 (4)	1:37.84	6.31	50.33
7	2 MAZZEL Chiara Guide: CASAL Fabrizio	B2	1996	ITA	48.39 (7)	15.62	34.30	51.21 (9)	1:39.60	8.07	64.36
8	8 KNIGHT Millie Guide: WILD Brett	B2	1999	GBR	50.35 (9)	15.42	34.54	51.12 (8)	1:41.47	9.94	79.28
9	13 RISTAU Noemi Ewa Guide: BRENZEL Paula Elia	B2	1991	GER	51.69(11)	15.24	33.87	50.65 (7)	1:42.34	10.81	86.22
10	15 CHOI Sara Guide: KIM Yooseong	B2	2003	KOR	55.33(12)	16.91	36.90	54.04(11)	1:49.37	17.84	142.28
11	14 Le BON Linda Guide: GILOT Ulla	B2	1964	BEL	56.11(13)	16.86	37.08	53.99(10)	1:50.10	18.57	148.11

DID NOT FINISH RUN 2: 2 competitors

6	ZHU Daqing Guide: YAN Hanhan	B2	1990	CHN
12	PERRINE Melissa Guide: KELLY Bobbi	B2	1988	AUS

DID NOT FINISH RUN 1: 2 competitors

10	VOZZA Martina Guide: SABIDUSSI Ylenia	B2	2004	ITA
11	UMSTEAD Danelle Guide: UMSTEAD Rob	B2	1972	USA



Results
成绩

REVISED
13 MAR 15:18

Number of Competitors: 15 Number of NPCs: 10

Rank	Bib Name	Sport Class	YB	NPC Code	Run 1	IT1	IT2	Run 2	Result	Diff.	Race Pts.
------	----------	-------------	----	----------	-------	-----	-----	-------	--------	-------	-----------

Forerunners:											
Run 1:	A - GUO Quing	CHN	B - ZHU Yanan	CHN	C - ZHANG Yuying	CHN					
Run 2:	A - GUO Quing	CHN	B - ZHU Yanan	CHN	C - ZHANG Yuying	CHN					

Conditions on course:											
Run 1	SUNNY	Snow:	HARD	Temperature - Start:	4°C	Temperature - Finish:	3°C				
Run 2	SUNNY	Snow:	HARD	Temperature - Start:	6°C	Temperature - Finish:	8°C				

Legend:											
Diff.	Difference	IT1	Intermediate time 1	IT2	Intermediate time 2	YB	Year of Birth				

REVISED Guide name for athlete FITZPATRICK Menna changed for SMITH Gary



Performance Analysis by Rank 按排名评价表现

Number of Competitors: 11 Number of NPCs: 7

Rank	Bib	Name Sport Class	NPC Code	Positions			Partials		Difference Time		
				Pos	Time	Rank	Pos	Time		Rank	
1	7	AIGNER Veronika B2	AUT	Run 1:	Int1:	16.63 (13.45)	(1)			0.00	
					Int2:	35.52 (28.73)	(1)	I1-I2:	18.89 (15.28)	(1)	0.00
					Fin:	54.54 (44.12)	(1)	I2-Fin:	19.02 (15.39)	(2)	0.00
				Run 2:	Int1:	17.62 (14.25)	(1)				0.00
					Int2:	39.39 (31.86)	(1)	I1-I2:	21.77 (17.61)	(1)	0.00
					Fin:	58.61 (47.41)	(1)	I2-Fin:	19.22 (15.55)	(2)	0.00
				Total:	Int1:	1:12.16 (58.37)	(1)				0.00
					Int2:	1:33.93 (1:15.98)	(1)				0.00
					Fin:	1:53.15 (1:31.53)	(1)				0.00
				2	3	AIGNER Barbara B2	AUT	Run 1:	Int1:	17.59 (14.23)	(2)
Int2:	36.64 (29.64)	(2)	I1-I2:						19.05 (15.41)	(2)	0.91
Fin:	55.77 (45.11)	(2)	I2-Fin:						19.13 (15.47)	(3)	0.99
Run 2:	Int1:	17.93 (14.50)	(2)								0.25
	Int2:	40.57 (32.82)	(2)					I1-I2:	22.64 (18.32)	(3)	0.96
	Fin:	59.50 (48.13)	(2)					I2-Fin:	18.93 (15.31)	(1)	0.72
Total:	Int1:	1:13.70 (59.61)	(2)								1.24
	Int2:	1:36.34 (1:17.93)	(2)								1.95
	Fin:	1:55.27 (1:33.24)	(2)								1.71
3	1	REXOVA Alexandra B2	SVK					Run 1:	Int1:	18.20 (14.72)	(5)
				Int2:	38.00 (30.74)	(4)	I1-I2:		19.80 (16.02)	(4)	2.01
				Fin:	57.34 (46.38)	(3)	I2-Fin:		19.34 (15.64)	(4)	2.26
				Run 2:	Int1:	18.93 (15.31)	(7)				1.06
					Int2:	41.74 (33.76)	(4)	I1-I2:	22.81 (18.45)	(4)	1.90
					Fin:	1:01.72 (49.93)	(5)	I2-Fin:	19.98 (16.17)	(6)	2.52
				Total:	Int1:	1:16.27 (1:01.69)	(3)				3.32
					Int2:	1:39.08 (1:20.14)	(3)				4.16
					Fin:	1:59.06 (1:36.31)	(3)				4.78
				4	4	FITZPATRICK Menna B2	GBR	Run 1:	Int1:	17.93 (14.50)	(3)
Int2:	37.79 (30.57)	(3)	I1-I2:						19.86 (16.07)	(5)	1.84
Fin:	58.41 (47.25)	(5)	I2-Fin:						20.62 (16.68)	(7)	3.13
Run 2:	Int1:	18.43 (14.90)	(3)								0.65
	Int2:	41.37 (33.46)	(3)					I1-I2:	22.94 (18.56)	(5)	1.60
	Fin:	1:01.20 (49.51)	(3)					I2-Fin:	19.83 (16.05)	(5)	2.10
Total:	Int1:	1:16.84 (1:02.15)	(5)								3.78
	Int2:	1:39.78 (1:20.71)	(5)								4.73
	Fin:	1:59.61 (1:36.76)	(4)								5.23



Performance Analysis by Rank 按排名评价表现

Number of Competitors: 11 Number of NPCs: 7

Rank	Bib	Name Sport Class	NPC Code	Positions			Partials		Difference Time		
				Pos	Time	Rank	Pos	Time		Rank	
5	5	FARKASOVA Henrieta B3	SVK	Run 1:	Int1:	17.34 (14.68)	(4)			1.23	
					Int2:	36.41 (30.82)	(5)	I1-I2:	19.07 (16.14)	(3)	2.09
					Fin:	55.17 (46.70)	(4)	I2-Fin:	18.76 (15.88)	(1)	2.58
				Run 2:	Int1:	17.82 (15.08)	(5)				0.83
					Int2:	39.97 (33.83)	(5)	I1-I2:	22.15 (18.75)	(2)	1.97
					Fin:	59.42 (50.30)	(6)	I2-Fin:	19.45 (16.47)	(3)	2.89
				Total:	Int1:	1:12.99 (1:01.78)	(4)				3.41
					Int2:	1:35.14 (1:20.53)	(4)				4.55
					Fin:	1:54.59 (1:37.00)	(5)				5.47
6	9	STARY Elina B2	AUT	Run 1:	Int1:	18.41 (14.89)	(7)			1.44	
					Int2:	39.44 (31.90)	(6)	I1-I2:	21.03 (17.01)	(7)	3.17
					Fin:	59.44 (48.08)	(6)	I2-Fin:	20.00 (16.18)	(5)	3.96
				Run 2:	Int1:	18.52 (14.98)	(4)				0.73
					Int2:	42.06 (34.02)	(7)	I1-I2:	23.54 (19.04)	(8)	2.16
					Fin:	1:01.52 (49.76)	(4)	I2-Fin:	19.46 (15.74)	(4)	2.35
				Total:	Int1:	1:17.96 (1:03.06)	(6)				4.69
					Int2:	1:41.50 (1:22.10)	(6)				6.12
					Fin:	2:00.96 (1:37.84)	(6)				6.31
7	2	MAZZEL Chiara B2	ITA	Run 1:	Int1:	18.75 (15.16)	(8)			1.71	
					Int2:	39.66 (32.08)	(7)	I1-I2:	20.91 (16.92)	(6)	3.35
					Fin:	59.82 (48.39)	(7)	I2-Fin:	20.16 (16.31)	(6)	4.27
				Run 2:	Int1:	19.32 (15.62)	(9)				1.37
					Int2:	42.40 (34.30)	(8)	I1-I2:	23.08 (18.68)	(7)	2.44
					Fin:	1:03.31 (51.21)	(9)	I2-Fin:	20.91 (16.91)	(10)	3.80
				Total:	Int1:	1:19.14 (1:04.01)	(7)				5.64
					Int2:	1:42.22 (1:22.69)	(7)				6.71
					Fin:	2:03.13 (1:39.60)	(7)				8.07
8	8	KNIGHT Millie B2	GBR	Run 1:	Int1:	18.86 (15.25)	(10)			1.80	
					Int2:	40.53 (32.78)	(9)	I1-I2:	21.67 (17.53)	(9)	4.05
					Fin:	1:02.24 (50.35)	(9)	I2-Fin:	21.71 (17.57)	(9)	6.23
				Run 2:	Int1:	19.07 (15.42)	(8)				1.17
					Int2:	42.70 (34.54)	(9)	I1-I2:	23.63 (19.12)	(9)	2.68
					Fin:	1:03.19 (51.12)	(8)	I2-Fin:	20.49 (16.58)	(7)	3.71
				Total:	Int1:	1:21.31 (1:05.77)	(8)				7.40
					Int2:	1:44.94 (1:24.89)	(8)				8.91
					Fin:	2:05.43 (1:41.47)	(8)				9.94



Performance Analysis by Rank

按排名评价表现

Number of Competitors: 11 Number of NPCs: 7

Rank	Bib	Name Sport Class	NPC Code	Positions			Partials		Difference Time		
				Run	Pos	Time	Rank	Pos		Time	Rank
9	13	RISTAU Noemi Ewa B2	GER	Run 1:	Int1:	18.35 (14.84)	(6)			1.39	
					Int2:	40.86 (33.05)	(10)	I1-I2:	22.51 (18.21)	(11)	4.32
					Fin:	1:03.90 (51.69)	(11)	I2-Fin:	23.04 (18.64)	(11)	7.57
				Run 2:	Int1:	18.85 (15.24)	(6)			0.99	
					Int2:	41.87 (33.87)	(6)	I1-I2:	23.02 (18.63)	(6)	2.01
					Fin:	1:02.62 (50.65)	(7)	I2-Fin:	20.75 (16.78)	(8)	3.24
				Total:	Int1:	1:22.75 (1:06.93)	(9)			8.56	
					Int2:	1:45.77 (1:25.56)	(9)			9.58	
					Fin:	2:06.52 (1:42.34)	(9)			10.81	
10	15	CHOI Sara B2	KOR	Run 1:	Int1:	20.67 (16.72)	(12)			3.27	
					Int2:	44.19 (35.74)	(12)	I1-I2:	23.52 (19.02)	(12)	7.01
					Fin:	1:08.40 (55.33)	(12)	I2-Fin:	24.21 (19.59)	(13)	11.21
				Run 2:	Int1:	20.91 (16.91)	(11)			2.66	
					Int2:	45.62 (36.90)	(10)	I1-I2:	24.71 (19.99)	(10)	5.04
					Fin:	1:06.80 (54.04)	(11)	I2-Fin:	21.18 (17.14)	(11)	6.63
				Total:	Int1:	1:29.31 (1:12.24)	(10)			13.87	
					Int2:	1:54.02 (1:32.23)	(10)			16.25	
					Fin:	2:15.20 (1:49.37)	(10)			17.84	
11	14	Le BON Linda B2	BEL	Run 1:	Int1:	21.45 (17.35)	(13)			3.90	
					Int2:	45.27 (36.62)	(13)	I1-I2:	23.82 (19.27)	(13)	7.89
					Fin:	1:09.36 (56.11)	(13)	I2-Fin:	24.09 (19.49)	(12)	11.99
				Run 2:	Int1:	20.85 (16.86)	(10)			2.61	
					Int2:	45.84 (37.08)	(11)	I1-I2:	24.99 (20.22)	(11)	5.22
					Fin:	1:06.74 (53.99)	(10)	I2-Fin:	20.90 (16.91)	(9)	6.58
				Total:	Int1:	1:30.21 (1:12.97)	(11)			14.60	
					Int2:	1:55.20 (1:33.19)	(11)			17.21	
					Fin:	2:16.10 (1:50.10)	(11)			18.57	

Intermediate Time Positions : Int. 1 = Inter1

Int. 2 = Inter2

Legend:					
Fin	Finish	Int	Intermediate	Ix	Intermediate x
Pos.	Intermediate or speed position				



Official Communication
官方通告

Item: 8

Revised Slalom Women Vision Impaired Results

The results for Slalom Women Vision Impaired have been revised due to an error in the guide name for athlete FITZPATRICK Menna. The revised results have SMITH Gary listed as guide.

Issued by: WPAS Management
Time: 15:32
Date: 13 MAR 2022

This decision affects: Results
Schedule
Other

X





Results 成绩

Jury

Technical Delegate	PALOVICOVA Jana	SVK
WPAS Race Director	SKUTELJ SVETIC Anja	WPAS
Chief of Race	LIU Jin	CHN
Referee	PEARL Rayan	AUS
Start Referee	SAWANO Hiroshi	JPN
Finish Referee	DOJCINOVIC Jelena	BIH

Video Controller	SAWICKI Ozzie	CAN
WPAS OVR Race Administrator	NEMCIC Ivan	WPAS

Race Information Run 1

Course Setter	MARSHALL William	CAN
Gates/Turning Gates	38/37	
Start Time	8:30	

Technical Data

Course Name	Ice River
Start Altitude	1863m
Finish Altitude	1501m
Vertical Drop	362m
WPAS Homologation Number	13888/12/20

Race Information Run 2

Course Setter	McALLISTER Tony	USA
Gates/Turning Gates		
Start Time	12:00	

Number of Competitors: 22 Number of NPCs: 15

Rank	Bib Name	Sport Class	YB	NPC Code	IT1	IT2	Result	Diff.
1	26 ZHANG Mengqiu	LW9-1	2002	CHN	22.36	41.02	56.07	
2	16 AARSJOE Ebba	LW4	2001	SWE	22.68	40.77	56.14	0.07
3	17 JEPSEN Mollie	LW6/8-2	1999	CAN	23.87	42.42	57.90	1.83
4	19 ROTHFUSS Andrea	LW6/8-2	1989	GER	24.20	42.82	59.28	3.21
5	21 BOCHET Marie	LW6/8-2	1994	FRA	24.13	43.49	59.80	3.73
6	22 RAMSAY Alana	LW9-2	1994	CAN	24.69	44.28	1:00.78	4.71
7	18 RIEDER Anna-Maria	LW9-1	2000	GER	25.32	44.73	1:00.90	4.83
8	20 GOSSELIN Michaela	LW6/8-1	2001	CAN	24.73	44.50	1:01.31	5.24
9	27 SMARZOVA Petra	LW6/8-2	1990	SVK	25.43	45.71	1:02.81	6.74
10	29 HONDO Ammi	LW6/8-2	1997	JPN	26.04	46.45	1:03.58	7.51
11	24 ANDERSON Rae	LW9-1	1997	AUS	28.03	49.36	1:06.50	10.43
12	25 GUO Jiaxin	LW6/8-2	1999	CHN	27.54	48.55	1:06.52	10.45
13	31 SMETISKO Lucija	LW6/8-2	2004	CRO	27.15	49.28	1:07.34	11.27
14	35 GASKOVA Vanesa	LW5/7-1	2005	SVK	28.52	51.51	1:10.24	14.17
15	23 JOHNSON Allie	LW6/8-1	1994	USA	28.70	51.04	1:10.37	14.30
16	30 KAMIYAMA Noriko	LW9-2	1973	JPN	28.20	51.48	1:10.48	14.41
17	33 WANG Qingyun	LW6/8-2	1998	CHN	30.77	54.33	1:14.43	18.36
18	34 VALEANU Laura	LW4	1990	ROU	30.55	55.07	1:15.25	19.18
19	28 VASPI Sheyne	LW2	2001	ISR	31.82	57.60	1:18.87	22.80
20	36 KAZAZIC Ilma	LW3	1998	BIH	31.71	57.37	1:18.97	22.90
21	37 HERNANDEZ Claudia	LW2	1992	CHI	34.11	1:01.98	1:24.35	28.28

DID NOT FINISH RUN 1: 1 competitor

32 JOECHL Eva-Maria LW6/8-1 1995 AUT

Forerunners:

Run 1:	A - GUO Quing	CHN	B - ZHU Yanan	CHN	C - ZHANG Yuying	CHN
Run 2:	A - GUO Quing	CHN	B - ZHU Yanan	CHN	C - ZHANG Yuying	CHN

Conditions on course:

Run 1	FOG	Snow:	SPRING CONDITIONS	Temperature - Start:	2°C	Temperature - Finish:	4°C
-------	-----	-------	-------------------	----------------------	-----	-----------------------	-----

Legend:

Diff.	Difference	IT1	Intermediate time 1	IT2	Intermediate time 2	YB	Year of Birth
-------	------------	-----	---------------------	-----	---------------------	----	---------------



Results 成绩

Jury

Technical Delegate	PALOVICOVA Jana	SVK
WPAS Race Director	SKUTELJ SVETIC Anja	WPAS
Chief of Race	LIU Jin	CHN
Referee	PEARL Rayan	AUS
Start Referee	SAWANO Hiroshi	JPN
Finish Referee	DOJCINOVIC Jelena	BIH

Video Controller	SAWICKI Ozzie	CAN
WPAS OVR Race Administrator	NEMCIC Ivan	WPAS

Race Information Run 1

Course Setter	MARSHALL William	CAN
Gates/Turning Gates	38/37	
Start Time	8:30	

Technical Data

Course Name	Ice River
Start Altitude	1863m
Finish Altitude	1501m
Vertical Drop	362m
WPAS Homologation Number	13888/12/20

Race Information Run 2

Course Setter	McALLISTER Tony	USA
Gates/Turning Gates	39/38	
Start Time	12:00	

Number of Competitors: 22 Number of NPCs: 15

Rank	Bib Name	Sport Class	YB	NPC Code	Run 1	IT1	IT2	Run 2	Result	Diff.	Race Pts.
1	26 ZHANG Mengqiu	LW9-1	2002	CHN	56.07 (1)	24.18	42.92	59.05 (1)	1:55.12		0.00
2	17 JEPSEN Mollie	LW6/8-2	1999	CAN	57.90 (3)	26.55	45.94	1:03.05 (5)	2:00.95	5.83	51.15
3	19 ROTHFUSS Andrea	LW6/8-2	1989	GER	59.28 (4)	25.91	45.29	1:02.63 (2)	2:01.91	6.79	59.57
4	21 BOCHET Marie	LW6/8-2	1994	FRA	59.80 (5)	25.75	45.48	1:02.78 (3)	2:02.58	7.46	65.45
5	18 RIEDER Anna-Maria	LW9-1	2000	GER	1:00.90 (7)	26.43	45.73	1:02.84 (4)	2:03.74	8.62	75.63
6	20 GOSSELIN Michaela	LW6/8-1	2001	CAN	1:01.31 (8)	26.91	47.26	1:04.86 (6)	2:06.17	11.05	96.95
7	29 HONDO Ammi	LW6/8-2	1997	JPN	1:03.58(10)	27.93	49.31	1:07.49 (7)	2:11.07	15.95	139.94
8	25 GUO Jiaxin	LW6/8-2	1999	CHN	1:06.52(12)	28.79	50.29	1:09.63 (9)	2:16.15	21.03	184.51
9	31 SMETISKO Lucija	LW6/8-2	2004	CRO	1:07.34(13)	28.46	50.34	1:09.07 (8)	2:16.41	21.29	186.79
10	24 ANDERSON Rae	LW9-1	1997	AUS	1:06.50(11)	29.41	52.10	1:11.05(10)	2:17.55	22.43	196.79
11	35 GASKOVA Vanesa	LW5/7-1	2005	SVK	1:10.24(14)	30.09	53.27	1:13.30(11)	2:23.54	28.42	249.34
12	23 JOHNSON Allie	LW6/8-1	1994	USA	1:10.37(15)	30.34	53.71	1:15.38(12)	2:25.75	30.63	268.73
13	30 KAMIYAMA Noriko	LW9-2	1973	JPN	1:10.48(16)	30.53	54.94	1:15.74(14)	2:26.22	31.10	272.85
14	33 WANG Qingyun	LW6/8-2	1998	CHN	1:14.43(17)	31.70	55.07	1:15.60(13)	2:30.03	34.91	306.28
15	28 VASPI Sheyne	LW2	2001	ISR	1:18.87(19)	35.17	1:00.38	1:22.31(15)	2:41.18	46.06	404.11
16	36 KAZAZIC Ilima	LW3	1998	BIH	1:18.97(20)	34.75	1:01.28	1:24.43(16)	2:43.40	48.28	423.58

DID NOT FINISH RUN 2: 4 competitors

16 AARSJOE Ebba	LW4	2001	SWE
22 RAMSAY Alana	LW9-2	1994	CAN
27 SMARZOVA Petra	LW6/8-2	1990	SVK
37 HERNANDEZ Claudia	LW2	1992	CHI

DID NOT START RUN 2: 1 competitor

34 VALEANU Laura	LW4	1990	ROU
------------------	-----	------	-----

DID NOT FINISH RUN 1: 1 competitor

32 JOECHL Eva-Maria	LW6/8-1	1995	AUT
---------------------	---------	------	-----



Results 成绩

Number of Competitors: 22 Number of NPCs: 15

Rank	Bib Name	Sport Class	YB	NPC Code	Run 1	IT1	IT2	Run 2	Result	Diff.	Race Pts.
------	----------	-------------	----	----------	-------	-----	-----	-------	--------	-------	-----------

Forerunners:											
Run 1:	A - GUO Quing	CHN	B - ZHU Yanan	CHN	C - ZHANG Yuying	CHN					
Run 2:	A - GUO Quing	CHN	B - ZHU Yanan	CHN	C - ZHANG Yuying	CHN					

Conditions on course:											
Run 1	FOG	Snow: SPRING CONDITIONS	Temperature - Start: 2°C	Temperature - Finish: 4°C							
Run 2	MOSTLY CLOUDY	Snow: SPRING CONDITIONS	Temperature - Start: 0°C	Temperature - Finish: 2°C							

Legend:											
Diff.	Difference	IT1	Intermediate time 1	IT2	Intermediate time 2	YB	Year of Birth				

FRI 11 MAR 2022 / Yanqing National Alpine Skiing Centre (CHN) / 09110



Performance Analysis by Rank 按排名评价表现

Number of Competitors: 16 Number of NPCs: 11

Rank	Bib	Name Sport Class	NPC Code	Positions			Partials		Difference Time		
				Run	Pos	Time	Rank	Time		Rank	
1	26	ZHANG Mengqiu LW9-1	CHN	Run 1:	Int1:	25.87 (22.36)	(1)			0.00	
					Int2:	47.45 (41.02)	(2)	I1-I2:	21.58 (18.66)	(10)	0.25
					Fin:	1:04.86 (56.07)	(1)	I2-Fin:	17.41 (15.05)	(7)	0.00
				Run 2:	Int1:	27.97 (24.18)	(1)			0.00	
					Int2:	49.65 (42.92)	(1)	I1-I2:	21.68 (18.74)	(7)	0.00
					Fin:	1:08.30 (59.05)	(1)	I2-Fin:	18.65 (16.13)	(6)	0.00
				Total:	Int1:	1:32.83 (1:20.25)	(1)			0.00	
					Int2:	1:54.51 (1:38.99)	(1)			0.00	
					Fin:	2:13.16 (1:55.12)	(1)			0.00	
				2	17	JEPSEN Mollie LW6/8-2	CAN	Run 1:	Int1:	23.87 (23.87)	(3)
Int2:	42.42 (42.42)	(3)	I1-I2:						18.55 (18.55)	(1)	1.65
Fin:	57.90 (57.90)	(3)	I2-Fin:						15.48 (15.48)	(1)	1.83
Run 2:	Int1:	26.55 (26.55)	(5)							2.37	
	Int2:	45.94 (45.94)	(5)					I1-I2:	19.39 (19.39)	(2)	3.02
	Fin:	1:03.05 (1:03.05)	(5)					I2-Fin:	17.11 (17.11)	(1)	4.00
Total:	Int1:	1:24.45 (1:24.45)	(2)							4.20	
	Int2:	1:43.84 (1:43.84)	(2)							4.85	
	Fin:	2:00.95 (2:00.95)	(2)							5.83	
3	19	ROTHFUSS Andrea LW6/8-2	GER					Run 1:	Int1:	24.20 (24.20)	(5)
				Int2:	42.82 (42.82)	(4)	I1-I2:		18.62 (18.62)	(2)	2.05
				Fin:	59.28 (59.28)	(4)	I2-Fin:		16.46 (16.46)	(4)	3.21
				Run 2:	Int1:	25.91 (25.91)	(3)			1.73	
					Int2:	45.29 (45.29)	(2)	I1-I2:	19.38 (19.38)	(1)	2.37
					Fin:	1:02.63 (1:02.63)	(2)	I2-Fin:	17.34 (17.34)	(3)	3.58
				Total:	Int1:	1:25.19 (1:25.19)	(3)			4.94	
					Int2:	1:44.57 (1:44.57)	(3)			5.58	
					Fin:	2:01.91 (2:01.91)	(3)			6.79	
				4	21	BOCHET Marie LW6/8-2	FRA	Run 1:	Int1:	24.13 (24.13)	(4)
Int2:	43.49 (43.49)	(5)	I1-I2:						19.36 (19.36)	(4)	2.72
Fin:	59.80 (59.80)	(5)	I2-Fin:						16.31 (16.31)	(3)	3.73
Run 2:	Int1:	25.75 (25.75)	(2)							1.57	
	Int2:	45.48 (45.48)	(3)					I1-I2:	19.73 (19.73)	(3)	2.56
	Fin:	1:02.78 (1:02.78)	(3)					I2-Fin:	17.30 (17.30)	(2)	3.73
Total:	Int1:	1:25.55 (1:25.55)	(4)							5.30	
	Int2:	1:45.28 (1:45.28)	(4)							6.29	
	Fin:	2:02.58 (2:02.58)	(4)							7.46	



Performance Analysis by Rank 按排名评价表现

Number of Competitors: 16 Number of NPCs: 11

Rank	Bib	Name Sport Class	NPC Code	Positions			Partials		Difference Time		
				Run	Pos	Time	Rank	Time		Rank	
5	18	RIEDER Anna-Maria LW9-1	GER	Run 1:	Int1:	29.29 (25.32)	(8)			2.96	
					Int2:	51.74 (44.73)	(8)	I1-I2:	22.45 (19.41)	(12)	3.96
					Fin:	1:10.44 (1:00.90)	(7)	I2-Fin:	18.70 (16.17)	(12)	4.83
				Run 2:	Int1:	30.57 (26.43)	(4)			2.25	
					Int2:	52.90 (45.73)	(4)	I1-I2:	22.33 (19.30)	(9)	2.81
					Fin:	1:12.69 (1:02.84)	(4)	I2-Fin:	19.79 (17.11)	(9)	3.79
				Total:	Int1:	1:41.01 (1:27.33)	(5)			7.08	
					Int2:	2:03.34 (1:46.63)	(5)			7.64	
					Fin:	2:23.13 (2:03.74)	(5)			8.62	
				6	20	GOSELIN Michaela LW6/8-1	CAN	Run 1:	Int1:	25.62 (24.73)	(7)
Int2:	46.10 (44.50)	(7)	I1-I2:						20.48 (19.77)	(7)	3.73
Fin:	1:03.52 (1:01.31)	(8)	I2-Fin:						17.42 (16.81)	(8)	5.24
Run 2:	Int1:	27.88 (26.91)	(6)							2.73	
	Int2:	48.96 (47.26)	(6)					I1-I2:	21.08 (20.35)	(4)	4.34
	Fin:	1:07.20 (1:04.86)	(6)					I2-Fin:	18.24 (17.60)	(5)	5.81
Total:	Int1:	1:31.40 (1:28.22)	(6)							7.97	
	Int2:	1:52.48 (1:48.57)	(6)							9.58	
	Fin:	2:10.72 (2:06.17)	(6)							11.05	
7	29	HONDO Ammi LW6/8-2	JPN					Run 1:	Int1:	26.04 (26.04)	(10)
				Int2:	46.45 (46.45)	(10)	I1-I2:		20.41 (20.41)	(6)	5.68
				Fin:	1:03.58 (1:03.58)	(10)	I2-Fin:		17.13 (17.13)	(6)	7.51
				Run 2:	Int1:	27.93 (27.93)	(7)			3.75	
					Int2:	49.31 (49.31)	(7)	I1-I2:	21.38 (21.38)	(5)	6.39
					Fin:	1:07.49 (1:07.49)	(7)	I2-Fin:	18.18 (18.18)	(4)	8.44
				Total:	Int1:	1:31.51 (1:31.51)	(7)			11.26	
					Int2:	1:52.89 (1:52.89)	(7)			13.90	
					Fin:	2:11.07 (2:11.07)	(7)			15.95	
				8	25	GUO Jiaxin LW6/8-2	CHN	Run 1:	Int1:	27.54 (27.54)	(12)
Int2:	48.55 (48.55)	(11)	I1-I2:						21.01 (21.01)	(8)	7.78
Fin:	1:06.52 (1:06.52)	(12)	I2-Fin:						17.97 (17.97)	(10)	10.45
Run 2:	Int1:	28.79 (28.79)	(9)							4.61	
	Int2:	50.29 (50.29)	(8)					I1-I2:	21.50 (21.50)	(6)	7.37
	Fin:	1:09.63 (1:09.63)	(9)					I2-Fin:	19.34 (19.34)	(8)	10.58
Total:	Int1:	1:35.31 (1:35.31)	(8)							15.06	
	Int2:	1:56.81 (1:56.81)	(8)							17.82	
	Fin:	2:16.15 (2:16.15)	(8)							21.03	



Performance Analysis by Rank 按排名评价表现

Number of Competitors: 16 Number of NPCs: 11

Rank	Bib	Name Sport Class	NPC Code	Positions			Partials		Difference Time		
				Pos	Time	Rank	Pos	Time		Rank	
9	31	SMETISKO Lucija LW6/8-2	CRO	Run 1:	Int1:	27.15 (27.15)	(11)			4.79	
					Int2:	49.28 (49.28)	(12)	I1-I2:	22.13 (22.13)	(11)	8.51
					Fin:	1:07.34 (1:07.34)	(13)	I2-Fin:	18.06 (18.06)	(11)	11.27
				Run 2:	Int1:	28.46 (28.46)	(8)				4.28
					Int2:	50.34 (50.34)	(9)	I1-I2:	21.88 (21.88)	(8)	7.42
					Fin:	1:09.07 (1:09.07)	(8)	I2-Fin:	18.73 (18.73)	(7)	10.02
				Total:	Int1:	1:35.80 (1:35.80)	(9)				15.55
					Int2:	1:57.68 (1:57.68)	(9)				18.69
					Fin:	2:16.41 (2:16.41)	(9)				21.29
10	24	ANDERSON Rae LW9-1	AUS	Run 1:	Int1:	32.43 (28.03)	(13)			5.67	
					Int2:	57.10 (49.36)	(13)	I1-I2:	24.67 (21.33)	(16)	8.59
					Fin:	1:16.92 (1:06.50)	(11)	I2-Fin:	19.82 (17.14)	(14)	10.43
				Run 2:	Int1:	34.02 (29.41)	(10)				5.23
					Int2:	1:00.26 (52.10)	(10)	I1-I2:	26.24 (22.69)	(13)	9.18
					Fin:	1:22.18 (1:11.05)	(10)	I2-Fin:	21.92 (18.95)	(12)	12.00
				Total:	Int1:	1:50.94 (1:35.91)	(10)				15.66
					Int2:	2:17.18 (1:58.60)	(10)				19.61
					Fin:	2:39.10 (2:17.55)	(10)				22.43
11	35	GASKOVA Vanesa LW5/7-1	SVK	Run 1:	Int1:	29.98 (28.52)	(15)			6.16	
					Int2:	54.14 (51.51)	(16)	I1-I2:	24.16 (22.99)	(15)	10.74
					Fin:	1:13.83 (1:10.24)	(14)	I2-Fin:	19.69 (18.73)	(13)	14.17
				Run 2:	Int1:	31.63 (30.09)	(11)				5.91
					Int2:	55.99 (53.27)	(11)	I1-I2:	24.36 (23.18)	(12)	10.35
					Fin:	1:17.04 (1:13.30)	(11)	I2-Fin:	21.05 (20.03)	(11)	14.25
				Total:	Int1:	1:45.46 (1:40.33)	(11)				20.08
					Int2:	2:09.82 (2:03.51)	(11)				24.52
					Fin:	2:30.87 (2:23.54)	(11)				28.42
12	23	JOHNSON Allie LW6/8-1	USA	Run 1:	Int1:	29.74 (28.70)	(16)			6.34	
					Int2:	52.88 (51.04)	(14)	I1-I2:	23.14 (22.34)	(13)	10.27
					Fin:	1:12.90 (1:10.37)	(15)	I2-Fin:	20.02 (19.33)	(15)	14.30
				Run 2:	Int1:	31.44 (30.34)	(12)				6.16
					Int2:	55.65 (53.71)	(12)	I1-I2:	24.21 (23.37)	(11)	10.79
					Fin:	1:18.10 (1:15.38)	(12)	I2-Fin:	22.45 (21.67)	(13)	16.33
				Total:	Int1:	1:44.34 (1:40.71)	(12)				20.46
					Int2:	2:08.55 (2:04.08)	(12)				25.09
					Fin:	2:31.00 (2:25.75)	(12)				30.63



Performance Analysis by Rank 按排名评价表现

Number of Competitors: 16 Number of NPCs: 11

Rank	Bib	Name Sport Class	NPC Code	Positions			Partials		Difference Time		
				Pos	Time	Rank	Pos	Time		Rank	
13	30	KAMIYAMA Noriko LW9-2	JPN	Run 1:	Int1:	30.53 (28.20)	(14)			5.84	
					Int2:	55.73 (51.48)	(15)	I1-I2:	25.20 (23.28)	(17)	10.71
					Fin:	1:16.29 (1:10.48)	(16)	I2-Fin:	20.56 (19.00)	(17)	14.41
				Run 2:	Int1:	33.05 (30.53)	(13)				6.35
					Int2:	59.47 (54.94)	(13)	I1-I2:	26.42 (24.41)	(14)	12.02
					Fin:	1:21.98 (1:15.74)	(14)	I2-Fin:	22.51 (20.80)	(14)	16.69
				Total:	Int1:	1:49.34 (1:41.01)	(13)				20.76
					Int2:	2:15.76 (2:05.42)	(13)				26.43
					Fin:	2:38.27 (2:26.22)	(13)				31.10
14	33	WANG Qingyun LW6/8-2	CHN	Run 1:	Int1:	30.77 (30.77)	(18)			8.41	
					Int2:	54.33 (54.33)	(17)	I1-I2:	23.56 (23.56)	(14)	13.56
					Fin:	1:14.43 (1:14.43)	(17)	I2-Fin:	20.10 (20.10)	(16)	18.36
				Run 2:	Int1:	31.70 (31.70)	(14)				7.52
					Int2:	55.07 (55.07)	(14)	I1-I2:	23.37 (23.37)	(10)	12.15
					Fin:	1:15.60 (1:15.60)	(13)	I2-Fin:	20.53 (20.53)	(10)	16.55
				Total:	Int1:	1:46.13 (1:46.13)	(14)				25.88
					Int2:	2:09.50 (2:09.50)	(14)				30.51
					Fin:	2:30.03 (2:30.03)	(14)				34.91
15	28	VASPI Sheyne LW2	ISR	Run 1:	Int1:	36.21 (31.82)	(20)			9.46	
					Int2:	1:05.55 (57.60)	(20)	I1-I2:	29.34 (25.78)	(20)	16.83
					Fin:	1:29.75 (1:18.87)	(19)	I2-Fin:	24.20 (21.27)	(20)	22.80
				Run 2:	Int1:	40.03 (35.17)	(16)				10.99
					Int2:	1:08.71 (1:00.38)	(15)	I1-I2:	28.68 (25.21)	(15)	17.46
					Fin:	1:33.67 (1:22.31)	(15)	I2-Fin:	24.96 (21.93)	(15)	23.26
				Total:	Int1:	2:09.78 (1:54.04)	(16)				33.79
					Int2:	2:38.46 (2:19.25)	(15)				40.26
					Fin:	3:03.42 (2:41.18)	(15)				46.06
16	36	KAZAZIC Ilma LW3	BIH	Run 1:	Int1:	34.81 (31.71)	(19)			9.35	
					Int2:	1:02.97 (57.37)	(19)	I1-I2:	28.16 (25.66)	(19)	16.60
					Fin:	1:26.68 (1:18.97)	(20)	I2-Fin:	23.71 (21.60)	(19)	22.90
				Run 2:	Int1:	38.15 (34.75)	(15)				10.57
					Int2:	1:07.27 (1:01.28)	(16)	I1-I2:	29.12 (26.53)	(16)	18.36
					Fin:	1:32.67 (1:24.43)	(16)	I2-Fin:	25.40 (23.15)	(16)	25.38
				Total:	Int1:	2:04.83 (1:53.72)	(15)				33.47
					Int2:	2:33.95 (2:20.25)	(16)				41.26
					Fin:	2:59.35 (2:43.40)	(16)				48.28



Performance Analysis by Rank
按排名评价表现

Number of Competitors: 16 Number of NPCs: 11

Rank	Bib	Name Sport Class	NPC Code	Positions			Partials		Difference Time
				Pos	Time	Rank	Pos	Time	

Intermediate Time Positions : Int. 1 = Inter1 Int. 2 = Inter2

Legend:						
Fin	Finish	Int	Intermediate	Ix	Intermediate x	
Pos.	Intermediate or speed position					



Results 成绩

Jury

Technical Delegate	PALOVICOVA Jana	SVK
WPAS Race Director	SKUTELJ SVETIC Anja	WPAS
Chief of Race	LIU Jin	CHN
Referee	PEARL Rayan	AUS
Start Referee	SAWANO Hiroshi	JPN
Finish Referee	DOJCINOVIC Jelena	BIH

Video Controller	SAWICKI Ozzie	CAN
WPAS OVR Race Administrator	NEMCIC Ivan	WPAS

Race Information Run 1

Course Setter	MARSHALL William	CAN
Gates/Turning Gates	38/37	
Start Time	8:30	

Technical Data

Course Name	Ice River
Start Altitude	1863m
Finish Altitude	1501m
Vertical Drop	362m
WPAS Homologation Number	13888/12/20

Race Information Run 2

Course Setter	McALLISTER Tony	USA
Gates/Turning Gates		
Start Time	12:00	

Number of Competitors: 13 Number of NPCs: 8

Rank	Bib Name	Sport Class	YB	NPC Code	IT1	IT2	Result	Diff.
1	39 LIU Sitong	LW12-2	1994	CHN	25.02	44.77	1:00.72	
2	38 MURAOKA Momoka	LW10-2	1997	JPN	25.92	46.36	1:01.76	1.04
3	40 van BERGEN Barbara	LW11	1978	NED	25.66	45.62	1:02.15	1.43
4	41 FORSTER Anna-Lena	LW12-1	1995	GER	26.77	47.46	1:04.17	3.45
5	43 ZHANG Wenjing	LW12-1	2002	CHN	25.40	46.19	1:05.21	4.49
6	46 ZHANG Haiyuan	LW12-2	1977	CHN	27.59	48.68	1:06.62	5.90
7	48 HAN Shasha	LW12-1	1990	CHN	28.41	51.29	1:09.88	9.16
8	44 COMBALUZIER Katie	LW12-1	1994	CAN	30.19	53.16	1:11.57	10.85
9	45 BROWNLEE Shona	LW12-2	1979	GBR	29.69	54.01	1:14.20	13.48
10	50 LAURILA Maiju	LW12-1	1980	FIN	32.15	1:00.24	1:23.25	22.53

DID NOT FINISH RUN 1: 3 competitors

42 TANAKA Yoshiko	LW12-2	1975	JPN
47 HARADA Norika	LW12-1	1982	JPN
49 HUNDERT Sarah	LW10-2	1991	LIE

Forerunners:

Run 1:	A - GUO Quing	CHN	B - ZHU Yanan	CHN	C - ZHANG Yuying	CHN
Run 2:	A - GUO Quing	CHN	B - ZHU Yanan	CHN	C - ZHANG Yuying	CHN

Conditions on course:

Run 1	FOG	Snow:	SPRING CONDITIONS	Temperature - Start:	2°C	Temperature - Finish:	4°C
-------	-----	-------	-------------------	----------------------	-----	-----------------------	-----

Legend:

Diff.	Difference	IT1	Intermediate time 1	IT2	Intermediate time 2	YB	Year of Birth
-------	------------	-----	---------------------	-----	---------------------	----	---------------



Results 成绩

Jury

Technical Delegate	PALOVICOVA Jana	SVK
WPAS Race Director	SKUTELJ SVETIC Anja	WPAS
Chief of Race	LIU Jin	CHN
Referee	PEARL Rayan	AUS
Start Referee	SAWANO Hiroshi	JPN
Finish Referee	DOJCINOVIC Jelena	BIH

Video Controller	SAWICKI Ozzie	CAN
WPAS OVR Race Administrator	NEMCIC Ivan	WPAS

Race Information Run 1

Course Setter	MARSHALL William	CAN
Gates/Turning Gates	38/37	
Start Time	8:30	

Number of Competitors: 13 Number of NPCs: 8

Technical Data

Course Name	Ice River
Start Altitude	1863m
Finish Altitude	1501m
Vertical Drop	362m
WPAS Homologation Number	13888/12/20

Race Information Run 2

Course Setter	McALLISTER Tony	USA
Gates/Turning Gates	39/38	
Start Time	12:00	

Rank	Bib Name	Sport Class	YB	NPC Code	Run 1	IT1	IT2	Run 2	Result	Diff.	Race Pts.
1	38 MURAOKA Momoka	LW10-2	1997	JPN	1:01.76 (2)	24.86	44.46	1:00.51 (1)	2:02.27		0.00
2	39 LIU Sitong	LW12-2	1994	CHN	1:00.72 (1)	28.59	50.89	1:08.83 (4)	2:09.55	7.28	60.14
3	43 ZHANG Wenjing	LW12-1	2002	CHN	1:05.21 (5)	27.90	48.64	1:05.71 (2)	2:10.92	8.65	71.45
4	41 FORSTER Anna-Lena	LW12-1	1995	GER	1:04.17 (4)	27.86	48.64	1:06.81 (3)	2:10.98	8.71	71.95
5	40 van BERGEN Barbara	LW11	1978	NED	1:02.15 (3)	30.28	51.66	1:09.65 (5)	2:11.80	9.53	78.72
6	46 ZHANG Haiyuan	LW12-2	1977	CHN	1:06.62 (6)	30.83	54.07	1:14.37 (6)	2:20.99	18.72	154.63
7	48 HAN Shasha	LW12-1	1990	CHN	1:09.88 (7)	31.44	55.14	1:15.37 (7)	2:25.25	22.98	189.82
8	44 COMBALUZIER Katie	LW12-1	1994	CAN	1:11.57 (8)	32.90	56.79	1:16.70 (8)	2:28.27	26.00	214.77
9	45 BROWNLEE Shona	LW12-2	1979	GBR	1:14.20 (9)	31.26	56.29	1:17.88 (9)	2:32.08	29.81	246.24
10	50 LAURILA Maiju	LW12-1	1980	FIN	1:23.25 (10)	36.84	1:03.95	1:27.98 (10)	2:51.23	48.96	404.43

DID NOT FINISH RUN 1: 3 competitors

42 TANAKA Yoshiko	LW12-2	1975	JPN
47 HARADA Norika	LW12-1	1982	JPN
49 HUNDERT Sarah	LW10-2	1991	LIE

Forerunners:

Run 1:	A - GUO Quing	CHN	B - ZHU Yanan	CHN	C - ZHANG Yuying	CHN
Run 2:	A - GUO Quing	CHN	B - ZHU Yanan	CHN	C - ZHANG Yuying	CHN

Conditions on course:

Run 1	FOG	Snow:	SPRING CONDITIONS	Temperature - Start:	2°C	Temperature - Finish:	4°C
Run 2	MOSTLY CLOUDY	Snow:	SPRING CONDITIONS	Temperature - Start:	0°C	Temperature - Finish:	2°C

Legend:

Diff.	Difference	IT1	Intermediate time 1	IT2	Intermediate time 2	YB	Year of Birth
-------	------------	-----	---------------------	-----	---------------------	----	---------------



Performance Analysis by Rank 按排名评价表现

Number of Competitors: 10 Number of NPCs: 7

Rank	Bib	Name Sport Class	NPC Code	Positions			Partials		Difference Time		
				Pos	Time	Rank	Pos	Time		Rank	
1	38	MURAOKA Momoka LW10-2	JPN	Run 1:	Int1:	32.30 (25.92)	(4)			0.90	
					Int2:	57.77 (46.36)	(4)	I1-I2:	25.47 (20.44)	(6)	1.59
					Fin:	1:16.97 (1:01.76)	(2)	I2-Fin:	19.20 (15.40)	(2)	1.04
				Run 2:	Int1:	30.99 (24.86)	(1)				0.00
					Int2:	55.41 (44.46)	(1)	I1-I2:	24.42 (19.60)	(1)	0.00
					Fin:	1:15.41 (1:00.51)	(1)	I2-Fin:	20.00 (16.05)	(1)	0.00
				Total:	Int1:	1:47.96 (1:26.62)	(1)				0.00
					Int2:	2:12.38 (1:46.22)	(1)				0.00
					Fin:	2:32.38 (2:02.27)	(1)				0.00
2	39	LIU Sitong LW12-2	CHN	Run 1:	Int1:	29.74 (25.02)	(1)			0.00	
					Int2:	53.22 (44.77)	(1)	I1-I2:	23.48 (19.75)	(1)	0.00
					Fin:	1:12.18 (1:00.72)	(1)	I2-Fin:	18.96 (15.95)	(1)	0.00
				Run 2:	Int1:	33.99 (28.59)	(4)				3.73
					Int2:	1:00.49 (50.89)	(4)	I1-I2:	26.50 (22.30)	(5)	6.43
					Fin:	1:21.82 (1:08.83)	(4)	I2-Fin:	21.33 (17.94)	(3)	8.32
				Total:	Int1:	1:46.17 (1:29.31)	(2)				2.69
					Int2:	2:12.67 (1:51.61)	(2)				5.39
					Fin:	2:34.00 (2:09.55)	(2)				7.28
3	43	ZHANG Wenjing LW12-1	CHN	Run 1:	Int1:	30.40 (25.40)	(2)			0.38	
					Int2:	55.28 (46.19)	(3)	I1-I2:	24.88 (20.79)	(4)	1.42
					Fin:	1:18.04 (1:05.21)	(5)	I2-Fin:	22.76 (19.02)	(8)	4.49
				Run 2:	Int1:	33.40 (27.90)	(3)				3.04
					Int2:	58.22 (48.64)	(2)	I1-I2:	24.82 (20.74)	(2)	4.18
					Fin:	1:18.65 (1:05.71)	(2)	I2-Fin:	20.43 (17.07)	(2)	5.20
				Total:	Int1:	1:51.44 (1:33.11)	(5)				6.49
					Int2:	2:16.26 (1:53.85)	(5)				7.63
					Fin:	2:36.69 (2:10.92)	(3)				8.65
4	41	FORSTER Anna-Lena LW12-1	GER	Run 1:	Int1:	32.04 (26.77)	(5)			1.75	
					Int2:	56.80 (47.46)	(5)	I1-I2:	24.76 (20.69)	(3)	2.69
					Fin:	1:16.80 (1:04.17)	(4)	I2-Fin:	20.00 (16.71)	(3)	3.45
				Run 2:	Int1:	33.35 (27.86)	(2)				3.00
					Int2:	58.21 (48.64)	(2)	I1-I2:	24.86 (20.78)	(3)	4.18
					Fin:	1:19.96 (1:06.81)	(3)	I2-Fin:	21.75 (18.17)	(4)	6.30
				Total:	Int1:	1:50.15 (1:32.03)	(3)				5.41
					Int2:	2:15.01 (1:52.81)	(3)				6.59
					Fin:	2:36.76 (2:10.98)	(4)				8.71



Performance Analysis by Rank 按排名评价表现

Number of Competitors: 10 Number of NPCs: 7

Rank	Bib	Name Sport Class	NPC Code	Positions			Partials		Difference Time		
				Pos	Time	Rank	Pos	Time		Rank	
5	40	van BERGEN Barbara LW11	NED	Run 1:	Int1:	31.65 (25.66)	(3)			0.64	
					Int2:	56.26 (45.62)	(2)	I1-I2:	24.61 (19.96)	(2)	0.85
					Fin:	1:16.64 (1:02.15)	(3)	I2-Fin:	20.38 (16.53)	(4)	1.43
				Run 2:	Int1:	37.34 (30.28)	(5)				5.42
					Int2:	1:03.70 (51.66)	(5)	I1-I2:	26.36 (21.38)	(4)	7.20
					Fin:	1:25.89 (1:09.65)	(5)	I2-Fin:	22.19 (17.99)	(5)	9.14
				Total:	Int1:	1:53.98 (1:32.43)	(4)				5.81
					Int2:	2:20.34 (1:53.81)	(4)				7.59
					Fin:	2:42.53 (2:11.80)	(5)				9.53
6	46	ZHANG Haiyuan LW12-2	CHN	Run 1:	Int1:	32.80 (27.59)	(6)			2.57	
					Int2:	57.87 (48.68)	(6)	I1-I2:	25.07 (21.09)	(5)	3.91
					Fin:	1:19.19 (1:06.62)	(6)	I2-Fin:	21.32 (17.94)	(5)	5.90
				Run 2:	Int1:	36.65 (30.83)	(6)				5.97
					Int2:	1:04.27 (54.07)	(6)	I1-I2:	27.62 (23.24)	(6)	9.61
					Fin:	1:28.40 (1:14.37)	(6)	I2-Fin:	24.13 (20.30)	(7)	13.86
				Total:	Int1:	1:55.84 (1:37.45)	(6)				10.83
					Int2:	2:23.46 (2:00.69)	(6)				14.47
					Fin:	2:47.59 (2:20.99)	(6)				18.72
7	48	HAN Shasha LW12-1	CHN	Run 1:	Int1:	34.01 (28.41)	(7)			3.39	
					Int2:	1:01.39 (51.29)	(7)	I1-I2:	27.38 (22.88)	(7)	6.52
					Fin:	1:23.64 (1:09.88)	(7)	I2-Fin:	22.25 (18.59)	(7)	9.16
				Run 2:	Int1:	37.63 (31.44)	(8)				6.58
					Int2:	1:06.00 (55.14)	(7)	I1-I2:	28.37 (23.70)	(7)	10.68
					Fin:	1:30.20 (1:15.37)	(7)	I2-Fin:	24.20 (20.23)	(8)	14.86
				Total:	Int1:	2:01.27 (1:41.32)	(7)				14.70
					Int2:	2:29.64 (2:05.02)	(7)				18.80
					Fin:	2:53.84 (2:25.25)	(7)				22.98
8	44	COMBALUZIER Katie LW12-1	CAN	Run 1:	Int1:	36.13 (30.19)	(9)			5.17	
					Int2:	1:03.63 (53.16)	(8)	I1-I2:	27.50 (22.97)	(8)	8.39
					Fin:	1:25.66 (1:11.57)	(8)	I2-Fin:	22.03 (18.41)	(6)	10.85
				Run 2:	Int1:	39.38 (32.90)	(9)				8.04
					Int2:	1:07.97 (56.79)	(9)	I1-I2:	28.59 (23.89)	(8)	12.33
					Fin:	1:31.80 (1:16.70)	(8)	I2-Fin:	23.83 (19.91)	(6)	16.19
				Total:	Int1:	2:05.04 (1:44.47)	(8)				17.85
					Int2:	2:33.63 (2:08.36)	(8)				22.14
					Fin:	2:57.46 (2:28.27)	(8)				26.00



Performance Analysis by Rank

按排名评价表现

Number of Competitors: 10 Number of NPCs: 7

Rank	Bib	Name <small>Sport Class</small>	NPC Code	Positions			Partials		Difference Time		
				Pos	Time	Rank	Pos	Time		Rank	
9	45	BROWNLEE Shona <small>LW12-2</small>	GBR	Run 1:	Int1:	35.30 (29.69)	(8)			4.67	
					Int2:	1:04.20 (54.01)	(9)	I1-I2:	28.90 (24.32)	(9)	9.24
					Fin:	1:28.20 (1:14.20)	(9)	I2-Fin:	24.00 (20.19)	(9)	13.48
				Run 2:	Int1:	37.16 (31.26)	(7)				6.40
					Int2:	1:06.92 (56.29)	(8)	I1-I2:	29.76 (25.03)	(9)	11.83
					Fin:	1:32.58 (1:17.88)	(9)	I2-Fin:	25.66 (21.59)	(9)	17.37
				Total:	Int1:	2:05.36 (1:45.46)	(9)				18.84
					Int2:	2:35.12 (2:10.49)	(9)				24.27
					Fin:	3:00.78 (2:32.08)	(9)				29.81
10	50	LAURILA Maiju <small>LW12-1</small>	FIN	Run 1:	Int1:	38.48 (32.15)	(10)			7.13	
					Int2:	1:12.10 (1:00.24)	(10)	I1-I2:	33.62 (28.09)	(10)	15.47
					Fin:	1:39.63 (1:23.25)	(10)	I2-Fin:	27.53 (23.01)	(10)	22.53
				Run 2:	Int1:	44.10 (36.84)	(10)				11.98
					Int2:	1:16.54 (1:03.95)	(10)	I1-I2:	32.44 (27.11)	(10)	19.49
					Fin:	1:45.30 (1:27.98)	(10)	I2-Fin:	28.76 (24.03)	(10)	27.47
				Total:	Int1:	2:23.73 (2:00.09)	(10)				33.47
					Int2:	2:56.17 (2:27.20)	(10)				40.98
					Fin:	3:24.93 (2:51.23)	(10)				48.96

Intermediate Time Positions : Int. 1 = Inter1 Int. 2 = Inter2

Legend:	
Fin	Finish
Pos.	Intermediate or speed position
Int	Intermediate
Ix	Intermediate x



Results 成绩

Jury

Technical Delegate	PALOVICOVA Jana	SVK
WPAS Race Director	SKUTELJ SVETIC Anja	WPAS
Chief of Race	LIU Jin	CHN
Referee	PEARL Rayan	AUS
Start Referee	SAWANO Hiroshi	JPN
Finish Referee	DOJCINOVIC Jelena	BIH

Video Controller	SAWICKI Ozzie	CAN
WPAS OVR Race Administrator	NEMCIC Ivan	WPAS

Race Information Run 1

Course Setter	MARSHALL William	CAN
Gates/Turning Gates	38/37	
Start Time	8:30	

Technical Data

Course Name	Ice River
Start Altitude	1863m
Finish Altitude	1501m
Vertical Drop	362m
WPAS Homologation Number	13888/12/20

Race Information Run 2

Course Setter	McALLISTER Tony	USA
Gates/Turning Gates		
Start Time	12:00	

Number of Competitors: 15 Number of NPCs: 10

Rank	Bib Name	Sport Class	YB	NPC Code	IT1	IT2	Result	Diff.
1	12 AIGNER Veronika Guide: AIGNER Elisabeth	B2	2003	AUT	21.85	39.62	54.08	
2	11 ZHU Daqing Guide: YAN Hanhan	B2	1990	CHN	22.44	41.25	57.09	3.01
3	3 AIGNER Barbara Guide: SYKORA Klara	B2	2005	AUT	23.71	42.86	58.04	3.96
4	5 STARY Elina Guide: ARTHOFER Celine	B2	2006	AUT	23.99	43.07	58.82	4.74
5	7 REXOVA Alexandra Guide: TRAJCIKOVA Eva	B2	2005	SVK	24.04	43.93	59.76	5.68
6	8 PERRINE Melissa Guide: KELLY Bobbi	B2	1988	AUS	24.74	44.89	1:02.13	8.05
7	9 FITZPATRICK Menna Guide: SMITH Gary	B2	1998	GBR	25.31	46.35	1:02.78	8.70
8	10 VOZZA Martina Guide: SABIDUSSI Ylenia	B2	2004	ITA	25.43	46.26	1:03.20	9.12
9	1 KNIGHT Millie Guide: WILD Brett	B2	1999	GBR	25.65	46.49	1:03.35	9.27
10	4 RISTAU Noemi Ewa Guide: BRENZEL Paula Elia	B2	1991	GER	25.48	46.48	1:03.94	9.86
11	13 CHOI Sara Guide: KIM Yooseong	B2	2003	KOR	26.95	48.69	1:06.71	12.63
12	15 Le BON Linda Guide: GILOT Ulla	B2	1964	BEL	27.96	50.45	1:08.56	14.48
13	14 UMSTEAD Danelle Guide: UMSTEAD Rob	B2	1972	USA	31.00	55.74	1:15.62	21.54

DID NOT FINISH RUN 1: 2 competitors

2 FARKASOVA Henrieta Guide: CERVEN Michal	B3	1986	SVK
6 MAZZEL Chiara Guide: CASAL Fabrizio	B2	1996	ITA

Forerunners:

Run 1:	A - GUO Quing	CHN	B - ZHU Yanan	CHN	C - ZHANG Yuying	CHN
Run 2:	A - GUO Quing	CHN	B - ZHU Yanan	CHN	C - ZHANG Yuying	CHN

Conditions on course:

Run 1	FOG	Snow:	SPRING CONDITIONS	Temperature - Start:	2°C	Temperature - Finish:	4°C
-------	-----	-------	-------------------	----------------------	-----	-----------------------	-----

Legend:

Diff.	Difference	IT1	Intermediate time 1	IT2	Intermediate time 2	YB	Year of Birth
-------	------------	-----	---------------------	-----	---------------------	----	---------------



Results 成绩

Jury

Technical Delegate	PALOVICOVA Jana	SVK
WPAS Race Director	SKUTELJ SVETIC Anja	WPAS
Chief of Race	LIU Jin	CHN
Referee	PEARL Rayan	AUS
Start Referee	SAWANO Hiroshi	JPN
Finish Referee	DOJCINOVIC Jelena	BIH

Video Controller	SAWICKI Ozzie	CAN
WPAS OVR Race Administrator	NEMCIC Ivan	WPAS

Race Information Run 1

Course Setter	MARSHALL William	CAN
Gates/Turning Gates	38/37	
Start Time	8:30	

Technical Data

Course Name	Ice River
Start Altitude	1863m
Finish Altitude	1501m
Vertical Drop	362m
WPAS Homologation Number	13888/12/20

Race Information Run 2

Course Setter	McALLISTER Tony	USA
Gates/Turning Gates	39/38	
Start Time	12:00	

Number of Competitors: 15 Number of NPCs: 10

Rank	Bib Name	Sport Class	YB	NPC Code	Run 1	IT1	IT2	Run 2	Result	Diff.	Race Pts.
1	12 AIGNER Veronika Guide: AIGNER Elisabeth	B2	2003	AUT	54.08 (1)	24.22	42.50	58.46 (1)	1:52.54		0.00
2	11 ZHU Daqing Guide: YAN Hanhan	B2	1990	CHN	57.09 (2)	25.33	45.62	1:02.76 (5)	1:59.85	7.31	65.60
3	3 AIGNER Barbara Guide: SYKORA Klara	B2	2005	AUT	58.04 (3)	25.71	45.20	1:01.89 (2)	1:59.93	7.39	66.32
4	5 STARY Elina Guide: ARTHOFER Celine	B2	2006	AUT	58.82 (4)	25.85	45.25	1:02.13 (3)	2:00.95	8.41	75.48
5	7 REXOVA Alexandra Guide: TRAJCIKOVA Eva	B2	2005	SVK	59.76 (5)	25.49	45.47	1:02.26 (4)	2:02.02	9.48	85.08
6	8 PERRINE Melissa Guide: KELLY Bobbi	B2	1988	AUS	1:02.13 (6)	26.71	46.94	1:04.88 (6)	2:07.01	14.47	129.86
7	9 FITZPATRICK Menna Guide: SMITH Gary	B2	1998	GBR	1:02.78 (7)	27.07	47.43	1:04.89 (7)	2:07.67	15.13	135.79
8	10 VOZZA Martina Guide: SABIDUSSI Ylenia	B2	2004	ITA	1:03.20 (8)	26.91	47.63	1:05.63 (8)	2:08.83	16.29	146.20
9	1 KNIGHT Millie Guide: WILD Brett	B2	1999	GBR	1:03.35 (9)	27.45	49.39	1:07.98 (9)	2:11.33	18.79	168.63
10	4 RISTAU Noemi Ewa Guide: BRENZEL Paula Elia	B2	1991	GER	1:03.94(10)	28.42	50.12	1:08.64(11)	2:12.58	20.04	179.85
11	13 CHOI Sara Guide: KIM Yooseong	B2	2003	KOR	1:06.71(11)	27.25	49.68	1:08.53(10)	2:15.24	22.70	203.72
12	15 Le BON Linda Guide: GILOT Ulla	B2	1964	BEL	1:08.56(12)	29.42	51.67	1:10.07(12)	2:18.63	26.09	234.15
13	14 UMSTEAD Danelle Guide: UMSTEAD Rob	B2	1972	USA	1:15.62(13)	33.31	58.09	1:18.62(13)	2:34.24	41.70	374.24

DID NOT FINISH RUN 1: 2 competitors

2 FARKASOVA Henrieta Guide: CERVEN Michal	B3	1986	SVK
6 MAZZEL Chiara Guide: CASAL Fabrizio	B2	1996	ITA

Forerunners:

Run 1:	A - GUO Quing	CHN	B - ZHU Yanan	CHN	C - ZHANG Yuying	CHN
Run 2:	A - GUO Quing	CHN	B - ZHU Yanan	CHN	C - ZHANG Yuying	CHN

Conditions on course:

Run 1	FOG	Snow:	SPRING CONDITIONS	Temperature - Start:	2°C	Temperature - Finish:	4°C
Run 2	MOSTLY CLOUDY	Snow:	SPRING CONDITIONS	Temperature - Start:	0°C	Temperature - Finish:	2°C

Legend:

Diff.	Difference	IT1	Intermediate time 1	IT2	Intermediate time 2	YB	Year of Birth
-------	------------	-----	---------------------	-----	---------------------	----	---------------



Performance Analysis by Rank 按排名评价表现

Number of Competitors: 13 Number of NPCs: 10

Rank	Bib	Name Sport Class	NPC Code	Positions			Partials		Difference Time		
				Pos	Time	Rank	Pos	Time		Rank	
1	12	AIGNER Veronika B2	AUT	Run 1:	Int1:	25.20 (21.85)	(1)			0.00	
					Int2:	45.70 (39.62)	(1)	I1-I2:	20.50 (17.77)	(1)	0.00
					Fin:	1:02.37 (54.08)	(1)	I2-Fin:	16.67 (14.46)	(1)	0.00
				Run 2:	Int1:	27.94 (24.22)	(1)				0.00
					Int2:	49.02 (42.50)	(1)	I1-I2:	21.08 (18.28)	(1)	0.00
					Fin:	1:07.43 (58.46)	(1)	I2-Fin:	18.41 (15.96)	(1)	0.00
				Total:	Int1:	1:30.31 (1:18.30)	(1)				0.00
					Int2:	1:51.39 (1:36.58)	(1)				0.00
					Fin:	2:09.80 (1:52.54)	(1)				0.00
				2	11	ZHU Daqing B2	CHN	Run 1:	Int1:	25.88 (22.44)	(2)
Int2:	47.58 (41.25)	(2)	I1-I2:						21.70 (18.81)	(2)	1.63
Fin:	1:05.85 (57.09)	(2)	I2-Fin:						18.27 (15.84)	(5)	3.01
Run 2:	Int1:	29.22 (25.33)	(2)								1.11
	Int2:	52.62 (45.62)	(5)					I1-I2:	23.40 (20.29)	(6)	3.12
	Fin:	1:12.38 (1:02.76)	(5)					I2-Fin:	19.76 (17.14)	(5)	4.30
Total:	Int1:	1:35.07 (1:22.42)	(2)								4.12
	Int2:	1:58.47 (1:42.71)	(2)								6.13
	Fin:	2:18.23 (1:59.85)	(2)								7.31
3	3	AIGNER Barbara B2	AUT					Run 1:	Int1:	27.35 (23.71)	(3)
				Int2:	49.43 (42.86)	(3)	I1-I2:		22.08 (19.15)	(4)	3.24
				Fin:	1:06.94 (58.04)	(3)	I2-Fin:		17.51 (15.18)	(2)	3.96
				Run 2:	Int1:	29.66 (25.71)	(4)				1.49
					Int2:	52.13 (45.20)	(2)	I1-I2:	22.47 (19.49)	(3)	2.70
					Fin:	1:11.38 (1:01.89)	(2)	I2-Fin:	19.25 (16.69)	(2)	3.43
				Total:	Int1:	1:36.60 (1:23.75)	(3)				5.45
					Int2:	1:59.07 (1:43.24)	(3)				6.66
					Fin:	2:18.32 (1:59.93)	(3)				7.39
				4	5	STARY Elina B2	AUT	Run 1:	Int1:	27.67 (23.99)	(4)
Int2:	49.68 (43.07)	(4)	I1-I2:						22.01 (19.08)	(3)	3.45
Fin:	1:07.84 (58.82)	(4)	I2-Fin:						18.16 (15.75)	(3)	4.74
Run 2:	Int1:	29.82 (25.85)	(5)								1.63
	Int2:	52.19 (45.25)	(3)					I1-I2:	22.37 (19.40)	(2)	2.75
	Fin:	1:11.66 (1:02.13)	(3)					I2-Fin:	19.47 (16.88)	(4)	3.67
Total:	Int1:	1:37.66 (1:24.67)	(4)								6.37
	Int2:	2:00.03 (1:44.07)	(4)								7.49
	Fin:	2:19.50 (2:00.95)	(4)								8.41



Performance Analysis by Rank 按排名评价表现

Number of Competitors: 13 Number of NPCs: 10

Rank	Bib	Name Sport Class	NPC Code	Positions			Partials		Difference Time		
				Run	Pos	Time	Rank	Time		Rank	
5	7	REXOVA Alexandra B2	SVK	Run 1:	Int1:	27.73 (24.04)	(5)			2.19	
					Int2:	50.67 (43.93)	(5)	I1-I2:	22.94 (19.89)	(5)	4.31
					Fin:	1:08.92 (59.76)	(5)	I2-Fin:	18.25 (15.83)	(4)	5.68
				Run 2:	Int1:	29.40 (25.49)	(3)				1.27
					Int2:	52.45 (45.47)	(4)	I1-I2:	23.05 (19.98)	(4)	2.97
					Fin:	1:11.81 (1:02.26)	(4)	I2-Fin:	19.36 (16.79)	(3)	3.80
				Total:	Int1:	1:38.32 (1:25.25)	(5)				6.95
					Int2:	2:01.37 (1:45.23)	(5)				8.65
					Fin:	2:20.73 (2:02.02)	(5)				9.48
6	8	PERRINE Melissa B2	AUS	Run 1:	Int1:	28.54 (24.74)	(6)			2.89	
					Int2:	51.78 (44.89)	(6)	I1-I2:	23.24 (20.15)	(6)	5.27
					Fin:	1:11.66 (1:02.13)	(6)	I2-Fin:	19.88 (17.24)	(9)	8.05
				Run 2:	Int1:	30.81 (26.71)	(6)				2.49
					Int2:	54.14 (46.94)	(6)	I1-I2:	23.33 (20.23)	(5)	4.44
					Fin:	1:14.83 (1:04.88)	(6)	I2-Fin:	20.69 (17.94)	(7)	6.42
				Total:	Int1:	1:42.47 (1:28.84)	(6)				10.54
					Int2:	2:05.80 (1:49.07)	(6)				12.49
					Fin:	2:26.49 (2:07.01)	(6)				14.47
7	9	FITZPATRICK Menna B2	GBR	Run 1:	Int1:	29.20 (25.31)	(7)			3.46	
					Int2:	53.46 (46.35)	(8)	I1-I2:	24.26 (21.04)	(10)	6.73
					Fin:	1:12.41 (1:02.78)	(7)	I2-Fin:	18.95 (16.43)	(6)	8.70
				Run 2:	Int1:	31.23 (27.07)	(8)				2.85
					Int2:	54.70 (47.43)	(7)	I1-I2:	23.47 (20.36)	(7)	4.93
					Fin:	1:14.84 (1:04.89)	(7)	I2-Fin:	20.14 (17.46)	(6)	6.43
				Total:	Int1:	1:43.64 (1:29.85)	(7)				11.55
					Int2:	2:07.11 (1:50.21)	(7)				13.63
					Fin:	2:27.25 (2:07.67)	(7)				15.13
8	10	VOZZA Martina B2	ITA	Run 1:	Int1:	29.33 (25.43)	(8)			3.58	
					Int2:	53.36 (46.26)	(7)	I1-I2:	24.03 (20.83)	(7)	6.64
					Fin:	1:12.89 (1:03.20)	(8)	I2-Fin:	19.53 (16.94)	(8)	9.12
				Run 2:	Int1:	31.04 (26.91)	(7)				2.69
					Int2:	54.94 (47.63)	(8)	I1-I2:	23.90 (20.72)	(8)	5.13
					Fin:	1:15.70 (1:05.63)	(8)	I2-Fin:	20.76 (18.00)	(8)	7.17
				Total:	Int1:	1:43.93 (1:30.11)	(8)				11.81
					Int2:	2:07.83 (1:50.83)	(8)				14.25
					Fin:	2:28.59 (2:08.83)	(8)				16.29



Performance Analysis by Rank 按排名评价表现

Number of Competitors: 13 Number of NPCs: 10

Rank	Bib	Name Sport Class	NPC Code	Positions			Partials		Difference Time		
				Run	Pos	Time	Rank	Time		Rank	
9	1	KNIGHT Millie B2	GBR	Run 1:	Int1:	29.59 (25.65)	(10)			3.80	
					Int2:	53.62 (46.49)	(10)	I1-I2:	24.03 (20.84)	(7)	6.87
					Fin:	1:13.06 (1:03.35)	(9)	I2-Fin:	19.44 (16.86)	(7)	9.27
				Run 2:	Int1:	31.66 (27.45)	(10)			3.23	
					Int2:	56.96 (49.39)	(9)	I1-I2:	25.30 (21.94)	(10)	6.89
					Fin:	1:18.40 (1:07.98)	(9)	I2-Fin:	21.44 (18.59)	(11)	9.52
				Total:	Int1:	1:44.72 (1:30.80)	(9)			12.50	
					Int2:	2:10.02 (1:52.74)	(9)			16.16	
					Fin:	2:31.46 (2:11.33)	(9)			18.79	
10	4	RISTAU Noemi Ewa B2	GER	Run 1:	Int1:	29.39 (25.48)	(9)			3.63	
					Int2:	53.61 (46.48)	(9)	I1-I2:	24.22 (21.00)	(9)	6.86
					Fin:	1:13.75 (1:03.94)	(10)	I2-Fin:	20.14 (17.46)	(10)	9.86
				Run 2:	Int1:	32.78 (28.42)	(11)			4.20	
					Int2:	57.81 (50.12)	(11)	I1-I2:	25.03 (21.70)	(9)	7.62
					Fin:	1:19.17 (1:08.64)	(11)	I2-Fin:	21.36 (18.52)	(10)	10.18
				Total:	Int1:	1:46.53 (1:32.36)	(10)			14.06	
					Int2:	2:11.56 (1:54.06)	(10)			17.48	
					Fin:	2:32.92 (2:12.58)	(10)			20.04	
11	13	CHOI Sara B2	KOR	Run 1:	Int1:	31.09 (26.95)	(11)			5.10	
					Int2:	56.16 (48.69)	(11)	I1-I2:	25.07 (21.74)	(11)	9.07
					Fin:	1:16.94 (1:06.71)	(11)	I2-Fin:	20.78 (18.02)	(11)	12.63
				Run 2:	Int1:	31.43 (27.25)	(9)			3.03	
					Int2:	57.30 (49.68)	(10)	I1-I2:	25.87 (22.43)	(12)	7.18
					Fin:	1:19.04 (1:08.53)	(10)	I2-Fin:	21.74 (18.85)	(12)	10.07
				Total:	Int1:	1:48.37 (1:33.96)	(11)			15.66	
					Int2:	2:14.24 (1:56.39)	(11)			19.81	
					Fin:	2:35.98 (2:15.24)	(11)			22.70	
12	15	Le BON Linda B2	BEL	Run 1:	Int1:	32.25 (27.96)	(12)			6.11	
					Int2:	58.19 (50.45)	(12)	I1-I2:	25.94 (22.49)	(12)	10.83
					Fin:	1:19.07 (1:08.56)	(12)	I2-Fin:	20.88 (18.11)	(12)	14.48
				Run 2:	Int1:	33.93 (29.42)	(12)			5.20	
					Int2:	59.60 (51.67)	(12)	I1-I2:	25.67 (22.25)	(11)	9.17
					Fin:	1:20.81 (1:10.07)	(12)	I2-Fin:	21.21 (18.40)	(9)	11.61
				Total:	Int1:	1:53.00 (1:37.98)	(12)			19.68	
					Int2:	2:18.67 (2:00.23)	(12)			23.65	
					Fin:	2:39.88 (2:18.63)	(12)			26.09	



Performance Analysis by Rank

按排名评价表现

Number of Competitors: 13 Number of NPCs: 10

Rank	Bib	Name	NPC Code	Sport Class		Positions		Partials		Difference			
						Time	Rank Pos	Time	Rank				
13	14	UMSTEAD Danelle	USA	B2	Run 1:	Int1:	35.76 (31.00)	(13)			9.15		
						Int2:	1:04.29 (55.74)	(13)	I1-I2:	28.53 (24.74)	(13)	16.12	
						Fin:	1:27.22 (1:15.62)	(13)	I2-Fin:	22.93 (19.88)	(13)	21.54	
						Run 2:	Int1:	38.42 (33.31)	(13)			9.09	
							Int2:	1:07.00 (58.09)	(13)	I1-I2:	28.58 (24.78)	(13)	15.59
							Fin:	1:30.68 (1:18.62)	(13)	I2-Fin:	23.68 (20.53)	(13)	20.16
					Total:	Int1:	2:05.64 (1:48.93)	(13)			30.63		
						Int2:	2:34.22 (2:13.71)	(13)			37.13		
						Fin:	2:57.90 (2:34.24)	(13)			41.70		

Intermediate Time Positions : Int. 1 = Inter1

Int. 2 = Inter2

Legend:					
Fin	Finish	Int	Intermediate	Ix	Intermediate x
Pos.	Intermediate or speed position				



Results
成绩

REVISED
3 MAR 19:01

Jury

Technical Delegate	PALOVICOVA Jana	SVK
WPAS Race Director	SKUTELJ SVETIC Anja	WPAS
Chief of Race	AN Linbo	CHN
Referee	GROS Davide	ITA
Assistant Referee	CARZERI Simone	ITA
Start Referee	SAWANO Hiroshi	JPN
Finish Referee	DOJGINOVIC Jelena	BIH

Video Controller	SAWICKI Ozzie	CAN
WPAS OVR Race Administrator	NEMCIC Ivan	WPAS
Equipment Controller	HICKS Bill	USA

Technical Data

Course Name	Rock
Start Altitude	1930m
Finish Altitude	1285m
Vertical Drop	645m
WPAS Homologation Number	13377/11/19
Course Length	2267m

Race Information

Course Setter	BLATTMANN Hans	NOR
Gates	34	
Start Time	10:30	

Number of Competitors: 36 Number of NPCs: 16

Rank	Bib Name	Sport Class	YB NPC Code	IT1	IT2	IT3	Result	Diff.
1	15 BAUCHET Arthur	LW3	2000 FRA	20.59	41.53	57.09	1:17.10	
2	17 SALCHER Markus	LW9-1	1991 AUT	20.55	42.18	58.15	1:17.24	0.14
3	13 GMUER Theo	LW9-1	1996 SUI	21.34	43.58	59.10	1:19.73	2.63
4	36 BURNHAM Oscar	LW6/8-2	1999 FRA	22.07	43.74	59.95	1:20.33	3.23
5	51 LIANG Jingyi	LW9-1	2002 CHN	21.55	43.66	1:00.90	1:20.42	3.32
6	16 LINDSTROEM Aaron	LW6/8-2	2000 SWE	21.76	43.15	59.44	1:21.26	4.16
7	24 BOURDENX Manoel	LW4	1987 FRA	22.05	44.20	1:00.67	1:21.42	4.32
8	35 PELIZZARI Federico	LW6/8-2	2000 ITA	22.22	44.64	1:01.56	1:21.93	4.83
8	22 GOURLEY Mitchell		1991 AUS	22.29	43.99	1:00.81	1:21.93	4.83
10	29 KIIVERI Santeri	LW6/8-1	2000 FIN	22.12	44.23	1:01.07	1:22.00	4.90
11	25 CUCHE Robin	LW9-2	1998 SUI	22.29	44.22	1:01.06	1:22.22	5.12
12	40 WOOD Spencer	LW9-2	1997 USA	22.88	45.71	1:02.04	1:22.40	5.30
13	44 KEEFE Jesse	LW4	2004 USA	22.69	45.22	1:02.30	1:23.52	6.42
14	31 MISAWA Hiraku	LW2	1987 JPN	22.42	45.65	1:02.78	1:24.08	6.98
15	19 PUIG DAVI Roger	LW9-2	1997 AND	22.32	45.85	1:02.67	1:24.10	7.00
16	37 STUUT Jeffrey	LW3	1995 NED	22.74	45.76	1:03.19	1:24.16	7.06
17	32 KOIKE Gakuta	LW6/8-2	1982 JPN	22.59	46.09	1:02.87	1:24.63	7.53
18	43 SEGERS Jules	LW9-2	2002 FRA	23.21	46.90	1:04.04	1:24.65	7.55
19	23 BROISIN Jordan	LW4	1993 FRA	23.27	46.03	1:03.08	1:24.97	7.87
20	18 GROCHAR Thomas		1993 AUT	22.78	46.55	1:04.72	1:25.03	7.93
21	21 PFYL Thomas	LW9-2	1987 SUI	23.01	45.76	1:03.01	1:26.09	8.99
22	38 SKOGLUND Arvid	LW6/8-2	2003 SWE	23.06	46.07	1:02.64	1:26.25	9.15
23	28 SCHNEIDER Christoph Bernhard	LW6/8-2	1992 AUT	23.58	47.12	1:05.16	1:26.46	9.36
24	41 HALL Adam	LW1	1987 NZL	23.65	48.29	1:05.82	1:26.54	9.44
25	33 HOGAN Connor	LW9-1	1997 USA	24.97	49.62	1:08.60	1:28.07	10.97
26	46 LI Biao	LW6/8-1	1999 CHN	24.45	47.72	1:06.47	1:28.42	11.32
27	48 NIU Shaojie	LW6/8-2	1999 CHN	24.24	48.66	1:06.58	1:28.53	11.43
28	47 SUN Hongsheng	LW5/7-1	1994 CHN	25.09	50.49	1:09.57	1:31.88	14.78
29	45 CARTER Tyler	LW4	1994 USA	25.84	51.68	1:11.33	1:33.48	16.38
30	30 HARAGHEY Andrew	LW1	1995 USA	23.79	46.98	1:15.44	1:34.84	17.74
31	50 WHITLEY James	LW5/7-3	1997 GBR	23.58	1:50.73	2:08.05	2:28.81	1:11.71
32	27 PAJANTSCHITSCH Nico	LW6/8-2	1997 AUT	21.57	4:20.26	4:36.90	4:57.19	3:40.09

DID NOT FINISH: 3 competitors

26	GUIMOND Alexis	LW9-1	1999 CAN
42	KRESS Leander	LW2	2001 GER
49	SUN Yanlong	LW6/8-1	1994 CHN



Results
成绩

REVISED
3 MAR 19:01

Number of Competitors: 36 Number of NPCs: 16

Rank	Bib Name	Sport Class	YB	NPC Code	IT1	IT2	IT3	Result	Diff.
------	----------	-------------	----	----------	-----	-----	-----	--------	-------

DID NOT START: 1 competitor

39 TAKAHASHI Kohei 2000 JPN

Forerunners:	A - GUO Quing	CHN	B - ZHU Yanan	CHN	C - ZHANG Yuying	CHN
---------------------	---------------	-----	---------------	-----	------------------	-----

Conditions on course:	SUNNY	Snow: COMPACT	Temperature - Start: -7°C	Temperature - Finish: -7°C
------------------------------	-------	---------------	---------------------------	----------------------------

Legend:	Diff.	Difference	IT1	Intermediate time 1	IT2	Intermediate time 2	IT3	Intermediate time 3
	YB	Year of Birth						

REVISED Report updated due to IPC decision to decline entries from RPC and BLR



Performance Analysis by Rank
按排名评价表现

REVISED
3 MAR 19:05

Number of Competitors: 32 Number of NPCs: 14

Rank	Bib	Name Sport Class	NPC Code	Positions		Partials		Difference		Speed		
				Pos	Time Rank	Pos	Time Rank	Time Dist.(m)	Pos. (km/h) Rank			
1	15	BAUCHET Arthur LW3	FRA	Int1:	21.86 (20.59)	(2)			0.04		Sp1 93.08 (6)	
				Int2:	44.08 (41.53)	(1)	I1-I2:	22.22 (20.94)	(4)	0.00		
				Int3:	1:00.60 (57.09)	(1)	I2-I3:	16.52 (15.56)	(3)	0.00		
				Fin:	1:21.84 (1:17.10)	(1)	I3-Fin:	21.24 (20.01)	(6)	0.00	0.00	Avg: 99.72
2	17	SALCHER Markus LW9-1	AUT	Int1:	23.11 (20.55)	(1)			0.00		Sp1 82.07 (22)	
				Int2:	47.44 (42.18)	(2)	I1-I2:	24.33 (21.63)	(17)	0.65		
				Int3:	1:05.40 (58.15)	(2)	I2-I3:	17.96 (15.97)	(19)	1.06		
				Fin:	1:26.86 (1:17.24)	(2)	I3-Fin:	21.46 (19.09)	(10)	0.14	3.65	Avg: 93.96
3	13	GMUER Theo LW9-1	SUI	Int1:	24.00 (21.34)	(3)			0.79		Sp1 85.86 (17)	
				Int2:	49.01 (43.58)	(5)	I1-I2:	25.01 (22.24)	(23)	2.05		
				Int3:	1:06.46 (59.10)	(4)	I2-I3:	17.45 (15.52)	(14)	2.01		
				Fin:	1:29.66 (1:19.73)	(3)	I3-Fin:	23.20 (20.63)	(29)	2.63	66.50	Avg: 91.02
4	36	BURNHAM Oscar LW6/8-2	FRA	Int1:	22.07 (22.07)	(9)			1.52		Sp1 90.00 (9)	
				Int2:	43.74 (43.74)	(7)	I1-I2:	21.67 (21.67)	(2)	2.21		
				Int3:	59.95 (59.95)	(6)	I2-I3:	16.21 (16.21)	(1)	2.86		
				Fin:	1:20.33 (1:20.33)	(4)	I3-Fin:	20.38 (20.38)	(3)	3.23	91.15	Avg: 101.60
5	51	LIANG Jingyi LW9-1	CHN	Int1:	24.24 (21.55)	(5)			1.00		Sp1 77.08 (31)	
				Int2:	49.10 (43.66)	(6)	I1-I2:	24.86 (22.11)	(21)	2.13		
				Int3:	1:08.49 (1:00.90)	(9)	I2-I3:	19.39 (17.24)	(26)	3.81		
				Fin:	1:30.45 (1:20.42)	(5)	I3-Fin:	21.96 (19.52)	(18)	3.32	83.21	Avg: 90.23
6	16	LINDSTROEM Aaron LW6/8-2	SWE	Int1:	21.76 (21.76)	(7)			1.21		Sp1 96.87 (1)	
				Int2:	43.15 (43.15)	(4)	I1-I2:	21.39 (21.39)	(1)	1.62		
				Int3:	59.44 (59.44)	(5)	I2-I3:	16.29 (16.29)	(2)	2.35		
				Fin:	1:21.26 (1:21.26)	(6)	I3-Fin:	21.82 (21.82)	(15)	4.16	116.06	Avg: 100.43
7	24	BOURDENX Manoel LW4	FRA	Int1:	22.38 (22.05)	(8)			1.50		Sp1 90.90 (8)	
				Int2:	44.86 (44.20)	(9)	I1-I2:	22.48 (22.15)	(6)	2.67		
				Int3:	1:01.58 (1:00.67)	(7)	I2-I3:	16.72 (16.47)	(6)	3.58		
				Fin:	1:22.64 (1:21.42)	(7)	I3-Fin:	21.06 (20.75)	(4)	4.32	118.51	Avg: 98.76
8	35	PELIZZARI Federico LW6/8-2	ITA	Int1:	22.22 (22.22)	(11)			1.67		Sp1 94.20 (4)	
				Int2:	44.64 (44.64)	(12)	I1-I2:	22.42 (22.42)	(5)	3.11		
				Int3:	1:01.56 (1:01.56)	(12)	I2-I3:	16.92 (16.92)	(9)	4.47		
				Fin:	1:21.93 (1:21.93)	(8)	I3-Fin:	20.37 (20.37)	(2)	4.83	133.65	Avg: 99.61



Performance Analysis by Rank
按排名评价表现

REVISED
3 MAR 19:05

Number of Competitors: 32 Number of NPCs: 14

Rank	Bib	Name Sport Class	NPC Code	Positions			Partials		Difference		Speed			
				Pos	Time	Rank	Pos	Time	Rank	Time	Dist.(m)	Pos.	(km/h)	Rank
8	22	GOURLEY Mitchell LW6/8-2	AUS	Int1:	22.29 (22.29)	(12)			1.74		Sp1	95.15	(3)	
				Int2:	43.99 (43.99)	(8)	I1-I2:	21.70 (21.70)	(3)	2.46				
				Int3:	1:00.81 (1:00.81)	(8)	I2-I3:	16.82 (16.82)	(8)	3.72				
				Fin:	1:21.93 (1:21.93)	(8)	I3-Fin:	21.12 (21.12)	(5)	4.83	133.65	Avg:	99.61	
10	29	KIIVERI Santeri LW6/8-1	FIN	Int1:	22.49 (22.12)	(10)			1.57		Sp1	91.14	(7)	
				Int2:	44.98 (44.23)	(11)	I1-I2:	22.49 (22.11)	(7)	2.70				
				Int3:	1:02.10 (1:01.07)	(11)	I2-I3:	17.12 (16.84)	(10)	3.98				
				Fin:	1:23.38 (1:22.00)	(10)	I3-Fin:	21.28 (20.93)	(7)	4.90	133.22	Avg:	97.88	
11	25	CUCHE Robin LW9-2	SUI	Int1:	23.50 (22.29)	(12)			1.74		Sp1	78.55	(29)	
				Int2:	46.63 (44.22)	(10)	I1-I2:	23.13 (21.93)	(11)	2.69				
				Int3:	1:04.39 (1:01.06)	(10)	I2-I3:	17.76 (16.84)	(16)	3.97				
				Fin:	1:26.70 (1:22.22)	(11)	I3-Fin:	22.31 (21.16)	(22)	5.12	133.88	Avg:	94.13	
12	40	WOOD Spencer LW9-2	USA	Int1:	24.13 (22.88)	(20)			2.33		Sp1	89.95	(10)	
				Int2:	48.20 (45.71)	(15)	I1-I2:	24.07 (22.83)	(16)	4.18				
				Int3:	1:05.42 (1:02.04)	(13)	I2-I3:	17.22 (16.33)	(11)	4.95				
				Fin:	1:26.89 (1:22.40)	(12)	I3-Fin:	21.47 (20.36)	(11)	5.30	138.28	Avg:	93.93	
13	44	KEEFE Jesse LW4	USA	Int1:	23.03 (22.69)	(17)			2.14		Sp1	89.02	(11)	
				Int2:	45.90 (45.22)	(13)	I1-I2:	22.87 (22.53)	(8)	3.69				
				Int3:	1:03.24 (1:02.30)	(14)	I2-I3:	17.34 (17.08)	(13)	5.21				
				Fin:	1:24.77 (1:23.52)	(13)	I3-Fin:	21.53 (21.22)	(12)	6.42	171.69	Avg:	96.27	
14	31	MISAWA Hiraku LW2	JPN	Int1:	24.32 (22.42)	(15)			1.87		Sp1	81.39	(25)	
				Int2:	49.52 (45.65)	(14)	I1-I2:	25.20 (23.23)	(24)	4.12				
				Int3:	1:08.11 (1:02.78)	(17)	I2-I3:	18.59 (17.13)	(24)	5.69				
				Fin:	1:31.21 (1:24.08)	(14)	I3-Fin:	23.10 (21.30)	(28)	6.98	173.49	Avg:	89.48	
15	19	PUIG DAVI Roger LW9-2	AND	Int1:	23.54 (22.32)	(14)			1.77		Sp1	85.43	(18)	
				Int2:	48.35 (45.85)	(18)	I1-I2:	24.81 (23.53)	(20)	4.32				
				Int3:	1:06.09 (1:02.67)	(16)	I2-I3:	17.74 (16.82)	(15)	5.58				
				Fin:	1:28.69 (1:24.10)	(15)	I3-Fin:	22.60 (21.43)	(25)	7.00	178.93	Avg:	92.02	
16	37	STUUT Jeffrey LW3	NED	Int1:	24.14 (22.74)	(18)			2.19		Sp1	82.07	(22)	
				Int2:	48.57 (45.76)	(16)	I1-I2:	24.43 (23.02)	(19)	4.23				
				Int3:	1:07.07 (1:03.19)	(21)	I2-I3:	18.50 (17.43)	(23)	6.10				
				Fin:	1:29.33 (1:24.16)	(16)	I3-Fin:	22.26 (20.97)	(21)	7.06	179.17	Avg:	91.36	



Performance Analysis by Rank
按排名评价表现

REVISED
3 MAR 19:05

Number of Competitors: 32 Number of NPCs: 14

Rank	Bib	Name Sport Class	NPC Code	Positions		Partials		Difference		Speed		
				Pos	Time Rank	Pos	Time Rank	Time Dist.(m)	Pos. (km/h) Rank			
17	32	KOIKE Gakuta LW6/8-2	JPN	Int1:	22.59 (22.59)	(16)			2.04	Sp1	87.84 (15)	
				Int2:	46.09 (46.09)	(21)	I1-I2:	23.50 (23.50)	(12)	4.56		
				Int3:	1:02.87 (1:02.87)	(18)	I2-I3:	16.78 (16.78)	(7)	5.78		
				Fin:	1:24.63 (1:24.63)	(17)	I3-Fin:	21.76 (21.76)	(14)	7.53	201.71	Avg:
18	43	SEGERS Jules LW9-2	FRA	Int1:	24.48 (23.21)	(23)			2.66	Sp1	82.97 (20)	
				Int2:	49.46 (46.90)	(23)	I1-I2:	24.98 (23.69)	(22)	5.37		
				Int3:	1:07.53 (1:04.04)	(22)	I2-I3:	18.07 (17.14)	(21)	6.95		
				Fin:	1:29.27 (1:24.65)	(18)	I3-Fin:	21.74 (20.61)	(13)	7.55	191.73	Avg:
19	23	BROISIN Jordan LW4	FRA	Int1:	23.62 (23.27)	(24)			2.72	Sp1	88.82 (12)	
				Int2:	46.72 (46.03)	(19)	I1-I2:	23.10 (22.76)	(10)	4.50		
				Int3:	1:04.03 (1:03.08)	(20)	I2-I3:	17.31 (17.05)	(12)	5.99		
				Fin:	1:26.25 (1:24.97)	(19)	I3-Fin:	22.22 (21.89)	(20)	7.87	206.86	Avg:
20	18	GROCHAR Thomas LW2	AUT	Int1:	24.71 (22.78)	(19)			2.23	Sp1	82.19 (21)	
				Int2:	50.50 (46.55)	(22)	I1-I2:	25.79 (23.77)	(25)	5.02		
				Int3:	1:10.21 (1:04.72)	(23)	I2-I3:	19.71 (18.17)	(27)	7.63		
				Fin:	1:32.24 (1:25.03)	(20)	I3-Fin:	22.03 (20.31)	(19)	7.93	194.90	Avg:
21	21	PFYL Thomas LW9-2	SUI	Int1:	24.26 (23.01)	(21)			2.46	Sp1	79.84 (28)	
				Int2:	48.25 (45.76)	(16)	I1-I2:	23.99 (22.75)	(15)	4.23		
				Int3:	1:06.45 (1:03.01)	(19)	I2-I3:	18.20 (17.25)	(22)	5.92		
				Fin:	1:30.78 (1:26.09)	(21)	I3-Fin:	24.33 (23.08)	(32)	8.99	224.50	Avg:
22	38	SKOGLUND Arvid LW6/8-2	SWE	Int1:	23.06 (23.06)	(22)			2.51	Sp1	95.78 (2)	
				Int2:	46.07 (46.07)	(20)	I1-I2:	23.01 (23.01)	(9)	4.54		
				Int3:	1:02.64 (1:02.64)	(15)	I2-I3:	16.57 (16.57)	(4)	5.55		
				Fin:	1:26.25 (1:26.25)	(22)	I3-Fin:	23.61 (23.61)	(30)	9.15	240.50	Avg:
23	28	SCHNEIDER Christoph Bernhard LW6/8-2	AUT	Int1:	23.58 (23.58)	(25)			3.03	Sp1	88.18 (14)	
				Int2:	47.12 (47.12)	(25)	I1-I2:	23.54 (23.54)	(13)	5.59		
				Int3:	1:05.16 (1:05.16)	(24)	I2-I3:	18.04 (18.04)	(20)	8.07		
				Fin:	1:26.46 (1:26.46)	(23)	I3-Fin:	21.30 (21.30)	(8)	9.36	245.42	Avg:
24	41	HALL Adam LW1	NZL	Int1:	27.62 (23.65)	(27)			3.10	Sp1	62.31 (32)	
				Int2:	56.41 (48.29)	(27)	I1-I2:	28.79 (24.64)	(30)	6.76		
				Int3:	1:16.88 (1:05.82)	(25)	I2-I3:	20.47 (17.53)	(30)	8.73		
				Fin:	1:41.09 (1:26.54)	(24)	I3-Fin:	24.21 (20.72)	(31)	9.44	211.70	Avg:



Performance Analysis by Rank
按排名评价表现

REVISED
3 MAR 19:05

Number of Competitors: 32 Number of NPCs: 14

Rank	Bib	Name Sport Class	NPC Code	Positions			Partials		Difference		Speed			
				Pos	Time	Rank	Pos	Time	Rank	Time	Dist.(m)	Pos.	(km/h)	Rank
25	33	HOGAN Connor LW9-1	USA	Int1:	28.08 (24.97)	(31)				4.42		Sp1	77.94	(30)
				Int2:	55.80 (49.62)	(29)	I1-I2:	27.72 (24.65)	(29)	8.09				
				Int3:	1:17.15 (1:08.60)	(28)	I2-I3:	21.35 (18.98)	(31)	11.51				
				Fin:	1:39.04 (1:28.07)	(25)	I3-Fin:	21.89 (19.47)	(16)	10.97	251.10	Avg:	82.40	
26	46	LI Biao LW6/8-1	CHN	Int1:	24.86 (24.45)	(30)				3.90		Sp1	86.89	(16)
				Int2:	48.53 (47.72)	(26)	I1-I2:	23.67 (23.27)	(13)	6.19				
				Int3:	1:07.59 (1:06.47)	(26)	I2-I3:	19.06 (18.75)	(25)	9.38				
				Fin:	1:29.91 (1:28.42)	(26)	I3-Fin:	22.32 (21.95)	(23)	11.32	285.42	Avg:	90.77	
27	48	NIU Shaojie LW6/8-2	CHN	Int1:	24.24 (24.24)	(29)				3.69		Sp1	83.31	(19)
				Int2:	48.66 (48.66)	(28)	I1-I2:	24.42 (24.42)	(18)	7.13				
				Int3:	1:06.58 (1:06.58)	(27)	I2-I3:	17.92 (17.92)	(18)	9.49				
				Fin:	1:28.53 (1:28.53)	(27)	I3-Fin:	21.95 (21.95)	(17)	11.43	292.69	Avg:	92.19	
28	47	SUN Hongsheng LW5/7-1	CHN	Int1:	25.92 (25.09)	(32)				4.54		Sp1	80.15	(27)
				Int2:	52.15 (50.49)	(30)	I1-I2:	26.23 (25.40)	(26)	8.96				
				Int3:	1:11.86 (1:09.57)	(29)	I2-I3:	19.71 (19.08)	(27)	12.48				
				Fin:	1:34.91 (1:31.88)	(28)	I3-Fin:	23.05 (22.31)	(27)	14.78	353.03	Avg:	85.99	
29	45	CARTER Tyler LW4	USA	Int1:	26.23 (25.84)	(33)				5.29		Sp1	80.52	(26)
				Int2:	52.46 (51.68)	(31)	I1-I2:	26.23 (25.84)	(26)	10.15				
				Int3:	1:12.40 (1:11.33)	(30)	I2-I3:	19.94 (19.65)	(29)	14.24				
				Fin:	1:34.88 (1:33.48)	(29)	I3-Fin:	22.48 (22.15)	(24)	16.38	391.37	Avg:	86.02	
30	30	HARAGHEY Andrew LW1	USA	Int1:	27.79 (23.79)	(28)				3.24		Sp1	81.59	(24)
				Int2:	54.88 (46.98)	(24)	I1-I2:	27.09 (23.19)	(28)	5.45				
				Int3:	1:28.12 (1:15.44)	(31)	I2-I3:	33.24 (28.46)	(32)	18.35				
				Fin:	1:50.78 (1:34.84)	(30)	I3-Fin:	22.66 (19.40)	(26)	17.74	363.03	Avg:	73.67	
31	50	WHITLEY James LW5/7-3	GBR	Int1:	24.21 (23.58)	(25)				3.03		Sp1	88.34	(13)
				Int2:	1:53.69 (1:50.73)	(32)	I1-I2:	1:29.48 (1:27.15)	(31)	1:09.2				
				Int3:	2:11.47 (2:08.05)	(32)	I2-I3:	17.78 (17.32)	(17)	1:10.9				
				Fin:	2:32.78 (2:28.81)	(31)	I3-Fin:	21.31 (20.76)	(9)	1:11.7	1064.0	Avg:	53.42	
32	27	PAJANTSCHITSCH Nico LW6/8-2	AUT	Int1:	21.57 (21.57)	(6)				1.02		Sp1	93.59	(5)
				Int2:	4:20.26 (4:20.26)	(33)	I1-I2:	3:58.69 (3:58.69)	(32)	3:38.7				
				Int3:	4:36.90 (4:36.90)	(33)	I2-I3:	16.64 (16.64)	(5)	3:39.8				
				Fin:	4:57.19 (4:57.19)	(32)	I3-Fin:	20.29 (20.29)	(1)	3:40.0	1678.8	Avg:	27.46	



Performance Analysis by Rank

按排名评价表现

REVISED
3 MAR 19:05

Number of Competitors: 32 Number of NPCs: 14

Rank	Bib Name Sport Class	NPC Code	Positions			Partials		Difference		Speed	
			Pos	Time Rank	Pos	Time Rank	Time Dist.(m)	Pos.	(km/h)	Rank	

Intermediate Time Positions :

Int. 1 = Inter1

Int. 2 = Inter2

Int. 3 = Inter3

Speed Measurement Positions :

Sp 1 = Speed 1

Legend:							
Avg	Average	Dist.(m)	Distance in metres	Fin	Finish	Int	Intermediate
lx	Intermediate x	Pos.	Intermediate or speed position			Sp	Speed trap

REVISED

Report updated due to IPC decision to decline entries from RPC and BLR

TUE 1 MAR 2022 / Yanqing National Alpine Skiing Centre (CHN) / 09110

ALPMDH-----09110-----TRNO000100--_77A v2.0

Report Created THU 3 MAR 2022 19:05

Page 5/5



Results 成绩

REVISED
3 MAR 19:07

Jury

Technical Delegate	PALOVICOVA Jana	SVK
WPAS Race Director	SKUTELJ SVETIC Anja	WPAS
Chief of Race	AN Linbo	CHN
Referee	GROS Davide	ITA
Assistant Referee	CARZERI Simone	ITA
Start Referee	SAWANO Hiroshi	JPN
Finish Referee	DOJCINOVIC Jelena	BIH

Video Controller	SAWICKI Ozzie	CAN
WPAS OVR Race Administrator	NEMCIC Ivan	WPAS
Equipment Controller	HICKS Bill	USA

Technical Data

Course Name	Rock
Start Altitude	1930m
Finish Altitude	1285m
Vertical Drop	645m
WPAS Homologation Number	13377/11/19
Course Length	2267m

Race Information

Course Setter	BLATTMANN Hans	NOR
Gates	34	
Start Time	11:00	

Number of Competitors: 35 Number of NPCs: 16

Rank	Bib Name	Sport Class	YB	NPC Code	IT1	IT2	IT3	Result	Diff.
1	20 BAUCHET Arthur	LW3	2000	FRA	20.67	41.05	56.32	1:16.07	
2	15 SALCHER Markus	LW9-1	1991	AUT	20.94	41.61	57.57	1:16.78	0.71
3	46 LIANG Jingyi	LW9-1	2002	CHN	20.62	42.05	57.84	1:17.76	1.69
4	21 GUIMOND Alexis	LW9-1	1999	CAN	20.82	42.06	57.81	1:18.07	2.00
5	25 GMUER Theo	LW9-1	1996	SUI	20.56	42.60	58.72	1:18.47	2.40
6	17 PAJANTSCHITSCH Nico	LW6/8-2	1997	AUT	21.15	42.55	57.96	1:18.90	2.83
7	16 BOURDENX Manoel	LW4	1987	FRA	21.37	43.07	58.57	1:19.24	3.17
8	22 LINDSTROEM Aaron	LW6/8-2	2000	SWE	21.43	42.91	58.90	1:19.36	3.29
9	24 CUCHE Robin	LW9-2	1998	SUI	21.33	43.08	58.72	1:19.90	3.83
10	27 KIIVERI Santeri	LW6/8-1	2000	FIN	21.09	42.69	58.84	1:20.20	4.13
11	33 BURNHAM Oscar	LW6/8-2	1999	FRA	22.05	43.74	59.00	1:20.55	4.48
12	32 PELIZZARI Federico	LW6/8-2	2000	ITA	21.98	44.03	1:00.24	1:20.76	4.69
13	36 WOOD Spencer	LW9-2	1997	USA	22.05	44.45	1:00.46	1:21.01	4.94
14	13 GROCHAR Thomas		1993	AUT	21.91	44.00	1:00.74	1:21.29	5.22
15	18 GOURLEY Mitchell		1991	AUS	21.98	43.64	59.69	1:21.52	5.45
16	23 BROISIN Jordan	LW4	1993	FRA	22.22	44.15	1:00.20	1:21.70	5.63
17	29 MISAWA Hiraku	LW2	1987	JPN	22.02	43.81	1:00.60	1:22.32	6.25
18	34 STUUT Jeffrey	LW3	1995	NED	22.41	44.90	1:02.05	1:22.40	6.33
19	14 PUIG DAVI Roger	LW9-2	1997	AND	21.92	44.57	1:01.81	1:22.97	6.90
20	45 WHITLEY James	LW5/7-3	1997	GBR	22.55	44.97	1:01.97	1:23.39	7.32
21	30 KOIKE Gakuta	LW6/8-2	1982	JPN	21.95	43.95	1:00.43	1:23.46	7.39
22	28 HARAGHEY Andrew	LW1	1995	USA	22.80	45.73	1:03.53	1:23.68	7.61
23	12 PFYL Thomas	LW9-2	1987	SUI	22.16	44.29	1:01.52	1:23.93	7.86
24	47 NIU Shaojie	LW6/8-2	1999	CHN	22.48	45.78	1:02.64	1:24.14	8.07
25	26 SCHNEIDER Christoph Bernhard	LW6/8-2	1992	AUT	23.00	45.62	1:02.78	1:24.15	8.08
26	35 SKOGLUND Arvid	LW6/8-2	2003	SWE	22.83	46.03	1:02.75	1:24.25	8.18
27	37 HALL Adam	LW1	1987	NZL	22.68	46.03	1:03.08	1:24.96	8.89
28	42 LI Biao	LW6/8-1	1999	CHN	23.49	46.72	1:04.62	1:25.34	9.27
29	31 HOGAN Connor	LW9-1	1997	USA	23.67	46.34	1:04.81	1:25.54	9.47
30	44 SUN Yanlong	LW6/8-1	1994	CHN	23.02	47.06	1:04.38	1:25.66	9.59
31	38 KRESS Leander	LW2	2001	GER	23.45	46.48	1:04.23	1:26.29	10.22
32	41 CARTER Tyler	LW4	1994	USA	23.96	48.19	1:07.44	1:29.22	13.15
33	43 SUN Hongsheng	LW5/7-1	1994	CHN	24.94	50.37	1:09.82	1:32.14	16.07
34	40 KEEFE Jesse	LW4	2004	USA	22.70	2:41.36	2:57.85	3:18.99	2:02.92

DID NOT FINISH: 1 competitor

39 SEGERS Jules LW9-2 2002 FRA



Results
成绩

REVISED
3 MAR 19:07

Number of Competitors: 35 Number of NPCs: 16

Rank	Bib Name	Sport Class	YB	NPC Code	IT1	IT2	IT3	Result	Diff.
------	----------	-------------	----	----------	-----	-----	-----	--------	-------

Forerunners:	A - GUO Quing	CHN	B - ZHU Yanan	CHN	C - ZHANG Yuying	CHN
---------------------	---------------	-----	---------------	-----	------------------	-----

Conditions on course:	SUNNY	Snow: COMPACT	Temperature - Start: -2°C	Temperature - Finish: 1°C
------------------------------	-------	---------------	---------------------------	---------------------------

Legend:	Diff.	Difference	IT1	Intermediate time 1	IT2	Intermediate time 2	IT3	Intermediate time 3
	YB	Year of Birth						

REVISED Report updated due to IPC decision to decline entries from RPC and BLR



Performance Analysis by Rank
按排名评价表现

REVISED
3 MAR 19:07

Number of Competitors: 34 Number of NPCs: 16

Rank	Bib	Name Sport Class	NPC Code	Positions		Partials		Difference		Speed	
				Pos	Time Rank	Pos	Time Rank	Time Dist.(m)	Pos. (km/h) Rank		
1	20	BAUCHET Arthur LW3	FRA	Int1:	21.95 (3)			0.11		Sp1	105.94 (8)
				Int2:	43.58 (41.05) (1)	I1-I2:	21.63 (20.38) (3)	0.00			
				Int3:	59.79 (56.32) (1)	I2-I3:	16.21 (15.27) (6)	0.00			
				Fin:	1:20.75 (1:16.07) (1)	I3-Fin:	20.96 (19.75) (4)	0.00	0.00	Avg:	101.07
2	15	SALCHER Markus LW9-1	AUT	Int1:	23.56 (20.94) (5)			0.38		Sp1	103.61 (13)
				Int2:	46.80 (41.61) (2)	I1-I2:	23.24 (20.67) (15)	0.56			
				Int3:	1:04.75 (57.57) (2)	I2-I3:	17.95 (15.96) (21)	1.25			
				Fin:	1:26.35 (1:16.78) (2)	I3-Fin:	21.60 (19.21) (12)	0.71	18.64	Avg:	94.51
3	46	LIANG Jingyi LW9-1	CHN	Int1:	23.20 (20.62) (2)			0.06		Sp1	97.24 (21)
				Int2:	47.30 (42.05) (3)	I1-I2:	24.10 (21.43) (25)	1.00			
				Int3:	1:05.05 (57.84) (4)	I2-I3:	17.75 (15.79) (20)	1.52			
				Fin:	1:27.46 (1:17.76) (3)	I3-Fin:	22.41 (19.92) (25)	1.69	43.81	Avg:	93.31
4	21	GUIMOND Alexis LW9-1	CAN	Int1:	23.42 (20.82) (4)			0.26		Sp1	91.07 (31)
				Int2:	47.31 (42.06) (4)	I1-I2:	23.89 (21.24) (23)	1.01			
				Int3:	1:05.02 (57.81) (3)	I2-I3:	17.71 (15.75) (19)	1.49			
				Fin:	1:27.80 (1:18.07) (4)	I3-Fin:	22.78 (20.26) (26)	2.00	51.64	Avg:	92.95
5	25	GMUER Theo LW9-1	SUI	Int1:	23.13 (20.56) (1)			0.00		Sp1	94.05 (27)
				Int2:	47.91 (42.60) (7)	I1-I2:	24.78 (22.04) (28)	1.55			
				Int3:	1:06.04 (58.72) (8)	I2-I3:	18.13 (16.12) (22)	2.40			
				Fin:	1:28.25 (1:18.47) (5)	I3-Fin:	22.21 (19.75) (21)	2.40	61.65	Avg:	92.48
6	17	PAJANTSCHITSCH Nico LW6/8-2	AUT	Int1:	21.15 (21.15) (7)			0.59		Sp1	108.28 (5)
				Int2:	42.55 (42.55) (5)	I1-I2:	21.40 (21.40) (1)	1.50			
				Int3:	57.96 (57.96) (5)	I2-I3:	15.41 (15.41) (2)	1.64			
				Fin:	1:18.90 (1:18.90) (6)	I3-Fin:	20.94 (20.94) (3)	2.83	81.31	Avg:	103.44
7	16	BOURDENX Manoel LW4	FRA	Int1:	21.70 (21.37) (10)			0.81		Sp1	105.70 (10)
				Int2:	43.72 (43.07) (10)	I1-I2:	22.02 (21.70) (8)	2.02			
				Int3:	59.46 (58.57) (7)	I2-I3:	15.74 (15.50) (3)	2.25			
				Fin:	1:20.44 (1:19.24) (7)	I3-Fin:	20.98 (20.67) (5)	3.17	89.34	Avg:	101.46
8	22	LINDSTROEM Aaron LW6/8-2	SWE	Int1:	21.43 (21.43) (11)			0.87		Sp1	111.94 (1)
				Int2:	42.91 (42.91) (9)	I1-I2:	21.48 (21.48) (2)	1.86			
				Int3:	58.90 (58.90) (11)	I2-I3:	15.99 (15.99) (4)	2.58			
				Fin:	1:19.36 (1:19.36) (8)	I3-Fin:	20.46 (20.46) (1)	3.29	93.98	Avg:	102.84



Performance Analysis by Rank
按排名评价表现

REVISED
3 MAR 19:07

Number of Competitors: 34 Number of NPCs: 16

Rank	Bib	Name Sport Class	NPC Code	Positions		Partials		Difference		Speed		
				Pos	Time Rank	Pos	Time Rank	Time Dist.(m)	Pos. (km/h) Rank			
9	24	CUCHE Robin LW9-2	SUI	Int1:	22.50 (9)			0.77		Sp1	100.34 (19)	
					(21.33)							
				Int2:	45.43 (11)	I1-I2:	22.93 (12)	2.03				
					(43.08)		(21.75)					
		Int3:	1:01.93 (8)	I2-I3:	16.50 (11)	2.40						
			(58.72)		(15.64)							
		Fin:	1:24.26 (9)	I3-Fin:	22.33 (24)	3.83	103.05	Avg:	96.86			
			(1:19.90)		(21.18)							
10	27	KIIVERI Santeri LW6/8-1	FIN	Int1:	21.45 (6)			0.53		Sp1	103.03 (16)	
					(21.09)							
				Int2:	43.42 (8)	I1-I2:	21.97 (6)	1.64				
					(42.69)		(21.60)					
		Int3:	59.84 (10)	I2-I3:	16.42 (9)	2.52						
			(58.84)		(16.15)							
		Fin:	1:21.56 (10)	I3-Fin:	21.72 (16)	4.13	114.80	Avg:	100.06			
			(1:20.20)		(21.36)							
11	33	BURNHAM Oscar LW6/8-2	FRA	Int1:	22.05 (18)			1.49		Sp1	108.38 (4)	
					(22.05)							
				Int2:	43.74 (13)	I1-I2:	21.69 (5)	2.69				
					(43.74)		(21.69)					
		Int3:	59.00 (12)	I2-I3:	15.26 (1)	2.68						
			(59.00)		(15.26)							
		Fin:	1:20.55 (11)	I3-Fin:	21.55 (11)	4.48	126.09	Avg:	101.32			
			(1:20.55)		(21.55)							
12	32	PELIZZARI Federico LW6/8-2	ITA	Int1:	21.98 (15)			1.42		Sp1	105.91 (9)	
					(21.98)							
				Int2:	44.03 (17)	I1-I2:	22.05 (9)	2.98				
					(44.03)		(22.05)					
		Int3:	1:00.24 (15)	I2-I3:	16.21 (6)	3.92						
			(1:00.24)		(16.21)							
		Fin:	1:20.76 (12)	I3-Fin:	20.52 (2)	4.69	131.65	Avg:	101.05			
			(1:20.76)		(20.52)							
13	36	WOOD Spencer LW9-2	USA	Int1:	23.26 (18)			1.49		Sp1	107.66 (6)	
					(22.05)							
				Int2:	46.88 (20)	I1-I2:	23.62 (18)	3.40				
					(44.45)		(22.40)					
		Int3:	1:03.76 (17)	I2-I3:	16.88 (15)	4.14						
			(1:00.46)		(16.01)							
		Fin:	1:25.43 (13)	I3-Fin:	21.67 (15)	4.94	131.09	Avg:	95.53			
			(1:21.01)		(20.55)							
14	13	GROCHAR Thomas LW2	AUT	Int1:	23.77 (12)			1.35		Sp1	94.44 (26)	
					(21.91)							
				Int2:	47.74 (16)	I1-I2:	23.97 (24)	2.95				
					(44.00)		(22.09)					
		Int3:	1:05.90 (19)	I2-I3:	18.16 (23)	4.42						
			(1:00.74)		(16.74)							
		Fin:	1:28.19 (14)	I3-Fin:	22.29 (22)	5.22	134.18	Avg:	92.54			
			(1:21.29)		(20.55)							
15	18	GOURLEY Mitchell LW6/8-2	AUS	Int1:	21.98 (15)			1.42		Sp1	105.15 (11)	
					(21.98)							
				Int2:	43.64 (12)	I1-I2:	21.66 (4)	2.59				
					(43.64)		(21.66)					
		Int3:	59.69 (13)	I2-I3:	16.05 (5)	3.37						
			(59.69)		(16.05)							
		Fin:	1:21.52 (15)	I3-Fin:	21.83 (18)	5.45	151.56	Avg:	100.11			
			(1:21.52)		(21.83)							
16	23	BROISIN Jordan LW4	FRA	Int1:	22.56 (21)			1.66		Sp1	104.00 (12)	
					(22.22)							
				Int2:	44.82 (18)	I1-I2:	22.26 (10)	3.10				
					(44.15)		(21.93)					
		Int3:	1:01.11 (14)	I2-I3:	16.29 (8)	3.88						
			(1:00.20)		(16.05)							
		Fin:	1:22.93 (16)	I3-Fin:	21.82 (17)	5.63	153.90	Avg:	98.41			
			(1:21.70)		(21.50)							



Performance Analysis by Rank
按排名评价表现

REVISED
3 MAR 19:07

Number of Competitors: 34 Number of NPCs: 16

Rank	Bib	Name Sport Class	NPC Code	Positions		Partials		Difference		Speed	
				Pos	Time Rank	Pos	Time Rank	Time Dist.(m)	Pos. (km/h) Rank		
17	29	MISAWA Hiraku LW2	JPN	Int1:	23.89 (17)			1.46		Sp1	92.23 (29)
				Int2:	47.53 (43.81) (14)	I1-I2:	23.64 (21.79) (20)	2.76			
				Int3:	1:05.75 (1:00.60) (18)	I2-I3:	18.22 (16.79) (28)	4.28			
				Fin:	1:29.31 (1:22.32) (17)	I3-Fin:	23.56 (21.72) (31)	6.25	158.65	Avg:	91.38
18	34	STUUT Jeffrey LW3	NED	Int1:	23.79 (22.41) (22)			1.85		Sp1	95.93 (24)
				Int2:	47.67 (44.90) (22)	I1-I2:	23.88 (22.49) (21)	3.85			
				Int3:	1:05.87 (1:02.05) (23)	I2-I3:	18.20 (17.15) (26)	5.73			
				Fin:	1:27.47 (1:22.40) (18)	I3-Fin:	21.60 (20.35) (12)	6.33	164.06	Avg:	93.30
19	14	PUIG DAVI Roger LW9-2	AND	Int1:	23.12 (21.92) (13)			1.36		Sp1	96.86 (23)
				Int2:	47.00 (44.57) (21)	I1-I2:	23.88 (22.65) (21)	3.52			
				Int3:	1:05.19 (1:01.81) (21)	I2-I3:	18.19 (17.24) (25)	5.49			
				Fin:	1:27.50 (1:22.97) (19)	I3-Fin:	22.31 (21.16) (23)	6.90	178.77	Avg:	93.27
20	45	WHITLEY James LW5/7-3	GBR	Int1:	23.16 (22.55) (24)			1.99		Sp1	102.91 (17)
				Int2:	46.18 (44.97) (23)	I1-I2:	23.02 (22.42) (13)	3.92			
				Int3:	1:03.63 (1:01.97) (22)	I2-I3:	17.45 (17.00) (17)	5.65			
				Fin:	1:25.62 (1:23.39) (20)	I3-Fin:	21.99 (21.42) (19)	7.32	193.81	Avg:	95.32
21	30	KOIKE Gakuta LW6/8-2	JPN	Int1:	21.95 (21.95) (14)			1.39		Sp1	111.86 (2)
				Int2:	43.95 (43.95) (15)	I1-I2:	22.00 (22.00) (7)	2.90			
				Int3:	1:00.43 (1:00.43) (16)	I2-I3:	16.48 (16.48) (10)	4.11			
				Fin:	1:23.46 (1:23.46) (21)	I3-Fin:	23.03 (23.03) (27)	7.39	200.73	Avg:	97.79
22	28	HARAGHEY Andrew LW1	USA	Int1:	26.64 (22.80) (27)			2.24		Sp1	81.85 (33)
				Int2:	53.42 (45.73) (25)	I1-I2:	26.78 (22.93) (32)	4.68			
				Int3:	1:14.21 (1:03.53) (28)	I2-I3:	20.79 (17.80) (34)	7.21			
				Fin:	1:37.75 (1:23.68) (22)	I3-Fin:	23.54 (20.15) (30)	7.61	176.49	Avg:	83.49
23	12	PFYL Thomas LW9-2	SUI	Int1:	23.37 (22.16) (20)			1.60		Sp1	92.57 (28)
				Int2:	46.71 (44.29) (19)	I1-I2:	23.34 (22.13) (17)	3.24			
				Int3:	1:04.88 (1:01.52) (20)	I2-I3:	18.17 (17.23) (24)	5.20			
				Fin:	1:28.51 (1:23.93) (23)	I3-Fin:	23.63 (22.41) (32)	7.86	201.32	Avg:	92.21
24	47	NIU Shaojie LW6/8-2	CHN	Int1:	22.48 (22.48) (23)			1.92		Sp1	97.11 (22)
				Int2:	45.78 (45.78) (26)	I1-I2:	23.30 (23.30) (16)	4.73			
				Int3:	1:02.64 (1:02.64) (24)	I2-I3:	16.86 (16.86) (14)	6.32			
				Fin:	1:24.14 (1:24.14) (24)	I3-Fin:	21.50 (21.50) (9)	8.07	217.43	Avg:	97.00



Performance Analysis by Rank
按排名评价表现

REVISED
3 MAR 19:07

Number of Competitors: 34 Number of NPCs: 16

Rank	Bib	Name	Sport Class	NPC Code	Positions		Partials		Difference		Speed				
					Pos	Time	Rank	Pos	Time	Rank	Time	Dist.(m)	Pos.	(km/h)	Rank
25	26	SCHNEIDER Christoph Bernhard	LW6/8-2	AUT	Int1:	23.00 (23.00)	(29)			2.44		Sp1	101.91	(18)	
					Int2:	45.62 (45.62)	(24)	I1-I2:	22.62 (22.62)	(11)	4.57				
					Int3:	1:02.78 (1:02.78)	(26)	I2-I3:	17.16 (17.16)	(16)	6.46				
					Fin:	1:24.15 (1:24.15)	(25)	I3-Fin:	21.37 (21.37)	(7)	8.08	217.68	Avg:	96.98	
26	35	SKOGLUND Arvid	LW6/8-2	SWE	Int1:	22.83 (22.83)	(28)			2.27		Sp1	107.06	(7)	
					Int2:	46.03 (46.03)	(27)	I1-I2:	23.20 (23.20)	(14)	4.98				
					Int3:	1:02.75 (1:02.75)	(25)	I2-I3:	16.72 (16.72)	(12)	6.43				
					Fin:	1:24.25 (1:24.25)	(26)	I3-Fin:	21.50 (21.50)	(9)	8.18	220.11	Avg:	96.87	
27	37	HALL Adam	LW1	NZL	Int1:	26.50 (22.68)	(25)			2.12		Sp1	76.94	(34)	
					Int2:	53.77 (46.03)	(27)	I1-I2:	27.27 (23.35)	(33)	4.98				
					Int3:	1:13.69 (1:03.08)	(27)	I2-I3:	19.92 (17.05)	(31)	6.76				
					Fin:	1:39.25 (1:24.96)	(27)	I3-Fin:	25.56 (21.88)	(34)	8.89	203.06	Avg:	82.23	
28	42	LI Biao	LW6/8-1	CHN	Int1:	23.89 (23.49)	(32)			2.93		Sp1	103.28	(15)	
					Int2:	47.51 (46.72)	(31)	I1-I2:	23.62 (23.23)	(18)	5.67				
					Int3:	1:05.72 (1:04.62)	(31)	I2-I3:	18.21 (17.90)	(27)	8.30				
					Fin:	1:26.79 (1:25.34)	(28)	I3-Fin:	21.07 (20.72)	(6)	9.27	242.14	Avg:	94.03	
29	31	HOGAN Connor	LW9-1	USA	Int1:	26.62 (23.67)	(33)			3.11		Sp1	91.47	(30)	
					Int2:	52.12 (46.34)	(29)	I1-I2:	25.50 (22.67)	(30)	5.29				
					Int3:	1:12.89 (1:04.81)	(32)	I2-I3:	20.77 (18.47)	(33)	8.49				
					Fin:	1:36.20 (1:25.54)	(29)	I3-Fin:	23.31 (20.73)	(29)	9.47	223.17	Avg:	84.84	
30	44	SUN Yanlong	LW6/8-1	CHN	Int1:	23.41 (23.02)	(30)			2.46		Sp1	103.46	(14)	
					Int2:	47.86 (47.06)	(32)	I1-I2:	24.45 (24.04)	(26)	6.01				
					Int3:	1:05.47 (1:04.38)	(30)	I2-I3:	17.61 (17.32)	(18)	8.06				
					Fin:	1:27.11 (1:25.66)	(30)	I3-Fin:	21.64 (21.28)	(14)	9.59	249.58	Avg:	93.69	
31	38	KRESS Leander	LW2	GER	Int1:	25.44 (23.45)	(31)			2.89		Sp1	97.61	(20)	
					Int2:	50.43 (46.48)	(30)	I1-I2:	24.99 (23.03)	(29)	5.43				
					Int3:	1:09.68 (1:04.23)	(29)	I2-I3:	19.25 (17.75)	(29)	7.91				
					Fin:	1:33.62 (1:26.29)	(31)	I3-Fin:	23.94 (22.06)	(33)	10.22	247.48	Avg:	87.17	
32	41	CARTER Tyler	LW4	USA	Int1:	24.33 (23.96)	(34)			3.40		Sp1	86.18	(32)	
					Int2:	48.92 (48.19)	(33)	I1-I2:	24.59 (24.23)	(27)	7.14				
					Int3:	1:08.46 (1:07.44)	(33)	I2-I3:	19.54 (19.25)	(30)	11.12				
					Fin:	1:30.57 (1:29.22)	(32)	I3-Fin:	22.11 (21.78)	(20)	13.15	329.15	Avg:	90.11	



Performance Analysis by Rank
按排名评价表现

REVISED
3 MAR 19:07

Number of Competitors: 34 Number of NPCs: 16

Rank	Bib	Name Sport Class	NPC Code	Positions			Partials		Difference		Speed			
				Pos	Time	Rank	Pos	Time	Rank	Time	Dist.(m)	Pos.	(km/h)	Rank
33	43	SUN Hongsheng LW5/7-1	CHN	Int1:	25.77 (24.94)	(35)				4.38		Sp1	95.24	(25)
				Int2:	52.03 (50.37)	(34)	I1-I2:	26.26 (25.43)	(31)	9.32				
				Int3:	1:12.13 (1:09.82)	(34)	I2-I3:	20.10 (19.45)	(32)	13.50				
				Fin:	1:35.18 (1:32.14)	(33)	I3-Fin:	23.05 (22.32)	(28)	16.07	382.76	Avg:	85.74	
34	40	KEEFE Jesse LW4	USA	Int1:	23.05 (22.70)	(26)				2.14		Sp1	108.43	(3)
				Int2:	2:43.79 (2:41.36)	(35)	I1-I2:	2:20.74 (2:18.66)	(34)	2:00.3				
				Int3:	3:00.53 (2:57.85)	(35)	I2-I3:	16.74 (16.49)	(13)	2:01.5				
				Fin:	3:21.98 (3:18.99)	(34)	I3-Fin:	21.45 (21.14)	(8)	2:02.9	1379.6	Avg:	40.41	

Intermediate Time Positions : Int. 1 = Inter1 Int. 2 = Inter2 Int. 3 = Inter3
Speed Measurement Positions : Sp 1 = Speed 1

Legend:							
Avg	Average	Dist.(m)	Distance in metres	Fin	Finish	Int	Intermediate
Ix	Intermediate x	Pos.	Intermediate or speed position			Sp	Speed trap

REVISED Report updated due to IPC decision to decline entries from RPC and BLR



Results

成绩

REVISED
3 MAR 20:46

Jury

Technical Delegate	PALOVICOVA Jana	SVK
WPAS Race Director	SKUTELJ SVETIC Anja	WPAS
Chief of Race	AN Linbo	CHN
Referee	GROS Davide	ITA
Assistant Referee	CARZERI Simone	ITA
Start Referee	SAWANO Hiroshi	JPN
Finish Referee	DOJCINOVIC Jelena	BIH

Video Controller	SAWICKI Ozzie	CAN
WPAS OVR Race Administrator	NEMCIC Ivan	WPAS
Equipment Controller	HICKS Bill	USA

Technical Data

Course Name	Rock
Start Altitude	1930m
Finish Altitude	1285m
Vertical Drop	645m
WPAS Homologation Number	13377/11/19
Course Length	2267m

Race Information

Course Setter	BLATTMANN Hans	NOR
Gates	34	
Start Time	10:00	

Number of Competitors: 33 Number of NPCs: 15

Rank	Bib Name	Sport Class	YB	NPC Code	IT1	IT2	IT3	Result	Diff.
1	15 BAUCHET Arthur	LW3	2000	FRA	20.41	40.51	55.61	1:15.84	
2	19 SALCHER Markus	LW9-1	1991	AUT	20.62	41.09	56.41	1:16.52	0.68
3	13 GMUER Theo	LW9-1	1996	SUI	20.34	41.81	57.10	1:17.46	1.62
4	42 LIANG Jingyi	LW9-1	2002	CHN	20.45	41.56	57.47	1:17.86	2.02
5	23 GUIMOND Alexis	LW9-1	1999	CAN	20.95	41.97	57.73	1:18.53	2.69
6	18 BOURDENX Manoel	LW4	1987	FRA	20.85	41.95	57.69	1:18.66	2.82
7	17 LINDSTROEM Aaron	LW6/8-2	2000	SWE	21.00	42.14	58.19	1:19.02	3.18
8	14 PAJANTSCHITSCH Nico	LW6/8-2	1997	AUT	21.17	42.38	58.23	1:19.21	3.37
9	30 WHITLEY James	LW5/7-3	1997	GBR	21.46	43.27	59.34	1:20.58	4.74
10	22 CUCHE Robin	LW9-2	1998	SUI	21.38	42.75	58.88	1:20.59	4.75
11	35 WOOD Spencer	LW9-2	1997	USA	21.57	43.72	1:00.12	1:21.22	5.38
12	16 BROISIN Jordan	LW4	1993	FRA	21.43	43.00	59.61	1:21.26	5.42
13	25 KIIVERI Santeri	LW6/8-1	2000	FIN	21.35	43.15	59.44	1:21.30	5.46
14	12 PFYL Thomas	LW9-2	1987	SUI	21.42	42.84	58.91	1:21.36	5.52
15	31 PELIZZARI Federico	LW6/8-2	2000	ITA	21.59	43.65	1:00.14	1:21.65	5.81
16	32 BURNHAM Oscar	LW6/8-2	1999	FRA	21.73	43.36	59.61	1:21.74	5.90
17	26 HARAGHEY Andrew	LW1	1995	USA	21.83	43.91	1:01.55	1:21.81	5.97
18	33 STUUT Jeffrey	LW3	1995	NED	21.81	44.50	1:01.17	1:21.96	6.12
19	20 PUIG DAVI Roger	LW9-2	1997	AND	21.74	43.79	1:00.82	1:22.11	6.27
20	27 MISAWA Hiraku	LW2	1987	JPN	21.51	43.59	1:00.43	1:22.53	6.69
21	39 KEEFE Jesse	LW4	2004	USA	22.15	43.90	1:00.79	1:23.03	7.19
22	36 HALL Adam	LW1	1987	NZL	22.13	45.24	1:02.17	1:23.07	7.23
23	29 HOGAN Connor	LW9-1	1997	USA	22.07	44.77	1:02.63	1:23.64	7.80
24	45 SUN Yanlong	LW6/8-1	1994	CHN	22.74	45.35	1:02.04	1:24.40	8.56
25	24 SCHNEIDER Christoph Bernhard	LW6/8-2	1992	AUT	22.52	45.52	1:02.49	1:24.41	8.57
26	37 KRESS Leander	LW2	2001	GER	22.60	45.35	1:02.48	1:24.47	8.63
27	34 SKOGLUND Arvid	LW6/8-2	2003	SWE	22.09	44.17	1:00.61	1:24.55	8.71
28	44 LI Biao	LW6/8-1	1999	CHN	22.82	45.51	1:02.91	1:24.82	8.98
29	28 KOIKE Gakuta	LW6/8-2	1982	JPN	21.87	44.95	1:02.20	1:25.39	9.55
30	43 NIU Shaojie	LW6/8-2	1999	CHN	22.61	46.01	1:04.00	1:26.53	10.69
31	40 CARTER Tyler	LW4	1994	USA	22.96	46.30	1:04.98	1:28.24	12.40
32	41 SUN Hongsheng	LW5/7-1	1994	CHN	24.36	48.53	1:07.06	1:29.15	13.31

DID NOT START: 1 competitor

38 SEGERS Jules LW9-2 2002 FRA



Results
成绩

REVISED
3 MAR 20:46

Number of Competitors: 33 Number of NPCs: 15

Rank	Bib Name	Sport Class	YB	NPC Code	IT1	IT2	IT3	Result	Diff.
------	----------	-------------	----	----------	-----	-----	-----	--------	-------

Forerunners:	A - GUO Quing	CHN	B - ZHU Yanan	CHN	C - ZHANG Yuying	CHN
---------------------	---------------	-----	---------------	-----	------------------	-----

Conditions on course:	SUNNY	Snow: COMPACT	Temperature - Start: -2°C	Temperature - Finish: 0°C
------------------------------	-------	---------------	---------------------------	---------------------------

Legend:	Diff.	Difference	IT1	Intermediate time 1	IT2	Intermediate time 2	IT3	Intermediate time 3
	YB	Year of Birth						

REVISED Report updated due to IPC decision to decline entries from RPC and BLR



Performance Analysis by Rank
按排名评价表现

REVISED
3 MAR 20:49

Number of Competitors: 32 Number of NPCs: 15

Rank	Bib	Name Sport Class	NPC Code	Positions		Partials		Difference		Speed		
				Pos	Time Rank	Pos	Time Rank	Time	Dist.(m)	Pos.	(km/h) Rank	
1	15	BAUCHET Arthur LW3	FRA	Int1:	21.67 (20.41)	(2)			0.07		Sp1 105.65 (6)	
				Int2:	43.00 (40.51)	(1)	I1-I2:	21.33 (20.10)	(3)	0.00		
				Int3:	59.03 (55.61)	(1)	I2-I3:	16.03 (15.10)	(3)	0.00		
				Fin:	1:20.51 (1:15.84)	(1)	I3-Fin:	21.48 (20.23)	(4)	0.00	0.00	Avg: 101.37
2	19	SALCHER Markus LW9-1	AUT	Int1:	23.19 (20.62)	(4)			0.28		Sp1 96.99 (27)	
				Int2:	46.22 (41.09)	(2)	I1-I2:	23.03 (20.47)	(16)	0.58		
				Int3:	1:03.45 (56.41)	(2)	I2-I3:	17.23 (15.32)	(17)	0.80		
				Fin:	1:26.06 (1:16.52)	(2)	I3-Fin:	22.61 (20.11)	(17)	0.68	17.91	Avg: 94.83
3	13	GMUER Theo LW9-1	SUI	Int1:	22.88 (20.34)	(1)			0.00		Sp1 97.37 (25)	
				Int2:	47.02 (41.81)	(4)	I1-I2:	24.14 (21.47)	(27)	1.30		
				Int3:	1:04.22 (57.10)	(3)	I2-I3:	17.20 (15.29)	(16)	1.49		
				Fin:	1:27.12 (1:17.46)	(3)	I3-Fin:	22.90 (20.36)	(21)	1.62	42.15	Avg: 93.68
4	42	LIANG Jingyi LW9-1	CHN	Int1:	23.00 (20.45)	(3)			0.11		Sp1 99.61 (20)	
				Int2:	46.74 (41.56)	(3)	I1-I2:	23.74 (21.11)	(24)	1.05		
				Int3:	1:04.64 (57.47)	(4)	I2-I3:	17.90 (15.91)	(23)	1.86		
				Fin:	1:27.57 (1:17.86)	(4)	I3-Fin:	22.93 (20.39)	(22)	2.02	52.29	Avg: 93.20
5	23	GUIMOND Alexis LW9-1	CAN	Int1:	23.57 (20.95)	(6)			0.61		Sp1 94.21 (30)	
				Int2:	47.21 (41.97)	(6)	I1-I2:	23.64 (21.02)	(22)	1.46		
				Int3:	1:04.93 (57.73)	(6)	I2-I3:	17.72 (15.76)	(22)	2.12		
				Fin:	1:28.32 (1:18.53)	(5)	I3-Fin:	23.39 (20.80)	(24)	2.69	69.05	Avg: 92.40
6	18	BOURDENX Manoel LW4	FRA	Int1:	21.17 (20.85)	(5)			0.51		Sp1 102.99 (13)	
				Int2:	42.59 (41.95)	(5)	I1-I2:	21.42 (21.10)	(4)	1.44		
				Int3:	58.56 (57.69)	(5)	I2-I3:	15.97 (15.74)	(2)	2.08		
				Fin:	1:19.85 (1:18.66)	(6)	I3-Fin:	21.29 (20.97)	(3)	2.82	80.06	Avg: 102.21
7	17	LINDSTROEM Aaron LW6/8-2	SWE	Int1:	21.00 (21.00)	(7)			0.66		Sp1 104.70 (7)	
				Int2:	42.14 (42.14)	(7)	I1-I2:	21.14 (21.14)	(1)	1.63		
				Int3:	58.19 (58.19)	(7)	I2-I3:	16.05 (16.05)	(4)	2.58		
				Fin:	1:19.02 (1:19.02)	(7)	I3-Fin:	20.83 (20.83)	(1)	3.18	91.23	Avg: 103.28
8	14	PAJANTSCHITSCH Nico LW6/8-2	AUT	Int1:	21.17 (21.17)	(9)			0.83		Sp1 108.86 (2)	
				Int2:	42.38 (42.38)	(8)	I1-I2:	21.21 (21.21)	(2)	1.87		
				Int3:	58.23 (58.23)	(8)	I2-I3:	15.85 (15.85)	(1)	2.62		
				Fin:	1:19.21 (1:19.21)	(8)	I3-Fin:	20.98 (20.98)	(2)	3.37	96.45	Avg: 103.03



Performance Analysis by Rank
按排名评价表现

REVISED
3 MAR 20:49

Number of Competitors: 32 Number of NPCs: 15

Rank	Bib	Name Sport Class	NPC Code	Positions			Partials		Difference		Speed			
				Pos	Time	Rank	Pos	Time	Rank	Time	Dist.(m)	Pos.	(km/h)	Rank
9	30	WHITLEY James LW5/7-3	GBR	Int1:	22.04 (21.46)	(14)				1.12		Sp1	103.77	(11)
				Int2:	44.43 (43.27)	(14)	I1-I2:	22.39 (21.81)	(11)	2.76				
				Int3:	1:00.93 (59.34)	(12)	I2-I3:	16.50 (16.07)	(8)	3.73				
				Fin:	1:22.74 (1:20.58)	(9)	I3-Fin:	21.81 (21.24)	(6)	4.74	129.87	Avg:	98.64	
10	22	CUCHE Robin LW9-2	SUI	Int1:	22.55 (21.38)	(11)				1.04		Sp1	104.53	(8)
				Int2:	45.09 (42.75)	(9)	I1-I2:	22.54 (21.37)	(12)	2.24				
				Int3:	1:02.10 (58.88)	(10)	I2-I3:	17.01 (16.13)	(14)	3.27				
				Fin:	1:24.99 (1:20.59)	(10)	I3-Fin:	22.89 (21.71)	(20)	4.75	126.70	Avg:	96.03	
11	35	WOOD Spencer LW9-2	USA	Int1:	22.75 (21.57)	(16)				1.23		Sp1	102.29	(16)
				Int2:	46.11 (43.72)	(18)	I1-I2:	23.36 (22.15)	(20)	3.21				
				Int3:	1:03.40 (1:00.12)	(16)	I2-I3:	17.29 (16.40)	(19)	4.51				
				Fin:	1:25.65 (1:21.22)	(11)	I3-Fin:	22.25 (21.10)	(12)	5.38	142.40	Avg:	95.29	
12	16	BROISIN Jordan LW4	FRA	Int1:	21.76 (21.43)	(13)				1.09		Sp1	103.49	(12)
				Int2:	43.65 (43.00)	(12)	I1-I2:	21.89 (21.57)	(6)	2.49				
				Int3:	1:00.51 (59.61)	(14)	I2-I3:	16.86 (16.61)	(10)	4.00				
				Fin:	1:22.49 (1:21.26)	(12)	I3-Fin:	21.98 (21.65)	(8)	5.42	148.95	Avg:	98.94	
13	25	KIIVERI Santeri LW6/8-1	FIN	Int1:	21.72 (21.35)	(10)				1.01		Sp1	102.25	(17)
				Int2:	43.88 (43.15)	(13)	I1-I2:	22.16 (21.80)	(10)	2.64				
				Int3:	1:00.45 (59.44)	(13)	I2-I3:	16.57 (16.29)	(9)	3.83				
				Fin:	1:22.68 (1:21.30)	(13)	I3-Fin:	22.23 (21.86)	(11)	5.46	149.71	Avg:	98.71	
14	12	PFYL Thomas LW9-2	SUI	Int1:	22.59 (21.42)	(12)				1.08		Sp1	98.08	(22)
				Int2:	45.18 (42.84)	(10)	I1-I2:	22.59 (21.42)	(13)	2.33				
				Int3:	1:02.13 (58.91)	(11)	I2-I3:	16.95 (16.07)	(11)	3.30				
				Fin:	1:25.80 (1:21.36)	(14)	I3-Fin:	23.67 (22.45)	(27)	5.52	145.85	Avg:	95.12	
15	31	PELIZZARI Federico LW6/8-2	ITA	Int1:	21.59 (21.59)	(17)				1.25		Sp1	104.14	(9)
				Int2:	43.65 (43.65)	(17)	I1-I2:	22.06 (22.06)	(7)	3.14				
				Int3:	1:00.14 (1:00.14)	(17)	I2-I3:	16.49 (16.49)	(7)	4.53				
				Fin:	1:21.65 (1:21.65)	(15)	I3-Fin:	21.51 (21.51)	(5)	5.81	161.31	Avg:	99.95	
16	32	BURNHAM Oscar LW6/8-2	FRA	Int1:	21.73 (21.73)	(18)				1.39		Sp1	103.92	(10)
				Int2:	43.36 (43.36)	(15)	I1-I2:	21.63 (21.63)	(5)	2.85				
				Int3:	59.61 (59.61)	(14)	I2-I3:	16.25 (16.25)	(5)	4.00				
				Fin:	1:21.74 (1:21.74)	(16)	I3-Fin:	22.13 (22.13)	(10)	5.90	163.63	Avg:	99.84	



Performance Analysis by Rank
按排名评价表现

REVISED
3 MAR 20:49

Number of Competitors: 32 Number of NPCs: 15

Rank	Bib	Name Sport Class	NPC Code	Positions			Partials		Difference		Speed			
				Pos	Time	Rank	Pos	Time	Rank	Time	Dist.(m)	Pos.	(km/h)	Rank
17	26	HARAGHEY Andrew LW1	USA	Int1:	25.51 (21.83)	(21)				1.49		Sp1	94.03	(31)
				Int2:	51.30 (43.91)	(21)	I1-I2:	25.79 (22.08)	(31)	3.40				
				Int3:	1:11.90 (1:01.55)	(23)	I2-I3:	20.60 (17.64)	(32)	5.94				
				Fin:	1:35.57 (1:21.81)	(17)	I3-Fin:	23.67 (20.26)	(27)	5.97	141.61	Avg:	85.39	
18	33	STUUT Jeffrey LW3	NED	Int1:	23.16 (21.81)	(20)				1.47		Sp1	102.92	(14)
				Int2:	47.24 (44.50)	(23)	I1-I2:	24.08 (22.69)	(26)	3.99				
				Int3:	1:04.94 (1:01.17)	(22)	I2-I3:	17.70 (16.67)	(20)	5.56				
				Fin:	1:27.00 (1:21.96)	(18)	I3-Fin:	22.06 (20.79)	(9)	6.12	159.47	Avg:	93.81	
19	20	PUIG DAVI Roger LW9-2	AND	Int1:	22.93 (21.74)	(19)				1.40		Sp1	106.60	(5)
				Int2:	46.18 (43.79)	(19)	I1-I2:	23.25 (22.05)	(19)	3.28				
				Int3:	1:04.14 (1:00.82)	(21)	I2-I3:	17.96 (17.03)	(24)	5.21				
				Fin:	1:26.59 (1:22.11)	(19)	I3-Fin:	22.45 (21.29)	(14)	6.27	164.15	Avg:	94.25	
20	27	MISAWA Hiraku LW2	JPN	Int1:	23.34 (21.51)	(15)				1.17		Sp1	98.08	(22)
				Int2:	47.29 (43.59)	(16)	I1-I2:	23.95 (22.08)	(25)	3.08				
				Int3:	1:05.56 (1:00.43)	(18)	I2-I3:	18.27 (16.84)	(26)	4.82				
				Fin:	1:29.54 (1:22.53)	(20)	I3-Fin:	23.98 (22.10)	(31)	6.69	169.38	Avg:	91.15	
21	39	KEEFE Jesse LW4	USA	Int1:	22.49 (22.15)	(26)				1.81		Sp1	110.93	(1)
				Int2:	44.56 (43.90)	(20)	I1-I2:	22.07 (21.75)	(8)	3.39				
				Int3:	1:01.71 (1:00.79)	(20)	I2-I3:	17.15 (16.89)	(15)	5.18				
				Fin:	1:24.28 (1:23.03)	(21)	I3-Fin:	22.57 (22.24)	(16)	7.19	193.40	Avg:	96.83	
22	36	HALL Adam LW1	NZL	Int1:	25.85 (22.13)	(25)				1.79		Sp1	76.16	(32)
				Int2:	52.85 (45.24)	(26)	I1-I2:	27.00 (23.11)	(32)	4.73				
				Int3:	1:12.63 (1:02.17)	(25)	I2-I3:	19.78 (16.93)	(30)	6.56				
				Fin:	1:37.04 (1:23.07)	(22)	I3-Fin:	24.41 (20.90)	(32)	7.23	168.90	Avg:	84.10	
23	29	HOGAN Connor LW9-1	USA	Int1:	24.83 (22.07)	(23)				1.73		Sp1	95.10	(29)
				Int2:	50.35 (44.77)	(24)	I1-I2:	25.52 (22.70)	(30)	4.26				
				Int3:	1:10.44 (1:02.63)	(29)	I2-I3:	20.09 (17.86)	(31)	7.02				
				Fin:	1:34.07 (1:23.64)	(23)	I3-Fin:	23.63 (21.01)	(26)	7.80	187.97	Avg:	86.76	
24	45	SUN Yanlong LW6/8-1	CHN	Int1:	23.13 (22.74)	(30)				2.40		Sp1	106.61	(4)
				Int2:	46.12 (45.35)	(27)	I1-I2:	22.99 (22.61)	(14)	4.84				
				Int3:	1:03.09 (1:02.04)	(24)	I2-I3:	16.97 (16.69)	(12)	6.43				
				Fin:	1:25.83 (1:24.40)	(24)	I3-Fin:	22.74 (22.36)	(18)	8.56	226.09	Avg:	95.09	



Performance Analysis by Rank
按排名评价表现

REVISED
3 MAR 20:49

Number of Competitors: 32 Number of NPCs: 15

Rank	Bib	Name	NPC Code	Sport Class	Positions		Partials		Difference		Speed				
					Pos	Time	Rank	Pos	Time	Rank	Time	Dist.(m)	Pos.	(km/h)	Rank
25	24	SCHNEIDER Christoph Bernhard	AUT	LW6/8-2	Int1:	22.52 (22.52)	(27)			2.18		Sp1	102.85	(15)	
					Int2:	45.52 (45.52)	(30)	I1-I2:	23.00 (23.00)	(15)	5.01				
					Int3:	1:02.49 (1:02.49)	(28)	I2-I3:	16.97 (16.97)	(12)	6.88				
					Fin:	1:24.41 (1:24.41)	(25)	I3-Fin:	21.92 (21.92)	(7)	8.57	230.16	Avg:	96.69	
26	37	KRESS Leander	GER	LW2	Int1:	24.52 (22.60)	(28)			2.26		Sp1	95.93	(28)	
					Int2:	49.20 (45.35)	(27)	I1-I2:	24.68 (22.75)	(28)	4.84				
					Int3:	1:07.79 (1:02.48)	(27)	I2-I3:	18.59 (17.13)	(27)	6.87				
					Fin:	1:31.64 (1:24.47)	(26)	I3-Fin:	23.85 (21.99)	(29)	8.63	213.49	Avg:	89.06	
27	34	SKOGLUND Arvid	SWE	LW6/8-2	Int1:	22.09 (22.09)	(24)			1.75		Sp1	108.86	(2)	
					Int2:	44.17 (44.17)	(22)	I1-I2:	22.08 (22.08)	(9)	3.66				
					Int3:	1:00.61 (1:00.61)	(19)	I2-I3:	16.44 (16.44)	(6)	5.00				
					Fin:	1:24.55 (1:24.55)	(27)	I3-Fin:	23.94 (23.94)	(30)	8.71	233.54	Avg:	96.53	
28	44	LI Biao	CHN	LW6/8-1	Int1:	23.21 (22.82)	(31)			2.48		Sp1	100.89	(19)	
					Int2:	46.28 (45.51)	(29)	I1-I2:	23.07 (22.69)	(17)	5.00				
					Int3:	1:03.98 (1:02.91)	(30)	I2-I3:	17.70 (17.40)	(20)	7.30				
					Fin:	1:26.26 (1:24.82)	(28)	I3-Fin:	22.28 (21.91)	(13)	8.98	236.00	Avg:	94.61	
29	28	KOIKE Gakuta	JPN	LW6/8-2	Int1:	21.87 (21.87)	(22)			1.53		Sp1	102.13	(18)	
					Int2:	44.95 (44.95)	(25)	I1-I2:	23.08 (23.08)	(18)	4.44				
					Int3:	1:02.20 (1:02.20)	(26)	I2-I3:	17.25 (17.25)	(18)	6.59				
					Fin:	1:25.39 (1:25.39)	(29)	I3-Fin:	23.19 (23.19)	(23)	9.55	253.54	Avg:	95.58	
30	43	NIU Shaojie	CHN	LW6/8-2	Int1:	22.61 (22.61)	(29)			2.27		Sp1	97.04	(26)	
					Int2:	46.01 (46.01)	(31)	I1-I2:	23.40 (23.40)	(21)	5.50				
					Int3:	1:04.00 (1:04.00)	(31)	I2-I3:	17.99 (17.99)	(25)	8.39				
					Fin:	1:26.53 (1:26.53)	(30)	I3-Fin:	22.53 (22.53)	(15)	10.69	280.07	Avg:	94.32	
31	40	CARTER Tyler	USA	LW4	Int1:	23.31 (22.96)	(32)			2.62		Sp1	98.66	(21)	
					Int2:	47.00 (46.30)	(32)	I1-I2:	23.69 (23.34)	(23)	5.79				
					Int3:	1:05.96 (1:04.98)	(32)	I2-I3:	18.96 (18.68)	(28)	9.37				
					Fin:	1:29.57 (1:28.24)	(31)	I3-Fin:	23.61 (23.26)	(25)	12.40	313.84	Avg:	91.12	
32	41	SUN Hongsheng	CHN	LW5/7-1	Int1:	25.17 (24.36)	(33)			4.02		Sp1	97.75	(24)	
					Int2:	50.13 (48.53)	(33)	I1-I2:	24.96 (24.17)	(29)	8.02				
					Int3:	1:09.28 (1:07.06)	(33)	I2-I3:	19.15 (18.53)	(29)	11.45				
					Fin:	1:32.09 (1:29.15)	(32)	I3-Fin:	22.81 (22.09)	(19)	13.31	327.66	Avg:	88.62	



Performance Analysis by Rank
按排名评价表现

REVISED
3 MAR 20:49

Number of Competitors: 32 Number of NPCs: 15

Rank	Bib Name Sport Class	NPC Code	Positions			Partials		Difference		Speed	
			Pos	Time	Rank	Pos	Time	Rank	Time	Dist.(m)	Pos.

Intermediate Time Positions : Int. 1 = Inter1 Int. 2 = Inter2 Int. 3 = Inter3
Speed Measurement Positions : Sp 1 = Speed 1

Legend:							
Avg	Average	Dist.(m)	Distance in metres	Fin	Finish	Int	Intermediate
Ix	Intermediate x	Pos.	Intermediate or speed position	Sp	Speed trap		

REVISED Report updated due to IPC decision to decline entries from RPC and BLR



Results 成绩

Jury

Technical Delegate	PALOVICOVA Jana	WPAS
WPAS Race Director	SKUTELJ SVETIC Anja	WPAS
Chief of Race	AN Linbo	CHN
Referee	GROSS Davide	ITA
Assistant Referee	CARZERI Simone	ITA
Start Referee	SAWANO Hiroshi	WPAS
Finish Referee	DOJCINOVIC Jelena	BIH

Video Controller	SAWICKI Ozzie	CAN
WPAS OVR Race Administrator	NEMCIC Ivan	WPAS
Equipment Controller	HICKS Bill	USA

Technical Data

Course Name	Rock
Start Altitude	1930m
Finish Altitude	1285m
Vertical Drop	645m
WPAS Homologation Number	13377/11/19
Course Length	2267m

Race Information

Course Setter	BLATTMANN Hans	NOR
Gates	34	
Start Time	10:30	

Number of Competitors: 28 Number of NPCs: 16

Rank	Bib Name	Sport Class	YB	NPC Code	IT1	IT2	IT3	Result	Diff.
1	53 PEDERSEN Jesper	LW11	1999	NOR	21.72	44.48	1:01.29	1:21.38	
2	55 SUZUKI Takeshi	LW12-2	1988	JPN	22.21	46.41	1:03.35	1:24.73	3.35
3	60 de LANGEN Niels	LW12-2	1998	NED	22.60	46.08	1:03.28	1:25.39	4.01
4	54 KANO Akira	LW11	1986	JPN	23.30	46.84	1:04.85	1:26.10	4.72
5	75 YAN Hailing	LW12-2	2003	CHN	23.29	47.67	1:04.75	1:26.38	5.00
6	78 LIANG Zilu	LW12-2	2004	CHN	23.12	47.79	1:05.33	1:27.79	6.41
7	70 CHEN Liang	LW12-2	1997	CHN	23.02	47.64	1:06.09	1:28.55	7.17
8	73 BAMBOUSEK Pavel	LW12-1	1984	CZE	24.05	49.05	1:10.59	1:31.41	10.03
9	79 BISQUERTT HUDSON Nicolas	LW10-2	1998	CHI	24.93	51.14	1:10.07	1:31.79	10.41
10	71 LI Xiang	LW10-1	1997	CHN	25.37	50.02	1:09.72	1:31.94	10.56
11	72 PLANTEY Enrique	LW11	1982	ARG	26.01	52.04	1:11.54	1:33.77	12.39
12	68 EWEN Aaron	LW11	1996	NZL	25.58	51.67	1:10.85	1:33.89	12.51
13	63 DRUGAN Ravi	LW12-2	1989	USA	26.47	56.14	1:18.82	1:41.37	19.99
14	64 BRAZ-DAGAND Lou	LW10-2	1995	FRA	27.17	55.80	1:19.38	1:41.77	20.39
15	59 TAIT Sam	LW11	1991	AUS	24.91	47.92	1:30.23	1:54.95	33.57
16	77 RABL Roman	LW12-1	1991	AUT	23.27	3:56.26	4:12.42	4:32.95	11.57

DID NOT FINISH: 11 competitors

52 KAMPSCHREUR Jeroen	LW12-2	1999	NED
56 PETERS Corey	LW12-1	1983	NZL
57 KURKA Andrew	LW12-1	1992	USA
58 MORII Taiki	LW11	1980	JPN
61 MEIJER Floris	LW10-2	1989	NED
62 PELIT Murat	LW11	1982	SUI
65 HAN Sang Min	LW12-1	1979	KOR
66 CHRISTEN Pascal	LW10-2	1992	SUI
67 ROWLAND Brian	LW11	1986	CAN
74 WILLIAMS David Allen	LW11	1979	USA
76 GONG Zhaolin	LW10-2	1989	CHN



Results 成绩

Number of Competitors: 28 Number of NPCs: 16

Rank	Bib Name	Sport Class	YB	NPC Code	IT1	IT2	IT3	Result	Diff.
------	----------	-------------	----	----------	-----	-----	-----	--------	-------

DID NOT START: 1 competitor

69	SIKORSKI Igor	LW11	1990	POL					
----	---------------	------	------	-----	--	--	--	--	--

Forerunners:	A - GUO Quing	CHN	B - ZHU Yanan	CHN	C - ZHANG Yuying	CHN
---------------------	---------------	-----	---------------	-----	------------------	-----

Conditions on course:	SUNNY	Snow: COMPACT	Temperature - Start: -7°C	Temperature - Finish: -7°C
------------------------------	-------	---------------	---------------------------	----------------------------

Legend:	Diff.	Difference	IT1	Intermediate time 1	IT2	Intermediate time 2	IT3	Intermediate time 3
	YB	Year of Birth						



Performance Analysis by Rank 按排名评价表现

Number of Competitors: 16 Number of NPCs: 12

Rank	Bib	Name Sport Class	NPC Code	Positions			Partials		Difference		Speed			
				Pos	Time	Rank	Pos	Time	Rank	Time	Dist.(m)	Pos.	(km/h)	Rank
1	53	PEDERSEN Jesper LW11	NOR	Int1:	25.09 (21.72)	(1)			0.00		Sp1	79.70	(2)	
				Int2:	51.37 (44.48)	(1)	I1-I2:	26.28 (22.76)	(1)	0.00				
				Int3:	1:10.79 (1:01.29)	(1)	I2-I3:	19.42 (16.81)	(3)	0.00				
				Fin:	1:33.99 (1:21.38)	(1)	I3-Fin:	23.20 (20.09)	(1)	0.00	0.00	Avg:	100.29	
2	55	SUZUKI Takeshi LW12-2	JPN	Int1:	25.31 (22.21)	(2)			0.49		Sp1	74.45	(5)	
				Int2:	52.89 (46.41)	(3)	I1-I2:	27.58 (24.20)	(5)	1.93				
				Int3:	1:12.20 (1:03.35)	(3)	I2-I3:	19.31 (16.94)	(2)	2.06				
				Fin:	1:36.57 (1:24.73)	(2)	I3-Fin:	24.37 (21.38)	(4)	3.35	89.63	Avg:	96.32	
3	60	de LANGEN Niels LW12-2	NED	Int1:	25.76 (22.60)	(3)			0.88		Sp1	68.45	(12)	
				Int2:	52.52 (46.08)	(2)	I1-I2:	26.76 (23.48)	(3)	1.60				
				Int3:	1:12.12 (1:03.28)	(2)	I2-I3:	19.60 (17.20)	(5)	1.99				
				Fin:	1:37.32 (1:25.39)	(3)	I3-Fin:	25.20 (22.11)	(7)	4.01	106.46	Avg:	95.58	
4	54	KANO Akira LW11	JPN	Int1:	26.91 (23.30)	(8)			1.58		Sp1	72.55	(8)	
				Int2:	54.10 (46.84)	(4)	I1-I2:	27.19 (23.54)	(4)	2.36				
				Int3:	1:14.90 (1:04.85)	(5)	I2-I3:	20.80 (18.01)	(7)	3.56				
				Fin:	1:39.45 (1:26.10)	(4)	I3-Fin:	24.55 (21.25)	(5)	4.72	124.28	Avg:	94.79	
5	75	YAN Hailing LW12-2	CHN	Int1:	26.54 (23.29)	(7)			1.57		Sp1	80.41	(1)	
				Int2:	54.33 (47.67)	(6)	I1-I2:	27.79 (24.38)	(6)	3.19				
				Int3:	1:13.80 (1:04.75)	(4)	I2-I3:	19.47 (17.08)	(4)	3.46				
				Fin:	1:38.45 (1:26.38)	(5)	I3-Fin:	24.65 (21.63)	(6)	5.00	131.22	Avg:	94.48	
6	78	LIANG Zilu LW12-2	CHN	Int1:	26.35 (23.12)	(5)			1.40		Sp1	73.54	(7)	
				Int2:	54.47 (47.79)	(7)	I1-I2:	28.12 (24.67)	(8)	3.31				
				Int3:	1:14.46 (1:05.33)	(6)	I2-I3:	19.99 (17.54)	(6)	4.04				
				Fin:	1:40.06 (1:27.79)	(6)	I3-Fin:	25.60 (22.46)	(9)	6.41	165.53	Avg:	92.96	
7	70	CHEN Liang LW12-2	CHN	Int1:	26.24 (23.02)	(4)			1.30		Sp1	74.37	(6)	
				Int2:	54.30 (47.64)	(5)	I1-I2:	28.06 (24.62)	(7)	3.16				
				Int3:	1:15.32 (1:06.09)	(7)	I2-I3:	21.02 (18.45)	(8)	4.80				
				Fin:	1:40.92 (1:28.55)	(7)	I3-Fin:	25.60 (22.46)	(9)	7.17	183.56	Avg:	92.16	
8	73	BAMBOUSEK Pavel LW12-1	CZE	Int1:	27.43 (24.05)	(9)			2.33		Sp1	78.67	(4)	
				Int2:	55.96 (49.05)	(9)	I1-I2:	28.53 (25.00)	(9)	4.57				
				Int3:	1:20.53 (1:10.59)	(10)	I2-I3:	24.57 (21.54)	(13)	9.30				
				Fin:	1:44.28 (1:31.41)	(8)	I3-Fin:	23.75 (20.82)	(3)	10.03	248.75	Avg:	89.28	



Performance Analysis by Rank 按排名评价表现

Number of Competitors: 16 Number of NPCs: 12

Rank	Bib	Name Sport Class	NPC Code	Positions			Partials		Difference		Speed				
				Pos	Time	Rank	Pos	Time	Rank	Time	Dist.(m)	Pos.	(km/h)	Rank	
9	79	BISQUERTT HUDSON Nicolas LW10-2	CHI	Int1:	29.03 (24.93)	(11)				3.21		Sp1	66.34	(14)	
				Int2:	59.56 (51.14)	(11)	I1-I2:	30.53 (26.21)	(13)	6.66					
				Int3:	1:21.61 (1:10.07)	(9)	I2-I3:	22.05 (18.93)	(9)	8.78					
				Fin:	1:46.91 (1:31.79)	(9)	I3-Fin:	25.30 (21.72)	(8)	10.41	257.10	Avg:	88.91		
10	71	LI Xiang LW10-1	CHN	Int1:	29.82 (25.37)	(12)				3.65		Sp1	63.48	(15)	
				Int2:	58.78 (50.02)	(10)	I1-I2:	28.96 (24.65)	(10)	5.54					
				Int3:	1:21.94 (1:09.72)	(8)	I2-I3:	23.16 (19.70)	(12)	8.43					
				Fin:	1:48.05 (1:31.94)	(10)	I3-Fin:	26.11 (22.22)	(14)	10.56	260.38	Avg:	88.77		
11	72	PLANTEY Enrique LW11	ARG	Int1:	30.04 (26.01)	(14)				4.29		Sp1	69.43	(11)	
				Int2:	1:00.11 (52.04)	(13)	I1-I2:	30.07 (26.03)	(11)	7.56					
				Int3:	1:22.63 (1:11.54)	(12)	I2-I3:	22.52 (19.50)	(11)	10.25					
				Fin:	1:48.31 (1:33.77)	(11)	I3-Fin:	25.68 (22.23)	(11)	12.39	299.54	Avg:	87.03		
12	68	EWEN Aaron LW11	NZL	Int1:	29.55 (25.58)	(13)				3.86		Sp1	67.61	(13)	
				Int2:	59.68 (51.67)	(12)	I1-I2:	30.13 (26.09)	(12)	7.19					
				Int3:	1:21.83 (1:10.85)	(11)	I2-I3:	22.15 (19.18)	(10)	9.56					
				Fin:	1:48.44 (1:33.89)	(12)	I3-Fin:	26.61 (23.04)	(15)	12.51	302.06	Avg:	86.92		
13	63	DRUGAN Ravi LW12-2	USA	Int1:	30.17 (26.47)	(15)				4.75		Sp1	57.25	(16)	
				Int2:	1:03.98 (56.14)	(15)	I1-I2:	33.81 (29.67)	(15)	11.66					
				Int3:	1:29.83 (1:18.82)	(13)	I2-I3:	25.85 (22.68)	(14)	17.53					
				Fin:	1:55.53 (1:41.37)	(13)	I3-Fin:	25.70 (22.55)	(12)	19.99	447.05	Avg:	80.51		
14	64	BRAZ-DAGAND Lou LW10-2	FRA	Int1:	31.65 (27.17)	(16)				5.45		Sp1	70.89	(10)	
				Int2:	1:04.99 (55.80)	(14)	I1-I2:	33.34 (28.63)	(14)	11.32					
				Int3:	1:32.45 (1:19.38)	(14)	I2-I3:	27.46 (23.58)	(15)	18.09					
				Fin:	1:58.53 (1:41.77)	(14)	I3-Fin:	26.08 (22.39)	(13)	20.39	454.20	Avg:	80.19		
15	59	TAIT Sam LW11	AUS	Int1:	28.77 (24.91)	(10)				3.19		Sp1	71.16	(9)	
				Int2:	55.35 (47.92)	(8)	I1-I2:	26.58 (23.01)	(2)	3.44					
				Int3:	1:44.21 (1:30.23)	(15)	I2-I3:	48.86 (42.31)	(16)	28.94					
				Fin:	2:12.77 (1:54.95)	(15)	I3-Fin:	28.56 (24.72)	(16)	33.57	662.05	Avg:	71.00		
16	77	RABL Roman LW12-1	AUT	Int1:	26.55 (23.27)	(6)				1.55		Sp1	79.68	(3)	
				Int2:	4:29.52 (3:56.26)	(16)	I1-I2:	4:02.97 (3:32.99)	(16)	3:11.7					
				Int3:	4:47.95 (4:12.42)	(16)	I2-I3:	18.43 (16.16)	(1)	3:11.1					
				Fin:	5:11.37 (4:32.95)	(16)	I3-Fin:	23.42 (20.53)	(2)	3:11.5	1591.0	Avg:	29.90		



Performance Analysis by Rank
按排名评价表现

Number of Competitors: 16 Number of NPCs: 12

Rank	Bib Name	NPC Code	Positions			Partials		Difference		Speed	
			Pos	Time Rank Pos	Time Rank Pos	Time Rank	Time Rank	Time Dist.(m)	Pos. (km/h)	Rank	

Intermediate Time Positions : Int. 1 = Inter1 Int. 2 = Inter2 Int. 3 = Inter3
Speed Measurement Positions : Sp 1 = Speed 1

Legend:		Dist.(m)	Fin	Int
Avg	Average	Pos.	Pos.	Sp
ix	Intermediate x	Distance in metres Intermediate or speed position	Finish	Intermediate Speed trap



Results 成绩

Jury

Technical Delegate	PALOVICOVA Jana	SVK
WPAS Race Director	SKUTELJ SVETIC Anja	WPAS
Chief of Race	AN Linbo	CHN
Referee	GROS Davide	ITA
Assistant Referee	CARZERI Simone	ITA
Start Referee	SAWANO Hiroshi	JPN
Finish Referee	DOJCINOVIC Jelena	BIH

Video Controller	SAWICKI Ozzie	CAN
WPAS OVR Race Administrator	NEMCIC Ivan	WPAS
Equipment Controller	HICKS Bill	USA

Technical Data

Course Name	Rock
Start Altitude	1930m
Finish Altitude	1285m
Vertical Drop	645m
WPAS Homologation Number	13377/11/19
Course Length	2267m

Race Information

Course Setter	BLATTMANN Hans	NOR
Gates	34	
Start Time	11:00	

Number of Competitors: 28 Number of NPCs: 16

Rank	Bib Name	Sport Class	YB	NPC Code	IT1	IT2	IT3	Result	Diff.
1	49 KAMPSCHREUR Jeroen	LW12-2	1999	NED	21.17	43.05	58.49	1:18.48	
2	48 PEDERSEN Jesper	LW11	1999	NOR	21.50	43.49	58.96	1:18.90	0.42
3	69 RABL Roman	LW12-1	1991	AUT	22.59	45.31	1:00.59	1:22.47	3.99
4	51 SUZUKI Takeshi	LW12-2	1988	JPN	21.54	45.19	1:00.40	1:22.65	4.17
5	53 KURKA Andrew	LW12-1	1992	USA	22.27	45.33	1:02.60	1:22.69	4.21
6	56 de LANGEN Niels	LW12-2	1998	NED	22.19	45.34	1:01.98	1:23.38	4.90
7	66 LIANG Zilu	LW12-2	2004	CHN	23.11	47.10	1:03.99	1:25.02	6.54
8	67 GONG Zhaolin	LW10-2	1989	CHN	23.76	47.12	1:05.98	1:26.57	8.09
9	50 KANO Akira	LW11	1986	JPN	21.68	43.79	1:05.00	1:27.27	8.79
10	54 MORII Taiki	LW11	1980	JPN	22.48	44.80	1:06.21	1:28.66	10.18
11	75 CHEN Liang	LW12-2	1997	CHN	22.25	45.65	1:05.37	1:28.81	10.33
12	71 LI Xiang	LW10-1	1997	CHN	24.34	49.87	1:08.39	1:29.73	11.25
13	61 HAN Sang Min	LW12-1	1979	KOR	25.42	50.52	1:08.36	1:30.65	12.17
14	59 DRUGAN Ravi	LW12-2	1989	USA	24.32	50.94	1:09.73	1:31.27	12.79
15	68 PLANTEY Enrique	LW11	1982	ARG	25.93	50.67	1:17.28	1:41.61	23.13
16	55 TAIT Sam	LW11	1991	AUS	22.31	44.26	59.68	1:41.73	23.25
17	70 YAN Hailing	LW12-2	2003	CHN	23.90	47.28	1:19.36	1:43.68	25.20
18	57 MEIJER Floris	LW10-2	1989	NED	22.18	44.52	1:19.77	1:43.71	25.23
19	64 EWEN Aaron	LW11	1996	NZL	23.41	1:45.31	2:03.29	2:23.91	05.43
20	73 BISQUERTT HUDSON Nicolas	LW10-2	1998	CHI	22.77	1:51.91	2:09.64	2:30.40	11.92

DID NOT FINISH: 5 competitors

52 PETERS Corey	LW12-1	1983	NZL
58 PELIT Murat	LW11	1982	SUI
62 CHRISTEN Pascal	LW10-2	1992	SUI
63 ROWLAND Brian	LW11	1986	CAN
72 BAMBOUSEK Pavel	LW12-1	1984	CZE

DID NOT START: 3 competitors

60 BRAZ-DAGAND Lou	LW10-2	1995	FRA
65 SIKORSKI Igor	LW11	1990	POL



Results 成绩

Number of Competitors: 28 Number of NPCs: 16

Rank	Bib Name	Sport Class	YB	NPC Code	IT1	IT2	IT3	Result	Diff.
74	WILLIAMS David Allen	LW11	1979	USA					

Forerunners:	A - GUO Quing	CHN	B - ZHU Yanan	CHN	C - ZHANG Yuying	CHN
---------------------	---------------	-----	---------------	-----	------------------	-----

Conditions on course:	SUNNY	Snow: COMPACT	Temperature - Start: -2°C	Temperature - Finish: 1°C
------------------------------	-------	---------------	---------------------------	---------------------------

Legend:	Diff.	Difference	IT1	Intermediate time 1	IT2	Intermediate time 2	IT3	Intermediate time 3
	YB	Year of Birth						



Performance Analysis by Rank
按排名评价表现

Number of Competitors: 6 Number of NPCs: 4

Rank	Bib	Name Sport Class	NPC Code	Positions		Partials		Difference		Speed			
				Pos	Time Rank	Time Rank	Time	Dist.(m)	Pos.	(km/h) Rank			
1	9	ZHU Daqing B2	CHN	Int1:	25.75 (22.42)	(1)			0.00		Sp1 90.78	(2)	
				Int2:	50.77 (44.21)	(1)	I1-I2:	25.02 (21.79)	(2)	0.00			
				Int3:	1:12.13 (1:02.81)	(2)	I2-I3:	21.36 (18.60)	(2)	0.87			
				Fin:	1:35.79 (1:23.42)	(1)	I3-Fin:	23.66 (20.61)	(2)	0.00	0.00	Avg:	97.83
1	1	FARKASOVA Henrieta B3	SVK	Int1:	24.84 (22.70)	(2)			0.28		Sp1 97.03	(1)	
				Int2:	48.82 (44.63)	(2)	I1-I2:	23.98 (21.93)	(1)	0.42			
				Int3:	1:07.76 (1:01.94)	(1)	I2-I3:	18.94 (17.31)	(1)	0.00			
				Fin:	1:31.25 (1:23.42)	(1)	I3-Fin:	23.49 (21.48)	(1)	0.00	0.00	Avg:	97.83
3	3	REXOVA Alexandra B2	SVK	Int1:	26.56 (23.13)	(3)			0.71		Sp1 87.65	(3)	
				Int2:	53.62 (46.69)	(3)	I1-I2:	27.06 (23.56)	(3)	2.48			
				Int3:	1:15.86 (1:06.06)	(3)	I2-I3:	22.24 (19.37)	(3)	4.12			
				Fin:	1:40.94 (1:27.90)	(3)	I3-Fin:	25.08 (21.84)	(4)	4.48	115.54	Avg:	92.85
4	2	KNIGHT Millie B2	GBR	Int1:	28.86 (25.13)	(5)			2.71		Sp1 83.57	(4)	
				Int2:	56.92 (49.57)	(4)	I1-I2:	28.06 (24.44)	(4)	5.36			
				Int3:	1:20.22 (1:09.86)	(4)	I2-I3:	23.30 (20.29)	(4)	7.92			
				Fin:	1:45.68 (1:32.03)	(4)	I3-Fin:	25.46 (22.17)	(5)	8.61	212.09	Avg:	88.68
5	8	VOZZA Martina B2	ITA	Int1:	30.29 (26.37)	(6)			3.95		Sp1 63.05	(6)	
				Int2:	59.98 (52.23)	(6)	I1-I2:	29.69 (25.86)	(6)	8.02			
				Int3:	1:23.47 (1:12.69)	(6)	I2-I3:	23.49 (20.46)	(6)	10.75			
				Fin:	1:48.05 (1:34.10)	(5)	I3-Fin:	24.58 (21.41)	(3)	10.68	257.30	Avg:	86.73
6	6	FITZPATRICK Menna B2	GBR	Int1:	28.71 (25.00)	(4)			2.58		Sp1 75.18	(5)	
				Int2:	58.14 (50.63)	(5)	I1-I2:	29.43 (25.63)	(5)	6.42			
				Int3:	1:21.61 (1:11.07)	(5)	I2-I3:	23.47 (20.44)	(5)	9.13			
				Fin:	1:48.10 (1:34.14)	(6)	I3-Fin:	26.49 (23.07)	(6)	10.72	258.15	Avg:	86.69

Intermediate Time Positions : Int. 1 = Inter1 Int. 2 = Inter2 Int. 3 = Inter3
Speed Measurement Positions : Sp 1 = Speed 1

Legend:							
Avg	Average	Dist.(m)	Distance in metres	Fin	Finish	Int	Intermediate
Ix	Intermediate x	Pos.	Intermediate or speed position			Sp	Speed trap



Results 成绩

Jury

Technical Delegate	PALOVICOVA Jana	SVK
WPAS Race Director	SKUTELJ SVETIC Anja	WPAS
Chief of Race	AN Linbo	CHN
Referee	GROS Davide	ITA
Assistant Referee	CARZERI Simone	ITA
Start Referee	SAWANO Hiroshi	JPN
Finish Referee	DOJCINOVIC Jelena	BIH

Video Controller	SAWICKI Ozzie	CAN
WPAS OVR Race Administrator	NEMCIC Ivan	WPAS
Equipment Controller	HICKS Bill	USA

Technical Data

Course Name	Rock
Start Altitude	1930m
Finish Altitude	1285m
Vertical Drop	645m
WPAS Homologation Number	13377/11/19
Course Length	2267m

Race Information

Course Setter	BLATTMANN Hans	NOR
Gates	34	
Start Time	10:00	

Number of Competitors: 27 Number of NPCs: 15

Rank	Bib Name	Sport Class	YB NPC Code	IT1	IT2	IT3	Result	Diff.
1	46 KAMPSCHREUR Jeroen	LW12-2	1999 NED	20.71	41.43	56.53	1:18.23	
2	51 KURKA Andrew	LW12-1	1992 USA	20.84	42.50	57.43	1:19.38	1.15
3	54 de LANGEN Niels	LW12-2	1998 NED	21.54	43.58	58.97	1:21.76	3.53
4	52 MORII Taiki	LW11	1980 JPN	21.54	43.80	59.57	1:22.28	4.05
5	47 PEDERSEN Jesper	LW11	1999 NOR	20.90	41.76	1:00.89	1:22.58	4.35
6	50 PETERS Corey	LW12-1	1983 NZL	21.48	43.68	1:00.87	1:22.67	4.44
7	55 MEIJER Floris	LW10-2	1989 NED	22.08	43.97	59.98	1:22.74	4.51
8	68 BISQUERTT HUDSON Nicolas	LW10-2	1998 CHI	22.46	45.41	1:03.00	1:24.90	6.67
9	65 LIANG Zilu	LW12-2	2004 CHN	22.25	45.89	1:02.66	1:25.15	6.92
10	67 YAN Hailing	LW12-2	2003 CHN	22.35	45.58	1:01.81	1:25.43	7.20
11	61 ROWLAND Brian	LW11	1986 CAN	22.47	44.78	1:02.12	1:25.50	7.27
12	63 CHEN Liang	LW12-2	1997 CHN	22.22	45.03	1:02.03	1:25.87	7.64
13	49 SUZUKI Takeshi	LW12-2	1988 JPN	21.82	44.87	1:01.11	1:26.21	7.98
14	71 PLANTEY Enrique	LW11	1982 ARG	22.71	46.70	1:03.34	1:26.60	8.37
15	62 EWEN Aaron	LW11	1996 NZL	22.80	46.33	1:04.77	1:27.23	9.00
16	53 TAIT Sam	LW11	1991 AUS	21.43	48.25		1:28.49	10.26
17	57 DRUGAN Ravi	LW12-2	1989 USA	23.09	47.33	1:04.59	1:29.09	10.86
18	69 LI Xiang	LW10-1	1997 CHN	23.25	48.09	1:05.59	1:30.11	11.88
19	72 GONG Zhaolin	LW10-2	1989 CHN	33.39	56.91	1:21.70	1:46.21	27.98

DID NOT FINISH: 5 competitors

48 KANO Akira	LW11	1986 JPN
59 HAN Sang Min	LW12-1	1979 KOR
60 CHRISTEN Pascal	LW10-2	1992 SUI
64 BAMBOUSEK Pavel	LW12-1	1984 CZE
66 RABL Roman	LW12-1	1991 AUT

DID NOT START: 3 competitors

56 PELIT Murat	LW11	1982 SUI
58 BRAZ-DAGAND Lou	LW10-2	1995 FRA



Results 成绩

Number of Competitors: 27 Number of NPCs: 15

Rank	Bib Name	Sport Class	YB	NPC Code	IT1	IT2	IT3	Result	Diff.
70	WILLIAMS David Allen	LW11	1979	USA					

Forerunners:	A - GUO Quing	CHN	B - ZHU Yanan	CHN	C - ZHANG Yuying	CHN
---------------------	---------------	-----	---------------	-----	------------------	-----

Conditions on course:	SUNNY	Snow: COMPACT	Temperature - Start: -1°C	Temperature - Finish: 0°C
------------------------------	-------	---------------	---------------------------	---------------------------

Legend:	Diff.	Difference	IT1	Intermediate time 1	IT2	Intermediate time 2	IT3	Intermediate time 3
	YB	Year of Birth						



Performance Analysis by Rank 按排名评价表现

Number of Competitors: 19 Number of NPCs: 10

Rank	Bib	Name Sport Class	NPC Code	Positions			Partials		Difference		Speed				
				Pos	Time	Rank	Pos	Time	Rank	Time	Dist.(m)	Pos.	(km/h)	Rank	
1	46	KAMPSCHREUR Jeroen LW12-2	NED	Int1:	23.61 (20.71)	(1)				0.00		Sp1	82.33	(15)	
				Int2:	47.22 (41.43)	(1)	I1-I2:	23.61 (20.72)	(1)	0.00					
				Int3:	1:04.44 (56.53)	(1)	I2-I3:	17.22 (15.10)	(2)	0.00					
				Fin:	1:29.17 (1:18.23)	(1)	I3-Fin:	24.73 (21.70)	(1)	0.00	0.00	Avg:	104.32		
2	51	KURKA Andrew LW12-1	USA	Int1:	23.78 (20.84)	(2)				0.13		Sp1	93.52	(2)	
				Int2:	48.49 (42.50)	(3)	I1-I2:	24.71 (21.66)	(3)	1.07					
				Int3:	1:05.52 (57.43)	(2)	I2-I3:	17.03 (14.93)	(1)	0.90					
				Fin:	1:30.56 (1:19.38)	(2)	I3-Fin:	25.04 (21.95)	(3)	1.15	32.84	Avg:	102.81		
3	54	de LANGEN Niels LW12-2	NED	Int1:	24.55 (21.54)	(6)				0.83		Sp1	86.35	(11)	
				Int2:	49.67 (43.58)	(4)	I1-I2:	25.12 (22.04)	(4)	2.15					
				Int3:	1:07.21 (58.97)	(3)	I2-I3:	17.54 (15.39)	(3)	2.44					
				Fin:	1:33.19 (1:21.76)	(3)	I3-Fin:	25.98 (22.79)	(8)	3.53	97.88	Avg:	99.82		
4	52	MORII Taiki LW11	JPN	Int1:	24.88 (21.54)	(6)				0.83		Sp1	89.08	(6)	
				Int2:	50.60 (43.80)	(6)	I1-I2:	25.72 (22.26)	(7)	2.37					
				Int3:	1:08.81 (59.57)	(4)	I2-I3:	18.21 (15.77)	(4)	3.04					
				Fin:	1:35.04 (1:22.28)	(4)	I3-Fin:	26.23 (22.71)	(9)	4.05	111.59	Avg:	99.19		
5	47	PEDERSEN Jesper LW11	NOR	Int1:	24.14 (20.90)	(3)				0.19		Sp1	79.87	(16)	
				Int2:	48.24 (41.76)	(2)	I1-I2:	24.10 (20.86)	(2)	0.33					
				Int3:	1:10.33 (1:00.89)	(7)	I2-I3:	22.09 (19.13)	(17)	4.36					
				Fin:	1:35.39 (1:22.58)	(5)	I3-Fin:	25.06 (21.69)	(4)	4.35	119.42	Avg:	98.83		
6	50	PETERS Corey LW12-1	NZL	Int1:	24.51 (21.48)	(5)				0.77		Sp1	93.39	(3)	
				Int2:	49.84 (43.68)	(5)	I1-I2:	25.33 (22.20)	(5)	2.25					
				Int3:	1:09.44 (1:00.87)	(6)	I2-I3:	19.60 (17.19)	(11)	4.34					
				Fin:	1:34.31 (1:22.67)	(6)	I3-Fin:	24.87 (21.80)	(2)	4.44	121.75	Avg:	98.72		
7	55	MEIJER Floris LW10-2	NED	Int1:	25.72 (22.08)	(9)				1.37		Sp1	84.06	(13)	
				Int2:	51.22 (43.97)	(7)	I1-I2:	25.50 (21.89)	(6)	2.54					
				Int3:	1:09.86 (59.98)	(5)	I2-I3:	18.64 (16.01)	(7)	3.45					
				Fin:	1:36.37 (1:22.74)	(7)	I3-Fin:	26.51 (22.76)	(10)	4.51	123.57	Avg:	98.64		
8	68	BISQUERTT HUDSON Nicolas LW10-2	CHI	Int1:	26.17 (22.46)	(13)				1.75		Sp1	76.67	(18)	
				Int2:	52.89 (45.41)	(11)	I1-I2:	26.72 (22.95)	(12)	3.98					
				Int3:	1:13.38 (1:03.00)	(13)	I2-I3:	20.49 (17.59)	(14)	6.47					
				Fin:	1:38.89 (1:24.90)	(8)	I3-Fin:	25.51 (21.90)	(5)	6.67	178.10	Avg:	96.13		



Performance Analysis by Rank 按排名评价表现

Number of Competitors: 19 Number of NPCs: 10

Rank	Bib	Name Sport Class	NPC Code	Positions		Partials		Difference		Speed				
				Pos	Time	Rank	Pos	Time	Rank	Time	Dist.(m)	Pos.	(km/h)	Rank
9	65	LIANG Zilu LW12-2	CHN	Int1:	25.36 (22.25)	(11)			1.54		Sp1	88.68	(7)	
				Int2:	52.31 (45.89)	(13)	I1-I2:	26.95 (23.64)	(13)	4.46				
				Int3:	1:11.42 (1:02.66)	(12)	I2-I3:	19.11 (16.77)	(8)	6.13				
				Fin:	1:37.05 (1:25.15)	(9)	I3-Fin:	25.63 (22.49)	(6)	6.92	184.24	Avg:	95.84	
10	67	YAN Hailing LW12-2	CHN	Int1:	25.48 (22.35)	(12)			1.64		Sp1	90.57	(5)	
				Int2:	51.95 (45.58)	(12)	I1-I2:	26.47 (23.23)	(11)	4.15				
				Int3:	1:10.45 (1:01.81)	(9)	I2-I3:	18.50 (16.23)	(5)	5.28				
				Fin:	1:37.37 (1:25.43)	(10)	I3-Fin:	26.92 (23.62)	(12)	7.20	191.06	Avg:	95.53	
11	61	ROWLAND Brian LW11	CAN	Int1:	25.96 (22.47)	(14)			1.76		Sp1	96.49	(1)	
				Int2:	51.73 (44.78)	(8)	I1-I2:	25.77 (22.31)	(8)	3.35				
				Int3:	1:11.76 (1:02.12)	(11)	I2-I3:	20.03 (17.34)	(13)	5.59				
				Fin:	1:38.76 (1:25.50)	(11)	I3-Fin:	27.00 (23.38)	(13)	7.27	192.76	Avg:	95.45	
12	63	CHEN Liang LW12-2	CHN	Int1:	25.33 (22.22)	(10)			1.51		Sp1	91.06	(4)	
				Int2:	51.33 (45.03)	(10)	I1-I2:	26.00 (22.81)	(9)	3.60				
				Int3:	1:10.70 (1:02.03)	(10)	I2-I3:	19.37 (17.00)	(10)	5.50				
				Fin:	1:37.87 (1:25.87)	(12)	I3-Fin:	27.17 (23.84)	(14)	7.64	201.70	Avg:	95.04	
13	49	SUZUKI Takeshi LW12-2	JPN	Int1:	24.88 (21.82)	(8)			1.11		Sp1	86.47	(10)	
				Int2:	51.14 (44.87)	(9)	I1-I2:	26.26 (23.05)	(10)	3.44				
				Int3:	1:09.65 (1:01.11)	(8)	I2-I3:	18.51 (16.24)	(6)	4.58				
				Fin:	1:38.26 (1:26.21)	(13)	I3-Fin:	28.61 (25.10)	(17)	7.98	209.84	Avg:	94.67	
14	71	PLANTEY Enrique LW11	ARG	Int1:	26.24 (22.71)	(15)			2.00		Sp1	88.06	(8)	
				Int2:	53.95 (46.70)	(15)	I1-I2:	27.71 (23.99)	(17)	5.27				
				Int3:	1:13.16 (1:03.34)	(14)	I2-I3:	19.21 (16.64)	(9)	6.81				
				Fin:	1:40.03 (1:26.60)	(14)	I3-Fin:	26.87 (23.26)	(11)	8.37	219.11	Avg:	94.24	
15	62	EWEN Aaron LW11	NZL	Int1:	26.34 (22.80)	(16)			2.09		Sp1	85.92	(12)	
				Int2:	53.52 (46.33)	(14)	I1-I2:	27.18 (23.53)	(14)	4.90				
				Int3:	1:14.81 (1:04.77)	(16)	I2-I3:	21.29 (18.44)	(16)	8.24				
				Fin:	1:40.76 (1:27.23)	(15)	I3-Fin:	25.95 (22.46)	(7)	9.00	233.90	Avg:	93.56	
16	53	TAIT Sam LW11	AUS	Int1:	24.76 (21.43)	(4)			0.72		Sp1	63.30	(19)	
				Int2:	55.73 (48.25)	(18)	I1-I2:	30.97 (26.82)	(19)	6.82				
				Int3:			I2-I3:							
				Fin:	1:42.21 (1:28.49)	(16)	I3-Fin:			10.26	262.85	Avg:	92.23	



Performance Analysis by Rank

按排名评价表现

Number of Competitors: 19 Number of NPCs: 10

Rank	Bib	Name Sport Class	NPC Code	Positions			Partials		Difference		Speed			
				Pos	Time	Rank	Pos	Time	Rank	Time	Dist.(m)	Pos.	(km/h)	Rank
17	57	DRUGAN Ravi LW12-2	USA	Int1:	26.32 (23.09)	(17)			2.38		Sp1	84.00	(14)	
				Int2:	53.95 (47.33)	(16)	I1-I2:	27.63 (24.24)	(16)	5.90				
				Int3:	1:13.62 (1:04.59)	(15)	I2-I3:	19.67 (17.26)	(12)	8.06				
				Fin:	1:41.55 (1:29.09)	(17)	I3-Fin:	27.93 (24.50)	(15)	10.86	276.35	Avg:	91.61	
18	69	LI Xiang LW10-1	CHN	Int1:	27.33 (23.25)	(18)			2.54		Sp1	86.91	(9)	
				Int2:	56.52 (48.09)	(17)	I1-I2:	29.19 (24.84)	(18)	6.66				
				Int3:	1:17.09 (1:05.59)	(17)	I2-I3:	20.57 (17.50)	(15)	9.06				
				Fin:	1:45.90 (1:30.11)	(18)	I3-Fin:	28.81 (24.52)	(18)	11.88	298.88	Avg:	90.57	
19	72	GONG Zhaolin LW10-2	CHN	Int1:	38.89 (33.39)	(19)			12.68		Sp1	79.59	(17)	
				Int2:	1:06.29 (56.91)	(19)	I1-I2:	27.40 (23.52)	(15)	15.48				
				Int3:	1:35.16 (1:21.70)	(18)	I2-I3:	28.87 (24.79)	(18)	25.17				
				Fin:	2:03.71 (1:46.21)	(19)	I3-Fin:	28.55 (24.51)	(16)	27.98	597.22	Avg:	76.84	

Intermediate Time Positions : Int. 1 = Inter1 Int. 2 = Inter2 Int. 3 = Inter3
Speed Measurement Positions : Sp 1 = Speed 1

Legend:							
Avg Ix	Average Intermediate x	Dist.(m) Pos.	Distance in metres Intermediate or speed position	Fin	Finish	Int Sp	Intermediate Speed trap



Results
成绩

REVISED
3 MAR 20:47

Jury

Technical Delegate	PALOVICOVA Jana	SVK
WPAS Race Director	SKUTELJ SVETIC Anja	WPAS
Chief of Race	AN Linbo	CHN
Referee	GROS Davide	ITA
Assistant Referee	CARZERI Simone	ITA
Start Referee	SAWANO Hiroshi	JPN
Finish Referee	DOJCINOVIC Jelena	BIH

Video Controller	SAWICKI Ozzie	CAN
WPAS OVR Race Administrator	NEMCIC Ivan	WPAS
Equipment Controller	HICKS Bill	USA

Technical Data

Course Name	Rock
Start Altitude	1930m
Finish Altitude	1285m
Vertical Drop	645m
WPAS Homologation Number	13377/11/19
Course Length	2267m

Race Information

Course Setter	BLATTMANN Hans	NOR
Gates	34	
Start Time	10:30	

Number of Competitors: 11 Number of NPCs: 8

Rank	Bib Name	Sport Class	YB	NPC Code	IT1	IT2	IT3	Result	Diff.
1	6 DELEPLACE Hyacinthe Guide: GIRAUD-MOINE Valentin	B2	1989	FRA	20.76	41.49	58.55	1:17.19	
2	4 MARCOUX Mac Guide: RODGERS Tristan	B3	1997	CAN	20.94	41.66	57.77	1:17.49	0.30
3	5 AIGNER Johannes Guide: FLEISCHMANN Matteo	B2	2005	AUT	21.34	42.76	59.68	1:18.53	1.34
4	7 SIMPSON Neil Guide: SIMPSON Andrew	B3	2002	GBR	21.15	42.05	1:00.15	1:20.47	3.28
5	1 HARAUS Miroslav Guide: HUDIK Maros	B2	1986	SVK	22.18	42.65	1:00.14	1:20.87	3.68
6	8 SCHARNAGL Michael Guide: ERHARTER Florian	B2	1989	AUT	22.31	43.87	1:01.44	1:21.23	4.04
7	2 KRAKO Jakub Guide: BROZMAN Branislav	B2	1990	SVK	22.23	43.51	1:01.83	1:22.39	5.20
8	3 BERTAGNOLLI Giacomo Guide: RAVELLI Andrea	B3	1999	ITA	22.61	43.74	1:01.73	1:22.64	5.45
9	10 LEACH Logan Guide: PETIT Julien	B3	2002	CAN	24.67	48.49	1:07.40	1:29.47	12.28
10	11 JENSEN Patrick Guide: HODGSON Amelia	B2	1996	AUS	24.87	52.33	1:12.92	1:34.84	17.65

DID NOT START: 1 competitor

9 HWANG Mingyu 1996 KOR
Guide:

Forerunners:	A - GUO Quing CHN	B - ZHU Yanan CHN	C - ZHANG Yuying CHN
--------------	-------------------	-------------------	----------------------

Conditions on course:	SUNNY	Snow: COMPACT	Temperature - Start: -7°C	Temperature - Finish: -7°C
-----------------------	-------	---------------	---------------------------	----------------------------

Legend:	Diff. Difference	IT1 Intermediate time 1	IT2 Intermediate time 2	IT3 Intermediate time 3
YB	Year of Birth			

REVISED Report updated due to IPC decision to decline entries from RPC and BLR



Performance Analysis by Rank
按排名评价表现

REVISED
3 MAR 18:51

Number of Competitors: 10 Number of NPCs: 7

Rank	Bib	Name Sport Class	NPC Code	Positions		Partials		Difference		Speed			
				Pos	Time Rank	Pos	Time Rank	Time	Dist.(m)	Pos.	(km/h) Rank		
1	6	DELEPLACE Hyacinthe B2	FRA	Int1:	23.84 (20.76)	(1)			0.00		Sp1 82.55	(5)	
				Int2:	47.64 (41.49)	(1)	I1-I2:	23.80 (20.73)	(5)	0.00			
				Int3:	1:07.23 (58.55)	(2)	I2-I3:	19.59 (17.06)	(3)	0.78			
				Fin:	1:28.63 (1:17.19)	(1)	I3-Fin:	21.40 (18.64)	(1)	0.00	0.00	Avg:	92.08
2	4	MARCOUX Mac B3	CAN	Int1:	22.90 (20.94)	(2)			0.18		Sp1 83.06	(4)	
				Int2:	45.57 (41.66)	(2)	I1-I2:	22.67 (20.72)	(1)	0.17			
				Int3:	1:03.19 (57.77)	(1)	I2-I3:	17.62 (16.11)	(1)	0.00			
				Fin:	1:24.76 (1:17.49)	(2)	I3-Fin:	21.57 (19.72)	(2)	0.30	8.02	Avg:	96.29
3	5	AIGNER Johannes B2	AUT	Int1:	24.50 (21.34)	(4)			0.58		Sp1 76.32	(8)	
				Int2:	49.10 (42.76)	(5)	I1-I2:	24.60 (21.42)	(7)	1.27			
				Int3:	1:08.53 (59.68)	(3)	I2-I3:	19.43 (16.92)	(2)	1.91			
				Fin:	1:30.17 (1:18.53)	(3)	I3-Fin:	21.64 (18.85)	(3)	1.34	33.69	Avg:	90.51
4	7	SIMPSON Neil B3	GBR	Int1:	23.13 (21.15)	(3)			0.39		Sp1 89.55	(1)	
				Int2:	46.00 (42.05)	(3)	I1-I2:	22.87 (20.90)	(2)	0.56			
				Int3:	1:05.80 (1:00.15)	(5)	I2-I3:	19.80 (18.10)	(5)	2.38			
				Fin:	1:28.02 (1:20.47)	(4)	I3-Fin:	22.22 (20.32)	(4)	3.28	84.48	Avg:	92.72
5	1	HARAUS Miroslav B2	SVK	Int1:	25.47 (22.18)	(5)			1.42		Sp1 85.06	(3)	
				Int2:	48.97 (42.65)	(4)	I1-I2:	23.50 (20.47)	(4)	1.16			
				Int3:	1:09.05 (1:00.14)	(4)	I2-I3:	20.08 (17.49)	(6)	2.37			
				Fin:	1:32.86 (1:20.87)	(5)	I3-Fin:	23.81 (20.73)	(8)	3.68	89.84	Avg:	87.89
6	8	SCHARNAGL Michael B2	AUT	Int1:	25.62 (22.31)	(7)			1.55		Sp1 81.89	(6)	
				Int2:	50.37 (43.87)	(8)	I1-I2:	24.75 (21.56)	(8)	2.38			
				Int3:	1:10.55 (1:01.44)	(6)	I2-I3:	20.18 (17.57)	(7)	3.67			
				Fin:	1:33.27 (1:21.23)	(6)	I3-Fin:	22.72 (19.79)	(5)	4.04	98.20	Avg:	87.50
7	2	KRAKO Jakub B2	SVK	Int1:	25.53 (22.23)	(6)			1.47		Sp1 71.34	(9)	
				Int2:	49.96 (43.51)	(6)	I1-I2:	24.43 (21.28)	(6)	2.02			
				Int3:	1:11.00 (1:01.83)	(8)	I2-I3:	21.04 (18.32)	(9)	4.06			
				Fin:	1:34.60 (1:22.39)	(7)	I3-Fin:	23.60 (20.56)	(7)	5.20	124.61	Avg:	86.27
8	3	BERTAGNOLLI Giacomo B3	ITA	Int1:	24.73 (22.61)	(8)			1.85		Sp1 87.63	(2)	
				Int2:	47.85 (43.74)	(7)	I1-I2:	23.12 (21.13)	(3)	2.25			
				Int3:	1:07.52 (1:01.73)	(7)	I2-I3:	19.67 (17.99)	(4)	3.96			
				Fin:	1:30.40 (1:22.64)	(8)	I3-Fin:	22.88 (20.91)	(6)	5.45	136.67	Avg:	90.28



Performance Analysis by Rank
按排名评价表现

REVISED
3 MAR 18:51

Number of Competitors: 10 Number of NPCs: 7

Rank	Bib	Name Sport Class	NPC Code	Positions			Partials		Difference		Speed			
				Pos	Time	Rank	Pos	Time	Rank	Time	Dist.(m)	Pos.	(km/h)	Rank
9	10	LEACH Logan B3	CAN	Int1:	26.98 (24.67)	(10)				3.91		Sp1	80.40	(7)
				Int2:	53.04 (48.49)	(10)	I1-I2:	26.06 (23.82)	(9)	7.00				
				Int3:	1:13.73 (1:07.40)	(10)	I2-I3:	20.69 (18.91)	(8)	9.63				
				Fin:	1:37.87 (1:29.47)	(9)	I3-Fin:	24.14 (22.07)	(9)	12.28	284.45	Avg:	83.39	
10	11	JENSEN Patrick B2	AUS	Int1:	28.56 (24.87)	(11)				4.11		Sp1	50.05	(10)
				Int2:	1:00.09 (52.33)	(11)	I1-I2:	31.53 (27.46)	(10)	10.84				
				Int3:	1:23.73 (1:12.92)	(11)	I2-I3:	23.64 (20.59)	(10)	15.15				
				Fin:	1:48.90 (1:34.84)	(10)	I3-Fin:	25.17 (21.92)	(10)	17.65	367.42	Avg:	74.94	

Intermediate Time Positions : Int. 1 = Inter1 Int. 2 = Inter2 Int. 3 = Inter3
Speed Measurement Positions : Sp 1 = Speed 1

Legend:							
Avg	Average	Dist.(m)	Distance in metres	Fin	Finish	Int	Intermediate
Ix	Intermediate x	Pos.	Intermediate or speed position			Sp	Speed trap

REVISED Report updated due to IPC decision to decline entries from RPC and BLR



Results 成绩

Jury

Technical Delegate	PALOVICOVA Jana	SVK
WPAS Race Director	SKUTELJ SVETIC Anja	WPAS
Chief of Race	AN Linbo	CHN
Referee	GROS Davide	ITA
Assistant Referee	CARZERI Simone	ITA
Start Referee	SAWANO Hiroshi	JPN
Finish Referee	DOJCINOVIC Jelena	BIH

Video Controller	SAWICKI Ozzie	CAN
WPAS OVR Race Administrator	NEMCIC Ivan	WPAS
Equipment Controller	HICKS Bill	USA

Technical Data

Course Name	Rock
Start Altitude	1930m
Finish Altitude	1285m
Vertical Drop	645m
WPAS Homologation Number	13377/11/19
Course Length	2267m

Race Information

Course Setter	BLATTMANN Hans	NOR
Gates	34	
Start Time	11:00	

Number of Competitors: 10 Number of NPCs: 7

Rank	Bib Name	Sport Class	YB	NPC Code	IT1	IT2	IT3	Result	Diff.
1	5 MARCOUX Mac Guide: RODGERS Tristan	B3	1997	CAN	20.67	40.78	56.75	1:16.12	
2	7 DELEPLACE Hyacinthe Guide: GIRAUD-MOINE Valentin	B2	1989	FRA	19.94	40.88	57.75	1:17.08	0.96
3	4 AIGNER Johannes Guide: FLEISCHMANN Matteo	B2	2005	AUT	20.85	41.69	58.26	1:17.27	1.15
4	3 BERTAGNOLLI Giacomo Guide: RAVELLI Andrea	B3	1999	ITA	21.19	41.66	57.46	1:17.94	1.82
5	8 SIMPSON Neil Guide: SIMPSON Andrew	B3	2002	GBR	20.42	41.77	59.27	1:19.69	3.57
6	2 HARAUS Miroslav Guide: HUDIK Maros	B2	1986	SVK	21.55	41.68	58.42	1:20.17	4.05
7	6 KRAKO Jakub Guide: BROZMAN Branislav	B2	1990	SVK	22.08	45.69	1:02.77	1:23.67	7.55
8	9 SCHARNAGL Michael Guide: ERHARTER Florian	B2	1989	AUT	20.72	41.53	1:03.09	1:25.38	9.26
9	11 JENSEN Patrick Guide: HODGSON Amelia	B2	1996	AUS	22.86	47.95	1:06.95	1:27.95	11.83
10	10 LEACH Logan Guide: PETIT Julien	B3	2002	CAN	24.18	48.76	1:07.58	1:29.52	13.40

Forerunners:	A - GUO Quing	CHN	B - ZHU Yanan	CHN	C - ZHANG Yuying	CHN
--------------	---------------	-----	---------------	-----	------------------	-----

Conditions on course:	SUNNY	Snow: COMPACT	Temperature - Start: -2°C	Temperature - Finish: 1°C
-----------------------	-------	---------------	---------------------------	---------------------------

Legend:	Diff. Difference	IT1 Intermediate time 1	IT2 Intermediate time 2	IT3 Intermediate time 3
YB	Year of Birth			

Report updated due to IPC decision to decline entries from RPC and BLR



Performance Analysis by Rank

按排名评价表现

Number of Competitors: 10 Number of NPCs: 7

Rank	Bib	Name Sport Class	NPC Code	Positions		Partials		Difference		Speed				
				Pos	Time Rank	Pos	Time Rank	Time	Dist.(m)	Pos.	(km/h) Rank			
1	5	MARCOUX Mac B3	CAN	Int1:	22.62 (20.67)	(3)			0.73		Sp1	97.28	(3)	
				Int2:	44.61 (40.78)	(1)	I1-I2:	21.99 (20.11)	(1)	0.00				
				Int3:	1:02.08 (56.75)	(1)	I2-I3:	17.47 (15.97)	(2)	0.00				
				Fin:	1:23.27 (1:16.12)	(1)	I3-Fin:	21.19 (19.37)	(1)	0.00	0.00	Avg:	98.01	
2	7	DELEPLACE Hyacinthe B2	FRA	Int1:	22.90 (19.94)	(1)			0.00		Sp1	95.39	(5)	
				Int2:	46.94 (40.88)	(2)	I1-I2:	24.04 (20.94)	(7)	0.10				
				Int3:	1:06.32 (57.75)	(3)	I2-I3:	19.38 (16.87)	(6)	1.00				
				Fin:	1:28.51 (1:17.08)	(2)	I3-Fin:	22.19 (19.33)	(3)	0.96	24.59	Avg:	92.21	
3	4	AIGNER Johannes B2	AUT	Int1:	23.95 (20.85)	(5)			0.91		Sp1	88.01	(7)	
				Int2:	47.88 (41.69)	(6)	I1-I2:	23.93 (20.84)	(6)	0.91				
				Int3:	1:06.90 (58.26)	(4)	I2-I3:	19.02 (16.57)	(3)	1.51				
				Fin:	1:28.73 (1:17.27)	(3)	I3-Fin:	21.83 (19.01)	(2)	1.15	29.38	Avg:	91.98	
4	3	BERTAGNOLLI Giacomo B3	ITA	Int1:	23.18 (21.19)	(6)			1.25		Sp1	107.09	(1)	
				Int2:	45.58 (41.66)	(4)	I1-I2:	22.40 (20.47)	(2)	0.88				
				Int3:	1:02.86 (57.46)	(2)	I2-I3:	17.28 (15.80)	(1)	0.71				
				Fin:	1:25.26 (1:17.94)	(4)	I3-Fin:	22.40 (20.48)	(5)	1.82	48.39	Avg:	95.72	
5	8	SIMPSON Neil B3	GBR	Int1:	22.34 (20.42)	(2)			0.48		Sp1	103.80	(2)	
				Int2:	45.70 (41.77)	(7)	I1-I2:	23.36 (21.35)	(4)	0.99				
				Int3:	1:04.84 (59.27)	(6)	I2-I3:	19.14 (17.50)	(4)	2.52				
				Fin:	1:27.18 (1:19.69)	(5)	I3-Fin:	22.34 (20.42)	(4)	3.57	92.83	Avg:	93.61	
6	2	HARAUS Miroslav B2	SVK	Int1:	24.75 (21.55)	(7)			1.61		Sp1	87.37	(8)	
				Int2:	47.86 (41.68)	(5)	I1-I2:	23.11 (20.13)	(3)	0.90				
				Int3:	1:07.09 (58.42)	(5)	I2-I3:	19.23 (16.74)	(5)	1.67				
				Fin:	1:32.06 (1:20.17)	(6)	I3-Fin:	24.97 (21.75)	(9)	4.05	99.73	Avg:	88.65	
7	6	KRAKO Jakub B2	SVK	Int1:	25.36 (22.08)	(8)			2.14		Sp1	93.14	(6)	
				Int2:	52.47 (45.69)	(8)	I1-I2:	27.11 (23.61)	(9)	4.91				
				Int3:	1:12.08 (1:02.77)	(7)	I2-I3:	19.61 (17.08)	(7)	6.02				
				Fin:	1:36.08 (1:23.67)	(7)	I3-Fin:	24.00 (20.90)	(6)	7.55	178.14	Avg:	84.94	
8	9	SCHARNAGL Michael B2	AUT	Int1:	23.80 (20.72)	(4)			0.78		Sp1	95.94	(4)	
				Int2:	47.69 (41.53)	(3)	I1-I2:	23.89 (20.81)	(5)	0.75				
				Int3:	1:12.45 (1:03.09)	(8)	I2-I3:	24.76 (21.56)	(10)	6.34				
				Fin:	1:38.04 (1:25.38)	(8)	I3-Fin:	25.59 (22.29)	(10)	9.26	214.12	Avg:	83.24	



Performance Analysis by Rank

按排名评价表现

Number of Competitors: 10 Number of NPCs: 7

Rank	Bib	Name	Sport Class	NPC Code	Positions			Partials		Difference		Speed				
					Pos	Time	Rank	Pos	Time	Rank	Time	Dist.(m)	Pos.	(km/h)	Rank	
9	11	JENSEN Patrick	B2	AUS	Int1:	26.26	(9)				2.92		Sp1	80.71	(10)	
						(22.86)										
					Int2:	55.06	(9)	I1-I2:	28.80	(10)	7.17					
						(47.95)			(25.09)							
		Int3:	1:16.88	(9)	I2-I3:	21.82	(9)	10.20								
			(1:06.95)			(19.00)										
		Fin:	1:40.99	(9)	I3-Fin:	24.11	(8)	11.83	265.56		Avg:	80.81				
			(1:27.95)			(21.00)										
10	10	LEACH Logan	B3	CAN	Int1:	26.46	(10)				4.24		Sp1	84.41	(9)	
						(24.18)										
					Int2:	53.34	(10)	I1-I2:	26.88	(8)	7.98					
						(48.76)			(24.58)							
		Int3:	1:13.93	(10)	I2-I3:	20.59	(8)	10.83								
			(1:07.58)			(18.82)										
		Fin:	1:37.93	(10)	I3-Fin:	24.00	(6)	13.40	310.20		Avg:	83.34				
			(1:29.52)			(21.94)										

Intermediate Time Positions : Int. 1 = Inter1 Int. 2 = Inter2 Int. 3 = Inter3
 Speed Measurement Positions : Sp 1 = Speed 1

Legend:							
Avg	Average	Dist.(m)	Distance in metres	Fin	Finish	Int	Intermediate
Ix	Intermediate x	Pos.	Intermediate or speed position			Sp	Speed trap

Report updated due to IPC decision to decline entries from RPC and BLR



Results

成绩

REVISED
3 MAR 18:57

Jury

Technical Delegate	PALOVICOVA Jana	SVK
WPAS Race Director	SKUTELJ SVETIC Anja	WPAS
Chief of Race	AN Linbo	CHN
Referee	GROS Davide	ITA
Assistant Referee	CARZERI Simone	ITA
Start Referee	SAWANO Hiroshi	JPN
Finish Referee	DOJGINOVIC Jelena	BIH

Video Controller	SAWICKI Ozzie	CAN
WPAS OVR Race Administrator	NEMCIC Ivan	WPAS
Equipment Controller	HICKS Bill	USA

Technical Data

Course Name	Rock
Start Altitude	1930m
Finish Altitude	1285m
Vertical Drop	645m
WPAS Homologation Number	13377/11/19
Course Length	2267m

Race Information

Course Setter	BLATTMANN Hans	NOR
Gates	34	
Start Time	10:00	

Number of Competitors: 10 Number of NPCs: 7

Rank	Bib Name	Sport Class	YB	NPC Code	IT1	IT2	IT3	Result	Diff.
1	3 DELEPLACE Hyacinthe Guide: GIRAUD-MOINE Valentin	B2	1989	FRA	19.63	39.48	55.24	1:13.72	
2	2 AIGNER Johannes Guide: FLEISCHMANN Matteo	B2	2005	AUT	20.32	40.55	56.33	1:15.29	1.57
3	7 MARCOUX Mac Guide: RODGERS Tristan	B3	1997	CAN	20.13	40.56	56.57	1:16.39	2.67
4	1 BERTAGNOLLI Giacomo Guide: RAVELLI Andrea	B3	1999	ITA	20.60	40.80	56.36	1:16.67	2.95
5	5 KRAKO Jakub Guide: BROZMAN Branislav	B2	1990	SVK	20.68	41.28	57.95	1:17.32	3.60
6	9 SCHARNAGL Michael Guide: ERHARTER Florian	B2	1989	AUT	20.57	40.86	57.34	1:17.50	3.78
7	6 HARAUS Miroslav Guide: HUDIK Maros	B2	1986	SVK	21.36	41.30	57.90	1:18.82	5.10
8	8 SIMPSON Neil Guide: SIMPSON Andrew	B3	2002	GBR	20.17	41.46	58.38	1:18.85	5.13
9	10 LEACH Logan Guide: PETIT Julien	B3	2002	CAN	22.99	45.26	1:04.46	1:25.61	11.89
10	11 JENSEN Patrick Guide: HODGSON Amelia	B2	1996	AUS	23.32	46.53	1:04.96	1:26.21	12.49

Forerunners:	A - GUO Quing	CHN	B - ZHU Yanan	CHN	C - ZHANG Yuying	CHN
---------------------	---------------	-----	---------------	-----	------------------	-----

Conditions on course:	SUNNY	Snow: COMPACT	Temperature - Start: -2°C	Temperature - Finish: -1°C
------------------------------	-------	---------------	---------------------------	----------------------------

Legend:	Diff. Difference	IT1 Intermediate time 1	IT2 Intermediate time 2	IT3 Intermediate time 3
YB	Year of Birth			

REVISED Report updated due to IPC decision to decline entries from RPC and BLR



Performance Analysis by Rank
按排名评价表现

REVISED
3 MAR 18:57

Number of Competitors: 10 Number of NPCs: 7

Rank	Bib	Name Sport Class	NPC Code	Positions		Partials		Difference		Speed	
				Pos	Time Rank	Pos	Time Rank	Time	Dist.(m)	Pos.	(km/h) Rank
1	3	DELEPLACE Hyacinthe B2	FRA	Int1:	22.54 (1)			0.00		Sp1	101.03 (2)
				Int2:	45.34 (39.48) (1)	I1-I2:	22.80 (19.85) (3)	0.00			
				Int3:	1:03.43 (55.24) (1)	I2-I3:	18.09 (15.76) (3)	0.00			
				Fin:	1:24.65 (1:13.72) (1)	I3-Fin:	21.22 (18.48) (1)	0.00	0.00	Avg:	96.41
2	2	AIGNER Johannes B2	AUT	Int1:	23.34 (20.32) (4)			0.69		Sp1	93.70 (7)
				Int2:	46.57 (40.55) (2)	I1-I2:	23.23 (20.23) (5)	1.07			
				Int3:	1:04.69 (56.33) (2)	I2-I3:	18.12 (15.78) (4)	1.09			
				Fin:	1:26.46 (1:15.29) (2)	I3-Fin:	21.77 (18.96) (3)	1.57	41.17	Avg:	94.39
3	7	MARCOUX Mac B3	CAN	Int1:	22.03 (20.13) (2)			0.50		Sp1	97.35 (5)
				Int2:	44.37 (40.56) (3)	I1-I2:	22.34 (20.43) (2)	1.08			
				Int3:	1:01.88 (56.57) (4)	I2-I3:	17.51 (16.01) (2)	1.33			
				Fin:	1:23.57 (1:16.39) (3)	I3-Fin:	21.69 (19.82) (2)	2.67	72.43	Avg:	97.66
4	1	BERTAGNOLLI Giacomo B3	ITA	Int1:	22.54 (20.60) (6)			0.97		Sp1	104.38 (1)
				Int2:	44.63 (40.80) (4)	I1-I2:	22.09 (20.20) (1)	1.32			
				Int3:	1:01.66 (56.36) (3)	I2-I3:	17.03 (15.56) (1)	1.12			
				Fin:	1:23.87 (1:16.67) (4)	I3-Fin:	22.21 (20.31) (4)	2.95	79.74	Avg:	97.31
5	5	KRAKO Jakub B2	SVK	Int1:	23.75 (20.68) (7)			1.05		Sp1	90.86 (9)
				Int2:	47.41 (41.28) (6)	I1-I2:	23.66 (20.60) (8)	1.80			
				Int3:	1:06.55 (57.95) (7)	I2-I3:	19.14 (16.67) (8)	2.71			
				Fin:	1:28.79 (1:17.32) (5)	I3-Fin:	22.24 (19.37) (5)	3.60	91.92	Avg:	91.92
6	9	SCHARNAGL Michael B2	AUT	Int1:	23.62 (20.57) (5)			0.94		Sp1	100.81 (4)
				Int2:	46.92 (40.86) (5)	I1-I2:	23.30 (20.29) (7)	1.38			
				Int3:	1:05.85 (57.34) (5)	I2-I3:	18.93 (16.48) (6)	2.10			
				Fin:	1:28.99 (1:17.50) (6)	I3-Fin:	23.14 (20.16) (7)	3.78	96.29	Avg:	91.71
7	6	HARAUS Miroslav B2	SVK	Int1:	24.53 (21.36) (8)			1.73		Sp1	93.29 (8)
				Int2:	47.43 (41.30) (7)	I1-I2:	22.90 (19.94) (4)	1.82			
				Int3:	1:06.49 (57.90) (6)	I2-I3:	19.06 (16.60) (7)	2.66			
				Fin:	1:30.51 (1:18.82) (7)	I3-Fin:	24.02 (20.92) (9)	5.10	127.74	Avg:	90.17
8	8	SIMPSON Neil B3	GBR	Int1:	22.07 (20.17) (3)			0.54		Sp1	100.92 (3)
				Int2:	45.36 (41.46) (8)	I1-I2:	23.29 (21.29) (6)	1.98			
				Int3:	1:03.86 (58.38) (8)	I2-I3:	18.50 (16.92) (5)	3.14			
				Fin:	1:26.26 (1:18.85) (8)	I3-Fin:	22.40 (20.47) (6)	5.13	134.82	Avg:	94.61



Performance Analysis by Rank

按排名评价表现

REVISED
3 MAR 18:57

Number of Competitors: 10 Number of NPCs: 7

Rank	Bib	Name Sport Class	NPC Code	Positions			Partials		Difference		Speed			
				Pos	Time	Rank	Pos	Time	Rank	Time	Dist.(m)	Pos.	(km/h)	Rank
9	10	LEACH Logan B3	CAN	Int1:	25.15 (22.99)	(10)				3.36		Sp1	97.12	(6)
				Int2:	49.51 (45.26)	(10)	I1-I2:	24.36 (22.27)	(9)	5.78				
				Int3:	1:10.51 (1:04.46)	(10)	I2-I3:	21.00 (19.20)	(9)	9.22				
				Fin:	1:33.65 (1:25.61)	(9)	I3-Fin:	23.14 (21.15)	(7)	11.89	287.82	Avg:	87.15	
10	11	JENSEN Patrick B2	AUS	Int1:	26.78 (23.32)	(11)				3.69		Sp1	85.35	(10)
				Int2:	53.43 (46.53)	(11)	I1-I2:	26.65 (23.21)	(10)	7.05				
				Int3:	1:14.60 (1:04.96)	(11)	I2-I3:	21.17 (18.43)	(10)	9.72				
				Fin:	1:38.99 (1:26.21)	(10)	I3-Fin:	24.39 (21.25)	(10)	12.49	286.04	Avg:	82.44	

Intermediate Time Positions : Int. 1 = Inter1 Int. 2 = Inter2 Int. 3 = Inter3
 Speed Measurement Positions : Sp 1 = Speed 1

Legend:							
Avg	Average	Dist.(m)	Distance in metres	Fin	Finish	Int	Intermediate
Ix	Intermediate x	Pos.	Intermediate or speed position			Sp	Speed trap

REVISED Report updated due to IPC decision to decline entries from RPC and BLR



Results
成绩

REVISED
5 MAR 14:10

Jury

Technical Delegate	PALOVICOVA Jana	SVK
WPAS Race Director	SKUTELJ SVETIC Anja	WPAS
Chief of Race	AN Linbo	CHN
Referee	GROS Davide	ITA
Assistant Referee	CARZERI Simone	ITA
Start Referee	SAWANO Hiroshi	JPN
Finish Referee	DOJCINOVIC Jelena	BIH

Video Controller	SAWICKI Ozzie	CAN
WPAS OVR Race Administrator	NEMCIC Ivan	WPAS
Equipment Controller	HICKS Bill	USA

Technical Data

Course Name	Rock
Start Altitude	1930m
Finish Altitude	1285m
Vertical Drop	645m
WPAS Homologation Number	13377/11/19
Course Length	2267m

Race Information

Course Setter	BLATTMANN Hans	NOR
Gates	34	
Start Time	10:00	

Number of Competitors: 32 Number of NPCs: 16

Rank	Bib Name	Sport Class	YB	NPC Code	IT1	IT2	IT3	Result	Diff.	Race Pts.
1	12 BAUCHET Arthur	LW3	2000	FRA	20.61	40.63	55.91	1:14.92		0.00
2	14 SALCHER Markus	LW9-1	1991	AUT	20.50	40.77	56.09	1:15.25	0.33	5.51
3	16 GMUER Theo	LW9-1	1996	SUI	20.22	41.15	56.22	1:16.17	1.25	20.86
4	40 LIANG Jingyi	LW9-1	2002	CHN	20.24	40.64	56.56	1:16.36	1.44	24.03
5	18 GUIMOND Alexis	LW9-1	1999	CAN	20.79	41.89	57.49	1:16.77	1.85	30.87
6	13 LINDSTROEM Aaron	LW6/8-2	2000	SWE	21.28	42.35	58.68	1:18.21	3.29	54.89
7	21 BOURDENX Manoel	LW4	1987	FRA	21.29	42.58	58.63	1:18.49	3.57	59.56
8	23 KIIVERI Santeri	LW6/8-1	2000	FIN	21.00	42.13	57.83	1:18.92	4.00	66.74
9	28 WHITLEY James	LW5/7-3	1997	GBR	21.36	42.76	58.81	1:19.05	4.13	68.91
10	19 PAJANTSCHITSCH Nico	LW6/8-2	1997	AUT	21.45	42.62	58.63	1:19.21	4.29	71.58
11	11 CUCHE Robin	LW9-2	1998	SUI	21.24	42.64	58.42	1:19.55	4.63	77.25
12	29 PELIZZARI Federico	LW6/8-2	2000	ITA	21.83	43.30	59.32	1:19.73	4.81	80.25
13	17 BROISIN Jordan	LW4	1993	FRA	21.51	43.59	59.96	1:20.18	5.26	87.76
14	25 MISAWA Hiraku	LW2	1987	JPN	21.30	42.55	59.00	1:20.20	5.28	88.09
15	24 HARAGHEY Andrew	LW1	1995	USA	21.54	43.54	1:00.44	1:20.25	5.33	88.93
16	33 WOOD Spencer	LW9-2	1997	USA	21.84	43.53	1:00.66	1:20.55	5.63	93.93
17	31 STUUT Jeffrey	LW3	1995	NED	21.64	43.54	59.91	1:20.89	5.97	99.61
18	30 BURNHAM Oscar	LW6/8-2	1999	FRA	21.92	43.66	59.37	1:21.07	6.15	102.61
19	34 HALL Adam	LW1	1987	NZL	21.95	44.57	1:00.85	1:21.18	6.26	104.44
20	15 GOURLEY Mitchell	LW6/8-2	1991	AUS	21.90	43.78	1:01.04	1:22.21	7.29	121.63
21	26 KOIKE Gakuta	LW6/8-2	1982	JPN	22.22	44.43	1:01.06	1:22.46	7.54	125.80
22	36 KEEFE Jesse	LW4	2004	USA	22.28	44.17	1:00.67	1:22.48	7.56	126.13
23	22 SCHNEIDER Christoph Bernhard	LW6/8-2	1992	AUT	22.21	44.26	1:00.76	1:22.73	7.81	130.31
24	42 LI Biao	LW6/8-1	1999	CHN	22.79	45.33	1:02.06	1:23.07	8.15	135.98
25	38 SUN Yanlong	LW6/8-1	1994	CHN	22.54	45.47	1:01.85	1:23.12	8.20	136.81
26	32 SKOGLUND Arvid	LW6/8-2	2003	SWE	22.42	44.65	1:00.99	1:23.15	8.23	137.31
27	41 NIU Shaojie	LW6/8-2	1999	CHN	22.52	44.98	1:01.75	1:23.48	8.56	142.82
28	27 HOGAN Connor	LW9-1	1997	USA	22.68	45.28	1:02.15	1:23.89	8.97	149.66
29	20 PUIG DAVI Roger	LW9-2	1997	AND	22.27	44.37	1:01.17	1:25.17	10.25	171.02
30	39 SUN Hongsheng	LW5/7-1	1994	CHN	24.47	48.67	1:06.77	1:28.00	13.08	218.23
31	37 CARTER Tyler	LW4	1994	USA	22.89	46.56	1:05.61	1:28.78	13.86	231.25

DID NOT FINISH: 1 competitor

35 KRESS Leander LW2 2001 GER



Results
成绩

REVISED
5 MAR 14:10

Number of Competitors: 32 Number of NPCs: 16

Rank	Bib Name	Sport Class	YB	NPC Code	IT1	IT2	IT3	Result	Diff.	Race Pts.
------	----------	-------------	----	----------	-----	-----	-----	--------	-------	-----------

Forerunners:	A - GUO Quing	CHN	B - ZHU Yanan	CHN	C - ZHANG Yuying	CHN
---------------------	---------------	-----	---------------	-----	------------------	-----

Conditions on course:	SUNNY	Snow: COMPACT	Temperature - Start: -9°C	Temperature - Finish: -5°C
------------------------------	-------	---------------	---------------------------	----------------------------

Legend:	Diff. Difference	IT1 Intermediate time 1	IT2 Intermediate time 2	IT3 Intermediate time 3
YB	Year of Birth			

REVISED Official results

SAT 5 MAR 2022 / Yanqing National Alpine Skiing Centre (CHN) / 09110



Performance Analysis by Rank 按排名评价表现

Number of Competitors: 31 Number of NPCs: 15

Rank	Bib	Name Sport Class	NPC Code	Positions		Partials		Difference		Speed		
				Pos	Time Rank	Pos	Time Rank	Time Dist.(m)	Pos. (km/h) Rank			
1	12	BAUCHET Arthur LW3	FRA	Int1:	21.88 (20.61)	(4)			0.39		Sp1 114.70 (1)	
				Int2:	43.13 (40.63)	(1)	I1-I2:	21.25 (20.02)	(3)	0.00		
				Int3:	59.35 (55.91)	(1)	I2-I3:	16.22 (15.28)	(5)	0.00		
				Fin:	1:19.53 (1:14.92)	(1)	I3-Fin:	20.18 (19.01)	(3)	0.00	0.00	Avg: 102.62
2	14	SALCHER Markus LW9-1	AUT	Int1:	23.06 (20.50)	(3)			0.28		Sp1 108.33 (10)	
				Int2:	45.86 (40.77)	(3)	I1-I2:	22.80 (20.27)	(17)	0.14		
				Int3:	1:03.08 (56.09)	(2)	I2-I3:	17.22 (15.32)	(19)	0.18		
				Fin:	1:24.63 (1:15.25)	(2)	I3-Fin:	21.55 (19.16)	(13)	0.33	8.84	Avg: 96.43
3	16	GMUER Theo LW9-1	SUI	Int1:	22.74 (20.22)	(1)			0.00		Sp1 106.27 (16)	
				Int2:	46.28 (41.15)	(4)	I1-I2:	23.54 (20.93)	(25)	0.52		
				Int3:	1:03.23 (56.22)	(3)	I2-I3:	16.95 (15.07)	(17)	0.31		
				Fin:	1:25.67 (1:16.17)	(3)	I3-Fin:	22.44 (19.95)	(25)	1.25	33.08	Avg: 95.26
4	40	LIANG Jingyi LW9-1	CHN	Int1:	22.77 (20.24)	(2)			0.02		Sp1 96.80 (28)	
				Int2:	45.71 (40.64)	(2)	I1-I2:	22.94 (20.40)	(20)	0.01		
				Int3:	1:03.61 (56.56)	(4)	I2-I3:	17.90 (15.92)	(25)	0.65		
				Fin:	1:25.88 (1:16.36)	(4)	I3-Fin:	22.27 (19.80)	(22)	1.44	38.01	Avg: 95.03
5	18	GUIMOND Alexis LW9-1	CAN	Int1:	23.39 (20.79)	(5)			0.57		Sp1 94.95 (29)	
				Int2:	47.12 (41.89)	(5)	I1-I2:	23.73 (21.10)	(26)	1.26		
				Int3:	1:04.66 (57.49)	(5)	I2-I3:	17.54 (15.60)	(22)	1.58		
				Fin:	1:26.34 (1:16.77)	(5)	I3-Fin:	21.68 (19.28)	(15)	1.85	48.57	Avg: 94.52
6	13	LINDSTROEM Aaron LW6/8-2	SWE	Int1:	21.28 (21.28)	(8)			1.06		Sp1 114.23 (2)	
				Int2:	42.35 (42.35)	(7)	I1-I2:	21.07 (21.07)	(1)	1.72		
				Int3:	58.68 (58.68)	(10)	I2-I3:	16.33 (16.33)	(7)	2.77		
				Fin:	1:18.21 (1:18.21)	(6)	I3-Fin:	19.53 (19.53)	(1)	3.29	95.36	Avg: 104.35
7	21	BOURDENX Manoel LW4	FRA	Int1:	21.61 (21.29)	(9)			1.07		Sp1 109.54 (5)	
				Int2:	43.22 (42.58)	(9)	I1-I2:	21.61 (21.29)	(6)	1.95		
				Int3:	59.52 (58.63)	(8)	I2-I3:	16.30 (16.05)	(6)	2.72		
				Fin:	1:19.67 (1:18.49)	(7)	I3-Fin:	20.15 (19.86)	(2)	3.57	101.58	Avg: 102.44
8	23	KIIVERI Santeri LW6/8-1	FIN	Int1:	21.36 (21.00)	(6)			0.78		Sp1 103.29 (20)	
				Int2:	42.85 (42.13)	(6)	I1-I2:	21.49 (21.13)	(5)	1.50		
				Int3:	58.81 (57.83)	(6)	I2-I3:	15.96 (15.70)	(2)	1.92		
				Fin:	1:20.26 (1:18.92)	(8)	I3-Fin:	21.45 (21.09)	(12)	4.00	112.98	Avg: 101.68



Performance Analysis by Rank 按排名评价表现

Number of Competitors: 31 Number of NPCs: 15

Rank	Bib	Name Sport Class	NPC Code	Positions			Partials		Difference		Speed			
				Pos	Time	Rank	Pos	Time	Rank	Time	Dist.(m)	Pos.	(km/h)	Rank
9	28	WHITLEY James LW5/7-3	GBR	Int1:	21.94 (21.36)	(11)				1.14		Sp1	108.65	(7)
				Int2:	43.91 (42.76)	(12)	I1-I2:	21.97 (21.40)	(9)	2.13				
				Int3:	1:00.38 (58.81)	(11)	I2-I3:	16.47 (16.05)	(9)	2.90				
				Fin:	1:21.17 (1:19.05)	(9)	I3-Fin:	20.79 (20.24)	(7)	4.13	115.35	Avg:	100.54	
10	19	PAJANTSCHITSCH Nico LW6/8-2	AUT	Int1:	21.45 (21.45)	(12)				1.23		Sp1	108.57	(8)
				Int2:	42.62 (42.62)	(10)	I1-I2:	21.17 (21.17)	(2)	1.99				
				Int3:	58.63 (58.63)	(8)	I2-I3:	16.01 (16.01)	(3)	2.72				
				Fin:	1:19.21 (1:19.21)	(10)	I3-Fin:	20.58 (20.58)	(6)	4.29	122.78	Avg:	103.03	
11	11	CUCHE Robin LW9-2	SUI	Int1:	22.40 (21.24)	(7)				1.02		Sp1	108.37	(9)
				Int2:	44.97 (42.64)	(11)	I1-I2:	22.57 (21.40)	(16)	2.01				
				Int3:	1:01.61 (58.42)	(7)	I2-I3:	16.64 (15.78)	(13)	2.51				
				Fin:	1:23.89 (1:19.55)	(11)	I3-Fin:	22.28 (21.13)	(24)	4.63	125.12	Avg:	97.28	
12	29	PELIZZARI Federico LW6/8-2	ITA	Int1:	21.83 (21.83)	(16)				1.61		Sp1	107.69	(12)
				Int2:	43.30 (43.30)	(13)	I1-I2:	21.47 (21.47)	(4)	2.67				
				Int3:	59.32 (59.32)	(13)	I2-I3:	16.02 (16.02)	(4)	3.41				
				Fin:	1:19.73 (1:19.73)	(12)	I3-Fin:	20.41 (20.41)	(4)	4.81	136.76	Avg:	102.36	
13	17	BROISIN Jordan LW4	FRA	Int1:	21.84 (21.51)	(13)				1.29		Sp1	106.67	(13)
				Int2:	44.25 (43.59)	(17)	I1-I2:	22.41 (22.08)	(14)	2.96				
				Int3:	1:00.87 (59.96)	(16)	I2-I3:	16.62 (16.37)	(11)	4.05				
				Fin:	1:21.39 (1:20.18)	(13)	I3-Fin:	20.52 (20.22)	(5)	5.26	146.51	Avg:	100.27	
14	25	MISAWA Hiraku LW2	JPN	Int1:	23.11 (21.30)	(10)				1.08		Sp1	96.98	(27)
				Int2:	46.17 (42.55)	(8)	I1-I2:	23.06 (21.25)	(21)	1.92				
				Int3:	1:04.01 (59.00)	(12)	I2-I3:	17.84 (16.45)	(24)	3.09				
				Fin:	1:27.01 (1:20.20)	(14)	I3-Fin:	23.00 (21.20)	(26)	5.28	137.57	Avg:	93.80	
15	24	HARAGHEY Andrew LW1	USA	Int1:	25.17 (21.54)	(14)				1.32		Sp1	91.34	(30)
				Int2:	50.87 (43.54)	(15)	I1-I2:	25.70 (22.00)	(30)	2.91				
				Int3:	1:10.61 (1:00.44)	(17)	I2-I3:	19.74 (16.90)	(31)	4.53				
				Fin:	1:33.74 (1:20.25)	(15)	I3-Fin:	23.13 (19.81)	(27)	5.33	128.90	Avg:	87.06	
16	33	WOOD Spencer LW9-2	USA	Int1:	23.04 (21.84)	(17)				1.62		Sp1	106.39	(15)
				Int2:	45.91 (43.53)	(14)	I1-I2:	22.87 (21.69)	(18)	2.90				
				Int3:	1:03.97 (1:00.66)	(18)	I2-I3:	18.06 (17.13)	(26)	4.75				
				Fin:	1:24.95 (1:20.55)	(16)	I3-Fin:	20.98 (19.89)	(8)	5.63	150.24	Avg:	96.07	



Performance Analysis by Rank 按排名评价表现

Number of Competitors: 31 Number of NPCs: 15

Rank	Bib	Name Sport Class	NPC Code	Positions		Partials		Difference		Speed		
				Pos	Time Rank	Pos	Time Rank	Time Dist.(m)	Pos. (km/h) Rank			
17	31	STUUT Jeffrey LW3	NED	Int1:	22.98 (21.64)	(15)			1.42	Sp1	98.01 (26)	
				Int2:	46.22 (43.54)	(15)	I1-I2:	23.24 (21.90)	(22)	2.91		
				Int3:	1:03.60 (59.91)	(15)	I2-I3:	17.38 (16.37)	(21)	4.00		
				Fin:	1:25.87 (1:20.89)	(17)	I3-Fin:	22.27 (20.98)	(22)	5.97 157.61	Avg:	95.04
18	30	BURNHAM Oscar LW6/8-2	FRA	Int1:	21.92 (21.92)	(19)			1.70	Sp1	108.14 (11)	
				Int2:	43.66 (43.66)	(18)	I1-I2:	21.74 (21.74)	(7)	3.03		
				Int3:	59.37 (59.37)	(14)	I2-I3:	15.71 (15.71)	(1)	3.46		
				Fin:	1:21.07 (1:21.07)	(18)	I3-Fin:	21.70 (21.70)	(16)	6.15 171.98	Avg:	100.67
19	34	HALL Adam LW1	NZL	Int1:	25.64 (21.95)	(20)			1.73	Sp1	80.36 (31)	
				Int2:	52.07 (44.57)	(24)	I1-I2:	26.43 (22.62)	(31)	3.94		
				Int3:	1:11.08 (1:00.85)	(21)	I2-I3:	19.01 (16.28)	(29)	4.94		
				Fin:	1:34.83 (1:21.18)	(19)	I3-Fin:	23.75 (20.33)	(29)	6.26 149.65	Avg:	86.06
20	15	GOURLEY Mitchell LW6/8-2	AUS	Int1:	21.90 (21.90)	(18)			1.68	Sp1	106.45 (14)	
				Int2:	43.78 (43.78)	(19)	I1-I2:	21.88 (21.88)	(8)	3.15		
				Int3:	1:01.04 (1:01.04)	(23)	I2-I3:	17.26 (17.26)	(20)	5.13		
				Fin:	1:22.21 (1:22.21)	(20)	I3-Fin:	21.17 (21.17)	(9)	7.29 201.03	Avg:	99.27
21	26	KOIKE Gakuta LW6/8-2	JPN	Int1:	22.22 (22.22)	(22)			2.00	Sp1	105.83 (18)	
				Int2:	44.43 (44.43)	(23)	I1-I2:	22.21 (22.21)	(11)	3.80		
				Int3:	1:01.06 (1:01.06)	(24)	I2-I3:	16.63 (16.63)	(12)	5.15		
				Fin:	1:22.46 (1:22.46)	(21)	I3-Fin:	21.40 (21.40)	(11)	7.54 207.29	Avg:	98.97
22	36	KEEFE Jesse LW4	USA	Int1:	22.62 (22.28)	(24)			2.06	Sp1	113.51 (3)	
				Int2:	44.84 (44.17)	(20)	I1-I2:	22.22 (21.89)	(12)	3.54		
				Int3:	1:01.59 (1:00.67)	(19)	I2-I3:	16.75 (16.50)	(15)	4.76		
				Fin:	1:23.72 (1:22.48)	(22)	I3-Fin:	22.13 (21.81)	(20)	7.56 204.71	Avg:	97.48
23	22	SCHNEIDER Christoph Bernhard LW6/8-2	AUT	Int1:	22.21 (22.21)	(21)			1.99	Sp1	105.85 (17)	
				Int2:	44.26 (44.26)	(21)	I1-I2:	22.05 (22.05)	(10)	3.63		
				Int3:	1:00.76 (1:00.76)	(20)	I2-I3:	16.50 (16.50)	(10)	4.85		
				Fin:	1:22.73 (1:22.73)	(23)	I3-Fin:	21.97 (21.97)	(19)	7.81 214.01	Avg:	98.65
24	42	LI Biao LW6/8-1	CHN	Int1:	23.18 (22.79)	(29)			2.57	Sp1	103.62 (19)	
				Int2:	46.10 (45.33)	(28)	I1-I2:	22.92 (22.54)	(19)	4.70		
				Int3:	1:03.11 (1:02.06)	(28)	I2-I3:	17.01 (16.73)	(18)	6.15		
				Fin:	1:24.48 (1:23.07)	(24)	I3-Fin:	21.37 (21.01)	(10)	8.15 218.70	Avg:	96.61



Performance Analysis by Rank 按排名评价表现

Number of Competitors: 31 Number of NPCs: 15

Rank	Bib	Name Sport Class	NPC Code	Positions			Partials		Difference		Speed				
				Pos	Time	Rank	Pos	Time	Rank	Time	Dist.(m)	Pos.	(km/h)	Rank	
25	38	SUN Yanlong LW6/8-1	CHN	Int1:	22.93 (22.54)	(27)				2.32		Sp1	108.90	(6)	
				Int2:	46.24 (45.47)	(29)	I1-I2:	23.31 (22.93)	(24)	4.84					
				Int3:	1:02.90 (1:01.85)	(27)	I2-I3:	16.66 (16.38)	(14)	5.94					
				Fin:	1:24.53 (1:23.12)	(25)	I3-Fin:	21.63 (21.27)	(14)	8.20	219.91	Avg:	96.55		
26	32	SKOGLUND Arvid LW6/8-2	SWE	Int1:	22.42 (22.42)	(25)				2.20		Sp1	111.06	(4)	
				Int2:	44.65 (44.65)	(25)	I1-I2:	22.23 (22.23)	(13)	4.02					
				Int3:	1:00.99 (1:00.99)	(22)	I2-I3:	16.34 (16.34)	(8)	5.08					
				Fin:	1:23.15 (1:23.15)	(26)	I3-Fin:	22.16 (22.16)	(21)	8.23	224.38	Avg:	98.15		
27	41	NIU Shaojie LW6/8-2	CHN	Int1:	22.52 (22.52)	(26)				2.30		Sp1	101.97	(23)	
				Int2:	44.98 (44.98)	(26)	I1-I2:	22.46 (22.46)	(15)	4.35					
				Int3:	1:01.75 (1:01.75)	(26)	I2-I3:	16.77 (16.77)	(16)	5.84					
				Fin:	1:23.48 (1:23.48)	(27)	I3-Fin:	21.73 (21.73)	(17)	8.56	232.46	Avg:	97.76		
28	27	HOGAN Connor LW9-1	USA	Int1:	25.51 (22.68)	(28)				2.46		Sp1	100.59	(24)	
				Int2:	50.93 (45.28)	(27)	I1-I2:	25.42 (22.60)	(29)	4.65					
				Int3:	1:09.90 (1:02.15)	(29)	I2-I3:	18.97 (16.87)	(28)	6.24					
				Fin:	1:34.35 (1:23.89)	(28)	I3-Fin:	24.45 (21.74)	(30)	8.97	215.53	Avg:	86.50		
29	20	PUIG DAVI Roger LW9-2	AND	Int1:	23.49 (22.27)	(23)				2.05		Sp1	99.55	(25)	
				Int2:	46.79 (44.37)	(22)	I1-I2:	23.30 (22.10)	(23)	3.74					
				Int3:	1:04.51 (1:01.17)	(25)	I2-I3:	17.72 (16.80)	(23)	5.26					
				Fin:	1:29.82 (1:25.17)	(29)	I3-Fin:	25.31 (24.00)	(31)	10.25	258.70	Avg:	90.86		
30	39	SUN Hongsheng LW5/7-1	CHN	Int1:	25.28 (24.47)	(31)				4.25		Sp1	102.16	(22)	
				Int2:	50.28 (48.67)	(31)	I1-I2:	25.00 (24.20)	(28)	8.04					
				Int3:	1:08.98 (1:06.77)	(31)	I2-I3:	18.70 (18.10)	(27)	10.86					
				Fin:	1:30.90 (1:28.00)	(30)	I3-Fin:	21.92 (21.23)	(18)	13.08	326.21	Avg:	89.78		
31	37	CARTER Tyler LW4	USA	Int1:	23.24 (22.89)	(30)				2.67		Sp1	102.78	(21)	
				Int2:	47.26 (46.56)	(30)	I1-I2:	24.02 (23.67)	(27)	5.93					
				Int3:	1:06.60 (1:05.61)	(30)	I2-I3:	19.34 (19.05)	(30)	9.70					
				Fin:	1:30.12 (1:28.78)	(31)	I3-Fin:	23.52 (23.17)	(28)	13.86	348.65	Avg:	90.56		

Intermediate Time Positions : Int. 1 = Inter1 Int. 2 = Inter2 Int. 3 = Inter3
Speed Measurement Positions : Sp 1 = Speed 1

Legend:						
Avg	Average	Dist.(m)	Distance in metres	Fin	Finish	Int
Ix	Intermediate x	Pos.	Intermediate or speed position			Sp



Results 成绩

Jury

Technical Delegate	PALOVICOVA Jana	SVK
WPAS Race Director	SKUTELJ SVETIC Anja	WPAS
Chief of Race	AN Linbo	CHN
Referee	GROS Davide	ITA
Assistant Referee	CARZERI Simone	ITA
Start Referee	SAWANO Hiroshi	JPN
Finish Referee	DOJCINOVIC Jelena	BIH

Video Controller	SAWICKI Ozzie	CAN
WPAS OVR Race Administrator	NEMCIC Ivan	WPAS
Equipment Controller	HICKS Bill	USA

Technical Data

Course Name	Rock
Start Altitude	1930m
Finish Altitude	1285m
Vertical Drop	645m
WPAS Homologation Number	13377/11/19
Course Length	2267m

Race Information

Course Setter	BLATTMANN Hans	NOR
Gates	34	
Start Time	10:00	

Number of Competitors: 25 Number of NPCs: 14

Rank	Bib Name	Sport Class	YB	NPC Code	IT1	IT2	IT3	Result	Diff.	Race Pts.
1	47 PETERS Corey	LW12-1	1983	NZL	21.67	42.21	56.90	1:16.73		0.00
2	43 PEDERSEN Jesper	LW11	1999	NOR	21.23	42.35	57.50	1:17.99	1.26	20.53
3	49 MORII Taiki	LW11	1980	JPN	21.21	42.22	57.23	1:18.29	1.56	25.41
4	48 KURKA Andrew	LW12-1	1992	USA	20.69	42.59	57.61	1:18.37	1.64	26.72
5	44 KAMPSCHREUR Jeroen	LW12-2	1999	NED	20.93	42.80	57.71	1:19.08	2.35	38.28
6	51 de LANGEN Niels	LW12-2	1998	NED	21.45	43.37	58.88	1:20.29	3.56	58.00
7	45 KANO Akira	LW11	1986	JPN	22.26	43.80	59.52	1:20.58	3.85	62.72
8	46 SUZUKI Takeshi	LW12-2	1988	JPN	21.97	44.22	1:00.06	1:22.84	6.11	99.54
9	66 YAN Hailing	LW12-2	2003	CHN	22.30	45.23	1:01.68	1:23.74	7.01	114.20
10	64 LIANG Zilu	LW12-2	2004	CHN	22.82	45.62	1:02.62	1:23.99	7.26	118.27
11	58 EWEN Aaron	LW11	1996	NZL	22.97	46.37	1:04.42	1:26.33	9.60	156.39
12	55 HAN Sang Min	LW12-1	1979	KOR	23.37	47.22	1:03.43	1:26.69	9.96	162.26
13	63 LI Xiang	LW10-1	1997	CHN	23.47	47.90	1:06.37	1:28.86	12.13	197.61
14	60 CHEN Liang	LW12-2	1997	CHN	22.82	46.08	1:10.42	1:33.08	16.35	266.36

DID NOT FINISH: 9 competitors

50	TAIT Sam	LW11	1991	AUS						
52	MEIJER Floris	LW10-2	1989	NED						
54	DRUGAN Ravi	LW12-2	1989	USA						
56	CHRISTEN Pascal	LW10-2	1992	SUI						
59	GONG Zhaolin	LW10-2	1989	CHN						
61	BISQUERTT HUDSON Nicolas	LW10-2	1998	CHI						
62	BAMBOUSEK Pavel	LW12-1	1984	CZE						
65	PLANTEY Enrique	LW11	1982	ARG						
67	RABL Roman	LW12-1	1991	AUT						

DISQUALIFIED: 1 competitor

57	ROWLAND Brian	LW11	1986	CAN						Gate 18
----	---------------	------	------	-----	--	--	--	--	--	---------



Results 成绩

Number of Competitors: 25 Number of NPCs: 14

Rank	Bib Name	Sport Class	YB	NPC Code	IT1	IT2	IT3	Result	Diff.	Race Pts.
------	----------	-------------	----	----------	-----	-----	-----	--------	-------	-----------

DID NOT START: 1 competitor

53	PELIT Murat	LW11	1982	SUI						
----	-------------	------	------	-----	--	--	--	--	--	--

Forerunners:	A - GUO Quing	CHN	B - ZHU Yanan	CHN	C - ZHANG Yuying	CHN
---------------------	---------------	-----	---------------	-----	------------------	-----

Conditions on course:	SUNNY	Snow: COMPACT	Temperature - Start: -6°C	Temperature - Finish: -3°C
------------------------------	-------	---------------	---------------------------	----------------------------

Legend:	Diff.	Difference	IT1	Intermediate time 1	IT2	Intermediate time 2	IT3	Intermediate time 3
	YB	Year of Birth						



Performance Analysis by Rank 按排名评价表现

Number of Competitors: 14 Number of NPCs: 7

Rank	Bib	Name Sport Class	NPC Code	Positions			Partials		Difference		Speed			
				Pos	Time	Rank	Pos	Time	Rank	Time	Dist.(m)	Pos.	(km/h)	Rank
1	47	PETERS Corey LW12-1	NZL	Int1:	24.73 (21.67)	(6)			0.98		Sp1	99.89	(2)	
				Int2:	48.16 (42.21)	(1)	I1-I2:	23.43 (20.54)	(1)	0.00				
				Int3:	1:04.91 (56.90)	(1)	I2-I3:	16.75 (14.69)	(1)	0.00				
				Fin:	1:27.54 (1:16.73)	(1)	I3-Fin:	22.63 (19.83)	(1)	0.00	0.00	Avg:	93.23	
2	43	PEDERSEN Jesper LW11	NOR	Int1:	24.53 (21.23)	(4)			0.54		Sp1	92.16	(7)	
				Int2:	48.92 (42.35)	(3)	I1-I2:	24.39 (21.12)	(3)	0.14				
				Int3:	1:06.42 (57.50)	(3)	I2-I3:	17.50 (15.15)	(5)	0.60				
				Fin:	1:30.08 (1:17.99)	(2)	I3-Fin:	23.66 (20.49)	(2)	1.26	31.71	Avg:	90.60	
3	49	MORII Taiki LW11	JPN	Int1:	24.50 (21.21)	(3)			0.52		Sp1	88.10	(11)	
				Int2:	48.77 (42.22)	(2)	I1-I2:	24.27 (21.01)	(2)	0.01				
				Int3:	1:06.11 (57.23)	(2)	I2-I3:	17.34 (15.01)	(4)	0.33				
				Fin:	1:30.43 (1:18.29)	(3)	I3-Fin:	24.32 (21.06)	(4)	1.56	39.11	Avg:	90.25	
4	48	KURKA Andrew LW12-1	USA	Int1:	23.61 (20.69)	(1)			0.00		Sp1	102.43	(1)	
				Int2:	48.59 (42.59)	(4)	I1-I2:	24.98 (21.90)	(6)	0.38				
				Int3:	1:05.73 (57.61)	(4)	I2-I3:	17.14 (15.02)	(3)	0.71				
				Fin:	1:29.41 (1:18.37)	(4)	I3-Fin:	23.68 (20.76)	(3)	1.64	41.58	Avg:	91.28	
5	44	KAMPSCHREUR Jeroen LW12-2	NED	Int1:	23.86 (20.93)	(2)			0.24		Sp1	96.52	(3)	
				Int2:	48.79 (42.80)	(5)	I1-I2:	24.93 (21.87)	(5)	0.59				
				Int3:	1:05.78 (57.71)	(5)	I2-I3:	16.99 (14.91)	(2)	0.81				
				Fin:	1:30.14 (1:19.08)	(5)	I3-Fin:	24.36 (21.37)	(6)	2.35	59.10	Avg:	90.54	
6	51	de LANGEN Niels LW12-2	NED	Int1:	24.45 (21.45)	(5)			0.76		Sp1	93.32	(5)	
				Int2:	49.44 (43.37)	(6)	I1-I2:	24.99 (21.92)	(7)	1.16				
				Int3:	1:07.11 (58.88)	(6)	I2-I3:	17.67 (15.51)	(6)	1.98				
				Fin:	1:31.51 (1:20.29)	(6)	I3-Fin:	24.40 (21.41)	(8)	3.56	88.19	Avg:	89.18	
7	45	KANO Akira LW11	JPN	Int1:	25.72 (22.26)	(8)			1.57		Sp1	96.09	(4)	
				Int2:	50.59 (43.80)	(7)	I1-I2:	24.87 (21.54)	(4)	1.59				
				Int3:	1:08.75 (59.52)	(7)	I2-I3:	18.16 (15.72)	(8)	2.62				
				Fin:	1:33.07 (1:20.58)	(7)	I3-Fin:	24.32 (21.06)	(4)	3.85	93.78	Avg:	87.69	
8	46	SUZUKI Takeshi LW12-2	JPN	Int1:	25.04 (21.97)	(7)			1.28		Sp1	93.23	(6)	
				Int2:	50.41 (44.22)	(8)	I1-I2:	25.37 (22.25)	(8)	2.01				
				Int3:	1:08.46 (1:00.06)	(8)	I2-I3:	18.05 (15.84)	(7)	3.16				
				Fin:	1:34.42 (1:22.84)	(8)	I3-Fin:	25.96 (22.78)	(12)	6.11	146.70	Avg:	86.44	



Results

成绩

Jury

Technical Delegate	PALOVICOVA Jana	SVK
WPAS Race Director	SKUTELJ SVETIC Anja	WPAS
Chief of Race	AN Linbo	CHN
Referee	GROS Davide	ITA
Assistant Referee	CARZERI Simone	ITA
Start Referee	SAWANO Hiroshi	JPN
Finish Referee	DOJGINOVIC Jelena	BIH

Video Controller	SAWICKI Ozzie	CAN
WPAS OVR Race Administrator	NEMCIC Ivan	WPAS
Equipment Controller	HICKS Bill	USA

Technical Data

Course Name	Rock
Start Altitude	1930m
Finish Altitude	1285m
Vertical Drop	645m
WPAS Homologation Number	13377/11/19
Course Length	2267m

Race Information

Course Setter	BLATTMANN Hans	NOR
Gates	34	
Start Time	10:00	

Number of Competitors: 10 Number of NPCs: 7

Rank	Bib Name	Sport Class	YB	NPC Code	IT1	IT2	IT3	Result	Diff.	Race Pts.
1	3 AIGNER Johannes Guide: FLEISCHMANN Matteo	B2	2005	AUT	19.81	39.68	54.79	1:13.45		0.00
2	1 MARCOUX Mac Guide: RODGERS Tristan	B3	1997	CAN	19.91	39.64	54.87	1:13.81	0.36	6.13
3	2 DELEPLACE Hyacinthe Guide: GIRAUD-MOINE Valentin	B2	1989	FRA	19.76	39.30	54.84	1:14.10	0.65	11.06
4	4 HARAUS Miroslav Guide: HUDIK Maros	B2	1986	SVK	20.55	40.08	55.82	1:16.01	2.56	43.57
5	6 KRAKO Jakub Guide: BROZMAN Branislav	B2	1990	SVK	20.53	40.63	56.48	1:16.09	2.64	44.93
6	5 BERTAGNOLLI Giacomo Guide: RAVELLI Andrea	B3	1999	ITA	20.35	41.02	56.48	1:17.05	3.60	61.27
7	7 SIMPSON Neil Guide: SIMPSON Andrew	B3	2002	GBR	20.18	40.81	56.73	1:17.13	3.68	62.63
8	10 JENSEN Patrick Guide: HODGSON Amelia	B2	1996	AUS	22.08	45.43	1:03.54	1:23.71	10.26	174.61
9	9 LEACH Logan Guide: PETIT Julien	B3	2002	CAN	23.07	45.50	1:05.30	1:26.28	12.83	218.35

DID NOT START: 1 competitor

8 SCHARNAGL Michael Guide: ERHARTER Florian	B2	1989	AUT
--	----	------	-----

Forerunners:	A - GUO Quing	CHN	B - ZHU Yanan	CHN	C - ZHANG Yuying	CHN
--------------	---------------	-----	---------------	-----	------------------	-----

Conditions on course:	SUNNY	Snow: COMPACT	Temperature - Start: -9°C	Temperature - Finish: -6°C
-----------------------	-------	---------------	---------------------------	----------------------------

Legend:	Diff.	Difference	IT1	Intermediate time 1	IT2	Intermediate time 2	IT3	Intermediate time 3
	YB	Year of Birth						



Performance Analysis by Rank 按排名评价表现

Number of Competitors: 9 Number of NPCs: 7

Rank	Bib	Name Sport Class	NPC Code	Positions			Partials		Difference		Speed			
				Pos	Time	Rank	Pos	Time	Rank	Time	Dist.(m)	Pos.	(km/h)	Rank
1	3	AIGNER Johannes B2	AUT	Int1:	22.75 (19.81)	(2)			0.05		Sp1	94.48	(7)	
				Int2:	45.57 (39.68)	(3)	I1-I2:	22.82 (19.87)	(6)	0.38				
				Int3:	1:02.92 (54.79)	(1)	I2-I3:	17.35 (15.11)	(3)	0.00				
				Fin:	1:24.34 (1:13.45)	(1)	I3-Fin:	21.42 (18.66)	(2)	0.00	0.00	Avg:	96.77	
2	1	MARCOUX Mac B3	CAN	Int1:	21.78 (19.91)	(3)			0.15		Sp1	102.62	(4)	
				Int2:	43.37 (39.64)	(2)	I1-I2:	21.59 (19.73)	(1)	0.34				
				Int3:	1:00.03 (54.87)	(3)	I2-I3:	16.66 (15.23)	(1)	0.08				
				Fin:	1:20.74 (1:13.81)	(2)	I3-Fin:	20.71 (18.94)	(1)	0.36	10.11	Avg:	101.08	
3	2	DELEPLACE Hyacinthe B2	FRA	Int1:	22.70 (19.76)	(1)			0.00		Sp1	108.44	(1)	
				Int2:	45.13 (39.30)	(1)	I1-I2:	22.43 (19.54)	(2)	0.00				
				Int3:	1:02.98 (54.84)	(2)	I2-I3:	17.85 (15.54)	(5)	0.05				
				Fin:	1:25.09 (1:14.10)	(3)	I3-Fin:	22.11 (19.26)	(3)	0.65	17.32	Avg:	95.91	
4	4	HARAUS Miroslav B2	SVK	Int1:	23.60 (20.55)	(7)			0.79		Sp1	103.60	(3)	
				Int2:	46.03 (40.08)	(4)	I1-I2:	22.43 (19.53)	(2)	0.78				
				Int3:	1:04.10 (55.82)	(4)	I2-I3:	18.07 (15.74)	(6)	1.03				
				Fin:	1:27.28 (1:16.01)	(4)	I3-Fin:	23.18 (20.19)	(9)	2.56	66.49	Avg:	93.51	
5	6	KRAKO Jakub B2	SVK	Int1:	23.58 (20.53)	(6)			0.77		Sp1	78.97	(9)	
				Int2:	46.66 (40.63)	(5)	I1-I2:	23.08 (20.10)	(7)	1.33				
				Int3:	1:04.86 (56.48)	(5)	I2-I3:	18.20 (15.85)	(7)	1.69				
				Fin:	1:27.38 (1:16.09)	(5)	I3-Fin:	22.52 (19.61)	(6)	2.64	68.49	Avg:	93.40	
6	5	BERTAGNOLLI Giacomo B3	ITA	Int1:	22.27 (20.35)	(5)			0.59		Sp1	104.47	(2)	
				Int2:	44.87 (41.02)	(7)	I1-I2:	22.60 (20.67)	(5)	1.72				
				Int3:	1:01.79 (56.48)	(5)	I2-I3:	16.92 (15.46)	(2)	1.69				
				Fin:	1:24.29 (1:17.05)	(6)	I3-Fin:	22.50 (20.57)	(5)	3.60	96.82	Avg:	96.82	
7	7	SIMPSON Neil B3	GBR	Int1:	22.08 (20.18)	(4)			0.42		Sp1	99.85	(5)	
				Int2:	44.65 (40.81)	(6)	I1-I2:	22.57 (20.63)	(4)	1.51				
				Int3:	1:02.06 (56.73)	(7)	I2-I3:	17.41 (15.92)	(4)	1.94				
				Fin:	1:24.37 (1:17.13)	(7)	I3-Fin:	22.31 (20.40)	(4)	3.68	98.88	Avg:	96.73	
8	10	JENSEN Patrick B2	AUS	Int1:	25.36 (22.08)	(8)			2.32		Sp1	87.14	(8)	
				Int2:	52.17 (45.43)	(8)	I1-I2:	26.81 (23.35)	(9)	6.13				
				Int3:	1:12.96 (1:03.54)	(8)	I2-I3:	20.79 (18.11)	(8)	8.75				
				Fin:	1:36.12 (1:23.71)	(8)	I3-Fin:	23.16 (20.17)	(8)	10.26	241.98	Avg:	84.91	



Performance Analysis by Rank

按排名评价表现

Number of Competitors: 9

Number of NPCs: 7

Rank	Bib	Name Sport Class	NPC Code	Positions			Partials		Difference		Speed			
				Pos	Time	Rank	Pos	Time	Rank	Time	Dist.(m)	Pos.	(km/h)	Rank
9	9	LEACH Logan B3	CAN	Int1:	25.24 (23.07)	(9)					3.31	Sp1	97.04	(6)
				Int2:	49.78 (45.50)	(9)	I1-I2:	24.54 (22.43)	(8)	6.20				
				Int3:	1:11.43 (1:05.30)	(9)	I2-I3:	21.65 (19.80)	(9)	10.51				
				Fin:	1:34.38 (1:26.28)	(9)	I3-Fin:	22.95 (20.98)	(7)	12.83	308.18	Avg:	86.47	

Intermediate Time Positions : Int. 1 = Inter1
Speed Measurement Positions : Sp 1 = Speed 1

Int. 2 = Inter2

Int. 3 = Inter3

Legend:							
Avg Ix	Average Intermediate x	Dist.(m) Pos.	Distance in metres Intermediate or speed position	Fin	Finish	Int Sp	Intermediate Speed trap



Results

成绩

Jury

Technical Delegate	CARZERI Simone	ITA
WPAS Race Director	SKUTELJ SVETIC Anja	WPAS
Chief of Race	AN Linbo	CHN
Referee	BLATTMANN Hans	NOR
Assistant Referee	PALOVICOVA Jana	SVK
Start Referee	SAWANO Hiroshi	JPN
Finish Referee	DOJCINOVIC Jelena	BIH

Video Controller	SAWICKI Ozzie	CAN
WPAS OVR Race Administrator	NEMCIC Ivan	WPAS
Equipment Controller	HICKS Bill	USA

Technical Data

Course Name	Rock
Start Altitude	1825m
Finish Altitude	1285m
Vertical Drop	540m
WPAS Homologation Number	13377/11/19
Course Length	1984m

Race Information

Course Setter	CAPELLI Dario	CHN
Gates/Turning Gates	39/33	
Start Time	10:00	

Number of Competitors: 39 Number of NPCs: 18

Rank	Bib Name	Sport Class	YB	NPC Code	IT1	IT2	IT3	Result	Diff.	Race Pts.
1	11 LIANG Jingyi	LW9-1	2002	CHN	11.51	32.88	50.24	1:09.11		0.00
2	14 SALCHER Markus	LW9-1	1991	AUT	11.59	33.20	49.95	1:09.35	0.24	4.13
3	21 GUIMOND Alexis	LW9-1	1999	CAN	11.93	34.05	50.49	1:10.02	0.91	15.67
4	15 BAUCHET Arthur	LW3	2000	FRA	11.72	34.01	50.61	1:10.36	1.25	21.52
5	19 GMUER Theo	LW9-1	1996	SUI	11.88	34.34	51.16	1:11.31	2.20	37.88
6	18 CUCHE Robin	LW9-2	1998	SUI	12.28	34.87	52.25	1:12.92	3.81	65.60
7	22 PFYL Thomas	LW9-2	1987	SUI	12.24	34.64	52.23	1:12.97	3.86	66.47
7	12 BOURDENX Manoel	LW4	1987	FRA	12.51	35.33	52.51	1:12.97	3.86	66.47
9	31 KIIVERI Santeri	LW6/8-1	2000	FIN	12.54	35.46	52.87	1:13.40	4.29	73.87
10	23 LINDSTROEM Aaron	LW6/8-2	2000	SWE	12.72	36.01	53.21	1:13.41	4.30	74.04
11	40 STUUT Jeffrey	LW3	1995	NED	12.42	35.87	53.93	1:13.65	4.54	78.17
12	34 WOOD Spencer	LW9-2	1997	USA	12.09	35.98	53.96	1:13.97	4.86	83.68
13	41 GROCHAR Thomas	LW2	1993	AUT	12.17	35.44	53.00	1:14.12	5.01	86.27
14	27 BROISIN Jordan	LW4	1993	FRA	12.32	35.79	53.63	1:14.21	5.10	87.82
15	25 WALSH Thomas Charles	LW4	1995	USA	12.67	35.55	53.29	1:14.55	5.44	93.67
16	13 PAJANTSCHITSCH Nico	LW6/8-2	1997	AUT	12.76	35.50	53.83	1:14.58	5.47	94.19
17	30 HARAGHEY Andrew	LW1	1995	USA	11.54	35.36	55.01	1:14.67	5.56	95.74
18	28 PELIZZARI Federico	LW6/8-2	2000	ITA	13.05	36.10	53.79	1:14.70	5.59	96.25
19	45 WHITLEY James	LW5/7-3	1997	GBR	12.72	36.57	54.68	1:14.88	5.77	99.35
20	39 BURNHAM Oscar	LW6/8-2	1999	FRA	12.98	36.14	53.79	1:15.32	6.21	106.93
21	36 HALL Adam	LW1	1987	NZL	12.29	37.78	55.78	1:15.80	6.69	115.19
22	38 BENDOTTI Davide	LW2	1994	ITA	12.36	36.13	55.13	1:16.30	7.19	123.80
23	20 LI Biao	LW6/8-1	1999	CHN	13.03	37.06	55.39	1:16.35	7.24	124.67
24	42 KOIKE Gakuta	LW6/8-2	1982	JPN	13.03	36.71	55.14	1:16.43	7.32	126.04
25	48 FRANCE Martin	LW9-1	1984	SVK	12.18	36.45	55.35	1:16.79	7.68	132.24
26	29 SCHNEIDER Christoph Bernhard	LW6/8-2	1992	AUT	13.14	37.61	56.11	1:17.66	8.55	147.22
27	43 KRESS Leander	LW2	2001	GER	12.63	37.97	57.74	1:18.32	9.21	158.59
28	17 SUN Yanlong	LW6/8-1	1994	CHN	12.80	36.43	58.32	1:19.39	10.28	177.01
29	35 SUN Hongsheng	LW5/7-1	1994	CHN	12.71	37.92	58.29	1:20.88	11.77	202.67
30	49 NILSSON GRASTO Marcus	LW5/7-2	2001	NOR	13.03	38.93	59.36	1:21.04	11.93	205.42

DID NOT FINISH: 8 competitors

16 HOGAN Connor	LW9-1	1997	USA
24 GOURLEY Mitchell	LW6/8-2	1991	AUS
26 NIU Shaojie	LW6/8-2	1999	CHN
32 MISAWA Hiraku	LW2	1987	JPN



Results 成绩

Number of Competitors: 39 Number of NPCs: 18

Rank	Bib Name	Sport Class	YB	NPC Code	IT1	IT2	IT3	Result	Diff.	Race Pts.
	33 PUIG DAVI Roger	LW9-2	1997	AND						
	44 SEGERS Jules	LW9-2	2002	FRA						
	46 CARTER Tyler	LW4	1994	USA						
	47 SKOGLUND Arvid	LW6/8-2	2003	SWE						

DISQUALIFIED: 1 competitor

37 TOKAI Masahiko	LW3	1973	JPN	Gate 35
-------------------	-----	------	-----	---------

Forerunners:	A - GUO Quing	CHN	B - ZHU Yanan	CHN	C - ZHANG Yuying	CHN
---------------------	---------------	-----	---------------	-----	------------------	-----

Conditions on course:	SUNNY	Snow: COMPACT	Temperature - Start: -6°C	Temperature - Finish: -6°C
------------------------------	-------	---------------	---------------------------	----------------------------

Legend:	Diff.	Difference	IT1	Intermediate time 1	IT2	Intermediate time 2	IT3	Intermediate time 3
	YB	Year of Birth						

Please note that the Race Points in Paralympics are not calculated according to the WPAS Rules and Regulations



Performance Analysis by Rank 按排名评价表现

Number of Competitors: 30 Number of NPCs: 16

Rank	Bib	Name Sport Class	NPC Code	Positions			Partials		Difference		Speed			
				Pos	Time	Rank	Pos	Time	Rank	Time	Dist.(m)	Pos.	(km/h)	Rank
1	11	LIANG Jingyi LW9-1	CHN	Int1:	13.05 (11.51)	(1)			0.00		Sp1	107.10	(12)	
				Int2:	37.28 (32.88)	(1)	I1-I2:	24.23 (21.37)	(14)	0.00				
				Int3:	56.96 (50.24)	(2)	I2-I3:	19.68 (17.36)	(22)	0.29				
				Fin:	1:18.35 (1:09.11)	(1)	I3-Fin:	21.39 (18.87)	(11)	0.00	0.00	Avg:	91.16	
2	14	SALCHER Markus LW9-1	AUT	Int1:	13.15 (11.59)	(3)			0.08		Sp1	96.52	(24)	
				Int2:	37.64 (33.20)	(2)	I1-I2:	24.49 (21.61)	(17)	0.32				
				Int3:	56.63 (49.95)	(1)	I2-I3:	18.99 (16.75)	(17)	0.00				
				Fin:	1:18.62 (1:09.35)	(2)	I3-Fin:	21.99 (19.40)	(18)	0.24	6.06	Avg:	90.85	
3	21	GUIMOND Alexis LW9-1	CAN	Int1:	13.53 (11.93)	(6)			0.42		Sp1	99.38	(22)	
				Int2:	38.61 (34.05)	(4)	I1-I2:	25.08 (22.12)	(19)	1.17				
				Int3:	57.24 (50.49)	(3)	I2-I3:	18.63 (16.44)	(14)	0.54				
				Fin:	1:19.38 (1:10.02)	(3)	I3-Fin:	22.14 (19.53)	(20)	0.91	22.74	Avg:	89.98	
4	15	BAUCHET Arthur LW3	FRA	Int1:	12.70 (11.72)	(4)			0.21		Sp1	114.14	(4)	
				Int2:	36.85 (34.01)	(3)	I1-I2:	24.15 (22.29)	(12)	1.13				
				Int3:	54.83 (50.61)	(4)	I2-I3:	17.98 (16.60)	(6)	0.66				
				Fin:	1:16.22 (1:10.36)	(4)	I3-Fin:	21.39 (19.75)	(11)	1.25	32.54	Avg:	93.71	
5	19	GMUER Theo LW9-1	SUI	Int1:	13.47 (11.88)	(5)			0.37		Sp1	101.49	(19)	
				Int2:	38.94 (34.34)	(5)	I1-I2:	25.47 (22.46)	(21)	1.46				
				Int3:	58.00 (51.16)	(5)	I2-I3:	19.06 (16.82)	(18)	1.21				
				Fin:	1:20.85 (1:11.31)	(5)	I3-Fin:	22.85 (20.15)	(24)	2.20	53.99	Avg:	88.34	
6	18	CUCHE Robin LW9-2	SUI	Int1:	13.14 (12.28)	(11)			0.77		Sp1	116.06	(3)	
				Int2:	37.31 (34.87)	(7)	I1-I2:	24.17 (22.59)	(13)	1.99				
				Int3:	55.90 (52.25)	(7)	I2-I3:	18.59 (17.38)	(13)	2.30				
				Fin:	1:18.01 (1:12.92)	(6)	I3-Fin:	22.11 (20.67)	(19)	3.81	96.90	Avg:	91.56	
7	22	PFYL Thomas LW9-2	SUI	Int1:	13.10 (12.24)	(10)			0.73		Sp1	105.60	(14)	
				Int2:	37.06 (34.64)	(6)	I1-I2:	23.96 (22.40)	(10)	1.76				
				Int3:	55.88 (52.23)	(6)	I2-I3:	18.82 (17.59)	(16)	2.28				
				Fin:	1:18.07 (1:12.97)	(7)	I3-Fin:	22.19 (20.74)	(21)	3.86	98.09	Avg:	91.49	
7	12	BOURDENX Manoel LW4	FRA	Int1:	12.77 (12.51)	(16)			1.00		Sp1	109.34	(9)	
				Int2:	36.05 (35.33)	(8)	I1-I2:	23.28 (22.82)	(4)	2.45				
				Int3:	53.58 (52.51)	(8)	I2-I3:	17.53 (17.18)	(2)	2.56				
				Fin:	1:14.46 (1:12.97)	(7)	I3-Fin:	20.88 (20.46)	(4)	3.86	102.85	Avg:	95.92	



Performance Analysis by Rank 按排名评价表现

Number of Competitors: 30 Number of NPCs: 16

Rank	Bib	Name Sport Class	NPC Code	Positions		Partials		Difference		Speed		
				Pos	Time Rank	Pos	Time Rank	Time Dist.(m)	Pos. (km/h) Rank			
9	31	KIVERI Santeri LW6/8-1	FIN	Int1:	12.79 (17)				1.03	Sp1	102.38 (17)	
				Int2:	36.17 (11)	I1-I2:	23.38 (7)	2.58				
				Int3:	53.93 (9)	I2-I3:	17.76 (5)	2.92				
				Fin:	1:14.86 (9)	I3-Fin:	20.93 (6)	4.29	113.70	Avg: 95.41		
				(12.54)	(35.46)	(52.87)	(1:13.40)	(22.92)	(17.41)	(20.53)		
10	23	LINDSTROEM Aaron LW6/8-2	SWE	Int1:	12.72 (21)				1.21	Sp1	108.35 (11)	
				Int2:	36.01 (17)	I1-I2:	23.29 (5)	3.13				
				Int3:	53.21 (11)	I2-I3:	17.20 (1)	3.26				
				Fin:	1:13.41 (10)	I3-Fin:	20.20 (1)	4.30	116.21	Avg: 97.29		
				(12.72)	(36.01)	(53.21)	(1:13.41)	(23.29)	(17.20)	(20.20)		
11	40	STUUT Jeffrey LW3	NED	Int1:	13.46 (15)				0.91	Sp1	96.84 (23)	
				Int2:	38.86 (15)	I1-I2:	25.40 (20)	2.99				
				Int3:	58.42 (17)	I2-I3:	19.56 (21)	3.98				
				Fin:	1:19.78 (11)	I3-Fin:	21.36 (9)	4.54	112.90	Avg: 89.53		
				(12.42)	(35.87)	(53.93)	(1:13.65)	(23.45)	(18.06)	(19.72)		
12	34	WOOD Spencer LW9-2	USA	Int1:	12.94 (7)				0.58	Sp1	105.78 (13)	
				Int2:	38.50 (16)	I1-I2:	25.56 (22)	3.10				
				Int3:	57.73 (18)	I2-I3:	19.23 (19)	4.01				
				Fin:	1:19.13 (12)	I3-Fin:	21.40 (13)	4.86	121.85	Avg: 90.26		
				(12.09)	(35.98)	(53.96)	(1:13.97)	(23.89)	(17.98)	(20.01)		
13	41	GROCHAR Thomas LW2	AUT	Int1:	13.43 (8)				0.66	Sp1	94.14 (25)	
				Int2:	39.08 (10)	I1-I2:	25.65 (23)	2.56				
				Int3:	58.45 (10)	I2-I3:	19.37 (20)	3.05				
				Fin:	1:21.73 (13)	I3-Fin:	23.28 (25)	5.01	121.62	Avg: 87.39		
				(12.17)	(35.44)	(53.00)	(1:14.12)	(23.27)	(17.56)	(21.12)		
14	27	BROISIN Jordan LW4	FRA	Int1:	12.58 (13)				0.81	Sp1	109.95 (7)	
				Int2:	36.52 (14)	I1-I2:	23.94 (9)	2.91				
				Int3:	54.72 (13)	I2-I3:	18.20 (8)	3.68				
				Fin:	1:15.72 (14)	I3-Fin:	21.00 (7)	5.10	133.63	Avg: 94.33		
				(12.32)	(35.79)	(53.63)	(1:14.21)	(23.47)	(17.84)	(20.58)		
15	25	WALSH Thomas Charles LW4	USA	Int1:	12.93 (19)				1.16	Sp1	116.72 (2)	
				Int2:	36.28 (13)	I1-I2:	23.35 (6)	2.67				
				Int3:	54.38 (12)	I2-I3:	18.10 (7)	3.34				
				Fin:	1:16.07 (15)	I3-Fin:	21.69 (17)	5.44	141.88	Avg: 93.89		
				(12.67)	(35.55)	(53.29)	(1:14.55)	(22.88)	(17.74)	(21.26)		
16	13	PAJANTSCHITSCH Nico LW6/8-2	AUT	Int1:	12.76 (23)				1.25	Sp1	113.84 (5)	
				Int2:	35.50 (12)	I1-I2:	22.74 (1)	2.62				
				Int3:	53.83 (16)	I2-I3:	18.33 (9)	3.88				
				Fin:	1:14.58 (16)	I3-Fin:	20.75 (3)	5.47	145.51	Avg: 95.77		
				(12.76)	(35.50)	(53.83)	(1:14.58)	(22.74)	(18.33)	(20.75)		



Performance Analysis by Rank 按排名评价表现

Number of Competitors: 30 Number of NPCs: 16

Rank	Bib	Name Sport Class	NPC Code	Positions			Partials		Difference		Speed			
				Pos	Time	Rank	Pos	Time	Rank	Time	Dist.(m)	Pos.	(km/h)	Rank
17	30	HARAGHEY Andrew LW1	USA	Int1:	13.80 (11.54)	(2)			0.03		Sp1	93.40	(26)	
				Int2:	42.28 (35.36)	(9)	I1-I2:	28.48 (23.82)	(29)	2.48				
				Int3:	1:05.77 (55.01)	(20)	I2-I3:	23.49 (19.65)	(30)	5.06				
				Fin:	1:29.28 (1:14.67)	(17)	I3-Fin:	23.51 (19.66)	(28)	5.56	123.56	Avg:	80.00	
18	28	PELIZZARI Federico LW6/8-2	ITA	Int1:	13.05 (13.05)	(29)			1.54		Sp1	109.52	(8)	
				Int2:	36.10 (36.10)	(18)	I1-I2:	23.05 (23.05)	(2)	3.22				
				Int3:	53.79 (53.79)	(14)	I2-I3:	17.69 (17.69)	(4)	3.84				
				Fin:	1:14.70 (1:14.70)	(18)	I3-Fin:	20.91 (20.91)	(5)	5.59	148.47	Avg:	95.61	
19	45	WHITLEY James LW5/7-3	GBR	Int1:	13.03 (12.72)	(21)			1.21		Sp1	103.01	(15)	
				Int2:	37.46 (36.57)	(23)	I1-I2:	24.43 (23.85)	(15)	3.69				
				Int3:	56.01 (54.68)	(19)	I2-I3:	18.55 (18.11)	(12)	4.73				
				Fin:	1:16.70 (1:14.88)	(19)	I3-Fin:	20.69 (20.20)	(2)	5.77	149.25	Avg:	93.12	
20	39	BURNHAM Oscar LW6/8-2	FRA	Int1:	12.98 (12.98)	(25)			1.47		Sp1	118.87	(1)	
				Int2:	36.14 (36.14)	(20)	I1-I2:	23.16 (23.16)	(3)	3.26				
				Int3:	53.79 (53.79)	(14)	I2-I3:	17.65 (17.65)	(3)	3.84				
				Fin:	1:15.32 (1:15.32)	(20)	I3-Fin:	21.53 (21.53)	(15)	6.21	163.58	Avg:	94.83	
21	36	HALL Adam LW1	NZL	Int1:	14.70 (12.29)	(12)			0.78		Sp1	77.52	(30)	
				Int2:	45.18 (37.78)	(27)	I1-I2:	30.48 (25.49)	(30)	4.90				
				Int3:	1:06.70 (55.78)	(25)	I2-I3:	21.52 (18.00)	(27)	5.83				
				Fin:	1:30.63 (1:15.80)	(21)	I3-Fin:	23.93 (20.02)	(29)	6.69	146.45	Avg:	78.81	
22	38	BENDOTTI Davide LW2	ITA	Int1:	13.63 (12.36)	(14)			0.85		Sp1	100.26	(21)	
				Int2:	39.85 (36.13)	(19)	I1-I2:	26.22 (23.77)	(25)	3.25				
				Int3:	1:00.80 (55.13)	(21)	I2-I3:	20.95 (19.00)	(23)	5.18				
				Fin:	1:24.14 (1:16.30)	(22)	I3-Fin:	23.34 (21.17)	(27)	7.19	169.54	Avg:	84.89	
23	20	LI Biao LW6/8-1	CHN	Int1:	13.29 (13.03)	(26)			1.52		Sp1	111.03	(6)	
				Int2:	37.80 (37.06)	(25)	I1-I2:	24.51 (24.03)	(18)	4.18				
				Int3:	56.50 (55.39)	(24)	I2-I3:	18.70 (18.33)	(15)	5.44				
				Fin:	1:17.87 (1:16.35)	(23)	I3-Fin:	21.37 (20.96)	(10)	7.24	184.46	Avg:	91.72	
24	42	KOIKE Gakuta LW6/8-2	JPN	Int1:	13.03 (13.03)	(26)			1.52		Sp1	102.30	(18)	
				Int2:	36.71 (36.71)	(24)	I1-I2:	23.68 (23.68)	(8)	3.83				
				Int3:	55.14 (55.14)	(22)	I2-I3:	18.43 (18.43)	(10)	5.19				
				Fin:	1:16.43 (1:16.43)	(24)	I3-Fin:	21.29 (21.29)	(8)	7.32	190.02	Avg:	93.45	



Performance Analysis by Rank

按排名评价表现

Number of Competitors: 30 Number of NPCs: 16

Rank	Bib	Name Sport Class	NPC Code	Positions		Partials		Difference		Speed			
				Pos	Time Rank	Time Rank	Time Rank	Time Rank	Dist.(m)	Pos. (km/h)	Rank		
25	48	FRANCE Martin LW9-1	SVK	Int1:	13.81 (12.18)	(9)			0.67		Sp1	80.87 (29)	
				Int2:	41.33 (36.45)	(22)	I1-I2:	27.52 (24.27)	(27)	3.57			
				Int3:	1:02.75 (55.35)	(23)	I2-I3:	21.42 (18.90)	(26)	5.40			
				Fin:	1:27.06 (1:16.79)	(25)	I3-Fin:	24.31 (21.44)	(30)	7.68	175.02	Avg:	82.04
26	29	SCHNEIDER Christoph Bernhard LW6/8-2	AUT	Int1:	13.14 (13.14)	(30)			1.63		Sp1	102.41 (16)	
				Int2:	37.61 (37.61)	(26)	I1-I2:	24.47 (24.47)	(16)	4.73			
				Int3:	56.11 (56.11)	(26)	I2-I3:	18.50 (18.50)	(11)	6.16			
				Fin:	1:17.66 (1:17.66)	(26)	I3-Fin:	21.55 (21.55)	(16)	8.55	218.43	Avg:	91.97
27	43	KRESS Leander LW2	GER	Int1:	13.93 (12.63)	(18)			1.12		Sp1	92.70 (27)	
				Int2:	41.87 (37.97)	(29)	I1-I2:	27.94 (25.34)	(28)	5.09			
				Int3:	1:03.67 (57.74)	(27)	I2-I3:	21.80 (19.77)	(28)	7.79			
				Fin:	1:26.37 (1:18.32)	(27)	I3-Fin:	22.70 (20.58)	(23)	9.21	211.56	Avg:	82.70
28	17	SUN Yanlong LW6/8-1	CHN	Int1:	13.06 (12.80)	(24)			1.29		Sp1	108.52 (10)	
				Int2:	37.16 (36.43)	(21)	I1-I2:	24.10 (23.63)	(11)	3.55			
				Int3:	59.49 (58.32)	(29)	I2-I3:	22.33 (21.89)	(29)	8.37			
				Fin:	1:20.97 (1:19.39)	(28)	I3-Fin:	21.48 (21.07)	(14)	10.28	251.89	Avg:	88.21
29	35	SUN Hongsheng LW5/7-1	CHN	Int1:	13.12 (12.71)	(20)			1.20		Sp1	101.22 (20)	
				Int2:	39.12 (37.92)	(28)	I1-I2:	26.00 (25.21)	(24)	5.04			
				Int3:	1:00.13 (58.29)	(28)	I2-I3:	21.01 (20.37)	(24)	8.34			
				Fin:	1:23.43 (1:20.88)	(29)	I3-Fin:	23.30 (22.59)	(26)	11.77	279.90	Avg:	85.61
30	49	NILSSON GRASTO Marcus LW5/7-2	NOR	Int1:	13.42 (13.03)	(26)			1.52		Sp1	87.75 (28)	
				Int2:	40.08 (38.93)	(30)	I1-I2:	26.66 (25.90)	(26)	6.05			
				Int3:	1:01.11 (59.36)	(30)	I2-I3:	21.03 (20.43)	(25)	9.41			
				Fin:	1:23.43 (1:21.04)	(30)	I3-Fin:	22.32 (21.68)	(22)	11.93	283.70	Avg:	85.61

Intermediate Time Positions : Int. 1 = Inter1 Int. 2 = Inter2 Int. 3 = Inter3
Speed Measurement Positions : Sp 1 = Speed 1

Avg	Average	Dist.(m)	Distance in metres	Fin	Finish	Int	Intermediate
ix	Intermediate x	Pos.	Intermediate or speed position			Sp	Speed trap



Results 成绩

Jury

Technical Delegate	CARZERI Simone	ITA
WPAS Race Director	SKUTELJ SVETIC Anja	WPAS
Chief of Race	AN Linbo	CHN
Referee	BLATTMANN Hans	NOR
Assistant Referee	PALOVICOVA Jana	SVK
Start Referee	SAWANO Hiroshi	JPN
Finish Referee	DOJCINOVIC Jelena	BIH

Video Controller	SAWICKI Ozzie	CAN
WPAS OVR Race Administrator	NEMCIC Ivan	WPAS
Equipment Controller	HICKS Bill	USA

Race Information

Course Setter	CAPELLI Dario	CHN
Gates/Turning Gates	39/33	
Start Time	10:00	

Technical Data

Course Name	Rock
Start Altitude	1825m
Finish Altitude	1285m
Vertical Drop	540m
WPAS Homologation Number	13377/11/19
Course Length	1984m

Number of Competitors: 28 Number of NPCs: 16

Rank	Bib Name	Sport Class	YB	NPC Code	IT1	IT2	IT3	Result	Diff.	Race Pts.
1	55 PEDERSEN Jesper	LW11	1999	NOR	11.60	33.41	50.24	1:09.69		0.00
2	62 PETERS Corey	LW12-1	1983	NZL	12.07	34.16	50.44	1:10.16	0.47	8.03
3	64 MORII Taiki	LW11	1980	JPN	11.84	34.01	50.15	1:10.61	0.92	15.71
4	58 de SILVESTRO Rene	LW12-1	1996	ITA	12.02	34.84	51.41	1:11.54	1.85	31.59
5	54 KAMPSCHREUR Jeroen	LW12-2	1999	NED	12.08	34.73	51.44	1:12.25	2.56	43.71
6	60 de LANGEN Niels	LW12-2	1998	NED	12.19	35.02	51.97	1:12.66	2.97	50.71
7	59 MEIJER Floris	LW10-2	1989	NED	12.13	36.21	54.15	1:15.67	5.98	102.11
8	75 PLANTEY Enrique	LW11	1982	ARG	12.86	36.95	54.34	1:15.89	6.20	105.87
9	69 EWEN Aaron	LW11	1996	NZL	12.45	37.02	55.71	1:16.04	6.35	108.43
10	76 ROWLAND Brian	LW11	1986	CAN	12.20	35.97	55.01	1:16.17	6.48	110.65
11	53 SUZUKI Takeshi	LW12-2	1988	JPN	12.40	36.31	53.43	1:16.73	7.04	120.21
12	52 BISQUERTT HUDSON Nicolas	LW10-2	1998	CHI	12.06	36.54	55.85	1:17.06	7.37	125.85
13	67 BRAZ-DAGAND Lou	LW10-2	1995	FRA	12.31	36.96	56.92	1:17.20	7.51	128.24
14	66 CHEN Liang	LW12-2	1997	CHN	12.55	37.25	55.39	1:17.41	7.72	131.82
15	56 LIANG Zilu	LW12-2	2004	CHN	12.45	37.59	56.13	1:18.00	8.31	141.90
16	68 PELIT Murat	LW11	1982	SUI	12.23	38.15	57.76	1:18.54	8.85	151.12
17	63 DRUGAN Ravi	LW12-2	1989	USA	12.65	37.40	56.11	1:18.79	9.10	155.39
18	73 HAN Sang Min	LW12-1	1979	KOR	12.63	37.83	56.10	1:19.43	9.74	166.32
19	61 LI Xiang	LW10-1	1997	CHN	13.03	38.31	58.05	1:20.68	10.99	187.66
20	70 BAMBOUSEK Pavel	LW12-1	1984	CZE	12.37	38.44	1:01.48	1:22.51	12.82	218.91

DID NOT FINISH: 8 competitors

50	GONG Zhaolin	LW10-2	1989	CHN
51	KANO Akira	LW11	1986	JPN
57	SIKORSKI Igor	LW11	1990	POL
65	WILLIAMS David Allen	LW11	1979	USA
71	TAIT Sam	LW11	1991	AUS
72	CHRISTEN Pascal	LW10-2	1992	SUI
74	YAN Hailing	LW12-2	2003	CHN
77	FUJIWARA Tetsu	LW11	1980	JPN



Results 成绩

Number of Competitors: 28 Number of NPCs: 16

Rank	Bib Name	Sport Class	YB	NPC Code	IT1	IT2	IT3	Result	Diff.	Race Pts.
------	----------	-------------	----	----------	-----	-----	-----	--------	-------	-----------

Forerunners:	A - GUO Quing	CHN	B - ZHU Yanan	CHN	C - ZHANG Yuying	CHN
---------------------	---------------	-----	---------------	-----	------------------	-----

Conditions on course:	SUNNY	Snow: COMPACT	Temperature - Start: -8°C	Temperature - Finish: -6°C
------------------------------	-------	---------------	---------------------------	----------------------------

Legend:	Diff.	Difference	IT1	Intermediate time 1	IT2	Intermediate time 2	IT3	Intermediate time 3
	YB	Year of Birth						

Please note that the Race Points in Paralympics are not calculated according to the WPAS Rules and Regulations



Performance Analysis by Rank 按排名评价表现

Number of Competitors: 20 Number of NPCs: 14

Rank	Bib	Name Sport Class	NPC Code	Positions			Partials		Difference		Speed			
				Pos	Time	Rank	Pos	Time	Rank	Time	Dist.(m)	Pos.	(km/h)	Rank
1	55	PEDERSEN Jesper LW11	NOR	Int1:	13.67 (11.60)	(1)			0.00		Sp1	98.05	(2)	
				Int2:	39.37 (33.41)	(1)	I1-I2:	25.70 (21.81)	(2)	0.00				
				Int3:	59.19 (50.24)	(2)	I2-I3:	19.82 (16.83)	(7)	0.09				
				Fin:	1:22.11 (1:09.69)	(1)	I3-Fin:	22.92 (19.45)	(2)	0.00	0.00	Avg:	86.99	
2	62	PETERS Corey LW12-1	NZL	Int1:	13.91 (12.07)	(5)			0.47		Sp1	99.92	(1)	
				Int2:	39.37 (34.16)	(3)	I1-I2:	25.46 (22.09)	(1)	0.75				
				Int3:	58.12 (50.44)	(3)	I2-I3:	18.75 (16.28)	(1)	0.29				
				Fin:	1:20.84 (1:10.16)	(2)	I3-Fin:	22.72 (19.72)	(1)	0.47	11.53	Avg:	88.35	
3	64	MORII Taiki LW11	JPN	Int1:	13.96 (11.84)	(2)			0.24		Sp1	87.55	(12)	
				Int2:	40.07 (34.01)	(2)	I1-I2:	26.11 (22.17)	(4)	0.60				
				Int3:	59.09 (50.15)	(1)	I2-I3:	19.02 (16.14)	(2)	0.00				
				Fin:	1:23.19 (1:10.61)	(3)	I3-Fin:	24.10 (20.46)	(7)	0.92	21.94	Avg:	85.86	
4	58	de SILVESTRO Rene LW12-1	ITA	Int1:	13.85 (12.02)	(3)			0.42		Sp1	92.80	(6)	
				Int2:	40.15 (34.84)	(5)	I1-I2:	26.30 (22.82)	(6)	1.43				
				Int3:	59.24 (51.41)	(4)	I2-I3:	19.09 (16.57)	(3)	1.26				
				Fin:	1:22.44 (1:11.54)	(4)	I3-Fin:	23.20 (20.13)	(3)	1.85	44.52	Avg:	86.64	
5	54	KAMPSCHREUR Jeroen LW12-2	NED	Int1:	13.91 (12.08)	(6)			0.48		Sp1	86.36	(14)	
				Int2:	39.99 (34.73)	(4)	I1-I2:	26.08 (22.65)	(3)	1.32				
				Int3:	59.22 (51.44)	(5)	I2-I3:	19.23 (16.71)	(4)	1.29				
				Fin:	1:23.18 (1:12.25)	(5)	I3-Fin:	23.96 (20.81)	(6)	2.56	61.06	Avg:	85.87	
6	60	de LANGEN Niels LW12-2	NED	Int1:	14.04 (12.19)	(8)			0.59		Sp1	94.32	(4)	
				Int2:	40.32 (35.02)	(6)	I1-I2:	26.28 (22.83)	(5)	1.61				
				Int3:	59.83 (51.97)	(6)	I2-I3:	19.51 (16.95)	(5)	1.82				
				Fin:	1:23.65 (1:12.66)	(6)	I3-Fin:	23.82 (20.69)	(4)	2.97	70.44	Avg:	85.38	
7	59	MEIJER Floris LW10-2	NED	Int1:	14.47 (12.13)	(7)			0.53		Sp1	85.37	(16)	
				Int2:	43.17 (36.21)	(8)	I1-I2:	28.70 (24.08)	(12)	2.80				
				Int3:	1:04.56 (54.15)	(8)	I2-I3:	21.39 (17.94)	(12)	4.00				
				Fin:	1:30.21 (1:15.67)	(7)	I3-Fin:	25.65 (21.52)	(16)	5.98	131.52	Avg:	79.18	
8	75	PLANTEY Enrique LW11	ARG	Int1:	15.16 (12.86)	(19)			1.26		Sp1	85.41	(15)	
				Int2:	43.54 (36.95)	(11)	I1-I2:	28.38 (24.09)	(9)	3.54				
				Int3:	1:04.02 (54.34)	(9)	I2-I3:	20.48 (17.39)	(8)	4.19				
				Fin:	1:29.42 (1:15.89)	(8)	I3-Fin:	25.40 (21.55)	(15)	6.20	137.56	Avg:	79.87	



Performance Analysis by Rank 按排名评价表现

Number of Competitors: 20 Number of NPCs: 14

Rank	Bib	Name Sport Class	NPC Code	Positions			Partials		Difference		Speed				
				Pos	Time	Rank	Pos	Time	Rank	Time	Dist.(m)	Pos.	(km/h)	Rank	
9	69	EWEN Aaron LW11	NZL	Int1:	14.67 (12.45)	(14)			0.85		Sp1	88.87	(10)		
				Int2:	43.62 (37.02)	(13)	I1-I2:	28.95 (24.57)	(14)	3.61					
				Int3:	1:05.64 (55.71)	(12)	I2-I3:	22.02 (18.69)	(14)	5.56					
				Fin:	1:29.59 (1:16.04)	(9)	I3-Fin:	23.95 (20.33)	(5)	6.35	140.62	Avg:	79.72		
10	76	ROWLAND Brian LW11	CAN	Int1:	14.38 (12.20)	(9)			0.60		Sp1	94.75	(3)		
				Int2:	42.38 (35.97)	(7)	I1-I2:	28.00 (23.77)	(8)	2.56					
				Int3:	1:04.81 (55.01)	(10)	I2-I3:	22.43 (19.04)	(15)	4.86					
				Fin:	1:29.75 (1:16.17)	(10)	I3-Fin:	24.94 (21.16)	(11)	6.48	143.25	Avg:	79.58		
11	53	SUZUKI Takeshi LW12-2	JPN	Int1:	14.28 (12.40)	(13)			0.80		Sp1	85.23	(17)		
				Int2:	41.80 (36.31)	(9)	I1-I2:	27.52 (23.91)	(7)	2.90					
				Int3:	1:01.51 (53.43)	(7)	I2-I3:	19.71 (17.12)	(6)	3.28					
				Fin:	1:28.33 (1:16.73)	(11)	I3-Fin:	26.82 (23.30)	(18)	7.04	158.13	Avg:	80.86		
12	52	BISQUERTT HUDSON Nicolas LW10-2	CHI	Int1:	14.38 (12.06)	(4)			0.46		Sp1	93.92	(5)		
				Int2:	43.56 (36.54)	(10)	I1-I2:	29.18 (24.48)	(16)	3.13					
				Int3:	1:06.58 (55.85)	(13)	I2-I3:	23.02 (19.31)	(16)	5.70					
				Fin:	1:31.87 (1:17.06)	(12)	I3-Fin:	25.29 (21.21)	(13)	7.37	159.16	Avg:	77.74		
13	67	BRAZ-DAGAND Lou LW10-2	FRA	Int1:	14.68 (12.31)	(11)			0.71		Sp1	83.17	(20)		
				Int2:	44.06 (36.96)	(12)	I1-I2:	29.38 (24.65)	(17)	3.55					
				Int3:	1:07.86 (56.92)	(17)	I2-I3:	23.80 (19.96)	(18)	6.77					
				Fin:	1:32.03 (1:17.20)	(13)	I3-Fin:	24.17 (20.28)	(8)	7.51	161.90	Avg:	77.61		
14	66	CHEN Liang LW12-2	CHN	Int1:	14.45 (12.55)	(16)			0.95		Sp1	86.37	(13)		
				Int2:	42.89 (37.25)	(14)	I1-I2:	28.44 (24.70)	(10)	3.84					
				Int3:	1:03.77 (55.39)	(11)	I2-I3:	20.88 (18.14)	(9)	5.24					
				Fin:	1:29.12 (1:17.41)	(14)	I3-Fin:	25.35 (22.02)	(14)	7.72	171.86	Avg:	80.14		
15	56	LIANG Zilu LW12-2	CHN	Int1:	14.34 (12.45)	(14)			0.85		Sp1	83.40	(19)		
				Int2:	43.28 (37.59)	(16)	I1-I2:	28.94 (25.14)	(13)	4.18					
				Int3:	1:04.62 (56.13)	(16)	I2-I3:	21.34 (18.54)	(11)	5.98					
				Fin:	1:29.79 (1:18.00)	(15)	I3-Fin:	25.17 (21.87)	(12)	8.31	183.62	Avg:	79.55		
16	68	PELIT Murat LW11	SUI	Int1:	14.42 (12.23)	(10)			0.63		Sp1	83.43	(18)		
				Int2:	44.95 (38.15)	(18)	I1-I2:	30.53 (25.92)	(19)	4.74					
				Int3:	1:08.05 (57.76)	(18)	I2-I3:	23.10 (19.61)	(17)	7.61					
				Fin:	1:32.54 (1:18.54)	(16)	I3-Fin:	24.49 (20.78)	(10)	8.85	189.74	Avg:	77.18		



Performance Analysis by Rank

按排名评价表现

Number of Competitors: 20 Number of NPCs: 14

Rank	Bib	Name Sport Class	NPC Code	Positions			Partials		Difference		Speed			
				Pos	Time	Rank	Pos	Time	Rank	Time	Dist.(m)	Pos.	(km/h)	Rank
17	63	DRUGAN Ravi LW12-2	USA	Int1:	14.57 (12.65)	(18)				1.05		Sp1	90.15	(8)
				Int2:	43.06 (37.40)	(15)	I1-I2:	28.49 (24.75)	(11)	3.99				
				Int3:	1:04.60 (56.11)	(15)	I2-I3:	21.54 (18.71)	(13)	5.96				
				Fin:	1:30.70 (1:18.79)	(17)	I3-Fin:	26.10 (22.68)	(17)	9.10	199.06	Avg:	78.75	
18	73	HAN Sang Min LW12-1	KOR	Int1:	14.56 (12.63)	(17)				1.03		Sp1	87.98	(11)
				Int2:	43.59 (37.83)	(17)	I1-I2:	29.03 (25.20)	(15)	4.42				
				Int3:	1:04.65 (56.10)	(14)	I2-I3:	21.06 (18.27)	(10)	5.95				
				Fin:	1:31.52 (1:19.43)	(18)	I3-Fin:	26.87 (23.33)	(19)	9.74	211.15	Avg:	78.04	
19	61	LI Xiang LW10-1	CHN	Int1:	15.80 (13.03)	(20)				1.43		Sp1	89.60	(9)
				Int2:	46.44 (38.31)	(19)	I1-I2:	30.64 (25.28)	(20)	4.90				
				Int3:	1:10.37 (58.05)	(19)	I2-I3:	23.93 (19.74)	(19)	7.90				
				Fin:	1:37.80 (1:20.68)	(19)	I3-Fin:	27.43 (22.63)	(20)	10.99	222.95	Avg:	73.03	
20	70	BAMBOUSEK Pavel LW12-1	CZE	Int1:	14.26 (12.37)	(12)				0.77		Sp1	91.07	(7)
				Int2:	44.30 (38.44)	(20)	I1-I2:	30.04 (26.07)	(18)	5.03				
				Int3:	1:10.84 (1:01.48)	(20)	I2-I3:	26.54 (23.04)	(20)	11.33				
				Fin:	1:35.07 (1:22.51)	(20)	I3-Fin:	24.23 (21.03)	(9)	12.82	267.54	Avg:	75.13	

Intermediate Time Positions : Int. 1 = Inter1

Int. 2 = Inter2

Int. 3 = Inter3

Speed Measurement Positions : Sp 1 = Speed 1

Legend:		Dist.(m)	Fin	Int
Avg	Average	Pos.	Finish	Sp
Ix	Intermediate x	Pos.	Intermediate or speed position	Intermediate Speed trap



Results 成绩

Jury

Technical Delegate	CARZERI Simone	ITA
WPAS Race Director	SKUTELJ SVETIC Anja	WPAS
Chief of Race	AN Linbo	CHN
Referee	BLATTMANN Hans	NOR
Assistant Referee	PALOVICOVA Jana	SVK
Start Referee	SAWANO Hiroshi	JPN
Finish Referee	DOJCINOVIC Jelena	BIH

Video Controller	SAWICKI Ozzie	CAN
WPAS OVR Race Administrator	NEMCIC Ivan	WPAS
Equipment Controller	HICKS Bill	USA

Race Information

Course Setter	CAPELLI Dario	CHN
Gates/Turning Gates	39/33	
Start Time	10:00	

Technical Data

Course Name	Rock
Start Altitude	1825m
Finish Altitude	1285m
Vertical Drop	540m
WPAS Homologation Number	13377/11/19
Course Length	1984m

Number of Competitors: 10 Number of NPCs: 7

Rank	Bib Name	Sport Class	YB	NPC Code	IT1	IT2	IT3	Result	Diff.	Race Pts.
1	6 SIMPSON Neil Guide: SIMPSON Andrew	B3	2002	GBR	11.50	32.49	50.10	1:08.91		0.00
2	5 BERTAGNOLLI Giacomo Guide: RAVELLI Andrea	B3	1999	ITA	11.57	32.95	49.94	1:09.31	0.40	6.91
3	1 AIGNER Johannes Guide: FLEISCHMANN Matteo	B2	2005	AUT	11.23	33.59	51.18	1:09.74	0.83	14.33
4	2 DELEPLACE Hyacinthe Guide: GIRAUD-MOINE Valentin	B2	1989	FRA	11.62	33.39	50.94	1:09.78	0.87	15.02
5	3 HARAUS Miroslav Guide: HUDIK Maros	B2	1986	SVK	11.26	32.57	50.61	1:10.29	1.38	23.83
6	8 JENSEN Patrick Guide: HODGSON Amelia	B2	1996	AUS	12.21	35.89	55.44	1:16.25	7.34	126.75
7	10 LEACH Logan Guide: PETIT Julien	B3	2002	CAN	12.50	37.48	57.45	1:18.38	9.47	163.54

DID NOT FINISH: 2 competitors

7 MARCOUX Mac Guide: RODGERS Tristan	B3	1997	CAN
9 KUBACKA Marek Guide: ZATOVICOVA Maria	B1	1988	SVK

DISQUALIFIED: 1 competitor

4 KRAKO Jakub Guide: BROZMAN Branislav	B2	1990	SVK	Gate 32
---	----	------	-----	---------

Forerunners:

A - GUO Quing	CHN	B - ZHU Yanan	CHN	C - ZHANG Yuying	CHN
---------------	-----	---------------	-----	------------------	-----

Conditions on course:

SUNNY	Snow: COMPACT	Temperature - Start: -8°C	Temperature - Finish: -6°C
-------	---------------	---------------------------	----------------------------

Legend:

Diff.	Difference	IT1	Intermediate time 1	IT2	Intermediate time 2	IT3	Intermediate time 3
YB	Year of Birth						

Please note that the Race Points in Paralympics are not calculated according to the WPAS Rules and Regulations



Performance Analysis by Rank
按排名评价表现

Number of Competitors: 7 Number of NPCs: 7

Rank	Bib	Name Sport Class	NPC Code	Positions		Partials		Difference		Speed				
				Pos	Time Rank	Pos	Time Rank	Time	Dist.(m)	Pos.	(km/h) Rank			
1	6	SIMPSON Neil B3	GBR	Int1:	12.81 (11.50)	(3)			0.27		Sp1	105.37	(2)	
				Int2:	36.17 (32.49)	(1)	I1-I2:	23.36 (20.99)	(1)	0.00				
				Int3:	55.76 (50.10)	(2)	I2-I3:	19.59 (17.61)	(2)	0.16				
				Fin:	1:16.70 (1:08.91)	(1)	I3-Fin:	20.94 (18.81)	(1)	0.00	0.00	Avg:	93.12	
2	5	BERTAGNOLLI Giacomo B3	ITA	Int1:	12.88 (11.57)	(4)			0.34		Sp1	107.12	(1)	
				Int2:	36.68 (32.95)	(3)	I1-I2:	23.80 (21.38)	(2)	0.46				
				Int3:	55.59 (49.94)	(1)	I2-I3:	18.91 (16.99)	(1)	0.00				
				Fin:	1:17.14 (1:09.31)	(2)	I3-Fin:	21.55 (19.37)	(3)	0.40	10.29	Avg:	92.59	
3	1	AIGNER Johannes B2	AUT	Int1:	12.88 (11.23)	(1)			0.00		Sp1	97.02	(5)	
				Int2:	38.51 (33.59)	(5)	I1-I2:	25.63 (22.36)	(5)	1.10				
				Int3:	58.67 (51.18)	(5)	I2-I3:	20.16 (17.59)	(4)	1.24				
				Fin:	1:19.95 (1:09.74)	(3)	I3-Fin:	21.28 (18.56)	(2)	0.83	20.60	Avg:	89.34	
4	2	DELEPLACE Hyacinthe B2	FRA	Int1:	13.33 (11.62)	(5)			0.39		Sp1	98.09	(4)	
				Int2:	38.28 (33.39)	(4)	I1-I2:	24.95 (21.77)	(4)	0.90				
				Int3:	58.40 (50.94)	(4)	I2-I3:	20.12 (17.55)	(3)	1.00				
				Fin:	1:19.99 (1:09.78)	(4)	I3-Fin:	21.59 (18.84)	(4)	0.87	21.58	Avg:	89.29	
5	3	HARAUS Miroslav B2	SVK	Int1:	12.91 (11.26)	(2)			0.03		Sp1	102.60	(3)	
				Int2:	37.34 (32.57)	(2)	I1-I2:	24.43 (21.31)	(3)	0.08				
				Int3:	58.02 (50.61)	(3)	I2-I3:	20.68 (18.04)	(5)	0.67				
				Fin:	1:20.58 (1:10.29)	(5)	I3-Fin:	22.56 (19.68)	(5)	1.38	33.98	Avg:	88.64	
6	8	JENSEN Patrick B2	AUS	Int1:	14.00 (12.21)	(6)			0.98		Sp1	94.60	(6)	
				Int2:	41.14 (35.89)	(6)	I1-I2:	27.14 (23.68)	(6)	3.40				
				Int3:	1:03.56 (55.44)	(6)	I2-I3:	22.42 (19.55)	(7)	5.50				
				Fin:	1:27.41 (1:16.25)	(6)	I3-Fin:	23.85 (20.81)	(7)	7.34	166.60	Avg:	81.71	
7	10	LEACH Logan B3	CAN	Int1:	13.92 (12.50)	(7)			1.27		Sp1	66.21	(7)	
				Int2:	41.72 (37.48)	(7)	I1-I2:	27.80 (24.98)	(7)	4.99				
				Int3:	1:03.95 (57.45)	(7)	I2-I3:	22.23 (19.97)	(6)	7.51				
				Fin:	1:27.24 (1:18.38)	(7)	I3-Fin:	23.29 (20.93)	(6)	9.47	215.37	Avg:	81.87	

Intermediate Time Positions : Int. 1 = Inter1 Int. 2 = Inter2 Int. 3 = Inter3
Speed Measurement Positions : Sp 1 = Speed 1

Avg	Dist.(m)	Fin	Int
Average	Distance in metres	Finish	Intermediate
Ix	Pos.		Sp
Intermediate x	Intermediate or speed position		Speed trap



Results 成绩

Jury

Technical Delegate	CARZERI Simone	ITA
WPAS Race Director	SKUTELJ SVETIC Anja	WPAS
Chief of Race	AN Linbo	CHN
Referee	ADAMS Ben	NZL
Start Referee	SAWANO Hiroshi	JPN
Finish Referee	DOJCINOVIC Jelena	BIH

Video Controller	SAWICKI Ozzie	CAN
WPAS OVR Race Administrator	NEMCIC Ivan	WPAS

Race Information Super-G

Course Setter	CHAMBAZ Greg	SUI
Gates/Turning Gates	37/33	
Start Time	9:30	

Technical Data

Course Name	Ice River
Start Altitude	1680m
Finish Altitude	1500m
Vertical Drop	180m
WPAS Homologation Number	13889/12/20

Race Information Slalom

Course Setter	TEITSMA Falco	NED
Gates/Turning Gates	49/47	
Start Time	14:15	

Number of Competitors: 36 Number of NPCs: 17

Rank	Bib Name	Sport Class	YB	NPC Code	Run 1	IT1	IT2	Run 2	Result	Diff.	Race Pts.
1	12 BAUCHET Arthur	LW3	2000	FRA	1:10.88 (1)	11.72	25.32	39.38 (1)	1:50.26		0.00
2	22 KIIVERI Santeri	LW6/8-1	2000	FIN	1:12.95 (3)	13.05	27.05	41.53 (6)	1:54.48	4.22	52.05
3	26 HALL Adam	LW1	1987	NZL	1:15.33 (15)	12.88	26.00	39.44 (2)	1:54.77	4.51	55.63
4	19 WALSH Thomas Charles	LW4	1995	USA	1:13.94 (8)	12.71	25.70	40.94 (4)	1:54.88	4.62	56.99
5	17 PELIZZARI Federico	LW6/8-2	2000	ITA	1:15.15(13)	12.74	26.30	40.74 (3)	1:55.89	5.63	69.44
6	24 GROCHAR Thomas	LW2	1993	AUT	1:14.26(11)	12.91	27.02	41.66 (7)	1:55.92	5.66	69.81
7	36 LINDSTROEM Aaron	LW6/8-2	2000	SWE	1:14.22(10)	13.26	27.33	41.84 (8)	1:56.06	5.80	71.54
8	14 CUCHE Robin	LW9-2	1998	SUI	1:13.14 (4)	12.78	27.66	43.53(12)	1:56.67	6.41	79.06
9	21 PAJANTSCHITSCH Nico	LW6/8-2	1997	AUT	1:13.84 (7)	13.46	27.85	43.23(10)	1:57.07	6.81	84.00
10	47 BURNHAM Oscar	LW6/8-2	1999	FRA	1:15.76(16)	13.11	26.95	41.34 (5)	1:57.10	6.84	84.37
11	30 MISAWA Hiraku	LW2	1987	JPN	1:15.18(14)	13.28	27.34	42.57 (9)	1:57.75	7.49	92.39
12	15 BOURDENX Manoel	LW4	1987	FRA	1:13.65 (5)	13.87	29.52	45.26(16)	1:58.91	8.65	106.69
13	20 GOURLEY Mitchell	LW6/8-2	1991	AUS	1:16.00(17)	13.79	28.44	43.26(11)	1:59.26	9.00	111.01
14	27 WOOD Spencer	LW9-2	1997	USA	1:14.88(12)	13.29	28.98	45.22(15)	2:00.10	9.84	121.37
15	33 KEEFE Jesse	LW4	2004	USA	1:16.81(20)	14.14	28.94	44.93(13)	2:01.74	11.48	141.60
16	37 SUN Yanlong	LW6/8-1	1994	CHN	1:16.87(21)	14.22	28.47	45.02(14)	2:01.89	11.63	143.45
17	32 KRESS Leander	LW2	2001	GER	1:16.29(18)	14.14	29.71	46.52(19)	2:02.81	12.55	154.80
18	29 FRANCE Martin	LW9-1	1984	SVK	1:16.46(19)	14.12	29.77	46.44(18)	2:02.90	12.64	155.91
19	41 SKOGLUND Arvid	LW6/8-2	2003	SWE	1:17.41(23)	13.88	29.25	46.16(17)	2:03.57	13.31	164.17
20	38 TOKAI Masahiko	LW3	1973	JPN	1:21.30(28)	13.66	29.09	47.24(20)	2:08.54	18.28	225.47
21	43 NIU Shaojie	LW6/8-2	1999	CHN	1:19.71(27)	15.46	32.08	49.23(21)	2:08.94	18.68	230.41
22	34 NILSSON GRASTO Marcus	LW5/7-2	2001	NOR	1:19.61(26)	14.93	31.45	49.71(22)	2:09.32	19.06	235.10
23	13 PUIG DAVI Roger	LW9-2	1997	AND	1:14.07 (9)	13.09	26.51	57.12(23)	2:11.19	20.93	258.16

DID NOT FINISH SLALOM: 5 competitors

16	PFYL Thomas	LW9-2	1987	SUI
18	BENDOTTI Davide	LW2	1994	ITA
40	SEGRS Jules	LW9-2	2002	FRA
42	CHEN Xinjun	LW6/8-2	1996	CHN
44	CARTER Tyler	LW4	1994	USA

DISQUALIFIED SLALOM: 1 competitor

39	GMUER Theo	LW9-1	1996	SUI
----	------------	-------	------	-----



Results 成绩

Number of Competitors: 36 Number of NPCs: 17

Rank	Bib Name	Sport Class	YB	NPC Code	Run 1	IT1	IT2	Run 2	Result	Diff.	Race Pts.
------	----------	-------------	----	----------	-------	-----	-----	-------	--------	-------	-----------

DID NOT START SLALOM: 1 competitor

23	BROISIN Jordan	LW4	1993	FRA							
----	----------------	-----	------	-----	--	--	--	--	--	--	--

DID NOT FINISH SUPER-G: 4 competitors

28	KOIKE Gakuta	LW6/8-2	1982	JPN							
31	STUUT Jeffrey	LW3	1995	NED							
35	HARAGHEY Andrew	LW1	1995	USA							
45	YAN Gong	LW2	1998	CHN							

DISQUALIFIED SUPER-G: 2 competitors

25	WHITLEY James	LW5/7-3	1997	GBR							Gate 36
46	LIANG Jingyi	LW9-1	2002	CHN							Gate 36

Forerunners:											
Super-G:	A - GUO Quing	CHN	B - ZHU Yanan	CHN	C - ZHANG Yuying	CHN					
Slalom:	A - GUO Quing	CHN	B - ZHU Yanan	CHN	C - ZHANG Yuying	CHN					

Conditions on course:											
Super-G	SUNNY	Snow:	COMPACT	Temperature - Start:	-2°C	Temperature - Finish:	2°C				
Slalom	SUNNY	Snow:	SOFT	Temperature - Start:	1°C	Temperature - Finish:	2°C				

Legend:											
Diff.	Difference	IT1	Intermediate time 1	IT2	Intermediate time 2	YB	Year of Birth				

MON 7 MAR 2022 / Yanqing National Alpine Skiing Centre (CHN) / 09110



Results 成绩

Jury

Technical Delegate	CARZERI Simone	ITA
WPAS Race Director	SKUTELJ SVETIC Anja	WPAS
Chief of Race	AN Linbo	CHN
Referee	ADAMS Ben	NZL
Assistant Referee	PALOVICOVA Jana	SVK
Start Referee	SAWANO Hiroshi	JPN
Finish Referee	DOJCINOVIC Jelena	BIH

Video Controller	SAWICKI Ozzie	CAN
WPAS OVR Race Administrator	NEMCIC Ivan	WPAS
Equipment Controller	HICKS Bill	USA

Race Information Super-G

Course Setter	CHAMBAZ Greg	SUI
Gates/Turning Gates	37/33	
Start Time	9:30	

Technical Data

Course Name	WPAS	Rock
Start Altitude		1825m
Finish Altitude		1285m
Vertical Drop		540m
WPAS Homologation Number		13377/11/19
Course Length		1984m

Race Information Slalom

Course Setter	TEITSMA Falco	NED
Gates/Turning Gates	49/47	
Start Time	14:15	

Number of Competitors: 36 Number of NPCs: 17

Rank	Bib Name	Sport Class	YB	NPC Code	IT1	IT2	IT3	Result	Diff.
1	12 BAUCHET Arthur	LW3	2000	FRA	11.79	34.79	51.42	1:10.88	
2	39 GMUER Theo	LW9-1	1996	SUI	11.96	35.02	52.44	1:12.05	1.17
3	22 KIIVERI Santeri	LW6/8-1	2000	FIN	12.38	35.91	53.10	1:12.95	2.07
4	14 CUCHE Robin	LW9-2	1998	SUI	12.42	35.83	52.84	1:13.14	2.26
5	15 BOURDENX Manoel	LW4	1987	FRA	12.60	36.47	53.49	1:13.65	2.77
6	16 PFYL Thomas	LW9-2	1987	SUI	12.40	36.07	53.28	1:13.70	2.82
7	21 PAJANTSCHITSCH Nico	LW6/8-2	1997	AUT	12.75	36.23	53.56	1:13.84	2.96
8	19 WALSH Thomas Charles	LW4	1995	USA	12.59	36.16		1:13.94	3.06
9	13 PUIG DAVI Roger	LW9-2	1997	AND	12.26	36.12	53.90	1:14.07	3.19
10	36 LINDSTROEM Aaron	LW6/8-2	2000	SWE	12.85	36.95	53.81	1:14.22	3.34
11	24 GROCHAR Thomas	LW2	1993	AUT	12.15	36.29	53.42	1:14.26	3.38
12	27 WOOD Spencer	LW9-2	1997	USA	12.18	37.06	55.04	1:14.88	4.00
13	17 PELIZZARI Federico	LW6/8-2	2000	ITA	12.95	37.13	54.61	1:15.15	4.27
14	30 MISAWA Hiraku	LW2	1987	JPN	12.25	36.57	54.28	1:15.18	4.30
15	26 HALL Adam	LW1	1987	NZL	12.08	37.36	55.43	1:15.33	4.45
16	47 BURNHAM Oscar	LW6/8-2	1999	FRA	13.16	37.21	54.24	1:15.76	4.88
17	20 GOURLEY Mitchell	LW6/8-2	1991	AUS	12.93	37.23	55.04	1:16.00	5.12
18	32 KRESS Leander	LW2	2001	GER	12.33	36.75	55.03	1:16.29	5.41
19	29 FRANCE Martin	LW9-1	1984	SVK	12.33	37.32	56.33	1:16.46	5.58
20	33 KEEFE Jesse	LW4	2004	USA	13.12	38.03	56.27	1:16.81	5.93
21	37 SUN Yanlong	LW6/8-1	1994	CHN	12.84	37.74	55.71	1:16.87	5.99
22	18 BENDOTTI Davide	LW2	1994	ITA	12.66	37.50	56.20	1:17.37	6.49
23	41 SKOGLUND Arvid	LW6/8-2	2003	SWE	13.28	37.84	56.28	1:17.41	6.53
24	40 SEGERS Jules	LW9-2	2002	FRA	12.64	37.61	56.66	1:17.59	6.71
25	23 BROISIN Jordan	LW4	1993	FRA	12.43	36.73	55.69	1:19.20	8.32
26	34 NILSSON GRASTO Marcus	LW5/7-2	2001	NOR	13.05	38.43	58.21	1:19.61	8.73
27	43 NIU Shaojie	LW6/8-2	1999	CHN	13.36	39.10	58.00	1:19.71	8.83
28	38 TOKAI Masahiko	LW3	1973	JPN	12.55	39.22	59.74	1:21.30	10.42
29	44 CARTER Tyler	LW4	1994	USA	13.05	39.09	1:00.39	1:22.71	11.83
30	42 CHEN Xinjun	LW6/8-2	1996	CHN	13.63	40.82	1:01.21	1:23.75	12.87

DID NOT FINISH SUPER-G: 4 competitors

28 KOIKE Gakuta	LW6/8-2	1982	JPN
31 STUUT Jeffrey	LW3	1995	NED
35 HARAGHEY Andrew	LW1	1995	USA
45 YAN Gong	LW2	1998	CHN



Results

成绩

Number of Competitors: 36 Number of NPCs: 17

Rank	Bib Name	Sport Class	YB	NPC Code	IT1	IT2	IT3	Result	Diff.
------	----------	-------------	----	----------	-----	-----	-----	--------	-------

DISQUALIFIED SUPER-G: 2 competitors

25	WHITLEY James	LW5/7-3	1997	GBR				Gate 36	
46	LIANG Jingyi	LW9-1	2002	CHN				Gate 36	

Forerunners:							
Super-G:	A - GUO Quing	CHN	B - ZHU Yanan	CHN	C - ZHANG Yuying	CHN	
Slalom:	A - GUO Quing	CHN	B - ZHU Yanan	CHN	C - ZHANG Yuying	CHN	

Conditions on course:							
Super-G	SUNNY	Snow:	COMPACT	Temperature - Start:	-2°C	Temperature - Finish:	2°C

Legend:							
Diff.	Difference	IT1	Intermediate time 1	IT2	Intermediate time 2	IT3	Intermediate time 3
YB	Year of Birth						



Performance Analysis by Rank 按排名评价表现

Number of Competitors: 23 Number of NPCs: 15

Rank	Bib	Name Sport Class	NPC Code	Positions			Partials		Difference		Speed							
				Pos	Time	Rank	Pos	Time	Rank	Time	Dist.(m)	Pos.	(km/h)	Rank				
1	12	BAUCHET Arthur LW3	FRA	Run 1: Int1:	12.78 (11.79)	(1)					0.00	Sp1	94.77	(11)				
				Int2:	37.69 (34.79)	(1)	I1-I2:	24.91 (23.00)	(11)	0.00								
				Int3:	55.70 (51.42)	(1)	I2-I3:	18.01 (16.63)	(8)	0.00								
				Fin:	1:16.78 (1:10.88)	(1)	I3-Fin:	21.08 (19.46)	(8)	0.00	0.00	Avg:	93.02					
				Run 2: Int1:	13.38 (11.72)	(1)				0.00								
				Int2:	28.90 (25.32)	(1)	I1-I2:	15.52 (13.60)	(14)	0.00								
				Fin:	44.95 (39.38)	(1)	I2-Fin:	16.05 (14.06)	(10)	0.00								
				Total: Int1:	1:34.28 (1:22.60)	(1)				0.00								
				Int2:	1:49.80 (1:36.20)	(1)				0.00								
				Fin:	2:05.85 (1:50.26)	(1)				0.00								
				2	22	KIIVERI Santeri LW6/8-1	FIN	Run 1: Int1:	12.63 (12.38)	(10)					0.59	Sp1	85.33	(18)
								Int2:	36.63 (35.91)	(4)	I1-I2:	24.00 (23.53)	(2)	1.12				
								Int3:	54.16 (53.10)	(4)	I2-I3:	17.53 (17.19)	(6)	1.68				
Fin:	1:14.41 (1:12.95)	(3)	I3-Fin:					20.25 (19.85)	(1)	2.07	-63.19	Avg:	95.99					
Run 2: Int1:	13.54 (13.05)	(7)								1.33								
Int2:	28.06 (27.05)	(8)	I1-I2:					14.52 (14.00)	(7)	1.73								
Fin:	43.07 (41.53)	(6)	I2-Fin:					15.01 (14.48)	(5)	2.15								
Total: Int1:	1:29.20 (1:26.00)	(3)								3.40								
Int2:	1:43.72 (1:40.00)	(3)								3.80								
Fin:	1:58.73 (1:54.48)	(2)								4.22								
3	26	HALL Adam LW1	NZL					Run 1: Int1:	14.45 (12.08)	(3)					0.29	Sp1	70.68	(29)
								Int2:	44.67 (37.36)	(20)	I1-I2:	30.22 (25.28)	(30)	2.57				
								Int3:	1:06.28 (55.43)	(17)	I2-I3:	21.61 (18.07)	(27)	4.01				
				Fin:	1:30.07 (1:15.33)	(15)	I3-Fin:	23.79 (19.90)	(28)	4.45	292.74	Avg:	79.30					
				Run 2: Int1:	15.70 (12.88)	(5)				1.16								
				Int2:	31.68 (26.00)	(3)	I1-I2:	15.98 (13.12)	(15)	0.68								
				Fin:	48.05 (39.44)	(2)	I2-Fin:	16.37 (13.44)	(12)	0.06								
				Total: Int1:	1:47.46 (1:28.21)	(12)				5.61								
				Int2:	2:03.44 (1:41.33)	(7)				5.13								
				Fin:	2:19.81 (1:54.77)	(3)				4.51								



Performance Analysis by Rank 按排名评价表现

Number of Competitors: 23 Number of NPCs: 15

Rank	Bib	Name Sport Class	NPC Code	Positions			Partials		Difference		Speed							
				Pos	Time	Rank	Pos	Time	Rank	Time	Dist.(m)	Pos.	(km/h)	Rank				
4	19	WALSH Thomas Charles LW4	USA	Run 1: Int1:	12.85 (12.59)	(15)				0.80		Sp1	97.11	(6)				
				Int2:	36.90 (36.16)	(7)	I1-I2:	24.05 (23.57)	(3)	1.37								
				Int3:			I2-I3:											
				Fin:	1:15.45 (1:13.94)	(8)	I3-Fin:			3.06	-34.97	Avg:	94.66					
				Run 2: Int1:	13.21 (12.71)	(2)				0.99								
				Int2:	26.72 (25.70)	(2)	I1-I2:	13.51 (12.99)	(1)	0.38								
				Fin:	42.55 (40.94)	(4)	I2-Fin:	15.83 (15.24)	(9)	1.56								
				Total: Int1:	1:30.06 (1:26.65)	(4)				4.05								
				Int2:	1:43.57 (1:39.64)	(2)				3.44								
				Fin:	1:59.40 (1:54.88)	(4)				4.62								
				5	17	PELIZZARI Federico LW6/8-2	ITA	Run 1: Int1:	12.95 (12.95)	(23)				1.16		Sp1	93.09	(12)
								Int2:	37.13 (37.13)	(16)	I1-I2:	24.18 (24.18)	(6)	2.34				
Int3:	54.61 (54.61)	(13)	I2-I3:					17.48 (17.48)	(5)	3.19								
Fin:	1:15.15 (1:15.15)	(13)	I3-Fin:					20.54 (20.54)	(4)	4.27	-43.03	Avg:	95.04					
Run 2: Int1:	12.74 (12.74)	(3)								1.02								
Int2:	26.30 (26.30)	(4)	I1-I2:					13.56 (13.56)	(2)	0.98								
Fin:	40.74 (40.74)	(3)	I2-Fin:					14.44 (14.44)	(2)	1.36								
Total: Int1:	1:27.89 (1:27.89)	(10)								5.29								
Int2:	1:41.45 (1:41.45)	(8)								5.25								
Fin:	1:55.89 (1:55.89)	(5)								5.63								
6	24	GROCHAR Thomas LW2	AUT					Run 1: Int1:	13.40 (12.15)	(4)				0.36		Sp1	88.93	(16)
								Int2:	40.02 (36.29)	(9)	I1-I2:	26.62 (24.14)	(22)	1.50				
				Int3:	58.91 (53.42)	(6)	I2-I3:	18.89 (17.13)	(14)	2.00								
				Fin:	1:21.89 (1:14.26)	(11)	I3-Fin:	22.98 (20.84)	(23)	3.38	123.80	Avg:	87.22					
				Run 2: Int1:	13.31 (12.91)	(6)				1.19								
				Int2:	27.84 (27.02)	(7)	I1-I2:	14.53 (14.11)	(8)	1.70								
				Fin:	42.93 (41.66)	(7)	I2-Fin:	15.09 (14.64)	(6)	2.28								
				Total: Int1:	1:29.82 (1:27.17)	(6)				4.57								
				Int2:	1:44.35 (1:41.28)	(6)				5.08								
				Fin:	1:59.44 (1:55.92)	(6)				5.66								



Performance Analysis by Rank 按排名评价表现

Number of Competitors: 23 Number of NPCs: 15

Rank	Bib	Name Sport Class	NPC Code	Positions			Partials		Difference		Speed								
				Pos	Time	Rank	Pos	Time	Rank	Time	Dist.(m)	Pos.	(km/h)	Rank					
7	36	LINDSTROEM Aaron LW6/8-2	SWE	Run 1: Int1:	12.85 (12.85)	(21)				1.06		Sp1	92.89	(13)					
				Int2:	36.95 (36.95)	(14)	I1-I2:	24.10 (24.10)	(5)	2.16									
				Int3:	53.81 (53.81)	(9)	I2-I3:	16.86 (16.86)	(1)	2.39									
				Fin:	1:14.22 (1:14.22)	(10)	I3-Fin:	20.41 (20.41)	(3)	3.34	-68.43	Avg:	96.23						
				Run 2: Int1:	13.26 (13.26)	(10)				1.54									
				Int2:	27.33 (27.33)	(9)	I1-I2:	14.07 (14.07)	(4)	2.01									
				Fin:	41.84 (41.84)	(8)	I2-Fin:	14.51 (14.51)	(3)	2.46									
				Total: Int1:	1:27.48 (1:27.48)	(8)				4.88									
				Int2:	1:41.55 (1:41.55)	(9)				5.35									
				Fin:	1:56.06 (1:56.06)	(7)				5.80									
				8	14	CUCHE Robin LW9-2	SUI	Run 1: Int1:	13.29 (12.42)	(12)				0.63		Sp1	95.85	(8)	
								Int2:	38.33 (35.83)	(3)	I1-I2:	25.04 (23.41)	(12)	1.04					
								Int3:	56.53 (52.84)	(3)	I2-I3:	18.20 (17.01)	(9)	1.42					
Fin:	1:18.25 (1:13.14)	(4)	I3-Fin:					21.72 (20.30)	(15)	2.26	37.27	Avg:	91.28						
Run 2: Int1:	14.48 (12.78)	(4)								1.06									
Int2:	31.32 (27.66)	(11)	I1-I2:					16.84 (14.88)	(19)	2.34									
Fin:	49.29 (43.53)	(12)	I2-Fin:					17.97 (15.87)	(18)	4.15									
Total: Int1:	1:37.30 (1:25.92)	(2)								3.32									
Int2:	1:54.14 (1:40.80)	(5)								4.60									
Fin:	2:12.11 (1:56.67)	(8)								6.41									
9	21	PAJANTSCHITSCH Nico LW6/8-2	AUT					Run 1: Int1:	12.75 (12.75)	(19)				0.96		Sp1	98.74	(3)	
								Int2:	36.23 (36.23)	(8)	I1-I2:	23.48 (23.48)	(1)	1.44					
								Int3:	53.56 (53.56)	(8)	I2-I3:	17.33 (17.33)	(3)	2.14					
				Fin:	1:13.84 (1:13.84)	(7)	I3-Fin:	20.28 (20.28)	(2)	2.96	-78.99	Avg:	96.73						
				Run 2: Int1:	13.46 (13.46)	(13)				1.74									
				Int2:	27.85 (27.85)	(12)	I1-I2:	14.39 (14.39)	(5)	2.53									
				Fin:	43.23 (43.23)	(10)	I2-Fin:	15.38 (15.38)	(7)	3.85									
				Total: Int1:	1:27.30 (1:27.30)	(7)				4.70									
				Int2:	1:41.69 (1:41.69)	(10)				5.49									
				Fin:	1:57.07 (1:57.07)	(9)				6.81									



Performance Analysis by Rank 按排名评价表现

Number of Competitors: 23 Number of NPCs: 15

Rank	Bib	Name Sport Class	NPC Code	Positions			Partials		Difference		Speed								
				Pos	Time	Rank	Pos	Time	Rank	Time	Dist.(m)	Pos.	(km/h)	Rank					
10	47	BURNHAM Oscar LW6/8-2	FRA	Run 1: Int1:	13.16 (13.16)	(27)				1.37		Sp1	97.73	(5)					
				Int2:	37.21 (37.21)	(17)	I1-I2:	24.05 (24.05)	(3)	2.42									
				Int3:	54.24 (54.24)	(11)	I2-I3:	17.03 (17.03)	(2)	2.82									
				Fin:	1:15.76 (1:15.76)	(16)	I3-Fin:	21.52 (21.52)	(11)	4.88	-26.71	Avg:	94.28						
				Run 2: Int1:	13.11 (13.11)	(9)					1.39								
				Int2:	26.95 (26.95)	(6)	I1-I2:	13.84 (13.84)	(3)	1.63									
				Fin:	41.34 (41.34)	(5)	I2-Fin:	14.39 (14.39)	(1)	1.96									
				Total: Int1:	1:28.87 (1:28.87)	(14)					6.27								
				Int2:	1:42.71 (1:42.71)	(12)					6.51								
				Fin:	1:57.10 (1:57.10)	(10)					6.84								
				11	30	MISAWA Hiraku LW2	JPN	Run 1: Int1:	13.51 (12.25)	(6)				0.46		Sp1	84.14	(20)	
								Int2:	40.33 (36.57)	(11)	I1-I2:	26.82 (24.32)	(24)	1.78					
								Int3:	59.86 (54.28)	(12)	I2-I3:	19.53 (17.71)	(19)	2.86					
Fin:	1:22.90 (1:15.18)	(14)	I3-Fin:					23.04 (20.90)	(24)	4.30	146.47	Avg:	86.16						
Run 2: Int1:	13.69 (13.28)	(11)									1.56								
Int2:	28.17 (27.34)	(10)	I1-I2:					14.48 (14.06)	(6)	2.02									
Fin:	43.86 (42.57)	(9)	I2-Fin:					15.69 (15.23)	(8)	3.19									
Total: Int1:	1:31.15 (1:28.46)	(13)									5.86								
Int2:	1:45.63 (1:42.52)	(11)									6.32								
Fin:	2:01.32 (1:57.75)	(11)									7.49								
12	15	BOURDENX Manoel LW4	FRA					Run 1: Int1:	12.86 (12.60)	(16)				0.81		Sp1	96.81	(7)	
								Int2:	37.22 (36.47)	(10)	I1-I2:	24.36 (23.87)	(8)	1.68					
								Int3:	54.58 (53.49)	(7)	I2-I3:	17.36 (17.02)	(4)	2.07					
				Fin:	1:15.15 (1:13.65)	(5)	I3-Fin:	20.57 (20.16)	(5)	2.77	-43.03	Avg:	95.04						
				Run 2: Int1:	14.42 (13.87)	(16)					2.15								
				Int2:	30.69 (29.52)	(19)	I1-I2:	16.27 (15.65)	(17)	4.20									
				Fin:	47.04 (45.26)	(16)	I2-Fin:	16.35 (15.74)	(11)	5.88									
				Total: Int1:	1:30.97 (1:27.52)	(9)					4.92								
				Int2:	1:47.24 (1:43.17)	(13)					6.97								
				Fin:	2:03.59 (1:58.91)	(12)					8.65								



Performance Analysis by Rank 按排名评价表现

Number of Competitors: 23 Number of NPCs: 15

Rank	Bib	Name Sport Class	NPC Code	Positions			Partials		Difference		Speed								
				Pos	Time	Rank	Pos	Time	Rank	Time	Dist.(m)	Pos.	(km/h)	Rank					
13	20	GOURLEY Mitchell LW6/8-2	AUS	Run 1: Int1:	12.93 (12.93)	(22)				1.14		Sp1	110.01	(1)					
				Int2:	37.23 (37.23)	(18)	I1-I2:	24.30 (24.30)	(7)	2.44									
				Int3:	55.04 (55.04)	(15)	I2-I3:	17.81 (17.81)	(7)	3.62									
				Fin:	1:16.00 (1:16.00)	(17)	I3-Fin:	20.96 (20.96)	(7)	5.12	-20.36	Avg:	93.98						
				Run 2: Int1:	13.79 (13.79)	(15)					2.07								
				Int2:	28.44 (28.44)	(13)	I1-I2:	14.65 (14.65)	(9)	3.12									
				Fin:	43.26 (43.26)	(11)	I2-Fin:	14.82 (14.82)	(4)	3.88									
				Total: Int1:	1:29.79 (1:29.79)	(15)					7.19								
				Int2:	1:44.44 (1:44.44)	(15)					8.24								
				Fin:	1:59.26 (1:59.26)	(13)					9.00								
				14	27	WOOD Spencer LW9-2	USA	Run 1: Int1:	13.04 (12.18)	(5)				0.39		Sp1	85.75	(17)	
								Int2:	39.65 (37.06)	(15)	I1-I2:	26.61 (24.88)	(21)	2.27					
								Int3:	58.88 (55.04)	(15)	I2-I3:	19.23 (17.98)	(17)	3.62					
Fin:	1:20.11 (1:14.88)	(12)	I3-Fin:					21.23 (19.84)	(10)	4.00	82.47	Avg:	89.16						
Run 2: Int1:	15.05 (13.29)	(12)									1.57								
Int2:	32.82 (28.98)	(16)	I1-I2:					17.77 (15.69)	(22)	3.66									
Fin:	51.21 (45.22)	(15)	I2-Fin:					18.39 (16.24)	(19)	5.84									
Total: Int1:	1:39.84 (1:28.17)	(11)									5.57								
Int2:	1:57.61 (1:43.86)	(14)									7.66								
Fin:	2:16.00 (2:00.10)	(14)									9.84								
15	33	KEEFE Jesse LW4	USA					Run 1: Int1:	13.39 (13.12)	(26)				1.33		Sp1	102.54	(2)	
								Int2:	38.81 (38.03)	(25)	I1-I2:	25.42 (24.91)	(15)	3.24					
								Int3:	57.42 (56.27)	(21)	I2-I3:	18.61 (18.24)	(13)	4.85					
				Fin:	1:18.37 (1:16.81)	(20)	I3-Fin:	20.95 (20.54)	(6)	5.93	40.25	Avg:	91.14						
				Run 2: Int1:	14.70 (14.14)	(19)					2.42								
				Int2:	30.08 (28.94)	(15)	I1-I2:	15.38 (14.80)	(13)	3.62									
				Fin:	46.70 (44.93)	(13)	I2-Fin:	16.62 (15.99)	(13)	5.55									
				Total: Int1:	1:34.53 (1:30.95)	(18)					8.35								
				Int2:	1:49.91 (1:45.75)	(17)					9.55								
				Fin:	2:06.53 (2:01.74)	(15)					11.48								



Performance Analysis by Rank 按排名评价表现

Number of Competitors: 23 Number of NPCs: 15

Rank	Bib	Name Sport Class	NPC Code	Positions			Partials		Difference		Speed						
				Pos	Time	Rank	Pos	Time	Rank	Time	Dist.(m)	Pos.	(km/h)	Rank			
16	37	SUN Yanlong LW6/8-1	CHN	Run 1: Int1:	13.10 (12.84)	(20)				1.05		Sp1 98.22 (4)					
				Int2:	38.50 (37.74)	(23)	I1-I2:	25.40 (24.90)	(14)	2.95							
				Int3:	56.82 (55.71)	(19)	I2-I3:	18.32 (17.97)	(10)	4.29							
				Fin:	1:18.40 (1:16.87)	(21)	I3-Fin:	21.58 (21.16)	(12)	5.99	41.00	Avg:	91.10				
				Run 2: Int1:	14.75 (14.22)	(21)				2.50							
				Int2:	29.53 (28.47)	(14)	I1-I2:	14.78 (14.25)	(10)	3.15							
				Fin:	46.69 (45.02)	(14)	I2-Fin:	17.16 (16.55)	(16)	5.64							
				Total: Int1:	1:34.47 (1:31.09)	(19)				8.49							
				Int2:	1:49.25 (1:45.34)	(16)				9.14							
				Fin:	2:06.41 (2:01.89)	(16)				11.63							
				17	32	KRESS Leander LW2	GER	Run 1: Int1:	13.60 (12.33)	(8)				0.54		Sp1 81.27 (24)	
								Int2:	40.53 (36.75)	(13)	I1-I2:	26.93 (24.42)	(25)	1.96			
								Int3:	1:00.69 (55.03)	(14)	I2-I3:	20.16 (18.28)	(21)	3.61			
Fin:	1:24.13 (1:16.29)	(18)	I3-Fin:					23.44 (21.26)	(27)	5.41	173.33	Avg:	84.90				
Run 2: Int1:	14.57 (14.14)	(19)								2.42							
Int2:	30.61 (29.71)	(20)	I1-I2:					16.04 (15.57)	(16)	4.39							
Fin:	47.93 (46.52)	(19)	I2-Fin:					17.32 (16.81)	(17)	7.14							
Total: Int1:	1:33.18 (1:30.43)	(16)								7.83							
Int2:	1:49.22 (1:46.00)	(18)								9.80							
Fin:	2:06.54 (2:02.81)	(17)								12.55							
18	29	FRANCE Martin LW9-1	SVK					Run 1: Int1:	13.98 (12.33)	(8)				0.54		Sp1 70.04 (30)	
								Int2:	42.31 (37.32)	(19)	I1-I2:	28.33 (24.99)	(28)	2.53			
								Int3:	1:03.87 (56.33)	(23)	I2-I3:	21.56 (19.01)	(26)	4.91			
				Fin:	1:26.69 (1:16.46)	(19)	I3-Fin:	22.82 (20.13)	(22)	5.58	226.80	Avg:	82.39				
				Run 2: Int1:	17.17 (14.12)	(18)				2.40							
				Int2:	36.20 (29.77)	(21)	I1-I2:	19.03 (15.65)	(23)	4.45							
				Fin:	56.46 (46.44)	(18)	I2-Fin:	20.26 (16.67)	(21)	7.06							
				Total: Int1:	1:50.12 (1:30.58)	(17)				7.98							
				Int2:	2:09.15 (1:46.23)	(19)				10.03							
				Fin:	2:29.41 (2:02.90)	(18)				12.64							



Performance Analysis by Rank 按排名评价表现

Number of Competitors: 23 Number of NPCs: 15

Rank	Bib	Name Sport Class	NPC Code	Positions			Partials		Difference		Speed								
				Pos	Time	Rank	Pos	Time	Rank	Time	Dist.(m)	Pos.	(km/h)	Rank					
19	41	SKOGLUND Arvid LW6/8-2	SWE	Run 1: Int1:	13.28 (13.28)	(28)				1.49		Sp1	91.87	(14)					
				Int2:	37.84 (37.84)	(24)	I1-I2:	24.56 (24.56)	(9)	3.05									
				Int3:	56.28 (56.28)	(22)	I2-I3:	18.44 (18.44)	(12)	4.86									
				Fin:	1:17.41 (1:17.41)	(23)	I3-Fin:	21.13 (21.13)	(9)	6.53	16.15	Avg:	92.27						
				Run 2: Int1:	13.88 (13.88)	(17)					2.16								
				Int2:	29.25 (29.25)	(18)	I1-I2:	15.37 (15.37)	(12)	3.93									
				Fin:	46.16 (46.16)	(17)	I2-Fin:	16.91 (16.91)	(14)	6.78									
				Total: Int1:	1:31.29 (1:31.29)	(20)					8.69								
				Int2:	1:46.66 (1:46.66)	(20)					10.46								
				Fin:	2:03.57 (2:03.57)	(19)					13.31								
				20	38	TOKAI Masahiko LW3	JPN	Run 1: Int1:	13.60 (12.55)	(14)				0.76		Sp1	70.77	(28)	
								Int2:	42.49 (39.22)	(29)	I1-I2:	28.89 (26.67)	(29)	4.43					
								Int3:	1:04.72 (59.74)	(27)	I2-I3:	22.23 (20.52)	(29)	8.32					
								Fin:	1:28.07 (1:21.30)	(28)	I3-Fin:	23.35 (21.56)	(26)	10.42	254.34	Avg:	81.10		
Run 2: Int1:	15.60 (13.66)	(14)									1.94								
Int2:	33.21 (29.09)	(17)	I1-I2:					17.61 (15.43)	(21)	3.77									
Fin:	53.92 (47.24)	(20)	I2-Fin:					20.71 (18.15)	(22)	7.86									
Total: Int1:	1:48.39 (1:34.96)	(22)									12.36								
Int2:	2:06.00 (1:50.39)	(21)									14.19								
Fin:	2:26.71 (2:08.54)	(20)									18.28								
21	43	NIU Shaojie LW6/8-2	CHN					Run 1: Int1:	13.36 (13.36)	(29)				1.57		Sp1	82.21	(23)	
								Int2:	39.10 (39.10)	(28)	I1-I2:	25.74 (25.74)	(17)	4.31					
								Int3:	58.00 (58.00)	(25)	I2-I3:	18.90 (18.90)	(15)	6.58					
								Fin:	1:19.71 (1:19.71)	(27)	I3-Fin:	21.71 (21.71)	(14)	8.83	72.93	Avg:	89.60		
				Run 2: Int1:	15.46 (15.46)	(23)					3.74								
				Int2:	32.08 (32.08)	(23)	I1-I2:	16.62 (16.62)	(18)	6.76									
				Fin:	49.23 (49.23)	(21)	I2-Fin:	17.15 (17.15)	(15)	9.85									
				Total: Int1:	1:35.17 (1:35.17)	(23)					12.57								
				Int2:	1:51.79 (1:51.79)	(23)					15.59								
				Fin:	2:08.94 (2:08.94)	(21)					18.68								



Results 成绩

Jury

Technical Delegate	CARZERI Simone	ITA
WPAS Race Director	SKUTELJ SVETIC Anja	WPAS
Chief of Race	AN Linbo	CHN
Referee	ADAMS Ben	NZL
Start Referee	SAWANO Hiroshi	JPN
Finish Referee	DOJCINOVIC Jelena	BIH

Video Controller	SAWICKI Ozzie	CAN
WPAS OVR Race Administrator	NEMCIC Ivan	WPAS

Race Information Super-G

Course Setter	CHAMBAZ Greg	SUI
Gates/Turning Gates	37/33	
Start Time	9:30	

Technical Data

Course Name	Ice River
Start Altitude	1680m
Finish Altitude	1500m
Vertical Drop	180m
WPAS Homologation Number	13889/12/20

Race Information Slalom

Course Setter	TEITSMA Falco	NED
Gates/Turning Gates	49/47	
Start Time	14:15	

Number of Competitors: 25 Number of NPCs: 15

Rank	Bib Name	Sport Class	YB	NPC Code	Run 1	IT1	IT2	Run 2	Result	Diff.	Race Pts.
1	48 PEDERSEN Jesper	LW11	1999	NOR	1:10.29 (1)	12.35	25.64	39.94 (3)	1:50.23		0.00
2	51 KAMPSCHREUR Jeroen	LW12-2	1999	NED	1:11.99 (3)	11.96	24.97	38.52 (1)	1:50.51	0.28	3.45
3	49 de LANGEN Niels	LW12-2	1998	NED	1:13.04 (4)	12.36	25.75	40.36 (4)	1:53.40	3.17	39.11
4	61 LIANG Zilu	LW12-2	2004	CHN	1:15.86 (9)	12.78	25.89	39.46 (2)	1:55.32	5.09	62.80
5	53 SUZUKI Takeshi	LW12-2	1988	JPN	1:16.40(11)	12.25	25.02	40.77 (5)	1:57.17	6.94	85.62
6	63 LI Xiang	LW10-1	1997	CHN	1:17.75(13)	13.40	29.69	47.75 (6)	2:05.50	15.27	188.40
7	58 HAN Sang Min	LW12-1	1979	KOR	1:19.11(16)	14.32	30.23	47.97 (7)	2:07.08	16.85	207.89
8	55 BRAZ-DAGAND Lou	LW10-2	1995	FRA	1:18.30(15)	13.73	28.77	50.16 (8)	2:08.46	18.23	224.92
9	68 BISQUERTT HUDSON Nicolas	LW10-2	1998	CHI	1:16.51(12)	13.96	32.48	52.07 (9)	2:08.58	18.35	226.40

DID NOT FINISH SLALOM: 8 competitors

52	MEIJER Floris	LW10-2	1989	NED
56	CHRISTEN Pascal	LW10-2	1992	SUI
59	EWEN Aaron	LW11	1996	NZL
60	PELIT Murat	LW11	1982	SUI
67	DRUGAN Ravi	LW12-2	1989	USA
69	MORII Taiki	LW11	1980	JPN
71	KANO Akira	LW11	1986	JPN
72	GONG Zhaolin	LW10-2	1989	CHN

DISQUALIFIED SLALOM: 1 competitor

70	CHEN Liang	LW12-2	1997	CHN
----	------------	--------	------	-----

DID NOT FINISH SUPER-G: 6 competitors

50	de SILVESTRO Rene	LW12-1	1996	ITA
54	SIKORSKI Igor	LW11	1990	POL
57	PLANTEY Enrique	LW11	1982	ARG



Results 成绩

Number of Competitors: 25 Number of NPCs: 15

Rank	Bib Name	Sport Class	YB	NPC Code	Run 1	IT1	IT2	Run 2	Result	Diff.	Race Pts.
62	BAMBOUSEK Pavel	LW12-1	1984	CZE							
64	FUJIWARA Tetsu	LW11	1980	JPN							
65	YAN Hailing	LW12-2	2003	CHN							

DID NOT START SUPER-G: 1 competitor

66	ROWLAND Brian	LW11	1986	CAN							
----	---------------	------	------	-----	--	--	--	--	--	--	--

Forerunners:							
Super-G:	A - GUO Quing	CHN	B - ZHU Yanan	CHN	C - ZHANG Yuying	CHN	
Slalom:	A - GUO Quing	CHN	B - ZHU Yanan	CHN	C - ZHANG Yuying	CHN	

Conditions on course:							
Super-G	SUNNY	Snow:	COMPACT	Temperature - Start:	-2°C	Temperature - Finish:	2°C
Slalom	SUNNY	Snow:	SOFT	Temperature - Start:	1°C	Temperature - Finish:	2°C

Legend:							
Diff.	Difference	IT1	Intermediate time 1	IT2	Intermediate time 2	YB	Year of Birth

MON 7 MAR 2022 / Yanqing National Alpine Skiing Centre (CHN) / 12050



Results

成绩

Jury

Technical Delegate	CARZERI Simone	ITA
WPAS Race Director	SKUTELJ SVETIC Anja	WPAS
Chief of Race	AN Linbo	CHN
Referee	ADAMS Ben	NZL
Assistant Referee	PALOVICOVA Jana	SVK
Start Referee	SAWANO Hiroshi	JPN
Finish Referee	DOJCINOVIC Jelena	BIH

Video Controller	SAWICKI Ozzie	CAN
WPAS OVR Race Administrator	NEMCIC Ivan	WPAS
Equipment Controller	HICKS Bill	USA

Race Information Super-G

Course Setter	CHAMBAZ Greg	SUI
Gates/Turning Gates	37/33	
Start Time	9:30	

Technical Data

Course Name	Rock
Start Altitude	1825m
Finish Altitude	1285m
Vertical Drop	540m
WPAS Homologation Number	13377/11/19
Course Length	1984m

Race Information Slalom

Course Setter	TEITSMA Falco	NED
Gates/Turning Gates	49/47	
Start Time	14:15	

Number of Competitors: 25 Number of NPCs: 15

Rank	Bib Name	Sport Class	YB NPC Code	IT1	IT2	IT3	Result	Diff.
1	48 PEDERSEN Jesper	LW11	1999 NOR	11.64	34.69	51.23	1:10.29	
2	69 MORII Taiki	LW11	1980 JPN	11.81	34.70	50.73	1:10.79	0.50
3	51 KAMPSCHREUR Jeroen	LW12-2	1999 NED	12.04	35.59	51.69	1:11.99	1.70
4	49 de LANGEN Niels	LW12-2	1998 NED	12.24	35.89	52.92	1:13.04	2.75
5	52 MEIJER Floris	LW10-2	1989 NED	12.08	36.18	53.38	1:14.25	3.96
6	71 KANO Akira	LW11	1986 JPN	11.92	36.37	54.17	1:14.70	4.41
7	56 CHRISTEN Pascal	LW10-2	1992 SUI	11.98	36.02	54.13	1:15.05	4.76
8	70 CHEN Liang	LW12-2	1997 CHN	12.26	36.75	54.50	1:15.54	5.25
9	61 LIANG Zilu	LW12-2	2004 CHN	12.32		54.97	1:15.86	5.57
10	59 EWEN Aaron	LW11	1996 NZL	12.17	36.87	55.52	1:16.27	5.98
11	53 SUZUKI Takeshi	LW12-2	1988 JPN	12.55	36.97	54.99	1:16.40	6.11
12	68 BISQUERTT HUDSON Nicolas	LW10-2	1998 CHI	11.92	37.49	55.92	1:16.51	6.22
13	63 LI Xiang	LW10-1	1997 CHN	12.39	38.04	56.73	1:17.75	7.46
14	72 GONG Zhaolin	LW10-2	1989 CHN	11.90	37.29	56.02	1:17.96	7.67
15	55 BRAZ-DAGAND Lou	LW10-2	1995 FRA	12.42	38.14	57.74	1:18.30	8.01
16	58 HAN Sang Min	LW12-1	1979 KOR	12.60	37.78	55.77	1:19.11	8.82
17	60 PELIT Murat	LW11	1982 SUI	12.06	37.10	58.34	1:19.30	9.01
18	67 DRUGAN Ravi	LW12-2	1989 USA	12.52	38.56	56.88	1:19.91	9.62

DID NOT FINISH SUPER-G: 6 competitors

50 de SILVESTRO Rene	LW12-1	1996 ITA
54 SIKORSKI Igor	LW11	1990 POL
57 PLANTEY Enrique	LW11	1982 ARG
62 BAMBOUSEK Pavel	LW12-1	1984 CZE
64 FUJIWARA Tetsu	LW11	1980 JPN
65 YAN Hailing	LW12-2	2003 CHN

DID NOT START SUPER-G: 1 competitor

66 ROWLAND Brian	LW11	1986 CAN
------------------	------	----------



Results 成绩

Number of Competitors: 25 Number of NPCs: 15

Rank	Bib Name	Sport Class	YB	NPC Code	IT1	IT2	IT3	Result	Diff.
------	----------	-------------	----	----------	-----	-----	-----	--------	-------

Forerunners:									
Super-G:	A - GUO Quing	CHN	B - ZHU Yanan	CHN	C - ZHANG Yuying	CHN			
Slalom:	A - GUO Quing	CHN	B - ZHU Yanan	CHN	C - ZHANG Yuying	CHN			

Conditions on course:									
Super-G	SUNNY	Snow:	COMPACT	Temperature - Start:	-2°C	Temperature - Finish:	2°C		

Legend:									
Diff.	Difference	IT1	Intermediate time 1	IT2	Intermediate time 2	IT3	Intermediate time 3		
YB	Year of Birth								



Performance Analysis by Rank 按排名评价表现

Number of Competitors: 9 Number of NPCs: 7

Rank	Bib	Name Sport Class	NPC Code	Positions			Partials		Difference		Speed						
				Pos	Time	Rank	Pos	Time	Rank	Time	Dist.(m)	Pos.	(km/h)	Rank			
1	48	PEDERSEN Jesper LW11	NOR	Run 1: Int1:	13.72 (11.64)	(1)				0.00		Sp1 82.92 (2)					
				Int2:	40.87 (34.69)	(1)	I1-I2:	27.15 (23.05)	(3)	0.00							
				Int3:	1:00.36 (51.23)	(2)	I2-I3:	19.49 (16.54)	(3)	0.50							
				Fin:	1:22.82 (1:10.29)	(1)	I3-Fin:	22.46 (19.06)	(1)	0.00	0.00	Avg:	86.24				
				Run 2: Int1:	16.69 (12.35)	(3)				0.39							
				Int2:	34.63 (25.64)	(3)	I1-I2:	17.94 (13.29)	(5)	0.67							
				Fin:	53.94 (39.94)	(3)	I2-Fin:	19.31 (14.30)	(4)	1.42							
				Total: Int1:	1:51.62 (1:22.64)	(1)				0.00							
				Int2:	2:09.56 (1:35.93)	(1)				0.00							
				Fin:	2:28.87 (1:50.23)	(1)				0.00							
				2	51	KAMPSCHREUR Jeroen LW12-2	NED	Run 1: Int1:	13.86 (12.04)	(7)				0.40		Sp1 75.28 (11)	
								Int2:	40.97 (35.59)	(3)	I1-I2:	27.11 (23.55)	(2)	0.90			
								Int3:	59.51 (51.69)	(3)	I2-I3:	18.54 (16.10)	(1)	0.96			
Fin:	1:22.88 (1:11.99)	(3)	I3-Fin:					23.37 (20.30)	(3)	1.70	1.44	Avg:	86.18				
Run 2: Int1:	15.12 (11.96)	(1)								0.00							
Int2:	31.56 (24.97)	(1)	I1-I2:					16.44 (13.01)	(2)	0.00							
Fin:	48.69 (38.52)	(1)	I2-Fin:					17.13 (13.55)	(1)	0.00							
Total: Int1:	1:46.10 (1:23.95)	(2)								1.31							
Int2:	2:02.54 (1:36.96)	(2)								1.03							
Fin:	2:19.67 (1:50.51)	(2)								0.28							
3	49	de LANGEN Niels LW12-2	NED					Run 1: Int1:	14.10 (12.24)	(11)				0.60		Sp1 79.04 (7)	
								Int2:	41.32 (35.89)	(4)	I1-I2:	27.22 (23.65)	(4)	1.20			
								Int3:	1:00.92 (52.92)	(4)	I2-I3:	19.60 (17.03)	(4)	2.19			
				Fin:	1:24.09 (1:13.04)	(4)	I3-Fin:	23.17 (20.12)	(2)	2.75	29.96	Avg:	84.94				
				Run 2: Int1:	15.62 (12.36)	(4)				0.40							
				Int2:	32.55 (25.75)	(4)	I1-I2:	16.93 (13.39)	(4)	0.78							
				Fin:	51.01 (40.36)	(4)	I2-Fin:	18.46 (14.61)	(3)	1.84							
				Total: Int1:	1:47.93 (1:25.40)	(3)				2.76							
				Int2:	2:04.86 (1:38.79)	(3)				2.86							
				Fin:	2:23.32 (1:53.40)	(3)				3.17							



Performance Analysis by Rank 按排名评价表现

Number of Competitors: 9 Number of NPCs: 7

Rank	Bib	Name Sport Class	NPC Code	Positions			Partials		Difference		Speed							
				Pos	Time	Rank	Pos	Time	Rank	Time	Dist.(m)	Pos.	(km/h)	Rank				
4	61	LIANG Zilu LW12-2	CHN	Run 1: Int1:	14.19 (12.32)	(13)					0.68							
				Int2:			I1-I2:											
				Int3:	1:03.28 (54.97)	(9)	I2-I3:			4.24								
				Fin:	1:27.33 (1:15.86)	(9)	I3-Fin:	24.05 (20.89)	(5)	5.57	102.46	Avg:	81.79					
				Run 2: Int1:	16.16 (12.78)	(5)				0.82								
				Int2:	32.72 (25.89)	(5)	I1-I2:	16.56 (13.11)	(3)	0.92								
				Fin:	49.87 (39.46)	(2)	I2-Fin:	17.15 (13.57)	(2)	0.94								
				Total: Int1:	1:52.03 (1:28.64)	(4)				6.00								
				Int2:	2:08.59 (1:41.75)	(5)				5.82								
				Fin:	2:25.74 (1:55.32)	(4)				5.09								
				5	53	SUZUKI Takeshi LW12-2	JPN	Run 1: Int1:	14.45 (12.55)	(17)					0.91	Sp1	75.90	(10)
								Int2:	42.56 (36.97)	(10)	I1-I2:	28.11 (24.42)	(5)	2.28				
Int3:	1:03.31 (54.99)	(10)	I2-I3:					20.75 (18.02)	(8)	4.26								
Fin:	1:27.95 (1:16.40)	(11)	I3-Fin:					24.64 (21.41)	(11)	6.11	115.72	Avg:	81.21					
Run 2: Int1:	15.49 (12.25)	(2)								0.29								
Int2:	31.62 (25.02)	(2)	I1-I2:					16.13 (12.77)	(1)	0.05								
Fin:	51.53 (40.77)	(5)	I2-Fin:					19.91 (15.75)	(5)	2.25								
Total: Int1:	1:52.04 (1:28.65)	(5)								6.01								
Int2:	2:08.17 (1:41.42)	(4)								5.49								
Fin:	2:28.08 (1:57.17)	(5)								6.94								
6	63	LI Xiang LW10-1	CHN					Run 1: Int1:	15.02 (12.39)	(14)					0.75	Sp1	76.43	(9)
								Int2:	46.11 (38.04)	(15)	I1-I2:	31.09 (25.65)	(17)	3.35				
				Int3:	1:08.77 (56.73)	(15)	I2-I3:	22.66 (18.69)	(15)	6.00								
				Fin:	1:34.25 (1:17.75)	(13)	I3-Fin:	25.48 (21.02)	(15)	7.46	240.61	Avg:	75.78					
				Run 2: Int1:	19.76 (13.40)	(6)				1.44								
				Int2:	43.78 (29.69)	(7)	I1-I2:	24.02 (16.29)	(8)	4.72								
				Fin:	1:10.42 (47.75)	(6)	I2-Fin:	26.64 (18.06)	(7)	9.23								
				Total: Int1:	2:14.41 (1:31.15)	(7)				8.51								
				Int2:	2:38.43 (1:47.44)	(7)				11.51								
				Fin:	3:05.07 (2:05.50)	(6)				15.27								



Performance Analysis by Rank 按排名评价表现

Number of Competitors: 9 Number of NPCs: 7

Rank	Bib	Name Sport Class	NPC Code	Positions			Partials		Difference		Speed								
				Pos	Time	Rank	Pos	Time	Rank	Time	Dist.(m)	Pos.	(km/h)	Rank					
7	58	HAN Sang Min LW12-1	KOR	Run 1:			Int1:	14.52 (12.60)	(18)			0.96	Sp1	75.09	(12)				
				Int2:	43.54 (37.78)	(14)	I1-I2:	29.02 (25.18)	(10)	3.09									
				Int3:	1:04.26 (55.77)	(12)	I2-I3:	20.72 (17.99)	(7)	5.04									
				Fin:	1:31.16 (1:19.11)	(16)	I3-Fin:	26.90 (23.34)	(18)	8.82	181.51	Avg:	78.35						
				Run 2:			Int1:	18.82 (14.32)	(9)			2.36							
				Int2:	39.72 (30.23)	(8)	I1-I2:	20.90 (15.91)	(7)	5.26									
				Fin:	1:03.02 (47.97)	(7)	I2-Fin:	23.30 (17.74)	(6)	9.45									
				Total:			Int1:	2:02.74 (1:33.43)	(9)			10.79							
				Int2:	2:23.64 (1:49.34)	(9)				13.41									
				Fin:	2:46.94 (2:07.08)	(7)				16.85									
				8	55	BRAZ-DAGAND Lou LW10-2	FRA	Run 1:			Int1:	14.81 (12.42)	(15)			0.78	Sp1	73.11	(16)
								Int2:	45.47 (38.14)	(16)	I1-I2:	30.66 (25.72)	(16)	3.45					
								Int3:	1:08.84 (57.74)	(17)	I2-I3:	23.37 (19.60)	(16)	7.01					
Fin:	1:33.34 (1:18.30)	(15)	I3-Fin:					24.50 (20.56)	(9)	8.01	223.61	Avg:	76.52						
Run 2:			Int1:					18.80 (13.73)	(7)			1.77							
Int2:	39.39 (28.77)	(6)	I1-I2:					20.59 (15.04)	(6)	3.80									
Fin:	1:08.66 (50.16)	(8)	I2-Fin:					29.27 (21.39)	(9)	11.64									
Total:			Int1:					2:05.98 (1:32.03)	(8)			9.39							
Int2:	2:26.57 (1:47.07)	(6)								11.14									
Fin:	2:55.84 (2:08.46)	(8)								18.23									
9	68	BISQUERTT HUDSON Nicolas LW10-2	CHI					Run 1:			Int1:	14.22 (11.92)	(4)			0.28	Sp1	77.47	(8)
								Int2:	44.70 (37.49)	(13)	I1-I2:	30.48 (25.57)	(15)	2.80					
								Int3:	1:06.67 (55.92)	(13)	I2-I3:	21.97 (18.43)	(12)	5.19					
				Fin:	1:31.21 (1:16.51)	(12)	I3-Fin:	24.54 (20.59)	(10)	6.22	182.50	Avg:	78.31						
				Run 2:			Int1:	19.11 (13.96)	(8)			2.00							
				Int2:	44.47 (32.48)	(9)	I1-I2:	25.36 (18.52)	(9)	7.51									
				Fin:	1:11.28 (52.07)	(9)	I2-Fin:	26.81 (19.59)	(8)	13.55									
				Total:			Int1:	2:03.84 (1:30.47)	(6)			7.83							
				Int2:	2:29.20 (1:48.99)	(8)				13.06									
				Fin:	2:56.01 (2:08.58)	(9)				18.35									



Performance Analysis by Rank

按排名评价表现

Number of Competitors: 9 Number of NPCs: 7

Rank	Bib	Name	Sport Class	NPC Code	Positions			Partials		Difference		Speed	
					Pos	Time	Rank	Pos	Time	Rank	Time	Dist.(m)	Pos.

Intermediate Time Positions : Int. 1 = Inter1 Int. 2 = Inter2 Int. 3 = Inter3
Speed Measurement Positions : Sp 1 = Speed 1

Legend:							
Avg	Average	Dist.(m)	Distance in metres	Fin	Finish	Int	Intermediate
Ix	Intermediate x	Pos.	Intermediate or speed position	Sp	Speed trap		



Results 成绩

Jury

Technical Delegate	CARZERI Simone	ITA
WPAS Race Director	SKUTELJ SVETIC Anja	WPAS
Chief of Race	AN Linbo	CHN
Referee	ADAMS Ben	NZL
Start Referee	SAWANO Hiroshi	JPN
Finish Referee	DOJCINOVIC Jelena	BIH

Video Controller	SAWICKI Ozzie	CAN
WPAS OVR Race Administrator	NEMCIC Ivan	WPAS

Race Information Super-G

Course Setter	CHAMBAZ Greg	SUI
Gates/Turning Gates	37/33	
Start Time	9:30	

Technical Data

Course Name	Ice River
Start Altitude	1680m
Finish Altitude	1500m
Vertical Drop	180m
WPAS Homologation Number	13889/12/20

Race Information Slalom

Course Setter	TEITSMA Falco	NED
Gates/Turning Gates	49/47	
Start Time	14:15	

Number of Competitors: 11 Number of NPCs: 8

Rank	Bib Name	Sport Class	YB	NPC Code	Run 1	IT1	IT2	Run 2	Result	Diff.	Race Pts.
1	6 BERTAGNOLLI Giacomo Guide: RAVELLI Andrea	B3	1999	ITA	1:10.71 (3)	11.83	25.27	39.09 (1)	1:49.80		0.00
2	1 AIGNER Johannes Guide: FLEISCHMANN Matteo	B2	2005	AUT	1:10.65 (2)	13.13	27.07	41.33 (2)	1:51.98	2.18	27.00
3	2 SIMPSON Neil Guide: SIMPSON Andrew	B3	2002	GBR	1:10.87 (5)	12.57	26.90	41.94 (3)	1:52.81	3.01	37.28
4	7 KRAKO Jakub Guide: BROZMAN Branislav	B2	1990	SVK	1:10.79 (4)	13.28	27.48	43.52 (4)	1:54.31	4.51	55.86
5	3 DELEPLACE Hyacinthe Guide: GIRAUD-MOINE Valentin	B2	1989	FRA	1:09.12 (1)	12.73	32.36	47.62 (6)	1:56.74	6.94	85.96
6	11 LEACH Logan Guide: PETIT Julien	B3	2002	CAN	1:19.30 (8)	14.25	29.80	46.97 (5)	2:06.27	16.47	204.00
7	8 HWANG Mingyu Guide: HAN Sehyeon	B3	1996	KOR	1:21.97 (9)	14.94	31.56	49.45 (7)	2:11.42	21.62	267.79

DID NOT FINISH SLALOM: 2 competitors

4 HARAUS Miroslav Guide: HUDIK Maros	B2	1986	SVK
9 JENSEN Patrick Guide: HODGSON Amelia	B2	1996	AUS

DID NOT FINISH SUPER-G: 1 competitor

10 KUBACKA Marek Guide: ZATOVICOVA Maria	B1	1988	SVK
---	----	------	-----

DID NOT START SUPER-G: 1 competitor

5 MARCOUX Mac Guide: RODGERS Tristan	B3	1997	CAN
---	----	------	-----



Results 成绩

Number of Competitors: 11 Number of NPCs: 8

Rank	Bib Name	Sport Class	YB	NPC Code	Run 1	IT1	IT2	Run 2	Result	Diff.	Race Pts.
------	----------	-------------	----	----------	-------	-----	-----	-------	--------	-------	-----------

Forerunners:											
Super-G:	A - GUO Quing	CHN	B - ZHU Yanan	CHN	C - ZHANG Yuying	CHN					
Slalom:	A - GUO Quing	CHN	B - ZHU Yanan	CHN	C - ZHANG Yuying	CHN					

Conditions on course:											
Super-G	SUNNY	Snow:	COMPACT	Temperature - Start:	-2°C	Temperature - Finish:	2°C				
Slalom	SUNNY	Snow:	SOFT	Temperature - Start:	1°C	Temperature - Finish:	2°C				

Legend:											
Diff.	Difference	IT1	Intermediate time 1	IT2	Intermediate time 2	YB	Year of Birth				

MON 7 MAR 2022 / Yanqing National Alpine Skiing Centre (CHN) / 03030



Results 成绩

Jury

Technical Delegate	CARZERI Simone	ITA
WPAS Race Director	SKUTELJ SVETIC Anja	WPAS
Chief of Race	AN Linbo	CHN
Referee	ADAMS Ben	NZL
Assistant Referee	PALOVICOVA Jana	SVK
Start Referee	SAWANO Hiroshi	JPN
Finish Referee	DOJGINOVIC Jelena	BIH

Video Controller	SAWICKI Ozzie	CAN
WPAS OVR Race Administrator	NEMCIC Ivan	WPAS
Equipment Controller	HICKS Bill	USA

Race Information Super-G

Course Setter	CHAMBAZ Greg	SUI
Gates/Turning Gates	37/33	
Start Time	9:30	

Technical Data

Course Name	Rock
Start Altitude	1825m
Finish Altitude	1285m
Vertical Drop	540m
WPAS Homologation Number	13377/11/19
Course Length	1984m

Race Information Slalom

Course Setter	TEITSMA Falco	NED
Gates/Turning Gates	49/47	
Start Time	14:15	

Number of Competitors: 11 Number of NPCs: 8

Rank	Bib Name	Sport Class	YB	NPC Code	IT1	IT2	IT3	Result	Diff.
1	3 DELEPLACE Hyacinthe Guide: GIRAUD-MOINE Valentin	B2	1989	FRA	11.33	33.42	50.00	1:09.12	
2	1 AIGNER Johannes Guide: FLEISCHMANN Matteo	B2	2005	AUT	11.33	33.87	50.86	1:10.65	1.53
3	6 BERTAGNOLLI Giacomo Guide: RAVELLI Andrea	B3	1999	ITA	11.86	33.84	50.73	1:10.71	1.59
4	7 KRAKO Jakub Guide: BROZMAN Branislav	B2	1990	SVK	11.62	34.00	50.73	1:10.79	1.67
5	2 SIMPSON Neil Guide: SIMPSON Andrew	B3	2002	GBR	11.45	33.82	51.46	1:10.87	1.75
6	4 HARAUS Miroslav Guide: HUDIK Maros	B2	1986	SVK	11.59	33.91	51.22	1:11.02	1.90
7	9 JENSEN Patrick Guide: HODGSON Amelia	B2	1996	AUS	12.13	37.31	55.96	1:17.85	8.73
8	11 LEACH Logan Guide: PETIT Julien	B3	2002	CAN	12.51	38.15	57.62	1:19.30	10.18
9	8 HWANG Mingyu Guide: HAN Sehyeon	B3	1996	KOR	13.30	39.62	1:00.30	1:21.97	12.85

DID NOT FINISH SUPER-G: 1 competitor

10 KUBACKA Marek Guide: ZATOVICOVA Maria	B1	1988	SVK
---	----	------	-----

DID NOT START SUPER-G: 1 competitor

5 MARCOUX Mac Guide: RODGERS Tristan	B3	1997	CAN
---	----	------	-----

Forerunners:

Super-G:	A - GUO Quing	CHN	B - ZHU Yanan	CHN	C - ZHANG Yuying	CHN
Slalom:	A - GUO Quing	CHN	B - ZHU Yanan	CHN	C - ZHANG Yuying	CHN

Conditions on course:

Super-G	SUNNY	Snow:	COMPACT	Temperature - Start:	-2°C	Temperature - Finish:	2°C
---------	-------	-------	---------	----------------------	------	-----------------------	-----

Legend:

Diff.	Difference	IT1	Intermediate time 1	IT2	Intermediate time 2	IT3	Intermediate time 3
YB	Year of Birth						



Performance Analysis by Rank 按排名评价表现

Number of Competitors: 7 Number of NPCs: 7

Rank	Bib	Name Sport Class	NPC Code	Positions			Partials		Difference		Speed								
				Pos	Time	Rank	Pos	Time	Rank	Time	Dist.(m)	Pos.	(km/h)	Rank					
1	6	BERTAGNOLLI Giacomo B3	ITA	Run 1: Int1:	13.21 (11.86)	(6)					0.53	Sp1	89.96	(2)					
				Int2:	37.67 (33.84)	(3)	I1-I2:	24.46 (21.98)	(1)	0.42									
				Int3:	56.47 (50.73)	(2)	I2-I3:	18.80 (16.89)	(1)	0.73									
				Fin:	1:18.70 (1:10.71)	(3)	I3-Fin:	22.23 (19.98)	(3)	1.59	-13.61	Avg:	90.75						
				Run 2: Int1:	13.98 (11.83)	(1)				0.00									
				Int2:	29.86 (25.27)	(1)	I1-I2:	15.88 (13.44)	(1)	0.00									
				Fin:	46.18 (39.09)	(1)	I2-Fin:	16.32 (13.82)	(1)	0.00									
				Total: Int1:	1:37.51 (1:22.54)	(2)				0.69									
				Int2:	1:53.39 (1:35.98)	(1)				0.00									
				Fin:	2:09.71 (1:49.80)	(1)				0.00									
				2	1	AIGNER Johannes B2	AUT	Run 1: Int1:	12.99 (11.33)	(1)					0.00	Sp1	83.72	(5)	
								Int2:	38.83 (33.87)	(4)	I1-I2:	25.84 (22.54)	(6)	0.45					
								Int3:	58.31 (50.86)	(4)	I2-I3:	19.48 (16.99)	(4)	0.86					
Fin:	1:20.99 (1:10.65)	(2)	I3-Fin:					22.68 (19.79)	(4)	1.53	42.87	Avg:	88.19						
Run 2: Int1:	16.24 (13.13)	(4)								1.30									
Int2:	33.47 (27.07)	(3)	I1-I2:					17.23 (13.94)	(3)	1.80									
Fin:	51.09 (41.33)	(2)	I2-Fin:					17.62 (14.26)	(2)	2.24									
Total: Int1:	1:43.58 (1:23.78)	(4)								1.93									
Int2:	2:00.81 (1:37.72)	(2)								1.74									
Fin:	2:18.43 (1:51.98)	(2)								2.18									
3	2	SIMPSON Neil B3	GBR					Run 1: Int1:	12.75 (11.45)	(3)					0.12	Sp1	87.66	(3)	
								Int2:	37.65 (33.82)	(2)	I1-I2:	24.90 (22.37)	(2)	0.40					
								Int3:	57.28 (51.46)	(6)	I2-I3:	19.63 (17.64)	(5)	1.46					
				Fin:	1:18.88 (1:10.87)	(5)	I3-Fin:	21.60 (19.41)	(1)	1.75	-9.05	Avg:	90.55						
				Run 2: Int1:	14.85 (12.57)	(2)				0.74									
				Int2:	31.78 (26.90)	(2)	I1-I2:	16.93 (14.33)	(2)	1.63									
				Fin:	49.55 (41.94)	(3)	I2-Fin:	17.77 (15.04)	(3)	2.85									
				Total: Int1:	1:38.57 (1:23.44)	(3)				1.59									
				Int2:	1:55.50 (1:37.77)	(3)				1.79									
				Fin:	2:13.27 (1:52.81)	(3)				3.01									



Performance Analysis by Rank 按排名评价表现

Number of Competitors: 7 Number of NPCs: 7

Rank	Bib	Name Sport Class	NPC Code	Positions			Partials		Difference		Speed								
				Pos	Time	Rank	Pos	Time	Rank	Time	Dist.(m)	Pos.	(km/h)	Rank					
4	7	KRAKO Jakub B2	SVK	Run 1: Int1:	13.33 (11.62)	(5)				0.29		Sp1	78.50	(7)					
				Int2:	38.98 (34.00)	(6)	I1-I2:	25.65 (22.38)	(5)	0.58									
				Int3:	58.16 (50.73)	(2)	I2-I3:	19.18 (16.73)	(3)	0.73									
				Fin:	1:21.15 (1:10.79)	(4)	I3-Fin:	22.99 (20.06)	(6)	1.67	46.70	Avg:	88.01						
				Run 2: Int1:	16.42 (13.28)	(5)				1.45									
				Int2:	33.97 (27.48)	(4)	I1-I2:	17.55 (14.20)	(4)	2.21									
				Fin:	53.80 (43.52)	(4)	I2-Fin:	19.83 (16.04)	(5)	4.43									
				Total: Int1:	1:43.93 (1:24.07)	(5)				2.22									
				Int2:	2:01.48 (1:38.27)	(4)				2.29									
				Fin:	2:21.31 (1:54.31)	(4)				4.51									
				5	3	DELEPLACE Hyacinthe B2	FRA	Run 1: Int1:	12.99 (11.33)	(1)				0.00		Sp1	89.98	(1)	
								Int2:	38.31 (33.42)	(1)	I1-I2:	25.32 (22.09)	(3)	0.00					
								Int3:	57.32 (50.00)	(1)	I2-I3:	19.01 (16.58)	(2)	0.00					
Fin:	1:19.24 (1:09.12)	(1)	I3-Fin:					21.92 (19.12)	(2)	0.00	0.00	Avg:	90.14						
Run 2: Int1:	15.74 (12.73)	(3)								0.90									
Int2:	40.00 (32.36)	(7)	I1-I2:					24.26 (19.63)	(7)	7.09									
Fin:	58.87 (47.62)	(6)	I2-Fin:					18.87 (15.26)	(4)	8.53									
Total: Int1:	1:41.18 (1:21.85)	(1)								0.00									
Int2:	2:05.44 (1:41.48)	(5)								5.50									
Fin:	2:24.31 (1:56.74)	(5)								6.94									
6	11	LEACH Logan B3	CAN					Run 1: Int1:	13.93 (12.51)	(8)				1.18		Sp1	77.17	(8)	
								Int2:	42.47 (38.15)	(8)	I1-I2:	28.54 (25.64)	(7)	4.73					
								Int3:	1:04.14 (57.62)	(8)	I2-I3:	21.67 (19.47)	(8)	7.62					
				Fin:	1:28.26 (1:19.30)	(8)	I3-Fin:	24.12 (21.68)	(8)	10.18	202.76	Avg:	80.92						
				Run 2: Int1:	16.84 (14.25)	(6)				2.42									
				Int2:	35.21 (29.80)	(5)	I1-I2:	18.37 (15.55)	(5)	4.53									
				Fin:	55.49 (46.97)	(5)	I2-Fin:	20.28 (17.17)	(6)	7.88									
				Total: Int1:	1:50.51 (1:33.55)	(6)				11.70									
				Int2:	2:08.88 (1:49.10)	(6)				13.12									
				Fin:	2:29.16 (2:06.27)	(6)				16.47									



Performance Analysis by Rank 按排名评价表现

Number of Competitors: 7 Number of NPCs: 7

Rank	Bib	Name Sport Class	NPC Code	Positions			Partials		Difference		Speed		
				Pos	Time	Rank	Pos	Time	Rank	Time	Dist.(m)	Pos.	(km/h)
7	8	HWANG Mingyu B3	KOR	Run 1: Int1:	14.81 (13.30)	(9)			1.97		Sp1	71.27	(9)
				Int2:	44.10 (39.62)	(9)	I1-I2:	29.29 (26.32)	(9)	6.20			
				Int3:	1:07.12 (1:00.30)	(9)	I2-I3:	23.02 (20.68)	(9)	10.30			
				Fin:	1:31.23 (1:21.97)	(9)	I3-Fin:	24.11 (21.67)	(7)	12.85	260.75	Avg:	78.29
				Run 2: Int1:	17.65 (14.94)	(7)				3.11			
				Int2:	37.29 (31.56)	(6)	I1-I2:	19.64 (16.62)	(6)	6.29			
				Fin:	58.42 (49.45)	(7)	I2-Fin:	21.13 (17.89)	(7)	10.36			
				Total: Int1:	1:54.48 (1:36.91)	(7)				15.06			
				Int2:	2:14.12 (1:53.53)	(7)				17.55			
				Fin:	2:35.25 (2:11.42)	(7)				21.62			

Intermediate Time Positions : Int. 1 = Inter1 Int. 2 = Inter2 Int. 3 = Inter3
Speed Measurement Positions : Sp 1 = Speed 1

Legend:							
Avg	Average	Dist.(m)	Distance in metres	Fin	Finish	Int	Intermediate
Ix	Intermediate x	Pos.	Intermediate or speed position			Sp	Speed trap



Results 成绩

Jury

Technical Delegate	CARZERI Simone	ITA
WPAS Race Director	SKUTELJ SVETIC Anja	WPAS
Chief of Race	LIU Jin	CHN
Referee	WOLF Justus	GER
Start Referee	SAWANO Hiroshi	JPN
Finish Referee	DOJCINOVIC Jelena	BIH

Video Controller	SAWICKI Ozzie	CAN
WPAS OVR Race Administrator	NEMCIC Ivan	WPAS

Race Information Run 1

Course Setter	MAKOVNIK Martin	SVK
Gates/Turning Gates	50/48	
Start Time	8:30	

Technical Data

Course Name	Ice River
Start Altitude	1680m
Finish Altitude	1500m
Vertical Drop	180m
WPAS Homologation Number	13889/12/20

Race Information Run 2

Course Setter	KAVELAR Sascha	AUT
Gates/Turning Gates		
Start Time	12:30	

Number of Competitors: 46 Number of NPCs: 24

Rank	Bib Name	Sport Class	YB NPC Code	IT1	IT2	Result	Diff.
1	25 BAUCHET Arthur	LW3	2000 FRA	12.52	27.17	40.38	
2	24 HALL Adam	LW1	1987 NZL	14.10	29.45	42.70	2.32
3	45 LIANG Jingyi	LW9-1	2002 CHN	13.65	29.54	43.26	2.88
4	28 KIIVERI Santeri	LW6/8-1	2000 FIN	13.89	29.50	43.66	3.28
5	19 GROCHAR Thomas	LW2	1993 AUT	13.91	29.74	43.88	3.50
6	15 PFYL Thomas	LW9-2	1987 SUI	13.69	30.00	44.61	4.23
7	26 WALSH Thomas Charles	LW4	1995 USA	14.08	30.14	45.04	4.66
8	29 CUCHE Robin	LW9-2	1998 SUI	13.86	30.09	45.14	4.76
9	22 ORVARSSON Hilmar	LW2	2000 ISL	14.41	30.84	45.17	4.79
10	33 BROISIN Jordan	LW4	1993 FRA	14.33	31.26	46.24	5.86
11	21 GOURLEY Mitchell	LW6/8-2	1991 AUS	14.49	30.68	46.32	5.94
12	36 LINDSTROEM Aaron	LW6/8-2	2000 SWE	14.72	31.44	46.49	6.11
13	20 HARAGHEY Andrew	LW1	1995 USA	14.17	32.10	47.60	7.22
14	30 KEEFE Jesse	LW4	2004 USA	14.43	31.69	47.81	7.43
15	17 TAKAHASHI Kohei	LW9-2	2000 JPN	14.75	32.66	48.01	7.63
16	42 PUIG DAVI Roger	LW9-2	1997 AND	15.29	32.73	48.12	7.74
17	39 SEGERS Jules	LW9-2	2002 FRA	14.89	32.51	48.22	7.84
18	31 WHITLEY James	LW5/7-3	1997 GBR	15.41	32.06	48.32	7.94
19	35 FRANCE Martin	LW9-1	1984 SVK	15.31	33.18	48.73	8.35
20	49 SUN Yanlong	LW6/8-1	1994 CHN	15.14	33.31	48.88	8.50
21	23 WOOD Spencer	LW9-2	1997 USA	14.79	32.92	49.75	9.37
22	50 YAN Gong	LW2	1998 CHN	15.27	33.19	49.78	9.40
23	46 SKOGLUND Arvid	LW6/8-2	2003 SWE	15.77	33.22	49.96	9.58
24	41 BOURDENX Manoel	LW4	1987 FRA	15.88	34.18	50.11	9.73
25	40 SZCZESNY Andrzej	LW2	1982 POL	15.93	34.32	50.58	10.20
26	51 KOIKE Gakuta	LW6/8-2	1982 JPN	15.95	34.54	51.06	10.68
27	52 NILSSON GRASTO Marcus	LW5/7-2	2001 NOR	16.20	34.63	51.17	10.79
28	44 STUUT Jeffrey	LW3	1995 NED	15.91	34.75	51.32	10.94
29	48 RACHBAUER Manuel	LW9-2	2000 AUT	16.25	35.06	51.42	11.04
30	37 HALGREN Patrick	LW2	1992 USA	15.13	35.42	51.83	11.45
31	27 BURNHAM Oscar	LW6/8-2	1999 FRA	14.35	37.00	51.92	11.54
32	57 MAZI Remi	LW6/8-2	1988 BEL	17.82	38.39	56.13	15.75
33	56 VAVERKA Tomas	LW9-2	1982 CZE	17.47	37.56	56.63	16.25
34	43 KRESS Leander	LW2	2001 GER	15.60	39.86	56.78	16.40
35	54 FERNANDEZ Samuel	LW9-1	1996 CHI	18.54	42.56	1:05.26	24.88
36	34 TOKAI Masahiko	LW3	1973 JPN	15.58	34.92	1:06.52	26.14
37	47 AOKI Yamato	LW3	1994 JPN	15.77	34.07	1:13.18	32.80

DID NOT FINISH RUN 1: 7 competitors

16 MISAWA Hiraku LW2 1987 JPN



Results 成绩

Number of Competitors: 46 Number of NPCs: 24

Rank	Bib Name	Sport Class	YB	NPC Code	IT1	IT2	Result	Diff.
18	PELIZZARI Federico	LW6/8-2	2000	ITA				
32	BENDOTTI Davide	LW2	1994	ITA				
53	CHEN Xinjun	LW6/8-2	1996	CHN				
55	BYAMBADORJ Tserenpuntsag	LW6/8-1	2001	MGL				
58	ZHEN Qixing	LW6/8-1	2001	CHN				
59	GORETA Jovica	LW4	1971	BIH				

DISQUALIFIED RUN 1: 1 competitor

38	GLOETZNER Christoph	LW2	2003	GER		Gate 49		
----	---------------------	-----	------	-----	--	---------	--	--

DID NOT START RUN 1: 1 competitor

14	PAJANTSCHITSCH Nico	LW6/8-2	1997	AUT				
----	---------------------	---------	------	-----	--	--	--	--

Forerunners:							
Run 1:	A - GUO Quing	CHN	B - ZHU Yanan	CHN	C - ZHANG Yuying	CHN	
Run 2:	A - GUO Quing	CHN	B - ZHU Yanan	CHN	C - ZHANG Yuying	CHN	

Conditions on course:							
Run 1	SUNNY	Snow:	HARD PACKED	Temperature - Start:	0°C	Temperature - Finish:	4°C

Legend:							
Diff.	Difference	IT1	Intermediate time 1	IT2	Intermediate time 2	YB	Year of Birth



Results 成绩

Jury

Technical Delegate	CARZERI Simone	ITA
WPAS Race Director	SKUTELJ SVETIC Anja	WPAS
Chief of Race	LIU Jin	CHN
Referee	WOLF Justus	GER
Start Referee	SAWANO Hiroshi	JPN
Finish Referee	DOJCINOVIC Jelena	BIH

Video Controller	SAWICKI Ozzie	CAN
WPAS OVR Race Administrator	NEMCIC Ivan	WPAS

Race Information Run 1

Course Setter	MAKOVNIK Martin	SVK
Gates/Turning Gates	50/48	
Start Time	8:30	

Technical Data

Course Name	Ice River
Start Altitude	1680m
Finish Altitude	1500m
Vertical Drop	180m
WPAS Homologation Number	13889/12/20

Race Information Run 2

Course Setter	KAVELAR Sascha	AUT
Gates/Turning Gates	56/55	
Start Time	12:30	

Number of Competitors: 46 Number of NPCs: 24

Rank	Bib Name	Sport Class	YB	NPC Code	Run 1	IT1	IT2	Run 2	Result	Diff.	Race Pts.
1	25 BAUCHET Arthur	LW3	2000	FRA	40.38 (1)	13.65	32.52	49.23 (2)	1:29.61		0.00
2	45 LIANG Jingyi	LW9-1	2002	CHN	43.26 (3)	13.95	32.59	49.01 (1)	1:32.27	2.66	21.67
3	24 HALL Adam	LW1	1987	NZL	42.70 (2)	14.73	34.21	50.51 (3)	1:33.21	3.60	29.33
4	15 PFYL Thomas	LW9-2	1987	SUI	44.61 (6)	14.96	34.61	52.08 (5)	1:36.69	7.08	57.68
5	22 ORVARSSON Hilmar	LW2	2000	ISL	45.17 (9)	15.25	34.46	51.75 (4)	1:36.92	7.31	59.55
6	26 WALSH Thomas Charles	LW4	1995	USA	45.04 (7)	15.18	35.28	53.66 (6)	1:38.70	9.09	74.05
7	33 BROISIN Jordan	LW4	1993	FRA	46.24(10)	15.54	36.07	54.46 (9)	1:40.70	11.09	90.34
8	31 WHITLEY James	LW5/7-3	1997	GBR	48.32(18)	15.50	35.93	54.27 (7)	1:42.59	12.98	105.74
9	30 KEEFE Jesse	LW4	2004	USA	47.81(14)	15.78	36.46	56.61(15)	1:44.42	14.81	120.65
10	49 SUN Yanlong	LW6/8-1	1994	CHN	48.88(20)	15.82	37.08	55.67(11)	1:44.55	14.94	121.71
11	35 FRANCE Martin	LW9-1	1984	SVK	48.73(19)	15.75	36.97	56.05(13)	1:44.78	15.17	123.58
12	17 TAKAHASHI Kohei	LW9-2	2000	JPN	48.01(15)	16.37	37.43	56.80(16)	1:44.81	15.20	123.83
13	50 YAN Gong	LW2	1998	CHN	49.78(22)	15.55	36.43	55.40(10)	1:45.18	15.57	126.84
14	23 WOOD Spencer	LW9-2	1997	USA	49.75(21)	16.03	37.11	55.93(12)	1:45.68	16.07	130.91
15	46 SKOGLUND Arvid	LW6/8-2	2003	SWE	49.96(23)	15.85	37.43	56.11(14)	1:46.07	16.46	134.09
16	27 BURNHAM Oscar	LW6/8-2	1999	FRA	51.92(31)	15.74	36.17	54.38 (8)	1:46.30	16.69	135.96
17	39 SEGERS Jules	LW9-2	2002	FRA	48.22(17)	15.54	40.01	58.36(17)	1:46.58	16.97	138.24
18	51 KOIKE Gakuta	LW6/8-2	1982	JPN	51.06(26)	17.13	40.04	59.09(18)	1:50.15	20.54	167.33
19	52 NILSSON GRASTO Marcus	LW5/7-2	2001	NOR	51.17(27)	16.83	38.91	59.32(19)	1:50.49	20.88	170.10
20	41 BOURDENX Manoel	LW4	1987	FRA	50.11(24)	16.65	38.42	1:00.80(22)	1:50.91	21.30	173.52
21	48 RACHBAUER Manuel	LW9-2	2000	AUT	51.42(29)	17.56	40.48	1:00.19(20)	1:51.61	22.00	179.22
22	44 STUUT Jeffrey	LW3	1995	NED	51.32(28)	17.28	40.68	1:00.72(21)	1:52.04	22.43	182.72
23	57 MAZI Remi	LW6/8-2	1988	BEL	56.13(32)	17.57	41.33	1:01.75(25)	1:57.88	28.27	230.30
24	37 HALGREN Patrick	LW2	1992	USA	51.83(30)	16.28	36.70	1:11.19(26)	2:03.02	33.41	272.17
25	34 TOKAI Masahiko	LW3	1973	JPN	1:06.52(36)	16.56	39.27	1:01.20(23)	2:07.72	38.11	310.46
26	47 AOKI Yamato	LW3	1994	JPN	1:13.18(37)	16.72	40.83	1:01.61(24)	2:14.79	45.18	368.05

DID NOT FINISH RUN 2: 11 competitors

19	GROCHAR Thomas	LW2	1993	AUT
20	HARAGHEY Andrew	LW1	1995	USA
21	GOURLEY Mitchell	LW6/8-2	1991	AUS
28	KIIVERI Santeri	LW6/8-1	2000	FIN
29	CUCHE Robin	LW9-2	1998	SUI
36	LINDSTROEM Aaron	LW6/8-2	2000	SWE
40	SZCZESNY Andrzej	LW2	1982	POL



Results 成绩

Number of Competitors: 46 Number of NPCs: 24

Rank	Bib Name	Sport Class	YB	NPC Code	Run 1	IT1	IT2	Run 2	Result	Diff.	Race Pts.
42	PUIG DAVI Roger	LW9-2	1997	AND							
43	KRESS Leander	LW2	2001	GER							
54	FERNANDEZ Samuel	LW9-1	1996	CHI							
56	VAVERKA Tomas	LW9-2	1982	CZE							

DID NOT FINISH RUN 1: 7 competitors

16	MISAWA Hiraku	LW2	1987	JPN							
18	PELIZZARI Federico	LW6/8-2	2000	ITA							
32	BENDOTTI Davide	LW2	1994	ITA							
53	CHEN Xinjun	LW6/8-2	1996	CHN							
55	BYAMBADORJ Tserenpuntsag	LW6/8-1	2001	MGL							
58	ZHEN Qixing	LW6/8-1	2001	CHN							
59	GORETA Jovica	LW4	1971	BIH							

DISQUALIFIED RUN 1: 1 competitor

38	GLOETZNER Christoph	LW2	2003	GER							Gate 49
----	---------------------	-----	------	-----	--	--	--	--	--	--	---------

DID NOT START RUN 1: 1 competitor

14	PAJANTSCHITSCH Nico	LW6/8-2	1997	AUT							
----	---------------------	---------	------	-----	--	--	--	--	--	--	--

Forerunners:							
Run 1:	A - GUO Quing	CHN	B - ZHU Yanan	CHN	C - ZHANG Yuying	CHN	
Run 2:	A - GUO Quing	CHN	B - ZHU Yanan	CHN	C - ZHANG Yuying	CHN	

Conditions on course:							
Run 1	SUNNY	Snow:	HARD PACKED	Temperature - Start:	0°C	Temperature - Finish:	4°C
Run 2	PARTLY CLOUDY	Snow:	SOFT	Temperature - Start:	2°C	Temperature - Finish:	6°C

Legend:							
Diff.	Difference	IT1	Intermediate time 1	IT2	Intermediate time 2	YB	Year of Birth

SUN 13 MAR 2022 / Yanqing National Alpine Skiing Centre (CHN) / 09110



Performance Analysis by Rank 按排名评价表现

Number of Competitors: 26 Number of NPCs: 14

Rank	Bib	Name Sport Class	NPC Code	Positions			Partials		Difference Time		
				Pos	Time	Rank	Pos	Time		Rank	
1	25	BAUCHET Arthur LW3	FRA	Run 1:	Int1:	14.29 (12.52)	(1)			0.00	
					Int2:	31.02 (27.17)	(1)	I1-I2:	16.73 (14.65)	(6)	0.00
					Fin:	46.09 (40.38)	(1)	I2-Fin:	15.07 (13.21)	(6)	0.00
				Run 2:	Int1:	15.58 (13.65)	(1)				0.00
					Int2:	37.12 (32.52)	(1)	I1-I2:	21.54 (18.87)	(9)	0.00
					Fin:	56.19 (49.23)	(2)	I2-Fin:	19.07 (16.71)	(5)	0.22
				Total:	Int1:	1:01.67 (54.03)	(1)				0.00
					Int2:	1:23.21 (1:12.90)	(1)				0.00
					Fin:	1:42.28 (1:29.61)	(1)				0.00
				2	45	LIANG Jingyi LW9-1	CHN	Run 1:	Int1:	16.60 (13.65)	(2)
	Int2:	35.92 (29.54)	(4)					I1-I2:	19.32 (15.89)	(20)	2.37
	Fin:	52.59 (43.26)	(3)					I2-Fin:	16.67 (13.72)	(15)	2.88
Run 2:	Int1:	16.97 (13.95)	(2)								0.30
	Int2:	39.62 (32.59)	(2)					I1-I2:	22.65 (18.64)	(14)	0.07
	Fin:	59.59 (49.01)	(1)					I2-Fin:	19.97 (16.42)	(13)	0.00
Total:	Int1:	1:09.56 (57.21)	(2)								3.18
	Int2:	1:32.21 (1:15.85)	(2)								2.95
	Fin:	1:52.18 (1:32.27)	(2)								2.66
3	24	HALL Adam LW1	NZL					Run 1:	Int1:	17.18 (14.10)	(8)
					Int2:	35.88 (29.45)	(2)	I1-I2:	18.70 (15.35)	(16)	2.28
					Fin:	52.02 (42.70)	(2)	I2-Fin:	16.14 (13.25)	(10)	2.32
				Run 2:	Int1:	17.95 (14.73)	(3)				1.08
					Int2:	41.68 (34.21)	(3)	I1-I2:	23.73 (19.48)	(17)	1.69
					Fin:	1:01.53 (50.51)	(3)	I2-Fin:	19.85 (16.30)	(12)	1.50
				Total:	Int1:	1:09.97 (57.43)	(3)				3.40
					Int2:	1:33.70 (1:16.91)	(3)				4.01
					Fin:	1:53.55 (1:33.21)	(3)				3.60
				4	15	PFYL Thomas LW9-2	SUI	Run 1:	Int1:	15.51 (13.69)	(3)
	Int2:	33.97 (30.00)	(6)					I1-I2:	18.46 (16.31)	(13)	2.83
	Fin:	50.52 (44.61)	(6)					I2-Fin:	16.55 (14.61)	(13)	4.23
Run 2:	Int1:	16.94 (14.96)	(4)								1.31
	Int2:	39.19 (34.61)	(5)					I1-I2:	22.25 (19.65)	(12)	2.09
	Fin:	58.97 (52.08)	(5)					I2-Fin:	19.78 (17.47)	(11)	3.07
Total:	Int1:	1:07.46 (59.57)	(4)								5.54
	Int2:	1:29.71 (1:19.22)	(4)								6.32
	Fin:	1:49.49 (1:36.69)	(4)								7.08



Performance Analysis by Rank 按排名评价表现

Number of Competitors: 26 Number of NPCs: 14

Rank	Bib	Name Sport Class	NPC Code	Positions			Partials		Difference Time		
				Run	Pos	Time	Rank	Time		Rank	
5	22	ORVARSSON Hilmar LW2	ISL	Run 1:	Int1:	14.85 (14.41)	(12)			1.89	
					Int2:	31.78 (30.84)	(10)	I1-I2:	16.93 (16.43)	(7)	3.67
					Fin:	46.54 (45.17)	(9)	I2-Fin:	14.76 (14.33)	(3)	4.79
				Run 2:	Int1:	15.72 (15.25)	(6)			1.60	
					Int2:	35.51 (34.46)	(4)	I1-I2:	19.79 (19.21)	(1)	1.94
					Fin:	53.32 (51.75)	(4)	I2-Fin:	17.81 (17.29)	(1)	2.74
				Total:	Int1:	1:02.26 (1:00.42)	(6)			6.39	
					Int2:	1:22.05 (1:19.63)	(5)			6.73	
					Fin:	1:39.86 (1:36.92)	(5)			7.31	
				6	26	WALSH Thomas Charles LW4	USA	Run 1:	Int1:	14.64 (14.08)	(7)
Int2:	31.33 (30.14)	(8)	I1-I2:						16.69 (16.06)	(4)	2.97
Fin:	46.81 (45.04)	(7)	I2-Fin:						15.48 (14.90)	(7)	4.66
Run 2:	Int1:	15.78 (15.18)	(5)							1.53	
	Int2:	36.67 (35.28)	(6)					I1-I2:	20.89 (20.10)	(3)	2.76
	Fin:	55.77 (53.66)	(6)					I2-Fin:	19.10 (18.38)	(6)	4.65
Total:	Int1:	1:02.59 (1:00.22)	(5)							6.19	
	Int2:	1:23.48 (1:20.32)	(6)							7.42	
	Fin:	1:42.58 (1:38.70)	(6)							9.09	
7	33	BROISIN Jordan LW4	FRA					Run 1:	Int1:	14.90 (14.33)	(10)
				Int2:	32.49 (31.26)	(11)	I1-I2:		17.59 (16.93)	(10)	4.09
				Fin:	48.06 (46.24)	(10)	I2-Fin:		15.57 (14.98)	(8)	5.86
				Run 2:	Int1:	16.16 (15.54)	(8)			1.89	
					Int2:	37.49 (36.07)	(8)	I1-I2:	21.33 (20.53)	(5)	3.55
					Fin:	56.60 (54.46)	(9)	I2-Fin:	19.11 (18.39)	(7)	5.45
				Total:	Int1:	1:04.22 (1:01.78)	(7)			7.75	
					Int2:	1:25.55 (1:22.31)	(7)			9.41	
					Fin:	1:44.66 (1:40.70)	(7)			11.09	
				8	31	WHITLEY James LW5/7-3	GBR	Run 1:	Int1:	16.16 (15.41)	(24)
Int2:	33.61 (32.06)	(14)	I1-I2:						17.45 (16.65)	(8)	4.89
Fin:	50.66 (48.32)	(18)	I2-Fin:						17.05 (16.26)	(21)	7.94
Run 2:	Int1:	16.25 (15.50)	(7)							1.85	
	Int2:	37.67 (35.93)	(7)					I1-I2:	21.42 (20.43)	(6)	3.41
	Fin:	56.90 (54.27)	(7)					I2-Fin:	19.23 (18.34)	(8)	5.26
Total:	Int1:	1:06.91 (1:03.82)	(10)							9.79	
	Int2:	1:28.33 (1:24.25)	(8)							11.35	
	Fin:	1:47.56 (1:42.59)	(8)							12.98	



Performance Analysis by Rank 按排名评价表现

Number of Competitors: 26 Number of NPCs: 14

Rank	Bib	Name Sport Class	NPC Code	Positions			Partials		Difference Time		
				Run	Pos	Time	Rank	Time		Rank	
9	30	KEEFE Jesse LW4	USA	Run 1:	Int1:	15.00 (14.43)	(13)			1.91	
					Int2:	32.94 (31.69)	(13)	I1-I2:	17.94 (17.26)	(11)	4.52
					Fin:	49.69 (47.81)	(14)	I2-Fin:	16.75 (16.12)	(17)	7.43
				Run 2:	Int1:	16.41 (15.78)	(13)			2.13	
					Int2:	37.90 (36.46)	(11)	I1-I2:	21.49 (20.68)	(7)	3.94
					Fin:	58.84 (56.61)	(15)	I2-Fin:	20.94 (20.15)	(16)	7.60
				Total:	Int1:	1:06.10 (1:03.59)	(8)			9.56	
					Int2:	1:27.59 (1:24.27)	(9)			11.37	
					Fin:	1:48.53 (1:44.42)	(9)			14.81	
				10	49	SUN Yanlong LW6/8-1	CHN	Run 1:	Int1:	15.71 (15.14)	(20)
Int2:	34.55 (33.31)	(23)	I1-I2:						18.84 (18.17)	(17)	6.14
Fin:	50.69 (48.88)	(20)	I2-Fin:						16.14 (15.57)	(10)	8.50
Run 2:	Int1:	16.41 (15.82)	(14)							2.17	
	Int2:	38.46 (37.08)	(14)					I1-I2:	22.05 (21.26)	(11)	4.56
	Fin:	57.74 (55.67)	(11)					I2-Fin:	19.28 (18.59)	(9)	6.66
Total:	Int1:	1:07.10 (1:04.70)	(13)							10.67	
	Int2:	1:29.15 (1:25.96)	(12)							13.06	
	Fin:	1:48.43 (1:44.55)	(10)							14.94	
11	35	FRANCE Martin LW9-1	SVK					Run 1:	Int1:	18.62 (15.31)	(23)
				Int2:	40.34 (33.18)	(20)	I1-I2:		21.72 (17.87)	(31)	6.01
				Fin:	59.24 (48.73)	(19)	I2-Fin:		18.90 (15.55)	(31)	8.35
				Run 2:	Int1:	19.15 (15.75)	(12)			2.10	
					Int2:	44.95 (36.97)	(13)	I1-I2:	25.80 (21.22)	(21)	4.45
					Fin:	1:08.14 (56.05)	(13)	I2-Fin:	23.19 (19.08)	(22)	7.04
				Total:	Int1:	1:18.39 (1:04.48)	(12)			10.45	
					Int2:	1:44.19 (1:25.70)	(11)			12.80	
					Fin:	2:07.38 (1:44.78)	(11)			15.17	
				12	17	TAKAHASHI Kohei LW9-2	JPN	Run 1:	Int1:	16.71 (14.75)	(16)
Int2:	36.99 (32.66)	(17)	I1-I2:						20.28 (17.91)	(24)	5.49
Fin:	54.37 (48.01)	(15)	I2-Fin:						17.38 (15.35)	(23)	7.63
Run 2:	Int1:	18.54 (16.37)	(18)							2.72	
	Int2:	42.39 (37.43)	(16)					I1-I2:	23.85 (21.06)	(19)	4.91
	Fin:	1:04.32 (56.80)	(16)					I2-Fin:	21.93 (19.37)	(19)	7.79
Total:	Int1:	1:12.91 (1:04.38)	(11)							10.35	
	Int2:	1:36.76 (1:25.44)	(10)							12.54	
	Fin:	1:58.69 (1:44.81)	(12)							15.20	



Performance Analysis by Rank 按排名评价表现

Number of Competitors: 26 Number of NPCs: 14

Rank	Bib	Name Sport Class	NPC Code	Positions			Partial		Difference Time		
				Run	Pos	Time	Rank	Time		Rank	
13	50	YAN Gong LW2	CHN	Run 1:	Int1:	15.74 (15.27)	(21)			2.75	
					Int2:	34.20 (33.19)	(21)	I1-I2:	18.46 (17.92)	(13)	6.02
					Fin:	51.29 (49.78)	(22)	I2-Fin:	17.09 (16.59)	(22)	9.40
				Run 2:	Int1:	16.03 (15.55)	(10)			1.90	
					Int2:	37.54 (36.43)	(10)	I1-I2:	21.51 (20.88)	(8)	3.91
					Fin:	57.08 (55.40)	(10)	I2-Fin:	19.54 (18.97)	(10)	6.39
				Total:	Int1:	1:07.32 (1:05.33)	(14)			11.30	
					Int2:	1:28.83 (1:26.21)	(13)			13.31	
					Fin:	1:48.37 (1:45.18)	(13)			15.57	
14	23	WOOD Spencer LW9-2	USA	Run 1:	Int1:	16.75 (14.79)	(17)			2.27	
					Int2:	37.28 (32.92)	(19)	I1-I2:	20.53 (18.13)	(25)	5.75
					Fin:	56.33 (49.75)	(21)	I2-Fin:	19.05 (16.83)	(33)	9.37
				Run 2:	Int1:	18.16 (16.03)	(16)			2.38	
					Int2:	42.02 (37.11)	(15)	I1-I2:	23.86 (21.08)	(20)	4.59
					Fin:	1:03.33 (55.93)	(12)	I2-Fin:	21.31 (18.82)	(17)	6.92
				Total:	Int1:	1:14.49 (1:05.78)	(15)			11.75	
					Int2:	1:38.35 (1:26.86)	(14)			13.96	
					Fin:	1:59.66 (1:45.68)	(14)			16.07	
15	46	SKOGLUND Arvid LW6/8-2	SWE	Run 1:	Int1:	15.77 (15.77)	(27)			3.25	
					Int2:	33.22 (33.22)	(22)	I1-I2:	17.45 (17.45)	(8)	6.05
					Fin:	49.96 (49.96)	(23)	I2-Fin:	16.74 (16.74)	(16)	9.58
				Run 2:	Int1:	15.85 (15.85)	(15)			2.20	
					Int2:	37.43 (37.43)	(16)	I1-I2:	21.58 (21.58)	(10)	4.91
					Fin:	56.11 (56.11)	(14)	I2-Fin:	18.68 (18.68)	(3)	7.10
				Total:	Int1:	1:05.81 (1:05.81)	(16)			11.78	
					Int2:	1:27.39 (1:27.39)	(15)			14.49	
					Fin:	1:46.07 (1:46.07)	(15)			16.46	
16	27	BURNHAM Oscar LW6/8-2	FRA	Run 1:	Int1:	14.35 (14.35)	(11)			1.83	
					Int2:	37.00 (37.00)	(33)	I1-I2:	22.65 (22.65)	(34)	9.83
					Fin:	51.92 (51.92)	(31)	I2-Fin:	14.92 (14.92)	(4)	11.54
				Run 2:	Int1:	15.74 (15.74)	(11)			2.09	
					Int2:	36.17 (36.17)	(9)	I1-I2:	20.43 (20.43)	(2)	3.65
					Fin:	54.38 (54.38)	(8)	I2-Fin:	18.21 (18.21)	(2)	5.37
				Total:	Int1:	1:07.66 (1:07.66)	(18)			13.63	
					Int2:	1:28.09 (1:28.09)	(16)			15.19	
					Fin:	1:46.30 (1:46.30)	(16)			16.69	



Performance Analysis by Rank 按排名评价表现

Number of Competitors: 26 Number of NPCs: 14

Rank	Bib	Name Sport Class	NPC Code	Positions			Partials		Difference Time		
				Run	Pos	Time	Rank	Time		Rank	
17	39	SEGERS Jules LW9-2	FRA	Run 1:	Int1:	16.86 (14.89)	(18)			2.37	
					Int2:	36.82 (32.51)	(16)	I1-I2:	19.96 (17.62)	(23)	5.34
					Fin:	54.60 (48.22)	(17)	I2-Fin:	17.78 (15.71)	(28)	7.84
				Run 2:	Int1:	17.60 (15.54)	(8)			1.89	
					Int2:	45.31 (40.01)	(21)	I1-I2:	27.71 (24.47)	(26)	7.49
					Fin:	1:06.08 (58.36)	(17)	I2-Fin:	20.77 (18.35)	(15)	9.35
				Total:	Int1:	1:12.20 (1:03.76)	(9)			9.73	
					Int2:	1:39.91 (1:28.23)	(17)			15.33	
					Fin:	2:00.68 (1:46.58)	(17)			16.97	
				18	51	KOIKE Gakuta LW6/8-2	JPN	Run 1:	Int1:	15.95 (15.95)	(32)
Int2:	34.54 (34.54)	(27)	I1-I2:						18.59 (18.59)	(15)	7.37
Fin:	51.06 (51.06)	(26)	I2-Fin:						16.52 (16.52)	(12)	10.68
Run 2:	Int1:	17.13 (17.13)	(23)							3.48	
	Int2:	40.04 (40.04)	(22)					I1-I2:	22.91 (22.91)	(15)	7.52
	Fin:	59.09 (59.09)	(18)					I2-Fin:	19.05 (19.05)	(4)	10.08
Total:	Int1:	1:08.19 (1:08.19)	(21)							14.16	
	Int2:	1:31.10 (1:31.10)	(21)							18.20	
	Fin:	1:50.15 (1:50.15)	(18)							20.54	
19	52	NILSSON GRASTO Marcus LW5/7-2	NOR					Run 1:	Int1:	17.07 (16.20)	(33)
				Int2:	36.49 (34.63)	(28)	I1-I2:		19.42 (18.43)	(21)	7.46
				Fin:	53.92 (51.17)	(27)	I2-Fin:		17.43 (16.54)	(24)	10.79
				Run 2:	Int1:	17.74 (16.83)	(22)			3.18	
					Int2:	41.00 (38.91)	(19)	I1-I2:	23.26 (22.08)	(16)	6.39
					Fin:	1:02.51 (59.32)	(19)	I2-Fin:	21.51 (20.41)	(18)	10.31
				Total:	Int1:	1:11.66 (1:08.00)	(19)			13.97	
					Int2:	1:34.92 (1:30.08)	(20)			17.18	
					Fin:	1:56.43 (1:50.49)	(19)			20.88	
				20	41	BOURDENX Manoel LW4	FRA	Run 1:	Int1:	16.51 (15.88)	(29)
Int2:	35.53 (34.18)	(25)	I1-I2:						19.02 (18.30)	(19)	7.01
Fin:	52.08 (50.11)	(24)	I2-Fin:						16.55 (15.93)	(13)	9.73
Run 2:	Int1:	17.31 (16.65)	(20)							3.00	
	Int2:	39.93 (38.42)	(18)					I1-I2:	22.62 (21.77)	(13)	5.90
	Fin:	1:03.19 (1:00.80)	(22)					I2-Fin:	23.26 (22.38)	(23)	11.79
Total:	Int1:	1:09.39 (1:06.76)	(17)							12.73	
	Int2:	1:32.01 (1:28.53)	(18)							15.63	
	Fin:	1:55.27 (1:50.91)	(20)							21.30	



Performance Analysis by Rank 按排名评价表现

Number of Competitors: 26 Number of NPCs: 14

Rank	Bib	Name Sport Class	NPC Code	Positions			Partials		Difference Time		
				Run	Pos	Time	Rank	Time		Rank	
21	48	RACHBAUER Manuel LW9-2	AUT	Run 1:	Int1:	18.40 (16.25)	(34)			3.73	
					Int2:	39.70 (35.06)	(31)	I1-I2:	21.30 (18.81)	(29)	7.89
					Fin:	58.23 (51.42)	(29)	I2-Fin:	18.53 (16.36)	(29)	11.04
				Run 2:	Int1:	19.89 (17.56)	(25)			3.91	
					Int2:	45.84 (40.48)	(23)	I1-I2:	25.95 (22.92)	(23)	7.96
					Fin:	1:08.16 (1:00.19)	(20)	I2-Fin:	22.32 (19.71)	(20)	11.18
				Total:	Int1:	1:18.12 (1:08.98)	(23)			14.95	
					Int2:	1:44.07 (1:31.90)	(22)			19.00	
					Fin:	2:06.39 (1:51.61)	(21)			22.00	
				22	44	STUUT Jeffrey LW3	NED	Run 1:	Int1:	18.16 (15.91)	(30)
Int2:	39.66 (34.75)	(29)	I1-I2:						21.50 (18.84)	(30)	7.58
Fin:	58.58 (51.32)	(28)	I2-Fin:						18.92 (16.57)	(32)	10.94
Run 2:	Int1:	19.73 (17.28)	(24)							3.63	
	Int2:	46.43 (40.68)	(24)					I1-I2:	26.70 (23.40)	(24)	8.16
	Fin:	1:09.31 (1:00.72)	(21)					I2-Fin:	22.88 (20.04)	(21)	11.71
Total:	Int1:	1:18.31 (1:08.60)	(22)							14.57	
	Int2:	1:45.01 (1:32.00)	(23)							19.10	
	Fin:	2:07.89 (1:52.04)	(22)							22.43	
23	57	MAZI Remi LW6/8-2	BEL					Run 1:	Int1:	17.82 (17.82)	(36)
				Int2:	38.39 (38.39)	(35)	I1-I2:		20.57 (20.57)	(26)	11.22
				Fin:	56.13 (56.13)	(32)	I2-Fin:		17.74 (17.74)	(27)	15.75
				Run 2:	Int1:	17.57 (17.57)	(26)			3.92	
					Int2:	41.33 (41.33)	(26)	I1-I2:	23.76 (23.76)	(18)	8.81
					Fin:	1:01.75 (1:01.75)	(25)	I2-Fin:	20.42 (20.42)	(14)	12.74
				Total:	Int1:	1:13.70 (1:13.70)	(24)			19.67	
					Int2:	1:37.46 (1:37.46)	(24)			24.56	
					Fin:	1:57.88 (1:57.88)	(23)			28.27	
				24	37	HALGREN Patrick LW2	USA	Run 1:	Int1:	15.59 (15.13)	(19)
Int2:	36.50 (35.42)	(32)	I1-I2:						20.91 (20.29)	(28)	8.25
Fin:	53.40 (51.83)	(30)	I2-Fin:						16.90 (16.41)	(19)	11.45
Run 2:	Int1:	16.78 (16.28)	(17)							2.63	
	Int2:	37.82 (36.70)	(12)					I1-I2:	21.04 (20.42)	(4)	4.18
	Fin:	1:13.35 (1:11.19)	(26)					I2-Fin:	35.53 (34.49)	(26)	22.18
Total:	Int1:	1:10.18 (1:08.11)	(20)							14.08	
	Int2:	1:31.22 (1:28.53)	(18)							15.63	
	Fin:	2:06.75 (2:03.02)	(24)							33.41	



Performance Analysis by Rank

按排名评价表现

Number of Competitors: 26 Number of NPCs: 14

Rank	Bib	Name Sport Class	NPC Code	Positions			Partials		Difference Time		
				Pos	Time	Rank	Pos	Time		Rank	
25	34	TOKAI Masahiko LW3	JPN	Run 1:	Int1:	17.79 (15.58)	(25)			3.06	
					Int2:	39.86 (34.92)	(30)	I1-I2:	22.07 (19.34)	(33)	7.75
					Fin:	1:15.93 (1:06.52)	(36)	I2-Fin:	36.07 (31.60)	(36)	26.14
				Run 2:	Int1:	18.90 (16.56)	(19)				2.91
					Int2:	44.82 (39.27)	(20)	I1-I2:	25.92 (22.71)	(22)	6.75
					Fin:	1:09.85 (1:01.20)	(23)	I2-Fin:	25.03 (21.93)	(25)	12.19
				Total:	Int1:	1:34.83 (1:23.08)	(25)				29.05
					Int2:	2:00.75 (1:45.79)	(25)				32.89
					Fin:	2:25.78 (2:07.72)	(25)				38.11
				26	47	AOKI Yamato LW3	JPN	Run 1:	Int1:	18.00 (15.77)	(27)
	Int2:	38.89 (34.07)	(24)					I1-I2:	20.89 (18.30)	(27)	6.90
	Fin:	1:23.52 (1:13.18)	(37)					I2-Fin:	44.63 (39.11)	(37)	32.80
Run 2:	Int1:	19.09 (16.72)	(21)								3.07
	Int2:	46.60 (40.83)	(25)					I1-I2:	27.51 (24.11)	(25)	8.31
	Fin:	1:10.32 (1:01.61)	(24)					I2-Fin:	23.72 (20.78)	(24)	12.60
Total:	Int1:	1:42.61 (1:29.90)	(26)								35.87
	Int2:	2:10.12 (1:54.01)	(26)								41.11
	Fin:	2:33.84 (2:14.79)	(26)								45.18

Intermediate Time Positions : Int. 1 = Inter1

Int. 2 = Inter2

Legend:					
Fin	Finish	Int	Intermediate	Ix	Intermediate x
Pos.	Intermediate or speed position				



Results 成绩

Jury

Technical Delegate	CARZERI Simone	ITA
WPAS Race Director	SKUTELJ SVETIC Anja	WPAS
Chief of Race	LIU Jin	CHN
Referee	WOLF Justus	GER
Start Referee	SAWANO Hiroshi	JPN
Finish Referee	DOJCINOVIC Jelena	BIH

Video Controller	SAWICKI Ozzie	CAN
WPAS OVR Race Administrator	NEMCIC Ivan	WPAS

Technical Data

Course Name	Ice River
Start Altitude	1680m
Finish Altitude	1500m
Vertical Drop	180m
WPAS Homologation Number	13889/12/20

Race Information Run 1

Course Setter	MAKOVNIK Martin	SVK
Gates/Turning Gates	50/48	
Start Time	8:30	

Race Information Run 2

Course Setter	KAVELAR Sascha	AUT
Gates/Turning Gates		
Start Time	12:30	

Number of Competitors: 39 Number of NPCs: 22

Rank	Bib Name	Sport Class	YB NPC Code	IT1	IT2	Result	Diff.
1	63 PEDERSEN Jesper	LW11	1999 NOR	12.99	27.79	41.19	
2	72 KAMPSCHREUR Jeroen	LW12-2	1999 NED	13.29	28.47	41.58	0.39
3	61 de SILVESTRO Rene	LW12-1	1996 ITA	13.86	28.87	42.22	1.03
4	73 SUZUKI Takeshi	LW12-2	1988 JPN	14.10	30.86	44.82	3.63
5	64 de LANGEN Niels	LW12-2	1998 NED	13.83	30.29	44.89	3.70
6	68 CHEN Liang	LW12-2	1997 CHN	13.88	30.88	45.89	4.70
7	71 MORII Taiki	LW11	1980 JPN	13.87	31.29	46.48	5.29
8	80 LI Xiang	LW10-1	1997 CHN	13.84	31.68	46.63	5.44
9	70 SLIVNIK Jernej	LW12-1	2000 SLO	14.74	31.60	46.73	5.54
10	77 BRAZ-DAGAND Lou	LW10-2	1995 FRA	14.68	32.13	47.14	5.95
11	87 HANLON Josh	LW12-2	1997 AUS	15.33	32.75	49.80	8.61
12	65 DRUGAN Ravi	LW12-2	1989 USA	15.30	33.61	50.63	9.44
13	82 WANG Hui	LW10-2	1996 CHN	14.98	35.80	51.71	10.52
14	60 BAMBUR Jasmin	LW11	1979 USA	15.40	32.41	51.74	10.55
15	84 ENIGL Robert	LW12-1	1983 USA	16.54	35.27	51.87	10.68
16	79 EWEN Aaron	LW11	1996 NZL	16.70	36.01	52.87	11.68
17	90 CHRISTEN Pascal	LW10-2	1992 SUI	16.12	35.86	54.83	13.64
18	91 SLEGG Alex	LW12-1	1991 GBR	16.52	37.95	54.88	13.69
19	89 BREWER Matthew Ryan	LW12-2	1975 USA	16.96	35.90	54.96	13.77
20	75 BAMBOUSEK Pavel	LW12-1	1984 CZE	15.25	36.13	55.34	14.15
21	95 DRAHOS Petr	LW12-1	1986 CZE	15.92	35.00	55.45	14.26
22	92 FUJIWARA Tetsu	LW11	1980 JPN	17.82	37.97	55.62	14.43
23	83 PLANTEY Enrique	LW11	1982 ARG	17.42	37.46	56.65	15.46
24	94 NYBO Adam Bording	LW12-1	2000 DEN	17.54	39.24	57.63	16.44
25	88 SHEEN Dan	LW12-2	1981 GBR	16.90	41.39	1:04.90	23.71
26	93 ROWLAND Brian	LW11	1986 CAN	18.16	41.41	1:06.32	25.13
27	97 DUMITY Richard	LW10-1	1997 HUN	21.59	48.32	1:12.11	30.92

DID NOT FINISH RUN 1: 11 competitors

62 KANO Akira	LW11	1986 JPN
67 YAN Hailing	LW12-2	2003 CHN
69 BISQUERTT HUDSON Nicolas	LW10-2	1998 CHI
74 SIKORSKI Igor	LW11	1990 POL
76 LIANG Zilu	LW12-2	2004 CHN
78 MEIJER Floris	LW10-2	1989 NED



Results 成绩

Number of Competitors: 39 Number of NPCs: 22

Rank	Bib Name	Sport Class	YB	NPC Code	IT1	IT2	Result	Diff.
81	TAULMAN Kyle	LW11	2001	USA				
85	HAN Sang Min	LW12-1	1979	KOR				
86	PELIT Murat	LW11	1982	SUI				
96	CATALAN Miguel	LW11	1997	CHI				
98	PEREZ Orlando	LW10-2	1975	PUR				

DID NOT START RUN 1: 1 competitor

66	GFATTERHOFER Markus	LW10-1	1991	AUT				
----	---------------------	--------	------	-----	--	--	--	--

Forerunners:							
Run 1:	A - GUO Quing	CHN	B - ZHU Yanan	CHN	C - ZHANG Yuying	CHN	
Run 2:	A - GUO Quing	CHN	B - ZHU Yanan	CHN	C - ZHANG Yuying	CHN	

Conditions on course:							
Run 1	SUNNY	Snow:	HARD PACKED	Temperature - Start:	0°C	Temperature - Finish:	4°C

Legend:							
Diff.	Difference	IT1	Intermediate time 1	IT2	Intermediate time 2	YB	Year of Birth



Results 成绩

Jury

Technical Delegate	CARZERI Simone	ITA
WPAS Race Director	SKUTELJ SVETIC Anja	WPAS
Chief of Race	LIU Jin	CHN
Referee	WOLF Justus	GER
Start Referee	SAWANO Hiroshi	JPN
Finish Referee	DOJCINOVIC Jelena	BIH

Video Controller	SAWICKI Ozzie	CAN
WPAS OVR Race Administrator	NEMCIC Ivan	WPAS

Race Information Run 1

Course Setter	MAKOVNIK Martin	SVK
Gates/Turning Gates	50/48	
Start Time	8:30	

Technical Data

Course Name	Ice River
Start Altitude	1680m
Finish Altitude	1500m
Vertical Drop	180m
WPAS Homologation Number	13889/12/20

Race Information Run 2

Course Setter	KAVELAR Sascha	AUT
Gates/Turning Gates	56/55	
Start Time	12:30	

Number of Competitors: 39 Number of NPCs: 22

Rank	Bib Name	Sport Class	YB	NPC Code	Run 1	IT1	IT2	Run 2	Result	Diff.	Race Pts.
1	63 PEDERSEN Jesper	LW11	1999	NOR	41.19 (1)	13.70	32.91	49.91 (1)	1:31.10		0.00
2	64 de LANGEN Niels	LW12-2	1998	NED	44.89 (5)	14.67	34.96	52.29 (2)	1:37.18	6.08	48.72
3	61 de SILVESTRO Rene	LW12-1	1996	ITA	42.22 (3)	18.94	38.01	56.22 (7)	1:38.44	7.34	58.82
4	80 LI Xiang	LW10-1	1997	CHN	46.63 (8)	14.42	36.41	55.17 (5)	1:41.80	10.70	85.74
5	71 MORII Taiki	LW11	1980	JPN	46.48 (7)	14.98	36.52	56.07 (6)	1:42.55	11.45	91.75
6	87 HANLON Josh	LW12-2	1997	AUS	49.80(11)	15.62	36.20	53.88 (3)	1:43.68	12.58	100.81
7	77 BRAZ-DAGAND Lou	LW10-2	1995	FRA	47.14(10)	15.83	38.63	58.53(10)	1:45.67	14.57	116.75
8	60 BAMBUR Jasmin	LW11	1979	USA	51.74(14)	15.76	36.85	55.16 (4)	1:46.90	15.80	126.61
9	79 EWEN Aaron	LW11	1996	NZL	52.87(16)	16.06	38.46	57.29 (8)	1:50.16	19.06	152.73
10	65 DRUGAN Ravi	LW12-2	1989	USA	50.63(12)	15.95	39.64	1:00.36(11)	1:50.99	19.89	159.38
11	83 PLANTEY Enrique	LW11	1982	ARG	56.65(23)	16.78	38.18	57.61 (9)	1:54.26	23.16	185.59
12	89 BREWER Matthew Ryan	LW12-2	1975	USA	54.96(19)	17.93	40.69	1:00.52(12)	1:55.48	24.38	195.36
13	68 CHEN Liang	LW12-2	1997	CHN	45.89 (6)	19.90	40.60	1:10.38(14)	1:56.27	25.17	201.69
14	90 CHRISTEN Pascal	LW10-2	1992	SUI	54.83(17)	16.55	40.51	1:01.99(13)	1:56.82	25.72	206.10
15	84 ENIGL Robert	LW12-1	1983	USA	51.87(15)	34.57	57.26	1:19.82(15)	2:11.69	40.59	325.25
16	97 DUMITY Richard	LW10-1	1997	HUN	1:12.11(27)	24.11	54.94	1:21.86(16)	2:33.97	1:02.87	503.79

DID NOT FINISH RUN 2: 9 competitors

70 SLIVNIK Jernej	LW12-1	2000	SLO
72 KAMPSCHEUR Jeroen	LW12-2	1999	NED
73 SUZUKI Takeshi	LW12-2	1988	JPN
75 BAMBOUSEK Pavel	LW12-1	1984	CZE
82 WANG Hui	LW10-2	1996	CHN
88 SHEEN Dan	LW12-2	1981	GBR
92 FUJIWARA Tetsu	LW11	1980	JPN
93 ROWLAND Brian	LW11	1986	CAN
95 DRAHOS Petr	LW12-1	1986	CZE

DISQUALIFIED RUN 2: 2 competitors

91 SLEGG Alex	LW12-1	1991	GBR
---------------	--------	------	-----



Results 成绩

Number of Competitors: 39 Number of NPCs: 22

Rank	Bib Name	Sport Class	YB	NPC Code	Run 1	IT1	IT2	Run 2	Result	Diff.	Race Pts.
------	----------	-------------	----	----------	-------	-----	-----	-------	--------	-------	-----------

94 NYBO Adam Bording LW12-1 2000 DEN

DID NOT FINISH RUN 1: 11 competitors

62 KANO Akira LW11 1986 JPN
 67 YAN Hailing LW12-2 2003 CHN
 69 BISQUERTT HUDSON Nicolas LW10-2 1998 CHI
 74 SIKORSKI Igor LW11 1990 POL
 76 LIANG Zilu LW12-2 2004 CHN
 78 MEIJER Floris LW10-2 1989 NED
 81 TAULMAN Kyle LW11 2001 USA
 85 HAN Sang Min LW12-1 1979 KOR
 86 PELIT Murat LW11 1982 SUI
 96 CATALAN Miguel LW11 1997 CHI
 98 PEREZ Orlando LW10-2 1975 PUR

DID NOT START RUN 1: 1 competitor

66 GFATTERHOFER Markus LW10-1 1991 AUT

Forerunners:							
Run 1:	A - GUO Quing	CHN	B - ZHU Yanan	CHN	C - ZHANG Yuying	CHN	
Run 2:	A - GUO Quing	CHN	B - ZHU Yanan	CHN	C - ZHANG Yuying	CHN	

Conditions on course:							
Run 1	SUNNY	Snow:	HARD PACKED	Temperature - Start:	0°C	Temperature - Finish:	4°C
Run 2	PARTLY CLOUDY	Snow:	SOFT	Temperature - Start:	2°C	Temperature - Finish:	6°C

Legend:							
Diff.	Difference	IT1	Intermediate time 1	IT2	Intermediate time 2	YB	Year of Birth

SUN 13 MAR 2022 / Yanqing National Alpine Skiing Centre (CHN) / 12050



Performance Analysis by Rank 按排名评价表现

Number of Competitors: 16 Number of NPCs: 12

Rank	Bib	Name Sport Class	NPC Code	Positions			Partials		Difference Time			
				Run	Pos	Time	Rank	Time		Rank		
1	63	PEDERSEN Jesper LW11	NOR	Run 1:	Int1:	17.55 (12.99)	(1)			0.00		
					Int2:	37.53 (27.79)	(1)	I1-I2:	19.98 (14.80)	(3)	0.00	
					Fin:	55.63 (41.19)	(1)	I2-Fin:	18.10 (13.40)	(4)	0.00	
				Run 2:	Int1:	18.51 (13.70)	(1)			0.00		
					Int2:	44.45 (32.91)	(1)	I1-I2:	25.94 (19.21)	(3)	0.00	
					Fin:	1:07.41 (49.91)	(1)	I2-Fin:	22.96 (17.00)	(3)	0.00	
				Total:	Int1:	1:14.14 (54.89)	(1)			0.00		
					Int2:	1:40.08 (1:14.10)	(1)			0.00		
							Fin:	2:03.04 (1:31.10)	(1)			0.00
				2	64	de LANGEN Niels LW12-2	NED	Run 1:	Int1:	17.49 (13.83)	(3)	
Int2:	38.29 (30.29)	(4)	I1-I2:						20.80 (16.46)	(4)	2.50	
Fin:	56.74 (44.89)	(5)	I2-Fin:						18.45 (14.60)	(5)	3.70	
Run 2:	Int1:	18.54 (14.67)	(3)							0.97		
	Int2:	44.19 (34.96)	(2)					I1-I2:	25.65 (20.29)	(2)	2.05	
	Fin:	1:06.09 (52.29)	(2)					I2-Fin:	21.90 (17.33)	(1)	2.38	
Total:	Int1:	1:15.28 (59.56)	(2)							4.67		
	Int2:	1:40.93 (1:19.85)	(2)							5.75		
			Fin:					2:02.83 (1:37.18)	(2)			6.08
3	61	de SILVESTRO Rene LW12-1	ITA					Run 1:	Int1:	18.21 (13.86)	(5)	
				Int2:	37.93 (28.87)	(3)	I1-I2:		19.72 (15.01)	(2)	1.08	
				Fin:	55.47 (42.22)	(3)	I2-Fin:		17.54 (13.35)	(2)	1.03	
				Run 2:	Int1:	24.88 (18.94)	(13)			5.24		
					Int2:	49.94 (38.01)	(7)	I1-I2:	25.06 (19.07)	(1)	5.10	
					Fin:	1:13.86 (56.22)	(7)	I2-Fin:	23.92 (18.21)	(4)	6.31	
				Total:	Int1:	1:20.35 (1:01.16)	(4)			6.27		
					Int2:	1:45.41 (1:20.23)	(3)			6.13		
							Fin:	2:09.33 (1:38.44)	(3)			7.34
				4	80	LI Xiang LW10-1	CHN	Run 1:	Int1:	20.42 (13.84)	(4)	
Int2:	46.72 (31.68)	(9)	I1-I2:						26.30 (17.84)	(17)	3.89	
Fin:	1:08.77 (46.63)	(8)	I2-Fin:						22.05 (14.95)	(14)	5.44	
Run 2:	Int1:	21.27 (14.42)	(2)							0.72		
	Int2:	53.70 (36.41)	(4)					I1-I2:	32.43 (21.99)	(14)	3.50	
	Fin:	1:21.35 (55.17)	(5)					I2-Fin:	27.65 (18.76)	(12)	5.26	
Total:	Int1:	1:30.04 (1:01.05)	(3)							6.16		
	Int2:	2:02.47 (1:23.04)	(5)							8.94		
			Fin:					2:30.12 (1:41.80)	(4)			10.70



Performance Analysis by Rank 按排名评价表现

Number of Competitors: 16 Number of NPCs: 12

Rank	Bib	Name Sport Class	NPC Code	Positions			Partials		Difference Time		
				Run	Pos	Time	Rank	Time		Rank	
5	71	MORII Taiki LW11	JPN	Run 1:	Int1:	18.74 (13.87)	(6)			0.88	
					Int2:	42.26 (31.29)	(7)	I1-I2:	23.52 (17.42)	(11)	3.50
					Fin:	1:02.77 (46.48)	(7)	I2-Fin:	20.51 (15.19)	(8)	5.29
				Run 2:	Int1:	20.24 (14.98)	(4)			1.28	
					Int2:	49.33 (36.52)	(5)	I1-I2:	29.09 (21.54)	(9)	3.61
					Fin:	1:15.72 (56.07)	(6)	I2-Fin:	26.39 (19.55)	(10)	6.16
				Total:	Int1:	1:23.01 (1:01.46)	(5)			6.57	
					Int2:	1:52.10 (1:23.00)	(4)			8.90	
					Fin:	2:18.49 (1:42.55)	(5)			11.45	
6	87	HANLON Josh LW12-2	AUS	Run 1:	Int1:	19.38 (15.33)	(14)			2.34	
					Int2:	41.40 (32.75)	(12)	I1-I2:	22.02 (17.42)	(7)	4.96
					Fin:	1:02.94 (49.80)	(11)	I2-Fin:	21.54 (17.05)	(11)	8.61
				Run 2:	Int1:	19.75 (15.62)	(5)			1.92	
					Int2:	45.76 (36.20)	(3)	I1-I2:	26.01 (20.58)	(4)	3.29
					Fin:	1:08.10 (53.88)	(3)	I2-Fin:	22.34 (17.68)	(2)	3.97
				Total:	Int1:	1:22.69 (1:05.42)	(7)			10.53	
					Int2:	1:48.70 (1:26.00)	(7)			11.90	
					Fin:	2:11.04 (1:43.68)	(6)			12.58	
7	77	BRAZ-DAGAND Lou LW10-2	FRA	Run 1:	Int1:	20.10 (14.68)	(9)			1.69	
					Int2:	43.99 (32.13)	(10)	I1-I2:	23.89 (17.45)	(12)	4.34
					Fin:	1:04.53 (47.14)	(10)	I2-Fin:	20.54 (15.01)	(9)	5.95
				Run 2:	Int1:	21.67 (15.83)	(7)			2.13	
					Int2:	52.88 (38.63)	(10)	I1-I2:	31.21 (22.80)	(13)	5.72
					Fin:	1:20.12 (58.53)	(10)	I2-Fin:	27.24 (19.90)	(11)	8.62
				Total:	Int1:	1:26.20 (1:02.97)	(6)			8.08	
					Int2:	1:57.41 (1:25.77)	(6)			11.67	
					Fin:	2:24.65 (1:45.67)	(7)			14.57	
8	60	BAMBUR Jasmin LW11	USA	Run 1:	Int1:	20.80 (15.40)	(15)			2.41	
					Int2:	43.77 (32.41)	(11)	I1-I2:	22.97 (17.01)	(9)	4.62
					Fin:	1:09.88 (51.74)	(14)	I2-Fin:	26.11 (19.33)	(23)	10.55
				Run 2:	Int1:	21.29 (15.76)	(6)			2.06	
					Int2:	49.77 (36.85)	(6)	I1-I2:	28.48 (21.09)	(6)	3.94
					Fin:	1:14.50 (55.16)	(4)	I2-Fin:	24.73 (18.31)	(5)	5.25
				Total:	Int1:	1:31.17 (1:07.50)	(10)			12.61	
					Int2:	1:59.65 (1:28.59)	(9)			14.49	
					Fin:	2:24.38 (1:46.90)	(8)			15.80	



Performance Analysis by Rank 按排名评价表现

Number of Competitors: 16 Number of NPCs: 12

Rank	Bib	Name Sport Class	NPC Code	Positions			Partials		Difference Time		
				Run	Pos	Time	Rank	Pos		Time	Rank
9	79	EWEN Aaron LW11	NZL	Run 1:	Int1:	22.56 (16.70)	(20)			3.71	
					Int2:	48.63 (36.01)	(19)	I1-I2:	26.07 (19.31)	(16)	8.22
					Fin:	1:11.41 (52.87)	(16)	I2-Fin:	22.78 (16.86)	(16)	11.68
				Run 2:	Int1:	21.70 (16.06)	(9)				2.36
					Int2:	51.94 (38.46)	(9)	I1-I2:	30.24 (22.40)	(12)	5.55
					Fin:	1:17.37 (57.29)	(8)	I2-Fin:	25.43 (18.83)	(7)	7.38
				Total:	Int1:	1:33.11 (1:08.93)	(11)				14.04
					Int2:	2:03.35 (1:31.33)	(11)				17.23
					Fin:	2:28.78 (1:50.16)	(9)				19.06
10	65	DRUGAN Ravi LW12-2	USA	Run 1:	Int1:	19.34 (15.30)	(13)			2.31	
					Int2:	42.48 (33.61)	(13)	I1-I2:	23.14 (18.31)	(10)	5.82
					Fin:	1:03.99 (50.63)	(12)	I2-Fin:	21.51 (17.02)	(10)	9.44
				Run 2:	Int1:	20.16 (15.95)	(8)				2.25
					Int2:	50.10 (39.64)	(11)	I1-I2:	29.94 (23.69)	(11)	6.73
					Fin:	1:16.28 (1:00.36)	(11)	I2-Fin:	26.18 (20.72)	(8)	10.45
				Total:	Int1:	1:24.15 (1:06.58)	(9)				11.69
					Int2:	1:54.09 (1:30.27)	(10)				16.17
					Fin:	2:20.27 (1:50.99)	(10)				19.89
11	83	PLANTEY Enrique LW11	ARG	Run 1:	Int1:	23.53 (17.42)	(23)			4.43	
					Int2:	50.59 (37.46)	(21)	I1-I2:	27.06 (20.04)	(19)	9.67
					Fin:	1:16.51 (56.65)	(23)	I2-Fin:	25.92 (19.19)	(21)	15.46
				Run 2:	Int1:	22.67 (16.78)	(11)				3.08
					Int2:	51.56 (38.18)	(8)	I1-I2:	28.89 (21.40)	(8)	5.27
					Fin:	1:17.80 (57.61)	(9)	I2-Fin:	26.24 (19.43)	(9)	7.70
				Total:	Int1:	1:39.18 (1:13.43)	(14)				18.54
					Int2:	2:08.07 (1:34.83)	(12)				20.73
					Fin:	2:34.31 (1:54.26)	(11)				23.16
12	89	BREWER Matthew Ryan LW12-2	USA	Run 1:	Int1:	21.44 (16.96)	(22)			3.97	
					Int2:	45.37 (35.90)	(18)	I1-I2:	23.93 (18.94)	(13)	8.11
					Fin:	1:09.46 (54.96)	(19)	I2-Fin:	24.09 (19.06)	(18)	13.77
				Run 2:	Int1:	22.66 (17.93)	(12)				4.23
					Int2:	51.43 (40.69)	(14)	I1-I2:	28.77 (22.76)	(7)	7.78
					Fin:	1:16.49 (1:00.52)	(12)	I2-Fin:	25.06 (19.83)	(6)	10.61
				Total:	Int1:	1:32.12 (1:12.89)	(13)				18.00
					Int2:	2:00.89 (1:35.65)	(14)				21.55
					Fin:	2:25.95 (1:55.48)	(12)				24.38



Performance Analysis by Rank 按排名评价表现

Number of Competitors: 16 Number of NPCs: 12

Rank	Bib	Name Sport Class	NPC Code	Positions			Partials		Difference Time		
				Run	Pos	Time	Rank	Pos		Time	Rank
13	68	CHEN Liang LW12-2	CHN	Run 1:	Int1:	17.55 (13.88)	(7)			0.89	
					Int2:	39.03 (30.88)	(6)	I1-I2:	21.48 (17.00)	(6)	3.09
					Fin:	58.00 (45.89)	(6)	I2-Fin:	18.97 (15.01)	(6)	4.70
				Run 2:	Int1:	25.15 (19.90)	(14)				6.20
					Int2:	51.31 (40.60)	(13)	I1-I2:	26.16 (20.70)	(5)	7.69
					Fin:	1:28.95 (1:10.38)	(14)	I2-Fin:	37.64 (29.78)	(15)	20.47
				Total:	Int1:	1:23.15 (1:05.79)	(8)				10.90
					Int2:	1:49.31 (1:26.49)	(8)				12.39
					Fin:	2:26.95 (1:56.27)	(13)				25.17
14	90	CHRISTEN Pascal LW10-2	SUI	Run 1:	Int1:	22.07 (16.12)	(17)			3.13	
					Int2:	49.09 (35.86)	(17)	I1-I2:	27.02 (19.74)	(18)	8.07
					Fin:	1:15.05 (54.83)	(17)	I2-Fin:	25.96 (18.97)	(22)	13.64
				Run 2:	Int1:	22.66 (16.55)	(10)				2.85
					Int2:	55.45 (40.51)	(12)	I1-I2:	32.79 (23.96)	(15)	7.60
					Fin:	1:24.86 (1:01.99)	(13)	I2-Fin:	29.41 (21.48)	(13)	12.08
				Total:	Int1:	1:37.71 (1:11.38)	(12)				16.49
					Int2:	2:10.50 (1:35.34)	(13)				21.24
					Fin:	2:39.91 (1:56.82)	(14)				25.72
15	84	ENIGL Robert LW12-1	USA	Run 1:	Int1:	21.73 (16.54)	(19)			3.55	
					Int2:	46.34 (35.27)	(15)	I1-I2:	24.61 (18.73)	(14)	7.48
					Fin:	1:08.14 (51.87)	(15)	I2-Fin:	21.80 (16.60)	(13)	10.68
				Run 2:	Int1:	45.41 (34.57)	(16)				20.87
					Int2:	1:15.22 (57.26)	(16)	I1-I2:	29.81 (22.69)	(10)	24.35
					Fin:	1:44.86 (1:19.82)	(15)	I2-Fin:	29.64 (22.56)	(14)	29.91
				Total:	Int1:	1:53.55 (1:26.44)	(15)				31.55
					Int2:	2:23.36 (1:49.13)	(15)				35.03
					Fin:	2:53.00 (2:11.69)	(15)				40.59
16	97	DUMITY Richard LW10-1	HUN	Run 1:	Int1:	31.84 (21.59)	(27)			8.60	
					Int2:	1:11.26 (48.32)	(27)	I1-I2:	39.42 (26.73)	(27)	20.53
					Fin:	1:46.34 (1:12.11)	(27)	I2-Fin:	35.08 (23.79)	(27)	30.92
				Run 2:	Int1:	35.55 (24.11)	(15)				10.41
					Int2:	1:21.02 (54.94)	(15)	I1-I2:	45.47 (30.83)	(16)	22.03
					Fin:	2:00.71 (1:21.86)	(16)	I2-Fin:	39.69 (26.92)	(16)	31.95
				Total:	Int1:	2:21.89 (1:36.22)	(16)				41.33
					Int2:	3:07.36 (2:07.05)	(16)				52.95
					Fin:	3:47.05 (2:33.97)	(16)				1:02.87



Results 成绩

Jury

Technical Delegate	CARZERI Simone	ITA
WPAS Race Director	SKUTELJ SVETIC Anja	WPAS
Chief of Race	LIU Jin	CHN
Referee	WOLF Justus	GER
Start Referee	SAWANO Hiroshi	JPN
Finish Referee	DOJCINOVIC Jelena	BIH

Video Controller	SAWICKI Ozzie	CAN
WPAS OVR Race Administrator	NEMCIC Ivan	WPAS

Race Information Run 1

Course Setter	MAKOVNIK Martin	SVK
Gates/Turning Gates	50/48	
Start Time	8:30	

Technical Data

Course Name	Ice River
Start Altitude	1680m
Finish Altitude	1500m
Vertical Drop	180m
WPAS Homologation Number	13889/12/20

Race Information Run 2

Course Setter	KAVELAR Sascha	AUT
Gates/Turning Gates		
Start Time	12:30	

Number of Competitors: 13 Number of NPCs: 10

Rank	Bib Name	Sport Class	YB	NPC Code	IT1	IT2	Result	Diff.
1	3 BERTAGNOLLI Giacomo Guide: RAVELLI Andrea	B3	1999	ITA	12.58	26.89	39.62	
2	1 AIGNER Johannes Guide: FLEISCHMANN Matteo	B2	2005	AUT	12.61	27.29	40.22	0.60
3	7 HARAUS Miroslav Guide: HUDIK Maros	B2	1986	SVK	13.19	29.48	44.63	5.01
4	5 DELEPLACE Hyacinthe Guide: JOURDAN Maxime	B2	1989	FRA	13.90	30.46	45.07	5.45
5	2 KRAKO Jakub Guide: BROZMAN Branislav	B2	1990	SVK	14.13	30.59	45.23	5.61
6	9 LEACH Logan Guide: PETIT Julien	B3	2002	CAN	14.90	32.89	48.82	9.20
7	13 KUBACKA Marek Guide: ZATOVICOVA Maria	B1	1988	SVK	14.95	34.87	50.13	10.51
8	10 MIZDRAK Damir Guide: COCH Marija	B2	1991	CRO	15.14	34.24	50.88	11.26
9	8 JENSEN Patrick Guide: HODGSON Amelia	B2	1996	AUS	15.58	36.65	53.22	13.60
10	12 HETMER Patrik Guide: MACALA Miroslav	B2	1983	CZE	16.04	35.24	53.70	14.08
11	6 SIMPSON Neil Guide: SIMPSON Andrew	B3	2002	GBR	13.69	30.18	1:01.75	22.13

DID NOT FINISH RUN 1: 1 competitor

11 HWANG Mingyu Guide: HAN Sehyeon	B3	1996	KOR
---------------------------------------	----	------	-----

DID NOT START RUN 1: 1 competitor

4 SCHARNAGL Michael Guide: ERHARTER Florian	B2	1989	AUT
--	----	------	-----

Forerunners:

Run 1:	A - GUO Quing	CHN	B - ZHU Yanan	CHN	C - ZHANG Yuying	CHN
Run 2:	A - GUO Quing	CHN	B - ZHU Yanan	CHN	C - ZHANG Yuying	CHN

Conditions on course:

Run 1	SUNNY	Snow:	HARD PACKED	Temperature - Start:	0°C	Temperature - Finish:	4°C
-------	-------	-------	-------------	----------------------	-----	-----------------------	-----

Legend:

Diff.	Difference	IT1	Intermediate time 1	IT2	Intermediate time 2	YB	Year of Birth
-------	------------	-----	---------------------	-----	---------------------	----	---------------



Results 成绩

Jury

Technical Delegate	CARZERI Simone	ITA
WPAS Race Director	SKUTELJ SVETIC Anja	WPAS
Chief of Race	LIU Jin	CHN
Referee	WOLF Justus	GER
Start Referee	SAWANO Hiroshi	JPN
Finish Referee	DOJCINOVIC Jelena	BIH

Video Controller	SAWICKI Ozzie	CAN
WPAS OVR Race Administrator	NEMCIC Ivan	WPAS

Race Information Run 1

Course Setter	MAKOVNIK Martin	SVK
Gates/Turning Gates	50/48	
Start Time	8:30	

Technical Data

Course Name	Ice River
Start Altitude	1680m
Finish Altitude	1500m
Vertical Drop	180m
WPAS Homologation Number	13889/12/20

Race Information Run 2

Course Setter	KAVELAR Sascha	AUT
Gates/Turning Gates	56/55	
Start Time	12:30	

Number of Competitors: 13 Number of NPCs: 10

Rank	Bib Name	Sport Class	YB	NPC Code	Run 1	IT1	IT2	Run 2	Result	Diff.	Race Pts.
1	3 BERTAGNOLLI Giacomo Guide: RAVELLI Andrea	B3	1999	ITA	39.62 (1)	13.59	31.54	47.20 (2)	1:26.82		0.00
2	1 AIGNER Johannes Guide: FLEISCHMANN Matteo	B2	2005	AUT	40.22 (2)	13.29	31.30	46.88 (1)	1:27.10	0.28	2.35
3	7 HARAUS Miroslav Guide: HUDIK Maros	B2	1986	SVK	44.63 (3)	14.58	33.81	51.59 (4)	1:36.22	9.40	79.04
4	5 DELEPLACE Hyacinthe Guide: JOURDAN Maxime	B2	1989	FRA	45.07 (4)	14.25	34.03	52.08 (5)	1:37.15	10.33	86.86
5	9 LEACH Logan Guide: PETIT Julien	B3	2002	CAN	48.82 (6)	16.01	36.83	55.06 (6)	1:43.88	17.06	143.44
6	13 KUBACKA Marek Guide: ZATOVICOVA Maria	B1	1988	SVK	50.13 (7)	16.11	37.82	56.27 (7)	1:46.40	19.58	164.63
7	10 MIZDRAK Damir Guide: COCH Marija	B2	1991	CRO	50.88 (8)	16.34	38.08	57.09 (8)	1:47.97	21.15	177.83
8	8 JENSEN Patrick Guide: HODGSON Amelia	B2	1996	AUS	53.22 (9)	16.57	39.43	58.66 (9)	1:51.88	25.06	210.71
9	6 SIMPSON Neil Guide: SIMPSON Andrew	B3	2002	GBR	1:01.75(11)	14.58	34.08	51.40 (3)	1:53.15	26.33	221.39
10	12 HETMER Patrik Guide: MACALA Miroslav	B2	1983	CZE	53.70(10)	16.30	39.22	1:00.52(10)	1:54.22	27.40	230.38

DID NOT FINISH RUN 2: 1 competitor

2 KRAKO Jakub
Guide: BROZMAN Branislav

DID NOT FINISH RUN 1: 1 competitor

11 HWANG Mingyu
Guide: HAN Sehyeon

DID NOT START RUN 1: 1 competitor

4 SCHARNAGL Michael
Guide: ERHARTER Florian



Results 成绩

Number of Competitors: 13 Number of NPCs: 10

Rank	Bib Name	Sport Class	YB	NPC Code	Run 1	IT1	IT2	Run 2	Result	Diff.	Race Pts.
------	----------	-------------	----	----------	-------	-----	-----	-------	--------	-------	-----------

Forerunners:											
Run 1:	A - GUO Quing	CHN	B - ZHU Yanan	CHN	C - ZHANG Yuying	CHN					
Run 2:	A - GUO Quing	CHN	B - ZHU Yanan	CHN	C - ZHANG Yuying	CHN					

Conditions on course:											
Run 1	SUNNY	Snow:	HARD PACKED	Temperature - Start:	0°C	Temperature - Finish:	4°C				
Run 2	PARTLY CLOUDY	Snow:	SOFT	Temperature - Start:	2°C	Temperature - Finish:	6°C				

Legend:											
Diff.	Difference	IT1	Intermediate time 1	IT2	Intermediate time 2	YB	Year of Birth				

SUN 13 MAR 2022 / Yanqing National Alpine Skiing Centre (CHN) / 03030



Performance Analysis by Rank 按排名评价表现

Number of Competitors: 10 Number of NPCs: 9

Rank	Bib	Name Sport Class	NPC Code	Positions			Partials		Difference Time		
				Run	Pos	Time	Rank	Time		Rank	
1	3	BERTAGNOLLI Giacomo B3	ITA	Run 1:	Int1:	14.86 (12.58)	(1)			0.00	
					Int2:	31.77 (26.89)	(1)	I1-I2:	16.91 (14.31)	(1)	0.00
					Fin:	46.80 (39.62)	(1)	I2-Fin:	15.03 (12.73)	(1)	0.00
				Run 2:	Int1:	16.06 (13.59)	(2)				0.30
					Int2:	37.26 (31.54)	(2)	I1-I2:	21.20 (17.95)	(1)	0.24
					Fin:	55.76 (47.20)	(2)	I2-Fin:	18.50 (15.66)	(1)	0.32
				Total:	Int1:	1:02.86 (53.21)	(1)				0.00
					Int2:	1:24.06 (1:11.16)	(1)				0.00
					Fin:	1:42.56 (1:26.82)	(1)				0.00
2	1	AIGNER Johannes B2	AUT	Run 1:	Int1:	15.59 (12.61)	(2)			0.03	
					Int2:	33.74 (27.29)	(2)	I1-I2:	18.15 (14.68)	(2)	0.40
					Fin:	49.72 (40.22)	(2)	I2-Fin:	15.98 (12.93)	(2)	0.60
				Run 2:	Int1:	16.44 (13.29)	(1)				0.00
					Int2:	38.69 (31.30)	(1)	I1-I2:	22.25 (18.01)	(2)	0.00
					Fin:	57.96 (46.88)	(1)	I2-Fin:	19.27 (15.58)	(2)	0.00
				Total:	Int1:	1:06.16 (53.51)	(2)				0.30
					Int2:	1:28.41 (1:11.52)	(2)				0.36
					Fin:	1:47.68 (1:27.10)	(2)				0.28
3	7	HARAUS Miroslav B2	SVK	Run 1:	Int1:	16.31 (13.19)	(3)			0.61	
					Int2:	36.45 (29.48)	(3)	I1-I2:	20.14 (16.29)	(4)	2.59
					Fin:	55.17 (44.63)	(3)	I2-Fin:	18.72 (15.15)	(5)	5.01
				Run 2:	Int1:	18.03 (14.58)	(4)				1.29
					Int2:	41.80 (33.81)	(3)	I1-I2:	23.77 (19.23)	(4)	2.51
					Fin:	1:03.78 (51.59)	(4)	I2-Fin:	21.98 (17.78)	(5)	4.71
				Total:	Int1:	1:13.20 (59.21)	(3)				6.00
					Int2:	1:36.97 (1:18.44)	(3)				7.28
					Fin:	1:58.95 (1:36.22)	(3)				9.40
4	5	DELEPLACE Hyacinthe B2	FRA	Run 1:	Int1:	17.19 (13.90)	(5)			1.32	
					Int2:	37.66 (30.46)	(5)	I1-I2:	20.47 (16.56)	(6)	3.57
					Fin:	55.72 (45.07)	(4)	I2-Fin:	18.06 (14.61)	(3)	5.45
				Run 2:	Int1:	17.62 (14.25)	(3)				0.96
					Int2:	42.07 (34.03)	(4)	I1-I2:	24.45 (19.78)	(5)	2.73
					Fin:	1:04.38 (52.08)	(5)	I2-Fin:	22.31 (18.05)	(6)	5.20
				Total:	Int1:	1:13.34 (59.32)	(4)				6.11
					Int2:	1:37.79 (1:19.10)	(4)				7.94
					Fin:	2:00.10 (1:37.15)	(4)				10.33



Performance Analysis by Rank 按排名评价表现

Number of Competitors: 10 Number of NPCs: 9

Rank	Bib	Name Sport Class	NPC Code	Positions			Partials		Difference Time			
				Pos	Time	Rank	Pos	Time		Rank		
5	9	LEACH Logan B3	CAN	Run 1:	Int1:	17.61 (14.90)	(7)			2.32		
					Int2:	38.85 (32.89)	(7)	I1-I2:	21.24 (17.99)	(7)	6.00	
					Fin:	57.67 (48.82)	(6)	I2-Fin:	18.82 (15.93)	(6)	9.20	
				Run 2:	Int1:	18.92 (16.01)	(6)			2.72		
					Int2:	43.51 (36.83)	(6)	I1-I2:	24.59 (20.82)	(6)	5.53	
					Fin:	1:05.04 (55.06)	(6)	I2-Fin:	21.53 (18.23)	(4)	8.18	
				Total:	Int1:	1:16.59 (1:04.83)	(5)			11.62		
					Int2:	1:41.18 (1:25.65)	(5)			14.49		
							Fin:	2:02.71 (1:43.88)	(5)			17.06
				6	13	KUBACKA Marek B1	SVK	Run 1:	Int1:	26.47 (14.95)	(8)	
Int2:	1:01.71 (34.87)	(9)	I1-I2:						35.24 (19.92)	(11)	7.98	
Fin:	1:28.71 (50.13)	(7)	I2-Fin:						27.00 (15.26)	(10)	10.51	
Run 2:	Int1:	28.51 (16.11)	(7)							2.82		
	Int2:	1:06.93 (37.82)	(7)					I1-I2:	38.42 (21.71)	(10)	6.52	
	Fin:	1:39.59 (56.27)	(7)					I2-Fin:	32.66 (18.45)	(10)	9.39	
Total:	Int1:	1:57.22 (1:06.24)	(6)							13.03		
	Int2:	2:35.64 (1:27.95)	(6)							16.79		
			Fin:					3:08.30 (1:46.40)	(6)			19.58
7	10	MIZDRAK Damir B2	CRO					Run 1:	Int1:	18.72 (15.14)	(9)	
				Int2:	42.33 (34.24)	(8)	I1-I2:		23.61 (19.10)	(8)	7.35	
				Fin:	1:02.90 (50.88)	(8)	I2-Fin:		20.57 (16.64)	(8)	11.26	
				Run 2:	Int1:	20.21 (16.34)	(9)			3.05		
					Int2:	47.08 (38.08)	(8)	I1-I2:	26.87 (21.74)	(7)	6.78	
					Fin:	1:10.57 (57.09)	(8)	I2-Fin:	23.49 (19.01)	(7)	10.21	
				Total:	Int1:	1:23.11 (1:07.22)	(7)			14.01		
					Int2:	1:49.98 (1:28.96)	(7)			17.80		
							Fin:	2:13.47 (1:47.97)	(7)			21.15
				8	8	JENSEN Patrick B2	AUS	Run 1:	Int1:	19.26 (15.58)	(10)	
Int2:	45.31 (36.65)	(11)	I1-I2:						26.05 (21.07)	(10)	9.76	
Fin:	1:05.79 (53.22)	(9)	I2-Fin:						20.48 (16.57)	(7)	13.60	
Run 2:	Int1:	20.49 (16.57)	(10)							3.28		
	Int2:	48.75 (39.43)	(10)					I1-I2:	28.26 (22.86)	(8)	8.13	
	Fin:	1:12.52 (58.66)	(9)					I2-Fin:	23.77 (19.23)	(8)	11.78	
Total:	Int1:	1:26.28 (1:09.79)	(8)							16.58		
	Int2:	1:54.54 (1:32.65)	(8)							21.49		
			Fin:					2:18.31 (1:51.88)	(8)			25.06



Performance Analysis by Rank 按排名评价表现

Number of Competitors: 10 Number of NPCs: 9

Rank	Bib	Name Sport Class	NPC Code	Positions			Partials		Difference Time		
				Run	Pos	Time	Rank	Pos		Time	Rank
9	6	SIMPSON Neil B3	GBR	Run 1:	Int1:	16.18 (13.69)	(4)			1.11	
					Int2:	35.65 (30.18)	(4)	I1-I2:	19.47 (16.49)	(3)	3.29
					Fin:	1:12.95 (1:01.75)	(11)	I2-Fin:	37.30 (31.57)	(11)	22.13
				Run 2:	Int1:	17.23 (14.58)	(4)			1.29	
					Int2:	40.26 (34.08)	(5)	I1-I2:	23.03 (19.50)	(3)	2.78
					Fin:	1:00.72 (51.40)	(3)	I2-Fin:	20.46 (17.32)	(3)	4.52
				Total:	Int1:	1:30.18 (1:16.33)	(10)			23.12	
					Int2:	1:53.21 (1:35.83)	(10)			24.67	
					Fin:	2:13.67 (1:53.15)	(9)			26.33	
				10	12	HETMER Patrik B2	CZE	Run 1:	Int1:	19.83 (16.04)	(11)
Int2:	43.57 (35.24)	(10)	I1-I2:						23.74 (19.20)	(9)	8.35
Fin:	1:06.38 (53.70)	(10)	I2-Fin:						22.81 (18.46)	(9)	14.08
Run 2:	Int1:	20.16 (16.30)	(8)							3.01	
	Int2:	48.49 (39.22)	(9)					I1-I2:	28.33 (22.92)	(9)	7.92
	Fin:	1:14.82 (1:00.52)	(10)					I2-Fin:	26.33 (21.30)	(9)	13.64
Total:	Int1:	1:26.54 (1:10.00)	(9)							16.79	
	Int2:	1:54.87 (1:32.92)	(9)							21.76	
	Fin:	2:21.20 (1:54.22)	(10)							27.40	

Intermediate Time Positions : Int. 1 = Inter1

Int. 2 = Inter2

Legend:					
Fin	Finish	Int	Intermediate	Ix	Intermediate x
Pos.	Intermediate or speed position				



Results 成绩

Jury

Technical Delegate	CARZERI Simone	ITA
WPAS Race Director	SKUTELJ SVETIC Anja	WPAS
Chief of Race	LIU Jin	CHN
Referee	RYDING Jo	GBR
Start Referee	SAWANO Hiroshi	JPN
Finish Referee	DOJCINOVIC Jelena	BIH

Video Controller	SAWICKI Ozzie	CAN
WPAS OVR Race Administrator	NEMCIC Ivan	WPAS

Race Information Run 1

Course Setter	GROS Davide	ITA
Gates/Turning Gates	41/40	
Start Time	8:30	

Technical Data

Course Name	Ice River
Start Altitude	1863m
Finish Altitude	1501m
Vertical Drop	362m
WPAS Homologation Number	13888/12/20

Race Information Run 2

Course Setter	RUER Benjamin	FRA
Gates/Turning Gates		
Start Time	12:30	

Number of Competitors: 44 Number of NPCs: 22

Rank	Bib Name	Sport Class	YB NPC Code	IT1	IT2	Result	Diff.
1	13 WALSH Thomas Charles	LW4	1995 USA	22.74	42.17	57.60	
2	22 KIIVERI Santeri	LW6/8-1	2000 FIN	23.20	42.50	57.98	0.38
3	15 GMUER Theo	LW9-1	1996 SUI	23.52	42.91	58.36	0.76
4	14 PELIZZARI Federico	LW6/8-2	2000 ITA	23.88	43.26	58.77	1.17
5	27 LIANG Jingyi	LW9-1	2002 CHN	23.93	43.31	58.87	1.27
6	19 BAUCHET Arthur	LW3	2000 FRA	23.67	43.42	59.19	1.59
7	21 GOURLEY Mitchell	LW6/8-2	1991 AUS	23.75	43.52	59.73	2.13
8	17 BROISIN Jordan	LW4	1993 FRA	24.13	44.01	1:00.00	2.40
9	26 PAJANTSCHITSCH Nico	LW6/8-2	1997 AUT	23.68	44.02	1:00.05	2.45
10	28 BURNHAM Oscar	LW6/8-2	1999 FRA	23.97	43.84	1:00.11	2.51
11	18 SALCHER Markus	LW9-1	1991 AUT	24.07	44.05	1:00.27	2.67
12	42 WHITLEY James	LW5/7-3	1997 GBR	24.44	44.80	1:01.08	3.48
13	30 BOURDENX Manoel	LW4	1987 FRA	24.78	45.13	1:01.64	4.04
14	44 KOIKE Gakuta	LW6/8-2	1982 JPN	25.37	46.15	1:03.05	5.45
15	43 KEEFE Jesse	LW4	2004 USA	25.57	46.26	1:03.06	5.46
16	49 SUN Yanlong	LW6/8-1	1994 CHN	25.73	46.69	1:03.69	6.09
17	33 FRANCE Martin	LW9-1	1984 SVK	25.41	46.20	1:03.72	6.12
18	37 PUIG DAVI Roger	LW9-2	1997 AND	26.07	46.74	1:03.88	6.28
19	40 SEGERS Jules	LW9-2	2002 FRA	25.52	46.71	1:03.91	6.31
20	31 STUUT Jeffrey	LW3	1995 NED	25.66	47.45	1:04.85	7.25
21	39 BENDOTTI Davide	LW2	1994 ITA	26.40	48.14	1:05.20	7.60
22	46 NIU Shaojie	LW6/8-2	1999 CHN	26.18	47.61	1:05.29	7.69
23	51 SZCZESNY Andrzej	LW2	1982 POL	25.85	48.04	1:06.14	8.54
24	47 KRESS Leander	LW2	2001 GER	26.74	48.43	1:06.22	8.62
25	54 NILSSON GRASTO Marcus	LW5/7-2	2001 NOR	26.79	48.60	1:06.99	9.39
26	25 HALGREN Patrick	LW2	1992 USA	26.42	48.91	1:07.14	9.54
27	34 CHEN Xinjun	LW6/8-2	1996 CHN	27.68	49.35	1:07.17	9.57
28	38 HARAGHEY Andrew	LW1	1995 USA	27.41	49.91	1:08.19	10.59
29	53 RACHBAUER Manuel	LW9-2	2000 AUT	27.95	50.14	1:08.35	10.75
30	41 VAVERKA Tomas	LW9-2	1982 CZE	27.78	49.98	1:09.38	11.78
31	50 AOKI Yamato	LW3	1994 JPN	27.73	51.78	1:10.99	13.39
32	56 MAZI Remi	LW6/8-2	1988 BEL	28.30	52.20	1:11.16	13.56
33	36 TOKAI Masahiko	LW3	1973 JPN	28.38	51.70	1:11.40	13.80
34	45 CARTER Tyler	LW4	1994 USA	28.62	52.87	1:13.32	15.72
35	55 FERNANDEZ Samuel	LW9-1	1996 CHI	34.52	1:00.91	1:25.00	27.40

DID NOT FINISH RUN 1: 7 competitors

16	GUIMOND Alexis	LW9-1	1999 CAN
23	LINDSTROEM Aaron	LW6/8-2	2000 SWE



Results 成绩

Number of Competitors: 44 Number of NPCs: 22

Rank	Bib Name	Sport Class	YB	NPC Code	IT1	IT2	Result	Diff.
24	GROCHAR Thomas	LW2	1993	AUT				
29	CUCHE Robin	LW9-2	1998	SUI				
32	ORVARSSON Hilmar	LW2	2000	ISL				
48	LI Biao	LW6/8-1	1999	CHN				
52	SKOGLUND Arvid	LW6/8-2	2003	SWE				

DID NOT START RUN 1: 2 competitors

20	PFYL Thomas	LW9-2	1987	SUI				
35	GLOETZNER Christoph	LW2	2003	GER				

Forerunners:							
Run 1:	A - GUO Quing	CHN	B - ZHU Yanan	CHN	C - ZHANG Yuying	CHN	
Run 2:	A - GUO Quing	CHN	B - ZHU Yanan	CHN	C - ZHANG Yuying	CHN	

Conditions on course:							
Run 1	SUNNY	Snow:	ICY	Temperature - Start:	4°C	Temperature - Finish:	6°C

Legend:							
Diff.	Difference	IT1	Intermediate time 1	IT2	Intermediate time 2	YB	Year of Birth



Results 成绩

Jury

Technical Delegate	CARZERI Simone	ITA
WPAS Race Director	SKUTELJ SVETIC Anja	WPAS
Chief of Race	LIU Jin	CHN
Referee	RYDING Jo	GBR
Start Referee	SAWANO Hiroshi	JPN
Finish Referee	DOJCINOVIC Jelena	BIH

Video Controller	SAWICKI Ozzie	CAN
WPAS OVR Race Administrator	NEMCIC Ivan	WPAS

Race Information Run 1

Course Setter	GROS Davide	ITA
Gates/Turning Gates	41/40	
Start Time	8:30	

Technical Data

Course Name	Ice River
Start Altitude	1863m
Finish Altitude	1501m
Vertical Drop	362m
WPAS Homologation Number	13888/12/20

Race Information Run 2

Course Setter	RUER Benjamin	FRA
Gates/Turning Gates	40/37	
Start Time	12:30	

Number of Competitors: 44 Number of NPCs: 22

Rank	Bib Name	Sport Class	YB	NPC Code	Run 1	IT1	IT2	Run 2	Result	Diff.	Race Pts.
1	22 KIIVERI Santeri	LW6/8-1	2000	FIN	57.98 (2)	23.59	42.17	57.42 (3)	1:55.40		0.00
2	13 WALSH Thomas Charles	LW4	1995	USA	57.60 (1)	23.44	42.73	57.84 (5)	1:55.44	0.04	0.35
3	19 BAUCHET Arthur	LW3	2000	FRA	59.19 (6)	23.19	41.27	56.70 (1)	1:55.89	0.49	4.29
4	14 PELIZZARI Federico	LW6/8-2	2000	ITA	58.77 (4)	24.01	42.34	57.59 (4)	1:56.36	0.96	8.40
5	15 GMUER Theo	LW9-1	1996	SUI	58.36 (3)	23.97	42.95	58.56 (7)	1:56.92	1.52	13.30
6	42 WHITLEY James	LW5/7-3	1997	GBR	1:01.08(12)	23.63	41.86	57.30 (2)	1:58.38	2.98	26.08
7	28 BURNHAM Oscar	LW6/8-2	1999	FRA	1:00.11(10)	24.09	42.97	58.34 (6)	1:58.45	3.05	26.69
8	27 LIANG Jingyi	LW9-1	2002	CHN	58.87 (5)	25.42	44.02	59.60(12)	1:58.47	3.07	26.87
9	26 PAJANTSCHITSCH Nico	LW6/8-2	1997	AUT	1:00.05 (9)	24.40	43.19	58.57 (8)	1:58.62	3.22	28.18
10	21 GOURLEY Mitchell	LW6/8-2	1991	AUS	59.73 (7)	25.09	43.73	59.54(11)	1:59.27	3.87	33.87
11	18 SALCHER Markus	LW9-1	1991	AUT	1:00.27(11)	24.62	44.26	59.44(10)	1:59.71	4.31	37.72
12	17 BROISIN Jordan	LW4	1993	FRA	1:00.00 (8)	24.41	43.74	59.95(13)	1:59.95	4.55	39.82
13	30 BOURDENX Manoel	LW4	1987	FRA	1:01.64(13)	24.34	43.29	59.12 (9)	2:00.76	5.36	46.91
14	44 KOIKE Gakuta	LW6/8-2	1982	JPN	1:03.05(14)	25.05	44.71	1:01.00(14)	2:04.05	8.65	75.71
15	43 KEEFE Jesse	LW4	2004	USA	1:03.06(15)	25.21	45.81	1:01.48(15)	2:04.54	9.14	79.99
16	40 SEGERS Jules	LW9-2	2002	FRA	1:03.91(19)	25.35	45.29	1:01.55(16)	2:05.46	10.06	88.05
17	37 PUIG DAVI Roger	LW9-2	1997	AND	1:03.88(18)	25.28	45.52	1:01.73(17)	2:05.61	10.21	89.36
18	33 FRANCE Martin	LW9-1	1984	SVK	1:03.72(17)	24.75	45.07	1:02.14(18)	2:05.86	10.46	91.55
19	49 SUN Yanlong	LW6/8-1	1994	CHN	1:03.69(16)	25.32	45.26	1:02.91(21)	2:06.60	11.20	98.02
20	31 STUUT Jeffrey	LW3	1995	NED	1:04.85(20)	25.51	45.62	1:02.25(19)	2:07.10	11.70	102.40
21	39 BENDOTTI Davide	LW2	1994	ITA	1:05.20(21)	25.58	45.79	1:02.30(20)	2:07.50	12.10	105.90
22	47 KRESS Leander	LW2	2001	GER	1:06.22(24)	26.02	46.62	1:03.21(22)	2:09.43	14.03	122.79
23	51 SZCZESNY Andrzej	LW2	1982	POL	1:06.14(23)	25.54	46.40	1:03.72(24)	2:09.86	14.46	126.56
24	54 NILSSON GRASTO Marcus	LW5/7-2	2001	NOR	1:06.99(25)	25.94	46.32	1:03.53(23)	2:10.52	15.12	132.33
25	34 CHEN Xinjun	LW6/8-2	1996	CHN	1:07.17(27)	26.36	47.12	1:04.70(25)	2:11.87	16.47	144.15
26	25 HALGREN Patrick	LW2	1992	USA	1:07.14(26)	26.20	47.60	1:04.90(26)	2:12.04	16.64	145.64
27	53 RACHBAUER Manuel	LW9-2	2000	AUT	1:08.35(29)	26.67	47.94	1:04.97(27)	2:13.32	17.92	156.84
28	38 HARAGHEY Andrew	LW1	1995	USA	1:08.19(28)	27.88	49.11	1:06.14(29)	2:14.33	18.93	165.68
29	41 VAVERKA Tomas	LW9-2	1982	CZE	1:09.38(30)	27.84	48.70	1:06.02(28)	2:15.40	20.00	175.04
30	50 AOKI Yamato	LW3	1994	JPN	1:10.99(31)	28.19	49.55	1:07.44(31)	2:18.43	23.03	201.56
31	36 TOKAI Masahiko	LW3	1973	JPN	1:11.40(33)	27.21	48.73	1:07.30(30)	2:18.70	23.30	203.93
32	56 MAZI Remi	LW6/8-2	1988	BEL	1:11.16(32)	28.38	51.10	1:10.01(32)	2:21.17	25.77	225.54
33	45 CARTER Tyler	LW4	1994	USA	1:13.32(34)	28.83	52.17	1:11.60(33)	2:24.92	29.52	258.36
34	55 FERNANDEZ Samuel	LW9-1	1996	CHI	1:25.00(35)	33.27	59.51	1:21.03(34)	2:46.03	50.63	443.12

DID NOT FINISH RUN 2: 1 competitor

46 NIU Shaojie LW6/8-2 1999 CHN

DID NOT FINISH RUN 1: 7 competitors



Results 成绩

Number of Competitors: 44 Number of NPCs: 22

Rank	Bib Name	Sport Class	YB	NPC Code	Run 1	IT1	IT2	Run 2	Result	Diff.	Race Pts.
16	GUIMOND Alexis	LW9-1	1999	CAN							
23	LINDSTROEM Aaron	LW6/8-2	2000	SWE							
24	GROCHAR Thomas	LW2	1993	AUT							
29	CUCHE Robin	LW9-2	1998	SUI							
32	ORVARSSON Hilmar	LW2	2000	ISL							
48	LI Biao	LW6/8-1	1999	CHN							
52	SKOGLUND Arvid	LW6/8-2	2003	SWE							

DID NOT START RUN 1: 2 competitors

20	PFYL Thomas	LW9-2	1987	SUI							
35	GLOETZNER Christoph	LW2	2003	GER							

Forerunners:							
Run 1:	A - GUO Quing	CHN	B - ZHU Yanan	CHN	C - ZHANG Yuying	CHN	
Run 2:	A - GUO Quing	CHN	B - ZHU Yanan	CHN	C - ZHANG Yuying	CHN	

Conditions on course:							
Run 1	SUNNY	Snow:	ICY	Temperature - Start:	4°C	Temperature - Finish:	6°C
Run 2	SUNNY	Snow:	GRANULAR	Temperature - Start:	10°C	Temperature - Finish:	16°C

Legend:							
Diff.	Difference	IT1	Intermediate time 1	IT2	Intermediate time 2	YB	Year of Birth

THU 10 MAR 2022 / Yanqing National Alpine Skiing Centre (CHN) / 09110



Performance Analysis by Rank 按排名评价表现

Number of Competitors: 34 Number of NPCs: 19

Rank	Bib	Name Sport Class	NPC Code	Positions			Partials		Difference Time		
				Run	Pos	Time	Rank	Time		Rank	
1	22	KIVERI Santeri LW6/8-1	FIN	Run 1:	Int1:	24.04 (23.20)	(2)			0.46	
					Int2:	44.03 (42.50)	(2)	I1-I2:	19.99 (19.30)	(4)	0.33
					Fin:	1:00.07 (57.98)	(2)	I2-Fin:	16.04 (15.48)	(4)	0.38
				Run 2:	Int1:	24.44 (23.59)	(3)				0.40
					Int2:	43.69 (42.17)	(3)	I1-I2:	19.25 (18.58)	(6)	0.90
					Fin:	59.49 (57.42)	(3)	I2-Fin:	15.80 (15.25)	(5)	0.72
				Total:	Int1:	1:24.51 (1:21.57)	(2)				0.53
					Int2:	1:43.76 (1:40.15)	(1)				0.00
					Fin:	1:59.56 (1:55.40)	(1)				0.00
				2	13	WALSH Thomas Charles LW4	USA	Run 1:	Int1:	23.40 (22.74)	(1)
Int2:	43.40 (42.17)	(1)	I1-I2:						20.00 (19.43)	(5)	0.00
Fin:	59.28 (57.60)	(1)	I2-Fin:						15.88 (15.43)	(2)	0.00
Run 2:	Int1:	24.13 (23.44)	(2)								0.25
	Int2:	43.97 (42.73)	(5)					I1-I2:	19.84 (19.29)	(9)	1.46
	Fin:	59.52 (57.84)	(5)					I2-Fin:	15.55 (15.11)	(4)	1.14
Total:	Int1:	1:23.41 (1:21.04)	(1)								0.00
	Int2:	1:43.25 (1:40.33)	(2)								0.18
	Fin:	1:58.80 (1:55.44)	(2)								0.04
3	19	BAUCHET Arthur LW3	FRA					Run 1:	Int1:	25.99 (23.67)	(4)
				Int2:	47.66 (43.42)	(6)	I1-I2:		21.67 (19.75)	(13)	1.25
				Fin:	1:04.97 (59.19)	(6)	I2-Fin:		17.31 (15.77)	(12)	1.59
				Run 2:	Int1:	25.46 (23.19)	(1)				0.00
					Int2:	45.30 (41.27)	(1)	I1-I2:	19.84 (18.08)	(9)	0.00
					Fin:	1:02.24 (56.70)	(1)	I2-Fin:	16.94 (15.43)	(12)	0.00
				Total:	Int1:	1:30.43 (1:22.38)	(4)				1.34
					Int2:	1:50.27 (1:40.46)	(3)				0.31
					Fin:	2:07.21 (1:55.89)	(3)				0.49
				4	14	PELIZZARI Federico LW6/8-2	ITA	Run 1:	Int1:	23.88 (23.88)	(7)
Int2:	43.26 (43.26)	(4)	I1-I2:						19.38 (19.38)	(1)	1.09
Fin:	58.77 (58.77)	(4)	I2-Fin:						15.51 (15.51)	(1)	1.17
Run 2:	Int1:	24.01 (24.01)	(6)								0.82
	Int2:	42.34 (42.34)	(4)					I1-I2:	18.33 (18.33)	(1)	1.07
	Fin:	57.59 (57.59)	(4)					I2-Fin:	15.25 (15.25)	(1)	0.89
Total:	Int1:	1:22.78 (1:22.78)	(5)								1.74
	Int2:	1:41.11 (1:41.11)	(4)								0.96
	Fin:	1:56.36 (1:56.36)	(4)								0.96



Performance Analysis by Rank 按排名评价表现

Number of Competitors: 34 Number of NPCs: 19

Rank	Bib	Name Sport Class	NPC Code	Positions			Partials		Difference Time		
				Run	Pos	Time	Rank	Time		Rank	
5	15	GMUER Theo LW9-1	SUI	Run 1:	Int1:	27.21 (23.52)	(3)			0.78	
					Int2:	49.64 (42.91)	(3)	I1-I2:	22.43 (19.39)	(18)	0.74
					Fin:	1:07.51 (58.36)	(3)	I2-Fin:	17.87 (15.45)	(16)	0.76
				Run 2:	Int1:	27.73 (23.97)	(5)			0.78	
					Int2:	49.68 (42.95)	(6)	I1-I2:	21.95 (18.98)	(19)	1.68
					Fin:	1:07.74 (58.56)	(7)	I2-Fin:	18.06 (15.61)	(19)	1.86
				Total:	Int1:	1:35.24 (1:22.33)	(3)			1.29	
					Int2:	1:57.19 (1:41.31)	(5)			1.16	
					Fin:	2:15.25 (1:56.92)	(5)			1.52	
6	42	WHITLEY James LW5/7-3	GBR	Run 1:	Int1:	25.46 (24.44)	(12)			1.70	
					Int2:	46.67 (44.80)	(12)	I1-I2:	21.21 (20.36)	(10)	2.63
					Fin:	1:03.62 (1:01.08)	(12)	I2-Fin:	16.95 (16.28)	(9)	3.48
				Run 2:	Int1:	24.62 (23.63)	(4)			0.44	
					Int2:	43.60 (41.86)	(2)	I1-I2:	18.98 (18.23)	(5)	0.59
					Fin:	59.69 (57.30)	(2)	I2-Fin:	16.09 (15.44)	(7)	0.60
				Total:	Int1:	1:28.24 (1:24.71)	(10)			3.67	
					Int2:	1:47.22 (1:42.94)	(7)			2.79	
					Fin:	2:03.31 (1:58.38)	(6)			2.98	
7	28	BURNHAM Oscar LW6/8-2	FRA	Run 1:	Int1:	23.97 (23.97)	(9)			1.23	
					Int2:	43.84 (43.84)	(8)	I1-I2:	19.87 (19.87)	(3)	1.67
					Fin:	1:00.11 (1:00.11)	(10)	I2-Fin:	16.27 (16.27)	(6)	2.51
				Run 2:	Int1:	24.09 (24.09)	(7)			0.90	
					Int2:	42.97 (42.97)	(7)	I1-I2:	18.88 (18.88)	(4)	1.70
					Fin:	58.34 (58.34)	(6)	I2-Fin:	15.37 (15.37)	(2)	1.64
				Total:	Int1:	1:24.20 (1:24.20)	(6)			3.16	
					Int2:	1:43.08 (1:43.08)	(8)			2.93	
					Fin:	1:58.45 (1:58.45)	(7)			3.05	
8	27	LIANG Jingyi LW9-1	CHN	Run 1:	Int1:	27.68 (23.93)	(8)			1.19	
					Int2:	50.10 (43.31)	(5)	I1-I2:	22.42 (19.38)	(17)	1.14
					Fin:	1:08.09 (58.87)	(5)	I2-Fin:	17.99 (15.56)	(17)	1.27
				Run 2:	Int1:	29.41 (25.42)	(19)			2.23	
					Int2:	50.92 (44.02)	(12)	I1-I2:	21.51 (18.60)	(16)	2.75
					Fin:	1:08.94 (59.60)	(12)	I2-Fin:	18.02 (15.58)	(17)	2.90
				Total:	Int1:	1:37.50 (1:24.29)	(7)			3.25	
					Int2:	1:59.01 (1:42.89)	(6)			2.74	
					Fin:	2:17.03 (1:58.47)	(8)			3.07	



Performance Analysis by Rank 按排名评价表现

Number of Competitors: 34 Number of NPCs: 19

Rank	Bib	Name Sport Class	NPC Code	Positions			Partials		Difference Time		
				Run	Pos	Time	Rank	Pos		Time	Rank
9	26	PAJANTSCHITSCH Nico LW6/8-2	AUT	Run 1:	Int1:	23.68 (23.68)	(5)			0.94	
					Int2:	44.02 (44.02)	(10)	I1-I2:	20.34 (20.34)	(6)	1.85
					Fin:	1:00.05 (1:00.05)	(9)	I2-Fin:	16.03 (16.03)	(3)	2.45
				Run 2:	Int1:	24.40 (24.40)	(9)				1.21
					Int2:	43.19 (43.19)	(8)	I1-I2:	18.79 (18.79)	(3)	1.92
					Fin:	58.57 (58.57)	(8)	I2-Fin:	15.38 (15.38)	(3)	1.87
				Total:	Int1:	1:24.45 (1:24.45)	(9)				3.41
					Int2:	1:43.24 (1:43.24)	(9)				3.09
					Fin:	1:58.62 (1:58.62)	(9)				3.22
10	21	GOURLEY Mitchell LW6/8-2	AUS	Run 1:	Int1:	23.75 (23.75)	(6)			1.01	
					Int2:	43.52 (43.52)	(7)	I1-I2:	19.77 (19.77)	(2)	1.35
					Fin:	59.73 (59.73)	(7)	I2-Fin:	16.21 (16.21)	(5)	2.13
				Run 2:	Int1:	25.09 (25.09)	(14)				1.90
					Int2:	43.73 (43.73)	(10)	I1-I2:	18.64 (18.64)	(2)	2.46
					Fin:	59.54 (59.54)	(11)	I2-Fin:	15.81 (15.81)	(6)	2.84
				Total:	Int1:	1:24.82 (1:24.82)	(11)				3.78
					Int2:	1:43.46 (1:43.46)	(10)				3.31
					Fin:	1:59.27 (1:59.27)	(10)				3.87
11	18	SALCHER Markus LW9-1	AUT	Run 1:	Int1:	27.85 (24.07)	(10)			1.33	
					Int2:	50.95 (44.05)	(11)	I1-I2:	23.10 (19.98)	(21)	1.88
					Fin:	1:09.72 (1:00.27)	(11)	I2-Fin:	18.77 (16.22)	(20)	2.67
				Run 2:	Int1:	28.48 (24.62)	(11)				1.43
					Int2:	51.20 (44.26)	(13)	I1-I2:	22.72 (19.64)	(22)	2.99
					Fin:	1:08.75 (59.44)	(10)	I2-Fin:	17.55 (15.18)	(14)	2.74
				Total:	Int1:	1:38.20 (1:24.89)	(12)				3.85
					Int2:	2:00.92 (1:44.53)	(12)				4.38
					Fin:	2:18.47 (1:59.71)	(11)				4.31
12	17	BROISIN Jordan LW4	FRA	Run 1:	Int1:	24.84 (24.13)	(11)			1.39	
					Int2:	45.29 (44.01)	(9)	I1-I2:	20.45 (19.88)	(7)	1.84
					Fin:	1:01.75 (1:00.00)	(8)	I2-Fin:	16.46 (15.99)	(7)	2.40
				Run 2:	Int1:	25.12 (24.41)	(10)				1.22
					Int2:	45.01 (43.74)	(11)	I1-I2:	19.89 (19.33)	(11)	2.47
					Fin:	1:01.69 (59.95)	(13)	I2-Fin:	16.68 (16.21)	(11)	3.25
				Total:	Int1:	1:26.87 (1:24.41)	(8)				3.37
					Int2:	1:46.76 (1:43.74)	(11)				3.59
					Fin:	2:03.44 (1:59.95)	(12)				4.55



Performance Analysis by Rank 按排名评价表现

Number of Competitors: 34 Number of NPCs: 19

Rank	Bib	Name Sport Class	NPC Code	Positions			Partials		Difference Time		
				Run	Pos	Time	Rank	Time		Rank	
13	30	BOURDENX Manoel LW4	FRA	Run 1:	Int1:	25.50 (24.78)	(13)			2.04	
					Int2:	46.44 (45.13)	(13)	I1-I2:	20.94 (20.35)	(9)	2.96
					Fin:	1:03.43 (1:01.64)	(13)	I2-Fin:	16.99 (16.51)	(10)	4.04
				Run 2:	Int1:	25.05 (24.34)	(8)			1.15	
					Int2:	44.55 (43.29)	(9)	I1-I2:	19.50 (18.95)	(7)	2.02
					Fin:	1:00.84 (59.12)	(9)	I2-Fin:	16.29 (15.83)	(9)	2.42
				Total:	Int1:	1:28.48 (1:25.98)	(13)			4.94	
					Int2:	1:47.98 (1:44.93)	(13)			4.78	
					Fin:	2:04.27 (2:00.76)	(13)			5.36	
14	44	KOIKE Gakuta LW6/8-2	JPN	Run 1:	Int1:	25.37 (25.37)	(14)			2.63	
					Int2:	46.15 (46.15)	(14)	I1-I2:	20.78 (20.78)	(8)	3.98
					Fin:	1:03.05 (1:03.05)	(14)	I2-Fin:	16.90 (16.90)	(8)	5.45
				Run 2:	Int1:	25.05 (25.05)	(13)			1.86	
					Int2:	44.71 (44.71)	(14)	I1-I2:	19.66 (19.66)	(8)	3.44
					Fin:	1:01.00 (1:01.00)	(14)	I2-Fin:	16.29 (16.29)	(9)	4.30
				Total:	Int1:	1:28.10 (1:28.10)	(14)			7.06	
					Int2:	1:47.76 (1:47.76)	(14)			7.61	
					Fin:	2:04.05 (2:04.05)	(14)			8.65	
15	43	KEEFE Jesse LW4	USA	Run 1:	Int1:	26.32 (25.57)	(17)			2.83	
					Int2:	47.61 (46.26)	(16)	I1-I2:	21.29 (20.69)	(11)	4.09
					Fin:	1:04.90 (1:03.06)	(15)	I2-Fin:	17.29 (16.80)	(11)	5.46
				Run 2:	Int1:	25.95 (25.21)	(15)			2.02	
					Int2:	47.14 (45.81)	(21)	I1-I2:	21.19 (20.60)	(14)	4.54
					Fin:	1:03.27 (1:01.48)	(15)	I2-Fin:	16.13 (15.67)	(8)	4.78
				Total:	Int1:	1:30.85 (1:28.27)	(15)			7.23	
					Int2:	1:52.04 (1:48.87)	(16)			8.72	
					Fin:	2:08.17 (2:04.54)	(15)			9.14	
16	40	SEGERS Jules LW9-2	FRA	Run 1:	Int1:	27.63 (25.52)	(16)			2.78	
					Int2:	50.56 (46.71)	(18)	I1-I2:	22.93 (21.19)	(20)	4.54
					Fin:	1:09.18 (1:03.91)	(19)	I2-Fin:	18.62 (17.20)	(19)	6.31
				Run 2:	Int1:	27.44 (25.35)	(18)			2.16	
					Int2:	49.03 (45.29)	(17)	I1-I2:	21.59 (19.94)	(17)	4.02
					Fin:	1:06.63 (1:01.55)	(16)	I2-Fin:	17.60 (16.26)	(16)	4.85
				Total:	Int1:	1:36.62 (1:29.26)	(19)			8.22	
					Int2:	1:58.21 (1:49.20)	(18)			9.05	
					Fin:	2:15.81 (2:05.46)	(16)			10.06	



Performance Analysis by Rank 按排名评价表现

Number of Competitors: 34 Number of NPCs: 19

Rank	Bib	Name Sport Class	NPC Code	Positions			Partials		Difference Time		
				Run	Pos	Time	Rank	Time		Rank	
17	37	PUIG DAVI Roger LW9-2	AND	Run 1:	Int1:	28.22 (26.07)	(21)			3.33	
					Int2:	50.60 (46.74)	(19)	I1-I2:	22.38 (20.67)	(16)	4.57
					Fin:	1:09.15 (1:03.88)	(18)	I2-Fin:	18.55 (17.14)	(18)	6.28
				Run 2:	Int1:	27.37 (25.28)	(16)			2.09	
					Int2:	49.28 (45.52)	(18)	I1-I2:	21.91 (20.24)	(18)	4.25
					Fin:	1:06.82 (1:01.73)	(17)	I2-Fin:	17.54 (16.21)	(13)	5.03
				Total:	Int1:	1:36.52 (1:29.16)	(18)			8.12	
					Int2:	1:58.43 (1:49.40)	(19)			9.25	
					Fin:	2:15.97 (2:05.61)	(17)			10.21	
18	33	FRANCE Martin LW9-1	SVK	Run 1:	Int1:	29.39 (25.41)	(15)			2.67	
					Int2:	53.44 (46.20)	(15)	I1-I2:	24.05 (20.79)	(26)	4.03
					Fin:	1:13.71 (1:03.72)	(17)	I2-Fin:	20.27 (17.52)	(27)	6.12
				Run 2:	Int1:	28.63 (24.75)	(12)			1.56	
					Int2:	52.13 (45.07)	(15)	I1-I2:	23.50 (20.32)	(28)	3.80
					Fin:	1:11.88 (1:02.14)	(18)	I2-Fin:	19.75 (17.07)	(30)	5.44
				Total:	Int1:	1:42.34 (1:28.47)	(16)			7.43	
					Int2:	2:05.84 (1:48.79)	(15)			8.64	
					Fin:	2:25.59 (2:05.86)	(18)			10.46	
19	49	SUN Yanlong LW6/8-1	CHN	Run 1:	Int1:	26.66 (25.73)	(19)			2.99	
					Int2:	48.37 (46.69)	(17)	I1-I2:	21.71 (20.96)	(15)	4.52
					Fin:	1:05.98 (1:03.69)	(16)	I2-Fin:	17.61 (17.00)	(13)	6.09
				Run 2:	Int1:	26.24 (25.32)	(17)			2.13	
					Int2:	46.89 (45.26)	(16)	I1-I2:	20.65 (19.94)	(12)	3.99
					Fin:	1:05.18 (1:02.91)	(21)	I2-Fin:	18.29 (17.65)	(21)	6.21
				Total:	Int1:	1:32.22 (1:29.01)	(17)			7.97	
					Int2:	1:52.87 (1:48.95)	(17)			8.80	
					Fin:	2:11.16 (2:06.60)	(19)			11.20	
20	31	STUUT Jeffrey LW3	NED	Run 1:	Int1:	28.17 (25.66)	(18)			2.92	
					Int2:	52.08 (47.45)	(20)	I1-I2:	23.91 (21.79)	(23)	5.28
					Fin:	1:11.18 (1:04.85)	(20)	I2-Fin:	19.10 (17.40)	(22)	7.25
				Run 2:	Int1:	28.01 (25.51)	(20)			2.32	
					Int2:	50.08 (45.62)	(19)	I1-I2:	22.07 (20.11)	(20)	4.35
					Fin:	1:08.33 (1:02.25)	(19)	I2-Fin:	18.25 (16.63)	(20)	5.55
				Total:	Int1:	1:39.19 (1:30.36)	(20)			9.32	
					Int2:	2:01.26 (1:50.47)	(20)			10.32	
					Fin:	2:19.51 (2:07.10)	(20)			11.70	



Performance Analysis by Rank 按排名评价表现

Number of Competitors: 34 Number of NPCs: 19

Rank	Bib	Name Sport Class	NPC Code	Positions			Partials		Difference Time		
				Run	Pos	Time	Rank	Time		Rank	
21	39	BENDOTTI Davide LW2	ITA	Run 1:	Int1:	30.05 (26.40)	(23)			3.66	
					Int2:	54.79 (48.14)	(23)	I1-I2:	24.74 (21.74)	(28)	5.97
					Fin:	1:14.20 (1:05.20)	(21)	I2-Fin:	19.41 (17.06)	(24)	7.60
				Run 2:	Int1:	29.11 (25.58)	(22)			2.39	
					Int2:	52.11 (45.79)	(20)	I1-I2:	23.00 (20.21)	(24)	4.52
					Fin:	1:10.90 (1:02.30)	(20)	I2-Fin:	18.79 (16.51)	(24)	5.60
				Total:	Int1:	1:43.31 (1:30.78)	(21)			9.74	
					Int2:	2:06.31 (1:50.99)	(21)			10.84	
					Fin:	2:25.10 (2:07.50)	(21)			12.10	
22	47	KRESS Leander LW2	GER	Run 1:	Int1:	30.43 (26.74)	(25)			4.00	
					Int2:	55.12 (48.43)	(24)	I1-I2:	24.69 (21.69)	(27)	6.26
					Fin:	1:15.36 (1:06.22)	(24)	I2-Fin:	20.24 (17.79)	(26)	8.62
				Run 2:	Int1:	29.61 (26.02)	(24)			2.83	
					Int2:	53.05 (46.62)	(24)	I1-I2:	23.44 (20.60)	(26)	5.35
					Fin:	1:11.93 (1:03.21)	(22)	I2-Fin:	18.88 (16.59)	(25)	6.51
				Total:	Int1:	1:44.97 (1:32.24)	(23)			11.20	
					Int2:	2:08.41 (1:52.84)	(23)			12.69	
					Fin:	2:27.29 (2:09.43)	(22)			14.03	
23	51	SZCZESNY Andrzej LW2	POL	Run 1:	Int1:	29.42 (25.85)	(20)			3.11	
					Int2:	54.67 (48.04)	(22)	I1-I2:	25.25 (22.19)	(30)	5.87
					Fin:	1:15.27 (1:06.14)	(23)	I2-Fin:	20.60 (18.10)	(28)	8.54
				Run 2:	Int1:	29.07 (25.54)	(21)			2.35	
					Int2:	52.80 (46.40)	(23)	I1-I2:	23.73 (20.86)	(30)	5.13
					Fin:	1:12.51 (1:03.72)	(24)	I2-Fin:	19.71 (17.32)	(29)	7.02
				Total:	Int1:	1:44.34 (1:31.68)	(22)			10.64	
					Int2:	2:08.07 (1:52.54)	(22)			12.39	
					Fin:	2:27.78 (2:09.86)	(23)			14.46	
24	54	NILSSON GRASTO Marcus LW5/7-2	NOR	Run 1:	Int1:	28.05 (26.79)	(26)			4.05	
					Int2:	50.88 (48.60)	(25)	I1-I2:	22.83 (21.81)	(19)	6.43
					Fin:	1:10.13 (1:06.99)	(25)	I2-Fin:	19.25 (18.39)	(23)	9.39
				Run 2:	Int1:	27.16 (25.94)	(23)			2.75	
					Int2:	48.49 (46.32)	(22)	I1-I2:	21.33 (20.38)	(15)	5.05
					Fin:	1:06.51 (1:03.53)	(23)	I2-Fin:	18.02 (17.21)	(17)	6.83
				Total:	Int1:	1:37.29 (1:32.93)	(24)			11.89	
					Int2:	1:58.62 (1:53.31)	(24)			13.16	
					Fin:	2:16.64 (2:10.52)	(24)			15.12	



Performance Analysis by Rank 按排名评价表现

Number of Competitors: 34 Number of NPCs: 19

Rank	Bib	Name Sport Class	NPC Code	Positions			Partials		Difference Time		
				Run	Pos	Time	Rank	Time		Rank	
25	34	CHEN Xinjun LW6/8-2	CHN	Run 1:	Int1:	27.68 (27.68)	(28)			4.94	
					Int2:	49.35 (49.35)	(27)	I1-I2:	21.67 (21.67)	(13)	7.18
					Fin:	1:07.17 (1:07.17)	(27)	I2-Fin:	17.82 (17.82)	(15)	9.57
				Run 2:	Int1:	26.36 (26.36)	(26)			3.17	
					Int2:	47.12 (47.12)	(25)	I1-I2:	20.76 (20.76)	(13)	5.85
					Fin:	1:04.70 (1:04.70)	(25)	I2-Fin:	17.58 (17.58)	(15)	8.00
				Total:	Int1:	1:33.53 (1:33.53)	(26)			12.49	
					Int2:	1:54.29 (1:54.29)	(25)			14.14	
					Fin:	2:11.87 (2:11.87)	(25)			16.47	
26	25	HALGREN Patrick LW2	USA	Run 1:	Int1:	30.07 (26.42)	(24)			3.68	
					Int2:	55.66 (48.91)	(26)	I1-I2:	25.59 (22.49)	(31)	6.74
					Fin:	1:16.40 (1:07.14)	(26)	I2-Fin:	20.74 (18.23)	(29)	9.54
				Run 2:	Int1:	29.82 (26.20)	(25)			3.01	
					Int2:	54.17 (47.60)	(26)	I1-I2:	24.35 (21.40)	(32)	6.33
					Fin:	1:13.86 (1:04.90)	(26)	I2-Fin:	19.69 (17.30)	(28)	8.20
				Total:	Int1:	1:46.22 (1:33.34)	(25)			12.30	
					Int2:	2:10.57 (1:54.74)	(26)			14.59	
					Fin:	2:30.26 (2:12.04)	(26)			16.64	
27	53	RACHBAUER Manuel LW9-2	AUT	Run 1:	Int1:	30.26 (27.95)	(31)			5.21	
					Int2:	54.28 (50.14)	(30)	I1-I2:	24.02 (22.19)	(24)	7.97
					Fin:	1:13.98 (1:08.35)	(29)	I2-Fin:	19.70 (18.21)	(25)	10.75
				Run 2:	Int1:	28.87 (26.67)	(27)			3.48	
					Int2:	51.89 (47.94)	(27)	I1-I2:	23.02 (21.27)	(25)	6.67
					Fin:	1:10.33 (1:04.97)	(27)	I2-Fin:	18.44 (17.03)	(22)	8.27
				Total:	Int1:	1:42.85 (1:35.02)	(27)			13.98	
					Int2:	2:05.87 (1:56.29)	(27)			16.14	
					Fin:	2:24.31 (2:13.32)	(27)			17.92	
28	38	HARAGHEY Andrew LW1	USA	Run 1:	Int1:	32.69 (27.41)	(27)			4.67	
					Int2:	59.52 (49.91)	(28)	I1-I2:	26.83 (22.50)	(34)	7.74
					Fin:	1:21.31 (1:08.19)	(28)	I2-Fin:	21.79 (18.28)	(34)	10.59
				Run 2:	Int1:	33.25 (27.88)	(30)			4.69	
					Int2:	58.56 (49.11)	(30)	I1-I2:	25.31 (21.23)	(33)	7.84
					Fin:	1:18.87 (1:06.14)	(29)	I2-Fin:	20.31 (17.03)	(32)	9.44
				Total:	Int1:	1:54.56 (1:36.07)	(28)			15.03	
					Int2:	2:19.87 (1:57.30)	(28)			17.15	
					Fin:	2:40.18 (2:14.33)	(28)			18.93	



Performance Analysis by Rank 按排名评价表现

Number of Competitors: 34 Number of NPCs: 19

Rank	Bib	Name Sport Class	NPC Code	Positions			Partials		Difference Time		
				Run	Pos	Time	Rank	Time		Rank	
29	41	VAVERKA Tomas LW9-2	CZE	Run 1:	Int1:	30.07 (27.78)	(30)			5.04	
					Int2:	54.10 (49.98)	(29)	I1-I2:	24.03 (22.20)	(25)	7.81
					Fin:	1:15.10 (1:09.38)	(30)	I2-Fin:	21.00 (19.40)	(30)	11.78
				Run 2:	Int1:	30.14 (27.84)	(29)			4.65	
					Int2:	52.72 (48.70)	(28)	I1-I2:	22.58 (20.86)	(21)	7.43
					Fin:	1:11.46 (1:06.02)	(28)	I2-Fin:	18.74 (17.32)	(23)	9.32
				Total:	Int1:	1:45.24 (1:37.22)	(29)			16.18	
					Int2:	2:07.82 (1:58.08)	(29)			17.93	
					Fin:	2:26.56 (2:15.40)	(29)			20.00	
				30	50	AOKI Yamato LW3	JPN	Run 1:	Int1:	30.44 (27.73)	(29)
Int2:	56.84 (51.78)	(32)	I1-I2:						26.40 (24.05)	(33)	9.61
Fin:	1:17.92 (1:10.99)	(31)	I2-Fin:						21.08 (19.21)	(32)	13.39
Run 2:	Int1:	30.95 (28.19)	(31)							5.00	
	Int2:	54.39 (49.55)	(31)					I1-I2:	23.44 (21.36)	(26)	8.28
	Fin:	1:14.03 (1:07.44)	(31)					I2-Fin:	19.64 (17.89)	(27)	10.74
Total:	Int1:	1:48.87 (1:39.18)	(31)							18.14	
	Int2:	2:12.31 (2:00.54)	(31)							20.39	
	Fin:	2:31.95 (2:18.43)	(30)							23.03	
31	36	TOKAI Masahiko LW3	JPN					Run 1:	Int1:	31.15 (28.38)	(33)
				Int2:	56.75 (51.70)	(31)	I1-I2:		25.60 (23.32)	(32)	9.53
				Fin:	1:18.37 (1:11.40)	(33)	I2-Fin:		21.62 (19.70)	(33)	13.80
				Run 2:	Int1:	29.87 (27.21)	(28)			4.02	
					Int2:	53.49 (48.73)	(29)	I1-I2:	23.62 (21.52)	(29)	7.46
					Fin:	1:13.87 (1:07.30)	(30)	I2-Fin:	20.38 (18.57)	(33)	10.60
				Total:	Int1:	1:48.24 (1:38.61)	(30)			17.57	
					Int2:	2:11.86 (2:00.13)	(30)			19.98	
					Fin:	2:32.24 (2:18.70)	(31)			23.30	
				32	56	MAZI Remi LW6/8-2	BEL	Run 1:	Int1:	28.30 (28.30)	(32)
Int2:	52.20 (52.20)	(33)	I1-I2:						23.90 (23.90)	(22)	10.03
Fin:	1:11.16 (1:11.16)	(32)	I2-Fin:						18.96 (18.96)	(21)	13.56
Run 2:	Int1:	28.38 (28.38)	(32)							5.19	
	Int2:	51.10 (51.10)	(32)					I1-I2:	22.72 (22.72)	(22)	9.83
	Fin:	1:10.01 (1:10.01)	(32)					I2-Fin:	18.91 (18.91)	(26)	13.31
Total:	Int1:	1:39.54 (1:39.54)	(32)							18.50	
	Int2:	2:02.26 (2:02.26)	(32)							22.11	
	Fin:	2:21.17 (2:21.17)	(32)							25.77	



Performance Analysis by Rank

按排名评价表现

Number of Competitors: 34 Number of NPCs: 19

Rank	Bib	Name Sport Class	NPC Code	Positions			Partials		Difference Time						
				Run	Pos	Time	Rank	Time		Rank					
33	45	CARTER Tyler LW4	USA	Run 1:	Int1:	29.46 (28.62)	(34)			5.88					
					Int2:	54.41 (52.87)	(34)	I1-I2:	24.95 (24.25)	(29)	10.70				
					Fin:	1:15.45 (1:13.32)	(34)	I2-Fin:	21.04 (20.45)	(31)	15.72				
				Run 2:	Int1:	29.67 (28.83)	(33)				5.64				
					Int2:	53.69 (52.17)	(33)	I1-I2:	24.02 (23.34)	(31)	10.90				
					Fin:	1:13.68 (1:11.60)	(33)	I2-Fin:	19.99 (19.43)	(31)	14.90				
				Total:	Int1:	1:45.12 (1:42.15)	(33)				21.11				
					Int2:	2:09.14 (2:05.49)	(33)				25.34				
					Fin:	2:29.13 (2:24.92)	(33)				29.52				
				34	55	FERNANDEZ Samuel LW9-1	CHI	Run 1:	Int1:	39.93 (34.52)	(35)			11.78	
									Int2:	1:10.46 (1:00.91)	(35)	I1-I2:	30.53 (26.39)	(35)	18.74
									Fin:	1:38.32 (1:25.00)	(35)	I2-Fin:	27.86 (24.09)	(35)	27.40
Run 2:	Int1:	38.49 (33.27)	(34)								10.08				
	Int2:	1:08.83 (59.51)	(34)					I1-I2:	30.34 (26.24)	(34)	18.24				
	Fin:	1:33.72 (1:21.03)	(34)					I2-Fin:	24.89 (21.52)	(34)	24.33				
Total:	Int1:	2:16.81 (1:58.27)	(34)								37.23				
	Int2:	2:47.15 (2:24.51)	(34)								44.36				
	Fin:	3:12.04 (2:46.03)	(34)								50.63				

Intermediate Time Positions : Int. 1 = Inter1

Int. 2 = Inter2

Legend:					
Fin	Finish	Int	Intermediate	Ix	Intermediate x
Pos.	Intermediate or speed position				



Results - Unofficial

成绩

Jury

Technical Delegate	CARZERI Simone	ITA
WPAS Race Director	SKUTELJ SVETIC Anja	WPAS
Chief of Race	LIU Jin	CHN
Referee	RYDING Jo	GBR
Start Referee	SAWANO Hiroshi	JPN
Finish Referee	DOJCINOVIC Jelena	BIH

Video Controller	SAWICKI Ozzie	CAN
WPAS OVR Race Administrator	NEMCIC Ivan	WPAS

Technical Data

Course Name	Ice River
Start Altitude	1863m
Finish Altitude	1501m
Vertical Drop	362m
WPAS Homologation Number	13888/12/20

Race Information Run 1

Course Setter	GROS Davide	ITA
Gates/Turning Gates	41/40	
Start Time	8:30	

Race Information Run 2

Course Setter	RUER Benjamin	FRA
Gates/Turning Gates		
Start Time	12:30	

Number of Competitors: 40 Number of NPCs: 21

Rank	Bib Name	Sport Class	YB NPC Code	IT1	IT2	Result	Diff.
1	65 PEDERSEN Jesper	LW11	1999 NOR	23.37	42.61	57.91	
2	69 KAMPSCHREUR Jeroen	LW12-2	1999 NED	24.83	43.63	59.00	1.09
3	61 de SILVESTRO Rene	LW12-1	1996 ITA	23.63	43.35	1:00.02	2.11
4	60 LIANG Zilu	LW12-2	2004 CHN	25.10	45.89	1:01.55	3.64
5	74 PLANTEY Enrique	LW11	1982 ARG	25.18	46.35	1:02.13	4.22
6	75 CHEN Liang	LW12-2	1997 CHN	25.26	46.74	1:03.56	5.65
7	66 BRAZ-DAGAND Lou	LW10-2	1995 FRA	26.81	47.97	1:04.11	6.20
8	80 SLIVNIK Jernej	LW12-1	2000 SLO	26.27	47.80	1:04.89	6.98
9	59 SUZUKI Takeshi	LW12-2	1988 JPN	26.88	47.83	1:04.93	7.02
10	57 MORII Taiki	LW11	1980 JPN	26.33	47.70	1:05.38	7.47
11	73 BISQUERTT HUDSON Nicolas	LW10-2	1998 CHI	26.42	48.63	1:05.80	7.89
12	90 ROWLAND Brian	LW11	1986 CAN	26.76	49.01	1:06.07	8.16
13	84 GONG Zhaolin	LW10-2	1989 CHN	27.25	48.19	1:06.42	8.51
14	88 HANLON Josh	LW12-2	1997 AUS	26.84	48.78	1:06.60	8.69
15	62 de LANGEN Niels	LW12-2	1998 NED	23.67	51.20	1:06.92	9.01
16	70 HAN Sang Min	LW12-1	1979 KOR	27.63	49.67	1:06.99	9.08
17	68 MEIJER Floris	LW10-2	1989 NED	27.35	48.71	1:07.01	9.10
18	67 LI Xiang	LW10-1	1997 CHN	26.72	49.38	1:07.11	9.20
19	63 KANO Akira	LW11	1986 JPN	26.90	49.92	1:07.36	9.45
20	87 BAMBUR Jasmin	LW11	1979 USA	27.11	49.94	1:07.80	9.89
21	81 CHRISTEN Pascal	LW10-2	1992 SUI	26.70	49.36	1:07.82	9.91
22	89 ENIGL Robert	LW12-1	1983 USA	27.68	49.23	1:08.72	10.81
23	83 EWEN Aaron	LW11	1996 NZL	27.55	50.41	1:09.04	11.13
24	86 FUJIWARA Tetsu	LW11	1980 JPN	28.40	51.93	1:10.28	12.37
24	82 TAIT Sam	LW11	1991 AUS	28.51	51.87	1:10.28	12.37
26	58 BREWER Matthew Ryan	LW12-2	1975 USA	27.60	51.02	1:10.62	12.71
27	93 DRAHOS Petr	LW12-1	1986 CZE	27.85	51.60	1:10.89	12.98
28	77 DRUGAN Ravi	LW12-2	1989 USA	27.67	50.74	1:11.26	13.35
29	72 WANG Hui	LW10-2	1996 CHN	29.13	52.98	1:12.24	14.33
30	92 SLEGG Alex	LW12-1	1991 GBR	29.32	53.27	1:12.52	14.61
31	85 BAMBOUSEK Pavel	LW12-1	1984 CZE	28.71	53.00	1:13.15	15.24
32	91 SHEEN Dan	LW12-2	1981 GBR	31.13	55.07	1:15.28	17.37
33	94 CATALAN Miguel	LW11	1997 CHI	30.68	58.27	1:20.05	22.14
34	95 DUMITY Richard	LW10-1	1997 HUN	31.59	59.83	1:24.04	26.13

DID NOT FINISH RUN 1: 6 competitors

64 PETERS Corey	LW12-1	1983 NZL
71 SIKORSKI Igor	LW11	1990 POL



Results - Unofficial 成绩

Number of Competitors: 40 Number of NPCs: 21

Rank	Bib Name	Sport Class	YB	NPC Code	IT1	IT2	Result	Diff.
76	WILLIAMS David Allen	LW11	1979	USA				
78	VELASQUEZ PENALOZA Arly Aristides	LW10-1	1988	MEX				
79	PELIT Murat	LW11	1982	SUI				
96	PEREZ Orlando	LW10-2	1975	PUR				

Forerunners:

Run 1:	A - GUO Quing	CHN	B - ZHU Yanan	CHN	C - ZHANG Yuying	CHN
Run 2:	A - GUO Quing	CHN	B - ZHU Yanan	CHN	C - ZHANG Yuying	CHN

Conditions on course:

Run 1	Snow: ICY	Temperature - Start:	Temperature - Finish:
-------	-----------	----------------------	-----------------------

Legend:

Diff.	Difference	IT1	Intermediate time 1	IT2	Intermediate time 2	YB	Year of Birth
-------	------------	-----	---------------------	-----	---------------------	----	---------------



Results 成绩

Jury

Technical Delegate	CARZERI Simone	ITA
WPAS Race Director	SKUTELJ SVETIC Anja	WPAS
Chief of Race	LIU Jin	CHN
Referee	RYDING Jo	GBR
Start Referee	SAWANO Hiroshi	JPN
Finish Referee	DOJCINOVIC Jelena	BIH

Video Controller	SAWICKI Ozzie	CAN
WPAS OVR Race Administrator	NEMCIC Ivan	WPAS

Race Information Run 1

Course Setter	GROS Davide	ITA
Gates/Turning Gates	41/40	
Start Time	8:30	

Technical Data

Course Name	Ice River
Start Altitude	1863m
Finish Altitude	1501m
Vertical Drop	362m
WPAS Homologation Number	13888/12/20

Race Information Run 2

Course Setter	RUER Benjamin	FRA
Gates/Turning Gates	40/37	
Start Time	12:30	

Number of Competitors: 40 Number of NPCs: 21

Rank	Bib Name	Sport Class	YB	NPC Code	Run 1	IT1	IT2	Run 2	Result	Diff.	Race Pts.
1	65 PEDERSEN Jesper	LW11	1999	NOR	57.91 (1)	23.03	41.63	56.29 (1)	1:54.20		0.00
2	61 de SILVESTRO Rene	LW12-1	1996	ITA	1:00.02 (3)	23.80	42.44	57.48 (2)	1:57.50	3.30	29.19
3	60 LIANG Zilu	LW12-2	2004	CHN	1:01.55 (4)	24.39	44.05	59.37 (3)	2:00.92	6.72	59.43
4	74 PLANTEY Enrique	LW11	1982	ARG	1:02.13 (5)	25.20	45.39	1:01.01 (6)	2:03.14	8.94	79.07
5	59 SUZUKI Takeshi	LW12-2	1988	JPN	1:04.93 (9)	25.03	44.07	59.83 (5)	2:04.76	10.56	93.39
6	75 CHEN Liang	LW12-2	1997	CHN	1:03.56 (6)	25.40	46.06	1:02.38 (9)	2:05.94	11.74	103.83
7	62 de LANGEN Niels	LW12-2	1998	NED	1:06.92(15)	23.87	44.22	59.58 (4)	2:06.50	12.30	108.78
8	57 MORII Taiki	LW11	1980	JPN	1:05.38(10)	25.77	45.22	1:01.74 (7)	2:07.12	12.92	114.27
9	66 BRAZ-DAGAND Lou	LW10-2	1995	FRA	1:04.11 (7)	26.79	47.18	1:03.66(12)	2:07.77	13.57	120.01
10	68 MEIJER Floris	LW10-2	1989	NED	1:07.01(17)	25.68	45.13	1:02.18 (8)	2:09.19	14.99	132.57
11	88 HANLON Josh	LW12-2	1997	AUS	1:06.60(14)	25.92	46.80	1:03.21(10)	2:09.81	15.61	138.06
12	90 ROWLAND Brian	LW11	1986	CAN	1:06.07(12)	26.58	47.31	1:04.15(13)	2:10.22	16.02	141.68
13	80 SLIVNIK Jernej	LW12-1	2000	SLO	1:04.89 (8)	28.38	49.09	1:05.84(19)	2:10.73	16.53	146.19
14	73 BISQUERTT HUDSON Nicolas	LW10-2	1998	CHI	1:05.80(11)	27.06	48.33	1:05.41(17)	2:11.21	17.01	150.44
15	70 HAN Sang Min	LW12-1	1979	KOR	1:06.99(16)	26.83	48.01	1:04.63(16)	2:11.62	17.42	154.06
16	87 BAMBUR Jasmin	LW11	1979	USA	1:07.80(20)	26.73	47.69	1:04.23(14)	2:12.03	17.83	157.69
17	81 CHRISTEN Pascal	LW10-2	1992	SUI	1:07.82(21)	26.55	46.89	1:04.56(15)	2:12.38	18.18	160.79
18	67 LI Xiang	LW10-1	1997	CHN	1:07.11(18)	26.39	47.93	1:05.87(20)	2:12.98	18.78	166.09
19	84 GONG Zhaolin	LW10-2	1989	CHN	1:06.42(13)	27.78	49.09	1:07.53(23)	2:13.95	19.75	174.67
20	77 DRUGAN Ravi	LW12-2	1989	USA	1:11.26(28)	24.89	46.07	1:03.54(11)	2:14.80	20.60	182.19
21	89 ENIGL Robert	LW12-1	1983	USA	1:08.72(22)	27.44	48.96	1:06.28(22)	2:15.00	20.80	183.96
22	82 TAIT Sam	LW11	1991	AUS	1:10.28(24)	26.90	48.87	1:06.12(21)	2:16.40	22.20	196.34
23	86 FUJIWARA Tetsu	LW11	1980	JPN	1:10.28(24)	27.54	50.14	1:08.62(25)	2:18.90	24.70	218.45
24	85 BAMBOUSEK Pavel	LW12-1	1984	CZE	1:13.15(31)	26.37	47.20	1:05.83(18)	2:18.98	24.78	219.16
25	58 BREWER Matthew Ryan	LW12-2	1975	USA	1:10.62(26)	29.04	51.06	1:08.82(26)	2:19.44	25.24	223.23
26	92 SLEGG Alex	LW12-1	1991	GBR	1:12.52(30)	28.25	50.64	1:08.38(24)	2:20.90	26.70	236.14
27	93 DRAHOS Petr	LW12-1	1986	CZE	1:10.89(27)	28.52	51.89	1:10.34(27)	2:21.23	27.03	239.06
28	72 WANG Hui	LW10-2	1996	CHN	1:12.24(29)	29.31	52.53	1:11.17(28)	2:23.41	29.21	258.34
29	94 CATALAN Miguel	LW11	1997	CHI	1:20.05(33)	30.21	54.68	1:14.52(29)	2:34.57	40.37	357.04
30	95 DUMITY Richard	LW10-1	1997	HUN	1:24.04(34)	38.73	1:06.78	1:30.18(30)	2:54.22	1:00.02	530.82

DID NOT FINISH RUN 2: 4 competitors

63	KANO Akira	LW11	1986	JPN
69	KAMPSCHEUR Jeroen	LW12-2	1999	NED
83	EWEN Aaron	LW11	1996	NZL
91	SHEEN Dan	LW12-2	1981	GBR



Results 成绩

Number of Competitors: 40 Number of NPCs: 21

Rank	Bib Name	Sport Class	YB	NPC Code	Run 1	IT1	IT2	Run 2	Result	Diff.	Race Pts.
------	----------	-------------	----	----------	-------	-----	-----	-------	--------	-------	-----------

DID NOT FINISH RUN 1: 6 competitors

64	PETERS Corey	LW12-1	1983	NZL							
71	SIKORSKI Igor	LW11	1990	POL							
76	WILLIAMS David Allen	LW11	1979	USA							
78	VELASQUEZ PENALOZA	LW10-1	1988	MEX							
79	PELIT Murat	LW11	1982	SUI							
96	PEREZ Orlando	LW10-2	1975	PUR							

Forerunners:							
Run 1:	A - GUO Quing	CHN	B - ZHU Yanan	CHN	C - ZHANG Yuying	CHN	
Run 2:	A - GUO Quing	CHN	B - ZHU Yanan	CHN	C - ZHANG Yuying	CHN	

Conditions on course:							
Run 1	SUNNY	Snow: ICY	Temperature - Start:	10°C	Temperature - Finish:	16°C	
Run 2		Snow: GRANULAR	Temperature - Start:		Temperature - Finish:		

Legend:							
Diff.	Difference	IT1	Intermediate time 1	IT2	Intermediate time 2	YB	Year of Birth

THU 10 MAR 2022 / Yanqing National Alpine Skiing Centre (CHN) / 12050



Performance Analysis by Rank 按排名评价表现

Number of Competitors: 30 Number of NPCs: 17

Rank	Bib	Name Sport Class	NPC Code	Positions			Partials		Difference Time		
				Run	Pos	Time	Rank	Time		Rank	
1	65	PEDERSEN Jesper LW11	NOR	Run 1:	Int1:	28.82 (23.37)	(1)			0.00	
					Int2:	52.55 (42.61)	(1)	I1-I2:	23.73 (19.24)	(3)	0.00
					Fin:	1:11.41 (57.91)	(1)	I2-Fin:	18.86 (15.30)	(4)	0.00
				Run 2:	Int1:	28.40 (23.03)	(1)			0.00	
					Int2:	51.34 (41.63)	(1)	I1-I2:	22.94 (18.60)	(3)	0.00
					Fin:	1:09.42 (56.29)	(1)	I2-Fin:	18.08 (14.66)	(2)	0.00
				Total:	Int1:	1:39.81 (1:20.94)	(1)			0.00	
					Int2:	2:02.75 (1:39.54)	(1)			0.00	
					Fin:	2:20.83 (1:54.20)	(1)			0.00	
2	61	de SILVESTRO Rene LW12-1	ITA	Run 1:	Int1:	28.28 (23.63)	(2)			0.26	
					Int2:	51.88 (43.35)	(2)	I1-I2:	23.60 (19.72)	(2)	0.74
					Fin:	1:11.84 (1:00.02)	(3)	I2-Fin:	19.96 (16.67)	(6)	2.11
				Run 2:	Int1:	28.49 (23.80)	(2)			0.77	
					Int2:	50.80 (42.44)	(2)	I1-I2:	22.31 (18.64)	(1)	0.81
					Fin:	1:08.79 (57.48)	(2)	I2-Fin:	17.99 (15.04)	(1)	1.19
				Total:	Int1:	1:40.33 (1:23.82)	(2)			2.88	
					Int2:	2:02.64 (1:42.46)	(2)			2.92	
					Fin:	2:20.63 (1:57.50)	(2)			3.30	
3	60	LIANG Zilu LW12-2	CHN	Run 1:	Int1:	29.84 (25.10)	(5)			1.73	
					Int2:	54.55 (45.89)	(4)	I1-I2:	24.71 (20.79)	(4)	3.28
					Fin:	1:13.17 (1:01.55)	(4)	I2-Fin:	18.62 (15.66)	(2)	3.64
				Run 2:	Int1:	29.00 (24.39)	(4)			1.36	
					Int2:	52.37 (44.05)	(3)	I1-I2:	23.37 (19.66)	(4)	2.42
					Fin:	1:10.58 (59.37)	(3)	I2-Fin:	18.21 (15.32)	(3)	3.08
				Total:	Int1:	1:42.17 (1:25.94)	(3)			5.00	
					Int2:	2:05.54 (1:45.60)	(3)			6.06	
					Fin:	2:23.75 (2:00.92)	(3)			6.72	
4	74	PLANTEY Enrique LW11	ARG	Run 1:	Int1:	31.06 (25.18)	(6)			1.81	
					Int2:	57.16 (46.35)	(5)	I1-I2:	26.10 (21.17)	(11)	3.74
					Fin:	1:16.62 (1:02.13)	(5)	I2-Fin:	19.46 (15.78)	(5)	4.22
				Run 2:	Int1:	31.08 (25.20)	(7)			2.17	
					Int2:	55.98 (45.39)	(8)	I1-I2:	24.90 (20.19)	(11)	3.76
					Fin:	1:15.24 (1:01.01)	(6)	I2-Fin:	19.26 (15.62)	(6)	4.72
				Total:	Int1:	1:47.70 (1:27.33)	(4)			6.39	
					Int2:	2:12.60 (1:47.52)	(4)			7.98	
					Fin:	2:31.86 (2:03.14)	(4)			8.94	



Performance Analysis by Rank 按排名评价表现

Number of Competitors: 30 Number of NPCs: 17

Rank	Bib	Name Sport Class	NPC Code	Positions			Partials		Difference Time		
				Pos	Time	Rank	Pos	Time		Rank	
5	59	SUZUKI Takeshi LW12-2	JPN	Run 1:	Int1:	31.96 (26.88)	(16)			3.51	
					Int2:	56.86 (47.83)	(9)	I1-I2:	24.90 (20.95)	(5)	5.22
					Fin:	1:17.19 (1:04.93)	(9)	I2-Fin:	20.33 (17.10)	(9)	7.02
				Run 2:	Int1:	29.76 (25.03)	(6)				2.00
					Int2:	52.39 (44.07)	(4)	I1-I2:	22.63 (19.04)	(2)	2.44
					Fin:	1:11.12 (59.83)	(5)	I2-Fin:	18.73 (15.76)	(5)	3.54
				Total:	Int1:	1:46.95 (1:29.96)	(6)				9.02
					Int2:	2:09.58 (1:49.00)	(5)				9.46
					Fin:	2:28.31 (2:04.76)	(5)				10.56
				6	75	CHEN Liang LW12-2	CHN	Run 1:	Int1:	30.03 (25.26)	(7)
Int2:	55.56 (46.74)	(6)	I1-I2:						25.53 (21.48)	(6)	4.13
Fin:	1:15.55 (1:03.56)	(6)	I2-Fin:						19.99 (16.82)	(7)	5.65
Run 2:	Int1:	30.20 (25.40)	(8)								2.37
	Int2:	54.75 (46.06)	(9)					I1-I2:	24.55 (20.66)	(8)	4.43
	Fin:	1:14.15 (1:02.38)	(9)					I2-Fin:	19.40 (16.32)	(7)	6.09
Total:	Int1:	1:45.75 (1:28.96)	(5)								8.02
	Int2:	2:10.30 (1:49.62)	(6)								10.08
	Fin:	2:29.70 (2:05.94)	(6)								11.74
7	62	de LANGEN Niels LW12-2	NED					Run 1:	Int1:	28.14 (23.67)	(3)
				Int2:	1:00.87 (51.20)	(25)	I1-I2:		32.73 (27.53)	(32)	8.59
				Fin:	1:19.55 (1:06.92)	(15)	I2-Fin:		18.68 (15.72)	(3)	9.01
				Run 2:	Int1:	28.38 (23.87)	(3)				0.84
					Int2:	52.57 (44.22)	(5)	I1-I2:	24.19 (20.35)	(6)	2.59
					Fin:	1:10.82 (59.58)	(4)	I2-Fin:	18.25 (15.36)	(4)	3.29
				Total:	Int1:	1:47.93 (1:30.79)	(7)				9.85
					Int2:	2:12.12 (1:51.14)	(8)				11.60
					Fin:	2:30.37 (2:06.50)	(7)				12.30
				8	57	MORII Taiki LW11	JPN	Run 1:	Int1:	32.47 (26.33)	(9)
Int2:	58.82 (47.70)	(7)	I1-I2:						26.35 (21.37)	(12)	5.09
Fin:	1:20.62 (1:05.38)	(10)	I2-Fin:						21.80 (17.68)	(16)	7.47
Run 2:	Int1:	31.78 (25.77)	(10)								2.74
	Int2:	55.76 (45.22)	(7)					I1-I2:	23.98 (19.45)	(5)	3.59
	Fin:	1:16.14 (1:01.74)	(7)					I2-Fin:	20.38 (16.52)	(11)	5.45
Total:	Int1:	1:52.40 (1:31.15)	(9)								10.21
	Int2:	2:16.38 (1:50.60)	(7)								11.06
	Fin:	2:36.76 (2:07.12)	(8)								12.92



Performance Analysis by Rank 按排名评价表现

Number of Competitors: 30 Number of NPCs: 17

Rank	Bib	Name Sport Class	NPC Code	Positions			Partials		Difference Time		
				Run	Pos	Time	Rank	Time		Rank	
9	66	BRAZ-DAGAND Lou LW10-2	FRA	Run 1:	Int1:	33.41 (26.81)	(14)			3.44	
					Int2:	59.78 (47.97)	(10)	I1-I2:	26.37 (21.16)	(13)	5.36
					Fin:	1:19.89 (1:04.11)	(7)	I2-Fin:	20.11 (16.14)	(8)	6.20
				Run 2:	Int1:	33.39 (26.79)	(17)			3.76	
					Int2:	58.80 (47.18)	(13)	I1-I2:	25.41 (20.39)	(16)	5.55
					Fin:	1:19.33 (1:03.66)	(12)	I2-Fin:	20.53 (16.48)	(13)	7.37
				Total:	Int1:	1:53.28 (1:30.90)	(8)			9.96	
					Int2:	2:18.69 (1:51.29)	(9)			11.75	
					Fin:	2:39.22 (2:07.77)	(9)			13.57	
10	68	MEIJER Floris LW10-2	NED	Run 1:	Int1:	34.09 (27.35)	(20)			3.98	
					Int2:	1:00.70 (48.71)	(13)	I1-I2:	26.61 (21.36)	(15)	6.10
					Fin:	1:23.51 (1:07.01)	(17)	I2-Fin:	22.81 (18.30)	(21)	9.10
				Run 2:	Int1:	32.01 (25.68)	(9)			2.65	
					Int2:	56.24 (45.13)	(6)	I1-I2:	24.23 (19.45)	(7)	3.50
					Fin:	1:17.49 (1:02.18)	(8)	I2-Fin:	21.25 (17.05)	(19)	5.89
				Total:	Int1:	1:55.52 (1:32.69)	(12)			11.75	
					Int2:	2:19.75 (1:52.14)	(10)			12.60	
					Fin:	2:41.00 (2:09.19)	(10)			14.99	
11	88	HANLON Josh LW12-2	AUS	Run 1:	Int1:	31.91 (26.84)	(15)			3.47	
					Int2:	57.99 (48.78)	(14)	I1-I2:	26.08 (21.94)	(9)	6.17
					Fin:	1:19.17 (1:06.60)	(14)	I2-Fin:	21.18 (17.82)	(13)	8.69
				Run 2:	Int1:	30.82 (25.92)	(11)			2.89	
					Int2:	55.63 (46.80)	(11)	I1-I2:	24.81 (20.88)	(10)	5.17
					Fin:	1:15.14 (1:03.21)	(10)	I2-Fin:	19.51 (16.41)	(8)	6.92
				Total:	Int1:	1:49.99 (1:32.52)	(10)			11.58	
					Int2:	2:14.80 (1:53.40)	(12)			13.86	
					Fin:	2:34.31 (2:09.81)	(11)			15.61	
12	90	ROWLAND Brian LW11	CAN	Run 1:	Int1:	33.00 (26.76)	(13)			3.39	
					Int2:	1:00.44 (49.01)	(15)	I1-I2:	27.44 (22.25)	(17)	6.40
					Fin:	1:21.47 (1:06.07)	(12)	I2-Fin:	21.03 (17.06)	(12)	8.16
				Run 2:	Int1:	32.78 (26.58)	(15)			3.55	
					Int2:	58.34 (47.31)	(15)	I1-I2:	25.56 (20.73)	(17)	5.68
					Fin:	1:19.10 (1:04.15)	(13)	I2-Fin:	20.76 (16.84)	(15)	7.86
				Total:	Int1:	1:54.25 (1:32.65)	(11)			11.71	
					Int2:	2:19.81 (1:53.38)	(11)			13.84	
					Fin:	2:40.57 (2:10.22)	(12)			16.02	



Performance Analysis by Rank 按排名评价表现

Number of Competitors: 30 Number of NPCs: 17

Rank	Bib	Name Sport Class	NPC Code	Positions			Partials		Difference Time		
				Run	Pos	Time	Rank	Time		Rank	
13	80	SLIVNIK Jernej LW12-1	SLO	Run 1:	Int1:	31.45 (26.27)	(8)			2.90	
					Int2:	57.21 (47.80)	(8)	I1-I2:	25.76 (21.53)	(7)	5.19
					Fin:	1:17.66 (1:04.89)	(8)	I2-Fin:	20.45 (17.09)	(10)	6.98
				Run 2:	Int1:	33.97 (28.38)	(25)			5.35	
					Int2:	58.76 (49.09)	(22)	I1-I2:	24.79 (20.71)	(9)	7.46
					Fin:	1:18.80 (1:05.84)	(19)	I2-Fin:	20.04 (16.75)	(10)	9.55
				Total:	Int1:	1:51.63 (1:33.27)	(14)			12.33	
					Int2:	2:16.42 (1:53.98)	(13)			14.44	
					Fin:	2:36.46 (2:10.73)	(13)			16.53	
14	73	BISQUERTT HUDSON Nicolas LW10-2	CHI	Run 1:	Int1:	32.93 (26.42)	(10)			3.05	
					Int2:	1:00.60 (48.63)	(12)	I1-I2:	27.67 (22.21)	(18)	6.02
					Fin:	1:22.00 (1:05.80)	(11)	I2-Fin:	21.40 (17.17)	(14)	7.89
				Run 2:	Int1:	33.72 (27.06)	(20)			4.03	
					Int2:	1:00.23 (48.33)	(19)	I1-I2:	26.51 (21.27)	(21)	6.70
					Fin:	1:21.51 (1:05.41)	(17)	I2-Fin:	21.28 (17.08)	(20)	9.12
				Total:	Int1:	1:55.72 (1:32.86)	(13)			11.92	
					Int2:	2:22.23 (1:54.13)	(14)			14.59	
					Fin:	2:43.51 (2:11.21)	(14)			17.01	
15	70	HAN Sang Min LW12-1	KOR	Run 1:	Int1:	33.07 (27.63)	(23)			4.26	
					Int2:	59.45 (49.67)	(19)	I1-I2:	26.38 (22.04)	(14)	7.06
					Fin:	1:20.17 (1:06.99)	(16)	I2-Fin:	20.72 (17.32)	(11)	9.08
				Run 2:	Int1:	32.12 (26.83)	(18)			3.80	
					Int2:	57.46 (48.01)	(18)	I1-I2:	25.34 (21.18)	(14)	6.38
					Fin:	1:17.35 (1:04.63)	(16)	I2-Fin:	19.89 (16.62)	(9)	8.34
				Total:	Int1:	1:52.29 (1:33.82)	(16)			12.88	
					Int2:	2:17.63 (1:55.00)	(16)			15.46	
					Fin:	2:37.52 (2:11.62)	(15)			17.42	
16	87	BAMBUR Jasmin LW11	USA	Run 1:	Int1:	33.44 (27.11)	(18)			3.74	
					Int2:	1:01.59 (49.94)	(21)	I1-I2:	28.15 (22.83)	(20)	7.33
					Fin:	1:23.61 (1:07.80)	(20)	I2-Fin:	22.02 (17.86)	(17)	9.89
				Run 2:	Int1:	32.96 (26.73)	(16)			3.70	
					Int2:	58.81 (47.69)	(16)	I1-I2:	25.85 (20.96)	(19)	6.06
					Fin:	1:19.21 (1:04.23)	(14)	I2-Fin:	20.40 (16.54)	(12)	7.94
				Total:	Int1:	1:56.57 (1:34.53)	(19)			13.59	
					Int2:	2:22.42 (1:55.49)	(18)			15.95	
					Fin:	2:42.82 (2:12.03)	(16)			17.83	



Performance Analysis by Rank 按排名评价表现

Number of Competitors: 30 Number of NPCs: 17

Rank	Bib	Name Sport Class	NPC Code	Positions			Partials		Difference Time		
				Run	Pos	Time	Rank	Pos		Time	Rank
17	81	CHRISTEN Pascal LW10-2	SUI	Run 1:	Int1:	33.28 (26.70)	(11)			3.33	
					Int2:	1:01.52 (49.36)	(17)	I1-I2:	28.24 (22.66)	(22)	6.75
					Fin:	1:24.52 (1:07.82)	(21)	I2-Fin:	23.00 (18.46)	(24)	9.91
				Run 2:	Int1:	33.09 (26.55)	(14)			3.52	
					Int2:	58.44 (46.89)	(12)	I1-I2:	25.35 (20.34)	(15)	5.26
					Fin:	1:20.45 (1:04.56)	(15)	I2-Fin:	22.01 (17.67)	(22)	8.27
				Total:	Int1:	1:57.61 (1:34.37)	(18)			13.43	
					Int2:	2:22.96 (1:54.71)	(15)			15.17	
					Fin:	2:44.97 (2:12.38)	(17)			18.18	
18	67	LI Xiang LW10-1	CHN	Run 1:	Int1:	34.46 (26.72)	(12)			3.35	
					Int2:	1:03.67 (49.38)	(18)	I1-I2:	29.21 (22.66)	(30)	6.77
					Fin:	1:26.53 (1:07.11)	(18)	I2-Fin:	22.86 (17.73)	(22)	9.20
				Run 2:	Int1:	34.03 (26.39)	(13)			3.36	
					Int2:	1:01.81 (47.93)	(17)	I1-I2:	27.78 (21.54)	(25)	6.30
					Fin:	1:24.93 (1:05.87)	(20)	I2-Fin:	23.12 (17.94)	(27)	9.58
				Total:	Int1:	2:00.56 (1:33.50)	(15)			12.56	
					Int2:	2:28.34 (1:55.04)	(17)			15.50	
					Fin:	2:51.46 (2:12.98)	(18)			18.78	
19	84	GONG Zhaolin LW10-2	CHN	Run 1:	Int1:	33.96 (27.25)	(19)			3.88	
					Int2:	1:00.05 (48.19)	(11)	I1-I2:	26.09 (20.94)	(10)	5.58
					Fin:	1:22.77 (1:06.42)	(13)	I2-Fin:	22.72 (18.23)	(20)	8.51
				Run 2:	Int1:	34.62 (27.78)	(23)			4.75	
					Int2:	1:01.18 (49.09)	(22)	I1-I2:	26.56 (21.31)	(22)	7.46
					Fin:	1:24.15 (1:07.53)	(23)	I2-Fin:	22.97 (18.44)	(26)	11.24
				Total:	Int1:	1:57.39 (1:34.20)	(17)			13.26	
					Int2:	2:23.95 (1:55.51)	(19)			15.97	
					Fin:	2:46.92 (2:13.95)	(19)			19.75	
20	77	DRUGAN Ravi LW12-2	USA	Run 1:	Int1:	32.89 (27.67)	(24)			4.30	
					Int2:	1:00.32 (50.74)	(23)	I1-I2:	27.43 (23.07)	(16)	8.13
					Fin:	1:24.71 (1:11.26)	(28)	I2-Fin:	24.39 (20.52)	(32)	13.35
				Run 2:	Int1:	29.59 (24.89)	(5)			1.86	
					Int2:	54.77 (46.07)	(10)	I1-I2:	25.18 (21.18)	(13)	4.44
					Fin:	1:15.53 (1:03.54)	(11)	I2-Fin:	20.76 (17.47)	(15)	7.25
				Total:	Int1:	1:54.30 (1:36.15)	(20)			15.21	
					Int2:	2:19.48 (1:57.33)	(20)			17.79	
					Fin:	2:40.24 (2:14.80)	(20)			20.60	



Performance Analysis by Rank 按排名评价表现

Number of Competitors: 30 Number of NPCs: 17

Rank	Bib	Name Sport Class	NPC Code	Positions			Partials		Difference Time		
				Run	Pos	Time	Rank	Pos		Time	Rank
21	89	ENIGL Robert LW12-1	USA	Run 1:	Int1:	33.13 (27.68)	(25)			4.31	
					Int2:	58.92 (49.23)	(16)	I1-I2:	25.79 (21.55)	(8)	6.62
					Fin:	1:22.25 (1:08.72)	(22)	I2-Fin:	23.33 (19.49)	(28)	10.81
				Run 2:	Int1:	32.84 (27.44)	(21)			4.41	
					Int2:	58.60 (48.96)	(21)	I1-I2:	25.76 (21.52)	(18)	7.33
					Fin:	1:19.33 (1:06.28)	(22)	I2-Fin:	20.73 (17.32)	(14)	9.99
				Total:	Int1:	1:55.09 (1:36.16)	(21)			15.22	
					Int2:	2:20.85 (1:57.68)	(21)			18.14	
					Fin:	2:41.58 (2:15.00)	(21)			20.80	
22	82	TAIT Sam LW11	AUS	Run 1:	Int1:	35.16 (28.51)	(28)			5.14	
					Int2:	1:03.97 (51.87)	(27)	I1-I2:	28.81 (23.36)	(27)	9.26
					Fin:	1:26.66 (1:10.28)	(24)	I2-Fin:	22.69 (18.41)	(19)	12.37
				Run 2:	Int1:	33.18 (26.90)	(19)			3.87	
					Int2:	1:00.26 (48.87)	(20)	I1-I2:	27.08 (21.97)	(24)	7.24
					Fin:	1:21.54 (1:06.12)	(21)	I2-Fin:	21.28 (17.25)	(20)	9.83
				Total:	Int1:	1:59.84 (1:37.18)	(22)			16.24	
					Int2:	2:26.92 (1:59.15)	(22)			19.61	
					Fin:	2:48.20 (2:16.40)	(22)			22.20	
23	86	FUJIWARA Tetsu LW11	JPN	Run 1:	Int1:	35.03 (28.40)	(27)			5.03	
					Int2:	1:04.04 (51.93)	(28)	I1-I2:	29.01 (23.53)	(28)	9.32
					Fin:	1:26.67 (1:10.28)	(24)	I2-Fin:	22.63 (18.35)	(18)	12.37
				Run 2:	Int1:	33.97 (27.54)	(22)			4.51	
					Int2:	1:01.83 (50.14)	(24)	I1-I2:	27.86 (22.60)	(26)	8.51
					Fin:	1:24.62 (1:08.62)	(25)	I2-Fin:	22.79 (18.48)	(25)	12.33
				Total:	Int1:	2:00.64 (1:37.82)	(23)			16.88	
					Int2:	2:28.50 (2:00.42)	(24)			20.88	
					Fin:	2:51.29 (2:18.90)	(23)			24.70	
24	85	BAMBOUSEK Pavel LW12-1	CZE	Run 1:	Int1:	34.37 (28.71)	(29)			5.34	
					Int2:	1:03.43 (53.00)	(30)	I1-I2:	29.06 (24.29)	(29)	10.39
					Fin:	1:27.55 (1:13.15)	(31)	I2-Fin:	24.12 (20.15)	(31)	15.24
				Run 2:	Int1:	31.56 (26.37)	(12)			3.34	
					Int2:	56.49 (47.20)	(14)	I1-I2:	24.93 (20.83)	(12)	5.57
					Fin:	1:18.79 (1:05.83)	(18)	I2-Fin:	22.30 (18.63)	(24)	9.54
				Total:	Int1:	1:59.11 (1:39.52)	(25)			18.58	
					Int2:	2:24.04 (2:00.35)	(23)			20.81	
					Fin:	2:46.34 (2:18.98)	(24)			24.78	



Performance Analysis by Rank 按排名评价表现

Number of Competitors: 30 Number of NPCs: 17

Rank	Bib	Name Sport Class	NPC Code	Positions			Partials		Difference Time		
				Pos	Time	Rank	Pos	Time		Rank	
25	58	BREWER Matthew Ryan LW12-2	USA	Run 1:	Int1:	32.81 (27.60)	(22)			4.23	
					Int2:	1:00.65 (51.02)	(24)	I1-I2:	27.84 (23.42)	(19)	8.41
					Fin:	1:23.95 (1:10.62)	(26)	I2-Fin:	23.30 (19.60)	(27)	12.71
				Run 2:	Int1:	34.52 (29.04)	(27)			6.01	
					Int2:	1:00.70 (51.06)	(26)	I1-I2:	26.18 (22.02)	(20)	9.43
					Fin:	1:21.81 (1:08.82)	(26)	I2-Fin:	21.11 (17.76)	(17)	12.53
				Total:	Int1:	1:58.47 (1:39.66)	(26)			18.72	
					Int2:	2:24.65 (2:01.68)	(25)			22.14	
					Fin:	2:45.76 (2:19.44)	(25)			25.24	
26	92	SLEGG Alex LW12-1	GBR	Run 1:	Int1:	35.10 (29.32)	(31)			5.95	
					Int2:	1:03.76 (53.27)	(31)	I1-I2:	28.66 (23.95)	(26)	10.66
					Fin:	1:26.79 (1:12.52)	(30)	I2-Fin:	23.03 (19.25)	(25)	14.61
				Run 2:	Int1:	33.81 (28.25)	(24)			5.22	
					Int2:	1:00.61 (50.64)	(25)	I1-I2:	26.80 (22.39)	(23)	9.01
					Fin:	1:21.84 (1:08.38)	(24)	I2-Fin:	21.23 (17.74)	(18)	12.09
				Total:	Int1:	2:00.60 (1:40.77)	(27)			19.83	
					Int2:	2:27.40 (2:03.16)	(27)			23.62	
					Fin:	2:48.63 (2:20.90)	(26)			26.70	
27	93	DRAHOS Petr LW12-1	CZE	Run 1:	Int1:	33.33 (27.85)	(26)			4.48	
					Int2:	1:01.76 (51.60)	(26)	I1-I2:	28.43 (23.75)	(24)	8.99
					Fin:	1:24.84 (1:10.89)	(27)	I2-Fin:	23.08 (19.29)	(26)	12.98
				Run 2:	Int1:	34.14 (28.52)	(26)			5.49	
					Int2:	1:02.11 (51.89)	(27)	I1-I2:	27.97 (23.37)	(27)	10.26
					Fin:	1:24.18 (1:10.34)	(27)	I2-Fin:	22.07 (18.45)	(23)	14.05
				Total:	Int1:	1:58.98 (1:39.41)	(24)			18.47	
					Int2:	2:26.95 (2:02.78)	(26)			23.24	
					Fin:	2:49.02 (2:21.23)	(27)			27.03	
28	72	WANG Hui LW10-2	CHN	Run 1:	Int1:	36.30 (29.13)	(30)			5.76	
					Int2:	1:06.03 (52.98)	(29)	I1-I2:	29.73 (23.85)	(31)	10.37
					Fin:	1:30.03 (1:12.24)	(29)	I2-Fin:	24.00 (19.26)	(29)	14.33
				Run 2:	Int1:	36.53 (29.31)	(28)			6.28	
					Int2:	1:05.46 (52.53)	(28)	I1-I2:	28.93 (23.22)	(28)	10.90
					Fin:	1:28.69 (1:11.17)	(28)	I2-Fin:	23.23 (18.64)	(28)	14.88
				Total:	Int1:	2:06.56 (1:41.55)	(28)			20.61	
					Int2:	2:35.49 (2:04.77)	(28)			25.23	
					Fin:	2:58.72 (2:23.41)	(28)			29.21	



Performance Analysis by Rank 按排名评价表现

Number of Competitors: 30 Number of NPCs: 17

Rank	Bib	Name Sport Class	NPC Code	Positions			Partial		Difference Time					
				Run	Pos	Time	Rank	Time		Rank				
29	94	CATALAN Miguel LW11	CHI	Run 1:	Int1:	37.83 (30.68)	(32)			7.31				
					Int2:	1:11.86 (58.27)	(33)	I1-I2:	34.03 (27.59)	(33)	15.66			
					Fin:	1:38.71 (1:20.05)	(33)	I2-Fin:	26.85 (21.78)	(33)	22.14			
				Run 2:	Int1:	37.26 (30.21)	(29)			7.18				
					Int2:	1:07.43 (54.68)	(29)	I1-I2:	30.17 (24.47)	(29)	13.05			
					Fin:	1:31.89 (1:14.52)	(29)	I2-Fin:	24.46 (19.84)	(29)	18.23			
				Total:	Int1:	2:15.97 (1:50.26)	(29)			29.32				
					Int2:	2:46.14 (2:14.73)	(29)			35.19				
					Fin:	3:10.60 (2:34.57)	(29)			40.37				
				30	95	DUMITY Richard LW10-1	HUN	Run 1:	Int1:	40.73 (31.59)	(34)			8.22
									Int2:	1:17.15 (59.83)	(34)	I1-I2:	36.42 (28.24)	(34)
Fin:	1:48.36 (1:24.04)	(34)	I2-Fin:						31.21 (24.21)	(34)	26.13			
Run 2:	Int1:	49.94 (38.73)	(30)							15.70				
	Int2:	1:26.11 (1:06.78)	(30)					I1-I2:	36.17 (28.05)	(30)	25.15			
	Fin:	1:56.28 (1:30.18)	(30)					I2-Fin:	30.17 (23.40)	(30)	33.89			
Total:	Int1:	2:38.30 (2:02.77)	(30)							41.83				
	Int2:	3:14.47 (2:30.82)	(30)							51.28				
	Fin:	3:44.64 (2:54.22)	(30)							1:00.02				

Intermediate Time Positions : Int. 1 = Inter1

Int. 2 = Inter2

Legend:					
Fin	Finish	Int	Intermediate	Ix	Intermediate x
Pos.	Intermediate or speed position				



Results 成绩

Jury

Technical Delegate	CARZERI Simone	ITA
WPAS Race Director	SKUTELJ SVETIC Anja	WPAS
Chief of Race	LIU Jin	CHN
Referee	RYDING Jo	GBR
Start Referee	SAWANO Hiroshi	JPN
Finish Referee	DOJCINOVIC Jelena	BIH

Video Controller	SAWICKI Ozzie	CAN
WPAS OVR Race Administrator	NEMCIC Ivan	WPAS

Technical Data

Course Name	Ice River
Start Altitude	1863m
Finish Altitude	1501m
Vertical Drop	362m
WPAS Homologation Number	13888/12/20

Race Information Run 1

Course Setter	GROS Davide	ITA
Gates/Turning Gates	41/40	
Start Time	8:30	

Race Information Run 2

Course Setter	RUER Benjamin	FRA
Gates/Turning Gates		
Start Time	12:30	

Number of Competitors: 12 Number of NPCs: 10

Rank	Bib Name	Sport Class	YB	NPC Code	IT1	IT2	Result	Diff.
1	2 BERTAGNOLLI Giacomo Guide: RAVELLI Andrea	B3	1999	ITA		39.92	54.88	
2	6 AIGNER Johannes Guide: FLEISCHMANN Matteo	B2	2005	AUT	22.50	41.18	55.91	1.03
3	1 HARAUS Miroslav Guide: HUDIK Maros	B2	1986	SVK	22.68	41.52	57.24	2.36
4	7 DELEPLACE Hyacinthe Guide: JOURDAN Maxime	B2	1989	FRA	22.96	42.55	58.47	3.59
5	3 KUBACKA Marek Guide: ZATOVICOVA Maria	B1	1988	SVK	22.81	43.12	58.95	4.07
6	4 SIMPSON Neil Guide: SIMPSON Andrew	B3	2002	GBR	24.66	44.60	1:00.81	5.93
7	10 HWANG Mingyu Guide: HAN Sehyeon	B3	1996	KOR	25.74	46.97	1:05.23	10.35
8	9 LEACH Logan Guide: PETIT Julien	B3	2002	CAN	27.44	48.38	1:05.85	10.97
9	11 JENSEN Patrick Guide: HODGSON Amelia	B2	1996	AUS	26.48	51.90	1:09.98	15.10
10	8 HETMER Patrik Guide: MACALA Miroslav	B2	1983	CZE	29.48	52.88	1:11.77	16.89
11	12 MIZDRAK Damir Guide: COCH Marija	B2	1991	CRO	29.85	55.25	1:15.60	20.72

DID NOT FINISH RUN 1: 1 competitor

5 KRAKO Jakub Guide: BROZMAN Branislav	B2	1990	SVK
---	----	------	-----

Forerunners:

Run 1:	A - GUO Quing	CHN	B - ZHU Yanan	CHN	C - ZHANG Yuying	CHN
Run 2:	A - GUO Quing	CHN	B - ZHU Yanan	CHN	C - ZHANG Yuying	CHN

Conditions on course:

Run 1	SUNNY	Snow:	ICY	Temperature - Start:	4°C	Temperature - Finish:	6°C
-------	-------	-------	-----	----------------------	-----	-----------------------	-----

Legend:

Diff.	Difference	IT1	Intermediate time 1	IT2	Intermediate time 2	YB	Year of Birth
-------	------------	-----	---------------------	-----	---------------------	----	---------------



Results 成绩

Jury

Technical Delegate	CARZERI Simone	ITA
WPAS Race Director	SKUTELJ SVETIC Anja	WPAS
Chief of Race	LIU Jin	CHN
Referee	RYDING Jo	GBR
Start Referee	SAWANO Hiroshi	JPN
Finish Referee	DOJCINOVIC Jelena	BIH

Video Controller	SAWICKI Ozzie	CAN
WPAS OVR Race Administrator	NEMCIC Ivan	WPAS

Race Information Run 1

Course Setter	GROS Davide	ITA
Gates/Turning Gates	41/40	
Start Time	8:30	

Technical Data

Course Name	Ice River
Start Altitude	1863m
Finish Altitude	1501m
Vertical Drop	362m
WPAS Homologation Number	13888/12/20

Race Information Run 2

Course Setter	RUER Benjamin	FRA
Gates/Turning Gates	40/37	
Start Time	12:30	

Number of Competitors: 12 Number of NPCs: 10

Rank	Bib Name	Sport Class	YB	NPC Code	Run 1	IT1	IT2	Run 2	Result	Diff.	Race Pts.
1	6 AIGNER Johannes Guide: FLEISCHMANN Matteo	B2	2005	AUT	55.91 (2)	21.61	39.27	53.43 (1)	1:49.34		0.00
2	2 BERTAGNOLLI Giacomo Guide: RAVELLI Andrea	B3	1999	ITA	54.88 (1)	23.06	41.28	56.14 (2)	1:51.02	1.68	15.52
3	1 HARAUS Miroslav Guide: HUDIK Maros	B2	1986	SVK	57.24 (3)	23.45	42.09	57.68 (4)	1:54.92	5.58	51.54
4	3 KUBACKA Marek Guide: ZATOVICOVA Maria	B1	1988	SVK	58.95 (5)	22.50	41.98	57.52 (3)	1:56.47	7.13	65.86
5	4 SIMPSON Neil Guide: SIMPSON Andrew	B3	2002	GBR	1:00.81 (6)	23.64	42.84	58.64 (5)	1:59.45	10.11	93.39
6	8 HETMER Patrik Guide: MACALA Miroslav	B2	1983	CZE	1:11.77(10)	26.14	48.03	1:05.99 (6)	2:17.76	28.42	262.52
7	12 MIZDRAK Damir Guide: COCH Marija	B2	1991	CRO	1:15.60(11)	29.27	52.79	1:12.45 (7)	2:28.05	38.71	357.57

DID NOT FINISH RUN 2: 4 competitors

7	DELEPLACE Hyacinthe Guide: JOURDAN Maxime	B2	1989	FRA
9	LEACH Logan Guide: PETIT Julien	B3	2002	CAN
10	HWANG Mingyu Guide: HAN Sehyeon	B3	1996	KOR
11	JENSEN Patrick Guide: HODGSON Amelia	B2	1996	AUS

DID NOT FINISH RUN 1: 1 competitor

5	KRAKO Jakub Guide: BROZMAN Branislav	B2	1990	SVK
---	---	----	------	-----



Results 成绩

Number of Competitors: 12 Number of NPCs: 10

Rank	Bib Name	Sport Class	YB	NPC Code	Run 1	IT1	IT2	Run 2	Result	Diff.	Race Pts.
------	----------	-------------	----	----------	-------	-----	-----	-------	--------	-------	-----------

Forerunners:											
Run 1:	A - GUO Quing	CHN	B - ZHU Yanan	CHN	C - ZHANG Yuying	CHN					
Run 2:	A - GUO Quing	CHN	B - ZHU Yanan	CHN	C - ZHANG Yuying	CHN					

Conditions on course:											
Run 1	SUNNY	Snow: ICY	Temperature - Start:	4°C	Temperature - Finish:	6°C					
Run 2	SUNNY	Snow: GRANULAR	Temperature - Start:	10°C	Temperature - Finish:	16°C					

Legend:											
Diff.	Difference	IT1	Intermediate time 1	IT2	Intermediate time 2	YB	Year of Birth				

THU 10 MAR 2022 / Yanqing National Alpine Skiing Centre (CHN) / 03030



Performance Analysis by Rank 按排名评价表现

Number of Competitors: 7 Number of NPCs: 6

Rank	Bib	Name Sport Class	NPC Code	Positions			Partials		Difference Time		
				Pos	Time	Rank	Pos	Time		Rank	
1	6	AIGNER Johannes B2	AUT	Run 1:	Int1:	25.96 (22.50)	(1)			0.00	
					Int2:	47.50 (41.18)	(2)	I1-I2:	21.54 (18.68)	(1)	1.26
					Fin:	1:04.49 (55.91)	(2)	I2-Fin:	16.99 (14.73)	(2)	1.03
				Run 2:	Int1:	24.93 (21.61)	(1)				0.00
					Int2:	45.30 (39.27)	(1)	I1-I2:	20.37 (17.66)	(2)	0.00
					Fin:	1:01.63 (53.43)	(1)	I2-Fin:	16.33 (14.16)	(1)	0.00
				Total:	Int1:	1:29.42 (1:17.52)	(1)				0.00
					Int2:	1:49.79 (1:35.18)	(1)				0.00
					Fin:	2:06.12 (1:49.34)	(1)				0.00
				2	2	BERTAGNOLLI Giacomo B3	ITA	Run 1:	Int1:		
Int2:	44.62 (39.92)	(1)	I1-I2:								0.00
Fin:	1:01.35 (54.88)	(1)	I2-Fin:						16.73 (14.96)	(1)	0.00
Run 2:	Int1:	25.78 (23.06)	(3)								1.45
	Int2:	46.14 (41.28)	(2)					I1-I2:	20.36 (18.22)	(1)	2.01
	Fin:	1:02.75 (56.14)	(2)					I2-Fin:	16.61 (14.86)	(2)	2.71
Total:	Int1:	1:27.13 (1:17.94)	(2)								0.42
	Int2:	1:47.49 (1:36.16)	(2)								0.98
	Fin:	2:04.10 (1:51.02)	(2)								1.68
3	1	HARAUS Miroslav B2	SVK					Run 1:	Int1:	26.16 (22.68)	(2)
				Int2:	47.89 (41.52)	(3)	I1-I2:		21.73 (18.84)	(2)	1.60
				Fin:	1:06.02 (57.24)	(3)	I2-Fin:		18.13 (15.72)	(4)	2.36
				Run 2:	Int1:	27.05 (23.45)	(4)				1.84
					Int2:	48.55 (42.09)	(4)	I1-I2:	21.50 (18.64)	(4)	2.82
					Fin:	1:06.53 (57.68)	(4)	I2-Fin:	17.98 (15.59)	(4)	4.25
				Total:	Int1:	1:33.07 (1:20.69)	(3)				3.17
					Int2:	1:54.57 (1:39.33)	(3)				4.15
					Fin:	2:12.55 (1:54.92)	(3)				5.58
				4	3	KUBACKA Marek B1	SVK	Run 1:	Int1:	37.70 (22.81)	(3)
Int2:	1:11.24 (43.12)	(5)	I1-I2:						33.54 (20.31)	(10)	3.20
Fin:	1:37.40 (58.95)	(5)	I2-Fin:						26.16 (15.83)	(11)	4.07
Run 2:	Int1:	37.18 (22.50)	(2)								0.89
	Int2:	1:09.36 (41.98)	(3)					I1-I2:	32.18 (19.48)	(7)	2.71
	Fin:	1:35.03 (57.52)	(3)					I2-Fin:	25.67 (15.54)	(7)	4.09
Total:	Int1:	2:14.58 (1:21.45)	(4)								3.93
	Int2:	2:46.76 (1:40.93)	(4)								5.75
	Fin:	3:12.43 (1:56.47)	(4)								7.13



Performance Analysis by Rank 按排名评价表现

Number of Competitors: 7 Number of NPCs: 6

Rank	Bib	Name Sport Class	NPC Code	Positions			Partials		Difference Time		
				Run	Pos	Time	Rank	Pos		Time	Rank
5	4	SIMPSON Neil B3	GBR	Run 1:	Int1:	27.57 (24.66)	(5)			2.16	
					Int2:	49.85 (44.60)	(6)	I1-I2:	22.28 (19.94)	(3)	4.68
					Fin:	1:07.97 (1:00.81)	(6)	I2-Fin:	18.12 (16.21)	(3)	5.93
				Run 2:	Int1:	26.43 (23.64)	(5)			2.03	
					Int2:	47.89 (42.84)	(5)	I1-I2:	21.46 (19.20)	(3)	3.57
					Fin:	1:05.55 (58.64)	(5)	I2-Fin:	17.66 (15.80)	(3)	5.21
				Total:	Int1:	1:34.40 (1:24.45)	(5)			6.93	
					Int2:	1:55.86 (1:43.65)	(5)			8.47	
					Fin:	2:13.52 (1:59.45)	(5)			10.11	
6	8	HETMER Patrik B2	CZE	Run 1:	Int1:	34.00 (29.48)	(9)			6.98	
					Int2:	1:00.99 (52.88)	(10)	I1-I2:	26.99 (23.40)	(7)	12.96
					Fin:	1:22.78 (1:11.77)	(10)	I2-Fin:	21.79 (18.89)	(9)	16.89
				Run 2:	Int1:	30.15 (26.14)	(6)			4.53	
					Int2:	55.40 (48.03)	(6)	I1-I2:	25.25 (21.89)	(5)	8.76
					Fin:	1:16.11 (1:05.99)	(6)	I2-Fin:	20.71 (17.96)	(5)	12.56
				Total:	Int1:	1:52.93 (1:37.91)	(6)			20.39	
					Int2:	2:18.18 (1:59.80)	(6)			24.62	
					Fin:	2:38.89 (2:17.76)	(6)			28.42	
7	12	MIZDRAK Damir B2	CRO	Run 1:	Int1:	34.43 (29.85)	(10)			7.35	
					Int2:	1:03.72 (55.25)	(11)	I1-I2:	29.29 (25.40)	(8)	15.33
					Fin:	1:27.19 (1:15.60)	(11)	I2-Fin:	23.47 (20.35)	(10)	20.72
				Run 2:	Int1:	33.76 (29.27)	(7)			7.66	
					Int2:	1:00.89 (52.79)	(7)	I1-I2:	27.13 (23.52)	(6)	13.52
					Fin:	1:23.56 (1:12.45)	(7)	I2-Fin:	22.67 (19.66)	(6)	19.02
				Total:	Int1:	2:00.95 (1:44.87)	(7)			27.35	
					Int2:	2:28.08 (2:08.39)	(7)			33.21	
					Fin:	2:50.75 (2:28.05)	(7)			38.71	

Intermediate Time Positions : Int. 1 = Inter1

Int. 2 = Inter2

Legend:					
Fin	Finish	Int	Intermediate	Ix	Intermediate x
Pos.	Intermediate or speed position				



Competition Schedule

竞赛日程

As of FRI 11 MAR 2022

REVISED
11 MAR 9:52

Date	Start Time	Event
TUE 1 MAR	10:30	Women's Downhill Vision Impaired 1st Official Training Women's Downhill Standing 1st Official Training Women's Downhill Sitting 1st Official Training Men's Downhill Vision Impaired 1st Official Training Men's Downhill Standing 1st Official Training Men's Downhill Sitting 1st Official Training
WED 2 MAR	11:00	Women's Downhill Vision Impaired 2nd Official Training Women's Downhill Standing 2nd Official Training Women's Downhill Sitting 2nd Official Training Men's Downhill Vision Impaired 2nd Official Training Men's Downhill Standing 2nd Official Training Men's Downhill Sitting 2nd Official Training
THU 3 MAR	10:00	Women's Downhill Vision Impaired 3rd Official Training Women's Downhill Standing 3rd Official Training Women's Downhill Sitting 3rd Official Training Men's Downhill Vision Impaired 3rd Official Training Men's Downhill Standing 3rd Official Training Men's Downhill Sitting 3rd Official Training
SAT 5 MAR	10:00	Women's Downhill Vision Impaired Women's Downhill Standing Women's Downhill Sitting Men's Downhill Vision Impaired Men's Downhill Standing Men's Downhill Sitting
SUN 6 MAR	10:00	Women's Super-G Vision Impaired Women's Super-G Standing Women's Super-G Sitting Men's Super-G Vision Impaired Men's Super-G Standing Men's Super-G Sitting



Competition Schedule

竞赛日程

As of FRI 11 MAR 2022

REVISED
11 MAR 9:52

Date	Start Time	Event
MON 7 MAR	9:30	Women's Super Combined Super-G Vision Impaired
		Women's Super Combined Super-G Standing
		Women's Super Combined Super-G Sitting
		Men's Super Combined Super-G Vision Impaired
		Men's Super Combined Super-G Standing
		Men's Super Combined Super-G Sitting
	14:15	Women's Super Combined Slalom Vision Impaired
		Women's Super Combined Slalom Standing
		Women's Super Combined Slalom Sitting
		Men's Super Combined Slalom Vision Impaired
		Men's Super Combined Slalom Standing
		Men's Super Combined Slalom Sitting
THU 10 MAR	8:30	Men's Giant Slalom Vision Impaired Run 1
		Men's Giant Slalom Standing Run 1
		Men's Giant Slalom Sitting Run 1
	12:30	Men's Giant Slalom Vision Impaired Run 2
		Men's Giant Slalom Standing Run 2
		Men's Giant Slalom Sitting Run 2
FRI 11 MAR	8:30	Women's Giant Slalom Vision Impaired Run 1
		Women's Giant Slalom Standing Run 1
		Women's Giant Slalom Sitting Run 1
	12:00	Women's Giant Slalom Vision Impaired Run 2
		Women's Giant Slalom Standing Run 2
		Women's Giant Slalom Sitting Run 2
SAT 12 MAR	8:30	Women's Slalom Vision Impaired Run 1
		Women's Slalom Standing Run 1
		Women's Slalom Sitting Run 1
	11:45	Women's Slalom Vision Impaired Run 2
		Women's Slalom Standing Run 2
		Women's Slalom Sitting Run 2
SUN 13 MAR	8:30	Men's Slalom Vision Impaired Run 1
		Men's Slalom Standing Run 1
		Men's Slalom Sitting Run 1
	12:30	Men's Slalom Vision Impaired Run 2
		Men's Slalom Standing Run 2
		Men's Slalom Sitting Run 2

REVISED

Women's Giant Slalom Runs 2 have been rescheduled to 12:00



Number of Entries by Category and Class

类别和分级报名人数

As of FRI 4 MAR 2022

NPC Code	Standing											Sitting					Vision Impaired			Total
	LW 1	LW 2	LW 3	LW 4	LW 5/7-1	LW 5/7-2	LW 5/7-3	LW 6/8-1	LW 6/8-2	LW 9-1	LW 9-2	LW 10-1	LW 10-2	LW 11	LW 12-1	LW 12-2	B1	B2	B3	
AUS										1								1		2
AUT								1										3		4
BEL																		1		1
BIH			1																	1
CAN		1						1	1		1				1					5
CHI		1																		1
CHN								2	1						2	2		1		8
CRO								1												1
FIN															1					1
FRA								1												1
GBR															1			2		3
GER								1	1						1			1		4
GRE																			1	1
ISR		1																		1
ITA																		2		2
JPN								1		1		1			1	1				5
KOR																		1		1
LIE													1							1
NED														1						1
ROU				1																1
SUI																				
SVK					1				1									1	1	4
SWE				1																1
USA								1							1			1		3
Total Athletes	0	3	1	2	1	0	0	3	8	3	2	0	2	1	7	4	0	14	2	53
Total NPCs	0	3	1	2	1	0	0	3	7	3	2	0	2	1	6	3	0	10	2	23



Number of Entries by Category and Class

类别和分级报名人数

As of FRI 4 MAR 2022

NPC Code	Standing											Sitting					Vision Impaired			Total	
	LW 1	LW 2	LW 3	LW 4	LW 5/7-1	LW 5/7-2	LW 5/7-3	LW 6/8-1	LW 6/8-2	LW 9-1	LW 9-2	LW 10-1	LW 10-2	LW 11	LW 12-1	LW 12-2	B1	B2	B3		
AND											1										1
ARG															1						1
AUS									1						1		1		1		4
AUT		1							2	1	1	1				1			2		9
BEL									1												1
BIH				1																	1
CAN										1					1					2	4
CHI										1				1	1						3
CHN		1			1			3	2	1		1	2			3					14
CRO																			1		1
CZE											1					2			1		4
DEN																1					1
FIN								1													1
FRA			1	2					1		1		1	1					1		8
GBR								1								1	1			1	4
GER		2																			2
HUN												1									1
ISL		1																			1
ITA		1							1							1				1	4
JPN		1	2						1		1				3		1				9
KOR																2				1	3
MEX												1									1
MGL								1													1
NED			1										1			2					4
NOR						1									1						2
NZL	1														1	1					3
POL		1													1						2
PUR													1								1
SLO																1					1
SUI										1	2		1	1							5
SVK										1								1	2		4
SWE									2												2
USA	1	1		3						1	1				3	2	2				14
Total Athletes	2	9	4	6	1	1	1	5	11	7	8	4	7	15	12	10	1	8	5	117	
Total NPCs	2	8	3	3	1	1	1	3	8	7	7	4	6	11	9	6	1	6	4	33	



Medal Standings

奖牌榜

As of SUN 13 MAR 2022 at 14:38

After 30 of 30 Events

Rank	NPC	Men				Women				Total				Rank by Total
		G	S	B	Tot.	G	S	B	Tot.	G	S	B	Tot.	
1	AUT - Austria	2	4	1	7	2	1	1	4	4	5	2	11	2
2	NOR - Norway	4	1		5					4	1		5	=9
3	CHN - People's Republic of China	1	1	1	3	2	8	6	16	3	9	7	19	1
4	FRA - France	3		2	5		1		1	3	1	2	6	=3
4	JPN - Japan			2	2	3	1		4	3	1	2	6	=3
6	SVK - Slovakia			2	2	3		1	4	3		3	6	=3
7	ITA - Italy	2	3	1	6					2	3	1	6	=3
8	GER - Germany					2	2	2	6	2	2	2	6	=3
9	SWE - Sweden					2		1	3	2		1	3	=12
10	CAN - Canada		1	1	2	1	1	2	4	1	2	3	6	=3
11	GBR - Great Britain	1		1	2		1	2	3	1	1	3	5	=9
12	NZL - New Zealand	1	1	2	4					1	1	2	4	11
13	FIN - Finland	1	1		2					1	1		2	14
14	NED - Netherlands		2	1	3						2	1	3	=12
15	USA - United States of America		1		1						1		1	=15
16	SUI - Switzerland			1	1							1	1	=15
	Total:	15	15	15	45	15	15	15	45	30	30	30	90	

Legend:			
=	Equal sign indicates that two or more NPCs share the same rank by total		
G	Gold	S	Silver
		Tot	Total
		B	Bronze



Competition Officials

竞赛官员

As of FRI 4 MAR 2022

REVISED
4 MAR 11:00

Function	Name	Organization
Para Alpine Skiing Jury		
Technical Delegate	PALOVICOVA Jana	WPAS
	CARZERI Simone	WPAS
WPAS Race Director	SKUTELJ Anja	WPAS
Chief of Race	AN Linbo	CHN - People's Republic of China
	LIU Jin	CHN - People's Republic of China
Referee: Downhill	GROS Davide	ITA - Italy
Assistant Referee: Downhill	CARZERI Simone	WPAS
Referee: Super-G	BLATTMANN Hans	NOR - Norway
Assistant Referee: Super-G	PALOVICOVA Jana	WPAS
Referee: Super Combined	MCALLISTER Tony	USA - United States of America
Assistant Referee: Super Combined	CARZERI Simone	WPAS
Referee: Women's Giant Slalom	PEARL Ryan	AUS - Australia
Referee: Men's Giant Slalom	RYDING Jo	GBR - Great Britain
Referee: Women's Slalom	BAN Kazuhiko	JPN - Japan
Referee: Men's Slalom	WOLF Justus	GER - Germany
Start Referee	SAWANO Hiroshi	JPN - Japan
Finish Referee	DOJCINOVIC Jelena	BIH - Bosnia and Herzegovina
Video Controller	SAWICKI Ozzie	CAN - Canada
WPAS OVR Race Administrator	NEMCIC Ivan	CRO - Croatia
Equipment Controller	HICKS Bill	USA - United States of America
Organising Committee Competition Management		
Competition Manager:	ZHENG Zhenguo	CHN - People's Republic of China
Competition Coordinator:	ZHANG Liujun	CHN - People's Republic of China
Competition Assistant:	MIN Zhaonan	CHN - People's Republic of China
	YANG Siwei	CHN - People's Republic of China
	HE Xu	CHN - People's Republic of China
	LIU Yuan	CHN - People's Republic of China
	QI Haizhu	CHN - People's Republic of China
	ZHANG Xinyu	CHN - People's Republic of China
Chief of Gate Judges:	ZHOU Jinling	CHN - People's Republic of China
Chief of Race Secretariat:	LIU Zheng	CHN - People's Republic of China
	SHAO Shuai	CHN - People's Republic of China
	ZHAO Bin	CHN - People's Republic of China
Chief of Course	LI Guangquan	CHN - People's Republic of China
	GICHEV Valentin	BUL - Bulgaria



一起向未来
Together for a Shared Future