

Results Book



Table Tennis

8 - 17 September



Version History

Version	Date	Created By	Comments
1.0	17/09/2016	Rafael Nepomuceno	First Version



Competition Format and Rules

Formato e regras da competição

As of WED 31 AUG 2016

Paralympic competition format

Singles events

The singles events will begin with a group stage. Players will be allocated to groups of three or four; the winner and runner-up of each group will qualify for the next stage of the competition, which will be run in a direct elimination (knockout) format.

The winners of the two semifinals in each event will compete for the gold medal, while the two semifinal losers will play for the bronze medal. The draw for the singles events will be conducted at Riocentro Pavilion 5 on 6 September 2016. The International Table Tennis Federation (ITTF) rating list issued on 1 September 2016 will be used to determine the seedings.

Team events

While there are eight medal events in the men's and women's teams, the final makeup of these events will not be confirmed until after the selections are confirmed by the National Paralympic Committees (NPCs) on 26 April 2016.

The team competition will be played in a knockout (direct elimination) format depending upon the number of entries. The winners of the semifinals will advance to the gold medal match, while the losers will play in the bronze medal match.

A team shall consist of two or three players, with the third member only eligible for doubles. The team event will be best of three matches, with the first team to win two matches winning the contest. All matches will be the best of five games. The order of play shall be:

		AB	XY
First match	Doubles*		-
Second match	Singles		A plays X
Third match	Singles		B plays Y

*Doubles pairing could be any two team members but the pairing and both singles players must be decided before the start of the match.

The draw for the team events will be conducted on 12 September 2016. The order of ranking of teams will be determined by taking the rating of the top two players in the team and adding them together, regardless of whether there are two, three or four players in the team. All team matches will end when one team has won three individual matches.

Sport rules and procedures

The para table tennis competition will be held in accordance with the editions of the following documents that are in force at the time of the Games:

- The ITTF handbook (available at www.ittf.com/ittf_handbook/ittf_hb.html)
- The IPC handbook (available at www.paralympic.org/the-ipc/handbook)



ITTF, working with the Rio 2016 competition management, will be responsible for the technical control and direction of table tennis at the Rio 2016 Paralympic Games.

Tiebreak

For individual events with a round-robin format, the players within a group will be ranked according to the number of match points (two match points for a win, one match point for a loss in a played match and zero match points for a loss in an unplayed or unfinished match, i.e. in case of injury, illness, disqualification or walkover).

If two or more players are tied with the same number of match points, the ties will be broken as follows:

Only results of the matches played between the tied players

1. Match ratio
2. Game ratio
3. Point ratio
4. If still tied, the ties will be decided by lot

NOTE: please note the following definitions:

- *Match ratio* is the total number of matches won by the player divided by the total number of matches won by the opponent in the matches that are being considered.
- *Game ratio* is the total number of games won by the player divided by the total number of games won by the opponent in the matches that are being considered.
- *Point ratio* is the total number of game points won by the player divided by the total number of game points won by opponents in the matches that are being considered.

Scoring

All matches will be the best of five games, with each game won by the first player (or team) to score 11 points. If the score reaches 10-10, the winner will be the first player (or team) subsequently to gain a lead of two points.

Changes since the London 2012 Paralympic Games

There are some differences from the London Paralympic Games as follows:

- Groups in the round-robin phase for Rio 2016 will be three or four athletes with two progressing to the elimination phase with no direct entry to the elimination phase for seeded athletes.
- Team events will be best of three matches (rather than five) and will have the doubles match first rather than last.

Differences from the Olympic Games

There are some differences from the table tennis event at the Olympic Games as follows:

- Athletes are able to have the racket strapped or attached to the hand or limb.
- There are more events in the Paralympic Games as both singles and team events are played for a number of different sport classes.



-
- The first phase of competition for singles events at the Paralympic Games is a round-robin whereas in the Olympic Games it is a direct elimination event.
 - All matches in the Paralympic Games are best of five games rather than best of seven in the Olympic Games.
 - Teams can consist of two or three members with the third member only eligible for doubles while in the Olympic Games teams consist of three players with all players participating.
 - In team events, the doubles match is played first, while in the Olympic Games it is played as the third match.



Medallists by Event

Medalhistas por evento

As of SAT 17 SEP 2016 at 21:02

AFTER 29 OF 29 EVENTS

Event	Date	Medal	Name	NPC Code
Men's Team - Classes 1-2	SAT 17 SEP	GOLD	DUCAY Jean-Francois LAMIRAULT Fabien MOLLIENS Stephane	FRA
		SILVER	CHA Soo Yong JOO Young Dae KIM Kyungmook	KOR
		BRONZE	CONCEICAO ESPINDOLA Iranildo LIMA Aloisio MARCIAO da COSTA Guilherme	BRA
Men's Team - Class 9-10	SAT 17 SEP	GOLD	GE Yang LIAN Hao MA Lin	CHN
		SILVER	CARDONA MARQUEZ Jorge PEREZ GONZALEZ Juan Bautista RUIZ REYES Jose Manuel	ESP
		BRONZE	CHOJNOWSKI Patryk GRUDZIEN Piotr SKRZYNECKI Marcin	POL
Women's Team - Classes 4-5	SAT 17 SEP	GOLD	GU Gai ZHANG Bian ZHOU Ying	CHN
		SILVER	MATIC Nada PERIC-RANKOVIC Borislava	SRB
		BRONZE	JUNG Young-A KANG Oejeong KIM Ok	KOR
Women's Team - Classes 6-10	SAT 17 SEP	GOLD	MARSZAL Katarzyna PARTYKA Natalia PEK Karolina	POL
		SILVER	LEI Lina XIONG Guiyan YANG Qian	CHN
		BRONZE	COSTA ALEXANDRE Bruna MARQUES PARINOS Jennyfer RAUEN Danielle	BRA
Men's Team - Class 3	FRI 16 SEP	GOLD	FENG Panfeng ZHAI Xiang ZHAO Ping	CHN
		SILVER	BRUCHLE Thomas SCHMIDBERGER Thomas	GER
		BRONZE	GLINBANCHEUN Yuttajak LAOWONG Anurak	THA



Medallists by Event

Medalhistas por evento

As of SAT 17 SEP 2016 at 21:02

AFTER 29 OF 29 EVENTS

Event	Date	Medal	Name	NPC Code
Men's Team - Class 4-5	FRI 16 SEP	GOLD	CHOI Ilsang KIM Jung-Gil KIM Young Gun	KOR
		SILVER	CHENG Ming-Chih LIN Yen-Hung	TPE
		BRONZE	OZTURK Abdullah OZTURK Ali TURAN Nesim	TUR
Men's Team - Classes 6-8	FRI 16 SEP	GOLD	DIDUKH Viktor NIKOLENKO Maxym POPOV Mykhaylo	UKR
		SILVER	ANDERSSON Emil KARLSSON Linus	SWE
		BRONZE	BAYLEY William John McKIBBIN Aaron WILSON Ross	GBR
Women's Team - Classes 1-3	FRI 16 SEP	GOLD	LI Qian LIU Jing XUE Juan	CHN
		SILVER	DRETAR KARIC Helena MUZINIC Andela	CRO
		BRONZE	LEE Mi-Gyu SEO Su-Yeon YOON Jiyu	KOR
Men's Singles - Class 1	TUE 13 SEP	GOLD	DAVIES Robert	GBR
		SILVER	JOO Young Dae	KOR
		BRONZE	NAM Kiwon	KOR
Men's Singles - Class 2	TUE 13 SEP	GOLD	LAMIRAULT Fabien	FRA
		SILVER	CZUPER Rafal	POL
		BRONZE	SUCHANEK Jiri	CZE
Men's Singles - Class 4	TUE 13 SEP	GOLD	OZTURK Abdullah	TUR
		SILVER	GUO Xingyuan	CHN
		BRONZE	THOMAS Maxime	FRA
Men's Singles - Class 8	TUE 13 SEP	GOLD	ZHAO Shuai	CHN
		SILVER	CSONKA Andras	HUN
		BRONZE	GRUDZIEN Piotr	POL
Women's Singles - Class 6	TUE 13 SEP	GOLD	PAOVIC Sandra	CRO
		SILVER	GREBE Stephanie	GER
		BRONZE	LYTOVCHENKO Maryna	UKR
Women's Singles - Class 7	TUE 13 SEP	GOLD	van ZON Kelly	NED
		SILVER	KORKUT Kubra	TUR
		BRONZE	KIM Seong-Ok	KOR



Medallists by Event

Medalhistas por evento

As of SAT 17 SEP 2016 at 21:02

AFTER 29 OF 29 EVENTS

Event	Date	Medal	Name	NPC Code
Women's Singles - Class 9	TUE 13 SEP	GOLD	LIU Meng	CHN
		SILVER	LEI Lina	CHN
		BRONZE	PEK Karolina	POL
Women's Singles - Class 10	TUE 13 SEP	GOLD	PARTYKA Natalia	POL
		SILVER	YANG Qian	CHN
		BRONZE	COSTA ALEXANDRE Bruna	BRA
Men's Singles - Class 5	MON 12 SEP	GOLD	CAO Ningning	CHN
		SILVER	BAUS Valentin	GER
		BRONZE	PALIKUCA Mitar	SRB
Men's Singles - Class 7	MON 12 SEP	GOLD	BAYLEY William John	GBR
		SILVER	PEREIRA STROH Israel	BRA
		BRONZE	YAN Shuo	CHN
Men's Singles - Class 10	MON 12 SEP	GOLD	GE Yang	CHN
		SILVER	CHOJNOWSKI Patryk	POL
		BRONZE	GARDOS Krisztian	AUT
Men's Singles - Class 11	MON 12 SEP	GOLD	van ACKER Florian	BEL
		SILVER	von EINEM Samuel	AUS
		BRONZE	PALOS Peter	HUN
Women's Singles - Class 3	MON 12 SEP	GOLD	XUE Juan	CHN
		SILVER	LI Qian	CHN
		BRONZE	AHLQUIST Anna-Carin	SWE
Women's Singles - Class 4	MON 12 SEP	GOLD	PERIC-RANKOVIC Borislava	SRB
		SILVER	ZHANG Miao	CHN
		BRONZE	MATIC Nada	SRB
Women's Singles - Class 5	MON 12 SEP	GOLD	ZHANG Bian	CHN
		SILVER	GU Gai	CHN
		BRONZE	JUNG Young-A	KOR
Women's Singles - Class 8	MON 12 SEP	GOLD	MAO Jingdian	CHN
		SILVER	KAMKASOMPHOU Thu	FRA
		BRONZE	MEDINA Josephine	PHI
Men's Singles - Class 3	SUN 11 SEP	GOLD	FENG Panfeng	CHN
		SILVER	SCHMIDBERGER Thomas	GER
		BRONZE	MERRIEN Florian	FRA
Men's Singles - Class 6	SUN 11 SEP	GOLD	ROSENMEIER Peter	DEN
		SILVER	VALERA MUNOZ VARGAS Alvaro	ESP
		BRONZE	THAINIYOM Rungroj	THA
Men's Singles - Class 9	SUN 11 SEP	GOLD	DEVOS Laurens	BEL
		SILVER	LAST Gerben	NED
		BRONZE	KALEM Mohamed Amine	ITA
Women's Singles - Classes 1-2	SUN 11 SEP	GOLD	LIU Jing	CHN
		SILVER	SEO Su-Yeon	KOR
		BRONZE	ROSSI Giada	ITA



Medallists by Event

Medalhistas por evento

As of SAT 17 SEP 2016 at 21:02

AFTER 29 OF 29 EVENTS

Event	Date	Medal	Name	NPC Code
Women's Singles - Class 11	SUN 11 SEP	GOLD	KOSMINA Natalia	UKR
		SILVER	SIEMIENIECKA Krystyna	POL
		BRONZE	NG Mui Wui	HKG



Medal Standings

Quadro de medalhas

As of SAT 17 SEP 2016 at 21:04

AFTER 29 OF 29 EVENTS

Rank	NPC	Men				Women				Total				Rank by Total
		G	S	B	Tot	G	S	B	Tot	G	S	B	Tot	
1	CHN - People's Republic of China	6	1	1	8	7	6		13	13	7	1	21	1
2	POL - Poland		2	2	4	2	1	1	4	2	3	3	8	3
3	FRA - France	2		2	4		1		1	2	1	2	5	4
4	GBR - Great Britain	2		1	3					2		1	3	=8
4	UKR - Ukraine	1			1	1		1	2	2		1	3	=8
6	BEL - Belgium	2			2					2			2	=11
7	KOR - Republic of Korea	1	2	1	4		1	4	5	1	3	5	9	2
8	SRB - Serbia			1	1	1	1	1	3	1	1	2	4	=5
9	TUR - Turkey	1		1	2		1		1	1	1	1	3	=8
10	CRO - Croatia					1	1		2	1	1		2	=11
10	NED - Netherlands		1		1	1			1	1	1		2	=11
12	DEN - Denmark	1			1					1			1	=19
13	GER - Germany		3		3		1		1		4		4	=5
14	ESP - Spain		2		2						2		2	=11
15	BRA - Brazil		1	1	2			2	2		1	3	4	=5
16	HUN - Hungary		1	1	2						1	1	2	=11
16	SWE - Sweden		1		1			1	1		1	1	2	=11
18	AUS - Australia		1		1						1		1	=19
18	TPE - Chinese Taipei		1		1						1		1	=19
20	ITA - Italy			1	1			1	1			2	2	=11
20	THA - Thailand			2	2							2	2	=11
22	AUT - Austria			1	1							1	1	=19
22	CZE - Czech Republic			1	1							1	1	=19
22	HKG - Hong Kong, China							1	1			1	1	=19
22	PHI - Philippines							1	1			1	1	=19
	Total	16	16	16	48	13	13	13	39	29	29	29	87	

Legend:					
=	Equal sign indicates that two or more NPCs share the same rank by total	B	Bronze	G	Gold
Tot	Total			S	Silver



Competition Officials

Oficiais de competição / Officiels de la compétition

As of THURS 01 SEP 2016

Function	Name	NPC
Jury		
ITTF Jury Chairman	VER SPEELT Nico	BEL - Belgium
North America	GHEORGHE Teodor	USA - United States of America
Oceania	STEVENSON Susan	AUS - Australia
Technical Delegate		
Assistant Technical Delegate		
	SELINIOTAKIS Georgios	GRE - Greece
	CHEE Christina	MAS - Malaysia
Referee		
	CHAN Cheong-ki	HKG - Hong Kong, China
Deputy Referees		
	FERREIRA Maria	BRA - Brazil
	LAU Pub Taai Joseph	SIN - Singapore
	SIMON Jacky	FRA - France
	VOLKWYN Rodrique	RSA - Republic of South Africa
Umpires		
	ARINYE Cecilia	NGR - Nigeria
	BARROS Mario Paz	BRA - Brazil
	BAUR Helton	BRA - Brazil
	BOGREN Ingrid	SWE - Sweden
	BOTH Flavio	BRA - Brazil
	BOUDJEHEM Abdellah	ALG - Algeria
	CLARO Bruno	BRA - Brazil
	CHUNG Li-Chuan	TPE - Chinese Taipei
	CRUZ Lara	BRA - Brazil
	DEMARIO Leonor	BRA - Brazil
	DUBEY Atul	IND - India
	DA SILVA Ivam	BRA - Brazil
	DE PINTO Pietro	ITA - Italy
	DOS SANTOS Danilo	BRA - Brazil



Competition Officials

Oficiais de competição / Officiels de la compétition

As of THURS 01 SEP 2016

Function	Name	NPC
Umpires	GALVAO Luzia	BRA - Brazil
	HIGASHIJIMA Masae	JPN - Japan
	HOPKINS Alan	AUS - Australia
	KIM Kyung-hee	KOR - Korea
	KLECKER Roman	CZE - Czech Republic
	KOH Jung Li	SIN - Singapore
	LARROZA Andres Martin	PAR - Paraguay
	LEE Kagin	USA - United States of America
	LU Hong	CHN - People's Republic of China
	MANCINI Marco	BRA - Brazil
	MATOS Ravi	BRA - Brazil
	MONTES Marlos	BRA - Brazil
	MIRANDA Barjonas	BRA - Brazil
	MUCHA Heike	GER - Germany
	RAGAB EISaied	EGY - Egypt
	RIVERO Ernesto	VEN - Venezuela
	SCARR Valeire	NZL - New Zealand
	SEMENOVA Elena	RUS - Russia
	SILVA Juvenal	BRA - Brazil
	TSE Mei Lan	HKG - Hong Kong, China
	VARENGOT Yannick	FRA - France
	VILANOVA Flavia	BRA - Brazil
	WIEKART-JAGER Ina	NED - Netherlands
WONG Jeffrey	CAN - Canada	
ZAPATA Carlos	ESP - Spain	



Competition Officials

Oficiais de competição / Officiels de la compétition

As of THURS 01 SEP 2016

Function	Name	NPC
National Technical Officials	ALVES de FREITAS Jamerson	BRA - Brazil
	ARAUJO Mikahell	BRA - Brazil
	AUGUSTO Davidson	BRA - Brazil
	BARROS Gabriel	BRA - Brazil
	BARROS Karina	BRA - Brazil
	BAUR JUNIOR Helton	BRA - Brazil
	BUENO Bruno	BRA - Brazil
	CAMARGO Glaucia	BRA - Brazil
	CRUZ Andre	BRA - Brazil
	de MARCOS Jose Eduardo	BRA - Brazil
	DIEFENTHAELER Robson Luiz	BRA - Brazil
	FAIA TEODORO Jaqueline	BRA - Brazil
	FERRAZ LIMA Adalberto	BRA - Brazil
	FORTUNA Roberto	BRA - Brazil
	FREITAS Jamerson	BRA - Brazil
	GARCIA PERALTA Thiely	BRA - Brazil
	GOMES Pamela	BRA - Brazil
	JUNIOR Helton	BRA - Brazil
	LIMA Pedro	BRA - Brazil
	MELO Dirceu	BRA - Brazil
	MOLEDA Fernando	BRA - Brazil
	PERALTA Thiely	BRA - Brazil
	PINCERATO Eliana	BRA - Brazil
	SANTOS Jaqueline	BRA - Brazil
	SCHINDLER Jovino	BRA - Brazil
	SILVEIRA Leonardo	BRA - Brazil
	TAVARES Marcos	BRA - Brazil
	TEOFILO Ricardo	BRA - Brazil
	VALENTINI Giancarlo	BRA - Brazil



Entry List by Event

As of MON 5 SEP 2016

NPC	Name	Date of Birth	How Qualified	World Ranking
ARG - Argentina	EBERHARDT Fernando	21 JUN 1977	QR	13
BRA - Brazil	LIMA Aloisio	13 SEP 1973	CQ	17
FRA - France	DUCAY Jean-Francois	22 JUN 1979	QR	2
GBR - Great Britain	DAVIES Paul	12 OCT 1966	QR	7
	DAVIES Rob	14 AUG 1984	CQ	1
GER - Germany	NIKELIS Holger	15 JAN 1978	QR	4
HUN - Hungary	MAJOR Endre	12 APR 1969	QR	16
ITA - Italy	BORGATO Andrea	14 DEC 1972	QR	11
KOR - Republic of Korea	JOO Young Dae	15 JAN 1973		5
	LEE Chang Ho	1 MAY 1969	QR	3
	NAM Kiwon	26 MAY 1966	QR	6
SUI - Switzerland	KELLER Silvio	22 APR 1983	QI	15

Note:

All changes are available in INFO.
(nnn) in 'How Qualified' represents the player's singles world ranking as of September 2016.

Legend:

CQ Continental Qualification **QI** Qualified by Invitation **QR** World Ranking



Draw
Sorteio

GROUP A

Rk	Name	NPC	GBR	ITA	SUI	Match Points
1	DAVIES Robert	GBR		3:2 (11:5, 5:11, 11:9, 6:11, 11:8)	3:2 (13:11, 11:4, 11:13, 9:11, 11:2)	4
2	BORGATO Andrea	ITA	2:3 (5:11, 11:5, 9:11, 11:6, 8:11)		3:1 (11:9, 9:11, 11:8, 11:6)	3
3	KELLER Silvio	SUI	2:3 (11:13, 4:11, 13:11, 11:9, 2:11)	1:3 (9:11, 11:9, 8:11, 6:11)		2

GROUP B

Rk	Name	NPC	KOR	FRA	ARG	Match Points
1	NAM Kiwon	KOR		3:0 (11:9, 11:8, 12:10)	3:0 (11:6, 12:10, 11:6)	4
2	DUCAY Jean-Francois	FRA	0:3 (9:11, 8:11, 10:12)		3:0 (11:7, 11:3, 11:6)	3
3	EBERHARDT Fernando	ARG	0:3 (6:11, 10:12, 6:11)	0:3 (7:11, 3:11, 6:11)		2

GROUP C

Rk	Name	NPC	KOR	GBR	BRA	Match Points
1	LEE Chang Ho	KOR		3:1 (11:7, 8:11, 11:8, 11:7)	3:0 (11:6, 11:8, 11:1)	4
2	DAVIES Paul	GBR	1:3 (7:11, 11:8, 8:11, 7:11)		3:2 (7:11, 11:7, 11:9, 5:11, 14:12)	3
3	LIMA Aloisio	BRA	0:3 (6:11, 8:11, 1:11)	2:3 (11:7, 7:11, 9:11, 11:5, 12:14)		2

GROUP D

Rk	Name	NPC	KOR	HUN	GER	Match Points
1	JOO Young Dae	KOR		3:0 (12:10, 12:10, 11:4)	3:0 (11:9, 11:6, 19:17)	4
2	MAJOR Endre	HUN	0:3 (10:12, 10:12, 4:11)		3:1 (11:5, 10:12, 11:6, 11:2)	3
3	NIKELIS Holger	GER	0:3 (9:11, 6:11, 17:19)	1:3 (5:11, 12:10, 6:11, 2:11)		2

Qualification rule:

First and Second from each group will qualify for the Quarterfinals.

Legend:

Rk Rank



Draw

Sorteio

QUALIFIED FROM GROUPS				
Group	Rk	Name	NPC	Match Points
A	1	DAVIES Robert	GBR	4
B	1	NAM Kiwon	KOR	4
C	1	LEE Chang Ho	KOR	4
D	1	JOO Young Dae	KOR	4
A	2	BORGATO Andrea	ITA	3
B	2	DUCAY Jean-Francois	FRA	3
C	2	DAVIES Paul	GBR	3
D	2	MAJOR Andre	HUN	3

Quarterfinals	NPC Code	Semifinals	Finals
DAVIES Robert	GBR		
DUCAY Jean-Francois	FRA	DAVIES Robert 3-0 (13:11, 11:4, 22:20)	
MAJOR Andre	HUN		DAVIES Robert 3-1 (11:5, 11:7, 8:11, 14:12)
LEE Chang Ho	KOR	MAJOR Andre 3-2 (10:12, 13:11, 11:8, 8:11, 11:8)	
JOO Young Dae	KOR		
BORGATO Andrea	ITA	JOO Young Dae 3-0 (11:7, 11:7, 11:3)	
DAVIES Paul	GBR		JOO Young Dae 3-2 (11:7, 8:11, 11:7, 9:11, 11:7)
NAM Kiwon	KOR	NAM Kiwon 3-0 (11:8, 12:10, 11:4)	
		MAJOR Andre	
		NAM Kiwon	
			GOLD DAVIES Robert GBR 3-1 (14:12, 4:11, 11:9, 11:5)
			SILVER JOO Young Dae KOR
			BRONZE NAM Kiwon KOR 3-1 (11:9, 4:11, 11:6, 13:11)



Match Results

Resultados da partida

DAVIES Robert (GBR) 3-2 KELLER Silvio (SUI)

Game Summary		Match	Game 1	Game 2	Game 3	Game 4	Game 5
DAVIES Robert	GBR	3	13	11	11	9	11
KELLER Silvio	SUI	2	11	4	13	11	2
Duration:		37min	7min	4min	8min	6min	4min

Match No.: 1 Table: 1

Umpires: TSE Mei Lan (HKG) MATOS Ravi (BRA)

Player Statistics	DAVIES Robert (GBR)						KELLER Silvio (SUI)					
	Game					Match	Game					Match
	1	2	3	4	5		1	2	3	4	5	
Points won	13	11	11	9	11	55	11	4	13	11	2	41
Biggest lead	2	7	3	5	9	9	4	-	2	2	-	4
Points won on own serve	10	5	5	3	5	28	9	2	6	4	0	21
Points lost on own serve	2	2	7	7	2	20	3	6	6	6	6	27
Most consecutive points won	6	4	5	6	4	6	3	1	4	4	1	4
Greatest deficit overcome	4	-	-	-	-	4	-	-	3	5	-	5
Handedness/Grip	Right/						Right/					

Game/Match Statistics	Game					Match
	1	2	3	4	5	
Longest rally (strokes)	12	8	6	8	5	12
Average rally	3	3	3	4	3	3

Game Progress

1	DAVIES Robert (GBR)	*0	1	*1	2	*2	4	*6	8	*8	10	*10	11	*11	12	13
	KELLER Silvio (SUI)	0	*1	3	*4	6	*6	6	*6	8	*8	10	*10	11	*11	11
2	DAVIES Robert (GBR)	0	*2	3	*5	6	*7	9	*10	11						
	KELLER Silvio (SUI)	*0	0	*1	1	*2	3	*3	4	4						
3	DAVIES Robert (GBR)	*0	1	*1	3	*5	6	*7	8	*8	8	*10	10	*11	11	11
	KELLER Silvio (SUI)	0	*1	3	*3	3	*4	5	*6	8	*10	10	*11	11	*12	13
4	DAVIES Robert (GBR)	0	*1	2	*4	6	*7	7	*8	8	*9	9				
	KELLER Silvio (SUI)	*0	1	*2	2	*2	3	*5	6	*8	9	11				
5	DAVIES Robert (GBR)	*0	2	*4	5	*7	8	*10	11							
	KELLER Silvio (SUI)	0	*0	0	*1	1	*2	2	2							

Note:

The "Greatest deficit overcome" only applies when the player ends up winning the game.

Legend:

No. Number * Server



Match Results

Resultados da partida

DUCAY Jean-Francois (FRA) 3-0 EBERHARDT Fernando (ARG)

Game Summary		Match	Game 1	Game 2	Game 3	Game 4	Game 5
DUCAY Jean-Francois	FRA	3	11	11	11		
EBERHARDT Fernando	ARG	0	7	3	6		
Duration:		21min	5min	5min	7min		

Match No.: 2 Table: 3

Umpires: DUBEY Atul (IND) GALVAO Luzia (BRA)

Player Statistics	DUCAY Jean-Francois (FRA)					Match	EBERHARDT Fernando (ARG)					Match
	Game						Game					
	1	2	3	4	5		1	2	3	4	5	
Points won	11	11	11			33	7	3	6			16
Biggest lead	4	8	5			8	3	-	1			3
Points won on own serve	7	5	6			18	4	2	3			9
Points lost on own serve	3	1	3			7	4	6	5			15
Most consecutive points won	4	5	5			5	2	1	2			2
Greatest deficit overcome	3	-	1			3	-	-	-			-
Handedness/Grip	Right/						Right/					

Game/Match Statistics	Game					Match
	1	2	3	4	5	
Longest rally (strokes)	7	13	5			13
Average rally	3	4	2			3

Game Progress

1	DUCAY Jean-Francois (FRA)	*0	1	*1	2	*3	5	*6	7	*9	11
	EBERHARDT Fernando (ARG)	0	*1	3	*4	5	*5	6	*7	7	7
2	DUCAY Jean-Francois (FRA)	0	*1	3	*5	6	*7	9	11		
	EBERHARDT Fernando (ARG)	*0	1	*1	1	*2	3	*3	3		
3	DUCAY Jean-Francois (FRA)	*0	1	*3	4	*4	5	*7	9	*10	11
	EBERHARDT Fernando (ARG)	0	*1	1	*2	4	*5	5	*5	6	6

Note:

The "Greatest deficit overcome" only applies when the player ends up winning the game.

Legend:

No. Number * Server



Match Results

Resultados da partida

LEE Chang Ho (KOR) 3-0 LIMA Aloisio (BRA)

Game Summary		Match	Game 1	Game 2	Game 3	Game 4	Game 5
LEE Chang Ho	KOR	3	11	11	11		
LIMA Aloisio	BRA	0	6	8	1		
Duration:		18min	3min	3min	2min		

Match No.: 3 Table: 5

Umpires: de PINTO Pietro (ITA) SCARR Valerie (NZL)

Player Statistics	LEE Chang Ho (KOR)					Match	LIMA Aloisio (BRA)					Match
	Game						Game					
	1	2	3	4	5		1	2	3	4	5	
Points won	11	11	11			33	6	8	1			15
Biggest lead	5	5	10			10	1	-	-			1
Points won on own serve	5	4	5			14	2	3	0			5
Points lost on own serve	4	5	1			10	6	7	6			19
Most consecutive points won	4	3	9			9	2	4	1			4
Greatest deficit overcome	1	-	-			1	-	-	-			-
Handedness/Grip	Right/						Right/					

Game/Match Statistics	Game					Match
	1	2	3	4	5	
Longest rally (strokes)	5	6	4			6
Average rally	3	3	3			3

Game Progress

1	LEE Chang Ho (KOR)	*0	1	*3	4	*6	7	*8	9	*10	11	
	LIMA Aloisio (BRA)	0	*1	1	*2	2	*3	4	*5	6	6	
2	LEE Chang Ho (KOR)	0	*2	3	*5	5	*7	8	*8	9	*10	11
	LIMA Aloisio (BRA)	*0	0	*1	1	*3	3	*4	6	*7	8	8
3	LEE Chang Ho (KOR)	*0	2	*4	6	*8	9	11				
	LIMA Aloisio (BRA)	0	*0	0	*0	0	*1	1				

Note:

The "Greatest deficit overcome" only applies when the player ends up winning the game.

Legend:

No. Number * Server



Match Results

Resultados da partida

MAJOR Endre (HUN) 3-1 NIKELIS Holger (GER)

Game Summary		Match	Game 1	Game 2	Game 3	Game 4	Game 5
MAJOR Endre	HUN	3	11	10	11	11	
NIKELIS Holger	GER	1	5	12	6	2	
Duration:		23min	5min	6min	5min	4min	

Match No.: 4 Table: 7

Umpires: KIM Kyunghye (KOR) MIRANDA Barjonas (BRA)

Player Statistics	MAJOR Endre (HUN)					Match	NIKELIS Holger (GER)					Match
	Game						Game					
	1	2	3	4	5		1	2	3	4	5	
Points won	11	10	11	11		43	5	12	6	2		25
Biggest lead	6	3	5	9		9	1	2	-	-		2
Points won on own serve	6	7	6	5		24	3	8	4	0		15
Points lost on own serve	2	4	2	2		10	5	3	5	6		19
Most consecutive points won	6	4	5	5		6	2	5	3	1		5
Greatest deficit overcome	1	-	-	-		1	-	3	-	-		3
Handedness/Grip	Right/						Right/					

Game/Match Statistics	Game					Match
	1	2	3	4	5	
Longest rally (strokes)	6	7	6	5		7
Average rally	3	3	3	3		3

Game Progress

1	MAJOR Endre (HUN)	0	*1	2	*3	4	*6	8	*9	11				
	NIKELIS Holger (GER)	*0	1	*2	3	*4	4	*4	5	5				
2	MAJOR Endre (HUN)	*0	2	*3	4	*4	6	*6	7	*9	10	*10	10	10
	NIKELIS Holger (GER)	0	*0	1	*2	4	*4	6	*7	7	*8	10	*11	12
3	MAJOR Endre (HUN)	0	*2	4	*5	6	*7	8	*8	10	11			
	NIKELIS Holger (GER)	*0	0	*0	1	*2	3	*4	6	*6	6			
4	MAJOR Endre (HUN)	*0	2	*4	5	*7	8	*10	11					
	NIKELIS Holger (GER)	0	*0	0	*1	1	*2	2	2					

Note:

The "Greatest deficit overcome" only applies when the player ends up winning the game.

Legend:

No. Number * Server



Match Results

Resultados da partida

DAVIES Robert (GBR) 3-2 BORGATO Andrea (ITA)

Game Summary		Match	Game 1	Game 2	Game 3	Game 4	Game 5
DAVIES Robert	GBR	3	11	5	11	6	11
BORGATO Andrea	ITA	2	5	11	9	11	8
Duration:		40min	5min	5min	7min	5min	7min

Match No.: 5 Table: 7

Umpires: dos SANTOS Danilo (BRA) BOTH Flavio (BRA)

Player Statistics	DAVIES Robert (GBR)						BORGATO Andrea (ITA)					
	Game					Match	Game					Match
	1	2	3	4	5		1	2	3	4	5	
Points won	11	5	11	6	11	44	5	11	9	11	8	44
Biggest lead	6	-	5	1	4	6	-	6	-	5	1	6
Points won on own serve	5	2	6	4	5	22	2	5	5	6	4	22
Points lost on own serve	3	6	4	5	4	22	6	3	4	2	6	21
Most consecutive points won	5	2	3	2	4	5	3	6	4	3	3	6
Greatest deficit overcome	-	-	-	-	1	1	-	-	-	1	-	1
Handedness/Grip	Right/						Right/					

Game/Match Statistics	Game					Match
	1	2	3	4	5	
Longest rally (strokes)	5	6	5	8	7	8
Average rally	4	3	4	4	4	4

Game Progress

1	DAVIES Robert (GBR)	0	*2	4	*5	5	*7	8	*9	11		
	BORGATO Andrea (ITA)	*0	0	*0	1	*3	3	*4	5	5		
2	DAVIES Robert (GBR)	*0	1	*2	2	*2	2	*4	5	5		
	BORGATO Andrea (ITA)	0	*1	2	*4	6	*8	8	*9	11		
3	DAVIES Robert (GBR)	0	*2	3	*4	6	*7	7	*8	9	*9	11
	BORGATO Andrea (ITA)	0	0	*1	2	*2	3	*5	6	*7	9	9
4	DAVIES Robert (GBR)	*0	1	*2	3	*4	5	*5	6	*6	6	
	BORGATO Andrea (ITA)	0	*1	2	*3	4	*5	7	*8	10	11	
5	DAVIES Robert (GBR)	0	*1	2	*4	4	*6	8	*8	9	*10	11
	BORGATO Andrea (ITA)	*0	1	*2	2	*4	4	*4	6	*7	8	8

Note:

The "Greatest deficit overcome" only applies when the player ends up winning the game.

Legend:

No. Number * Server



Match Results

Resultados da partida

NAM Kiwon (KOR) 3-0 DUCAY Jean-Francois (FRA)

Game Summary		Match	Game 1	Game 2	Game 3	Game 4	Game 5
NAM Kiwon	KOR	3	11	11	12		
DUCAY Jean-Francois	FRA	0	9	8	10		
Duration:		25min	8min	8min	7min		

Match No.: 6 Table: 3

Umpires: CRUZ Lara (BRA) LU Hong (CHN)

Player Statistics	NAM Kiwon (KOR)					Match	DUCAY Jean-Francois (FRA)					Match
	Game						Game					
	1	2	3	4	5		1	2	3	4	5	
Points won	11	11	12			34	9	8	10			27
Biggest lead	2	6	2			6	4	-	3			4
Points won on own serve	8	8	6			22	7	6	4			17
Points lost on own serve	2	2	5			9	3	3	6			12
Most consecutive points won	4	6	3			6	3	3	4			4
Greatest deficit overcome	4	-	3			4	-	-	-			-
Handedness/Grip	Right/						Right/					

Game/Match Statistics	Game					Match
	1	2	3	4	5	
Longest rally (strokes)	8	6	9			9
Average rally	3	3	3			3

Game Progress

1	NAM Kiwon (KOR)	0	*0	1	*1	3	*4	5	*7	9	*9	11		
	DUCAY Jean-Francois (FRA)	*0	2	*3	5	*5	6	*7	7	*7	9	9		
2	NAM Kiwon (KOR)	*0	2	*4	6	*6	7	*7	9	*9	10	11		
	DUCAY Jean-Francois (FRA)	0	*0	0	*0	2	*3	5	*5	7	*8	8		
3	NAM Kiwon (KOR)	0	*1	2	*2	3	*4	5	*6	7	*9	10	*11	12
	DUCAY Jean-Francois (FRA)	0	1	*2	4	*5	6	*7	8	*9	9	*10	10	10

Note:

The "Greatest deficit overcome" only applies when the player ends up winning the game.

Legend:

No. Number * Server



Match Results

Resultados da partida

LEE Chang Ho (KOR) 3-1 DAVIES Paul (GBR)

Game Summary		Match	Game 1	Game 2	Game 3	Game 4	Game 5
LEE Chang Ho	KOR	3	11	8	11	11	
DAVIES Paul	GBR	1	7	11	8	7	
Duration:		27min	6min	5min	5min	5min	

Match No.: 7 Table: 5

Umpires: BARROS Mario Paz (BRA) BOUDJEHEM Abdellah (ALG)

Player Statistics	LEE Chang Ho (KOR)					Match	DAVIES Paul (GBR)					Match
	Game						Game					
	1	2	3	4	5		1	2	3	4	5	
Points won	11	8	11	11		41	7	11	8	7		33
Biggest lead	4	-	3	4		4	1	6	-	2		6
Points won on own serve	7	4	4	6		21	4	6	3	4		17
Points lost on own serve	3	5	5	3		16	4	4	6	5		19
Most consecutive points won	5	4	3	4		5	2	5	2	2		5
Greatest deficit overcome	1	-	-	2		2	-	-	-	-		-
Handedness/Grip	Right/						Right/					

Game/Match Statistics	Game					Match
	1	2	3	4	5	
Longest rally (strokes)	5	4	9	11		11
Average rally	2	2	3	3		3

Game Progress

1	LEE Chang Ho (KOR)	*0	2	*2	3	*4	5	*6	8	*10	11	
	DAVIES Paul (GBR)	0	*0	2	*3	4	*5	6	*6	6	7	
2	LEE Chang Ho (KOR)	0	*0	0	*1	3	*4	4	*4	6	*8	8
	DAVIES Paul (GBR)	*0	2	*4	5	*5	6	*8	10	*10	10	11
3	LEE Chang Ho (KOR)	0	1	*3	4	*5	6	*7	8	*9	10	11
	DAVIES Paul (GBR)	0	*1	1	*2	3	*4	5	*6	7	*8	8
4	LEE Chang Ho (KOR)	0	*1	2	*2	4	*6	6	*8	*9	11	
	DAVIES Paul (GBR)	*0	1	*2	4	*4	4	*6	6	7	7	

Note:

The "Greatest deficit overcome" only applies when the player ends up winning the game.

Legend:

No. Number * Server



Match Results

Resultados da partida

JOO Young Dae (KOR) 3-0 NIKELIS Holger (GER)

Game Summary		Match	Game 1	Game 2	Game 3	Game 4	Game 5
JOO Young Dae	KOR	3	11	11	19		
NIKELIS Holger	GER	0	9	6	17		
Duration:		25min	6min	5min	11min		

Match No.: 8 Table: 1

Umpires: MANCINI Marco (BRA) RAGAB Elsayed (EGY)

Player Statistics	JOO Young Dae (KOR)					Match	NIKELIS Holger (GER)					Match
	Game						Game					
	1	2	3	4	5		1	2	3	4	5	
Points won	11	11	19			41	9	6	17			32
Biggest lead	2	5	2			5	1	1	4			4
Points won on own serve	6	5	11			22	5	3	10			18
Points lost on own serve	4	3	7			14	5	6	8			19
Most consecutive points won	3	4	3			4	2	2	3			3
Greatest deficit overcome	1	1	4			4	-	-	-			-
Handedness/Grip	/						Right/					

Game/Match Statistics	Game					Match
	1	2	3	4	5	
Longest rally (strokes)	5	6	7			7
Average rally	2	3	3			3

Game Progress

1	JOO Young Dae (KOR)	*0	1	*2	3	*4	6	*6	8	*9	9	11						
	NIKELIS Holger (GER)	0	*1	2	*3	4	*4	6	*6	7	*9	9						
2	JOO Young Dae (KOR)	0	*1	3	*4	5	*7	7	*8	10	11							
	NIKELIS Holger (GER)	*0	1	*1	2	*3	3	*5	6	*6	6							
3	JOO Young Dae (KOR)	*0	0	*1	1	*2	4	*5	6	*7	9	*10	11	*11	12	*12	13	*13
	NIKELIS Holger (GER)	0	*2	3	*5	6	*6	7	*8	9	*9	10	*10	11	*11	12	*12	13
		14	*14	14	*15	15	*16	17	*17	18	19							
		*13	14	*15	15	*16	16	*16	17	*17	17							

Note:

The "Greatest deficit overcome" only applies when the player ends up winning the game.

Legend:

No. Number * Server



Match Results

Resultados da partida

BORGATO Andrea (ITA) 3-1 KELLER Silvio (SUI)

Game Summary		Match	Game 1	Game 2	Game 3	Game 4	Game 5
BORGATO Andrea	ITA	3	11	9	11	11	
KELLER Silvio	SUI	1	9	11	8	6	
Duration:		33min	6min	7min	6min	7min	

Match No.: 9 Table: 1

Umpires: HIGASHIJIMA Masae (JPN) MEIER Michael (USA)

Player Statistics	BORGATO Andrea (ITA)					Match	KELLER Silvio (SUI)					Match
	Game						Game					
	1	2	3	4	5		1	2	3	4	5	
Points won	11	9	11	11		42	9	11	8	6		34
Biggest lead	2	3	3	7		7	3	2	3	-		3
Points won on own serve	6	6	6	6		24	5	7	5	4		21
Points lost on own serve	4	4	3	2		13	5	3	5	4		17
Most consecutive points won	3	2	4	6		6	3	3	3	4		4
Greatest deficit overcome	3	-	3	-		3	-	3	-	-		3
Handedness/Grip	Right/						Right/					

Game/Match Statistics	Game				Match
	1	2	3	4	
Longest rally (strokes)	8	7	8	4	8
Average rally	3	4	3	2	3

Game Progress

1	BORGATO Andrea (ITA)	0	*1	1	*2	3	*4	5	*6	8	*9	11
	KELLER Silvio (SUI)	*0	1	*3	4	*5	6	*7	8	*8	9	9
2	BORGATO Andrea (ITA)	*0	1	*3	4	*5	6	*6	7	*7	9	9
	KELLER Silvio (SUI)	0	*1	1	*2	3	*4	6	*7	9	*9	11
3	BORGATO Andrea (ITA)	0	*1	2	*3	3	*4	6	*7	9	*10	11
	KELLER Silvio (SUI)	*0	1	*2	3	*5	6	*6	7	*7	8	8
4	BORGATO Andrea (ITA)	0	2	*4	6	*7	8	*8	9	*10	11	
	KELLER Silvio (SUI)	0	*0	0	*0	1	*2	4	*5	6	6	

Note:

The "Greatest deficit overcome" only applies when the player ends up winning the game.

Legend:

No. Number * Server



Match Results

Resultados da partida

NAM Kiwon (KOR) 3-0 EBERHARDT Fernando (ARG)

Game Summary		Match	Game 1	Game 2	Game 3	Game 4	Game 5
NAM Kiwon	KOR	3	11	12	11		
EBERHARDT Fernando	ARG	0	6	10	6		
Duration:		25min	6min	8min	7min		

Match No.: 10 Table: 3

Umpires: CLARO Bruno Augusto (BRA) MUCHA Heike (GER)

Player Statistics	NAM Kiwon (KOR)					Match	EBERHARDT Fernando (ARG)					Match
	Game						Game					
	1	2	3	4	5		1	2	3	4	5	
Points won	11	12	11			34	6	10	6			22
Biggest lead	5	3	5			5	1	1	-			1
Points won on own serve	6	7	6			19	3	6	4			13
Points lost on own serve	3	4	2			9	5	5	4			14
Most consecutive points won	4	3	4			4	2	3	2			3
Greatest deficit overcome	1	1	-			1	-	-	-			-
Handedness/Grip	Right/						Right/					

Game/Match Statistics	Game					Match
	1	2	3	4	5	
Longest rally (strokes)	5	5	8			8
Average rally	3	3	3			3

Game Progress

1	NAM Kiwon (KOR)		*0	1	*2	3	*5	7	*8	9	*10	11			
	EBERHARDT Fernando (ARG)		0	*1	2	*3	3	*3	4	*5	6	6			
2	NAM Kiwon (KOR)		0	*1	3	*3	5	*6	7	*8	8	*9	10	*11	12
	EBERHARDT Fernando (ARG)		*0	1	*1	3	*3	4	*5	6	*8	9	*10	10	10
3	NAM Kiwon (KOR)		0	2	*4	5	*5	7	*8	9	*10	11			
	EBERHARDT Fernando (ARG)		0	*0	0	*1	3	*3	4	*5	6	6			

Note:

The "Greatest deficit overcome" only applies when the player ends up winning the game.

Legend:

No. Number * Server



Match Results

Resultados da partida

DAVIES Paul (GBR) 3-2 LIMA Aloisio (BRA)

Game Summary		Match	Game 1	Game 2	Game 3	Game 4	Game 5
DAVIES Paul	GBR	3	7	11	11	5	14
LIMA Aloisio	BRA	2	11	7	9	11	12
Duration:		40min	5min	5min	7min	4min	8min

Match No.: 11 Table: 5

Umpires: ARINYE Cecilia Dora (NGR) BOGREN Ingrid (SWE)

Player Statistics	DAVIES Paul (GBR)						LIMA Aloisio (BRA)					
	Game					Match	Game					Match
	1	2	3	4	5		1	2	3	4	5	
Points won	7	11	11	5	14	48	11	7	9	11	12	50
Biggest lead	-	4	2	2	2	4	4	-	2	6	5	6
Points won on own serve	5	6	6	4	9	30	8	3	4	7	8	30
Points lost on own serve	3	4	4	4	4	19	2	5	5	1	5	18
Most consecutive points won	3	2	4	2	5	5	3	1	2	7	3	7
Greatest deficit overcome	-	-	2	-	5	5	-	-	-	2	-	2
Handedness/Grip	Right/						Right/					

Game/Match Statistics	Game					Match
	1	2	3	4	5	
Longest rally (strokes)	3	5	4	5	5	5
Average rally	2	3	2	3	3	3

Game Progress

1	DAVIES Paul (GBR)	0	*0	1	*1	3	*4	5	*6	7	7							
	LIMA Aloisio (BRA)	*0	2	*3	5	*5	6	*7	8	*9	11							
2	DAVIES Paul (GBR)	*0	1	*3	4	*5	6	*7	8	*9	11							
	LIMA Aloisio (BRA)	0	*1	1	*2	3	*4	5	*6	7	7							
3	DAVIES Paul (GBR)	0	*1	2	*3	3	*4	6	*8	9	*9	11						
	LIMA Aloisio (BRA)	0	1	*2	3	*5	6	*6	6	*7	9	9						
4	DAVIES Paul (GBR)	*0	1	*2	4	*4	5	*5	5	5								
	LIMA Aloisio (BRA)	0	*1	2	*2	4	*5	7	*9	11								
5	DAVIES Paul (GBR)	0	*1	1	*2	3	*3	5	*5	6	*8	10	*10	11	*11	12	*13	14
	LIMA Aloisio (BRA)	*0	1	*3	4	*5	7	*7	9	*10	10	*10	11	*11	12	*12	12	12

Note:

The "Greatest deficit overcome" only applies when the player ends up winning the game.

Legend:

No. Number * Server



Match Results

Resultados da partida

JOO Young Dae (KOR) 3-0 MAJOR Endre (HUN)

Game Summary		Match	Game 1	Game 2	Game 3	Game 4	Game 5
JOO Young Dae	KOR	3	12	12	11		
MAJOR Endre	HUN	0	10	10	4		
Duration:		23min	8min	7min	5min		

Match No.: 12 Table: 7

Umpires: LU Hong (CHN) LARROZA Andres (PAR)

Player Statistics	JOO Young Dae (KOR)					Match	MAJOR Endre (HUN)					Match
	Game						Game					
	1	2	3	4	5		1	2	3	4	5	
Points won	12	12	11			35	10	10	4			24
Biggest lead	4	2	7			7	-	3	-			3
Points won on own serve	8	9	6			23	7	8	2			17
Points lost on own serve	3	2	2			7	4	3	5			12
Most consecutive points won	3	4	7			7	2	3	3			3
Greatest deficit overcome	-	3	-			3	-	-	-			-
Handedness/Grip	/						Right/					

Game/Match Statistics	Game					Match
	1	2	3	4	5	
Longest rally (strokes)	6	5	4			6
Average rally	3	2	2			2

Game Progress

1	JOO Young Dae (KOR)	*0	2	*3	5	*5	6	*7	8	*9	10	*10	11	12
	MAJOR Endre (HUN)	0	*0	1	*1	3	*4	5	*6	7	*8	10	*10	10
2	JOO Young Dae (KOR)	0	*1	2	*2	3	*4	6	*6	8	*8	10	*11	12
	MAJOR Endre (HUN)	*0	1	*2	4	*5	6	*6	8	*8	10	*10	10	10
3	JOO Young Dae (KOR)	*0	1	*3	4	*4	6	*8	10	11				
	MAJOR Endre (HUN)	0	*1	1	*2	4	*4	4	*4	4				

Note:

The "Greatest deficit overcome" only applies when the player ends up winning the game.

Legend:

No. Number * Server



Match Results

Resultados da partida

DAVIES Robert (GBR) 3-0 DUCAY Jean-Francois (FRA)

Game Summary		Match	Game 1	Game 2	Game 3	Game 4	Game 5
DAVIES Robert	GBR	3	13	11	22		
DUCAY Jean-Francois	FRA	0	11	4	20		
Duration:		35min	8min	6min	16min		

Match No.: 13 Table: 1

Umpires: KLECKER Roman (CZE) GALVAO Luzia (BRA)

Player Statistics	DAVIES Robert (GBR)					Match	DUCAY Jean-Francois (FRA)					Match
	Game						Game					
	1	2	3	4	5		1	2	3	4	5	
Points won	13	11	22			46	11	4	20			35
Biggest lead	3	7	4			7	2	-	1			2
Points won on own serve	8	5	15			28	7	2	14			23
Points lost on own serve	4	2	6			12	5	6	7			18
Most consecutive points won	4	6	3			6	3	1	4			4
Greatest deficit overcome	2	-	1			2	-	-	-			-
Handedness/Grip	Right/						Right/					

Game/Match Statistics	Game					Match
	1	2	3	4	5	
Longest rally (strokes)	8	6	13			13
Average rally	4	4	4			4

Game Progress

1	DAVIES Robert (GBR)	*0	1	*1	3	*5	6	*7	8	*9	10	*10	11	*11	12	13		
	DUCAY Jean-Francois (FRA)	0	*1	3	*3	3	*4	5	*6	7	*8	10	*10	11	*11	11		
2	DAVIES Robert (GBR)	0	*1	2	*4	5	*6	8	*10	11								
	DUCAY Jean-Francois (FRA)	*0	1	*2	2	*3	4	*4	4	4								
3	DAVIES Robert (GBR)	*0	2	*3	5	*5	5	*6	7	*8	10	*10	10	*11	12	*12	13	*13
	DUCAY Jean-Francois (FRA)	0	*0	1	*1	3	*5	6	*7	8	*8	10	*11	11	*11	12	*12	13
		14	*14	14	*15	15	*16	17	*17	18	*18	19	*19	20	*20	21	22	
		*13	14	*15	15	*16	16	*16	17	*17	18	*18	19	*19	20	*20	20	

Note:

The "Greatest deficit overcome" only applies when the player ends up winning the game.

Legend:

No. Number * Server



Match Results

Resultados da partida

MAJOR Endre (HUN) 3-2 LEE Chang Ho (KOR)

Game Summary		Match	Game 1	Game 2	Game 3	Game 4	Game 5
MAJOR Endre	HUN	3	10	13	11	8	11
LEE Chang Ho	KOR	2	12	11	8	11	8
Duration:		45min	6min	7min	6min	6min	7min

Match No.: 14 Table: 3

Umpires: VARENGOT Yannick (FRA) MIRANDA Barjonas (BRA)

Player Statistics	MAJOR Endre (HUN)						LEE Chang Ho (KOR)					
	Game					Match	Game					Match
	1	2	3	4	5		1	2	3	4	5	
Points won	10	13	11	8	11	53	12	11	8	11	8	50
Biggest lead	2	3	3	-	4	4	2	1	5	4	-	5
Points won on own serve	6	8	6	3	7	30	7	7	5	4	6	29
Points lost on own serve	5	4	3	7	2	21	4	5	5	5	3	22
Most consecutive points won	3	3	4	3	3	4	3	4	5	3	4	5
Greatest deficit overcome	-	1	5	-	-	5	2	-	-	-	-	2
Handedness/Grip	Right/						Right/					

Game/Match Statistics	Game					Match
	1	2	3	4	5	
Longest rally (strokes)	12	8	10	13	15	15
Average rally	3	4	3	5	6	4

Game Progress

1	MAJOR Endre (HUN)	0	*1	2	*3	4	*5	6	*7	9	*9	10	*10	10		
	LEE Chang Ho (KOR)	*0	1	*2	3	*4	5	*6	7	*7	9	*10	11	12		
2	MAJOR Endre (HUN)	*0	2	*2	4	*5	6	*7	8	*9	10	*10	10	*11	12	13
	LEE Chang Ho (KOR)	0	*0	2	*2	3	*4	5	*6	7	*8	10	*11	11	*11	11
3	MAJOR Endre (HUN)	0	*0	0	*1	3	*4	6	*7	8	*10	11				
	LEE Chang Ho (KOR)	*0	2	*4	5	*5	6	*6	7	*8	8	8				
4	MAJOR Endre (HUN)	*0	0	*1	1	*3	4	*5	6	*7	8	8				
	LEE Chang Ho (KOR)	0	*2	3	*5	5	*6	7	*8	9	*10	11				
5	MAJOR Endre (HUN)	0	*1	3	*4	6	*7	7	*7	9	*10	11				
	LEE Chang Ho (KOR)	0	1	*1	2	*2	3	*5	7	*7	8	8				

Note:

The "Greatest deficit overcome" only applies when the player ends up winning the game.

Legend:

No. Number * Server



Match Results

Resultados da partida

JOO Young Dae (KOR) 3-0 BORGATO Andrea (ITA)

Game Summary		Match	Game 1	Game 2	Game 3	Game 4	Game 5
JOO Young Dae	KOR	3	11	11	11		
BORGATO Andrea	ITA	0	7	7	3		
Duration:		21min	6min	6min	5min		

Match No.: 15 Table: 5

Umpires: RIVERO Ernesto (VEN) TSE Mei Lan (HKG)

Player Statistics	JOO Young Dae (KOR)					Match	BORGATO Andrea (ITA)					Match
	Game						Game					
	1	2	3	4	5		1	2	3	4	5	
Points won	11	11	11			33	7	7	3			17
Biggest lead	4	6	8			8	1	-	-			1
Points won on own serve	8	5	8			21	5	4	3			12
Points lost on own serve	2	3	0			5	3	6	3			12
Most consecutive points won	5	6	3			6	3	5	1			5
Greatest deficit overcome	1	-	-			1	-	-	-			-
Handedness/Grip	/						Right/					

Game/Match Statistics	Game					Match
	1	2	3	4	5	
Longest rally (strokes)	6	6	4			6
Average rally	3	3	3			3

Game Progress

1	JOO Young Dae (KOR)	*0	2	*2	4	*4	5	*6	8	*10	11
	BORGATO Andrea (ITA)	0	*0	2	*2	4	*5	6	*6	6	7
2	JOO Young Dae (KOR)	0	*1	3	*5	7	*8	8	*8	9	11
	BORGATO Andrea (ITA)	*0	1	*1	1	*1	2	*4	6	*7	7
3	JOO Young Dae (KOR)	*0	2	*3	5	*6	8	*9	11		
	BORGATO Andrea (ITA)	0	*0	1	*1	2	*2	3	3		

Note:

The "Greatest deficit overcome" only applies when the player ends up winning the game.

Legend:

No. Number * Server



Match Results

Resultados da partida

NAM Kiwon (KOR) 3-0 DAVIES Paul (GBR)

Game Summary		Match	Game 1	Game 2	Game 3	Game 4	Game 5
NAM Kiwon	KOR	3	11	12	11		
DAVIES Paul	GBR	0	8	10	4		
Duration:		25min	6min	8min	7min		

Match No.: 16 Table: 7

Umpires: BOTH Flavio (BRA) BARROS Mario Paz (BRA)

Player Statistics	NAM Kiwon (KOR)					Match	DAVIES Paul (GBR)					Match
	Game						Game					
	1	2	3	4	5		1	2	3	4	5	
Points won	11	12	11			34	8	10	4			22
Biggest lead	4	3	7			7	4	2	-			4
Points won on own serve	5	6	5			16	3	5	2			10
Points lost on own serve	5	5	2			12	6	6	5			17
Most consecutive points won	8	3	6			8	3	3	1			3
Greatest deficit overcome	4	2	-			4	-	-	-			-
Handedness/Grip	Right/						Right/					

Game/Match Statistics	Game					Match
	1	2	3	4	5	
Longest rally (strokes)	8	9	7			9
Average rally	3	2	3			3

Game Progress

1	NAM Kiwon (KOR)		*0	0	*1	1	*3	5	*7	9	*9	10	11		
	DAVIES Paul (GBR)		0	*2	3	*5	5	*5	5	*5	7	*8	8		
2	NAM Kiwon (KOR)		0	*1	2	*2	4	*5	6	*8	9	*10	10	*11	12
	DAVIES Paul (GBR)		*0	1	*2	4	*4	5	*6	6	*7	8	*10	10	10
3	NAM Kiwon (KOR)		0	1	*2	4	*5	7	*9	10	11				
	DAVIES Paul (GBR)		0	*1	2	*2	3	*3	3	*4	4				

Note:

The "Greatest deficit overcome" only applies when the player ends up winning the game.

Legend:

No. Number * Server



Match Results

Resultados da partida

DAVIES Robert (GBR) 3-1 MAJOR Endre (HUN)

Game Summary		Match	Game 1	Game 2	Game 3	Game 4	Game 5
DAVIES Robert	GBR	3	11	11	8	14	
MAJOR Endre	HUN	1	5	7	11	12	
Duration:		31min	5min	6min	6min	8min	

Match No.: 17 Table: 1

Umpires: CHUNG Li-Chuan (TPE) MATOS Ravi (BRA)

Player Statistics	DAVIES Robert (GBR)					Match	MAJOR Endre (HUN)					Match
	Game						Game					
	1	2	3	4	5		1	2	3	4	5	
Points won	11	11	8	14		44	5	7	11	12		35
Biggest lead	6	6	-	3		6	-	-	4	2		4
Points won on own serve	6	7	4	8		25	3	4	5	7		19
Points lost on own serve	2	3	5	5		15	5	4	4	6		19
Most consecutive points won	4	6	2	5		6	2	2	4	3		4
Greatest deficit overcome	-	-	-	2		2	-	-	-	-		-
Handedness/Grip	Right/						Right/					

Game/Match Statistics	Game					Match
	1	2	3	4	5	
Longest rally (strokes)	11	7	6	8		11
Average rally	5	4	3	3		4

Game Progress

1	DAVIES Robert (GBR)	0	*2	3	*4	6	*7	8	*9	11								
	MAJOR Endre (HUN)	*0	0	*1	2	*2	3	*4	5	5								
2	DAVIES Robert (GBR)	*0	2	*4	6	*7	8	*8	9	*10	11							
	MAJOR Endre (HUN)	0	*0	0	*0	1	*2	4	*5	6	7							
3	DAVIES Robert (GBR)	0	*0	0	*1	3	*4	5	*6	7	*8	8						
	MAJOR Endre (HUN)	0	2	*4	5	*5	6	*7	8	*9	10	11						
4	DAVIES Robert (GBR)	*0	0	*1	3	*3	5	*7	8	*8	9	*10	10	*11	12	*12	13	14
	MAJOR Endre (HUN)	0	*2	3	*3	5	*5	5	*6	8	*9	10	*11	11	*11	12	*12	12

Note:

The "Greatest deficit overcome" only applies when the player ends up winning the game.

Legend:

No. Number * Server



Match Results

Resultados da partida

JOO Young Dae (KOR) 3-2 NAM Kiwon (KOR)

Game Summary		Match	Game 1	Game 2	Game 3	Game 4	Game 5
JOO Young Dae	KOR	3	11	8	11	9	11
NAM Kiwon	KOR	2	7	11	7	11	7
Duration:		46min	7min	8min	8min	7min	10min

Match No.: 18 Table: 3

Umpires: DEMARIO Leonor (BRA) CRUZ Lara (BRA)

Player Statistics	JOO Young Dae (KOR)						NAM Kiwon (KOR)					
	Game					Match	Game					Match
	1	2	3	4	5		1	2	3	4	5	
Points won	11	8	11	9	11	50	7	11	7	11	7	43
Biggest lead	4	1	4	1	4	4	1	4	1	5	-	5
Points won on own serve	8	4	8	5	5	30	5	6	5	6	2	24
Points lost on own serve	2	5	2	5	5	19	3	4	3	4	6	20
Most consecutive points won	4	2	5	4	4	5	2	4	3	5	3	5
Greatest deficit overcome	1	-	1	-	-	1	-	1	-	1	-	1
Handedness/Grip	/						Right/					

Game/Match Statistics	Game					Match
	1	2	3	4	5	
Longest rally (strokes)	6	10	5	6	6	10
Average rally	3	3	3	3	2	3

Game Progress

1	JOO Young Dae (KOR)	*0	1	*3	4	*5	7	*7	9	*9	11	
	NAM Kiwon (KOR)	0	*1	1	*2	3	*3	5	*5	7	7	
2	JOO Young Dae (KOR)	0	*1	2	*3	4	*4	6	*6	6	*8	8
	NAM Kiwon (KOR)	*0	1	*2	3	*4	6	*6	8	*10	10	11
3	JOO Young Dae (KOR)	*0	2	*3	4	*4	6	*6	7	*9	11	
	NAM Kiwon (KOR)	0	*0	1	*2	4	*4	6	*7	7	7	
4	JOO Young Dae (KOR)	0	*1	2	*3	4	*4	4	*5	7	*8	9
	NAM Kiwon (KOR)	*0	1	*2	3	*4	6	*8	9	*9	10	11
5	JOO Young Dae (KOR)	*0	2	*3	4	*6	6	*7	7	*9	11	
	NAM Kiwon (KOR)	0	*0	1	*2	2	*4	5	*7	7	7	

Note:

The "Greatest deficit overcome" only applies when the player ends up winning the game.

Legend:

No. Number * Server



Match Results

Resultados da partida

NAM Kiwon (KOR) 3-1 MAJOR Endre (HUN)

Game Summary		Match	Game 1	Game 2	Game 3	Game 4	Game 5
NAM Kiwon	KOR	3	11	4	11	13	
MAJOR Endre	HUN	1	9	11	6	11	
Duration:		31min	7min	4min	6min	9min	

Match No.: 19 Table: 3

Umpires: MEIER Michael (USA) DEMARIO Leonor (BRA)

Player Statistics	NAM Kiwon (KOR)					Match	MAJOR Endre (HUN)					Match
	Game						Game					
	1	2	3	4	5		1	2	3	4	5	
Points won	11	4	11	13		39	9	11	6	11		37
Biggest lead	4	-	8	3		8	-	7	-	1		7
Points won on own serve	6	3	5	9		23	5	6	3	8		22
Points lost on own serve	4	5	3	3		15	5	1	6	4		16
Most consecutive points won	3	1	7	3		7	3	4	4	3		4
Greatest deficit overcome	-	-	-	1		1	-	-	-	-		-
Handedness/Grip	Right/						Right/					

Game/Match Statistics	Game					Match
	1	2	3	4	5	
Longest rally (strokes)	8	5	13	7		13
Average rally	3	3	4	4		3

Game Progress

1	NAM Kiwon (KOR)	0	*2	3	*3	5	*6	8	*9	9	*10	11				
	MAJOR Endre (HUN)	*0	0	*1	3	*3	4	*4	5	*7	8	9				
2	NAM Kiwon (KOR)	*0	1	*1	1	*2	3	*3	4	4						
	MAJOR Endre (HUN)	0	*1	3	*5	6	*7	9	*10	11						
3	NAM Kiwon (KOR)	0	*2	3	*4	6	*8	10	*10	10	11					
	MAJOR Endre (HUN)	*0	0	*1	2	*2	2	*2	4	*6	6					
4	NAM Kiwon (KOR)	*0	1	*2	3	*4	6	*7	8	*8	10	*10	11	*11	12	13
	MAJOR Endre (HUN)	0	*1	2	*3	4	*4	5	*6	8	*8	10	*10	11	*11	11

Note:

The "Greatest deficit overcome" only applies when the player ends up winning the game.

Legend:

No. Number * Server



Match Results

Resultados da partida

DAVIES Robert (GBR) 3-1 JOO Young Dae (KOR)

Game Summary		Match	Game 1	Game 2	Game 3	Game 4	Game 5
DAVIES Robert	GBR	3	14	4	11	11	
JOO Young Dae	KOR	1	12	11	9	5	
Duration:		31min	8min	4min	6min	8min	

Match No.: 20 Table: 1

Umpires: DUBEY Atul (IND) RAGAB Elsayed (EGY)

Player Statistics	DAVIES Robert (GBR)					Match	JOO Young Dae (KOR)					Match
	Game						Game					
	1	2	3	4	5		1	2	3	4	5	
Points won	14	4	11	11		40	12	11	9	5		37
Biggest lead	2	-	2	6		6	3	7	3	-		7
Points won on own serve	7	2	6	5		20	6	5	5	2		18
Points lost on own serve	6	6	4	3		19	7	2	5	6		20
Most consecutive points won	3	3	5	4		5	3	7	2	3		7
Greatest deficit overcome	3	-	3	-		3	-	-	-	-		-
Handedness/Grip	Right/						/					

Game/Match Statistics	Game					Match
	1	2	3	4	5	
Longest rally (strokes)	6	8	8	0		8
Average rally	3	4	4	0		4

Game Progress

1	DAVIES Robert (GBR)	0	*0	1	*3	3	*4	5	*6	8	*9	10	*11	11	*11	12	*13	14
	JOO Young Dae (KOR)	*0	2	*3	3	*5	6	*7	8	*8	9	*10	10	*11	12	*12	12	12
2	DAVIES Robert (GBR)	*0	0	*0	0	*1	3	*4	4	4								
	JOO Young Dae (KOR)	0	*2	4	*6	7	*7	8	*10	11								
3	DAVIES Robert (GBR)	0	*1	2	*2	3	*4	5	*6	8	*10	11						
	JOO Young Dae (KOR)	*0	1	*2	4	*5	6	*7	8	*8	8	9						
4	DAVIES Robert (GBR)	*0	2	*4	5	*6	6	*7	9	11								
	JOO Young Dae (KOR)	0	*0	0	*1	2	*4	5	*5	5								

Note:

The "Greatest deficit overcome" only applies when the player ends up winning the game.

Legend:

No. Number * Server



Player Statistics

Estatísticas dos atletas

As of TUE 13 SEP 2016

Players	NPC	Matches				Games				Match Duration					
		Played	Won	Lost	%Won	Played	Won	Lost	%Won	All	Average				
BORGATO Andrea Right Cl1	ITA	3	1	2	33%	12	5	7	42%	1h34min	31min				
		Points Won				Points Lost									
		Total	Own Serve:		58	Most Consecutive:		6	Total	Own Serve:		46	Most Consecutive:		6
		102	Opp. Serve:		44	GDO:		3	110	Opp. Serve:		64	GLL:		3
DAVIES Paul Right Cl1	GBR	3	1	2	33%	12	4	8	33%	1h32min	31min				
		Points Won				Points Lost									
		Total	Own Serve:		57	Most Consecutive:		5	Total	Own Serve:		55	Most Consecutive:		8
		103	Opp. Serve:		46	GDO:		5	122	Opp. Serve:		67	GLL:		4
DAVIES Robert Right Cl1	GBR	5	5	0	100%	21	15	6	71%	2h54min	35min				
		Points Won				Points Lost									
		Total	Own Serve:		123	Most Consecutive:		6	Total	Own Serve:		88	Most Consecutive:		7
		228	Opp. Serve:		105	GDO:		4	191	Opp. Serve:		103	GLL:		5
DUCAY Jean-Francois Right Cl1	FRA	3	1	2	33%	9	3	6	33%	1h21min	27min				
		Points Won				Points Lost									
		Total	Own Serve:		58	Most Consecutive:		5	Total	Own Serve:		37	Most Consecutive:		6
		94	Opp. Serve:		36	GDO:		3	96	Opp. Serve:		59	GLL:		4
EBERHARDT Fernando Right Cl1	ARG	2	0	2	0%	6	0	6	0%	46min	23min				
		Points Won				Points Lost									
		Total	Own Serve:		22	Most Consecutive:		3	Total	Own Serve:		29	Most Consecutive:		5
		38	Opp. Serve:		16	GDO:		0	66	Opp. Serve:		37	GLL:		3
JOO Young Dae Cl1	KOR	5	4	1	80%	18	13	5	72%	2h26min	29min				
		Points Won				Points Lost									
		Total	Own Serve:		114	Most Consecutive:		7	Total	Own Serve:		65	Most Consecutive:		5
		196	Opp. Serve:		82	GDO:		4	156	Opp. Serve:		91	GLL:		3
KELLER Silvio Right Cl1	SUI	2	0	2	0%	9	3	6	33%	1h10min	35min				
		Points Won				Points Lost									
		Total	Own Serve:		42	Most Consecutive:		4	Total	Own Serve:		44	Most Consecutive:		6
		75	Opp. Serve:		33	GDO:		5	96	Opp. Serve:		52	GLL:		4



Player Statistics

Estatísticas dos atletas

As of TUE 13 SEP 2016

Players	NPC	Matches				Games				Match Duration	
		Played	Won	Lost	%Won	Played	Won	Lost	%Won	All	Average
LEE Chang Ho Right Cl1	KOR	3	2	1	67%	12	8	4	67%	1h30min	30min
		Points Won				Points Lost					
		Total	Own Serve: 64		Most Consecutive: 9		Total	Own Serve: 48		Most Consecutive: 5	
		123	Opp. Serve: 59		GDO: 2 100		Opp. Serve: 52		GLL: 5		
LIMA Aloisio Right Cl1	BRA	Matches				Games				Match Duration	
		Played	Won	Lost	%Won	Played	Won	Lost	%Won	All	Average
		2	0	2	0%	8	2	6	25%	58min	29min
		Points Won				Points Lost					
Total	Own Serve: 35		Most Consecutive: 7		Total	Own Serve: 37		Most Consecutive: 9			
64	Opp. Serve: 29		GDO: 2 81		Opp. Serve: 44		GLL: 5				
MAJOR Endre Right Cl1	HUN	Matches				Games				Match Duration	
		Played	Won	Lost	%Won	Played	Won	Lost	%Won	All	Average
		5	2	3	40%	20	8	12	40%	2h33min	31min
		Points Won				Points Lost					
Total	Own Serve: 112		Most Consecutive: 6		Total	Own Serve: 78		Most Consecutive: 7			
190	Opp. Serve: 78		GDO: 5 193		Opp. Serve: 115		GLL: 3				
NAM Kiwon Right Cl1	KOR	Matches				Games				Match Duration	
		Played	Won	Lost	%Won	Played	Won	Lost	%Won	All	Average
		5	4	1	80%	18	14	4	78%	2h32min	30min
		Points Won				Points Lost					
Total	Own Serve: 104		Most Consecutive: 8		Total	Own Serve: 65		Most Consecutive: 5			
182	Opp. Serve: 78		GDO: 4 157		Opp. Serve: 92		GLL: 1				
NIKELIS Holger Right Cl1	GER	Matches				Games				Match Duration	
		Played	Won	Lost	%Won	Played	Won	Lost	%Won	All	Average
		2	0	2	0%	7	1	6	14%	48min	24min
		Points Won				Points Lost					
Total	Own Serve: 33		Most Consecutive: 5		Total	Own Serve: 38		Most Consecutive: 6			
57	Opp. Serve: 24		GDO: 3 84		Opp. Serve: 46		GLL: 4				

Note:

The "Greatest deficit overcome" only applies when the player ends up winning the game and "Greatest lead lost" only when losing.

Legend:

GDO Greatest deficit overcome **GLL** Greatest lead lost **Opp.** Opponent's



Tournament Statistics

Estatísticas do torneio

As of TUE 13 SEP 2016

Statistics	Preliminaries	Quarterfinals	Semifinals	Finals	Total
Matches					
Total	12	4	2	2	20
Game Margin: 3:0	6 50%	3 75%			9 45%
3:1	3 25%		1 50%	2 100%	6 30%
3:2	3 25%	1 25%	1 50%		5 25%
Invalid Results Mark					
Duration: Total	5h37min	2h6min	1h17min	1h2min	10h2min
Longest	40min	45min	46min	31min	46min
Shortest	18min	21min	31min	31min	18min
Average	28min	32min	39min	31min	30min
Games					
Total	45	14	9	8	76
Point Margin: 11					
10	1 2%				1 1%
9	2 4%				2 3%
8	1 2%	1 7%			2 3%
7	2 4%	2 14%		2 25%	6 8%
6	4 9%		1 11%	1 13%	6 8%
5	8 18%			1 13%	9 12%
4	5 11%	2 14%	4 44%		11 14%
3	6 13%	4 29%	2 22%		12 16%
2	16 36%	5 36%	2 22%	4 50%	27 36%
Invalid Results Mark					
Duration: Total	4h25min	1h40min	1h5min	52min	8h2min
Longest	11min	16min	10min	9min	16min
Shortest	2min	5min	5min	4min	2min
Average	6min	7min	7min	7min	6min
Points					
Total	846	290	172	153	1461
Per game	18.80	20.71	19.11	19.13	19.22
Most consecutive won	9	8	6	7	9
Greatest deficit overcome	5	5	2	3	5
Longest rally	13	15	11	13	15
Average rally	3	3	3	3	3

Note:

The "Greatest deficit overcome" only applies when the player ends up winning the game.



Entry List by Event

As of MON 5 SEP 2016

NPC	Name	Date of Birth	How Qualified	World Ranking
BRA - Brazil	CONCEICAO ESPINDOLA Iranildo	24 JAN 1969	CQ	14
	MARCIAO da COSTA Guilherme	30 DEC 1991	QI	15
CHN - People's Republic of China	GAO Yanming	25 FEB 1964	QR	9
CZE - Czech Republic	SUCHANEK Jiri	9 MAY 1982	QR	6
FRA - France	LAMIRAULT Fabien	17 MAR 1980	CQ	1
	MOLLIENS Stephane	23 SEP 1974	QR	4
ITA - Italy	VELLA Giuseppe	20 NOV 1969	QI	26
KOR - Republic of Korea	CHA Soo Yong	30 AUG 1980	CQ	7
	KIM Kyungmook	19 FEB 1965	QR	8
POL - Poland	CZUPER Rafal	19 FEB 1988	QR	2
SRB - Serbia	PERLIC Goran	1 DEC 1973	QR	13
SVK - Slovakia	LUDROVSKY Martin	1 SEP 1973	QR	10
	REVUCKY Rastislav	17 MAY 1978	QR	19
	RIAPOS Jan	28 SEP 1968	QR	3
UKR - Ukraine	YEZYK Oleksandr	8 DEC 1972	QR	5

Note:

All changes are available in INFO.
(nnn) in 'How Qualified' represents the player's singles world ranking as of September 2016.

Legend:

CQ Continental Qualification **QI** Qualified by Invitation **QR** World Ranking



Draw
Sorteio

GROUP A

Rk	Name	NPC	FRA	SVK	SRB	Match Points
1	LAMIRAULT Fabien	FRA		3:0 (11:8, 11:5, 11:8)	3:1 (13:11, 8:11, 14:12, 11:2)	4
2	LUDROVSKY Martin	SVK	0:3 (8:11, 5:11, 8:11)		3:1 (11:6, 4:11, 12:10, 11:7)	3
3	PERLIC Goran	SRB	1:3 (11:13, 11:8, 12:14, 2:11)	1:3 (6:11, 11:4, 10:12, 7:11)		2

GROUP B

Rk	Name	NPC	POL	CHN	BRA	Match Points
1	CZUPER Rafal	POL		3:0 (11:2, 11:7, 11:6)	3:0 (11:3, 11:4, 12:10)	4
2	GAO Yanming	CHN	0:3 (2:11, 7:11, 6:11)		3:2 (11:6, 9:11, 10:12, 14:12, 11:5)	3
3	CONCEICAO ESPINDOLA Iranildo	BRA	0:3 (3:11, 4:11, 10:12)	2:3 (6:11, 11:9, 12:10, 12:14, 5:11)		2

GROUP C

Rk	Name	NPC	SVK	KOR	BRA	Match Points
1	RIAPOS Jan	SVK		3:1 (11:3, 11:6, 9:11, 11:8)	3:0 (11:7, 11:4, 11:8)	4
2	KIM Kyungmook	KOR	1:3 (3:11, 6:11, 11:9, 8:11)		3:0 (11:7, 11:9, 11:8)	3
3	MARCIAO da COSTA Guilherme	BRA	0:3 (7:11, 4:11, 8:11)	0:3 (7:11, 9:11, 8:11)		2

GROUP D

Rk	Name	NPC	FRA	KOR	SVK	Match Points
1	MOLLIENS Stephane	FRA		3:1 (11:5, 11:9, 6:11, 11:8)	3:0 (11:9, 11:8, 11:6)	4
2	CHA Soo Yong	KOR	1:3 (5:11, 9:11, 11:6, 8:11)		3:2 (5:11, 9:11, 11:5, 11:5, 11:8)	3
3	REVUCKY Rastislav	SVK	0:3 (9:11, 8:11, 6:11)	2:3 (11:5, 11:9, 5:11, 5:11, 8:11)		2

GROUP E

Rk	Name	NPC	UKR	CZE	ITA	Match Points
1	YEZYK Oleksandr	UKR		3:1 (11:8, 8:11, 15:13, 11:8, :)	3:0 (12:10, 13:11, 11:2)	4
2	SUCHANEK Jiri	CZE	1:3 (8:11, 11:8, 13:15, 8:11, :)		3:1 (11:8, 11:2, 11:13, 11:8)	3
3	VELLA Giuseppe	ITA	0:3 (10:12, 11:13, 2:11)	1:3 (8:11, 2:11, 13:11, 8:11)		2



Draw
Sorteio

Qualification rule:

First and Second from each group will qualify for the Round 1.

Legend:

Rk Rank



Match Results

Resultados da partida

LAMIRAULT Fabien (FRA) 3-1 PERLIC Goran (SRB)

Game Summary		Match	Game 1	Game 2	Game 3	Game 4	Game 5
LAMIRAULT Fabien	FRA	3	13	8	14	11	
PERLIC Goran	SRB	1	11	11	12	2	
Duration:		37min	8min	7min	10min	6min	

Match No.: 1 Table: 5

Umpires: dos SANTOS Danilo (BRA) CHUNG Li-Chuan (TPE)

Player Statistics	LAMIRAULT Fabien (FRA)					Match	PERLIC Goran (SRB)					Match
	Game						Game					
	1	2	3	4	5		1	2	3	4	5	
Points won	13	8	14	11		46	11	11	12	2		36
Biggest lead	2	1	2	9		9	2	3	2	-		3
Points won on own serve	6	4	8	6		24	5	5	7	2		19
Points lost on own serve	6	6	5	0		17	7	4	6	4		21
Most consecutive points won	2	2	3	8		8	2	3	4	1		4
Greatest deficit overcome	2	-	2	-		2	-	1	-	-		1
Handedness/Grip	Right/						Right/					

Game/Match Statistics	Game					Match
	1	2	3	4	5	
Longest rally (strokes)	20	10	24	14		24
Average rally	5	5	6	5		5

Game Progress

1	LAMIRAULT Fabien (FRA)	0	*1	2	*3	3	*4	5	*6	8	*9	10	*11	11	*12	13		
	PERLIC Goran (SRB)	*0	1	*2	3	*5	6	*7	8	*8	9	*10	10	*11	11	11		
2	LAMIRAULT Fabien (FRA)	*0	1	*2	2	*3	4	*6	7	*7	8	8						
	PERLIC Goran (SRB)	0	*1	2	*4	5	*6	6	*7	9	*10	11						
3	LAMIRAULT Fabien (FRA)	0	*1	2	*3	4	*6	7	*7	7	*8	10	*10	11	*11	12	*13	14
	PERLIC Goran (SRB)	*0	1	*2	3	*4	4	*5	7	*9	10	*10	11	*11	12	*12	12	12
4	LAMIRAULT Fabien (FRA)	0	2	*3	5	*7	9	*10	11									
	PERLIC Goran (SRB)	0	*0	1	*1	1	*1	2	2									

Note:

The "Greatest deficit overcome" only applies when the player ends up winning the game.

Legend:

No. Number * Server



Match Results

Resultados da partida

CZUPER Rafal (POL) 3-0 CONCEICAO ESPINDOLA Iranildo (BRA)

Game Summary		Match	Game 1	Game 2	Game 3	Game 4	Game 5
CZUPER Rafal	POL	3	11	11	12		
CONCEICAO ESPINDOLA Iranildo	BRA	0	3	4	10		
Duration:		19min	3min	3min	4min		

Match No.: 2 Table: 7

Umpires: MEIER Michael (USA) SEMENOVA Elena (RUS)

Player Statistics	CZUPER Rafal (POL)					Match	CONCEICAO ESPINDOLA Iranildo (BRA)					Match	
	Game						Match	Game					
	1	2	3	4	5			1	2	3	4		5
Points won	11	11	12			34	3	4	10			17	
Biggest lead	8	7	6			8	-	1	2			2	
Points won on own serve	5	6	6			17	2	2	4			8	
Points lost on own serve	1	2	5			8	6	5	6			17	
Most consecutive points won	7	5	5			7	2	2	6			6	
Greatest deficit overcome	-	1	2			2	-	-	-			-	
Handedness/Grip	Right/						Right/						

Game/Match Statistics	Game					Match
	1	2	3	4	5	
Longest rally (strokes)	5	7	8			8
Average rally	3	3	3			3

Game Progress

1	CZUPER Rafal (POL)	0	*2	4	*6	7	*8	10	11					
	CONCEICAO ESPINDOLA Iranildo (BRA)	*0	0	*0	0	*1	2	*2	3					
2	CZUPER Rafal (POL)	*0	1	*3	5	*5	6	*8	10	11				
	CONCEICAO ESPINDOLA Iranildo (BRA)	0	*1	1	*1	3	*4	4	*4	4				
3	CZUPER Rafal (POL)	0	*0	2	*4	5	*6	8	*10	10	*10	10	*11	12
	CONCEICAO ESPINDOLA Iranildo (BRA)	0	2	*2	2	*3	4	*4	4	*6	8	*10	10	10

Note:

The "Greatest deficit overcome" only applies when the player ends up winning the game.

Legend:

No. Number * Server



Match Results

Resultados da partida

RIAPOS Jan (SVK) 3-0 MARCIAO da COSTA Guilherme (BRA)

Game Summary		Match	Game 1	Game 2	Game 3	Game 4	Game 5
RIAPOS Jan	SVK	3	11	11	11		
MARCIAO da COSTA Guilherme	BRA	0	7	4	8		
Duration:		19min	6min	4min	6min		

Match No.: 3 Table: 1

Umpires: RIVERO Ernesto (VEN) LARROZA Andres (ITTF)

Player Statistics	RIAPOS Jan (SVK)					Match	MARCIAO da COSTA Guilherme (BRA)					Match
	Game						Game					
	1	2	3	4	5		1	2	3	4	5	
Points won	11	11	11			33	7	4	8			19
Biggest lead	4	7	4			7	1	-	-			1
Points won on own serve	8	4	8			20	5	1	6			12
Points lost on own serve	2	3	2			7	3	7	3			13
Most consecutive points won	4	4	3			4	3	2	3			3
Greatest deficit overcome	1	-	-			1	-	-	-			-
Handedness/Grip	Right/						Right/					

Game/Match Statistics	Game					Match
	1	2	3	4	5	
Longest rally (strokes)	12	10	9			12
Average rally	5	5	4			5

Game Progress

1	RIAPOS Jan (SVK)	*0	2	*2	3	*4	6	*7	8	*9	11
	MARCIAO da COSTA Guilherme (BRA)	0	*0	2	*3	4	*4	5	*6	7	7
2	RIAPOS Jan (SVK)	0	*2	3	*5	6	*8	9	*10	11	
	MARCIAO da COSTA Guilherme (BRA)	*0	0	*1	1	*2	2	*3	4	4	
3	RIAPOS Jan (SVK)	*0	2	*3	5	*5	7	*7	8	*9	11
	MARCIAO da COSTA Guilherme (BRA)	0	*0	1	*1	3	*3	5	*6	7	8

Note:

The "Greatest deficit overcome" only applies when the player ends up winning the game.

Legend:

No. Number * Server



Match Results

Resultados da partida

MOLLIENS Stephane (FRA) 3-0 REVUCKY Rastislav (SVK)

Game Summary		Match	Game 1	Game 2	Game 3	Game 4	Game 5
MOLLIENS Stephane	FRA	3	11	11	11		
REVUCKY Rastislav	SVK	0	9	8	6		
Duration:		24min	7min	7min	6min		

Match No.: 4 Table: 3

Umpires: LU Hong (CHN) CRUZ Lara (BRA)

Player Statistics	MOLLIENS Stephane (FRA)					Match	REVUCKY Rastislav (SVK)					Match
	Game						Game					
	1	2	3	4	5		1	2	3	4	5	
Points won	11	11	11			33	9	8	6			23
Biggest lead	3	5	5			5	-	1	1			1
Points won on own serve	7	4	5			16	6	2	3			11
Points lost on own serve	3	6	3			12	4	7	6			17
Most consecutive points won	2	4	5			5	3	2	2			3
Greatest deficit overcome	-	1	1			1	-	-	-			-
Handedness/Grip	Left/						Right/					

Game/Match Statistics	Game					Match
	1	2	3	4	5	
Longest rally (strokes)	15	16	8			16
Average rally	7	6	4			6

Game Progress

1	MOLLIENS Stephane (FRA)	0	*1	3	*4	5	*6	7	*8	9	*9	11
	REVUCKY Rastislav (SVK)	*0	1	*1	2	*3	4	*5	6	*7	9	9
2	MOLLIENS Stephane (FRA)	*0	1	*3	4	*6	7	*8	9	*10	10	11
	REVUCKY Rastislav (SVK)	0	*1	1	*2	2	*3	4	*5	6	*8	8
3	MOLLIENS Stephane (FRA)	0	*1	2	*3	5	*7	8	*9	10		11
	REVUCKY Rastislav (SVK)	*0	1	*2	3	*3	3	*4	5	*6		6

Note:

The "Greatest deficit overcome" only applies when the player ends up winning the game.

Legend:

No. Number * Server



Match Results

Resultados da partida

YEZYK Oleksandr (UKR) 3-0 VELLA Giuseppe (ITA)

Game Summary		Match	Game 1	Game 2	Game 3	Game 4	Game 5
YEZYK Oleksandr	UKR	3	12	13	11		
VELLA Giuseppe	ITA	0	10	11	2		
Duration:		24min	6min	7min	4min		

Match No.: 5 Table: 5

Umpires: BOUDJEHEM Abdellah (ALG) BARROS Mario Paz (BRA)

Player Statistics	YEZYK Oleksandr (UKR)					Match	VELLA Giuseppe (ITA)					Match
	Game						Game					
	1	2	3	4	5		1	2	3	4	5	
Points won	12	13	11			36	10	11	2			23
Biggest lead	2	5	9			9	2	-	-			2
Points won on own serve	4	6	6			16	3	5	1			9
Points lost on own serve	7	6	1			14	8	7	5			20
Most consecutive points won	4	5	6			6	3	5	1			5
Greatest deficit overcome	2	-	-			2	-	-	-			-
Handedness/Grip	Right/						Right/					

Game/Match Statistics	Game					Match
	1	2	3	4	5	
Longest rally (strokes)	9	9	5			9
Average rally	3	3	2			3

Game Progress

1	YEZYK Oleksandr (UKR)	*0	1	*3	4	*4	5	*7	7	*8	8	*10	11	12		
	VELLA Giuseppe (ITA)	0	*1	1	*2	4	*5	5	*7	8	*10	10	*10	10		
2	YEZYK Oleksandr (UKR)	0	*2	4	*5	6	*7	7	*7	9	*10	10	*11	11	*12	13
	VELLA Giuseppe (ITA)	*0	0	*0	1	*2	3	*5	7	*7	8	*10	10	*11	11	11
3	YEZYK Oleksandr (UKR)	*0	2	*4	5	*6	8	*10	11							
	VELLA Giuseppe (ITA)	0	*0	0	*1	2	*2	2	2							

Note:

The "Greatest deficit overcome" only applies when the player ends up winning the game.

Legend:

No. Number * Server



Match Results

Resultados da partida

LAMIRAULT Fabien (FRA) 3-0 LUDROVSKY Martin (SVK)

Game Summary		Match	Game 1	Game 2	Game 3	Game 4	Game 5
LAMIRAULT Fabien	FRA	3	11	11	11		
LUDROVSKY Martin	SVK	0	8	5	8		
Duration:		27min	9min	7min	8min		

Match No.: 6 Table: 7

Umpires: MONTES Marlos (BRA) MIRANDA Barjonas (BRA)

Player Statistics	LAMIRAULT Fabien (FRA)					Match	LUDROVSKY Martin (SVK)					Match
	Game						Game					
	1	2	3	4	5		1	2	3	4	5	
Points won	11	11	11			33	8	5	8			21
Biggest lead	3	6	3			6	2	-	3			3
Points won on own serve	7	6	4			17	6	3	3			12
Points lost on own serve	2	2	5			9	4	5	7			16
Most consecutive points won	5	4	4			5	2	2	3			3
Greatest deficit overcome	2	-	3			3	-	-	-			-
Handedness/Grip	Right/						Right/					

Game/Match Statistics	Game					Match
	1	2	3	4	5	
Longest rally (strokes)	15	19	9			19
Average rally	5	9	5			6

Game Progress

1	LAMIRAULT Fabien (FRA)	0	*1	2	*3	4	*4	6	*6	8	*10	11
	LUDROVSKY Martin (SVK)	*0	1	*2	3	*4	6	*6	8	*8	8	8
2	LAMIRAULT Fabien (FRA)	*0	2	*3	4	*5	6	*7	9	11		
	LUDROVSKY Martin (SVK)	0	*0	1	*2	3	*4	5	*5	5		
3	LAMIRAULT Fabien (FRA)	0	*1	1	*2	3	*5	6	*7	8	*10	11
	LUDROVSKY Martin (SVK)	*0	1	*3	4	*5	5	*6	7	*8	8	8

Note:

The "Greatest deficit overcome" only applies when the player ends up winning the game.

Legend:

No. Number * Server



Match Results

Resultados da partida

CZUPER Rafal (POL) 3-0 GAO Yanming (CHN)

Game Summary		Match	Game 1	Game 2	Game 3	Game 4	Game 5
CZUPER Rafal	POL	3	11	11	11		
GAO Yanming	CHN	0	2	7	6		
Duration:		17min	4min	5min	5min		

Match No.: 7 Table: 1

Umpires: BOTH Flavio (BRA) dos SANTOS Danilo (BRA)

Player Statistics	CZUPER Rafal (POL)					Match	GAO Yanming (CHN)					Match
	Game						Game					
	1	2	3	4	5		1	2	3	4	5	
Points won	11	11	11			33	2	7	6			15
Biggest lead	9	4	5			9	-	1	2			2
Points won on own serve	4	6	4			14	0	3	2			5
Points lost on own serve	2	4	4			10	7	5	6			18
Most consecutive points won	6	4	5			6	2	3	2			3
Greatest deficit overcome	-	1	2			2	-	-	-			-
Handedness/Grip	Right/						Right/					

Game/Match Statistics	Game					Match
	1	2	3	4	5	
Longest rally (strokes)	15	32	6			32
Average rally	6	6	4			5

Game Progress

1	CZUPER Rafal (POL)	0	*2	4	*6	6	*8	10	11		
	GAO Yanming (CHN)	*0	0	*0	0	*2	2	*2	2		
2	CZUPER Rafal (POL)	*0	1	*2	3	*5	6	*6	7	*9	11
	GAO Yanming (CHN)	0	*1	2	*3	3	*4	6	*7	7	7
3	CZUPER Rafal (POL)	0	*1	2	*3	3	*5	6	*8	10	11
	GAO Yanming (CHN)	0	1	*2	3	*5	5	*6	6	*6	6

Note:

The "Greatest deficit overcome" only applies when the player ends up winning the game.

Legend:

No. Number * Server



Match Results

Resultados da partida

RIAPOS Jan (SVK) 3-1 KIM Kyungmook (KOR)

Game Summary		Match	Game 1	Game 2	Game 3	Game 4	Game 5
RIAPOS Jan	SVK	3	11	11	9	11	
KIM Kyungmook	KOR	1	3	6	11	8	
Duration:		25min	3min	4min	5min	4min	

Match No.: 8 Table: 3

Umpires: BOUDJEHEM Abdellah (ALG) BARROS Mario Paz (BRA)

Player Statistics	RIAPOS Jan (SVK)					Match	KIM Kyungmook (KOR)					Match
	Game						Game					
	1	2	3	4	5		1	2	3	4	5	
Points won	11	11	9	11		42	3	6	11	8		28
Biggest lead	8	5	2	4		8	1	-	3	2		3
Points won on own serve	5	6	5	6		22	2	3	6	4		15
Points lost on own serve	1	3	5	3		12	6	5	4	5		20
Most consecutive points won	7	4	4	4		7	2	2	3	2		3
Greatest deficit overcome	1	-	-	2		2	-	-	2	-		2
Handedness/Grip	Right/						Right/					

Game/Match Statistics	Game					Match
	1	2	3	4	5	
Longest rally (strokes)	14	10	10	15		15
Average rally	6	5	6	5		6

Game Progress

1	RIAPOS Jan (SVK)	0	*1	3	*4	5	*7	9	11			
	KIM Kyungmook (KOR)	*0	1	*1	2	*3	3	*3	3			
2	RIAPOS Jan (SVK)	*0	2	*3	4	*5	6	*7	8	*10	11	
	KIM Kyungmook (KOR)	0	*0	1	*2	3	*4	5	*6	6	6	
3	RIAPOS Jan (SVK)	0	*1	1	*2	4	*5	7	*7	8	*9	9
	KIM Kyungmook (KOR)	*0	1	*3	4	*4	5	*5	7	*8	9	11
4	RIAPOS Jan (SVK)	0	1	*2	3	*3	5	*6	8	*10	10	11
	KIM Kyungmook (KOR)	0	*1	2	*3	5	*5	6	*6	6	*8	8

Note:

The "Greatest deficit overcome" only applies when the player ends up winning the game.

Legend:

No. Number

*

Server



Match Results

Resultados da partida

MOLLIENS Stephane (FRA) 3-1 CHA Soo Yong (KOR)

Game Summary		Match	Game 1	Game 2	Game 3	Game 4	Game 5
MOLLIENS Stephane	FRA	3	11	11	6	11	
CHA Soo Yong	KOR	1	5	9	11	8	
Duration:		32min	5min	7min	7min	7min	

Match No.: 9 Table: 5

Umpires: RAGAB Elsayed (EGY) MANCINI Marco (BRA)

Player Statistics	MOLLIENS Stephane (FRA)					Match	CHA Soo Yong (KOR)					Match
	Game						Game					
	1	2	3	4	5		1	2	3	4	5	
Points won	11	11	6	11		39	5	9	11	8		33
Biggest lead	6	2	1	3		6	1	2	5	2		5
Points won on own serve	6	5	3	6		20	3	4	6	4		17
Points lost on own serve	2	5	5	4		16	5	6	2	5		18
Most consecutive points won	5	3	2	3		5	2	2	4	3		4
Greatest deficit overcome	1	2	-	2		2	-	-	1	-		1
Handedness/Grip	Left/						Right/					

Game/Match Statistics	Game					Match
	1	2	3	4	5	
Longest rally (strokes)	10	12	19	8		19
Average rally	4	5	5	4		5

Game Progress

1	MOLLIENS Stephane (FRA)	0	*1	3	*5	6	*7	8	*9	11		
	CHA Soo Yong (KOR)	*0	1	*1	1	*2	3	*4	5	5		
2	MOLLIENS Stephane (FRA)	*0	0	*1	3	*4	5	*7	7	*8	10	11
	CHA Soo Yong (KOR)	0	*2	3	*3	4	*5	5	*7	8	*8	9
3	MOLLIENS Stephane (FRA)	0	*1	2	*3	4	*4	5	*6	6	6	
	CHA Soo Yong (KOR)	0	1	*2	3	*4	6	*7	8	*10	11	
4	MOLLIENS Stephane (FRA)	*0	1	*2	2	*3	5	*6	7	*8	10	11
	CHA Soo Yong (KOR)	0	*1	2	*4	5	*5	6	*7	8	*8	8

Note:

The "Greatest deficit overcome" only applies when the player ends up winning the game.

Legend:

No. Number * Server



Match Results

Resultados da partida

YEZYK Oleksandr (UKR) 3-1 SUCHANEK Jiri (CZE)

Game Summary		Match	Game 1	Game 2	Game 3	Game 4	Game 5
YEZYK Oleksandr	UKR	3	11	8	15	11	
SUCHANEK Jiri	CZE	1	8	11	13	8	
Duration:		34min	5min	6min	9min	7min	

Match No.: 10 Table: 7

Umpires: ARINYE Cecilia Dora (NGR) VILANOVA Flavia (BRA)

Player Statistics	YEZYK Oleksandr (UKR)					Match	SUCHANEK Jiri (CZE)					Match
	Game						Game					
	1	2	3	4	5		1	2	3	4	5	
Points won	11	8	15	11		45	8	11	13	8		40
Biggest lead	3	-	2	4		4	1	4	3	2		4
Points won on own serve	7	3	8	5		23	6	4	7	3		20
Points lost on own serve	2	7	6	5		20	4	5	6	6		21
Most consecutive points won	3	2	4	6		6	3	3	5	2		5
Greatest deficit overcome	1	-	3	2		3	-	-	-	-		-
Handedness/Grip	Right/						Right/					

Game/Match Statistics	Game					Match
	1	2	3	4	5	
Longest rally (strokes)	6	7	9	8	0	9
Average rally	3	4	5	4	0	4

Game Progress

1	YEZYK Oleksandr (UKR)	0	*2	3	*3	4	*5	7	*7	9	*10	11						
	SUCHANEK Jiri (CZE)	*0	0	*1	3	*4	5	*5	7	*7	8	8						
2	YEZYK Oleksandr (UKR)	*0	0	*1	2	*3	4	*5	5	*7	8	8						
	SUCHANEK Jiri (CZE)	0	*2	3	*4	5	*6	7	*9	9	*10	11						
3	YEZYK Oleksandr (UKR)	0	*1	2	*4	5	*5	5	*6	8	*9	10	*10	11	*11	12	*13	13
	SUCHANEK Jiri (CZE)	0	1	*2	2	*3	5	*7	8	*8	9	*10	11	*11	12	*12	12	*13
			*14	15														
			13	13														
4	YEZYK Oleksandr (UKR)	*0	0	*2	2	*3	5	*7	9	*9	10	11						
	SUCHANEK Jiri (CZE)	0	*2	2	*4	5	*5	5	*5	7	*8	8						

Note:

The "Greatest deficit overcome" only applies when the player ends up winning the game.

Legend:

No. Number * Server



Match Results

Resultados da partida

LUDROVSKY Martin (SVK) 3-1 PERLIC Goran (SRB)

Game Summary		Match	Game 1	Game 2	Game 3	Game 4	Game 5
LUDROVSKY Martin	SVK	3	11	4	12	11	
PERLIC Goran	SRB	1	6	11	10	7	
Duration:		32min	5min	5min	8min	7min	

Match No.: 11 Table: 1

Umpires: MIRANDA Barjonas (BRA) MONTES Marlos (BRA)

Player Statistics	LUDROVSKY Martin (SVK)					Match	PERLIC Goran (SRB)					Match
	Game						Game					
	1	2	3	4	5		1	2	3	4	5	
Points won	11	4	12	11		38	6	11	10	7		34
Biggest lead	5	-	2	4		5	2	7	3	-		7
Points won on own serve	7	2	7	7		23	5	5	6	4		20
Points lost on own serve	1	6	4	3		14	4	2	5	4		15
Most consecutive points won	4	3	5	3		5	2	4	2	3		4
Greatest deficit overcome	2	-	3	-		3	-	-	-	-		-
Handedness/Grip	Right/						Right/					

Game/Match Statistics	Game					Match
	1	2	3	4	5	
Longest rally (strokes)	7	7	13	18		18
Average rally	3	3	4	5		4

Game Progress

1	LUDROVSKY Martin (SVK)	0	*1	2	*2	4	*5	7	*8	10	11			
	PERLIC Goran (SRB)	*0	1	*2	4	*4	5	*5	6	*6	6			
2	LUDROVSKY Martin (SVK)	*0	0	*1	1	*1	3	*4	4	4				
	PERLIC Goran (SRB)	0	*2	3	*5	7	*7	8	*10	11				
3	LUDROVSKY Martin (SVK)	0	*0	1	*2	3	*4	5	*7	9	*9	10	*11	12
	PERLIC Goran (SRB)	*0	2	*3	4	*5	6	*7	7	*7	9	*10	10	10
4	LUDROVSKY Martin (SVK)	*0	2	*3	4	*6	7	*7	8	*9	11			
	PERLIC Goran (SRB)	0	*0	1	*2	2	*3	5	*6	7	7			

Note:

The "Greatest deficit overcome" only applies when the player ends up winning the game.

Legend:

No. Number

*

Server



Match Results

Resultados da partida

GAO Yanming (CHN) 3-2 CONCEICAO ESPINDOLA Iranildo (BRA)

Game Summary		Match	Game 1	Game 2	Game 3	Game 4	Game 5
GAO Yanming	CHN	3	11	9	10	14	11
CONCEICAO ESPINDOLA Iranildo	BRA	2	6	11	12	12	5
Duration:		39min	6min	6min	7min	8min	5min

Match No.: 12 Table: 3

Umpires: MEIER Michael (USA) KOH Christabel (SIN)

Player Statistics	GAO Yanming (CHN)						CONCEICAO ESPINDOLA Iranildo (BRA)					
	Game					Match	Game					Match
	1	2	3	4	5		1	2	3	4	5	
Points won	11	9	10	14	11	55	6	11	12	12	5	46
Biggest lead	5	-	1	2	6	6	2	6	4	2	2	6
Points won on own serve	8	7	7	7	4	33	5	8	8	6	1	28
Points lost on own serve	1	3	4	6	4	18	3	2	3	7	7	22
Most consecutive points won	5	5	4	3	6	6	3	3	3	3	2	3
Greatest deficit overcome	2	-	-	2	2	2	-	-	1	-	-	1
Handedness/Grip	Right/						Right/					

Game/Match Statistics	Game					Match
	1	2	3	4	5	
Longest rally (strokes)	14	8	12	8	12	14
Average rally	5	3	4	3	4	4

Game Progress

1	GAO Yanming (CHN)	*0	2	*2	3	*3	5	*6	8	*10	11							
	CONCEICAO ESPINDOLA Iranildo (BRA)	0	*0	2	*3	5	*5	6	*6	6	6							
2	GAO Yanming (CHN)	0	*0	1	*1	2	*2	4	*4	6	*8	9						
	CONCEICAO ESPINDOLA Iranildo (BRA)	*0	2	*3	5	*6	8	*8	10	*10	10	11						
3	GAO Yanming (CHN)	*0	1	*1	3	*4	5	*5	6	*6	8	*10	10	10				
	CONCEICAO ESPINDOLA Iranildo (BRA)	0	*1	3	*3	4	*5	7	*8	10	*10	10	*11	12				
4	GAO Yanming (CHN)	0	*1	2	*3	4	*5	5	*7	8	*8	10	*10	11	*12	12	*13	14
	CONCEICAO ESPINDOLA Iranildo (BRA)	*0	1	*2	3	*4	5	*7	7	*8	10	*10	11	*11	11	*12	12	12
5	GAO Yanming (CHN)	*0	0	*2	4	*5	5	*7	9	11								
	CONCEICAO ESPINDOLA Iranildo (BRA)	0	*2	2	*2	3	*5	5	*5	5								

Note:

The "Greatest deficit overcome" only applies when the player ends up winning the game.

Legend:

No. Number * Server



Match Results

Resultados da partida

KIM Kyungmook (KOR) 3-0 MARCIAO da COSTA Guilherme (BRA)

Game Summary		Match	Game 1	Game 2	Game 3	Game 4	Game 5
KIM Kyungmook	KOR	3	11	11	11		
MARCIAO da COSTA Guilherme	BRA	0	7	9	8		
Duration:		19min	4min	6min	6min		

Match No.: 13 Table: 5

Umpires: RIVERO Ernesto (VEN) KLECKER Roman (CZE)

Player Statistics	KIM Kyungmook (KOR)					Match	MARCIAO da COSTA Guilherme (BRA)					Match
	Game						Game					
	1	2	3	4	5		1	2	3	4	5	
Points won	11	11	11			33	7	9	8			24
Biggest lead	4	2	3			4	3	5	3			5
Points won on own serve	7	4	7			18	4	3	5			12
Points lost on own serve	3	6	3			12	4	7	4			15
Most consecutive points won	4	3	5			5	2	5	4			5
Greatest deficit overcome	3	5	3			5	-	-	-			-
Handedness/Grip	Right/						Right/					

Game/Match Statistics	Game					Match
	1	2	3	4	5	
Longest rally (strokes)	10	7	13			13
Average rally	3	4	4			4

Game Progress

1	KIM Kyungmook (KOR)	*0	0	*1	2	*3	5	*6	8	*9	11	
	MARCIAO da COSTA Guilherme (BRA)	0	*2	3	*4	5	*5	6	*6	7	7	
2	KIM Kyungmook (KOR)	0	*0	0	*1	2	*4	5	*7	8	*10	11
	MARCIAO da COSTA Guilherme (BRA)	*0	2	*4	5	*6	6	*7	7	*8	8	9
3	KIM Kyungmook (KOR)	*0	1	*1	2	*3	4	*6	8	*8	10	11
	MARCIAO da COSTA Guilherme (BRA)	0	*1	3	*4	5	*6	6	*6	8	*8	8

Note:

The "Greatest deficit overcome" only applies when the player ends up winning the game.

Legend:

No. Number * Server



Match Results

Resultados da partida

CHA Soo Yong (KOR) 3-2 REVUCKY Rastislav (SVK)

Game Summary		Match	Game 1	Game 2	Game 3	Game 4	Game 5
CHA Soo Yong	KOR	3	5	9	11	11	11
REVUCKY Rastislav	SVK	2	11	11	5	5	8
Duration:		39min	5min	7min	6min	5min	8min

Match No.: 14 Table: 7

Umpires: LARROZA Andres (PAR) ZAPATA Carlos (ESP)

Player Statistics	CHA Soo Yong (KOR)						REVUCKY Rastislav (SVK)					
	Game					Match	Game					Match
	1	2	3	4	5		1	2	3	4	5	
Points won	5	9	11	11	11	47	11	11	5	5	8	40
Biggest lead	-	-	6	6	5	6	6	5	-	-	-	6
Points won on own serve	3	6	5	6	7	27	6	7	2	3	5	23
Points lost on own serve	5	4	3	2	3	17	2	3	6	5	4	20
Most consecutive points won	2	5	4	5	4	5	5	5	2	3	4	5
Greatest deficit overcome	-	-	-	-	-	-	-	-	-	-	-	-
Handedness/Grip	Right/						Right/					

Game/Match Statistics	Game					Match
	1	2	3	4	5	
Longest rally (strokes)	15	16	15	16	22	22
Average rally	5	7	5	7	8	6

Game Progress

1	CHA Soo Yong (KOR)	*0	0	*2	2	*2	3	*3	5	5		
	REVUCKY Rastislav (SVK)	0	*2	2	*4	6	*7	9	*9	11		
2	CHA Soo Yong (KOR)	0	*0	0	*1	2	*4	6	*6	8	*8	9
	REVUCKY Rastislav (SVK)	*0	2	*4	5	*6	6	*6	8	*8	10	11
3	CHA Soo Yong (KOR)	*0	2	*3	3	*5	7	*8	9	11		
	REVUCKY Rastislav (SVK)	0	*0	1	*3	3	*3	4	*5	5		
4	CHA Soo Yong (KOR)	0	*2	3	*3	4	*6	8	*9	11		
	REVUCKY Rastislav (SVK)	*0	0	*1	3	*4	4	*4	5	5		
5	CHA Soo Yong (KOR)	*0	2	*3	5	*6	7	*8	8	*8	10	11
	REVUCKY Rastislav (SVK)	0	*0	1	*1	2	*3	4	*6	8	*8	8

Note:

The "Greatest deficit overcome" only applies when the player ends up winning the game.

Legend:

No. Number * Server



Match Results

Resultados da partida

SUCHANEK Jiri (CZE) 3-1 VELLA Giuseppe (ITA)

Game Summary		Match	Game 1	Game 2	Game 3	Game 4	Game 5
SUCHANEK Jiri	CZE	3	11	11	11	11	
VELLA Giuseppe	ITA	1	8	2	13	8	
Duration:		30min	5min	5min	8min	5min	

Match No.: 15 Table: 1

Umpires: MATOS Ravi (BRA) TSE Mei Lan (HKG)

Player Statistics	SUCHANEK Jiri (CZE)					Match	VELLA Giuseppe (ITA)					Match
	Game						1	2	3	4	5	
	1	2	3	4	5							
Points won	11	11	11	11		44	8	2	13	8		31
Biggest lead	6	9	1	5		9	-	-	4	1		4
Points won on own serve	5	5	5	5		20	3	1	6	3		13
Points lost on own serve	5	1	7	4		17	6	6	6	6		24
Most consecutive points won	4	6	3	4		6	3	1	4	3		4
Greatest deficit overcome	-	-	-	1		1	-	-	1	-		1
Handedness/Grip	Right/						Right/					

Game/Match Statistics	Game					Match
	1	2	3	4	5	
Longest rally (strokes)	7	5	7	5		7
Average rally	3	3	3	2		3

Game Progress

1	SUCHANEK Jiri (CZE)	*0	2	*4	5	*7	7	*8	9	*9	10	11				
	VELLA Giuseppe (ITA)	0	*0	0	*1	1	*3	4	*5	7	*8	8				
2	SUCHANEK Jiri (CZE)	0	*2	4	*6	7	*8	10	11							
	VELLA Giuseppe (ITA)	*0	0	*0	0	*1	2	*2	2							
3	SUCHANEK Jiri (CZE)	*0	0	*0	1	*3	3	*5	6	*7	9	*10	11	*11	11	11
	VELLA Giuseppe (ITA)	0	*2	4	*5	5	*7	7	*8	9	*9	10	*10	11	*12	13
4	SUCHANEK Jiri (CZE)	0	*1	2	*4	5	*7	8	*8	9	*10	11				
	VELLA Giuseppe (ITA)	0	1	*2	2	*3	3	*4	6	*7	8	8				

Note:

The "Greatest deficit overcome" only applies when the player ends up winning the game.

Legend:

No. Number

*

Server



Match Results

Resultados da partida

LUDROVSKY Martin (SVK) 3-1 KIM Kyungmook (KOR)

Game Summary		Match	Game 1	Game 2	Game 3	Game 4	Game 5
LUDROVSKY Martin	SVK	3	11	9	11	11	
KIM Kyungmook	KOR	1	7	11	7	4	
Duration:		35min	6min	8min	7min	8min	

Match No.: 20 Table: 3

Umpires: BARROS Mario Paz (BRA) BOTH Flavio (BRA)

Player Statistics	LUDROVSKY Martin (SVK)					Match	KIM Kyungmook (KOR)					Match
	Game						Game					
	1	2	3	4	5		1	2	3	4	5	
Points won	11	9	11	11		42	7	11	7	4		29
Biggest lead	4	2	6	7		7	1	3	-	2		3
Points won on own serve	5	5	5	5		20	4	6	4	1		15
Points lost on own serve	3	5	3	3		14	6	4	5	6		21
Most consecutive points won	5	2	6	9		9	2	5	5	3		5
Greatest deficit overcome	1	-	-	2		2	-	2	-	-		2
Handedness/Grip	Right/						Right/					

Game/Match Statistics	Game					Match
	1	2	3	4	5	
Longest rally (strokes)	19	18	11	7		19
Average rally	4	5	5	4		5

Game Progress

1	LUDROVSKY Martin (SVK)	0	*1	2	*3	4	*5	6	*7	9	11	
	KIM Kyungmook (KOR)	*0	1	*2	3	*4	5	*6	7	*7	7	
2	LUDROVSKY Martin (SVK)	*0	2	*3	3	*3	4	*5	6	*7	8	9
	KIM Kyungmook (KOR)	0	*0	1	*3	5	*6	7	*8	9	*10	11
3	LUDROVSKY Martin (SVK)	0	*2	4	*6	7	*7	7	*8	10	11	
	KIM Kyungmook (KOR)	0	0	*0	0	*1	3	*5	6	*6	7	
4	LUDROVSKY Martin (SVK)	*0	1	*2	2	*4	6	*8	10	11		
	KIM Kyungmook (KOR)	0	*1	2	*4	4	*4	4	*4	4		

Note:

The "Greatest deficit overcome" only applies when the player ends up winning the game.

Legend:

No. Number * Server



Match Results

Resultados da partida

GAO Yanming (CHN) 3-2 CHA Soo Yong (KOR)

Game Summary		Match	Game 1	Game 2	Game 3	Game 4	Game 5
GAO Yanming	CHN	3	11	8	12	8	11
CHA Soo Yong	KOR	2	6	11	10	11	4
Duration:		35min	5min	6min	6min	6min	6min

Match No.: 23 Table: 1

Umpires: BOUDJEHEM Abdellah (ALG) WIEKART Ina (NED)

Player Statistics	GAO Yanming (CHN)						CHA Soo Yong (KOR)					
	Game					Match	Game					Match
	1	2	3	4	5		1	2	3	4	5	
Points won	11	8	12	8	11	50	6	11	10	11	4	42
Biggest lead	5	2	3	2	8	8	-	3	1	3	1	3
Points won on own serve	5	7	8	6	7	33	3	8	7	8	4	30
Points lost on own serve	3	3	3	3	0	12	6	1	4	1	4	16
Most consecutive points won	4	3	3	3	6	6	2	3	3	3	2	3
Greatest deficit overcome	-	-	1	-	1	1	-	2	-	2	-	2
Handedness/Grip	Right/						Right/					

Game/Match Statistics	Game					Match
	1	2	3	4	5	
Longest rally (strokes)	8	10	8	10	20	20
Average rally	4	4	4	5	6	4

Game Progress

1	GAO Yanming (CHN)	0	*2	4	*4	5	*6	7	*9	10	11	
	CHA Soo Yong (KOR)	*0	0	*0	2	*3	4	*5	5	*6	6	
2	GAO Yanming (CHN)	*0	1	*2	4	*4	5	*5	7	*7	8	
	CHA Soo Yong (KOR)	0	*1	2	*2	4	*5	7	*7	9	11	
3	GAO Yanming (CHN)	0	*1	3	*3	5	*6	7	*7	8	*9	12
	CHA Soo Yong (KOR)	*0	1	*1	3	*3	4	*5	7	*8	9	10
4	GAO Yanming (CHN)	0	2	*2	3	*3	5	*6	7	*7	8	
	CHA Soo Yong (KOR)	0	*0	2	*3	5	*5	6	*7	9	11	
5	GAO Yanming (CHN)	0	*1	3	*4	6	*8	10	*10	11		
	CHA Soo Yong (KOR)	*0	1	*1	2	*2	2	*2	4	4		

Note:

The "Greatest deficit overcome" only applies when the player ends up winning the game.

Legend:

No. Number * Server



Match Results

Resultados da partida

LAMIRAULT Fabien (FRA) 3-1 GAO Yanming (CHN)

Game Summary		Match	Game 1	Game 2	Game 3	Game 4	Game 5
LAMIRAULT Fabien	FRA	3	8	11	11	11	
GAO Yanming	CHN	1	11	3	6	7	
Duration:		35min	8min	6min	7min	9min	

Match No.: 24 Table: 1

Umpires: WONG Jeffrey (CAN) DUBEY Atul (IND)

Player Statistics	LAMIRAULT Fabien (FRA)					Match	GAO Yanming (CHN)					Match
	Game						Game					
	1	2	3	4	5		1	2	3	4	5	
Points won	8	11	11	11		41	11	3	6	7		27
Biggest lead	1	8	5	4		8	4	-	-	3		4
Points won on own serve	4	6	6	7		23	6	1	4	4		15
Points lost on own serve	5	2	2	3		12	4	5	5	4		18
Most consecutive points won	4	4	5	4		5	5	1	2	3		5
Greatest deficit overcome	-	-	-	3		3	1	-	-	-		1
Handedness/Grip	Right/						Right/					

Game/Match Statistics	Game					Match
	1	2	3	4	5	
Longest rally (strokes)	16	13	18	15		18
Average rally	5	4	6	6		5

Game Progress

1	LAMIRAULT Fabien (FRA)	0	*1	2	*3	3	*3	4	*6	8	*8	8
	GAO Yanming (CHN)	*0	1	*2	3	*5	7	*8	8	*8	10	11
2	LAMIRAULT Fabien (FRA)	*0	2	*4	5	*6	7	*9	11			
	GAO Yanming (CHN)	0	*0	0	*1	2	*3	3	3			
3	LAMIRAULT Fabien (FRA)	0	*1	3	*3	4	*6	8	*9	10	11	
	GAO Yanming (CHN)	*0	1	*1	3	*4	4	*4	5	*6	6	
4	LAMIRAULT Fabien (FRA)	*0	1	*1	2	*3	5	*7	8	*9	11	
	GAO Yanming (CHN)	0	*1	3	*4	5	*5	5	*6	7	7	

Note:

The "Greatest deficit overcome" only applies when the player ends up winning the game.

Legend:

No. Number * Server



Match Results

Resultados da partida

SUCHANEK Jiri (CZE) 3-2 RIAPOS Jan (SVK)

Game Summary		Match	Game 1	Game 2	Game 3	Game 4	Game 5
SUCHANEK Jiri	CZE	3	9	5	11	11	11
RIAPOS Jan	SVK	2	11	11	8	8	4
Duration:		34min	6min	4min	5min	6min	6min

Match No.: 25 Table: 3

Umpires: MEIER Michael (USA) HIGASHIJIMA Masae (JPN)

Player Statistics	SUCHANEK Jiri (CZE)						RIAPOS Jan (SVK)					
	Game					Match	Game					Match
	1	2	3	4	5		1	2	3	4	5	
Points won	9	5	11	11	11	47	11	11	8	8	4	42
Biggest lead	2	-	5	5	7	7	5	6	-	-	-	6
Points won on own serve	5	3	6	5	7	26	6	6	5	4	3	24
Points lost on own serve	5	5	3	4	1	18	4	2	4	6	4	20
Most consecutive points won	4	2	4	3	5	5	5	3	4	3	2	5
Greatest deficit overcome	-	-	-	-	-	-	2	-	-	-	-	2
Handedness/Grip	Right/						Right/					

Game/Match Statistics	Game					Match
	1	2	3	4	5	
Longest rally (strokes)	9	8	9	1	8	9
Average rally	4	3	3	1	3	3

Game Progress

1	SUCHANEK Jiri (CZE)	*0	2	*2	2	*3	3	*4	5	*6	8	9
	RIAPOS Jan (SVK)	0	*0	2	*4	5	*7	8	*9	10	*10	11
2	SUCHANEK Jiri (CZE)	0	*0	1	*1	2	*3	4	*5	5		
	RIAPOS Jan (SVK)	*0	2	*3	5	*6	7	*8	9	11		
3	SUCHANEK Jiri (CZE)	0	2	*3	4	*5	7	*8	9	*9	10	11
	RIAPOS Jan (SVK)	0	*0	1	*2	3	*3	4	*5	7	*8	8
4	SUCHANEK Jiri (CZE)	0	*2	3	*5	6	*7	8	*8	9	*10	11
	RIAPOS Jan (SVK)	*0	0	*1	1	*2	3	*4	6	*7	8	8
5	SUCHANEK Jiri (CZE)	*0	2	*3	5	*5	6	*8	10	11		
	RIAPOS Jan (SVK)	0	*0	1	*1	3	*4	4	*4	4		

Note:

The "Greatest deficit overcome" only applies when the player ends up winning the game.

Legend:

No. Number * Server



Match Results

Resultados da partida

MOLLIENS Stephane (FRA) 3-2 YEZYK Oleksandr (UKR)

Game Summary		Match	Game 1	Game 2	Game 3	Game 4	Game 5
MOLLIENS Stephane	FRA	3	7	12	11	11	11
YEZYK Oleksandr	UKR	2	11	14	4	5	7
Duration:		46min	5min	8min	6min	6min	10min

Match No.: 26 Table: 5

Umpires: MUCHA Heike (GER) CLARO Bruno Augusto (BRA)

Player Statistics	MOLLIENS Stephane (FRA)						YEZYK Oleksandr (UKR)					
	Game					Match	Game					Match
	1	2	3	4	5		1	2	3	4	5	
Points won	7	12	11	11	11	52	11	14	4	5	7	41
Biggest lead	1	5	7	6	4	7	5	2	-	-	1	5
Points won on own serve	5	6	6	6	6	29	8	7	3	3	5	26
Points lost on own serve	3	7	1	2	2	15	2	6	4	5	5	22
Most consecutive points won	3	3	5	3	4	5	5	4	2	1	3	5
Greatest deficit overcome	-	-	-	-	1	1	1	5	-	-	-	5
Handedness/Grip	Left/						Right/					

Game/Match Statistics	Game					Match
	1	2	3	4	5	
Longest rally (strokes)	13	7	10	8	10	13
Average rally	4	4	5	4	5	4

Game Progress

1	MOLLIENS Stephane (FRA)	0	*0	2	*3	4	*4	4	*5	7	7							
	YEZYK Oleksandr (UKR)	*0	2	*2	3	*4	6	*8	9	*9	11							
2	MOLLIENS Stephane (FRA)	*0	2	*3	5	*6	7	*8	8	*9	9	*10	10	*11	12	*12	12	12
	YEZYK Oleksandr (UKR)	0	*0	1	*1	2	*3	4	*6	7	*9	10	*11	11	*11	12	*13	14
3	MOLLIENS Stephane (FRA)	0	*2	4	*5	6	*7	9	*10	11								
	YEZYK Oleksandr (UKR)	0	0	*0	1	*2	3	*3	4	4								
4	MOLLIENS Stephane (FRA)	*0	1	*3	4	*5	7	*8	10	11								
	YEZYK Oleksandr (UKR)	0	*1	1	*2	3	*3	4	*4	5								
5	MOLLIENS Stephane (FRA)	0	*1	3	*4	5	*5	7	*8	9	11							
	YEZYK Oleksandr (UKR)	*0	1	*1	2	*3	5	*5	6	*7	7							

Note:

The "Greatest deficit overcome" only applies when the player ends up winning the game.

Legend:

No. Number * Server



Match Results

Resultados da partida

CZUPER Rafal (POL) 3-0 LUDROVSKY Martin (SVK)

Game Summary		Match	Game 1	Game 2	Game 3	Game 4	Game 5
CZUPER Rafal	POL	3	11	11	11		
LUDROVSKY Martin	SVK	0	4	4	9		
Duration:		22min	5min	6min	7min		

Match No.: 27 Table: 7

Umpires: LARROZA Andres (PAR) LU Hong (CHN)

Player Statistics	CZUPER Rafal (POL)					Match	LUDROVSKY Martin (SVK)					Match
	Game						Game					
	1	2	3	4	5		1	2	3	4	5	
Points won	11	11	11			33	4	4	9			17
Biggest lead	7	7	5			7	1	-	1			1
Points won on own serve	5	6	6			17	2	2	5			9
Points lost on own serve	2	2	4			8	6	5	5			16
Most consecutive points won	6	3	5			6	2	2	3			3
Greatest deficit overcome	1	-	1			1	-	-	-			-
Handedness/Grip	Right/						Right/					

Game/Match Statistics	Game					Match
	1	2	3	4	5	
Longest rally (strokes)	6	11	8			11
Average rally	3	4	4			4

Game Progress

1	CZUPER Rafal (POL)	0	*1	2	*4	6	*7	8	*10	11		
	LUDROVSKY Martin (SVK)	*0	1	*2	2	*2	3	*4	4	4		
2	CZUPER Rafal (POL)	*0	2	*3	5	*6	7	*9	10	11		
	LUDROVSKY Martin (SVK)	0	*0	1	*1	2	*3	3	*4	4		
3	CZUPER Rafal (POL)	0	*1	2	*4	6	*7	7	*8	9	*9	11
	LUDROVSKY Martin (SVK)	*0	1	*2	2	*2	3	*5	6	*7	9	9

Note:

The "Greatest deficit overcome" only applies when the player ends up winning the game.

Legend:

No. Number * Server



Match Results

Resultados da partida

LAMIRAULT Fabien (FRA) 3-1 SUCHANEK Jiri (CZE)

Game Summary		Match	Game 1	Game 2	Game 3	Game 4	Game 5
LAMIRAULT Fabien	FRA	3	11	11	12	11	
SUCHANEK Jiri	CZE	1	8	9	14	1	
Duration:		36min	7min	9min	9min	5min	

Match No.: 28 Table: 5

Umpires: SILVA Juvenal (BRA) MANCINI Marco (BRA)

Player Statistics	LAMIRAULT Fabien (FRA)					Match	SUCHANEK Jiri (CZE)					Match
	Game						Game					
	1	2	3	4	5		1	2	3	4	5	
Points won	11	11	12	11		45	8	9	14	1		32
Biggest lead	3	4	-	10		10	2	-	7	-		7
Points won on own serve	6	6	8	5		25	4	5	8	0		17
Points lost on own serve	3	4	5	1		13	5	5	4	6		20
Most consecutive points won	4	4	7	8		8	2	3	4	1		4
Greatest deficit overcome	2	-	-	-		2	-	-	-	-		-
Handedness/Grip	Right/						Right/					

Game/Match Statistics	Game					Match
	1	2	3	4	5	
Longest rally (strokes)	14	9	6	9		14
Average rally	5	4	3	5		4

Game Progress

1	LAMIRAULT Fabien (FRA)	0	*1	1	*2	4	*5	7	*8	9	*10	11						
	SUCHANEK Jiri (CZE)	0	1	*3	4	*4	5	*5	6	*7	8	8						
2	LAMIRAULT Fabien (FRA)	*0	1	*2	3	*4	5	*7	9	*9	10	11						
	SUCHANEK Jiri (CZE)	0	*1	2	*3	4	*5	5	*5	7	*8	9						
3	LAMIRAULT Fabien (FRA)	0	*0	0	*1	2	*2	3	*4	6	*8	10	*10	11	*11	12	*12	12
	SUCHANEK Jiri (CZE)	0	2	*4	5	*6	8	*9	10	*10	10	*10	11	*11	12	*12	13	14
4	LAMIRAULT Fabien (FRA)	*0	2	*4	6	*8	9	11										
	SUCHANEK Jiri (CZE)	0	*0	0	*0	0	*1	1										

Note:

The "Greatest deficit overcome" only applies when the player ends up winning the game.

Legend:

No. Number * Server



Match Results

Resultados da partida

CZUPER Rafal (POL) 3-1 MOLLIENS Stephane (FRA)

Game Summary		Match	Game 1	Game 2	Game 3	Game 4	Game 5
CZUPER Rafal	POL	3	8	11	12	12	
MOLLIENS Stephane	FRA	1	11	4	10	10	
Duration:		40min	6min	4min	9min	15min	

Match No.: 29 Table: 7

Umpires: BOTH Flavio (BRA) BARROS Mario Paz (BRA)

Player Statistics	CZUPER Rafal (POL)					Match	MOLLIENS Stephane (FRA)					Match
	Game						Game					
	1	2	3	4	5		1	2	3	4	5	
Points won	8	11	12	12		43	11	4	10	10		35
Biggest lead	1	8	3	3		8	4	-	3	1		4
Points won on own serve	4	7	6	7		24	5	4	5	6		20
Points lost on own serve	6	0	4	4		14	4	4	6	5		19
Most consecutive points won	3	6	5	3		6	4	2	3	4		4
Greatest deficit overcome	-	-	3	1		3	1	-	-	-		1
Handedness/Grip	Right/						Left/					

Game/Match Statistics	Game					Match
	1	2	3	4	5	
Longest rally (strokes)	10	10	10	10		10
Average rally	5	4	5	5		5

Game Progress

1	CZUPER Rafal (POL)	*0	1	*1	2	*3	4	*5	5	*7	8	8		
	MOLLIENS Stephane (FRA)	0	*1	3	*4	5	*6	7	*9	9	*10	11		
2	CZUPER Rafal (POL)	0	*2	4	*4	6	*8	10	*10	11				
	MOLLIENS Stephane (FRA)	*0	0	*0	2	*2	2	*2	4	4				
3	CZUPER Rafal (POL)	0	0	*1	3	*5	6	*6	7	*9	10	*10	11	12
	MOLLIENS Stephane (FRA)	0	*2	3	*3	3	*4	6	*7	7	*8	10	*10	10
4	CZUPER Rafal (POL)	0	*1	3	*4	5	*6	7	*8	9	*9	10	*11	12
	MOLLIENS Stephane (FRA)	*0	1	*1	2	*3	4	*5	6	*7	9	*10	10	10

Note:

The "Greatest deficit overcome" only applies when the player ends up winning the game.

Legend:

No. Number * Server



Match Results

Resultados da partida

SUCHANEK Jiri (CZE) 3-1 MOLLIENS Stephane (FRA)

Game Summary		Match	Game 1	Game 2	Game 3	Game 4	Game 5
SUCHANEK Jiri	CZE	3	11	11	7	11	
MOLLIENS Stephane	FRA	1	6	6	11	7	
Duration:		32min	5min	6min	6min	7min	

Match No.: 30 Table: 3

Umpires: MUCHA Heike (GER) MIRANDA Barjonas (BRA)

Player Statistics	SUCHANEK Jiri (CZE)					Match	MOLLIENS Stephane (FRA)					Match
	Game						Game					
	1	2	3	4	5		1	2	3	4	5	
Points won	11	11	7	11		40	6	6	11	7		30
Biggest lead	5	5	-	5		5	1	1	4	-		4
Points won on own serve	5	5	2	4		16	2	3	3	3		11
Points lost on own serve	4	3	8	4		19	6	6	5	7		24
Most consecutive points won	6	5	3	3		6	2	2	3	3		3
Greatest deficit overcome	1	1	-	-		1	-	-	-	-		-
Handedness/Grip	Right/						Left/					

Game/Match Statistics	Game					Match
	1	2	3	4	5	
Longest rally (strokes)	9	9	10	10		10
Average rally	5	4	5	5		5

Game Progress

1	SUCHANEK Jiri (CZE)	*0	1	*3	3	*4	5	*7	9	*10	11
	MOLLIENS Stephane (FRA)	0	*1	1	*3	4	*5	5	*5	6	6
2	SUCHANEK Jiri (CZE)	0	*1	2	*4	6	*7	8	*9	10	11
	MOLLIENS Stephane (FRA)	*0	1	*2	2	*2	3	*4	5	*6	6
3	SUCHANEK Jiri (CZE)	*0	0	*1	2	*3	4	*6	6	*7	7
	MOLLIENS Stephane (FRA)	0	*2	3	*4	5	*6	6	*8	9	11
4	SUCHANEK Jiri (CZE)	0	*2	2	*3	5	*6	8	*9	9	11
	MOLLIENS Stephane (FRA)	*0	0	*2	3	*3	4	*4	5	*7	7

Note:

The "Greatest deficit overcome" only applies when the player ends up winning the game.

Legend:

No. Number

*

Server



Match Results

Resultados da partida

LAMIRAULT Fabien (FRA) 3-1 CZUPER Rafal (POL)

Game Summary		Match	Game 1	Game 2	Game 3	Game 4	Game 5
LAMIRAULT Fabien	FRA	3	11	5	11	11	
CZUPER Rafal	POL	1	6	11	8	9	
Duration:		35min	6min	5min	7min	8min	

Match No.: 31 Table: 1

Umpires: dos SANTOS Danilo (BRA) CLARO Bruno Augusto (BRA)

Player Statistics	LAMIRAULT Fabien (FRA)					Match	CZUPER Rafal (POL)					Match
	Game						Game					
	1	2	3	4	5		1	2	3	4	5	
Points won	11	5	11	11		38	6	11	8	9		34
Biggest lead	5	1	3	2		5	-	7	1	2		7
Points won on own serve	7	3	6	7		23	5	6	5	6		22
Points lost on own serve	1	5	3	3		12	4	2	5	4		15
Most consecutive points won	4	2	2	3		4	2	4	2	3		4
Greatest deficit overcome	-	-	1	2		2	-	1	-	-		1
Handedness/Grip	Right/						Right/					

Game/Match Statistics	Game					Match
	1	2	3	4	5	
Longest rally (strokes)	11	8	17	12		17
Average rally	5	4	7	6		5

Game Progress

1	LAMIRAULT Fabien (FRA)	0	*1	2	*3	5	*5	7	*8	10	11	
	CZUPER Rafal (POL)	*0	1	*2	3	*3	5	*5	6	*6	6	
2	LAMIRAULT Fabien (FRA)	*0	1	*2	2	*2	3	*3	4	5		
	CZUPER Rafal (POL)	0	*1	2	*4	6	*7	9	*10	11		
3	LAMIRAULT Fabien (FRA)	0	*1	2	*3	5	*6	7	*8	9	*10	11
	CZUPER Rafal (POL)	*0	1	*2	3	*3	4	*5	6	*7	8	8
4	LAMIRAULT Fabien (FRA)	*0	2	*3	4	*4	5	*5	7	*8	9	11
	CZUPER Rafal (POL)	0	*0	1	*2	4	*5	7	*7	8	*9	9

Note:
The "Greatest deficit overcome" only applies when the player ends up winning the game.

Legend:
No. Number * Server



Player Statistics

Estatísticas dos atletas

As of TUE 13 SEP 2016

Players	NPC	Matches				Games				Match Duration		
		Played	Won	Lost	%Won	Played	Won	Lost	%Won	All	Average	
CHA Soo Yong Right Cl2	KOR	3	1	2	33%	14	6	8	43%	1h46min	35min	
		Points Won				Points Lost						
		Total	Own Serve: 74			Most Consecutive: 5		Total	Own Serve: 51			Most Consecutive: 6
		122	Opp. Serve: 48			GDO: 2		127	Opp. Serve: 76			GLL: 2
CONCEICAO ESPINDO. Right Cl2	BRA	2	0	2	0%	8	2	6	25%	58min	29min	
		Points Won				Points Lost						
		Total	Own Serve: 36			Most Consecutive: 6		Total	Own Serve: 39			Most Consecutive: 7
		62	Opp. Serve: 26			GDO: 1		89	Opp. Serve: 50			GLL: 2
CZUPER Rafal Right Cl2	POL	5	4	1	80%	17	13	4	76%	2h13min	27min	
		Points Won				Points Lost						
		Total	Own Serve: 94			Most Consecutive: 7		Total	Own Serve: 55			Most Consecutive: 6
		176	Opp. Serve: 82			GDO: 3		120	Opp. Serve: 65			GLL: 2
GAO Yanming Right Cl2	CHN	4	2	2	50%	17	7	10	41%	2h6min	32min	
		Points Won				Points Lost						
		Total	Own Serve: 86			Most Consecutive: 6		Total	Own Serve: 66			Most Consecutive: 6
		146	Opp. Serve: 60			GDO: 2		161	Opp. Serve: 95			GLL: 3
KIM Kyungmook Right Cl2	KOR	3	1	2	33%	11	5	6	45%	1h19min	26min	
		Points Won				Points Lost						
		Total	Own Serve: 48			Most Consecutive: 5		Total	Own Serve: 53			Most Consecutive: 9
		89	Opp. Serve: 41			GDO: 5		107	Opp. Serve: 54			GLL: 2
LAMIRAULT Fabien Right Cl2	FRA	5	5	0	100%	19	15	4	79%	2h50min	34min	
		Points Won				Points Lost						
		Total	Own Serve: 112			Most Consecutive: 8		Total	Own Serve: 63			Most Consecutive: 5
		202	Opp. Serve: 90			GDO: 3		148	Opp. Serve: 85			GLL: 1
LUDROVSKY Martin Right Cl2	SVK	4	2	2	50%	14	6	8	43%	1h56min	29min	
		Points Won				Points Lost						
		Total	Own Serve: 64			Most Consecutive: 9		Total	Own Serve: 60			Most Consecutive: 6
		117	Opp. Serve: 53			GDO: 3		129	Opp. Serve: 69			GLL: 3



Player Statistics

Estatísticas dos atletas

As of TUE 13 SEP 2016

Players	NPC	Matches				Games				Match Duration	
		Played	Won	Lost	%Won	Played	Won	Lost	%Won	All	Average
MARCIAO da COSTA G	BRA	2	0	2	0%	6	0	6	0%	38min	19min
Right		Points Won				Points Lost					
CI2		Total	Own Serve:	24	Most Consecutive:	5	Total	Own Serve:	28	Most Consecutive:	5
		43	Opp. Serve:	19	GDO:	0	66	Opp. Serve:	38	GLL:	5
MOLLIENS Stephane	FRA	Matches				Games				Match Duration	
Left		Played	Won	Lost	%Won	Played	Won	Lost	%Won	All	Average
CI2		5	3	2	60%	20	11	9	55%	2h54min	35min
		Points Won				Points Lost					
		Total	Own Serve:	96	Most Consecutive:	5	Total	Own Serve:	86	Most Consecutive:	6
		186	Opp. Serve:	90	GDO:	2	180	Opp. Serve:	94	GLL:	5
PERLIC Goran	SRB	Matches				Games				Match Duration	
Right		Played	Won	Lost	%Won	Played	Won	Lost	%Won	All	Average
CI2		2	0	2	0%	8	2	6	25%	1h9min	35min
		Points Won				Points Lost					
		Total	Own Serve:	39	Most Consecutive:	4	Total	Own Serve:	36	Most Consecutive:	8
		70	Opp. Serve:	31	GDO:	1	83	Opp. Serve:	47	GLL:	3
REVUCKY Rastislav	SVK	Matches				Games				Match Duration	
Right		Played	Won	Lost	%Won	Played	Won	Lost	%Won	All	Average
CI2		2	0	2	0%	8	2	6	25%	1h3min	32min
		Points Won				Points Lost					
		Total	Own Serve:	34	Most Consecutive:	5	Total	Own Serve:	37	Most Consecutive:	5
		63	Opp. Serve:	29	GDO:	0	80	Opp. Serve:	43	GLL:	1
RIAPOS Jan	SVK	Matches				Games				Match Duration	
Right		Played	Won	Lost	%Won	Played	Won	Lost	%Won	All	Average
CI2		3	2	1	67%	12	8	4	67%	1h18min	26min
		Points Won				Points Lost					
		Total	Own Serve:	66	Most Consecutive:	7	Total	Own Serve:	39	Most Consecutive:	5
		117	Opp. Serve:	51	GDO:	2	92	Opp. Serve:	53	GLL:	2
SUCHANEK Jiri	CZE	Matches				Games				Match Duration	
Right		Played	Won	Lost	%Won	Played	Won	Lost	%Won	All	Average
CI2		5	3	2	60%	21	11	10	52%	2h46min	33min
		Points Won				Points Lost					
		Total	Own Serve:	99	Most Consecutive:	6	Total	Own Serve:	95	Most Consecutive:	8
		200	Opp. Serve:	101	GDO:	1	191	Opp. Serve:	96	GLL:	3
VELLA Giuseppe	ITA	Matches				Games				Match Duration	
Right		Played	Won	Lost	%Won	Played	Won	Lost	%Won	All	Average
CI2		2	0	2	0%	7	1	6	14%	54min	27min
		Points Won				Points Lost					
		Total	Own Serve:	22	Most Consecutive:	5	Total	Own Serve:	44	Most Consecutive:	6
		53	Opp. Serve:	31	GDO:	1	80	Opp. Serve:	36	GLL:	2



Player Statistics

Estadísticas dos atletas

As of TUE 13 SEP 2016

Players	NPC	Matches				Games				Match Duration	
		Played	Won	Lost	%Won	Played	Won	Lost	%Won	All	Average
YEZYK Oleksandr	UKR	3	2	1	67%	12	8	4	67%	1h44min	35min
Right		Points Won						Points Lost			
Cl2		Total	Own Serve:	65	Most Consecutive:	6	Total	Own Serve:	56	Most Consecutive:	5
		121	Opp. Serve:	56	GDO:	5	114	Opp. Serve:	58	GLL:	1

Note:
The "Greatest deficit overcome" only applies when the player ends up winning the game and "Greatest lead lost" only when losing.

Legend:
GDO Greatest deficit overcome **GLL** Greatest lead lost **Opp.** Opponent's



Tournament Statistics

Estatísticas do torneio

As of TUE 13 SEP 2016

Statistics	Preliminaries	Round 1	Quarterfinals	Semifinals	Finals	Total
Matches						
Total	15	2	4	2	2	25
Game Margin: 3:0	7 47%		1 25%			8 32%
3:1	6 40%	1 50%	1 25%	2 100%	2 100%	12 48%
3:2	2 13%	1 50%	2 50%			5 20%
Invalid Results Mark						
Duration: Total	6h57min	1h10min	2h17min	1h16min	1h7min	12h47min
Longest	39min	35min	46min	40min	35min	46min
Shortest	17min	35min	22min	36min	32min	17min
Average	28min	35min	34min	38min	34min	31min
Games						
Total	55	9	17	8	8	97
Point Margin: 11						
10				1 13%		1 1%
9	4 7%					4 4%
8	2 4%		1 6%			3 3%
7	3 5%	2 22%	4 24%	1 13%		10 10%
6	6 11%		2 12%		1 13%	9 9%
5	6 11%	1 11%	1 6%		3 38%	11 11%
4	4 7%	2 22%	3 18%		2 25%	11 11%
3	14 25%	2 22%	3 18%	2 25%	1 13%	22 23%
2	16 29%	2 22%	3 18%	4 50%	1 13%	26 27%
Invalid Results Mark						
Duration: Total	5h28min	58min	1h50min	1h4min	50min	10h10min
Longest	10min	8min	10min	15min	8min	15min
Shortest	3min	5min	4min	4min	5min	3min
Average	6min	6min	6min	8min	6min	6min
Points						
Total	1021	163	300	155	142	1781
Per game	18.56	18.11	17.65	19.38	17.75	18.36
Most consecutive won	8	9	6	8	6	9
Greatest deficit overcome	5	2	5	3	2	5
Longest rally	32	20	18	14	17	32
Average rally	5	5	4	4	5	4

Note:

The "Greatest deficit overcome" only applies when the player ends up winning the game.



Entry List by Event

As of MON 5 SEP 2016

NPC	Name	Date of Birth	How Qualified	World Ranking
ARG - Argentina	COPOLA Gabriel	20 JAN 1984	QR	11
AUT - Austria	KRAMMINGER Egon	5 AUG 1948	QR	16
BRA - Brazil	ANDRADE de FREITAS David	23 MAR 1978	CQ	22
	KNAF Welder	6 APR 1981	QR	8
CHN - People's Republic of China	FENG Panfeng	20 DEC 1989	QR	2
	ZHAI Xiang	3 DEC 1992	QR	9
	ZHAO Ping	31 MAR 1965	QR	6
ESP - Spain	RODRIGUEZ MARTINEZ Miguel	17 SEP 1969	QR	17
FRA - France	MERRIEN Florian	21 NOV 1984	QR	4
GER - Germany	BRUCHLE Thomas	29 JUL 1976	CQ	3
	GURTLER Jan	6 FEB 1970	QR	10
	SCHMIDBERGER Thomas	23 OCT 1991	QR	1
JOR - Jordan	ABU JAME' Osama	16 MAY 1990	QR	21
JPN - Japan	YOSHIDA Shinichi	13 DEC 1965	QR	23
KOR - Republic of Korea	JEYOUNG Youngill	6 FEB 1958	QR	14
	KIM Jeong Seok	5 OCT 1974	QR	7
NGR - Nigeria	KOLEOSHO Ahmed	20 JUL 1986	CQ	46
POL - Poland	NALEPKA Maciej	18 JAN 1977	QR	13
ROU - Romania	MAKSZIN Dacian	25 JUL 1980	QR	18
SWE - Sweden	OEHGREN Alexander	14 OCT 1988	CQ	5
	SJOQVIST Victor	11 SEP 1977	QI	43
THA - Thailand	GLINBANCHEUN Yuttajak	20 DEC 1996	QI	19
	LAOWONG Anurak	21 JAN 1982	QR	15
UKR - Ukraine	PETRUNIV Vasyi	31 DEC 1973	QR	12

Note:

All changes are available in INFO.
(nnn) in 'How Qualified' represents the player's singles world ranking as of September 2016.

Legend:

CQ Continental Qualification **QI** Qualified by Invitation **QR** World Ranking



Draw
Sorteio

GROUP A

Rk	Name	NPC	GER	THA	ROU	Match Points
1	SCHMIDBERGER Thomas	GER		3:0 (11:4, 11:5, 11:3)	3:0 (11:2, 11:3, 11:6)	4
2	LAOWONG Anurak	THA	0:3 (4:11, 5:11, 3:11)		3:1 (11:8, 8:11, 11:7, 11:6)	3
3	MAKSZIN Dacian	ROU	0:3 (2:11, 3:11, 6:11)	1:3 (8:11, 11:8, 7:11, 6:11)		2

GROUP B

Rk	Name	NPC	CHN	THA	AUT	Match Points
1	FENG Panfeng	CHN		3:0 (11:5, 11:8, 11:5)	3:0 (11:8, 11:6, 11:6)	4
2	GLINBANCHEUN Yuttajak	THA	0:3 (5:11, 8:11, 5:11)		3:0 (11:8, 11:6, 11:6)	3
3	KRAMMINGER Egon	AUT	0:3 (8:11, 6:11, 6:11)	0:3 (8:11, 6:11, 6:11)		2

GROUP C

Rk	Name	NPC	GER	JOR	KOR	Match Points
1	BRUCHLE Thomas	GER		3:1 (12:10, 11:9, 8:11, 11:6, :)	3:1 (11:6, 7:11, 14:12, 11:8)	4
2	ABU JAME' Asama	JOR	1:3 (10:12, 9:11, 11:8, 6:11, :)		3:2 (7:11, 5:11, 11:4, 11:7, 12:10)	3
3	JEYOUNG Youngjill	KOR	1:3 (6:11, 11:7, 12:14, 8:11)	2:3 (11:7, 11:5, 4:11, 7:11, 10:12)		2

GROUP D

Rk	Name	NPC	FRA	POL	ESP	Match Points
1	MERRIEN Florian	FRA		3:0 (12:10, 11:4, 11:4)	3:1 (11:3, 9:11, 11:4, 11:9)	4
2	NALEPKA Maciej	POL	0:3 (10:12, 4:11, 4:11)		3:2 (11:9, 13:15, 13:15, 11:6, 11:4)	3
3	RODRIGUEZ MARTINEZ Miguel	ESP	1:3 (3:11, 11:9, 4:11, 9:11)	2:3 (9:11, 15:13, 15:13, 6:11, 4:11)		2

GROUP E

Rk	Name	NPC	SWE	UKR	NGR	Match Points
1	OEHGREN Alexander	SWE		3:2 (11:5, 10:12, 7:11, 12:10, 11:4)	3:1 (11:3, 11:8, 8:11, 11:7)	4
2	PETRUNIV Vasyl	UKR	2:3 (5:11, 12:10, 11:7, 10:12, 4:11)		3:1 (11:9, 11:7, 7:11, 11:2)	3
3	KOLEOSHO Ahmed	NGR	1:3 (3:11, 8:11, 11:8, 7:11)	1:3 (9:11, 7:11, 11:7, 2:11)		2



Draw
Sorteio

GROUP F

Rk	Name	NPC	CHN	GER	JPN	Match Points
1	ZHAO Ping	CHN		3:2 (11:9, 10:12, 11:9, 9:11, 14:12)	3:0 (12:10, 13:11, 12:10)	4
2	GUERTLER Jan	GER	2:3 (9:11, 12:10, 9:11, 11:9, 12:14)		3:1 (11:7, 11:3, 6:11, 11:5)	3
3	YOSHIDA Shinichi	JPN	0:3 (10:12, 11:13, 10:12)	1:3 (7:11, 3:11, 11:6, 5:11)		2

GROUP G

Rk	Name	NPC	ARG	KOR	BRA	Match Points
1	COPOLA Gabriel	ARG		3:0 (12:10, 11:7, 11:7)	3:0 (11:8, 11:7, 11:7)	4
2	KIM Jeong Seok	KOR	0:3 (10:12, 7:11, 7:11)		3:0 (13:11, 11:9, 11:7)	3
3	ANDRADE de FREITAS David	BRA	0:3 (8:11, 7:11, 7:11)	0:3 (11:13, 9:11, 7:11)		2

GROUP H

Rk	Name	NPC	CHN	BRA	SWE	Match Points
1	ZHAI Xiang	CHN		3:2 (6:11, 11:9, 11:4, 10:12, 11:9)	3:0 (12:10, 11:1, 11:3)	4
2	KNAF Welder	BRA	2:3 (11:6, 9:11, 4:11, 12:10, 9:11)		3:0 (11:2, 11:4, 11:6)	3
3	SJOQVIST Victor	SWE	0:3 (10:12, 1:11, 3:11)	0:3 (2:11, 4:11, 6:11)		2

Qualification rule:

First and Second from each group will qualify for the Round 1.

Legend:

Rk Rank



Draw
Sorteio

QUALIFIED FROM GROUPS				
Group	Rk	Name	NPC	Match Points
A	1	SCHMIDBERGER Thomas	GER	4
B	1	FENG Panfeng	CHN	4
C	1	BRUCHLE Thomas	GER	4
D	1	MERRIEN Florian	FRA	4
E	1	OEHGREN Alexander	SWE	4
F	1	ZHAO Ping	CHN	4
G	1	COPOLA Gabriel	ARG	4
H	1	ZHAI Xiang	CHN	4
A	2	LAOWONG Anurak	THA	3
B	2	GLINBANCHEUN Yuttajak	THA	3
C	2	ABU JAME' Asama	JOR	3
D	2	NALEPKA Maciej	POL	3
E	2	PETRUNIV Vasyl	UKR	3
F	2	GUERTLER Jan	GER	3
G	2	KIM Jeong Seok	KOR	3
H	2	KNAF Welder	BRA	3

Round 1	NPC Code	Quarterfinals	Semifinals	Finals
SCHMIDBERGER Thomas	GER			
ABU JAME' Asama	JOR	SCHMIDBERGER T 3-0 (11:4, 11:4, 11:9)	SCHMIDBERGER T 3-0 (11:8, 11:7, 12:10)	
KNAF Welder	BRA	KNAF Welder		
COPOLA Gabriel	ARG	3-1 (8:11, 11:3, 11:5, 11:3)		
ZHAO Ping	CHN	ZHAO Ping		
GLINBANCHEUN Yuttajak	THA	3-1 (11:6, 11:7, 6:11, 11:8)	MERRIEN Florian 3-0 (11:3, 11:8, 12:10)	
PETRUNIV Vasyl	UKR	MERRIEN Florian		
MERRIEN Florian	FRA	3-2 (15:13, 8:11, 11:3, 10:12, 11:9)		
BRUCHLE Thomas	GER	BRUCHLE Thomas		
KIM Jeong Seok	KOR	3-1 (11:8, 11:7, 9:11, 11:6)	BRUCHLE Thomas 3-2 (11:2, 5:11, 12:10, 4:11, 11:6)	
LAOWONG Anurak	THA	ZHAI Xiang		
ZHAI Xiang	CHN	3-0 (11:8, 11:6, 12:10)		
OEHGREN Alexander	SWE	GUERTLER Jan		
GUERTLER Jan	GER	3-0 (11:5, 11:8, 11:7)	FENG Panfeng 3-1 (11:3, 11:4, 5:11, 13:11)	
NALEPKA Maciej	POL	FENG Panfeng		
FENG Panfeng	CHN	3-0 (11:8, 11:6, 11:5)		
				GOLD
				FENG Panfeng CHN 3-1 (11:5, 7:11, 11:9, 11:8)
				SILVER
				SCHMIDBERGER T GER
				BRONZE
				MERRIEN Florian
				BRUCHLE Thomas
				MERRIEN Florian FRA 3-2 (14:12, 7:11, 11:8, 11:13, 11:5)



Match Results

Resultados da partida

SCHMIDBERGER Thomas (GER) 3-0 MAKSZIN Dacian (ROU)

Game Summary		Match	Game 1	Game 2	Game 3	Game 4	Game 5
SCHMIDBERGER Thomas	GER	3	11	11	11		
MAKSZIN Dacian	ROU	0	2	3	6		
Duration:		15min	4min	4min	5min		

Match No.: 1 Table: 1

Umpires: BOUDJEHEM Abdellah (ALG) BARROS Mario Paz (BRA)

Player Statistics	SCHMIDBERGER Thomas (GER)					Match	MAKSZIN Dacian (ROU)					Match
	Game						Game					
	1	2	3	4	5		1	2	3	4	5	
Points won	11	11	11			33	2	3	6			11
Biggest lead	9	8	7			9	-	-	-			-
Points won on own serve	6	4	7			17	1	1	4			6
Points lost on own serve	1	2	2			5	5	7	4			16
Most consecutive points won	6	7	6			7	1	2	4			4
Greatest deficit overcome	-	-	-			-	-	-	-			-
Handedness/Grip	Right/						Left/					

Game/Match Statistics	Game					Match
	1	2	3	4	5	
Longest rally (strokes)	10	10	10			10
Average rally	4	5	4			4

Game Progress

1	SCHMIDBERGER Thomas (GER)	*0	2	*4	6	*7	8	*10	11		
	MAKSZIN Dacian (ROU)	0	*0	0	*0	1	*2	2	2		
2	SCHMIDBERGER Thomas (GER)	0	*2	3	*4	5	*7	9	11		
	MAKSZIN Dacian (ROU)	*0	0	*1	2	*3	3	*3	3		
3	SCHMIDBERGER Thomas (GER)	*0	2	*4	6	*7	8	*8	9	*10	11
	MAKSZIN Dacian (ROU)	0	*0	0	*0	1	*2	4	*5	6	6

Note:

The "Greatest deficit overcome" only applies when the player ends up winning the game.

Legend:

No. Number * Server



Match Results

Resultados da partida

FENG Panfeng (CHN) 3-0 GLINBANCHEUN Yuttajak (THA)

Game Summary		Match	Game 1	Game 2	Game 3	Game 4	Game 5
FENG Panfeng	CHN	3	11	11	11		
GLINBANCHEUN Yuttajak	THA	0	5	8	5		
Duration:		21min	6min	7min	6min		

Match No.: 2 Table: 3

Umpires: RAGAB Elsayed (EGY) MANCINI Marco (BRA)

Player Statistics	FENG Panfeng (CHN)					Match	GLINBANCHEUN Yuttajak (THA)					Match
	Game						Game					
	1	2	3	4	5		1	2	3	4	5	
Points won	11	11	11			33	5	8	5			18
Biggest lead	6	4	6			6	1	1	1			1
Points won on own serve	6	7	6			19	3	5	3			11
Points lost on own serve	2	3	2			7	5	4	5			14
Most consecutive points won	6	5	3			6	2	3	1			3
Greatest deficit overcome	1	1	1			1	-	-	-			-
Handedness/Grip	Right/						Right/					

Game/Match Statistics	Game					Match
	1	2	3	4	5	
Longest rally (strokes)	23	20	19			23
Average rally	5	7	7			6

Game Progress

1	FENG Panfeng (CHN)	0	*1	2	*3	5	*7	8	*9	11		
	GLINBANCHEUN Yuttajak (THA)	*0	1	*2	3	*3	3	*4	5	5		
2	FENG Panfeng (CHN)	*0	1	*3	5	*5	6	*7	9	*9	10	11
	GLINBANCHEUN Yuttajak (THA)	0	*1	1	*1	3	*4	5	*5	7	*8	8
3	FENG Panfeng (CHN)	0	*1	2	*4	5	*6	8	*9	11		
	GLINBANCHEUN Yuttajak (THA)	*0	1	*2	2	*3	4	*4	5	5		

Note:

The "Greatest deficit overcome" only applies when the player ends up winning the game.

Legend:

No. Number * Server



Match Results

Resultados da partida

BRUCHLE Thomas (GER) 3-1 ABU JAME' Asama (JOR)

Game Summary		Match	Game 1	Game 2	Game 3	Game 4	Game 5
BRUCHLE Thomas	GER	3	12	11	8	11	
ABU JAME' Asama	JOR	1	10	9	11	6	
Duration:		28min	7min	5min	5min	5min	

Match No.: 3 Table: 5

Umpires: ARINYE Cecilia Dora (NGR) VILANOVA Flavia (BRA)

Player Statistics	BRUCHLE Thomas (GER)					Match	ABU JAME' Asama (JOR)					Match
	Game						Game					
	1	2	3	4	5		1	2	3	4	5	
Points won	12	11	8	11		42	10	9	11	6		36
Biggest lead	2	2	-	5		5	1	2	4	1		4
Points won on own serve	6	6	3	5		20	5	5	5	2		17
Points lost on own serve	5	4	6	4		19	6	5	5	6		22
Most consecutive points won	2	3	2	4		4	3	4	2	2		4
Greatest deficit overcome	1	2	-	1		2	-	-	-	-		-
Handedness/Grip	Right/						Right/					

Game/Match Statistics	Game					Match
	1	2	3	4	5	
Longest rally (strokes)	35	9	10	11	0	35
Average rally	5	4	4	5	0	5

Game Progress

1	BRUCHLE Thomas (GER)	*0	1	2	*3	4	*6	7	*7	8	*9	10	*11	12
	ABU JAME' Asama (JOR)	0	*1	*2	3	*4	4	*5	7	*8	9	*10	10	10
2	BRUCHLE Thomas (GER)	*0	2	*2	2	*4	5	*6	7	*8	10	11		
	ABU JAME' Asama (JOR)	0	*0	2	*4	4	*5	6	*7	8	*8	9		
3	BRUCHLE Thomas (GER)	0	*0	1	*2	2	*4	4	*5	7	*8	8		
	ABU JAME' Asama (JOR)	*0	2	*3	4	*6	6	*8	9	*9	10	11		
4	BRUCHLE Thomas (GER)	*0	1	*2	3	*5	6	*7	8	*10	11			
	ABU JAME' Asama (JOR)	0	*1	2	*3	3	*4	5	*6	6	6			

Note:

The "Greatest deficit overcome" only applies when the player ends up winning the game.

Legend:

No. Number * Server



Match Results

Resultados da partida

MERRIEN Florian (FRA) 3-1 RODRIGUEZ MARTINEZ Miguel (ESP)

Game Summary		Match	Game 1	Game 2	Game 3	Game 4	Game 5
MERRIEN Florian	FRA	3	11	9	11	11	
RODRIGUEZ MARTINEZ Miguel	ESP	1	3	11	4	9	
Duration:		25min	4min	6min	5min	6min	

Match No.: 4 Table: 7

Umpires: LU Hong (CHN) CRUZ Lara (BRA)

Player Statistics	MERRIEN Florian (FRA)					Match	RODRIGUEZ MARTINEZ Miguel (ESP)					Match
	Game						Game					
	1	2	3	4	5		1	2	3	4	5	
Points won	11	9	11	11		42	3	11	4	9		27
Biggest lead	8	2	8	4		8	-	3	-	-		3
Points won on own serve	4	5	7	5		21	1	6	4	4		15
Points lost on own serve	2	5	0	5		12	7	4	4	6		21
Most consecutive points won	4	2	4	4		4	1	5	2	3		5
Greatest deficit overcome	-	-	-	-		-	-	2	-	-		2
Handedness/Grip	Left/						Right/					

Game/Match Statistics	Game					Match
	1	2	3	4	5	
Longest rally (strokes)	6	6	7	9		9
Average rally	3	3	4	4		3

Game Progress

1	MERRIEN Florian (FRA)	0	*2	3	*4	6	*8	9	11			
	RODRIGUEZ MARTINEZ Miguel (ESP)	*0	0	*1	2	*2	2	*3	3			
2	MERRIEN Florian (FRA)	*0	2	*3	3	*3	4	*5	6	*7	8	9
	RODRIGUEZ MARTINEZ Miguel (ESP)	0	*0	1	*3	5	*6	7	*8	9	*10	11
3	MERRIEN Florian (FRA)	0	*2	4	*5	7	*8	10	*10	11		
	RODRIGUEZ MARTINEZ Miguel (ESP)	*0	0	*0	1	*1	2	*2	4	4		
4	MERRIEN Florian (FRA)	*0	2	*3	3	*4	5	*7	9	*10	10	11
	RODRIGUEZ MARTINEZ Miguel (ESP)	0	*0	1	*3	4	*5	5	*5	6	*8	9

Note:

The "Greatest deficit overcome" only applies when the player ends up winning the game.

Legend:

No. Number * Server



Match Results
Resultados da partida

OEHGREN Alexander (SWE) 3-1 KOLEOSHO Ahmed (NGR)

Game Summary		Match	Game 1	Game 2	Game 3	Game 4	Game 5
OEHGREN Alexander	SWE	3	11	11	8	11	
KOLEOSHO Ahmed	NGR	1	3	8	11	7	
Duration:		21min	3min	5min	5min	5min	

Match No.: 13 Table: 1

Umpires: KOH Christabel (SIN) CLARO Bruno Augusto (BRA)

Player Statistics	OEHGREN Alexander (SWE)					Match	KOLEOSHO Ahmed (NGR)					Match
	Game						Game					
	1	2	3	4	5		1	2	3	4	5	
Points won	11	11	8	11		41	3	8	11	7		29
Biggest lead	8	3	1	5		8	-	2	3	1		3
Points won on own serve	3	6	6	7		22	0	4	7	4		15
Points lost on own serve	3	4	3	3		13	8	5	2	4		19
Most consecutive points won	3	3	2	4		4	1	2	4	3		4
Greatest deficit overcome	-	2	-	1		2	-	-	1	-		1
Handedness/Grip	Right/						Right/					

Game/Match Statistics	Game					Match
	1	2	3	4	5	
Longest rally (strokes)	8	7	8	13		13
Average rally	5	4	4	4		4

Game Progress

1	OEHGREN Alexander (SWE)	0	*2	3	*5	6	*8	9	11			
	KOLEOSHO Ahmed (NGR)	*0	0	*1	1	*2	2	*3	3			
2	OEHGREN Alexander (SWE)	*0	1	*2	2	*3	4	*5	7	*8	10	11
	KOLEOSHO Ahmed (NGR)	0	*1	2	*4	5	*6	7	*7	8	*8	8
3	OEHGREN Alexander (SWE)	0	*0	2	*2	4	*5	6	*7	8	*8	8
	KOLEOSHO Ahmed (NGR)	0	2	*2	4	*4	5	*6	7	*8	10	11
4	OEHGREN Alexander (SWE)	*0	1	*2	4	*5	6	*8	9	*9	11	
	KOLEOSHO Ahmed (NGR)	0	*1	2	*2	3	*4	4	*5	7	7	

Note:
The "Greatest deficit overcome" only applies when the player ends up winning the game.

Legend:
No. Number * Server



Match Results

Resultados da partida

ZHAO Ping (CHN) 3-0 YOSHIDA Shinichi (JPN)

Game Summary		Match	Game 1	Game 2	Game 3	Game 4	Game 5
ZHAO Ping	CHN	3	12	13	12		
YOSHIDA Shinichi	JPN	0	10	11	10		
Duration:		20min	5min	6min	6min		

Match No.: 14 Table: 3

Umpires: CHUNG Li-Chuan (TPE) dos SANTOS Danilo (BRA)

Player Statistics	ZHAO Ping (CHN)					Match	YOSHIDA Shinichi (JPN)					Match
	Game						Game					
	1	2	3	4	5		1	2	3	4	5	
Points won	12	13	12			37	10	11	10			31
Biggest lead	2	2	2			2	4	3	5			5
Points won on own serve	4	8	6			18	3	7	5			15
Points lost on own serve	7	4	4			15	8	5	6			19
Most consecutive points won	4	3	6			6	3	3	3			3
Greatest deficit overcome	4	3	5			5	-	-	-			-
Handedness/Grip	Right/						Right/					

Game/Match Statistics	Game					Match
	1	2	3	4	5	
Longest rally (strokes)	18	17	17			18
Average rally	5	6	6			6

Game Progress

1	ZHAO Ping (CHN)	*0	1	*1	2	*3	3	*5	6	*8	8	*10	11	12		
	YOSHIDA Shinichi (JPN)	0	*1	3	*4	5	*7	7	*8	8	*10	10	*10	10		
2	ZHAO Ping (CHN)	0	*0	1	*2	4	*4	5	*6	7	*9	10	*10	11	*12	13
	YOSHIDA Shinichi (JPN)	*0	2	*3	4	*4	6	*7	8	*9	9	*10	11	*11	11	11
3	ZHAO Ping (CHN)	0	0	*1	1	*2	4	*6	7	*8	10	*10	11	12		
	YOSHIDA Shinichi (JPN)	0	*2	3	*5	6	*6	6	*7	8	*8	10	*10	10		

Note:

The "Greatest deficit overcome" only applies when the player ends up winning the game.

Legend:

No. Number * Server



Match Results

Resultados da partida

KIM Jeong Seok (KOR) 3-0 ANDRADE de FREITAS David (BRA)

Game Summary		Match	Game 1	Game 2	Game 3	Game 4	Game 5
KIM Jeong Seok	KOR	3	13	11	11		
ANDRADE de FREITAS David	BRA	0	11	9	7		
Duration:		22min	7min	6min	5min		

Match No.: 15 Table: 5

Umpires: BOGREN Ingrid (SWE) WONG Jeffrey (CAN)

Player Statistics	KIM Jeong Seok (KOR)					Match	ANDRADE de FREITAS David (BRA)					Match
	Game						Game					
	1	2	3	4	5		1	2	3	4	5	
Points won	13	11	11			35	11	9	7			27
Biggest lead	2	3	5			5	4	1	1			4
Points won on own serve	5	6	7			18	4	5	4			13
Points lost on own serve	7	4	3			14	8	5	4			17
Most consecutive points won	4	3	4			4	3	3	2			3
Greatest deficit overcome	4	1	1			4	-	-	-			-
Handedness/Grip	Right/						Right/					

Game/Match Statistics	Game					Match
	1	2	3	4	5	
Longest rally (strokes)	24	15	15			24
Average rally	6	6	5			6

Game Progress

1	KIM Jeong Seok (KOR)	*0	1	*2	2	*3	3	*5	6	*7	8	*10	11	*11	12	13
	ANDRADE de FREITAS David (BRA)	0	*1	2	*4	5	*7	7	*8	9	*10	10	*10	11	*11	11
2	KIM Jeong Seok (KOR)	0	*2	3	*3	4	*5	6	*8	9	*9	11				
	ANDRADE de FREITAS David (BRA)	*0	0	*1	3	*4	5	*6	6	*7	9	9				
3	KIM Jeong Seok (KOR)	*0	1	*2	4	*5	6	*7	9	*10	11					
	ANDRADE de FREITAS David (BRA)	0	*1	2	*2	3	*4	5	*5	6	7					

Note:

The "Greatest deficit overcome" only applies when the player ends up winning the game.

Legend:

No. Number * Server



Match Results

Resultados da partida

KNAF Welder (BRA) 3-0 SJOQVIST Victor (SWE)

Game Summary		Match	Game 1	Game 2	Game 3	Game 4	Game 5
KNAF Welder	BRA	3	11	11	11		
SJOQVIST Victor	SWE	0	2	4	6		
Duration:		15min	3min	4min	5min		

Match No.: 16 Table: 7

Umpires: SEMENOVA Elena (RUS) MEIER Michael (USA)

Player Statistics	KNAF Welder (BRA)					Match	SJOQVIST Victor (SWE)					Match
	Game						Game					
	1	2	3	4	5		1	2	3	4	5	
Points won	11	11	11			33	2	4	6			12
Biggest lead	9	7	7			9	1	2	-			2
Points won on own serve	5	4	4			13	1	0	2			3
Points lost on own serve	1	4	4			9	6	7	7			20
Most consecutive points won	6	8	5			8	1	2	3			3
Greatest deficit overcome	1	2	-			2	-	-	-			-
Handedness/Grip	Right/						Right/					

Game/Match Statistics	Game					Match
	1	2	3	4	5	
Longest rally (strokes)	14	18	10			18
Average rally	4	6	5			5

Game Progress

1	KNAF Welder (BRA)	0	*1	3	*5	6	*8	10	11		
	SJOQVIST Victor (SWE)	*0	1	*1	1	*2	2	*2	2		
2	KNAF Welder (BRA)	*0	0	*2	3	*5	7	*9	10	11	
	SJOQVIST Victor (SWE)	0	*2	2	*3	3	*3	3	*4	4	
3	KNAF Welder (BRA)	0	*2	3	*4	6	*8	9	*10	10	11
	SJOQVIST Victor (SWE)	*0	0	*1	2	*2	2	*3	4	*6	6

Note:

The "Greatest deficit overcome" only applies when the player ends up winning the game.

Legend:

No. Number * Server



Match Results

Resultados da partida

SCHMIDBERGER Thomas (GER) 3-0 LAOWONG Anurak (THA)

Game Summary		Match	Game 1	Game 2	Game 3	Game 4	Game 5
SCHMIDBERGER Thomas	GER	3	11	11	11		
LAOWONG Anurak	THA	0	4	5	3		
Duration:		16min	4min	4min	4min		

Match No.: 5 Table: 1

Umpires: de PINTO Pietro (ITA) SCARR Valerie (NZL)

Player Statistics	SCHMIDBERGER Thomas (GER)					Match	LAOWONG Anurak (THA)					Match	
	Game						Match	Game					
	1	2	3	4	5			1	2	3	4		5
Points won	11	11	11			33	4	5	3			12	
Biggest lead	7	6	8			8	-	-	-			-	
Points won on own serve	5	7	6			18	1	4	1			6	
Points lost on own serve	3	1	2			6	6	4	5			15	
Most consecutive points won	6	4	4			6	2	3	1			3	
Greatest deficit overcome	-	-	-			-	-	-	-			-	
Handedness/Grip	Right/						Right/						

Game/Match Statistics	Game					Match
	1	2	3	4	5	
Longest rally (strokes)	10	9	10			10
Average rally	4	4	4			4

Game Progress

1	SCHMIDBERGER Thomas (GER)	*0	2	*3	3	*5	7	*9	10	11
	LAOWONG Anurak (THA)	0	*0	1	*3	3	*3	3	*4	4
2	SCHMIDBERGER Thomas (GER)	0	*2	4	*5	7	*7	8	*9	11
	LAOWONG Anurak (THA)	*0	0	*0	1	*1	3	*4	5	5
3	SCHMIDBERGER Thomas (GER)	*0	2	*4	5	*7	8	*9	11	
	LAOWONG Anurak (THA)	0	*0	0	*1	1	*2	3	3	

Note:

The "Greatest deficit overcome" only applies when the player ends up winning the game.

Legend:

No. Number * Server



Match Results

Resultados da partida

FENG Panfeng (CHN) 3-0 KRAMMINGER Egon (AUT)

Game Summary		Match	Game 1	Game 2	Game 3	Game 4	Game 5
FENG Panfeng	CHN	3	11	11	11		
KRAMMINGER Egon	AUT	0	8	6	6		
Duration:		22min	6min	6min	6min		

Match No.: 6 Table: 3

Umpires: WIEKART Ina (NED) HOPKINS Alan Leslie (AUS)

Player Statistics	FENG Panfeng (CHN)					Match	KRAMMINGER Egon (AUT)					Match
	Game						Game					
	1	2	3	4	5		1	2	3	4	5	
Points won	11	11	11			33	8	6	6			20
Biggest lead	3	5	5			5	2	3	-			3
Points won on own serve	6	6	6			18	4	4	4			12
Points lost on own serve	4	2	2			8	5	5	4			14
Most consecutive points won	5	4	3			5	5	3	2			5
Greatest deficit overcome	2	3	-			3	-	-	-			-
Handedness/Grip	Right/						Right/					

Game/Match Statistics	Game					Match
	1	2	3	4	5	
Longest rally (strokes)	9	11	8			11
Average rally	5	5	4			5

Game Progress

1	FENG Panfeng (CHN)	*0	2	*3	4	*4	4	*6	8	*9	10	11
	KRAMMINGER Egon (AUT)	0	*0	1	*2	4	*6	6	*6	7	*8	8
2	FENG Panfeng (CHN)	0	*1	1	*2	4	*5	7	*8	10	11	
	KRAMMINGER Egon (AUT)	*0	1	*3	4	*4	5	*5	6	*6	6	
3	FENG Panfeng (CHN)	0	2	*3	4	*5	6	*7	9	*10	11	
	KRAMMINGER Egon (AUT)	0	*0	1	*2	3	*4	5	*5	6	6	

Note:

The "Greatest deficit overcome" only applies when the player ends up winning the game.

Legend:

No. Number * Server



Match Results

Resultados da partida

BRUCHLE Thomas (GER) 3-1 JEYOUNG Youngill (KOR)

Game Summary		Match	Game 1	Game 2	Game 3	Game 4	Game 5
BRUCHLE Thomas	GER	3	11	7	14	11	
JEYOUNG Youngill	KOR	1	6	11	12	8	
Duration:		30min	4min	5min	10min	6min	

Match No.: 7 Table: 5

Umpires: VARENGOT Yannick (FRA) MONTES Marlos (BRA)

Player Statistics	BRUCHLE Thomas (GER)					Match	JEYOUNG Youngill (KOR)					Match
	Game						Game					
	1	2	3	4	5		1	2	3	4	5	
Points won	11	7	14	11		43	6	11	12	8		37
Biggest lead	5	2	2	3		5	1	4	3	2		4
Points won on own serve	4	3	6	6		19	2	4	4	4		14
Points lost on own serve	4	7	7	4		22	7	4	8	5		24
Most consecutive points won	3	3	4	5		5	2	6	4	2		6
Greatest deficit overcome	1	-	3	2		3	-	2	-	-		2
Handedness/Grip	Right/						Right/					

Game/Match Statistics	Game					Match
	1	2	3	4	5	
Longest rally (strokes)	7	10	16	21		21
Average rally	4	6	8	7		6

Game Progress

1	BRUCHLE Thomas (GER)	0	*1	2	*4	5	*7	8	*9	10	11							
	JEYOUNG Youngill (KOR)	*0	1	*2	2	*3	3	*4	5	*6	6							
2	BRUCHLE Thomas (GER)	*0	1	*1	2	*4	5	*7	7	*7	7							
	JEYOUNG Youngill (KOR)	0	*1	3	*4	4	*5	5	*7	9	11							
3	BRUCHLE Thomas (GER)	0	*1	1	*2	3	*5	6	*8	8	*8	10	*10	11	*12	12	*13	14
	JEYOUNG Youngill (KOR)	0	1	*3	4	*5	5	*6	6	*8	10	*10	11	*11	11	*12	12	12
4	BRUCHLE Thomas (GER)	*0	2	*2	3	*4	4	*6	8	*9	10	11						
	JEYOUNG Youngill (KOR)	0	*0	2	*3	4	*6	6	*6	7	*8	8						

Note:

The "Greatest deficit overcome" only applies when the player ends up winning the game.

Legend:

No. Number * Server



Match Results

Resultados da partida

MERRIEN Florian (FRA) 3-0 NALEPKA Maciej (POL)

Game Summary		Match	Game 1	Game 2	Game 3	Game 4	Game 5
MERRIEN Florian	FRA	3	12	11	11		
NALEPKA Maciej	POL	0	10	4	4		
Duration:		19min	6min	4min	5min		

Match No.: 8 Table: 7

Umpires: MUCHA Heike (GER) DEMARIO Leonor (BRA)

Player Statistics	MERRIEN Florian (FRA)					Match	NALEPKA Maciej (POL)					Match
	Game						Game					
	1	2	3	4	5		1	2	3	4	5	
Points won	12	11	11			34	10	4	4			18
Biggest lead	2	7	7			7	2	-	1			2
Points won on own serve	6	6	7			19	5	2	3			10
Points lost on own serve	5	2	0			7	6	5	4			15
Most consecutive points won	4	6	6			6	4	1	2			4
Greatest deficit overcome	2	-	1			2	-	-	-			-
Handedness/Grip	Left/						Right/					

Game/Match Statistics	Game					Match
	1	2	3	4	5	
Longest rally (strokes)	8	9	7			9
Average rally	4	4	4			4

Game Progress

1	MERRIEN Florian (FRA)	0	*1	3	*4	5	*5	5	*7	9	*10	10	*11	12
	NALEPKA Maciej (POL)	*0	1	*1	2	*3	5	*7	7	*7	8	*10	10	10
2	MERRIEN Florian (FRA)	*0	2	*4	6	*7	8	*9	10	11				
	NALEPKA Maciej (POL)	0	*0	0	*0	1	*2	3	*4	4				
3	MERRIEN Florian (FRA)	0	*1	3	*3	5	*6	8	*10	11				
	NALEPKA Maciej (POL)	0	1	*1	3	*3	4	*4	4	4				

Note:

The "Greatest deficit overcome" only applies when the player ends up winning the game.

Legend:

No. Number * Server



Match Results

Resultados da partida

OEHGREN Alexander (SWE) 3-2 PETRUNIV Vasyl (UKR)

Game Summary		Match	Game 1	Game 2	Game 3	Game 4	Game 5
OEHGREN Alexander	SWE	3	11	10	7	12	11
PETRUNIV Vasyl	UKR	2	5	12	11	10	4
Duration:		34min	5min	6min	5min	8min	5min

Match No.: 17 Table: 7

Umpires: GALVAO Luzia (BRA) DUBEY Atul (IND)

Player Statistics	OEHGREN Alexander (SWE)						PETRUNIV Vasyl (UKR)					
	Game					Match	Game					Match
	1	2	3	4	5		1	2	3	4	5	
Points won	11	10	7	12	11	51	5	12	11	10	4	42
Biggest lead	6	1	1	3	7	7	2	3	4	1	-	4
Points won on own serve	5	4	5	6	5	25	2	5	8	5	2	22
Points lost on own serve	3	7	3	5	2	20	6	6	1	6	6	25
Most consecutive points won	7	4	2	4	5	7	3	3	3	3	1	3
Greatest deficit overcome	2	-	-	1	-	2	-	1	1	-	-	1
Handedness/Grip	Right/						Right/					

Game/Match Statistics	Game					Match
	1	2	3	4	5	
Longest rally (strokes)	11	10	6	9	7	11
Average rally	4	5	4	4	4	4

Game Progress

1	OEHGREN Alexander (SWE)	0	*1	1	*3	4	*5	7	*9	11				
	PETRUNIV Vasyl (UKR)	*0	1	*3	3	*4	5	*5	5	5				
2	OEHGREN Alexander (SWE)	*0	1	*2	3	*3	4	*6	7	*8	8	*10	10	10
	PETRUNIV Vasyl (UKR)	0	*1	2	*3	5	*6	6	*7	8	*10	10	*11	12
3	OEHGREN Alexander (SWE)	0	*1	2	*2	4	*5	6	*6	7	7			
	PETRUNIV Vasyl (UKR)	0	1	*2	4	*4	5	*6	8	*9	11			
4	OEHGREN Alexander (SWE)	*0	2	*2	3	*4	5	*7	8	*9	9	*10	11	12
	PETRUNIV Vasyl (UKR)	0	*0	2	*3	4	*5	5	*6	7	*9	10	*10	10
5	OEHGREN Alexander (SWE)	0	*2	3	*5	7	*8	9	*10	11				
	PETRUNIV Vasyl (UKR)	*0	0	*1	1	*1	2	*3	4	4				

Note:

The "Greatest deficit overcome" only applies when the player ends up winning the game.

Legend:

No. Number * Server



Match Results

Resultados da partida

ZHAO Ping (CHN) 3-2 GUERTLER Jan (GER)

Game Summary		Match	Game 1	Game 2	Game 3	Game 4	Game 5
ZHAO Ping	CHN	3	11	10	11	9	14
GUERTLER Jan	GER	2	9	12	9	11	12
Duration:		32min	5min	5min	4min	6min	7min

Match No.: 18 Table: 3

Umpires: BARROS Mario Paz (BRA) BOUDJEHEM Abdellah (ALG)

Player Statistics	ZHAO Ping (CHN)						GUERTLER Jan (GER)					
	Game					Match	Game					Match
	1	2	3	4	5		1	2	3	4	5	
Points won	11	10	11	9	14	55	9	12	9	11	12	53
Biggest lead	4	3	2	2	3	4	2	2	3	4	3	4
Points won on own serve	5	7	7	5	8	32	4	8	5	6	7	30
Points lost on own serve	5	4	3	5	5	22	6	3	4	4	6	23
Most consecutive points won	4	3	3	3	5	5	6	4	2	5	3	6
Greatest deficit overcome	2	-	3	-	3	3	-	3	-	2	-	3
Handedness/Grip	Right/						Right/					

Game/Match Statistics	Game					Match
	1	2	3	4	5	
Longest rally (strokes)	9	10	12	15	12	15
Average rally	4	4	4	6	5	5

Game Progress

1	ZHAO Ping (CHN)	0	*2	4	*5	5	*5	5	*7	9	*10	11						
	GUERTLER Jan (GER)	*0	0	*0	1	*3	5	*7	7	*7	8	9						
2	ZHAO Ping (CHN)	*0	2	*2	3	*4	6	*7	8	*9	10	*10	10	10				
	GUERTLER Jan (GER)	0	*0	2	*3	4	*4	5	*6	7	*8	10	*11	12				
3	ZHAO Ping (CHN)	0	*0	1	*2	3	*4	5	*6	8	*9	11						
	GUERTLER Jan (GER)	0	2	*3	4	*5	6	*7	8	*8	9	9						
4	ZHAO Ping (CHN)	*0	2	*3	4	*4	4	*5	5	*6	8	9						
	GUERTLER Jan (GER)	0	*0	1	*2	4	*6	7	*9	10	*10	11						
5	ZHAO Ping (CHN)	0	*0	1	*3	4	*4	6	*8	9	*9	10	*11	11	*11	12	*13	14
	GUERTLER Jan (GER)	*0	2	*3	3	*4	6	*6	6	*7	9	*10	10	*11	12	*12	12	12

Note:

The "Greatest deficit overcome" only applies when the player ends up winning the game.

Legend:

No. Number * Server



Match Results

Resultados da partida

COPOLA Gabriel (ARG) 3-0 KIM Jeong Seok (KOR)

Game Summary		Match	Game 1	Game 2	Game 3	Game 4	Game 5
COPOLA Gabriel	ARG	3	12	11	11		
KIM Jeong Seok	KOR	0	10	7	7		
Duration:		26min	7min	6min	8min		

Match No.: 19 Table: 5

Umpires: VILANOVA Flavia (BRA) ARINYE Cecilia Dora (NGR)

Player Statistics	COPOLA Gabriel (ARG)					Match	KIM Jeong Seok (KOR)					Match
	Game						Game					
	1	2	3	4	5		1	2	3	4	5	
Points won	12	11	11			34	10	7	7			24
Biggest lead	2	4	5			5	2	1	-			2
Points won on own serve	7	7	4			18	6	4	3			13
Points lost on own serve	4	3	4			11	5	4	7			16
Most consecutive points won	4	4	3			4	3	3	3			3
Greatest deficit overcome	2	1	-			2	-	-	-			-
Handedness/Grip	Right/						Right/					

Game/Match Statistics	Game					Match
	1	2	3	4	5	
Longest rally (strokes)	22	26	36			36
Average rally	9	11	13			11

Game Progress

1	COPOLA Gabriel (ARG)	0	*1	2	*3	5	*6	6	*7	8	*8	10	*11	12
	KIM Jeong Seok (KOR)	*0	1	*2	3	*3	4	*6	7	*8	10	*10	10	10
2	COPOLA Gabriel (ARG)	*0	1	*3	4	*4	5	*6	8	*9	11			
	KIM Jeong Seok (KOR)	0	*1	1	*2	4	*5	6	*6	7	7			
3	COPOLA Gabriel (ARG)	0	*2	2	*3	5	*6	8	*9	9	11			
	KIM Jeong Seok (KOR)	*0	0	*2	3	*3	4	*4	5	*7	7			

Note:

The "Greatest deficit overcome" only applies when the player ends up winning the game.

Legend:

No. Number * Server



Match Results

Resultados da partida

ZHAI Xiang (CHN) 3-2 KNAF Welder (BRA)

Game Summary		Match	Game 1	Game 2	Game 3	Game 4	Game 5
ZHAI Xiang	CHN	3	6	11	11	10	11
KNAF Welder	BRA	2	11	9	4	12	9
Duration:		41min	6min	8min	5min	8min	8min

Match No.: 20 Table: 1

Umpires: MEIER Michael (USA) SEMENOVA Elena (RUS)

Player Statistics	ZHAI Xiang (CHN)						KNAF Welder (BRA)					
	Game					Match	Game					Match
	1	2	3	4	5		1	2	3	4	5	
Points won	6	11	11	10	11	49	11	9	4	12	9	45
Biggest lead	-	2	7	6	2	7	6	2	1	2	3	6
Points won on own serve	2	6	5	7	8	28	4	5	1	8	7	25
Points lost on own serve	7	4	2	4	2	19	4	5	6	3	3	21
Most consecutive points won	2	3	5	5	4	5	5	3	1	6	3	6
Greatest deficit overcome	-	2	1	-	3	3	-	-	-	6	-	6
Handedness/Grip	Right/						Right/					

Game/Match Statistics	Game					Match
	1	2	3	4	5	
Longest rally (strokes)	23	29	24	33	36	36
Average rally	10	8	10	10	11	10

Game Progress

1	ZHAI Xiang (CHN)	*0	0	*1	2	*2	2	*4	5	*6	6			
	KNAF Welder (BRA)	0	*2	3	*4	6	*8	8	*9	10	11			
2	ZHAI Xiang (CHN)	0	*1	2	*3	3	*4	5	*6	8	*9	11		
	KNAF Welder (BRA)	*0	1	*2	3	*5	6	*7	8	*8	9	9		
3	ZHAI Xiang (CHN)	0	1	*3	4	*5	7	*9	10	11				
	KNAF Welder (BRA)	0	*1	1	*2	3	*3	3	*4	4				
4	ZHAI Xiang (CHN)	0	*2	4	*5	7	*7	9	*9	9	*9	10	*10	10
	KNAF Welder (BRA)	*0	0	*0	1	*1	3	*3	5	*7	9	*10	11	12
5	ZHAI Xiang (CHN)	*0	2	*2	3	*3	4	*5	7	*7	9	11		
	KNAF Welder (BRA)	0	*0	2	*3	5	*6	7	*7	9	*9	9	9	

Note:

The "Greatest deficit overcome" only applies when the player ends up winning the game.

Legend:

No. Number * Server



Match Results

Resultados da partida

LAOWONG Anurak (THA) 3-1 MAKSZIN Dacian (ROU)

Game Summary		Match	Game 1	Game 2	Game 3	Game 4	Game 5
LAOWONG Anurak	THA	3	11	8	11	11	
MAKSZIN Dacian	ROU	1	8	11	7	6	
Duration:		30min	5min	5min	6min	6min	

Match No.: 9 Table: 1

Umpires: SCARR Valerie (NZL) HIGASHIJIMA Masae (JPN)

Player Statistics	LAOWONG Anurak (THA)					Match	MAKSZIN Dacian (ROU)					Match
	Game						Game					
	1	2	3	4	5		1	2	3	4	5	
Points won	11	8	11	11		41	8	11	7	6		32
Biggest lead	4	1	4	8		8	-	5	1	-		5
Points won on own serve	6	5	6	5		22	5	6	5	2		18
Points lost on own serve	3	5	2	4		14	5	3	5	6		19
Most consecutive points won	4	4	4	5		5	2	5	2	4		5
Greatest deficit overcome	-	-	1	-		1	-	1	-	-		1
Handedness/Grip	Right/						Left/					

Game/Match Statistics	Game					Match
	1	2	3	4	5	
Longest rally (strokes)	27	15	25	10		27
Average rally	7	7	7	4		6

Game Progress

1	LAOWONG Anurak (THA)	0	*2	4	*4	5	*6	7	*8	9	*10	11
	MAKSZIN Dacian (ROU)	*0	0	*0	2	*3	4	*5	6	*7	8	8
2	LAOWONG Anurak (THA)	*0	1	*2	3	*3	3	*4	6	*7	8	8
	MAKSZIN Dacian (ROU)	0	*1	2	*3	5	*7	8	*8	9	*10	11
3	LAOWONG Anurak (THA)	0	*1	2	*3	5	*6	8	*9	10	11	
	MAKSZIN Dacian (ROU)	*0	1	*2	3	*3	4	*4	5	*6	7	
4	LAOWONG Anurak (THA)	*0	2	*4	5	*7	8	*10	10	*10	11	
	MAKSZIN Dacian (ROU)	0	*0	0	*1	1	*2	2	*4	6	6	

Note:

The "Greatest deficit overcome" only applies when the player ends up winning the game.

Legend:

No. Number * Server



Match Results

Resultados da partida

GLINBANCHEUN Yuttajak (THA) 3-0 KRAMMINGER Egon (AUT)

Game Summary		Match	Game 1	Game 2	Game 3	Game 4	Game 5
GLINBANCHEUN Yuttajak	THA	3	11	11	11		
KRAMMINGER Egon	AUT	0	8	6	6		
Duration:		20min	6min	5min	6min		

Match No.: 10 Table: 3

Umpires: HOPKINS Alan Leslie (AUS) KIM Kyunghee (KOR)

Player Statistics	GLINBANCHEUN Yuttajak (THA)					Match	KRAMMINGER Egon (AUT)					Match
	Game						Game					
	1	2	3	4	5		1	2	3	4	5	
Points won	11	11	11			33	8	6	6			20
Biggest lead	4	5	5			5	1	1	-			1
Points won on own serve	7	6	5			18	5	4	3			12
Points lost on own serve	3	2	3			8	4	5	5			14
Most consecutive points won	4	3	4			4	5	1	4			5
Greatest deficit overcome	1	1	-			1	-	-	-			-
Handedness/Grip	Right/						Right/					

Game/Match Statistics	Game					Match
	1	2	3	4	5	
Longest rally (strokes)	7	14	10			14
Average rally	4	5	5			5

Game Progress

1	GLINBANCHEUN Yuttajak (THA)	*0	2	*3	5	*6	7	*7	7	*8	10	11
	KRAMMINGER Egon (AUT)	0	*0	1	*1	2	*3	5	*7	8	*8	8
2	GLINBANCHEUN Yuttajak (THA)	0	*1	3	*4	5	*6	8	*9	10	11	
	KRAMMINGER Egon (AUT)	*0	1	*1	2	*3	4	*4	5	*6	6	
3	GLINBANCHEUN Yuttajak (THA)	0	2	*3	5	*6	6	*7	8	*10	11	
	KRAMMINGER Egon (AUT)	0	*0	1	*1	2	*4	5	*6	6	6	

Note:

The "Greatest deficit overcome" only applies when the player ends up winning the game.

Legend:

No. Number * Server



Match Results

Resultados da partida

ABU JAME' Asama (JOR) 3-2 JEYOUNG Youngill (KOR)

Game Summary		Match	Game 1	Game 2	Game 3	Game 4	Game 5
ABU JAME' Asama	JOR	3	7	5	11	11	12
JEYOUNG Youngill	KOR	2	11	11	4	7	10
Duration:		36min	5min	5min	5min	6min	9min

Match No.: 11 Table: 5

Umpires: MATOS Ravi (BRA) TSE Mei Lan (HKG)

Player Statistics	ABU JAME' Asama (JOR)						JEYOUNG Youngill (KOR)					
	Game					Match	Game					Match
	1	2	3	4	5		1	2	3	4	5	
Points won	7	5	11	11	12	46	11	11	4	7	10	43
Biggest lead	1	1	7	4	4	7	4	7	1	1	2	7
Points won on own serve	3	2	5	7	8	25	6	5	2	4	7	24
Points lost on own serve	5	6	2	3	3	19	4	3	6	4	3	20
Most consecutive points won	2	2	5	4	6	6	3	5	2	4	4	5
Greatest deficit overcome	-	-	1	1	2	2	1	1	-	-	-	1
Handedness/Grip	Right/						Right/					

Game/Match Statistics	Game					Match
	1	2	3	4	5	
Longest rally (strokes)	9	9	19	17	27	27
Average rally	5	5	7	7	7	6

Game Progress

1	ABU JAME' Asama (JOR)	0	*1	2	*3	3	*4	5	*6	7	7			
	JEYOUNG Youngill (KOR)	*0	1	*2	3	*5	6	*7	8	*9	11			
2	ABU JAME' Asama (JOR)	*0	1	*2	2	*3	3	*3	4	5				
	JEYOUNG Youngill (KOR)	0	*1	2	*4	5	*7	9	*10	11				
3	ABU JAME' Asama (JOR)	0	*1	2	*3	5	*7	8	*10	11				
	JEYOUNG Youngill (KOR)	*0	1	*2	3	*3	3	*4	4	4				
4	ABU JAME' Asama (JOR)	*0	2	*3	4	*4	5	*6	7	*9	11			
	JEYOUNG Youngill (KOR)	0	*0	1	*2	4	*5	6	*7	7	7			
5	ABU JAME' Asama (JOR)	0	*1	2	*2	4	*6	8	*8	9	*9	10	*11	12
	JEYOUNG Youngill (KOR)	0	1	*2	4	*4	4	*4	6	*7	9	*10	10	10

Note:

The "Greatest deficit overcome" only applies when the player ends up winning the game.

Legend:

No. Number * Server



Match Results

Resultados da partida

NALEPKA Maciej (POL) 3-2 RODRIGUEZ MARTINEZ Miguel (ESP)

Game Summary		Match	Game 1	Game 2	Game 3	Game 4	Game 5
NALEPKA Maciej	POL	3	11	13	13	11	11
RODRIGUEZ MARTINEZ Miguel	ESP	2	9	15	15	6	4
Duration:		38min	5min	8min	8min	6min	5min

Match No.: 12 Table: 7

Umpires: CRUZ Lara (BRA) LU Hong (CHN)

Player Statistics	NALEPKA Maciej (POL)						RODRIGUEZ MARTINEZ Miguel (ESP)					
	Game					Match	Game					Match
	1	2	3	4	5		1	2	3	4	5	
Points won	11	13	13	11	11	59	9	15	15	6	4	49
Biggest lead	2	2	2	5	7	7	6	3	4	3	-	6
Points won on own serve	7	8	7	6	6	34	6	9	8	3	2	28
Points lost on own serve	3	6	7	2	2	20	4	5	6	5	5	25
Most consecutive points won	5	5	5	8	3	8	5	5	5	3	2	5
Greatest deficit overcome	6	-	-	3	-	6	-	2	2	-	-	2
Handedness/Grip	Right/						Right/					

Game/Match Statistics	Game					Match
	1	2	3	4	5	
Longest rally (strokes)	5	10	10	11	25	25
Average rally	3	3	4	4	5	4

Game Progress

1	NALEPKA Maciej (POL)	*0	0	*0	1	*1	3	*4	6	*7	9	11						
	RODRIGUEZ MARTINEZ Miguel (ESP)	0	*2	4	*5	7	*7	8	*8	9	*9	9						
2	NALEPKA Maciej (POL)	0	*2	2	*2	3	*4	5	*7	9	*9	10	*10	11	*11	12	*12	13
	RODRIGUEZ MARTINEZ Miguel (ESP)	*0	0	*2	4	*5	6	*7	7	*7	9	*10	11	*11	12	*12	13	*13
			*13	13														
			14	15														
3	NALEPKA Maciej (POL)	*0	1	*2	3	*3	3	*5	6	*8	10	*10	11	*11	12	*12	12	*13
	RODRIGUEZ MARTINEZ Miguel (ESP)	0	*1	2	*3	5	*7	7	*8	8	*8	10	*10	11	*11	12	*13	13
			13	13														
			*14	15														
4	NALEPKA Maciej (POL)	0	*0	1	*2	3	*4	6	*8	10	11							
	RODRIGUEZ MARTINEZ Miguel (ESP)	0	2	*3	4	*5	6	*6	6	*6	6							
5	NALEPKA Maciej (POL)	*0	2	*3	4	*6	7	*8	10	11								
	RODRIGUEZ MARTINEZ Miguel (ESP)	0	*0	1	*2	2	*3	4	*4	4								

Note:

The "Greatest deficit overcome" only applies when the player ends up winning the game.

Legend:

No. Number * Server



Match Results

Resultados da partida

PETRUNIV Vasyl (UKR) 3-1 KOLEOSHO Ahmed (NGR)

Game Summary		Match	Game 1	Game 2	Game 3	Game 4	Game 5
PETRUNIV Vasyl	UKR	3	11	11	7	11	
KOLEOSHO Ahmed	NGR	1	9	7	11	2	
Duration:		21min	5min	4min	5min	3min	

Match No.: 21 Table: 1

Umpires: MUCHA Heike (GER) SEMENOVA Elena (RUS)

Player Statistics	PETRUNIV Vasyl (UKR)					Match	KOLEOSHO Ahmed (NGR)					Match
	Game						Game					
	1	2	3	4	5		1	2	3	4	5	
Points won	11	11	7	11		40	9	7	11	2		29
Biggest lead	3	4	1	9		9	-	1	4	-		4
Points won on own serve	5	6	5	5		21	4	3	8	1		16
Points lost on own serve	5	4	3	1		13	6	5	2	5		18
Most consecutive points won	3	4	2	9		9	3	5	3	1		5
Greatest deficit overcome	-	1	-	-		1	-	-	1	-		1
Handedness/Grip	Right/						Right/					

Game/Match Statistics	Game					Match
	1	2	3	4	5	
Longest rally (strokes)	9	8	17	7		17
Average rally	4	4	4	4		4

Game Progress

1	PETRUNIV Vasyl (UKR)	0	*1	2	*4	5	*6	7	*7	8	*10	11
	KOLEOSHO Ahmed (NGR)	*0	1	*2	2	*3	4	*5	7	*8	8	9
2	PETRUNIV Vasyl (UKR)	*0	2	*4	4	*4	5	*7	8	*9	11	
	KOLEOSHO Ahmed (NGR)	0	*0	0	*2	4	*5	5	*6	7	7	
3	PETRUNIV Vasyl (UKR)	0	*1	2	*3	4	*4	6	*6	7	7	
	KOLEOSHO Ahmed (NGR)	*0	1	*2	3	*4	6	*6	8	*9	11	
4	PETRUNIV Vasyl (UKR)	0	1	*3	5	*7	9	*10	11			
	KOLEOSHO Ahmed (NGR)	0	*1	1	*1	1	*1	2	2			

Note:

The "Greatest deficit overcome" only applies when the player ends up winning the game.

Legend:

No. Number * Server



Match Results

Resultados da partida

GUERTLER Jan (GER) 3-1 YOSHIDA Shinichi (JPN)

Game Summary		Match	Game 1	Game 2	Game 3	Game 4	Game 5
GUERTLER Jan	GER	3	11	11	6	11	
YOSHIDA Shinichi	JPN	1	7	3	11	5	
Duration:		20min	4min	4min	4min	5min	

Match No.: 22 Table: 3

Umpires: VARENGOT Yannick (FRA) BOGREN Ingrid (SWE)

Player Statistics	GUERTLER Jan (GER)					Match	YOSHIDA Shinichi (JPN)					Match
	Game						Game					
	1	2	3	4	5		1	2	3	4	5	
Points won	11	11	6	11		39	7	3	11	5		26
Biggest lead	6	8	-	7		8	3	1	5	-		5
Points won on own serve	7	4	3	5		19	4	1	5	2		12
Points lost on own serve	3	2	5	3		13	4	7	3	6		20
Most consecutive points won	6	5	2	5		6	3	1	4	2		4
Greatest deficit overcome	3	1	-	-		3	-	-	-	-		-
Handedness/Grip	Right/						Right/					

Game/Match Statistics	Game					Match
	1	2	3	4	5	
Longest rally (strokes)	10	15	9	16		16
Average rally	4	6	4	7		5

Game Progress

1	GUERTLER Jan (GER)	*0	0	*1	3	*4	6	*8	10	*10	11
	YOSHIDA Shinichi (JPN)	0	*2	3	*3	4	*4	4	*4	6	7
2	GUERTLER Jan (GER)	0	*1	3	*5	6	*8	9	11		
	YOSHIDA Shinichi (JPN)	*0	1	*1	1	*2	2	*3	3		
3	GUERTLER Jan (GER)	0	0	*1	2	*3	4	*5	6	*6	6
	YOSHIDA Shinichi (JPN)	0	*2	3	*4	5	*6	7	*8	10	11
4	GUERTLER Jan (GER)	0	*1	3	*5	5	*7	9	*10	11	
	YOSHIDA Shinichi (JPN)	*0	1	*1	1	*3	3	*3	4	5	

Note:

The "Greatest deficit overcome" only applies when the player ends up winning the game.

Legend:

No. Number

* Server



Match Results

Resultados da partida

COPOLA Gabriel (ARG) 3-0 ANDRADE de FREITAS David (BRA)

Game Summary		Match	Game 1	Game 2	Game 3	Game 4	Game 5
COPOLA Gabriel	ARG	3	11	11	11		
ANDRADE de FREITAS David	BRA	0	8	7	7		
Duration:		22min	6min	5min	6min		

Match No.: 23 Table: 5

Umpires: KLECKER Roman (CZE) RIVERO Ernesto (VEN)

Player Statistics	COPOLA Gabriel (ARG)					Match	ANDRADE de FREITAS David (BRA)					Match
	Game						Game					
	1	2	3	4	5		1	2	3	4	5	
Points won	11	11	11			33	8	7	7			22
Biggest lead	4	4	4			4	1	2	-			2
Points won on own serve	6	7	4			17	5	4	3			12
Points lost on own serve	3	3	4			10	5	4	7			16
Most consecutive points won	5	5	3			5	4	4	2			4
Greatest deficit overcome	1	2	-			2	-	-	-			-
Handedness/Grip	Right/						Right/					

Game/Match Statistics	Game					Match
	1	2	3	4	5	
Longest rally (strokes)	9	15	15			15
Average rally	5	7	8			6

Game Progress

1	COPOLA Gabriel (ARG)	0	*1	3	*5	6	*6	6	*7	9	*10	11
	ANDRADE de FREITAS David (BRA)	*0	1	*1	1	*2	4	*6	7	*7	8	8
2	COPOLA Gabriel (ARG)	*0	2	*3	3	*3	5	*7	8	*9	11	
	ANDRADE de FREITAS David (BRA)	0	*0	1	*3	5	*5	5	*6	7	7	
3	COPOLA Gabriel (ARG)	0	*2	2	*4	5	*5	7	*8	9	11	
	ANDRADE de FREITAS David (BRA)	*0	0	*2	2	*3	5	*5	6	*7	7	

Note:

The "Greatest deficit overcome" only applies when the player ends up winning the game.

Legend:

No. Number * Server



Match Results

Resultados da partida

ZHAI Xiang (CHN) 3-0 SJOQVIST Victor (SWE)

Game Summary		Match	Game 1	Game 2	Game 3	Game 4	Game 5
ZHAI Xiang	CHN	3	12	11	11		
SJOQVIST Victor	SWE	0	10	1	3		
Duration:		17min	7min	4min	4min		

Match No.: 24 Table: 7

Umpires: de PINTO Pietro (ITA) WIEKART Ina (NED)

Player Statistics	ZHAI Xiang (CHN)					Match	SJOQVIST Victor (SWE)					Match
	Game						Game					
	1	2	3	4	5		1	2	3	4	5	
Points won	12	11	11			34	10	1	3			14
Biggest lead	3	10	8			10	2	-	-			2
Points won on own serve	6	5	4			15	5	0	1			6
Points lost on own serve	5	1	2			8	6	6	7			19
Most consecutive points won	5	9	6			9	2	1	1			2
Greatest deficit overcome	2	-	-			2	-	-	-			-
Handedness/Grip	Right/						Right/					

Game/Match Statistics	Game					Match
	1	2	3	4	5	
Longest rally (strokes)	18	20	14			20
Average rally	4	6	6			5

Game Progress

1	ZHAI Xiang (CHN)	0	*1	1	*3	5	*6	7	*7	8	*9	10	*11	12
	SJOQVIST Victor (SWE)	*0	1	*3	3	*3	4	*5	7	*8	9	*10	10	10
2	ZHAI Xiang (CHN)	*0	2	*4	6	*8	9	11						
	SJOQVIST Victor (SWE)	0	*0	0	*0	0	*1	1						
3	ZHAI Xiang (CHN)	0	*2	4	*6	7	*8	9	11					
	SJOQVIST Victor (SWE)	*0	0	*0	0	*1	2	*3	3					

Note:

The "Greatest deficit overcome" only applies when the player ends up winning the game.

Legend:

No. Number * Server



Match Results

Resultados da partida

SCHMIDBERGER Thomas (GER) 3-0 ABU JAME' Asama (JOR)

Game Summary		Match	Game 1	Game 2	Game 3	Game 4	Game 5
SCHMIDBERGER Thomas	GER	3	11	11	11		
ABU JAME' Asama	JOR	0	4	4	9		
Duration:		15min	4min	4min	5min		

Match No.: 25 Table: 1

Umpires: HIGASHIJIMA Masae (JPN) MEIER Michael (USA)

Player Statistics	SCHMIDBERGER Thomas (GER)					Match	ABU JAME' Asama (JOR)					Match
	Game						Game					
	1	2	3	4	5		1	2	3	4	5	
Points won	11	11	11			33	4	4	9			17
Biggest lead	9	8	3			9	-	-	1			1
Points won on own serve	5	6	6			17	2	2	5			9
Points lost on own serve	2	2	4			8	6	5	5			16
Most consecutive points won	8	7	3			8	3	2	2			3
Greatest deficit overcome	-	-	1			1	-	-	-			-
Handedness/Grip	Right/						Right/					

Game/Match Statistics	Game					Match
	1	2	3	4	5	
Longest rally (strokes)	7	8	10			10
Average rally	4	4	4			4

Game Progress

1	SCHMIDBERGER Thomas (GER)	0	*2	3	*5	7	*9	10	*10	11		
	ABU JAME' Asama (JOR)	*0	0	*1	1	*1	1	*2	4	4		
2	SCHMIDBERGER Thomas (GER)	*0	2	*3	5	*7	9	*10	10	11		
	ABU JAME' Asama (JOR)	0	*0	1	*1	1	*1	2	*4	4		
3	SCHMIDBERGER Thomas (GER)	0	*1	3	*4	5	*6	7	*8	9	*10	11
	ABU JAME' Asama (JOR)	*0	1	*1	2	*3	4	*5	6	*7	8	9

Note:

The "Greatest deficit overcome" only applies when the player ends up winning the game.

Legend:

No. Number * Server



Match Results

Resultados da partida

KNAF Welder (BRA) 3-1 COPOLA Gabriel (ARG)

Game Summary		Match	Game 1	Game 2	Game 3	Game 4	Game 5
KNAF Welder	BRA	3	8	11	11	11	
COPOLA Gabriel	ARG	1	11	3	5	3	
Duration:		23min	6min	5min	5min	4min	

Match No.: 26 Table: 3

Umpires: RAGAB Elsayed (EGY) SEMENOVA Elena (RUS)

Player Statistics	KNAF Welder (BRA)					Match	COPOLA Gabriel (ARG)					Match
	Game						Game					
	1	2	3	4	5		1	2	3	4	5	
Points won	8	11	11	11		41	11	3	5	3		22
Biggest lead	-	8	6	8		8	6	-	-	-		6
Points won on own serve	6	5	7	5		23	7	2	4	2		15
Points lost on own serve	4	1	1	1		7	2	6	4	5		17
Most consecutive points won	4	5	4	6		6	5	1	3	2		5
Greatest deficit overcome	-	-	-	-		-	-	-	-	-		-
Handedness/Grip	Right/						Right/					

Game/Match Statistics	Game					Match
	1	2	3	4	5	
Longest rally (strokes)	11	18	28	19		28
Average rally	6	7	8	7		7

Game Progress

1	KNAF Welder (BRA)	*0	0	*0	1	*1	2	*4	6	*6	8	8
	COPOLA Gabriel (ARG)	0	*2	4	*5	7	*8	8	*8	10	*10	11
2	KNAF Welder (BRA)	0	*1	2	*4	6	*7	9	11			
	COPOLA Gabriel (ARG)	*0	1	*2	2	*2	3	*3	3			
3	KNAF Welder (BRA)	*0	2	*3	5	*6	8	*8	9	11		
	COPOLA Gabriel (ARG)	0	*0	1	*1	2	*2	4	*5	5		
4	KNAF Welder (BRA)	0	*2	4	*6	7	*7	9	11			
	COPOLA Gabriel (ARG)	0	0	*0	0	*1	3	*3	3			

Note:

The "Greatest deficit overcome" only applies when the player ends up winning the game.

Legend:

No. Number * Server



Match Results

Resultados da partida

ZHAO Ping (CHN) 3-1 GLINBANCHEUN Yuttajak (THA)

Game Summary		Match	Game 1	Game 2	Game 3	Game 4	Game 5
ZHAO Ping	CHN	3	11	11	6	11	
GLINBANCHEUN Yuttajak	THA	1	6	7	11	8	
Duration:		23min	4min	5min	5min	5min	

Match No.: 27 Table: 5

Umpires: VILANOVA Flavia (BRA) MONTES Marlos (BRA)

Player Statistics	ZHAO Ping (CHN)					Match	GLINBANCHEUN Yuttajak (THA)					Match
	Game						Game					
	1	2	3	4	5		1	2	3	4	5	
Points won	11	11	6	11		39	6	7	11	8		32
Biggest lead	5	4	1	5		5	-	2	5	-		5
Points won on own serve	6	8	3	4		21	4	5	6	2		17
Points lost on own serve	2	2	5	6		15	5	3	3	7		18
Most consecutive points won	3	3	2	4		4	2	3	4	3		4
Greatest deficit overcome	-	2	-	-		2	-	-	1	-		1
Handedness/Grip	Right/						Right/					

Game/Match Statistics	Game					Match
	1	2	3	4	5	
Longest rally (strokes)	11	10	13	14		14
Average rally	6	5	6	5		5

Game Progress

1	ZHAO Ping (CHN)	0	*1	3	*4	6	*7	8	*9	10	11	
	GLINBANCHEUN Yuttajak (THA)	*0	1	*1	2	*2	3	*4	5	*6	6	
2	ZHAO Ping (CHN)	*0	1	*1	3	*4	5	*6	8	*9	11	
	GLINBANCHEUN Yuttajak (THA)	0	*1	3	*3	4	*5	6	*6	7	7	
3	ZHAO Ping (CHN)	0	*1	2	*2	3	*4	4	*5	6	6	
	GLINBANCHEUN Yuttajak (THA)	*0	1	*2	4	*5	6	*8	9	*10	11	
4	ZHAO Ping (CHN)	*0	1	*3	3	*4	6	*8	9	*10	10	11
	GLINBANCHEUN Yuttajak (THA)	0	*1	1	*3	4	*4	4	*5	6	*8	8

Note:

The "Greatest deficit overcome" only applies when the player ends up winning the game.

Legend:

No. Number * Server



Match Results

Resultados da partida

MERRIEN Florian (FRA) 3-2 PETRUNIV Vasyl (UKR)

Game Summary		Match	Game 1	Game 2	Game 3	Game 4	Game 5
MERRIEN Florian	FRA	3	15	8	11	10	11
PETRUNIV Vasyl	UKR	2	13	11	3	12	9
Duration:		36min	7min	5min	4min	6min	6min

Match No.: 28 Table: 7

Umpires: CRUZ Lara (BRA) DEMARIO Leonor (BRA)

Player Statistics	MERRIEN Florian (FRA)						PETRUNIV Vasyl (UKR)					
	Game					Match	Game					Match
	1	2	3	4	5		1	2	3	4	5	
Points won	15	8	11	10	11	55	13	11	3	12	9	48
Biggest lead	2	2	8	6	4	8	4	3	-	2	-	4
Points won on own serve	8	5	5	7	7	32	7	7	1	8	6	29
Points lost on own serve	6	4	2	4	3	19	7	3	5	3	4	22
Most consecutive points won	5	2	5	7	2	7	5	3	1	7	2	7
Greatest deficit overcome	4	-	-	-	-	4	-	2	-	6	-	6
Handedness/Grip	Left/						Right/					

Game/Match Statistics	Game					Match
	1	2	3	4	5	
Longest rally (strokes)	12	10	9	7	13	13
Average rally	5	5	4	4	6	5

Game Progress

1	MERRIEN Florian (FRA)	*0	1	*1	2	*4	5	*5	5	*7	9	*10	11	*11	12	*12	12	*13
	PETRUNIV Vasyl (UKR)	0	*1	3	*4	4	*5	7	*9	9	*9	10	*10	11	*11	12	*13	13
		14	15															
		*13	13															
2	MERRIEN Florian (FRA)	0	*2	2	*3	5	*5	6	*6	8	*8	8						
	PETRUNIV Vasyl (UKR)	*0	0	*2	3	*3	5	*6	8	*8	10	11						
3	MERRIEN Florian (FRA)	0	2	*4	5	*6	7	*9	11									
	PETRUNIV Vasyl (UKR)	0	*0	0	*1	2	*3	3	3									
4	MERRIEN Florian (FRA)	0	*1	3	*5	7	*7	8	*8	8	*8	10	*10	10				
	PETRUNIV Vasyl (UKR)	*0	1	*1	1	*1	3	*4	6	*8	10	*10	11	12				
5	MERRIEN Florian (FRA)	*0	2	*3	4	*5	6	*7	9	*9	10	11						
	PETRUNIV Vasyl (UKR)	0	*0	1	*2	3	*4	5	*5	7	*8	9						

Note:

The "Greatest deficit overcome" only applies when the player ends up winning the game.

Legend:

No. Number * Server



Match Results

Resultados da partida

BRUCHLE Thomas (GER) 3-1 KIM Jeong Seok (KOR)

Game Summary		Match	Game 1	Game 2	Game 3	Game 4	Game 5
BRUCHLE Thomas	GER	3	11	11	9	11	
KIM Jeong Seok	KOR	1	8	7	11	6	
Duration:		29min	6min	6min	6min	6min	

Match No.: 29 Table: 1

Umpires: GALVAO Luzia (BRA) KLECKER Roman (CZE)

Player Statistics	BRUCHLE Thomas (GER)					Match	KIM Jeong Seok (KOR)					Match
	Game						Game					
	1	2	3	4	5		1	2	3	4	5	
Points won	11	11	9	11		42	8	7	11	6		32
Biggest lead	3	4	2	5		5	1	-	4	1		4
Points won on own serve	6	7	5	4		22	4	6	7	2		19
Points lost on own serve	4	1	4	4		13	5	4	3	7		19
Most consecutive points won	4	4	3	3		4	3	2	3	1		3
Greatest deficit overcome	1	-	-	1		1	-	-	2	-		2
Handedness/Grip	Right/						Right/					

Game/Match Statistics	Game					Match
	1	2	3	4	5	
Longest rally (strokes)	13	16	24	19		24
Average rally	6	6	8	7		7

Game Progress

1	BRUCHLE Thomas (GER)	*0	2	*3	3	*4	5	*6	8	*9	10	11
	KIM Jeong Seok (KOR)	0	*0	1	*3	4	*5	6	*6	7	*8	8
2	BRUCHLE Thomas (GER)	0	*2	4	*4	5	*6	8	*8	10	11	
	KIM Jeong Seok (KOR)	*0	0	*0	2	*3	4	*4	6	*6	7	
3	BRUCHLE Thomas (GER)	0	2	*2	3	*3	4	*4	5	*7	8	9
	KIM Jeong Seok (KOR)	0	*0	2	*3	5	*6	8	*9	9	*10	11
4	BRUCHLE Thomas (GER)	0	*1	2	*4	5	*7	8	*9	10	11	
	KIM Jeong Seok (KOR)	*0	1	*2	2	*3	3	*4	5	*6	6	

Note:

The "Greatest deficit overcome" only applies when the player ends up winning the game.

Legend:

No. Number * Server



Match Results

Resultados da partida

ZHAI Xiang (CHN) 3-0 LAOWONG Anurak (THA)

Game Summary		Match	Game 1	Game 2	Game 3	Game 4	Game 5
ZHAI Xiang	CHN	3	11	11	12		
LAOWONG Anurak	THA	0	8	6	10		
Duration:		25min	6min	6min	10min		

Match No.: 30 Table: 3

Umpires: KOH Christabel (SIN) SCARR Valerie (NZL)

Player Statistics	ZHAI Xiang (CHN)					Match	LAOWONG Anurak (THA)					Match
	Game						Game					
	1	2	3	4	5		1	2	3	4	5	
Points won	11	11	12			34	8	6	10			24
Biggest lead	3	5	3			5	1	1	1			1
Points won on own serve	6	5	7			18	4	3	6			13
Points lost on own serve	4	3	4			11	5	6	5			16
Most consecutive points won	3	4	3			4	2	3	2			3
Greatest deficit overcome	1	1	1			1	-	-	-			-
Handedness/Grip	Right/						Right/					

Game/Match Statistics	Game					Match
	1	2	3	4	5	
Longest rally (strokes)	36	26	21			36
Average rally	10	10	11			10

Game Progress

1	ZHAI Xiang (CHN)	*0	1	*2	3	*4	5	*6	8	*9	10	11		
	LAOWONG Anurak (THA)	0	*1	2	*3	4	*5	6	*6	7	*8	8		
2	ZHAI Xiang (CHN)	0	*2	2	*3	4	*5	7	*8	10	11			
	LAOWONG Anurak (THA)	*0	0	*2	3	*4	5	*5	6	*6	6			
3	ZHAI Xiang (CHN)	*0	1	*2	4	*4	6	*7	8	*9	9	*10	11	12
	LAOWONG Anurak (THA)	0	*1	2	*2	4	*4	5	*6	7	*9	10	*10	10

Note:

The "Greatest deficit overcome" only applies when the player ends up winning the game.

Legend:

No. Number * Server



Match Results

Resultados da partida

GUERTLER Jan (GER) 3-0 OEHGREN Alexander (SWE)

Game Summary		Match	Game 1	Game 2	Game 3	Game 4	Game 5
GUERTLER Jan	GER	3	11	11	11		
OEHGREN Alexander	SWE	0	5	8	7		
Duration:		17min	4min	4min	5min		

Match No.: 31 Table: 5

Umpires: TSE Mei Lan (HKG) RIVERO Ernesto (VEN)

Player Statistics	GUERTLER Jan (GER)					Match	OEHGREN Alexander (SWE)					Match
	Game						Game					
	1	2	3	4	5		1	2	3	4	5	
Points won	11	11	11			33	5	8	7			20
Biggest lead	7	3	4			7	2	2	1			2
Points won on own serve	4	6	7			17	1	5	4			10
Points lost on own serve	4	3	3			10	7	5	4			16
Most consecutive points won	9	5	2			9	3	2	2			3
Greatest deficit overcome	2	2	1			2	-	-	-			-
Handedness/Grip	Right/						Right/					

Game/Match Statistics	Game					Match
	1	2	3	4	5	
Longest rally (strokes)	15	9	8			15
Average rally	6	5	5			5

Game Progress

1	GUERTLER Jan (GER)	*0	0	*2	4	*6	8	*9	9	11		
	OEHGREN Alexander (SWE)	0	*2	2	*2	2	*2	3	*5	5		
2	GUERTLER Jan (GER)	0	*1	2	*3	3	*4	6	*6	8	*10	11
	OEHGREN Alexander (SWE)	*0	1	*2	3	*5	6	*6	8	*8	8	8
3	GUERTLER Jan (GER)	*0	1	*2	3	*4	6	*7	8	*9	11	
	OEHGREN Alexander (SWE)	0	*1	2	*3	4	*4	5	*6	7	7	

Note:

The "Greatest deficit overcome" only applies when the player ends up winning the game.

Legend:

No. Number * Server



Match Results

Resultados da partida

FENG Panfeng (CHN) 3-0 NALEPKA Maciej (POL)

Game Summary		Match	Game 1	Game 2	Game 3	Game 4	Game 5
FENG Panfeng	CHN	3	11	11	11		
NALEPKA Maciej	POL	0	8	6	5		
Duration:		19min	6min	6min	5min		

Match No.: 32 Table: 7

Umpires: MANCINI Marco (BRA) SILVA Juvenal (BRA)

Player Statistics	FENG Panfeng (CHN)					Match	NALEPKA Maciej (POL)					Match
	Game						Game					
	1	2	3	4	5		1	2	3	4	5	
Points won	11	11	11			33	8	6	5			19
Biggest lead	3	5	6			6	-	2	2			2
Points won on own serve	7	6	6			19	6	3	3			12
Points lost on own serve	2	3	2			7	4	5	5			14
Most consecutive points won	3	4	4			4	3	3	2			3
Greatest deficit overcome	-	2	2			2	-	-	-			-
Handedness/Grip	Right/						Right/					

Game/Match Statistics	Game					Match
	1	2	3	4	5	
Longest rally (strokes)	11	9	7			11
Average rally	5	4	4			5

Game Progress

1	FENG Panfeng (CHN)	0	*1	3	*4	5	*6	7	*7	9	*10	11
	NALEPKA Maciej (POL)	*0	1	*1	2	*3	4	*5	7	*7	8	8
2	FENG Panfeng (CHN)	*0	1	*1	3	*4	5	*7	8	*10	11	
	NALEPKA Maciej (POL)	0	*1	3	*3	4	*5	5	*6	6	6	
3	FENG Panfeng (CHN)	0	*0	2	*4	5	*7	8	*9	11		
	NALEPKA Maciej (POL)	*0	2	*2	2	*3	3	*4	5	5		

Note:

The "Greatest deficit overcome" only applies when the player ends up winning the game.

Legend:

No. Number * Server



Match Results

Resultados da partida

SCHMIDBERGER Thomas (GER) 3-0 KNAF Welder (BRA)

Game Summary		Match	Game 1	Game 2	Game 3	Game 4	Game 5
SCHMIDBERGER Thomas	GER	3	11	11	12		
KNAF Welder	BRA	0	8	7	10		
Duration:		21min	5min	5min	7min		

Match No.: 33 Table: 1

Umpires: LARROZA Andres (PAR) LU Hong (CHN)

Player Statistics	SCHMIDBERGER Thomas (GER)					Match	KNAF Welder (BRA)					Match
	Game						Game					
	1	2	3	4	5		1	2	3	4	5	
Points won	11	11	12			34	8	7	10			25
Biggest lead	3	4	3			4	2	2	2			2
Points won on own serve	5	6	8			19	3	5	7			15
Points lost on own serve	5	2	2			9	6	5	4			15
Most consecutive points won	3	6	3			6	2	2	3			3
Greatest deficit overcome	2	2	2			2	-	-	-			-
Handedness/Grip	Right/						Right/					

Game/Match Statistics	Game					Match
	1	2	3	4	5	
Longest rally (strokes)	18	9	12			18
Average rally	7	4	5			5

Game Progress

1	SCHMIDBERGER Thomas (GER)	*0	0	*2	3	*4	5	*6	7	*8	10	11		
	KNAF Welder (BRA)	0	*2	2	*3	4	*5	6	*7	8	*8	8		
2	SCHMIDBERGER Thomas (GER)	0	*0	2	*4	6	*6	7	*8	9	11			
	KNAF Welder (BRA)	*0	2	*2	2	*2	4	*5	6	*7	7			
3	SCHMIDBERGER Thomas (GER)	0	1	*1	3	*4	6	*7	8	*9	10	*10	11	12
	KNAF Welder (BRA)	0	*1	3	*3	4	*4	5	*6	7	*8	10	*10	10

Note:

The "Greatest deficit overcome" only applies when the player ends up winning the game.

Legend:

No. Number * Server



Match Results

Resultados da partida

MERRIEN Florian (FRA) 3-0 ZHAO Ping (CHN)

Game Summary		Match	Game 1	Game 2	Game 3	Game 4	Game 5
MERRIEN Florian	FRA	3	11	11	12		
ZHAO Ping	CHN	0	3	8	10		
Duration:		19min	4min	5min	6min		

Match No.: 34 Table: 3

Umpires: DEMARIO Leonor (BRA) CRUZ Lara (BRA)

Player Statistics	MERRIEN Florian (FRA)					Match	ZHAO Ping (CHN)					Match
	Game						Game					
	1	2	3	4	5		1	2	3	4	5	
Points won	11	11	12			34	3	8	10			21
Biggest lead	8	5	2			8	-	-	2			2
Points won on own serve	6	6	8			20	3	4	7			14
Points lost on own serve	0	4	3			7	5	5	4			14
Most consecutive points won	4	4	3			4	1	4	3			4
Greatest deficit overcome	-	-	2			2	-	-	-			-
Handedness/Grip	Left/						Right/					

Game/Match Statistics	Game					Match
	1	2	3	4	5	
Longest rally (strokes)	11	18	14			18
Average rally	5	6	5			6

Game Progress

1	MERRIEN Florian (FRA)	0	*2	4	*5	7	*8	10	11					
	ZHAO Ping (CHN)	*0	0	*0	1	*1	2	*2	3					
2	MERRIEN Florian (FRA)	*0	2	*3	5	*6	6	*7	8	*9	10	11		
	ZHAO Ping (CHN)	0	*0	1	*1	2	*4	5	*6	7	*8	8		
3	MERRIEN Florian (FRA)	0	*1	3	*3	4	*5	6	*6	8	*9	10	*11	12
	ZHAO Ping (CHN)	*0	1	*1	3	*4	5	*6	8	*8	9	*10	10	10

Note:

The "Greatest deficit overcome" only applies when the player ends up winning the game.

Legend:

No. Number * Server



Match Results

Resultados da partida

BRUCHLE Thomas (GER) 3-2 ZHAI Xiang (CHN)

Game Summary		Match	Game 1	Game 2	Game 3	Game 4	Game 5
BRUCHLE Thomas	GER	3	11	5	12	4	11
ZHAI Xiang	CHN	2	2	11	10	11	6
Duration:		34min	4min	5min	8min	5min	6min

Match No.: 35 Table: 5

Umpires: SEMENOVA Elena (RUS) RAGAB Elsayed (EGY)

Player Statistics	BRUCHLE Thomas (GER)						ZHAI Xiang (CHN)					
	Game					Match	Game					Match
	1	2	3	4	5		1	2	3	4	5	
Points won	11	5	12	4	11	43	2	11	10	11	6	40
Biggest lead	9	1	2	-	5	9	-	6	2	7	-	7
Points won on own serve	6	1	5	2	7	21	1	4	5	6	4	20
Points lost on own serve	1	7	5	5	2	20	5	4	6	2	4	21
Most consecutive points won	6	2	4	1	3	6	1	3	3	5	2	5
Greatest deficit overcome	-	-	2	-	-	2	-	1	-	-	-	1
Handedness/Grip	Right/						Right/					

Game/Match Statistics	Game					Match
	1	2	3	4	5	
Longest rally (strokes)	19	10	42	21	16	42
Average rally	8	5	10	7	7	8

Game Progress

1	BRUCHLE Thomas (GER)	*0	2	*4	5	*7	9	*10	11					
	ZHAI Xiang (CHN)	0	*0	0	*1	1	*1	2	2					
2	BRUCHLE Thomas (GER)	0	*1	2	*3	3	*4	4	*5	5				
	ZHAI Xiang (CHN)	*0	1	*2	3	*5	6	*8	9	11				
3	BRUCHLE Thomas (GER)	0	2	*3	3	*4	4	*5	7	*9	10	*10	11	12
	ZHAI Xiang (CHN)	0	*0	1	*3	4	*6	7	*7	7	*8	10	*10	10
4	BRUCHLE Thomas (GER)	0	*0	0	*1	2	*3	4	*4	4				
	ZHAI Xiang (CHN)	*0	2	*4	5	*6	7	*8	10	11				
5	BRUCHLE Thomas (GER)	*0	2	*3	5	*6	7	*8	9	*10	11			
	ZHAI Xiang (CHN)	0	*0	1	*1	2	*3	4	*5	6	6			

Note:

The "Greatest deficit overcome" only applies when the player ends up winning the game.

Legend:

No. Number * Server



Match Results

Resultados da partida

FENG Panfeng (CHN) 3-1 GUERTLER Jan (GER)

Game Summary		Match	Game 1	Game 2	Game 3	Game 4	Game 5
FENG Panfeng	CHN	3	11	11	7	11	
GUERTLER Jan	GER	1	9	1	11	5	
Duration:		20min	5min	3min	4min	5min	

Match No.: 36 Table: 7

Umpires: de PINTO Pietro (ITA) dos SANTOS Danilo (BRA)

Player Statistics	FENG Panfeng (CHN)					Match	GUERTLER Jan (GER)					Match
	Game						Game					
	1	2	3	4	5		1	2	3	4	5	
Points won	11	11	7	11		40	9	1	11	5		26
Biggest lead	5	10	2	6		10	2	1	4	-		4
Points won on own serve	6	6	5	7		24	5	1	7	4		17
Points lost on own serve	4	0	4	1		9	5	5	1	4		15
Most consecutive points won	6	11	3	4		11	5	1	5	2		5
Greatest deficit overcome	2	1	-	-		2	-	-	2	-		2
Handedness/Grip	Right/						Right/					

Game/Match Statistics	Game					Match
	1	2	3	4	5	
Longest rally (strokes)	11	9	10	15		15
Average rally	5	5	5	6		5

Game Progress

1	FENG Panfeng (CHN)		*0	1	*1	3	*4	6	*8	9	*9	9	11
	GUERTLER Jan (GER)		0	*1	3	*3	4	*4	4	*5	7	*9	9
2	FENG Panfeng (CHN)		0	*1	3	*5	7	*9	11				
	GUERTLER Jan (GER)		*0	1	*1	1	*1	1	1				
3	FENG Panfeng (CHN)		0	2	*2	3	*4	6	*6	7	*7	7	
	GUERTLER Jan (GER)		0	*0	2	*3	4	*4	6	*7	9	11	
4	FENG Panfeng (CHN)		0	*2	4	*4	6	*7	8	*9	11		
	GUERTLER Jan (GER)		*0	0	*0	2	*2	3	*4	5	5		

Note:

The "Greatest deficit overcome" only applies when the player ends up winning the game.

Legend:

No. Number * Server



Match Results

Resultados da partida

SCHMIDBERGER Thomas (GER) 3-2 MERRIEN Florian (FRA)

Game Summary		Match	Game 1	Game 2	Game 3	Game 4	Game 5
SCHMIDBERGER Thomas	GER	3	8	11	9	11	11
MERRIEN Florian	FRA	2	11	9	11	7	7
Duration:		33min	4min	6min	6min	4min	6min

Match No.: 37 Table: 1

Umpires: ARINYE Cecilia Dora (NGR) BOGREN Ingrid (SWE)

Player Statistics	SCHMIDBERGER Thomas (GER)						MERRIEN Florian (FRA)					
	Game					Match	Game					Match
	1	2	3	4	5		1	2	3	4	5	
Points won	8	11	9	11	11	50	11	9	11	7	7	45
Biggest lead	2	2	2	6	4	6	3	1	2	3	1	3
Points won on own serve	5	7	4	6	8	30	6	6	6	5	5	28
Points lost on own serve	5	3	5	2	2	17	3	4	4	5	3	19
Most consecutive points won	3	3	3	9	5	9	4	2	4	3	3	4
Greatest deficit overcome	-	1	-	3	1	3	2	-	2	-	-	2
Handedness/Grip	Right/						Left/					

Game/Match Statistics	Game					Match
	1	2	3	4	5	
Longest rally (strokes)	8	16	32	10	19	32
Average rally	4	5	7	5	8	6

Game Progress

1	SCHMIDBERGER Thomas (GER)	*0	1	*2	4	*4	5	*6	7	*8	8	8
	MERRIEN Florian (FRA)	0	*1	2	*2	4	*5	6	*7	8	*10	11
2	SCHMIDBERGER Thomas (GER)	0	*1	3	*3	4	*5	6	*8	9	*9	11
	MERRIEN Florian (FRA)	*0	1	*1	3	*4	5	*6	6	*7	9	9
3	SCHMIDBERGER Thomas (GER)	0	1	*2	4	*4	4	*5	6	*8	9	9
	MERRIEN Florian (FRA)	0	*1	2	*2	4	*6	7	*8	8	*9	11
4	SCHMIDBERGER Thomas (GER)	0	*0	1	*3	5	*7	9	*9	10	11	
	MERRIEN Florian (FRA)	*0	2	*3	3	*3	3	*3	5	*6	7	
5	SCHMIDBERGER Thomas (GER)	*0	1	*3	5	*5	6	*6	8	*9	11	
	MERRIEN Florian (FRA)	0	*1	1	*1	3	*4	6	*6	7	7	

Note:

The "Greatest deficit overcome" only applies when the player ends up winning the game.

Legend:

No. Number * Server



Match Results

Resultados da partida

FENG Panfeng (CHN) 3-1 BRUCHLE Thomas (GER)

Game Summary		Match	Game 1	Game 2	Game 3	Game 4	Game 5
FENG Panfeng	CHN	3	11	11	5	13	
BRUCHLE Thomas	GER	1	3	4	11	11	
Duration:		31min	5min	5min	5min	10min	

Match No.: 38 Table: 3

Umpires: RAGAB Elsayed (EGY) SEMENOVA Elena (RUS)

Player Statistics	FENG Panfeng (CHN)					Match	BRUCHLE Thomas (GER)					Match
	Game						Game					
	1	2	3	4	5		1	2	3	4	5	
Points won	11	11	5	13		40	3	4	11	11		29
Biggest lead	8	7	-	2		8	1	-	6	1		6
Points won on own serve	5	5	2	7		19	2	1	5	7		15
Points lost on own serve	1	3	6	4		14	6	6	3	5		20
Most consecutive points won	5	6	1	3		6	2	1	4	3		4
Greatest deficit overcome	1	-	-	1		1	-	-	-	-		-
Handedness/Grip	Right/						Right/					

Game/Match Statistics	Game					Match
	1	2	3	4	5	
Longest rally (strokes)	12	12	17	21		21
Average rally	5	5	6	7		6

Game Progress

1	FENG Panfeng (CHN)	0	*1	2	*4	6	*7	9	11								
	BRUCHLE Thomas (GER)	*0	1	*2	2	*2	3	*3	3								
2	FENG Panfeng (CHN)	*0	1	*3	5	*7	8	*9	10	11							
	BRUCHLE Thomas (GER)	0	*1	1	*1	1	*2	3	*4	4							
3	FENG Panfeng (CHN)	0	*1	2	*2	2	*3	4	*5	5							
	BRUCHLE Thomas (GER)	*0	1	*2	4	*6	7	*8	9	11							
4	FENG Panfeng (CHN)	0	1	*2	4	*4	5	*7	8	*8	10	*10	10	*11	12	13	
	BRUCHLE Thomas (GER)	0	*1	2	*2	4	*5	5	*6	8	*8	10	*11	11	*11	11	

Note:

The "Greatest deficit overcome" only applies when the player ends up winning the game.

Legend:

No. Number * Server



Match Results

Resultados da partida

MERRIEN Florian (FRA) 3-2 BRUCHLE Thomas (GER)

Game Summary		Match	Game 1	Game 2	Game 3	Game 4	Game 5
MERRIEN Florian	FRA	3	14	7	11	11	11
BRUCHLE Thomas	GER	2	12	11	8	13	5
Duration:		40min	7min	6min	6min	9min	6min

Match No.: 39 Table: 3

Umpires: da SILVA Ivam (BRA) SILVA Juvenal (BRA)

Player Statistics	MERRIEN Florian (FRA)						BRUCHLE Thomas (GER)					
	Game					Match	Game					Match
	1	2	3	4	5		1	2	3	4	5	
Points won	14	7	11	11	11	54	12	11	8	13	5	49
Biggest lead	3	1	3	4	6	6	1	4	2	2	1	4
Points won on own serve	6	2	5	6	5	24	5	3	4	7	2	21
Points lost on own serve	7	8	4	6	3	28	7	5	6	5	6	29
Most consecutive points won	4	2	4	4	4	4	4	3	2	5	1	5
Greatest deficit overcome	1	-	2	-	1	2	-	1	-	4	-	4
Handedness/Grip	Left/						Right/					

Game/Match Statistics	Game					Match
	1	2	3	4	5	
Longest rally (strokes)	15	19	11	11	14	19
Average rally	6	6	5	6	6	6

Game Progress

1	MERRIEN Florian (FRA)	0	*2	2	*3	4	*6	7	*7	8	*9	10	*10	11	*12	12	*13	14
	BRUCHLE Thomas (GER)	0	0	*2	3	*4	4	*5	7	*8	9	*10	11	*11	11	*12	12	12
2	MERRIEN Florian (FRA)	*0	1	*2	2	*3	4	*6	6	*7	7							
	BRUCHLE Thomas (GER)	0	*1	2	*4	5	*6	6	*8	9	11							
3	MERRIEN Florian (FRA)	0	*1	2	*3	3	*5	7	*8	9	*10	11						
	BRUCHLE Thomas (GER)	*0	1	*2	3	*5	5	*5	6	*7	8	8						
4	MERRIEN Florian (FRA)	*0	1	*1	3	*4	6	*7	8	*10	10	*10	10	*11	11	11	11	
	BRUCHLE Thomas (GER)	0	*1	3	*3	4	*4	5	*6	6	*8	10	*11	11	*12	13		
5	MERRIEN Florian (FRA)	0	*1	2	*4	6	*7	8	*10	11								
	BRUCHLE Thomas (GER)	*0	1	*2	2	*2	3	*4	4	5								

Note:

The "Greatest deficit overcome" only applies when the player ends up winning the game.

Legend:

No. Number * Server



Match Results

Resultados da partida

FENG Panfeng (CHN) 3-1 SCHMIDBERGER Thomas (GER)

Game Summary		Match	Game 1	Game 2	Game 3	Game 4	Game 5
FENG Panfeng	CHN	3	11	7	11	11	
SCHMIDBERGER Thomas	GER	1	5	11	9	8	
Duration:		27min	4min	5min	7min	6min	

Match No.: 40 Table: 1

Umpires: DUBEY Atul (IND) SEMENOVA Elena (RUS)

Player Statistics	FENG Panfeng (CHN)					Match	SCHMIDBERGER Thomas (GER)					Match
	Game						Game					
	1	2	3	4	5		1	2	3	4	5	
Points won	11	7	11	11		40	5	11	9	8		33
Biggest lead	6	2	2	3		6	-	4	2	4		4
Points won on own serve	4	4	6	5		19	1	5	5	3		14
Points lost on own serve	4	6	4	5		19	7	3	5	6		21
Most consecutive points won	5	2	4	5		5	2	4	2	4		4
Greatest deficit overcome	-	-	2	4		4	-	2	-	-		2
Handedness/Grip	Right/						Right/					

Game/Match Statistics	Game					Match
	1	2	3	4	5	
Longest rally (strokes)	14	18	21	22		22
Average rally	6	6	8	7		7

Game Progress

1	FENG Panfeng (CHN)	0	*2	3	*4	6	*8	8	*10	11		
	SCHMIDBERGER Thomas (GER)	*0	0	*1	2	*2	2	*4	4	5		
2	FENG Panfeng (CHN)	*0	1	*2	3	*5	6	*6	7	*7	7	
	SCHMIDBERGER Thomas (GER)	0	*1	2	*3	3	*4	6	*7	9	11	
3	FENG Panfeng (CHN)	0	*1	2	*3	4	*4	6	*7	7	*9	11
	SCHMIDBERGER Thomas (GER)	*0	1	*2	3	*4	6	*6	7	*9	9	9
4	FENG Panfeng (CHN)	*0	1	*1	1	*3	4	*5	6	*8	10	11
	SCHMIDBERGER Thomas (GER)	0	*1	3	*5	5	*6	7	*8	8	*8	8

Note:

The "Greatest deficit overcome" only applies when the player ends up winning the game.

Legend:

No. Number * Server



Player Statistics

Estatísticas dos atletas

As of SUN 11 SEP 2016

Players	NPC	Matches				Games				Match Duration	
		Played	Won	Lost	%Won	Played	Won	Lost	%Won	All	Average
ABU JAME' Asama Right Cl3	JOR	3	1	2	33%	12	4	8	33%	1h19min	26min
		Points Won				Points Lost					
		Total	Own Serve: 51		Most Consecutive: 6		Total	Own Serve: 57		Most Consecutive: 8	
		98	Opp. Serve: 47		GDO: 2		118	Opp. Serve: 61		GLL: 2	
ANDRADE de FREITAS Right Cl3	BRA	2	0	2	0%	6	0	6	0%	44min	22min
		Points Won				Points Lost					
		Total	Own Serve: 25		Most Consecutive: 4		Total	Own Serve: 33		Most Consecutive: 5	
		49	Opp. Serve: 24		GDO: 0		68	Opp. Serve: 35		GLL: 4	
BRUCHLE Thomas Right Cl3	GER	6	4	2	67%	26	15	11	58%	3h12min	32min
		Points Won				Points Lost					
		Total	Own Serve: 118		Most Consecutive: 6		Total	Own Serve: 123		Most Consecutive: 6	
		246	Opp. Serve: 128		GDO: 4		236	Opp. Serve: 113		GLL: 2	
COPOLA Gabriel Right Cl3	ARG	3	2	1	67%	10	7	3	70%	1h11min	24min
		Points Won				Points Lost					
		Total	Own Serve: 50		Most Consecutive: 5		Total	Own Serve: 38		Most Consecutive: 6	
		89	Opp. Serve: 39		GDO: 2		86	Opp. Serve: 48		GLL: 0	
FENG Panfeng Right Cl3	CHN	6	6	0	100%	21	18	3	86%	2h20min	23min
		Points Won				Points Lost					
		Total	Own Serve: 118		Most Consecutive: 11		Total	Own Serve: 64		Most Consecutive: 5	
		216	Opp. Serve: 98		GDO: 4		145	Opp. Serve: 81		GLL: 2	
GLINBANCHEUN Yuttajak Right Cl3	THA	3	1	2	33%	10	4	6	40%	1h4min	21min
		Points Won				Points Lost					
		Total	Own Serve: 46		Most Consecutive: 4		Total	Own Serve: 40		Most Consecutive: 6	
		82	Opp. Serve: 36		GDO: 1		92	Opp. Serve: 52		GLL: 2	
GUERTLER Jan Right Cl3	GER	4	2	2	50%	16	9	7	56%	1h29min	22min
		Points Won				Points Lost					
		Total	Own Serve: 83		Most Consecutive: 9		Total	Own Serve: 61		Most Consecutive: 11	
		150	Opp. Serve: 67		GDO: 3		139	Opp. Serve: 78		GLL: 3	



Player Statistics

Estatísticas dos atletas

As of SUN 11 SEP 2016

Players	NPC	Matches				Games				Match Duration	
		Played	Won	Lost	%Won	Played	Won	Lost	%Won	All	Average
JEYOUNG Youngjill	KOR	2	0	2	0%	9	3	6	33%	1h6min	33min
Right		Points Won				Points Lost					
CI3		Total	Own Serve: 38		Most Consecutive: 6		Total	Own Serve: 44		Most Consecutive: 6	
		79	Opp. Serve: 41		GDO: 2		88	Opp. Serve: 44		GLL: 3	
KIM Jeong Seok	KOR	Matches				Games				Match Duration	
Right		Played	Won	Lost	%Won	Played	Won	Lost	%Won	All	Average
CI3		3	1	2	33%	10	4	6	40%	1h17min	26min
		Points Won				Points Lost					
		Total	Own Serve: 50		Most Consecutive: 4		Total	Own Serve: 49		Most Consecutive: 4	
		91	Opp. Serve: 41		GDO: 4		102	Opp. Serve: 53		GLL: 2	
KNAF Welder	BRA	Matches				Games				Match Duration	
Right		Played	Won	Lost	%Won	Played	Won	Lost	%Won	All	Average
CI3		4	2	2	50%	15	8	7	53%	1h40min	25min
		Points Won				Points Lost					
		Total	Own Serve: 76		Most Consecutive: 8		Total	Own Serve: 52		Most Consecutive: 6	
		141	Opp. Serve: 65		GDO: 6		117	Opp. Serve: 65		GLL: 3	
KOLEOSHO Ahmed	NGR	Matches				Games				Match Duration	
Right		Played	Won	Lost	%Won	Played	Won	Lost	%Won	All	Average
CI3		2	0	2	0%	8	2	6	25%	42min	21min
		Points Won				Points Lost					
		Total	Own Serve: 31		Most Consecutive: 5		Total	Own Serve: 37		Most Consecutive: 9	
		57	Opp. Serve: 26		GDO: 1		80	Opp. Serve: 43		GLL: 2	
KRAMMINGER Egon	AUT	Matches				Games				Match Duration	
Right		Played	Won	Lost	%Won	Played	Won	Lost	%Won	All	Average
CI3		2	0	2	0%	6	0	6	0%	42min	21min
		Points Won				Points Lost					
		Total	Own Serve: 24		Most Consecutive: 5		Total	Own Serve: 28		Most Consecutive: 5	
		40	Opp. Serve: 16		GDO: 0		64	Opp. Serve: 36		GLL: 3	
LAOWONG Anurak	THA	Matches				Games				Match Duration	
Right		Played	Won	Lost	%Won	Played	Won	Lost	%Won	All	Average
CI3		3	1	2	33%	10	3	7	30%	1h11min	24min
		Points Won				Points Lost					
		Total	Own Serve: 41		Most Consecutive: 5		Total	Own Serve: 45		Most Consecutive: 6	
		77	Opp. Serve: 36		GDO: 1		99	Opp. Serve: 54		GLL: 1	
MAKSZIN Dacian	ROU	Matches				Games				Match Duration	
Left		Played	Won	Lost	%Won	Played	Won	Lost	%Won	All	Average
CI3		2	0	2	0%	7	1	6	14%	45min	23min
		Points Won				Points Lost					
		Total	Own Serve: 24		Most Consecutive: 5		Total	Own Serve: 35		Most Consecutive: 7	
		43	Opp. Serve: 19		GDO: 1		74	Opp. Serve: 39		GLL: 1	



Player Statistics

Estatísticas dos atletas

As of SUN 11 SEP 2016

Players	NPC	Matches				Games				Match Duration	
		Played	Won	Lost	%Won	Played	Won	Lost	%Won	All	Average
MERRIEN Florian	FRA	6	5	1	83%	25	17	8	68%	2h52min	29min
Left		Points Won				Points Lost					
CI3		Total	Own Serve:	144	Most Consecutive:	7	Total	Own Serve:	92	Most Consecutive:	9
		262	Opp. Serve:	118	GDO:	4	211	Opp. Serve:	119	GLL:	6
NALEPKA Maciej	POL	Matches				Games				Match Duration	
Right		Played	Won	Lost	%Won	Played	Won	Lost	%Won	All	Average
CI3		3	1	2	33%	11	3	8	27%	1h16min	25min
		Points Won				Points Lost					
		Total	Own Serve:	56	Most Consecutive:	8	Total	Own Serve:	49	Most Consecutive:	6
		95	Opp. Serve:	39	GDO:	6	115	Opp. Serve:	66	GLL:	2
OEHGREN Alexander	SWE	Matches				Games				Match Duration	
Right		Played	Won	Lost	%Won	Played	Won	Lost	%Won	All	Average
CI3		3	2	1	67%	12	6	6	50%	1h12min	24min
		Points Won				Points Lost					
		Total	Own Serve:	57	Most Consecutive:	7	Total	Own Serve:	49	Most Consecutive:	9
		111	Opp. Serve:	54	GDO:	2	103	Opp. Serve:	54	GLL:	2
PETRUNIV Vasyl	UKR	Matches				Games				Match Duration	
Right		Played	Won	Lost	%Won	Played	Won	Lost	%Won	All	Average
CI3		3	1	2	33%	14	7	7	50%	1h31min	30min
		Points Won				Points Lost					
		Total	Own Serve:	72	Most Consecutive:	9	Total	Own Serve:	60	Most Consecutive:	7
		129	Opp. Serve:	57	GDO:	6	133	Opp. Serve:	73	GLL:	4
RODRIGUEZ MARTINEZ	ESP	Matches				Games				Match Duration	
Right		Played	Won	Lost	%Won	Played	Won	Lost	%Won	All	Average
CI3		2	0	2	0%	9	3	6	33%	1h3min	32min
		Points Won				Points Lost					
		Total	Own Serve:	43	Most Consecutive:	5	Total	Own Serve:	46	Most Consecutive:	8
		75	Opp. Serve:	32	GDO:	2	101	Opp. Serve:	55	GLL:	6
SCHMIDBERGER Thomas	GER	Matches				Games				Match Duration	
Right		Played	Won	Lost	%Won	Played	Won	Lost	%Won	All	Average
CI3		6	5	1	83%	21	16	5	76%	2h7min	21min
		Points Won				Points Lost					
		Total	Own Serve:	115	Most Consecutive:	9	Total	Own Serve:	66	Most Consecutive:	5
		215	Opp. Serve:	100	GDO:	3	149	Opp. Serve:	83	GLL:	4
SJOQVIST Victor	SWE	Matches				Games				Match Duration	
Right		Played	Won	Lost	%Won	Played	Won	Lost	%Won	All	Average
CI3		2	0	2	0%	6	0	6	0%	32min	16min
		Points Won				Points Lost					
		Total	Own Serve:	9	Most Consecutive:	3	Total	Own Serve:	39	Most Consecutive:	9
		26	Opp. Serve:	17	GDO:	0	67	Opp. Serve:	28	GLL:	2



Player Statistics
Estatísticas dos atletas

As of SUN 11 SEP 2016

Players	NPC	Matches				Games				Match Duration	
		Played	Won	Lost	%Won	Played	Won	Lost	%Won	All	Average
YOSHIDA Shinichi	JPN	2	0	2	0%	7	1	6	14%	40min	20min
Right		Points Won				Points Lost					
Cl3		Total	Own Serve: 27		Most Consecutive: 4		Total	Own Serve: 39		Most Consecutive: 6	
		55	Opp. Serve: 28		GDO: 0		76	Opp. Serve: 37		GLL: 5	
ZHAI Xiang	CHN	Matches				Games				Match Duration	
Right		Played	Won	Lost	%Won	Played	Won	Lost	%Won	All	Average
Cl3		4	3	1	75%	16	11	5	69%	1h57min	29min
		Points Won				Points Lost					
		Total	Own Serve: 81		Most Consecutive: 9		Total	Own Serve: 59		Most Consecutive: 6	
		157	Opp. Serve: 76		GDO: 3		124	Opp. Serve: 65		GLL: 6	
ZHAO Ping	CHN	Matches				Games				Match Duration	
Right		Played	Won	Lost	%Won	Played	Won	Lost	%Won	All	Average
Cl3		4	3	1	75%	15	9	6	60%	1h34min	24min
		Points Won				Points Lost					
		Total	Own Serve: 85		Most Consecutive: 6		Total	Own Serve: 66		Most Consecutive: 6	
		152	Opp. Serve: 67		GDO: 5		148	Opp. Serve: 82		GLL: 3	

Note:

The "Greatest deficit overcome" only applies when the player ends up winning the game and "Greatest lead lost" only when losing.

Legend:

GDO Greatest deficit overcome **GLL** Greatest lead lost **Opp.** Opponent's



Tournament Statistics

Estatísticas do torneio

As of SUN 11 SEP 2016

Statistics	Preliminaries	Round 1	Quarterfinals	Semifinals	Finals	Total
Matches						
Total	24	8	4	2	2	40
Game Margin: 3:0	12 50%	4 50%	2 50%			18 45%
3:1	7 29%	3 38%	1 25%	1 50%	1 50%	13 33%
3:2	5 21%	1 13%	1 25%	1 50%	1 50%	9 23%
Invalid Results Mark						
Duration: Total	9h51min	3h7min	1h34min	1h4min	1h7min	16h43min
Longest	41min	36min	34min	33min	40min	41min
Shortest	15min	15min	19min	31min	27min	15min
Average	25min	23min	24min	32min	34min	25min
Games						
Total	89	29	15	9	9	151
Point Margin: 11						
10	1 1%		1 7%			2 1%
9	3 3%		1 7%			4 3%
8	6 7%	3 10%	1 7%	1 11%		11 7%
7	9 10%	2 7%	1 7%	1 11%		13 9%
6	6 7%	3 10%	2 13%	1 11%	2 22%	14 9%
5	12 13%	5 17%	1 7%			18 12%
4	14 16%	3 10%	2 13%	2 22%	2 22%	23 15%
3	10 11%	7 24%	2 13%	1 11%	2 22%	22 15%
2	28 31%	6 21%	4 27%	3 33%	3 33%	44 29%
Invalid Results Mark						
Duration: Total	8h9min	2h36min	1h17min	51min	56min	13h49min
Longest	10min	10min	8min	10min	9min	10min
Shortest	3min	4min	3min	4min	4min	3min
Average	5min	5min	5min	6min	6min	5min
Points						
Total	1630	524	263	164	176	2757
Per game	18.31	18.07	17.53	18.22	19.56	18.26
Most consecutive won	9	9	11	9	5	11
Greatest deficit overcome	6	6	2	3	4	6
Longest rally	36	36	42	32	22	42
Average rally	5	6	6	6	6	6

Note:

The "Greatest deficit overcome" only applies when the player ends up winning the game.



Entry List by Event

As of MON 5 SEP 2016

NPC	Name	Date of Birth	How Qualified	World Ranking
CHN - People's Republic of China	GUO Xingyuan	20 OCT 1988	QR	11
	ZHANG Yan	25 JUL 1967		6
EGY - Egypt	SALEH Sameh	17 MAR 1978	CQ	7
FRA - France	THOMAS Maxime	17 DEC 1983	CQ	4
ISR - Israel	SIADA Shay	25 JUN 1979	QR	17
KOR - Republic of Korea	CHOI Ilsang	15 JUL 1975	CQ	3
	KIM Jung-Gil	28 MAY 1986	QR	10
	KIM Young Gun	24 NOV 1984	QR	1
NGR - Nigeria	NICK Emmanuel	5 OCT 1979	QI	42
POL - Poland	LIS Rafal	20 MAR 1979	QR	13
	ZYLKA Krzysztof	10 DEC 1979		14
SLE - Sierra Leone	WYNDHAM George	23 MAR 1990	QI	36
SVK - Slovakia	MIHALIK Peter	30 SEP 1976	QR	12
THA - Thailand	CHAIWUT Wanchai	6 MAR 1989	QR	9
TUR - Turkey	OZTURK Abdullah	1 OCT 1989	QR	2
	TURAN Nesim	2 MAR 1992	QR	5
	VURAL Suleyman	19 NOV 1991	QR	19
VEN - Venezuela	GOMEZ Edson	19 SEP 1970	CQ	25

Note:

All changes are available in INFO.
(nnn) in 'How Qualified' represents the player's singles world ranking as of September 2016.

Legend:

CQ Continental Qualification **QI** Qualified by Invitation **QR** World Ranking



Draw
Sorteio

GROUP A

Rk	Name	NPC	KOR	SVK	POL	Match Points
1	KIM Young Gun	KOR		3:0 (12:10, 11:6, 13:11)	3:0 (W/O)	4
2	MIHALIK Peter	SVK	0:3 (10:12, 6:11, 11:13)		3:2 (11:8, 11:9, 6:11, 9:11, 11:8)	3
3	ZYLKA Krzysztof	POL	0:3 (w/o)	2:3 (8:11, 9:11, 11:6, 11:9, 8:11)		1

GROUP B

Rk	Name	NPC	TUR	CHN	ISR	Match Points
1	OZTURK Abdullah	TUR		3:1 (8:11, 11:4, 11:7, 16:14, :)	3:0 (11:2, 11:7, 11:8)	4
2	GUO Xingyuan	CHN	1:3 (11:8, 4:11, 7:11, 14:16, :)		3:0 (11:4, 11:7, 11:9)	3
3	SIADA Shay	ISR	0:3 (2:11, 7:11, 8:11)	0:3 (4:11, 7:11, 9:11)		2

GROUP C

Rk	Name	NPC	POL	KOR	TUR	Match Points
1	LIS Rafal	POL		3:2 (8:11, 11:8, 11:9, 11:13, 11:9)	3:0 (W/O)	4
2	CHOI Ilsang	KOR	2:3 (11:8, 8:11, 9:11, 13:11, 9:11)		3:0 (11:3, 11:6, 11:3)	3
3	VURAL Suleyman	TUR	0:3 (w/o)	0:3 (3:11, 6:11, 3:11)		1

GROUP D

Rk	Name	NPC	FRA	KOR	NGR	Match Points
1	THOMAS Maxime	FRA		3:1 (7:11, 11:6, 11:9, 11:5)	3:0 (11:2, 11:5, 11:8)	4
2	KIM Jung-Gil	KOR	1:3 (11:7, 6:11, 9:11, 5:11)		3:0 (11:5, 11:5, 11:5)	3
3	NICK Emmanuel Chinedu	NGR	0:3 (2:11, 5:11, 8:11)	0:3 (5:11, 5:11, 5:11)		2

GROUP E

Rk	Name	NPC	TUR	EGY	VEN	Match Points
1	TURAN Nesim	TUR		3:1 (5:11, 11:8, 11:4, 11:9)	3:0 (11:4, 11:6, 11:9)	4
2	SALEH Sameh	EGY	1:3 (11:5, 8:11, 4:11, 9:11)		3:2 (9:11, 11:9, 11:6, 11:13, 11:6)	3
3	GOMEZ Edson	VEN	0:3 (4:11, 6:11, 9:11)	2:3 (11:9, 9:11, 6:11, 13:11, 6:11)		2



Draw
Sorteio

GROUP F

Rk	Name	NPC	CHN	THA	SLE	Match Points
1	ZHANG Yan	CHN		3:2 (11:6, 8:11, 9:11, 11:7, 11:2)	3:1 (11:2, 11:6, 9:11, 11:5)	4
2	CHAIWUT Wanchai	THA	2:3 (6:11, 11:8, 11:9, 7:11, 2:11)		3:0 (11:2, 11:9, 11:9)	3
3	WYNDHAM George	SLE	1:3 (2:11, 6:11, 11:9, 5:11)	0:3 (2:11, 9:11, 9:11)		2

Qualification rule:

First and Second from each group will qualify for the Round 1.

Legend:

Rk Rank **w/o** Walkover (loser) **W/O** Walkover (winner)


Draw

Sorteio

QUALIFIED FROM GROUPS				
Group	Rk	Name	NPC	Match Points
A	1	KIM Young Gun	KOR	4
B	1	OZTURK Abdullah	TUR	4
C	1	LIS Rafal	POL	4
D	1	THOMAS Maxime	FRA	4
E	1	TURAN Nesim	TUR	4
F	1	ZHANG Yan	CHN	4
A	2	MIHALIK Peter	SVK	3
B	2	GUO Xingyuan	CHN	3
C	2	CHOI Ilsang	KOR	3
D	2	KIM Jung-Gil	KOR	3
E	2	SALEH Sameh	EGY	3
F	2	CHAIWUT Wanchai	THA	3

Round 1	NPC Code	Quarterfinals	Semifinals	Finals
KIM Young Gun	KOR			
BYE		KIM YG		
CHAIWUT Wanchai	THA		GUO Xingyuan 3-0 (11:5, 11:5, 11:5)	
GUO Xingyuan	CHN	GUO Xingyuan 3-1 (11:6, 11:4, 8:11, 11:5)		
TURAN Nesim	TUR			GUO Xingyuan 3-1 (8:11, 11:7, 11:8, 12:10)
KIM Jung-Gil	KOR	TURAN Nesim 3-1 (11:7, 11:13, 11:9, 11:7)		
BYE			TURAN Nesim 3-2 (12:10, 11:13, 9:11, 11:9, 11:2)	
LIS Rafal	POL	LIS R		
THOMAS Maxime	FRA			
BYE		THOMAS M		
MIHALIK Peter	SVK		THOMAS Maxime 3-1 (11:7, 11:6, 6:11, 11:8)	
ZHANG Yan	CHN	ZHANG Yan 3-0 (11:6, 11:2, 11:6)		
SALEH Sameh	EGY			OZTURK Abdullah 3-2 (10:12, 11:4, 7:11, 12:10, 11:8)
CHOI Ilsang	KOR	CHOI Ilsang 3-2 (11:5, 9:11, 11:8, 8:11, 11:8)		
BYE			OZTURK Abdullah 3-2 (8:11, 11:4, 11:13, 11:5, 11:9)	
OZTURK Abdullah	TUR	OZTURK A		
			TURAN Nesim	
			THOMAS Maxime	
			THOMAS Maxime	THOMAS Maxime FRA 3-0 (11:4, 11:9, 11:4)
				GOLD OZTURK Abdullah TUR 3-1 (10:12, 11:8, 11:4, 11:5)
				SILVER OZTURK Abdullah 3-2 (10:12, 11:4, 7:11, 12:10, 11:8)
				BRONZE THOMAS Maxime FRA 3-0 (11:4, 11:9, 11:4)
				GUO Xingyuan CHN



Match Results
Resultados da partida

KIM Young Gun (KOR) 3-0 W/O ZYLKA Krzysztof (POL)

Match No : SM41 Table : 5

Umpires : SEMENOVA Elena (RUS) MEIER Michael (USA)

Legend:
W/O Walkover



Match Results

Resultados da partida

OZTURK Abdullah (TUR) 3-0 SIADA Shay (ISR)

Game Summary		Match	Game 1	Game 2	Game 3	Game 4	Game 5
OZTURK Abdullah	TUR	3	11	11	11		
SIADA Shay	ISR	0	2	7	8		
Duration:		19min	4min	6min	7min		

Match No.: 2 Table: 3

Umpires: BOGREN Ingrid (SWE) WONG Jeffrey (CAN)

Player Statistics	OZTURK Abdullah (TUR)					Match	SIADA Shay (ISR)					Match
	Game						Game					
	1	2	3	4	5		1	2	3	4	5	
Points won	11	11	11			33	2	7	8			17
Biggest lead	9	4	3			9	-	2	4			4
Points won on own serve	5	7	6			18	1	4	4			9
Points lost on own serve	1	3	3			7	6	4	5			15
Most consecutive points won	4	5	7			7	1	2	5			5
Greatest deficit overcome	-	2	4			4	-	-	-			-
Handedness/Grip	Right/						Right/					

Game/Match Statistics	Game					Match
	1	2	3	4	5	
Longest rally (strokes)	13	15	23			23
Average rally	6	7	8			7

Game Progress

1	OZTURK Abdullah (TUR)	0	*2	3	*5	7	*8	10	11			
	SIADA Shay (ISR)	*0	0	*1	1	*1	2	*2	2			
2	OZTURK Abdullah (TUR)	*0	1	*1	3	*5	6	*7	8	*9	11	
	SIADA Shay (ISR)	0	*1	3	*3	3	*4	5	*6	7	7	
3	OZTURK Abdullah (TUR)	0	*0	2	*3	4	*4	4	*6	8	*10	11
	SIADA Shay (ISR)	0	2	*2	3	*4	6	*8	8	*8	8	8

Note:

The "Greatest deficit overcome" only applies when the player ends up winning the game.

Legend:

No. Number * Server



Match Results

Resultados da partida

CHOI Ilsang (KOR) 3-0 VURAL Suleyman (TUR)

Game Summary		Match	Game 1	Game 2	Game 3	Game 4	Game 5
CHOI Ilsang	KOR	3	11	11	11		
VURAL Suleyman	TUR	0	3	6	3		
Duration:		16min	4min	6min	4min		

Match No.: 3 Table: 1

Umpires: LARROZA Andres (PAR) RIVERO Ernesto (VEN)

Player Statistics	CHOI Ilsang (KOR)					Match	VURAL Suleyman (TUR)					Match
	Game						Game					
	1	2	3	4	5		1	2	3	4	5	
Points won	11	11	11			33	3	6	3			12
Biggest lead	8	5	8			8	1	2	-			2
Points won on own serve	5	6	5			16	2	3	2			7
Points lost on own serve	1	3	1			5	6	5	6			17
Most consecutive points won	8	5	4			8	2	3	2			3
Greatest deficit overcome	1	2	-			2	-	-	-			-
Handedness/Grip	Right/						Right/					

Game/Match Statistics	Game					Match
	1	2	3	4	5	
Longest rally (strokes)	8	11	17			17
Average rally	4	5	6			5

Game Progress

1	CHOI Ilsang (KOR)	0	*1	2	*3	5	*7	9	11		
	VURAL Suleyman (TUR)	*0	1	*2	3	*3	3	*3	3		
2	CHOI Ilsang (KOR)	*0	1	*2	2	*4	6	*6	8	*10	11
	VURAL Suleyman (TUR)	0	*1	2	*4	4	*4	6	*6	6	6
3	CHOI Ilsang (KOR)	0	*2	4	*5	7	*8	9	11		
	VURAL Suleyman (TUR)	*0	0	*0	1	*1	2	*3	3		

Note:

The "Greatest deficit overcome" only applies when the player ends up winning the game.

Legend:

No. Number * Server



Match Results

Resultados da partida

THOMAS Maxime (FRA) 3-0 NICK Emmanuel Chinedu (NGR)

Game Summary		Match	Game 1	Game 2	Game 3	Game 4	Game 5
THOMAS Maxime	FRA	3	11	11	11		
NICK Emmanuel Chinedu	NGR	0	2	5	8		
Duration:		14min	3min	4min	5min		

Match No.: 4 Table: 7

Umpires: ZAPATA Carlos (ESP) da SILVA Ivam (BRA)

Player Statistics	THOMAS Maxime (FRA)					Match	NICK Emmanuel Chinedu (NGR)					Match
	Game						Game					
	1	2	3	4	5		1	2	3	4	5	
Points won	11	11	11			33	2	5	8			15
Biggest lead	9	6	3			9	-	-	1			1
Points won on own serve	6	6	6			18	1	3	4			8
Points lost on own serve	1	2	4			7	5	5	5			15
Most consecutive points won	8	4	3			8	1	2	3			3
Greatest deficit overcome	-	-	1			1	-	-	-			-
Handedness/Grip	Right/						Right/					

Game/Match Statistics	Game					Match
	1	2	3	4	5	
Longest rally (strokes)	14	13	29			29
Average rally	5	6	7			6

Game Progress

1	THOMAS Maxime (FRA)	*0	2	*4	6	*8	9	*10	11			
	NICK Emmanuel Chinedu (NGR)	0	*0	0	*0	0	*1	2	2			
2	THOMAS Maxime (FRA)	0	*2	3	*5	7	*8	9	*9	11		
	NICK Emmanuel Chinedu (NGR)	*0	0	*1	1	*1	2	*3	5	5		
3	THOMAS Maxime (FRA)	*0	2	*3	4	*4	5	*6	7	*9	10	11
	NICK Emmanuel Chinedu (NGR)	0	*0	1	*2	4	*5	6	*7	7	*8	8

Note:

The "Greatest deficit overcome" only applies when the player ends up winning the game.

Legend:

No. Number * Server



Match Results

Resultados da partida

TURAN Nesim (TUR) 3-0 GOMEZ Edson (VEN)

Game Summary		Match	Game 1	Game 2	Game 3	Game 4	Game 5
TURAN Nesim	TUR	3	11	11	11		
GOMEZ Edson	VEN	0	4	6	9		
Duration:		17min	4min	5min	6min		

Match No.: 5 Table: 5

Umpires: GALVAO Luzia (BRA) DUBEY Atul (IND)

Player Statistics	TURAN Nesim (TUR)					Match	GOMEZ Edson (VEN)					Match
	Game						Game					
	1	2	3	4	5		1	2	3	4	5	
Points won	11	11	11			33	4	6	9			19
Biggest lead	7	5	2			7	1	1	4			4
Points won on own serve	6	6	6			18	3	3	5			11
Points lost on own serve	1	3	4			8	5	5	5			15
Most consecutive points won	7	3	4			7	1	2	3			3
Greatest deficit overcome	1	1	4			4	-	-	-			-
Handedness/Grip	Right/						Right/					

Game/Match Statistics	Game					Match
	1	2	3	4	5	
Longest rally (strokes)	9	10	11			11
Average rally	5	6	7			6

Game Progress

1	TURAN Nesim (TUR)	0	*1	3	*5	7	*8	9	*10	11		
	GOMEZ Edson (VEN)	*0	1	*1	1	*1	2	*3	4	4		
2	TURAN Nesim (TUR)	*0	1	*2	3	*4	6	*7	8	*10	11	
	GOMEZ Edson (VEN)	0	*1	2	*3	4	*4	5	*6	6	6	
3	TURAN Nesim (TUR)	0	*1	2	*2	3	*3	5	*7	8	*10	11
	GOMEZ Edson (VEN)	*0	1	*2	4	*5	7	*7	7	*8	8	9

Note:

The "Greatest deficit overcome" only applies when the player ends up winning the game.

Legend:

No. Number * Server



Match Results

Resultados da partida

ZHANG Yan (CHN) 3-1 WYNDHAM George (SLE)

Game Summary		Match	Game 1	Game 2	Game 3	Game 4	Game 5
ZHANG Yan	CHN	3	11	11	9	11	
WYNDHAM George	SLE	1	2	6	11	5	
Duration:		18min	2min	2min	3min	3min	

Match No.: 6 Table: 7

Umpires: BAUR Helton Luis (BRA) HIGASHIJIMA Masae (JPN)

Player Statistics	ZHANG Yan (CHN)					Match	WYNDHAM George (SLE)					Match
	Game						Game					
	1	2	3	4	5		1	2	3	4	5	
Points won	11	11	9	11		42	2	6	11	5		24
Biggest lead	9	5	5	6		9	-	1	2	2		2
Points won on own serve	7	6	3	5		21	2	4	5	2		13
Points lost on own serve	0	2	6	3		11	4	5	5	6		20
Most consecutive points won	5	4	4	8		8	1	2	5	2		5
Greatest deficit overcome	-	1	-	2		2	-	-	5	-		5
Handedness/Grip	Right/						Right/					

Game/Match Statistics	Game					Match
	1	2	3	4	5	
Longest rally (strokes)	11	12	10	16		16
Average rally	4	5	5	6		5

Game Progress

1	ZHANG Yan (CHN)	*0	2	*3	5	*6	8	*10	11			
	WYNDHAM George (SLE)	0	*0	1	*1	2	*2	2	2			
2	ZHANG Yan (CHN)	0	*2	3	*3	4	*5	7	*8	10	11	
	WYNDHAM George (SLE)	*0	0	*1	3	*4	5	*5	6	*6	6	
3	ZHANG Yan (CHN)	0	2	*3	4	*6	7	*8	8	*9	9	9
	WYNDHAM George (SLE)	0	*0	1	*2	2	*3	4	*6	7	*9	11
4	ZHANG Yan (CHN)	0	*1	1	*3	5	*7	9	*10	11		
	WYNDHAM George (SLE)	*0	1	*3	3	*3	3	*3	4	5		

Note:

The "Greatest deficit overcome" only applies when the player ends up winning the game.

Legend:

No. Number * Server



Match Results

Resultados da partida

KIM Young Gun (KOR) 3-0 MIHALIK Peter (SVK)

Game Summary		Match	Game 1	Game 2	Game 3	Game 4	Game 5
KIM Young Gun	KOR	3	12	11	13		
MIHALIK Peter	SVK	0	10	6	11		
Duration:		27min	7min	6min	9min		

Match No.: 7 Table: 7

Umpires: MEIER Michael (USA) KOH Christabel (SIN)

Player Statistics	KIM Young Gun (KOR)					Match	MIHALIK Peter (SVK)					Match
	Game						Game					
	1	2	3	4	5		1	2	3	4	5	
Points won	12	11	13			36	10	6	11			27
Biggest lead	5	5	2			5	-	-	6			6
Points won on own serve	6	5	7			18	5	3	6			14
Points lost on own serve	5	3	5			13	6	6	6			18
Most consecutive points won	5	5	4			5	4	2	6			6
Greatest deficit overcome	-	-	6			6	-	-	-			-
Handedness/Grip	Right/						Left/					

Game/Match Statistics	Game					Match
	1	2	3	4	5	
Longest rally (strokes)	53	29	24	43	0	53
Average rally	14	12	6	10	0	11

Game Progress

1	KIM Young Gun (KOR)	*0	1	*2	4	*6	7	*8	9	*9	9	*10	11	12		
	MIHALIK Peter (SVK)	0	*1	2	*2	2	*3	4	*5	7	*9	10	*10	10		
2	KIM Young Gun (KOR)	0	*2	2	*3	5	*5	7	*9	10	11					
	MIHALIK Peter (SVK)	*0	0	*2	3	*3	5	*5	5	*6	6					
3	KIM Young Gun (KOR)	*0	1	*1	1	*1	3	*5	6	*7	9	*10	10	*11	12	13
	MIHALIK Peter (SVK)	0	*1	3	*5	7	*7	7	*8	9	*9	10	*11	11	*11	11

Note:

The "Greatest deficit overcome" only applies when the player ends up winning the game.

Legend:

No. Number * Server



Match Results
Resultados da partida

OZTURK Abdullah (TUR) 3-1 GUO Xingyuan (CHN)

Game Summary		Match	Game 1	Game 2	Game 3	Game 4	Game 5
OZTURK Abdullah	TUR	3	8	11	11	16	
GUO Xingyuan	CHN	1	11	4	7	14	
Duration:		38min	7min	5min	6min	9min	

Match No.: 8 Table: 3

Umpires: WONG Jeffrey (CAN) CHUNG Li-Chuan (TPE)

Player Statistics	OZTURK Abdullah (TUR)						GUO Xingyuan (CHN)					
	Game					Match	Game					Match
	1	2	3	4	5		1	2	3	4	5	
Points won	8	11	11	16		46	11	4	7	14		36
Biggest lead	-	7	4	2	-	7	5	1	1	3	-	5
Points won on own serve	6	6	5	7	0	24	7	3	2	8	0	20
Points lost on own serve	4	1	5	5	0	15	2	5	6	5	0	18
Most consecutive points won	2	5	4	3	0	5	3	2	2	5	0	5
Greatest deficit overcome	-	1	1	3	-	3	-	-	-	-	-	-
Handedness/Grip	Right/						Left/					

Game/Match Statistics	Game					Match
	1	2	3	4	5	
Longest rally (strokes)	16	16	20	12	0	20
Average rally	6	6	6	5	0	6

Game Progress

1	OZTURK Abdullah (TUR)	*0	1	*1	2	*2	3	*4	5	*6	8	8						
	GUO Xingyuan (CHN)	0	*1	3	*4	6	*7	8	*9	10	*10	11						
2	OZTURK Abdullah (TUR)	0	*1	3	*4	5	*6	8	*10	11								
	GUO Xingyuan (CHN)	*0	1	*1	2	*3	4	*4	4	4								
3	OZTURK Abdullah (TUR)	*0	1	*2	3	*4	5	*7	7	*9	11							
	GUO Xingyuan (CHN)	0	*1	2	*3	4	*5	5	*7	7	7							
4	OZTURK Abdullah (TUR)	0	*0	2	*3	5	*6	6	*6	7	*9	10	*10	11	*12	12	*12	13
	GUO Xingyuan (CHN)	*0	2	*2	3	*3	4	*6	8	*9	9	*10	11	*11	11	*12	13	*13
		*13	14	*14	14													
		14	*14	15	16													

Note:

The "Greatest deficit overcome" only applies when the player ends up winning the game.

Legend:

No. Number * Server



Match Results

Resultados da partida

LIS Rafal (POL) 3-2 CHOI Ilsang (KOR)

Game Summary		Match	Game 1	Game 2	Game 3	Game 4	Game 5
LIS Rafal	POL	3	8	11	11	11	11
CHOI Ilsang	KOR	2	11	8	9	13	9
Duration:		43min	5min	6min	4min	8min	7min

Match No.: 9 Table: 5

Umpires: CLARO Bruno Augusto (BRA) da SILVA Ivam (BRA)

Player Statistics	LIS Rafal (POL)						CHOI Ilsang (KOR)					
	Game					Match	Game					Match
	1	2	3	4	5		1	2	3	4	5	
Points won	8	11	11	11	11	52	11	8	9	13	9	50
Biggest lead	1	4	3	5	2	5	3	-	1	2	2	3
Points won on own serve	3	7	6	6	6	28	4	6	5	7	5	27
Points lost on own serve	7	2	4	6	4	23	5	4	5	5	5	24
Most consecutive points won	2	4	3	5	4	5	4	3	4	4	4	4
Greatest deficit overcome	-	-	1	-	2	2	1	-	-	5	-	5
Handedness/Grip	Right/						Right/					

Game/Match Statistics	Game					Match
	1	2	3	4	5	
Longest rally (strokes)	12	13	7	6	12	13
Average rally	4	6	4	4	4	4

Game Progress

1	LIS Rafal (POL)	*0	0	*1	2	*3	4	*6	7	*8	8	8				
	CHOI Ilsang (KOR)	0	*2	3	*4	5	*6	6	*7	8	*10	11				
2	LIS Rafal (POL)	0	*2	4	*4	5	*5	7	*7	8	*10	11				
	CHOI Ilsang (KOR)	*0	0	*0	2	*3	5	*5	7	*8	8	8				
3	LIS Rafal (POL)	*0	1	*2	4	*5	6	*6	7	*8	9	11				
	CHOI Ilsang (KOR)	0	*1	2	*2	3	*4	6	*7	8	*9	9				
4	LIS Rafal (POL)	0	*2	4	*5	6	*7	7	*7	8	*9	10	*10	11	*11	11
	CHOI Ilsang (KOR)	*0	0	*0	1	*2	3	*5	7	*8	9	*10	11	*11	12	13
5	LIS Rafal (POL)	*0	1	*2	3	*4	6	*6	6	*7	9	11				
	CHOI Ilsang (KOR)	0	*1	2	*3	4	*4	6	*8	9	*9	9				

Note:

The "Greatest deficit overcome" only applies when the player ends up winning the game.

Legend:

No. Number * Server



Match Results

Resultados da partida

THOMAS Maxime (FRA) 3-1 KIM Jung-Gil (KOR)

Game Summary		Match	Game 1	Game 2	Game 3	Game 4	Game 5
THOMAS Maxime	FRA	3	7	11	11	11	
KIM Jung-Gil	KOR	1	11	6	9	5	
Duration:		33min	5min	7min	7min	6min	

Match No.: 10 Table: 1

Umpires: MIRANDA Barjonas (BRA) MONTES Marlos (BRA)

Player Statistics	THOMAS Maxime (FRA)					Match	KIM Jung-Gil (KOR)					Match
	Game						Game					
	1	2	3	4	5		1	2	3	4	5	
Points won	7	11	11	11		40	11	6	9	5		31
Biggest lead	-	6	5	6		6	7	-	2	-		7
Points won on own serve	3	5	5	6		19	6	2	4	3		15
Points lost on own serve	5	4	5	2		16	4	6	6	5		21
Most consecutive points won	4	4	5	5		5	5	2	6	2		6
Greatest deficit overcome	-	-	2	-		2	-	-	-	-		-
Handedness/Grip	Right/						Right/					

Game/Match Statistics	Game					Match
	1	2	3	4	5	
Longest rally (strokes)	11	42	33	9		42
Average rally	5	10	7	4		7

Game Progress

1	THOMAS Maxime (FRA)	0	*1	1	*1	2	*3	3	*4	6	7	
	KIM Jung-Gil (KOR)	*0	1	*3	5	*6	7	*9	10	*10	11	
2	THOMAS Maxime (FRA)	*0	1	*3	5	*6	7	*9	9	*10	11	
	KIM Jung-Gil (KOR)	0	*1	1	*1	2	*3	3	*5	6	6	
3	THOMAS Maxime (FRA)	0	*1	3	*5	6	*6	6	*7	7	*9	11
	KIM Jung-Gil (KOR)	*0	1	*1	1	*2	4	*6	7	*9	9	9
4	THOMAS Maxime (FRA)	*0	2	*2	3	*5	6	*7	9	11		
	KIM Jung-Gil (KOR)	0	*0	2	*3	3	*4	5	*5	5		

Note:

The "Greatest deficit overcome" only applies when the player ends up winning the game.

Legend:

No. Number * Server



Match Results

Resultados da partida

TURAN Nesim (TUR) 3-1 SALEH Sameh (EGY)

Game Summary		Match	Game 1	Game 2	Game 3	Game 4	Game 5
TURAN Nesim	TUR	3	5	11	11	11	
SALEH Sameh	EGY	1	11	8	4	9	
Duration:		33min	6min	7min	6min	10min	

Match No.: 11 Table: 5

Umpires: BARROS Mario Paz (BRA) BOUDJEHEM Abdellah (ALG)

Player Statistics	TURAN Nesim (TUR)					Match	SALEH Sameh (EGY)					Match
	Game						Game					
	1	2	3	4	5		1	2	3	4	5	
Points won	5	11	11	11		38	11	8	4	9		32
Biggest lead	-	3	7	2		7	6	1	2	2		6
Points won on own serve	2	6	4	4		16	5	5	0	3		13
Points lost on own serve	6	3	4	6		19	3	5	7	7		22
Most consecutive points won	2	4	6	3		6	5	3	2	3		5
Greatest deficit overcome	-	1	2	2		2	-	-	-	-		-
Handedness/Grip	Right/						Right/					

Game/Match Statistics	Game					Match
	1	2	3	4	5	
Longest rally (strokes)	20	33	47	78		78
Average rally	10	10	14	20		14

Game Progress

1	TURAN Nesim (TUR)	*0	1	*1	1	*2	2	*4	5	5		
	SALEH Sameh (EGY)	0	*1	3	*5	6	*8	8	*9	11		
2	TURAN Nesim (TUR)	0	*1	2	*3	5	*5	6	*8	9	*10	11
	SALEH Sameh (EGY)	*0	1	*2	3	*3	5	*6	6	*7	8	8
3	TURAN Nesim (TUR)	*0	0	*2	3	*5	6	*8	10	11		
	SALEH Sameh (EGY)	0	*2	2	*3	3	*4	4	*4	4		
4	TURAN Nesim (TUR)	0	*1	1	*2	3	*5	6	*7	8	*10	11
	SALEH Sameh (EGY)	*0	1	*3	4	*5	5	*6	7	*8	8	9

Note:

The "Greatest deficit overcome" only applies when the player ends up winning the game.

Legend:

No. Number * Server



Match Results

Resultados da partida

ZHANG Yan (CHN) 3-2 CHAIWUT Wanchai (THA)

Game Summary		Match	Game 1	Game 2	Game 3	Game 4	Game 5
ZHANG Yan	CHN	3	11	8	9	11	11
CHAIWUT Wanchai	THA	2	6	11	11	7	2
Duration:		35min	4min	7min	7min	6min	5min

Match No.: 12 Table: 3

Umpires: MANCINI Marco (BRA) RAGAB Elsayed (EGY)

Player Statistics	ZHANG Yan (CHN)						CHAIWUT Wanchai (THA)					
	Game					Match	Game					Match
	1	2	3	4	5		1	2	3	4	5	
Points won	11	8	9	11	11	50	6	11	11	7	2	37
Biggest lead	5	-	-	4	9	9	1	5	4	2	1	5
Points won on own serve	5	4	7	5	5	26	2	6	8	4	0	20
Points lost on own serve	4	5	3	3	1	16	6	4	2	6	6	24
Most consecutive points won	5	4	3	5	7	7	2	3	3	4	1	4
Greatest deficit overcome	1	-	-	2	1	2	-	-	-	-	-	-
Handedness/Grip	Right/						Right/					

Game/Match Statistics	Game					Match
	1	2	3	4	5	
Longest rally (strokes)	8	22	15	11	15	22
Average rally	5	9	7	6	7	7

Game Progress

1	ZHANG Yan (CHN)	*0	1	*3	5	*6	6	*8	9	*10	11	
	CHAIWUT Wanchai (THA)	0	*1	1	*1	2	*4	4	*5	6	6	
2	ZHANG Yan (CHN)	0	*0	1	*1	2	*3	4	*6	7	*8	8
	CHAIWUT Wanchai (THA)	*0	2	*3	5	*6	7	*8	8	*9	10	11
3	ZHANG Yan (CHN)	*0	1	*1	3	*4	5	*5	6	*6	8	9
	CHAIWUT Wanchai (THA)	0	*1	3	*3	4	*5	7	*8	10	*10	11
4	ZHANG Yan (CHN)	0	*2	3	*4	4	*4	6	*7	9	11	
	CHAIWUT Wanchai (THA)	*0	0	*1	2	*4	6	*6	7	*7	7	
5	ZHANG Yan (CHN)	0	1	*3	5	*7	8	*10	11			
	CHAIWUT Wanchai (THA)	0	*1	1	*1	1	*2	2	2			

Note:

The "Greatest deficit overcome" only applies when the player ends up winning the game.

Legend:

No. Number * Server



Match Results

Resultados da partida

MIHALIK Peter (SVK) 3-2 ZYLKA Krzysztof (POL)

Game Summary		Match	Game 1	Game 2	Game 3	Game 4	Game 5
MIHALIK Peter	SVK	3	11	11	6	9	11
ZYLKA Krzysztof	POL	2	8	9	11	11	8
Duration:		42min	5min	4min	4min	13min	5min

Match No.: 13 Table: 5

Umpires: BOTH Flavio (BRA) dos SANTOS Danilo (BRA)

Player Statistics	MIHALIK Peter (SVK)						ZYLKA Krzysztof (POL)					
	Game					Match	Game					Match
	1	2	3	4	5		1	2	3	4	5	
Points won	11	11	6	9	11	48	8	9	11	11	8	47
Biggest lead	3	5	1	5	3	5	4	-	5	2	2	5
Points won on own serve	7	7	4	5	7	30	6	6	7	7	6	32
Points lost on own serve	2	3	4	4	2	15	4	4	2	3	4	17
Most consecutive points won	5	4	3	3	4	5	3	4	4	6	2	6
Greatest deficit overcome	4	-	-	-	2	4	-	-	1	5	-	5
Handedness/Grip	Left/						Right/					

Game/Match Statistics	Game					Match
	1	2	3	4	5	
Longest rally (strokes)	15	13	8	9	13	15
Average rally	5	4	4	4	4	4

Game Progress

1	MIHALIK Peter (SVK)	0	*0	1	*1	3	*4	6	*8	9	*10	11
	ZYLKA Krzysztof (POL)	*0	2	*3	5	*5	6	*6	6	*7	8	8
2	MIHALIK Peter (SVK)	*0	2	*3	4	*4	6	*7	9	*10	10	11
	ZYLKA Krzysztof (POL)	0	*0	1	*2	4	*4	5	*5	6	*8	9
3	MIHALIK Peter (SVK)	0	*1	1	*2	4	*4	5	*5	6	6	
	ZYLKA Krzysztof (POL)	*0	1	*3	4	*4	6	*7	9	*10	11	
4	MIHALIK Peter (SVK)	0	2	*3	5	*6	7	*7	7	*8	9	9
	ZYLKA Krzysztof (POL)	0	*0	1	*1	2	*3	5	*7	8	*9	11
5	MIHALIK Peter (SVK)	0	*0	2	*3	4	*5	7	*8	9	*10	11
	ZYLKA Krzysztof (POL)	*0	2	*2	3	*4	5	*5	6	*7	8	8

Note:

The "Greatest deficit overcome" only applies when the player ends up winning the game.

Legend:

No. Number * Server



Match Results

Resultados da partida

GUO Xingyuan (CHN) 3-0 SIADA Shay (ISR)

Game Summary		Match	Game 1	Game 2	Game 3	Game 4	Game 5
GUO Xingyuan	CHN	3	11	11	11		
SIADA Shay	ISR	0	4	7	9		
Duration:		18min	4min	5min	7min		

Match No.: 14 Table: 7

Umpires: da SILVA Ivam (BRA) CLARO Bruno Augusto (BRA)

Player Statistics	GUO Xingyuan (CHN)					Match	SIADA Shay (ISR)					Match
	Game						Game					
	1	2	3	4	5		1	2	3	4	5	
Points won	11	11	11			33	4	7	9			20
Biggest lead	7	4	2			7	-	2	2			2
Points won on own serve	7	8	7			22	4	5	5			14
Points lost on own serve	0	2	3			5	4	3	4			11
Most consecutive points won	7	3	3			7	2	2	2			2
Greatest deficit overcome	-	2	2			2	-	-	-			-
Handedness/Grip	Left/						Right/					

Game/Match Statistics	Game					Match
	1	2	3	4	5	
Longest rally (strokes)	11	11	12			12
Average rally	5	5	5			5

Game Progress

1	GUO Xingyuan (CHN)	0	*1	3	*3	5	*7	9	*10	11		
	SIADA Shay (ISR)	*0	1	*1	3	*3	3	*3	4	4		
2	GUO Xingyuan (CHN)	*0	1	*1	3	*4	5	*6	8	*9	11	
	SIADA Shay (ISR)	0	*1	3	*3	4	*5	6	*6	7	7	
3	GUO Xingyuan (CHN)	0	*0	2	*3	4	*5	6	*7	8	*9	11
	SIADA Shay (ISR)	0	2	*2	3	*4	5	*6	7	*8	9	9

Note:

The "Greatest deficit overcome" only applies when the player ends up winning the game.

Legend:

No. Number * Server



Match Results
Resultados da partida

LIS Rafal (POL) 3-0 W/O VURAL Suleyman (TUR)

Match No : SM415 Table : 1

Umpires : KIM Kyunghee (KOR) HOPKINS Alan Leslie (AUS)

Legend:
W/O Walkover



Match Results

Resultados da partida

KIM Jung-Gil (KOR) 3-0 NICK Emmanuel Chinedu (NGR)

Game Summary		Match	Game 1	Game 2	Game 3	Game 4	Game 5
KIM Jung-Gil	KOR	3	11	11	11		
NICK Emmanuel Chinedu	NGR	0	5	5	5		
Duration:		15min	4min	4min	4min		

Match No.: 16 Table: 3

Umpires: TSE Mei Lan (HKG) MATOS Ravi (BRA)

Player Statistics	KIM Jung-Gil (KOR)					Match	NICK Emmanuel Chinedu (NGR)					Match
	Game						Game					
	1	2	3	4	5		1	2	3	4	5	
Points won	11	11	11			33	5	5	5			15
Biggest lead	6	6	6			6	2	1	-			2
Points won on own serve	6	6	5			17	3	3	2			8
Points lost on own serve	2	2	3			7	5	5	6			16
Most consecutive points won	8	5	3			8	3	1	1			3
Greatest deficit overcome	2	1	-			2	-	-	-			-
Handedness/Grip	Right/						Right/					

Game/Match Statistics	Game					Match
	1	2	3	4	5	
Longest rally (strokes)	13	14	20			20
Average rally	8	7	7			7

Game Progress

1	KIM Jung-Gil (KOR)	0	*1	2	*2	3	*5	7	*9	11
	NICK Emmanuel Chinedu (NGR)	*0	1	*2	4	*5	5	*5	5	5
2	KIM Jung-Gil (KOR)	*0	1	*2	3	*4	6	*7	9	11
	NICK Emmanuel Chinedu (NGR)	0	*1	2	*3	4	*4	5	*5	5
3	KIM Jung-Gil (KOR)	0	*2	3	*5	6	*7	8	*9	11
	NICK Emmanuel Chinedu (NGR)	*0	0	*1	1	*2	3	*4	5	5

Note:

The "Greatest deficit overcome" only applies when the player ends up winning the game.

Legend:

No. Number * Server



Match Results

Resultados da partida

SALEH Sameh (EGY) 3-2 GOMEZ Edson (VEN)

Game Summary		Match	Game 1	Game 2	Game 3	Game 4	Game 5
SALEH Sameh	EGY	3	9	11	11	11	11
GOMEZ Edson	VEN	2	11	9	6	13	6
Duration:		38min	7min	6min	5min	7min	6min

Match No.: 17 Table: 5

Umpires: DUBEY Atul (IND) GALVAO Luzia (BRA)

Player Statistics	SALEH Sameh (EGY)						GOMEZ Edson (VEN)					
	Game					Match	Game					Match
	1	2	3	4	5		1	2	3	4	5	
Points won	9	11	11	11	11	53	11	9	6	13	6	45
Biggest lead	-	2	5	2	5	5	7	4	2	2	-	7
Points won on own serve	5	6	5	6	6	28	6	5	2	7	3	23
Points lost on own serve	5	4	4	6	3	22	4	5	6	5	5	25
Most consecutive points won	6	4	6	4	4	6	6	4	3	3	2	6
Greatest deficit overcome	-	4	2	-	-	4	-	-	-	2	-	2
Handedness/Grip	Right/						Right/					

Game/Match Statistics	Game					Match
	1	2	3	4	5	
Longest rally (strokes)	20	26	17	34	33	34
Average rally	8	9	6	8	9	8

Game Progress

1	SALEH Sameh (EGY)	*0	0	*1	1	*1	2	*3	5	*7	9	9				
	GOMEZ Edson (VEN)	0	*2	3	*5	7	*8	9	*9	9	*9	11				
2	SALEH Sameh (EGY)	0	*0	0	*2	3	*3	4	*6	8	*9	11				
	GOMEZ Edson (VEN)	*0	2	*4	4	*5	7	*8	8	*8	9	9				
3	SALEH Sameh (EGY)	*0	0	*2	4	*6	6	*7	9	*10	11					
	GOMEZ Edson (VEN)	0	*2	2	*2	2	*4	5	*5	6	6					
4	SALEH Sameh (EGY)	0	*1	1	*3	5	*5	6	*7	8	*9	10	*10	11	*11	11
	GOMEZ Edson (VEN)	*0	1	*3	3	*3	5	*6	7	*8	9	*10	11	*11	12	13
5	SALEH Sameh (EGY)	*0	1	*3	5	*5	6	*8	9	*10	11					
	GOMEZ Edson (VEN)	0	*1	1	*1	3	*4	4	*5	6	6					

Note:

The "Greatest deficit overcome" only applies when the player ends up winning the game.

Legend:

No. Number * Server



Match Results

Resultados da partida

CHAIWUT Wanchai (THA) 3-0 WYNDHAM George (SLE)

Game Summary		Match	Game 1	Game 2	Game 3	Game 4	Game 5
CHAIWUT Wanchai	THA	3	11	11	11		
WYNDHAM George	SLE	0	2	9	9		
Duration:		13min	3min	5min	5min		

Match No.: 18 Table: 7

Umpires: HIGASHIJIMA Masae (JPN) SCARR Valerie (NZL)

Player Statistics	CHAIWUT Wanchai (THA)					Match	WYNDHAM George (SLE)					Match
	Game						Game					
	1	2	3	4	5		1	2	3	4	5	
Points won	11	11	11			33	2	9	9			20
Biggest lead	9	5	6			9	-	-	-			-
Points won on own serve	5	4	4			13	0	3	4			7
Points lost on own serve	2	6	5			13	6	7	6			19
Most consecutive points won	7	4	3			7	2	2	4			4
Greatest deficit overcome	-	-	-			-	-	-	-			-
Handedness/Grip	Right/						Right/					

Game/Match Statistics	Game					Match
	1	2	3	4	5	
Longest rally (strokes)	7	12	24			24
Average rally	5	6	8			6

Game Progress

1	CHAIWUT Wanchai (THA)	*0	2	*4	4	*6	8	*10	11			
	WYNDHAM George (SLE)	0	*0	0	*2	2	*2	2	2			
2	CHAIWUT Wanchai (THA)	0	*2	3	*4	5	*7	8	*9	9	*10	11
	WYNDHAM George (SLE)	*0	0	*1	2	*3	3	*4	5	*7	8	9
3	CHAIWUT Wanchai (THA)	0	2	*3	5	*6	7	*9	9	*10	10	11
	WYNDHAM George (SLE)	0	*0	1	*1	2	*3	3	*5	6	*8	9

Note:

The "Greatest deficit overcome" only applies when the player ends up winning the game.

Legend:

No. Number * Server



Match Results

Resultados da partida

ZHANG Yan (CHN) 3-0 MIHALIK Peter (SVK)

Game Summary		Match	Game 1	Game 2	Game 3	Game 4	Game 5
ZHANG Yan	CHN	3	11	11	11		
MIHALIK Peter	SVK	0	6	2	6		
Duration:		17min	5min	3min	6min		

Match No.: 20 Table: 5

Umpires: VARENGOT Yannick (FRA) MIRANDA Barjonas (BRA)

Player Statistics	ZHANG Yan (CHN)					Match	MIHALIK Peter (SVK)					Match
	Game						Game					
	1	2	3	4	5		1	2	3	4	5	
Points won	11	11	11			33	6	2	6			14
Biggest lead	5	9	5			9	-	-	2			2
Points won on own serve	5	5	6			16	2	1	4			7
Points lost on own serve	4	1	2			7	6	6	4			16
Most consecutive points won	3	9	5			9	2	2	3			3
Greatest deficit overcome	-	-	2			2	-	-	-			-
Handedness/Grip	Right/						Left/					

Game/Match Statistics	Game					Match
	1	2	3	4	5	
Longest rally (strokes)	10	5	19			19
Average rally	5	3	7			5

Game Progress

1	ZHANG Yan (CHN)	*0	1	*3	4	*6	7	*8	9	*10	11
	MIHALIK Peter (SVK)	0	*1	1	*2	2	*3	4	*5	6	6
2	ZHANG Yan (CHN)	0	*2	4	*6	8	*9	10	11		
	MIHALIK Peter (SVK)	*0	0	*0	0	*0	1	*2	2		
3	ZHANG Yan (CHN)	0	1	*1	3	*4	5	*7	9	*10	11
	MIHALIK Peter (SVK)	0	*1	3	*3	4	*5	5	*5	6	6

Note:

The "Greatest deficit overcome" only applies when the player ends up winning the game.

Legend:

No. Number * Server



Match Results

Resultados da partida

CHOI Ilsang (KOR) 3-2 SALEH Sameh (EGY)

Game Summary		Match	Game 1	Game 2	Game 3	Game 4	Game 5
CHOI Ilsang	KOR	3	11	9	11	8	11
SALEH Sameh	EGY	2	5	11	8	11	8
Duration:		50min	6min	9min	8min	8min	9min

Match No.: 21 Table: 7

Umpires: BOGREN Ingrid (SWE) ARINYE Cecilia Dora (NGR)

Player Statistics	CHOI Ilsang (KOR)						SALEH Sameh (EGY)					
	Game					Match	Game					Match
	1	2	3	4	5		1	2	3	4	5	
Points won	11	9	11	8	11	50	5	11	8	11	8	43
Biggest lead	6	2	3	2	3	6	-	2	2	3	-	3
Points won on own serve	6	3	8	6	4	27	3	4	6	7	3	23
Points lost on own serve	2	7	1	4	5	19	5	6	3	2	7	23
Most consecutive points won	3	2	4	3	2	4	2	3	3	4	3	4
Greatest deficit overcome	-	-	2	-	-	2	-	2	-	2	-	2
Handedness/Grip	Right/						Right/					

Game/Match Statistics	Game					Match
	1	2	3	4	5	
Longest rally (strokes)	21	20	17	21	42	42
Average rally	8	9	8	8	11	9

Game Progress

1	CHOI Ilsang (KOR)	0	*2	3	*5	6	*6	8	*9	11		
	SALEH Sameh (EGY)	*0	0	*1	1	*2	4	*4	5	5		
2	CHOI Ilsang (KOR)	*0	2	*3	3	*5	5	*6	6	*8	9	9
	SALEH Sameh (EGY)	0	*0	1	*3	3	*5	6	*8	8	*9	11
3	CHOI Ilsang (KOR)	0	*0	2	*3	5	*5	7	*7	8	*10	11
	SALEH Sameh (EGY)	0	2	*2	3	*3	5	*5	7	*8	8	8
4	CHOI Ilsang (KOR)	*0	2	*2	3	*4	6	*7	7	*7	8	8
	SALEH Sameh (EGY)	0	*0	2	*3	4	*4	5	*7	9	*10	11
5	CHOI Ilsang (KOR)	0	*2	3	*4	4	*6	7	*8	9	*10	11
	SALEH Sameh (EGY)	*0	0	*1	2	*4	4	*5	6	*7	8	8

Note:

The "Greatest deficit overcome" only applies when the player ends up winning the game.

Legend:

No. Number * Server



Match Results

Resultados da partida

GUO Xingyuan (CHN) 3-1 CHAIWUT Wanchai (THA)

Game Summary		Match	Game 1	Game 2	Game 3	Game 4	Game 5
GUO Xingyuan	CHN	3	11	11	8	11	
CHAIWUT Wanchai	THA	1	6	4	11	5	
Duration:		25min	5min	4min	5min	5min	

Match No.: 24 Table: 1

Umpires: WONG Jeffrey (CAN) DUBEY Atul (IND)

Player Statistics	GUO Xingyuan (CHN)					Match	CHAIWUT Wanchai (THA)					Match
	Game						Game					
	1	2	3	4	5		1	2	3	4	5	
Points won	11	11	8	11		41	6	4	11	5		26
Biggest lead	5	7	2	6		7	-	-	3	-		3
Points won on own serve	6	5	5	6		22	4	1	7	4		16
Points lost on own serve	2	3	4	1		10	5	6	3	4		18
Most consecutive points won	5	6	3	4		6	2	1	3	2		3
Greatest deficit overcome	-	-	-	-		-	-	-	2	-		2
Handedness/Grip	Left/						Right/					

Game/Match Statistics	Game					Match
	1	2	3	4	5	
Longest rally (strokes)	18	9	16	18		18
Average rally	6	4	5	7		6

Game Progress

1	GUO Xingyuan (CHN)	0	*1	3	*3	5	*7	8	*9	10	11	
	CHAIWUT Wanchai (THA)	*0	1	*1	3	*3	3	*4	5	*6	6	
2	GUO Xingyuan (CHN)	*0	1	*3	5	*7	8	*9	10	11		
	CHAIWUT Wanchai (THA)	0	*1	1	*1	1	*2	3	*4	4		
3	GUO Xingyuan (CHN)	0	*1	2	*4	5	*5	6	*6	8	*8	8
	CHAIWUT Wanchai (THA)	*0	1	*2	2	*3	5	*6	8	*8	10	11
4	GUO Xingyuan (CHN)	0	1	*3	5	*5	7	*8	10	11		
	CHAIWUT Wanchai (THA)	0	*1	1	*1	3	*3	4	*4	5		

Note:

The "Greatest deficit overcome" only applies when the player ends up winning the game.

Legend:

No. Number * Server



Match Results

Resultados da partida

TURAN Nesim (TUR) 3-1 KIM Jung-Gil (KOR)

Game Summary		Match	Game 1	Game 2	Game 3	Game 4	Game 5
TURAN Nesim	TUR	3	11	11	11	11	
KIM Jung-Gil	KOR	1	7	13	9	7	
Duration:		38min	7min	10min	8min	7min	

Match No.: 25 Table: 3

Umpires: MUCHA Heike (GER) CLARO Bruno Augusto (BRA)

Player Statistics	TURAN Nesim (TUR)					Match	KIM Jung-Gil (KOR)					Match
	Game						Game					
	1	2	3	4	5		1	2	3	4	5	
Points won	11	11	11	11		44	7	13	9	7		36
Biggest lead	4	1	2	4		4	-	2	3	2		3
Points won on own serve	4	5	7	8		24	3	6	5	5		19
Points lost on own serve	4	7	3	2		16	7	6	4	3		20
Most consecutive points won	4	2	4	6		6	3	2	4	3		4
Greatest deficit overcome	-	-	3	2		3	-	1	-	-		1
Handedness/Grip	Right/						Right/					

Game/Match Statistics	Game					Match
	1	2	3	4	5	
Longest rally (strokes)	53	75	62	39		75
Average rally	13	15	13	13		13

Game Progress

1	TURAN Nesim (TUR)	0	*2	4	*4	5	*6	7	*9	9	11					
	KIM Jung-Gil (KOR)	*0	0	*0	2	*3	4	*5	5	*7	7					
2	TURAN Nesim (TUR)	*0	1	*2	3	*4	5	*6	7	*8	9	*10	10	*11	11	11
	KIM Jung-Gil (KOR)	0	*1	2	*3	4	*5	6	*7	8	*9	10	*11	11	*12	13
3	TURAN Nesim (TUR)	0	*0	1	*3	4	*4	5	*6	8	*9	11				
	KIM Jung-Gil (KOR)	0	2	*3	3	*4	6	*7	8	*8	9	9				
4	TURAN Nesim (TUR)	*0	1	*1	2	*3	5	*5	7	*9	11					
	KIM Jung-Gil (KOR)	0	*1	3	*4	5	*5	7	*7	7	7					

Note:

The "Greatest deficit overcome" only applies when the player ends up winning the game.

Legend:

No. Number * Server



Match Results

Resultados da partida

GUO Xingyuan (CHN) 3-0 KIM Young Gun (KOR)

Game Summary		Match	Game 1	Game 2	Game 3	Game 4	Game 5
GUO Xingyuan	CHN	3	11	11	11		
KIM Young Gun	KOR	0	5	5	5		
Duration:		21min	5min	6min	7min		

Match No.: 27 Table: 5

Umpires: da SILVA Ivam (BRA) SILVA Juvenal (BRA)

Player Statistics	GUO Xingyuan (CHN)					Match	KIM Young Gun (KOR)					Match
	Game						Game					
	1	2	3	4	5		1	2	3	4	5	
Points won	11	11	11			33	5	5	5			15
Biggest lead	7	6	6			7	-	-	-			-
Points won on own serve	5	5	4			14	2	2	1			5
Points lost on own serve	3	3	4			10	6	6	7			19
Most consecutive points won	6	3	4			6	3	2	1			3
Greatest deficit overcome	-	-	-			-	-	-	-			-
Handedness/Grip	Left/						Right/					

Game/Match Statistics	Game					Match
	1	2	3	4	5	
Longest rally (strokes)	15	24	25			25
Average rally	6	9	11			9

Game Progress

1	GUO Xingyuan (CHN)	*0	2	*3	5	*7	8	*9	9	11
	KIM Young Gun (KOR)	0	*0	1	*1	1	*2	3	*5	5
2	GUO Xingyuan (CHN)	0	*2	2	*4	5	*6	8	*9	11
	KIM Young Gun (KOR)	*0	0	*2	2	*3	4	*4	5	5
3	GUO Xingyuan (CHN)	*0	1	*2	3	*5	6	*8	9	11
	KIM Young Gun (KOR)	0	*1	2	*3	3	*4	4	*5	5

Note:

The "Greatest deficit overcome" only applies when the player ends up winning the game.

Legend:

No. Number * Server



Match Results

Resultados da partida

TURAN Nesim (TUR) 3-2 LIS Rafal (POL)

Game Summary		Match	Game 1	Game 2	Game 3	Game 4	Game 5
TURAN Nesim	TUR	3	12	11	9	11	11
LIS Rafal	POL	2	10	13	11	9	2
Duration:		36min	6min	6min	6min	6min	4min

Match No.: 28 Table: 3

Umpires: KOH Christabel (SIN) SCARR Valerie (NZL)

Player Statistics	TURAN Nesim (TUR)						LIS Rafal (POL)					
	Game					Match	Game					Match
	1	2	3	4	5		1	2	3	4	5	
Points won	12	11	9	11	11	54	10	13	11	9	2	45
Biggest lead	2	1	1	4	9	9	3	3	4	-	-	4
Points won on own serve	7	4	5	6	4	26	6	5	6	5	0	22
Points lost on own serve	4	8	5	4	2	23	5	7	3	5	7	27
Most consecutive points won	5	4	3	4	9	9	3	3	4	3	2	4
Greatest deficit overcome	3	-	-	-	-	3	-	1	1	-	-	1
Handedness/Grip	Right/						Right/					

Game/Match Statistics	Game					Match
	1	2	3	4	5	
Longest rally (strokes)	13	11	16	28	12	28
Average rally	5	5	7	7	6	6

Game Progress

1	TURAN Nesim (TUR)	0	*1	2	*2	3	*5	7	*7	8	*9	10	*11	12		
	LIS Rafal (POL)	*0	1	*2	4	*5	5	*5	7	*8	9	*10	10	10		
2	TURAN Nesim (TUR)	*0	0	*1	3	*4	4	*6	7	*8	9	*10	10	*11	11	11
	LIS Rafal (POL)	0	*2	3	*3	4	*6	6	*7	8	*9	10	*11	11	*12	13
3	TURAN Nesim (TUR)	0	*1	2	*2	4	*5	6	*6	6	*8	9				
	LIS Rafal (POL)	0	1	*2	4	*4	5	*6	8	*10	10	11				
4	TURAN Nesim (TUR)	*0	2	*4	4	*6	7	*7	8	*8	10	11				
	LIS Rafal (POL)	0	*0	0	*2	2	*3	5	*6	8	*8	9				
5	TURAN Nesim (TUR)	0	*2	2	*4	6	*8	10	11							
	LIS Rafal (POL)	*0	0	*2	2	*2	2	*2	2							

Note:

The "Greatest deficit overcome" only applies when the player ends up winning the game.

Legend:

No. Number * Server



Match Results

Resultados da partida

THOMAS Maxime (FRA) 3-1 ZHANG Yan (CHN)

Game Summary		Match	Game 1	Game 2	Game 3	Game 4	Game 5
THOMAS Maxime	FRA	3	11	11	6	11	
ZHANG Yan	CHN	1	7	6	11	8	
Duration:		25min	5min	5min	5min	7min	

Match No.: 29 Table: 1

Umpires: HIGASHIJIMA Masae (JPN) MEIER Michael (USA)

Player Statistics	THOMAS Maxime (FRA)					Match	ZHANG Yan (CHN)					Match
	Game						Game					
	1	2	3	4	5		1	2	3	4	5	
Points won	11	11	6	11		39	7	6	11	8		32
Biggest lead	9	5	2	3		9	-	-	5	2		5
Points won on own serve	5	6	4	7		22	4	3	7	5		19
Points lost on own serve	3	3	4	3		13	6	5	1	4		16
Most consecutive points won	9	4	2	5		9	6	3	6	5		6
Greatest deficit overcome	-	-	-	2		2	-	-	2	-		2
Handedness/Grip	Right/						Right/					

Game/Match Statistics	Game					Match
	1	2	3	4	5	
Longest rally (strokes)	20	22	10	18		22
Average rally	6	8	4	7		6

Game Progress

1	THOMAS Maxime (FRA)	0	*2	4	*6	8	*9	10	*10	10	11	
	ZHANG Yan (CHN)	*0	0	*0	0	*0	1	*2	4	*6	7	
2	THOMAS Maxime (FRA)	*0	2	*4	4	*5	7	*8	9	*10	11	
	ZHANG Yan (CHN)	0	*0	0	*2	3	*3	4	*5	6	6	
3	THOMAS Maxime (FRA)	0	*1	3	*3	4	*5	6	*6	6	6	
	ZHANG Yan (CHN)	0	1	*1	3	*4	5	*6	8	*10	11	
4	THOMAS Maxime (FRA)	*0	2	*2	4	*5	5	*5	6	*8	10	11
	ZHANG Yan (CHN)	0	*0	2	*2	3	*5	7	*8	8	*8	8

Note:
The "Greatest deficit overcome" only applies when the player ends up winning the game.

Legend:
No. Number * Server



Match Results
Resultados da partida

OZTURK Abdullah (TUR) 3-2 CHOI Ilsang (KOR)

Game Summary		Match	Game 1	Game 2	Game 3	Game 4	Game 5
OZTURK Abdullah	TUR	3	8	11	11	11	11
CHOI Ilsang	KOR	2	11	4	13	5	9
Duration:		49min	8min	6min	10min	6min	10min

Match No.: 30 Table: 7

Umpires: MATOS Ravi (BRA) CHUNG Li-Chuan (TPE)

Player Statistics	OZTURK Abdullah (TUR)						Match	CHOI Ilsang (KOR)						Match
	Game					Match		Game					Match	
	1	2	3	4	5			1	2	3	4	5		
Points won	8	11	11	11	11	52	11	4	13	5	9	42		
Biggest lead	3	7	4	7	2	7	3	1	2	-	5	5		
Points won on own serve	6	6	5	7	6	30	7	3	6	4	3	23		
Points lost on own serve	4	1	7	1	6	19	2	5	6	3	5	21		
Most consecutive points won	3	4	3	5	7	7	4	2	3	2	3	4		
Greatest deficit overcome	-	1	-	-	5	5	3	-	4	-	-	4		
Handedness/Grip	Right/							Right/						

Game/Match Statistics	Game					Match
	1	2	3	4	5	
Longest rally (strokes)	15	11	22	20	31	31
Average rally	7	6	8	8	9	8

Game Progress

1	OZTURK Abdullah (TUR)	*0	2	*3	4	*4	6	*6	7	*8	8	8				
	CHOI Ilsang (KOR)	0	*0	1	*2	4	*4	6	*7	8	*10	11				
2	OZTURK Abdullah (TUR)	0	*1	3	*4	6	*7	8	*10	11						
	CHOI Ilsang (KOR)	*0	1	*1	2	*2	3	*4	4	4						
3	OZTURK Abdullah (TUR)	*0	2	*3	4	*5	6	*8	8	*9	9	*10	11	*11	11	11
	CHOI Ilsang (KOR)	0	*0	1	*2	3	*4	4	*6	7	*9	10	*10	11	*12	13
4	OZTURK Abdullah (TUR)	0	*2	4	*5	7	*8	9	*9	11						
	CHOI Ilsang (KOR)	0	0	*0	1	*1	2	*3	5	5						
5	OZTURK Abdullah (TUR)	*0	0	*1	*1	2	*3	4	*5	7	*9	11				
	CHOI Ilsang (KOR)	0	*2	3	5	*6	7	*8	9	*9	9	9				

Note:
The "Greatest deficit overcome" only applies when the player ends up winning the game.

Legend:
No. Number * Server



Match Results

Resultados da partida

GUO Xingyuan (CHN) 3-1 TURAN Nesim (TUR)

Game Summary		Match	Game 1	Game 2	Game 3	Game 4	Game 5
GUO Xingyuan	CHN	3	8	11	11	12	
TURAN Nesim	TUR	1	11	7	8	10	
Duration:		33min	5min	6min	7min	8min	

Match No.: 31 Table: 1

Umpires: ZAPATA Carlos (ESP) BAUR Helton Luis (BRA)

Player Statistics	GUO Xingyuan (CHN)					Match	TURAN Nesim (TUR)					Match
	Game						Game					
	1	2	3	4	5		1	2	3	4	5	
Points won	8	11	11	12		42	11	7	8	10		36
Biggest lead	2	4	3	2		4	3	3	2	2		3
Points won on own serve	4	7	6	6		23	6	4	5	6		21
Points lost on own serve	5	3	3	4		15	4	4	5	5		18
Most consecutive points won	2	6	3	3		6	3	3	3	2		3
Greatest deficit overcome	-	3	2	2		3	2	-	-	-		2
Handedness/Grip	Left/						Right/					

Game/Match Statistics	Game					Match
	1	2	3	4	5	
Longest rally (strokes)	13	35	36	10		36
Average rally	4	11	9	2		6

Game Progress

1	GUO Xingyuan (CHN)	0	*1	2	*4	5	*6	7	*7	8	*8	8		
	TURAN Nesim (TUR)	*0	1	*2	2	*3	4	*5	7	*8	10	11		
2	GUO Xingyuan (CHN)	*0	0	*1	3	*5	6	*7	9	*9	11			
	TURAN Nesim (TUR)	0	*2	3	*3	3	*4	5	*5	7	7			
3	GUO Xingyuan (CHN)	0	*1	1	*3	4	*4	6	*7	9	*10	11		
	TURAN Nesim (TUR)	*0	1	*3	3	*4	6	*6	7	*7	8	8		
4	GUO Xingyuan (CHN)	0	1	*2	3	*3	5	*6	7	*8	9	*10	11	12
	TURAN Nesim (TUR)	0	*1	2	*3	5	*5	6	*7	8	*9	10	*10	10

Note:

The "Greatest deficit overcome" only applies when the player ends up winning the game.

Legend:

No. Number * Server



Match Results

Resultados da partida

OZTURK Abdullah (TUR) 3-2 THOMAS Maxime (FRA)

Game Summary		Match	Game 1	Game 2	Game 3	Game 4	Game 5
OZTURK Abdullah	TUR	3	10	11	7	12	11
THOMAS Maxime	FRA	2	12	4	11	10	8
Duration:		43min	7min	5min	6min	9min	8min

Match No.: 32 Table: 3

Umpires: KLECKER Roman (CZE) GALVAO Luzia (BRA)

Player Statistics	OZTURK Abdullah (TUR)						THOMAS Maxime (FRA)					
	Game					Match	Game					Match
	1	2	3	4	5		1	2	3	4	5	
Points won	10	11	7	12	11	51	12	4	11	10	8	45
Biggest lead	1	7	1	4	3	7	4	-	5	1	-	5
Points won on own serve	5	6	5	7	8	31	6	3	6	6	7	28
Points lost on own serve	6	1	5	4	1	17	5	5	2	5	2	19
Most consecutive points won	3	4	2	3	3	4	5	2	4	4	2	5
Greatest deficit overcome	-	-	-	1	-	1	1	-	1	-	-	1
Handedness/Grip	Right/						Right/					

Game/Match Statistics	Game					Match
	1	2	3	4	5	
Longest rally (strokes)	31	11	27	24	21	31
Average rally	7	6	7	7	7	7

Game Progress

1	OZTURK Abdullah (TUR)	*0	1	*2	2	*2	4	*4	5	*7	8	*10	10	10
	THOMAS Maxime (FRA)	0	*1	2	*4	6	*6	8	*9	9	*10	10	*11	12
2	OZTURK Abdullah (TUR)	0	*2	4	*5	7	*8	9	*10	11				
	THOMAS Maxime (FRA)	*0	0	*0	1	*1	2	*3	4	4				
3	OZTURK Abdullah (TUR)	*0	1	*1	3	*3	4	*5	5	*6	7			
	THOMAS Maxime (FRA)	0	*1	3	*3	5	*6	7	*9	10	11			
4	OZTURK Abdullah (TUR)	0	*1	3	*4	5	*6	8	*8	8	*9	10	*11	12
	THOMAS Maxime (FRA)	*0	1	*1	2	*3	4	*4	6	*8	9	*10	10	10
5	OZTURK Abdullah (TUR)	0	2	*2	4	*5	6	*6	8	*8	10	11		
	THOMAS Maxime (FRA)	0	*0	2	*2	3	*4	6	*6	8	*8	8		

Note:

The "Greatest deficit overcome" only applies when the player ends up winning the game.

Legend:

No. Number

*

Server



Match Results

Resultados da partida

THOMAS Maxime (FRA) 3-0 TURAN Nesim (TUR)

Game Summary		Match	Game 1	Game 2	Game 3	Game 4	Game 5
THOMAS Maxime	FRA	3	11	11	11		
TURAN Nesim	TUR	0	4	9	4		
Duration:		20min	5min	7min	5min		

Match No.: 33 Table: 3

Umpires: KIM Kyunghye (KOR) dos SANTOS Danilo (BRA)

Player Statistics	THOMAS Maxime (FRA)					Match	TURAN Nesim (TUR)					Match
	Game						Game					
	1	2	3	4	5		1	2	3	4	5	
Points won	11	11	11			33	4	9	4			17
Biggest lead	7	3	7			7	-	2	-			2
Points won on own serve	6	6	7			19	3	5	4			12
Points lost on own serve	1	4	0			5	5	5	4			14
Most consecutive points won	6	4	4			6	2	2	2			2
Greatest deficit overcome	-	2	-			2	-	-	-			-
Handedness/Grip	Right/						Right/					

Game/Match Statistics	Game					Match
	1	2	3	4	5	
Longest rally (strokes)	25	49	28			49
Average rally	11	10	11			11

Game Progress

1	THOMAS Maxime (FRA)	0	*2	4	*6	7	*7	9	*10	11		
	TURAN Nesim (TUR)	*0	0	*0	0	*1	3	*3	4	4		
2	THOMAS Maxime (FRA)	*0	0	*2	4	*4	5	*6	8	*9	10	11
	TURAN Nesim (TUR)	0	*2	2	*2	4	*5	6	*6	7	*8	9
3	THOMAS Maxime (FRA)	0	*2	4	*4	6	*7	9	*10	11		
	TURAN Nesim (TUR)	*0	0	*0	2	*2	3	*3	4	4		

Note:

The "Greatest deficit overcome" only applies when the player ends up winning the game.

Legend:

No. Number * Server



Match Results

Resultados da partida

OZTURK Abdullah (TUR) 3-1 GUO Xingyuan (CHN)

Game Summary		Match	Game 1	Game 2	Game 3	Game 4	Game 5
OZTURK Abdullah	TUR	3	10	11	11	11	
GUO Xingyuan	CHN	1	12	8	4	5	
Duration:		33min	8min	7min	6min	7min	

Match No.: 34 Table: 1

Umpires: GALVAO Luzia (BRA) BOGREN Ingrid (SWE)

Player Statistics	OZTURK Abdullah (TUR)					Match	GUO Xingyuan (CHN)					Match
	Game						Game					
	1	2	3	4	5		1	2	3	4	5	
Points won	10	11	11	11		43	12	8	4	5		29
Biggest lead	1	3	7	6		7	4	1	1	1		4
Points won on own serve	6	7	6	5		24	7	5	3	2		17
Points lost on own serve	5	3	1	2		11	4	4	5	6		19
Most consecutive points won	3	4	7	4		7	4	3	1	2		4
Greatest deficit overcome	-	1	1	1		1	1	-	-	-		1
Handedness/Grip	Right/						Left/					

Game/Match Statistics	Game					Match
	1	2	3	4	5	
Longest rally (strokes)	28	34	37	30		37
Average rally	6	7	8	7		7

Game Progress

1	OZTURK Abdullah (TUR)	0	*1	2	*3	3	*3	5	*6	8	*9	10	*10	10
	GUO Xingyuan (CHN)	*0	1	*2	3	*5	7	*7	8	*8	9	*10	11	12
2	OZTURK Abdullah (TUR)	*0	1	*2	4	*4	5	*6	7	*8	10	11		
	GUO Xingyuan (CHN)	0	*1	2	*2	4	*5	6	*7	8	*8	8		
3	OZTURK Abdullah (TUR)	0	*1	2	*3	5	*7	9	*10	11				
	GUO Xingyuan (CHN)	*0	1	*2	3	*3	3	*3	4	4				
4	OZTURK Abdullah (TUR)	0	1	*3	3	*5	7	*8	10	11				
	GUO Xingyuan (CHN)	0	*1	1	*3	3	*3	4	*4	5				

Note:

The "Greatest deficit overcome" only applies when the player ends up winning the game.

Legend:

No. Number * Server



Player Statistics

Estatísticas dos atletas

As of TUE 13 SEP 2016

Players	NPC	Matches				Games				Match Duration	
		Played	Won	Lost	%Won	Played	Won	Lost	%Won	All	Average
CHAIWUT Wanchai Right Cl4	THA	3	1	2	33%	12	6	6	50%	1h13min	24min
		Points Won				Points Lost					
		Total	Own Serve: 49		Most Consecutive: 7		Total	Own Serve: 55		Most Consecutive: 7	
		94	Opp. Serve: 45		GDO: 2		110	Opp. Serve: 55		GLL: 2	
CHOI Ilsang Right Cl4	KOR	4	2	2	50%	18	10	8	56%	2h38min	40min
		Points Won				Points Lost					
		Total	Own Serve: 93		Most Consecutive: 8		Total	Own Serve: 69		Most Consecutive: 7	
		175	Opp. Serve: 82		GDO: 5		157	Opp. Serve: 88		GLL: 5	
GOMEZ Edson Right Cl4	VEN	2	0	2	0%	8	2	6	25%	55min	28min
		Points Won				Points Lost					
		Total	Own Serve: 34		Most Consecutive: 6		Total	Own Serve: 40		Most Consecutive: 7	
		64	Opp. Serve: 30		GDO: 2		86	Opp. Serve: 46		GLL: 4	
GUO Xingyuan Left Cl4	CHN	6	4	2	67%	22	14	8	64%	2h48min	28min
		Points Won				Points Lost					
		Total	Own Serve: 118		Most Consecutive: 7		Total	Own Serve: 77		Most Consecutive: 7	
		210	Opp. Serve: 92		GDO: 3		181	Opp. Serve: 104		GLL: 3	
KIM Jung-Gil Right Cl4	KOR	3	1	2	33%	11	5	6	45%	1h26min	29min
		Points Won				Points Lost					
		Total	Own Serve: 51		Most Consecutive: 8		Total	Own Serve: 48		Most Consecutive: 6	
		99	Opp. Serve: 48		GDO: 2		99	Opp. Serve: 51		GLL: 3	
KIM Young Gun Right Cl4	KOR	2	1	1	50%	6	3	3	50%	48min	24min
		Points Won				Points Lost					
		Total	Own Serve: 23		Most Consecutive: 5		Total	Own Serve: 32		Most Consecutive: 6	
		51	Opp. Serve: 28		GDO: 6		60	Opp. Serve: 28		GLL: 0	
LIS Rafal Right Cl4	POL	2	1	1	50%	10	5	5	50%	1h19min	40min
		Points Won				Points Lost					
		Total	Own Serve: 50		Most Consecutive: 5		Total	Own Serve: 50		Most Consecutive: 9	
		97	Opp. Serve: 47		GDO: 2		103	Opp. Serve: 53		GLL: 5	



Player Statistics

Estatísticas dos atletas

As of TUE 13 SEP 2016

Players	NPC	Matches				Games				Match Duration			
		Played	Won	Lost	%Won	Played	Won	Lost	%Won	All	Average		
MIHALIK Peter	SVK	3	1	2	33%	11	3	8	27%	1h26min	29min		
Left		Points Won				Points Lost							
Cl4		Total	Own Serve:		51	Most Consecutive:		6	Total	Own Serve:	49	Most Consecutive:	9
		88	Opp. Serve:		37	GDO:		4	115	Opp. Serve:	66	GLL:	6
NICK Emmanuel Chinedu	NGR	Matches				Games				Match Duration			
Right		Played	Won	Lost	%Won	Played	Won	Lost	%Won	All	Average		
Cl4		2	0	2	0%	6	0	6	0%	29min	15min		
		Points Won				Points Lost							
		Total	Own Serve:		16	Most Consecutive:		3	Total	Own Serve:	31	Most Consecutive:	8
		30	Opp. Serve:		14	GDO:		0	66	Opp. Serve:	35	GLL:	2
OZTURK Abdullah	TUR	Matches				Games				Match Duration			
Right		Played	Won	Lost	%Won	Played	Won	Lost	%Won	All	Average		
Cl4		5	5	0	100%	21	15	6	71%	3h2min	36min		
		Points Won				Points Lost							
		Total	Own Serve:		127	Most Consecutive:		7	Total	Own Serve:	69	Most Consecutive:	5
		219	Opp. Serve:		92	GDO:		5	166	Opp. Serve:	97	GLL:	4
SALEH Sameh	EGY	Matches				Games				Match Duration			
Right		Played	Won	Lost	%Won	Played	Won	Lost	%Won	All	Average		
Cl4		3	1	2	33%	14	6	8	43%	2h1min	40min		
		Points Won				Points Lost							
		Total	Own Serve:		64	Most Consecutive:		6	Total	Own Serve:	67	Most Consecutive:	6
		127	Opp. Serve:		63	GDO:		4	133	Opp. Serve:	66	GLL:	2
SIADA Shay	ISR	Matches				Games				Match Duration			
Right		Played	Won	Lost	%Won	Played	Won	Lost	%Won	All	Average		
Cl4		2	0	2	0%	6	0	6	0%	37min	19min		
		Points Won				Points Lost							
		Total	Own Serve:		23	Most Consecutive:		5	Total	Own Serve:	26	Most Consecutive:	7
		35	Opp. Serve:		12	GDO:		0	66	Opp. Serve:	40	GLL:	4
THOMAS Maxime	FRA	Matches				Games				Match Duration			
Right		Played	Won	Lost	%Won	Played	Won	Lost	%Won	All	Average		
Cl4		5	4	1	80%	19	14	5	74%	2h15min	27min		
		Points Won				Points Lost							
		Total	Own Serve:		106	Most Consecutive:		9	Total	Own Serve:	60	Most Consecutive:	6
		189	Opp. Serve:		83	GDO:		2	145	Opp. Serve:	85	GLL:	2
TURAN Nesim	TUR	Matches				Games				Match Duration			
Right		Played	Won	Lost	%Won	Played	Won	Lost	%Won	All	Average		
Cl4		6	4	2	67%	23	13	10	57%	2h57min	30min		
		Points Won				Points Lost							
		Total	Own Serve:		117	Most Consecutive:		9	Total	Own Serve:	98	Most Consecutive:	6
		221	Opp. Serve:		104	GDO:		4	205	Opp. Serve:	107	GLL:	3



Player Statistics
Estatísticas dos atletas

As of TUE 13 SEP 2016

Players	NPC	Matches				Games				Match Duration	
		Played	Won	Lost	%Won	Played	Won	Lost	%Won	All	Average
VURAL Suleyman	TUR	1	0	1	0%	3	0	3	0%	16min	16min
Right		Points Won				Points Lost					
Cl4		Total	Own Serve:	7	Most Consecutive:	3	Total	Own Serve:	17	Most Consecutive:	8
		12	Opp. Serve:	5	GDO:	0	33	Opp. Serve:	16	GLL:	2
WYNDHAM George	SLE	Matches				Games				Match Duration	
Right		Played	Won	Lost	%Won	Played	Won	Lost	%Won	All	Average
Cl4		2	0	2	0%	7	1	6	14%	31min	16min
		Points Won				Points Lost					
		Total	Own Serve:	20	Most Consecutive:	5	Total	Own Serve:	39	Most Consecutive:	8
		44	Opp. Serve:	24	GDO:	5	73	Opp. Serve:	34	GLL:	2
ZHANG Yan	CHN	Matches				Games				Match Duration	
Right		Played	Won	Lost	%Won	Played	Won	Lost	%Won	All	Average
Cl4		4	3	1	75%	16	10	6	63%	1h35min	24min
		Points Won				Points Lost					
		Total	Own Serve:	82	Most Consecutive:	9	Total	Own Serve:	50	Most Consecutive:	9
		155	Opp. Serve:	73	GDO:	2	112	Opp. Serve:	62	GLL:	5
ZYLKA Krzysztof	POL	Matches				Games				Match Duration	
Right		Played	Won	Lost	%Won	Played	Won	Lost	%Won	All	Average
Cl4		1	0	1	0%	5	2	3	40%	42min	42min
		Points Won				Points Lost					
		Total	Own Serve:	32	Most Consecutive:	6	Total	Own Serve:	17	Most Consecutive:	5
		47	Opp. Serve:	15	GDO:	5	47	Opp. Serve:	30	GLL:	4

Note:
The "Greatest deficit overcome" only applies when the player ends up winning the game and "Greatest lead lost" only when losing.

Legend:
GDO Greatest deficit overcome GLL Greatest lead lost Opp. Opponent's



Tournament Statistics

Estatísticas do torneio

As of TUE 13 SEP 2016

Statistics	Preliminaries	Round 1	Quarterfinals	Semifinals	Finals	Total
Matches						
Total	18	4	4	2	2	30
Game Margin: 3:0	8 44%	1 25%	1 25%		1 50%	11 37%
3:1	4 22%	2 50%	1 25%	1 50%	1 50%	9 30%
3:2	4 22%	1 25%	2 50%	1 50%		8 27%
Invalid Results Mark	2 11%					2 7%
Duration: Total	6h59min	2h10min	2h11min	1h16min	53min	13h29min
Longest	43min	50min	49min	43min	33min	50min
Shortest	13min	17min	21min	33min	20min	13min
Average	26min	33min	33min	38min	27min	29min
Games						
Total	60	16	17	9	7	109
Point Margin: 11						
10						
9	5 8%	1 6%	1 6%			7 6%
8	2 3%					2 2%
7	4 7%	1 6%	1 6%	1 11%	3 43%	10 9%
6	7 12%	2 13%	4 24%		1 14%	14 13%
5	9 15%	3 19%	2 12%			14 13%
4	5 8%	2 13%	1 6%	2 22%		10 9%
3	9 15%	4 25%	2 12%	3 33%	1 14%	19 17%
2	19 32%	3 19%	6 35%	3 33%	2 29%	33 30%
Invalid Results Mark						
Duration: Total	5h33min	1h45min	1h48min	1h1min	45min	10h52min
Longest	13min	10min	10min	9min	8min	13min
Shortest	2min	3min	4min	5min	5min	2min
Average	6min	7min	6min	7min	6min	6min
Points						
Total	1083	287	312	174	122	1978
Per game	18.05	17.94	18.35	19.33	17.43	18.15
Most consecutive won	8	9	9	6	7	9
Greatest deficit overcome	6	3	5	3	2	6
Longest rally	78	75	31	36	49	78
Average rally	7	9	7	6	8	7

Note:

The "Greatest deficit overcome" only applies when the player ends up winning the game.



Entry List by Event

As of MON 5 SEP 2016

NPC	Name	Date of Birth	How Qualified	World Ranking
ARG - Argentina	DEPERGOLA Mauro	20 MAY 1981	QI	32
BRA - Brazil	SEGATTO Claudiomiro	15 SEP 1971	CQ	14
CHN - People's Republic of China	CAO Ningning	20 NOV 1987	CQ	1
EGY - Egypt	FETIR Ehab	8 OCT 1972	CQ	18
	TOLBA Hassaan	17 JAN 1968	CQ	13
ESP - Spain	EL BAQQALI TALIBI Bilal	8 NOV 1989	QI	12
FRA - France	SAVANT AIRA Nicolas	3 NOV 1980	QR	8
GBR - Great Britain	HUNTER-SPIVEY Jack	11 MAY 1995	QR	7
GER - Germany	BAUS Valentin	14 DEC 1995	QR	4
KOR - Republic of Korea	KIM Kiyong	25 JAN 1970	QR	11
NOR - Norway	URHAUG Tommy	16 JUN 1980	CQ	5
SRB - Serbia	PALIKUCA Mitar	21 OCT 1974	QR	6
TPE - Chinese Taipei	CHENG Ming-Chih	8 AUG 1979	QR	3
	LIN Yen-Hung	5 MAR 1958	QR	10
TUR - Turkey	OZTURK Ali	1 APR 1993	QR	2

Note:

All changes are available in INFO.
(nnn) in 'How Qualified' represents the player's singles world ranking as of September 2016.

Legend:

CQ Continental Qualification **QI** Qualified by Invitation **QR** World Ranking



Draw
Sorteio

GROUP A

Rk	Name	NPC	CHN	KOR	ESP	Match Points
1	CAO Ningning	CHN		3:1 (8:11, 11:8, 11:9, 11:5)	3:1 (9:11, 11:5, 11:8, 11:1)	4
2	KIM Kiyong	KOR	1:3 (11:8, 8:11, 9:11, 5:11)		3:0 (11:8, 11:4, 11:9)	3
3	EL BAQQALI TALIBI Bilal	ESP	1:3 (11:9, 5:11, 8:11, 1:11)	0:3 (8:11, 4:11, 9:11)		2

GROUP B

Rk	Name	NPC	EGY	TPE	TUR	Match Points
1	TOLBA Hassaan	EGY		3:1 (11:8, 5:11, 11:8, 11:8)	3:0 (11:5, 11:9, 11:2)	4
2	LIN Yen-Hung	TPE	1:3 (8:11, 11:5, 8:11, 8:11)		3:2 (11:8, 13:11, 4:11, 5:11, 11:8)	3
3	OZTURK Ali	TUR	0:3 (5:11, 9:11, 2:11)	2:3 (8:11, 11:13, 11:4, 11:5, 8:11)		2

GROUP C

Rk	Name	NPC	TPE	SRB	ARG	Match Points
1	CHENG Ming-Chih	TPE		3:1 (11:9, 9:11, 11:8, 11:9)	3:0 (11:2, 11:5, 11:2)	4
2	PALIKUCA Mitar	SRB	1:3 (9:11, 11:9, 8:11, 9:11)		3:0 (11:7, 11:2, 11:6)	3
3	DEPERGOLA Mauro	ARG	0:3 (2:11, 5:11, 2:11)	0:3 (7:11, 2:11, 6:11)		2

GROUP D

Rk	Name	NPC	GER	BRA	GBR	Match Points
1	BAUS Valentin	GER		3:0 (11:9, 11:6, 11:3)	3:0 (11:4, 11:8, 12:10)	4
2	SEGATTO Claudiomiro	BRA	0:3 (9:11, 6:11, 3:11)		3:2 (7:11, 5:11, 12:10, 11:4, 11:8)	3
3	HUNTER-SPIVEY Jack	GBR	0:3 (4:11, 8:11, 10:12)	2:3 (11:7, 11:5, 10:12, 4:11, 8:11)		2

GROUP E

Rk	Name	NPC	NOR	EGY	FRA	Match Points
1	URHAUG Tommy	NOR		3:0 (11:9, 11:4, 11:4)	3:0 (11:8, 11:8, 11:2)	4
2	FETIR Ehab	EGY	0:3 (9:11, 4:11, 4:11)		3:1 (3:11, 11:6, 11:8, 11:9)	3
3	SAVANT AIRA Nicolas	FRA	0:3 (8:11, 8:11, 2:11)	1:3 (11:3, 6:11, 8:11, 9:11)		2



Draw
Sorteio

Qualification rule:

First and Second from each group will qualify for the Round 1.

Legend:

Rk Rank



Draw

Sorteio

QUALIFIED FROM GROUPS				
Group	Rk	Name	NPC	Match Points
A	1	CAO Ningning	CHN	4
B	1	TOLBA Hassaan	EGY	4
C	1	CHENG Ming-Chih	TPE	4
D	1	BAUS Valentin	GER	4
E	1	URHAUG Tommy	NOR	4
A	2	KIM Kiyoung	KOR	3
B	2	LIN Yen-Hung	TPE	3
C	2	PALIKUCA Mitar	SRB	3
D	2	SEGATTO Claudiomiro	BRA	3
E	2	FETIR Ehab	EGY	3

Round 1	NPC Code	Quarterfinals	Semifinals	Finals
CAO Ningning	CHN	CAO Ningning	CAO Ningning	CAO Ningning
BYE		CAO Ningning	3-0 (13:11, 11:2, 11:2)	3-0 (11:9, 11:9, 11:9)
SEGATTO Claudiomiro	BRA	LIN Yen-Hung	URHAUG Tommy	CAO Ningning
LIN Yen-Hung	TPE	3-2 (11:5, 3:11, 11:4, 7:11, 11:6)	3-1 (9:11, 11:5, 11:9, 11:9)	3-0 (13:11, 12:10, 11:8)
URHAUG Tommy	NOR	URHAUG Tommy	BAUS Valentin	BAUS Valentin
BYE		CHENG Ming-Chih	3-0 (11:8, 11:7, 11:5)	3-0 (11:8, 12:10, 11:5)
BYE		BAUS Valentin	FETIR Ehab	URHAUG Tommy
CHENG Ming-Chih	TPE	BAUS Valentin	PALIKUCA Mitar	PALIKUCA Mitar
BAUS Valentin	GER	3-0 (11:4, 11:3, 11:2)	3-1 (11:4, 11:6, 8:11, 11:5)	3-1 (4:11, 14:12, 11:6, 11:9)
BYE		TOLBA Hassaan	URHAUG Tommy	
BYE			PALIKUCA Mitar	
FETIR Ehab	EGY			
PALIKUCA Mitar	SRB			
KIM Kiyoung	KOR			
BYE				
TOLBA Hassaan	EGY			

GOLD

CAO Ningning CHN
3-0 (13:11, 12:10, 11:8)

SILVER

BAUS Valentin GER

BRONZE

PALIKUCA Mitar SRB
3-1 (4:11, 14:12, 11:6, 11:9)



Match Results

Resultados da partida

CAO Ningning (CHN) 3-1 EL BAQQALI TALIBI Bilal (ESP)

Game Summary		Match	Game 1	Game 2	Game 3	Game 4	Game 5
CAO Ningning	CHN	3	9	11	11	11	
EL BAQQALI TALIBI Bilal	ESP	1	11	5	8	1	
Duration:		24min	6min	4min	6min	3min	

Match No.: 1 Table: 7

Umpires: RAGAB Elsayed (EGY) MANCINI Marco (BRA)

Player Statistics	CAO Ningning (CHN)					Match	EL BAQQALI TALIBI Bilal (ESP)					Match
	Game						Game					
	1	2	3	4	5		1	2	3	4	5	
Points won	9	11	11	11		42	11	5	8	1		25
Biggest lead	-	7	7	10		10	7	-	-	-		7
Points won on own serve	5	6	4	6		21	6	3	3	1		13
Points lost on own serve	5	2	5	0		12	4	5	6	5		20
Most consecutive points won	6	4	4	7		7	6	2	5	1		6
Greatest deficit overcome	-	-	-	-		-	-	-	-	-		-
Handedness/Grip	Right/						Left/					

Game/Match Statistics	Game					Match
	1	2	3	4	5	
Longest rally (strokes)	9	10	15	11		15
Average rally	5	5	6	5		5

Game Progress

1	CAO Ningning (CHN)	*0	1	*1	2	*2	2	*3	4	*6	8	9
	EL BAQQALI TALIBI Bilal (ESP)	0	*1	3	*4	6	*8	9	*10	10	*10	11
2	CAO Ningning (CHN)	0	*2	3	*4	6	*7	9	*10	11		
	EL BAQQALI TALIBI Bilal (ESP)	*0	0	*1	2	*2	3	*3	4	5		
3	CAO Ningning (CHN)	0	2	*4	4	*6	8	*9	10	*10	10	11
	EL BAQQALI TALIBI Bilal (ESP)	0	*0	0	*2	2	*2	3	*4	6	*8	8
4	CAO Ningning (CHN)	0	*2	4	*5	7	*9	11				
	EL BAQQALI TALIBI Bilal (ESP)	*0	0	*0	1	*1	1	1				

Note:

The "Greatest deficit overcome" only applies when the player ends up winning the game.

Legend:

No. Number * Server



Match Results

Resultados da partida

TOLBA Hassaan (EGY) 3-0 OZTURK Ali (TUR)

Game Summary		Match	Game 1	Game 2	Game 3	Game 4	Game 5
TOLBA Hassaan	EGY	3	11	11	11		
OZTURK Ali	TUR	0	5	9	2		
Duration:		23min	6min	8min	5min		

Match No.: 2 Table: 1

Umpires: KLECKER Roman (CZE) BOTH Flavio (BRA)

Player Statistics	TOLBA Hassaan (EGY)					Match	OZTURK Ali (TUR)					Match
	Game						Game					
	1	2	3	4	5		1	2	3	4	5	
Points won	11	11	11			33	5	9	2			16
Biggest lead	6	4	9			9	-	-	-			-
Points won on own serve	7	6	5			18	4	5	1			10
Points lost on own serve	1	4	1			6	4	5	5			14
Most consecutive points won	3	2	9			9	2	2	2			2
Greatest deficit overcome	-	-	-			-	-	-	-			-
Handedness/Grip	Right/						Right/					

Game/Match Statistics	Game					Match
	1	2	3	4	5	
Longest rally (strokes)	17	13	11			17
Average rally	6	5	5			5

Game Progress

1	TOLBA Hassaan (EGY)	0	*2	3	*3	5	*6	8	*9	11		
	OZTURK Ali (TUR)	*0	0	*1	3	*3	4	*4	5	5		
2	TOLBA Hassaan (EGY)	*0	2	*3	4	*5	7	*8	8	*9	10	11
	OZTURK Ali (TUR)	0	*0	1	*2	3	*3	4	*6	7	*8	9
3	TOLBA Hassaan (EGY)	0	*2	4	*6	8	*9	10	11			
	OZTURK Ali (TUR)	0	0	*0	0	*0	1	*2	2			

Note:

The "Greatest deficit overcome" only applies when the player ends up winning the game.

Legend:

No. Number * Server



Match Results

Resultados da partida

CHENG Ming-Chih (TPE) 3-0 DEPERGOLA Mauro (ARG)

Game Summary		Match	Game 1	Game 2	Game 3	Game 4	Game 5
CHENG Ming-Chih	TPE	3	11	11	11		
DEPERGOLA Mauro	ARG	0	2	5	2		
Duration:		14min	2min	3min	2min		

Match No.: 3 Table: 3

Umpires: ZAPATA Carlos (ESP) da SILVA Ivam (BRA)

Player Statistics	CHENG Ming-Chih (TPE)					Match	DEPERGOLA Mauro (ARG)					Match
	Game						Game					
	1	2	3	4	5		1	2	3	4	5	
Points won	11	11	11			33	2	5	2			9
Biggest lead	9	6	9			9	-	1	-			1
Points won on own serve	6	4	5			15	1	1	1			3
Points lost on own serve	1	4	1			6	5	7	5			17
Most consecutive points won	7	4	5			7	1	1	1			1
Greatest deficit overcome	-	1	-			1	-	-	-			-
Handedness/Grip	Right/						Right/					

Game/Match Statistics	Game					Match
	1	2	3	4	5	
Longest rally (strokes)	15	14	10			15
Average rally	6	6	4			5

Game Progress

1	CHENG Ming-Chih (TPE)	*0	2	*4	6	*7	8	*10	11	
	DEPERGOLA Mauro (ARG)	0	*0	0	*0	1	*2	2	2	
2	CHENG Ming-Chih (TPE)	0	*1	2	*4	5	*7	8	*10	11
	DEPERGOLA Mauro (ARG)	*0	1	*2	2	*3	3	*4	4	5
3	CHENG Ming-Chih (TPE)	0	2	*4	5	*7	9	*10	11	
	DEPERGOLA Mauro (ARG)	0	*0	0	*1	1	*1	2	2	

Note:

The "Greatest deficit overcome" only applies when the player ends up winning the game.

Legend:

No. Number * Server



Match Results

Resultados da partida

BAUS Valentin (GER) 3-0 SEGATTO Claudiomiro (BRA)

Game Summary		Match	Game 1	Game 2	Game 3	Game 4	Game 5
BAUS Valentin	GER	3	11	11	11		
SEGATTO Claudiomiro	BRA	0	9	6	3		
Duration:		19min	6min	5min	5min		

Match No.: 4 Table: 5

Umpires: de PINTO Pietro (ITA) SCARR Valerie (NZL)

Player Statistics	BAUS Valentin (GER)					Match	SEGATTO Claudiomiro (BRA)					Match
	Game						Game					
	1	2	3	4	5		1	2	3	4	5	
Points won	11	11	11			33	9	6	3			18
Biggest lead	3	5	8			8	2	1	-			2
Points won on own serve	5	6	5			16	4	4	1			9
Points lost on own serve	5	2	2			9	6	5	5			16
Most consecutive points won	5	4	4			5	2	1	1			2
Greatest deficit overcome	2	1	-			2	-	-	-			-
Handedness/Grip	Right/						Right/					

Game/Match Statistics	Game					Match
	1	2	3	4	5	
Longest rally (strokes)	11	8	11			11
Average rally	5	4	5			5

Game Progress

1	BAUS Valentin (GER)	*0	1	*2	2	*3	4	*5	7	*9	10	11
	SEGATTO Claudiomiro (BRA)	0	*1	2	*4	5	*6	7	*7	7	*8	9
2	BAUS Valentin (GER)	0	*1	3	*4	6	*7	8	*9	10	11	
	SEGATTO Claudiomiro (BRA)	*0	1	*1	2	*2	3	*4	5	*6	6	
3	BAUS Valentin (GER)	0	1	*3	5	*6	7	*9	11			
	SEGATTO Claudiomiro (BRA)	0	*1	1	*1	2	*3	3	3			

Note:

The "Greatest deficit overcome" only applies when the player ends up winning the game.

Legend:

No. Number * Server



Match Results

Resultados da partida

URHAUG Tommy (NOR) 3-0 FETIR Ehab (EGY)

Game Summary		Match	Game 1	Game 2	Game 3	Game 4	Game 5
URHAUG Tommy	NOR	3	11	11	11		
FETIR Ehab	EGY	0	9	4	4		
Duration:		18min	6min	4min	5min		

Match No.: 5 Table: 7

Umpires: CHUNG Li-Chuan (TPE) dos SANTOS Danilo (BRA)

Player Statistics	URHAUG Tommy (NOR)					Match	FETIR Ehab (EGY)					Match
	Game						Game					
	1	2	3	4	5		1	2	3	4	5	
Points won	11	11	11			33	9	4	4			17
Biggest lead	2	7	7			7	4	-	-			4
Points won on own serve	4	5	6			15	3	2	2			7
Points lost on own serve	6	2	2			10	7	6	5			18
Most consecutive points won	6	4	5			6	5	1	2			5
Greatest deficit overcome	4	-	-			4	-	-	-			-
Handedness/Grip	Right/						Right/					

Game/Match Statistics	Game					Match
	1	2	3	4	5	
Longest rally (strokes)	16	10	16			16
Average rally	6	5	5			5

Game Progress

1	URHAUG Tommy (NOR)	*0	0	*2	4	*4	4	*5	5	*7	9	11
	FETIR Ehab (EGY)	0	*2	2	*2	4	*6	7	*9	9	*9	9
2	URHAUG Tommy (NOR)	0	*1	3	*5	6	*7	8	*10	11		
	FETIR Ehab (EGY)	*0	1	*1	1	*2	3	*4	4	4		
3	URHAUG Tommy (NOR)	*0	2	*3	5	*7	8	*9	10	11		
	FETIR Ehab (EGY)	0	*0	1	*1	1	*2	3	*4	4		

Note:

The "Greatest deficit overcome" only applies when the player ends up winning the game.

Legend:

No. Number * Server



Match Results

Resultados da partida

CAO Ningning (CHN) 3-1 KIM Kiyoung (KOR)

Game Summary		Match	Game 1	Game 2	Game 3	Game 4	Game 5
CAO Ningning	CHN	3	8	11	11	11	
KIM Kiyoung	KOR	1	11	8	9	5	
Duration:		30min	6min	6min	7min	5min	

Match No.: 6 Table: 1

Umpires: VILANOVA Flavia (BRA) ARINYE Cecilia Dora (NGR)

Player Statistics	CAO Ningning (CHN)					Match	KIM Kiyoung (KOR)					Match
	Game						Game					
	1	2	3	4	5		1	2	3	4	5	
Points won	8	11	11	11		41	11	8	9	5		33
Biggest lead	-	4	2	6		6	4	2	1	1		4
Points won on own serve	6	6	4	7		23	8	4	3	4		19
Points lost on own serve	3	4	6	0		13	2	5	7	4		18
Most consecutive points won	2	5	2	3		5	3	3	2	1		3
Greatest deficit overcome	-	2	1	1		2	-	-	-	-		-
Handedness/Grip	Right/						Right/					

Game/Match Statistics	Game					Match
	1	2	3	4	5	
Longest rally (strokes)	9	8	13	15		15
Average rally	5	4	6	5		5

Game Progress

1	CAO Ningning (CHN)	0	*0	1	*2	3	*3	5	*5	7	*8	8
	KIM Kiyoung (KOR)	*0	2	*3	4	*5	7	*7	9	*9	10	11
2	CAO Ningning (CHN)	*0	1	*1	3	*4	6	*8	8	*9	10	11
	KIM Kiyoung (KOR)	0	*1	3	*3	4	*4	4	*6	7	*8	8
3	CAO Ningning (CHN)	0	*1	2	*4	4	*6	6	*8	9	*9	11
	KIM Kiyoung (KOR)	*0	1	*2	2	*4	4	*6	6	*7	9	9
4	CAO Ningning (CHN)	0	1	*2	4	*5	7	*8	10	11		
	KIM Kiyoung (KOR)	0	*1	2	*2	3	*3	4	*4	5		

Note:

The "Greatest deficit overcome" only applies when the player ends up winning the game.

Legend:

No. Number * Server



Match Results

Resultados da partida

LIN Yen-Hung (TPE) 3-2 OZTURK Ali (TUR)

Game Summary		Match	Game 1	Game 2	Game 3	Game 4	Game 5
LIN Yen-Hung	TPE	3	11	13	4	5	11
OZTURK Ali	TUR	2	8	11	11	11	8
Duration:		37min	6min	7min	4min	5min	7min

Match No.: 7 Table: 7

Umpires: CRUZ Lara (BRA) LU Hong (CHN)

Player Statistics	LIN Yen-Hung (TPE)						Match	OZTURK Ali (TUR)					Match
	Game					Match		Game					
	1	2	3	4	5			1	2	3	4	5	
Points won	11	13	4	5	11	44	8	11	11	11	8	49	
Biggest lead	4	2	-	-	5	5	2	6	7	6	-	7	
Points won on own serve	8	7	2	3	5	25	7	6	5	6	4	28	
Points lost on own serve	1	5	5	5	4	20	3	6	2	2	6	19	
Most consecutive points won	4	5	2	3	5	5	2	5	5	6	4	6	
Greatest deficit overcome	2	6	-	-	-	6	-	-	-	-	-	-	
Handedness/Grip	Right/							Right/					

Game/Match Statistics	Game					Match
	1	2	3	4	5	
Longest rally (strokes)	12	18	16	24	31	31
Average rally	5	7	6	7	12	7

Game Progress

1	LIN Yen-Hung (TPE)	0	*0	2	*3	4	*5	7	*8	10	*10	11				
	OZTURK Ali (TUR)	*0	2	*2	3	*4	5	*5	6	*6	8	8				
2	LIN Yen-Hung (TPE)	*0	2	*2	2	*3	3	*3	5	*6	8	*10	10	*11	12	13
	OZTURK Ali (TUR)	0	*0	2	*4	5	*7	9	*9	10	*10	10	*11	11	*11	11
3	LIN Yen-Hung (TPE)	0	*0	1	*1	1	*2	3	*4	4						
	OZTURK Ali (TUR)	0	2	*3	5	*7	8	*9	10	11						
4	LIN Yen-Hung (TPE)	*0	0	*1	2	*3	5	*5	5	5						
	OZTURK Ali (TUR)	0	*2	3	*4	5	*5	7	*9	11						
5	LIN Yen-Hung (TPE)	0	*2	4	*5	6	*6	7	*9	9	*10	11				
	OZTURK Ali (TUR)	*0	0	*0	1	*2	4	*5	5	*7	8	8				

Note:

The "Greatest deficit overcome" only applies when the player ends up winning the game.

Legend:

No. Number * Server



Match Results

Resultados da partida

CHENG Ming-Chih (TPE) 3-1 PALIKUCA Mitar (SRB)

Game Summary		Match	Game 1	Game 2	Game 3	Game 4	Game 5
CHENG Ming-Chih	TPE	3	11	9	11	11	
PALIKUCA Mitar	SRB	1	9	11	8	9	
Duration:		28min	4min	4min	4min	5min	

Match No.: 8 Table: 3

Umpires: de PINTO Pietro (ITA) WIEKART Ina (NED)

Player Statistics	CHENG Ming-Chih (TPE)					Match	PALIKUCA Mitar (SRB)					Match
	Game						Game					
	1	2	3	4	5		1	2	3	4	5	
Points won	11	9	11	11		42	9	11	8	9		37
Biggest lead	3	-	3	2		3	3	6	2	1		6
Points won on own serve	7	5	5	6		23	6	6	3	5		20
Points lost on own serve	3	5	5	4		17	4	4	6	5		19
Most consecutive points won	4	3	4	3		4	5	6	3	2		6
Greatest deficit overcome	3	-	2	1		3	-	-	-	-		-
Handedness/Grip	Right/						Right/					

Game/Match Statistics	Game					Match
	1	2	3	4	5	
Longest rally (strokes)	14	27	16	18		27
Average rally	5	7	8	9		7

Game Progress

1	CHENG Ming-Chih (TPE)	*0	2	*3	3	*3	4	*5	7	*7	9	11
	PALIKUCA Mitar (SRB)	0	*0	1	*3	5	*6	7	*7	9	*9	9
2	CHENG Ming-Chih (TPE)	0	*0	0	*0	2	*3	5	*6	6	*8	9
	PALIKUCA Mitar (SRB)	*0	2	*4	6	*6	7	*7	8	*10	10	11
3	CHENG Ming-Chih (TPE)	*0	1	*2	2	*4	5	*5	7	*9	10	11
	PALIKUCA Mitar (SRB)	0	*1	2	*4	4	*5	7	*7	7	*8	8
4	CHENG Ming-Chih (TPE)	0	*2	3	*3	4	*5	6	*7	8	*9	11
	PALIKUCA Mitar (SRB)	*0	0	*1	3	*4	5	*6	7	*8	9	9

Note:

The "Greatest deficit overcome" only applies when the player ends up winning the game.

Legend:

No. Number * Server



Match Results

Resultados da partida

BAUS Valentin (GER) 3-0 HUNTER-SPIVEY Jack (GBR)

Game Summary		Match	Game 1	Game 2	Game 3	Game 4	Game 5
BAUS Valentin	GER	3	11	11	12		
HUNTER-SPIVEY Jack	GBR	0	4	8	10		
Duration:		22min	4min	5min	8min		

Match No.: 9 Table: 1

Umpires: KOH Christabel (SIN) MEIER Michael (USA)

Player Statistics	BAUS Valentin (GER)					Match	HUNTER-SPIVEY Jack (GBR)					Match
	Game						Game					
	1	2	3	4	5		1	2	3	4	5	
Points won	11	11	12			34	4	8	10			22
Biggest lead	7	5	2			7	1	-	6			6
Points won on own serve	6	6	5			17	2	5	4			11
Points lost on own serve	2	3	6			11	5	5	7			17
Most consecutive points won	5	3	4			5	1	3	6			6
Greatest deficit overcome	1	-	6			6	-	-	-			-
Handedness/Grip	Right/						Left/					

Game/Match Statistics	Game					Match
	1	2	3	4	5	
Longest rally (strokes)	10	14	13			14
Average rally	4	4	5			5

Game Progress

1	BAUS Valentin (GER)	*0	1	*2	3	*5	7	*8	10	11				
	HUNTER-SPIVEY Jack (GBR)	0	*1	2	*3	3	*3	4	*4	4				
2	BAUS Valentin (GER)	0	*2	3	*3	5	*6	7	*9	10	*10	11		
	HUNTER-SPIVEY Jack (GBR)	*0	0	*1	3	*3	4	*5	5	*6	8	8		
3	BAUS Valentin (GER)	*0	0	*0	0	*2	4	*5	6	*8	9	*10	11	12
	HUNTER-SPIVEY Jack (GBR)	0	*2	4	*6	6	*6	7	*8	8	*9	10	*10	10

Note:

The "Greatest deficit overcome" only applies when the player ends up winning the game.

Legend:

No. Number * Server



Match Results

Resultados da partida

URHAUG Tommy (NOR) 3-0 SAVANT AIRA Nicolas (FRA)

Game Summary		Match	Game 1	Game 2	Game 3	Game 4	Game 5
URHAUG Tommy	NOR	3	11	11	11		
SAVANT AIRA Nicolas	FRA	0	8	8	2		
Duration:		19min	6min	6min	4min		

Match No.: 10 Table: 5

Umpires: CHUNG Li-Chuan (TPE) WONG Jeffrey (CAN)

Player Statistics	URHAUG Tommy (NOR)					Match	SAVANT AIRA Nicolas (FRA)					Match
	Game						Game					
	1	2	3	4	5		1	2	3	4	5	
Points won	11	11	11			33	8	8	2			18
Biggest lead	6	3	9			9	2	3	-			3
Points won on own serve	5	6	6			17	3	5	1			9
Points lost on own serve	5	3	1			9	6	5	5			16
Most consecutive points won	8	5	8			8	4	2	1			4
Greatest deficit overcome	2	3	-			3	-	-	-			-
Handedness/Grip	Right/						Right/					

Game/Match Statistics	Game					Match
	1	2	3	4	5	
Longest rally (strokes)	18	17	13			18
Average rally	6	7	8			7

Game Progress

1	URHAUG Tommy (NOR)	*0	1	*2	2	*4	6	*8	10	*10	10	11
	SAVANT AIRA Nicolas (FRA)	0	*1	2	*4	4	*4	4	*4	6	*8	8
2	URHAUG Tommy (NOR)	0	*1	2	*2	3	*4	6	*8	9	*10	11
	SAVANT AIRA Nicolas (FRA)	*0	1	*2	4	*5	6	*6	6	*7	8	8
3	URHAUG Tommy (NOR)	*0	1	*3	5	*7	9	*10	11			
	SAVANT AIRA Nicolas (FRA)	0	*1	1	*1	1	*1	2	2			

Note:

The "Greatest deficit overcome" only applies when the player ends up winning the game.

Legend:

No. Number * Server



Match Results

Resultados da partida

KIM Kiyoung (KOR) 3-0 EL BAQQALI TALIBI Bilal (ESP)

Game Summary		Match	Game 1	Game 2	Game 3	Game 4	Game 5
KIM Kiyoung	KOR	3	11	11	11		
EL BAQQALI TALIBI Bilal	ESP	0	8	4	9		
Duration:		19min	5min	5min	5min		

Match No.: 11 Table: 3

Umpires: GALVAO Luzia (BRA) DUBEY Atul (IND)

Player Statistics	KIM Kiyoung (KOR)					Match	EL BAQQALI TALIBI Bilal (ESP)					Match
	Game						Game					
	1	2	3	4	5		1	2	3	4	5	
Points won	11	11	11			33	8	4	9			21
Biggest lead	5	8	4			8	-	-	2			2
Points won on own serve	4	5	6			15	2	2	5			9
Points lost on own serve	6	2	4			12	7	6	5			18
Most consecutive points won	3	8	4			8	3	2	2			3
Greatest deficit overcome	-	-	2			2	-	-	-			-
Handedness/Grip	Right/						Left/					

Game/Match Statistics	Game					Match
	1	2	3	4	5	
Longest rally (strokes)	9	7	9			9
Average rally	4	4	5			4

Game Progress

1	KIM Kiyoung (KOR)	*0	1	*3	4	*5	6	*8	9	*10	10	11
	EL BAQQALI TALIBI Bilal (ESP)	0	*1	1	*2	3	*4	4	*5	6	*8	8
2	KIM Kiyoung (KOR)	0	*1	3	*5	7	*9	9	*10	11		
	EL BAQQALI TALIBI Bilal (ESP)	*0	1	*1	1	*1	1	*3	4	4		
3	KIM Kiyoung (KOR)	*0	0	*1	3	*4	5	*7	9	*9	10	11
	EL BAQQALI TALIBI Bilal (ESP)	0	*2	3	*3	4	*5	5	*5	7	*8	9

Note:

The "Greatest deficit overcome" only applies when the player ends up winning the game.

Legend:

No. Number * Server



Match Results

Resultados da partida

TOLBA Hassaan (EGY) 3-1 LIN Yen-Hung (TPE)

Game Summary		Match	Game 1	Game 2	Game 3	Game 4	Game 5
TOLBA Hassaan	EGY	3	11	5	11	11	
LIN Yen-Hung	TPE	1	8	11	8	8	
Duration:		39min	8min	7min	9min	10min	

Match No.: 12 Table: 5

Umpires: SCARR Valerie (NZL) HIGASHIJIMA Masae (JPN)

Player Statistics	TOLBA Hassaan (EGY)					Match	LIN Yen-Hung (TPE)					Match
	Game						Game					
	1	2	3	4	5		1	2	3	4	5	
Points won	11	5	11	11		38	8	11	8	8		35
Biggest lead	3	-	3	3		3	2	6	2	3		6
Points won on own serve	5	3	4	7		19	4	6	2	5		17
Points lost on own serve	4	5	5	3		17	6	2	7	4		19
Most consecutive points won	5	2	4	5		5	2	4	3	4		4
Greatest deficit overcome	2	-	2	3		3	-	-	-	-		-
Handedness/Grip	Right/						Right/					

Game/Match Statistics	Game					Match
	1	2	3	4	5	
Longest rally (strokes)	44	28	25	82		82
Average rally	13	12	10	16		13

Game Progress

1	TOLBA Hassaan (EGY)	0	*0	2	*4	5	*6	7	*8	8	*10	11
	LIN Yen-Hung (TPE)	*0	2	*2	2	*3	4	*5	6	*8	8	8
2	TOLBA Hassaan (EGY)	*0	1	*1	2	*3	3	*4	5	5		
	LIN Yen-Hung (TPE)	0	*1	3	*4	5	*7	8	*9	11		
3	TOLBA Hassaan (EGY)	0	*1	2	*3	3	*5	6	*8	9	*10	11
	LIN Yen-Hung (TPE)	0	1	*2	3	*5	5	*6	6	*7	8	8
4	TOLBA Hassaan (EGY)	*0	1	*1	2	*4	6	*6	8	*9	10	11
	LIN Yen-Hung (TPE)	0	*1	3	*4	4	*4	6	*6	7	*8	8

Note:

The "Greatest deficit overcome" only applies when the player ends up winning the game.

Legend:

No. Number * Server



Match Results

Resultados da partida

PALIKUCA Mitar (SRB) 3-0 DEPERGOLA Mauro (ARG)

Game Summary		Match	Game 1	Game 2	Game 3	Game 4	Game 5
PALIKUCA Mitar	SRB	3	11	11	11		
DEPERGOLA Mauro	ARG	0	7	2	6		
Duration:		17min	5min	4min	5min		

Match No.: 13 Table: 7

Umpires: HOPKINS Alan Leslie (AUS) KIM Kyunghee (KOR)

Player Statistics	PALIKUCA Mitar (SRB)					Match	DEPERGOLA Mauro (ARG)					Match
	Game						Game					
	1	2	3	4	5		1	2	3	4	5	
Points won	11	11	11			33	7	2	6			15
Biggest lead	4	9	6			9	2	-	1			2
Points won on own serve	4	6	5			15	3	1	3			7
Points lost on own serve	4	1	3			8	7	5	6			18
Most consecutive points won	5	5	6			6	3	1	2			3
Greatest deficit overcome	2	-	1			2	-	-	-			-
Handedness/Grip	Right/						Right/					

Game/Match Statistics	Game					Match
	1	2	3	4	5	
Longest rally (strokes)	12	15	13			15
Average rally	6	7	6			7

Game Progress

1	PALIKUCA Mitar (SRB)	0	*1	1	*2	4	*6	7	*9	10	11
	DEPERGOLA Mauro (ARG)	*0	1	*3	4	*4	4	*5	5	*6	7
2	PALIKUCA Mitar (SRB)	*0	2	*3	5	*7	8	*10	11		
	DEPERGOLA Mauro (ARG)	0	*0	1	*1	1	*2	2	2		
3	PALIKUCA Mitar (SRB)	0	*1	2	*3	5	*7	9	*10	10	11
	DEPERGOLA Mauro (ARG)	*0	1	*2	3	*3	3	*3	4	*6	6

Note:

The "Greatest deficit overcome" only applies when the player ends up winning the game.

Legend:

No. Number * Server



Match Results

Resultados da partida

SEGATTO Claudiomiro (BRA) 3-2 HUNTER-SPIVEY Jack (GBR)

Game Summary		Match	Game 1	Game 2	Game 3	Game 4	Game 5
SEGATTO Claudiomiro	BRA	3	7	5	12	11	11
HUNTER-SPIVEY Jack	GBR	2	11	11	10	4	8
Duration:		43min	4min	3min	5min	4min	5min

Match No.: 14 Table: 1

Umpires: KLECKER Roman (CZE) RIVERO Ernesto (VEN)

Player Statistics	SEGATTO Claudiomiro (BRA)						HUNTER-SPIVEY Jack (GBR)					
	Game					Match	Game					Match
	1	2	3	4	5		1	2	3	4	5	
Points won	7	5	12	11	11	46	11	11	10	4	8	44
Biggest lead	3	-	2	7	5	7	4	6	2	1	-	6
Points won on own serve	3	2	7	6	4	22	4	5	6	2	2	19
Points lost on own serve	7	6	4	1	6	24	4	3	5	5	7	24
Most consecutive points won	3	2	3	4	3	4	5	5	4	1	2	5
Greatest deficit overcome	-	-	2	1	-	2	3	-	-	-	-	3
Handedness/Grip	Right/						Left/					

Game/Match Statistics	Game					Match
	1	2	3	4	5	
Longest rally (strokes)	37	11	15	22	24	37
Average rally	8	6	8	9	11	8

Game Progress

1	SEGATTO Claudiomiro (BRA)	*0	2	*3	3	*4	5	*5	5	*7	7			
	HUNTER-SPIVEY Jack (GBR)	0	*0	1	*3	4	*5	7	*9	9	11			
2	SEGATTO Claudiomiro (BRA)	0	*1	2	*3	3	*4	5	*5	5				
	HUNTER-SPIVEY Jack (GBR)	*0	1	*2	3	*5	6	*7	9	11				
3	SEGATTO Claudiomiro (BRA)	*0	1	*2	3	*4	6	*7	7	*7	9	*10	11	12
	HUNTER-SPIVEY Jack (GBR)	0	*1	2	*3	4	*4	5	*7	9	*9	10	*10	10
4	SEGATTO Claudiomiro (BRA)	0	*1	2	*4	6	*7	9	*10	11				
	HUNTER-SPIVEY Jack (GBR)	0	1	*2	2	*2	3	*3	4	4				
5	SEGATTO Claudiomiro (BRA)	*0	1	*3	4	*6	7	*8	8	*9	10	11		
	HUNTER-SPIVEY Jack (GBR)	0	*1	1	*2	2	*3	4	*6	7	*8	8		

Note:

The "Greatest deficit overcome" only applies when the player ends up winning the game.

Legend:

No. Number * Server



Match Results

Resultados da partida

FETIR Ehab (EGY) 3-1 SAVANT AIRA Nicolas (FRA)

Game Summary		Match	Game 1	Game 2	Game 3	Game 4	Game 5
FETIR Ehab	EGY	3	3	11	11	11	
SAVANT AIRA Nicolas	FRA	1	11	6	8	9	
Duration:		28min	4min	6min	7min	8min	

Match No.: 15 Table: 3

Umpires: KOH Christabel (SIN) MEIER Michael (USA)

Player Statistics	FETIR Ehab (EGY)					Match	SAVANT AIRA Nicolas (FRA)					Match	
	Game						Match	Game					
	1	2	3	4	5			1	2	3	4		5
Points won	3	11	11	11		36	11	6	8	9		34	
Biggest lead	-	5	3	2		5	8	1	2	3		8	
Points won on own serve	3	3	3	7		16	6	1	2	6		15	
Points lost on own serve	5	5	6	3		19	0	8	7	4		19	
Most consecutive points won	2	3	3	3		3	4	2	3	2		4	
Greatest deficit overcome	-	1	2	3		3	-	-	-	-		-	
Handedness/Grip	Right/						Right/						

Game/Match Statistics	Game				Match
	1	2	3	4	
Longest rally (strokes)	11	19	26	33	33
Average rally	6	10	10	11	9

Game Progress

1	FETIR Ehab (EGY)	*0	0	*0	2	*2	3	*3	3	
	SAVANT AIRA Nicolas (FRA)	0	*2	4	*4	6	*7	9	11	
2	FETIR Ehab (EGY)	0	*1	2	*4	5	*7	7	*9	11
	SAVANT AIRA Nicolas (FRA)	*0	1	*2	2	*3	3	*5	5	*6
3	FETIR Ehab (EGY)	0	1	*3	3	*4	4	*6	7	*8
	SAVANT AIRA Nicolas (FRA)	0	*1	1	*3	4	*6	6	*7	8
4	FETIR Ehab (EGY)	0	*0	1	*2	4	*5	6	*7	8
	SAVANT AIRA Nicolas (FRA)	*0	2	*3	4	*4	5	*6	7	*8

Note:

The "Greatest deficit overcome" only applies when the player ends up winning the game.

Legend:

No. Number * Server



Match Results

Resultados da partida

PALIKUCA Mitar (SRB) 3-0 KIM Kiyoung (KOR)

Game Summary		Match	Game 1	Game 2	Game 3	Game 4	Game 5
PALIKUCA Mitar	SRB	3	11	11	11		
KIM Kiyoung	KOR	0	4	3	2		
Duration:		16min	4min	4min	4min		

Match No.: 20 Table: 7

Umpires: MANCINI Marco (BRA) SILVA Juvenal (BRA)

Player Statistics	PALIKUCA Mitar (SRB)					Match	KIM Kiyoung (KOR)					Match
	Game						Game					
	1	2	3	4	5		1	2	3	4	5	
Points won	11	11	11			33	4	3	2			9
Biggest lead	8	8	9			9	-	-	-			-
Points won on own serve	7	4	5			16	3	1	1			5
Points lost on own serve	1	2	1			4	4	7	5			16
Most consecutive points won	7	4	5			7	3	1	1			3
Greatest deficit overcome	-	-	-			-	-	-	-			-
Handedness/Grip	Right/						Right/					

Game/Match Statistics	Game					Match
	1	2	3	4	5	
Longest rally (strokes)	11	6	7			11
Average rally	4	4	4			4

Game Progress

1	PALIKUCA Mitar (SRB)	*0	2	*4	6	*7	9	*9	10	11
	KIM Kiyoung (KOR)	0	*0	0	*0	1	*1	3	*4	4
2	PALIKUCA Mitar (SRB)	0	*2	4	*5	6	*8	9	11	
	KIM Kiyoung (KOR)	*0	0	*0	1	*2	2	*3	3	
3	PALIKUCA Mitar (SRB)	0	2	*4	5	*7	9	*10	11	
	KIM Kiyoung (KOR)	0	*0	0	*1	1	*1	2	2	

Note:

The "Greatest deficit overcome" only applies when the player ends up winning the game.

Legend:

No. Number * Server



Match Results

Resultados da partida

LIN Yen-Hung (TPE) 3-2 SEGATTO Claudiomiro (BRA)

Game Summary		Match	Game 1	Game 2	Game 3	Game 4	Game 5
LIN Yen-Hung	TPE	3	11	3	11	7	11
SEGATTO Claudiomiro	BRA	2	5	11	4	11	6
Duration:		35min	4min	5min	5min	7min	8min

Match No.: 23 Table: 5

Umpires: KIM Kyunghye (KOR) HOPKINS Alan Leslie (AUS)

Player Statistics	LIN Yen-Hung (TPE)						SEGATTO Claudiomiro (BRA)					
	Game					Match	Game					Match
	1	2	3	4	5		1	2	3	4	5	
Points won	11	3	11	7	11	43	5	11	4	11	6	37
Biggest lead	6	1	7	1	5	7	1	8	-	4	1	8
Points won on own serve	7	2	7	4	3	23	4	7	3	7	1	22
Points lost on own serve	1	4	1	4	5	15	4	1	4	3	7	19
Most consecutive points won	4	1	6	3	3	6	2	7	2	4	2	7
Greatest deficit overcome	1	-	-	-	1	1	-	1	-	1	-	1
Handedness/Grip	Right/						Right/					

Game/Match Statistics	Game					Match
	1	2	3	4	5	
Longest rally (strokes)	17	33	29	41	50	50
Average rally	6	10	10	14	17	12

Game Progress

1	LIN Yen-Hung (TPE)	*0	1	*2	4	*5	7	*7	9	11	
	SEGATTO Claudiomiro (BRA)	0	*1	2	*2	3	*3	5	*5	5	
2	LIN Yen-Hung (TPE)	0	*1	2	*2	3	*3	3	3		
	SEGATTO Claudiomiro (BRA)	*0	1	*2	4	*5	7	*9	11		
3	LIN Yen-Hung (TPE)	*0	1	*2	4	*6	8	*8	10	11	
	SEGATTO Claudiomiro (BRA)	0	*1	2	*2	2	*2	4	*4	4	
4	LIN Yen-Hung (TPE)	0	*1	2	*2	4	*5	6	*7	7	7
	SEGATTO Claudiomiro (BRA)	*0	1	*2	4	*4	5	*6	7	*9	11
5	LIN Yen-Hung (TPE)	0	1	*2	3	*5	5	*7	8	*10	11
	SEGATTO Claudiomiro (BRA)	0	*1	2	*3	3	*5	5	*6	6	6

Note:

The "Greatest deficit overcome" only applies when the player ends up winning the game.

Legend:

No. Number * Server



Match Results

Resultados da partida

CAO Ningning (CHN) 3-0 LIN Yen-Hung (TPE)

Game Summary		Match	Game 1	Game 2	Game 3	Game 4	Game 5
CAO Ningning	CHN	3	13	11	11		
LIN Yen-Hung	TPE	0	11	2	2		
Duration:		20min	8min	4min	5min		

Match No.: 24 Table: 1

Umpires: WIEKART Ina (NED) BOUDJEHEM Abdellah (ALG)

Player Statistics	CAO Ningning (CHN)					Match	LIN Yen-Hung (TPE)					Match
	Game						Game					
	1	2	3	4	5		1	2	3	4	5	
Points won	13	11	11			35	11	2	2			15
Biggest lead	2	9	9			9	4	-	-			4
Points won on own serve	8	4	6			18	7	0	1			8
Points lost on own serve	4	2	1			7	5	7	5			17
Most consecutive points won	5	7	7			7	5	1	1			5
Greatest deficit overcome	4	-	-			4	-	-	-			-
Handedness/Grip	Right/						Right/					

Game/Match Statistics	Game					Match
	1	2	3	4	5	
Longest rally (strokes)	17	15	11			17
Average rally	7	7	5			6

Game Progress

1	CAO Ningning (CHN)	*0	1	*1	2	*3	5	*6	6	*6	8	*10	11	*11	12	13
	LIN Yen-Hung (TPE)	0	*1	3	*4	5	*5	6	*8	10	*10	10	*10	11	*11	11
2	CAO Ningning (CHN)	0	*2	4	*6	7	*9	10	11							
	LIN Yen-Hung (TPE)	*0	0	*0	0	*1	1	*2	2							
3	CAO Ningning (CHN)	*0	2	*3	4	*6	8	*10	11							
	LIN Yen-Hung (TPE)	0	*0	1	*2	2	*2	2	2							

Note:

The "Greatest deficit overcome" only applies when the player ends up winning the game.

Legend:

No. Number * Server



Match Results

Resultados da partida

URHAUG Tommy (NOR) 3-1 CHENG Ming-Chih (TPE)

Game Summary		Match	Game 1	Game 2	Game 3	Game 4	Game 5
URHAUG Tommy	NOR	3	9	11	11	11	
CHENG Ming-Chih	TPE	1	11	5	9	9	
Duration:		28min	6min	5min	6min	7min	

Match No.: 25 Table: 3

Umpires: de PINTO Pietro (ITA) dos SANTOS Danilo (BRA)

Player Statistics	URHAUG Tommy (NOR)					Match	CHENG Ming-Chih (TPE)					Match
	Game						Game					
	1	2	3	4	5		1	2	3	4	5	
Points won	9	11	11	11		42	11	5	9	9		34
Biggest lead	2	6	3	4		6	3	-	2	-		3
Points won on own serve	4	6	5	5		20	5	3	4	4		16
Points lost on own serve	6	2	5	5		18	5	5	6	6		22
Most consecutive points won	3	4	4	3		4	4	2	4	4		4
Greatest deficit overcome	-	-	2	-		2	2	-	-	-		2
Handedness/Grip	Right/						Right/					

Game/Match Statistics	Game					Match
	1	2	3	4	5	
Longest rally (strokes)	12	16	14	9		16
Average rally	5	6	6	5		6

Game Progress

1	URHAUG Tommy (NOR)	*0	1	*3	3	*4	4	*5	6	*7	9	9
	CHENG Ming-Chih (TPE)	0	*1	1	*3	4	*6	7	*8	9	*9	11
2	URHAUG Tommy (NOR)	0	*2	3	*4	5	*6	8	*9	11		
	CHENG Ming-Chih (TPE)	*0	0	*1	2	*3	4	*4	5	5		
3	URHAUG Tommy (NOR)	*0	1	*3	4	*4	5	*6	6	*7	9	11
	CHENG Ming-Chih (TPE)	0	*1	1	*2	4	*5	6	*8	9	*9	9
4	URHAUG Tommy (NOR)	0	*2	3	*4	6	*7	7	*9	9	*9	11
	CHENG Ming-Chih (TPE)	*0	0	*1	2	*2	3	*5	5	*7	9	9

Note:

The "Greatest deficit overcome" only applies when the player ends up winning the game.

Legend:

No. Number * Server



Match Results

Resultados da partida

BAUS Valentin (GER) 3-0 FETIR Ehab (EGY)

Game Summary		Match	Game 1	Game 2	Game 3	Game 4	Game 5
BAUS Valentin	GER	3	11	11	11		
FETIR Ehab	EGY	0	8	7	5		
Duration:		20min	6min	5min	5min		

Match No.: 26 Table: 5

Umpires: ZAPATA Carlos (ESP) BAUR Helton Luis (BRA)

Player Statistics	BAUS Valentin (GER)					Match	FETIR Ehab (EGY)					Match
	Game						Game					
	1	2	3	4	5		1	2	3	4	5	
Points won	11	11	11			33	8	7	5			20
Biggest lead	4	4	6			6	1	1	2			2
Points won on own serve	6	7	5			18	5	4	2			11
Points lost on own serve	3	3	3			9	5	4	5			14
Most consecutive points won	4	5	6			6	5	3	3			5
Greatest deficit overcome	1	1	2			2	-	-	-			-
Handedness/Grip	Right/						Right/					

Game/Match Statistics	Game					Match
	1	2	3	4	5	
Longest rally (strokes)	15	12	14			15
Average rally	6	4	6			5

Game Progress

1	BAUS Valentin (GER)	0	*2	3	*4	6	*6	6	*7	9	*10	11
	FETIR Ehab (EGY)	*0	0	*1	2	*2	4	*6	7	*7	8	8
2	BAUS Valentin (GER)	*0	2	*3	3	*4	5	*7	9	*9	11	
	FETIR Ehab (EGY)	0	*0	1	*3	4	*5	5	*5	7	7	
3	BAUS Valentin (GER)	0	*1	1	*3	4	*5	7	*9	11		
	FETIR Ehab (EGY)	0	1	*3	3	*4	5	*5	5	5		

Note:

The "Greatest deficit overcome" only applies when the player ends up winning the game.

Legend:

No. Number * Server



Match Results

Resultados da partida

PALIKUCA Mitar (SRB) 3-1 TOLBA Hassaan (EGY)

Game Summary		Match	Game 1	Game 2	Game 3	Game 4	Game 5
PALIKUCA Mitar	SRB	3	11	11	8	11	
TOLBA Hassaan	EGY	1	4	6	11	5	
Duration:		38min	7min	8min	9min	7min	

Match No.: 27 Table: 7

Umpires: VARENGOT Yannick (FRA) MIRANDA Barjonas (BRA)

Player Statistics	PALIKUCA Mitar (SRB)					Match	TOLBA Hassaan (EGY)					Match
	Game						Game					
	1	2	3	4	5		1	2	3	4	5	
Points won	11	11	8	11		41	4	6	11	5		26
Biggest lead	7	5	1	7		7	2	1	3	1		3
Points won on own serve	6	6	6	5		23	3	3	7	2		15
Points lost on own serve	1	3	3	3		10	5	5	2	6		18
Most consecutive points won	8	3	3	4		8	2	2	2	2		2
Greatest deficit overcome	2	1	-	1		2	-	-	1	-		1
Handedness/Grip	Right/						Right/					

Game/Match Statistics	Game					Match
	1	2	3	4	5	
Longest rally (strokes)	39	31	43	31		43
Average rally	13	14	14	15		14

Game Progress

1	PALIKUCA Mitar (SRB)	0	*0	1	*3	5	*7	9	*10	11		
	TOLBA Hassaan (EGY)	*0	2	*3	3	*3	3	*3	4	4		
2	PALIKUCA Mitar (SRB)	*0	1	*2	4	*5	6	*7	8	*10	11	
	TOLBA Hassaan (EGY)	0	*1	2	*2	3	*4	5	*6	6	6	
3	PALIKUCA Mitar (SRB)	0	*0	2	*2	4	*5	6	*6	7	*8	8
	TOLBA Hassaan (EGY)	0	2	*2	4	*4	5	*6	8	*9	10	11
4	PALIKUCA Mitar (SRB)	*0	1	*2	4	*6	7	*9	10	11		
	TOLBA Hassaan (EGY)	0	*1	2	*2	2	*3	3	*4	5		

Note:

The "Greatest deficit overcome" only applies when the player ends up winning the game.

Legend:

No. Number * Server



Match Results

Resultados da partida

CAO Ningning (CHN) 3-0 URHAUG Tommy (NOR)

Game Summary		Match	Game 1	Game 2	Game 3	Game 4	Game 5
CAO Ningning	CHN	3	11	11	11		
URHAUG Tommy	NOR	0	9	9	9		
Duration:		27min	7min	7min	7min		

Match No.: 28 Table: 5

Umpires: CLARO Bruno Augusto (BRA) MUCHA Heike (GER)

Player Statistics	CAO Ningning (CHN)					Match	URHAUG Tommy (NOR)					Match
	Game						Game					
	1	2	3	4	5		1	2	3	4	5	
Points won	11	11	11			33	9	9	9			27
Biggest lead	5	2	4			5	-	2	2			2
Points won on own serve	5	4	4			13	4	3	2			9
Points lost on own serve	5	6	6			17	6	7	7			20
Most consecutive points won	3	3	3			3	3	2	2			3
Greatest deficit overcome	-	2	2			2	-	-	-			-
Handedness/Grip	Right/						Right/					

Game/Match Statistics	Game					Match
	1	2	3	4	5	
Longest rally (strokes)	11	16	12			16
Average rally	5	6	5			5

Game Progress

1	CAO Ningning (CHN)	0	*2	3	*5	5	*7	8	*8	9	*9	11
	URHAUG Tommy (NOR)	*0	0	*1	1	*3	3	*4	6	*7	9	9
2	CAO Ningning (CHN)	*0	0	*2	2	*4	5	*6	7	*8	10	11
	URHAUG Tommy (NOR)	0	*2	2	*4	4	*5	6	*7	8	*8	9
3	CAO Ningning (CHN)	0	*0	1	*3	4	*6	7	*9	9	*10	11
	URHAUG Tommy (NOR)	0	2	*3	3	*4	4	*5	5	*7	8	9

Note:

The "Greatest deficit overcome" only applies when the player ends up winning the game.

Legend:

No. Number * Server



Match Results

Resultados da partida

BAUS Valentin (GER) 3-0 PALIKUCA Mitar (SRB)

Game Summary		Match	Game 1	Game 2	Game 3	Game 4	Game 5
BAUS Valentin	GER	3	11	12	11		
PALIKUCA Mitar	SRB	0	8	10	5		
Duration:		21min	5min	5min	5min		

Match No.: 29 Table: 7

Umpires: dos SANTOS Danilo (BRA) de PINTO Pietro (ITA)

Player Statistics	BAUS Valentin (GER)					Match	PALIKUCA Mitar (SRB)					Match
	Game						Game					
	1	2	3	4	5		1	2	3	4	5	
Points won	11	12	11			34	8	10	5			23
Biggest lead	4	2	6			6	1	6	1			6
Points won on own serve	6	6	4			16	4	5	1			10
Points lost on own serve	4	5	3			12	5	6	7			18
Most consecutive points won	3	6	7			7	3	6	2			6
Greatest deficit overcome	1	6	1			6	-	-	-			-
Handedness/Grip	Right/						Right/					

Game/Match Statistics	Game					Match
	1	2	3	4	5	
Longest rally (strokes)	16	10	22			22
Average rally	6	5	7			6

Game Progress

1	BAUS Valentin (GER)	*0	1	*3	3	*4	6	*7	9	*9	10	11		
	PALIKUCA Mitar (SRB)	0	*1	1	*3	4	*4	5	*5	7	*8	8		
2	BAUS Valentin (GER)	0	*0	0	*0	1	*3	4	*6	8	*9	10	*11	12
	PALIKUCA Mitar (SRB)	*0	2	*4	6	*7	7	*8	8	*8	9	*10	10	10
3	BAUS Valentin (GER)	0	1	*3	3	*4	5	*7	9	11				
	PALIKUCA Mitar (SRB)	0	*1	1	*3	4	*5	5	*5	5				

Note:

The "Greatest deficit overcome" only applies when the player ends up winning the game.

Legend:

No. Number * Server



Match Results

Resultados da partida

PALIKUCA Mitar (SRB) 3-1 URHAUG Tommy (NOR)

Game Summary		Match	Game 1	Game 2	Game 3	Game 4	Game 5
PALIKUCA Mitar	SRB	3	4	14	11	11	
URHAUG Tommy	NOR	1	11	12	6	9	
Duration:		34min	5min	9min	6min	8min	

Match No.: 30 Table: 3

Umpires: TSE Mei Lan (HKG) LU Hong (CHN)

Player Statistics	PALIKUCA Mitar (SRB)					Match	URHAUG Tommy (NOR)					Match
	Game						Game					
	1	2	3	4	5		1	2	3	4	5	
Points won	4	14	11	11		40	11	12	6	9		38
Biggest lead	-	2	5	4		5	7	4	-	2		7
Points won on own serve	2	8	5	7		22	5	7	2	6		20
Points lost on own serve	6	5	4	3		18	2	6	6	4		18
Most consecutive points won	2	5	3	4		5	4	4	1	4		4
Greatest deficit overcome	-	4	-	2		4	-	-	-	-		-
Handedness/Grip	Right/						Right/					

Game/Match Statistics	Game					Match
	1	2	3	4	5	
Longest rally (strokes)	17	14	11	17		17
Average rally	7	7	5	8		7

Game Progress

1	PALIKUCA Mitar (SRB)	*0	1	*1	1	*3	3	*3	4	4								
	URHAUG Tommy (NOR)	0	*1	3	*5	5	*7	9	*10	11								
2	PALIKUCA Mitar (SRB)	0	*1	1	*1	3	*4	5	*7	9	*9	10	*10	11	*12	12	*13	14
	URHAUG Tommy (NOR)	*0	1	*3	5	*5	6	*7	7	*7	9	*10	11	*11	11	*12	12	12
3	PALIKUCA Mitar (SRB)	*0	1	*3	4	*5	6	*7	8	*10	11							
	URHAUG Tommy (NOR)	0	*1	1	*2	3	*4	5	*6	6	6							
4	PALIKUCA Mitar (SRB)	0	*1	3	*5	5	*5	6	*6	8	*9	11						
	URHAUG Tommy (NOR)	*0	1	*1	1	*3	5	*6	8	*8	9	9						

Note:

The "Greatest deficit overcome" only applies when the player ends up winning the game.

Legend:

No. Number * Server



Match Results

Resultados da partida

CAO Ningning (CHN) 3-0 BAUS Valentin (GER)

Game Summary		Match	Game 1	Game 2	Game 3	Game 4	Game 5
CAO Ningning	CHN	3	13	12	11		
BAUS Valentin	GER	0	11	10	8		
Duration:		28min	7min	8min	7min		

Match No.: 31 Table: 1

Umpires: SCARR Valerie (NZL) HOPKINS Alan Leslie (AUS)

Player Statistics	CAO Ningning (CHN)					Match	BAUS Valentin (GER)					Match
	Game						Game					
	1	2	3	4	5		1	2	3	4	5	
Points won	13	12	11			36	11	10	8			29
Biggest lead	3	2	4			4	1	2	-			2
Points won on own serve	9	4	7			20	8	3	5			16
Points lost on own serve	3	7	3			13	4	8	4			16
Most consecutive points won	3	4	4			4	4	3	3			4
Greatest deficit overcome	1	2	-			2	-	-	-			-
Handedness/Grip	Right/						Right/					

Game/Match Statistics	Game					Match
	1	2	3	4	5	
Longest rally (strokes)	17	13	13			17
Average rally	5	6	6			6

Game Progress

1	CAO Ningning (CHN)	*0	2	*2	4	*4	5	*6	8	*9	10	*10	10	*11	12	13
	BAUS Valentin (GER)	0	*0	2	*2	4	*5	6	*6	7	*8	10	*11	11	*11	11
2	CAO Ningning (CHN)	0	*1	2	*4	4	*5	5	*6	8	*10	10	*11	12		
	BAUS Valentin (GER)	*0	1	*2	2	*4	5	*7	8	*8	8	*10	10	10		
3	CAO Ningning (CHN)	*0	1	*3	5	*5	6	*7	8	*8	10	11				
	BAUS Valentin (GER)	0	*1	1	*1	3	*4	5	*6	8	*8	8				

Note:

The "Greatest deficit overcome" only applies when the player ends up winning the game.

Legend:

No. Number * Server



Player Statistics

Estatísticas dos atletas

As of MON 12 SEP 2016

Players	NPC	Matches				Games				Match Duration			
		Played	Won	Lost	%Won	Played	Won	Lost	%Won	All	Average		
BAUS Valentin	GER	5	4	1	80%	15	12	3	80%	1h50min	22min		
Right		Points Won				Points Lost							
CI5		Total	Own Serve:		83	Most Consecutive:		7	Total	Own Serve:	57	Most Consecutive:	6
		161	Opp. Serve:		78	GDO:		6	118	Opp. Serve:	61	GLL:	2
CAO Ningning	CHN	Matches				Games				Match Duration			
Right		Played	Won	Lost	%Won	Played	Won	Lost	%Won	All	Average		
CI5		5	5	0	100%	17	15	2	88%	2h9min	26min		
		Points Won				Points Lost							
		Total	Own Serve:		95	Most Consecutive:		7	Total	Own Serve:	62	Most Consecutive:	6
		186	Opp. Serve:		91	GDO:		4	127	Opp. Serve:	65	GLL:	0
CHENG Ming-Chih	TPE	Matches				Games				Match Duration			
Right		Played	Won	Lost	%Won	Played	Won	Lost	%Won	All	Average		
CI5		3	2	1	67%	11	7	4	64%	1h10min	23min		
		Points Won				Points Lost							
		Total	Own Serve:		54	Most Consecutive:		7	Total	Own Serve:	45	Most Consecutive:	6
		108	Opp. Serve:		54	GDO:		3	88	Opp. Serve:	43	GLL:	2
DEPERGOLA Mauro	ARG	Matches				Games				Match Duration			
Right		Played	Won	Lost	%Won	Played	Won	Lost	%Won	All	Average		
CI5		2	0	2	0%	6	0	6	0%	31min	16min		
		Points Won				Points Lost							
		Total	Own Serve:		10	Most Consecutive:		3	Total	Own Serve:	35	Most Consecutive:	7
		24	Opp. Serve:		14	GDO:		0	65	Opp. Serve:	30	GLL:	2
EL BAQQALI TALIBI Bilal	ESP	Matches				Games				Match Duration			
Left		Played	Won	Lost	%Won	Played	Won	Lost	%Won	All	Average		
CI5		2	0	2	0%	7	1	6	14%	43min	22min		
		Points Won				Points Lost							
		Total	Own Serve:		22	Most Consecutive:		6	Total	Own Serve:	38	Most Consecutive:	8
		46	Opp. Serve:		24	GDO:		0	74	Opp. Serve:	36	GLL:	2
FETIR Ehab	EGY	Matches				Games				Match Duration			
Right		Played	Won	Lost	%Won	Played	Won	Lost	%Won	All	Average		
CI5		3	1	2	33%	10	3	7	30%	1h6min	22min		
		Points Won				Points Lost							
		Total	Own Serve:		34	Most Consecutive:		5	Total	Own Serve:	51	Most Consecutive:	6
		72	Opp. Serve:		38	GDO:		3	99	Opp. Serve:	48	GLL:	4
HUNTER-SPIVEY Jack	GBR	Matches				Games				Match Duration			
Left		Played	Won	Lost	%Won	Played	Won	Lost	%Won	All	Average		
CI5		2	0	2	0%	8	2	6	25%	1h5min	33min		
		Points Won				Points Lost							
		Total	Own Serve:		30	Most Consecutive:		6	Total	Own Serve:	41	Most Consecutive:	5
		65	Opp. Serve:		35	GDO:		3	80	Opp. Serve:	39	GLL:	6



Player Statistics

Estatísticas dos atletas

As of MON 12 SEP 2016

Players	NPC	Matches				Games				Match Duration			
		Played	Won	Lost	%Won	Played	Won	Lost	%Won	All	Average		
KIM Kiyoung Right Cl5	KOR	3	1	2	33%	10	4	6	40%	1h5min	22min		
		Points Won				Points Lost							
		Total	Own Serve: 39			Most Consecutive: 8			Total	Own Serve: 46			Most Consecutive: 7
		74	Opp. Serve: 35			GDO: 2			94	Opp. Serve: 48			GLL: 2
LIN Yen-Hung Right Cl5	TPE	Matches				Games				Match Duration			
		Played	Won	Lost	%Won	Played	Won	Lost	%Won	All	Average		
		4	2	2	50%	17	7	10	41%	2h11min	33min		
		Points Won				Points Lost							
Total	Own Serve: 73			Most Consecutive: 6			Total	Own Serve: 71			Most Consecutive: 7		
135	Opp. Serve: 62			GDO: 6			158	Opp. Serve: 87			GLL: 4		
OZTURK Ali Right Cl5	TUR	Matches				Games				Match Duration			
		Played	Won	Lost	%Won	Played	Won	Lost	%Won	All	Average		
		2	0	2	0%	8	2	6	25%	1h0min	30min		
		Points Won				Points Lost							
Total	Own Serve: 38			Most Consecutive: 6			Total	Own Serve: 33			Most Consecutive: 9		
64	Opp. Serve: 26			GDO: 0			76	Opp. Serve: 43			GLL: 6		
PALIKUCA Mitar Right Cl5	SRB	Matches				Games				Match Duration			
		Played	Won	Lost	%Won	Played	Won	Lost	%Won	All	Average		
		6	4	2	67%	21	13	8	62%	2h34min	26min		
		Points Won				Points Lost							
Total	Own Serve: 106			Most Consecutive: 8			Total	Own Serve: 77			Most Consecutive: 7		
205	Opp. Serve: 99			GDO: 4			163	Opp. Serve: 86			GLL: 6		
SAVANT AIRA Nicolas Right Cl5	FRA	Matches				Games				Match Duration			
		Played	Won	Lost	%Won	Played	Won	Lost	%Won	All	Average		
		2	0	2	0%	7	1	6	14%	47min	24min		
		Points Won				Points Lost							
Total	Own Serve: 24			Most Consecutive: 4			Total	Own Serve: 35			Most Consecutive: 8		
52	Opp. Serve: 28			GDO: 0			68	Opp. Serve: 33			GLL: 3		
SEGATTO Claudiomiro Right Cl5	BRA	Matches				Games				Match Duration			
		Played	Won	Lost	%Won	Played	Won	Lost	%Won	All	Average		
		3	1	2	33%	13	5	8	38%	1h37min	32min		
		Points Won				Points Lost							
Total	Own Serve: 53			Most Consecutive: 7			Total	Own Serve: 59			Most Consecutive: 6		
101	Opp. Serve: 48			GDO: 2			117	Opp. Serve: 58			GLL: 3		
TOLBA Hassaan Right Cl5	EGY	Matches				Games				Match Duration			
		Played	Won	Lost	%Won	Played	Won	Lost	%Won	All	Average		
		3	2	1	67%	11	7	4	64%	1h40min	33min		
		Points Won				Points Lost							
Total	Own Serve: 52			Most Consecutive: 9			Total	Own Serve: 41			Most Consecutive: 8		
95	Opp. Serve: 43			GDO: 3			91	Opp. Serve: 50			GLL: 2		



Player Statistics
Estatísticas dos atletas

As of MON 12 SEP 2016

Players	NPC	Matches				Games				Match Duration	
		Played	Won	Lost	%Won	Played	Won	Lost	%Won	All	Average
URHAUG Tommy	NOR	5	3	2	60%	17	10	7	59%	2h6min	25min
Right		Points Won						Points Lost			
CI5		Total	Own Serve:	81	Most Consecutive:	8	Total	Own Serve:	75	Most Consecutive:	5
		172	Opp. Serve:	91	GDO:	4	142	Opp. Serve:	67	GLL:	4

Note:
The "Greatest deficit overcome" only applies when the player ends up winning the game and "Greatest lead lost" only when losing.

Legend:
GDO Greatest deficit overcome **GLL** Greatest lead lost **Opp.** Opponent's



Tournament Statistics

Estatísticas do torneio

As of MON 12 SEP 2016

Statistics	Preliminaries	Round 1	Quarterfinals	Semifinals	Finals	Total
Matches						
Total	15	2	4	2	2	25
Game Margin: 3:0	8 53%	1 50%	2 50%	2 100%	1 50%	14 56%
3:1	5 33%		2 50%		1 50%	8 32%
3:2	2 13%	1 50%				3 12%
Invalid Results Mark						
Duration: Total	6h20min	51min	1h46min	48min	1h2min	10h47min
Longest	43min	35min	38min	27min	34min	43min
Shortest	14min	16min	20min	21min	28min	14min
Average	25min	26min	27min	24min	31min	26min
Games						
Total	54	8	14	6	7	89
Point Margin: 11						
10	1 2%					1 1%
9	5 9%	1 13%	2 14%			8 9%
8	2 4%	2 25%				4 4%
7	6 11%	2 25%	1 7%		1 14%	10 11%
6	7 13%	1 13%	3 21%	1 17%		12 13%
5	3 6%	1 13%	1 7%		1 14%	6 7%
4	2 4%	1 13%	1 7%			4 4%
3	15 28%		2 14%	1 17%	1 14%	19 21%
2	13 24%		4 29%	4 67%	4 57%	25 28%
Invalid Results Mark						
Duration: Total	4h48min	41min	1h28min	36min	50min	8h23min
Longest	10min	8min	9min	7min	9min	10min
Shortest	2min	4min	4min	5min	5min	2min
Average	5min	5min	6min	6min	7min	6min
Points						
Total	947	122	246	117	143	1575
Per game	17.54	15.25	17.57	19.50	20.43	17.70
Most consecutive won	9	7	8	7	5	9
Greatest deficit overcome	6	1	4	6	4	6
Longest rally	82	50	43	22	17	82
Average rally	7	9	8	6	6	7

Note:

The "Greatest deficit overcome" only applies when the player ends up winning the game.



Entry List by Event

As of MON 5 SEP 2016

NPC	Name	Date of Birth	How Qualified	World Ranking
CHI - Chile	DETONI Cristian	8 OCT 1974	QI	17
	PINO Matias	23 APR 1997	CQ	25
DEN - Denmark	JENSEN Michal	7 JUL 1980	QI	18
	ROSENMEIER Peter	23 MAR 1984		2
EGY - Egypt	HAMADTOU Ibrahim	1 JUL 1973	CQ	55
ESP - Spain	SEOANE ALCARAZ Alberto	29 JUN 1987	QR	9
	VALERA MUNOZ VARGAS Alvaro	16 OCT 1982	CQ	1
GBR - Great Britain	KARABARDAK Paul	3 OCT 1985	QR	6
	WETHERILL David	22 DEC 1989	QR	4
GER - Germany	RAU Thomas	6 APR 1984	QR	7
ISR - Israel	BOBROV Danny	29 AUG 1986	QR	9
ITA - Italy	ALECCI Raimondo	3 SEP 1982	QR	12
KOR - Republic of Korea	PARK Hong-Kyu	17 JUL 1973	QR	5
ROU - Romania	SIMION Bobi	26 JUL 1980	QR	11
THA - Thailand	THAINIYOM Rungroj	16 DEC 1986	CQ	3

Note:

All changes are available in INFO.
(nnn) in 'How Qualified' represents the player's singles world ranking as of September 2016.

Legend:

CQ Continental Qualification **QI** Qualified by Invitation **QR** World Ranking



Draw
Sorteio

GROUP A

Rk	Name	NPC	ESP	ROU	CHI	Match Points
1	VALERA MUNOZ VARGAS Alvaro	ESP		3:0 (16:14, 11:4, 12:10)	3:0 (11:3, 11:2, 11:6)	4
2	SIMION Bobi	ROU	0:3 (14:16, 4:11, 10:12)		3:2 (7:11, 11:6, 9:11, 11:7, 11:7)	3
3	DETTONI Cristian	CHI	0:3 (3:11, 2:11, 6:11)	2:3 (11:7, 6:11, 11:9, 7:11, 7:11)		2

GROUP B

Rk	Name	NPC	DEN	ESP	ITA	Match Points
1	ROSENMEIER Peter	DEN		3:1 (11:2, 9:11, 11:8, 11:3)	3:0 (11:8, 11:4, 11:5)	4
2	SEOANE ALCARAZ Alberto	ESP	1:3 (2:11, 11:9, 8:11, 3:11)		3:2 (8:11, 11:8, 13:11, 6:11, 11:8)	3
3	ALECCI Raimondo	ITA	0:3 (8:11, 4:11, 5:11)	2:3 (11:8, 8:11, 11:13, 11:6, 8:11)		2

GROUP C

Rk	Name	NPC	THA	DEN	ISR	Match Points
1	THAINIYOM Rungroj	THA		3:0 (11:5, 11:6, 11:4)	3:0 (11:8, 11:5, 14:12)	4
2	JENSEN Michal	DEN	0:3 (5:11, 6:11, 4:11)		3:1 (11:9, 12:10, 17:19, 11:8)	3
3	BOBROV Danny	ISR	0:3 (8:11, 5:11, 12:14)	1:3 (9:11, 10:12, 19:17, 8:11)		2

GROUP D

Rk	Name	NPC	GER	GBR	EGY	Match Points
1	RAU Thomas	GER		3:0 (11:7, 12:10, 11:6)	3:0 (11:4, 11:6, 11:4)	4
2	WETHERILL David	GBR	0:3 (7:11, 10:12, 6:11)		3:0 (11:5, 11:7, 11:5)	3
3	HAMADTOU Ibrahim	EGY	0:3 (4:11, 6:11, 4:11)	0:3 (5:11, 7:11, 5:11)		2

GROUP E

Rk	Name	NPC	KOR	CHI	GBR	Match Points
1	PARK Hong-Kyu	KOR		3:2 (11:3, 11:5, 5:11, 6:11, 11:9)	3:2 (2:11, 12:10, 4:11, 12:10, 11:8)	4
2	PINO Matias	CHI	2:3 (3:11, 5:11, 11:5, 11:6, 9:11)		3:2 (7:11, 8:11, 11:9, 11:9, 11:8)	3
3	KARABARDAK Paul	GBR	2:3 (11:2, 10:12, 11:4, 10:12, 8:11)	2:3 (11:7, 11:8, 9:11, 9:11, 8:11)		2



Draw
Sorteio

Qualification rule:

First and Second from each group will qualify for the Round 1.

Legend:

Rk Rank



Draw
Sorteio

QUALIFIED FROM GROUPS				
Group	Rk	Name	NPC	Match Points
A	1	VALERA MUNOZ VARGAS Alvaro	ESP	4
B	1	ROSENMEIER Peter	DEN	4
C	1	THAINIYOM Rungroj	THA	4
D	1	RAU Thomas	GER	4
E	1	PARK Hong-Kyu	KOR	4
A	2	SIMION Bobi	ROU	3
B	2	SEOANE ALCARAZ Alberto	ESP	3
C	2	JENSEN Michal	DEN	3
D	2	WETHERILL David	GBR	3
E	2	PINO Matias	CHI	3

Round 1	NPC Code	Quarterfinals	Semifinals	Finals
VALERA MUNOZ VARGAS Alvaro	ESP			
BYE		VALERA MUNOZ VARG.		
WETHERILL David	GBR		VALERA MUNOZ VARG. 3-2 (9:11, 10:12, 12:10, 11:8, 11:8)	
PINO Matias	CHI	WETHERILL David 3-1 (11:9, 11:7, 4:11, 11:9)		
SEOANE ALCARAZ Alberto	ESP			VALERA MUNOZ VARG. 3-1 (11:3, 11:9, 10:12, 11:3)
BYE		SEOANE ALCARAZ A		
BYE			THAINIYOM Rungroj 3-2 (11:7, 11:9, 4:11, 9:11, 11:7)	
THAINIYOM Rungroj	THA	THAINIYOM Rungroj		
RAU Thomas	GER			
BYE		RAU Thomas		
BYE			PARK Hong-Kyu 3-0 (11:3, 11:7, 11:6)	
PARK Hong-Kyu	KOR	PARK Hong-Kyu		
SIMION Bobi	ROU			
JENSEN Michal	DEN	SIMION Bobi 3-2 (11:7, 16:14, 8:11, 7:11, 11:5)		
BYE			ROSENMEIER Peter 3-0 (11:6, 11:8, 11:5)	
ROSENMEIER Peter	DEN	ROSENMEIER Peter		
				GOLD
				ROSENMEIER Peter DEN 3-2 (5:11, 12:10, 6:11, 11:9, 11:6)
				SILVER
				ROSENMEIER Peter 3-1 (11:9, 11:4, 7:11, 11:6)
				BRONZE
				THAINIYOM Rungroj THAINIYOM Rungroj THA 3-0 (11:4, 11:4, 11:4)
				PARK Hong-Kyu PARK Hong-Kyu THA 3-0 (11:4, 11:4, 11:4)



Match Results

Resultados da partida

VALERA MUNOZ VARGAS Alvaro (ESP) 3-0 DETTONI Cristian (CHI)

Game Summary		Match	Game 1	Game 2	Game 3	Game 4	Game 5
VALERA MUNOZ VARGAS Alvaro	ESP	3	11	11	11		
DETTONI Cristian	CHI	0	3	2	6		
Duration:		16min	4min	4min	5min		

Match No.: 1 Table: 8

Umpires: ARINYE Cecilia Dora (NGR) VILANOVA Flavia (BRA)

Player Statistics	VALERA MUNOZ VARGAS Alvaro (ESP)					Match	DETTONI Cristian (CHI)					Match
	Game						Game					
	1	2	3	4	5		1	2	3	4	5	
Points won	11	11	11			33	3	2	6			11
Biggest lead	8	9	5			9	1	-	-			1
Points won on own serve	7	5	5			17	2	1	3			6
Points lost on own serve	1	1	3			5	4	6	5			15
Most consecutive points won	5	7	5			7	1	1	2			2
Greatest deficit overcome	1	-	-			1	-	-	-			-
Handedness/Grip	Right/						Left/					

Game/Match Statistics	Game					Match
	1	2	3	4	5	
Longest rally (strokes)	6	11	12			12
Average rally	4	5	4			4

Game Progress

1	VALERA MUNOZ VARGAS Alvaro (ESP)	*0	1	*3	5	*6	8	*9	11		
	DETTONI Cristian (CHI)	0	*1	1	*1	2	*2	3	3		
2	VALERA MUNOZ VARGAS Alvaro (ESP)	0	*2	3	*4	6	*8	10	11		
	DETTONI Cristian (CHI)	*0	0	*1	2	*2	2	*2	2		
3	VALERA MUNOZ VARGAS Alvaro (ESP)	0	2	*4	5	*6	6	*7	9	*10	11
	DETTONI Cristian (CHI)	0	*0	0	*1	2	*4	5	*5	6	6

Note:

The "Greatest deficit overcome" only applies when the player ends up winning the game.

Legend:

No. Number * Server



Match Results

Resultados da partida

ROSENMEIER Peter (DEN) 3-0 ALECCI Raimondo (ITA)

Game Summary		Match	Game 1	Game 2	Game 3	Game 4	Game 5
ROSENMEIER Peter	DEN	3	11	11	11		
ALECCI Raimondo	ITA	0	8	4	5		
Duration:		16min	5min	4min	4min		

Match No.: 2 Table: 2

Umpires: KOH Christabel (SIN) CLARO Bruno Augusto (BRA)

Player Statistics	ROSENMEIER Peter (DEN)					Match	ALECCI Raimondo (ITA)					Match	
	Game						Match	Game					
	1	2	3	4	5			1	2	3	4		5
Points won	11	11	11			33	8	4	5			17	
Biggest lead	3	7	6			7	4	-	-			4	
Points won on own serve	5	6	4			15	3	3	2			8	
Points lost on own serve	5	1	3			9	6	5	6			17	
Most consecutive points won	5	4	6			6	3	1	4			4	
Greatest deficit overcome	4	-	-			4	-	-	-			-	
Handedness/Grip	Left/						Right/						

Game/Match Statistics	Game					Match
	1	2	3	4	5	
Longest rally (strokes)	8	6	7			8
Average rally	4	3	4			4

Game Progress

1	ROSENMEIER Peter (DEN)		*0		0		*1		2		*2		4		*6		6		*8		10		11
	ALECCI Raimondo (ITA)		0		*2		3		*4		6		*6		6		*8		8		*8		8
2	ROSENMEIER Peter (DEN)		0		*2		4		*5		6		*7		9		*10		11				
	ALECCI Raimondo (ITA)		*0		0		*0		1		*2		3		*3		4		4				
3	ROSENMEIER Peter (DEN)		0		2		*4		5		*5		5		*7		9		11				
	ALECCI Raimondo (ITA)		0		*0		0		*1		3		*5		5		*5		5				

Note:

The "Greatest deficit overcome" only applies when the player ends up winning the game.

Legend:

No. Number * Server



Match Results

Resultados da partida

THAINIYOM Rungroj (THA) 3-0 JENSEN Michal (DEN)

Game Summary		Match	Game 1	Game 2	Game 3	Game 4	Game 5
THAINIYOM Rungroj	THA	3	11	11	11		
JENSEN Michal	DEN	0	5	6	4		
Duration:		18min	5min	6min	5min		

Match No.: 3 Table: 4

Umpires: WIEKART Ina (NED) HOPKINS Alan Leslie (AUS)

Player Statistics	THAINIYOM Rungroj (THA)					Match	JENSEN Michal (DEN)					Match
	Game						Game					
	1	2	3	4	5		1	2	3	4	5	
Points won	11	11	11			33	5	6	4			15
Biggest lead	7	5	7			7	-	-	-			-
Points won on own serve	7	5	7			19	4	3	3			10
Points lost on own serve	1	3	1			5	4	6	4			14
Most consecutive points won	7	3	4			7	2	2	2			2
Greatest deficit overcome	-	-	-			-	-	-	-			-
Handedness/Grip	Left/						Left/					

Game/Match Statistics	Game					Match
	1	2	3	4	5	
Longest rally (strokes)	20	28	14			28
Average rally	7	8	6			7

Game Progress

1	THAINIYOM Rungroj (THA)	*0	2	*4	6	*7	8	*8	10	11	
	JENSEN Michal (DEN)	0	*0	0	*0	1	*2	4	*4	5	
2	THAINIYOM Rungroj (THA)	0	*2	3	*4	5	*6	8	*9	10	11
	JENSEN Michal (DEN)	*0	0	*1	2	*3	4	*4	5	*6	6
3	THAINIYOM Rungroj (THA)	*0	2	*3	5	*6	8	*9	10	11	
	JENSEN Michal (DEN)	0	*0	1	*1	2	*2	3	*4	4	

Note:

The "Greatest deficit overcome" only applies when the player ends up winning the game.

Legend:

No. Number * Server



Match Results

Resultados da partida

WETHERILL David (GBR) 3-0 HAMADTOU Ibrahim (EGY)

Game Summary		Match	Game 1	Game 2	Game 3	Game 4	Game 5
WETHERILL David	GBR	3	11	11	11		
HAMADTOU Ibrahim	EGY	0	5	7	5		
Duration:		17min	4min	5min	5min		

Match No.: 4 Table: 6

Umpires: VARENGOT Yannick (FRA) MONTES Marlos (BRA)

Player Statistics	WETHERILL David (GBR)					Match	HAMADTOU Ibrahim (EGY)					Match
	Game						Game					
	1	2	3	4	5		1	2	3	4	5	
Points won	11	11	11			33	5	7	5			17
Biggest lead	7	4	6			7	-	-	1			1
Points won on own serve	5	6	5			16	2	5	3			10
Points lost on own serve	3	2	2			7	6	5	5			16
Most consecutive points won	6	3	4			6	3	2	2			3
Greatest deficit overcome	-	-	1			1	-	-	-			-
Handedness/Grip	Right/						/					

Game/Match Statistics	Game					Match
	1	2	3	4	5	
Longest rally (strokes)	7	5	6			7
Average rally	3	3	3			3

Game Progress

1	WETHERILL David (GBR)	*0	2	*3	5	*7	8	*9	9	11	
	HAMADTOU Ibrahim (EGY)	0	*0	1	*1	1	*2	3	*5	5	
2	WETHERILL David (GBR)	0	*2	3	*4	6	*6	7	*8	10	11
	HAMADTOU Ibrahim (EGY)	*0	0	*1	2	*2	4	*5	6	*6	7
3	WETHERILL David (GBR)	0	1	*2	4	*5	7	*8	9	11	
	HAMADTOU Ibrahim (EGY)	0	*1	2	*2	3	*3	4	*5	5	

Note:

The "Greatest deficit overcome" only applies when the player ends up winning the game.

Legend:

No. Number * Server



Match Results

Resultados da partida

PARK Hong-Kyu (KOR) 3-2 PINO Matias (CHI)

Game Summary		Match	Game 1	Game 2	Game 3	Game 4	Game 5
PARK Hong-Kyu	KOR	3	11	11	5	6	11
PINO Matias	CHI	2	3	5	11	11	9
Duration:		32min	4min	5min	5min	6min	7min

Match No.: 5 Table: 8

Umpires: MUCHA Heike (GER) DEMARIO Leonor (BRA)

Player Statistics	PARK Hong-Kyu (KOR)						Match	PINO Matias (CHI)					Match
	Game					Match		Game					
	1	2	3	4	5			1	2	3	4	5	
Points won	11	11	5	6	11	44	3	5	11	11	9	39	
Biggest lead	8	7	-	1	6	8	1	-	7	5	-	7	
Points won on own serve	7	7	3	3	5	25	2	4	6	6	4	22	
Points lost on own serve	1	1	4	5	5	16	4	4	2	3	6	19	
Most consecutive points won	6	7	3	4	5	7	2	3	4	5	5	5	
Greatest deficit overcome	1	-	-	-	-	1	-	-	-	1	-	1	
Handedness/Grip	/							Left/					

Game/Match Statistics	Game					Match
	1	2	3	4	5	
Longest rally (strokes)	11	9	12	13	13	13
Average rally	5	4	6	6	5	5

Game Progress

1	PARK Hong-Kyu (KOR)	*0	1	*2	4	*5	7	*9	11			
	PINO Matias (CHI)	0	*1	2	*2	3	*3	3	3			
2	PARK Hong-Kyu (KOR)	0	*1	3	*5	7	*8	9	*9	11		
	PINO Matias (CHI)	*0	1	*1	1	*1	2	*3	5	5		
3	PARK Hong-Kyu (KOR)	0	0	*0	1	*2	2	*3	5	5		
	PINO Matias (CHI)	0	*2	4	*5	6	*8	9	*9	11		
4	PARK Hong-Kyu (KOR)	0	*1	1	*1	3	*5	6	*6	6	6	
	PINO Matias (CHI)	*0	1	*3	5	*5	5	*6	8	*10	11	
5	PARK Hong-Kyu (KOR)	*0	2	*3	4	*6	8	*8	8	*9	9	11
	PINO Matias (CHI)	0	*0	1	*2	2	*2	4	*6	7	*9	9

Note:

The "Greatest deficit overcome" only applies when the player ends up winning the game.

Legend:

No. Number * Server



Match Results

Resultados da partida

VALERA MUNOZ VARGAS Alvaro (ESP) 3-0 SIMION Bobi (ROU)

Game Summary		Match	Game 1	Game 2	Game 3	Game 4	Game 5
VALERA MUNOZ VARGAS Alvaro	ESP	3	16	11	12		
SIMION Bobi	ROU	0	14	4	10		
Duration:		31min	9min	5min	11min		

Match No.: 6 Table: 6

Umpires: HIGASHIJIMA Masae (JPN) SCARR Valerie (NZL)

Player Statistics	VALERA MUNOZ VARGAS Alvaro (ESP)					Match	SIMION Bobi (ROU)					Match
	Game						Game					
	1	2	3	4	5		1	2	3	4	5	
Points won	16	11	12			39	14	4	10			28
Biggest lead	2	7	4			7	2	1	1			2
Points won on own serve	8	5	6			19	7	1	5			13
Points lost on own serve	7	3	5			15	8	6	6			20
Most consecutive points won	3	5	3			5	3	2	5			5
Greatest deficit overcome	2	1	1			2	-	-	-			-
Handedness/Grip	Right/						Left/					

Game/Match Statistics	Game					Match
	1	2	3	4	5	
Longest rally (strokes)	19	11	18			19
Average rally	5	6	5			5

Game Progress

1	VALERA MUNOZ VARGAS Alvaro (ESP)	0	*1	3	*3	4	*6	6	*7	7	*9	10	*10	11	*11	12	*13	13
	SIMION Bobi (ROU)	*0	1	*1	3	*4	4	*6	7	*9	9	*10	11	*11	12	*12	12	*13
			*13	14	*15	16												
		14	*14	14	14													
2	VALERA MUNOZ VARGAS Alvaro (ESP)	*0	1	*2	3	*5	6	*8	10	11								
	SIMION Bobi (ROU)	0	*1	2	*3	3	*4	4	*4	4								
3	VALERA MUNOZ VARGAS Alvaro (ESP)	0	*1	3	*4	5	*6	7	*9	9	*9	10	*11	12				
	SIMION Bobi (ROU)	*0	1	*1	2	*3	4	*5	5	*7	9	*10	10	10				

Note:

The "Greatest deficit overcome" only applies when the player ends up winning the game.

Legend:

No. Number * Server



Match Results

Resultados da partida

ROSENMEIER Peter (DEN) 3-1 SEOANE ALCARAZ Alberto (ESP)

Game Summary		Match	Game 1	Game 2	Game 3	Game 4	Game 5
ROSENMEIER Peter	DEN	3	11	9	11	11	
SEOANE ALCARAZ Alberto	ESP	1	2	11	8	3	
Duration:		26min	4min	6min	6min	4min	

Match No.: 7 Table: 2

Umpires: DUBEY Atul (IND) GALVAO Luzia (BRA)

Player Statistics	ROSENMEIER Peter (DEN)					Match	SEOANE ALCARAZ Alberto (ESP)					Match
	Game						Game					
	1	2	3	4	5		1	2	3	4	5	
Points won	11	9	11	11		42	2	11	8	3		24
Biggest lead	9	1	3	8		9	-	3	2	1		3
Points won on own serve	5	5	6	6		22	1	6	5	1		13
Points lost on own serve	1	5	3	1		10	6	4	5	5		20
Most consecutive points won	5	3	4	7		7	1	3	3	1		3
Greatest deficit overcome	-	-	2	1		2	-	1	-	-		1
Handedness/Grip	Left/						Right/					

Game/Match Statistics	Game					Match
	1	2	3	4	5	
Longest rally (strokes)	5	10	6	5		10
Average rally	4	4	4	3		4

Game Progress

1	ROSENMEIER Peter (DEN)	0	*2	3	*5	7	*8	10	11			
	SEOANE ALCARAZ Alberto (ESP)	*0	0	*1	1	*1	2	*2	2			
2	ROSENMEIER Peter (DEN)	*0	0	*1	2	*4	5	*6	7	*7	9	9
	SEOANE ALCARAZ Alberto (ESP)	0	*2	3	*4	4	*5	6	*7	9	*9	11
3	ROSENMEIER Peter (DEN)	0	*0	2	*4	5	*5	6	*7	8	*10	11
	SEOANE ALCARAZ Alberto (ESP)	*0	2	*2	2	*3	5	*6	7	*8	8	8
4	ROSENMEIER Peter (DEN)	0	1	*3	5	*7	8	*9	11			
	SEOANE ALCARAZ Alberto (ESP)	0	*1	1	*1	1	*2	3	3			

Note:

The "Greatest deficit overcome" only applies when the player ends up winning the game.

Legend:

No. Number * Server



Match Results

Resultados da partida

THAINIYOM Rungroj (THA) 3-0 BOBROV Danny (ISR)

Game Summary		Match	Game 1	Game 2	Game 3	Game 4	Game 5
THAINIYOM Rungroj	THA	3	11	11	14		
BOBROV Danny	ISR	0	8	5	12		
Duration:		21min	4min	4min	7min		

Match No.: 8 Table: 2

Umpires: MEIER Michael (USA) KOH Christabel (SIN)

Player Statistics	THAINIYOM Rungroj (THA)					Match	BOBROV Danny (ISR)					Match
	Game						Game					
	1	2	3	4	5		1	2	3	4	5	
Points won	11	11	14			36	8	5	12			25
Biggest lead	4	6	2			6	-	1	4			4
Points won on own serve	5	6	9			20	4	3	8			15
Points lost on own serve	4	2	4			10	6	5	5			16
Most consecutive points won	3	6	3			6	2	3	4			4
Greatest deficit overcome	-	1	4			4	-	-	-			-
Handedness/Grip	Left/						Right/					

Game/Match Statistics	Game					Match
	1	2	3	4	5	
Longest rally (strokes)	8	5	6			8
Average rally	3	3	3			3

Game Progress

1	THAINIYOM Rungroj (THA)	0	*1	3	*4	5	*6	7	*9	9	*10	11						
	BOBROV Danny (ISR)	*0	1	*1	2	*3	4	*5	5	*7	8	8						
2	THAINIYOM Rungroj (THA)	*0	1	*2	4	*6	7	*7	9	11								
	BOBROV Danny (ISR)	0	*1	2	*2	2	*3	5	*5	5								
3	THAINIYOM Rungroj (THA)	0	*0	0	*1	3	*4	5	*6	8	*9	10	*10	11	*11	12	*13	14
	BOBROV Danny (ISR)	*0	2	*4	5	*5	6	*7	8	*8	9	*10	11	*11	12	*12	12	12

Note:

The "Greatest deficit overcome" only applies when the player ends up winning the game.

Legend:

No. Number * Server



Match Results

Resultados da partida

RAU Thomas (GER) 3-0 WETHERILL David (GBR)

Game Summary		Match	Game 1	Game 2	Game 3	Game 4	Game 5
RAU Thomas	GER	3	11	12	11		
WETHERILL David	GBR	0	7	10	6		
Duration:		23min	5min	7min	6min		

Match No.: 9 Table: 4

Umpires: BAUR Helton Luis (BRA) DEMARIO Leonor (BRA)

Player Statistics	RAU Thomas (GER)					Match	WETHERILL David (GBR)					Match
	Game						Game					
	1	2	3	4	5		1	2	3	4	5	
Points won	11	12	11			34	7	10	6			23
Biggest lead	6	2	5			6	-	2	3			3
Points won on own serve	6	7	6			19	3	6	3			12
Points lost on own serve	4	4	3			11	5	5	5			15
Most consecutive points won	4	4	8			8	3	3	2			3
Greatest deficit overcome	-	2	3			3	-	-	-			-
Handedness/Grip	Right/						Right/					

Game/Match Statistics	Game					Match
	1	2	3	4	5	
Longest rally (strokes)	5	7	6			7
Average rally	3	3	3			3

Game Progress

1	RAU Thomas (GER)	*0	2	*4	5	*6	7	*9	10	*10	11			
	WETHERILL David (GBR)	0	*0	0	*1	2	*3	3	*4	6	7			
2	RAU Thomas (GER)	0	*0	2	*3	4	*4	6	*8	9	*10	10	*11	12
	WETHERILL David (GBR)	*0	2	*2	3	*4	6	*6	6	*7	8	*10	10	10
3	RAU Thomas (GER)	*0	1	*1	2	*3	4	*6	8	*10	11			
	WETHERILL David (GBR)	0	*1	3	*4	5	*6	6	*6	6	6			

Note:
The "Greatest deficit overcome" only applies when the player ends up winning the game.

Legend:
No. Number * Server



Match Results

Resultados da partida

PARK Hong-Kyu (KOR) 3-2 KARABARDAK Paul (GBR)

Game Summary		Match	Game 1	Game 2	Game 3	Game 4	Game 5
PARK Hong-Kyu	KOR	3	2	12	4	12	11
KARABARDAK Paul	GBR	2	11	10	11	10	8
Duration:		34min	3min	7min	4min	5min	7min

Match No.: 10 Table: 6

Umpires: BOGREN Ingrid (SWE) VARENGOT Yannick (FRA)

Player Statistics	PARK Hong-Kyu (KOR)						Match	KARABARDAK Paul (GBR)						Match
	Game					Match		Game					Match	
	1	2	3	4	5			1	2	3	4	5		
Points won	2	12	4	12	11	41	11	10	11	10	8	50		
Biggest lead	1	2	-	4	3	4	9	3	7	1	3	9		
Points won on own serve	2	8	3	7	5	25	6	7	6	6	3	28		
Points lost on own serve	5	3	4	4	5	21	0	4	1	5	6	16		
Most consecutive points won	1	3	1	4	5	5	7	3	3	3	3	7		
Greatest deficit overcome	-	3	-	1	3	3	1	-	-	-	-	1		
Handedness/Grip	/							Right/						

Game/Match Statistics	Game					Match
	1	2	3	4	5	
Longest rally (strokes)	7	10	12	8	19	19
Average rally	4	5	5	4	6	5

Game Progress

1	PARK Hong-Kyu (KOR)	*0	1	*1	2	*2	2	*2	2											
	KARABARDAK Paul (GBR)	0	*1	3	*4	6	*8	10	11											
2	PARK Hong-Kyu (KOR)	0	*0	1	*2	4	*5	6	*6	8	*9	10	*11	12						
	KARABARDAK Paul (GBR)	*0	2	*3	4	*4	5	*6	8	*8	9	*10	10	10						
3	PARK Hong-Kyu (KOR)	0	0	*1	2	*2	3	*3	4	4										
	KARABARDAK Paul (GBR)	0	*2	3	*4	6	*7	9	*10	11										
4	PARK Hong-Kyu (KOR)	0	*1	2	*3	4	*6	8	*8	9	*9	10	*11	12						
	KARABARDAK Paul (GBR)	*0	1	*2	3	*4	4	*4	6	*7	9	*10	10	10						
5	PARK Hong-Kyu (KOR)	*0	0	*1	2	*3	5	*7	8	*9	10	11								
	KARABARDAK Paul (GBR)	0	*2	3	*4	5	*5	5	*6	7	*8	8								

Note:

The "Greatest deficit overcome" only applies when the player ends up winning the game.

Legend:

No. Number * Server



Match Results

Resultados da partida

SIMION Bobi (ROU) 3-2 DETTONI Cristian (CHI)

Game Summary		Match	Game 1	Game 2	Game 3	Game 4	Game 5
SIMION Bobi	ROU	3	7	11	9	11	11
DETTONI Cristian	CHI	2	11	6	11	7	7
Duration:		33min	3min	5min	5min	6min	6min

Match No.: 11 Table: 4

Umpires: BOGREN Ingrid (SWE) VARENGOT Yannick (FRA)

Player Statistics	SIMION Bobi (ROU)						DETTONI Cristian (CHI)					
	Game					Match	Game					Match
	1	2	3	4	5		1	2	3	4	5	
Points won	7	11	9	11	11	49	11	6	11	7	7	42
Biggest lead	2	5	1	4	4	5	4	1	2	1	1	4
Points won on own serve	5	5	5	4	7	26	6	3	7	3	4	23
Points lost on own serve	5	3	4	4	3	19	2	6	3	7	4	22
Most consecutive points won	2	3	3	5	3	5	5	1	3	2	3	5
Greatest deficit overcome	-	1	-	1	1	1	2	-	1	-	-	2
Handedness/Grip	Left/						Left/					

Game/Match Statistics	Game					Match
	1	2	3	4	5	
Longest rally (strokes)	13	11	12	10	10	13
Average rally	5	5	5	4	5	5

Game Progress

1	SIMION Bobi (ROU)	*0	2	*2	2	*3	4	*5	6	*6	7	
	DETTONI Cristian (CHI)	0	*0	2	*4	5	*6	7	*8	10	11	
2	SIMION Bobi (ROU)	0	*1	2	*3	5	*6	7	*9	10	11	
	DETTONI Cristian (CHI)	*0	1	*2	3	*3	4	*5	5	*6	6	
3	SIMION Bobi (ROU)	0	1	*2	3	*4	5	*5	7	*8	9	9
	DETTONI Cristian (CHI)	0	*1	2	*3	4	*5	7	*7	8	*9	11
4	SIMION Bobi (ROU)	0	*2	2	*3	4	*5	6	*8	10	11	
	DETTONI Cristian (CHI)	*0	0	*2	3	*4	5	*6	6	*6	7	
5	SIMION Bobi (ROU)	*0	1	*2	4	*5	5	*6	8	*9	11	
	DETTONI Cristian (CHI)	0	*1	2	*2	3	*5	6	*6	7	7	

Note:

The "Greatest deficit overcome" only applies when the player ends up winning the game.

Legend:

No. Number * Server



Match Results

Resultados da partida

SEOANE ALCARAZ Alberto (ESP) 3-2 ALECCI Raimondo (ITA)

Game Summary		Match	Game 1	Game 2	Game 3	Game 4	Game 5
SEOANE ALCARAZ Alberto	ESP	3	8	11	13	6	11
ALECCI Raimondo	ITA	2	11	8	11	11	8
Duration:		33min	5min	5min	7min	5min	6min

Match No.: 12 Table: 6

Umpires: MEIER Michael (USA) KOH Christabel (SIN)

Player Statistics	SEOANE ALCARAZ Alberto (ESP)						ALECCI Raimondo (ITA)					
	Game					Match	Game					Match
	1	2	3	4	5		1	2	3	4	5	
Points won	8	11	13	6	11	49	11	8	11	11	8	49
Biggest lead	-	4	2	2	3	4	5	-	3	5	2	5
Points won on own serve	6	4	7	4	6	27	7	3	6	7	5	28
Points lost on own serve	4	5	5	4	3	21	2	7	6	2	4	21
Most consecutive points won	3	3	3	3	4	4	3	3	3	7	3	7
Greatest deficit overcome	-	-	3	-	2	3	-	-	-	2	-	2
Handedness/Grip	Right/						Right/					

Game/Match Statistics	Game					Match
	1	2	3	4	5	
Longest rally (strokes)	14	11	15	14	16	16
Average rally	5	5	5	5	6	5

Game Progress

1	SEOANE ALCARAZ Alberto (ESP)	*0	1	*1	2	*2	3	*4	6	*7	8	8				
	ALECCI Raimondo (ITA)	0	*1	3	*4	6	*7	8	*8	9	*10	11				
2	SEOANE ALCARAZ Alberto (ESP)	0	*2	3	*5	5	*6	6	*7	9	*10	11				
	ALECCI Raimondo (ITA)	*0	0	*1	1	*3	4	*6	7	*7	8	8				
3	SEOANE ALCARAZ Alberto (ESP)	*0	2	*3	3	*4	5	*5	7	*7	8	*10	10	*11	12	13
	ALECCI Raimondo (ITA)	0	*0	1	*3	4	*5	7	*7	9	*10	10	*11	11	*11	11
4	SEOANE ALCARAZ Alberto (ESP)	0	*1	3	*3	5	*6	6	*6	6	6					
	ALECCI Raimondo (ITA)	*0	1	*1	3	*3	4	*6	8	*10	11					
5	SEOANE ALCARAZ Alberto (ESP)	0	2	*3	3	*4	5	*5	7	*8	10	11				
	ALECCI Raimondo (ITA)	0	*0	1	*3	4	*5	7	*7	8	*8	8				

Note:

The "Greatest deficit overcome" only applies when the player ends up winning the game.

Legend:

No. Number * Server



Match Results

Resultados da partida

JENSEN Michal (DEN) 3-1 BOBROV Danny (ISR)

Game Summary		Match	Game 1	Game 2	Game 3	Game 4	Game 5
JENSEN Michal	DEN	3	11	12	17	11	
BOBROV Danny	ISR	1	9	10	19	8	
Duration:		37min	6min	6min	12min	6min	

Match No.: 13 Table: 8

Umpires: WONG Jeffrey (CAN) CHUNG Li-Chuan (TPE)

Player Statistics	JENSEN Michal (DEN)					Match	BOBROV Danny (ISR)					Match
	Game						Game					
	1	2	3	4	5		1	2	3	4	5	
Points won	11	12	17	11		51	9	10	19	8		46
Biggest lead	3	2	1	3		3	1	4	4	-		4
Points won on own serve	7	4	10	5		26	6	3	11	4		24
Points lost on own serve	3	7	8	4		22	4	8	7	5		24
Most consecutive points won	3	4	5	3		5	2	2	3	2		3
Greatest deficit overcome	1	4	-	-		4	-	-	1	-		1
Handedness/Grip	Left/						Right/					

Game/Match Statistics	Game					Match
	1	2	3	4	5	
Longest rally (strokes)	7	11	13	6		13
Average rally	4	4	5	4		4

Game Progress

1	JENSEN Michal (DEN)	0	*1	3	*4	5	*5	6	*7	9	*10	11						
	BOBROV Danny (ISR)	*0	1	*1	2	*3	5	*6	7	*7	8	9						
2	JENSEN Michal (DEN)	*0	1	*2	2	*3	4	*5	5	*7	8	*10	11	12				
	BOBROV Danny (ISR)	0	*1	2	*4	5	*6	7	*9	9	*10	10	*10	10				
3	JENSEN Michal (DEN)	0	*0	2	*2	3	*4	5	*5	7	*9	10	*11	11	*12	12	*12	13
	BOBROV Danny (ISR)	*0	2	*2	4	*5	6	*7	9	*9	9	*10	10	*11	11	*12	13	*13
		*13	14	*14	15	*16	16	*17	17	*17	17							
		14	*14	15	*15	15	*16	16	*17	18	19							
4	JENSEN Michal (DEN)	0	1	*3	4	*5	6	*6	8	*9	10	11						
	BOBROV Danny (ISR)	0	*1	1	*2	3	*4	6	*6	7	*8	8						

Note:

The "Greatest deficit overcome" only applies when the player ends up winning the game.

Legend:

No. Number * Server



Match Results

Resultados da partida

RAU Thomas (GER) 3-0 HAMADTOU Ibrahim (EGY)

Game Summary		Match	Game 1	Game 2	Game 3	Game 4	Game 5
RAU Thomas	GER	3	11	11	11		
HAMADTOU Ibrahim	EGY	0	4	6	4		
Duration:		14min	4min	4min	4min		

Match No.: 14 Table: 2

Umpires: BARROS Mario Paz (BRA) BOUDJEHEM Abdellah (ALG)

Player Statistics	RAU Thomas (GER)					Match	HAMADTOU Ibrahim (EGY)					Match
	Game						Game					
	1	2	3	4	5		1	2	3	4	5	
Points won	11	11	11			33	4	6	4			14
Biggest lead	7	7	7			7	4	-	1			4
Points won on own serve	6	6	6			18	2	4	2			8
Points lost on own serve	1	2	2			5	5	5	5			15
Most consecutive points won	11	5	6			11	4	3	1			4
Greatest deficit overcome	4	-	1			4	-	-	-			-
Handedness/Grip	Right/						/					

Game/Match Statistics	Game					Match
	1	2	3	4	5	
Longest rally (strokes)	7	5	15			15
Average rally	3	3	3			3

Game Progress

1	RAU Thomas (GER)	0	0	*0	2	*4	6	*8	10	11	
	HAMADTOU Ibrahim (EGY)	0	*2	4	*4	4	*4	4	*4	4	
2	RAU Thomas (GER)	0	*1	3	*4	6	*8	9	*9	10	11
	HAMADTOU Ibrahim (EGY)	*0	1	*1	2	*2	2	*3	5	*6	6
3	RAU Thomas (GER)	*0	1	*2	4	*5	7	*9	10	11	
	HAMADTOU Ibrahim (EGY)	0	*1	2	*2	3	*3	3	*4	4	

Note:

The "Greatest deficit overcome" only applies when the player ends up winning the game.

Legend:

No. Number * Server



Match Results

Resultados da partida

PINO Matias (CHI) 3-2 KARABARDAK Paul (GBR)

Game Summary		Match	Game 1	Game 2	Game 3	Game 4	Game 5
PINO Matias	CHI	3	7	8	11	11	11
KARABARDAK Paul	GBR	2	11	11	9	9	8
Duration:		39min	5min	5min	6min	7min	7min

Match No.: 15 Table: 4

Umpires: VILANOVA Flavia (BRA) ARINYE Cecilia Dora (NGR)

Player Statistics	PINO Matias (CHI)						KARABARDAK Paul (GBR)					
	Game					Match	Game					Match
	1	2	3	4	5		1	2	3	4	5	
Points won	7	8	11	11	11	48	11	11	9	9	8	48
Biggest lead	-	1	3	3	3	3	4	3	3	2	2	4
Points won on own serve	5	6	5	6	5	27	6	8	4	5	3	26
Points lost on own serve	5	3	5	4	4	21	2	2	6	5	6	21
Most consecutive points won	3	2	5	3	4	5	3	4	4	4	2	4
Greatest deficit overcome	-	-	3	2	2	3	-	1	-	-	-	1
Handedness/Grip	Left/						Right/					

Game/Match Statistics	Game					Match
	1	2	3	4	5	
Longest rally (strokes)	16	13	12	11	13	16
Average rally	6	6	5	5	7	6

Game Progress

1	PINO Matias (CHI)	*0	1	*1	2	*3	5	*5	6	*7	7	
	KARABARDAK Paul (GBR)	0	*1	3	*4	5	*5	7	*8	9	11	
2	PINO Matias (CHI)	0	*0	2	*2	3	*4	6	*7	8	*8	8
	KARABARDAK Paul (GBR)	*0	2	*2	4	*5	6	*6	7	*8	10	11
3	PINO Matias (CHI)	*0	1	*2	2	*3	4	*6	8	*9	10	11
	KARABARDAK Paul (GBR)	0	*1	2	*4	5	*6	6	*6	7	*8	9
4	PINO Matias (CHI)	0	*0	2	*3	4	*6	7	*8	8	*9	11
	KARABARDAK Paul (GBR)	*0	2	*2	3	*4	4	*5	6	*8	9	9
5	PINO Matias (CHI)	0	0	*2	3	*4	5	*6	7	*8	10	11
	KARABARDAK Paul (GBR)	0	*2	2	*3	4	*5	6	*7	8	*8	8

Note:

The "Greatest deficit overcome" only applies when the player ends up winning the game.

Legend:

No. Number * Server



Match Results

Resultados da partida

SIMION Bobi (ROU) 3-2 JENSEN Michal (DEN)

Game Summary		Match	Game 1	Game 2	Game 3	Game 4	Game 5
SIMION Bobi	ROU	3	11	16	8	7	11
JENSEN Michal	DEN	2	7	14	11	11	5
Duration:		42min	5min	10min	6min	6min	6min

Match No.: 20 Table: 4

Umpires: SILVA Juvenal (BRA) MANCINI Marco (BRA)

Player Statistics	SIMION Bobi (ROU)						JENSEN Michal (DEN)					
	Game					Match	Game					Match
	1	2	3	4	5		1	2	3	4	5	
Points won	11	16	8	7	11	53	7	14	11	11	5	48
Biggest lead	4	2	3	1	6	6	1	2	3	4	2	4
Points won on own serve	6	8	6	5	4	29	3	7	7	8	1	26
Points lost on own serve	4	7	4	3	4	22	5	8	2	1	7	23
Most consecutive points won	4	4	2	2	7	7	1	3	4	3	3	4
Greatest deficit overcome	1	2	-	-	2	2	-	-	3	1	-	3
Handedness/Grip	Left/						Left/					

Game/Match Statistics	Game					Match
	1	2	3	4	5	
Longest rally (strokes)	7	20	14	8	13	20
Average rally	5	6	5	4	6	5

Game Progress

1	SIMION Bobi (ROU)	*0	1	*2	3	*4	5	*7	9	*10	11							
	JENSEN Michal (DEN)	0	*1	2	*3	4	*5	5	*5	6	7							
2	SIMION Bobi (ROU)	0	*1	2	*2	4	*5	6	*6	8	*10	10	*11	11	*12	12	*12	13
	JENSEN Michal (DEN)	*0	1	*2	4	*4	5	*6	8	*8	8	*10	10	*11	11	*12	13	*13
			*14	14	*15	16												
		13	*14	14	14													
3	SIMION Bobi (ROU)	*0	2	*3	4	*5	6	*6	7	*7	8	8						
	JENSEN Michal (DEN)	0	*0	1	*2	3	*4	6	*7	9	*10	11						
4	SIMION Bobi (ROU)	0	*1	2	*2	4	*4	5	*5	6	7							
	JENSEN Michal (DEN)	0	1	*2	4	*4	6	*7	9	*10	11							
5	SIMION Bobi (ROU)	*0	1	*2	2	*4	6	*8	9	11								
	JENSEN Michal (DEN)	0	*1	2	*4	4	*4	4	*5	5								

Note:

The "Greatest deficit overcome" only applies when the player ends up winning the game.

Legend:

No. Number * Server



Match Results

Resultados da partida

WETHERILL David (GBR) 3-1 PINO Matias (CHI)

Game Summary		Match	Game 1	Game 2	Game 3	Game 4	Game 5
WETHERILL David	GBR	3	11	11	4	11	
PINO Matias	CHI	1	9	7	11	9	
Duration:		25min	5min	5min	4min	6min	

Match No.: 23 Table: 8

Umpires: CHUNG Li-Chuan (TPE) MATOS Ravi (BRA)

Player Statistics	WETHERILL David (GBR)					Match	PINO Matias (CHI)					Match
	Game						Game					
	1	2	3	4	5		1	2	3	4	5	
Points won	11	11	4	11		37	9	7	11	9		36
Biggest lead	3	4	-	2		4	1	3	7	3		7
Points won on own serve	6	4	2	6		18	5	3	5	5		18
Points lost on own serve	4	4	5	4		17	5	7	2	5		19
Most consecutive points won	4	4	1	5		5	3	3	5	3		5
Greatest deficit overcome	1	3	-	3		3	-	-	-	-		-
Handedness/Grip	Right/						Left/					

Game/Match Statistics	Game					Match
	1	2	3	4	5	
Longest rally (strokes)	9	6	6	6		9
Average rally	3	3	3	3		3

Game Progress

1	WETHERILL David (GBR)	*0	1	*3	4	*4	6	*7	8	*9	10	11
	PINO Matias (CHI)	0	*1	1	*2	4	*4	5	*6	7	*8	9
2	WETHERILL David (GBR)	0	*0	1	*3	4	*6	7	*8	9	11	
	PINO Matias (CHI)	*0	2	*3	3	*4	4	*5	6	*7	7	
3	WETHERILL David (GBR)	0	1	*2	2	*3	4	*4	4	4		
	PINO Matias (CHI)	0	*1	2	*4	5	*6	8	*10	11		
4	WETHERILL David (GBR)	0	*0	1	*3	4	*4	5	*6	7	*9	11
	PINO Matias (CHI)	*0	2	*3	3	*4	6	*7	8	*9	9	9

Note:

The "Greatest deficit overcome" only applies when the player ends up winning the game.

Legend:

No. Number * Server



Match Results

Resultados da partida

VALERA MUNOZ VARGAS Alvaro (ESP) 3-2 WETHERILL David (GBR)

Game Summary		Match	Game 1	Game 2	Game 3	Game 4	Game 5
VALERA MUNOZ VARGAS Alvaro	ESP	3	9	10	12	11	11
WETHERILL David	GBR	2	11	12	10	8	8
Duration:		47min	6min	8min	7min	6min	6min

Match No.: 24 Table: 2

Umpires: SEMENOVA Elena (RUS) RAGAB Elsayed (EGY)

Player Statistics	VALERA MUNOZ VARGAS Alvaro (ESP)						WETHERILL David (GBR)					
	Game					Match	Game					Match
	1	2	3	4	5		1	2	3	4	5	
Points won	9	10	12	11	11	53	11	12	10	8	8	49
Biggest lead	5	2	2	5	7	7	2	3	2	-	-	3
Points won on own serve	5	3	8	5	7	28	6	4	7	3	6	26
Points lost on own serve	5	8	3	5	2	23	4	7	4	6	4	25
Most consecutive points won	5	2	3	5	6	6	4	3	2	3	4	4
Greatest deficit overcome	-	-	2	-	-	2	5	2	-	-	-	5
Handedness/Grip	Right/						Right/					

Game/Match Statistics	Game					Match
	1	2	3	4	5	
Longest rally (strokes)	15	13	9	17	18	18
Average rally	4	5	4	4	5	4

Game Progress

1	VALERA MUNOZ VARGAS Alvaro (ESP)	0	*2	4	*5	6	*6	7	*8	9	*9	9		
	WETHERILL David (GBR)	*0	0	*0	1	*2	4	*5	6	*7	9	11		
2	VALERA MUNOZ VARGAS Alvaro (ESP)	*0	1	*3	3	*4	4	*5	6	*7	8	*10	10	10
	WETHERILL David (GBR)	0	*1	1	*3	4	*6	7	*8	9	*10	10	*11	12
3	VALERA MUNOZ VARGAS Alvaro (ESP)	0	*0	2	*2	3	*5	6	*6	8	*9	10	*11	12
	WETHERILL David (GBR)	*0	2	*2	4	*5	5	*6	8	*8	9	*10	10	10
4	VALERA MUNOZ VARGAS Alvaro (ESP)	*0	2	*4	5	*6	6	*8	9	*9	10	11		
	WETHERILL David (GBR)	0	*0	0	*1	2	*4	4	*5	7	*8	8		
5	VALERA MUNOZ VARGAS Alvaro (ESP)	0	*1	3	*5	7	*8	9	*9	10	*10	11		
	WETHERILL David (GBR)	*0	1	*1	1	*1	2	*3	5	*6	8	8		

Note:

The "Greatest deficit overcome" only applies when the player ends up winning the game.

Legend:

No. Number * Server



Match Results

Resultados da partida

THAINIYOM Rungroj (THA) 3-2 SEOANE ALCARAZ Alberto (ESP)

Game Summary		Match	Game 1	Game 2	Game 3	Game 4	Game 5
THAINIYOM Rungroj	THA	3	11	11	4	9	11
SEOANE ALCARAZ Alberto	ESP	2	7	9	11	11	7
Duration:		37min	5min	6min	5min	7min	6min

Match No.: 25 Table: 4

Umpires: VARENGOT Yannick (FRA) MIRANDA Barjonas (BRA)

Player Statistics	THAINIYOM Rungroj (THA)						SEOANE ALCARAZ Alberto (ESP)					
	Game					Match	Game					Match
	1	2	3	4	5		1	2	3	4	5	
Points won	11	11	4	9	11	46	7	9	11	11	7	45
Biggest lead	4	2	1	-	6	6	-	2	7	4	-	7
Points won on own serve	8	7	3	4	8	30	5	6	6	4	5	26
Points lost on own serve	2	3	5	6	2	18	3	4	1	5	3	16
Most consecutive points won	3	2	2	3	6	6	2	2	6	3	3	6
Greatest deficit overcome	-	2	-	-	-	2	-	-	1	-	-	1
Handedness/Grip	Left/						Right/					

Game/Match Statistics	Game					Match
	1	2	3	4	5	
Longest rally (strokes)	15	14	12	15	20	20
Average rally	5	5	5	6	7	6

Game Progress

1	THAINIYOM Rungroj (THA)	*0	2	*2	3	*4	6	*7	8	*9	11	
	SEOANE ALCARAZ Alberto (ESP)	0	*0	2	*3	4	*4	5	*6	7	7	
2	THAINIYOM Rungroj (THA)	0	*1	2	*3	4	*4	6	*7	8	*9	11
	SEOANE ALCARAZ Alberto (ESP)	*0	1	*2	3	*4	6	*6	7	*8	9	9
3	THAINIYOM Rungroj (THA)	*0	1	*2	2	*2	3	*3	4	4		
	SEOANE ALCARAZ Alberto (ESP)	0	*1	2	*4	6	*7	9	*10	11		
4	THAINIYOM Rungroj (THA)	0	*1	1	*2	3	*3	5	*6	6	*8	9
	SEOANE ALCARAZ Alberto (ESP)	0	1	*3	4	*5	7	*7	8	*10	10	11
5	THAINIYOM Rungroj (THA)	*0	1	*2	4	*6	8	*8	9	*9	11	
	SEOANE ALCARAZ Alberto (ESP)	0	*1	2	*2	2	*2	4	*5	7	7	

Note:

The "Greatest deficit overcome" only applies when the player ends up winning the game.

Legend:

No. Number * Server



Match Results

Resultados da partida

PARK Hong-Kyu (KOR) 3-0 RAU Thomas (GER)

Game Summary		Match	Game 1	Game 2	Game 3	Game 4	Game 5
PARK Hong-Kyu	KOR	3	11	11	11		
RAU Thomas	GER	0	3	7	6		
Duration:		23min	4min	5min	7min		

Match No.: 26 Table: 6

Umpires: KLECKER Roman (CZE) GALVAO Luzia (BRA)

Player Statistics	PARK Hong-Kyu (KOR)					Match	RAU Thomas (GER)					Match
	Game						Game					
	1	2	3	4	5		1	2	3	4	5	
Points won	11	11	11			33	3	7	6			16
Biggest lead	8	4	6			8	1	1	1			1
Points won on own serve	5	6	4			15	2	3	1			6
Points lost on own serve	1	4	4			9	6	5	7			18
Most consecutive points won	6	4	4			6	1	2	2			2
Greatest deficit overcome	1	1	1			1	-	-	-			-
Handedness/Grip	/						Right/					

Game/Match Statistics	Game					Match
	1	2	3	4	5	
Longest rally (strokes)	6	6	7			7
Average rally	4	3	3			3

Game Progress

1	PARK Hong-Kyu (KOR)	0	*1	3	*4	5	*7	9	11		
	RAU Thomas (GER)	*0	1	*1	2	*3	3	*3	3		
2	PARK Hong-Kyu (KOR)	*0	1	*2	3	*4	6	*8	9	*10	11
	RAU Thomas (GER)	0	*1	2	*3	4	*4	4	*5	6	7
3	PARK Hong-Kyu (KOR)	0	*1	3	*4	5	*7	8	*10	10	11
	RAU Thomas (GER)	0	1	*1	2	*3	3	*4	4	*6	6

Note:

The "Greatest deficit overcome" only applies when the player ends up winning the game.

Legend:

No. Number * Server



Match Results

Resultados da partida

ROSENMEIER Peter (DEN) 3-0 SIMION Bobi (ROU)

Game Summary		Match	Game 1	Game 2	Game 3	Game 4	Game 5
ROSENMEIER Peter	DEN	3	11	11	11		
SIMION Bobi	ROU	0	6	8	5		
Duration:		17min	4min	6min	4min		

Match No.: 27 Table: 8

Umpires: RIVERO Ernesto (VEN) TSE Mei Lan (HKG)

Player Statistics	ROSENMEIER Peter (DEN)					Match	SIMION Bobi (ROU)					Match
	Game						Game					
	1	2	3	4	5		1	2	3	4	5	
Points won	11	11	11			33	6	8	5			19
Biggest lead	5	3	6			6	2	4	-			4
Points won on own serve	5	6	7			18	3	4	4			11
Points lost on own serve	3	4	1			8	6	5	4			15
Most consecutive points won	7	7	3			7	3	5	1			5
Greatest deficit overcome	2	4	-			4	-	-	-			-
Handedness/Grip	Left/						Left/					

Game/Match Statistics	Game					Match
	1	2	3	4	5	
Longest rally (strokes)	6	13	8			13
Average rally	4	5	4			4

Game Progress

1	ROSENMEIER Peter (DEN)	0	*1	1	*3	5	*7	8	*8	10	11	
	SIMION Bobi (ROU)	*0	1	*3	3	*3	3	*4	6	*6	6	
2	ROSENMEIER Peter (DEN)	*0	1	*2	3	*4	4	*4	6	*8	10	11
	SIMION Bobi (ROU)	0	*1	2	*3	4	*6	8	*8	8	*8	8
3	ROSENMEIER Peter (DEN)	0	*1	3	*4	6	*7	8	*9	11		
	SIMION Bobi (ROU)	*0	1	*1	2	*2	3	*4	5	5		

Note:

The "Greatest deficit overcome" only applies when the player ends up winning the game.

Legend:

No. Number * Server



Match Results

Resultados da partida

VALERA MUNOZ VARGAS Alvaro (ESP) 3-1 THAINIYOM Rungroj (THA)

Game Summary		Match	Game 1	Game 2	Game 3	Game 4	Game 5
VALERA MUNOZ VARGAS Alvaro	ESP	3	11	11	10	11	
THAINIYOM Rungroj	THA	1	3	9	12	3	
Duration:		28min	5min	6min	6min	6min	

Match No.: 28 Table: 4

Umpires: MUCHA Heike (GER) CLARO Bruno Augusto (BRA)

Player Statistics	VALERA MUNOZ VARGAS Alvaro (ESP)					Match	THAINIYOM Rungroj (THA)					Match
	Game						Game					
	1	2	3	4	5		1	2	3	4	5	
Points won	11	11	10	11		43	3	9	12	3		27
Biggest lead	8	3	1	8		8	-	1	3	1		3
Points won on own serve	5	6	6	5		22	2	5	7	1		15
Points lost on own serve	1	4	5	2		12	6	5	4	5		20
Most consecutive points won	5	3	3	6		6	1	3	3	2		3
Greatest deficit overcome	-	1	-	1		1	-	-	1	-		1
Handedness/Grip	Right/						Left/					

Game/Match Statistics	Game					Match
	1	2	3	4	5	
Longest rally (strokes)	14	14	20	20		20
Average rally	5	6	6	10		7

Game Progress

1	VALERA MUNOZ VARGAS Alvaro (ESP)	0	*2	4	*5	7	*8	9	11					
	THAINIYOM Rungroj (THA)	*0	0	*0	1	*1	2	*3	3					
2	VALERA MUNOZ VARGAS Alvaro (ESP)	*0	1	*2	3	*4	5	*7	8	*8	10	11		
	THAINIYOM Rungroj (THA)	0	*1	2	*3	4	*5	5	*6	8	*8	9		
3	VALERA MUNOZ VARGAS Alvaro (ESP)	0	*1	1	*2	3	*4	6	*6	8	*9	10	*10	10
	THAINIYOM Rungroj (THA)	*0	1	*3	4	*5	6	*6	8	*8	9	*10	11	12
4	VALERA MUNOZ VARGAS Alvaro (ESP)	0	1	*2	4	*6	7	*9	11					
	THAINIYOM Rungroj (THA)	0	*1	2	*2	2	*3	3	3					

Note:

The "Greatest deficit overcome" only applies when the player ends up winning the game.

Legend:

No. Number * Server



Match Results

Resultados da partida

ROSENMEIER Peter (DEN) 3-1 PARK Hong-Kyu (KOR)

Game Summary		Match	Game 1	Game 2	Game 3	Game 4	Game 5
ROSENMEIER Peter	DEN	3	11	11	7	11	
PARK Hong-Kyu	KOR	1	9	4	11	6	
Duration:		28min	6min	5min	5min	6min	

Match No.: 29 Table: 2

Umpires: KLECKER Roman (CZE) GALVAO Luzia (BRA)

Player Statistics	ROSENMEIER Peter (DEN)					Match	PARK Hong-Kyu (KOR)					Match
	Game						Game					
	1	2	3	4	5		1	2	3	4	5	
Points won	11	11	7	11		40	9	4	11	6		30
Biggest lead	3	7	2	5		7	4	-	4	3		4
Points won on own serve	6	6	3	6		21	5	2	6	3		16
Points lost on own serve	4	2	5	3		14	5	5	4	5		19
Most consecutive points won	7	6	2	7		7	4	4	5	3		5
Greatest deficit overcome	4	-	-	3		4	-	-	2	-		2
Handedness/Grip	Left/						/					

Game/Match Statistics	Game					Match
	1	2	3	4	5	
Longest rally (strokes)	9	9	7	12		12
Average rally	4	4	4	7		5

Game Progress

1	ROSENMEIER Peter (DEN)	0	*0	0	*2	4	*6	7	*8	9	*9	11
	PARK Hong-Kyu (KOR)	*0	2	*4	4	*4	4	*5	6	*7	9	9
2	ROSENMEIER Peter (DEN)	*0	2	*4	5	*5	6	*8	10	11		
	PARK Hong-Kyu (KOR)	0	*0	0	*1	3	*4	4	*4	4		
3	ROSENMEIER Peter (DEN)	0	*1	2	*3	5	*5	5	*6	6	7	
	PARK Hong-Kyu (KOR)	*0	1	*2	3	*3	5	*7	8	*10	11	
4	ROSENMEIER Peter (DEN)	*0	1	*2	2	*3	5	*7	9	*10	11	
	PARK Hong-Kyu (KOR)	0	*1	2	*4	5	*5	5	*5	6	6	

Note:

The "Greatest deficit overcome" only applies when the player ends up winning the game.

Legend:

No. Number * Server



Match Results

Resultados da partida

THAINIYOM Rungroj (THA) 3-0 PARK Hong-Kyu (KOR)

Game Summary		Match	Game 1	Game 2	Game 3	Game 4	Game 5
THAINIYOM Rungroj	THA	3	11	11	11		
PARK Hong-Kyu	KOR	0	4	4	4		
Duration:		16min	4min	4min	5min		

Match No.: 30 Table: 4

Umpires: MEIER Michael (USA) MIRANDA Barjonas (BRA)

Player Statistics	THAINIYOM Rungroj (THA)					Match	PARK Hong-Kyu (KOR)					Match
	Game						Game					
	1	2	3	4	5		1	2	3	4	5	
Points won	11	11	11			33	4	4	4			12
Biggest lead	7	8	7			8	1	-	1			1
Points won on own serve	7	5	6			18	3	2	2			7
Points lost on own serve	1	2	1			4	4	6	5			15
Most consecutive points won	6	8	7			8	2	3	1			3
Greatest deficit overcome	1	-	1			1	-	-	-			-
Handedness/Grip	Left/						/					

Game/Match Statistics	Game					Match
	1	2	3	4	5	
Longest rally (strokes)	6	9	14			14
Average rally	4	4	5			4

Game Progress

1	THAINIYOM Rungroj (THA)	*0	1	*3	5	*6	8	*8	10	11
	PARK Hong-Kyu (KOR)	0	*1	1	*1	2	*2	4	*4	4
2	THAINIYOM Rungroj (THA)	0	*2	4	*6	8	*9	9	*10	11
	PARK Hong-Kyu (KOR)	*0	0	*0	0	*0	1	*3	4	4
3	THAINIYOM Rungroj (THA)	0	1	*2	4	*6	8	*9	10	11
	PARK Hong-Kyu (KOR)	0	*1	2	*2	2	*2	3	*4	4

Note:

The "Greatest deficit overcome" only applies when the player ends up winning the game.

Legend:

No. Number * Server



Match Results

Resultados da partida

ROSENMEIER Peter (DEN) 3-2 VALERA MUNOZ VARGAS Alvaro (ESP)

Game Summary		Match	Game 1	Game 2	Game 3	Game 4	Game 5
ROSENMEIER Peter	DEN	3	5	12	6	11	11
VALERA MUNOZ VARGAS Alvaro	ESP	2	11	10	11	9	6
Duration:		40min	6min	7min	6min	7min	6min

Match No.: 31 Table: 2

Umpires: CHUNG Li-Chuan (TPE) BOUDJEHEM Abdellah (ALG)

Player Statistics	ROSENMEIER Peter (DEN)						VALERA MUNOZ VARGAS Alvaro (ESP)					
	Game					Match	Game					Match
	1	2	3	4	5		1	2	3	4	5	
Points won	5	12	6	11	11	45	11	10	11	9	6	47
Biggest lead	1	3	-	4	5	5	6	-	6	-	-	6
Points won on own serve	3	5	5	7	5	25	6	4	7	6	3	26
Points lost on own serve	5	6	3	3	3	20	2	7	1	4	6	20
Most consecutive points won	1	2	2	3	4	4	4	3	5	2	2	5
Greatest deficit overcome	-	-	-	-	-	-	1	-	-	-	-	1
Handedness/Grip	Left/						Right/					

Game/Match Statistics	Game					Match
	1	2	3	4	5	
Longest rally (strokes)	13	11	15	12	14	15
Average rally	6	5	5	4	5	5

Game Progress

1	ROSENMEIER Peter (DEN)	0	*1	2	*2	3	*4	5	*5	5				
	VALERA MUNOZ VARGAS Alvaro (ESP)	*0	1	*2	4	*5	6	*7	9	11				
2	ROSENMEIER Peter (DEN)	*0	2	*3	4	*4	5	*7	7	*9	9	*10	11	12
	VALERA MUNOZ VARGAS Alvaro (ESP)	0	*0	1	*2	4	*5	5	*7	7	*9	10	*10	10
3	ROSENMEIER Peter (DEN)	0	*0	2	*2	2	*3	4	*4	6	6			
	VALERA MUNOZ VARGAS Alvaro (ESP)	0	2	*2	4	*6	7	*8	10	*10	11			
4	ROSENMEIER Peter (DEN)	*0	2	*3	4	*5	6	*7	9	*9	10	11		
	VALERA MUNOZ VARGAS Alvaro (ESP)	0	*0	1	*2	3	*4	5	*5	7	*8	9		
5	ROSENMEIER Peter (DEN)	0	*1	3	*5	5	*6	7	*8	10	11			
	VALERA MUNOZ VARGAS Alvaro (ESP)	*0	1	*1	1	*3	4	*5	6	*6	6			

Note:
The "Greatest deficit overcome" only applies when the player ends up winning the game.

Legend:
No. Number * Server



Player Statistics

Estatísticas dos atletas

As of SUN 11 SEP 2016

Players	NPC	Matches				Games				Match Duration	
		Played	Won	Lost	%Won	Played	Won	Lost	%Won	All	Average
ALECCI Raimondo	ITA	2	0	2	0%	8	2	6	25%	49min	25min
Right		Points Won				Points Lost					
Cl6		Total	Own Serve: 36		Most Consecutive: 7		Total	Own Serve: 38		Most Consecutive: 6	
		66	Opp. Serve: 30		GDO: 2		80	Opp. Serve: 42		GLL: 4	
BOBROV Danny	ISR	Matches				Games				Match Duration	
Right		Played	Won	Lost	%Won	Played	Won	Lost	%Won	All	Average
Cl6		2	0	2	0%	7	1	6	14%	58min	29min
		Points Won				Points Lost					
		Total	Own Serve: 39		Most Consecutive: 4		Total	Own Serve: 40		Most Consecutive: 6	
		71	Opp. Serve: 32		GDO: 1		86	Opp. Serve: 46		GLL: 4	
DETTONI Cristian	CHI	Matches				Games				Match Duration	
Left		Played	Won	Lost	%Won	Played	Won	Lost	%Won	All	Average
Cl6		2	0	2	0%	8	2	6	25%	49min	25min
		Points Won				Points Lost					
		Total	Own Serve: 29		Most Consecutive: 5		Total	Own Serve: 37		Most Consecutive: 7	
		53	Opp. Serve: 24		GDO: 2		80	Opp. Serve: 43		GLL: 1	
HAMADTOU Ibrahim	EGY	Matches				Games				Match Duration	
Cl6		Played	Won	Lost	%Won	Played	Won	Lost	%Won	All	Average
		2	0	2	0%	6	0	6	0%	31min	16min
		Points Won				Points Lost					
		Total	Own Serve: 18		Most Consecutive: 4		Total	Own Serve: 31		Most Consecutive: 11	
		30	Opp. Serve: 12		GDO: 0		65	Opp. Serve: 34		GLL: 4	
JENSEN Michal	DEN	Matches				Games				Match Duration	
Left		Played	Won	Lost	%Won	Played	Won	Lost	%Won	All	Average
Cl6		3	1	2	33%	12	5	7	42%	1h37min	32min
		Points Won				Points Lost					
		Total	Own Serve: 62		Most Consecutive: 5		Total	Own Serve: 59		Most Consecutive: 7	
		113	Opp. Serve: 51		GDO: 4		131	Opp. Serve: 72		GLL: 2	
KARABARDAK Paul	GBR	Matches				Games				Match Duration	
Right		Played	Won	Lost	%Won	Played	Won	Lost	%Won	All	Average
Cl6		2	0	2	0%	10	4	6	40%	1h13min	37min
		Points Won				Points Lost					
		Total	Own Serve: 54		Most Consecutive: 7		Total	Own Serve: 37		Most Consecutive: 5	
		96	Opp. Serve: 42		GDO: 1		89	Opp. Serve: 52		GLL: 3	
PARK Hong-Kyu	KOR	Matches				Games				Match Duration	
Cl6		Played	Won	Lost	%Won	Played	Won	Lost	%Won	All	Average
		5	3	2	60%	20	10	10	50%	2h13min	27min
		Points Won				Points Lost					
		Total	Own Serve: 88		Most Consecutive: 7		Total	Own Serve: 80		Most Consecutive: 8	
		159	Opp. Serve: 71		GDO: 3		175	Opp. Serve: 95		GLL: 4	



Player Statistics

Estatísticas dos atletas

As of SUN 11 SEP 2016

Players	NPC	Matches				Games				Match Duration				
		Played	Won	Lost	%Won	Played	Won	Lost	%Won	All	Average			
PINO Matias	CHI	3	1	2	33%	14	6	8	43%	1h36min	32min			
Left		Points Won				Points Lost								
Cl6		Total	Own Serve:		67	Most Consecutive:		5	Total	Own Serve:	59	Most Consecutive:	7	
		121	Opp. Serve:		54	GDO:		3	128	Opp. Serve:		69	GLL:	3
RAU Thomas	GER	Matches				Games				Match Duration				
Right		Played	Won	Lost	%Won	Played	Won	Lost	%Won	All	Average			
Cl6		3	2	1	67%	9	6	3	67%	1h0min	20min			
		Points Won				Points Lost								
		Total	Own Serve:		43	Most Consecutive:		11	Total	Own Serve:	34	Most Consecutive:	6	
		82	Opp. Serve:		39	GDO:		4	69	Opp. Serve:		35	GLL:	1
ROSENMEIER Peter	DEN	Matches				Games				Match Duration				
Left		Played	Won	Lost	%Won	Played	Won	Lost	%Won	All	Average			
Cl6		5	5	0	100%	19	15	4	79%	2h7min	25min			
		Points Won				Points Lost								
		Total	Own Serve:		101	Most Consecutive:		7	Total	Own Serve:	61	Most Consecutive:	5	
		192	Opp. Serve:		91	GDO:		4	135	Opp. Serve:		74	GLL:	2
SEOANE ALCARAZ A	ESP	Matches				Games				Match Duration				
Right		Played	Won	Lost	%Won	Played	Won	Lost	%Won	All	Average			
Cl6		3	1	2	33%	14	6	8	43%	1h36min	32min			
		Points Won				Points Lost								
		Total	Own Serve:		66	Most Consecutive:		6	Total	Own Serve:	57	Most Consecutive:	7	
		115	Opp. Serve:		49	GDO:		3	137	Opp. Serve:		80	GLL:	2
SIMION Bobi	ROU	Matches				Games				Match Duration				
Left		Played	Won	Lost	%Won	Played	Won	Lost	%Won	All	Average			
Cl6		4	2	2	50%	16	6	10	38%	2h3min	31min			
		Points Won				Points Lost								
		Total	Own Serve:		79	Most Consecutive:		7	Total	Own Serve:	76	Most Consecutive:	7	
		147	Opp. Serve:		68	GDO:		2	162	Opp. Serve:		86	GLL:	4
THAINIYOM Rungroj	THA	Matches				Games				Match Duration				
Left		Played	Won	Lost	%Won	Played	Won	Lost	%Won	All	Average			
Cl6		5	4	1	80%	18	13	5	72%	2h0min	24min			
		Points Won				Points Lost								
		Total	Own Serve:		102	Most Consecutive:		8	Total	Own Serve:	57	Most Consecutive:	6	
		175	Opp. Serve:		73	GDO:		4	137	Opp. Serve:		80	GLL:	1
VALERA MUNOZ VARG.	ESP	Matches				Games				Match Duration				
Right		Played	Won	Lost	%Won	Played	Won	Lost	%Won	All	Average			
Cl6		5	4	1	80%	20	14	6	70%	2h42min	32min			
		Points Won				Points Lost								
		Total	Own Serve:		112	Most Consecutive:		7	Total	Own Serve:	75	Most Consecutive:	5	
		212	Opp. Serve:		100	GDO:		2	160	Opp. Serve:		85	GLL:	5



Player Statistics
Estatísticas dos atletas

As of SUN 11 SEP 2016

Players	NPC	Matches				Games				Match Duration	
		Played	Won	Lost	%Won	Played	Won	Lost	%Won	All	Average
WETHERILL David	GBR	4	2	2	50%	15	8	7	53%	1h52min	28min
Right		Points Won				Points Lost					
Cl6		Total	Own Serve:	72	Most Consecutive:	6	Total	Own Serve:	64	Most Consecutive:	8
		141	Opp. Serve:	69	GDO:	5	139	Opp. Serve:	75	GLL:	3

Note:
The "Greatest deficit overcome" only applies when the player ends up winning the game and "Greatest lead lost" only when losing.

Legend:
GDO Greatest deficit overcome **GLL** Greatest lead lost **Opp.** Opponent's



Tournament Statistics

Estatísticas do torneio

As of SUN 11 SEP 2016

Statistics	Preliminaries	Round 1	Quarterfinals	Semifinals	Finals	Total
Matches						
Total	15	2	4	2	2	25
Game Margin: 3:0	8 53%		2 50%		1 50%	11 44%
3:1	2 13%	1 50%		2 100%		5 20%
3:2	5 33%	1 50%	2 50%		1 50%	9 36%
Invalid Results Mark						
Duration: Total	6h30min	1h7min	2h4min	56min	56min	11h33min
Longest	39min	42min	47min	28min	40min	47min
Shortest	14min	25min	17min	28min	16min	14min
Average	26min	34min	31min	28min	28min	28min
Games						
Total	57	9	16	8	8	98
Point Margin: 11						
10						
9	3 5%					3 3%
8	3 5%		1 6%	2 25%		6 6%
7	6 11%	1 11%	1 6%	1 13%	3 38%	12 12%
6	7 12%	1 11%	1 6%		1 13%	10 10%
5	7 12%		2 13%	1 13%	2 25%	12 12%
4	6 11%	3 33%	3 19%	1 13%		13 13%
3	10 18%	1 11%	3 19%			14 14%
2	15 26%	3 33%	5 31%	3 38%	2 25%	28 29%
Invalid Results Mark						
Duration: Total	5h12min	53min	1h32min	45min	45min	9h7min
Longest	12min	10min	8min	6min	7min	12min
Shortest	3min	4min	4min	5min	4min	3min
Average	5min	6min	6min	6min	6min	6min
Points						
Total	1046	174	294	140	137	1791
Per game	18.35	19.33	18.38	17.50	17.13	18.28
Most consecutive won	11	7	7	7	8	11
Greatest deficit overcome	4	3	5	4	1	5
Longest rally	28	20	20	20	15	28
Average rally	4	5	5	6	5	5

Note:

The "Greatest deficit overcome" only applies when the player ends up winning the game.



Entry List by Event

As of MON 5 SEP 2016

NPC	Name	Date of Birth	How Qualified	World Ranking
BRA - Brazil	PEREIRA STROH Israel	6 SEP 1986		12
	SALMIN Paulo	12 NOV 1993		13
CHN - People's Republic of China	LIAO Keli	5 JAN 1990	QR	10
	YAN Shuo	26 JUL 1995	CQ	5
CZE - Czech Republic	HORUT Daniel	4 JAN 1981	QI	15
EGY - Egypt	YOUSSEF Sayed	8 MAY 1984	CQ	8
ESP - Spain	MORALES GARCIA Jordi	17 NOV 1985	QR	7
FRA - France	DOURBECKER Kevin	20 AUG 1989	QR	6
	MESSI Stephane	27 NOV 1972	QR	9
GBR - Great Britain	BAYLEY Will	17 JAN 1988	QR	1
GER - Germany	WOLLMERT Jochen	22 NOV 1964	QR	11
NED - Netherlands	MONTANUS Jean-Paul	24 NOV 1992	CQ	4
SVK - Slovakia	JAMBOR Miroslav	8 MAR 1979	QI	23
UKR - Ukraine	NIKOLENKO Maxym	14 AUG 1993	QR	2
	POPOV Mykhaylo	27 JAN 1985	QR	3

Note:

All changes are available in INFO.
(nnn) in 'How Qualified' represents the player's singles world ranking as of September 2016.

Legend:

CQ Continental Qualification **QI** Qualified by Invitation **QR** World Ranking



Draw
Sorteio

GROUP A

Rk	Name	NPC	GBR	BRA	CHN	Match Points
1	BAYLEY William dohn	GBR		1:3 (12:10, 9:11, 8:11, 7:11)	3:0 (11:7, 11:8, 11:7)	3
2	PEREIRA STROH Israel	BRA	3:1 (10:12, 11:9, 11:8, 11:7)		1:3 (7:11, 9:11, 11:6, 11:13)	3
3	LIAO Keli	CHN	0:3 (7:11, 8:11, 7:11)	3:1 (11:7, 11:9, 6:11, 13:11)		3

GROUP B

Rk	Name	NPC	UKR	FRA	GER	Match Points
1	NIKOLENKO Maxym	UKR		3:2 (11:8, 6:11, 11:9, 9:11, 11:6)	3:1 (4:11, 14:12, 11:7, 11:7)	4
2	MESSI Stephane	FRA	2:3 (8:11, 11:6, 9:11, 11:9, 6:11)		3:0 (14:12, 11:6, 11:2)	3
3	WOLLMERT Jochen	GER	1:3 (11:4, 12:14, 7:11, 7:11)	0:3 (12:14, 6:11, 2:11)		2

GROUP C

Rk	Name	NPC	ESP	UKR	CZE	Match Points
1	MORALES GARCIA Jordi	ESP		3:1 (11:9, 11:6, 5:11, 11:4)	3:1 (11:9, 8:11, 11:9, 11:6)	4
2	POPOV Mykhaylo	UKR	1:3 (9:11, 6:11, 11:5, 4:11)		3:2 (11:7, 10:12, 11:2, 5:11, 11:2)	3
3	HORUT Daniel	CZE	1:3 (9:11, 11:8, 9:11, 6:11)	2:3 (7:11, 12:10, 2:11, 11:5, 2:11)		2

GROUP D

Rk	Name	NPC	NED	EGY	BRA	Match Points
1	MONTANUS Jean-Paul	NED		3:1 (9:11, 11:7, 12:10, 11:9)	3:2 (8:11, 11:8, 11:7, 8:11, 11:5)	4
2	YOUSSEF Sayed	EGY	1:3 (11:9, 7:11, 10:12, 9:11)		3:1 (11:6, 3:11, 11:5, 11:5)	3
3	SALMIN Paulo	BRA	2:3 (11:8, 8:11, 7:11, 11:8, 5:11)	1:3 (6:11, 11:3, 5:11, 5:11)		2

GROUP E

Rk	Name	NPC	CHN	FRA	SVK	Match Points
1	YAN Shuo	CHN		3:0 (11:6, 12:10, 11:7)	3:1 (11:7, 14:12, 9:11, 11:9)	4
2	DOURBECKER Kevin	FRA	0:3 (6:11, 10:12, 7:11)		3:2 (13:11, 11:13, 8:11, 16:14, 11:8)	3
3	JAMBOR Miroslav	SVK	1:3 (7:11, 12:14, 11:9, 9:11)	2:3 (11:13, 13:11, 11:8, 14:16, 8:11)		2



Draw
Sorteio

Qualification rule:

First and Second from each group will qualify for the Round 1.

Legend:

Rk Rank



Draw

Sorteio

QUALIFIED FROM GROUPS				
Group	Rk	Name	NPC	Match Points
A	1	BAYLEY William John	GBR	3
B	1	NIKOLENKO Maxym	UKR	4
C	1	MORALES GARCIA Jordi	ESP	4
D	1	MONTANUS Jean-Paul	NED	4
E	1	YAN Shuo	CHN	4
A	2	PEREIRA STROH Israel	BRA	3
B	2	MESSI Stephane	FRA	3
C	2	POPOV Mykhaylo	UKR	3
D	2	YOUSSEF Sayed	EGY	3
E	2	DOURBECKER Kevin	FRA	3

Round 1	NPC Code	Quarterfinals	Semifinals	Finals
BAYLEY William John	GBR			
BYE		BAYLEY WJ		
YOUSSEF Sayed	EGY		BAYLEY William John 3-0 (11:4, 11:6, 11:9)	
DOURBECKER Kevin	FRA	YOUSSEF Sayed 3-0 (13:11, 11:2, 11:5)		
MESSI Stephane	FRA			BAYLEY William John 3-1 (11:13, 11:1, 11:3, 15:13)
BYE		MESSI S		
BYE			MORALES GARCIA J 3-1 (13:15, 11:2, 11:3, 11:8)	
MORALES GARCIA Jordi	ESP	MORALES GARCIA J		
MONTANUS Jean-Paul	NED			
BYE		MONTANUS JP		
BYE			YAN Shuo 3-2 (12:10, 8:11, 11:5, 13:15, 11:8)	
YAN Shuo	CHN	YAN S		
PEREIRA STROH Israel	BRA			PEREIRA STROH Israel 3-2 (11:7, 5:11, 11:8, 5:11, 11:9)
POPOV Mykhaylo	UKR	PEREIRA STROH Israel 3-2 (11:8, 11:6, 3:11, 11:13, 11:8)		
BYE			PEREIRA STROH Israel 3-1 (11:7, 14:12, 3:11, 15:13)	
NIKOLENKO Maxym	UKR	NIKOLENKO M		
			MORALES GARCIA J	
			YAN Shuo	YAN Shuo 3-1 (11:4, 8:11, 11:7, 11:7)
				GOLD BAYLEY William John GBR 3-1 (11:9, 5:11, 11:9, 11:4)
				SILVER PEREIRA STROH Israel BRA
				BRONZE YAN Shuo CHN



Match Results

Resultados da partida

PEREIRA STROH Israel (BRA) 3-1 BAYLEY William dohn (GBR)

Game Summary		Match	Game 1	Game 2	Game 3	Game 4	Game 5
PEREIRA STROH Israel	BRA	3	10	11	11	11	
BAYLEY William dohn	GBR	1	12	9	8	7	
Duration:		41min	8min	8min	9min	7min	

Match No.: 1 Table: 4

Umpires: MEIER Michael (USA) SEMENOVA Elena (RUS)

Player Statistics	PEREIRA STROH Israel (BRA)					Match	BAYLEY William dohn (GBR)					Match
	Game						Game					
	1	2	3	4	5		1	2	3	4	5	
Points won	10	11	11	11		43	12	9	8	7		36
Biggest lead	2	3	3	6		6	3	1	3	-		3
Points won on own serve	6	4	7	6		23	6	3	6	4		19
Points lost on own serve	5	6	2	3		16	4	7	4	4		19
Most consecutive points won	3	4	4	4		4	4	3	3	3		4
Greatest deficit overcome	-	1	3	-		3	2	-	-	-		2
Handedness/Grip	Left/						Right/					

Game/Match Statistics	Game					Match
	1	2	3	4	5	
Longest rally (strokes)	11	15	15	9		15
Average rally	4	6	5	3		5

Game Progress

1	PEREIRA STROH Israel (BRA)	0	*1	3	*3	3	*5	6	*6	7	*8	10	*10	10
	BAYLEY William dohn (GBR)	0	1	*1	3	*5	5	*6	8	*9	10	*10	11	12
2	PEREIRA STROH Israel (BRA)	*0	1	*3	4	*5	6	*7	8	*9	9	11		
	BAYLEY William dohn (GBR)	0	*1	1	*2	3	*4	5	*6	7	*9	9		
3	PEREIRA STROH Israel (BRA)	0	*0	1	*3	4	*4	6	*7	9	*10	11		
	BAYLEY William dohn (GBR)	*0	2	*3	3	*4	6	*6	7	*7	8	8		
4	PEREIRA STROH Israel (BRA)	0	1	*3	4	*6	8	*8	9	*9	11			
	BAYLEY William dohn (GBR)	0	*1	1	*2	2	*2	4	*5	7	7			

Note:

The "Greatest deficit overcome" only applies when the player ends up winning the game.

Legend:

No. Number * Server



Match Results

Resultados da partida

NIKOLENKO Maxym (UKR) 3-1 WOLLMERT Jochen (GER)

Game Summary		Match	Game 1	Game 2	Game 3	Game 4	Game 5
NIKOLENKO Maxym	UKR	3	4	14	11	11	
WOLLMERT Jochen	GER	1	11	12	7	7	
Duration:		30min	4min	8min	6min	5min	

Match No.: 2 Table: 6

Umpires: MONTES Marlos (BRA) VARENGOT Yannick (FRA)

Player Statistics	NIKOLENKO Maxym (UKR)					Match	WOLLMERT Jochen (GER)					Match
	Game						Game					
	1	2	3	4	5		1	2	3	4	5	
Points won	4	14	11	11		40	11	12	7	7		37
Biggest lead	1	2	5	5		5	7	6	2	-		7
Points won on own serve	2	9	5	4		20	5	8	3	3		19
Points lost on own serve	6	4	4	4		18	2	5	5	7		19
Most consecutive points won	2	6	5	3		6	6	5	3	2		6
Greatest deficit overcome	-	6	2	-		6	1	-	-	-		1
Handedness/Grip	Right/						Right/					

Game/Match Statistics	Game					Match
	1	2	3	4	5	
Longest rally (strokes)	11	10	11	7		11
Average rally	4	4	5	4		4

Game Progress

1	NIKOLENKO Maxym (UKR)	*0	1	*1	1	*2	2	*3	4	4									
	WOLLMERT Jochen (GER)	0	*1	3	*5	6	*8	9	*10	11									
2	NIKOLENKO Maxym (UKR)	0	*0	0	*1	2	*2	4	*6	8	*8	10	*11	11	*11	12	*13	14	
	WOLLMERT Jochen (GER)	*0	2	*4	5	*6	8	*8	8	*8	10	*10	10	*11	12	*12	12	12	
3	NIKOLENKO Maxym (UKR)	0	1	*1	2	*4	5	*7	9	*10	11								
	WOLLMERT Jochen (GER)	0	*1	3	*4	4	*5	5	*5	6	7								
4	NIKOLENKO Maxym (UKR)	0	*1	2	*4	5	*6	7	*9	10	11								
	WOLLMERT Jochen (GER)	*0	1	*2	2	*3	4	*5	5	*6	7								

Note:

The "Greatest deficit overcome" only applies when the player ends up winning the game.

Legend:

No. Number * Server



Match Results

Resultados da partida

POPOV Mykhaylo (UKR) 3-2 HORUT Daniel (CZE)

Game Summary		Match	Game 1	Game 2	Game 3	Game 4	Game 5
POPOV Mykhaylo	UKR	3	11	10	11	5	11
HORUT Daniel	CZE	2	7	12	2	11	2
Duration:		26min	4min	6min	3min	4min	4min

Match No.: 3 Table: 8

Umpires: HOPKINS Alan Leslie (AUS) WIEKART Ina (NED)

Player Statistics	POPOV Mykhaylo (UKR)						HORUT Daniel (CZE)					
	Game					Match	Game					Match
	1	2	3	4	5		1	2	3	4	5	
Points won	11	10	11	5	11	48	7	12	2	11	2	34
Biggest lead	4	-	9	4	9	9	-	4	-	6	-	6
Points won on own serve	5	6	6	3	5	25	2	7	1	6	0	16
Points lost on own serve	5	5	1	5	2	18	6	4	5	2	6	23
Most consecutive points won	4	3	9	4	8	9	3	2	1	9	1	9
Greatest deficit overcome	-	-	-	-	-	-	-	-	-	4	-	4
Handedness/Grip	Left/						Left/					

Game/Match Statistics	Game					Match
	1	2	3	4	5	
Longest rally (strokes)	15	12	10	11	9	15
Average rally	5	5	5	5	5	5

Game Progress

1	POPOV Mykhaylo (UKR)	*0	2	*3	3	*5	5	*7	9	*10	11			
	HORUT Daniel (CZE)	0	*0	1	*3	3	*5	5	*5	6	7			
2	POPOV Mykhaylo (UKR)	0	*1	1	*2	3	*3	5	*6	7	*8	10	*10	10
	HORUT Daniel (CZE)	*0	1	*3	4	*5	7	*7	8	*9	10	*10	11	12
3	POPOV Mykhaylo (UKR)	*0	2	*4	6	*8	9	*10	11					
	HORUT Daniel (CZE)	0	*0	0	*0	0	*1	2	2					
4	POPOV Mykhaylo (UKR)	0	*2	4	*4	5	*5	5	*5	5				
	HORUT Daniel (CZE)	*0	0	*0	2	*3	5	*7	9	11				
5	POPOV Mykhaylo (UKR)	*0	1	*3	4	*6	8	*10	11					
	HORUT Daniel (CZE)	0	*1	1	*2	2	*2	2	2					

Note:

The "Greatest deficit overcome" only applies when the player ends up winning the game.

Legend:

No. Number * Server



Match Results

Resultados da partida

YAN Shuo (CHN) 3-1 JAMBOR Miroslav (SVK)

Game Summary		Match	Game 1	Game 2	Game 3	Game 4	Game 5
YAN Shuo	CHN	3	11	14	9	11	
JAMBOR Miroslav	SVK	1	7	12	11	9	
Duration:		23min	4min	6min	5min	5min	

Match No.: 5 Table: 4

Umpires: VILANOVA Flavia (BRA) BARROS Mario Paz (BRA)

Player Statistics	YAN Shuo (CHN)					Match	JAMBOR Miroslav (SVK)					Match
	Game						Game					
	1	2	3	4	5		1	2	3	4	5	
Points won	11	14	9	11		45	7	12	11	9		39
Biggest lead	4	3	1	3		4	1	1	2	1		2
Points won on own serve	6	8	5	5		24	3	7	6	4		20
Points lost on own serve	3	5	5	5		18	5	6	4	5		20
Most consecutive points won	3	2	2	3		3	1	3	3	3		3
Greatest deficit overcome	1	1	-	1		1	-	-	1	-		1
Handedness/Grip	Left/						Right/					

Game/Match Statistics	Game					Match
	1	2	3	4	5	
Longest rally (strokes)	12	15	14	11		15
Average rally	5	6	5	5		5

Game Progress

1	YAN Shuo (CHN)	0	1	*2	3	*5	6	*7	9	*10	11							
	JAMBOR Miroslav (SVK)	0	*1	2	*3	3	*4	5	*5	6	7							
2	YAN Shuo (CHN)	0	*1	3	*4	5	*5	6	*8	9	*9	10	*10	11	*12	12	*13	14
	JAMBOR Miroslav (SVK)	*0	1	*1	2	*3	5	*6	6	*7	9	*10	11	*11	11	*12	12	12
3	YAN Shuo (CHN)	*0	1	*2	2	*3	5	*5	6	*7	8	9						
	JAMBOR Miroslav (SVK)	0	*1	2	*4	5	*5	7	*8	9	*10	11						
4	YAN Shuo (CHN)	0	*1	2	*3	5	*6	7	*8	8	*10	11						
	JAMBOR Miroslav (SVK)	0	1	*2	3	*3	4	*5	6	*8	8	9						

Note:

The "Greatest deficit overcome" only applies when the player ends up winning the game.

Legend:

No. Number * Server



Match Results

Resultados da partida

BAYLEY William dohn (GBR) 3-0 LIAO Keli (CHN)

Game Summary		Match	Game 1	Game 2	Game 3	Game 4	Game 5
BAYLEY William dohn	GBR	3	11	11	11		
LIAO Keli	CHN	0	7	8	7		
Duration:		29min	6min	7min	7min		

Match No.: 6 Table: 4

Umpires: GALVAO Luzia (BRA) DUBEY Atul (IND)

Player Statistics	BAYLEY William dohn (GBR)					Match	LIAO Keli (CHN)					Match
	Game						Game					
	1	2	3	4	5		1	2	3	4	5	
Points won	11	11	11			33	7	8	7			22
Biggest lead	4	3	5			5	-	3	-			3
Points won on own serve	6	5	7			18	3	4	5			12
Points lost on own serve	4	4	2			10	5	6	3			14
Most consecutive points won	2	6	5			6	2	3	4			4
Greatest deficit overcome	-	3	-			3	-	-	-			-
Handedness/Grip	Right/						Left/					

Game/Match Statistics	Game					Match
	1	2	3	4	5	
Longest rally (strokes)	7	13	11			13
Average rally	3	5	5			4

Game Progress

1	BAYLEY William dohn (GBR)	*0	1	*3	4	*5	6	*7	8	*9	11	
	LIAO Keli (CHN)	0	*1	1	*2	3	*4	5	*6	7	7	
2	BAYLEY William dohn (GBR)	0	*1	3	*4	4	*5	5	*6	8	*10	11
	LIAO Keli (CHN)	*0	1	*1	2	*4	5	*7	8	*8	8	8
3	BAYLEY William dohn (GBR)	0	2	*4	5	*5	6	*6	8	*9	11	
	LIAO Keli (CHN)	0	*0	0	*1	3	*4	6	*6	7	7	

Note:

The "Greatest deficit overcome" only applies when the player ends up winning the game.

Legend:

No. Number * Server



Match Results

Resultados da partida

NIKOLENKO Maxym (UKR) 3-2 MESSI Stephane (FRA)

Game Summary		Match	Game 1	Game 2	Game 3	Game 4	Game 5
NIKOLENKO Maxym	UKR	3	11	6	11	9	11
MESSI Stephane	FRA	2	8	11	9	11	6
Duration:		40min	7min	5min	7min	7min	7min

Match No.: 7 Table: 6

Umpires: SCARR Valerie (NZL) HIGASHIJIMA Masae (JPN)

Player Statistics	NIKOLENKO Maxym (UKR)						MESSI Stephane (FRA)					
	Game					Match	Game					Match
	1	2	3	4	5		1	2	3	4	5	
Points won	11	6	11	9	11	48	8	11	9	11	6	45
Biggest lead	3	-	2	2	5	5	2	5	1	3	-	5
Points won on own serve	7	2	7	3	5	24	6	4	6	4	3	23
Points lost on own serve	2	7	3	7	3	22	4	4	4	6	5	23
Most consecutive points won	4	2	3	3	4	4	2	3	2	3	2	3
Greatest deficit overcome	2	-	1	-	-	2	-	-	-	2	-	2
Handedness/Grip	Right/						Right/					

Game/Match Statistics	Game					Match
	1	2	3	4	5	
Longest rally (strokes)	18	15	16	29	13	29
Average rally	8	6	6	6	6	7

Game Progress

1	NIKOLENKO Maxym (UKR)	0	*0	2	*4	5	*5	7	*8	9	*10	11
	MESSI Stephane (FRA)	*0	2	*2	2	*3	5	*5	6	*7	8	8
2	NIKOLENKO Maxym (UKR)	*0	0	*1	2	*3	4	*5	5	*6	6	
	MESSI Stephane (FRA)	0	*2	3	*4	5	*6	7	*9	10	11	
3	NIKOLENKO Maxym (UKR)	0	*2	3	*3	4	*5	7	*7	8	*9	11
	MESSI Stephane (FRA)	*0	0	*1	3	*4	5	*5	7	*8	9	9
4	NIKOLENKO Maxym (UKR)	*0	1	*3	3	*4	4	*5	6	*8	9	9
	MESSI Stephane (FRA)	0	*1	1	*3	4	*6	7	*8	8	*9	11
5	NIKOLENKO Maxym (UKR)	0	*2	3	*4	5	*6	7	*8	10	11	
	MESSI Stephane (FRA)	0	0	*1	2	*3	4	*5	6	*6	6	

Note:

The "Greatest deficit overcome" only applies when the player ends up winning the game.

Legend:

No. Number * Server



Match Results

Resultados da partida

MORALES GARCIA Jordi (ESP) 3-1 POPOV Mykhaylo (UKR)

Game Summary		Match	Game 1	Game 2	Game 3	Game 4	Game 5
MORALES GARCIA Jordi	ESP	3	11	11	5	11	
POPOV Mykhaylo	UKR	1	9	6	11	4	
Duration:		28min	7min	5min	5min	6min	

Match No.: 8 Table: 8

Umpires: HOPKINS Alan Leslie (AUS) KIM Kyunghee (KOR)

Player Statistics	MORALES GARCIA Jordi (ESP)					Match	POPOV Mykhaylo (UKR)					Match
	Game						Game					
	1	2	3	4	5		1	2	3	4	5	
Points won	11	11	5	11		38	9	6	11	4		30
Biggest lead	2	7	-	7		7	3	-	6	-		6
Points won on own serve	7	6	3	5		21	6	3	6	1		16
Points lost on own serve	3	3	5	3		14	4	5	2	6		17
Most consecutive points won	4	6	2	3		6	3	3	4	1		4
Greatest deficit overcome	3	-	-	-		3	-	-	-	-		-
Handedness/Grip	Right/						Left/					

Game/Match Statistics	Game					Match
	1	2	3	4	5	
Longest rally (strokes)	17	17	10	11		17
Average rally	6	5	6	5		5

Game Progress

1	MORALES GARCIA Jordi (ESP)	0	*1	2	*2	4	*4	5	*7	8	*9	11
	POPOV Mykhaylo (UKR)	*0	1	*2	4	*4	6	*7	7	*8	9	9
2	MORALES GARCIA Jordi (ESP)	*0	1	*3	4	*5	7	*9	10	*10	11	
	POPOV Mykhaylo (UKR)	0	*1	1	*2	3	*3	3	*4	6	6	
3	MORALES GARCIA Jordi (ESP)	0	*0	1	*1	1	*3	4	*4	5		
	POPOV Mykhaylo (UKR)	*0	2	*3	5	*7	7	*8	10	11		
4	MORALES GARCIA Jordi (ESP)	*0	2	*3	4	*6	7	*9	10	11		
	POPOV Mykhaylo (UKR)	0	*0	1	*2	2	*3	3	*4	4		

Note:

The "Greatest deficit overcome" only applies when the player ends up winning the game.

Legend:

No. Number * Server



Match Results

Resultados da partida

YAN Shuo (CHN) 3-0 DOURBECKER Kevin (FRA)

Game Summary		Match	Game 1	Game 2	Game 3	Game 4	Game 5
YAN Shuo	CHN	3	11	12	11		
DOURBECKER Kevin	FRA	0	6	10	7		
Duration:		19min	4min	6min	5min		

Match No.: 10 Table: 4

Umpires: DEMARIO Leonor (BRA) BAUR Helton Luis (BRA)

Player Statistics	YAN Shuo (CHN)					Match	DOURBECKER Kevin (FRA)					Match
	Game						Game					
	1	2	3	4	5		1	2	3	4	5	
Points won	11	12	11			34	6	10	7			23
Biggest lead	5	2	4			5	3	3	1			3
Points won on own serve	7	6	5			18	4	5	3			12
Points lost on own serve	2	5	4			11	4	6	5			15
Most consecutive points won	5	3	5			5	3	4	2			4
Greatest deficit overcome	3	3	1			3	-	-	-			-
Handedness/Grip	Left/						Left/					

Game/Match Statistics	Game					Match
	1	2	3	4	5	
Longest rally (strokes)	8	9	17			17
Average rally	4	6	7			6

Game Progress

1	YAN Shuo (CHN)		*0	0	*1	3	*4	6	*6	8	*10	11			
	DOURBECKER Kevin (FRA)		0	*2	3	*3	4	*4	6	*6	6	6			
2	YAN Shuo (CHN)		0	*0	1	*3	4	*4	5	*7	8	*9	10	*11	12
	DOURBECKER Kevin (FRA)		*0	2	*3	3	*4	6	*7	7	*8	9	*10	10	10
3	YAN Shuo (CHN)		0	1	*2	3	*4	6	*8	8	*9	11			
	DOURBECKER Kevin (FRA)		0	*1	2	*3	4	*4	4	*6	7	7			

Note:

The "Greatest deficit overcome" only applies when the player ends up winning the game.

Legend:

No. Number * Server



Match Results

Resultados da partida

LIAO Keli (CHN) 3-1 PEREIRA STROH Israel (BRA)

Game Summary		Match	Game 1	Game 2	Game 3	Game 4	Game 5
LIAO Keli	CHN	3	11	11	6	13	
PEREIRA STROH Israel	BRA	1	7	9	11	11	
Duration:		35min	6min	6min	6min	8min	

Match No.: 11 Table: 4

Umpires: ZAPATA Carlos (ESP) LARROZA Andres (PAR)

Player Statistics	LIAO Keli (CHN)					Match	PEREIRA STROH Israel (BRA)					Match
	Game						Game					
	1	2	3	4	5		1	2	3	4	5	
Points won	11	11	6	13		41	7	9	11	11		38
Biggest lead	4	2	-	2		4	2	3	5	2		5
Points won on own serve	7	7	4	10		28	4	6	6	9		25
Points lost on own serve	3	3	4	2		12	4	4	2	3		13
Most consecutive points won	6	4	3	3		6	3	3	5	3		5
Greatest deficit overcome	2	3	-	2		3	-	-	-	-		-
Handedness/Grip	Left/						Left/					

Game/Match Statistics	Game					Match
	1	2	3	4	5	
Longest rally (strokes)	8	8	9	10		10
Average rally	4	4	4	4		4

Game Progress

1	LIAO Keli (CHN)	*0	1	*3	4	*4	5	*5	7	*9	11						
	PEREIRA STROH Israel (BRA)	0	*1	1	*2	4	*5	7	*7	7	7						
2	LIAO Keli (CHN)	0	*0	1	*3	4	*5	7	*7	8	*9	11					
	PEREIRA STROH Israel (BRA)	*0	2	*3	3	*4	5	*5	7	*8	9	9					
3	LIAO Keli (CHN)	0	1	*1	1	*2	4	*4	5	*6	6						
	PEREIRA STROH Israel (BRA)	0	*1	3	*5	6	*6	8	*9	10	11						
4	LIAO Keli (CHN)	0	*1	2	*3	5	*5	7	*7	8	*8	10	*10	11	*12	13	
	PEREIRA STROH Israel (BRA)	*0	1	*2	3	*3	5	*5	7	*8	10	*10	11	*11	11	11	

Note:

The "Greatest deficit overcome" only applies when the player ends up winning the game.

Legend:

No. Number * Server



Match Results

Resultados da partida

MESSI Stephane (FRA) 3-0 WOLLMERT Jochen (GER)

Game Summary		Match	Game 1	Game 2	Game 3	Game 4	Game 5
MESSI Stephane	FRA	3	14	11	11		
WOLLMERT Jochen	GER	0	12	6	2		
Duration:		24min	8min	6min	5min		

Match No.: 12 Table: 2

Umpires: MONTES Marlos (BRA) BOGREN Ingrid (SWE)

Player Statistics	MESSI Stephane (FRA)					Match	WOLLMERT Jochen (GER)					Match
	Game						Game					
	1	2	3	4	5		1	2	3	4	5	
Points won	14	11	11			36	12	6	2			20
Biggest lead	2	5	9			9	2	-	-			2
Points won on own serve	6	4	6			16	4	1	2			7
Points lost on own serve	7	5	0			12	8	7	5			20
Most consecutive points won	4	3	5			5	2	2	1			2
Greatest deficit overcome	2	-	-			2	-	-	-			-
Handedness/Grip	Right/						Right/					

Game/Match Statistics	Game					Match
	1	2	3	4	5	
Longest rally (strokes)	10	9	18			18
Average rally	4	5	6			5

Game Progress

1	MESSI Stephane (FRA)	0	*1	2	*3	4	*4	6	*8	8	*10	10	*11	11	*11	12	*13	14
	WOLLMERT Jochen (GER)	0	1	*2	3	*4	6	*6	6	*8	8	*10	10	*11	12	*12	12	12
2	MESSI Stephane (FRA)	*0	1	*3	3	*5	6	*8	9	*10	11							
	WOLLMERT Jochen (GER)	0	*1	1	*3	3	*4	4	*5	6	6							
3	MESSI Stephane (FRA)	0	*2	4	*5	7	*8	10	11									
	WOLLMERT Jochen (GER)	*0	0	*0	1	*1	2	*2	2									

Note:

The "Greatest deficit overcome" only applies when the player ends up winning the game.

Legend:

No. Number * Server



Match Results

Resultados da partida

MORALES GARCIA Jordi (ESP) 3-1 HORUT Daniel (CZE)

Game Summary		Match	Game 1	Game 2	Game 3	Game 4	Game 5
MORALES GARCIA Jordi	ESP	3	11	8	11	11	
HORUT Daniel	CZE	1	9	11	9	6	
Duration:		28min	6min	6min	5min	6min	

Match No.: 13 Table: 6

Umpires: DEMARIO Leonor (BRA) BAUR Helton Luis (BRA)

Player Statistics	MORALES GARCIA Jordi (ESP)					Match	HORUT Daniel (CZE)					Match
	Game						Game					
	1	2	3	4	5		1	2	3	4	5	
Points won	11	8	11	11		41	9	11	9	6		35
Biggest lead	3	1	3	5		5	1	3	3	2		3
Points won on own serve	7	4	6	6		23	6	5	5	3		19
Points lost on own serve	3	6	4	3		16	4	4	4	5		17
Most consecutive points won	4	2	5	7		7	3	3	4	2		4
Greatest deficit overcome	1	-	3	2		3	-	1	-	-		1
Handedness/Grip	Right/						Left/					

Game/Match Statistics	Game					Match
	1	2	3	4	5	
Longest rally (strokes)	11	10	7	12		12
Average rally	5	5	4	6		5

Game Progress

1	MORALES GARCIA Jordi (ESP)	0	*1	2	*4	5	*6	7	*7	9	*9	11
	HORUT Daniel (CZE)	*0	1	*2	2	*3	4	*5	7	*7	9	9
2	MORALES GARCIA Jordi (ESP)	*0	1	*2	3	*4	5	*6	6	*7	8	8
	HORUT Daniel (CZE)	0	*1	2	*3	4	*5	6	*8	9	*10	11
3	MORALES GARCIA Jordi (ESP)	0	*2	3	*3	4	*4	5	*7	9	*10	11
	HORUT Daniel (CZE)	0	0	*1	3	*4	6	*7	7	*7	8	9
4	MORALES GARCIA Jordi (ESP)	*0	1	*1	2	*4	6	*8	9	*10	11	
	HORUT Daniel (CZE)	0	*1	3	*4	4	*4	4	*5	6	6	

Note:

The "Greatest deficit overcome" only applies when the player ends up winning the game.

Legend:

No. Number * Server



Match Results

Resultados da partida

YOUSSEF Sayed (EGY) 3-1 SALMIN Paulo (BRA)

Game Summary		Match	Game 1	Game 2	Game 3	Game 4	Game 5
YOUSSEF Sayed	EGY	3	11	3	11	11	
SALMIN Paulo	BRA	1	6	11	5	5	
Duration:		24min	5min	4min	5min	5min	

Match No.: 14 Table: 8

Umpires: CHUNG Li-Chuan (TPE) WONG Jeffrey (CAN)

Player Statistics	YOUSSEF Sayed (EGY)					Match	SALMIN Paulo (BRA)					Match
	Game						Game					
	1	2	3	4	5		1	2	3	4	5	
Points won	11	3	11	11		36	6	11	5	5		27
Biggest lead	5	1	6	6		6	1	8	1	1		8
Points won on own serve	5	1	5	6		17	2	6	2	3		13
Points lost on own serve	4	5	2	2		13	6	2	6	5		19
Most consecutive points won	4	1	5	4		5	1	6	2	3		6
Greatest deficit overcome	1	-	1	1		1	-	1	-	-		1
Handedness/Grip	Left/						Right/					

Game/Match Statistics	Game					Match
	1	2	3	4	5	
Longest rally (strokes)	11	9	9	16		16
Average rally	5	5	5	5		5

Game Progress

1	YOUSSEF Sayed (EGY)	*0	1	*2	3	*4	5	*7	8	*10	11
	SALMIN Paulo (BRA)	0	*1	2	*3	4	*5	5	*6	6	6
2	YOUSSEF Sayed (EGY)	0	*1	1	*1	2	*2	2	3		
	SALMIN Paulo (BRA)	*0	1	*3	5	*6	8	*10	11		
3	YOUSSEF Sayed (EGY)	0	1	*2	4	*6	7	*8	9	11	
	SALMIN Paulo (BRA)	0	*1	2	*2	2	*3	4	*5	5	
4	YOUSSEF Sayed (EGY)	0	*1	3	*4	6	*7	7	*9	11	
	SALMIN Paulo (BRA)	*0	1	*1	2	*2	3	*5	5	5	

Note:

The "Greatest deficit overcome" only applies when the player ends up winning the game.

Legend:

No. Number * Server



Match Results

Resultados da partida

DOURBECKER Kevin (FRA) 3-2 JAMBOR Miroslav (SVK)

Game Summary		Match	Game 1	Game 2	Game 3	Game 4	Game 5
DOURBECKER Kevin	FRA	3	13	11	8	16	11
JAMBOR Miroslav	SVK	2	11	13	11	14	8
Duration:		42min	7min	7min	5min	9min	6min

Match No.: 15 Table: 6

Umpires: BOUDJEHEM Abdellah (ALG) BARROS Mario Paz (BRA)

Player Statistics	DOURBECKER Kevin (FRA)						JAMBOR Miroslav (SVK)					
	Game					Match	Game					Match
	1	2	3	4	5		1	2	3	4	5	
Points won	13	11	8	16	11	59	11	13	11	14	8	57
Biggest lead	4	4	1	3	3	4	1	2	3	1	3	3
Points won on own serve	7	7	4	7	7	32	6	8	5	6	5	30
Points lost on own serve	5	5	6	8	3	27	6	4	4	8	4	26
Most consecutive points won	3	4	3	3	4	4	5	4	4	3	4	5
Greatest deficit overcome	1	-	-	1	3	3	-	4	1	-	-	4
Handedness/Grip	Left/						Right/					

Game/Match Statistics	Game					Match
	1	2	3	4	5	
Longest rally (strokes)	13	18	20	17	19	20
Average rally	6	6	5	6	6	6

Game Progress

1	DOURBECKER Kevin (FRA)	*0	2	*3	4	*5	6	*8	8	*8	9	*10	11	*11	12	13		
	JAMBOR Miroslav (SVK)	0	*0	1	*2	3	*4	4	*6	8	*9	10	*10	11	*11	11		
2	DOURBECKER Kevin (FRA)	0	*2	4	*4	5	*5	7	*8	8	*8	10	*11	11	*11	11		
	JAMBOR Miroslav (SVK)	*0	0	*0	2	*3	5	*5	6	*8	10	*10	10	*11	12	13		
3	DOURBECKER Kevin (FRA)	*0	1	*2	2	*4	5	*6	7	*7	8	8						
	JAMBOR Miroslav (SVK)	0	*1	2	*4	4	*5	6	*7	9	*10	11						
4	DOURBECKER Kevin (FRA)	0	*2	3	*4	5	*6	7	*8	9	*10	10	*10	11	*11	12	*13	13
	JAMBOR Miroslav (SVK)	0	0	*1	2	*3	4	*5	6	*7	8	*10	11	*11	12	*12	12	*13
			*14	14	*15	16												
			13	*14	14	14												
5	DOURBECKER Kevin (FRA)	*0	1	*2	3	*3	4	*5	7	*8	10	11						
	JAMBOR Miroslav (SVK)	0	*1	2	*3	5	*6	7	*7	8	*8	8						

Note:

The "Greatest deficit overcome" only applies when the player ends up winning the game.

Legend:

No. Number * Server



Match Results

Resultados da partida

PEREIRA STROH Israel (BRA) 3-2 POPOV Mykhaylo (UKR)

Game Summary		Match	Game 1	Game 2	Game 3	Game 4	Game 5
PEREIRA STROH Israel	BRA	3	11	11	3	11	11
POPOV Mykhaylo	UKR	2	8	6	11	13	8
Duration:		35min	5min	5min	4min	7min	6min

Match No.: 20 Table: 2

Umpires: SEMENOVA Elena (RUS) RAGAB Elsayed (EGY)

Player Statistics	PEREIRA STROH Israel (BRA)						POPOV Mykhaylo (UKR)					
	Game					Match	Game					Match
	1	2	3	4	5		1	2	3	4	5	
Points won	11	11	3	11	11	47	8	6	11	13	8	46
Biggest lead	5	5	-	-	6	6	2	-	8	4	-	8
Points won on own serve	5	5	2	7	7	26	3	3	5	7	5	23
Points lost on own serve	5	3	6	5	3	22	6	6	1	4	4	21
Most consecutive points won	7	4	1	2	4	7	3	2	5	3	3	5
Greatest deficit overcome	2	-	-	-	-	2	-	-	-	-	-	-
Handedness/Grip	Left/						Left/					

Game/Match Statistics	Game					Match
	1	2	3	4	5	
Longest rally (strokes)	9	11	8	10	9	11
Average rally	5	6	5	5	4	5

Game Progress

1	PEREIRA STROH Israel (BRA)	*0	1	*2	2	*3	5	*7	9	*10	10	11				
	POPOV Mykhaylo (UKR)	0	*1	2	*4	5	*5	5	*5	6	*8	8				
2	PEREIRA STROH Israel (BRA)	0	*2	2	*4	6	*7	8	*8	10	11					
	POPOV Mykhaylo (UKR)	*0	0	*2	2	*2	3	*4	6	*6	6					
3	PEREIRA STROH Israel (BRA)	*0	0	*0	1	*1	1	*2	3							
	POPOV Mykhaylo (UKR)	0	*2	4	*5	7	*9	10	11							
4	PEREIRA STROH Israel (BRA)	0	*0	1	*1	3	*4	5	*7	7	*8	10	*10	11	*11	11
	POPOV Mykhaylo (UKR)	0	2	*3	5	*5	6	*7	7	*9	10	*10	11	*11	12	13
5	PEREIRA STROH Israel (BRA)	*0	2	*4	5	*6	8	*8	9	*9	10	11				
	POPOV Mykhaylo (UKR)	0	*0	0	*1	2	*2	4	*5	7	*8	8				

Note:

The "Greatest deficit overcome" only applies when the player ends up winning the game.

Legend:

No. Number * Server



Match Results

Resultados da partida

YOUSSEF Sayed (EGY) 3-0 DOURBECKER Kevin (FRA)

Game Summary		Match	Game 1	Game 2	Game 3	Game 4	Game 5
YOUSSEF Sayed	EGY	3	13	11	11		
DOURBECKER Kevin	FRA	0	11	2	5		
Duration:		19min	6min	4min	4min		

Match No.: 23 Table: 6

Umpires: SCARR Valerie (NZL) KOH Christabel (SIN)

Player Statistics	YOUSSEF Sayed (EGY)					Match	DOURBECKER Kevin (FRA)					Match
	Game						Game					
	1	2	3	4	5		1	2	3	4	5	
Points won	13	11	11			35	11	2	5			18
Biggest lead	2	9	6			9	3	-	1			3
Points won on own serve	8	5	7			20	7	0	3			10
Points lost on own serve	4	2	1			7	5	6	4			15
Most consecutive points won	5	7	5			7	4	2	3			4
Greatest deficit overcome	3	-	1			3	-	-	-			-
Handedness/Grip	Left/						Left/					

Game/Match Statistics	Game					Match
	1	2	3	4	5	
Longest rally (strokes)	11	15	9			15
Average rally	4	5	4			4

Game Progress

1	YOUSSEF Sayed (EGY)	0	*0	1	*2	3	*5	7	*8	8	*8	10	*10	11	*12	13
	DOURBECKER Kevin (FRA)	*0	2	*3	4	*5	5	*5	6	*8	10	*10	11	*11	11	11
2	YOUSSEF Sayed (EGY)	*0	2	*4	4	*6	8	*10	11							
	DOURBECKER Kevin (FRA)	0	*0	0	*2	2	*2	2	2							
3	YOUSSEF Sayed (EGY)	0	*1	3	*3	4	*6	8	*9	11						
	DOURBECKER Kevin (FRA)	0	1	*1	3	*4	4	*4	5	5						

Note:

The "Greatest deficit overcome" only applies when the player ends up winning the game.

Legend:
No. Number

*

Server



Match Results

Resultados da partida

BAYLEY William John (GBR) 3-0 YOUSSEF Sayed (EGY)

Game Summary		Match	Game 1	Game 2	Game 3	Game 4	Game 5
BAYLEY William John	GBR	3	11	11	11		
YOUSSEF Sayed	EGY	0	4	6	9		
Duration:		20min	5min	5min	5min		

Match No.: 24 Table: 2

Umpires: de PINTO Pietro (ITA) dos SANTOS Danilo (BRA)

Player Statistics	BAYLEY William John (GBR)					Match	YOUSSEF Sayed (EGY)					Match
	Game						Game					
	1	2	3	4	5		1	2	3	4	5	
Points won	11	11	11			33	4	6	9			19
Biggest lead	7	5	2			7	-	-	2			2
Points won on own serve	6	5	6			17	2	3	5			10
Points lost on own serve	2	3	4			9	5	6	5			16
Most consecutive points won	6	5	4			6	2	2	2			2
Greatest deficit overcome	-	-	2			2	-	-	-			-
Handedness/Grip	Right/						Left/					

Game/Match Statistics	Game					Match
	1	2	3	4	5	
Longest rally (strokes)	12	16	9			16
Average rally	5	6	4			5

Game Progress

1	BAYLEY William John (GBR)	*0	2	*3	5	*7	8	*9	10	11		
	YOUSSEF Sayed (EGY)	0	*0	1	*1	1	*2	3	*4	4		
2	BAYLEY William John (GBR)	0	*2	4	*5	6	*7	8	*9	10	11	
	YOUSSEF Sayed (EGY)	*0	0	*0	1	*2	3	*4	5	*6	6	
3	BAYLEY William John (GBR)	*0	1	*1	3	*4	5	*6	6	*8	10	11
	YOUSSEF Sayed (EGY)	0	*1	3	*3	4	*5	6	*8	8	*8	9

Note:
The "Greatest deficit overcome" only applies when the player ends up winning the game.

Legend:
No. Number * Server



Match Results

Resultados da partida

MORALES GARCIA Jordi (ESP) 3-1 MESSI Stephane (FRA)

Game Summary		Match	Game 1	Game 2	Game 3	Game 4	Game 5
MORALES GARCIA Jordi	ESP	3	13	11	11	11	
MESSI Stephane	FRA	1	15	2	3	8	
Duration:		33min	10min	5min	5min	7min	

Match No.: 25 Table: 4

Umpires: HOPKINS Alan Leslie (AUS) KIM Kyunghee (KOR)

Player Statistics	MORALES GARCIA Jordi (ESP)					Match	MESSI Stephane (FRA)					Match
	Game						Game					
	1	2	3	4	5		1	2	3	4	5	
Points won	13	11	11	11		46	15	2	3	8		28
Biggest lead	1	9	8	3		9	2	-	-	1		2
Points won on own serve	8	6	4	7		25	9	1	1	5		16
Points lost on own serve	6	1	2	3		12	5	5	7	4		21
Most consecutive points won	2	7	4	3		7	3	1	1	2		3
Greatest deficit overcome	-	-	-	1		1	1	-	-	-		1
Handedness/Grip	Right/						Right/					

Game/Match Statistics	Game					Match
	1	2	3	4	5	
Longest rally (strokes)	20	16	11	12		20
Average rally	7	6	6	6		7

Game Progress

1	MORALES GARCIA Jordi (ESP)	0	*1	2	*3	4	*4	5	*6	8	*8	10	*10	11	*12	12	*13	13
	MESSI Stephane (FRA)	*0	1	*2	3	*4	6	*7	8	*8	10	*10	11	*11	11	*12	12	*13
		*13	13															
		14	15															
2	MORALES GARCIA Jordi (ESP)	*0	2	*3	4	*6	8	*10	11									
	MESSI Stephane (FRA)	0	*0	1	*2	2	*2	2	2									
3	MORALES GARCIA Jordi (ESP)	0	*2	4	*5	6	*8	9	11									
	MESSI Stephane (FRA)	*0	0	*0	1	*2	2	*3	3									
4	MORALES GARCIA Jordi (ESP)	*0	1	*2	3	*4	5	*6	8	*8	10	11						
	MESSI Stephane (FRA)	0	*1	2	*3	4	*5	6	*6	8	*8	8						

Note:
The "Greatest deficit overcome" only applies when the player ends up winning the game.

Legend:
No. Number * Server



Match Results

Resultados da partida

YAN Shuo (CHN) 3-2 MONTANUS Jean-Paul (NED)

Game Summary		Match	Game 1	Game 2	Game 3	Game 4	Game 5
YAN Shuo	CHN	3	12	8	11	13	11
MONTANUS Jean-Paul	NED	2	10	11	5	15	8
Duration:		37min	6min	5min	4min	9min	6min

Match No.: 26 Table: 6

Umpires: DEMARIO Leonor (BRA) CRUZ Lara (BRA)

Player Statistics	YAN Shuo (CHN)						MONTANUS Jean-Paul (NED)					
	Game					Match	Game					Match
	1	2	3	4	5		1	2	3	4	5	
Points won	12	8	11	13	11	55	10	11	5	15	8	49
Biggest lead	2	-	6	3	3	6	4	6	3	2	2	6
Points won on own serve	8	5	7	8	6	34	7	6	3	9	5	30
Points lost on own serve	3	5	1	6	3	18	4	3	4	5	5	21
Most consecutive points won	4	5	7	4	3	7	4	5	2	4	2	5
Greatest deficit overcome	4	-	3	-	2	4	-	-	-	3	-	3
Handedness/Grip	Left/						Left/					

Game/Match Statistics	Game					Match
	1	2	3	4	5	
Longest rally (strokes)	9	18	11	17	12	18
Average rally	4	5	4	4	5	4

Game Progress

1	YAN Shuo (CHN)	0	*1	2	*2	3	*3	5	*6	7	*8	10	*11	12				
	MONTANUS Jean-Paul (NED)	*0	1	*2	4	*5	7	*7	8	*9	10	*10	10	10				
2	YAN Shuo (CHN)	*0	0	*0	1	*2	3	*3	5	*7	8	8						
	MONTANUS Jean-Paul (NED)	0	*2	4	*5	6	*7	9	*9	9	*10	11						
3	YAN Shuo (CHN)	0	*0	1	*2	4	*6	8	*9	11								
	MONTANUS Jean-Paul (NED)	0	2	*3	4	*4	4	*4	5	5								
4	YAN Shuo (CHN)	*0	0	*1	2	*3	5	*6	8	*9	9	*10	11	*11	12	*12	13	*13
	MONTANUS Jean-Paul (NED)	0	*2	3	*4	5	*5	6	*6	7	*9	10	*10	11	*11	12	*12	13
			13	13														
			*14	15														
5	YAN Shuo (CHN)	0	*0	2	*3	4	*5	6	*7	8	*10	11						
	MONTANUS Jean-Paul (NED)	*0	2	*2	3	*4	5	*6	7	*8	8	8						

Note:

The "Greatest deficit overcome" only applies when the player ends up winning the game.

Legend:

No. Number * Server



Match Results

Resultados da partida

PEREIRA STROH Israel (BRA) 3-1 NIKOLENKO Maxym (UKR)

Game Summary		Match	Game 1	Game 2	Game 3	Game 4	Game 5
PEREIRA STROH Israel	BRA	3	11	14	3	15	
NIKOLENKO Maxym	UKR	1	7	12	11	13	
Duration:		31min	5min	7min	4min	8min	

Match No.: 27 Table: 8

Umpires: BOGREN Ingrid (SWE) ARINYE Cecilia Dora (NGR)

Player Statistics	PEREIRA STROH Israel (BRA)					Match	NIKOLENKO Maxym (UKR)					Match
	Game						Game					
	1	2	3	4	5		1	2	3	4	5	
Points won	11	14	3	15		43	7	12	11	13		43
Biggest lead	7	4	-	2		7	-	3	8	2		8
Points won on own serve	6	7	1	9		23	3	6	4	8		21
Points lost on own serve	4	6	6	5		21	5	7	2	6		20
Most consecutive points won	4	5	2	3		5	4	6	5	3		6
Greatest deficit overcome	-	3	-	2		3	-	-	-	-		-
Handedness/Grip	Left/						Right/					

Game/Match Statistics	Game					Match
	1	2	3	4	5	
Longest rally (strokes)	9	7	8	12		12
Average rally	4	4	4	5		4

Game Progress

1	PEREIRA STROH Israel (BRA)	*0	2	*4	5	*6	7	*9	10	*10	11							
	NIKOLENKO Maxym (UKR)	0	*0	0	*1	2	*3	3	*4	6	7							
2	PEREIRA STROH Israel (BRA)	0	*0	1	*3	4	*6	8	*8	8	*8	10	*11	11	*12	12	*13	14
	NIKOLENKO Maxym (UKR)	*0	2	*3	3	*4	4	*4	6	*8	10	*10	10	*11	11	*12	12	12
3	PEREIRA STROH Israel (BRA)	0	0	*0	1	*1	1	*3	3									
	NIKOLENKO Maxym (UKR)	0	*2	4	*5	7	*9	9	11									
4	PEREIRA STROH Israel (BRA)	0	*1	2	*2	4	*4	5	*7	8	*9	10	*10	11	*12	12	*12	13
	NIKOLENKO Maxym (UKR)	*0	1	*2	4	*4	6	*7	7	*8	9	*10	11	*11	11	*12	13	*13
			*14	15														
			13	13														

Note:

The "Greatest deficit overcome" only applies when the player ends up winning the game.

Legend:

No. Number * Server



Match Results

Resultados da partida

BAYLEY William John (GBR) 3-1 MORALES GARCIA Jordi (ESP)

Game Summary		Match	Game 1	Game 2	Game 3	Game 4	Game 5
BAYLEY William John	GBR	3	11	11	11	15	
MORALES GARCIA Jordi	ESP	1	13	1	3	13	
Duration:		35min	9min	4min	5min	12min	

Match No.: 28 Table: 2

Umpires: MANCINI Marco (BRA) SILVA Juvenal (BRA)

Player Statistics	BAYLEY William John (GBR)					Match	MORALES GARCIA Jordi (ESP)					Match
	Game						Game					
	1	2	3	4	5		1	2	3	4	5	
Points won	11	11	11	15		48	13	1	3	13		30
Biggest lead	5	10	10	2		10	3	-	-	1		3
Points won on own serve	5	6	7	6		24	6	1	2	5		14
Points lost on own serve	7	0	1	8		16	6	5	4	8		23
Most consecutive points won	6	10	10	2		10	8	1	3	2		8
Greatest deficit overcome	-	-	-	1		1	5	-	-	-		5
Handedness/Grip	Right/						Right/					

Game/Match Statistics	Game					Match
	1	2	3	4	5	
Longest rally (strokes)	9	19	13	15		19
Average rally	5	6	5	6		6

Game Progress

1	BAYLEY William John (GBR)	*0	1	*2	4	*6	7	*7	7	*7	8	*10	10	*11	11	11		
	MORALES GARCIA Jordi (ESP)	0	*1	2	*2	2	*3	5	*7	9	*10	10	*11	11	*12	13		
2	BAYLEY William John (GBR)	0	*1	3	*5	7	*9	11										
	MORALES GARCIA Jordi (ESP)	*0	1	*1	1	*1	1	1										
3	BAYLEY William John (GBR)	*0	2	*4	6	*8	10	*10	11									
	MORALES GARCIA Jordi (ESP)	0	*0	0	*0	0	*0	2	3									
4	BAYLEY William John (GBR)	0	*1	2	*4	4	*5	6	*7	8	*9	10	*10	11	*12	12	*13	13
	MORALES GARCIA Jordi (ESP)	0	1	*2	2	*4	5	*6	7	*8	9	*10	11	*11	11	*12	12	*13
			*14	15														
		13	13															

Note:

The "Greatest deficit overcome" only applies when the player ends up winning the game.

Legend:

No. Number * Server



Match Results

Resultados da partida

PEREIRA STROH Israel (BRA) 3-2 YAN Shuo (CHN)

Game Summary		Match	Game 1	Game 2	Game 3	Game 4	Game 5
PEREIRA STROH Israel	BRA	3	11	5	11	5	11
YAN Shuo	CHN	2	7	11	8	11	9
Duration:		33min	5min	4min	5min	5min	6min

Match No.: 29 Table: 4

Umpires: KOH Christabel (SIN) SCARR Valerie (NZL)

Player Statistics	PEREIRA STROH Israel (BRA)						YAN Shuo (CHN)					
	Game					Match	Game					Match
	1	2	3	4	5		1	2	3	4	5	
Points won	11	5	11	5	11	43	7	11	8	11	9	46
Biggest lead	4	-	3	-	5	5	2	7	1	7	1	7
Points won on own serve	4	2	5	4	6	21	1	5	3	6	5	20
Points lost on own serve	5	6	5	4	4	24	7	3	6	1	5	22
Most consecutive points won	3	2	4	2	5	5	3	4	3	4	4	4
Greatest deficit overcome	2	-	1	-	1	2	-	-	-	-	-	-
Handedness/Grip	Left/						Left/					

Game/Match Statistics	Game					Match
	1	2	3	4	5	
Longest rally (strokes)	9	10	11	9	14	14
Average rally	6	5	6	5	6	5

Game Progress

1	PEREIRA STROH Israel (BRA)	0	0	*2	3	*5	6	*8	8	*9	11	
	YAN Shuo (CHN)	0	*2	2	*3	3	*4	4	*6	7	7	
2	PEREIRA STROH Israel (BRA)	0	*0	0	*1	1	*2	3	*4	5		
	YAN Shuo (CHN)	*0	2	*4	5	*7	8	*9	10	11		
3	PEREIRA STROH Israel (BRA)	*0	1	*3	4	*5	6	*7	7	*8	10	11
	YAN Shuo (CHN)	0	*1	1	*2	3	*4	5	*7	8	*8	8
4	PEREIRA STROH Israel (BRA)	0	*0	1	*1	2	*2	3	*4	5		
	YAN Shuo (CHN)	0	2	*3	5	*6	8	*9	10	11		
5	PEREIRA STROH Israel (BRA)	*0	2	*2	3	*4	6	*8	9	*10	10	11
	YAN Shuo (CHN)	0	*0	2	*3	4	*4	4	*5	6	*8	9

Note:

The "Greatest deficit overcome" only applies when the player ends up winning the game.

Legend:

No. Number * Server



Match Results

Resultados da partida

YAN Shuo (CHN) 3-1 MORALES GARCIA Jordi (ESP)

Game Summary		Match	Game 1	Game 2	Game 3	Game 4	Game 5
YAN Shuo	CHN	3	11	8	11	11	
MORALES GARCIA Jordi	ESP	1	4	11	7	7	
Duration:		25min	4min	6min	5min	5min	

Match No.: 30 Table: 4

Umpires: BAUR Helton Luis (BRA) CHUNG Li-Chuan (TPE)

Player Statistics	YAN Shuo (CHN)					Match	MORALES GARCIA Jordi (ESP)					Match
	Game						Game					
	1	2	3	4	5		1	2	3	4	5	
Points won	11	8	11	11		41	4	11	7	7		29
Biggest lead	7	1	4	4		7	-	3	2	2		3
Points won on own serve	6	3	7	5		21	2	5	4	4		15
Points lost on own serve	2	6	3	3		14	5	5	4	6		20
Most consecutive points won	7	3	6	5		7	3	3	2	3		3
Greatest deficit overcome	-	-	2	2		2	-	1	-	-		1
Handedness/Grip	Left/						Right/					

Game/Match Statistics	Game					Match
	1	2	3	4	5	
Longest rally (strokes)	11	13	10	10		13
Average rally	5	5	5	5		5

Game Progress

1	YAN Shuo (CHN)	*0	2	*3	3	*4	6	*8	10	11		
	MORALES GARCIA Jordi (ESP)	0	*0	1	*3	4	*4	4	*4	4		
2	YAN Shuo (CHN)	0	*1	1	*2	4	*4	5	*7	7	*8	8
	MORALES GARCIA Jordi (ESP)	*0	1	*3	4	*4	6	*7	7	*9	10	11
3	YAN Shuo (CHN)	*0	1	*2	3	*4	5	*5	7	*9	11	
	MORALES GARCIA Jordi (ESP)	0	*1	2	*3	4	*5	7	*7	7	7	
4	YAN Shuo (CHN)	0	*0	2	*4	4	*5	6	*7	9	11	
	MORALES GARCIA Jordi (ESP)	*0	2	*2	2	*4	5	*6	7	*7	7	

Note:

The "Greatest deficit overcome" only applies when the player ends up winning the game.

Legend:

No. Number * Server



Match Results

Resultados da partida

BAYLEY William John (GBR) 3-1 PEREIRA STROH Israel (BRA)

Game Summary		Match	Game 1	Game 2	Game 3	Game 4	Game 5
BAYLEY William John	GBR	3	11	5	11	11	
PEREIRA STROH Israel	BRA	1	9	11	9	4	
Duration:		33min	7min	5min	8min	6min	

Match No.: 31 Table: 2

Umpires: LU Hong (CHN) ZAPATA Carlos (ESP)

Player Statistics	BAYLEY William John (GBR)					Match	PEREIRA STROH Israel (BRA)					Match
	Game						Game					
	1	2	3	4	5		1	2	3	4	5	
Points won	11	5	11	11		38	9	11	9	4		33
Biggest lead	2	-	2	7		7	2	6	2	1		6
Points won on own serve	7	2	8	7		24	6	5	7	3		21
Points lost on own serve	3	6	2	1		12	3	3	3	4		13
Most consecutive points won	3	2	4	4		4	3	4	4	1		4
Greatest deficit overcome	2	-	2	1		2	-	-	-	-		-
Handedness/Grip	Right/						Left/					

Game/Match Statistics	Game					Match
	1	2	3	4	5	
Longest rally (strokes)	16	13	13	14		16
Average rally	4	6	5	6		5

Game Progress

1	BAYLEY William John (GBR)	0	*1	2	*3	4	*5	6	*6	8	*9	11
	PEREIRA STROH Israel (BRA)	0	1	*2	3	*4	5	*6	8	*8	9	9
2	BAYLEY William John (GBR)	*0	0	*0	1	*2	3	*5	5	5		
	PEREIRA STROH Israel (BRA)	0	*2	4	*5	6	*7	7	*9	11		
3	BAYLEY William John (GBR)	0	*0	2	*2	4	*5	7	*7	7	*9	11
	PEREIRA STROH Israel (BRA)	*0	2	*2	4	*4	5	*5	7	*9	9	9
4	BAYLEY William John (GBR)	*0	1	*2	4	*5	7	*8	10	11		
	PEREIRA STROH Israel (BRA)	0	*1	2	*2	3	*3	4	*4	4		

Note:

The "Greatest deficit overcome" only applies when the player ends up winning the game.

Legend:

No. Number * Server



Player Statistics

Estatísticas dos atletas

As of MON 12 SEP 2016

Players	NPC	Matches				Games				Match Duration	
		Played	Won	Lost	%Won	Played	Won	Lost	%Won	All	Average
BAYLEY William John Right Cl7	GBR	5	4	1	80%	18	13	5	72%	2h38min	32min
		Points Won				Points Lost					
		Total	Own Serve:	102	Most Consecutive:	10	Total	Own Serve:	66	Most Consecutive:	8
		184	Opp. Serve:	82	GDO:	3	146	Opp. Serve:	80	GLL:	5
DOURBECKER Kevin Left Cl7	FRA	3	1	2	33%	11	3	8	27%	1h20min	27min
		Points Won				Points Lost					
		Total	Own Serve:	54	Most Consecutive:	4	Total	Own Serve:	57	Most Consecutive:	7
		98	Opp. Serve:	44	GDO:	3	125	Opp. Serve:	68	GLL:	4
HORUT Daniel Left Cl7	CZE	2	0	2	0%	9	3	6	33%	54min	27min
		Points Won				Points Lost					
		Total	Own Serve:	35	Most Consecutive:	9	Total	Own Serve:	40	Most Consecutive:	9
		69	Opp. Serve:	34	GDO:	4	88	Opp. Serve:	48	GLL:	3
JAMBOR Miroslav Right Cl7	SVK	2	0	2	0%	9	3	6	33%	1h5min	33min
		Points Won				Points Lost					
		Total	Own Serve:	50	Most Consecutive:	5	Total	Own Serve:	46	Most Consecutive:	4
		95	Opp. Serve:	45	GDO:	4	102	Opp. Serve:	56	GLL:	3
LIAO Keli Left Cl7	CHN	2	1	1	50%	7	3	4	43%	1h4min	32min
		Points Won				Points Lost					
		Total	Own Serve:	40	Most Consecutive:	6	Total	Own Serve:	26	Most Consecutive:	6
		63	Opp. Serve:	23	GDO:	3	69	Opp. Serve:	43	GLL:	3
MESSI Stephane Right Cl7	FRA	3	1	2	33%	12	6	6	50%	1h37min	32min
		Points Won				Points Lost					
		Total	Own Serve:	55	Most Consecutive:	5	Total	Own Serve:	56	Most Consecutive:	7
		109	Opp. Serve:	54	GDO:	2	112	Opp. Serve:	56	GLL:	2
MONTANUS Jean-Paul Left Cl7	NED	3	2	1	67%	14	8	6	57%	1h44min	35min
		Points Won				Points Lost					
		Total	Own Serve:	78	Most Consecutive:	5	Total	Own Serve:	55	Most Consecutive:	8
		138	Opp. Serve:	60	GDO:	3	134	Opp. Serve:	79	GLL:	5



Player Statistics

Estatísticas dos atletas

As of MON 12 SEP 2016

Players	NPC	Matches				Games				Match Duration				
		Played	Won	Lost	%Won	Played	Won	Lost	%Won	All	Average			
MORALES GARCIA Jordi	ESP	5	3	2	60%	20	11	9	55%	2h29min	30min			
Right		Points Won				Points Lost								
CI7		Total	Own Serve:		98	Most Consecutive:		8	Total	Own Serve:	85	Most Consecutive:	10	
		183	Opp. Serve:		85	GDO:		5	181	Opp. Serve:		96	GLL:	2
NIKOLENKO Maxym	UKR	Matches				Games				Match Duration				
Right		Played	Won	Lost	%Won	Played	Won	Lost	%Won	All	Average			
CI7		3	2	1	67%	13	7	6	54%	1h41min	34min			
		Points Won				Points Lost								
		Total	Own Serve:		65	Most Consecutive:		6	Total	Own Serve:	60	Most Consecutive:	6	
		128	Opp. Serve:		63	GDO:		6	125	Opp. Serve:		65	GLL:	3
PEREIRA STROH Israel	BRA	Matches				Games				Match Duration				
Left		Played	Won	Lost	%Won	Played	Won	Lost	%Won	All	Average			
CI7		6	4	2	67%	26	14	12	54%	3h28min	35min			
		Points Won				Points Lost								
		Total	Own Serve:		139	Most Consecutive:		7	Total	Own Serve:	109	Most Consecutive:	6	
		245	Opp. Serve:		106	GDO:		3	244	Opp. Serve:		135	GLL:	3
POPOV Mykhaylo	UKR	Matches				Games				Match Duration				
Left		Played	Won	Lost	%Won	Played	Won	Lost	%Won	All	Average			
CI7		3	1	2	33%	14	6	8	43%	1h29min	30min			
		Points Won				Points Lost								
		Total	Own Serve:		64	Most Consecutive:		9	Total	Own Serve:	56	Most Consecutive:	9	
		123	Opp. Serve:		59	GDO:		0	119	Opp. Serve:		63	GLL:	4
SALMIN Paulo	BRA	Matches				Games				Match Duration				
Right		Played	Won	Lost	%Won	Played	Won	Lost	%Won	All	Average			
CI7		2	0	2	0%	9	3	6	33%	1h2min	31min			
		Points Won				Points Lost								
		Total	Own Serve:		34	Most Consecutive:		8	Total	Own Serve:	44	Most Consecutive:	5	
		68	Opp. Serve:		34	GDO:		5	84	Opp. Serve:		40	GLL:	3
WOLLMERT Jochen	GER	Matches				Games				Match Duration				
Right		Played	Won	Lost	%Won	Played	Won	Lost	%Won	All	Average			
CI7		2	0	2	0%	7	1	6	14%	54min	27min			
		Points Won				Points Lost								
		Total	Own Serve:		26	Most Consecutive:		6	Total	Own Serve:	39	Most Consecutive:	6	
		56	Opp. Serve:		30	GDO:		1	75	Opp. Serve:		36	GLL:	6
YAN Shuo	CHN	Matches				Games				Match Duration				
Left		Played	Won	Lost	%Won	Played	Won	Lost	%Won	All	Average			
CI7		5	4	1	80%	21	14	7	67%	2h17min	27min			
		Points Won				Points Lost								
		Total	Own Serve:		117	Most Consecutive:		7	Total	Own Serve:	83	Most Consecutive:	5	
		217	Opp. Serve:		100	GDO:		4	181	Opp. Serve:		98	GLL:	3



Player Statistics
Estatísticas dos atletas

As of MON 12 SEP 2016

Players	NPC	Matches				Games				Match Duration	
		Played	Won	Lost	%Won	Played	Won	Lost	%Won	All	Average
YOUSSEF Sayed	EGY	4	2	2	50%	14	7	7	50%	1h32min	23min
Left		Points Won						Points Lost			
CI7		Total	Own Serve:	71	Most Consecutive:	7	Total	Own Serve:	53	Most Consecutive:	6
		127	Opp. Serve:	56	GDO:	3	118	Opp. Serve:	65	GLL:	3

Note:
The "Greatest deficit overcome" only applies when the player ends up winning the game and "Greatest lead lost" only when losing.

Legend:
GDO Greatest deficit overcome **GLL** Greatest lead lost **Opp.** Opponent's



Tournament Statistics

Estatísticas do torneio

As of MON 12 SEP 2016

Statistics	Preliminaries	Round 1	Quarterfinals	Semifinals	Finals	Total
Matches						
Total	15	2	4	2	2	25
Game Margin: 3:0	3 20%	1 50%	1 25%			5 20%
3:1	8 53%		2 50%	1 50%	2 100%	13 52%
3:2	4 27%	1 50%	1 25%	1 50%		7 28%
Invalid Results Mark						
Duration: Total	7h36min	54min	2h1min	1h8min	58min	12h37min
Longest	42min	35min	37min	35min	33min	42min
Shortest	19min	19min	20min	33min	25min	19min
Average	30min	27min	30min	34min	29min	30min
Games						
Total	61	8	16	9	8	102
Point Margin: 11						
10				1 11%		1 1%
9	3 5%	1 13%	1 6%			5 5%
8	1 2%	1 13%	2 13%	1 11%		5 5%
7	2 3%		1 6%		2 25%	5 5%
6	5 8%	1 13%	1 6%	2 22%	1 13%	10 10%
5	8 13%	1 13%	1 6%			10 10%
4	11 18%		1 6%	1 11%	2 25%	15 15%
3	9 15%	2 25%	3 19%	1 11%	1 13%	16 16%
2	22 36%	2 25%	6 38%	3 33%	2 25%	35 34%
Invalid Results Mark						
Duration: Total	6h0min	41min	1h36min	55min	46min	9h58min
Longest	9min	7min	10min	12min	8min	12min
Shortest	3min	4min	4min	4min	4min	3min
Average	6min	5min	6min	6min	6min	6min
Points						
Total	1156	146	316	167	141	1926
Per game	18.95	18.25	19.75	18.56	17.63	18.88
Most consecutive won	9	7	7	10	7	10
Greatest deficit overcome	6	3	4	5	2	6
Longest rally	29	15	20	19	16	29
Average rally	5	5	5	5	5	5

Note:

The "Greatest deficit overcome" only applies when the player ends up winning the game.



Entry List by Event

As of MON 5 SEP 2016

NPC	Name	Date of Birth	How Qualified	World Ranking
AUS - Australia	MIZRACHI Barak	22 MAR 1988	CQ	43
BEL - Belgium	LEDOUX Marc	4 MAR 1986	QR	13
	LOICQ Mathieu	27 JUN 1979	QI	16
BRA - Brazil	GUARNIERI MANARA Luiz Filipe	19 NOV 1991	CQ	28
CHN - People's Republic of China	SUN Churen	25 APR 1989	QR	12
	YE Chaoqun	7 OCT 1984	CQ	4
	ZHAO Shuai	28 NOV 1994	QR	2
FRA - France	BOUVAIS Thomas	29 MAY 1991	QR	3
GBR - Great Britain	McKIBBIN Aaron	27 AUG 1991	QR	14
	WILSON Ross	5 JUN 1995	QR	8
HUN - Hungary	CSONKA Andras	27 NOV 1988	QR	6
	ZBORAI Gyula	18 DEC 1962		15
POL - Poland	GRUDZIEN Piotr	27 SEP 1991	QI	7
	SKRZYNECKI Marcin	12 JUL 1986	QI	17
SVK - Slovakia	CSEJTEY Richard	25 JUL 1979	QR	10
SWE - Sweden	ANDERSSON Emil	29 APR 1993	QR	5
	KARLSSON Linus	4 JUL 1989	QR	9
UKR - Ukraine	DIDUKH Viktor	23 JAN 1987	CQ	1

Note:

All changes are available in INFO.
(nnn) in 'How Qualified' represents the player's singles world ranking as of September 2016.

Legend:

CQ Continental Qualification **QI** Qualified by Invitation **QR** World Ranking



Draw
Sorteio

GROUP A

Rk	Name	NPC	UKR	HUN	CHN	Match Points
1	DIDUKH Viktor	UKR		3:0 (11:5, 11:4, 11:3)	3:1 (11:9, 8:11, 11:1, 11:5)	4
2	ZBORAI Gyula	HUN	0:3 (5:11, 4:11, 3:11)		3:1 (11:5, 11:7, 2:11, 11:3)	3
3	SUN Churen	CHN	1:3 (9:11, 11:8, 1:11, 5:11)	1:3 (5:11, 7:11, 11:2, 3:11)		2

GROUP B

Rk	Name	NPC	CHN	SVK	BEL	Match Points
1	ZHAO Shuai	CHN		3:0 (11:8, 11:9, 11:8)	3:1 (11:9, 11:7, 9:11, 14:12)	4
2	CSEJTEY Richard	SVK	0:3 (8:11, 9:11, 8:11)		3:2 (9:11, 6:11, 11:8, 12:10, 20:18)	3
3	LOICQ Mathieu	BEL	1:3 (9:11, 7:11, 11:9, 12:14)	2:3 (11:9, 11:6, 8:11, 10:12, 18:20)		2

GROUP C

Rk	Name	NPC	GBR	FRA	BEL	Match Points
1	McKIBBIN Aaron	GBR		1:3 (6:11, 12:10, 5:11, 6:11)	3:1 (11:4, 11:5, 10:12, 11:3)	3
2	BOUVAIS Thomas	FRA	3:1 (11:6, 10:12, 11:5, 11:6)		1:3 (7:11, 11:9, 4:11, 8:11)	3
3	LEDOUX Marc	BEL	1:3 (4:11, 5:11, 12:10, 3:11)	3:1 (11:7, 9:11, 11:4, 11:8)		3

GROUP D

Rk	Name	NPC	POL	CHN	AUS	Match Points
1	GRUDZIEN Piotr	POL		3:2 (11:8, 8:11, 6:11, 11:4, 11:5)	3:0 (12:10, 11:5, 11:6)	4
2	YE Chaoqun	CHN	2:3 (8:11, 11:8, 11:6, 4:11, 5:11)		3:0 (11:2, 11:2, 11:4)	3
3	MIZRACHI Barak	AUS	0:3 (10:12, 5:11, 6:11)	0:3 (2:11, 2:11, 4:11)		2

GROUP E

Rk	Name	NPC	POL	SWE	GBR	Match Points
1	SKRZYNECKI Marcin	POL		3:2 (8:11, 11:7, 9:11, 11:8, 11:9)	3:1 (11:4, 7:11, 12:10, 13:11)	4
2	ANDERSSON Emil	SWE	2:3 (11:8, 7:11, 11:9, 8:11, 9:11)		3:2 (6:11, 11:8, 11:7, 9:11, 11:8)	3
3	WILSON Ross	GBR	1:3 (4:11, 11:7, 10:12, 11:13)	2:3 (11:6, 8:11, 7:11, 11:9, 8:11)		2



Draw

Sorteio

GROUP F

Rk	Name	NPC	SWE	HUN	BRA	Match Points
1	KARLSSON Linus	SWE		3:2 (11:9, 4:11, 7:11, 11:9, 11:9)	3:2 (7:11, 12:14, 11:3, 11:6, 11:6)	4
2	CSONKA Andras	HUN	2:3 (9:11, 11:4, 11:7, 9:11, 9:11)		3:0 (11:6, 11:7, 11:2)	3
3	GUARNIERI MANARA Luiz Filipe	BRA	2:3 (11:7, 14:12, 3:11, 6:11, 6:11)	0:3 (6:11, 7:11, 2:11)		2

Qualification rule:

First and Second from each group will qualify for the Round 1.

Legend:

Rk Rank


Draw

Sorteio

QUALIFIED FROM GROUPS				
Group	Rk	Name	NPC	Match Points
A	1	DIDUKH Viktor	UKR	4
B	1	ZHAO Shuai	CHN	4
C	1	McKIBBIN Aaron	GBR	3
D	1	GRUDZIEN Piotr	POL	4
E	1	SKRZYNECKI Marcin	POL	4
F	1	KARLSSON Linus	SWE	4
A	2	ZBORAI Gyula	HUN	3
B	2	CSEJTEY Richard	SVK	3
C	2	BOUVAIS Thomas	FRA	3
D	2	YE Chaoqun	CHN	3
E	2	ANDERSSON Emil	SWE	3
F	2	CSONKA Andras	HUN	3

Round 1	NPC Code	Quarterfinals	Semifinals	Finals	
DIDUKH Viktor	UKR				
BYE		DIDUKH V			
YE Chaoqun	CHN		YE Chaoqun 3-0 (11:9, 11:7, 11:9)		
CSEJTEY Richard	SVK	YE Chaoqun 3-2 (9:11, 11:8, 11:8, 9:11, 11:4)			
SKRZYNECKI Marcin	POL			CSONKA Andras 3-0 (22:20, 11:9, 12:10)	
CSONKA Andras	HUN	CSONKA Andras 3-2 (11:6, 7:11, 9:11, 11:6, 11:8)			
BYE			CSONKA Andras 3-0 (11:9, 11:8, 11:4)		
McKIBBIN Aaron	GBR	McKIBBIN A			GOLD
GRUDZIEN Piotr	POL			ZHAO Shuai CHN 3-0 (11:5, 11:6, 11:9)	
BYE		GRUDZIEN P			
BOUVAIS Thomas	FRA		GRUDZIEN Piotr 3-2 (12:10, 8:11, 8:11, 11:5, 11:5)		
KARLSSON Linus	SWE	KARLSSON Linus 3-1 (5:11, 13:11, 11:9, 11:3)			
ZBORAI Gyula	HUN			ZHAO Shuai 3-2 (11:7, 9:11, 11:7, 8:11, 11:6)	SILVER
ANDERSSON Emil	SWE	ANDERSSON Emil 3-1 (12:10, 11:6, 7:11, 11:6)			
BYE			ZHAO Shuai 3-0 (14:12, 11:7, 12:10)		CSONKA Andras HUN
ZHAO Shuai	CHN	ZHAO S		YE Chaoqun	BRONZE
				GRUDZIEN Piotr	GRUDZIEN Piotr POL 3-2 (11:6, 5:11, 11:9, 3:11, 11:3)



Match Results

Resultados da partida

DIDUKH Viktor (UKR) 3-0 ZBORAI Gyula (HUN)

Game Summary		Match	Game 1	Game 2	Game 3	Game 4	Game 5
DIDUKH Viktor	UKR	3	11	11	11		
ZBORAI Gyula	HUN	0	5	4	3		
Duration:		16min	4min	4min	4min		

Match No.: 1 Table: 2

Umpires: TSE Mei Lan (HKG) MATOS Ravi (BRA)

Player Statistics	DIDUKH Viktor (UKR)					Match	ZBORAI Gyula (HUN)					Match
	Game						Game					
	1	2	3	4	5		1	2	3	4	5	
Points won	11	11	11			33	5	4	3			12
Biggest lead	6	7	8			8	-	-	-			-
Points won on own serve	5	7	4			16	2	3	1			6
Points lost on own serve	3	1	2			6	6	4	7			17
Most consecutive points won	6	5	5			6	5	2	1			5
Greatest deficit overcome	-	-	-			-	-	-	-			-
Handedness/Grip	Right/						Right/					

Game/Match Statistics	Game					Match
	1	2	3	4	5	
Longest rally (strokes)	14	7	8			14
Average rally	5	4	3			4

Game Progress

1	DIDUKH Viktor (UKR)	0	*2	4	*6	6	*6	7	*9	11
	ZBORAI Gyula (HUN)	*0	0	*0	0	*2	4	*5	5	5
2	DIDUKH Viktor (UKR)	*0	2	*3	4	*6	8	*8	10	11
	ZBORAI Gyula (HUN)	0	*0	1	*2	2	*2	4	*4	4
3	DIDUKH Viktor (UKR)	0	*2	3	*4	6	*8	9	11	
	ZBORAI Gyula (HUN)	*0	0	*1	2	*2	2	*3	3	

Note:

The "Greatest deficit overcome" only applies when the player ends up winning the game.

Legend:

No. Number * Server



Match Results

Resultados da partida

ZHAO Shuai (CHN) 3-1 LOICQ Mathieu (BEL)

Game Summary		Match	Game 1	Game 2	Game 3	Game 4	Game 5
ZHAO Shuai	CHN	3	11	11	9	14	
LOICQ Mathieu	BEL	1	9	7	11	12	
Duration:		25min	4min	4min	5min	6min	

Match No.: 2 Table: 4

Umpires: DUBEY Atul (IND) GALVAO Luzia (BRA)

Player Statistics	ZHAO Shuai (CHN)					Match	LOICQ Mathieu (BEL)					Match
	Game						Game					
	1	2	3	4	5		1	2	3	4	5	
Points won	11	11	9	14		45	9	7	11	12		39
Biggest lead	2	5	1	3		5	3	1	3	5		5
Points won on own serve	5	7	5	8		25	4	4	6	7		21
Points lost on own serve	5	3	5	5		18	6	4	4	6		20
Most consecutive points won	5	6	3	6		6	4	3	3	6		6
Greatest deficit overcome	3	1	-	5		5	-	-	1	-		1
Handedness/Grip	Right/						Right/					

Game/Match Statistics	Game					Match
	1	2	3	4	5	
Longest rally (strokes)	7	7	9	9		9
Average rally	3	3	4	4		4

Game Progress

1	ZHAO Shuai (CHN)	0	*2	2	*3	4	*5	6	*6	7	*9	11						
	LOICQ Mathieu (BEL)	*0	0	*2	3	*4	5	*6	8	*9	9	9						
2	ZHAO Shuai (CHN)	*0	1	*3	5	*6	7	*7	8	*9	11							
	LOICQ Mathieu (BEL)	0	*1	1	*1	2	*3	5	*6	7	7							
3	ZHAO Shuai (CHN)	0	*1	2	*2	4	*4	5	*7	8	*9	9						
	LOICQ Mathieu (BEL)	*0	1	*2	4	*4	6	*7	7	*8	9	11						
4	ZHAO Shuai (CHN)	*0	2	*3	3	*3	4	*4	5	*6	8	*10	11	*11	11	*12	13	14
	LOICQ Mathieu (BEL)	0	*0	1	*3	5	*6	8	*9	10	*10	10	*10	11	*12	12	*12	12

Note:

The "Greatest deficit overcome" only applies when the player ends up winning the game.

Legend:

No. Number * Server



Match Results

Resultados da partida

BOUVAIS Thomas (FRA) 3-1 McKIBBIN Aaron (GBR)

Game Summary		Match	Game 1	Game 2	Game 3	Game 4	Game 5
BOUVAIS Thomas	FRA	3	11	10	11	11	
McKIBBIN Aaron	GBR	1	6	12	5	6	
Duration:		30min	5min	8min	5min	5min	

Match No.: 3 Table: 6

Umpires: HIGASHIJIMA Masae (JPN) BAUR Helton Luis (BRA)

Player Statistics	BOUVAIS Thomas (FRA)					Match	McKIBBIN Aaron (GBR)					Match
	Game						Game					
	1	2	3	4	5		1	2	3	4	5	
Points won	11	10	11	11		43	6	12	5	6		29
Biggest lead	5	3	7	5		7	1	2	-	-		2
Points won on own serve	5	5	5	6		21	3	6	2	3		14
Points lost on own serve	3	6	3	3		15	6	5	6	5		22
Most consecutive points won	6	5	6	4		6	2	4	2	3		4
Greatest deficit overcome	1	-	-	-		1	-	3	-	-		3
Handedness/Grip	Right/						Right/					

Game/Match Statistics	Game					Match
	1	2	3	4	5	
Longest rally (strokes)	8	11	11	8		11
Average rally	3	5	4	4		4

Game Progress

1	BOUVAIS Thomas (FRA)	0	*1	2	*3	4	*5	6	*8	10	11			
	McKIBBIN Aaron (GBR)	*0	1	*2	3	*4	5	*6	6	*6	6			
2	BOUVAIS Thomas (FRA)	*0	0	*2	4	*5	6	*7	7	*7	9	*10	10	10
	McKIBBIN Aaron (GBR)	0	*2	2	*2	3	*4	5	*7	9	*9	10	*11	12
3	BOUVAIS Thomas (FRA)	0	*2	3	*4	5	*7	9	*10	11				
	McKIBBIN Aaron (GBR)	*0	0	*1	2	*3	3	*3	4	5				
4	BOUVAIS Thomas (FRA)	*0	2	*3	3	*5	7	*8	9	*10	11			
	McKIBBIN Aaron (GBR)	0	*0	1	*3	3	*3	4	*5	6	6			

Note:

The "Greatest deficit overcome" only applies when the player ends up winning the game.

Legend:

No. Number * Server



Match Results

Resultados da partida

YE Chaoqun (CHN) 3-0 MIZRACHI Barak (AUS)

Game Summary		Match	Game 1	Game 2	Game 3	Game 4	Game 5
YE Chaoqun	CHN	3	11	11	11		
MIZRACHI Barak	AUS	0	2	2	4		
Duration:		14min	3min	4min	4min		

Match No.: 4 Table: 8

Umpires: KIM Kyunghye (KOR) MIRANDA Barjonas (BRA)

Player Statistics	YE Chaoqun (CHN)					Match	MIZRACHI Barak (AUS)					Match
	Game						Game					
	1	2	3	4	5		1	2	3	4	5	
Points won	11	11	11			33	2	2	4			8
Biggest lead	9	9	7			9	1	-	-			1
Points won on own serve	5	6	5			16	1	1	2			4
Points lost on own serve	1	1	2			4	6	5	6			17
Most consecutive points won	10	5	5			10	1	1	3			3
Greatest deficit overcome	1	-	-			1	-	-	-			-
Handedness/Grip	Right/						Left/					

Game/Match Statistics	Game					Match
	1	2	3	4	5	
Longest rally (strokes)	8	9	10			10
Average rally	4	3	5			4

Game Progress

1	YE Chaoqun (CHN)	0	*1	3	*5	7	*9	10	11	
	MIZRACHI Barak (AUS)	*0	1	*1	1	*1	1	*2	2	
2	YE Chaoqun (CHN)	*0	2	*4	5	*7	9	*10	11	
	MIZRACHI Barak (AUS)	0	*0	0	*1	1	*1	2	2	
3	YE Chaoqun (CHN)	0	*2	4	*5	5	*7	9	*10	11
	MIZRACHI Barak (AUS)	*0	0	*0	1	*3	3	*3	4	4

Note:

The "Greatest deficit overcome" only applies when the player ends up winning the game.

Legend:

No. Number * Server



Match Results

Resultados da partida

SKRZYNECKI Marcin (POL) 3-2 ANDERSSON Emil (SWE)

Game Summary		Match	Game 1	Game 2	Game 3	Game 4	Game 5
SKRZYNECKI Marcin	POL	3	8	11	9	11	11
ANDERSSON Emil	SWE	2	11	7	11	8	9
Duration:		37min	5min	5min	7min	6min	7min

Match No.: 5 Table: 2

Umpires: VARENGOT Yannick (FRA) MONTES Marlos (BRA)

Player Statistics	SKRZYNECKI Marcin (POL)						ANDERSSON Emil (SWE)					
	Game					Match	Game					Match
	1	2	3	4	5		1	2	3	4	5	
Points won	8	11	9	11	11	50	11	7	11	8	9	46
Biggest lead	-	4	3	4	3	4	4	-	2	1	1	4
Points won on own serve	6	3	5	6	4	24	7	2	6	5	3	23
Points lost on own serve	4	5	4	3	6	22	2	8	4	5	7	26
Most consecutive points won	2	3	3	3	3	3	3	3	3	2	3	3
Greatest deficit overcome	-	-	-	1	1	1	-	-	3	-	-	3
Handedness/Grip	Right/						Right/					

Game/Match Statistics	Game					Match
	1	2	3	4	5	
Longest rally (strokes)	10	5	17	6	7	17
Average rally	4	3	5	4	4	4

Game Progress

1	SKRZYNECKI Marcin (POL)	*0	1	*2	2	*3	4	*4	6	*6	8	8
	ANDERSSON Emil (SWE)	0	*1	2	*4	5	*6	8	*8	10	*10	11
2	SKRZYNECKI Marcin (POL)	0	*2	3	*4	5	*6	6	*8	9	11	
	ANDERSSON Emil (SWE)	*0	0	*1	2	*3	4	*6	6	*7	7	
3	SKRZYNECKI Marcin (POL)	0	1	*3	4	*5	6	*7	8	*8	9	9
	ANDERSSON Emil (SWE)	0	*1	1	*2	3	*4	5	*6	8	*9	11
4	SKRZYNECKI Marcin (POL)	0	*1	2	*4	5	*6	8	*8	9	*10	11
	ANDERSSON Emil (SWE)	*0	1	*2	2	*3	4	*4	6	*7	8	8
5	SKRZYNECKI Marcin (POL)	*0	1	*2	3	*5	5	*6	7	*9	10	11
	ANDERSSON Emil (SWE)	0	*1	2	*3	3	*5	6	*7	7	*8	9

Note:

The "Greatest deficit overcome" only applies when the player ends up winning the game.

Legend:

No. Number * Server



Match Results

Resultados da partida

CSONKA Andras (HUN) 3-0 GUARNIERI MANARA Luiz Filipe (BRA)

Game Summary		Match	Game 1	Game 2	Game 3	Game 4	Game 5
CSONKA Andras	HUN	3	11	11	11		
GUARNIERI MANARA Luiz Filipe	BRA	0	6	7	2		
Duration:		17min	4min	5min	5min		

Match No.: 6 Table: 4

Umpires: LARROZA Andres (ITTF) RIVERO Ernesto (VEN)

Player Statistics	CSONKA Andras (HUN)					Match	GUARNIERI MANARA Luiz Filipe (BRA)					Match
	Game						Game					
	1	2	3	4	5		1	2	3	4	5	
Points won	11	11	11			33	6	7	2			15
Biggest lead	5	4	9			9	2	1	1			2
Points won on own serve	7	5	6			18	4	4	1			9
Points lost on own serve	2	3	1			6	4	6	5			15
Most consecutive points won	5	3	9			9	3	1	1			3
Greatest deficit overcome	2	1	1			2	-	-	-			-
Handedness/Grip	Left/						Left/					

Game/Match Statistics	Game					Match
	1	2	3	4	5	
Longest rally (strokes)	7	8	11			11
Average rally	3	3	5			4

Game Progress

1	CSONKA Andras (HUN)	*0	1	*1	3	*4	5	*6	8	*10	11
	GUARNIERI MANARA Luiz Filipe (BRA)	0	*1	3	*3	4	*5	6	*6	6	6
2	CSONKA Andras (HUN)	0	*1	3	*4	5	*7	8	*9	10	11
	GUARNIERI MANARA Luiz Filipe (BRA)	*0	1	*1	2	*3	3	*4	5	*6	7
3	CSONKA Andras (HUN)	*0	1	*3	5	*7	9	*10	11		
	GUARNIERI MANARA Luiz Filipe (BRA)	0	*1	1	*1	1	*1	2	2		

Note:

The "Greatest deficit overcome" only applies when the player ends up winning the game.

Legend:

No. Number * Server



Match Results

Resultados da partida

DIDUKH Viktor (UKR) 3-1 SUN Churen (CHN)

Game Summary		Match	Game 1	Game 2	Game 3	Game 4	Game 5
DIDUKH Viktor	UKR	3	11	8	11	11	
SUN Churen	CHN	1	9	11	1	5	
Duration:		29min	4min	4min	2min	4min	

Match No.: 7 Table: 6

Umpires: KOH Christabel (SIN) CLARO Bruno Augusto (BRA)

Player Statistics	DIDUKH Viktor (UKR)					Match	SUN Churen (CHN)					Match
	Game						Game					
	1	2	3	4	5		1	2	3	4	5	
Points won	11	8	11	11		41	9	11	1	5		26
Biggest lead	3	-	10	6		10	1	5	-	-		5
Points won on own serve	8	5	5	6		24	7	7	0	3		17
Points lost on own serve	2	4	1	2		9	3	3	6	4		16
Most consecutive points won	3	3	6	5		6	3	3	1	2		3
Greatest deficit overcome	1	-	-	-		1	-	-	-	-		-
Handedness/Grip	Right/						Left/					

Game/Match Statistics	Game					Match
	1	2	3	4	5	
Longest rally (strokes)	14	11	9	8		14
Average rally	5	6	4	4		5

Game Progress

1	DIDUKH Viktor (UKR)	*0	2	*2	3	*4	6	*6	8	*9	10	11
	SUN Churen (CHN)	0	*0	2	*3	4	*4	6	*6	7	*8	9
2	DIDUKH Viktor (UKR)	0	*0	1	*1	2	*3	5	*6	7	*8	8
	SUN Churen (CHN)	*0	2	*3	5	*6	7	*7	8	*9	10	11
3	DIDUKH Viktor (UKR)	*0	2	*4	5	*7	9	11				
	SUN Churen (CHN)	0	*0	0	*1	1	*1	1				
4	DIDUKH Viktor (UKR)	0	*2	4	*5	6	*7	8	*9	11		
	SUN Churen (CHN)	0	0	*0	1	*2	3	*4	5	5		

Note:

The "Greatest deficit overcome" only applies when the player ends up winning the game.

Legend:

No. Number * Server



Match Results

Resultados da partida

ZHAO Shuai (CHN) 3-0 CSEJTEY Richard (SVK)

Game Summary		Match	Game 1	Game 2	Game 3	Game 4	Game 5
ZHAO Shuai	CHN	3	11	11	11		
CSEJTEY Richard	SVK	0	8	9	8		
Duration:		16min	5min	5min	4min		

Match No.: 8 Table: 8

Umpires: CHUNG Li-Chuan (TPE) dos SANTOS Danilo (BRA)

Player Statistics	ZHAO Shuai (CHN)					Match	CSEJTEY Richard (SVK)					Match
	Game						Game					
	1	2	3	4	5		1	2	3	4	5	
Points won	11	11	11			33	8	9	8			25
Biggest lead	3	3	5			5	4	2	2			4
Points won on own serve	5	5	6			16	4	4	5			13
Points lost on own serve	4	5	3			12	6	6	5			17
Most consecutive points won	4	4	5			5	3	3	3			3
Greatest deficit overcome	4	2	2			4	-	-	-			-
Handedness/Grip	Right/						Left/					

Game/Match Statistics	Game					Match
	1	2	3	4	5	
Longest rally (strokes)	13	9	8			13
Average rally	3	4	4			4

Game Progress

1	ZHAO Shuai (CHN)	0	*1	1	*2	2	*4	6	*7	9	*10	11
	CSEJTEY Richard (SVK)	*0	1	*3	4	*6	6	*6	7	*7	8	8
2	ZHAO Shuai (CHN)	*0	2	*3	4	*5	5	*6	6	*8	10	11
	CSEJTEY Richard (SVK)	0	*0	1	*2	3	*5	6	*8	8	*8	9
3	ZHAO Shuai (CHN)	0	*0	1	*3	4	*5	7	*9	10	*10	11
	CSEJTEY Richard (SVK)	*0	2	*3	3	*4	5	*5	5	*6	8	8

Note:

The "Greatest deficit overcome" only applies when the player ends up winning the game.

Legend:

No. Number * Server



Match Results

Resultados da partida

LEDOUX Marc (BEL) 3-1 BOUVAIS Thomas (FRA)

Game Summary		Match	Game 1	Game 2	Game 3	Game 4	Game 5
LEDOUX Marc	BEL	3	11	9	11	11	
BOUVAIS Thomas	FRA	1	7	11	4	8	
Duration:		26min	5min	5min	4min	6min	

Match No.: 9 Table: 2

Umpires: MANCINI Marco (BRA) RAGAB Elsayed (EGY)

Player Statistics	LEDOUX Marc (BEL)					Match	BOUVAIS Thomas (FRA)					Match
	Game						Game					
	1	2	3	4	5		1	2	3	4	5	
Points won	11	9	11	11		42	7	11	4	8		30
Biggest lead	4	-	9	3		9	1	2	-	3		3
Points won on own serve	9	7	4	5		25	6	8	1	4		19
Points lost on own serve	1	3	3	4		11	2	2	6	6		16
Most consecutive points won	3	2	9	4		9	2	2	3	3		3
Greatest deficit overcome	1	-	-	3		3	-	-	-	-		-
Handedness/Grip	Left/						Right/					

Game/Match Statistics	Game					Match
	1	2	3	4	5	
Longest rally (strokes)	27	17	16	21		27
Average rally	7	7	8	8		7

Game Progress

1	LEDOUX Marc (BEL)	*0	1	*2	4	*5	7	*7	9	*9	11	
	BOUVAIS Thomas (FRA)	0	*1	2	*2	3	*3	5	*5	7	7	
2	LEDOUX Marc (BEL)	0	*1	2	*2	3	*4	6	*6	8	*8	9
	BOUVAIS Thomas (FRA)	*0	1	*2	4	*5	6	*6	8	*8	10	11
3	LEDOUX Marc (BEL)	0	1	*3	5	*7	9	*10	10	11		
	BOUVAIS Thomas (FRA)	0	*1	1	*1	1	*1	2	*4	4		
4	LEDOUX Marc (BEL)	0	*1	2	*2	3	*4	5	*7	8	*10	11
	BOUVAIS Thomas (FRA)	*0	1	*2	4	*5	6	*7	7	*8	8	8

Note:

The "Greatest deficit overcome" only applies when the player ends up winning the game.

Legend:

No. Number * Server



Match Results

Resultados da partida

GRUDZIEN Piotr (POL) 3-2 YE Chaoqun (CHN)

Game Summary		Match	Game 1	Game 2	Game 3	Game 4	Game 5
GRUDZIEN Piotr	POL	3	11	8	6	11	11
YE Chaoqun	CHN	2	8	11	11	4	5
Duration:		32min	6min	5min	5min	5min	6min

Match No.: 10 Table: 4

Umpires: WONG Jeffrey (CAN) BOGREN Ingrid (SWE)

Player Statistics	GRUDZIEN Piotr (POL)						YE Chaoqun (CHN)					
	Game					Match	Game					Match
	1	2	3	4	5		1	2	3	4	5	
Points won	11	8	6	11	11	47	8	11	11	4	5	39
Biggest lead	3	1	3	7	6	7	5	6	5	-	-	6
Points won on own serve	6	3	3	5	6	23	4	5	5	2	3	19
Points lost on own serve	3	6	6	2	2	19	5	5	3	5	5	23
Most consecutive points won	4	4	3	6	5	6	5	6	6	4	3	6
Greatest deficit overcome	5	-	-	-	-	5	-	1	3	-	-	3
Handedness/Grip	Right/						Right/					

Game/Match Statistics	Game					Match
	1	2	3	4	5	
Longest rally (strokes)	8	10	10	9	15	15
Average rally	3	4	4	5	7	4

Game Progress

1	GRUDZIEN Piotr (POL)	0	0	*0	1	*3	4	*6	8	*8	10	11
	YE Chaoqun (CHN)	0	*2	4	*5	5	*6	6	*6	8	*8	8
2	GRUDZIEN Piotr (POL)	0	*1	1	*1	2	*4	4	*4	6	*8	8
	YE Chaoqun (CHN)	*0	1	*3	5	*6	6	*8	10	*10	10	11
3	GRUDZIEN Piotr (POL)	*0	2	*3	4	*5	5	*5	5	*6	6	
	YE Chaoqun (CHN)	0	*0	1	*2	3	*5	7	*9	10	11	
4	GRUDZIEN Piotr (POL)	0	*2	4	*6	6	*6	8	*10	11		
	YE Chaoqun (CHN)	0	0	*0	0	*2	4	*4	4	4		
5	GRUDZIEN Piotr (POL)	*0	2	*3	4	*6	8	*8	9	11		
	YE Chaoqun (CHN)	0	*0	1	*2	2	*2	4	*5	5		

Note:

The "Greatest deficit overcome" only applies when the player ends up winning the game.

Legend:

No. Number * Server


Match Results

Resultados da partida

ANDERSSON Emil (SWE) 3-2 WILSON Ross (GBR)

Game Summary		Match	Game 1	Game 2	Game 3	Game 4	Game 5
ANDERSSON Emil	SWE	3	6	11	11	9	11
WILSON Ross	GBR	2	11	8	7	11	8
Duration:		40min	3min	4min	4min	4min	4min

Match No.: 11 Table: 6

Umpires: CRUZ Lara (BRA) LU Hong (CHN)

Player Statistics	ANDERSSON Emil (SWE)						WILSON Ross (GBR)					
	Game					Match	Game					Match
	1	2	3	4	5		1	2	3	4	5	
Points won	6	11	11	9	11	48	11	8	7	11	8	45
Biggest lead	1	3	5	1	3	5	5	1	-	2	2	5
Points won on own serve	3	7	3	5	6	24	6	5	2	6	5	24
Points lost on own serve	5	3	5	4	3	20	3	4	8	4	5	24
Most consecutive points won	2	3	3	2	4	4	4	2	3	3	2	4
Greatest deficit overcome	-	1	-	-	2	2	1	-	-	1	-	1
Handedness/Grip	Right/						Right/					

Game/Match Statistics	Game					Match
	1	2	3	4	5	
Longest rally (strokes)	8	14	7	11	9	14
Average rally	5	4	5	4	4	4

Game Progress

1	ANDERSSON Emil (SWE)	0	*1	1	*2	4	*4	4	*5	6	6	
	WILSON Ross (GBR)	*0	1	*3	4	*4	6	*8	9	*10	11	
2	ANDERSSON Emil (SWE)	*0	1	*2	3	*4	5	*6	8	*8	10	11
	WILSON Ross (GBR)	0	*1	2	*3	4	*5	6	*6	8	*8	8
3	ANDERSSON Emil (SWE)	0	*2	3	*4	6	*7	7	*9	9	11	
	WILSON Ross (GBR)	*0	0	*1	2	*2	3	*5	5	*7	7	
4	ANDERSSON Emil (SWE)	0	1	*2	3	*4	5	*6	7	*7	8	9
	WILSON Ross (GBR)	0	*1	2	*3	4	*5	6	*7	9	*10	11
5	ANDERSSON Emil (SWE)	0	*0	1	*3	4	*5	6	*7	9	*10	11
	WILSON Ross (GBR)	*0	2	*3	3	*4	5	*6	7	*7	8	8

Note:

The "Greatest deficit overcome" only applies when the player ends up winning the game.

Legend:

No. Number * Server



Match Results

Resultados da partida

KARLSSON Linus (SWE) 3-2 CSONKA Andras (HUN)

Game Summary		Match	Game 1	Game 2	Game 3	Game 4	Game 5
KARLSSON Linus	SWE	3	11	4	7	11	11
CSONKA Andras	HUN	2	9	11	11	9	9
Duration:		36min	5min	4min	5min	6min	6min

Match No.: 12 Table: 8

Umpires: SILVA Juvenal (BRA) LARROZA Andres (PAR)

Player Statistics	KARLSSON Linus (SWE)						CSONKA Andras (HUN)					
	Game					Match	Game					Match
	1	2	3	4	5		1	2	3	4	5	
Points won	11	4	7	11	11	44	9	11	11	9	9	49
Biggest lead	2	-	-	5	4	5	3	7	4	-	-	7
Points won on own serve	4	1	3	4	5	17	4	5	4	3	4	20
Points lost on own serve	6	6	6	6	5	29	5	3	4	7	6	25
Most consecutive points won	3	1	1	4	3	4	4	4	2	4	3	4
Greatest deficit overcome	3	-	-	-	-	3	-	-	-	-	-	-
Handedness/Grip	Right/						Left/					

Game/Match Statistics	Game					Match
	1	2	3	4	5	
Longest rally (strokes)	10	10	12			12
Average rally	5	4	5			5

Game Progress

1	KARLSSON Linus (SWE)	*0	1	*2	2	*3	4	*5	7	*8	8	11
	CSONKA Andras (HUN)	0	*1	2	*4	5	*6	7	*7	8	*10	9
2	KARLSSON Linus (SWE)	0	*1	1	*2	2	*2	3	*4	4		
	CSONKA Andras (HUN)	*0	1	*3	4	*6	8	*9	10	11		
3	KARLSSON Linus (SWE)	0	0	*1	2	*3	4	*5	6	*7	7	
	CSONKA Andras (HUN)	0	*2	3	*4	5	*6	7	*8	9	11	
4	KARLSSON Linus (SWE)	0	*2	3	*5	6	*7	8	*9	9	*10	11
	CSONKA Andras (HUN)	*0	0	*1	1	*2	3	*4	5	*7	8	9
5	KARLSSON Linus (SWE)	*0	2	*3	4	*6	6	*7	9	*10	10	11
	CSONKA Andras (HUN)	0	*0	1	*2	2	*4	5	*5	6	*8	9

Note:

The "Greatest deficit overcome" only applies when the player ends up winning the game.

Legend:

No. Number * Server



Match Results

Resultados da partida

ZBORAI Gyula (HUN) 3-1 SUN Churen (CHN)

Game Summary		Match	Game 1	Game 2	Game 3	Game 4	Game 5
ZBORAI Gyula	HUN	3	11	11	2	11	
SUN Churen	CHN	1	5	7	11	3	
Duration:		30min	4min	6min	4min	5min	

Match No.: 13 Table: 6

Umpires: GALVAO Luzia (BRA) DUBEY Atul (IND)

Player Statistics	ZBORAI Gyula (HUN)					Match	SUN Churen (CHN)					Match
	Game						Game					
	1	2	3	4	5		1	2	3	4	5	
Points won	11	11	2	11		35	5	7	11	3		26
Biggest lead	6	4	-	8		8	1	3	9	-		9
Points won on own serve	5	6	2	7		20	2	3	7	2		14
Points lost on own serve	3	4	4	1		12	6	5	0	4		15
Most consecutive points won	6	5	2	6		6	1	3	9	2		9
Greatest deficit overcome	1	3	-	-		3	-	-	-	-		-
Handedness/Grip	Right/						Left/					

Game/Match Statistics	Game					Match
	1	2	3	4	5	
Longest rally (strokes)	11	13	11	10		13
Average rally	5	5	5	6		5

Game Progress

1	ZBORAI Gyula (HUN)	0	*1	3	*5	6	*7	8	*10	11	
	SUN Churen (CHN)	*0	1	*1	1	*2	3	*4	4	5	
2	ZBORAI Gyula (HUN)	*0	1	*1	2	*3	4	*6	7	*9	11
	SUN Churen (CHN)	0	*1	3	*4	5	*6	6	*7	7	7
3	ZBORAI Gyula (HUN)	0	*0	2	*2	2	*2	2	2	2	
	SUN Churen (CHN)	*0	2	*2	4	*6	8	*10	11		
4	ZBORAI Gyula (HUN)	*0	2	*4	6	*6	7	*9	11		
	SUN Churen (CHN)	0	*0	0	*0	2	*3	3	3		

Note:

The "Greatest deficit overcome" only applies when the player ends up winning the game.

Legend:

No. Number * Server



Match Results

Resultados da partida

CSEJTEY Richard (SVK) 3-2 LOICQ Mathieu (BEL)

Game Summary		Match	Game 1	Game 2	Game 3	Game 4	Game 5
CSEJTEY Richard	SVK	3	9	6	11	12	20
LOICQ Mathieu	BEL	2	11	11	8	10	18
Duration:		39min	5min	5min	5min	6min	10min

Match No.: 14 Table: 8

Umpires: MANCINI Marco (BRA) RAGAB Elsayed (EGY)

Player Statistics	CSEJTEY Richard (SVK)						LOICQ Mathieu (BEL)					
	Game					Match	Game					Match
	1	2	3	4	5		1	2	3	4	5	
Points won	9	6	11	12	20	58	11	11	8	10	18	58
Biggest lead	2	2	5	2	2	5	2	5	-	5	3	5
Points won on own serve	7	4	6	8	10	35	8	6	5	7	9	35
Points lost on own serve	3	5	3	2	9	22	2	2	5	4	10	23
Most consecutive points won	2	2	5	4	2	5	3	5	3	3	3	5
Greatest deficit overcome	-	-	-	5	3	5	2	2	-	-	-	2
Handedness/Grip	Left/						Right/					

Game/Match Statistics	Game					Match
	1	2	3	4	5	
Longest rally (strokes)	9	14	10	10	13	14
Average rally	4	5	4	5	4	4

Game Progress

1	CSEJTEY Richard (SVK)	0	*1	3	*3	5	*5	6	*7	8	*8	9						
	LOICQ Mathieu (BEL)	*0	1	*1	3	*3	5	*6	7	*8	10	11						
2	CSEJTEY Richard (SVK)	*0	2	*2	2	*3	4	*4	5	*6	6							
	LOICQ Mathieu (BEL)	0	*0	2	*4	5	*6	8	*9	10	11							
3	CSEJTEY Richard (SVK)	0	*1	2	*4	6	*7	7	*8	10	*10	11						
	LOICQ Mathieu (BEL)	*0	1	*2	2	*2	3	*5	6	*6	8	8						
4	CSEJTEY Richard (SVK)	0	1	*1	2	*2	3	*4	6	*7	9	*10	11	12				
	LOICQ Mathieu (BEL)	0	*1	3	*4	6	*7	8	*8	9	*9	10	*10	10				
5	CSEJTEY Richard (SVK)	0	*1	1	*2	3	*5	5	*6	8	*9	10	*10	11	*11	12	*12	13
	LOICQ Mathieu (BEL)	*0	1	*3	4	*5	5	*7	8	*8	9	*10	11	*11	12	*12	13	*13
		*14	14	*15	15	*15	16	*16	17	*18	18	*19	20					
		13	*14	14	*15	16	*16	17	*17	17	*18	18	18					

Note:

The "Greatest deficit overcome" only applies when the player ends up winning the game.

Legend:

No. Number * Server



Match Results

Resultados da partida

McKIBBIN Aaron (GBR) 3-1 LEDOUX Marc (BEL)

Game Summary		Match	Game 1	Game 2	Game 3	Game 4	Game 5
McKIBBIN Aaron	GBR	3	11	11	10	11	
LEDOUX Marc	BEL	1	4	5	12	3	
Duration:		24min	4min	5min	7min	4min	

Match No.: 15 Table: 8

Umpires: CHUNG Li-Chuan (TPE) WONG Jeffrey (CAN)

Player Statistics	McKIBBIN Aaron (GBR)					Match	LEDOUX Marc (BEL)					Match
	Game						Game					
	1	2	3	4	5		1	2	3	4	5	
Points won	11	11	10	11		43	4	5	12	3		24
Biggest lead	7	6	5	8		8	1	-	2	-		2
Points won on own serve	7	4	6	5		22	3	1	7	2		13
Points lost on own serve	1	4	5	1		11	4	7	4	6		21
Most consecutive points won	6	4	4	5		6	2	2	5	1		5
Greatest deficit overcome	1	-	-	-		1	-	-	5	-		5
Handedness/Grip	Right/						Left/					

Game/Match Statistics	Game					Match
	1	2	3	4	5	
Longest rally (strokes)	11	11	13	7		13
Average rally	5	6	6	4		5

Game Progress

1	McKIBBIN Aaron (GBR)	*0	1	*3	5	*6	8	*8	10	11					
	LEDOUX Marc (BEL)	0	*1	1	*1	2	*2	4	*4	4					
2	McKIBBIN Aaron (GBR)	0	*2	3	*5	5	*6	8	*10	11					
	LEDOUX Marc (BEL)	*0	0	*1	1	*3	4	*4	4	5					
3	McKIBBIN Aaron (GBR)	*0	2	*3	5	*6	6	*7	8	*9	10	*10	10	10	10
	LEDOUX Marc (BEL)	0	*0	1	*1	2	*4	5	*6	7	*8	10	*11	12	
4	McKIBBIN Aaron (GBR)	0	*2	3	*4	6	*7	9	11						
	LEDOUX Marc (BEL)	*0	0	*1	2	*2	3	*3	3						

Note:

The "Greatest deficit overcome" only applies when the player ends up winning the game.

Legend:

No. Number * Server



Match Results

Resultados da partida

GRUDZIEN Piotr (POL) 3-0 MIZRACHI Barak (AUS)

Game Summary		Match	Game 1	Game 2	Game 3	Game 4	Game 5
GRUDZIEN Piotr	POL	3	12	11	11		
MIZRACHI Barak	AUS	0	10	5	6		
Duration:		21min	6min	5min	6min		

Match No.: 16 Table: 4

Umpires: DEMARIO Leonor (BRA) BAUR Helton Luis (BRA)

Player Statistics	GRUDZIEN Piotr (POL)					Match	MIZRACHI Barak (AUS)					Match
	Game						Game					
	1	2	3	4	5		1	2	3	4	5	
Points won	12	11	11			34	10	5	6			21
Biggest lead	2	6	7			7	1	-	1			1
Points won on own serve	6	5	6			17	5	2	3			10
Points lost on own serve	5	3	3			11	6	6	5			17
Most consecutive points won	3	3	6			6	2	2	3			3
Greatest deficit overcome	1	-	1			1	-	-	-			-
Handedness/Grip	Right/						Left/					

Game/Match Statistics	Game					Match
	1	2	3	4	5	
Longest rally (strokes)	7	10	7			10
Average rally	4	3	4			4

Game Progress

1	GRUDZIEN Piotr (POL)	*0	1	*2	4	*5	5	*6	7	*8	9	*10	11	12
	MIZRACHI Barak (AUS)	0	*1	2	*2	3	*5	6	*7	8	*9	10	*10	10
2	GRUDZIEN Piotr (POL)	0	*2	3	*5	6	*7	9	*10	11				
	MIZRACHI Barak (AUS)	*0	0	*1	1	*2	3	*3	4	5				
3	GRUDZIEN Piotr (POL)	*0	1	*2	4	*6	7	*9	10	*10	11			
	MIZRACHI Barak (AUS)	0	*1	2	*2	2	*3	3	*4	6	6			

Note:

The "Greatest deficit overcome" only applies when the player ends up winning the game.

Legend:

No. Number * Server



Match Results

Resultados da partida

SKRZYNECKI Marcin (POL) 3-1 WILSON Ross (GBR)

Game Summary		Match	Game 1	Game 2	Game 3	Game 4	Game 5
SKRZYNECKI Marcin	POL	3	11	7	12	13	
WILSON Ross	GBR	1	4	11	10	11	
Duration:		36min	5min	7min	8min	9min	

Match No.: 17 Table: 6

Umpires: ZAPATA Carlos (ESP) LARROZA Andres (PAR)

Player Statistics	SKRZYNECKI Marcin (POL)					Match	WILSON Ross (GBR)					Match
	Game						Game					
	1	2	3	4	5		1	2	3	4	5	
Points won	11	7	12	13		43	4	11	10	11		36
Biggest lead	7	2	3	2		7	-	4	2	3		4
Points won on own serve	3	7	8	7		25	0	8	7	6		21
Points lost on own serve	4	3	3	4		14	8	0	4	6		18
Most consecutive points won	4	2	3	4		4	2	3	3	3		3
Greatest deficit overcome	-	-	2	3		3	-	2	-	-		2
Handedness/Grip	Right/						Right/					

Game/Match Statistics	Game					Match
	1	2	3	4	5	
Longest rally (strokes)	10	11	7	13		13
Average rally	4	5	4	5		4

Game Progress

1	SKRZYNECKI Marcin (POL)	0	*2	3	*5	5	*7	8	*10	11						
	WILSON Ross (GBR)	*0	0	*1	1	*3	3	*4	4	4						
2	SKRZYNECKI Marcin (POL)	*0	2	*2	3	*3	5	*5	6	*6	7					
	WILSON Ross (GBR)	0	*0	2	*3	5	*5	7	*8	10	11					
3	SKRZYNECKI Marcin (POL)	0	*0	2	*3	5	*6	7	*8	9	*9	10	*11	12		
	WILSON Ross (GBR)	*0	2	*2	3	*3	4	*5	6	*7	9	*10	10	10		
4	SKRZYNECKI Marcin (POL)	0	1	*1	3	*4	4	*5	6	*8	9	*10	11	*11	12	13
	WILSON Ross (GBR)	0	*1	3	*3	4	*6	7	*8	8	*9	10	*10	11	*11	11

Note:

The "Greatest deficit overcome" only applies when the player ends up winning the game.

Legend:

No. Number * Server



Match Results

Resultados da partida

KARLSSON Linus (SWE) 3-2 GUARNIERI MANARA Luiz Filipe (BRA)

Game Summary		Match	Game 1	Game 2	Game 3	Game 4	Game 5
KARLSSON Linus	SWE	3	7	12	11	11	11
GUARNIERI MANARA Luiz Filipe	BRA	2	11	14	3	6	6
Duration:		30min	4min	7min	4min	5min	5min

Match No.: 18 Table: 2

Umpires: KOH Christabel (SIN) MEIER Michael (USA)

Player Statistics	KARLSSON Linus (SWE)						GUARNIERI MANARA Luiz Filipe (BRA)					
	Game					Match	Game					Match
	1	2	3	4	5		1	2	3	4	5	
Points won	7	12	11	11	11	52	11	14	3	6	6	40
Biggest lead	1	1	8	5	5	8	4	4	-	1	-	4
Points won on own serve	4	9	5	7	7	32	6	10	1	5	4	26
Points lost on own serve	5	4	2	1	2	14	2	3	5	4	4	18
Most consecutive points won	2	3	5	4	5	5	5	4	2	3	2	5
Greatest deficit overcome	-	-	-	1	-	1	1	1	-	-	-	1
Handedness/Grip	Right/						Left/					

Game/Match Statistics	Game					Match
	1	2	3	4	5	
Longest rally (strokes)	6	9	10	13	13	13
Average rally	4	4	4	6	5	5

Game Progress

1	KARLSSON Linus (SWE)	0	1	*1	3	*4	5	*6	6	*6	7							
	GUARNIERI MANARA Luiz Filipe (BRA)	0	*1	3	*3	4	*5	6	*8	10	11							
2	KARLSSON Linus (SWE)	0	*1	1	*1	3	*4	6	*6	8	*8	10	*11	11	*11	12	*12	12
	GUARNIERI MANARA Luiz Filipe (BRA)	*0	1	*3	5	*5	6	*6	8	*8	10	*10	10	*11	12	*12	13	14
3	KARLSSON Linus (SWE)	0	2	*4	4	*6	8	*9	11									
	GUARNIERI MANARA Luiz Filipe (BRA)	0	*0	0	*2	2	*2	3	3									
4	KARLSSON Linus (SWE)	0	*1	3	*4	5	*5	7	*8	10	11							
	GUARNIERI MANARA Luiz Filipe (BRA)	*0	1	*1	2	*3	5	*5	6	*6	6							
5	KARLSSON Linus (SWE)	*0	1	*2	3	*4	6	*6	8	*10	11							
	GUARNIERI MANARA Luiz Filipe (BRA)	0	*1	2	*3	4	*4	6	*6	6	6							

Note:

The "Greatest deficit overcome" only applies when the player ends up winning the game.

Legend:

No. Number * Server



Match Results

Resultados da partida

KARLSSON Linus (SWE) 3-1 BOUVAIS Thomas (FRA)

Game Summary		Match	Game 1	Game 2	Game 3	Game 4	Game 5
KARLSSON Linus	SWE	3	5	13	11	11	
BOUVAIS Thomas	FRA	1	11	11	9	3	
Duration:		28min	5min	7min	6min	4min	

Match No.: 20 Table: 6

Umpires: RAGAB Elsayed (EGY) SEMENOVA Elena (RUS)

Player Statistics	KARLSSON Linus (SWE)					Match	BOUVAIS Thomas (FRA)					Match
	Game						Game					
	1	2	3	4	5		1	2	3	4	5	
Points won	5	13	11	11		40	11	11	9	3		34
Biggest lead	-	2	2	8		8	6	2	2	1		6
Points won on own serve	3	8	7	5		23	6	7	6	2		21
Points lost on own serve	5	4	3	1		13	2	5	4	6		17
Most consecutive points won	1	2	4	5		5	4	2	3	1		4
Greatest deficit overcome	-	2	2	1		2	-	-	-	-		-
Handedness/Grip	Right/						Right/					

Game/Match Statistics	Game					Match
	1	2	3	4	5	
Longest rally (strokes)	20	9	10	9		20
Average rally	6	4	4	4		4

Game Progress

1	KARLSSON Linus (SWE)	*0	0	*0	1	*1	2	*3	4	5						
	BOUVAIS Thomas (FRA)	0	*2	4	*5	7	*8	9	*10	11						
2	KARLSSON Linus (SWE)	0	*1	3	*3	4	*5	6	*6	8	*9	10	*11	11	*12	13
	BOUVAIS Thomas (FRA)	*0	1	*1	3	*4	5	*6	8	*8	9	*10	10	*11	11	11
3	KARLSSON Linus (SWE)	*0	2	*2	3	*4	5	*5	6	*8	10	11				
	BOUVAIS Thomas (FRA)	0	*0	2	*3	4	*5	7	*8	8	*8	9				
4	KARLSSON Linus (SWE)	0	*1	3	*5	6	*7	9	11							
	BOUVAIS Thomas (FRA)	*0	1	*1	1	*2	3	*3	3							

Note:

The "Greatest deficit overcome" only applies when the player ends up winning the game.

Legend:

No. Number * Server



Match Results

Resultados da partida

ANDERSSON Emil (SWE) 3-1 ZBORAI Gyula (HUN)

Game Summary		Match	Game 1	Game 2	Game 3	Game 4	Game 5
ANDERSSON Emil	SWE	3	12	11	7	11	
ZBORAI Gyula	HUN	1	10	6	11	6	
Duration:		28min	6min	5min	5min	5min	

Match No.: 21 Table: 8

Umpires: MIRANDA Barjonas (BRA) VARENGOT Yannick (FRA)

Player Statistics	ANDERSSON Emil (SWE)					Match	ZBORAI Gyula (HUN)					Match
	Game						Game					
	1	2	3	4	5		1	2	3	4	5	
Points won	12	11	7	11		41	10	6	11	6		33
Biggest lead	4	5	4	5		5	3	1	4	-		4
Points won on own serve	7	6	4	5		22	6	3	7	2		18
Points lost on own serve	4	3	4	4		15	5	5	3	6		19
Most consecutive points won	5	5	5	3		5	4	2	5	2		5
Greatest deficit overcome	3	1	-	-		3	-	-	4	-		4
Handedness/Grip	Right/						Right/					

Game/Match Statistics	Game					Match
	1	2	3	4	5	
Longest rally (strokes)	8	17	17	18		18
Average rally	4	6	5	6		5

Game Progress

1	ANDERSSON Emil (SWE)	0	*2	4	*4	5	*5	6	*7	7	*8	10	*11	12
	ZBORAI Gyula (HUN)	*0	0	*0	2	*3	5	*6	7	*9	10	*10	10	10
2	ANDERSSON Emil (SWE)	*0	1	*2	3	*4	5	*6	8	*10	11			
	ZBORAI Gyula (HUN)	0	*1	2	*3	4	*5	6	*6	6	6			
3	ANDERSSON Emil (SWE)	0	*1	3	*5	5	*5	6	*6	7	7			
	ZBORAI Gyula (HUN)	*0	1	*1	1	*3	5	*6	8	*9	11			
4	ANDERSSON Emil (SWE)	*0	1	*3	4	*5	6	*7	8	*10	11			
	ZBORAI Gyula (HUN)	0	*1	1	*2	3	*4	5	*6	6	6			

Note:

The "Greatest deficit overcome" only applies when the player ends up winning the game.

Legend:

No. Number * Server



Match Results

Resultados da partida

YE Chaoqun (CHN) 3-2 CSEJTEY Richard (SVK)

Game Summary		Match	Game 1	Game 2	Game 3	Game 4	Game 5
YE Chaoqun	CHN	3	9	11	11	9	11
CSEJTEY Richard	SVK	2	11	8	8	11	4
Duration:		33min	5min	6min	6min	6min	4min

Match No.: 24 Table: 2

Umpires: CRUZ Lara (BRA) DEMARIO Leonor (BRA)

Player Statistics	YE Chaoqun (CHN)						CSEJTEY Richard (SVK)					
	Game					Match	Game					Match
	1	2	3	4	5		1	2	3	4	5	
Points won	9	11	11	9	11	51	11	8	8	11	4	42
Biggest lead	2	4	3	5	7	7	2	2	3	2	-	3
Points won on own serve	5	6	6	5	6	28	6	4	5	6	3	24
Points lost on own serve	5	4	3	5	1	18	4	5	5	4	5	23
Most consecutive points won	2	5	5	4	6	6	3	6	3	4	2	6
Greatest deficit overcome	-	2	3	-	-	3	2	-	-	5	-	5
Handedness/Grip	Right/						Left/					

Game/Match Statistics	Game					Match
	1	2	3	4	5	
Longest rally (strokes)	9	22	12	18	14	22
Average rally	4	6	5	5	6	5

Game Progress

1	YE Chaoqun (CHN)	0	*1	3	*3	4	*5	6	*7	8	*9	9
	CSEJTEY Richard (SVK)	*0	1	*1	3	*4	5	*6	7	*8	9	11
2	YE Chaoqun (CHN)	*0	2	*4	5	*5	5	*5	7	*9	10	11
	CSEJTEY Richard (SVK)	0	*0	0	*1	3	*5	7	*7	7	*8	8
3	YE Chaoqun (CHN)	0	*0	1	*2	4	*6	6	*7	9	*10	11
	CSEJTEY Richard (SVK)	*0	2	*3	4	*4	4	*6	7	*7	8	8
4	YE Chaoqun (CHN)	*0	1	*3	5	*6	7	*7	8	*8	8	9
	CSEJTEY Richard (SVK)	0	*1	1	*1	2	*3	5	*6	8	*10	11
5	YE Chaoqun (CHN)	0	*1	3	*5	7	*7	8	*10	11		
	CSEJTEY Richard (SVK)	*0	1	*1	1	*1	3	*4	4	*4		

Note:

The "Greatest deficit overcome" only applies when the player ends up winning the game.

Legend:

No. Number * Server



Match Results

Resultados da partida

CSONKA Andras (HUN) 3-2 SKRZYNECKI Marcin (POL)

Game Summary		Match	Game 1	Game 2	Game 3	Game 4	Game 5
CSONKA Andras	HUN	3	11	7	9	11	11
SKRZYNECKI Marcin	POL	2	6	11	11	6	8
Duration:		35min	5min	5min	7min	5min	6min

Match No.: 25 Table: 4

Umpires: VILANOVA Flavia (BRA) MONTES Marlos (BRA)

Player Statistics	CSONKA Andras (HUN)						SKRZYNECKI Marcin (POL)					
	Game					Match	Game					Match
	1	2	3	4	5		1	2	3	4	5	
Points won	11	7	9	11	11	49	6	11	11	6	8	42
Biggest lead	5	-	1	6	3	6	2	4	2	-	3	4
Points won on own serve	6	5	4	9	6	30	4	6	5	6	5	26
Points lost on own serve	2	5	6	0	3	16	5	2	5	2	5	19
Most consecutive points won	5	3	2	3	3	5	3	4	3	2	3	4
Greatest deficit overcome	2	-	-	-	3	3	-	-	1	-	-	1
Handedness/Grip	Left/						Right/					

Game/Match Statistics	Game					Match
	1	2	3	4	5	
Longest rally (strokes)	9	10	9	11	8	11
Average rally	5	5	4	5	4	5

Game Progress

1	CSONKA Andras (HUN)	0	*1	2	*2	4	*5	6	*8	10	11			
	SKRZYNECKI Marcin (POL)	*0	1	*2	4	*4	5	*6	6	*6	6			
2	CSONKA Andras (HUN)	*0	0	*0	2	*3	5	*6	7	*7	7			
	SKRZYNECKI Marcin (POL)	0	*2	4	*4	5	*5	6	*7	9	11			
3	CSONKA Andras (HUN)	0	*1	2	*3	4	*5	6	*7	8	*9	9		
	SKRZYNECKI Marcin (POL)	*0	1	*2	3	*4	5	*6	7	*8	9	11		
4	CSONKA Andras (HUN)	*0	2	*3	5	*5	7	*8	10	*10	11			
	SKRZYNECKI Marcin (POL)	0	*0	1	*1	3	*3	4	*4	6	6			
5	CSONKA Andras (HUN)	0	*0	1	*2	3	*4	5	*7	8	*8	9	*10	11
	SKRZYNECKI Marcin (POL)	*0	2	*3	4	*5	6	*7	7	*7	8	*8	8	8

Note:

The "Greatest deficit overcome" only applies when the player ends up winning the game.

Legend:

No. Number * Server

The match went to expedite mode



Match Results

Resultados da partida

YE Chaoqun (CHN) 3-0 DIDUKH Viktor (UKR)

Game Summary		Match	Game 1	Game 2	Game 3	Game 4	Game 5
YE Chaoqun	CHN	3	11	11	11		
DIDUKH Viktor	UKR	0	9	7	9		
Duration:		21min	6min	5min	6min		

Match No.: 27 Table: 2

Umpires: BARROS Mario Paz (BRA) BOTH Flavio (BRA)

Player Statistics	YE Chaoqun (CHN)					Match	DIDUKH Viktor (UKR)					Match
	Game						Game					
	1	2	3	4	5		1	2	3	4	5	
Points won	11	11	11			33	9	7	9			25
Biggest lead	2	4	2			4	3	-	2			3
Points won on own serve	6	7	7			20	5	4	6			15
Points lost on own serve	4	3	3			10	5	4	4			13
Most consecutive points won	5	4	3			5	2	2	2			2
Greatest deficit overcome	3	-	2			3	-	-	-			-
Handedness/Grip	Right/						Right/					

Game/Match Statistics	Game					Match
	1	2	3	4	5	
Longest rally (strokes)	12	7	14			14
Average rally	4	4	5			4

Game Progress

1	YE Chaoqun (CHN)	0	*0	1	*2	3	*4	6	*8	9	*10	11
	DIDUKH Viktor (UKR)	*0	2	*3	4	*5	6	*6	6	*7	8	9
2	YE Chaoqun (CHN)	*0	2	*3	4	*4	6	*8	8	*9	11	
	DIDUKH Viktor (UKR)	0	*0	1	*2	4	*4	4	*6	7	7	
3	YE Chaoqun (CHN)	0	*1	2	*3	4	*5	6	*6	8	*9	11
	DIDUKH Viktor (UKR)	*0	1	*2	3	*4	5	*6	8	*8	9	9

Note:

The "Greatest deficit overcome" only applies when the player ends up winning the game.

Legend:

No. Number * Server



Match Results

Resultados da partida

CSONKA Andras (HUN) 3-0 McKIBBIN Aaron (GBR)

Game Summary		Match	Game 1	Game 2	Game 3	Game 4	Game 5
CSONKA Andras	HUN	3	11	11	11		
McKIBBIN Aaron	GBR	0	9	8	4		
Duration:		21min	5min	5min	5min		

Match No.: 28 Table: 4

Umpires: KIM Kyunghye (KOR) HOPKINS Alan Leslie (AUS)

Player Statistics	CSONKA Andras (HUN)					Match	McKIBBIN Aaron (GBR)					Match
	Game						Game					
	1	2	3	4	5		1	2	3	4	5	
Points won	11	11	11			33	9	8	4			21
Biggest lead	3	3	7			7	-	3	1			3
Points won on own serve	7	7	5			19	6	5	2			13
Points lost on own serve	3	3	2			8	4	4	6			14
Most consecutive points won	3	4	4			4	2	3	1			3
Greatest deficit overcome	-	3	1			3	-	-	-			-
Handedness/Grip	Left/						Right/					

Game/Match Statistics	Game					Match
	1	2	3	4	5	
Longest rally (strokes)	11	8	12			12
Average rally	4	4	5			5

Game Progress

1	CSONKA Andras (HUN)	0	*1	3	*4	5	*6	7	*8	9	*9	11
	McKIBBIN Aaron (GBR)	*0	1	*1	2	*3	4	*5	6	*7	9	9
2	CSONKA Andras (HUN)	*0	1	*1	2	*3	4	*5	7	*8	10	11
	McKIBBIN Aaron (GBR)	0	*1	3	*4	5	*6	7	*7	8	*8	8
3	CSONKA Andras (HUN)	0	*1	3	*4	5	*7	8	*10	11		
	McKIBBIN Aaron (GBR)	*0	1	*1	2	*3	3	*4	4	4		

Note:

The "Greatest deficit overcome" only applies when the player ends up winning the game.

Legend:

No. Number * Server



Match Results

Resultados da partida

GRUDZIEN Piotr (POL) 3-2 KARLSSON Linus (SWE)

Game Summary		Match	Game 1	Game 2	Game 3	Game 4	Game 5
GRUDZIEN Piotr	POL	3	12	8	8	11	11
KARLSSON Linus	SWE	2	10	11	11	5	5
Duration:		34min	7min	6min	6min	5min	6min

Match No.: 29 Table: 6

Umpires: DUBEY Atul (IND) WONG Jeffrey (CAN)

Player Statistics	GRUDZIEN Piotr (POL)						KARLSSON Linus (SWE)					
	Game					Match	Game					Match
	1	2	3	4	5		1	2	3	4	5	
Points won	12	8	8	11	11	50	10	11	11	5	5	42
Biggest lead	2	5	2	6	6	6	4	3	3	-	1	4
Points won on own serve	7	4	6	8	5	30	6	6	7	5	2	26
Points lost on own serve	4	5	4	0	2	15	5	4	2	3	6	20
Most consecutive points won	6	3	3	3	5	6	6	8	4	2	1	8
Greatest deficit overcome	4	-	-	-	1	4	-	5	2	-	-	5
Handedness/Grip	Right/						Right/					

Game/Match Statistics	Game					Match
	1	2	3	4	5	
Longest rally (strokes)	8	12	12	9	9	12
Average rally	4	5	5	6	5	5

Game Progress

1	GRUDZIEN Piotr (POL)	*0	1	*2	3	*4	6	*6	6	*6	8	*10	11	12
	KARLSSON Linus (SWE)	0	*1	2	*3	4	*4	6	*8	10	*10	10	*10	10
2	GRUDZIEN Piotr (POL)	0	*2	3	*4	6	*7	8	*8	8	*8	8		
	KARLSSON Linus (SWE)	*0	0	*1	2	*2	3	*4	6	*8	10	11		
3	GRUDZIEN Piotr (POL)	*0	2	*2	3	*3	4	*5	7	*8	8	8		
	KARLSSON Linus (SWE)	0	*0	2	*3	5	*6	7	*7	8	*10	11		
4	GRUDZIEN Piotr (POL)	0	*1	3	*4	6	*7	9	*9	11				
	KARLSSON Linus (SWE)	*0	1	*1	2	*2	3	*3	5	5				
5	GRUDZIEN Piotr (POL)	0	1	*3	5	*6	7	*8	9	11				
	KARLSSON Linus (SWE)	0	*1	1	*1	2	*3	4	*5	5				

Note:

The "Greatest deficit overcome" only applies when the player ends up winning the game.

Legend:

No. Number * Server



Match Results

Resultados da partida

ZHAO Shuai (CHN) 3-0 ANDERSSON Emil (SWE)

Game Summary		Match	Game 1	Game 2	Game 3	Game 4	Game 5
ZHAO Shuai	CHN	3	14	11	12		
ANDERSSON Emil	SWE	0	12	7	10		
Duration:		20min	6min	5min	6min		

Match No.: 30 Table: 8

Umpires: TSE Mei Lan (HKG) RIVERO Ernesto (VEN)

Player Statistics	ZHAO Shuai (CHN)					Match	ANDERSSON Emil (SWE)					Match
	Game						Game					
	1	2	3	4	5		1	2	3	4	5	
Points won	14	11	12			37	12	7	10			29
Biggest lead	2	4	2			4	3	3	3			3
Points won on own serve	8	7	7			22	7	4	5			16
Points lost on own serve	5	3	4			12	6	4	5			15
Most consecutive points won	4	6	5			6	3	3	4			4
Greatest deficit overcome	3	3	3			3	-	-	-			-
Handedness/Grip	Right/						Right/					

Game/Match Statistics	Game					Match
	1	2	3	4	5	
Longest rally (strokes)	6	9	7			9
Average rally	3	4	4			4

Game Progress

1	ZHAO Shuai (CHN)	0	*2	2	*3	4	*4	6	*6	7	*9	10	*10	11	*11	12	*13	14
	ANDERSSON Emil (SWE)	*0	0	*2	3	*4	6	*6	8	*9	9	*10	11	*11	12	*12	12	12
2	ZHAO Shuai (CHN)	*0	1	*1	2	*4	6	*7	8	*9	11							
	ANDERSSON Emil (SWE)	0	*1	3	*4	4	*4	5	*6	7	7							
3	ZHAO Shuai (CHN)	0	*1	3	*3	3	*4	5	*6	7	*8	10	*11	12				
	ANDERSSON Emil (SWE)	0	1	*1	3	*5	6	*7	8	*9	10	*10	10	10				

Note:

The "Greatest deficit overcome" only applies when the player ends up winning the game.

Legend:

No. Number * Server



Match Results

Resultados da partida

CSONKA Andras (HUN) 3-0 YE Chaoqun (CHN)

Game Summary		Match	Game 1	Game 2	Game 3	Game 4	Game 5
CSONKA Andras	HUN	3	22	11	12		
YE Chaoqun	CHN	0	20	9	10		
Duration:		28min	12min	6min	7min		

Match No.: 31 Table: 6

Umpires: VARENGOT Yannick (FRA) MIRANDA Barjonas (BRA)

Player Statistics	CSONKA Andras (HUN)					Match	YE Chaoqun (CHN)					Match
	Game						Game					
	1	2	3	4	5		1	2	3	4	5	
Points won	22	11	12			45	20	9	10			39
Biggest lead	3	2	4			4	1	1	2			2
Points won on own serve	10	5	6			21	9	4	5			18
Points lost on own serve	11	5	5			21	12	6	5			23
Most consecutive points won	3	3	4			4	3	2	6			6
Greatest deficit overcome	1	1	2			2	-	-	-			-
Handedness/Grip	Left/						Right/					

Game/Match Statistics	Game					Match
	1	2	3	4	5	
Longest rally (strokes)	12	14	20			20
Average rally	4	5	5			5

Game Progress

1	CSONKA Andras (HUN)	0	*2	3	*4	4	*5	7	*8	9	*10	10	*10	11	*11	12	*13	13
	YE Chaoqun (CHN)	*0	0	*1	2	*4	5	*5	6	*7	8	*10	11	*11	12	*12	12	*13
		*14	14	*14	15	*16	16	*16	17	*18	18	*19	19	*19	20	*21	22	
		13	*14	15	*15	15	*16	17	*17	17	*18	18	*19	20	*20	20	20	
2	CSONKA Andras (HUN)	*0	1	*2	3	*4	5	*7	8	*8	9	11						
	YE Chaoqun (CHN)	0	*1	2	*3	4	*5	5	*6	8	*9	9						
3	CSONKA Andras (HUN)	0	*2	4	*4	4	*4	5	*7	8	*9	10	*11	12				
	YE Chaoqun (CHN)	0	0	*0	2	*4	6	*7	7	*8	9	*10	10	10				

Note:

The "Greatest deficit overcome" only applies when the player ends up winning the game.

Legend:

No. Number * Server



Match Results

Resultados da partida

ZHAO Shuai (CHN) 3-2 GRUDZIEN Piotr (POL)

Game Summary		Match	Game 1	Game 2	Game 3	Game 4	Game 5
ZHAO Shuai	CHN	3	11	9	11	8	11
GRUDZIEN Piotr	POL	2	7	11	7	11	6
Duration:		36min	6min	6min	6min	6min	6min

Match No.: 32 Table: 4

Umpires: de PINTO Pietro (ITA) dos SANTOS Danilo (BRA)

Player Statistics	ZHAO Shuai (CHN)						GRUDZIEN Piotr (POL)					
	Game					Match	Game					Match
	1	2	3	4	5		1	2	3	4	5	
Points won	11	9	11	8	11	50	7	11	7	11	6	42
Biggest lead	4	3	4	3	5	5	3	2	1	3	1	3
Points won on own serve	5	5	4	6	5	25	4	6	3	7	2	22
Points lost on own serve	3	5	4	4	3	19	6	4	7	2	6	25
Most consecutive points won	6	3	4	2	4	6	3	4	2	4	2	4
Greatest deficit overcome	3	-	1	-	1	3	-	3	-	3	-	3
Handedness/Grip	Right/						Right/					

Game/Match Statistics	Game					Match
	1	2	3	4	5	
Longest rally (strokes)	8	7	11	10	17	17
Average rally	5	4	6	5	6	5

Game Progress

1	ZHAO Shuai (CHN)	0	*1	2	*2	3	*4	5	*7	9	11
	GRUDZIEN Piotr (POL)	*0	1	*2	4	*5	6	*7	7	*7	7
2	ZHAO Shuai (CHN)	*0	1	*2	3	*4	6	*7	8	*9	9
	GRUDZIEN Piotr (POL)	0	*1	2	*3	4	*4	5	*6	7	*9
3	ZHAO Shuai (CHN)	0	*1	2	*3	4	*5	6	*8	9	11
	GRUDZIEN Piotr (POL)	*0	1	*2	3	*4	5	*6	6	*7	7
4	ZHAO Shuai (CHN)	*0	2	*2	4	*5	6	*7	7	*7	8
	GRUDZIEN Piotr (POL)	0	*0	2	*2	3	*4	5	*7	9	*10
5	ZHAO Shuai (CHN)	0	*1	2	*4	6	*7	8	*9	10	11
	GRUDZIEN Piotr (POL)	0	1	*2	2	*2	3	*4	5	*6	6

Note:

The "Greatest deficit overcome" only applies when the player ends up winning the game.

Legend:

No. Number * Server



Match Results

Resultados da partida

GRUDZIEN Piotr (POL) 3-2 YE Chaoqun (CHN)

Game Summary		Match	Game 1	Game 2	Game 3	Game 4	Game 5
GRUDZIEN Piotr	POL	3	11	5	11	3	11
YE Chaoqun	CHN	2	6	11	9	11	3
Duration:		29min	5min	4min	6min	4min	5min

Match No.: 33 Table: 4

Umpires: HIGASHIJIMA Masae (JPN) BOTH Flavio (BRA)

Player Statistics	GRUDZIEN Piotr (POL)						YE Chaoqun (CHN)					
	Game					Match	Game					Match
	1	2	3	4	5		1	2	3	4	5	
Points won	11	5	11	3	11	41	6	11	9	11	3	40
Biggest lead	6	-	2	-	8	8	-	6	2	8	-	8
Points won on own serve	7	4	6	1	6	24	4	7	5	6	2	24
Points lost on own serve	2	4	4	5	1	16	4	1	5	2	4	16
Most consecutive points won	4	2	4	1	4	4	2	3	3	4	1	4
Greatest deficit overcome	-	-	2	-	-	2	-	-	-	-	-	-
Handedness/Grip	Right/						Right/					

Game/Match Statistics	Game					Match
	1	2	3	4	5	
Longest rally (strokes)	8	7	11	9	11	11
Average rally	4	3	4	4	5	4

Game Progress

1	GRUDZIEN Piotr (POL)	*0	2	*3	5	*7	8	*8	9	*10	11	
	YE Chaoqun (CHN)	0	*0	1	*1	1	*2	4	*5	6	6	
2	GRUDZIEN Piotr (POL)	0	*0	1	*1	2	*2	4	*5	5		
	YE Chaoqun (CHN)	*0	2	*3	5	*6	8	*8	9	11		
3	GRUDZIEN Piotr (POL)	*0	1	*1	3	*5	5	*6	7	*7	9	11
	YE Chaoqun (CHN)	0	*1	3	*3	3	*5	6	*7	9	*9	9
4	GRUDZIEN Piotr (POL)	0	*0	0	*1	2	*3	3	3			
	YE Chaoqun (CHN)	*0	2	*4	5	*6	7	*9	11			
5	GRUDZIEN Piotr (POL)	0	1	*3	5	*6	8	*9	11			
	YE Chaoqun (CHN)	0	*1	1	*1	2	*2	3	3			

Note:

The "Greatest deficit overcome" only applies when the player ends up winning the game.

Legend:

No. Number * Server



Match Results

Resultados da partida

ZHAO Shuai (CHN) 3-0 CSONKA Andras (HUN)

Game Summary		Match	Game 1	Game 2	Game 3	Game 4	Game 5
ZHAO Shuai	CHN	3	11	11	11		
CSONKA Andras	HUN	0	5	6	9		
Duration:		18min	4min	5min	7min		

Match No.: 34 Table: 2

Umpires: ARINYE Cecilia Dora (NGR) MONTES Marlos (BRA)

Player Statistics	ZHAO Shuai (CHN)					Match	CSONKA Andras (HUN)					Match
	Game						Game					
	1	2	3	4	5		1	2	3	4	5	
Points won	11	11	11			33	5	6	9			20
Biggest lead	6	5	5			6	-	1	1			1
Points won on own serve	5	7	6			18	2	4	5			11
Points lost on own serve	3	2	4			9	6	4	4			14
Most consecutive points won	5	4	5			5	2	2	4			4
Greatest deficit overcome	-	1	1			1	-	-	-			-
Handedness/Grip	Right/						Left/					

Game/Match Statistics	Game					Match
	1	2	3	4	5	
Longest rally (strokes)	11	7	13			13
Average rally	4	4	5			4

Game Progress

1	ZHAO Shuai (CHN)	0	*1	3	*5	6	*7	8	*10	11		
	CSONKA Andras (HUN)	*0	1	*1	1	*2	3	*4	4	5		
2	ZHAO Shuai (CHN)	*0	1	*2	3	*4	6	*7	9	*10	11	
	CSONKA Andras (HUN)	0	*1	2	*3	4	*4	5	*5	6	6	
3	ZHAO Shuai (CHN)	0	*1	2	*3	4	*5	7	*9	10	*10	11
	CSONKA Andras (HUN)	0	1	*2	3	*4	5	*5	5	*6	8	9

Note:

The "Greatest deficit overcome" only applies when the player ends up winning the game.

Legend:

No. Number * Server



Player Statistics

Estatísticas dos atletas

As of TUE 13 SEP 2016

Players	NPC	Matches				Games				Match Duration			
		Played	Won	Lost	%Won	Played	Won	Lost	%Won	All	Average		
ANDERSSON Emil	SWE	4	2	2	50%	17	8	9	47%	2h5min	31min		
Right		Points Won				Points Lost							
Cl8		Total	Own Serve:		85	Most Consecutive:		5	Total	Own Serve:	76	Most Consecutive:	6
		162	Opp. Serve:		77	GDO:		3	164	Opp. Serve:	88	GLL:	4
BOUVAIS Thomas	FRA	Matches				Games				Match Duration			
Right		Played	Won	Lost	%Won	Played	Won	Lost	%Won	All	Average		
Cl8		3	1	2	33%	12	5	7	42%	1h24min	28min		
		Points Won				Points Lost							
		Total	Own Serve:		61	Most Consecutive:		6	Total	Own Serve:	48	Most Consecutive:	9
		107	Opp. Serve:		46	GDO:		1	110	Opp. Serve:	62	GLL:	3
CSEJTEY Richard	SVK	Matches				Games				Match Duration			
Left		Played	Won	Lost	%Won	Played	Won	Lost	%Won	All	Average		
Cl8		3	1	2	33%	13	5	8	38%	1h28min	29min		
		Points Won				Points Lost							
		Total	Own Serve:		72	Most Consecutive:		6	Total	Own Serve:	62	Most Consecutive:	6
		125	Opp. Serve:		53	GDO:		5	141	Opp. Serve:	79	GLL:	4
CSONKA Andras	HUN	Matches				Games				Match Duration			
Left		Played	Won	Lost	%Won	Played	Won	Lost	%Won	All	Average		
Cl8		6	4	2	67%	22	14	8	64%	2h35min	26min		
		Points Won				Points Lost							
		Total	Own Serve:		119	Most Consecutive:		9	Total	Own Serve:	90	Most Consecutive:	6
		228	Opp. Serve:		109	GDO:		3	191	Opp. Serve:	101	GLL:	3
DIDUKH Viktor	UKR	Matches				Games				Match Duration			
Right		Played	Won	Lost	%Won	Played	Won	Lost	%Won	All	Average		
Cl8		3	2	1	67%	10	6	4	60%	1h6min	22min		
		Points Won				Points Lost							
		Total	Own Serve:		55	Most Consecutive:		6	Total	Own Serve:	28	Most Consecutive:	5
		98	Opp. Serve:		43	GDO:		1	71	Opp. Serve:	43	GLL:	3
GRUDZIEN Piotr	POL	Matches				Games				Match Duration			
Right		Played	Won	Lost	%Won	Played	Won	Lost	%Won	All	Average		
Cl8		5	4	1	80%	23	14	9	61%	2h32min	30min		
		Points Won				Points Lost							
		Total	Own Serve:		116	Most Consecutive:		6	Total	Own Serve:	86	Most Consecutive:	8
		211	Opp. Serve:		95	GDO:		5	190	Opp. Serve:	104	GLL:	5
GUARNIERI MANARA L	BRA	Matches				Games				Match Duration			
Left		Played	Won	Lost	%Won	Played	Won	Lost	%Won	All	Average		
Cl8		2	0	2	0%	8	2	6	25%	47min	24min		
		Points Won				Points Lost							
		Total	Own Serve:		35	Most Consecutive:		5	Total	Own Serve:	33	Most Consecutive:	9
		55	Opp. Serve:		20	GDO:		1	83	Opp. Serve:	50	GLL:	2



Player Statistics

Estatísticas dos atletas

As of TUE 13 SEP 2016

Players	NPC	Matches				Games				Match Duration	
		Played	Won	Lost	%Won	Played	Won	Lost	%Won	All	Average
KARLSSON Linus Right C18	SWE	4	3	1	75%	19	11	8	58%	2h8min	32min
		Points Won				Points Lost					
		Total	Own Serve: 98		Most Consecutive: 8		Total	Own Serve: 76		Most Consecutive: 6	
		173	Opp. Serve: 75		GDO: 5		173	Opp. Serve: 97		GLL: 4	
LEDOUX Marc Left C18	BEL	2	1	1	50%	8	4	4	50%	50min	25min
		Points Won				Points Lost					
		Total	Own Serve: 38		Most Consecutive: 9		Total	Own Serve: 32		Most Consecutive: 6	
		65	Opp. Serve: 27		GDO: 5		73	Opp. Serve: 41		GLL: 1	
LOICQ Mathieu Right C18	BEL	2	0	2	0%	9	3	6	33%	1h4min	32min
		Points Won				Points Lost					
		Total	Own Serve: 56		Most Consecutive: 6		Total	Own Serve: 43		Most Consecutive: 6	
		96	Opp. Serve: 40		GDO: 2		103	Opp. Serve: 60		GLL: 5	
McKIBBIN Aaron Right C18	GBR	3	1	2	33%	11	4	7	36%	1h15min	25min
		Points Won				Points Lost					
		Total	Own Serve: 49		Most Consecutive: 6		Total	Own Serve: 47		Most Consecutive: 6	
		93	Opp. Serve: 44		GDO: 3		100	Opp. Serve: 53		GLL: 5	
MIZRACHI Barak Left C18	AUS	2	0	2	0%	6	0	6	0%	35min	18min
		Points Won				Points Lost					
		Total	Own Serve: 14		Most Consecutive: 3		Total	Own Serve: 34		Most Consecutive: 10	
		29	Opp. Serve: 15		GDO: 0		67	Opp. Serve: 33		GLL: 1	
SKRZYNECKI Marcin Right C18	POL	3	2	1	67%	14	8	6	57%	1h48min	36min
		Points Won				Points Lost					
		Total	Own Serve: 75		Most Consecutive: 4		Total	Own Serve: 55		Most Consecutive: 5	
		135	Opp. Serve: 60		GDO: 3		129	Opp. Serve: 74		GLL: 3	
SUN Churen Left C18	CHN	2	0	2	0%	8	2	6	25%	59min	30min
		Points Won				Points Lost					
		Total	Own Serve: 31		Most Consecutive: 9		Total	Own Serve: 31		Most Consecutive: 6	
		52	Opp. Serve: 21		GDO: 0		75	Opp. Serve: 44		GLL: 3	



Player Statistics
Estatísticas dos atletas

As of TUE 13 SEP 2016

Players	NPC	Matches				Games				Match Duration					
		Played	Won	Lost	%Won	Played	Won	Lost	%Won	All	Average				
WILSON Ross Right C18	GBR	2	0	2	0%	9	3	6	33%	1h16min	38min				
		Points Won				Points Lost									
		Total	Own Serve:		45	Most Consecutive:		4	Total	Own Serve:		42	Most Consecutive:		4
		79	Opp. Serve:		34	GDO:		2	91	Opp. Serve:		49	GLL:		3
YE Chaoqun Right C18	CHN	Matches				Games				Match Duration					
		Played	Won	Lost	%Won	Played	Won	Lost	%Won	All	Average				
		6	3	3	50%	24	13	11	54%	2h37min	26min				
		Points Won				Points Lost									
Total	Own Serve:		125	Most Consecutive:		10	Total	Own Serve:		94	Most Consecutive:		6		
234	Opp. Serve:		109	GDO:		3	205	Opp. Serve:		111	GLL:		5		
ZBORAI Gyula Right C18	HUN	Matches				Games				Match Duration					
		Played	Won	Lost	%Won	Played	Won	Lost	%Won	All	Average				
		3	1	2	33%	11	4	7	36%	1h14min	25min				
		Points Won				Points Lost									
Total	Own Serve:		44	Most Consecutive:		6	Total	Own Serve:		48	Most Consecutive:		9		
80	Opp. Serve:		36	GDO:		4	100	Opp. Serve:		52	GLL:		3		
ZHAO Shuai Right C18	CHN	Matches				Games				Match Duration					
		Played	Won	Lost	%Won	Played	Won	Lost	%Won	All	Average				
		5	5	0	100%	18	15	3	83%	1h55min	23min				
		Points Won				Points Lost									
Total	Own Serve:		106	Most Consecutive:		6	Total	Own Serve:		70	Most Consecutive:		6		
197	Opp. Serve:		91	GDO:		5	153	Opp. Serve:		83	GLL:		3		

Note:
The "Greatest deficit overcome" only applies when the player ends up winning the game and "Greatest lead lost" only when losing.

Legend:
GDO Greatest deficit overcome GLL Greatest lead lost Opp. Opponent's



Tournament Statistics

Estatísticas do torneio

As of TUE 13 SEP 2016

Statistics	Preliminaries	Round 1	Quarterfinals	Semifinals	Finals	Total
Matches						
Total	18	4	4	2	2	30
Game Margin: 3:0	5 28%		3 75%	1 50%	1 50%	10 33%
3:1	7 39%	2 50%				9 30%
3:2	6 33%	2 50%	1 25%	1 50%	1 50%	11 37%
Invalid Results Mark						
Duration: Total	8h18min	2h4min	1h36min	1h4min	47min	13h49min
Longest	40min	35min	34min	36min	29min	40min
Shortest	14min	28min	20min	28min	18min	14min
Average	28min	31min	24min	32min	24min	28min
Games						
Total	73	18	14	8	8	121
Point Margin: 11						
10	1 1%					1 1%
9	4 5%					4 3%
8	4 5%	1 6%			2 25%	7 6%
7	7 10%	1 6%	1 7%			9 7%
6	7 10%	1 6%	2 14%		2 25%	12 10%
5	9 12%	4 22%		1 13%	2 25%	16 13%
4	9 12%	2 11%	2 14%	2 25%		15 12%
3	11 15%	3 17%	3 21%	1 13%		18 15%
2	21 29%	6 33%	6 43%	4 50%	2 25%	39 32%
Invalid Results Mark						
Duration: Total	6h10min	1h38min	1h19min	55min	40min	10h42min
Longest	10min	7min	7min	12min	7min	12min
Shortest	2min	4min	5min	6min	4min	2min
Average	5min	5min	6min	7min	5min	5min
Points						
Total	1325	332	270	176	134	2237
Per game	18.15	18.44	19.29	22.00	16.75	18.49
Most consecutive won	10	6	8	6	5	10
Greatest deficit overcome	5	5	5	3	2	5
Longest rally	27	22	14	20	13	27
Average rally	4	5	4	5	4	4

Note:

The "Greatest deficit overcome" only applies when the player ends up winning the game.



Entry List by Event

As of MON 5 SEP 2016

NPC	Name	Date of Birth	How Qualified	World Ranking
AUT - Austria	FRACZYK Stanislaw	2 DEC 1952	QR	7
BEL - Belgium	DEVOS Laurens	15 AUG 2000	CQ	2
BRA - Brazil	MOREIRA Diego	16 OCT 1986	QI	30
CHN - People's Republic of China	MA Lin	25 DEC 1989	CQ	1
	ZHAO Yiqing	25 JAN 1993		5
ESP - Spain	PEREZ GONZALEZ Juan Bautista	31 JAN 1969	QR	3
FIN - Finland	MIETTINEN Esa	16 DEC 1963	QI	15
FRA - France	CABESTANY Cedrik	18 FEB 1979	QR	6
GBR - Great Britain	FACEY Ashley	31 JAN 1995	QR	18
HUN - Hungary	BERECKI Dezso	19 FEB 1982	QR	13
ITA - Italy	KALEM Amine	27 JAN 1982	QR	9
JPN - Japan	IWABUCHI Koyo	14 DEC 1994		12
NED - Netherlands	LAST Gerben	19 OCT 1985	QR	8
UKR - Ukraine	SHCHEPANSKYI Yuriy	13 NOV 1983	QR	11
USA - United States of America	LEIBOVITZ Tahl	1 JUN 1975	QR	10

Note:

All changes are available in INFO.
(nnn) in 'How Qualified' represents the player's singles world ranking as of September 2016.

Legend:

CQ Continental Qualification **QI** Qualified by Invitation **QR** World Ranking



Draw
Sorteio

GROUP A

Rk	Name	NPC	CHN	USA	HUN	Match Points
1	MA Lin	CHN		3:0 (11:6, 11:3, 11:7)	3:0 (11:6, 11:9, 11:7)	4
2	LEIBOVITZ Tahl	USA	0:3 (6:11, 3:11, 7:11)		3:0 (11:9, 11:8, 11:7)	3
3	BERECKI Dezso	HUN	0:3 (6:11, 9:11, 7:11)	0:3 (9:11, 8:11, 7:11)		2

GROUP B

Rk	Name	NPC	BEL	UKR	JPN	Match Points
1	DEVOS Laurens	BEL		3:0 (11:6, 11:7, 11:7)	3:0 (11:8, 11:3, 11:6)	4
2	SHCHEPANSKY Yurii	UKR	0:3 (6:11, 7:11, 7:11)		3:0 (11:3, 11:6, 11:6)	3
3	IWABUCHI Koyo	JPN	0:3 (8:11, 3:11, 6:11)	0:3 (3:11, 6:11, 6:11)		2

GROUP C

Rk	Name	NPC	AUT	ESP	GBR	Match Points
1	FRACZYK Stanislaw	AUT		3:2 (9:11, 12:10, 11:7, 4:11, 11:9)	3:0 (11:8, 12:10, 11:6)	4
2	PEREZ GONZALEZ Juan Bautista	ESP	2:3 (11:9, 10:12, 7:11, 11:4, 9:11)		3:0 (11:4, 12:10, 11:5)	3
3	THOMPSON Ashley Facey	GBR	0:3 (8:11, 10:12, 6:11)	0:3 (4:11, 10:12, 5:11)		2

GROUP D

Rk	Name	NPC	CHN	ITA	BRA	Match Points
1	ZHAO Yiqing	CHN		2:3 (11:8, 11:8, 3:11, 7:11, 8:11)	3:1 (11:4, 11:3, 8:11, 11:9)	3
2	KALEM Mohamed Amine	ITA	3:2 (8:11, 8:11, 11:3, 11:7, 11:8)		2:3 (5:11, 13:11, 11:5, 10:12, 9:11)	3
3	MOREIRA Diego	BRA	1:3 (4:11, 3:11, 11:8, 9:11)	3:2 (11:5, 11:13, 5:11, 12:10, 11:9)		3

GROUP E

Rk	Name	NPC	NED	FRA	FIN	Match Points
1	LAST Gerben	NED		3:0 (11:7, 11:6, 11:7)	3:2 (11:8, 9:11, 11:9, 9:11, 11:8)	4
2	CABESTANY Cedrik	FRA	0:3 (7:11, 6:11, 7:11)		3:0 (11:3, 11:5, 11:5)	3
3	MIETTINEN Esa	FIN	2:3 (8:11, 11:9, 9:11, 11:9, 8:11)	0:3 (3:11, 5:11, 5:11)		2



Draw
Sorteio

Qualification rule:

First and Second from each group will qualify for the Round 1.

Legend:

Rk Rank



Draw Sorteio

QUALIFIED FROM GROUPS				
Group	Rk	Name	NPC	Match Points
A	1	MA Lin	CHN	4
B	1	DEVOS Laurens	BEL	4
C	1	FRACZYK Stanislaw	AUT	4
D	1	ZHAO Yiqing	CHN	3
E	1	LAST Gerben	NED	4
A	2	LEIBOVITZ Tahl	USA	3
B	2	SHCHEPANSKY Yuryi	UKR	3
C	2	PEREZ GONZALEZ Juan Bautista	ESP	3
D	2	KALEM Mohamed Amine	ITA	3
E	2	CABESTANY Cedrik	FRA	3

Round 1	NPC Code	Quarterfinals	Semifinals	Finals	
MA Lin	CHN				
BYE		MA Lin			
KALEM Mohamed Amine	ITA		KALEM Mohamed Amine 3-2 (6:11, 11:7, 9:11, 11:5, 11:5)		
SHCHEPANSKY Yuryi	UKR	KALEM Mohamed Amine 3-0 (11:6, 11:7, 11:3)			
LAST Gerben	NED			LAST Gerben 3-1 (11:9, 5:11, 11:8, 11:9)	
BYE		LAST Gerben			
BYE			LAST Gerben 3-1 (11:7, 12:10, 11:13, 11:5)		
FRACZYK Stanislaw	AUT	FRACZYK Stanislaw			GOLD
ZHAO Yiqing	CHN			DEVOS Laurens BEL 3-0 (11:8, 11:7, 11:4)	
BYE		ZHAO Yiqing			
BYE			PEREZ GONZALEZ JB 3-2 (12:10, 9:11, 11:6, 9:11, 11:8)		
PEREZ GONZALEZ Juan Bautista	ESP	PEREZ GONZALEZ JB			
LEIBOVITZ Tahl	USA			DEVOS Laurens 3-0 (11:5, 11:8, 11:4)	SILVER
CABESTANY Cedrik	FRA	LEIBOVITZ Tahl 3-2 (6:11, 13:11, 5:11, 11:8, 11:9)			
BYE			DEVOS Laurens 3-0 (11:9, 11:4, 11:9)	LAST Gerben NED	
DEVOS Laurens	BEL	DEVOS Laurens			
				KALEM Mohamed Amine PEREZ GONZALEZ JB 3-0 (11:7, 11:8, 11:6)	BRONZE



Match Results

Resultados da partida

MA Lin (CHN) 3-0 BERECKI Dezso (HUN)

Game Summary		Match	Game 1	Game 2	Game 3	Game 4	Game 5
MA Lin	CHN	3	11	11	11		
BERECKI Dezso	HUN	0	6	9	7		
Duration:		20min	5min	6min	6min		

Match No.: 1 Table: 6

Umpires: BAUR Helton Luis (BRA) HIGASHIJIMA Masae (JPN)

Player Statistics	MA Lin (CHN)					Match	BERECKI Dezso (HUN)					Match
	Game						Game					
	1	2	3	4	5		1	2	3	4	5	
Points won	11	11	11			33	6	9	7			22
Biggest lead	5	2	4			5	3	2	-			3
Points won on own serve	6	5	7			18	3	4	4			11
Points lost on own serve	3	5	3			11	5	6	4			15
Most consecutive points won	6	4	4			6	3	3	4			4
Greatest deficit overcome	3	2	-			3	-	-	-			-
Handedness/Grip	Left/						Right/					

Game/Match Statistics	Game					Match
	1	2	3	4	5	
Longest rally (strokes)	11	14	14			14
Average rally	5	6	4			5

Game Progress

1	MA Lin (CHN)	*0	0	*1	3	*5	6	*7	9	*10	11	
	BERECKI Dezso (HUN)	0	*2	3	*3	3	*4	5	*5	6	6	
2	MA Lin (CHN)	0	*0	2	*4	4	*5	6	*8	8	*9	11
	BERECKI Dezso (HUN)	*0	2	*2	2	*4	5	*6	6	*8	9	9
3	MA Lin (CHN)	*0	2	*4	4	*4	5	*6	8	*9	11	
	BERECKI Dezso (HUN)	0	*0	0	*2	4	*5	6	*6	7	7	

Note:

The "Greatest deficit overcome" only applies when the player ends up winning the game.

Legend:

No. Number * Server



Match Results

Resultados da partida

DEVOS Laurens (BEL) 3-0 IWABUCHI Koyo (JPN)

Game Summary		Match	Game 1	Game 2	Game 3	Game 4	Game 5
DEVOS Laurens	BEL	3	11	11	11		
IWABUCHI Koyo	JPN	0	8	3	6		
Duration:		17min	6min	4min	5min		

Match No.: 2 Table: 8

Umpires: GALVAO Luzia (BRA) DUBEY Atul (IND)

Player Statistics	DEVOS Laurens (BEL)					Match	IWABUCHI Koyo (JPN)					Match
	Game						Game					
	1	2	3	4	5		1	2	3	4	5	
Points won	11	11	11			33	8	3	6			17
Biggest lead	6	8	5			8	-	1	1			1
Points won on own serve	5	6	5			16	4	1	3			8
Points lost on own serve	4	2	3			9	6	5	6			17
Most consecutive points won	6	8	6			8	4	1	2			4
Greatest deficit overcome	-	1	1			1	-	-	-			-
Handedness/Grip	Right/						Right/					

Game/Match Statistics	Game					Match
	1	2	3	4	5	
Longest rally (strokes)	5	6	10			10
Average rally	4	4	4			4

Game Progress

1	DEVOS Laurens (BEL)	0	*2	4	*6	6	*7	8	*8	9	*10	11
	IWABUCHI Koyo (JPN)	*0	0	*0	0	*2	3	*4	6	*7	8	8
2	DEVOS Laurens (BEL)	*0	1	*2	4	*6	8	*10	11			
	IWABUCHI Koyo (JPN)	0	*1	2	*2	2	*2	2	3			
3	DEVOS Laurens (BEL)	0	*1	3	*5	6	*7	8	*9	10	11	
	IWABUCHI Koyo (JPN)	*0	1	*1	1	*2	3	*4	5	*6	6	

Note:

The "Greatest deficit overcome" only applies when the player ends up winning the game.

Legend:

No. Number * Server



Match Results

Resultados da partida

PEREZ GONZALEZ Juan Bautista (ESP) 3-0 THOMPSON Ashley Facey (GBR)

Game Summary		Match	Game 1	Game 2	Game 3	Game 4	Game 5
PEREZ GONZALEZ Juan Bautista	ESP	3	11	12	11		
THOMPSON Ashley Facey	GBR	0	4	10	5		
Duration:		17min	5min	6min	4min		

Match No.: 3 Table: 2

Umpires: MONTES Marlos (BRA) VARENGOT Yannick (FRA)

Player Statistics	PEREZ GONZALEZ Juan Bautista (ESP)					Match	THOMPSON Ashley Facey (GBR)					Match
	Game						Game					
	1	2	3	4	5		1	2	3	4	5	
Points won	11	12	11			34	4	10	5			19
Biggest lead	7	2	6			7	1	5	1			5
Points won on own serve	5	6	5			16	2	5	2			9
Points lost on own serve	2	5	3			10	6	6	5			17
Most consecutive points won	4	5	4			5	1	3	2			3
Greatest deficit overcome	1	5	1			5	-	-	-			-
Handedness/Grip	Left/						Left/					

Game/Match Statistics	Game					Match
	1	2	3	4	5	
Longest rally (strokes)	9	10	13			13
Average rally	5	5	4			5

Game Progress

1	PEREZ GONZALEZ Juan Bautista (ESP)	0	*1	3	*4	5	*7	8	*10	11				
	THOMPSON Ashley Facey (GBR)	*0	1	*1	2	*3	3	*4	4	4				
2	PEREZ GONZALEZ Juan Bautista (ESP)	*0	0	*1	2	*2	3	*5	7	*8	9	*10	11	12
	THOMPSON Ashley Facey (GBR)	0	*2	3	*4	6	*7	7	*7	8	*9	10	*10	10
3	PEREZ GONZALEZ Juan Bautista (ESP)	0	*1	2	*3	4	*6	7	*9	11				
	THOMPSON Ashley Facey (GBR)	0	1	*2	3	*4	4	*5	5	5				

Note:
The "Greatest deficit overcome" only applies when the player ends up winning the game.

Legend:
No. Number * Server



Match Results

Resultados da partida

ZHAO Yiqing (CHN) 3-1 MOREIRA Diego (BRA)

Game Summary		Match	Game 1	Game 2	Game 3	Game 4	Game 5
ZHAO Yiqing	CHN	3	11	11	8	11	
MOREIRA Diego	BRA	1	4	3	11	9	
Duration:		24min	4min	4min	5min	7min	

Match No.: 4 Table: 4

Umpires: HOPKINS Alan Leslie (AUS) WIEKART Ina (NED)

Player Statistics	ZHAO Yiqing (CHN)					Match	MOREIRA Diego (BRA)					Match
	Game						Game					
	1	2	3	4	5		1	2	3	4	5	
Points won	11	11	8	11		41	4	3	11	9		27
Biggest lead	7	8	2	5		8	1	1	3	1		3
Points won on own serve	5	5	5	5		20	1	2	7	4		14
Points lost on own serve	3	1	4	5		13	6	6	2	6		20
Most consecutive points won	5	5	2	4		5	2	1	3	4		4
Greatest deficit overcome	1	1	-	1		1	-	-	2	-		2
Handedness/Grip	Right/						Right/					

Game/Match Statistics	Game					Match
	1	2	3	4	5	
Longest rally (strokes)	10	4	6	9		10
Average rally	4	2	4	5		4

Game Progress

1	ZHAO Yiqing (CHN)	*0	1	*2	3	*5	6	*8	10	11		
	MOREIRA Diego (BRA)	0	*1	2	*3	3	*4	4	*4	4		
2	ZHAO Yiqing (CHN)	0	*1	3	*5	6	*7	9	11			
	MOREIRA Diego (BRA)	*0	1	*1	1	*2	3	*3	3			
3	ZHAO Yiqing (CHN)	0	1	*3	4	*4	5	*5	7	*7	8	8
	MOREIRA Diego (BRA)	0	*1	1	*2	4	*5	7	*7	9	*10	11
4	ZHAO Yiqing (CHN)	0	*2	3	*4	6	*7	7	*8	8	*9	11
	MOREIRA Diego (BRA)	*0	0	*1	2	*2	3	*5	6	*8	9	9

Note:

The "Greatest deficit overcome" only applies when the player ends up winning the game.

Legend:

No. Number * Server



Match Results

Resultados da partida

CABESTANY Cedrik (FRA) 3-0 MIETTINEN Esa (FIN)

Game Summary		Match	Game 1	Game 2	Game 3	Game 4	Game 5
CABESTANY Cedrik	FRA	3	11	11	11		
MIETTINEN Esa	FIN	0	3	5	5		
Duration:		19min	5min	4min	6min		

Match No.: 5 Table: 6

Umpires: DEMARIO Leonor (BRA) MUCHA Heike (GER)

Player Statistics	CABESTANY Cedrik (FRA)					Match	MIETTINEN Esa (FIN)					Match
	Game						Game					
	1	2	3	4	5		1	2	3	4	5	
Points won	11	11	11			33	3	5	5			13
Biggest lead	8	7	6			8	1	-	-			1
Points won on own serve	4	5	5			14	1	2	2			5
Points lost on own serve	2	3	3			8	7	6	5			18
Most consecutive points won	7	5	5			7	2	2	1			2
Greatest deficit overcome	1	-	-			1	-	-	-			-
Handedness/Grip	Right/						Right/					

Game/Match Statistics	Game					Match
	1	2	3	4	5	
Longest rally (strokes)	10	14	25			25
Average rally	6	5	6			6

Game Progress

1	CABESTANY Cedrik (FRA)	0	*1	2	*4	5	*7	9	11
	MIETTINEN Esa (FIN)	*0	1	*2	2	*3	3	*3	3
2	CABESTANY Cedrik (FRA)	*0	2	*4	5	*7	8	*9	11
	MIETTINEN Esa (FIN)	0	*0	0	*1	1	*2	3	*4
3	CABESTANY Cedrik (FRA)	0	*2	3	*4	5	*7	9	*10
	MIETTINEN Esa (FIN)	0	0	*1	2	*3	3	*3	4

Note:

The "Greatest deficit overcome" only applies when the player ends up winning the game.

Legend:

No. Number * Server



Match Results

Resultados da partida

MA Lin (CHN) 3-0 LEIBOVITZ Tahl (USA)

Game Summary		Match	Game 1	Game 2	Game 3	Game 4	Game 5
MA Lin	CHN	3	11	11	11		
LEIBOVITZ Tahl	USA	0	6	3	7		
Duration:		15min	5min	4min	5min		

Match No.: 6 Table: 2

Umpires: BOGREN Ingrid (SWE) VARENGOT Yannick (FRA)

Player Statistics	MA Lin (CHN)					Match	LEIBOVITZ Tahl (USA)					Match
	Game						Game					
	1	2	3	4	5		1	2	3	4	5	
Points won	11	11	11			33	6	3	7			16
Biggest lead	5	8	5			8	3	-	1			3
Points won on own serve	6	8	3			17	4	3	2			9
Points lost on own serve	2	0	5			7	5	3	8			16
Most consecutive points won	8	3	4			8	2	1	2			2
Greatest deficit overcome	3	-	1			3	-	-	-			-
Handedness/Grip	Left/						Right/					

Game/Match Statistics	Game					Match
	1	2	3	4	5	
Longest rally (strokes)	15	11	17			17
Average rally	5	4	5			5

Game Progress

1	MA Lin (CHN)	0	*0	1	*2	3	*4	6	*8	10	11
	LEIBOVITZ Tahl (USA)	*0	2	*3	4	*5	6	*6	6	*6	6
2	MA Lin (CHN)	*0	2	*3	5	*6	8	*9	11		
	LEIBOVITZ Tahl (USA)	0	*0	1	*1	2	*2	3	3		
3	MA Lin (CHN)	0	*1	2	*4	5	*7	8	*9	9	11
	LEIBOVITZ Tahl (USA)	*0	1	*2	2	*3	3	*4	5	*7	7

Note:

The "Greatest deficit overcome" only applies when the player ends up winning the game.

Legend:

No. Number * Server



Match Results

Resultados da partida

DEVOS Laurens (BEL) 3-0 SHCHEPANSKY Yurii (UKR)

Game Summary		Match	Game 1	Game 2	Game 3	Game 4	Game 5
DEVOS Laurens	BEL	3	11	11	11		
SHCHEPANSKY Yurii	UKR	0	6	7	7		
Duration:		16min	4min	4min	5min		

Match No.: 7 Table: 4

Umpires: SEMENOVA Elena (RUS) MUCHA Heike (GER)

Player Statistics	DEVOS Laurens (BEL)					Match	SHCHEPANSKY Yurii (UKR)					Match
	Game						Game					
	1	2	3	4	5		1	2	3	4	5	
Points won	11	11	11			33	6	7	7			20
Biggest lead	8	4	4			8	-	2	-			2
Points won on own serve	8	6	8			22	5	5	5			15
Points lost on own serve	1	2	2			5	3	5	3			11
Most consecutive points won	7	5	4			7	3	2	4			4
Greatest deficit overcome	-	2	-			2	-	-	-			-
Handedness/Grip	Right/						Left/					

Game/Match Statistics	Game					Match
	1	2	3	4	5	
Longest rally (strokes)	6	8	7			8
Average rally	3	4	4			4

Game Progress

1	DEVOS Laurens (BEL)	*0	2	*3	5	*7	9	*9	10	*10	11
	SHCHEPANSKY Yurii (UKR)	0	*0	1	*1	1	*1	3	*4	6	6
2	DEVOS Laurens (BEL)	0	*0	1	*2	4	*5	6	*7	9	11
	SHCHEPANSKY Yurii (UKR)	*0	2	*3	4	*4	5	*6	7	*7	7
3	DEVOS Laurens (BEL)	*0	2	*3	5	*5	5	*7	9	*9	11
	SHCHEPANSKY Yurii (UKR)	0	*0	1	*1	3	*5	5	*5	7	7

Note:

The "Greatest deficit overcome" only applies when the player ends up winning the game.

Legend:

No. Number * Server



Match Results

Resultados da partida

FRACZYK Stanislaw (AUT) 3-2 PEREZ GONZALEZ Juan Bautista (ESP)

Game Summary		Match	Game 1	Game 2	Game 3	Game 4	Game 5
FRACZYK Stanislaw	AUT	3	9	12	11	4	11
PEREZ GONZALEZ Juan Bautista	ESP	2	11	10	7	11	9
Duration:		31min	5min	6min	5min	3min	6min

Match No.: 8 Table: 6

Umpires: WIEKART Ina (NED) de PINTO Pietro (ITA)

Player Statistics	FRACZYK Stanislaw (AUT)						PEREZ GONZALEZ Juan Bautista (ESP)					
	Game					Match	Game					Match
	1	2	3	4	5		1	2	3	4	5	
Points won	9	12	11	4	11	47	11	10	7	11	9	48
Biggest lead	1	2	4	-	2	4	3	4	3	7	5	7
Points won on own serve	4	8	7	3	4	26	5	7	4	7	3	26
Points lost on own serve	6	3	3	4	6	22	5	4	4	1	7	21
Most consecutive points won	2	5	5	1	6	6	4	3	3	4	3	4
Greatest deficit overcome	-	4	3	-	5	5	1	-	-	-	-	1
Handedness/Grip	Right/						Left/					

Game/Match Statistics	Game					Match
	1	2	3	4	5	
Longest rally (strokes)	7	15	9	8	9	15
Average rally	4	4	4	4	4	4

Game Progress

1	FRACZYK Stanislaw (AUT)	*0	1	*2	3	*4	5	*6	6	*7	8	9		
	PEREZ GONZALEZ Juan Bautista (ESP)	0	*1	2	*3	4	*5	6	*8	9	*10	11		
2	FRACZYK Stanislaw (AUT)	0	*0	2	*2	3	*4	5	*5	7	*9	10	*11	12
	PEREZ GONZALEZ Juan Bautista (ESP)	*0	2	*2	4	*5	6	*7	9	*9	9	*10	10	10
3	FRACZYK Stanislaw (AUT)	*0	0	*1	3	*3	4	*6	8	*9	11			
	PEREZ GONZALEZ Juan Bautista (ESP)	0	*2	3	*3	5	*6	6	*6	7	7			
4	FRACZYK Stanislaw (AUT)	0	*0	1	*1	2	*3	4	*4	4				
	PEREZ GONZALEZ Juan Bautista (ESP)	*0	2	*3	5	*6	7	*8	10	11				
5	FRACZYK Stanislaw (AUT)	*0	0	*1	1	*2	3	*4	5	*7	9	11		
	PEREZ GONZALEZ Juan Bautista (ESP)	0	*2	3	*5	6	*7	8	*9	9	*9	9		

Note:

The "Greatest deficit overcome" only applies when the player ends up winning the game.

Legend:

No. Number * Server



Match Results

Resultados da partida

KALEM Mohamed Amine (ITA) 3-2 ZHAO Yiqing (CHN)

Game Summary		Match	Game 1	Game 2	Game 3	Game 4	Game 5
KALEM Mohamed Amine	ITA	3	8	8	11	11	11
ZHAO Yiqing	CHN	2	11	11	3	7	8
Duration:		34min	3min	3min	2min	4min	4min

Match No.: 9 Table: 8

Umpires: BAUR Helton Luis (BRA) DEMARIO Leonor (BRA)

Player Statistics	KALEM Mohamed Amine (ITA)						ZHAO Yiqing (CHN)					
	Game					Match	Game					Match
	1	2	3	4	5		1	2	3	4	5	
Points won	8	8	11	11	11	49	11	11	3	7	8	40
Biggest lead	-	-	8	5	3	8	4	3	2	-	2	4
Points won on own serve	5	5	6	6	7	29	7	6	3	3	6	25
Points lost on own serve	4	5	0	4	2	15	3	3	5	5	4	20
Most consecutive points won	2	3	10	4	3	10	3	2	2	2	3	3
Greatest deficit overcome	-	-	2	-	2	2	-	-	-	-	-	-
Handedness/Grip	Right/						Right/					

Game/Match Statistics	Game					Match
	1	2	3	4	5	
Longest rally (strokes)	11	12	7	9	18	18
Average rally	4	4	4	4	5	4

Game Progress

1	KALEM Mohamed Amine (ITA)	0	*0	1	*2	3	*4	5	*5	7	*8	8
	ZHAO Yiqing (CHN)	*0	2	*3	4	*5	6	*7	9	*9	10	11
2	KALEM Mohamed Amine (ITA)	*0	1	*1	2	*3	4	*6	7	*7	8	8
	ZHAO Yiqing (CHN)	0	*1	3	*4	5	*6	6	*7	9	*10	11
3	KALEM Mohamed Amine (ITA)	0	*0	2	*4	6	*8	10	11			
	ZHAO Yiqing (CHN)	*0	2	*2	2	*2	2	*2	3			
4	KALEM Mohamed Amine (ITA)	*0	2	*4	5	*6	7	*8	8	*9	11	
	ZHAO Yiqing (CHN)	0	*0	0	*1	2	*3	4	*6	7	7	
5	KALEM Mohamed Amine (ITA)	0	*2	3	*3	4	*4	6	*7	9	*10	11
	ZHAO Yiqing (CHN)	*0	0	*1	3	*4	6	*6	7	*7	8	8

Note:

The "Greatest deficit overcome" only applies when the player ends up winning the game.

Legend:

No. Number * Server



Match Results

Resultados da partida

LAST Gerben (NED) 3-0 CABESTANY Cedrik (FRA)

Game Summary		Match	Game 1	Game 2	Game 3	Game 4	Game 5
LAST Gerben	NED	3	11	11	11		
CABESTANY Cedrik	FRA	0	7	6	7		
Duration:		24min	7min	5min	7min		

Match No.: 10 Table: 2

Umpires: MATOS Ravi (BRA) TSE Mei Lan (HKG)

Player Statistics	LAST Gerben (NED)					Match	CABESTANY Cedrik (FRA)					Match
	Game						Game					
	1	2	3	4	5		1	2	3	4	5	
Points won	11	11	11			33	7	6	7			20
Biggest lead	5	5	4			5	-	-	-			-
Points won on own serve	6	5	6			17	3	3	4			10
Points lost on own serve	4	3	3			10	5	6	4			15
Most consecutive points won	4	4	3			4	4	3	1			4
Greatest deficit overcome	-	-	-			-	-	-	-			-
Handedness/Grip	Right/						Right/					

Game/Match Statistics	Game					Match
	1	2	3	4	5	
Longest rally (strokes)	14	11	18			18
Average rally	6	5	6			6

Game Progress

1	LAST Gerben (NED)	*0	2	*4	5	*6	6	*7	8	*9	11
	CABESTANY Cedrik (FRA)	0	*0	0	*1	2	*4	5	*6	7	7
2	LAST Gerben (NED)	0	*2	4	*5	6	*6	7	*9	10	11
	CABESTANY Cedrik (FRA)	*0	0	*0	1	*2	4	*5	5	*6	6
3	LAST Gerben (NED)	0	1	*2	4	*5	6	*7	8	*9	11
	CABESTANY Cedrik (FRA)	0	*1	2	*2	3	*4	5	*6	7	7

Note:

The "Greatest deficit overcome" only applies when the player ends up winning the game.

Legend:

No. Number * Server



Match Results

Resultados da partida

LEIBOVITZ Tahl (USA) 3-0 BERECKI Dezso (HUN)

Game Summary		Match	Game 1	Game 2	Game 3	Game 4	Game 5
LEIBOVITZ Tahl	USA	3	11	11	11		
BERECKI Dezso	HUN	0	9	8	7		
Duration:		20min	5min	6min	5min		

Match No.: 11 Table: 8

Umpires: HOPKINS Alan Leslie (AUS) KIM Kyunghee (KOR)

Player Statistics	LEIBOVITZ Tahl (USA)					Match	BERECKI Dezso (HUN)					Match
	Game						Game					
	1	2	3	4	5		1	2	3	4	5	
Points won	11	11	11			33	9	8	7			24
Biggest lead	5	4	5			5	2	1	-			2
Points won on own serve	8	5	5			18	7	3	4			14
Points lost on own serve	2	5	3			10	3	6	6			15
Most consecutive points won	4	3	4			4	5	2	3			5
Greatest deficit overcome	2	1	-			2	-	-	-			-
Handedness/Grip	Right/						Right/					

Game/Match Statistics	Game					Match
	1	2	3	4	5	
Longest rally (strokes)	20	25	12			25
Average rally	5	6	5			5

Game Progress

1	LEIBOVITZ Tahl (USA)	0	*0	2	*3	5	*6	8	*9	9	*9	11
	BERECKI Dezso (HUN)	*0	2	*2	3	*3	4	*4	5	*7	9	9
2	LEIBOVITZ Tahl (USA)	*0	1	*2	4	*5	6	*8	8	*9	10	11
	BERECKI Dezso (HUN)	0	*1	2	*2	3	*4	4	*6	7	*8	8
3	LEIBOVITZ Tahl (USA)	0	*1	2	*4	6	*6	8	*9	9	11	
	BERECKI Dezso (HUN)	*0	1	*2	2	*2	4	*4	5	*7	7	

Note:

The "Greatest deficit overcome" only applies when the player ends up winning the game.

Legend:

No. Number * Server



Match Results

Resultados da partida

SHCHEPANSKY Yuriy (UKR) 3-0 IWABUCHI Koyo (JPN)

Game Summary		Match	Game 1	Game 2	Game 3	Game 4	Game 5
SHCHEPANSKY Yuriy	UKR	3	11	11	11		
IWABUCHI Koyo	JPN	0	3	6	6		
Duration:		19min	5min	5min	6min		

Match No.: 12 Table: 4

Umpires: WONG Jeffrey (CAN) DUBEY Atul (IND)

Player Statistics	SHCHEPANSKY Yuriy (UKR)					Match	IWABUCHI Koyo (JPN)					Match
	Game						Game					
	1	2	3	4	5		1	2	3	4	5	
Points won	11	11	11			33	3	6	6			15
Biggest lead	8	5	6			8	-	1	-			1
Points won on own serve	6	5	6			17	3	2	4			9
Points lost on own serve	0	4	2			6	5	6	5			16
Most consecutive points won	7	6	4			7	1	3	3			3
Greatest deficit overcome	-	1	-			1	-	-	-			-
Handedness/Grip	Left/						Right/					

Game/Match Statistics	Game					Match
	1	2	3	4	5	
Longest rally (strokes)	36	18	10			36
Average rally	8	5	5			6

Game Progress

1	SHCHEPANSKY Yuriy (UKR)	0	*1	3	*4	6	*8	10	11		
	IWABUCHI Koyo (JPN)	*0	1	*1	2	*2	2	*2	3		
2	SHCHEPANSKY Yuriy (UKR)	*0	1	*2	3	*5	5	*6	8	*10	11
	IWABUCHI Koyo (JPN)	0	*1	2	*3	3	*5	6	*6	6	6
3	SHCHEPANSKY Yuriy (UKR)	0	*1	2	*4	6	*7	9	*9	10	11
	IWABUCHI Koyo (JPN)	*0	1	*2	2	*2	3	*3	5	*6	6

Note:

The "Greatest deficit overcome" only applies when the player ends up winning the game.

Legend:

No. Number * Server



Match Results

Resultados da partida

FRACZYK Stanislaw (AUT) 3-0 THOMPSON Ashley Facey (GBR)

Game Summary		Match	Game 1	Game 2	Game 3	Game 4	Game 5
FRACZYK Stanislaw	AUT	3	11	12	11		
THOMPSON Ashley Facey	GBR	0	8	10	6		
Duration:		19min	5min	6min	4min		

Match No.: 13 Table: 6

Umpires: MUCHA Heike (GER) CLARO Bruno Augusto (BRA)

Player Statistics	FRACZYK Stanislaw (AUT)					Match	THOMPSON Ashley Facey (GBR)					Match
	Game						Game					
	1	2	3	4	5		1	2	3	4	5	
Points won	11	12	11			34	8	10	6			24
Biggest lead	3	2	5			5	2	3	-			3
Points won on own serve	5	7	6			18	4	6	4			14
Points lost on own serve	4	4	2			10	6	5	5			16
Most consecutive points won	4	4	4			4	3	2	3			3
Greatest deficit overcome	2	3	-			3	-	-	-			-
Handedness/Grip	Right/						Left/					

Game/Match Statistics	Game					Match
	1	2	3	4	5	
Longest rally (strokes)	8	7	9			9
Average rally	3	4	4			4

Game Progress

1	FRACZYK Stanislaw (AUT)	0	*1	2	*2	4	*6	7	*8	8	*10	11		
	THOMPSON Ashley Facey (GBR)	*0	1	*2	4	*4	4	*5	6	*8	8	8		
2	FRACZYK Stanislaw (AUT)	*0	2	*2	3	*4	5	*5	6	*7	8	*10	11	12
	THOMPSON Ashley Facey (GBR)	0	*0	2	*3	4	*5	7	*8	9	*10	10	*10	10
3	FRACZYK Stanislaw (AUT)	0	*2	3	*3	5	*6	7	*8	10	11			
	THOMPSON Ashley Facey (GBR)	*0	0	*1	3	*3	4	*5	6	*6	6			

Note:

The "Greatest deficit overcome" only applies when the player ends up winning the game.

Legend:

No. Number * Server



Match Results

Resultados da partida

MOREIRA Diego (BRA) 3-2 KALEM Mohamed Amine (ITA)

Game Summary		Match	Game 1	Game 2	Game 3	Game 4	Game 5
MOREIRA Diego	BRA	3	11	11	5	12	11
KALEM Mohamed Amine	ITA	2	5	13	11	10	9
Duration:		44min	5min	10min	5min	6min	8min

Match No.: 14 Table: 2

Umpires: LARROZA Andres (PAR) LU Hong (CHN)

Player Statistics	MOREIRA Diego (BRA)						Match	KALEM Mohamed Amine (ITA)						Match
	Game					Match		Game					Match	
	1	2	3	4	5			1	2	3	4	5		
Points won	11	11	5	12	11	50	5	13	11	10	9	48		
Biggest lead	6	1	1	2	3	6	-	3	6	3	-	6		
Points won on own serve	6	6	3	5	5	25	3	7	6	4	4	24		
Points lost on own serve	2	6	5	6	5	24	5	5	2	7	6	25		
Most consecutive points won	3	3	2	3	2	3	1	4	5	3	3	5		
Greatest deficit overcome	-	-	-	3	-	3	-	1	1	-	-	1		
Handedness/Grip	Right/							Right/						

Game/Match Statistics	Game					Match
	1	2	3	4	5	
Longest rally (strokes)	12	11	7	11	12	12
Average rally	5	5	4	5	5	5

Game Progress

1	MOREIRA Diego (BRA)	*0	2	*3	4	*6	7	*8	10	11						
	KALEM Mohamed Amine (ITA)	0	*0	1	*2	2	*3	4	*4	5						
2	MOREIRA Diego (BRA)	0	*1	2	*2	3	*4	5	*6	7	*8	10	*11	11	*11	11
	KALEM Mohamed Amine (ITA)	*0	1	*2	4	*5	6	*7	8	*9	10	*10	10	*11	12	13
3	MOREIRA Diego (BRA)	*0	1	*2	3	*4	4	*4	5	5						
	KALEM Mohamed Amine (ITA)	0	*1	2	*3	4	*6	8	*9	11						
4	MOREIRA Diego (BRA)	0	*0	1	*2	3	*5	5	*6	7	*9	10	*11	12		
	KALEM Mohamed Amine (ITA)	*0	2	*3	4	*5	5	*7	8	*9	9	*10	10	10		
5	MOREIRA Diego (BRA)	*0	1	*3	4	*5	6	*7	7	*8	10	11				
	KALEM Mohamed Amine (ITA)	0	*1	1	*2	3	*4	5	*7	8	*8	9				

Note:

The "Greatest deficit overcome" only applies when the player ends up winning the game.

Legend:

No.	Number	*	Server
-----	--------	---	--------



Match Results

Resultados da partida

LAST Gerben (NED) 3-2 MIETTINEN Esa (FIN)

Game Summary		Match	Game 1	Game 2	Game 3	Game 4	Game 5
LAST Gerben	NED	3	11	9	11	9	11
MIETTINEN Esa	FIN	2	8	11	9	11	8
Duration:		37min	6min	6min	6min	6min	7min

Match No.: 15 Table: 2

Umpires: VARENGOT Yannick (FRA) MIRANDA Barjonas (BRA)

Player Statistics	LAST Gerben (NED)						MIETTINEN Esa (FIN)					
	Game					Match	Game					Match
	1	2	3	4	5		1	2	3	4	5	
Points won	11	9	11	9	11	51	8	11	9	11	8	47
Biggest lead	6	1	7	3	3	7	-	2	-	2	-	2
Points won on own serve	4	4	4	4	5	21	2	5	3	5	4	19
Points lost on own serve	6	6	6	6	4	28	7	5	7	5	5	29
Most consecutive points won	5	2	4	4	3	5	3	3	6	3	2	6
Greatest deficit overcome	-	-	-	-	-	-	-	1	-	3	-	3
Handedness/Grip	Right/						Right/					

Game/Match Statistics	Game					Match
	1	2	3	4	5	
Longest rally (strokes)	9	19	7	8	13	19
Average rally	4	5	4	4	5	5

Game Progress

1	LAST Gerben (NED)	*0	2	*3	5	*7	7	*9	9	*10	10	11
	MIETTINEN Esa (FIN)	0	*0	1	*1	1	*3	3	*5	6	*8	8
2	LAST Gerben (NED)	0	*1	2	*3	4	*5	6	*7	8	*9	9
	MIETTINEN Esa (FIN)	*0	1	*2	3	*4	5	*6	7	*8	9	11
3	LAST Gerben (NED)	*0	1	*3	4	*6	7	*9	10	*10	10	11
	MIETTINEN Esa (FIN)	0	*1	1	*2	2	*3	3	*4	6	*8	9
4	LAST Gerben (NED)	0	*1	2	*3	5	*6	7	*8	8	*9	9
	MIETTINEN Esa (FIN)	*0	1	*2	3	*3	4	*5	6	*8	9	11
5	LAST Gerben (NED)	0	1	*3	4	*4	6	*7	8	*9	10	11
	MIETTINEN Esa (FIN)	0	*1	1	*2	4	*4	5	*6	7	*8	8

Note:

The "Greatest deficit overcome" only applies when the player ends up winning the game.

Legend:

No. Number * Server



Match Results

Resultados da partida

LEIBOVITZ Tahl (USA) 3-2 CABESTANY Cedrik (FRA)

Game Summary		Match	Game 1	Game 2	Game 3	Game 4	Game 5
LEIBOVITZ Tahl	USA	3	6	13	5	11	11
CABESTANY Cedrik	FRA	2	11	11	11	8	9
Duration:		42min	6min	9min	5min	5min	8min

Match No.: 20 Table: 8

Umpires: KIM Kyunghye (KOR) HOPKINS Alan Leslie (AUS)

Player Statistics	LEIBOVITZ Tahl (USA)						Match	CABESTANY Cedrik (FRA)						Match
	Game					Match		Game					Match	
	1	2	3	4	5			1	2	3	4	5		
Points won	6	13	5	11	11	46	11	11	11	8	9	50		
Biggest lead	1	2	1	5	2	5	5	4	6	1	4	6		
Points won on own serve	3	10	4	6	3	26	5	9	7	4	2	27		
Points lost on own serve	6	2	4	3	7	22	3	3	1	5	8	20		
Most consecutive points won	2	6	2	4	6	6	5	3	5	3	3	5		
Greatest deficit overcome	-	4	-	1	4	4	1	-	1	-	-	1		
Handedness/Grip	Right/						Right/							

Game/Match Statistics	Game					Match
	1	2	3	4	5	
Longest rally (strokes)	15	20	14	6	10	20
Average rally	5	8	6	4	5	6

Game Progress

1	LEIBOVITZ Tahl (USA)	*0	1	*2	3	*4	5	*6	6	*6	6					
	CABESTANY Cedrik (FRA)	0	*1	2	*3	4	*5	6	*8	10	11					
2	LEIBOVITZ Tahl (USA)	0	*0	1	*1	3	*5	7	*7	8	*8	10	*10	11	*12	13
	CABESTANY Cedrik (FRA)	*0	2	*3	5	*5	5	*5	7	*8	10	*10	11	*11	11	11
3	LEIBOVITZ Tahl (USA)	*0	1	*2	2	*2	4	*4	5	5						
	CABESTANY Cedrik (FRA)	0	*1	2	*4	6	*6	8	*9	11						
4	LEIBOVITZ Tahl (USA)	0	*1	3	*3	4	*6	7	*9	10	*10	11				
	CABESTANY Cedrik (FRA)	0	1	*1	3	*4	4	*5	5	*6	8	8				
5	LEIBOVITZ Tahl (USA)	*0	0	*2	2	*3	4	*5	5	*7	9	11				
	CABESTANY Cedrik (FRA)	0	*2	2	*4	5	*6	7	*9	9	*9	9				

Note:
The "Greatest deficit overcome" only applies when the player ends up winning the game.

Legend:
No. Number * Server



Match Results
Resultados da partida

KALEM Mohamed Amine (ITA) 3-0 SHCHEPANSKY Yuryi (UKR)

Game Summary		Match	Game 1	Game 2	Game 3	Game 4	Game 5
KALEM Mohamed Amine	ITA	3	11	11	11		
SHCHEPANSKY Yuryi	UKR	0	6	7	3		
Duration:		18min	5min	5min	4min		

Match No.: 23 Table: 6
Umpires: HIGASHIJIMA Masae (JPN) MEIER Michael (USA)

Player Statistics	KALEM Mohamed Amine (ITA)					Match	SHCHEPANSKY Yuryi (UKR)					Match
	Game						Game					
	1	2	3	4	5		1	2	3	4	5	
Points won	11	11	11			33	6	7	3			16
Biggest lead	7	4	8			8	1	4	-			4
Points won on own serve	6	6	5			17	4	3	2			9
Points lost on own serve	2	4	1			7	5	5	6			16
Most consecutive points won	7	8	4			8	3	3	1			3
Greatest deficit overcome	1	4	-			4	-	-	-			-
Handedness/Grip	Right/						Left/					

Game/Match Statistics	Game					Match
	1	2	3	4	5	
Longest rally (strokes)	13	20	11			20
Average rally	5	4	4			4

Game Progress

1	KALEM Mohamed Amine (ITA)	0	*1	3	*3	5	*7	9	*10	10	11
	SHCHEPANSKY Yuryi (UKR)	*0	1	*1	3	*3	3	*3	4	*6	6
2	KALEM Mohamed Amine (ITA)	*0	1	*1	2	*3	3	*5	7	*9	11
	SHCHEPANSKY Yuryi (UKR)	0	*1	3	*4	5	*7	7	*7	7	7
3	KALEM Mohamed Amine (ITA)	0	*1	3	*5	6	*7	9	11		
	SHCHEPANSKY Yuryi (UKR)	*0	1	*1	1	*2	3	*3	3		

Note:
The "Greatest deficit overcome" only applies when the player ends up winning the game.

Legend:
No. Number * Server



Match Results

Resultados da partida

KALEM Mohamed Amine (ITA) 3-2 MA Lin (CHN)

Game Summary		Match	Game 1	Game 2	Game 3	Game 4	Game 5
KALEM Mohamed Amine	ITA	3	6	11	9	11	11
MA Lin	CHN	2	11	7	11	5	5
Duration:		37min	4min	5min	7min	5min	6min

Match No.: 24 Table: 2

Umpires: MUCHA Heike (GER) CLARO Bruno Augusto (BRA)

Player Statistics	KALEM Mohamed Amine (ITA)						MA Lin (CHN)					
	Game					Match	Game					Match
	1	2	3	4	5		1	2	3	4	5	
Points won	6	11	9	11	11	48	11	7	11	5	5	39
Biggest lead	-	4	1	6	7	7	5	-	5	1	-	5
Points won on own serve	2	7	5	5	5	24	5	4	6	2	2	19
Points lost on own serve	6	3	5	2	3	19	4	4	4	6	6	24
Most consecutive points won	2	4	5	5	4	5	4	3	3	2	3	4
Greatest deficit overcome	-	-	-	1	-	1	-	-	1	-	-	1
Handedness/Grip	Right/						Left/					

Game/Match Statistics	Game					Match
	1	2	3	4	5	
Longest rally (strokes)	7	12	10	13	7	13
Average rally	4	5	5	5	4	4

Game Progress

1	KALEM Mohamed Amine (ITA)	0	*0	0	*2	2	*3	5	*6	6	6	
	MA Lin (CHN)	*0	2	*4	4	*6	7	*7	8	*10	11	
2	KALEM Mohamed Amine (ITA)	*0	2	*4	4	*5	6	*7	9	*9	11	
	MA Lin (CHN)	0	*0	0	*2	3	*4	5	*5	7	7	
3	KALEM Mohamed Amine (ITA)	0	*1	1	*2	3	*3	4	*6	8	*8	9
	MA Lin (CHN)	*0	1	*3	4	*5	7	*8	8	*8	10	
4	KALEM Mohamed Amine (ITA)	0	1	*3	5	*6	7	*8	9	11		
	MA Lin (CHN)	0	*1	1	*1	2	*3	4	*5	5		
5	KALEM Mohamed Amine (ITA)	0	*2	3	*5	6	*8	9	*9	11		
	MA Lin (CHN)	*0	0	*1	1	*2	2	*3	5	5		

Note:

The "Greatest deficit overcome" only applies when the player ends up winning the game.

Legend:

No. Number * Server



Match Results

Resultados da partida

LAST Gerben (NED) 3-1 FRACZYK Stanislaw (AUT)

Game Summary		Match	Game 1	Game 2	Game 3	Game 4	Game 5
LAST Gerben	NED	3	11	12	11	11	
FRACZYK Stanislaw	AUT	1	7	10	13	5	
Duration:		29min	5min	7min	9min	5min	

Match No.: 25 Table: 4

Umpires: BOGREN Ingrid (SWE) ARINYE Cecilia Dora (NGR)

Player Statistics	LAST Gerben (NED)					Match	FRACZYK Stanislaw (AUT)					Match
	Game						Game					
	1	2	3	4	5		1	2	3	4	5	
Points won	11	12	11	11		45	7	10	13	5		35
Biggest lead	4	2	1	6		6	1	2	4	-		4
Points won on own serve	5	6	4	4		19	2	5	6	1		14
Points lost on own serve	5	5	7	4		21	6	6	6	7		25
Most consecutive points won	4	3	4	4		4	3	3	4	1		4
Greatest deficit overcome	1	2	-	-		2	-	-	1	-		1
Handedness/Grip	Right/						Right/					

Game/Match Statistics	Game					Match
	1	2	3	4	5	
Longest rally (strokes)	8	8	16	8		16
Average rally	4	4	5	4		4

Game Progress

1	LAST Gerben (NED)	*0	1	*2	3	*5	6	*8	8	*9	11					
	FRACZYK Stanislaw (AUT)	0	*1	2	*3	3	*4	4	*6	7	7					
2	LAST Gerben (NED)	0	*1	2	*3	3	*4	5	*6	8	*9	10	*11	12		
	FRACZYK Stanislaw (AUT)	*0	1	*2	3	*5	6	*7	8	*8	9	*10	10	10		
3	LAST Gerben (NED)	0	1	*1	2	*4	4	*5	6	*6	8	*10	10	*11	11	11
	FRACZYK Stanislaw (AUT)	0	*1	3	*4	4	*6	7	*8	10	*10	10	*11	11	*12	13
4	LAST Gerben (NED)	0	*1	2	*4	5	*7	8	*10	11						
	FRACZYK Stanislaw (AUT)	*0	1	*2	2	*3	3	*4	4	5						

Note:

The "Greatest deficit overcome" only applies when the player ends up winning the game.

Legend:

No. Number * Server



Match Results

Resultados da partida

PEREZ GONZALEZ Juan Bautista (ESP) 3-2 ZHAO Yiqing (CHN)

Game Summary		Match	Game 1	Game 2	Game 3	Game 4	Game 5
PEREZ GONZALEZ Juan Bautista	ESP	3	12	9	11	9	11
ZHAO Yiqing	CHN	2	10	11	6	11	8
Duration:		35min	6min	6min	5min	6min	6min

Match No.: 26 Table: 6

Umpires: WIEKART Ina (NED) BOUDJEHEM Abdellah (ALG)

Player Statistics	PEREZ GONZALEZ Juan Bautista (ESP)						ZHAO Yiqing (CHN)					
	Game					Match	Game					Match
	1	2	3	4	5		1	2	3	4	5	
Points won	12	9	11	9	11	52	10	11	6	11	8	46
Biggest lead	5	1	5	1	3	5	-	3	2	6	1	6
Points won on own serve	5	6	6	6	5	28	4	7	4	7	4	26
Points lost on own serve	6	4	2	4	4	20	7	3	5	3	6	24
Most consecutive points won	4	2	5	4	4	5	4	3	2	4	3	4
Greatest deficit overcome	-	-	2	-	1	2	-	1	-	1	-	1
Handedness/Grip	Left/						Right/					

Game/Match Statistics	Game					Match
	1	2	3	4	5	
Longest rally (strokes)	7	14	14	9	15	15
Average rally	4	5	6	5	5	5

Game Progress

1	PEREZ GONZALEZ Juan Bautista (ESP)	0	*2	3	*5	6	*7	8	*9	9	*9	10	*11	12
	ZHAO Yiqing (CHN)	*0	0	*1	1	*2	3	*4	5	*7	9	*10	10	10
2	PEREZ GONZALEZ Juan Bautista (ESP)	*0	1	*1	3	*3	4	*5	6	*7	8	9		
	ZHAO Yiqing (CHN)	0	*1	3	*3	5	*6	7	*8	9	*10	11		
3	PEREZ GONZALEZ Juan Bautista (ESP)	0	*0	2	*3	4	*5	6	*8	10	11			
	ZHAO Yiqing (CHN)	*0	2	*2	3	*4	5	*6	6	*6	6			
4	PEREZ GONZALEZ Juan Bautista (ESP)	*0	1	*1	2	*2	3	*3	5	*7	8	9		
	ZHAO Yiqing (CHN)	0	*1	3	*4	6	*7	9	*9	9	*10	11		
5	PEREZ GONZALEZ Juan Bautista (ESP)	0	*2	3	*4	4	*5	7	*8	9	*10	11		
	ZHAO Yiqing (CHN)	*0	0	*1	2	*4	5	*5	6	*7	8	8		

Note:

The "Greatest deficit overcome" only applies when the player ends up winning the game.

Legend:

No. Number * Server



Match Results

Resultados da partida

DEVOS Laurens (BEL) 3-0 LEIBOVITZ Tahl (USA)

Game Summary		Match	Game 1	Game 2	Game 3	Game 4	Game 5
DEVOS Laurens	BEL	3	11	11	11		
LEIBOVITZ Tahl	USA	0	9	4	9		
Duration:		16min	5min	4min	4min		

Match No.: 27 Table: 8

Umpires: MONTES Marlos (BRA) VILANOVA Flavia (BRA)

Player Statistics	DEVOS Laurens (BEL)					Match	LEIBOVITZ Tahl (USA)					Match
	Game						Game					
	1	2	3	4	5		1	2	3	4	5	
Points won	11	11	11			33	9	4	9			22
Biggest lead	3	7	4			7	2	1	-			2
Points won on own serve	7	5	5			17	6	1	4			11
Points lost on own serve	3	3	5			11	4	6	6			16
Most consecutive points won	3	5	3			5	2	1	2			2
Greatest deficit overcome	2	1	-			2	-	-	-			-
Handedness/Grip	Right/						Right/					

Game/Match Statistics	Game					Match
	1	2	3	4	5	
Longest rally (strokes)	16	9	8			16
Average rally	4	4	4			4

Game Progress

1	DEVOS Laurens (BEL)	0	*0	2	*3	5	*6	7	*8	9	*10	11
	LEIBOVITZ Tahl (USA)	*0	2	*2	3	*3	4	*5	6	*7	8	9
2	DEVOS Laurens (BEL)	*0	1	*3	4	*5	7	*9	10	11		
	LEIBOVITZ Tahl (USA)	0	*1	1	*2	3	*3	3	*4	4		
3	DEVOS Laurens (BEL)	0	*2	2	*4	5	*6	8	*8	9	*10	11
	LEIBOVITZ Tahl (USA)	*0	0	*2	2	*3	4	*4	6	*7	8	9

Note:

The "Greatest deficit overcome" only applies when the player ends up winning the game.

Legend:

No. Number * Server



Match Results

Resultados da partida

LAST Gerben (NED) 3-1 KALEM Mohamed Amine (ITA)

Game Summary		Match	Game 1	Game 2	Game 3	Game 4	Game 5
LAST Gerben	NED	3	11	5	11	11	
KALEM Mohamed Amine	ITA	1	9	11	8	9	
Duration:		27min	6min	5min	7min	7min	

Match No.: 28 Table: 6

Umpires: HIGASHIJIMA Masae (JPN) MEIER Michael (USA)

Player Statistics	LAST Gerben (NED)					Match	KALEM Mohamed Amine (ITA)					Match
	Game						Game					
	1	2	3	4	5		1	2	3	4	5	
Points won	11	5	11	11		38	9	11	8	9		37
Biggest lead	9	-	3	2		9	-	7	1	4		7
Points won on own serve	6	1	7	6		20	5	4	6	5		20
Points lost on own serve	4	7	2	4		17	5	4	3	5		17
Most consecutive points won	9	3	3	6		9	5	5	3	5		5
Greatest deficit overcome	-	-	1	4		4	-	-	-	-		-
Handedness/Grip	Right/						Right/					

Game/Match Statistics	Game					Match
	1	2	3	4	5	
Longest rally (strokes)	9	7	10	8		10
Average rally	4	4	5	5		4

Game Progress

1	LAST Gerben (NED)	*0	2	*4	6	*8	9	*9	10	*10	10	11
	KALEM Mohamed Amine (ITA)	0	*0	0	*0	0	*1	3	*4	6	*8	9
2	LAST Gerben (NED)	0	*0	0	*1	1	*2	3	*5	5		
	KALEM Mohamed Amine (ITA)	*0	2	*4	5	*7	8	*9	9	11		
3	LAST Gerben (NED)	0	2	*2	4	*4	5	*6	8	*9	10	11
	KALEM Mohamed Amine (ITA)	0	*0	2	*2	4	*5	6	*6	7	*8	8
4	LAST Gerben (NED)	0	*0	2	*3	4	*4	4	*6	8	*10	11
	KALEM Mohamed Amine (ITA)	*0	2	*2	3	*4	6	*8	8	*8	8	9

Note:

The "Greatest deficit overcome" only applies when the player ends up winning the game.

Legend:

No. Number * Server



Match Results

Resultados da partida

DEVOS Laurens (BEL) 3-0 PEREZ GONZALEZ Juan Bautista (ESP)

Game Summary		Match	Game 1	Game 2	Game 3	Game 4	Game 5
DEVOS Laurens	BEL	3	11	11	11		
PEREZ GONZALEZ Juan Bautista	ESP	0	5	8	4		
Duration:		16min	4min	5min	4min		

Match No.: 29 Table: 4

Umpires: DUBEY Atul (IND) WONG Jeffrey (CAN)

Player Statistics	DEVOS Laurens (BEL)					Match	PEREZ GONZALEZ Juan Bautista (ESP)					Match
	Game						Game					
	1	2	3	4	5		1	2	3	4	5	
Points won	11	11	11			33	5	8	4			17
Biggest lead	6	3	7			7	1	2	-			2
Points won on own serve	5	3	6			14	2	2	2			6
Points lost on own serve	2	6	2			10	6	8	5			19
Most consecutive points won	3	3	6			6	1	4	2			4
Greatest deficit overcome	1	2	-			2	-	-	-			-
Handedness/Grip	Right/						Left/					

Game/Match Statistics	Game					Match
	1	2	3	4	5	
Longest rally (strokes)	9	6	7			9
Average rally	4	4	4			4

Game Progress

1	DEVOS Laurens (BEL)	0	1	*2	4	*5	6	*8	9	11		
	PEREZ GONZALEZ Juan Bautista (ESP)	0	*1	2	*2	3	*4	4	*5	5		
2	DEVOS Laurens (BEL)	0	*2	3	*3	3	*5	6	*8	8	*10	11
	PEREZ GONZALEZ Juan Bautista (ESP)	*0	0	*1	3	*5	5	*6	6	*8	8	8
3	DEVOS Laurens (BEL)	*0	2	*3	4	*5	6	*8	10	11		
	PEREZ GONZALEZ Juan Bautista (ESP)	0	*0	1	*2	3	*4	4	*4	4		

Note:

The "Greatest deficit overcome" only applies when the player ends up winning the game.

Legend:

No. Number * Server



Match Results

Resultados da partida

KALEM Mohamed Amine (ITA) 3-0 PEREZ GONZALEZ Juan Bautista (ESP)

Game Summary		Match	Game 1	Game 2	Game 3	Game 4	Game 5
KALEM Mohamed Amine	ITA	3	11	11	11		
PEREZ GONZALEZ Juan Bautista	ESP	0	7	8	6		
Duration:		19min	4min	6min	5min		

Match No.: 30 Table: 4

Umpires: SEMENOVA Elena (RUS) DUBEY Atul (IND)

Player Statistics	KALEM Mohamed Amine (ITA)					Match	PEREZ GONZALEZ Juan Bautista (ESP)					Match
	Game						Game					
	1	2	3	4	5		1	2	3	4	5	
Points won	11	11	11			33	7	8	6			21
Biggest lead	4	3	6			6	-	1	-			1
Points won on own serve	7	5	7			19	4	4	5			13
Points lost on own serve	3	4	1			8	4	6	3			13
Most consecutive points won	4	3	3			4	2	3	2			3
Greatest deficit overcome	-	1	-			1	-	-	-			-
Handedness/Grip	Right/						Left/					

Game/Match Statistics	Game					Match
	1	2	3	4	5	
Longest rally (strokes)	7	10	6			10
Average rally	4	4	3			4

Game Progress

1	KALEM Mohamed Amine (ITA)	*0	2	*3	4	*4	6	*8	9	*10	11	
	PEREZ GONZALEZ Juan Bautista (ESP)	0	*0	1	*2	4	*4	4	*5	6	7	
2	KALEM Mohamed Amine (ITA)	0	*1	2	*3	4	*5	7	*8	8	*10	11
	PEREZ GONZALEZ Juan Bautista (ESP)	*0	1	*2	3	*4	5	*5	6	*8	8	8
3	KALEM Mohamed Amine (ITA)	0	2	*3	4	*5	7	*8	10	*10	11	
	PEREZ GONZALEZ Juan Bautista (ESP)	0	*0	1	*2	3	*3	4	*4	6	6	

Note:

The "Greatest deficit overcome" only applies when the player ends up winning the game.

Legend:

No. Number * Server



Match Results

Resultados da partida

DEVOS Laurens (BEL) 3-0 LAST Gerben (NED)

Game Summary		Match	Game 1	Game 2	Game 3	Game 4	Game 5
DEVOS Laurens	BEL	3	11	11	11		
LAST Gerben	NED	0	8	7	4		
Duration:		18min	5min	6min	4min		

Match No.: 31 Table: 2

Umpires: MIRANDA Barjonas (BRA) MEIER Michael (USA)

Player Statistics	DEVOS Laurens (BEL)					Match	LAST Gerben (NED)					Match
	Game						Game					
	1	2	3	4	5		1	2	3	4	5	
Points won	11	11	11			33	8	7	4			19
Biggest lead	3	5	8			8	2	-	-			2
Points won on own serve	6	6	4			16	5	3	1			9
Points lost on own serve	3	4	3			10	5	5	7			17
Most consecutive points won	3	5	6			6	2	4	3			4
Greatest deficit overcome	2	-	-			2	-	-	-			-
Handedness/Grip	Right/						Right/					

Game/Match Statistics	Game					Match
	1	2	3	4	5	
Longest rally (strokes)	8	10	8			10
Average rally	4	5	4			4

Game Progress

1	DEVOS Laurens (BEL)	0	*0	1	*3	4	*5	7	*8	9	*10	11
	LAST Gerben (NED)	*0	2	*3	3	*4	5	*5	6	*7	8	8
2	DEVOS Laurens (BEL)	*0	2	*4	5	*6	6	*6	7	*9	11	
	LAST Gerben (NED)	0	*0	0	*1	2	*4	6	*7	7	7	
3	DEVOS Laurens (BEL)	0	*2	3	*5	7	*9	9	*10	11		
	LAST Gerben (NED)	*0	0	*1	1	*1	1	*3	4	4		

Note:

The "Greatest deficit overcome" only applies when the player ends up winning the game.

Legend:

No. Number * Server



Player Statistics

Estatísticas dos atletas

As of SUN 11 SEP 2016

Players	NPC	Matches				Games				Match Duration			
		Played	Won	Lost	%Won	Played	Won	Lost	%Won	All	Average		
BERECKI Dezso Right CI9	HUN	2	0	2	0%	6	0	6	0%	40min	20min		
		Points Won				Points Lost							
		Total	Own Serve: 25			Most Consecutive: 5			Total	Own Serve: 30			Most Consecutive: 6
		46	Opp. Serve: 21			GDO: 0			66	Opp. Serve: 36			GLL: 3
CABESTANY Cedrik Right CI9	FRA	Matches				Games				Match Duration			
		Played	Won	Lost	%Won	Played	Won	Lost	%Won	All	Average		
		3	1	2	33%	11	5	6	45%	1h25min	28min		
		Points Won				Points Lost							
Total	Own Serve: 51			Most Consecutive: 7			Total	Own Serve: 43			Most Consecutive: 6		
101	Opp. Serve: 50			GDO: 1			91	Opp. Serve: 48			GLL: 4		
DEVOS Laurens Right CI9	BEL	Matches				Games				Match Duration			
		Played	Won	Lost	%Won	Played	Won	Lost	%Won	All	Average		
		5	5	0	100%	15	15	0	100%	1h23min	17min		
		Points Won				Points Lost							
Total	Own Serve: 85			Most Consecutive: 8			Total	Own Serve: 45			Most Consecutive: 4		
165	Opp. Serve: 80			GDO: 2			94	Opp. Serve: 49			GLL: 0		
FRACZYK Stanislaw Right CI9	AUT	Matches				Games				Match Duration			
		Played	Won	Lost	%Won	Played	Won	Lost	%Won	All	Average		
		3	2	1	67%	12	7	5	58%	1h19min	26min		
		Points Won				Points Lost							
Total	Own Serve: 58			Most Consecutive: 6			Total	Own Serve: 57			Most Consecutive: 4		
116	Opp. Serve: 58			GDO: 5			116	Opp. Serve: 59			GLL: 2		
IWABUCHI Koyo Right CI9	JPN	Matches				Games				Match Duration			
		Played	Won	Lost	%Won	Played	Won	Lost	%Won	All	Average		
		2	0	2	0%	6	0	6	0%	36min	18min		
		Points Won				Points Lost							
Total	Own Serve: 17			Most Consecutive: 4			Total	Own Serve: 33			Most Consecutive: 8		
32	Opp. Serve: 15			GDO: 0			66	Opp. Serve: 33			GLL: 1		
KALEM Mohamed Amine Right CI9	ITA	Matches				Games				Match Duration			
		Played	Won	Lost	%Won	Played	Won	Lost	%Won	All	Average		
		6	4	2	67%	25	15	10	60%	2h59min	30min		
		Points Won				Points Lost							
Total	Own Serve: 133			Most Consecutive: 10			Total	Own Serve: 91			Most Consecutive: 9		
247	Opp. Serve: 114			GDO: 4			202	Opp. Serve: 111			GLL: 4		
LAST Gerben Right CI9	NED	Matches				Games				Match Duration			
		Played	Won	Lost	%Won	Played	Won	Lost	%Won	All	Average		
		5	4	1	80%	19	12	7	63%	2h15min	27min		
		Points Won				Points Lost							
Total	Own Serve: 86			Most Consecutive: 9			Total	Own Serve: 93			Most Consecutive: 6		
182	Opp. Serve: 96			GDO: 4			172	Opp. Serve: 79			GLL: 3		



Player Statistics

Estatísticas dos atletas

As of SUN 11 SEP 2016

Players	NPC	Matches				Games				Match Duration	
		Played	Won	Lost	%Won	Played	Won	Lost	%Won	All	Average
LEIBOVITZ Tahl	USA	4	2	2	50%	14	6	8	43%	1h33min	23min
Right		Points Won				Points Lost					
CI9		Total	Own Serve: 64		Most Consecutive: 6		Total	Own Serve: 64		Most Consecutive: 8	
		117	Opp. Serve: 53		GDO: 4		139	Opp. Serve: 75		GLL: 3	
MA Lin	CHN	Matches				Games				Match Duration	
Left		Played	Won	Lost	%Won	Played	Won	Lost	%Won	All	Average
CI9		3	2	1	67%	11	8	3	73%	1h12min	24min
		Points Won				Points Lost					
		Total	Own Serve: 54		Most Consecutive: 8		Total	Own Serve: 42		Most Consecutive: 5	
		104	Opp. Serve: 50		GDO: 3		86	Opp. Serve: 44		GLL: 1	
MIETTINEN Esa	FIN	Matches				Games				Match Duration	
Right		Played	Won	Lost	%Won	Played	Won	Lost	%Won	All	Average
CI9		2	0	2	0%	8	2	6	25%	56min	28min
		Points Won				Points Lost					
		Total	Own Serve: 24		Most Consecutive: 6		Total	Own Serve: 47		Most Consecutive: 7	
		60	Opp. Serve: 36		GDO: 3		82	Opp. Serve: 35		GLL: 1	
MOREIRA Diego	BRA	Matches				Games				Match Duration	
Right		Played	Won	Lost	%Won	Played	Won	Lost	%Won	All	Average
CI9		2	1	1	50%	9	4	5	44%	1h8min	34min
		Points Won				Points Lost					
		Total	Own Serve: 39		Most Consecutive: 4		Total	Own Serve: 44		Most Consecutive: 5	
		77	Opp. Serve: 38		GDO: 3		88	Opp. Serve: 44		GLL: 1	
PEREZ GONZALEZ JB	ESP	Matches				Games				Match Duration	
Left		Played	Won	Lost	%Won	Played	Won	Lost	%Won	All	Average
CI9		5	2	3	40%	19	8	11	42%	1h58min	24min
		Points Won				Points Lost					
		Total	Own Serve: 89		Most Consecutive: 5		Total	Own Serve: 83		Most Consecutive: 6	
		170	Opp. Serve: 81		GDO: 5		177	Opp. Serve: 94		GLL: 5	
SHCHEPANSKY Yurii	UKR	Matches				Games				Match Duration	
Left		Played	Won	Lost	%Won	Played	Won	Lost	%Won	All	Average
CI9		3	1	2	33%	9	3	6	33%	53min	18min
		Points Won				Points Lost					
		Total	Own Serve: 41		Most Consecutive: 7		Total	Own Serve: 33		Most Consecutive: 8	
		69	Opp. Serve: 28		GDO: 1		81	Opp. Serve: 48		GLL: 4	
THOMPSON Ashley Facey	GBR	Matches				Games				Match Duration	
Left		Played	Won	Lost	%Won	Played	Won	Lost	%Won	All	Average
CI9		2	0	2	0%	6	0	6	0%	36min	18min
		Points Won				Points Lost					
		Total	Own Serve: 23		Most Consecutive: 3		Total	Own Serve: 33		Most Consecutive: 5	
		43	Opp. Serve: 20		GDO: 0		67	Opp. Serve: 34		GLL: 5	



Player Statistics
Estatísticas dos atletas

As of SUN 11 SEP 2016

Players	NPC	Matches				Games				Match Duration	
		Played	Won	Lost	%Won	Played	Won	Lost	%Won	All	Average
ZHAO Yiqing	CHN	3	1	2	33%	14	7	7	50%	1h33min	31min
Right		Points Won						Points Lost			
CI9		Total	Own Serve:	71	Most Consecutive:	5	Total	Own Serve:	57	Most Consecutive:	10
		126	Opp. Serve:	55	GDO:	1	128	Opp. Serve:	71	GLL:	2

Note:
The "Greatest deficit overcome" only applies when the player ends up winning the game and "Greatest lead lost" only when losing.

Legend:
GDO Greatest deficit overcome **GLL** Greatest lead lost **Opp.** Opponent's



Tournament Statistics

Estatísticas do torneio

As of SUN 11 SEP 2016

Statistics	Preliminaries	Round 1	Quarterfinals	Semifinals	Finals	Total
Matches						
Total	15	2	4	2	2	25
Game Margin: 3:0	10 67%	1 50%	1 25%	1 50%	2 100%	15 60%
3:1	1 7%		1 25%	1 50%		3 12%
3:2	4 27%	1 50%	2 50%			7 28%
Invalid Results Mark						
Duration: Total	5h56min	1h0min	1h57min	43min	37min	10h13min
Longest	44min	42min	37min	27min	19min	44min
Shortest	15min	18min	16min	16min	18min	15min
Average	24min	30min	29min	22min	19min	25min
Games						
Total	54	8	17	7	6	92
Point Margin: 11						
10						
9						
8	6 11%	1 13%				7 8%
7	3 6%		1 6%	1 14%	1 17%	6 7%
6	5 9%	1 13%	3 18%	2 29%		11 12%
5	8 15%	2 25%	2 12%		1 17%	13 14%
4	9 17%	1 13%	2 12%		2 33%	14 15%
3	9 17%	1 13%	1 6%	2 29%	2 33%	15 16%
2	14 26%	2 25%	8 47%	2 29%		26 28%
Invalid Results Mark						
Duration: Total	4h41min	47min	1h35min	38min	30min	8h11min
Longest	10min	9min	9min	7min	6min	10min
Shortest	2min	4min	4min	4min	4min	2min
Average	5min	6min	6min	5min	5min	5min
Points						
Total	970	145	320	125	106	1666
Per game	17.96	18.13	18.82	17.86	17.67	18.11
Most consecutive won	10	8	5	9	6	10
Greatest deficit overcome	5	4	2	4	2	5
Longest rally	36	20	16	10	10	36
Average rally	5	5	5	4	4	5

Note:

The "Greatest deficit overcome" only applies when the player ends up winning the game.



Entry List by Event

As of MON 5 SEP 2016

NPC	Name	Date of Birth	How Qualified	World Ranking
AUT - Austria	GARDOS Krisztian	6 APR 1975	QR	8
BRA - Brazil	CARBINATTI Carlos	8 AUG 1984	CQ	17
BUL - Bulgaria	KODJABASHEV Denislav	18 NOV 1992	QR	7
CHN - People's Republic of China	GE Yang	26 SEP 1985	QR	6
	LIAN Hao	7 JUN 1995	QR	5
CZE - Czech Republic	KARABEC Ivan	13 SEP 1980	QR	10
EGY - Egypt	AHMED Abdelrahman	2 MAY 1981	CQ	26
ESP - Spain	CARDONA MARQUEZ Jorge	2 NOV 1987	QR	13
	RUIZ REYES Jose Manuel	16 JUL 1978	QR	4
FRA - France	BOHEAS Mateo	9 OCT 1996	QR	3
GBR - Great Britain	DAYBELL Kim	11 AUG 1992	QR	9
INA - Indonesia	JACOBS Dian David Mickael	21 JUN 1977	CQ	2
MAS - Malaysia	BAKAR Mohamad Azwar	6 AUG 1987	QI	14
NED - Netherlands	HERGELINK Bas	3 MAR 1997	QI	11
POL - Poland	CHOJNOWSKI Patryk	5 APR 1990	CQ	1

Note:

All changes are available in INFO.
(nnn) in 'How Qualified' represents the player's singles world ranking as of September 2016.

Legend:

CQ Continental Qualification **QI** Qualified by Invitation **QR** World Ranking



Draw
Sorteio

GROUP A

Rk	Name	NPC	POL	ESP	CZE	Match Points
1	CHOJNOWSKI Patryk	POL		3:0 (11:3, 15:13, 11:3)	3:1 (12:10, 11:7, 4:11, 11:5)	4
2	CARDONA MARQUEZ Jorge	ESP	0:3 (3:11, 13:15, 3:11)		3:0 (11:3, 11:7, 11:5)	3
3	KARABEC Ivan	CZE	1:3 (10:12, 7:11, 11:4, 5:11)	0:3 (3:11, 7:11, 5:11)		2

GROUP B

Rk	Name	NPC	GBR	INA	NED	Match Points
1	DAYBELL Kim	GBR		3:2 (11:7, 9:11, 14:12, 5:11, 14:12)	3:2 (4:11, 11:8, 11:6, 11:13, 11:5)	4
2	JACOBS Dian David Mickael	INA	2:3 (7:11, 11:9, 12:14, 11:5, 12:14)		3:0 (11:4, 11:3, 11:6)	3
3	HERGELINK Bas	NED	2:3 (11:4, 8:11, 6:11, 13:11, 5:11)	0:3 (4:11, 3:11, 6:11)		2

GROUP C

Rk	Name	NPC	CHN	FRA	MAS	Match Points
1	GE Yang	CHN		3:0 (11:7, 11:9, 11:7)	3:0 (11:9, 11:7, 11:5)	4
2	BOHEAS Mateo	FRA	0:3 (7:11, 9:11, 7:11)		3:1 (11:4, 5:11, 11:9, 14:12)	3
3	BAKAR Mohamad Azwar	MAS	0:3 (9:11, 7:11, 5:11)	1:3 (4:11, 11:5, 9:11, 12:14)		2

GROUP D

Rk	Name	NPC	AUT	ESP	BRA	Match Points
1	GARDOS Krisztian	AUT		3:1 (11:8, 10:12, 11:8, 13:11)	3:2 (9:11, 11:7, 11:4, 9:11, 11:9)	4
2	RUIZ REYES Jose Manuel	ESP	1:3 (8:11, 12:10, 8:11, 11:13)		3:0 (12:10, 11:9, 11:7)	3
3	CARBINATTI Carlos	BRA	2:3 (11:9, 7:11, 4:11, 11:9, 9:11)	0:3 (10:12, 9:11, 7:11)		2

GROUP E

Rk	Name	NPC	BUL	CHN	EGY	Match Points
1	KODJABASHEV Denislav	BUL		3:1 (12:10, 10:12, 11:5, 11:6)	3:0 (11:4, 11:1, 11:5)	4
2	LIAN Hao	CHN	1:3 (10:12, 12:10, 5:11, 6:11)		3:0 (11:4, 11:8, 11:2)	3
3	AHMED Abdelrahman	EGY	0:3 (4:11, 1:11, 5:11)	0:3 (4:11, 8:11, 2:11)		2



Draw
Sorteio

Qualification rule:

First and Second from each group will qualify for the Round 1.

Legend:

Rk Rank



Draw

Sorteio

QUALIFIED FROM GROUPS				
Group	Rk	Name	NPC	Match Points
A	1	CHOJNOWSKI Patryk	POL	4
B	1	DAYBELL Kim	GBR	4
C	1	GE Yang	CHN	4
D	1	GARDOS Krisztian	AUT	4
E	1	KODJABASHEV Denislav	BUL	4
A	2	CARDONA MARQUEZ Jorge	ESP	3
B	2	JACOBS Dian David Mickael	INA	3
C	2	BOHEAS Mateo	FRA	3
D	2	RUIZ REYES Jose Manuel	ESP	3
E	2	LIAN Hao	CHN	3

Round 1	NPC Code	Quarterfinals	Semifinals	Finals
CHOJNOWSKI Patryk	POL	CHOJNOWSKI Patryk		
BYE		CHOJNOWSKI Patryk		
BOHEAS Mateo	FRA	BOHEAS Mateo	CHOJNOWSKI Patryk 3-1 (10:12, 11:8, 14:12, 11:4)	
JACOBS Dian David Mickael	INA	JACOBS Dian David Mickael	CHOJNOWSKI Patryk 3-2 (13:11, 11:9, 7:11, 10:12, 11:5)	
KODJABASHEV Denislav	BUL	KODJABASHEV Denislav	CHOJNOWSKI Patryk 3-0 (11:6, 11:3, 11:7)	
BYE		KODJABASHEV Denislav		
BYE		GARDOS Krisztian	GARDOS Krisztian 3-2 (5:11, 11:8, 11:2, 7:11, 14:12)	
GARDOS Krisztian	AUT	GARDOS Krisztian		
GE Yang	CHN	GE Yang		
BYE		GE Yang		
BYE		GE Yang	GE Yang 3-0 (11:5, 11:9, 11:9)	
CARDONA MARQUEZ Jorge	ESP	CARDONA MARQUEZ J		
LIAN Hao	CHN	LIAN Hao	GE Yang 3-2 (11:9, 10:12, 11:8, 6:11, 11:8)	
RUIZ REYES Jose Manuel	ESP	RUIZ REYES Jose Manuel		
BYE		LIAN Hao	LIAN Hao 3-1 (13:11, 5:11, 11:9, 11:8)	
DAYBELL Kim	GBR	DAYBELL Kim		
			GARDOS Krisztian	
			LIAN Hao	
				GOLD
				GE Yang CHN 3-2 (5:11, 11:8, 8:11, 11:8, 16:14)
				SILVER
				CHOJNOWSKI Patryk POL
				BRONZE
				GARDOS Krisztian AUT 3-0 (11:9, 11:7, 11:4)



Match Results

Resultados da partida

CHOJNOWSKI Patryk (POL) 3-0 CARDONA MARQUEZ Jorge (ESP)

Game Summary		Match	Game 1	Game 2	Game 3	Game 4	Game 5
CHOJNOWSKI Patryk	POL	3	11	15	11		
CARDONA MARQUEZ Jorge	ESP	0	3	13	3		
Duration:		21min	4min	9min	4min		

Match No.: 1 Table: 2

Umpires: KOH Christabel (SIN) CLARO Bruno Augusto (BRA)

Player Statistics	CHOJNOWSKI Patryk (POL)					Match	CARDONA MARQUEZ Jorge (ESP)					Match
	Game						Game					
	1	2	3	4	5		1	2	3	4	5	
Points won	11	15	11			37	3	13	3			19
Biggest lead	8	4	8			8	1	1	1			1
Points won on own serve	5	9	5			19	2	8	2			12
Points lost on own serve	1	5	1			7	6	6	5			17
Most consecutive points won	6	4	8			8	1	5	2			5
Greatest deficit overcome	1	1	1			1	-	-	-			-
Handedness/Grip	Right/						Right/					

Game/Match Statistics	Game					Match
	1	2	3	4	5	
Longest rally (strokes)	11	10	8			11
Average rally	5	5	6			5

Game Progress

1	CHOJNOWSKI Patryk (POL)	0	*1	3	*4	5	*7	9	11									
	CARDONA MARQUEZ Jorge (ESP)	*0	1	*1	2	*3	3	*3	3									
2	CHOJNOWSKI Patryk (POL)	*0	2	*2	4	*4	5	*7	9	*10	10	*10	10	*11	12	*12	12	*13
	CARDONA MARQUEZ Jorge (ESP)	0	*0	2	*2	4	*5	5	*5	6	*8	10	*11	11	*11	12	*13	13
		14	15															
		*13	13															
3	CHOJNOWSKI Patryk (POL)	0	*1	2	*3	5	*7	9	11									
	CARDONA MARQUEZ Jorge (ESP)	0	1	*2	3	*3	3	*3	3									

Note:

The "Greatest deficit overcome" only applies when the player ends up winning the game.

Legend:

No. Number * Server



Match Results

Resultados da partida

JACOBS Dian David Mickael (INA) 3-0 HERGELINK Bas (NED)

Game Summary		Match	Game 1	Game 2	Game 3	Game 4	Game 5
JACOBS Dian David Mickael	INA	3	11	11	11		
HERGELINK Bas	NED	0	4	3	6		
Duration:		14min	4min	4min	4min		

Match No.: 2 Table: 4

Umpires: CHUNG Li-Chuan (TPE) dos SANTOS Danilo (BRA)

Player Statistics	JACOBS Dian David Mickael (INA)					Match	HERGELINK Bas (NED)					Match
	Game						Game					
	1	2	3	4	5		1	2	3	4	5	
Points won	11	11	11			33	4	3	6			13
Biggest lead	7	8	5			8	1	2	-			2
Points won on own serve	5	4	5			14	1	1	3			5
Points lost on own serve	3	2	3			8	6	7	5			18
Most consecutive points won	7	10	5			10	1	2	2			2
Greatest deficit overcome	1	2	-			2	-	-	-			-
Handedness/Grip	Left/						Left/					

Game/Match Statistics	Game					Match
	1	2	3	4	5	
Longest rally (strokes)	6	5	6			6
Average rally	2	3	3			3

Game Progress

1	JACOBS Dian David Mickael (INA)	*0	1	*2	3	*5	7	*9	10	11	
	HERGELINK Bas (NED)	0	*1	2	*3	3	*3	3	*4	4	
2	JACOBS Dian David Mickael (INA)	0	*1	1	*3	5	*7	9	11		
	HERGELINK Bas (NED)	*0	1	*3	3	*3	3	*3	3		
3	JACOBS Dian David Mickael (INA)	0	1	*3	5	*6	7	*8	9	*10	11
	HERGELINK Bas (NED)	0	*1	1	*1	2	*3	4	*5	6	6

Note:

The "Greatest deficit overcome" only applies when the player ends up winning the game.

Legend:

No. Number * Server



Match Results

Resultados da partida

BOHEAS Mateo (FRA) 3-1 BAKAR Mohamad Azwar (MAS)

Game Summary		Match	Game 1	Game 2	Game 3	Game 4	Game 5
BOHEAS Mateo	FRA	3	11	5	11	14	
BAKAR Mohamad Azwar	MAS	1	4	11	9	12	
Duration:		31min	5min	5min	6min	10min	

Match No.: 3 Table: 6

Umpires: KLECKER Roman (CZE) BOTH Flavio (BRA)

Player Statistics	BOHEAS Mateo (FRA)					Match	BAKAR Mohamad Azwar (MAS)					Match
	Game						Game					
	1	2	3	4	5		1	2	3	4	5	
Points won	11	5	11	14		41	4	11	9	12		36
Biggest lead	7	-	7	2		7	-	6	-	2		6
Points won on own serve	5	4	7	8		24	2	7	6	7		22
Points lost on own serve	2	4	3	5		14	5	1	3	6		15
Most consecutive points won	4	3	4	3		4	1	4	5	2		5
Greatest deficit overcome	-	-	-	2		2	-	-	-	-		-
Handedness/Grip	Right/						Left/					

Game/Match Statistics	Game					Match
	1	2	3	4	5	
Longest rally (strokes)	8	6	11	9		11
Average rally	4	4	4	4		4

Game Progress

1	BOHEAS Mateo (FRA)	0	*2	3	*4	5	*7	9	*10	11								
	BAKAR Mohamad Azwar (MAS)	0	0	*1	2	*3	3	*3	4	4								
2	BOHEAS Mateo (FRA)	*0	0	*0	2	*3	4	*4	5	5								
	BAKAR Mohamad Azwar (MAS)	0	*2	4	*4	5	*6	8	*9	11								
3	BOHEAS Mateo (FRA)	0	*2	4	*5	7	*8	8	*8	10	*10	11						
	BAKAR Mohamad Azwar (MAS)	0	0	*0	1	*1	2	*4	6	*6	8	9						
4	BOHEAS Mateo (FRA)	*0	1	*2	3	*4	5	*5	7	*8	9	*10	11	*11	11	*12	13	14
	BAKAR Mohamad Azwar (MAS)	0	*1	2	*3	4	*5	7	*7	8	*9	10	*10	11	*12	12	*12	12

Note:

The "Greatest deficit overcome" only applies when the player ends up winning the game.

Legend:

No. Number * Server



Match Results

Resultados da partida

RUIZ REYES Jose Manuel (ESP) 3-0 CARBINATTI Carlos (BRA)

Game Summary		Match	Game 1	Game 2	Game 3	Game 4	Game 5
RUIZ REYES Jose Manuel	ESP	3	12	11	11		
CARBINATTI Carlos	BRA	0	10	9	7		
Duration:		22min	7min	7min	5min		

Match No.: 4 Table: 8

Umpires: WIEKART Ina (NED) HOPKINS Alan Leslie (AUS)

Player Statistics	RUIZ REYES Jose Manuel (ESP)					Match	CARBINATTI Carlos (BRA)					Match
	Game						Game					
	1	2	3	4	5		1	2	3	4	5	
Points won	12	11	11			34	10	9	7			26
Biggest lead	5	3	4			5	1	4	-			4
Points won on own serve	7	5	7			19	6	4	6			16
Points lost on own serve	4	5	1			10	5	6	4			15
Most consecutive points won	4	4	3			4	5	7	2			7
Greatest deficit overcome	1	4	-			4	-	-	-			-
Handedness/Grip	Left/						Left/					

Game/Match Statistics	Game					Match
	1	2	3	4	5	
Longest rally (strokes)	16	11	12			16
Average rally	5	5	5			5

Game Progress

1	RUIZ REYES Jose Manuel (ESP)	0	*1	3	*4	6	*7	7	*7	8	*9	10	*11	12
	CARBINATTI Carlos (BRA)	*0	1	*1	2	*2	3	*5	7	*8	9	*10	10	10
2	RUIZ REYES Jose Manuel (ESP)	*0	2	*3	3	*3	3	*5	6	*8	10	11		
	CARBINATTI Carlos (BRA)	0	*0	1	*3	5	*7	7	*8	8	*8	9		
3	RUIZ REYES Jose Manuel (ESP)	0	*1	3	*4	5	*6	8	*8	10	11			
	CARBINATTI Carlos (BRA)	*0	1	*1	2	*3	4	*4	6	*6	7			

Note:

The "Greatest deficit overcome" only applies when the player ends up winning the game.

Legend:

No. Number * Server



Match Results

Resultados da partida

LIAN Hao (CHN) 3-0 AHMED Abdelrahman (EGY)

Game Summary		Match	Game 1	Game 2	Game 3	Game 4	Game 5
LIAN Hao	CHN	3	11	11	11		
AHMED Abdelrahman	EGY	0	4	8	2		
Duration:		13min	3min	4min	3min		

Match No.: 5 Table: 2

Umpires: BARROS Mario Paz (BRA) BOUDJEHEM Abdellah (ALG)

Player Statistics	LIAN Hao (CHN)					Match	AHMED Abdelrahman (EGY)					Match
	Game						Game					
	1	2	3	4	5		1	2	3	4	5	
Points won	11	11	11			33	4	8	2			14
Biggest lead	7	4	9			9	-	1	-			1
Points won on own serve	4	5	4			13	1	3	0			4
Points lost on own serve	3	5	2			10	7	6	6			19
Most consecutive points won	6	5	7			7	2	3	1			3
Greatest deficit overcome	-	1	-			1	-	-	-			-
Handedness/Grip	Left/						Right/					

Game/Match Statistics	Game					Match
	1	2	3	4	5	
Longest rally (strokes)	8	10	10			10
Average rally	4	5	5			5

Game Progress

1	LIAN Hao (CHN)	0	*2	4	*6	6	*8	9	*10	11		
	AHMED Abdelrahman (EGY)	*0	0	*0	0	*2	2	*3	4	4		
2	LIAN Hao (CHN)	*0	1	*2	3	*5	7	*8	8	*9	10	11
	AHMED Abdelrahman (EGY)	0	*1	2	*3	3	*3	4	*6	7	*8	8
3	LIAN Hao (CHN)	0	*2	4	*6	7	*9	10	11			
	AHMED Abdelrahman (EGY)	0	0	*0	0	*1	1	*2	2			

Note:

The "Greatest deficit overcome" only applies when the player ends up winning the game.

Legend:

No. Number * Server



Match Results

Resultados da partida

CHOJNOWSKI Patryk (POL) 3-1 KARABEC Ivan (CZE)

Game Summary		Match	Game 1	Game 2	Game 3	Game 4	Game 5
CHOJNOWSKI Patryk	POL	3	12	11	4	11	
KARABEC Ivan	CZE	1	10	7	11	5	
Duration:		28min	8min	5min	5min	5min	

Match No.: 6 Table: 8

Umpires: SEMENOVA Elena (RUS) MUCHA Heike (GER)

Player Statistics	CHOJNOWSKI Patryk (POL)					Match	KARABEC Ivan (CZE)					Match
	Game						Game					
	1	2	3	4	5		1	2	3	4	5	
Points won	12	11	4	11		38	10	7	11	5		33
Biggest lead	2	6	-	6		6	2	1	7	1		7
Points won on own serve	6	8	2	6		22	5	5	6	3		19
Points lost on own serve	5	2	5	2		14	6	3	2	5		16
Most consecutive points won	3	5	2	5		5	2	3	6	1		6
Greatest deficit overcome	2	1	-	1		2	-	-	-	-		-
Handedness/Grip	Right/						Right/					

Game/Match Statistics	Game					Match
	1	2	3	4	5	
Longest rally (strokes)	12	9	14	10		14
Average rally	5	4	5	5		5

Game Progress

1	CHOJNOWSKI Patryk (POL)	0	*1	2	*3	4	*4	5	*7	8	*9	10	*11	12
	KARABEC Ivan (CZE)	*0	1	*2	3	*4	6	*7	7	*8	9	*10	10	10
2	CHOJNOWSKI Patryk (POL)	*0	1	*3	5	*5	7	*8	10	*10	11			
	KARABEC Ivan (CZE)	0	*1	1	*1	3	*3	4	*4	6	7			
3	CHOJNOWSKI Patryk (POL)	0	*0	1	*2	3	*3	3	*4	4				
	KARABEC Ivan (CZE)	*0	2	*3	4	*5	7	*9	10	11				
4	CHOJNOWSKI Patryk (POL)	*0	1	*2	3	*4	6	*7	9	11				
	KARABEC Ivan (CZE)	0	*1	2	*3	4	*4	5	*5	5				

Note:

The "Greatest deficit overcome" only applies when the player ends up winning the game.

Legend:

No. Number

*

Server



Match Results

Resultados da partida

DAYBELL Kim (GBR) 3-2 JACOBS Dian David Mickael (INA)

Game Summary		Match	Game 1	Game 2	Game 3	Game 4	Game 5
DAYBELL Kim	GBR	3	11	9	14	5	14
JACOBS Dian David Mickael	INA	2	7	11	12	11	12
Duration:		52min	7min	7min	10min	6min	12min

Match No.: 7 Table: 2

Umpires: MIRANDA Barjonas (BRA) MONTES Marlos (BRA)

Player Statistics	DAYBELL Kim (GBR)						JACOBS Dian David Mickael (INA)					
	Game					Match	Game					Match
	1	2	3	4	5		1	2	3	4	5	
Points won	11	9	14	5	14	53	7	11	12	11	12	53
Biggest lead	5	4	2	-	3	5	-	2	3	8	1	8
Points won on own serve	7	4	5	2	7	25	4	5	4	5	6	24
Points lost on own serve	3	6	7	6	6	28	4	5	9	3	7	28
Most consecutive points won	5	3	3	5	3	5	4	4	2	8	3	8
Greatest deficit overcome	-	-	3	-	1	3	-	4	-	-	-	4
Handedness/Grip	Left/						Left/					

Game/Match Statistics	Game					Match
	1	2	3	4	5	
Longest rally (strokes)	8	15	16	9	22	22
Average rally	4	6	6	5	7	6

Game Progress

1	DAYBELL Kim (GBR)	*0	1	*3	5	*6	7	*7	8	*9	11							
	JACOBS Dian David Mickael (INA)	0	*1	1	*1	2	*3	5	*6	7	7							
2	DAYBELL Kim (GBR)	0	*2	3	*5	5	*5	6	*7	8	*8	9						
	JACOBS Dian David Mickael (INA)	*0	0	*1	1	*3	5	*6	7	*8	10	11						
3	DAYBELL Kim (GBR)	0	0	*1	2	*3	4	*5	6	*7	8	*10	10	*11	11	*12	13	14
	JACOBS Dian David Mickael (INA)	0	*2	3	*4	5	*6	7	*8	9	*10	10	*11	11	*12	12	*12	12
4	DAYBELL Kim (GBR)	0	*0	0	*0	0	*2	4	*5	5								
	JACOBS Dian David Mickael (INA)	*0	2	*4	6	*8	8	*8	9	11								
5	DAYBELL Kim (GBR)	*0	1	*3	4	*5	6	*7	8	*8	9	*10	10	*11	12	*12	13	14
	JACOBS Dian David Mickael (INA)	0	*1	1	*2	3	*4	5	*6	8	*9	10	*11	11	*11	12	*12	12

Note:
The "Greatest deficit overcome" only applies when the player ends up winning the game.

Legend:
No. Number * Server



Match Results

Resultados da partida

GE Yang (CHN) 3-0 BOHEAS Mateo (FRA)

Game Summary		Match	Game 1	Game 2	Game 3	Game 4	Game 5
GE Yang	CHN	3	11	11	11		
BOHEAS Mateo	FRA	0	7	9	7		
Duration:		24min	6min	6min	7min		

Match No.: 8 Table: 4

Umpires: CLARO Bruno Augusto (BRA) da SILVA Ivam (BRA)

Player Statistics	GE Yang (CHN)					Match	BOHEAS Mateo (FRA)					Match
	Game						Game					
	1	2	3	4	5		1	2	3	4	5	
Points won	11	11	11			33	7	9	7			23
Biggest lead	4	3	5			5	-	1	3			3
Points won on own serve	7	6	7			20	4	5	4			13
Points lost on own serve	3	4	2			9	4	5	4			13
Most consecutive points won	3	3	7			7	2	2	3			3
Greatest deficit overcome	-	1	3			3	-	-	-			-
Handedness/Grip	Left/						Right/					

Game/Match Statistics	Game					Match
	1	2	3	4	5	
Longest rally (strokes)	13	8	10			13
Average rally	4	4	4			4

Game Progress

1	GE Yang (CHN)		*0	2	*3	4	*5	7	*7	8	*10	11	
	BOHEAS Mateo (FRA)		0	*0	1	*2	3	*3	5	*6	6	7	
2	GE Yang (CHN)		0	*1	2	*4	5	*5	7	*8	9	*10	11
	BOHEAS Mateo (FRA)		*0	1	*2	2	*3	5	*5	6	*7	8	9
3	GE Yang (CHN)		0	0	*1	3	*5	7	*7	9	*10	11	
	BOHEAS Mateo (FRA)		0	*2	3	*3	3	*3	5	*5	6	7	

Note:

The "Greatest deficit overcome" only applies when the player ends up winning the game.

Legend:

No. Number * Server



Match Results

Resultados da partida

GARDOS Krisztian (AUT) 3-1 RUIZ REYES Jose Manuel (ESP)

Game Summary		Match	Game 1	Game 2	Game 3	Game 4	Game 5
GARDOS Krisztian	AUT	3	11	10	11	13	
RUIZ REYES Jose Manuel	ESP	1	8	12	8	11	
Duration:		40min	6min	9min	7min	10min	

Match No.: 9 Table: 6

Umpires: HOPKINS Alan Leslie (AUS) KIM Kyunghee (KOR)

Player Statistics	GARDOS Krisztian (AUT)					Match	RUIZ REYES Jose Manuel (ESP)					Match
	Game						Game					
	1	2	3	4	5		1	2	3	4	5	
Points won	11	10	11	13		45	8	12	8	11		39
Biggest lead	3	2	3	5		5	1	2	1	1		2
Points won on own serve	6	5	4	7		22	5	6	3	6		20
Points lost on own serve	3	6	5	5		19	5	5	7	6		23
Most consecutive points won	3	3	3	4		4	2	3	3	3		3
Greatest deficit overcome	1	-	1	1		1	-	2	-	-		2
Handedness/Grip	Right/						Left/					

Game/Match Statistics	Game					Match
	1	2	3	4	5	
Longest rally (strokes)	10	12	21	16		21
Average rally	4	5	5	5		5

Game Progress

1	GARDOS Krisztian (AUT)	0	*1	2	*3	5	*5	7	*8	8	*10	11				
	RUIZ REYES Jose Manuel (ESP)	*0	1	*2	3	*3	5	*5	6	*8	8	8				
2	GARDOS Krisztian (AUT)	*0	1	*2	3	*4	5	*6	8	*9	9	*10	10	10		
	RUIZ REYES Jose Manuel (ESP)	0	*1	2	*3	4	*5	6	*6	7	*9	10	*11	12		
3	GARDOS Krisztian (AUT)	0	*1	2	*3	4	*6	7	*8	8	*10	11				
	RUIZ REYES Jose Manuel (ESP)	*0	1	*2	3	*4	4	*5	6	*8	8	8				
4	GARDOS Krisztian (AUT)	*0	1	*3	4	*6	7	*7	8	*9	10	*10	11	*11	12	13
	RUIZ REYES Jose Manuel (ESP)	0	*1	1	*2	2	*3	5	*6	7	*8	10	*10	11	*11	11

Note:

The "Greatest deficit overcome" only applies when the player ends up winning the game.

Legend:

No.	Number	*	Server
------------	--------	---	--------



Match Results

Resultados da partida

KODJABASHEV Denislav (BUL) 3-1 LIAN Hao (CHN)

Game Summary		Match	Game 1	Game 2	Game 3	Game 4	Game 5
KODJABASHEV Denislav	BUL	3	12	10	11	11	
LIAN Hao	CHN	1	10	12	5	6	
Duration:		26min	6min	6min	4min	5min	

Match No.: 10 Table: 8

Umpires: VILANOVA Flavia (BRA) ARINYE Cecilia Dora (NGR)

Player Statistics	KODJABASHEV Denislav (BUL)					Match	LIAN Hao (CHN)					Match
	Game						Game					
	1	2	3	4	5		1	2	3	4	5	
Points won	12	10	11	11		44	10	12	5	6		33
Biggest lead	3	2	7	5		7	2	2	-	-		2
Points won on own serve	6	8	6	6		26	5	9	3	4		21
Points lost on own serve	5	3	2	2		12	6	2	5	4		17
Most consecutive points won	5	3	4	5		5	4	3	2	2		4
Greatest deficit overcome	2	-	-	-		2	-	2	-	-		2
Handedness/Grip	Left/						Left/					

Game/Match Statistics	Game					Match
	1	2	3	4	5	
Longest rally (strokes)	10	20	7	9		20
Average rally	4	5	4	4		4

Game Progress

1	KODJABASHEV Denislav (BUL)	*0	2	*2	2	*3	5	*7	8	*9	9	*10	11	12
	LIAN Hao (CHN)	0	*0	2	*4	5	*5	5	*6	7	*9	10	*10	10
2	KODJABASHEV Denislav (BUL)	0	*1	3	*3	4	*5	7	*7	9	*9	10	*10	10
	LIAN Hao (CHN)	*0	1	*1	3	*4	5	*5	7	*7	9	*10	11	12
3	KODJABASHEV Denislav (BUL)	*0	2	*4	5	*6	8	*9	10	11				
	LIAN Hao (CHN)	0	*0	0	*1	2	*2	3	*4	5				
4	KODJABASHEV Denislav (BUL)	0	*2	4	*5	6	*6	7	*8	10	11			
	LIAN Hao (CHN)	0	0	*0	1	*2	4	*5	6	*6	6			

Note:
The "Greatest deficit overcome" only applies when the player ends up winning the game.

Legend:
No. Number * Server



Match Results
Resultados da partida

CARDONA MARQUEZ Jorge (ESP) 3-0 KARABEC Ivan (CZE)

Game Summary		Match	Game 1	Game 2	Game 3	Game 4	Game 5
CARDONA MARQUEZ Jorge	ESP	3	11	11	11		
KARABEC Ivan	CZE	0	3	7	5		
Duration:		17min	4min	6min	4min		

Match No.: 11 Table: 4

Umpires: dos SANTOS Danilo (BRA) de PINTO Pietro (ITA)

Player Statistics	CARDONA MARQUEZ Jorge (ESP)					Match	KARABEC Ivan (CZE)					Match
	Game						Game					
	1	2	3	4	5		1	2	3	4	5	
Points won	11	11	11			33	3	7	5			15
Biggest lead	8	4	6			8	1	4	-			4
Points won on own serve	6	3	5			14	1	2	3			6
Points lost on own serve	2	5	2			9	5	8	5			18
Most consecutive points won	6	6	5			6	1	4	2			4
Greatest deficit overcome	1	4	-			4	-	-	-			-
Handedness/Grip	Right/						Right/					

Game/Match Statistics	Game					Match
	1	2	3	4	5	
Longest rally (strokes)	10	20	8			20
Average rally	6	6	4			5

Game Progress

1	CARDONA MARQUEZ Jorge (ESP)	*0	1	*3	4	*5	7	*9	11		
	KARABEC Ivan (CZE)	0	*1	1	*2	3	*3	3	3		
2	CARDONA MARQUEZ Jorge (ESP)	0	*0	0	*2	2	*4	5	*7	9	11
	KARABEC Ivan (CZE)	*0	2	*4	4	*6	6	*7	7	*7	7
3	CARDONA MARQUEZ Jorge (ESP)	0	1	*2	4	*5	6	*7	9	11	
	KARABEC Ivan (CZE)	0	*1	2	*2	3	*4	5	*5	5	

Note:

The "Greatest deficit overcome" only applies when the player ends up winning the game.

Legend:

No. Number * Server



Match Results

Resultados da partida

DAYBELL Kim (GBR) 3-2 HERGELINK Bas (NED)

Game Summary		Match	Game 1	Game 2	Game 3	Game 4	Game 5
DAYBELL Kim	GBR	3	4	11	11	11	11
HERGELINK Bas	NED	2	11	8	6	13	5
Duration:		34min	4min	6min	5min	7min	5min

Match No.: 12 Table: 2

Umpires: CRUZ Lara (BRA) DEMARIO Leonor (BRA)

Player Statistics	DAYBELL Kim (GBR)						HERGELINK Bas (NED)					
	Game					Match	Game					Match
	1	2	3	4	5		1	2	3	4	5	
Points won	4	11	11	11	11	48	11	8	6	13	5	43
Biggest lead	-	6	5	2	6	6	7	1	2	5	2	7
Points won on own serve	3	4	5	6	5	23	6	3	2	7	2	20
Points lost on own serve	5	5	4	6	2	22	1	7	6	5	6	25
Most consecutive points won	1	6	5	5	5	6	4	4	3	4	2	4
Greatest deficit overcome	-	1	2	-	2	2	-	-	-	2	-	2
Handedness/Grip	Left/						Left/					

Game/Match Statistics	Game					Match
	1	2	3	4	5	
Longest rally (strokes)	12	10	10	12	14	14
Average rally	5	5	4	5	6	5

Game Progress

1	DAYBELL Kim (GBR)	*0	0	*0	1	*2	3	*3	4	4								
	HERGELINK Bas (NED)	0	*2	4	*5	6	*7	9	*10	11								
2	DAYBELL Kim (GBR)	0	*1	2	*4	6	*8	8	*9	9	*10	11						
	HERGELINK Bas (NED)	*0	1	*2	2	*2	2	*4	5	*7	8	8						
3	DAYBELL Kim (GBR)	*0	1	*2	2	*4	5	*7	9	*10	11							
	HERGELINK Bas (NED)	0	*1	2	*4	4	*5	5	*5	6	6							
4	DAYBELL Kim (GBR)	0	*0	1	*1	2	*4	5	*7	9	*9	10	*11	11	*11	11		
	HERGELINK Bas (NED)	*0	2	*3	5	*6	6	*7	7	*7	9	*10	10	*11	12	13		
5	DAYBELL Kim (GBR)	0	0	*2	3	*5	7	*8	10	11								
	HERGELINK Bas (NED)	0	*2	2	*3	3	*3	4	*4	5								

Note:

The "Greatest deficit overcome" only applies when the player ends up winning the game.

Legend:

No. Number * Server



Match Results

Resultados da partida

GE Yang (CHN) 3-0 BAKAR Mohamad Azwar (MAS)

Game Summary		Match	Game 1	Game 2	Game 3	Game 4	Game 5
GE Yang	CHN	3	11	11	11		
BAKAR Mohamad Azwar	MAS	0	9	7	5		
Duration:		21min	7min	6min	5min		

Match No.: 13 Table: 6

Umpires: MIRANDA Barjonas (BRA) VARENGOT Yannick (FRA)

Player Statistics	GE Yang (CHN)					Match	BAKAR Mohamad Azwar (MAS)					Match
	Game						Game					
	1	2	3	4	5		1	2	3	4	5	
Points won	11	11	11			33	9	7	5			21
Biggest lead	4	4	6			6	-	2	1			2
Points won on own serve	6	7	6			19	5	6	3			14
Points lost on own serve	4	1	1			6	5	4	5			14
Most consecutive points won	4	4	5			5	3	3	3			3
Greatest deficit overcome	-	2	1			2	-	-	-			-
Handedness/Grip	Left/						Left/					

Game/Match Statistics	Game					Match
	1	2	3	4	5	
Longest rally (strokes)	5	14	7			14
Average rally	3	4	4			4

Game Progress

1	GE Yang (CHN)		*0	2	*4	5	*5	6	*7	9	*10	10	11
	BAKAR Mohamad Azwar (MAS)		0	*0	0	*1	3	*4	5	*5	6	*8	9
2	GE Yang (CHN)		0	*1	2	*2	4	*5	7	*7	9	11	
	BAKAR Mohamad Azwar (MAS)		*0	1	*2	4	*4	5	*5	7	*7	7	
3	GE Yang (CHN)		0	1	*3	5	*5	6	*7	9	11		
	BAKAR Mohamad Azwar (MAS)		0	*1	1	*1	3	*4	5	*5	5		

Note:

The "Greatest deficit overcome" only applies when the player ends up winning the game.

Legend:

No. Number * Server



Match Results

Resultados da partida

GARDOS Krisztian (AUT) 3-2 CARBINATTI Carlos (BRA)

Game Summary		Match	Game 1	Game 2	Game 3	Game 4	Game 5
GARDOS Krisztian	AUT	3	9	11	11	9	11
CARBINATTI Carlos	BRA	2	11	7	4	11	9
Duration:		38min	6min	5min	5min	6min	7min

Match No.: 14 Table: 4

Umpires: KOH Christabel (SIN) SCARR Valerie (NZL)

Player Statistics	GARDOS Krisztian (AUT)						CARBINATTI Carlos (BRA)					
	Game					Match	Game					Match
	1	2	3	4	5		1	2	3	4	5	
Points won	9	11	11	9	11	51	11	7	4	11	9	42
Biggest lead	-	4	7	1	2	7	4	2	1	3	4	4
Points won on own serve	7	7	6	3	5	28	8	4	2	4	4	22
Points lost on own serve	3	3	1	7	5	19	2	4	5	6	6	23
Most consecutive points won	2	4	6	3	4	6	3	2	2	4	5	5
Greatest deficit overcome	-	2	1	-	4	4	-	-	-	1	-	1
Handedness/Grip	Right/						Left/					

Game/Match Statistics	Game					Match
	1	2	3	4	5	
Longest rally (strokes)	7	15	8	9	10	15
Average rally	4	5	5	6	5	5

Game Progress

1	GARDOS Krisztian (AUT)	0	*0	1	*1	2	*3	5	*5	7	*8	9
	CARBINATTI Carlos (BRA)	*0	2	*3	5	*6	7	*7	9	*9	10	11
2	GARDOS Krisztian (AUT)	*0	0	*2	4	*4	6	*7	8	*9	11	
	CARBINATTI Carlos (BRA)	0	*2	2	*2	4	*4	5	*6	7	7	
3	GARDOS Krisztian (AUT)	0	*1	3	*4	5	*6	8	*10	11		
	CARBINATTI Carlos (BRA)	0	1	*1	2	*3	4	*4	4	4		
4	GARDOS Krisztian (AUT)	*0	1	*2	2	*3	4	*6	6	*8	9	9
	CARBINATTI Carlos (BRA)	0	*1	2	*4	5	*6	6	*8	8	*9	11
5	GARDOS Krisztian (AUT)	0	*1	1	*1	3	*5	6	*7	7	*9	11
	CARBINATTI Carlos (BRA)	*0	1	*3	5	*5	5	*6	7	*9	9	9

Note:

The "Greatest deficit overcome" only applies when the player ends up winning the game.

Legend:

No.	Number	*	Server
-----	--------	---	--------



Match Results

Resultados da partida

KODJABASHEV Denislav (BUL) 3-0 AHMED Abdelrahman (EGY)

Game Summary		Match	Game 1	Game 2	Game 3	Game 4	Game 5
KODJABASHEV Denislav	BUL	3	11	11	11		
AHMED Abdelrahman	EGY	0	4	1	5		
Duration:		12min	4min	3min	4min		

Match No.: 15 Table: 2

Umpires: TSE Mei Lan (HKG) RIVERO Ernesto (VEN)

Player Statistics	KODJABASHEV Denislav (BUL)					Match	AHMED Abdelrahman (EGY)					Match
	Game						Game					
	1	2	3	4	5		1	2	3	4	5	
Points won	11	11	11			33	4	1	5			10
Biggest lead	7	10	6			10	-	-	2			2
Points won on own serve	7	6	5			18	3	1	2			6
Points lost on own serve	1	0	3			4	4	5	6			15
Most consecutive points won	6	6	5			6	2	1	2			2
Greatest deficit overcome	-	-	2			2	-	-	-			-
Handedness/Grip	Left/						Right/					

Game/Match Statistics	Game					Match
	1	2	3	4	5	
Longest rally (strokes)	24	11	23			24
Average rally	6	5	7			6

Game Progress

1	KODJABASHEV Denislav (BUL)	*0	2	*4	6	*6	7	*8	10	11
	AHMED Abdelrahman (EGY)	0	*0	0	*0	2	*3	4	*4	4
2	KODJABASHEV Denislav (BUL)	0	*2	4	*5	7	*9	11		
	AHMED Abdelrahman (EGY)	*0	0	*0	1	*1	1	1		
3	KODJABASHEV Denislav (BUL)	*0	0	*2	4	*5	6	*7	9	11
	AHMED Abdelrahman (EGY)	0	*2	2	*2	3	*4	5	*5	5

Note:

The "Greatest deficit overcome" only applies when the player ends up winning the game.

Legend:

No. Number * Server



Match Results

Resultados da partida

LIAN Hao (CHN) 3-1 RUIZ REYES Jose Manuel (ESP)

Game Summary		Match	Game 1	Game 2	Game 3	Game 4	Game 5
LIAN Hao	CHN	3	8	11	11	11	
RUIZ REYES Jose Manuel	ESP	1	11	8	5	8	
Duration:		29min	6min	6min	5min	7min	

Match No.: 20 Table: 4

Umpires: KOH Christabel (SIN) SCARR Valerie (NZL)

Player Statistics	LIAN Hao (CHN)					Match	RUIZ REYES Jose Manuel (ESP)					Match	
	Game						Match	Game					
	1	2	3	4	5			1	2	3	4		5
Points won	8	11	11	11		41	11	8	5	8		32	
Biggest lead	-	5	6	3		6	3	-	-	3		3	
Points won on own serve	4	5	6	5		20	5	4	3	4		16	
Points lost on own serve	6	4	2	4		16	4	6	5	6		21	
Most consecutive points won	2	4	4	4		4	3	4	1	4		4	
Greatest deficit overcome	-	-	-	3		3	-	-	-	-		-	
Handedness/Grip	Left/						Left/						

Game/Match Statistics	Game					Match
	1	2	3	4	5	
Longest rally (strokes)	14	9	15	28		28
Average rally	6	4	5	7		5

Game Progress

1	LIAN Hao (CHN)	*0	0	*1	2	*3	4	*5	6	*7	8	8
	RUIZ REYES Jose Manuel (ESP)	0	*2	3	*4	5	*6	7	*8	9	*10	11
2	LIAN Hao (CHN)	0	*2	3	*5	6	*7	7	*7	9	*10	11
	RUIZ REYES Jose Manuel (ESP)	*0	0	*1	1	*2	3	*5	7	*7	8	8
3	LIAN Hao (CHN)	*0	1	*2	3	*4	6	*7	9	11		
	RUIZ REYES Jose Manuel (ESP)	0	*1	2	*3	4	*4	5	*5	5		
4	LIAN Hao (CHN)	0	*1	1	*2	4	*5	6	*7	8	*10	11
	RUIZ REYES Jose Manuel (ESP)	*0	1	*3	4	*4	5	*6	7	*8	8	8

Note:

The "Greatest deficit overcome" only applies when the player ends up winning the game.

Legend:

No. Number * Server



Match Results

Resultados da partida

BOHEAS Mateo (FRA) 3-2 JACOBS Dian David Mickael (INA)

Game Summary		Match	Game 1	Game 2	Game 3	Game 4	Game 5
BOHEAS Mateo	FRA	3	13	11	7	10	11
JACOBS Dian David Mickael	INA	2	11	9	11	12	5
Duration:		39min	7min	7min	6min	7min	6min

Match No.: 23 Table: 2

Umpires: LU Hong (CHN) LARROZA Andres (PAR)

Player Statistics	BOHEAS Mateo (FRA)						JACOBS Dian David Mickael (INA)					
	Game					Match	Game					Match
	1	2	3	4	5		1	2	3	4	5	
Points won	13	11	7	10	11	52	11	9	11	12	5	48
Biggest lead	4	3	-	-	6	6	2	1	6	3	-	6
Points won on own serve	6	6	2	4	6	24	5	5	3	5	4	22
Points lost on own serve	6	4	8	7	1	26	7	5	5	6	4	27
Most consecutive points won	3	4	3	3	4	4	4	3	3	3	2	4
Greatest deficit overcome	2	1	-	-	-	2	-	-	-	-	-	-
Handedness/Grip	Right/						Left/					

Game/Match Statistics	Game					Match
	1	2	3	4	5	
Longest rally (strokes)	18	10	11	13	10	18
Average rally	4	5	5	5	6	5

Game Progress

1	BOHEAS Mateo (FRA)	*0	0	*2	3	*5	6	*7	9	*9	10	*10	10	*11	12	13
	JACOBS Dian David Mickael (INA)	0	*2	2	*3	3	*4	5	*5	7	*8	10	*11	11	*11	11
2	BOHEAS Mateo (FRA)	0	*1	2	*4	5	*5	7	*8	9	*10	11				
	JACOBS Dian David Mickael (INA)	*0	1	*2	2	*3	5	*5	6	*7	8	9				
3	BOHEAS Mateo (FRA)	*0	0	*1	2	*3	3	*4	4	*6	7					
	JACOBS Dian David Mickael (INA)	0	*2	3	*4	5	*7	8	*10	10	11					
4	BOHEAS Mateo (FRA)	0	*0	1	*3	4	*5	5	*7	7	*8	10	*10	10		
	JACOBS Dian David Mickael (INA)	*0	2	*3	3	*4	5	*7	7	*9	10	*10	11	12		
5	BOHEAS Mateo (FRA)	0	2	*2	4	*4	6	*8	9	11						
	JACOBS Dian David Mickael (INA)	0	*0	2	*2	4	*4	4	*5	5						

Note:

The "Greatest deficit overcome" only applies when the player ends up winning the game.

Legend:

No. Number * Server



Match Results

Resultados da partida

CHOJNOWSKI Patryk (POL) 3-1 BOHEAS Mateo (FRA)

Game Summary		Match	Game 1	Game 2	Game 3	Game 4	Game 5
CHOJNOWSKI Patryk	POL	3	10	11	14	11	
BOHEAS Mateo	FRA	1	12	8	12	4	
Duration:		37min	8min	7min	9min	5min	

Match No.: 24 Table: 4

Umpires: RIVERO Ernesto (VEN) TSE Mei Lan (HKG)

Player Statistics	CHOJNOWSKI Patryk (POL)					Match	BOHEAS Mateo (FRA)					Match
	Game						Game					
	1	2	3	4	5		1	2	3	4	5	
Points won	10	11	14	11		46	12	8	12	4		36
Biggest lead	1	3	2	7		7	3	2	2	-		3
Points won on own serve	6	5	8	5		24	7	3	7	1		18
Points lost on own serve	5	5	5	3		18	4	6	6	6		22
Most consecutive points won	3	4	4	3		4	3	3	3	1		3
Greatest deficit overcome	-	2	2	-		2	1	-	-	-		1
Handedness/Grip	Right/						Right/					

Game/Match Statistics	Game					Match
	1	2	3	4	5	
Longest rally (strokes)	24	9	11	8		24
Average rally	5	4	4	5		4

Game Progress

1	CHOJNOWSKI Patryk (POL)	0	*0	1	*3	3	*4	6	*6	8	*9	10	*10	10				
	BOHEAS Mateo (FRA)	*0	2	*3	3	*5	6	*6	8	*8	9	*10	11	12				
2	CHOJNOWSKI Patryk (POL)	*0	1	*2	2	*4	6	*7	8	*9	10	11						
	BOHEAS Mateo (FRA)	0	*1	2	*4	4	*4	5	*6	7	*8	8						
3	CHOJNOWSKI Patryk (POL)	0	*1	2	*3	4	*4	6	*8	8	*9	10	*10	11	*11	12	*13	14
	BOHEAS Mateo (FRA)	*0	1	*2	3	*4	6	*6	6	*8	9	*10	11	*11	12	*12	12	12
4	CHOJNOWSKI Patryk (POL)	*0	2	*3	4	*6	7	*9	10	11								
	BOHEAS Mateo (FRA)	0	*0	1	*2	2	*3	3	*4	4								

Note:

The "Greatest deficit overcome" only applies when the player ends up winning the game.

Legend:

No. Number * Server



Match Results

Resultados da partida

GARDOS Krisztian (AUT) 3-2 KODJABASHEV Denislav (BUL)

Game Summary		Match	Game 1	Game 2	Game 3	Game 4	Game 5
GARDOS Krisztian	AUT	3	5	11	11	7	14
KODJABASHEV Denislav	BUL	2	11	8	2	11	12
Duration:		36min	4min	6min	4min	6min	9min

Match No.: 25 Table: 2

Umpires: LARROZA Andres (PAR) LU Hong (CHN)

Player Statistics	GARDOS Krisztian (AUT)						KODJABASHEV Denislav (BUL)					
	Game					Match	Game					Match
	1	2	3	4	5		1	2	3	4	5	
Points won	5	11	11	7	14	48	11	8	2	11	12	44
Biggest lead	2	4	9	3	3	9	6	-	-	4	3	6
Points won on own serve	2	4	5	4	7	22	5	2	1	5	6	19
Points lost on own serve	6	6	1	6	6	25	3	7	6	3	7	26
Most consecutive points won	2	3	9	3	5	9	4	2	1	4	4	4
Greatest deficit overcome	-	-	-	-	3	3	2	-	-	3	-	3
Handedness/Grip	Right/						Left/					

Game/Match Statistics	Game					Match
	1	2	3	4	5	
Longest rally (strokes)	15	9	5	11	19	19
Average rally	4	4	3	4	5	4

Game Progress

1	GARDOS Krisztian (AUT)	0	*2	2	*2	3	*3	4	*5	5								
	KODJABASHEV Denislav (BUL)	*0	0	*2	4	*5	7	*8	9	11								
2	GARDOS Krisztian (AUT)	*0	1	*3	4	*5	6	*7	8	*10	10	11						
	KODJABASHEV Denislav (BUL)	0	*1	1	*2	3	*4	5	*6	6	*8	8						
3	GARDOS Krisztian (AUT)	0	*1	3	*5	7	*9	10	11									
	KODJABASHEV Denislav (BUL)	*0	1	*1	1	*1	1	*2	2									
4	GARDOS Krisztian (AUT)	*0	2	*3	3	*4	5	*5	6	*7	7							
	KODJABASHEV Denislav (BUL)	0	*0	1	*3	4	*5	7	*8	9	11							
5	GARDOS Krisztian (AUT)	0	*1	1	*2	3	*5	7	*8	9	*10	10	*10	11	*11	12	*13	14
	KODJABASHEV Denislav (BUL)	*0	1	*3	4	*5	5	*5	6	*7	8	*10	11	*11	12	*12	12	12

Note:

The "Greatest deficit overcome" only applies when the player ends up winning the game.

Legend:

No. Number * Server



Match Results

Resultados da partida

GE Yang (CHN) 3-0 CARDONA MARQUEZ Jorge (ESP)

Game Summary		Match	Game 1	Game 2	Game 3	Game 4	Game 5
GE Yang	CHN	3	11	11	11		
CARDONA MARQUEZ Jorge	ESP	0	5	9	9		
Duration:		26min	6min	8min	7min		

Match No.: 26 Table: 6

Umpires: BOGREN Ingrid (SWE) ARINYE Cecilia Dora (NGR)

Player Statistics	GE Yang (CHN)					Match	CARDONA MARQUEZ Jorge (ESP)					Match
	Game						Game					
	1	2	3	4	5		1	2	3	4	5	
Points won	11	11	11			33	5	9	9			23
Biggest lead	6	2	4			6	1	3	2			3
Points won on own serve	6	6	5			17	3	5	4			12
Points lost on own serve	2	4	5			11	5	5	6			16
Most consecutive points won	4	4	4			4	2	3	4			4
Greatest deficit overcome	1	3	2			3	-	-	-			-
Handedness/Grip	Left/						Right/					

Game/Match Statistics	Game					Match
	1	2	3	4	5	
Longest rally (strokes)	13	18	8			18
Average rally	4	5	4			4

Game Progress

1	GE Yang (CHN)	0	*1	2	*4	6	*6	7	*9	11		
	CARDONA MARQUEZ Jorge (ESP)	*0	1	*2	2	*2	4	*5	5	5		
2	GE Yang (CHN)	*0	1	*2	2	*3	4	*5	7	*7	9	11
	CARDONA MARQUEZ Jorge (ESP)	0	*1	2	*4	5	*6	7	*7	9	*9	9
3	GE Yang (CHN)	0	*1	3	*5	5	*6	7	*7	7	*9	11
	CARDONA MARQUEZ Jorge (ESP)	*0	1	*1	1	*3	4	*5	7	*9	9	9

Note:

The "Greatest deficit overcome" only applies when the player ends up winning the game.

Legend:

No. Number * Server



Match Results

Resultados da partida

LIAN Hao (CHN) 3-1 DAYBELL Kim (GBR)

Game Summary		Match	Game 1	Game 2	Game 3	Game 4	Game 5
LIAN Hao	CHN	3	13	5	11	11	
DAYBELL Kim	GBR	1	11	11	9	8	
Duration:		33min	7min	6min	8min	6min	

Match No.: 27 Table: 8

Umpires: SEMENOVA Elena (RUS) RAGAB Elsayed (EGY)

Player Statistics	LIAN Hao (CHN)					Match	DAYBELL Kim (GBR)					Match
	Game						Game					
	1	2	3	4	5		1	2	3	4	5	
Points won	13	5	11	11		40	11	11	9	8		39
Biggest lead	3	-	4	3		4	1	7	2	3		7
Points won on own serve	9	3	7	5		24	7	6	6	3		22
Points lost on own serve	3	5	3	5		16	4	2	4	6		16
Most consecutive points won	3	2	4	4		4	2	4	3	2		4
Greatest deficit overcome	1	-	2	3		3	-	-	-	-		-
Handedness/Grip	Left/						Left/					

Game/Match Statistics	Game					Match
	1	2	3	4	5	
Longest rally (strokes)	21	35	23	13		35
Average rally	6	8	8	5		7

Game Progress

1	LIAN Hao (CHN)	0	*1	3	*4	5	*6	7	*7	9	*9	10	*10	11	*12	13
	DAYBELL Kim (GBR)	0	1	*1	2	*3	4	*5	7	*7	9	*10	11	*11	11	11
2	LIAN Hao (CHN)	*0	0	*0	1	*2	3	*3	4	5						
	DAYBELL Kim (GBR)	0	*2	4	*5	6	*7	9	*10	11						
3	LIAN Hao (CHN)	0	*0	2	*3	4	*6	7	*8	10	*10	11				
	DAYBELL Kim (GBR)	*0	2	*2	3	*4	4	*5	6	*6	8	9				
4	LIAN Hao (CHN)	*0	0	*1	2	*4	5	*6	8	*9	10	11				
	DAYBELL Kim (GBR)	0	*2	3	*4	4	*5	6	*6	7	*8	8				

Note:

The "Greatest deficit overcome" only applies when the player ends up winning the game.

Legend:

No. Number * Server



Match Results

Resultados da partida

CHOJNOWSKI Patryk (POL) 3-0 GARDOS Krisztian (AUT)

Game Summary		Match	Game 1	Game 2	Game 3	Game 4	Game 5
CHOJNOWSKI Patryk	POL	3	11	11	11		
GARDOS Krisztian	AUT	0	6	3	7		
Duration:		19min	5min	4min	6min		

Match No.: 28 Table: 2

Umpires: KOH Christabel (SIN) SCARR Valerie (NZL)

Player Statistics	CHOJNOWSKI Patryk (POL)					Match	GARDOS Krisztian (AUT)					Match
	Game						Game					
	1	2	3	4	5		1	2	3	4	5	
Points won	11	11	11			33	6	3	7			16
Biggest lead	6	9	4			9	-	-	3			3
Points won on own serve	6	6	5			17	4	1	3			8
Points lost on own serve	2	2	3			7	5	5	6			16
Most consecutive points won	5	9	5			9	2	2	3			3
Greatest deficit overcome	-	-	3			3	-	-	-			-
Handedness/Grip	Right/						Right/					

Game/Match Statistics	Game					Match
	1	2	3	4	5	
Longest rally (strokes)	10	12	7			12
Average rally	4	4	4			4

Game Progress

1	CHOJNOWSKI Patryk (POL)	0	*1	3	*5	6	*7	9	*9	10	11
	GARDOS Krisztian (AUT)	*0	1	*1	1	*2	3	*3	5	*6	6
2	CHOJNOWSKI Patryk (POL)	*0	2	*4	6	*8	9	*10	11		
	GARDOS Krisztian (AUT)	0	*0	0	*0	0	*1	2	3		
3	CHOJNOWSKI Patryk (POL)	0	*0	2	*3	3	*4	6	*8	9	11
	GARDOS Krisztian (AUT)	0	2	*2	3	*5	6	*6	6	*7	7

Note:

The "Greatest deficit overcome" only applies when the player ends up winning the game.

Legend:

No. Number * Server



Match Results

Resultados da partida

GE Yang (CHN) 3-2 LIAN Hao (CHN)

Game Summary		Match	Game 1	Game 2	Game 3	Game 4	Game 5
GE Yang	CHN	3	11	10	11	6	11
LIAN Hao	CHN	2	9	12	8	11	8
Duration:		38min	6min	6min	6min	5min	6min

Match No.: 29 Table: 4

Umpires: HIGASHIJIMA Masae (JPN) MEIER Michael (USA)

Player Statistics	GE Yang (CHN)						LIAN Hao (CHN)					
	Game					Match	Game					Match
	1	2	3	4	5		1	2	3	4	5	
Points won	11	10	11	6	11	49	9	12	8	11	8	48
Biggest lead	3	3	6	-	3	6	-	2	-	5	1	5
Points won on own serve	5	6	8	3	4	26	4	7	6	6	3	26
Points lost on own serve	5	5	2	5	5	22	6	4	3	3	6	22
Most consecutive points won	3	4	3	1	3	4	2	4	6	4	2	6
Greatest deficit overcome	-	-	-	-	1	1	-	3	-	-	-	3
Handedness/Grip	Left/						Left/					

Game/Match Statistics	Game					Match
	1	2	3	4	5	
Longest rally (strokes)	13	10	13	7	10	13
Average rally	6	5	5	4	5	5

Game Progress

1	GE Yang (CHN)	0	*2	2	*4	5	*5	7	*8	9	*10	11		
	LIAN Hao (CHN)	*0	0	*2	2	*3	5	*5	6	*7	8	9		
2	GE Yang (CHN)	0	*1	2	*3	4	*5	7	*8	9	*9	10	*10	10
	LIAN Hao (CHN)	*0	1	*2	3	*4	5	*5	6	*7	9	*10	11	12
3	GE Yang (CHN)	*0	2	*3	5	*6	8	*8	8	*8	10	11		
	LIAN Hao (CHN)	0	*0	1	*1	2	*2	4	*6	8	*8	8		
4	GE Yang (CHN)	0	*0	0	*1	2	*3	4	*5	6	6			
	LIAN Hao (CHN)	*0	2	*4	5	*6	7	*8	9	*10	11			
5	GE Yang (CHN)	0	1	*2	3	*4	5	*7	7	*8	10	11		
	LIAN Hao (CHN)	0	*1	2	*3	4	*5	5	*7	8	*8	8		

Note:

The "Greatest deficit overcome" only applies when the player ends up winning the game.

Legend:

No. Number * Server



Match Results

Resultados da partida

GARDOS Krisztian (AUT) 3-0 LIAN Hao (CHN)

Game Summary		Match	Game 1	Game 2	Game 3	Game 4	Game 5
GARDOS Krisztian	AUT	3	11	11	11		
LIAN Hao	CHN	0	9	7	4		
Duration:		20min	5min	6min	6min		

Match No.: 30 Table: 4

Umpires: VARENGOT Yannick (FRA) CRUZ Lara (BRA)

Player Statistics	GARDOS Krisztian (AUT)					Match	LIAN Hao (CHN)					Match
	Game						Game					
	1	2	3	4	5		1	2	3	4	5	
Points won	11	11	11			33	9	7	4			20
Biggest lead	3	4	7			7	1	2	-			2
Points won on own serve	5	5	6			16	4	4	2			10
Points lost on own serve	5	3	2			10	6	6	5			17
Most consecutive points won	4	4	7			7	3	2	2			3
Greatest deficit overcome	1	2	-			2	-	-	-			-
Handedness/Grip	Right/						Left/					

Game/Match Statistics	Game					Match
	1	2	3	4	5	
Longest rally (strokes)	6	10	23			23
Average rally	4	4	6			5

Game Progress

1	GARDOS Krisztian (AUT)	*0	1	*3	4	*5	6	*6	7	*9	10	11
	LIAN Hao (CHN)	0	*1	1	*2	3	*4	6	*7	7	*8	9
2	GARDOS Krisztian (AUT)	0	*0	1	*3	4	*6	7	*8	10	11	
	LIAN Hao (CHN)	*0	2	*3	3	*4	4	*5	6	*6	7	
3	GARDOS Krisztian (AUT)	*0	2	*3	3	*4	6	*8	10	11		
	LIAN Hao (CHN)	0	*0	1	*3	4	*4	4	*4	4		

Note:

The "Greatest deficit overcome" only applies when the player ends up winning the game.

Legend:

No. Number * Server



Match Results

Resultados da partida

GE Yang (CHN) 3-2 CHOJNOWSKI Patryk (POL)

Game Summary		Match	Game 1	Game 2	Game 3	Game 4	Game 5
GE Yang	CHN	3	5	11	8	11	16
CHOJNOWSKI Patryk	POL	2	11	8	11	8	14
Duration:		48min	5min	7min	7min	7min	13min

Match No.: 31 Table: 2

Umpires: WONG Jeffrey (CAN) MATOS Ravi (BRA)

Player Statistics	GE Yang (CHN)						CHOJNOWSKI Patryk (POL)					
	Game					Match	Game					Match
	1	2	3	4	5		1	2	3	4	5	
Points won	5	11	8	11	16	51	11	8	11	8	14	52
Biggest lead	2	3	3	3	2	3	6	1	3	-	1	6
Points won on own serve	4	6	3	6	9	28	7	5	4	5	8	29
Points lost on own serve	4	3	7	3	5	22	1	5	5	5	7	23
Most consecutive points won	2	3	3	2	3	3	7	2	6	2	3	7
Greatest deficit overcome	-	1	-	-	1	1	2	-	3	-	-	3
Handedness/Grip	Left/						Right/					

Game/Match Statistics	Game					Match
	1	2	3	4	5	
Longest rally (strokes)	9	8	9	11	13	13
Average rally	4	4	4	5	5	4

Game Progress

1	GE Yang (CHN)	*0	2	*2	3	*3	3	*3	4	5									
	CHOJNOWSKI Patryk (POL)	0	*0	2	*3	5	*7	9	*10	11									
2	GE Yang (CHN)	0	*2	3	*3	4	*5	7	*8	9	*10	11							
	CHOJNOWSKI Patryk (POL)	*0	0	*1	3	*4	5	*5	6	*7	8	8							
3	GE Yang (CHN)	*0	1	*3	3	*5	6	*6	6	*7	8	8							
	CHOJNOWSKI Patryk (POL)	0	*1	1	*3	3	*4	6	*8	9	*10	11							
4	GE Yang (CHN)	0	*1	2	*4	5	*5	7	*8	9	*10	11							
	CHOJNOWSKI Patryk (POL)	*0	1	*2	2	*3	5	*5	6	*7	8	8							
5	GE Yang (CHN)	0	1	*2	3	*4	5	*6	7	*8	10	*10	10	*11	12	*12	12	*13	
	CHOJNOWSKI Patryk (POL)	0	*1	2	*3	4	*5	6	*7	8	*8	10	*11	11	*11	12	*13	13	
		14	*14	15	16														
		*13	14	*14	14														

Note:

The "Greatest deficit overcome" only applies when the player ends up winning the game.

Legend:

No. Number * Server



Player Statistics

Estatísticas dos atletas

As of MON 12 SEP 2016

Players	NPC	Matches				Games				Match Duration	
		Played	Won	Lost	%Won	Played	Won	Lost	%Won	All	Average
AHMED Abdelrahman Right Cl10	EGY	2	0	2	0%	6	0	6	0%	25min	13min
		Points Won				Points Lost					
		Total	Own Serve: 10		Most Consecutive: 3		Total	Own Serve: 34		Most Consecutive: 7	
		24	Opp. Serve: 14		GDO: 0		65	Opp. Serve: 31		GLL: 2	
BAKAR Mohamad Azwar Left Cl10	MAS	2	0	2	0%	7	1	6	14%	52min	26min
		Points Won				Points Lost					
		Total	Own Serve: 36		Most Consecutive: 5		Total	Own Serve: 29		Most Consecutive: 5	
		56	Opp. Serve: 20		GDO: 0		72	Opp. Serve: 43		GLL: 2	
BOHEAS Mateo Right Cl10	FRA	4	2	2	50%	16	7	9	44%	2h11min	33min
		Points Won				Points Lost					
		Total	Own Serve: 79		Most Consecutive: 4		Total	Own Serve: 75		Most Consecutive: 7	
		148	Opp. Serve: 69		GDO: 2		163	Opp. Serve: 88		GLL: 3	
CARBINATTI Carlos Left Cl10	BRA	2	0	2	0%	8	2	6	25%	1h0min	30min
		Points Won				Points Lost					
		Total	Own Serve: 38		Most Consecutive: 7		Total	Own Serve: 38		Most Consecutive: 6	
		67	Opp. Serve: 29		GDO: 1		85	Opp. Serve: 47		GLL: 4	
CARDONA MARQUEZ J Right Cl10	ESP	3	1	2	33%	9	3	6	33%	1h4min	21min
		Points Won				Points Lost					
		Total	Own Serve: 38		Most Consecutive: 6		Total	Own Serve: 42		Most Consecutive: 8	
		74	Opp. Serve: 36		GDO: 4		84	Opp. Serve: 42		GLL: 3	
CHOJNOWSKI Patryk Right Cl10	POL	5	4	1	80%	19	14	5	74%	2h33min	31min
		Points Won				Points Lost					
		Total	Own Serve: 111		Most Consecutive: 9		Total	Own Serve: 69		Most Consecutive: 6	
		204	Opp. Serve: 93		GDO: 3		154	Opp. Serve: 85		GLL: 1	
DAYBELL Kim Left Cl10	GBR	3	2	1	67%	14	7	7	50%	1h59min	40min
		Points Won				Points Lost					
		Total	Own Serve: 70		Most Consecutive: 6		Total	Own Serve: 66		Most Consecutive: 8	
		139	Opp. Serve: 69		GDO: 3		134	Opp. Serve: 68		GLL: 4	



Player Statistics

Estatísticas dos atletas

As of MON 12 SEP 2016

Players	NPC	Matches				Games				Match Duration				
		Played	Won	Lost	%Won	Played	Won	Lost	%Won	All	Average			
GARDOS Krisztian Right Cl10	AUT	5	4	1	80%	20	12	8	60%	2h33min	31min			
		Points Won				Points Lost								
		Total	Own Serve: 96			Most Consecutive: 9			Total	Own Serve: 89			Most Consecutive: 9	
		192	Opp. Serve: 96			GDO: 4			177	Opp. Serve: 88			GLL: 3	
GE Yang Left Cl10	CHN	Matches				Games				Match Duration				
		Played	Won	Lost	%Won	Played	Won	Lost	%Won	All	Average			
		5	5	0	100%	19	15	4	79%	2h37min	31min			
		Points Won				Points Lost								
Total	Own Serve: 110			Most Consecutive: 7			Total	Own Serve: 70			Most Consecutive: 7			
198	Opp. Serve: 88			GDO: 3			164	Opp. Serve: 94			GLL: 3			
HERGELINK Bas Left Cl10	NED	Matches				Games				Match Duration				
		Played	Won	Lost	%Won	Played	Won	Lost	%Won	All	Average			
		2	0	2	0%	8	2	6	25%	48min	24min			
		Points Won				Points Lost								
Total	Own Serve: 25			Most Consecutive: 4			Total	Own Serve: 43			Most Consecutive: 10			
55	Opp. Serve: 30			GDO: 2			80	Opp. Serve: 37			GLL: 2			
JACOBS DDM Left Cl10	INA	Matches				Games				Match Duration				
		Played	Won	Lost	%Won	Played	Won	Lost	%Won	All	Average			
		3	1	2	33%	13	7	6	54%	1h45min	35min			
		Points Won				Points Lost								
Total	Own Serve: 60			Most Consecutive: 10			Total	Own Serve: 63			Most Consecutive: 5			
132	Opp. Serve: 72			GDO: 4			117	Opp. Serve: 54			GLL: 3			
KARABEC Ivan Right Cl10	CZE	Matches				Games				Match Duration				
		Played	Won	Lost	%Won	Played	Won	Lost	%Won	All	Average			
		2	0	2	0%	7	1	6	14%	45min	23min			
		Points Won				Points Lost								
Total	Own Serve: 25			Most Consecutive: 6			Total	Own Serve: 34			Most Consecutive: 6			
48	Opp. Serve: 23			GDO: 0			70	Opp. Serve: 36			GLL: 4			
KODJABASHEV Denislav Left Cl10	BUL	Matches				Games				Match Duration				
		Played	Won	Lost	%Won	Played	Won	Lost	%Won	All	Average			
		3	2	1	67%	12	8	4	67%	1h14min	25min			
		Points Won				Points Lost								
Total	Own Serve: 63			Most Consecutive: 6			Total	Own Serve: 42			Most Consecutive: 9			
120	Opp. Serve: 57			GDO: 3			91	Opp. Serve: 49			GLL: 3			
LIAN Hao Left Cl10	CHN	Matches				Games				Match Duration				
		Played	Won	Lost	%Won	Played	Won	Lost	%Won	All	Average			
		6	3	3	50%	23	12	11	52%	2h39min	27min			
		Points Won				Points Lost								
Total	Own Serve: 114			Most Consecutive: 7			Total	Own Serve: 98			Most Consecutive: 7			
214	Opp. Serve: 100			GDO: 3			208	Opp. Serve: 110			GLL: 2			



Player Statistics
Estatísticas dos atletas

As of MON 12 SEP 2016

Players	NPC	Matches				Games				Match Duration	
		Played	Won	Lost	%Won	Played	Won	Lost	%Won	All	Average
RUIZ REYES Jose Manuel	ESP	3	1	2	33%	11	5	6	45%	1h31min	30min
Left		Points Won						Points Lost			
Cl10		Total	Own Serve:	55	Most Consecutive:	4	Total	Own Serve:	54	Most Consecutive:	7
		105	Opp. Serve:	50	GDO:	4	112	Opp. Serve:	58	GLL:	3

Note:
The "Greatest deficit overcome" only applies when the player ends up winning the game and "Greatest lead lost" only when losing.

Legend:
GDO Greatest deficit overcome **GLL** Greatest lead lost **Opp.** Opponent's



Tournament Statistics

Estatísticas do torneio

As of MON 12 SEP 2016

Statistics	Preliminaries	Round 1	Quarterfinals	Semifinals	Finals	Total
Matches						
Total	15	2	4	2	2	25
Game Margin: 3:0	8 53%		1 25%	1 50%	1 50%	11 44%
3:1	4 27%	1 50%	2 50%			7 28%
3:2	3 20%	1 50%	1 25%	1 50%	1 50%	7 28%
Invalid Results Mark						
Duration: Total	6h33min	1h8min	2h12min	57min	1h8min	11h58min
Longest	52min	39min	37min	38min	48min	52min
Shortest	12min	29min	26min	19min	20min	12min
Average	26min	34min	33min	29min	34min	29min
Games						
Total	55	9	16	8	8	96
Point Margin: 11						
10	1 2%					1 1%
9	1 2%		1 6%			2 2%
8	4 7%			1 13%		5 5%
7	7 13%		1 6%		1 13%	9 9%
6	8 15%	2 22%	3 19%		1 13%	14 15%
5	3 5%			2 25%		5 5%
4	8 15%	1 11%	1 6%	1 13%	1 13%	12 13%
3	4 7%	3 33%	3 19%	2 25%	3 38%	15 16%
2	19 35%	3 33%	7 44%	2 25%	2 25%	33 34%
Invalid Results Mark						
Duration: Total	5h20min	57min	1h46min	44min	56min	9h43min
Longest	12min	7min	9min	6min	13min	13min
Shortest	3min	5min	4min	4min	5min	3min
Average	6min	6min	7min	6min	7min	6min
Points						
Total	1009	173	309	146	156	1793
Per game	18.35	19.22	19.31	18.25	19.50	18.68
Most consecutive won	10	4	9	9	7	10
Greatest deficit overcome	4	3	3	3	3	4
Longest rally	24	28	35	13	23	35
Average rally	5	5	5	5	4	5

Note:

The "Greatest deficit overcome" only applies when the player ends up winning the game.



Entry List by Event

As of MON 5 SEP 2016

NPC	Name	Date of Birth	How Qualified	World Ranking
AUS - Australia	von EINEM Sam	21 JUN 1995	QR	6
BEL - Belgium	van ACKER Florian	28 FEB 1997	CQ	1
ESP - Spain	CUESTA MARTINEZ Eduardo	8 MAY 1985	QR	2
FRA - France	CREANGE Lucas	26 OCT 1992	QR	4
	PEREIRA LEAL Pascal	5 JAN 1982	QR	5
HUN - Hungary	PALOS Peter	31 AUG 1985	QR	3
JPN - Japan	TAKEMORI Takeshi	10 OCT 1993	QR	8
KOR - Republic of Korea	KIM Gi-Tae	20 MAY 1998	CQ	10
	SON Byeong-Jun	14 OCT 1995	QR	9
UKR - Ukraine	NAVROTSKYI Andrii	1 OCT 1995	QR	7
VEN - Venezuela	MARTINEZ Denisos	8 SEP 1989	QI	32

Note:

All changes are available in INFO.
(nnn) in 'How Qualified' represents the player's singles world ranking as of September 2016.

Legend:

CQ Continental Qualification **QI** Qualified by Invitation **QR** World Ranking



Draw
Sorteio

GROUP A

Rk	Name	NPC	BEL	KOR	JPN	Match Points
1	van ACKER Florian	BEL		3:1 (11:7, 11:5, 10:12, 11:8)	3:1 (11:6, 9:11, 14:12, 11:9)	4
2	SON Byeong-Jun	KOR	1:3 (7:11, 5:11, 12:10, 8:11)		3:1 (11:9, 9:11, 11:5, 11:9)	3
3	TAKEMORI Takeshi	JPN	1:3 (6:11, 11:9, 12:14, 9:11)	1:3 (9:11, 11:9, 5:11, 9:11)		2

GROUP B

Rk	Name	NPC	KOR	UKR	ESP	Match Points
1	KIM Gi-Tae	KOR		1:3 (8:11, 9:11, 13:11, 7:11)	3:0 (11:3, 11:4, 11:7)	3
2	NAVROTSKYI Andrii	UKR	3:1 (11:8, 11:9, 11:13, 11:7)		2:3 (4:11, 11:4, 11:7, 8:11, 9:11)	3
3	CUESTA MARTINEZ Eduardo	ESP	0:3 (3:11, 4:11, 7:11)	3:2 (11:4, 4:11, 7:11, 11:8, 11:9)		3

GROUP C

Rk	Name	NPC	HUN	FRA	VEN	Match Points
1	PALOS Peter	HUN		3:1 (11:8, 6:11, 11:6, 16:14)	3:0 (11:5, 11:4, 11:7)	4
2	PEREIRA LEAL Pascal	FRA	1:3 (8:11, 11:6, 6:11, 14:16)		3:0 (11:6, 11:3, 11:3)	3
3	MARTINEZ Denisos	VEN	0:3 (5:11, 4:11, 7:11)	0:3 (6:11, 3:11, 3:11)		2

GROUP D

Rk	Name	NPC	AUS	FRA	Match Points
1	von EINEM Samuel	AUS		3:1 (14:12, 6:11, 11:7, 11:9)	2
2	CREANGE Lucas	FRA	1:3 (12:14, 11:6, 7:11, 9:11)		1

Qualification rule:

First and Second from each group will qualify for the Quarterfinals.

Legend:

Rk Rank



Draw

Sorteio

QUALIFIED FROM GROUPS				
Group	Rk	Name	NPC	Match Points
A	1	van ACKER Florian	BEL	4
B	1	KIM Gi-Tae	KOR	3
C	1	PALOS Peter	HUN	4
D	1	von EINEM Samuel	AUS	2
A	2	SON Byeong-Jun	KOR	3
B	2	NAVROTSKYI Andrii	UKR	3
C	2	PEREIRA LEAL Pascal	FRA	3
D	2	CREANGE Lucas	FRA	1

Quarterfinals	NPC Code	Semifinals	Finals
van ACKER Florian	BEL		
CREANGE Lucas	FRA	van ACKER Florian 3-1 (5:11, 13:11, 11:2, 12:10)	
NAVROTSKYI Andrii	UKR		van ACKER Florian 3-0 (11:6, 14:12, 14:12)
PALOS Peter	HUN	PALOS Peter 3-0 (11:7, 11:9, 11:2)	
von EINEM Samuel	AUS		
SON Byeong-Jun	KOR	von EINEM Samuel 3-2 (12:14, 1:11, 11:2, 11:9, 11:9)	
PEREIRA LEAL Pascal	FRA		von EINEM Samuel 3-2 (8:11, 11:8, 11:6, 7:11, 11:8)
KIM Gi-Tae	KOR	KIM Gi-Tae 3-1 (13:11, 12:10, 8:11, 14:12)	
			GOLD van ACKER Florian BEL 3-2 (11:8, 16:18, 11:13, 11:5, 11:8)
			SILVER von EINEM Samuel AUS
		PALOS Peter	BRONZE
		KIM Gi-Tae	PALOS Peter HUN 3-2 (11:5, 13:11, 11:13, 9:11, 11:4)



Match Results

Resultados da partida

van ACKER Florian (BEL) 3-1 SON Byeong-Jun (KOR)

Game Summary		Match	Game 1	Game 2	Game 3	Game 4	Game 5
van ACKER Florian	BEL	3	11	11	10	11	
SON Byeong-Jun	KOR	1	7	5	12	8	
Duration:		27min	5min	4min	7min	6min	

Match No.: 1 Table: 6

Umpires: LU Hong (CHN) CRUZ Lara (BRA)

Player Statistics	van ACKER Florian (BEL)					Match	SON Byeong-Jun (KOR)					Match
	Game						Game					
	1	2	3	4	5		1	2	3	4	5	
Points won	11	11	10	11		43	7	5	12	8		32
Biggest lead	4	6	4	5		6	-	1	2	-		2
Points won on own serve	4	6	6	2		18	3	3	7	1		14
Points lost on own serve	4	2	5	7		18	7	5	4	8		24
Most consecutive points won	3	5	5	3		5	3	2	6	3		6
Greatest deficit overcome	-	1	-	-		1	-	-	4	-		4
Handedness/Grip	Right/						Right/					

Game/Match Statistics	Game					Match
	1	2	3	4	5	
Longest rally (strokes)	16	10	14	11		16
Average rally	6	5	6	5		5

Game Progress

1	van ACKER Florian (BEL)	0	*2	3	*3	4	*6	7	*8	9	11			
	SON Byeong-Jun (KOR)	*0	0	*1	3	*4	4	*5	6	*7	7			
2	van ACKER Florian (BEL)	*0	1	*3	5	*5	6	*8	10	11				
	SON Byeong-Jun (KOR)	0	*1	1	*1	3	*4	4	*4	5				
3	van ACKER Florian (BEL)	0	*0	2	*4	5	*6	7	*8	10	*10	10	*10	10
	SON Byeong-Jun (KOR)	*0	2	*2	2	*3	4	*5	6	*6	8	*10	11	12
4	van ACKER Florian (BEL)	0	1	*3	3	*5	6	*8	9	*10	10	11		
	SON Byeong-Jun (KOR)	0	*1	1	*3	3	*4	4	*5	6	*8	8		

Note:

The "Greatest deficit overcome" only applies when the player ends up winning the game.

Legend:

No. Number * Server



Match Results

Resultados da partida

KIM Gi-Tae (KOR) 3-0 CUESTA MARTINEZ Eduardo (ESP)

Game Summary		Match	Game 1	Game 2	Game 3	Game 4	Game 5
KIM Gi-Tae	KOR	3	11	11	11		
CUESTA MARTINEZ Eduardo	ESP	0	3	4	7		
Duration:		15min	4min	4min	5min		

Match No.: 2 Table: 8

Umpires: RAGAB Elsayed (EGY) MANCINI Marco (BRA)

Player Statistics	KIM Gi-Tae (KOR)					Match	CUESTA MARTINEZ Eduardo (ESP)					Match
	Game						Game					
	1	2	3	4	5		1	2	3	4	5	
Points won	11	11	11			33	3	4	7			14
Biggest lead	8	7	4			8	2	2	3			3
Points won on own serve	4	6	4			14	1	2	3			6
Points lost on own serve	2	2	4			8	7	5	7			19
Most consecutive points won	10	7	4			10	3	2	3			3
Greatest deficit overcome	2	2	3			3	-	-	-			-
Handedness/Grip	/						Left/					

Game/Match Statistics	Game					Match
	1	2	3	4	5	
Longest rally (strokes)	6	9	10			10
Average rally	4	3	4			4

Game Progress

1	KIM Gi-Tae (KOR)	0	*1	1	*3	5	*7	9	11		
	CUESTA MARTINEZ Eduardo (ESP)	*0	1	*3	3	*3	3	*3	3		
2	KIM Gi-Tae (KOR)	*0	0	*2	4	*4	6	*8	10	11	
	CUESTA MARTINEZ Eduardo (ESP)	0	*2	2	*2	4	*4	4	*4	4	
3	KIM Gi-Tae (KOR)	0	*0	1	*3	4	*5	6	*8	9	11
	CUESTA MARTINEZ Eduardo (ESP)	*0	2	*3	3	*4	5	*6	6	*7	7

Note:

The "Greatest deficit overcome" only applies when the player ends up winning the game.

Legend:

No. Number * Server



Match Results

Resultados da partida

PALOS Peter (HUN) 3-0 MARTINEZ Denisos (VEN)

Game Summary		Match	Game 1	Game 2	Game 3	Game 4	Game 5
PALOS Peter	HUN	3	11	11	11		
MARTINEZ Denisos	VEN	0	5	4	7		
Duration:		16min	5min	4min	5min		

Match No.: 3 Table: 2

Umpires: KLECKER Roman (CZE) BOTH Flavio (BRA)

Player Statistics	PALOS Peter (HUN)					Match	MARTINEZ Denisos (VEN)					Match
	Game						Game					
	1	2	3	4	5		1	2	3	4	5	
Points won	11	11	11			33	5	4	7			16
Biggest lead	6	7	4			7	-	-	-			-
Points won on own serve	4	6	5			15	1	2	4			7
Points lost on own serve	4	2	3			9	7	5	6			18
Most consecutive points won	5	5	3			5	2	2	2			2
Greatest deficit overcome	-	-	-			-	-	-	-			-
Handedness/Grip	Right/						Right/					

Game/Match Statistics	Game					Match
	1	2	3	4	5	
Longest rally (strokes)	10	12	8			12
Average rally	5	5	4			5

Game Progress

1	PALOS Peter (HUN)	0	*2	2	*3	5	*7	8	*10	11	
	MARTINEZ Denisos (VEN)	*0	0	*2	3	*3	3	*4	4	5	
2	PALOS Peter (HUN)	*0	2	*3	5	*7	8	*9	10	11	
	MARTINEZ Denisos (VEN)	0	*0	1	*1	1	*2	3	*4	4	
3	PALOS Peter (HUN)	0	*2	3	*4	5	*5	7	*8	9	11
	MARTINEZ Denisos (VEN)	*0	0	*1	2	*3	5	*5	6	*7	7

Note:

The "Greatest deficit overcome" only applies when the player ends up winning the game.

Legend:

No. Number * Server



Match Results

Resultados da partida

von EINEM Samuel (AUS) 3-1 CREANGE Lucas (FRA)

Game Summary		Match	Game 1	Game 2	Game 3	Game 4	Game 5
von EINEM Samuel	AUS	3	14	6	11	11	
CREANGE Lucas	FRA	1	12	11	7	9	
Duration:		25min	6min	4min	4min	5min	

Match No.: 4 Table: 8

Umpires: BAUR Helton Luis (BRA) DEMARIO Leonor (BRA)

Player Statistics	von EINEM Samuel (AUS)					Match	CREANGE Lucas (FRA)					Match
	Game						Game					
	1	2	3	4	5		1	2	3	4	5	
Points won	14	6	11	11		42	12	11	7	9		39
Biggest lead	2	-	4	2		4	2	6	3	4		6
Points won on own serve	8	5	5	6		24	7	8	2	5		22
Points lost on own serve	5	3	5	4		17	6	1	6	5		18
Most consecutive points won	4	2	5	4		5	4	4	3	3		4
Greatest deficit overcome	2	-	3	4		4	-	-	-	-		-
Handedness/Grip	Right/						Right/					

Game/Match Statistics	Game					Match
	1	2	3	4	5	
Longest rally (strokes)	10	7	8	13		13
Average rally	4	4	4	5		4

Game Progress

1	von EINEM Samuel (AUS)	*0	1	*2	3	*5	5	*5	6	*8	10	*10	11	*11	12	*12	13	14
	CREANGE Lucas (FRA)	0	*1	2	*3	3	*5	7	*8	8	*8	10	*10	11	*11	12	*12	12
2	von EINEM Samuel (AUS)	0	*0	1	*1	2	*2	4	*5	6								6
	CREANGE Lucas (FRA)	*0	2	*3	5	*6	8	*8	9	*10								11
3	von EINEM Samuel (AUS)	*0	1	*2	2	*3	4	*6	7	*9								11
	CREANGE Lucas (FRA)	0	*1	2	*4	5	*6	6	*7	7								7
4	von EINEM Samuel (AUS)	0	*0	1	*1	2	*3	5	*7	7	*9							11
	CREANGE Lucas (FRA)	*0	2	*3	5	*6	7	*7	7	*9	9							9

Note:

The "Greatest deficit overcome" only applies when the player ends up winning the game.

Legend:

No. Number * Server



Match Results

Resultados da partida

van ACKER Florian (BEL) 3-1 TAKEMORI Takeshi (JPN)

Game Summary		Match	Game 1	Game 2	Game 3	Game 4	Game 5
van ACKER Florian	BEL	3	11	9	14	11	
TAKEMORI Takeshi	JPN	1	6	11	12	9	
Duration:		35min	5min	7min	10min	8min	

Match No.: 5 Table: 6

Umpires: CLARO Bruno Augusto (BRA) da SILVA Ivam (BRA)

Player Statistics	van ACKER Florian (BEL)					Match	TAKEMORI Takeshi (JPN)					Match
	Game						Game					
	1	2	3	4	5		1	2	3	4	5	
Points won	11	9	14	11		45	6	11	12	9		38
Biggest lead	5	-	3	3		5	2	4	2	3		4
Points won on own serve	5	5	8	6		24	2	6	7	5		20
Points lost on own serve	4	5	5	4		18	6	4	6	5		21
Most consecutive points won	6	4	5	5		6	2	3	3	3		3
Greatest deficit overcome	2	-	2	3		3	-	-	-	-		-
Handedness/Grip	Right/						Right/					

Game/Match Statistics	Game					Match
	1	2	3	4	5	
Longest rally (strokes)	21	20	27	21		27
Average rally	7	6	6	7		6

Game Progress

1	van ACKER Florian (BEL)	*0	1	*2	2	*4	6	*8	9	*10	11							
	TAKEMORI Takeshi (JPN)	0	*1	2	*4	4	*4	4	*5	6	6							
2	van ACKER Florian (BEL)	0	*0	1	*2	3	*4	5	*5	7	*9	9						
	TAKEMORI Takeshi (JPN)	*0	2	*3	4	*5	6	*7	9	*9	9	11						
3	van ACKER Florian (BEL)	*0	1	*2	2	*3	4	*6	8	*9	10	*10	11	*11	12	*12	13	14
	TAKEMORI Takeshi (JPN)	0	*1	2	*4	5	*6	6	*6	7	*8	10	*10	11	*11	12	*12	12
4	van ACKER Florian (BEL)	0	*0	1	*3	5	*5	6	*8	9	*10	11						
	TAKEMORI Takeshi (JPN)	*0	2	*3	3	*3	5	*6	6	*7	8	9						

Note:

The "Greatest deficit overcome" only applies when the player ends up winning the game.

Legend:

No. Number * Server



Match Results

Resultados da partida

CUESTA MARTINEZ Eduardo (ESP) 3-2 NAVROTSKYI Andrii (UKR)

Game Summary		Match	Game 1	Game 2	Game 3	Game 4	Game 5
CUESTA MARTINEZ Eduardo	ESP	3	11	4	7	11	11
NAVROTSKYI Andrii	UKR	2	4	11	11	8	9
Duration:		33min	4min	4min	6min	6min	7min

Match No.: 6 Table: 4

Umpires: WONG Jeffrey (CAN) CHUNG Li-Chuan (TPE)

Player Statistics	CUESTA MARTINEZ Eduardo (ESP)						NAVROTSKYI Andrii (UKR)					
	Game					Match	Game					Match
	1	2	3	4	5		1	2	3	4	5	
Points won	11	4	7	11	11	44	4	11	11	8	9	43
Biggest lead	7	-	1	3	3	7	1	7	6	2	2	7
Points won on own serve	5	1	5	5	3	19	1	5	6	4	2	18
Points lost on own serve	3	6	5	4	7	25	6	3	2	6	8	25
Most consecutive points won	5	1	3	5	3	5	1	3	7	3	3	7
Greatest deficit overcome	1	-	-	2	2	2	-	-	1	-	-	1
Handedness/Grip	Left/						Right/					

Game/Match Statistics	Game					Match
	1	2	3	4	5	
Longest rally (strokes)	9	9	14	18	13	18
Average rally	4	5	5	5	5	5

Game Progress

1	CUESTA MARTINEZ Eduardo (ESP)	*0	1	*3	4	*5	6	*8	10	11		
	NAVROTSKYI Andrii (UKR)	0	*1	1	*2	3	*4	4	*4	4		
2	CUESTA MARTINEZ Eduardo (ESP)	0	*0	1	*2	2	*3	3	*4	4		
	NAVROTSKYI Andrii (UKR)	*0	2	*3	4	*6	7	*9	10	11		
3	CUESTA MARTINEZ Eduardo (ESP)	*0	1	*1	1	*1	3	*4	6	*7	7	
	NAVROTSKYI Andrii (UKR)	0	*1	3	*5	7	*7	8	*8	9	11	
4	CUESTA MARTINEZ Eduardo (ESP)	0	*1	2	*4	4	*5	6	*6	8	*10	11
	NAVROTSKYI Andrii (UKR)	*0	1	*2	2	*4	5	*6	8	*8	8	8
5	CUESTA MARTINEZ Eduardo (ESP)	*0	0	*2	3	*5	5	*6	8	*9	9	11
	NAVROTSKYI Andrii (UKR)	0	*2	2	*3	3	*5	6	*6	7	*9	9

Note:

The "Greatest deficit overcome" only applies when the player ends up winning the game.

Legend:

No.	Number	*	Server
-----	--------	---	--------



Match Results

Resultados da partida

PALOS Peter (HUN) 3-1 PEREIRA LEAL Pascal (FRA)

Game Summary		Match	Game 1	Game 2	Game 3	Game 4	Game 5
PALOS Peter	HUN	3	11	6	11	16	
PEREIRA LEAL Pascal	FRA	1	8	11	6	14	
Duration:		33min	6min	5min	5min	11min	

Match No.: 7 Table: 2

Umpires: dos SANTOS Danilo (BRA) BOTH Flavio (BRA)

Player Statistics	PALOS Peter (HUN)					Match	PEREIRA LEAL Pascal (FRA)					Match
	Game						Game					
	1	2	3	4	5		1	2	3	4	5	
Points won	11	6	11	16		44	8	11	6	14		39
Biggest lead	5	2	5	3		5	1	5	1	1		5
Points won on own serve	8	5	6	10		29	7	7	4	9		27
Points lost on own serve	1	4	2	5		12	3	1	5	6		15
Most consecutive points won	4	2	6	3		6	3	6	3	3		6
Greatest deficit overcome	1	-	1	1		1	-	2	-	-		2
Handedness/Grip	Right/						Right/					

Game/Match Statistics	Game					Match
	1	2	3	4	5	
Longest rally (strokes)	18	8	14	10		18
Average rally	5	4	5	5		4

Game Progress

1	PALOS Peter (HUN)	0	*1	3	*4	6	*6	8	*9	10	*10	11							
	PEREIRA LEAL Pascal (FRA)	*0	1	*1	2	*2	4	*4	5	*6	8	8							
2	PALOS Peter (HUN)	*0	2	*2	4	*4	4	*4	5	*6	6								
	PEREIRA LEAL Pascal (FRA)	0	*0	2	*2	4	*6	8	*9	10	11								
3	PALOS Peter (HUN)	0	*1	2	*3	5	*5	6	*8	10	11								
	PEREIRA LEAL Pascal (FRA)	*0	1	*2	3	*3	5	*6	6	*6	6								
4	PALOS Peter (HUN)	*0	2	*3	4	*5	6	*6	7	*9	9	*10	11	*11	12	*12	13	*13	
	PEREIRA LEAL Pascal (FRA)	0	*0	1	*2	3	*4	6	*7	7	*9	10	*10	11	*11	12	*12	13	*13
		14	*14	15	16														
		*13	14	*14	14														

Note:

The "Greatest deficit overcome" only applies when the player ends up winning the game.

Legend:

No. Number * Server



Match Results

Resultados da partida

SON Byeong-Jun (KOR) 3-1 TAKEMORI Takeshi (JPN)

Game Summary		Match	Game 1	Game 2	Game 3	Game 4	Game 5
SON Byeong-Jun	KOR	3	11	9	11	11	
TAKEMORI Takeshi	JPN	1	9	11	5	9	
Duration:		28min	5min	6min	5min	6min	

Match No.: 9 Table: 2

Umpires: de PINTO Pietro (ITA) dos SANTOS Danilo (BRA)

Player Statistics	SON Byeong-Jun (KOR)					Match	TAKEMORI Takeshi (JPN)					Match
	Game						Game					
	1	2	3	4	5		1	2	3	4	5	
Points won	11	9	11	11		42	9	11	5	9		34
Biggest lead	2	1	6	2		6	2	4	-	4		4
Points won on own serve	8	4	5	7		24	7	5	2	6		20
Points lost on own serve	2	6	3	3		14	3	5	6	4		18
Most consecutive points won	3	3	5	6		6	3	4	3	3		4
Greatest deficit overcome	2	-	-	4		4	-	1	-	-		1
Handedness/Grip	Right/						Right/					

Game/Match Statistics	Game					Match
	1	2	3	4	5	
Longest rally (strokes)	9	8	10	10		10
Average rally	4	4	5	4		4

Game Progress

1	SON Byeong-Jun (KOR)	*0	1	*1	3	*4	6	*6	7	*8	10	11
	TAKEMORI Takeshi (JPN)	0	*1	3	*3	4	*4	6	*7	8	*8	9
2	SON Byeong-Jun (KOR)	0	*1	2	*3	3	*4	6	*6	6	*8	9
	TAKEMORI Takeshi (JPN)	*0	1	*2	3	*5	6	*6	8	*10	10	11
3	SON Byeong-Jun (KOR)	*0	2	*4	5	*6	6	*7	9	11		
	TAKEMORI Takeshi (JPN)	0	*0	0	*1	2	*4	5	*5	5		
4	SON Byeong-Jun (KOR)	0	*0	1	*2	3	*3	4	*5	7	*9	11
	TAKEMORI Takeshi (JPN)	*0	2	*3	4	*5	7	*8	9	*9	9	9

Note:

The "Greatest deficit overcome" only applies when the player ends up winning the game.

Legend:

No. Number * Server



Match Results

Resultados da partida

NAVROTSKYI Andrii (UKR) 3-1 KIM Gi-Tae (KOR)

Game Summary		Match	Game 1	Game 2	Game 3	Game 4	Game 5
NAVROTSKYI Andrii	UKR	3	11	11	11	11	
KIM Gi-Tae	KOR	1	8	9	13	7	
Duration:		25min	4min	5min	7min	5min	

Match No.: 10 Table: 4

Umpires: DEMARIO Leonor (BRA) CRUZ Lara (BRA)

Player Statistics	NAVROTSKYI Andrii (UKR)					Match	KIM Gi-Tae (KOR)					Match
	Game						Game					
	1	2	3	4	5		1	2	3	4	5	
Points won	11	11	11	11		44	8	9	13	7		37
Biggest lead	4	2	1	4		4	-	1	2	3		3
Points won on own serve	6	6	5	5		22	4	5	7	4		20
Points lost on own serve	4	4	6	3		17	5	5	5	6		21
Most consecutive points won	3	2	3	7		7	3	2	3	4		4
Greatest deficit overcome	-	1	-	3		3	-	-	1	-		1
Handedness/Grip	Right/						/					

Game/Match Statistics	Game					Match
	1	2	3	4	5	
Longest rally (strokes)	7	11	14	14		14
Average rally	3	4	5	5		4

Game Progress

1	NAVROTSKYI Andrii (UKR)	*0	2	*3	5	*5	6	*7	8	*10	10	11				
	KIM Gi-Tae (KOR)	0	*0	1	*1	3	*4	5	*6	6	*8	8				
2	NAVROTSKYI Andrii (UKR)	0	*1	2	*3	4	*5	6	*7	8	*9	11				
	KIM Gi-Tae (KOR)	*0	1	*2	3	*4	5	*6	7	*8	9	9				
3	NAVROTSKYI Andrii (UKR)	0	1	*2	3	*3	4	*6	7	*8	9	*10	11	*11	11	11
	KIM Gi-Tae (KOR)	0	*1	2	*3	5	*6	6	*7	8	*9	10	*10	11	*12	13
4	NAVROTSKYI Andrii (UKR)	0	*1	2	*2	3	*4	5	*7	9	11					
	KIM Gi-Tae (KOR)	*0	1	*2	4	*5	6	*7	7	*7	7					

Note:

The "Greatest deficit overcome" only applies when the player ends up winning the game.

Legend:

No. Number * Server



Match Results

Resultados da partida

PEREIRA LEAL Pascal (FRA) 3-0 MARTINEZ Denisos (VEN)

Game Summary		Match	Game 1	Game 2	Game 3	Game 4	Game 5
PEREIRA LEAL Pascal	FRA	3	11	11	11		
MARTINEZ Denisos	VEN	0	6	3	3		
Duration:		16min	5min	4min	4min		

Match No.: 11 Table: 6

Umpires: MONTES Marlos (BRA) VILANOVA Flavia (BRA)

Player Statistics	PEREIRA LEAL Pascal (FRA)					Match	MARTINEZ Denisos (VEN)					Match
	Game						Game					
	1	2	3	4	5		1	2	3	4	5	
Points won	11	11	11			33	6	3	3			12
Biggest lead	7	8	8			8	-	1	-			1
Points won on own serve	4	5	4			13	2	0	1			3
Points lost on own serve	4	3	2			9	7	6	6			19
Most consecutive points won	5	4	7			7	3	1	1			3
Greatest deficit overcome	-	1	-			1	-	-	-			-
Handedness/Grip	Right/						Right/					

Game/Match Statistics	Game					Match
	1	2	3	4	5	
Longest rally (strokes)	9	8	7			9
Average rally	4	4	4			4

Game Progress

1	PEREIRA LEAL Pascal (FRA)	0	*2	2	*4	6	*7	9	*10	10	11
	MARTINEZ Denisos (VEN)	*0	0	*2	2	*2	3	*3	4	*6	6
2	PEREIRA LEAL Pascal (FRA)	*0	1	*3	4	*6	7	*9	11		
	MARTINEZ Denisos (VEN)	0	*1	1	*2	2	*3	3	3		
3	PEREIRA LEAL Pascal (FRA)	0	*2	4	*6	7	*9	10	11		
	MARTINEZ Denisos (VEN)	0	0	*0	0	*1	1	*2	3		

Note:

The "Greatest deficit overcome" only applies when the player ends up winning the game.

Legend:

No. Number * Server



Match Results

Resultados da partida

van ACKER Florian (BEL) 3-1 CREANGE Lucas (FRA)

Game Summary		Match	Game 1	Game 2	Game 3	Game 4	Game 5
van ACKER Florian	BEL	3	5	13	11	12	
CREANGE Lucas	FRA	1	11	11	2	10	
Duration:		30min	5min	7min	5min	7min	

Match No.: 13 Table: 2

Umpires: ZAPATA Carlos (ESP) BAUR Helton Luis (BRA)

Player Statistics	van ACKER Florian (BEL)					Match	CREANGE Lucas (FRA)					Match
	Game						Game					
	1	2	3	4	5		1	2	3	4	5	
Points won	5	13	11	12		41	11	11	2	10		34
Biggest lead	-	2	9	2		9	6	3	-	2		6
Points won on own serve	2	6	5	7		20	5	5	0	6		16
Points lost on own serve	6	6	2	4		18	3	7	5	5		20
Most consecutive points won	1	3	7	3		7	6	3	1	3		6
Greatest deficit overcome	-	3	-	2		3	-	-	-	-		-
Handedness/Grip	Right/						Right/					

Game/Match Statistics	Game					Match
	1	2	3	4	5	
Longest rally (strokes)	27	29	11	16		29
Average rally	9	8	4	6		7

Game Progress

1	van ACKER Florian (BEL)	0	*1	1	*1	1	*2	3	*4	5						
	CREANGE Lucas (FRA)	*0	1	*3	5	*7	8	*9	10	11						
2	van ACKER Florian (BEL)	*0	1	*1	2	*3	4	*6	6	*7	8	*10	11	*11	12	13
	CREANGE Lucas (FRA)	0	*1	3	*4	5	*6	6	*8	9	*10	10	*10	11	*11	11
3	van ACKER Florian (BEL)	0	*2	3	*4	6	*8	10	11							
	CREANGE Lucas (FRA)	0	0	*1	2	*2	2	*2	2							
4	van ACKER Florian (BEL)	*0	1	*1	2	*4	5	*6	8	*8	9	*10	11	12		
	CREANGE Lucas (FRA)	0	*1	3	*4	4	*5	6	*6	8	*9	10	*10	10		

Note:

The "Greatest deficit overcome" only applies when the player ends up winning the game.

Legend:

No. Number * Server



Match Results

Resultados da partida

PALOS Peter (HUN) 3-0 NAVROTSKYI Andrii (UKR)

Game Summary		Match	Game 1	Game 2	Game 3	Game 4	Game 5
PALOS Peter	HUN	3	11	11	11		
NAVROTSKYI Andrii	UKR	0	7	9	2		
Duration:		19min	5min	7min	4min		

Match No.: 14 Table: 4

Umpires: CHUNG Li-Chuan (TPE) MATOS Ravi (BRA)

Player Statistics	PALOS Peter (HUN)					Match	NAVROTSKYI Andrii (UKR)					Match
	Game						Game					
	1	2	3	4	5		1	2	3	4	5	
Points won	11	11	11			33	7	9	2			18
Biggest lead	4	2	9			9	1	2	-			2
Points won on own serve	4	6	5			15	3	5	1			9
Points lost on own serve	4	4	1			9	7	5	6			18
Most consecutive points won	4	3	9			9	2	2	1			2
Greatest deficit overcome	1	2	-			2	-	-	-			-
Handedness/Grip	Right/						Right/					

Game/Match Statistics	Game					Match
	1	2	3	4	5	
Longest rally (strokes)	12	20	19			20
Average rally	5	6	6			6

Game Progress

1	PALOS Peter (HUN)	0	*1	3	*4	5	*7	7	*9	10	11	
	NAVROTSKYI Andrii (UKR)	*0	1	*1	2	*3	3	*5	5	*6	7	
2	PALOS Peter (HUN)	*0	1	*2	3	*4	4	*5	7	*8	10	11
	NAVROTSKYI Andrii (UKR)	0	*1	2	*3	4	*6	7	*7	8	*8	9
3	PALOS Peter (HUN)	0	*1	2	*4	6	*8	10	11			
	NAVROTSKYI Andrii (UKR)	*0	1	*2	2	*2	2	*2	2			

Note:

The "Greatest deficit overcome" only applies when the player ends up winning the game.

Legend:

No. Number * Server



Match Results

Resultados da partida

von EINEM Samuel (AUS) 3-2 SON Byeong-Jun (KOR)

Game Summary		Match	Game 1	Game 2	Game 3	Game 4	Game 5
von EINEM Samuel	AUS	3	12	1	11	11	11
SON Byeong-Jun	KOR	2	14	11	2	9	9
Duration:		29min	6min	3min	3min	5min	7min

Match No.: 15 Table: 6

Umpires: SILVA Juvenal (BRA) da SILVA Ivam (BRA)

Player Statistics	von EINEM Samuel (AUS)						SON Byeong-Jun (KOR)					
	Game					Match	Game					Match
	1	2	3	4	5		1	2	3	4	5	
Points won	12	1	11	11	11	46	14	11	2	9	9	45
Biggest lead	4	-	9	2	5	9	2	10	-	3	-	10
Points won on own serve	4	0	7	6	6	23	5	5	2	5	6	23
Points lost on own serve	9	6	0	4	3	22	8	1	4	5	4	22
Most consecutive points won	3	1	8	3	3	8	6	7	1	4	3	7
Greatest deficit overcome	-	-	-	3	-	3	4	-	-	-	-	4
Handedness/Grip	Right/						Right/					

Game/Match Statistics	Game					Match
	1	2	3	4	5	
Longest rally (strokes)	9	6	11	9	9	11
Average rally	4	3	4	4	5	4

Game Progress

1	von EINEM Samuel (AUS)	*0	1	*3	4	*5	6	*8	8	*8	8	*10	11	*11	11	*12	12	12
	SON Byeong-Jun (KOR)	0	*1	1	*2	3	*4	4	*6	8	*10	10	*10	11	*12	12	*13	14
2	von EINEM Samuel (AUS)	0	*0	0	*1	1	*1	1										
	SON Byeong-Jun (KOR)	*0	2	*4	5	*7	9	11										
3	von EINEM Samuel (AUS)	*0	2	*3	5	*7	9	*10	11									
	SON Byeong-Jun (KOR)	0	*0	1	*1	1	*1	2	2									
4	von EINEM Samuel (AUS)	0	*2	2	*2	4	*4	5	*7	8	*9	11						
	SON Byeong-Jun (KOR)	*0	0	*2	4	*4	6	*7	7	*8	9	9						
5	von EINEM Samuel (AUS)	0	2	*3	5	*6	7	*8	9	*9	10	11						
	SON Byeong-Jun (KOR)	0	*0	1	*1	2	*3	4	*5	7	*8	9						

Note:

The "Greatest deficit overcome" only applies when the player ends up winning the game.

Legend:

No. Number * Server



Match Results

Resultados da partida

KIM Gi-Tae (KOR) 3-1 PEREIRA LEAL Pascal (FRA)

Game Summary		Match	Game 1	Game 2	Game 3	Game 4	Game 5
KIM Gi-Tae	KOR	3	13	12	8	14	
PEREIRA LEAL Pascal	FRA	1	11	10	11	12	
Duration:		33min	8min	6min	5min	9min	

Match No.: 16 Table: 8

Umpires: SCARR Valerie (NZL) KOH Christabel (SIN)

Player Statistics	KIM Gi-Tae (KOR)					Match	PEREIRA LEAL Pascal (FRA)					Match
	Game						Game					
	1	2	3	4	5		1	2	3	4	5	
Points won	13	12	8	14		47	11	10	11	12		44
Biggest lead	2	3	-	2		3	2	-	4	1		4
Points won on own serve	8	8	4	6		26	7	7	6	6		26
Points lost on own serve	4	3	5	6		18	5	4	4	7		20
Most consecutive points won	3	3	3	3		3	3	2	3	2		3
Greatest deficit overcome	2	-	-	1		2	-	-	-	-		-
Handedness/Grip	/						Right/					

Game/Match Statistics	Game					Match
	1	2	3	4	5	
Longest rally (strokes)	9	6	9	9		9
Average rally	4	3	4	4		4

Game Progress

1	KIM Gi-Tae (KOR)	0	*1	3	*3	4	*5	6	*6	7	*8	10	*11	11	*12	13		
	PEREIRA LEAL Pascal (FRA)	*0	1	*1	3	*4	5	*6	8	*9	10	*10	10	*11	11	11		
2	KIM Gi-Tae (KOR)	*0	2	*3	4	*5	6	*6	8	*9	10	*10	11	12				
	PEREIRA LEAL Pascal (FRA)	0	*0	1	*2	3	*4	6	*6	7	*8	10	*10	10				
3	KIM Gi-Tae (KOR)	0	*0	1	*3	3	*4	5	*5	7	*8	8						
	PEREIRA LEAL Pascal (FRA)	*0	2	*3	3	*5	6	*7	9	*9	10	11						
4	KIM Gi-Tae (KOR)	0	2	*2	3	*4	5	*6	7	*8	9	*10	10	*11	11	*12	13	14
	PEREIRA LEAL Pascal (FRA)	0	*0	2	*3	4	*5	6	*7	8	*9	10	*11	11	*12	12	*12	12

Note:

The "Greatest deficit overcome" only applies when the player ends up winning the game.

Legend:

No. Number * Server



Match Results
Resultados da partida

van ACKER Florian (BEL) 3-0 PALOS Peter (HUN)

Game Summary		Match	Game 1	Game 2	Game 3	Game 4	Game 5
van ACKER Florian	BEL	3	11	14	14		
PALOS Peter	HUN	0	6	12	12		
Duration:		37min	5min	13min	13min		

Match No.: 17 Table: 6

Umpires: SEMENOVA Elena (RUS) RAGAB Elsayed (EGY)

Player Statistics	van ACKER Florian (BEL)					Match	PALOS Peter (HUN)					Match
	Game						Game					
	1	2	3	4	5		1	2	3	4	5	
Points won	11	14	14			39	6	12	12			30
Biggest lead	5	2	3			5	-	4	2			4
Points won on own serve	7	6	6			19	4	5	5			14
Points lost on own serve	2	7	7			16	4	8	8			20
Most consecutive points won	4	5	5			5	3	3	4			4
Greatest deficit overcome	-	4	2			4	-	-	-			-
Handedness/Grip	Right/						Right/					

Game/Match Statistics	Game					Match
	1	2	3	4	5	
Longest rally (strokes)	25	56	28			56
Average rally	8	13	10			11

Game Progress

1	van ACKER Florian (BEL)	*0	2	*3	5	*5	6	*8	9	*10	11							
	PALOS Peter (HUN)	0	*0	1	*1	3	*4	4	*5	6	6							
2	van ACKER Florian (BEL)	0	*0	1	*2	3	*4	4	*6	8	*9	10	*11	11	*12	12	*13	14
	PALOS Peter (HUN)	*0	2	*3	4	*5	6	*8	8	*8	9	*10	10	*11	11	*12	12	12
3	van ACKER Florian (BEL)	*0	1	*1	3	*5	6	*7	7	*8	8	*10	11	*11	11	*12	13	14
	PALOS Peter (HUN)	0	*1	3	*3	3	*4	5	*7	8	*10	10	*10	11	*12	12	*12	12

Note:
The "Greatest deficit overcome" only applies when the player ends up winning the game.

Legend:
No. Number * Server



Match Results

Resultados da partida

von EINEM Samuel (AUS) 3-2 KIM Gi-Tae (KOR)

Game Summary		Match	Game 1	Game 2	Game 3	Game 4	Game 5
von EINEM Samuel	AUS	3	8	11	11	7	11
KIM Gi-Tae	KOR	2	11	8	6	11	8
Duration:		35min	5min	5min	5min	6min	6min

Match No.: 18 Table: 8

Umpires: BOGREN Ingrid (SWE) ARINYE Cecilia Dora (NGR)

Player Statistics	von EINEM Samuel (AUS)						KIM Gi-Tae (KOR)					
	Game					Match	Game					Match
	1	2	3	4	5		1	2	3	4	5	
Points won	8	11	11	7	11	48	11	8	6	11	8	44
Biggest lead	3	5	5	2	5	5	3	-	2	4	1	4
Points won on own serve	4	6	3	4	6	23	5	5	0	7	4	21
Points lost on own serve	6	3	6	4	4	23	4	5	8	3	5	25
Most consecutive points won	5	5	4	2	4	5	5	4	2	3	4	5
Greatest deficit overcome	-	-	2	-	1	2	3	-	-	2	-	3
Handedness/Grip	Right/						/					

Game/Match Statistics	Game					Match
	1	2	3	4	5	
Longest rally (strokes)	7	9	10	11	12	12
Average rally	4	4	5	6	5	5

Game Progress

1	von EINEM Samuel (AUS)	*0	1	*2	2	*4	6	*7	7	*7	8	8
	KIM Gi-Tae (KOR)	0	*1	2	*4	4	*4	5	*7	9	*10	11
2	von EINEM Samuel (AUS)	0	*2	4	*5	6	*7	8	*8	9	*10	11
	KIM Gi-Tae (KOR)	*0	0	*0	1	*2	3	*4	6	*7	8	8
3	von EINEM Samuel (AUS)	*0	0	*2	2	*4	5	*7	8	*10	11	
	KIM Gi-Tae (KOR)	0	*2	2	*4	4	*5	5	*6	6	6	6
4	von EINEM Samuel (AUS)	0	*2	2	*3	4	*4	5	*5	7	7	
	KIM Gi-Tae (KOR)	*0	0	*2	3	*4	6	*7	9	*9	11	
5	von EINEM Samuel (AUS)	*0	2	*3	5	*6	6	*7	7	*8	10	11
	KIM Gi-Tae (KOR)	0	*0	1	*1	2	*4	5	*7	8	*8	8

Note:

The "Greatest deficit overcome" only applies when the player ends up winning the game.

Legend:

No. Number * Server



Match Results

Resultados da partida

PALOS Peter (HUN) 3-2 KIM Gi-Tae (KOR)

Game Summary		Match	Game 1	Game 2	Game 3	Game 4	Game 5
PALOS Peter	HUN	3	11	13	11	9	11
KIM Gi-Tae	KOR	2	5	11	13	11	4
Duration:		35min	4min	8min	7min	6min	5min

Match No.: 19 Table: 4

Umpires: CRUZ Lara (BRA) de PINTO Pietro (ITA)

Player Statistics	PALOS Peter (HUN)						KIM Gi-Tae (KOR)					
	Game					Match	Game					Match
	1	2	3	4	5		1	2	3	4	5	
Points won	11	13	11	9	11	55	5	11	13	11	4	44
Biggest lead	8	3	1	3	7	8	-	1	4	3	-	4
Points won on own serve	6	5	7	6	5	29	3	4	8	7	2	24
Points lost on own serve	2	7	5	4	2	20	5	8	4	3	6	26
Most consecutive points won	8	3	5	4	5	8	2	3	4	3	1	4
Greatest deficit overcome	-	1	-	-	-	1	-	-	1	3	-	3
Handedness/Grip	Right/						/					

Game/Match Statistics	Game					Match
	1	2	3	4	5	
Longest rally (strokes)	6	11	6	6	10	11
Average rally	3	4	4	4	5	4

Game Progress

1	PALOS Peter (HUN)	0	*2	4	*6	8	*8	9	*10	11						
	KIM Gi-Tae (KOR)	*0	0	*0	0	*0	2	*3	4	5						
2	PALOS Peter (HUN)	*0	2	*3	3	*4	5	*7	7	*8	9	*10	10	*11	12	13
	KIM Gi-Tae (KOR)	0	*0	1	*3	4	*5	5	*7	8	*9	10	*11	11	*11	11
3	PALOS Peter (HUN)	0	*1	2	*3	3	*3	5	*5	7	*9	10	*10	11	*11	11
	KIM Gi-Tae (KOR)	*0	1	*2	3	*5	7	*7	9	*9	9	*10	11	*11	12	13
4	PALOS Peter (HUN)	*0	1	*2	4	*5	6	*6	7	*7	8	9				
	KIM Gi-Tae (KOR)	0	*1	2	*2	3	*4	6	*7	9	*10	11				
5	PALOS Peter (HUN)	0	*1	3	*5	6	*8	9	*10	11						
	KIM Gi-Tae (KOR)	*0	1	*1	1	*2	2	*3	4	4						

Note:

The "Greatest deficit overcome" only applies when the player ends up winning the game.

Legend:

No. Number * Server



Match Results

Resultados da partida

van ACKER Florian (BEL) 3-2 von EINEM Samuel (AUS)

Game Summary		Match	Game 1	Game 2	Game 3	Game 4	Game 5
van ACKER Florian	BEL	3	11	16	11	11	11
von EINEM Samuel	AUS	2	8	18	13	5	8
Duration:		35min	5min	9min	6min	4min	7min

Match No.: 20 Table: 2

Umpires: MATOS Ravi (BRA) VARENGOT Yannick (FRA)

Player Statistics	van ACKER Florian (BEL)						von EINEM Samuel (AUS)					
	Game					Match	Game					Match
	1	2	3	4	5		1	2	3	4	5	
Points won	11	16	11	11	11	60	8	18	13	5	8	52
Biggest lead	3	2	1	6	3	6	3	2	5	-	1	5
Points won on own serve	5	8	7	4	6	30	4	9	8	1	5	27
Points lost on own serve	4	9	5	4	3	25	6	8	4	7	5	30
Most consecutive points won	3	2	3	3	3	3	4	4	4	3	2	4
Greatest deficit overcome	3	-	-	-	1	3	-	2	1	-	-	2
Handedness/Grip	Right/						Right/					

Game/Match Statistics	Game					Match
	1	2	3	4	5	
Longest rally (strokes)	16	20	9	12	13	20
Average rally	5	5	5	5	3	5

Game Progress

1	van ACKER Florian (BEL)	0	*1	1	*2	4	*5	6	*8	9	*10	11						
	von EINEM Samuel (AUS)	*0	1	*3	4	*4	5	*6	6	*7	8	8						
2	van ACKER Florian (BEL)	*0	1	*2	4	*5	5	*5	6	*8	8	*10	10	*11	11	*12	13	*13
	von EINEM Samuel (AUS)	0	*1	2	*2	3	*5	7	*8	8	*10	10	*11	11	*12	12	*12	13
		14	*14	15	*15	16	*16	16	16	16	16	16	16	16	16	16	16	16
		*13	14	*14	15	*15	16	*17	18	18	18	18	18	18	18	18	18	18
3	van ACKER Florian (BEL)	0	*1	2	*2	3	*4	4	*5	7	*8	10	*10	11	*11	11		
	von EINEM Samuel (AUS)	*0	1	*2	4	*5	6	*8	9	*9	10	*10	11	*11	12	13		
4	van ACKER Florian (BEL)	*0	2	*3	3	*5	6	*8	9	11								
	von EINEM Samuel (AUS)	0	*0	1	*3	3	*4	4	*5	5								
5	van ACKER Florian (BEL)	0	*1	3	*4	5	*6	7	*8	9	*10	11						
	von EINEM Samuel (AUS)	*0	1	*1	2	*3	4	*5	6	*7	8	8						

Note:

The "Greatest deficit overcome" only applies when the player ends up winning the game.

Legend:

No. Number * Server



Player Statistics

Estatísticas dos atletas

As of MON 12 SEP 2016

Players	NPC	Matches				Games				Match Duration					
		Played	Won	Lost	%Won	Played	Won	Lost	%Won	All	Average				
CREANGE Lucas Right Cl11	FRA	2	0	2	0%	8	2	6	25%	55min	28min				
		Points Won				Points Lost									
		Total	Own Serve:		38	Most Consecutive:		6	Total	Own Serve:		38	Most Consecutive:		7
		73	Opp. Serve:		35	GDO:		0	82	Opp. Serve:		44	GLL:		4
CUESTA MARTINEZ E Left Cl11	ESP	Matches				Games				Match Duration					
		Played	Won	Lost	%Won	Played	Won	Lost	%Won	All	Average				
		2	1	1	50%	8	3	5	38%	48min	24min				
		Points Won				Points Lost									
Total	Own Serve:		25	Most Consecutive:		5	Total	Own Serve:		44	Most Consecutive:		10		
58	Opp. Serve:		33	GDO:		2	76	Opp. Serve:		32	GLL:		3		
KIM Gi-Tae Cl11	KOR	Matches				Games				Match Duration					
		Played	Won	Lost	%Won	Played	Won	Lost	%Won	All	Average				
		5	2	3	40%	21	11	10	52%	2h23min	29min				
		Points Won				Points Lost									
Total	Own Serve:		105	Most Consecutive:		10	Total	Own Serve:		98	Most Consecutive:		8		
204	Opp. Serve:		99	GDO:		3	204	Opp. Serve:		106	GLL:		3		
MARTINEZ Denisos Right Cl11	VEN	Matches				Games				Match Duration					
		Played	Won	Lost	%Won	Played	Won	Lost	%Won	All	Average				
		2	0	2	0%	6	0	6	0%	32min	16min				
		Points Won				Points Lost									
Total	Own Serve:		10	Most Consecutive:		3	Total	Own Serve:		37	Most Consecutive:		7		
28	Opp. Serve:		18	GDO:		0	65	Opp. Serve:		28	GLL:		1		
NAVROTSKYI Andrii Right Cl11	UKR	Matches				Games				Match Duration					
		Played	Won	Lost	%Won	Played	Won	Lost	%Won	All	Average				
		3	1	2	33%	12	5	7	42%	1h17min	26min				
		Points Won				Points Lost									
Total	Own Serve:		49	Most Consecutive:		7	Total	Own Serve:		60	Most Consecutive:		9		
104	Opp. Serve:		55	GDO:		3	114	Opp. Serve:		54	GLL:		2		
PALOS Peter Right Cl11	HUN	Matches				Games				Match Duration					
		Played	Won	Lost	%Won	Played	Won	Lost	%Won	All	Average				
		5	4	1	80%	18	12	6	67%	2h20min	28min				
		Points Won				Points Lost									
Total	Own Serve:		102	Most Consecutive:		9	Total	Own Serve:		70	Most Consecutive:		6		
195	Opp. Serve:		93	GDO:		2	156	Opp. Serve:		86	GLL:		4		
PEREIRA LEAL Pascal Right Cl11	FRA	Matches				Games				Match Duration					
		Played	Won	Lost	%Won	Played	Won	Lost	%Won	All	Average				
		3	1	2	33%	11	5	6	45%	1h22min	27min				
		Points Won				Points Lost									
Total	Own Serve:		66	Most Consecutive:		7	Total	Own Serve:		44	Most Consecutive:		6		
115	Opp. Serve:		49	GDO:		2	102	Opp. Serve:		58	GLL:		2		



Player Statistics
Estatísticas dos atletas

As of MON 12 SEP 2016

Players	NPC	Matches				Games				Match Duration			
		Played	Won	Lost	%Won	Played	Won	Lost	%Won	All	Average		
SON Byeong-Jun Right Cl11	KOR	3	1	2	33%	13	6	7	46%	1h24min	28min		
		Points Won				Points Lost							
		Total	Own Serve: 61			Most Consecutive: 7			Total	Own Serve: 60			Most Consecutive: 8
		119	Opp. Serve: 58			GDO: 4			121	Opp. Serve: 61			GLL: 3
TAKEMORI Takeshi Right Cl11	JPN	Matches				Games				Match Duration			
		Played	Won	Lost	%Won	Played	Won	Lost	%Won	All	Average		
		2	0	2	0%	8	2	6	25%	1h3min	32min		
		Points Won				Points Lost							
Total	Own Serve: 40			Most Consecutive: 4			Total	Own Serve: 39			Most Consecutive: 6		
72	Opp. Serve: 32			GDO: 1			87	Opp. Serve: 48			GLL: 4		
van ACKER Florian Right Cl11	BEL	Matches				Games				Match Duration			
		Played	Won	Lost	%Won	Played	Won	Lost	%Won	All	Average		
		5	5	0	100%	20	15	5	75%	2h44min	33min		
		Points Won				Points Lost							
Total	Own Serve: 111			Most Consecutive: 7			Total	Own Serve: 95			Most Consecutive: 6		
226	Opp. Serve: 115			GDO: 4			186	Opp. Serve: 91			GLL: 4		
von EINEM Samuel Right Cl11	AUS	Matches				Games				Match Duration			
		Played	Won	Lost	%Won	Played	Won	Lost	%Won	All	Average		
		4	3	1	75%	19	11	8	58%	2h4min	31min		
		Points Won				Points Lost							
Total	Own Serve: 97			Most Consecutive: 8			Total	Own Serve: 92			Most Consecutive: 7		
187	Opp. Serve: 90			GDO: 4			188	Opp. Serve: 96			GLL: 4		

Note:
The "Greatest deficit overcome" only applies when the player ends up winning the game and "Greatest lead lost" only when losing.

Legend:
GDO Greatest deficit overcome GLL Greatest lead lost Opp. Opponent's



Tournament Statistics

Estatísticas do torneio

As of MON 12 SEP 2016

Statistics	Preliminaries	Quarterfinals	Semifinals	Finals	Total
Matches					
Total	10	4	2	2	18
Game Margin: 3:0	3 30%	1 25%	1 50%		5 28%
3:1	6 60%	2 50%			8 44%
3:2	1 10%	1 25%	1 50%	2 100%	5 28%
Invalid Results Mark					
Duration: Total	4h13min	1h51min	1h12min	1h10min	8h26min
Longest	35min	33min	37min	35min	37min
Shortest	15min	19min	35min	35min	15min
Average	25min	28min	36min	35min	28min
Games					
Total	38	16	8	10	72
Point Margin: 11					
10		1 6%			1 1%
9		3 19%			3 4%
8	3 8%				3 4%
7	4 11%			1 10%	5 7%
6	3 8%	1 6%		2 20%	6 8%
5	5 13%		2 25%		7 10%
4	6 16%	1 6%	1 13%		8 11%
3	4 11%	1 6%	3 38%	2 20%	10 14%
2	13 34%	9 56%	2 25%	5 50%	29 40%
Invalid Results Mark					
Duration: Total	3h28min	1h32min	58min	1h1min	6h59min
Longest	11min	9min	13min	9min	13min
Shortest	4min	3min	5min	4min	3min
Average	5min	6min	7min	6min	6min
Points					
Total	707	308	161	211	1387
Per game	18.61	19.25	20.13	21.10	19.26
Most consecutive won	10	9	5	8	10
Greatest deficit overcome	4	4	4	3	4
Longest rally	27	29	56	20	56
Average rally	5	5	7	4	5

Note:

The "Greatest deficit overcome" only applies when the player ends up winning the game.



Entry List by Event

As of MON 5 SEP 2016

NPC	Name	Date of Birth	How Qualified	World Ranking
BRA - Brazil	da SILVA OLIVEIRA Catia Cristina	12 JUN 1991	CQ	7
CHN - People's Republic of China	LIU Jing	25 JUL 1988	QR	2
FRA - France	LAFAYE Isabelle	9 JUL 1963	QR	6
IRL - Ireland	McCARRON ROONEY Rena	20 NOV 1964	QR	8
ISR - Israel	BRILL Chagit	10 DEC 1974	QI	3
ITA - Italy	PODDA Clara	19 JUL 1951	QR	11
	ROSSI Giada	24 AUG 1994	QR	4
JOR - Jordan	BARGOUTHI Maha	23 FEB 1962	QR	2
KOR - Republic of Korea	SEO Su-Yeon	8 JAN 1986	QR	15
POL - Poland	BUCLAW Dorota Anna	16 OCT 1977	QR	1
THA - Thailand	BOOTWANSIRINA Chilchitparyak	2 DEC 1975	QR	5

Note:

All changes are available in INFO.
(nnn) in 'How Qualified' represents the player's singles world ranking as of September 2016.

Legend:

CQ Continental Qualification **QI** Qualified by Invitation **QR** World Ranking



Draw
Sorteio

GROUP A

Rk	Name	NPC	Sport Class	KOR	ITA	BRA	Match Points
1	SEO Su-Yeon	KOR	2		3:0 (11:4, 11:2, 11:4)	3:0 (11:2, 11:5, 11:4)	4
2	PODDA Clara	ITA	2	0:3 (4:11, 2:11, 4:11)		3:2 (11:9, 7:11, 11:6, 6:11, 11:8)	3
3	da SILVA OLIVEIRA Catia Cristina	BRA	2	0:3 (2:11, 5:11, 4:11)	2:3 (9:11, 11:7, 6:11, 11:6, 8:11)		2

GROUP B

Rk	Name	NPC	Sport Class	CHN	IRL	JOR	Match Points
1	LIU Jing	CHN	2		3:0 (11:9, 11:4, 11:2)	3:0 (11:3, 11:6, 11:5)	4
2	McCARRON ROONEY Rena	IRL	2	0:3 (9:11, 4:11, 2:11)		3:0 (11:3, 11:4, 11:8)	3
3	BARGOUTH Maha	JOR	1	0:3 (3:11, 6:11, 5:11)	0:3 (3:11, 4:11, 8:11)		2

GROUP C

Rk	Name	NPC	Sport Class	FRA	POL	Match Points
1	LAFAYE Isabelle	FRA	2		3:0 (11:5, 11:8, 11:9)	2
2	BUCLAW Dorota Anna	POL	1	0:3 (5:11, 8:11, 9:11)		1

GROUP D

Rk	Name	NPC	Sport Class	ITA	THA	ISR	Match Points
1	ROSSI Giada	ITA	2		3:1 (9:11, 11:9, 11:7, 11:6)	3:0 (11:5, 11:4, 11:4)	4
2	BOOTWANSIRINA Chilchitpanyak	THA	2	1:3 (11:9, 9:11, 7:11, 6:11)		3:1 (11:6, 9:11, 11:8, 11:4)	3
3	BRILL Chagit Yona	ISR	1	0:3 (5:11, 4:11, 4:11)	1:3 (6:11, 11:9, 8:11, 4:11)		2

Qualification rule:
First and Second from each group will qualify for the Quarterfinals.

Legend:
Rk Rank


Draw

Sorteio

QUALIFIED FROM GROUPS				
Group	Rk	Name	NPC	Match Points
A	1	SEO Su-Yeon	KOR	4
B	1	LIU Jing	CHN	4
C	1	LAFAYE Isabelle	FRA	2
D	1	ROSSI Giada	ITA	4
A	2	PODDA Clara	ITA	3
B	2	McCARRON ROONEY Rena	IRL	3
C	2	BUCLAW Dorota Anna	POL	1
D	2	BOOTWANSIRINA Chilchitpanyak	THA	3

Quarterfinals	NPC Code	Semifinals	Finals
SEO Su-Yeon	KOR		
McCARRON ROONEY Rena	IRL	SEO Su-Yeon 3-0 (11:5, 11:8, 11:3)	
BUCLAW Dorota Anna	POL		
ROSSI Giada	ITA	ROSSI Giada 3-2 (8:11, 11:5, 9:11, 11:5, 11:7)	
LAFAYE Isabelle	FRA		
BOOTWANSIRINA Chilchitpanyak	THA	BOOTWANSIRINA C 3-1 (11:9, 11:3, 11:13, 11:7)	
PODDA Clara	ITA		
LIU Jing	CHN	LIU Jing 3-0 (11:7, 11:8, 11:4)	
		SEO Su-Yeon 3-0 (11:3, 12:10, 11:8)	
		LIU Jing 3-0 (11:4, 11:7, 11:7)	
			GOLD LIU Jing CHN 3-1 (11:6, 9:11, 12:10, 19:17)
			SILVER SEO Su-Yeon KOR
		ROSSI Giada	BRONZE ROSSI Giada ITA 3-0 (12:10, 11:0, 11:9)
		BOOTWANSIRINA C	



Match Results

Resultados da partida

SEO Su-Yeon (KOR) 3-0 PODDA Clara (ITA)

Game Summary		Match	Game 1	Game 2	Game 3	Game 4	Game 5
SEO Su-Yeon	KOR	3	11	11	11		
PODDA Clara	ITA	0	4	2	4		
Duration:		14min	4min	4min	4min		

Match No.: 1 Table: 1

Umpires: MANCINI Marco (BRA) RAGAB Elsayed (EGY)

Player Statistics	SEO Su-Yeon (KOR)					Match	PODDA Clara (ITA)					Match
	Game						Game					
	1	2	3	4	5		1	2	3	4	5	
Points won	11	11	11			33	4	2	4			10
Biggest lead	7	9	7			9	1	-	1			1
Points won on own serve	5	7	7			19	2	2	3			7
Points lost on own serve	2	0	0			2	6	4	4			14
Most consecutive points won	7	9	5			9	2	2	2			2
Greatest deficit overcome	1	-	1			1	-	-	-			-
Handedness/Grip	Right/						Right/					

Game/Match Statistics	Game					Match
	1	2	3	4	5	
Longest rally (strokes)	7	7	5			7
Average rally	3	3	3			3

Game Progress

1	SEO Su-Yeon (KOR)	0	*1	3	*5	7	*8	8	*10	11
	PODDA Clara (ITA)	*0	1	*1	1	*1	2	*4	4	4
2	SEO Su-Yeon (KOR)	*0	2	*2	4	*6	8	*10	11	
	PODDA Clara (ITA)	0	*0	2	*2	2	*2	2	2	
3	SEO Su-Yeon (KOR)	0	*1	3	*4	6	*6	8	*10	11
	PODDA Clara (ITA)	0	1	*1	2	*2	4	*4	4	4

Note:

The "Greatest deficit overcome" only applies when the player ends up winning the game.

Legend:

No. Number * Server



Match Results

Resultados da partida

LIU Jing (CHN) 3-0 BARGOUTHИ Maha (JOR)

Game Summary		Match	Game 1	Game 2	Game 3	Game 4	Game 5
LIU Jing	CHN	3	11	11	11		
BARGOUTHИ Maha	JOR	0	3	6	5		
Duration:		13min	3min	4min	3min		

Match No.: 2 Table: 3

Umpires: VILANOVA Flavia (BRA) ARINYE Cecilia Dora (NGR)

Player Statistics	LIU Jing (CHN)					Match	BARGOUTHИ Maha (JOR)					Match
	Game						Game					
	1	2	3	4	5		1	2	3	4	5	
Points won	11	11	11			33	3	6	5			14
Biggest lead	8	7	6			8	-	-	-			-
Points won on own serve	6	5	4			15	1	3	2			6
Points lost on own serve	2	3	3			8	5	6	6			17
Most consecutive points won	5	5	4			5	1	3	2			3
Greatest deficit overcome	-	-	-			-	-	-	-			-
Handedness/Grip	Left/						Left/					

Game/Match Statistics	Game					Match
	1	2	3	4	5	
Longest rally (strokes)	7	11	7			11
Average rally	3	4	4			4

Game Progress

1	LIU Jing (CHN)	*0	1	*2	4	*6	7	*9	11	
	BARGOUTHИ Maha (JOR)	0	*1	2	*2	2	*3	3	3	
2	LIU Jing (CHN)	0	*2	4	*5	6	*7	9	*10	11
	BARGOUTHИ Maha (JOR)	*0	0	*0	1	*2	3	*3	4	*6
3	LIU Jing (CHN)	0	2	*3	4	*6	7	*8	9	11
	BARGOUTHИ Maha (JOR)	0	*0	1	*2	2	*3	4	*5	5

Note:

The "Greatest deficit overcome" only applies when the player ends up winning the game.

Legend:

No. Number * Server



Match Results

Resultados da partida

LAFAYE Isabelle (FRA) 3-0 BUCLAW Dorota Anna (POL)

Game Summary		Match	Game 1	Game 2	Game 3	Game 4	Game 5
LAFAYE Isabelle	FRA	3	11	11	11		
BUCLAW Dorota Anna	POL	0	5	8	9		
Duration:		19min	4min	5min	6min		

Match No.: 3 Table: 5

Umpires: WIEKART Ina (NED) de PINTO Pietro (ITA)

Player Statistics	LAFAYE Isabelle (FRA)					Match	BUCLAW Dorota Anna (POL)					Match
	Game						Game					
	1	2	3	4	5		1	2	3	4	5	
Points won	11	11	11			33	5	8	9			22
Biggest lead	6	3	2			6	1	4	2			4
Points won on own serve	4	6	6			16	1	5	5			11
Points lost on own serve	4	3	4			11	7	5	5			17
Most consecutive points won	4	5	4			5	1	4	3			4
Greatest deficit overcome	1	4	2			4	-	-	-			-
Handedness/Grip	Right/						Left/					

Game/Match Statistics	Game					Match
	1	2	3	4	5	
Longest rally (strokes)	8	11	12			12
Average rally	3	4	5			4

Game Progress

1	LAFAYE Isabelle (FRA)	*0	1	*3	4	*5	6	*8	9	11		
	BUCLAW Dorota Anna (POL)	0	*1	1	*2	3	*4	4	*5	5		
2	LAFAYE Isabelle (FRA)	0	*0	2	*2	2	*3	5	*7	8	*10	11
	BUCLAW Dorota Anna (POL)	*0	2	*2	4	*6	7	*7	7	*8	8	8
3	LAFAYE Isabelle (FRA)	*0	0	*2	3	*4	6	*6	7	*7	9	11
	BUCLAW Dorota Anna (POL)	0	*2	2	*3	4	*4	6	*7	9	*9	9

Note:

The "Greatest deficit overcome" only applies when the player ends up winning the game.

Legend:

No. Number * Server



Match Results

Resultados da partida

ROSSI Giada (ITA) 3-0 BRILL Chagit Yona (ISR)

Game Summary		Match	Game 1	Game 2	Game 3	Game 4	Game 5
ROSSI Giada	ITA	3	11	11	11		
BRILL Chagit Yona	ISR	0	5	4	4		
Duration:		25min	7min	6min	6min		

Match No.: 4 Table: 7

Umpires: BARROS Mario Paz (BRA) BOUDJEHEM Abdellah (ALG)

Player Statistics	ROSSI Giada (ITA)					Match	BRILL Chagit Yona (ISR)					Match
	Game						Game					
	1	2	3	4	5		1	2	3	4	5	
Points won	11	11	11			33	5	4	4			13
Biggest lead	6	7	7			7	1	-	1			1
Points won on own serve	6	5	6			17	3	1	2			6
Points lost on own serve	2	3	1			6	5	6	5			16
Most consecutive points won	4	4	6			6	2	1	1			2
Greatest deficit overcome	1	-	1			1	-	-	-			-
Handedness/Grip	Right/						Right/					

Game/Match Statistics	Game					Match
	1	2	3	4	5	
Longest rally (strokes)	4	5	4			5
Average rally	2	2	2			2

Game Progress

1	ROSSI Giada (ITA)	0	*1	2	*4	6	*6	7	*9	11
	BRILL Chagit Yona (ISR)	*0	1	*2	2	*2	4	*5	5	5
2	ROSSI Giada (ITA)	*0	2	*4	5	*7	8	*9	10	11
	BRILL Chagit Yona (ISR)	0	*0	0	*1	1	*2	3	*4	4
3	ROSSI Giada (ITA)	0	*1	3	*4	5	*7	9	*10	11
	BRILL Chagit Yona (ISR)	0	1	*1	2	*3	3	*3	4	4

Note:

The "Greatest deficit overcome" only applies when the player ends up winning the game.

Legend:

No. Number * Server



Match Results

Resultados da partida

SEO Su-Yeon (KOR) 3-0 da SILVA OLIVEIRA Catia Cristina (BRA)

Game Summary		Match	Game 1	Game 2	Game 3	Game 4	Game 5
SEO Su-Yeon	KOR	3	11	11	11		
da SILVA OLIVEIRA Catia Cristina	BRA	0	2	5	4		
Duration:		18min	4min	5min	5min		

Match No.: 5 Table: 7

Umpires: RIVERO Ernesto (VEN) KLECKER Roman (CZE)

Player Statistics	SEO Su-Yeon (KOR)					Match	da SILVA OLIVEIRA Catia Cristina (BRA)					Match
	Game						Game					
	1	2	3	4	5		1	2	3	4	5	
Points won	11	11	11			33	2	5	4			11
Biggest lead	9	7	7			9	-	-	-			-
Points won on own serve	7	7	7			21	2	4	3			9
Points lost on own serve	0	1	1			2	4	4	4			12
Most consecutive points won	7	4	3			7	1	2	1			2
Greatest deficit overcome	-	-	-			-	-	-	-			-
Handedness/Grip	Right/						Right/					

Game/Match Statistics	Game					Match
	1	2	3	4	5	
Longest rally (strokes)	5	6	8			8
Average rally	3	4	4			4

Game Progress

1	SEO Su-Yeon (KOR)	*0	2	*3	5	*7	9	*10	11	
	da SILVA OLIVEIRA Catia Cristina (BRA)	0	*0	1	*1	1	*1	2	2	
2	SEO Su-Yeon (KOR)	0	*2	4	*5	7	*7	9	*10	11
	da SILVA OLIVEIRA Catia Cristina (BRA)	*0	0	*0	1	*1	3	*3	4	5
3	SEO Su-Yeon (KOR)	*0	2	*3	5	*6	7	*8	10	11
	da SILVA OLIVEIRA Catia Cristina (BRA)	0	*0	1	*1	2	*3	4	*4	4

Note:

The "Greatest deficit overcome" only applies when the player ends up winning the game.

Legend:

No. Number * Server



Match Results

Resultados da partida

LIU Jing (CHN) 3-0 McCARRON ROONEY Rena (IRL)

Game Summary		Match	Game 1	Game 2	Game 3	Game 4	Game 5
LIU Jing	CHN	3	11	11	11		
McCARRON ROONEY Rena	IRL	0	9	4	2		
Duration:		17min	5min	4min	5min		

Match No.: 6 Table: 3

Umpires: LARROZA Andres (PAR) ZAPATA Carlos (ESP)

Player Statistics	LIU Jing (CHN)					Match	McCARRON ROONEY Rena (IRL)					Match
	Game						Game					
	1	2	3	4	5		1	2	3	4	5	
Points won	11	11	11			33	9	4	2			15
Biggest lead	5	7	9			9	-	-	1			1
Points won on own serve	7	5	6			18	6	2	1			9
Points lost on own serve	3	2	1			6	4	6	5			15
Most consecutive points won	5	7	6			7	4	2	1			4
Greatest deficit overcome	-	-	1			1	-	-	-			-
Handedness/Grip	Left/						Right/					

Game/Match Statistics	Game					Match
	1	2	3	4	5	
Longest rally (strokes)	8	8	10			10
Average rally	5	4	4			4

Game Progress

1	LIU Jing (CHN)	*0	1	*2	4	*6	7	*7	8	*8	10	11
	McCARRON ROONEY Rena (IRL)	0	*1	2	*2	2	*3	5	*6	8	*8	9
2	LIU Jing (CHN)	0	*2	4	*6	7	*8	9	*10	11		
	McCARRON ROONEY Rena (IRL)	*0	0	*0	0	*1	2	*3	4	4		
3	LIU Jing (CHN)	*0	1	*3	5	*6	8	*10	11			
	McCARRON ROONEY Rena (IRL)	0	*1	1	*1	2	*2	2	2			

Note:

The "Greatest deficit overcome" only applies when the player ends up winning the game.

Legend:

No. Number * Server



Match Results

Resultados da partida

ROSSI Giada (ITA) 3-1 BOOTWANSIRINA Chilchitpanyak (THA)

Game Summary		Match	Game 1	Game 2	Game 3	Game 4	Game 5
ROSSI Giada	ITA	3	9	11	11	11	
BOOTWANSIRINA Chilchitpanyak	THA	1	11	9	7	6	
Duration:		40min	7min	8min	8min	8min	

Match No.: 8 Table: 1

Umpires: WONG Jeffrey (CAN) CHUNG Li-Chuan (TPE)

Player Statistics	ROSSI Giada (ITA)					Match	BOOTWANSIRINA Chilchitpanyak (THA)					Match	
	Game						Match	Game					
	1	2	3	4	5			1	2	3	4		5
Points won	9	11	11	11		42	11	9	7	6		33	
Biggest lead	3	2	4	5		5	2	5	1	2		5	
Points won on own serve	5	4	5	5		19	6	3	3	3		15	
Points lost on own serve	5	6	4	3		18	4	7	5	6		22	
Most consecutive points won	4	6	4	5		6	4	3	4	2		4	
Greatest deficit overcome	-	5	1	2		5	3	-	-	-		3	
Handedness/Grip	Right/						Right/						

Game/Match Statistics	Game					Match
	1	2	3	4	5	
Longest rally (strokes)	6	8	14	11		14
Average rally	3	3	5	5		4

Game Progress

1	ROSSI Giada (ITA)	*0	1	*2	3	*4	5	*7	8	*8	9	9
	BOOTWANSIRINA Chilchitpanyak (THA)	0	*1	2	*3	4	*5	5	*6	8	*9	11
2	ROSSI Giada (ITA)	0	*1	1	*2	2	*3	4	*6	8	*10	11
	BOOTWANSIRINA Chilchitpanyak (THA)	*0	1	*3	4	*6	7	*8	8	*8	8	9
3	ROSSI Giada (ITA)	0	2	*3	3	*4	5	*7	8	*9	11	
	BOOTWANSIRINA Chilchitpanyak (THA)	0	*0	1	*3	4	*5	5	*6	7	7	
4	ROSSI Giada (ITA)	0	*0	1	*2	4	*6	6	*8	10	11	
	BOOTWANSIRINA Chilchitpanyak (THA)	*0	2	*3	4	*4	4	*6	6	*6	6	

Note:

The "Greatest deficit overcome" only applies when the player ends up winning the game.

Legend:

No. Number * Server



Match Results

Resultados da partida

PODDA Clara (ITA) 3-2 da SILVA OLIVEIRA Catia Cristina (BRA)

Game Summary		Match	Game 1	Game 2	Game 3	Game 4	Game 5
PODDA Clara	ITA	3	11	7	11	6	11
da SILVA OLIVEIRA Catia Cristina	BRA	2	9	11	6	11	8
Duration:		35min	5min	5min	4min	4min	9min

Match No.: 9 Table: 1

Umpires: RIVERO Ernesto (VEN) KLECKER Roman (CZE)

Player Statistics	PODDA Clara (ITA)						da SILVA OLIVEIRA Catia Cristina (BRA)					
	Game					Match	Game					Match
	1	2	3	4	5		1	2	3	4	5	
Points won	11	7	11	6	11	46	9	11	6	11	8	45
Biggest lead	3	1	5	-	3	5	-	4	-	5	1	5
Points won on own serve	6	4	5	5	7	27	5	5	3	7	5	25
Points lost on own serve	4	6	3	4	2	19	5	3	6	1	4	19
Most consecutive points won	3	3	3	2	3	3	3	4	2	3	3	4
Greatest deficit overcome	-	-	-	-	1	1	-	1	-	-	-	1
Handedness/Grip	Right/						Right/					

Game/Match Statistics	Game					Match
	1	2	3	4	5	
Longest rally (strokes)	7	6	6	12	8	12
Average rally	3	3	3	4	3	3

Game Progress

1	PODDA Clara (ITA)	0	*2	2	*3	5	*6	7	*8	9	*9	11
	da SILVA OLIVEIRA Catia Cristina (BRA)	*0	0	*2	3	*3	4	*5	6	*7	9	9
2	PODDA Clara (ITA)	*0	0	*1	3	*4	4	*5	7	*7	7	
	da SILVA OLIVEIRA Catia Cristina (BRA)	0	*2	3	*3	4	*6	7	*7	9	11	
3	PODDA Clara (ITA)	0	*2	3	*4	6	*7	8	*9	10	11	
	da SILVA OLIVEIRA Catia Cristina (BRA)	*0	0	*1	2	*2	3	*4	5	*6	6	
4	PODDA Clara (ITA)	*0	1	*1	3	*3	4	*5	6	*6	6	
	da SILVA OLIVEIRA Catia Cristina (BRA)	0	*1	3	*3	5	*6	7	*8	10	11	
5	PODDA Clara (ITA)	0	*1	2	*3	5	*5	6	*7	9	*10	11
	da SILVA OLIVEIRA Catia Cristina (BRA)	0	1	*2	3	*3	5	*6	7	*7	8	8

Note:

The "Greatest deficit overcome" only applies when the player ends up winning the game.

Legend:

No. Number * Server



Match Results
Resultados da partida

McCARRON ROONEY Rena (IRL) 3-0 BARGOUTHY Maha (JOR)

Game Summary		Match	Game 1	Game 2	Game 3	Game 4	Game 5
McCARRON ROONEY Rena	IRL	3	11	11	11		
BARGOUTHY Maha	JOR	0	3	4	8		
Duration:		20min	4min	5min	7min		

Match No.: 10 Table: 3

Umpires: BAUR Helton Luis (BRA) DEMARIO Leonor (BRA)

Player Statistics	McCARRON ROONEY Rena (IRL)					Match	BARGOUTHY Maha (JOR)					Match
	Game						Game					
	1	2	3	4	5		1	2	3	4	5	
Points won	11	11	11			33	3	4	8			15
Biggest lead	8	7	3			8	-	1	6			6
Points won on own serve	8	5	5			18	3	2	3			8
Points lost on own serve	0	2	4			6	3	6	6			15
Most consecutive points won	4	6	6			6	1	2	6			6
Greatest deficit overcome	-	1	6			6	-	-	-			-
Handedness/Grip	Right/						Left/					

Game/Match Statistics	Game					Match
	1	2	3	4	5	
Longest rally (strokes)	7	6	9			9
Average rally	3	2	4			3

Game Progress

1	McCARRON ROONEY Rena (IRL)	*0	2	*3	5	*6	8	*9	11			
	BARGOUTHY Maha (JOR)	0	*0	1	*1	2	*2	3	3			
2	McCARRON ROONEY Rena (IRL)	0	*1	2	*3	5	*7	8	*10	11		
	BARGOUTHY Maha (JOR)	*0	1	*2	3	*3	3	*4	4	4		
3	McCARRON ROONEY Rena (IRL)	0	0	*0	0	*1	3	*5	6	*8	10	11
	BARGOUTHY Maha (JOR)	0	*2	4	*6	7	*7	7	*8	8	*8	8

Note:

The "Greatest deficit overcome" only applies when the player ends up winning the game.

Legend:

No. Number * Server



Match Results

Resultados da partida

BOOTWANSIRINA Chilchitpanyak (THA) 3-1 BRILL Chagit Yona (ISR)

Game Summary		Match	Game 1	Game 2	Game 3	Game 4	Game 5
BOOTWANSIRINA Chilchitpanyak	THA	3	11	9	11	11	
BRILL Chagit Yona	ISR	1	6	11	8	4	
Duration:		32min	5min	6min	7min	5min	

Match No.: 12 Table: 7

Umpires: SEMENOVA Elena (RUS) MUCHA Heike (GER)

Player Statistics	BOOTWANSIRINA Chilchitpanyak (THA)					Match	BRILL Chagit Yona (ISR)					Match
	Game						Game					
	1	2	3	4	5		1	2	3	4	5	
Points won	11	9	11	11		42	6	11	8	4		29
Biggest lead	5	4	3	7		7	2	2	4	-		4
Points won on own serve	5	4	6	7		22	2	5	4	4		15
Points lost on own serve	4	6	3	0		13	6	5	5	4		20
Most consecutive points won	6	4	5	4		6	2	4	4	2		4
Greatest deficit overcome	2	-	4	-		4	-	4	-	-		4
Handedness/Grip	Right/						Right/					

Game/Match Statistics	Game					Match
	1	2	3	4	5	
Longest rally (strokes)	6	7	7	9		9
Average rally	3	3	3	4		3

Game Progress

1	BOOTWANSIRINA Chilchitpanyak (THA)	*0	1	*2	2	*4	5	*6	8	*10	11	
	BRILL Chagit Yona (ISR)	0	*1	2	*4	4	*5	6	*6	6	6	
2	BOOTWANSIRINA Chilchitpanyak (THA)	0	*2	4	*4	5	*6	6	*7	7	*8	9
	BRILL Chagit Yona (ISR)	*0	0	*0	2	*3	4	*6	7	*9	10	11
3	BOOTWANSIRINA Chilchitpanyak (THA)	0	0	*0	1	*3	5	*6	7	*8	10	11
	BRILL Chagit Yona (ISR)	0	*2	4	*5	5	*5	6	*7	8	*8	8
4	BOOTWANSIRINA Chilchitpanyak (THA)	0	*2	4	*4	6	*7	9	*10	11		
	BRILL Chagit Yona (ISR)	*0	0	*0	2	*2	3	*3	4	4		

Note:

The "Greatest deficit overcome" only applies when the player ends up winning the game.

Legend:

No. Number * Server



Match Results

Resultados da partida

SEO Su-Yeon (KOR) 3-0 McCARRON ROONEY Rena (IRL)

Game Summary		Match	Game 1	Game 2	Game 3	Game 4	Game 5
SEO Su-Yeon	KOR	3	11	11	11		
McCARRON ROONEY Rena	IRL	0	5	8	3		
Duration:		20min	5min	6min	5min		

Match No.: 13 Table: 1

Umpires: KLECKER Roman (CZE) GALVAO Luzia (BRA)

Player Statistics	SEO Su-Yeon (KOR)					Match	McCARRON ROONEY Rena (IRL)					Match
	Game						Game					
	1	2	3	4	5		1	2	3	4	5	
Points won	11	11	11			33	5	8	3			16
Biggest lead	6	3	8			8	-	3	-			3
Points won on own serve	6	7	7			20	3	6	2			11
Points lost on own serve	2	2	1			5	5	4	4			13
Most consecutive points won	3	6	4			6	2	3	1			3
Greatest deficit overcome	-	3	-			3	-	-	-			-
Handedness/Grip	Right/						Right/					

Game/Match Statistics	Game					Match
	1	2	3	4	5	
Longest rally (strokes)	8	13	7			13
Average rally	4	4	4			4

Game Progress

1	SEO Su-Yeon (KOR)	*0	2	*3	4	*5	7	*8	9	11		
	McCARRON ROONEY Rena (IRL)	0	*0	1	*2	3	*3	4	*5	5		
2	SEO Su-Yeon (KOR)	0	*0	2	*2	3	*4	5	*6	8	*10	11
	McCARRON ROONEY Rena (IRL)	*0	2	*2	4	*5	6	*7	8	*8	8	8
3	SEO Su-Yeon (KOR)	*0	2	*4	5	*6	8	*9	11			
	McCARRON ROONEY Rena (IRL)	0	*0	0	*1	2	*2	3	3			

Note:

The "Greatest deficit overcome" only applies when the player ends up winning the game.

Legend:

No. Number * Server



Match Results

Resultados da partida

ROSSI Giada (ITA) 3-2 BUCLAW Dorota Anna (POL)

Game Summary		Match	Game 1	Game 2	Game 3	Game 4	Game 5
ROSSI Giada	ITA	3	8	11	9	11	11
BUCLAW Dorota Anna	POL	2	11	5	11	5	7
Duration:		48min	8min	6min	6min	5min	7min

Match No.: 14 Table: 3

Umpires: RIVERO Ernesto (VEN) TSE Mei Lan (HKG)

Player Statistics	ROSSI Giada (ITA)						BUCLAW Dorota Anna (POL)					
	Game					Match	Game					Match
	1	2	3	4	5		1	2	3	4	5	
Points won	8	11	9	11	11	50	11	5	11	5	7	39
Biggest lead	2	6	1	6	5	6	3	-	3	1	1	3
Points won on own serve	4	6	5	7	7	29	5	3	6	4	4	22
Points lost on own serve	6	2	5	1	3	17	4	5	4	4	4	21
Most consecutive points won	3	4	2	3	6	6	3	2	4	2	3	4
Greatest deficit overcome	-	-	-	1	1	1	2	-	1	-	-	2
Handedness/Grip	Right/						Left/					

Game/Match Statistics	Game					Match
	1	2	3	4	5	
Longest rally (strokes)	6	8	6	9	8	9
Average rally	3	4	3	4	3	3

Game Progress

1	ROSSI Giada (ITA)	*0	1	*3	3	*4	5	*6	7	*7	8	8
	BUCLAW Dorota Anna (POL)	0	*1	1	*3	4	*5	6	*7	9	*10	11
2	ROSSI Giada (ITA)	0	*2	4	*5	6	*7	8	*9	11		
	BUCLAW Dorota Anna (POL)	*0	0	*0	1	*2	3	*4	5	5		
3	ROSSI Giada (ITA)	*0	1	*2	3	*3	4	*5	6	*7	8	9
	BUCLAW Dorota Anna (POL)	0	*1	2	*3	5	*6	7	*8	9	*10	11
4	ROSSI Giada (ITA)	0	*1	2	*3	5	*6	8	*9	11		
	BUCLAW Dorota Anna (POL)	*0	1	*2	3	*3	4	*4	5	5		
5	ROSSI Giada (ITA)	*0	1	*2	4	*4	5	*7	9	*10	11	
	BUCLAW Dorota Anna (POL)	0	*1	2	*2	4	*5	5	*5	6	7	

Note:

The "Greatest deficit overcome" only applies when the player ends up winning the game.

Legend:

No. Number * Server



Match Results
Resultados da partida

BOOTWANSIRINA Chilchitpanyak (THA) 3-1 LAFAYE Isabelle (FRA)

Game Summary		Match	Game 1	Game 2	Game 3	Game 4	Game 5
BOOTWANSIRINA Chilchitpanyak	THA	3	11	11	11	11	
LAFAYE Isabelle	FRA	1	9	3	13	7	
Duration:		31min	6min	4min	7min	7min	

Match No.: 15 Table: 5

Umpires: BOTH Flavio (BRA) BARROS Mario Paz (BRA)

Player Statistics	BOOTWANSIRINA Chilchitpanyak (THA)					Match	LAFAYE Isabelle (FRA)					Match
	Game						Game					
	1	2	3	4	5		1	2	3	4	5	
Points won	11	11	11	11		44	9	3	13	7		32
Biggest lead	3	8	1	4		8	1	-	3	2		3
Points won on own serve	6	7	5	6		24	5	2	5	3		15
Points lost on own serve	4	1	7	4		16	5	4	6	5		20
Most consecutive points won	3	6	4	5		6	3	1	3	3		3
Greatest deficit overcome	1	-	-	2		2	-	-	1	-		1
Handedness/Grip	Right/						Right/					

Game/Match Statistics	Game					Match
	1	2	3	4	5	
Longest rally (strokes)	12	8	13	20		20
Average rally	5	3	5	7		5

Game Progress

1	BOOTWANSIRINA Chilchitpanyak (THA)	0	*1	2	*3	5	*6	7	*8	8	*9	11				
	LAFAYE Isabelle (FRA)	*0	1	*2	3	*3	4	*5	6	*8	9	9				
2	BOOTWANSIRINA Chilchitpanyak (THA)	*0	1	*2	4	*5	7	*9	11							
	LAFAYE Isabelle (FRA)	0	*1	2	*2	3	*3	3	3			3				
3	BOOTWANSIRINA Chilchitpanyak (THA)	0	*0	1	*3	4	*5	6	*7	8	*9	10	*11	11	*11	11
	LAFAYE Isabelle (FRA)	0	2	*3	3	*4	5	*6	7	*8	9	*10	10	*11	12	13
4	BOOTWANSIRINA Chilchitpanyak (THA)	*0	1	*2	2	*3	4	*6	8	*9	11					
	LAFAYE Isabelle (FRA)	0	*1	2	*4	5	*6	6	*6	7	7					

Note:
The "Greatest deficit overcome" only applies when the player ends up winning the game.

Legend:
No. Number * Server



Match Results

Resultados da partida

LIU Jing (CHN) 3-0 PODDA Clara (ITA)

Game Summary		Match	Game 1	Game 2	Game 3	Game 4	Game 5
LIU Jing	CHN	3	11	11	11		
PODDA Clara	ITA	0	7	8	4		
Duration:		14min	4min	4min	4min		

Match No.: 16 Table: 7

Umpires: HOPKINS Alan Leslie (AUS) KIM Kyunghee (KOR)

Player Statistics	LIU Jing (CHN)					Match	PODDA Clara (ITA)					Match
	Game						Game					
	1	2	3	4	5		1	2	3	4	5	
Points won	11	11	11			33	7	8	4			19
Biggest lead	4	3	8			8	-	1	-			1
Points won on own serve	5	7	7			19	4	5	4			13
Points lost on own serve	3	3	0			6	6	4	4			14
Most consecutive points won	3	3	6			6	2	3	2			3
Greatest deficit overcome	-	1	-			1	-	-	-			-
Handedness/Grip	Left/						Right/					

Game/Match Statistics	Game					Match
	1	2	3	4	5	
Longest rally (strokes)	9	7	8			9
Average rally	3	4	4			4

Game Progress

1	LIU Jing (CHN)	0	*2	3	*4	5	*5	7	*8	9	11
	PODDA Clara (ITA)	*0	0	*1	2	*3	5	*5	6	*7	7
2	LIU Jing (CHN)	*0	1	*2	4	*5	6	*7	8	*8	11
	PODDA Clara (ITA)	0	*1	2	*2	3	*4	5	*6	8	*8
3	LIU Jing (CHN)	0	*1	3	*5	7	*8	10	*10	11	
	PODDA Clara (ITA)	*0	1	*1	1	*1	2	*2	4	4	

Note:

The "Greatest deficit overcome" only applies when the player ends up winning the game.

Legend:

No. Number * Server



Match Results

Resultados da partida

SEO Su-Yeon (KOR) 3-0 ROSSI Giada (ITA)

Game Summary		Match	Game 1	Game 2	Game 3	Game 4	Game 5
SEO Su-Yeon	KOR	3	11	12	11		
ROSSI Giada	ITA	0	3	10	8		
Duration:		25min	4min	7min	9min		

Match No.: 17 Table: 5

Umpires: LU Hong (CHN) LARROZA Andres (PAR)

Player Statistics	SEO Su-Yeon (KOR)					Match	ROSSI Giada (ITA)					Match
	Game						Game					
	1	2	3	4	5		1	2	3	4	5	
Points won	11	12	11			34	3	10	8			21
Biggest lead	8	2	3			8	-	2	3			3
Points won on own serve	3	6	7			16	0	5	5			10
Points lost on own serve	3	5	2			10	8	6	4			18
Most consecutive points won	6	3	4			6	2	3	3			3
Greatest deficit overcome	-	2	3			3	-	-	-			-
Handedness/Grip	Right/						Right/					

Game/Match Statistics	Game					Match
	1	2	3	4	5	
Longest rally (strokes)	15	9	6			15
Average rally	5	4	3			4

Game Progress

1	SEO Su-Yeon (KOR)	0	*2	3	*5	7	*9	9	11					
	ROSSI Giada (ITA)	*0	0	*1	1	*1	1	*3	3					
2	SEO Su-Yeon (KOR)	*0	0	*2	3	*4	5	*6	7	*7	9	*10	11	12
	ROSSI Giada (ITA)	0	*2	2	*3	4	*5	6	*7	9	*9	10	*10	10
3	SEO Su-Yeon (KOR)	0	*0	1	*2	4	*4	6	*7	8	*10	11		
	ROSSI Giada (ITA)	0	2	*3	4	*4	6	*6	7	*8	8	8		

Note:

The "Greatest deficit overcome" only applies when the player ends up winning the game.

Legend:

No. Number * Server



Match Results

Resultados da partida

LIU Jing (CHN) 3-0 BOOTWANSIRINA Chilchitpanyak (THA)

Game Summary		Match	Game 1	Game 2	Game 3	Game 4	Game 5
LIU Jing	CHN	3	11	11	11		
BOOTWANSIRINA Chilchitpanyak	THA	0	4	7	7		
Duration:		17min	4min	5min	6min		

Match No.: 18 Table: 7

Umpires: TSE Mei Lan (HKG) RIVERO Ernesto (VEN)

Player Statistics	LIU Jing (CHN)					Match	BOOTWANSIRINA Chilchitpanyak (THA)					Match
	Game						Game					
	1	2	3	4	5		1	2	3	4	5	
Points won	11	11	11			33	4	7	7			18
Biggest lead	7	4	4			7	-	-	2			2
Points won on own serve	6	6	5			17	3	3	4			10
Points lost on own serve	1	4	3			8	5	5	6			16
Most consecutive points won	4	4	4			4	1	3	2			3
Greatest deficit overcome	-	-	2			2	-	-	-			-
Handedness/Grip	Left/						Right/					

Game/Match Statistics	Game					Match
	1	2	3	4	5	
Longest rally (strokes)	8	17	9			17
Average rally	4	5	4			5

Game Progress

1	LIU Jing (CHN)	0	*1	3	*4	6	*7	8	*10	11	
	BOOTWANSIRINA Chilchitpanyak (THA)	*0	1	*1	2	*2	3	*4	4	4	
2	LIU Jing (CHN)	*0	2	*4	4	*5	6	*6	8	*10	11
	BOOTWANSIRINA Chilchitpanyak (THA)	0	*0	0	*2	3	*4	6	*6	6	7
3	LIU Jing (CHN)	0	*0	1	*3	3	*4	6	*7	9	11
	BOOTWANSIRINA Chilchitpanyak (THA)	*0	2	*3	3	*5	6	*6	7	*7	7

Note:

The "Greatest deficit overcome" only applies when the player ends up winning the game.

Legend:

No. Number * Server



Match Results

Resultados da partida

ROSSI Giada (ITA) 3-0 BOOTWANSIRINA Chilchitpanyak (THA)

Game Summary		Match	Game 1	Game 2	Game 3	Game 4	Game 5
ROSSI Giada	ITA	3	12	11	11		
BOOTWANSIRINA Chilchitpanyak	THA	0	10	0	9		
Duration:		25min	7min	4min	9min		

Match No.: 19 Table: 3

Umpires: GALVAO Luzia (BRA) BARROS Mario Paz (BRA)

Player Statistics	ROSSI Giada (ITA)					Match	BOOTWANSIRINA Chilchitpanyak (THA)					Match
	Game						Game					
	1	2	3	4	5		1	2	3	4	5	
Points won	12	11	11			34	10	0	9			19
Biggest lead	3	11	2			11	2	-	3			3
Points won on own serve	6	6	5			17	5	0	4			9
Points lost on own serve	5	0	5			10	6	5	6			17
Most consecutive points won	5	11	4			11	3	0	3			3
Greatest deficit overcome	2	-	3			3	-	-	-			-
Handedness/Grip	Right/						Right/					

Game/Match Statistics	Game					Match
	1	2	3	4	5	
Longest rally (strokes)	7	12	26			26
Average rally	4	5	7			5

Game Progress

1	ROSSI Giada (ITA)	0	*1	1	*3	5	*6	7	*7	8	*9	10	*11	12
	BOOTWANSIRINA Chilchitpanyak (THA)	*0	1	*3	3	*3	4	*5	7	*8	9	*10	10	10
2	ROSSI Giada (ITA)	*0	2	*4	6	*8	10	11						
	BOOTWANSIRINA Chilchitpanyak (THA)	0	*0	0	*0	0	*0	0						
3	ROSSI Giada (ITA)	0	*1	1	*2	3	*5	6	*7	8	*9	11		
	BOOTWANSIRINA Chilchitpanyak (THA)	*0	1	*3	4	*5	5	*6	7	*8	9	9		

Note:

The "Greatest deficit overcome" only applies when the player ends up winning the game.

Legend:

No. Number * Server



Match Results

Resultados da partida

LIU Jing (CHN) 3-1 SEO Su-Yeon (KOR)

Game Summary		Match	Game 1	Game 2	Game 3	Game 4	Game 5
LIU Jing	CHN	3	11	9	12	19	
SEO Su-Yeon	KOR	1	6	11	10	17	
Duration:		31min	4min	5min	7min	11min	

Match No.: 20 Table: 1

Umpires: SILVA Juvenal (BRA) da SILVA Ivam (BRA)

Player Statistics	LIU Jing (CHN)					Match	SEO Su-Yeon (KOR)					Match
	Game						Game					
	1	2	3	4	5		1	2	3	4	5	
Points won	11	9	12	19		51	6	11	10	17		44
Biggest lead	7	5	2	2		7	-	3	4	2		4
Points won on own serve	7	4	7	12		30	4	5	6	11		26
Points lost on own serve	2	6	4	6		18	4	5	5	6		20
Most consecutive points won	4	5	4	3		5	2	7	5	3		7
Greatest deficit overcome	-	-	4	2		4	-	5	-	-		5
Handedness/Grip	Left/						Right/					

Game/Match Statistics	Game					Match
	1	2	3	4	5	
Longest rally (strokes)	8	9	13	17		17
Average rally	4	5	6	6		5

Game Progress

1	LIU Jing (CHN)	*0	2	*4	5	*6	8	*9	10	*10	11							
	SEO Su-Yeon (KOR)	0	*0	0	*1	2	*2	3	*4	6	6							
2	LIU Jing (CHN)	0	*1	3	*5	6	*7	7	*7	7	*8	9						
	SEO Su-Yeon (KOR)	*0	1	*1	1	*2	3	*5	7	*9	10	11						
3	LIU Jing (CHN)	*0	1	*1	1	*3	5	*5	7	*7	8	*10	11	12				
	SEO Su-Yeon (KOR)	0	*1	3	*5	5	*5	7	*7	9	*10	10	*10	10				
4	LIU Jing (CHN)	0	*1	1	*2	4	*5	6	*6	7	*8	10	*11	11	*11	12	*12	13
	SEO Su-Yeon (KOR)	0	1	*3	4	*4	5	*6	8	*9	10	*10	10	*11	12	*12	13	*13
		*13	14	*14	15	*16	16	*16	17	*18	19							
		14	*14	15	*15	15	*16	17	*17	17	17							

Note:

The "Greatest deficit overcome" only applies when the player ends up winning the game.

Legend:

No. Number * Server



Player Statistics

Estatísticas dos atletas

As of SUN 11 SEP 2016

Players	NPC	Matches				Games				Match Duration	
		Played	Won	Lost	%Won	Played	Won	Lost	%Won	All	Average
BARGOUTHI Maha	JOR	2	0	2	0%	6	0	6	0%	33min	17min
Left		Points Won				Points Lost					
CI1		Total	Own Serve: 14		Most Consecutive: 6		Total	Own Serve: 32		Most Consecutive: 6	
		28	Opp. Serve: 14		GDO: 0		65	Opp. Serve: 33		GLL: 6	
BOOTWANSIRINA C	THA	Matches				Games				Match Duration	
Right		Played	Won	Lost	%Won	Played	Won	Lost	%Won	All	Average
CI2		5	2	3	40%	18	7	11	39%	2h25min	29min
		Points Won				Points Lost					
		Total	Own Serve: 80		Most Consecutive: 6		Total	Own Serve: 84		Most Consecutive: 11	
		156	Opp. Serve: 76		GDO: 4		167	Opp. Serve: 83		GLL: 5	
BRILL Chagit Yona	ISR	Matches				Games				Match Duration	
Right		Played	Won	Lost	%Won	Played	Won	Lost	%Won	All	Average
CI1		2	0	2	0%	7	1	6	14%	57min	29min
		Points Won				Points Lost					
		Total	Own Serve: 21		Most Consecutive: 4		Total	Own Serve: 36		Most Consecutive: 6	
		40	Opp. Serve: 19		GDO: 4		75	Opp. Serve: 39		GLL: 4	
BUCLAW Dorota Anna	POL	Matches				Games				Match Duration	
Left		Played	Won	Lost	%Won	Played	Won	Lost	%Won	All	Average
CI1		2	0	2	0%	8	2	6	25%	1h7min	34min
		Points Won				Points Lost					
		Total	Own Serve: 33		Most Consecutive: 4		Total	Own Serve: 38		Most Consecutive: 6	
		61	Opp. Serve: 28		GDO: 2		83	Opp. Serve: 45		GLL: 4	
da SILVA OLIVEIRA	BRA	Matches				Games				Match Duration	
Right		Played	Won	Lost	%Won	Played	Won	Lost	%Won	All	Average
CI2		2	0	2	0%	8	2	6	25%	53min	27min
		Points Won				Points Lost					
		Total	Own Serve: 34		Most Consecutive: 4		Total	Own Serve: 31		Most Consecutive: 7	
		55	Opp. Serve: 21		GDO: 1		79	Opp. Serve: 48		GLL: 1	
LAFAYE Isabelle	FRA	Matches				Games				Match Duration	
Right		Played	Won	Lost	%Won	Played	Won	Lost	%Won	All	Average
CI2		2	1	1	50%	7	4	3	57%	50min	25min
		Points Won				Points Lost					
		Total	Own Serve: 31		Most Consecutive: 5		Total	Own Serve: 31		Most Consecutive: 6	
		64	Opp. Serve: 33		GDO: 4		66	Opp. Serve: 35		GLL: 2	
LIU Jing	CHN	Matches				Games				Match Duration	
Left		Played	Won	Lost	%Won	Played	Won	Lost	%Won	All	Average
CI2		5	5	0	100%	16	15	1	94%	1h32min	18min
		Points Won				Points Lost					
		Total	Own Serve: 99		Most Consecutive: 7		Total	Own Serve: 46		Most Consecutive: 7	
		181	Opp. Serve: 82		GDO: 4		110	Opp. Serve: 64		GLL: 5	



Player Statistics
Estatísticas dos atletas

As of SUN 11 SEP 2016

Players	NPC	Matches				Games				Match Duration	
		Played	Won	Lost	%Won	Played	Won	Lost	%Won	All	Average
McCARRON ROONEY R Right Cl2	IRL	3	1	2	33%	9	3	6	33%	57min	19min
		Points Won				Points Lost					
		Total	Own Serve: 38		Most Consecutive: 6		Total	Own Serve: 34		Most Consecutive: 7	
		64	Opp. Serve: 26		GDO: 6		80	Opp. Serve: 46		GLL: 3	
PODDA Clara Right Cl2	ITA	Matches				Games				Match Duration	
		Played	Won	Lost	%Won	Played	Won	Lost	%Won	All	Average
		3	1	2	33%	11	3	8	27%	1h3min	21min
		Points Won				Points Lost					
Total	Own Serve: 47		Most Consecutive: 3		Total	Own Serve: 47		Most Consecutive: 9			
74	Opp. Serve: 27		GDO: 1		110	Opp. Serve: 63		GLL: 1			
ROSSI Giada Right Cl2	ITA	Matches				Games				Match Duration	
		Played	Won	Lost	%Won	Played	Won	Lost	%Won	All	Average
		5	4	1	80%	18	12	6	67%	2h43min	33min
		Points Won				Points Lost					
Total	Own Serve: 92		Most Consecutive: 11		Total	Own Serve: 69		Most Consecutive: 6			
178	Opp. Serve: 86		GDO: 5		137	Opp. Serve: 68		GLL: 3			
SEO Su-Yeon Right Cl2	KOR	Matches				Games				Match Duration	
		Played	Won	Lost	%Won	Played	Won	Lost	%Won	All	Average
		5	4	1	80%	16	13	3	81%	1h48min	22min
		Points Won				Points Lost					
Total	Own Serve: 102		Most Consecutive: 9		Total	Own Serve: 39		Most Consecutive: 5			
177	Opp. Serve: 75		GDO: 5		106	Opp. Serve: 67		GLL: 4			

Note:
The "Greatest deficit overcome" only applies when the player ends up winning the game and "Greatest lead lost" only when losing.

Legend:
GDO Greatest deficit overcome GLL Greatest lead lost Opp. Opponent's



Tournament Statistics

Estatísticas do torneio

As of SUN 11 SEP 2016

Statistics	Preliminaries	Quarterfinals	Semifinals	Finals	Total
Matches					
Total	10	4	2	2	18
Game Margin: 3:0	7 70%	2 50%	2 100%	1 50%	12 67%
3:1	2 20%	1 25%		1 50%	4 22%
3:2	1 10%	1 25%			2 11%
Invalid Results Mark					
Duration: Total	3h53min	1h53min	42min	56min	7h24min
Longest	40min	48min	25min	31min	48min
Shortest	13min	14min	17min	25min	13min
Average	23min	28min	21min	28min	25min
Games					
Total	34	15	6	7	62
Point Margin: 11				1 14%	1 2%
10					
9	3 9%				3 5%
8	2 6%	2 13%	1 17%		5 8%
7	8 24%	1 7%	1 17%		10 16%
6	4 12%	3 20%			7 11%
5	5 15%			1 14%	6 10%
4	2 6%	3 20%	2 33%		7 11%
3	4 12%	3 20%	1 17%		8 13%
2	6 18%	3 20%	1 17%	5 71%	15 24%
Invalid Results Mark					
Duration: Total	3h1min	1h24min	35min	47min	5h47min
Longest	9min	8min	9min	11min	11min
Shortest	3min	4min	4min	4min	3min
Average	5min	6min	6min	7min	6min
Points					
Total	568	266	106	148	1088
Per game	16.71	17.73	17.67	21.14	17.55
Most consecutive won	9	6	6	11	11
Greatest deficit overcome	6	3	3	5	6
Longest rally	14	20	17	26	26
Average rally	4	4	4	5	4

Note:

The "Greatest deficit overcome" only applies when the player ends up winning the game.



Entry List by Event

As of MON 5 SEP 2016

NPC	Name	Date of Birth	How Qualified	World Ranking
AUT - Austria	MADER Doris	3 FEB 1976	QR	7
BRA - Brazil	FRAGA SEVERO Thais	31 MAY 1993	QI	22
CHN - People's Republic of China	LI Qian	13 FEB 1989	CQ	2
	XUE Juan	20 OCT 1989		3
CRO - Croatia	DRETAR KARIC Helena	28 NOV 1979	QR	14
	MUZINIC Andela	1 NOV 1992	QR	4
GBR - Great Britain	CAMPBELL Lara	18 AUG 1968	QR	15
	HEAD Sara	12 APR 1980	QR	13
ITA - Italy	BRUNELLI Michela	5 JUL 1974	QR	8
KOR - Republic of Korea	KIM Ok	24 FEB 1977	QR	18
	LEE Mi-Gyu	4 NOV 1988	QR	6
	YOON Jiyu	28 DEC 2000		9
MEX - Mexico	SIGALA LOPEZ Maria Edith	16 JUN 1976		16
SVK - Slovakia	KANOVA Alena	29 MAR 1980	QR	5
SWE - Sweden	AHLQUIST Anna-Carin	5 JUN 1972	CQ	1
THA - Thailand	ASAYUT Dararat	18 JUN 1984	QR	12
TUR - Turkey	DUMAN Hatice	12 AUG 1994	QR	10
USA - United States of America	FONTAINE Pamela	16 DEC 1964	QI	23

Note:

All changes are available in INFO.
(nnn) in 'How Qualified' represents the player's singles world ranking as of September 2016.

Legend:

CQ Continental Qualification **QI** Qualified by Invitation **QR** World Ranking



Draw
Sorteio

GROUP A

Rk	Name	NPC	SWE	GBR	MEX	Match Points
1	AHLQUIST Anna-Carin	SWE		3:0 (11:3, 11:2, 11:5)	3:0 (11:1, 11:8, 11:7)	4
2	HEAD Sara	GBR	0:3 (3:11, 2:11, 5:11)		3:2 (8:11, 11:5, 11:6, 9:11, 11:9)	3
3	SIGALA LOPEZ Maria Edith	MEX	0:3 (1:11, 8:11, 7:11)	2:3 (11:8, 5:11, 6:11, 11:9, 9:11)		2

GROUP B

Rk	Name	NPC	CHN	TUR	GBR	Match Points
1	LI Qian	CHN		3:0 (11:6, 11:3, 11:3)	3:0 (11:7, 11:7, 13:11)	4
2	DUMAN Hatice	TUR	0:3 (6:11, 3:11, 3:11)		3:2 (11:5, 8:11, 9:11, 11:9, 11:2)	3
3	CAMPBELL Lara Jane	GBR	0:3 (7:11, 7:11, 11:13)	2:3 (5:11, 11:8, 11:9, 9:11, 2:11)		2

GROUP C

Rk	Name	NPC	CHN	CRO	THA	Match Points
1	XUE Juan	CHN		3:1 (11:8, 11:2, 8:11, 11:8)	3:0 (11:6, 11:4, 11:7)	4
2	DRETAR KARIC Helena	CRO	1:3 (8:11, 2:11, 11:8, 8:11)		3:0 (11:9, 11:9, 11:6)	3
3	ASAYUT Dararat	THA	0:3 (6:11, 4:11, 7:11)	0:3 (9:11, 9:11, 6:11)		2

GROUP D

Rk	Name	NPC	ITA	CRO	KOR	Match Points
1	BRUNELLI Michela	ITA		3:2 (8:11, 11:8, 9:11, 11:5, 11:6)	3:1 (11:9, 8:11, 11:8, 11:9)	4
2	MUZINIC Andela	CRO	2:3 (11:8, 8:11, 11:9, 5:11, 6:11)		3:0 (11:6, 11:5, 11:4)	3
3	KIM Ok	KOR	1:3 (9:11, 11:8, 8:11, 9:11)	0:3 (6:11, 5:11, 4:11)		2

GROUP E

Rk	Name	NPC	KOR	SVK	BRA	Match Points
1	YOON Jiyu	KOR		3:0 (11:9, 12:10, 11:8)	3:0 (11:4, 11:9, 11:7)	4
2	KANOVA Alena	SVK	0:3 (9:11, 10:12, 8:11)		3:1 (9:11, 11:8, 11:7, 17:15)	3
3	FRAGA SEVERO Thais	BRA	0:3 (4:11, 9:11, 7:11)	1:3 (11:9, 8:11, 7:11, 15:17)		2



Draw
Sorteio

GROUP F

Rk	Name	NPC	KOR	AUT	USA	Match Points
1	LEE Mi-Gyu	KOR		3:0 (11:4, 11:9, 11:8)	3:1 (12:10, 9:11, 11:6, 11:8)	4
2	MADER Doris	AUT	0:3 (4:11, 9:11, 8:11)		3:0 (12:10, 15:13, 11:6)	3
3	FONTAINE Pamela	USA	1:3 (10:12, 11:9, 6:11, 8:11)	0:3 (10:12, 13:15, 6:11)		2

Qualification rule:

First and Second from each group will qualify for the Round 1.

Legend:

Rk Rank



Draw

Sorteio

QUALIFIED FROM GROUPS				
Group	Rk	Name	NPC	Match Points
A	1	AHLQUIST Anna-Carin	SWE	4
B	1	LI Qian	CHN	4
C	1	XUE Juan	CHN	4
D	1	BRUNELLI Michela	ITA	4
E	1	YOON Jiyu	KOR	4
F	1	LEE Mi-Gyu	KOR	4
A	2	HEAD Sara	GBR	3
B	2	DUMAN Hatice	TUR	3
C	2	DRETAR KARIC Helena	CRO	3
D	2	MUZINIC Andela	CRO	3
E	2	KANOVA Alena	SVK	3
F	2	MADER Doris	AUT	3

Round 1	NPC Code	Quarterfinals	Semifinals	Finals
AHLQUIST Anna-Carin	SWE			
BYE		AHLQUIST Anna-Cari		
MUZINIC Andela	CRO	MUZINIC Andela	AHLQUIST Anna-Carin 3-2 (11:3, 10:12, 11:7, 3:11, 11:5)	
DUMAN Hatice	TUR	3-1 (11:4, 11:7, 4:11, 13:11)		
LEE Mi-Gyu	KOR			XUE Juan 3-1 (11:9, 3:11, 11:8, 11:8)
KANOVA Alena	SVK	KANOVA Alena 3-1 (12:10, 11:9, 8:11, 11:7)		
BYE			XUE Juan 3-2 (8:11, 11:6, 7:11, 11:6, 11:7)	
XUE Juan	CHN	XUE Juan		GOLD XUE Juan CHN 3-0 (12:10, 11:7, 11:9)
BRUNELLI Michela	ITA	BRUNELLI Michela		
BYE				
MADER Doris	AUT		YOON Jiyu 3-0 (11:4, 11:5, 12:10)	
YOON Jiyu	KOR	YOON Jiyu 3-0 (11:9, 11:3, 11:7)		
HEAD Sara	GBR			LI Qian 3-0 (11:6, 11:6, 11:9)
DRETAR KARIC Helena	CRO	HEAD Sara 3-0 (11:8, 11:8, 11:6)		SILVER LI Qian CHN
BYE			LI Qian 3-0 (11:7, 14:12, 11:3)	
LI Qian	CHN	LI Qian		BRONZE AHLQUIST Anna-Carin SWE YOON Jiyu 3-0 (12:10, 11:7, 11:7)



Match Results

Resultados da partida

AHLQUIST Anna-Carin (SWE) 3-0 **SIGALA LOPEZ Maria Edith (MEX)**

Game Summary		Match	Game 1	Game 2	Game 3	Game 4	Game 5
AHLQUIST Anna-Carin	SWE	3	11	11	11		
SIGALA LOPEZ Maria Edith	MEX	0	1	8	7		
Duration:		17min	3min	6min	6min		

Match No.: 1 Table: 1

Umpires: CRUZ Lara (BRA) LU Hong (CHN)

Player Statistics	AHLQUIST Anna-Carin (SWE)					Match	SIGALA LOPEZ Maria Edith (MEX)					Match
	Game						Game					
	1	2	3	4	5		1	2	3	4	5	
Points won	11	11	11			33	1	8	7			16
Biggest lead	10	6	4			10	-	-	2			2
Points won on own serve	6	6	7			19	1	4	6			11
Points lost on own serve	0	4	1			5	5	5	4			14
Most consecutive points won	7	5	6			7	1	2	2			2
Greatest deficit overcome	-	-	2			2	-	-	-			-
Handedness/Grip	Right/						Right/					

Game/Match Statistics	Game					Match
	1	2	3	4	5	
Longest rally (strokes)	6	6	9			9
Average rally	4	3	5			4

Game Progress

1	AHLQUIST Anna-Carin (SWE)	0	*2	4	*5	7	*9	11						
	SIGALA LOPEZ Maria Edith (MEX)	*0	0	*0	1	*1	1	1						
2	AHLQUIST Anna-Carin (SWE)	*0	2	*3	5	*7	7	*8	9	*9	10	11		
	SIGALA LOPEZ Maria Edith (MEX)	0	*0	1	*1	1	*3	4	*5	7	*8	8		
3	AHLQUIST Anna-Carin (SWE)	0	*1	2	*2	4	*4	6	*8	10	11			
	SIGALA LOPEZ Maria Edith (MEX)	*0	1	*2	4	*4	6	*6	6	*6	7			

Note:
The "Greatest deficit overcome" only applies when the player ends up winning the game.

Legend:
No. Number * Server



Match Results

Resultados da partida

LI Qian (CHN) 3-0 CAMPBELL Lara Jane (GBR)

Game Summary		Match	Game 1	Game 2	Game 3	Game 4	Game 5
LI Qian	CHN	3	11	11	13		
CAMPBELL Lara Jane	GBR	0	7	7	11		
Duration:		19min	4min	5min	7min		

Match No.: 2 Table: 3

Umpires: BARROS Mario Paz (BRA) BOUDJEHEM Abdellah (ALG)

Player Statistics	LI Qian (CHN)					Match	CAMPBELL Lara Jane (GBR)					Match
	Game						Game					
	1	2	3	4	5		1	2	3	4	5	
Points won	11	11	13			35	7	7	11			25
Biggest lead	6	7	2			7	-	1	3			3
Points won on own serve	6	5	8			19	3	4	7			14
Points lost on own serve	4	3	3			10	5	6	5			16
Most consecutive points won	6	7	3			7	3	4	3			4
Greatest deficit overcome	-	1	3			3	-	-	-			-
Handedness/Grip	Left/						Right/					

Game/Match Statistics	Game					Match
	1	2	3	4	5	
Longest rally (strokes)	16	14	12			16
Average rally	4	5	4			4

Game Progress

1	LI Qian (CHN)	*0	2	*4	6	*6	7	*8	8	*10	11					
	CAMPBELL Lara Jane (GBR)	0	*0	0	*0	2	*3	4	*6	6	7					
2	LI Qian (CHN)	0	*1	2	*3	5	*7	9	*10	10	11					
	CAMPBELL Lara Jane (GBR)	*0	1	*2	3	*3	3	*3	4	*6	7					
3	LI Qian (CHN)	0	0	*1	3	*3	5	*6	8	*8	9	*10	10	*11	12	13
	CAMPBELL Lara Jane (GBR)	0	*2	3	*3	5	*5	6	*6	8	*9	10	*11	11	*11	11

Note:

The "Greatest deficit overcome" only applies when the player ends up winning the game.

Legend:

No. Number * Server



Match Results

Resultados da partida

XUE Juan (CHN) 3-1 DRETAR KARIC Helena (CRO)

Game Summary		Match	Game 1	Game 2	Game 3	Game 4	Game 5
XUE Juan	CHN	3	11	11	8	11	
DRETAR KARIC Helena	CRO	1	8	2	11	8	
Duration:		26min	6min	4min	6min	6min	

Match No.: 3 Table: 5

Umpires: MANCINI Marco (BRA) RAGAB Elsayed (EGY)

Player Statistics	XUE Juan (CHN)					Match	DRETAR KARIC Helena (CRO)					Match
	Game						Game					
	1	2	3	4	5		1	2	3	4	5	
Points won	11	11	8	11		41	8	2	11	8		29
Biggest lead	5	9	1	5		9	-	-	5	-		5
Points won on own serve	7	5	2	6		20	6	0	4	4		14
Points lost on own serve	2	2	7	4		15	3	6	5	5		19
Most consecutive points won	5	8	5	5		8	3	2	4	4		4
Greatest deficit overcome	-	-	-	-		-	-	-	1	-		1
Handedness/Grip	Right/						Right/					

Game/Match Statistics	Game					Match
	1	2	3	4	5	
Longest rally (strokes)	14	18	12	16		18
Average rally	5	4	5	7		5

Game Progress

1	XUE Juan (CHN)	0	*2	4	*5	6	*6	7	*7	9	*10	11
	DRETAR KARIC Helena (CRO)	0	0	*0	1	*2	4	*5	7	*7	8	8
2	XUE Juan (CHN)	*0	2	*4	6	*8	8	*10	11			
	DRETAR KARIC Helena (CRO)	0	*0	0	*0	0	*2	2	2			
3	XUE Juan (CHN)	0	*1	1	*2	2	*3	5	*7	7	*8	8
	DRETAR KARIC Helena (CRO)	0	1	*3	4	*6	7	*7	7	*9	10	11
4	XUE Juan (CHN)	*0	2	*4	5	*6	7	*8	9	*9	10	11
	DRETAR KARIC Helena (CRO)	0	*0	0	*1	2	*3	4	*5	7	*8	8

Note:

The "Greatest deficit overcome" only applies when the player ends up winning the game.

Legend:

No. Number * Server



Match Results

Resultados da partida

MUZINIC Andela (CRO) 3-0 KIM Ok (KOR)

Game Summary		Match	Game 1	Game 2	Game 3	Game 4	Game 5
MUZINIC Andela	CRO	3	11	11	11		
KIM Ok	KOR	0	6	5	4		
Duration:		19min	7min	7min	6min		

Match No.: 4 Table: 7

Umpires: VILANOVA Flavia (BRA) ARINYE Cecilia Dora (NGR)

Player Statistics	MUZINIC Andela (CRO)					Match	KIM Ok (KOR)					Match
	Game						Game					
	1	2	3	4	5		1	2	3	4	5	
Points won	11	11	11			33	6	5	4			15
Biggest lead	6	8	7			8	-	-	1			1
Points won on own serve	7	7	6			20	4	4	2			10
Points lost on own serve	2	1	1			4	4	4	5			13
Most consecutive points won	5	7	3			7	4	3	1			4
Greatest deficit overcome	-	-	1			1	-	-	-			-
Handedness/Grip	Right/						/					

Game/Match Statistics	Game					Match
	1	2	3	4	5	
Longest rally (strokes)	12	10	7			12
Average rally	4	4	3			3

Game Progress

1	MUZINIC Andela (CRO)	*0	2	*4	5	*5	6	*8	10	*10	11
	KIM Ok (KOR)	0	*0	0	*1	3	*4	4	*4	6	6
2	MUZINIC Andela (CRO)	0	*1	3	*5	7	*8	10	*10	11	
	KIM Ok (KOR)	*0	1	*1	1	*1	2	*2	4	5	
3	MUZINIC Andela (CRO)	0	1	*3	4	*5	7	*8	10	11	
	KIM Ok (KOR)	0	*1	1	*2	3	*3	4	*4	4	

Note:

The "Greatest deficit overcome" only applies when the player ends up winning the game.

Legend:

No. Number * Server



Match Results

Resultados da partida

KANOVA Alena (SVK) 3-1 FRAGA SEVERO Thais (BRA)

Game Summary		Match	Game 1	Game 2	Game 3	Game 4	Game 5
KANOVA Alena	SVK	3	9	11	11	17	
FRAGA SEVERO Thais	BRA	1	11	8	7	15	
Duration:		46min	7min	8min	8min	16min	

Match No.: 5 Table: 1

Umpires: SCARR Valerie (NZL) de PINTO Pietro (ITA)

Player Statistics	KANOVA Alena (SVK)					Match	FRAGA SEVERO Thais (BRA)					Match
	Game						Game					
	1	2	3	4	5		1	2	3	4	5	
Points won	9	11	11	17		48	11	8	7	15		41
Biggest lead	2	4	4	3		4	3	-	2	1		3
Points won on own serve	4	7	7	8		26	5	6	4	7		22
Points lost on own serve	6	2	2	8		18	5	4	4	9		22
Most consecutive points won	2	4	5	2		5	3	2	2	3		3
Greatest deficit overcome	-	-	2	1		2	2	-	-	-		2
Handedness/Grip	Right/						Right/					

Game/Match Statistics	Game					Match
	1	2	3	4	5	
Longest rally (strokes)	9	10	11	10		11
Average rally	4	4	5	4		4

Game Progress

1	KANOVA Alena (SVK)	*0	2	*2	3	*4	4	*6	6	*7	8	9						
	FRAGA SEVERO Thais (BRA)	0	*0	2	*3	4	*6	6	*8	9	*10	11						
2	KANOVA Alena (SVK)	0	*1	2	*3	4	*6	8	*8	10	*10	11						
	FRAGA SEVERO Thais (BRA)	*0	1	*2	3	*4	4	*4	6	*6	8	8						
3	KANOVA Alena (SVK)	0	1	*1	2	*3	5	*6	7	*9	11							
	FRAGA SEVERO Thais (BRA)	0	*1	3	*4	5	*5	6	*7	7	7							
4	KANOVA Alena (SVK)	0	*1	3	*4	5	*5	7	*8	8	*9	10	*11	11	*12	12	*12	13
	FRAGA SEVERO Thais (BRA)	*0	1	*1	2	*3	5	*5	6	*8	9	*10	10	*11	11	*12	13	*13
		*14	14	*15	15	*16	17											
		13	*14	14	*15	15	15											

Note:

The "Greatest deficit overcome" only applies when the player ends up winning the game.

Legend:

No. Number * Server



Match Results

Resultados da partida

LEE Mi-Gyu (KOR) 3-1 FONTAINE Pamela (USA)

Game Summary		Match	Game 1	Game 2	Game 3	Game 4	Game 5
LEE Mi-Gyu	KOR	3	12	9	11	11	
FONTAINE Pamela	USA	1	10	11	6	8	
Duration:		26min	5min	6min	5min	6min	

Match No.: 6 Table: 3

Umpires: CLARO Bruno Augusto (BRA) KOH Christabel (SIN)

Player Statistics	LEE Mi-Gyu (KOR)					Match	FONTAINE Pamela (USA)					Match
	Game						Game					
	1	2	3	4	5		1	2	3	4	5	
Points won	12	9	11	11		43	10	11	6	8		35
Biggest lead	3	2	6	3		6	-	3	1	1		3
Points won on own serve	8	4	6	5		23	7	5	3	4		19
Points lost on own serve	3	6	2	4		15	4	5	5	6		20
Most consecutive points won	3	3	5	3		5	2	4	2	2		4
Greatest deficit overcome	-	-	1	1		1	-	2	-	-		2
Handedness/Grip	Right/						Right/					

Game/Match Statistics	Game					Match
	1	2	3	4	5	
Longest rally (strokes)	6	9	8	8		9
Average rally	3	4	4	5		4

Game Progress

1	LEE Mi-Gyu (KOR)	*0	2	*2	4	*5	6	*7	8	*8	9	*10	11	12
	FONTAINE Pamela (USA)	0	*0	2	*2	3	*4	5	*6	8	*9	10	*10	10
2	LEE Mi-Gyu (KOR)	0	*1	2	*4	4	*5	6	*6	7	*8			9
	FONTAINE Pamela (USA)	*0	1	*2	2	*4	5	*6	8	*9	10	11		
3	LEE Mi-Gyu (KOR)	0	1	*3	4	*5	6	*8	10	*10	11			
	FONTAINE Pamela (USA)	0	*1	1	*2	3	*4	4	*4	6	6			
4	LEE Mi-Gyu (KOR)	0	*1	2	*3	4	*6	6	*7	9	*10	11		
	FONTAINE Pamela (USA)	*0	1	*2	3	*4	4	*6	7	*7	8	8		

Note:

The "Greatest deficit overcome" only applies when the player ends up winning the game.

Legend:

No. Number * Server



Match Results

Resultados da partida

AHLQUIST Anna-Carin (SWE) 3-0 HEAD Sara (GBR)

Game Summary		Match	Game 1	Game 2	Game 3	Game 4	Game 5
AHLQUIST Anna-Carin	SWE	3	11	11	11		
HEAD Sara	GBR	0	3	2	5		
Duration:		16min	4min	4min	5min		

Match No.: 7 Table: 1

Umpires: RIVERO Ernesto (VEN) SILVA Juvenal (BRA)

Player Statistics	AHLQUIST Anna-Carin (SWE)					Match	HEAD Sara (GBR)					Match
	Game						Game					
	1	2	3	4	5		1	2	3	4	5	
Points won	11	11	11			33	3	2	5			10
Biggest lead	8	9	6			9	1	-	1			1
Points won on own serve	5	6	5			16	2	1	1			4
Points lost on own serve	1	1	3			5	6	5	6			17
Most consecutive points won	5	5	5			5	2	1	2			2
Greatest deficit overcome	1	-	1			1	-	-	-			-
Handedness/Grip	Right/						Right/					

Game/Match Statistics	Game					Match
	1	2	3	4	5	
Longest rally (strokes)	21	6	15			21
Average rally	6	3	5			5

Game Progress

1	AHLQUIST Anna-Carin (SWE)	0	*1	2	*4	6	*7	9	11	
	HEAD Sara (GBR)	*0	1	*2	2	*2	3	*3	3	
2	AHLQUIST Anna-Carin (SWE)	*0	2	*3	5	*7	8	*10	11	
	HEAD Sara (GBR)	0	*0	1	*1	1	*2	2	2	
3	AHLQUIST Anna-Carin (SWE)	0	*1	3	*5	5	*7	8	*9	11
	HEAD Sara (GBR)	0	1	*1	1	*3	3	*4	5	5

Note:

The "Greatest deficit overcome" only applies when the player ends up winning the game.

Legend:

No. Number * Server



Match Results

Resultados da partida

LI Qian (CHN) 3-0 DUMAN Hatice (TUR)

Game Summary		Match	Game 1	Game 2	Game 3	Game 4	Game 5
LI Qian	CHN	3	11	11	11		
DUMAN Hatice	TUR	0	6	3	3		
Duration:		15min	3min	3min	2min		

Match No.: 8 Table: 7

Umpires: WONG Jeffrey (CAN) BOGREN Ingrid (SWE)

Player Statistics	LI Qian (CHN)					Match	DUMAN Hatice (TUR)					Match
	Game						Game					
	1	2	3	4	5		1	2	3	4	5	
Points won	11	11	11			33	6	3	3			12
Biggest lead	5	8	8			8	2	1	-			2
Points won on own serve	5	6	7			18	2	3	2			7
Points lost on own serve	4	0	1			5	6	5	4			15
Most consecutive points won	4	7	6			7	3	1	2			3
Greatest deficit overcome	2	1	-			2	-	-	-			-
Handedness/Grip	Left/						Right/					

Game/Match Statistics	Game					Match
	1	2	3	4	5	
Longest rally (strokes)	11	11	8			11
Average rally	3	4	4			4

Game Progress

1	LI Qian (CHN)	*0	1	*2	2	*4	6	*7	8	*10	11
	DUMAN Hatice (TUR)	0	*1	2	*4	4	*4	5	*6	6	6
2	LI Qian (CHN)	0	*1	3	*5	7	*8	10	11		
	DUMAN Hatice (TUR)	*0	1	*1	1	*1	2	*2	3		
3	LI Qian (CHN)	*0	2	*4	6	*6	8	*10	11		
	DUMAN Hatice (TUR)	0	*0	0	*0	2	*2	2	3		

Note:

The "Greatest deficit overcome" only applies when the player ends up winning the game.

Legend:

No. Number * Server



Match Results

Resultados da partida

XUE Juan (CHN) 3-0 ASAYUT Dararat (THA)

Game Summary		Match	Game 1	Game 2	Game 3	Game 4	Game 5
XUE Juan	CHN	3	11	11	11		
ASAYUT Dararat	THA	0	6	4	7		
Duration:		17min	5min	4min	5min		

Match No.: 9 Table: 3

Umpires: HIGASHIJIMA Masae (JPN) BAUR Helton Luis (BRA)

Player Statistics	XUE Juan (CHN)					Match	ASAYUT Dararat (THA)					Match
	Game						Game					
	1	2	3	4	5		1	2	3	4	5	
Points won	11	11	11			33	6	4	7			17
Biggest lead	6	7	4			7	-	1	1			1
Points won on own serve	6	6	6			18	3	3	3			9
Points lost on own serve	3	1	3			7	5	5	5			15
Most consecutive points won	3	4	4			4	3	1	2			3
Greatest deficit overcome	-	1	1			1	-	-	-			-
Handedness/Grip	Right/						Right/					

Game/Match Statistics	Game					Match
	1	2	3	4	5	
Longest rally (strokes)	12	13	12			13
Average rally	6	5	6			6

Game Progress

1	XUE Juan (CHN)	*0	2	*3	5	*6	7	*9	9	*10	11
	ASAYUT Dararat (THA)	0	*0	1	*1	2	*3	3	*5	6	6
2	XUE Juan (CHN)	0	*1	3	*4	6	*7	8	*10	11	
	ASAYUT Dararat (THA)	*0	1	*1	2	*2	3	*4	4	4	
3	XUE Juan (CHN)	0	1	*2	4	*5	6	*7	8	*10	11
	ASAYUT Dararat (THA)	0	*1	2	*2	3	*4	5	*6	6	7

Note:

The "Greatest deficit overcome" only applies when the player ends up winning the game.

Legend:

No. Number * Server



Match Results

Resultados da partida

BRUNELLI Michela (ITA) 3-2 MUZINIC Andela (CRO)

Game Summary		Match	Game 1	Game 2	Game 3	Game 4	Game 5
BRUNELLI Michela	ITA	3	8	11	9	11	11
MUZINIC Andela	CRO	2	11	8	11	5	6
Duration:		34min	6min	5min	6min	5min	6min

Match No.: 10 Table: 1

Umpires: KIM Kyunghye (KOR) MIRANDA Barjonas (BRA)

Player Statistics	BRUNELLI Michela (ITA)						MUZINIC Andela (CRO)					
	Game					Match	Game					Match
	1	2	3	4	5		1	2	3	4	5	
Points won	8	11	9	11	11	50	11	8	11	5	6	41
Biggest lead	4	3	2	6	5	6	3	-	3	-	3	3
Points won on own serve	4	7	4	3	5	23	6	5	5	0	3	19
Points lost on own serve	5	3	6	5	3	22	4	4	4	8	6	26
Most consecutive points won	5	2	2	3	8	8	4	2	4	2	4	4
Greatest deficit overcome	-	-	-	-	3	3	4	-	2	-	-	4
Handedness/Grip	Right/						Right/					

Game/Match Statistics	Game					Match
	1	2	3	4	5	
Longest rally (strokes)	12	7	12	13	16	16
Average rally	4	4	5	4	5	4

Game Progress

1	BRUNELLI Michela (ITA)	0	*1	3	*5	5	*5	7	*7	7	*8	8
	MUZINIC Andela (CRO)	*0	1	*1	1	*3	5	*5	7	*9	10	11
2	BRUNELLI Michela (ITA)	*0	1	*2	4	*4	6	*7	8	*9	10	11
	MUZINIC Andela (CRO)	0	*1	2	*2	4	*4	5	*6	7	*8	8
3	BRUNELLI Michela (ITA)	0	*2	2	*3	5	*6	6	*6	7	*8	9
	MUZINIC Andela (CRO)	0	0	*2	3	*3	4	*6	8	*9	10	11
4	BRUNELLI Michela (ITA)	*0	1	*3	3	*5	6	*8	9	11		
	MUZINIC Andela (CRO)	0	*1	1	*3	3	*4	4	*5	5		
5	BRUNELLI Michela (ITA)	0	*1	2	*2	3	*5	7	*9	10	11	
	MUZINIC Andela (CRO)	*0	1	*2	4	*5	5	*5	5	*6	6	

Note:

The "Greatest deficit overcome" only applies when the player ends up winning the game.

Legend:

No. Number * Server



Match Results

Resultados da partida

YOON Jiyu (KOR) 3-0 KANOVA Alena (SVK)

Game Summary		Match	Game 1	Game 2	Game 3	Game 4	Game 5
YOON Jiyu	KOR	3	11	12	11		
KANOVA Alena	SVK	0	9	10	8		
Duration:		28min	7min	9min	8min		

Match No.: 11 Table: 5

Umpires: TSE Mei Lan (HKG) MATOS Ravi (BRA)

Player Statistics	YOON Jiyu (KOR)					Match	KANOVA Alena (SVK)					Match
	Game						Game					
	1	2	3	4	5		1	2	3	4	5	
Points won	11	12	11			34	9	10	8			27
Biggest lead	4	2	3			4	-	3	1			3
Points won on own serve	4	6	6			16	3	5	5			13
Points lost on own serve	6	5	3			14	7	6	4			17
Most consecutive points won	3	3	4			4	3	3	2			3
Greatest deficit overcome	-	3	1			3	-	-	-			-
Handedness/Grip	/						Right/					

Game/Match Statistics	Game					Match
	1	2	3	4	5	
Longest rally (strokes)	8	13	19			19
Average rally	5	5	5			5

Game Progress

1	YOON Jiyu (KOR)	0	*2	3	*5	5	*6	7	*8	9	*10	11		
	KANOVA Alena (SVK)	*0	0	*1	1	*3	4	*5	6	*7	8	9		
2	YOON Jiyu (KOR)	*0	0	*1	2	*4	4	*5	7	*8	10	*10	11	12
	KANOVA Alena (SVK)	0	*2	3	*4	4	*6	7	*7	8	*8	10	*10	10
3	YOON Jiyu (KOR)	0	*1	2	*3	5	*6	7	*8	9	*10	11		
	KANOVA Alena (SVK)	0	1	*2	3	*3	4	*5	6	*7	8	8		

Note:

The "Greatest deficit overcome" only applies when the player ends up winning the game.

Legend:

No. Number * Server



Match Results

Resultados da partida

LEE Mi-Gyu (KOR) 3-0 MADER Doris (AUT)

Game Summary		Match	Game 1	Game 2	Game 3	Game 4	Game 5
LEE Mi-Gyu	KOR	3	11	11	11		
MADER Doris	AUT	0	4	9	8		
Duration:		23min	5min	7min	7min		

Match No.: 12 Table: 7

Umpires: DUBEY Atul (IND) GALVAO Luzia (BRA)

Player Statistics	LEE Mi-Gyu (KOR)					Match	MADER Doris (AUT)					Match
	Game						Game					
	1	2	3	4	5		1	2	3	4	5	
Points won	11	11	11			33	4	9	8			21
Biggest lead	7	3	5			7	1	1	-			1
Points won on own serve	6	6	6			18	3	5	5			13
Points lost on own serve	1	4	3			8	5	5	4			14
Most consecutive points won	6	4	4			6	2	3	3			3
Greatest deficit overcome	1	1	-			1	-	-	-			-
Handedness/Grip	Right/						Left/					

Game/Match Statistics	Game					Match
	1	2	3	4	5	
Longest rally (strokes)	6	9	13			13
Average rally	3	4	5			4

Game Progress

1	LEE Mi-Gyu (KOR)	0	*1	2	*4	6	*7	9	*10	11	
	MADER Doris (AUT)	*0	1	*2	2	*2	3	*3	4	4	
2	LEE Mi-Gyu (KOR)	*0	2	*2	3	*5	6	*6	8	*9	9 11
	MADER Doris (AUT)	0	*0	2	*3	3	*4	6	*6	7	*9 9
3	LEE Mi-Gyu (KOR)	0	*1	3	*4	5	*7	8	*8	9	*10 11
	MADER Doris (AUT)	0	1	*1	2	*3	3	*4	6	*7	8 8

Note:

The "Greatest deficit overcome" only applies when the player ends up winning the game.

Legend:

No. Number * Server



Match Results

Resultados da partida

HEAD Sara (GBR) 3-2 SIGALA LOPEZ Maria Edith (MEX)

Game Summary		Match	Game 1	Game 2	Game 3	Game 4	Game 5
HEAD Sara	GBR	3	8	11	11	9	11
SIGALA LOPEZ Maria Edith	MEX	2	11	5	6	11	9
Duration:		37min	5min	5min	5min	6min	9min

Match No.: 13 Table: 1

Umpires: SCARR Valerie (NZL) KOH Christabel (SIN)

Player Statistics	HEAD Sara (GBR)						SIGALA LOPEZ Maria Edith (MEX)					
	Game					Match	Game					Match
	1	2	3	4	5		1	2	3	4	5	
Points won	8	11	11	9	11	50	11	5	6	11	9	42
Biggest lead	2	6	6	3	2	6	3	2	-	3	2	3
Points won on own serve	6	6	7	5	5	29	7	3	4	6	4	24
Points lost on own serve	4	2	2	5	5	18	2	5	4	4	6	21
Most consecutive points won	2	7	5	6	4	7	4	2	2	6	2	6
Greatest deficit overcome	-	2	-	-	2	2	2	-	-	3	-	3
Handedness/Grip	Right/						Right/					

Game/Match Statistics	Game					Match
	1	2	3	4	5	
Longest rally (strokes)	18	12	19	13	31	31
Average rally	6	6	7	7	12	8

Game Progress

1	HEAD Sara (GBR)	*0	2	*3	4	*4	6	*6	7	*8	8	8
	SIGALA LOPEZ Maria Edith (MEX)	0	*0	1	*2	4	*4	6	*7	8	*10	11
2	HEAD Sara (GBR)	0	*0	2	*4	6	*7	8	*10	11		
	SIGALA LOPEZ Maria Edith (MEX)	*0	2	*2	2	*2	3	*4	4	5		
3	HEAD Sara (GBR)	*0	1	*2	4	*6	7	*8	10	*10	11	
	SIGALA LOPEZ Maria Edith (MEX)	0	*1	2	*2	2	*3	4	*4	6	6	
4	HEAD Sara (GBR)	0	*0	1	*3	5	*6	6	*6	7	*8	9
	SIGALA LOPEZ Maria Edith (MEX)	*0	2	*3	3	*3	4	*6	8	*9	10	11
5	HEAD Sara (GBR)	*0	0	*1	3	*4	4	*6	8	*8	9	11
	SIGALA LOPEZ Maria Edith (MEX)	0	*2	3	*3	4	*6	6	*6	8	*9	9

Note:

The "Greatest deficit overcome" only applies when the player ends up winning the game.

Legend:

No. Number * Server



Match Results
Resultados da partida

DUMAN Hatice (TUR) 3-2 CAMPBELL Lara Jane (GBR)

Game Summary		Match	Game 1	Game 2	Game 3	Game 4	Game 5
DUMAN Hatice	TUR	3	11	8	9	11	11
CAMPBELL Lara Jane	GBR	2	5	11	11	9	2
Duration:		33min	5min	6min	6min	7min	4min

Match No.: 14 Table: 3

Umpires: MEIER Michael (USA) HIGASHIJIMA Masae (JPN)

Player Statistics	DUMAN Hatice (TUR)						CAMPBELL Lara Jane (GBR)					
	Game					Match	Game					Match
	1	2	3	4	5		1	2	3	4	5	
Points won	11	8	9	11	11	50	5	11	11	9	2	38
Biggest lead	6	2	5	2	9	9	-	3	2	3	2	3
Points won on own serve	8	4	3	6	6	27	5	5	4	5	2	21
Points lost on own serve	0	6	7	4	0	17	3	4	6	5	5	23
Most consecutive points won	4	3	7	4	11	11	2	5	5	4	2	5
Greatest deficit overcome	-	-	-	3	2	3	-	2	5	-	-	5
Handedness/Grip	Right/						Right/					

Game/Match Statistics	Game					Match
	1	2	3	4	5	
Longest rally (strokes)	24	16	11	17	13	24
Average rally	6	7	6	7	6	6

Game Progress

1	DUMAN Hatice (TUR)	0	*1	3	*3	5	*6	8	*9	11		
	CAMPBELL Lara Jane (GBR)	*0	1	*1	3	*3	4	*4	5	5		
2	DUMAN Hatice (TUR)	*0	1	*2	3	*5	5	*6	8	*8	8	8
	CAMPBELL Lara Jane (GBR)	0	*1	2	*3	3	*5	6	*6	8	*10	11
3	DUMAN Hatice (TUR)	0	*1	1	*3	5	*7	8	*8	8	*9	9
	CAMPBELL Lara Jane (GBR)	*0	1	*3	3	*3	3	*4	6	*8	9	11
4	DUMAN Hatice (TUR)	*0	1	*2	4	*4	5	*5	6	*8	9	11
	CAMPBELL Lara Jane (GBR)	0	*1	2	*2	4	*5	7	*8	8	*9	9
5	DUMAN Hatice (TUR)	0	*0	2	*4	6	*8	10	11			
	CAMPBELL Lara Jane (GBR)	*0	2	*2	2	*2	2	*2	2			

Note:
The "Greatest deficit overcome" only applies when the player ends up winning the game.

Legend:
No. Number * Server



Match Results

Resultados da partida

DRETAR KARIC Helena (CRO) 3-0 ASAYUT Dararat (THA)

Game Summary		Match	Game 1	Game 2	Game 3	Game 4	Game 5
DRETAR KARIC Helena	CRO	3	11	11	11		
ASAYUT Dararat	THA	0	9	9	6		
Duration:		23min	6min	7min	6min		

Match No.: 15 Table: 5

Umpires: de PINTO Pietro (ITA) dos SANTOS Danilo (BRA)

Player Statistics	DRETAR KARIC Helena (CRO)					Match	ASAYUT Dararat (THA)					Match
	Game						Game					
	1	2	3	4	5		1	2	3	4	5	
Points won	11	11	11			33	9	9	6			24
Biggest lead	3	2	5			5	-	3	-			3
Points won on own serve	5	6	4			15	4	5	1			10
Points lost on own serve	5	4	5			14	6	5	7			18
Most consecutive points won	3	5	5			5	2	4	3			4
Greatest deficit overcome	-	3	-			3	-	-	-			-
Handedness/Grip	Right/						Right/					

Game/Match Statistics	Game					Match
	1	2	3	4	5	
Longest rally (strokes)	12	11	12			12
Average rally	4	4	5			5

Game Progress

1	DRETAR KARIC Helena (CRO)	*0	1	*2	3	*5	5	*6	8	*9	10	11
	ASAYUT Dararat (THA)	0	*1	2	*3	3	*5	6	*6	7	*8	9
2	DRETAR KARIC Helena (CRO)	0	*2	2	*3	4	*4	5	*7	9	*9	11
	ASAYUT Dararat (THA)	*0	0	*2	3	*4	6	*7	7	*7	9	9
3	DRETAR KARIC Helena (CRO)	*0	2	*4	5	*6	6	*8	8	*10	11	
	ASAYUT Dararat (THA)	0	*0	0	*1	2	*4	4	*6	6	6	6

Note:

The "Greatest deficit overcome" only applies when the player ends up winning the game.

Legend:

No. Number * Server



Match Results

Resultados da partida

BRUNELLI Michela (ITA) 3-1 KIM Ok (KOR)

Game Summary		Match	Game 1	Game 2	Game 3	Game 4	Game 5
BRUNELLI Michela	ITA	3	11	8	11	11	
KIM Ok	KOR	1	9	11	8	9	
Duration:		27min	5min	5min	5min	7min	

Match No.: 16 Table: 1

Umpires: SEMENOVA Elena (RUS) RAGAB Elsayed (EGY)

Player Statistics	BRUNELLI Michela (ITA)					Match	KIM Ok (KOR)					Match
	Game						Game					
	1	2	3	4	5		1	2	3	4	5	
Points won	11	8	11	11		41	9	11	8	9		37
Biggest lead	5	4	3	3		5	-	3	1	1		3
Points won on own serve	6	5	5	5		21	5	6	4	4		19
Points lost on own serve	4	5	4	5		18	5	3	6	6		20
Most consecutive points won	5	3	4	4		5	3	5	2	3		5
Greatest deficit overcome	-	-	1	1		1	-	4	-	-		4
Handedness/Grip	Right/						/					

Game/Match Statistics	Game					Match
	1	2	3	4	5	
Longest rally (strokes)	8	8	10	10		10
Average rally	3	4	4	4		4

Game Progress

1	BRUNELLI Michela (ITA)	0	*1	3	*3	5	*7	8	*9	9	*10	11
	KIM Ok (KOR)	*0	1	*1	3	*3	3	*4	5	*7	8	9
2	BRUNELLI Michela (ITA)	*0	1	*3	4	*5	7	*7	8	*8	8	8
	KIM Ok (KOR)	0	*1	1	*2	3	*3	5	*6	8	*10	11
3	BRUNELLI Michela (ITA)	0	*1	2	*4	5	*6	7	*8	9	*10	11
	KIM Ok (KOR)	*0	1	*2	2	*3	4	*5	6	*7	8	8
4	BRUNELLI Michela (ITA)	*0	1	*3	3	*4	6	*7	8	*8	9	11
	KIM Ok (KOR)	0	*1	1	*3	4	*4	5	*6	8	*9	9

Note:

The "Greatest deficit overcome" only applies when the player ends up winning the game.

Legend:

No. Number * Server



Match Results

Resultados da partida

YOON Jiyu (KOR) 3-0 FRAGA SEVERO Thais (BRA)

Game Summary		Match	Game 1	Game 2	Game 3	Game 4	Game 5
YOON Jiyu	KOR	3	11	11	11		
FRAGA SEVERO Thais	BRA	0	4	9	7		
Duration:		19min	4min	6min	6min		

Match No.: 17 Table: 3

Umpires: WIEKART Ina (NED) BOUDJEHEM Abdellah (ALG)

Player Statistics	YOON Jiyu (KOR)					Match	FRAGA SEVERO Thais (BRA)					Match
	Game						Game					
	1	2	3	4	5		1	2	3	4	5	
Points won	11	11	11			33	4	9	7			20
Biggest lead	7	3	4			7	1	-	1			1
Points won on own serve	5	6	6			17	1	5	3			9
Points lost on own serve	3	4	4			11	6	5	5			16
Most consecutive points won	6	3	3			6	2	2	2			2
Greatest deficit overcome	1	-	1			1	-	-	-			-
Handedness/Grip	/						Right/					

Game/Match Statistics	Game					Match
	1	2	3	4	5	
Longest rally (strokes)	6	6	7			7
Average rally	4	4	4			4

Game Progress

1	YOON Jiyu (KOR)	*0	1	*2	4	*6	7	*9	10	11		
	FRAGA SEVERO Thais (BRA)	0	*1	2	*2	2	*3	3	*4	4		
2	YOON Jiyu (KOR)	0	*1	3	*3	4	*6	7	*8	9	*10	11
	FRAGA SEVERO Thais (BRA)	*0	1	*1	3	*4	4	*5	6	*7	8	9
3	YOON Jiyu (KOR)	*0	1	*2	3	*4	6	*7	8	*10	11	
	FRAGA SEVERO Thais (BRA)	0	*1	2	*3	4	*4	5	*6	6	7	

Note:

The "Greatest deficit overcome" only applies when the player ends up winning the game.

Legend:

No. Number * Server



Match Results

Resultados da partida

MADER Doris (AUT) 3-0 FONTAINE Pamela (USA)

Game Summary		Match	Game 1	Game 2	Game 3	Game 4	Game 5
MADER Doris	AUT	3	12	15	11		
FONTAINE Pamela	USA	0	10	13	6		
Duration:		23min	6min	8min	5min		

Match No.: 18 Table: 5

Umpires: KLECKER Roman (CZE) GALVAO Luzia (BRA)

Player Statistics	MADER Doris (AUT)					Match	FONTAINE Pamela (USA)					Match
	Game						Game					
	1	2	3	4	5		1	2	3	4	5	
Points won	12	15	11			38	10	13	6			29
Biggest lead	2	2	5			5	2	2	3			3
Points won on own serve	8	10	6			24	7	9	3			19
Points lost on own serve	3	4	2			9	4	5	5			14
Most consecutive points won	3	3	6			6	2	4	3			4
Greatest deficit overcome	2	2	3			3	-	-	-			-
Handedness/Grip	Left/						Right/					

Game/Match Statistics	Game					Match
	1	2	3	4	5	
Longest rally (strokes)	10	8	9			10
Average rally	3	4	4			4

Game Progress

1	MADER Doris (AUT)	*0	1	*1	3	*4	4	*5	7	*7	9	*10	11	12				
	FONTAINE Pamela (USA)	0	*1	3	*3	4	*6	7	*7	9	*9	10	*10	10				
2	MADER Doris (AUT)	0	*1	2	*2	4	*5	7	*7	7	*9	10	*10	11	*11	12	*12	13
	FONTAINE Pamela (USA)	*0	1	*2	4	*4	5	*5	7	*9	9	*10	11	*11	12	*12	13	*13
		*14	15															
		13	13															
3	MADER Doris (AUT)	0	0	*1	2	*3	5	*6	8	*10	11							
	FONTAINE Pamela (USA)	0	*2	3	*4	5	*5	6	*6	6	6							

Note:

The "Greatest deficit overcome" only applies when the player ends up winning the game.

Legend:

No. Number * Server



Match Results

Resultados da partida

YOON Jiyu (KOR) 3-0 MADER Doris (AUT)

Game Summary		Match	Game 1	Game 2	Game 3	Game 4	Game 5
YOON Jiyu	KOR	3	11	11	11		
MADER Doris	AUT	0	9	3	7		
Duration:		21min	6min	4min	6min		

Match No.: 20 Table: 5

Umpires: ARINYE Cecilia Dora (NGR) BOGREN Ingrid (SWE)

Player Statistics	YOON Jiyu (KOR)					Match	MADER Doris (AUT)					Match
	Game						Game					
	1	2	3	4	5		1	2	3	4	5	
Points won	11	11	11			33	9	3	7			19
Biggest lead	3	8	4			8	2	-	-			2
Points won on own serve	8	5	7			20	7	2	4			13
Points lost on own serve	2	1	3			6	3	6	4			13
Most consecutive points won	4	5	3			5	3	1	3			3
Greatest deficit overcome	2	-	-			2	-	-	-			-
Handedness/Grip	/						Left/					

Game/Match Statistics	Game					Match
	1	2	3	4	5	
Longest rally (strokes)	10	14	8			14
Average rally	4	3	4			4

Game Progress

1	YOON Jiyu (KOR)	*0	2	*3	4	*4	6	*6	7	*7	9	11
	MADER Doris (AUT)	0	*0	1	*2	4	*4	6	*7	9	*9	9
2	YOON Jiyu (KOR)	0	*2	4	*5	7	*9	10	11			
	MADER Doris (AUT)	*0	0	*0	1	*1	1	*2	3			
3	YOON Jiyu (KOR)	*0	2	*3	4	*4	5	*7	8	*9	11	
	MADER Doris (AUT)	0	*0	1	*2	4	*5	5	*6	7	7	

Note:

The "Greatest deficit overcome" only applies when the player ends up winning the game.

Legend:

No. Number * Server



Match Results

Resultados da partida

HEAD Sara (GBR) 3-0 DRETAR KARIC Helena (CRO)

Game Summary		Match	Game 1	Game 2	Game 3	Game 4	Game 5
HEAD Sara	GBR	3	11	11	11		
DRETAR KARIC Helena	CRO	0	8	8	6		
Duration:		20min	6min	6min	5min		

Match No.: 21 Table: 7

Umpires: BOUDJEHEM Abdellah (ALG) WIEKART Ina (NED)

Player Statistics	HEAD Sara (GBR)					Match	DRETAR KARIC Helena (CRO)					Match
	Game						Game					
	1	2	3	4	5		1	2	3	4	5	
Points won	11	11	11			33	8	8	6			22
Biggest lead	3	3	5			5	3	-	1			3
Points won on own serve	7	8	6			21	6	6	4			16
Points lost on own serve	2	2	2			6	4	3	5			12
Most consecutive points won	6	3	4			6	3	3	1			3
Greatest deficit overcome	3	-	1			3	-	-	-			-
Handedness/Grip	Right/						Right/					

Game/Match Statistics	Game					Match
	1	2	3	4	5	
Longest rally (strokes)	14	15	15			15
Average rally	6	6	5			6

Game Progress

1	HEAD Sara (GBR)	0	*1	3	*3	4	*4	5	*7	9	*10	11
	DRETAR KARIC Helena (CRO)	*0	1	*1	3	*4	6	*7	7	*7	8	8
2	HEAD Sara (GBR)	*0	2	*2	4	*4	6	*7	7	*8	10	11
	DRETAR KARIC Helena (CRO)	0	*0	2	*2	4	*4	5	*7	8	*8	8
3	HEAD Sara (GBR)	0	*1	3	*4	6	*7	8	*9	10	11	
	DRETAR KARIC Helena (CRO)	*0	1	*1	2	*2	3	*4	5	*6	6	

Note:

The "Greatest deficit overcome" only applies when the player ends up winning the game.

Legend:

No. Number * Server



Match Results

Resultados da partida

MUZINIC Andela (CRO) 3-1 DUMAN Hatice (TUR)

Game Summary		Match	Game 1	Game 2	Game 3	Game 4	Game 5
MUZINIC Andela	CRO	3	11	11	4	13	
DUMAN Hatice	TUR	1	4	7	11	11	
Duration:		43min	5min	6min	5min	10min	

Match No.: 24 Table: 3

Umpires: CLARO Bruno Augusto (BRA) MUCHA Heike (GER)

Player Statistics	MUZINIC Andela (CRO)					Match	DUMAN Hatice (TUR)					Match
	Game						Game					
	1	2	3	4	5		1	2	3	4	5	
Points won	11	11	4	13		39	4	7	11	11		33
Biggest lead	7	4	-	2		7	-	3	7	3		7
Points won on own serve	5	6	2	8		21	2	3	6	7		18
Points lost on own serve	2	4	5	4		15	6	5	2	5		18
Most consecutive points won	4	6	1	4		6	1	3	4	3		4
Greatest deficit overcome	-	3	-	3		3	-	-	-	-		-
Handedness/Grip	Right/						Right/					

Game/Match Statistics	Game					Match
	1	2	3	4	5	
Longest rally (strokes)	9	8	11	10		11
Average rally	4	4	5	5		5

Game Progress

1	MUZINIC Andela (CRO)	0	*2	3	*4	6	*7	8	*10	11						
	DUMAN Hatice (TUR)	*0	0	*1	2	*2	3	*4	4	4						
2	MUZINIC Andela (CRO)	*0	0	*1	3	*4	4	*5	7	*9	11					
	DUMAN Hatice (TUR)	0	*2	3	*3	4	*6	7	*7	7	7					
3	MUZINIC Andela (CRO)	0	*0	1	*1	2	*3	3	*4	4						
	DUMAN Hatice (TUR)	*0	2	*3	5	*6	7	*9	10	11						
4	MUZINIC Andela (CRO)	*0	1	*1	2	*3	4	*5	7	*8	10	*10	10	*11	12	13
	DUMAN Hatice (TUR)	0	*1	3	*4	5	*6	7	*7	8	*8	10	*11	11	*11	11

Note:

The "Greatest deficit overcome" only applies when the player ends up winning the game.

Legend:

No. Number * Server



Match Results

Resultados da partida

KANOVA Alena (SVK) 3-1 LEE Mi-Gyu (KOR)

Game Summary		Match	Game 1	Game 2	Game 3	Game 4	Game 5
KANOVA Alena	SVK	3	12	11	8	11	
LEE Mi-Gyu	KOR	1	10	9	11	7	
Duration:		41min	8min	10min	8min	9min	

Match No.: 25 Table: 1

Umpires: TSE Mei Lan (HKG) RIVERO Ernesto (VEN)

Player Statistics	KANOVA Alena (SVK)					Match	LEE Mi-Gyu (KOR)					Match
	Game						Game					
	1	2	3	4	5		1	2	3	4	5	
Points won	12	11	8	11		42	10	9	11	7		37
Biggest lead	2	2	-	4		4	5	3	5	3		5
Points won on own serve	6	7	3	6		22	5	6	4	5		20
Points lost on own serve	5	3	7	2		17	6	4	5	5		20
Most consecutive points won	7	3	3	6		7	4	3	4	3		4
Greatest deficit overcome	5	3	-	3		5	-	-	-	-		-
Handedness/Grip	Right/						Right/					

Game/Match Statistics	Game					Match
	1	2	3	4	5	
Longest rally (strokes)	10	6	16	10		16
Average rally	4	3	4	5		4

Game Progress

1	KANOVA Alena (SVK)	*0	1	*3	3	*3	4	*4	5	*6	8	*10	11	12
	LEE Mi-Gyu (KOR)	0	*1	1	*3	5	*6	8	*9	10	*10	10	*10	10
2	KANOVA Alena (SVK)	0	*0	1	*3	4	*4	5	*6	8	*9	11		
	LEE Mi-Gyu (KOR)	*0	2	*3	3	*4	6	*7	8	*8	9	9		
3	KANOVA Alena (SVK)	*0	1	*1	1	*3	3	*4	5	*7	8	8		
	LEE Mi-Gyu (KOR)	0	*1	3	*5	5	*7	8	*9	9	*10	11		
4	KANOVA Alena (SVK)	0	*1	1	*2	4	*4	6	*8	10	11			
	LEE Mi-Gyu (KOR)	*0	1	*3	4	*4	6	*6	6	*6	7			

Note:

The "Greatest deficit overcome" only applies when the player ends up winning the game.

Legend:

No. Number * Server



Match Results

Resultados da partida

AHLQUIST Anna-Carin (SWE) 3-2 MUZINIC Andela (CRO)

Game Summary		Match	Game 1	Game 2	Game 3	Game 4	Game 5
AHLQUIST Anna-Carin	SWE	3	11	10	11	3	11
MUZINIC Andela	CRO	2	3	12	7	11	5
Duration:		38min	4min	8min	7min	5min	7min

Match No.: 27 Table: 1

Umpires: SCARR Valerie (NZL) KOH Christabel (SIN)

Player Statistics	AHLQUIST Anna-Carin (SWE)						MUZINIC Andela (CRO)					
	Game					Match	Game					Match
	1	2	3	4	5		1	2	3	4	5	
Points won	11	10	11	3	11	46	3	12	7	11	5	38
Biggest lead	9	1	4	2	6	9	-	3	1	8	1	8
Points won on own serve	5	5	6	3	6	25	2	6	5	6	3	22
Points lost on own serve	1	6	2	5	2	16	6	5	5	0	5	21
Most consecutive points won	9	2	4	2	5	9	2	3	3	7	2	7
Greatest deficit overcome	-	-	1	-	1	1	-	1	-	2	-	2
Handedness/Grip	Right/						Right/					

Game/Match Statistics	Game					Match
	1	2	3	4	5	
Longest rally (strokes)	9	16	8	15	18	18
Average rally	3	4	4	5	5	4

Game Progress

1	AHLQUIST Anna-Carin (SWE)	0	*2	4	*6	8	*9	10	11					
	MUZINIC Andela (CRO)	*0	0	*0	0	*0	1	*2	3					
2	AHLQUIST Anna-Carin (SWE)	*0	1	*2	2	*3	5	*5	6	*7	8	*10	10	10
	MUZINIC Andela (CRO)	0	*1	2	*4	5	*5	7	*8	9	*10	10	*11	12
3	AHLQUIST Anna-Carin (SWE)	0	*1	3	*3	4	*5	6	*8	10	11			
	MUZINIC Andela (CRO)	*0	1	*1	3	*4	5	*6	6	*6	7			
4	AHLQUIST Anna-Carin (SWE)	*0	2	*2	2	*2	3	*3	3					
	MUZINIC Andela (CRO)	0	*0	2	*4	6	*7	9	11					
5	AHLQUIST Anna-Carin (SWE)	0	*1	2	*3	5	*6	8	*10	11				
	MUZINIC Andela (CRO)	*0	1	*2	3	*3	4	*4	4	5				

Note:
The "Greatest deficit overcome" only applies when the player ends up winning the game.

Legend:
No. Number * Server



Match Results

Resultados da partida

XUE Juan (CHN) 3-2 KANOVA Alena (SVK)

Game Summary		Match	Game 1	Game 2	Game 3	Game 4	Game 5
XUE Juan	CHN	3	8	11	7	11	11
KANOVA Alena	SVK	2	11	6	11	6	7
Duration:		42min	6min	6min	7min	7min	5min

Match No.: 28 Table: 3

Umpires: HOPKINS Alan Leslie (AUS) KIM Kyunghee (KOR)

Player Statistics	XUE Juan (CHN)						KANOVA Alena (SVK)					
	Game					Match	Game					Match
	1	2	3	4	5		1	2	3	4	5	
Points won	8	11	7	11	11	48	11	6	11	6	7	41
Biggest lead	1	8	-	5	4	8	3	-	5	-	1	5
Points won on own serve	5	7	5	7	5	29	7	4	8	4	4	27
Points lost on own serve	4	2	3	2	3	14	3	4	2	4	6	19
Most consecutive points won	3	8	4	3	4	8	4	4	4	2	2	4
Greatest deficit overcome	-	-	-	-	1	1	1	-	-	-	-	1
Handedness/Grip	Right/						Right/					

Game/Match Statistics	Game					Match
	1	2	3	4	5	
Longest rally (strokes)	7	13	13	15	14	15
Average rally	4	5	6	6	6	5

Game Progress

1	XUE Juan (CHN)	0	*0	1	*2	4	*4	6	*7	7	*8	8
	KANOVA Alena (SVK)	*0	2	*3	4	*4	6	*6	7	*9	10	11
2	XUE Juan (CHN)	*0	2	*2	4	*6	8	*10	10	*10	11	
	KANOVA Alena (SVK)	0	*0	2	*2	2	*2	2	*4	6	6	
3	XUE Juan (CHN)	0	*0	2	*2	3	*3	4	*6	7	7	
	KANOVA Alena (SVK)	*0	2	*2	4	*5	7	*8	8	*9	11	
4	XUE Juan (CHN)	*0	2	*2	3	*5	6	*7	9	*10	11	
	KANOVA Alena (SVK)	0	*0	2	*3	3	*4	5	*5	6	6	
5	XUE Juan (CHN)	0	*1	2	*3	4	*5	6	*7	9	11	
	KANOVA Alena (SVK)	*0	1	*2	3	*4	5	*6	7	*7	7	

Note:

The "Greatest deficit overcome" only applies when the player ends up winning the game.

Legend:

No. Number * Server



Match Results

Resultados da partida

YOON Jiyu (KOR) 3-0 BRUNELLI Michela (ITA)

Game Summary		Match	Game 1	Game 2	Game 3	Game 4	Game 5
YOON Jiyu	KOR	3	11	11	12		
BRUNELLI Michela	ITA	0	4	5	10		
Duration:		20min	4min	4min	8min		

Match No.: 29 Table: 5

Umpires: MEIER Michael (USA) HIGASHIJIMA Masae (JPN)

Player Statistics	YOON Jiyu (KOR)					Match	BRUNELLI Michela (ITA)					Match
	Game						Game					
	1	2	3	4	5		1	2	3	4	5	
Points won	11	11	12			34	4	5	10			19
Biggest lead	7	6	2			7	-	1	4			4
Points won on own serve	5	6	7			18	1	3	6			10
Points lost on own serve	3	2	4			9	6	5	5			16
Most consecutive points won	7	6	3			7	3	3	4			4
Greatest deficit overcome	-	1	4			4	-	-	-			-
Handedness/Grip	/						Right/					

Game/Match Statistics	Game					Match
	1	2	3	4	5	
Longest rally (strokes)	13	9	31			31
Average rally	4	5	7			5

Game Progress

1	YOON Jiyu (KOR)	*0	2	*4	6	*7	7	*9	10	11				
	BRUNELLI Michela (ITA)	0	*0	0	*0	1	*3	3	*4	4				
2	YOON Jiyu (KOR)	0	*1	3	*5	6	*6	7	*9	11				
	BRUNELLI Michela (ITA)	*0	1	*1	1	*2	4	*5	5	5				
3	YOON Jiyu (KOR)	*0	1	*3	3	*3	4	*4	6	*7	9	*10	11	12
	BRUNELLI Michela (ITA)	0	*1	1	*3	5	*6	8	*8	9	*9	10	*10	10

Note:

The "Greatest deficit overcome" only applies when the player ends up winning the game.

Legend:

No. Number * Server



Match Results

Resultados da partida

LI Qian (CHN) 3-0 HEAD Sara (GBR)

Game Summary		Match	Game 1	Game 2	Game 3	Game 4	Game 5
LI Qian	CHN	3	11	14	11		
HEAD Sara	GBR	0	7	12	3		
Duration:		18min	4min	6min	4min		

Match No.: 30 Table: 7

Umpires: WONG Jeffrey (CAN) DUBEY Atul (IND)

Player Statistics	LI Qian (CHN)					Match	HEAD Sara (GBR)					Match
	Game						Game					
	1	2	3	4	5		1	2	3	4	5	
Points won	11	14	11			36	7	12	3			22
Biggest lead	4	5	8			8	1	1	-			1
Points won on own serve	6	9	7			22	3	8	2			13
Points lost on own serve	4	4	1			9	5	5	4			14
Most consecutive points won	5	4	6			6	3	4	3			4
Greatest deficit overcome	1	1	-			1	-	-	-			-
Handedness/Grip	Left/						Right/					

Game/Match Statistics	Game					Match
	1	2	3	4	5	
Longest rally (strokes)	9	6	7			9
Average rally	5	3	3			4

Game Progress

1	LI Qian (CHN)	*0	2	*2	3	*5	5	*6	7	*9	11							
	HEAD Sara (GBR)	0	*0	2	*3	3	*5	6	*7	7	7							
2	LI Qian (CHN)	0	*1	3	*4	6	*7	8	*8	9	*9	10	*11	11	*11	12	*13	14
	HEAD Sara (GBR)	*0	1	*1	2	*2	3	*4	6	*7	9	*10	10	*11	12	*12	12	12
3	LI Qian (CHN)	*0	2	*4	6	*6	7	*9	11									
	HEAD Sara (GBR)	0	*0	0	*0	2	*3	3	3									

Note:

The "Greatest deficit overcome" only applies when the player ends up winning the game.

Legend:

No. Number * Server



Match Results

Resultados da partida

XUE Juan (CHN) 3-1 AHLQUIST Anna-Carin (SWE)

Game Summary		Match	Game 1	Game 2	Game 3	Game 4	Game 5
XUE Juan	CHN	3	11	3	11	11	
AHLQUIST Anna-Carin	SWE	1	9	11	8	8	
Duration:		27min	6min	5min	6min	7min	

Match No.: 31 Table: 5

Umpires: DUBEY Atul (IND) WONG Jeffrey (CAN)

Player Statistics	XUE Juan (CHN)					Match	AHLQUIST Anna-Carin (SWE)					Match
	Game						Game					
	1	2	3	4	5		1	2	3	4	5	
Points won	11	3	11	11		36	9	11	8	8		36
Biggest lead	2	-	3	3		3	3	8	3	4		8
Points won on own serve	7	3	6	6		22	7	8	4	5		24
Points lost on own serve	2	3	4	3		12	3	0	5	4		12
Most consecutive points won	4	1	4	7		7	3	3	2	4		4
Greatest deficit overcome	3	-	3	4		4	-	-	-	-		-
Handedness/Grip	Right/						Right/					

Game/Match Statistics	Game					Match
	1	2	3	4	5	
Longest rally (strokes)	26	18	16	29		29
Average rally	6	8	7	8		7

Game Progress

1	XUE Juan (CHN)	0	1	*1	2	*3	5	*5	7	*7	9	11
	AHLQUIST Anna-Carin (SWE)	0	*1	3	*4	5	*5	7	*7	9	*9	9
2	XUE Juan (CHN)	0	*0	1	*1	2	*2	3	3			
	AHLQUIST Anna-Carin (SWE)	*0	2	*3	5	*6	8	*9	11			
3	XUE Juan (CHN)	*0	0	*1	2	*3	5	*6	7	*8	10	11
	AHLQUIST Anna-Carin (SWE)	0	*2	3	*4	5	*5	6	*7	8	*8	8
4	XUE Juan (CHN)	0	*1	2	*2	2	*3	5	*7	9	*10	11
	AHLQUIST Anna-Carin (SWE)	0	1	*2	4	*6	7	*7	7	*7	8	8

Note:

The "Greatest deficit overcome" only applies when the player ends up winning the game.

Legend:

No. Number * Server



Match Results

Resultados da partida

LI Qian (CHN) 3-0 YOON Jiyu (KOR)

Game Summary		Match	Game 1	Game 2	Game 3	Game 4	Game 5
LI Qian	CHN	3	11	11	11		
YOON Jiyu	KOR	0	6	6	9		
Duration:		19min	5min	5min	6min		

Match No.: 32 Table: 7

Umpires: VILANOVA Flavia (BRA) MONTES Marlos (BRA)

Player Statistics	LI Qian (CHN)					Match	YOON Jiyu (KOR)					Match
	Game						Game					
	1	2	3	4	5		1	2	3	4	5	
Points won	11	11	11			33	6	6	9			21
Biggest lead	5	7	2			7	-	1	3			3
Points won on own serve	5	7	6			18	3	4	5			12
Points lost on own serve	3	2	4			9	6	4	5			15
Most consecutive points won	5	6	5			6	3	3	3			3
Greatest deficit overcome	-	1	3			3	-	-	-			-
Handedness/Grip	Left/						/					

Game/Match Statistics	Game					Match
	1	2	3	4	5	
Longest rally (strokes)	13	17	15			17
Average rally	4	5	5			5

Game Progress

1	LI Qian (CHN)	0	*2	4	*5	6	*6	7	*9	10	11	
	YOON Jiyu (KOR)	*0	0	*0	1	*2	4	*5	5	*6	6	
2	LI Qian (CHN)	*0	1	*2	4	*5	7	*9	10	*10	11	
	YOON Jiyu (KOR)	0	*1	2	*2	3	*3	3	*4	6	6	
3	LI Qian (CHN)	0	*0	1	*2	4	*6	6	*7	8	*9	11
	YOON Jiyu (KOR)	*0	2	*3	4	*4	4	*6	7	*8	9	9

Note:

The "Greatest deficit overcome" only applies when the player ends up winning the game.

Legend:

No. Number * Server



Match Results

Resultados da partida

AHLQUIST Anna-Carin (SWE) 3-0 YOON Jiyu (KOR)

Game Summary		Match	Game 1	Game 2	Game 3	Game 4	Game 5
AHLQUIST Anna-Carin	SWE	3	12	11	11		
YOON Jiyu	KOR	0	10	7	7		
Duration:		21min	6min	6min	6min		

Match No.: 33 Table: 3

Umpires: SILVA Juvenal (BRA) WONG Jeffrey (CAN)

Player Statistics	AHLQUIST Anna-Carin (SWE)					Match	YOON Jiyu (KOR)					Match
	Game						Game					
	1	2	3	4	5		1	2	3	4	5	
Points won	12	11	11			34	10	7	7			24
Biggest lead	4	5	4			5	1	-	2			2
Points won on own serve	6	5	9			20	5	4	6			15
Points lost on own serve	5	3	1			9	6	6	2			14
Most consecutive points won	3	3	3			3	3	2	3			3
Greatest deficit overcome	1	-	2			2	-	-	-			-
Handedness/Grip	Right/						/					

Game/Match Statistics	Game					Match
	1	2	3	4	5	
Longest rally (strokes)	10	15	28			28
Average rally	4	5	7			5

Game Progress

1	AHLQUIST Anna-Carin (SWE)	*0	2	*3	4	*5	7	*8	8	*9	9	*10	11	12
	YOON Jiyu (KOR)	0	*0	1	*2	3	*3	4	*6	7	*9	10	*10	10
2	AHLQUIST Anna-Carin (SWE)	0	*1	3	*4	6	*7	7	*9	10	11			
	YOON Jiyu (KOR)	*0	1	*1	2	*2	3	*5	5	*6	7			
3	AHLQUIST Anna-Carin (SWE)	*0	1	*1	3	*4	6	*7	9	*9	11			
	YOON Jiyu (KOR)	0	*1	3	*3	4	*4	5	*5	7	7			

Note:

The "Greatest deficit overcome" only applies when the player ends up winning the game.

Legend:

No.	Number	*	Server
-----	--------	---	--------



Match Results

Resultados da partida

XUE Juan (CHN) 3-0 LI Qian (CHN)

Game Summary		Match	Game 1	Game 2	Game 3	Game 4	Game 5
XUE Juan	CHN	3	12	11	11		
LI Qian	CHN	0	10	7	9		
Duration:		20min	6min	5min	6min		

Match No.: 34 Table: 1

Umpires: BARROS Mario Paz (BRA) LARROZA Andres (PAR)

Player Statistics	XUE Juan (CHN)					Match	LI Qian (CHN)					Match
	Game						Game					
	1	2	3	4	5		1	2	3	4	5	
Points won	12	11	11			34	10	7	9			26
Biggest lead	2	4	5			5	3	-	2			3
Points won on own serve	7	5	6			18	6	4	5			15
Points lost on own serve	4	3	4			11	5	6	5			16
Most consecutive points won	4	4	4			4	4	2	7			7
Greatest deficit overcome	3	-	2			3	-	-	-			-
Handedness/Grip	Right/						Left/					

Game/Match Statistics	Game					Match
	1	2	3	4	5	
Longest rally (strokes)	14	13	15			15
Average rally	5	5	4			5

Game Progress

1	XUE Juan (CHN)	*0	1	*1	2	*3	5	*6	7	*7	8	*10	11	12
	LI Qian (CHN)	0	*1	3	*4	5	*5	6	*7	9	*10	10	*10	10
2	XUE Juan (CHN)	0	*2	4	*5	5	*6	7	*8	10	11			
	LI Qian (CHN)	*0	0	*0	1	*3	4	*5	6	*6	7			
3	XUE Juan (CHN)	*0	2	*3	5	*6	6	*6	6	*7	9	11		
	LI Qian (CHN)	0	*0	1	*1	2	*4	6	*8	9	*9	9		

Note:

The "Greatest deficit overcome" only applies when the player ends up winning the game.

Legend:

No. Number * Server



Player Statistics

Estatísticas dos atletas

As of MON 12 SEP 2016

Players	NPC	Matches				Games				Match Duration	
		Played	Won	Lost	%Won	Played	Won	Lost	%Won	All	Average
AHLQUIST Anna-Carin	SWE	5	4	1	80%	18	13	5	72%	1h59min	24min
Right		Points Won				Points Lost					
CI3		Total	Own Serve:	104	Most Consecutive:	9	Total	Own Serve:	47	Most Consecutive:	7
		182	Opp. Serve:	78	GDO:	2	121	Opp. Serve:	74	GLL:	4
ASAYUT Dararat	THA	Matches				Games				Match Duration	
Right		Played	Won	Lost	%Won	Played	Won	Lost	%Won	All	Average
CI3		2	0	2	0%	6	0	6	0%	40min	20min
		Points Won				Points Lost					
		Total	Own Serve:	19	Most Consecutive:	4	Total	Own Serve:	33	Most Consecutive:	5
		40	Opp. Serve:	21	GDO:	0	66	Opp. Serve:	33	GLL:	3
BRUNELLI Michela	ITA	Matches				Games				Match Duration	
Right		Played	Won	Lost	%Won	Played	Won	Lost	%Won	All	Average
CI3		3	2	1	67%	12	6	6	50%	1h21min	27min
		Points Won				Points Lost					
		Total	Own Serve:	54	Most Consecutive:	8	Total	Own Serve:	56	Most Consecutive:	7
		109	Opp. Serve:	55	GDO:	3	112	Opp. Serve:	56	GLL:	4
CAMPBELL Lara Jane	GBR	Matches				Games				Match Duration	
Right		Played	Won	Lost	%Won	Played	Won	Lost	%Won	All	Average
CI3		2	0	2	0%	8	2	6	25%	52min	26min
		Points Won				Points Lost					
		Total	Own Serve:	35	Most Consecutive:	5	Total	Own Serve:	39	Most Consecutive:	11
		62	Opp. Serve:	27	GDO:	5	85	Opp. Serve:	46	GLL:	3
DRETAR KARIC Helena	CRO	Matches				Games				Match Duration	
Right		Played	Won	Lost	%Won	Played	Won	Lost	%Won	All	Average
CI3		3	1	2	33%	10	4	6	40%	1h9min	23min
		Points Won				Points Lost					
		Total	Own Serve:	45	Most Consecutive:	5	Total	Own Serve:	45	Most Consecutive:	8
		84	Opp. Serve:	39	GDO:	3	96	Opp. Serve:	51	GLL:	3
DUMAN Hatice	TUR	Matches				Games				Match Duration	
Right		Played	Won	Lost	%Won	Played	Won	Lost	%Won	All	Average
CI3		3	1	2	33%	12	4	8	33%	1h31min	30min
		Points Won				Points Lost					
		Total	Own Serve:	52	Most Consecutive:	11	Total	Own Serve:	50	Most Consecutive:	7
		95	Opp. Serve:	43	GDO:	3	110	Opp. Serve:	60	GLL:	5
FONTAINE Pamela	USA	Matches				Games				Match Duration	
Right		Played	Won	Lost	%Won	Played	Won	Lost	%Won	All	Average
CI3		2	0	2	0%	7	1	6	14%	49min	25min
		Points Won				Points Lost					
		Total	Own Serve:	38	Most Consecutive:	4	Total	Own Serve:	34	Most Consecutive:	6
		62	Opp. Serve:	24	GDO:	2	81	Opp. Serve:	47	GLL:	3



Player Statistics

Estatísticas dos atletas

As of MON 12 SEP 2016

Players	NPC	Matches				Games				Match Duration					
		Played	Won	Lost	%Won	Played	Won	Lost	%Won	All	Average				
FRAGA SEVERO Thais	BRA	2	0	2	0%	7	1	6	14%	1h5min	33min				
Right		Points Won				Points Lost									
CI3		Total	Own Serve:		31	Most Consecutive:		3	Total	Own Serve:		38	Most Consecutive:		6
		60	Opp. Serve:		29	GDO:		2	81	Opp. Serve:		43	GLL:		2
HEAD Sara	GBR	Matches				Games				Match Duration					
Right		Played	Won	Lost	%Won	Played	Won	Lost	%Won	All	Average				
CI3		4	2	2	50%	14	6	8	43%	1h31min	23min				
		Points Won				Points Lost									
		Total	Own Serve:		67	Most Consecutive:		7	Total	Own Serve:		55	Most Consecutive:		6
		114	Opp. Serve:		47	GDO:		3	133	Opp. Serve:		78	GLL:		3
KANOVA Alena	SVK	Matches				Games				Match Duration					
Right		Played	Won	Lost	%Won	Played	Won	Lost	%Won	All	Average				
CI3		4	2	2	50%	16	8	8	50%	2h37min	39min				
		Points Won				Points Lost									
		Total	Own Serve:		88	Most Consecutive:		7	Total	Own Serve:		71	Most Consecutive:		8
		158	Opp. Serve:		70	GDO:		5	158	Opp. Serve:		87	GLL:		3
KIM Ok	KOR	Matches				Games				Match Duration					
Right		Played	Won	Lost	%Won	Played	Won	Lost	%Won	All	Average				
CI3		2	0	2	0%	7	1	6	14%	46min	23min				
		Points Won				Points Lost									
		Total	Own Serve:		29	Most Consecutive:		5	Total	Own Serve:		33	Most Consecutive:		7
		51	Opp. Serve:		22	GDO:		4	74	Opp. Serve:		41	GLL:		1
LEE Mi-Gyu	KOR	Matches				Games				Match Duration					
Right		Played	Won	Lost	%Won	Played	Won	Lost	%Won	All	Average				
CI3		3	2	1	67%	11	7	4	64%	1h30min	30min				
		Points Won				Points Lost									
		Total	Own Serve:		61	Most Consecutive:		6	Total	Own Serve:		43	Most Consecutive:		7
		112	Opp. Serve:		51	GDO:		1	97	Opp. Serve:		54	GLL:		5
LI Qian	CHN	Matches				Games				Match Duration					
Left		Played	Won	Lost	%Won	Played	Won	Lost	%Won	All	Average				
CI3		5	4	1	80%	15	12	3	80%	1h31min	18min				
		Points Won				Points Lost									
		Total	Own Serve:		92	Most Consecutive:		7	Total	Own Serve:		49	Most Consecutive:		4
		163	Opp. Serve:		71	GDO:		3	113	Opp. Serve:		64	GLL:		3
MADER Doris	AUT	Matches				Games				Match Duration					
Left		Played	Won	Lost	%Won	Played	Won	Lost	%Won	All	Average				
CI3		3	1	2	33%	9	3	6	33%	1h7min	22min				
		Points Won				Points Lost									
		Total	Own Serve:		50	Most Consecutive:		6	Total	Own Serve:		36	Most Consecutive:		6
		78	Opp. Serve:		28	GDO:		3	93	Opp. Serve:		57	GLL:		2



Player Statistics

Estatísticas dos atletas

As of MON 12 SEP 2016

Players	NPC	Matches				Games				Match Duration	
		Played	Won	Lost	%Won	Played	Won	Lost	%Won	All	Average
MUZINIC Andela	CRO	4	2	2	50%	17	10	7	59%	2h14min	34min
Right		Points Won				Points Lost					
CI3		Total	Own Serve:	82	Most Consecutive:	7	Total	Own Serve:	66	Most Consecutive:	9
		151	Opp. Serve:	69	GDO:	4	142	Opp. Serve:	76	GLL:	3
SIGALA LOPEZ ME	MEX	Matches				Games				Match Duration	
Right		Played	Won	Lost	%Won	Played	Won	Lost	%Won	All	Average
CI3		2	0	2	0%	8	2	6	25%	54min	27min
		Points Won				Points Lost					
		Total	Own Serve:	35	Most Consecutive:	6	Total	Own Serve:	35	Most Consecutive:	7
		58	Opp. Serve:	23	GDO:	3	83	Opp. Serve:	48	GLL:	2
XUE Juan	CHN	Matches				Games				Match Duration	
Right		Played	Won	Lost	%Won	Played	Won	Lost	%Won	All	Average
CI3		5	5	0	100%	19	15	4	79%	2h12min	26min
		Points Won				Points Lost					
		Total	Own Serve:	107	Most Consecutive:	8	Total	Own Serve:	59	Most Consecutive:	7
		188	Opp. Serve:	81	GDO:	4	148	Opp. Serve:	89	GLL:	1
YOON Jiyu	KOR	Matches				Games				Match Duration	
CI3		Played	Won	Lost	%Won	Played	Won	Lost	%Won	All	Average
		6	4	2	67%	18	12	6	67%	2h8min	21min
		Points Won				Points Lost					
		Total	Own Serve:	98	Most Consecutive:	7	Total	Own Serve:	69	Most Consecutive:	6
		178	Opp. Serve:	80	GDO:	4	152	Opp. Serve:	83	GLL:	3

Note:

The "Greatest deficit overcome" only applies when the player ends up winning the game and "Greatest lead lost" only when losing.

Legend:

GDO Greatest deficit overcome **GLL** Greatest lead lost **Opp.** Opponent's



Tournament Statistics

Estatísticas do torneio

As of MON 12 SEP 2016

Statistics	Preliminaries	Round 1	Quarterfinals	Semifinals	Finals	Total
Matches						
Total	18	4	4	2	2	30
Game Margin: 3:0	11 61%	2 50%	2 50%	1 50%	2 100%	18 60%
3:1	4 22%	2 50%		1 50%		7 23%
3:2	3 17%		2 50%			5 17%
Invalid Results Mark						
Duration: Total	7h28min	2h5min	1h58min	46min	41min	12h58min
Longest	46min	43min	42min	27min	21min	46min
Shortest	15min	20min	18min	19min	20min	15min
Average	25min	31min	30min	23min	21min	26min
Games						
Total	64	14	16	7	6	107
Point Margin: 11						
10	1 2%					1 1%
9	3 5%					3 3%
8	3 5%	1 7%	3 19%	1 14%		8 7%
7	4 6%	2 14%	1 6%			7 7%
6	5 8%		2 13%			7 7%
5	8 13%	1 7%	2 13%	2 29%		13 12%
4	6 9%	3 21%	4 25%		3 50%	16 15%
3	14 22%	3 21%	1 6%	2 29%		20 19%
2	20 31%	4 29%	3 19%	2 29%	3 50%	32 30%
Invalid Results Mark						
Duration: Total	6h14min	1h34min	1h32min	40min	35min	10h35min
Longest	16min	10min	8min	7min	6min	16min
Shortest	2min	4min	4min	5min	5min	2min
Average	6min	7min	6min	6min	6min	6min
Points						
Total	1173	258	284	126	118	1959
Per game	18.33	18.43	17.75	18.00	19.67	18.31
Most consecutive won	11	7	9	7	7	11
Greatest deficit overcome	5	5	4	4	3	5
Longest rally	31	16	31	29	28	31
Average rally	5	5	5	6	5	5

Note:

The "Greatest deficit overcome" only applies when the player ends up winning the game.



Entry List by Event

As of MON 5 SEP 2016

NPC	Name	Date of Birth	How Qualified	World Ranking
AUS - Australia	di TORO Daniela	16 OCT 1974	CQ	
BRA - Brazil	OLIVEIRA Joyce	24 JUN 1990	CQ	9
CHN - People's Republic of China	ZHANG Miao	8 JUL 1991	QR	3
	ZHOU Ying	23 DEC 1988	CQ	1
GBR - Great Britain	GILROY Sue	19 OCT 1972	QR	6
GER - Germany	MIKOLASCHEK Sandra	18 JUN 1997	QR	5
KOR - Republic of Korea	KANG Oejeong	2 SEP 1966	QR	10
SRB - Serbia	MATIC Nada	10 JUN 1984	QR	4
	PERIC-RANKOVIC Borislava	16 JUN 1972	CQ	2
THA - Thailand	JAI-ON Wijittra	5 AUG 1989	QR	7
TPE - Chinese Taipei	LU Pi-Chun	4 FEB 1963	QI	11
TUR - Turkey	ALTINTAS Nergis	16 AUG 1990	QR	8

Note:

All changes are available in INFO.
(nnn) in 'How Qualified' represents the player's singles world ranking as of September 2016.

Legend:

CQ Continental Qualification **QI** Qualified by Invitation **QR** World Ranking



Draw
Sorteio

GROUP A

Rk	Name	NPC	CHN	TUR	KOR	Match Points
1	ZHOU Ying	CHN		3:0 (11:5, 11:4, 11:4)	3:1 (11:6, 4:11, 11:3, 11:7)	4
2	ALTINTAS Nergis	TUR	0:3 (5:11, 4:11, 4:11)		3:2 (8:11, 11:13, 11:7, 11:5, 11:3)	3
3	KANG Oejeong	KOR	1:3 (6:11, 11:4, 3:11, 7:11)	2:3 (11:8, 13:11, 7:11, 5:11, 3:11)		2

GROUP B

Rk	Name	NPC	THA	SRB	BRA	Match Points
1	JAI-ON Wijittra	THA		3:2 (8:11, 17:15, 2:11, 12:10, 11:7)	3:2 (9:11, 11:6, 11:2, 9:11, 12:10)	4
2	PERIC-RANKOVIC Borislava	SRB	2:3 (11:8, 15:17, 11:2, 10:12, 7:11)		3:0 (11:4, 11:5, 11:3)	3
3	OLIVEIRA Joyce	BRA	2:3 (11:9, 6:11, 2:11, 11:9, 10:12)	0:3 (4:11, 5:11, 3:11)		2

GROUP C

Rk	Name	NPC	CHN	GBR	TPE	Match Points
1	ZHANG Miao	CHN		3:0 (11:7, 11:6, 11:9)	3:0 (11:7, 15:13, 11:0)	4
2	GILROY Susan	GBR	0:3 (7:11, 6:11, 9:11)		3:2 (11:3, 2:11, 11:2, 6:11, 11:5)	3
3	LU Pi-Chun	TPE	0:3 (7:11, 13:15, 0:11)	2:3 (3:11, 11:2, 2:11, 11:6, 5:11)		2

GROUP D

Rk	Name	NPC	GER	SRB	AUS	Match Points
1	MIKOLASCHEK Sandra	GER		3:1 (11:9, 13:11, 10:12, 11:6)	3:0 (11:2, 11:3, 11:3, :)	4
2	MATIC Nada	SRB	1:3 (9:11, 11:13, 12:10, 6:11)		3:0 (11:2, 11:5, 11:5)	3
3	di TORO Lisa Daniela	AUS	0:3 (2:11, 3:11, 3:11, :)	0:3 (2:11, 5:11, 5:11)		2

Qualification rule:

First and Second from each group will qualify for the Quarterfinals.

Legend:

Rk Rank



Draw

Sorteio

QUALIFIED FROM GROUPS				
Group	Rk	Name	NPC	Match Points
A	1	ZHOU Ying	CHN	4
B	1	JAI-ON Wijittra	THA	4
C	1	ZHANG Miao	CHN	4
D	1	MIKOLASCHEK Sandra	GER	4
A	2	ALTINTAS Nergis	TUR	3
B	2	PERIC-RANKOVIC Borislava	SRB	3
C	2	GILROY Susan	GBR	3
D	2	MATIC Nada	SRB	3

Quarterfinals	NPC Code	Semifinals	Finals
ZHOU Ying	CHN		
PERIC-RANKOVIC Borislava	SRB	PERIC-RANKOVIC B 3-0 (11:7, 11:4, 12:10)	
GILROY Susan	GBR		PERIC-RANKOVIC B 3-0 (13:11, 11:4, 11:5)
MIKOLASCHEK Sandra	GER	GILROY Susan 3-2 (6:11, 12:10, 8:11, 13:11, 13:11)	
ZHANG Miao	CHN		
ALTINTAS Nergis	TUR	ZHANG Miao 3-0 (11:5, 13:11, 11:7)	
MATIC Nada	SRB		ZHANG Miao 3-0 (11:4, 11:8, 11:3)
JAI-ON Wijittra	THA	MATIC Nada 3-1 (2:11, 11:8, 11:7, 11:7)	
			GOLD PERIC-RANKOVIC B SRB 3-2 (11:4, 6:11, 7:11, 11:3, 11:6)
			SILVER ZHANG Miao CHN
		GILROY Susan	BRONZE MATIC Nada SRB 3-2 (12:14, 8:11, 11:8, 11:6, 11:6)
		MATIC Nada	



Match Results

Resultados da partida

ZHOU Ying (CHN) 3-1 KANG Oejeong (KOR)

Game Summary		Match	Game 1	Game 2	Game 3	Game 4	Game 5
ZHOU Ying	CHN	3	11	4	11	11	
KANG Oejeong	KOR	1	6	11	3	7	
Duration:		22min	4min	5min	4min	6min	

Match No.: 1 Table: 1

Umpires: dos SANTOS Danilo (BRA) CHUNG Li-Chuan (TPE)

Player Statistics	ZHOU Ying (CHN)					Match	KANG Oejeong (KOR)					Match
	Game						Game					
	1	2	3	4	5		1	2	3	4	5	
Points won	11	4	11	11		37	6	11	3	7		27
Biggest lead	7	-	8	4		8	-	7	-	-		7
Points won on own serve	8	2	6	3		19	5	6	2	2		15
Points lost on own serve	1	5	1	5		12	3	2	4	8		17
Most consecutive points won	6	1	6	4		6	3	5	2	2		5
Greatest deficit overcome	-	-	-	-		-	-	-	-	-		-
Handedness/Grip	Right/						/					

Game/Match Statistics	Game					Match
	1	2	3	4	5	
Longest rally (strokes)	10	21	24	21		24
Average rally	5	8	6	6		6

Game Progress

1	ZHOU Ying (CHN)	*0	2	*4	6	*6	8	*9	10	*10	11
	KANG Oejeong (KOR)	0	*0	0	*0	2	*2	3	*4	6	6
2	ZHOU Ying (CHN)	0	*1	2	*3	3	*3	4	*4		4
	KANG Oejeong (KOR)	*0	1	*2	3	*5	7	*8	10		11
3	ZHOU Ying (CHN)	0	2	*4	6	*6	8	*10			11
	KANG Oejeong (KOR)	0	*0	0	*0	2	*2	2			3
4	ZHOU Ying (CHN)	0	*2	4	*5	5	*7	8	*9	9	11
	KANG Oejeong (KOR)	*0	0	*0	1	*3	3	*4	5	*7	7

Note:

The "Greatest deficit overcome" only applies when the player ends up winning the game.

Legend:

No. Number * Server



Match Results

Resultados da partida

PERIC-RANKOVIC Borislava (SRB) 3-0 OLIVEIRA Joyce (BRA)

Game Summary		Match	Game 1	Game 2	Game 3	Game 4	Game 5
PERIC-RANKOVIC Borislava	SRB	3	11	11	11		
OLIVEIRA Joyce	BRA	0	4	5	3		
Duration:		16min	4min	4min	5min		

Match No.: 2 Table: 3

Umpires: SCARR Valerie (NZL) de PINTO Pietro (ITA)

Player Statistics	PERIC-RANKOVIC Borislava (SRB)					Match	OLIVEIRA Joyce (BRA)					Match
	Game						Game					
	1	2	3	4	5		1	2	3	4	5	
Points won	11	11	11			33	4	5	3			12
Biggest lead	7	6	8			8	1	1	-			1
Points won on own serve	6	6	7			19	2	3	3			8
Points lost on own serve	2	2	0			4	5	5	3			13
Most consecutive points won	6	5	4			6	1	2	1			2
Greatest deficit overcome	1	1	-			1	-	-	-			-
Handedness/Grip	Right/						Right/					

Game/Match Statistics	Game					Match
	1	2	3	4	5	
Longest rally (strokes)	7	16	11			16
Average rally	4	6	7			6

Game Progress

1	PERIC-RANKOVIC Borislava (SRB)	*0	1	*2	4	*6	7	*8	10	11
	OLIVEIRA Joyce (BRA)	0	*1	2	*2	2	*3	4	*4	4
2	PERIC-RANKOVIC Borislava (SRB)	0	*1	2	*3	4	*6	8	*9	11
	OLIVEIRA Joyce (BRA)	*0	1	*2	3	*4	4	*4	5	5
3	PERIC-RANKOVIC Borislava (SRB)	0	2	*3	5	*6	8	*9	11	
	OLIVEIRA Joyce (BRA)	0	*0	1	*1	2	*2	3	3	

Note:

The "Greatest deficit overcome" only applies when the player ends up winning the game.

Legend:

No. Number * Server



Match Results

Resultados da partida

ZHANG Miao (CHN) 3-0 LU Pi-Chun (TPE)

Game Summary		Match	Game 1	Game 2	Game 3	Game 4	Game 5
ZHANG Miao	CHN	3	11	15	11		
LU Pi-Chun	TPE	0	7	13	0		
Duration:		24min	6min	11min	4min		

Match No.: 3 Table: 5

Umpires: da SILVA Ivam (BRA) ZAPATA Carlos (ESP)

Player Statistics	ZHANG Miao (CHN)					Match	LU Pi-Chun (TPE)					Match
	Game						Game					
	1	2	3	4	5		1	2	3	4	5	
Points won	11	15	11			37	7	13	0			20
Biggest lead	4	2	11			11	2	5	-			5
Points won on own serve	6	6	5			17	5	5	0			10
Points lost on own serve	2	8	0			10	5	9	6			20
Most consecutive points won	5	4	11			11	2	5	0			5
Greatest deficit overcome	2	5	-			5	-	-	-			-
Handedness/Grip	Right/						Right/					

Game/Match Statistics	Game					Match
	1	2	3	4	5	
Longest rally (strokes)	8	15	8			15
Average rally	4	6	5			5

Game Progress

1	ZHANG Miao (CHN)	0	*0	2	*3	4	*5	6	*7	9	11							
	LU Pi-Chun (TPE)	*0	2	*2	3	*4	5	*6	7	*7	7							
2	ZHANG Miao (CHN)	*0	0	*0	1	*3	4	*6	8	*8	9	*10	10	*11	11	*12	12	*13
	LU Pi-Chun (TPE)	0	*2	4	*5	5	*6	6	*6	8	*9	10	*11	11	*12	12	*13	13
		14	15															
		*13	13															
3	ZHANG Miao (CHN)	0	*2	4	*6	8	*10	11										
	LU Pi-Chun (TPE)	*0	0	*0	0	*0	0	0										

Note:

The "Greatest deficit overcome" only applies when the player ends up winning the game.

Legend:

No. Number * Server



Match Results

Resultados da partida

MATIC Nada (SRB) 3-0 di TORO Lisa Daniela (AUS)

Game Summary		Match	Game 1	Game 2	Game 3	Game 4	Game 5
MATIC Nada	SRB	3	11	11	11		
di TORO Lisa Daniela	AUS	0	2	5	5		
Duration:		15min	3min	5min	5min		

Match No.: 4 Table: 7

Umpires: CLARO Bruno Augusto (BRA) KOH Christabel (SIN)

Player Statistics	MATIC Nada (SRB)					Match	di TORO Lisa Daniela (AUS)					Match
	Game						Game					
	1	2	3	4	5		1	2	3	4	5	
Points won	11	11	11			33	2	5	5			12
Biggest lead	9	6	6			9	-	-	-			-
Points won on own serve	5	5	7			17	1	2	4			7
Points lost on own serve	1	3	1			5	6	6	3			15
Most consecutive points won	5	3	4			5	1	1	2			2
Greatest deficit overcome	-	-	-			-	-	-	-			-
Handedness/Grip	Right/						Right/					

Game/Match Statistics	Game					Match
	1	2	3	4	5	
Longest rally (strokes)	12	7	10			12
Average rally	4	4	4			4

Game Progress

1	MATIC Nada (SRB)	0	*1	3	*5	6	*8	10	11	
	di TORO Lisa Daniela (AUS)	*0	1	*1	1	*2	2	*2	2	
2	MATIC Nada (SRB)	*0	2	*3	4	*5	6	*8	9	11
	di TORO Lisa Daniela (AUS)	0	*0	1	*2	3	*4	4	*5	5
3	MATIC Nada (SRB)	0	*2	4	*4	6	*7	8	*9	11
	di TORO Lisa Daniela (AUS)	0	0	*0	2	*2	3	*4	5	5

Note:

The "Greatest deficit overcome" only applies when the player ends up winning the game.

Legend:

No. Number * Server



Match Results

Resultados da partida

ZHOU Ying (CHN) 3-0 ALTINTAS Nergis (TUR)

Game Summary		Match	Game 1	Game 2	Game 3	Game 4	Game 5
ZHOU Ying	CHN	3	11	11	11		
ALTINTAS Nergis	TUR	0	5	4	4		
Duration:		18min	4min	5min	5min		

Match No.: 5 Table: 5

Umpires: DEMARIO Leonor (BRA) MUCHA Heike (GER)

Player Statistics	ZHOU Ying (CHN)					Match	ALTINTAS Nergis (TUR)					Match
	Game						Game					
	1	2	3	4	5		1	2	3	4	5	
Points won	11	11	11			33	5	4	4			13
Biggest lead	7	7	7			7	-	-	1			1
Points won on own serve	5	7	6			18	2	3	2			7
Points lost on own serve	3	1	1			5	6	4	5			15
Most consecutive points won	5	4	4			5	3	2	2			3
Greatest deficit overcome	-	-	1			1	-	-	-			-
Handedness/Grip	Right/						Right/					

Game/Match Statistics	Game					Match
	1	2	3	4	5	
Longest rally (strokes)	10	14	18			18
Average rally	4	6	4			5

Game Progress

1	ZHOU Ying (CHN)	0	*2	4	*5	5	*7	9	*10	11
	ALTINTAS Nergis (TUR)	*0	0	*0	1	*3	3	*3	4	5
2	ZHOU Ying (CHN)	*0	2	*3	4	*5	7	*8	10	11
	ALTINTAS Nergis (TUR)	0	*0	1	*2	3	*3	4	*4	4
3	ZHOU Ying (CHN)	0	*1	3	*4	6	*7	8	*10	11
	ALTINTAS Nergis (TUR)	0	1	*1	2	*2	3	*4	4	4

Note:

The "Greatest deficit overcome" only applies when the player ends up winning the game.

Legend:

No. Number * Server



Match Results

Resultados da partida

JAI-ON Wijittra (THA) 3-2 PERIC-RANKOVIC Borislava (SRB)

Game Summary		Match	Game 1	Game 2	Game 3	Game 4	Game 5
JAI-ON Wijittra	THA	3	8	17	2	12	11
PERIC-RANKOVIC Borislava	SRB	2	11	15	11	10	7
Duration:		46min	6min	12min	5min	9min	8min

Match No.: 6 Table: 3

Umpires: BAUR Helton Luis (BRA) HIGASHIJIMA Masae (JPN)

Player Statistics	JAI-ON Wijittra (THA)						Match	PERIC-RANKOVIC Borislava (SRB)						Match
	Game					Match		Game					Match	
	1	2	3	4	5			1	2	3	4	5		
Points won	8	17	2	12	11	50	11	15	11	10	7	54		
Biggest lead	2	3	-	4	4	4	3	1	9	2	1	9		
Points won on own serve	4	10	1	7	5	27	5	9	5	6	3	28		
Points lost on own serve	6	6	6	4	4	26	4	7	1	5	5	22		
Most consecutive points won	3	3	2	5	4	5	3	3	6	5	3	6		
Greatest deficit overcome	-	1	-	2	1	2	2	-	-	-	-	2		
Handedness/Grip	Left/							Right/						

Game/Match Statistics	Game					Match
	1	2	3	4	5	
Longest rally (strokes)	11	20	11	18	13	20
Average rally	5	7	5	9	6	6

Game Progress

1	JAI-ON Wijittra (THA)	*0	1	*3	4	*4	5	*6	7	*8	8	8						
	PERIC-RANKOVIC Borislava (SRB)	0	*1	1	*2	4	*5	6	*7	8	*10	11						
2	JAI-ON Wijittra (THA)	0	*1	2	*3	4	*6	7	*8	9	*9	10	*11	11	*11	12	*12	13
	PERIC-RANKOVIC Borislava (SRB)	*0	1	*2	3	*4	4	*5	6	*7	9	*10	10	*11	12	*12	13	*13
		*13	14	*14	15	*16	17											
		14	*14	15	*15	15	15											
3	JAI-ON Wijittra (THA)	*0	0	*0	1	*2	2	*2	2									
	PERIC-RANKOVIC Borislava (SRB)	0	*2	4	*5	6	*8	10	11									
4	JAI-ON Wijittra (THA)	0	*1	2	*4	6	*6	6	*7	8	*8	10	*11	12				
	PERIC-RANKOVIC Borislava (SRB)	*0	1	*2	2	*2	4	*6	7	*8	10	*10	10	10				
5	JAI-ON Wijittra (THA)	0	2	*3	3	*4	5	*6	8	*10	11							
	PERIC-RANKOVIC Borislava (SRB)	0	*0	1	*3	4	*5	6	*6	6	7							

Note:

The "Greatest deficit overcome" only applies when the player ends up winning the game.

Legend:

No. Number * Server



Match Results

Resultados da partida

ZHANG Miao (CHN) 3-0 GILROY Susan (GBR)

Game Summary		Match	Game 1	Game 2	Game 3	Game 4	Game 5
ZHANG Miao	CHN	3	11	11	11		
GILROY Susan	GBR	0	7	6	9		
Duration:		21min	6min	5min	6min		

Match No.: 7 Table: 1

Umpires: MIRANDA Barjonas (BRA) KIM Kyunghee (KOR)

Player Statistics	ZHANG Miao (CHN)					Match	GILROY Susan (GBR)					Match
	Game						Game					
	1	2	3	4	5		1	2	3	4	5	
Points won	11	11	11			33	7	6	9			22
Biggest lead	4	5	3			5	-	-	1			1
Points won on own serve	3	8	4			15	2	5	3			10
Points lost on own serve	5	1	6			12	8	3	7			18
Most consecutive points won	4	3	3			4	2	2	2			2
Greatest deficit overcome	-	-	1			1	-	-	-			-
Handedness/Grip	Right/						Right/					

Game/Match Statistics	Game					Match
	1	2	3	4	5	
Longest rally (strokes)	17	10	11			17
Average rally	5	4	5			5

Game Progress

1	ZHANG Miao (CHN)	0	*2	2	*4	4	*6	8	*8	9	11	
	GILROY Susan (GBR)	*0	0	*2	2	*4	4	*4	6	*7	7	
2	ZHANG Miao (CHN)	*0	2	*3	4	*5	7	*7	9	*10	11	
	GILROY Susan (GBR)	0	*0	1	*2	3	*3	5	*5	6	6	
3	ZHANG Miao (CHN)	0	*1	2	*3	4	*6	6	*8	9	*10	11
	GILROY Susan (GBR)	*0	1	*2	3	*4	4	*6	6	*7	8	9

Note:

The "Greatest deficit overcome" only applies when the player ends up winning the game.

Legend:

No. Number * Server



Match Results

Resultados da partida

MIKOLASCHEK Sandra (GER) 3-1 MATIC Nada (SRB)

Game Summary		Match	Game 1	Game 2	Game 3	Game 4	Game 5
MIKOLASCHEK Sandra	GER	3	11	13	10	11	
MATIC Nada	SRB	1	9	11	12	6	
Duration:		38min	6min	9min	8min	5min	

Match No.: 8 Table: 7

Umpires: MATOS Ravi (BRA) TSE Mei Lan (HKG)

Player Statistics	MIKOLASCHEK Sandra (GER)					Match	MATIC Nada (SRB)					Match
	Game						Game					
	1	2	3	4	5		1	2	3	4	5	
Points won	11	13	10	11		45	9	11	12	6		38
Biggest lead	5	3	2	5		5	-	1	2	1		2
Points won on own serve	6	8	3	6		23	5	7	4	3		19
Points lost on own serve	4	4	8	3		19	5	5	7	5		22
Most consecutive points won	3	4	3	3		4	4	3	4	4		4
Greatest deficit overcome	-	1	-	1		1	-	-	2	-		2
Handedness/Grip	Right/						Right/					

Game/Match Statistics	Game					Match
	1	2	3	4	5	
Longest rally (strokes)	10	15	13	12		15
Average rally	5	5	4	5		5

Game Progress

1	MIKOLASCHEK Sandra (GER)	0	*1	2	*3	5	*6	8	*9	9	*10	11				
	MATIC Nada (SRB)	*0	1	*2	3	*3	4	*4	5	*7	8	9				
2	MIKOLASCHEK Sandra (GER)	*0	2	*2	4	*4	5	*7	8	*8	9	*10	10	*11	12	13
	MATIC Nada (SRB)	0	*0	2	*2	4	*5	5	*6	8	*9	10	*11	11	*11	11
3	MIKOLASCHEK Sandra (GER)	0	*1	2	*3	3	*5	6	*7	8	*10	10	*10	10		
	MATIC Nada (SRB)	*0	1	*2	3	*5	5	*6	7	*8	8	*10	11	12		
4	MIKOLASCHEK Sandra (GER)	*0	2	*3	3	*4	6	*7	8	*10	11					
	MATIC Nada (SRB)	0	*0	1	*3	4	*4	5	*6	6	6					

Note:

The "Greatest deficit overcome" only applies when the player ends up winning the game.

Legend:

No. Number * Server



Match Results

Resultados da partida

ALTINTAS Nergis (TUR) 3-2 KANG Oejeong (KOR)

Game Summary		Match	Game 1	Game 2	Game 3	Game 4	Game 5
ALTINTAS Nergis	TUR	3	8	11	11	11	11
KANG Oejeong	KOR	2	11	13	7	5	3
Duration:		33min	5min	7min	5min	5min	5min

Match No.: 9 Table: 5

Umpires: RAGAB Elsayed (EGY) MANCINI Marco (BRA)

Player Statistics	ALTINTAS Nergis (TUR)						KANG Oejeong (KOR)					
	Game					Match	Game					Match
	1	2	3	4	5		1	2	3	4	5	
Points won	8	11	11	11	11	52	11	13	7	5	3	39
Biggest lead	1	1	4	7	8	8	3	2	1	-	-	3
Points won on own serve	6	8	6	5	7	32	7	9	4	2	2	24
Points lost on own serve	4	4	3	3	1	15	2	3	4	6	4	19
Most consecutive points won	3	2	4	7	4	7	4	3	5	2	1	5
Greatest deficit overcome	-	-	1	-	-	1	1	1	-	-	-	1
Handedness/Grip	Right/						/					

Game/Match Statistics	Game					Match
	1	2	3	4	5	
Longest rally (strokes)	13	10	7	11	9	13
Average rally	4	5	3	4	4	4

Game Progress

1	ALTINTAS Nergis (TUR)	*0	1	*1	3	*4	5	*5	6	*7	8	8				
	KANG Oejeong (KOR)	0	*1	3	*3	4	*5	7	*8	9	*10	11				
2	ALTINTAS Nergis (TUR)	0	*1	2	*3	4	*4	6	*7	8	*8	10	*10	11	*11	11
	KANG Oejeong (KOR)	*0	1	*2	3	*4	6	*6	7	*8	10	*10	11	*11	12	13
3	ALTINTAS Nergis (TUR)	0	2	*3	5	*5	5	*6	7	*9	11					
	KANG Oejeong (KOR)	0	*0	1	*1	3	*5	6	*7	7	7					
4	ALTINTAS Nergis (TUR)	0	*2	4	*6	7	*8	8	*9	11						
	KANG Oejeong (KOR)	*0	0	*0	0	*1	2	*4	5	5						
5	ALTINTAS Nergis (TUR)	*0	2	*3	5	*6	7	*9	11							
	KANG Oejeong (KOR)	0	*0	1	*1	2	*3	3	3							

Note:

The "Greatest deficit overcome" only applies when the player ends up winning the game.

Legend:

No. Number * Server



Match Results

Resultados da partida

JAI-ON Wijittra (THA) 3-2 OLIVEIRA Joyce (BRA)

Game Summary		Match	Game 1	Game 2	Game 3	Game 4	Game 5
JAI-ON Wijittra	THA	3	9	11	11	9	12
OLIVEIRA Joyce	BRA	2	11	6	2	11	10
Duration:		42min	7min	5min	4min	8min	10min

Match No.: 10 Table: 3

Umpires: HIGASHIJIMA Masae (JPN) SCARR Valerie (NZL)

Player Statistics	JAI-ON Wijittra (THA)						OLIVEIRA Joyce (BRA)					
	Game					Match	Game					Match
	1	2	3	4	5		1	2	3	4	5	
Points won	9	11	11	9	12	52	11	6	2	11	10	40
Biggest lead	6	5	9	1	2	9	2	1	-	5	1	5
Points won on own serve	5	5	7	4	9	30	5	3	2	5	8	23
Points lost on own serve	6	3	0	6	2	17	4	6	4	5	3	22
Most consecutive points won	5	4	6	2	2	6	8	1	1	6	3	8
Greatest deficit overcome	-	1	-	-	1	1	6	-	-	1	-	6
Handedness/Grip	Left/						Right/					

Game/Match Statistics	Game					Match
	1	2	3	4	5	
Longest rally (strokes)	15	17	14	21	23	23
Average rally	5	6	8	9	8	7

Game Progress

1	JAI-ON Wijittra (THA)	*0	2	*3	4	*6	8	*9	9	*9	*9	9		
	OLIVEIRA Joyce (BRA)	0	*0	1	*2	2	*2	3	*5	7	9	11		
2	JAI-ON Wijittra (THA)	*0	1	3	*4	6	*7	8	*9	10	11			
	OLIVEIRA Joyce (BRA)	0	*1	*1	2	*2	3	*4	5	*6	6			
3	JAI-ON Wijittra (THA)	*0	2	*3	5	*6	8	*10	11					
	OLIVEIRA Joyce (BRA)	0	*0	1	*1	2	*2	2	2					
4	JAI-ON Wijittra (THA)	0	*1	1	*1	2	*3	4	*6	7	*8	9		
	OLIVEIRA Joyce (BRA)	*0	1	*3	5	*6	7	*8	8	*9	10	11		
5	JAI-ON Wijittra (THA)	*0	2	*2	3	*4	6	*6	8	*8	9	*10	11	12
	OLIVEIRA Joyce (BRA)	0	*0	2	*3	4	*4	6	*6	8	*9	10	*10	10

Note:

The "Greatest deficit overcome" only applies when the player ends up winning the game.

Legend:

No. Number * Server



Match Results

Resultados da partida

GILROY Susan (GBR) 3-2 LU Pi-Chun (TPE)

Game Summary		Match	Game 1	Game 2	Game 3	Game 4	Game 5
GILROY Susan	GBR	3	11	2	11	6	11
LU Pi-Chun	TPE	2	3	11	2	11	5
Duration:		33min	4min	4min	5min	6min	6min

Match No.: 11 Table: 1

Umpires: LU Hong (CHN) CRUZ Lara (BRA)

Player Statistics	GILROY Susan (GBR)						LU Pi-Chun (TPE)					
	Game					Match	Game					Match
	1	2	3	4	5		1	2	3	4	5	
Points won	11	2	11	6	11	41	3	11	2	11	5	32
Biggest lead	8	-	9	2	6	9	1	9	1	5	2	9
Points won on own serve	5	2	6	4	7	24	2	6	1	6	4	19
Points lost on own serve	1	5	0	5	1	12	6	0	5	2	4	17
Most consecutive points won	6	1	7	3	6	7	1	5	1	7	2	7
Greatest deficit overcome	1	-	1	-	2	2	-	-	-	2	-	2
Handedness/Grip	Right/						Right/					

Game/Match Statistics	Game					Match
	1	2	3	4	5	
Longest rally (strokes)	6	8	6	7	9	9
Average rally	4	4	3	4	4	4

Game Progress

1	GILROY Susan (GBR)	0	*1	3	*4	5	*7	9	11	
	LU Pi-Chun (TPE)	*0	1	*1	2	*3	3	*3	3	
2	GILROY Susan (GBR)	*0	0	*0	1	*1	2	*2	2	
	LU Pi-Chun (TPE)	0	*2	4	*5	7	*8	10	11	
3	GILROY Susan (GBR)	0	*1	3	*5	7	*8	10	11	
	LU Pi-Chun (TPE)	0	1	*1	1	*1	2	*2	2	
4	GILROY Susan (GBR)	*0	1	*2	3	*4	6	*6	6	
	LU Pi-Chun (TPE)	0	*1	2	*3	4	*4	6	*8	11
5	GILROY Susan (GBR)	0	*0	2	*3	5	*7	8	*9	11
	LU Pi-Chun (TPE)	*0	2	*2	3	*3	3	*4	5	5

Note:

The "Greatest deficit overcome" only applies when the player ends up winning the game.

Legend:

No. Number * Server



Match Results

Resultados da partida

MIKOLASCHEK Sandra (GER) 3-0 di TORO Lisa Daniela (AUS)

Game Summary		Match	Game 1	Game 2	Game 3	Game 4	Game 5
MIKOLASCHEK Sandra	GER	3	11	11	11		
di TORO Lisa Daniela	AUS	0	2	3	3		
Duration:		14min	2min	3min	3min		

Match No.: 12 Table: 7

Umpires: BOUDJEHEM Abdellah (ALG) BARROS Mario Paz (BRA)

Player Statistics	MIKOLASCHEK Sandra (GER)					Match	di TORO Lisa Daniela (AUS)					Match
	Game						Game					
	1	2	3	4	5		1	2	3	4	5	
Points won	11	11	11			33	2	3	3			8
Biggest lead	9	8	8			9	-	-	-			-
Points won on own serve	5	8	5			18	1	3	2			6
Points lost on own serve	1	0	1			2	6	3	5			14
Most consecutive points won	5	6	8			8	1	2	3			3
Greatest deficit overcome	-	-	-			-	-	-	-			-
Handedness/Grip	Right/						Right/					

Game/Match Statistics	Game					Match
	1	2	3	4	5	
Longest rally (strokes)	6	5	9	0		9
Average rally	3	2	5	0		3

Game Progress

1	MIKOLASCHEK Sandra (GER)	0	*2	4	*5	7	*9	10	11
	di TORO Lisa Daniela (AUS)	*0	0	*0	1	*1	1	*2	2
2	MIKOLASCHEK Sandra (GER)	*0	2	*4	6	*6	8	*9	11
	di TORO Lisa Daniela (AUS)	0	*0	0	*0	2	*2	3	3
3	MIKOLASCHEK Sandra (GER)	0	*2	3	*3	5	*7	9	11
	di TORO Lisa Daniela (AUS)	0	0	*1	3	*3	3	*3	3

Note:

The "Greatest deficit overcome" only applies when the player ends up winning the game.

Legend:

No. Number * Server



Match Results

Resultados da partida

PERIC-RANKOVIC Borislava (SRB) 3-0 ZHOU Ying (CHN)

Game Summary		Match	Game 1	Game 2	Game 3	Game 4	Game 5
PERIC-RANKOVIC Borislava	SRB	3	11	11	12		
ZHOU Ying	CHN	0	7	4	10		
Duration:		23min	6min	6min	8min		

Match No.: 13 Table: 3

Umpires: MONTES Marlos (BRA) VILANOVA Flavia (BRA)

Player Statistics	PERIC-RANKOVIC Borislava (SRB)					Match	ZHOU Ying (CHN)					Match
	Game						Game					
	1	2	3	4	5		1	2	3	4	5	
Points won	11	11	12			34	7	4	10			21
Biggest lead	4	7	2			7	-	-	5			5
Points won on own serve	7	8	6			21	6	4	4			14
Points lost on own serve	1	0	5			6	4	3	6			13
Most consecutive points won	3	6	4			6	3	2	4			4
Greatest deficit overcome	-	-	5			5	-	-	-			-
Handedness/Grip	Right/						Right/					

Game/Match Statistics	Game					Match
	1	2	3	4	5	
Longest rally (strokes)	17	23	23			23
Average rally	7	8	8			8

Game Progress

1	PERIC-RANKOVIC Borislava (SRB)	0	*1	3	*4	5	*5	7	*8	10	11			
	ZHOU Ying (CHN)	*0	1	*1	2	*3	5	*5	6	*6	7			
2	PERIC-RANKOVIC Borislava (SRB)	*0	2	*2	4	*6	8	*8	10	11				
	ZHOU Ying (CHN)	0	*0	2	*2	2	*2	4	*4	4				
3	PERIC-RANKOVIC Borislava (SRB)	0	*0	0	*1	2	*3	5	*6	7	*9	10	*11	12
	ZHOU Ying (CHN)	0	2	*4	5	*6	7	*7	8	*9	9	*10	10	10

Note:

The "Greatest deficit overcome" only applies when the player ends up winning the game.

Legend:

No. Number * Server



Match Results

Resultados da partida

GILROY Susan (GBR) 3-2 MIKOLASCHEK Sandra (GER)

Game Summary		Match	Game 1	Game 2	Game 3	Game 4	Game 5
GILROY Susan	GBR	3	6	12	8	13	13
MIKOLASCHEK Sandra	GER	2	11	10	11	11	11
Duration:		47min	5min	8min	6min	8min	8min

Match No.: 14 Table: 1

Umpires: WIEKART Ina (NED) BOUDJEHEM Abdellah (ALG)

Player Statistics	GILROY Susan (GBR)						Match	MIKOLASCHEK Sandra (GER)						Match
	Game					Match		Game					Match	
	1	2	3	4	5			1	2	3	4	5		
Points won	6	12	8	13	13	52	11	10	11	11	11	54		
Biggest lead	2	2	1	2	2	2	5	1	3	4	2	5		
Points won on own serve	4	5	4	9	6	28	6	4	6	8	5	29		
Points lost on own serve	5	6	5	3	6	25	2	7	3	4	7	23		
Most consecutive points won	2	3	3	4	3	4	4	3	4	3	4	4		
Greatest deficit overcome	-	1	-	4	2	4	2	-	1	-	-	2		
Handedness/Grip	Right/							Right/						

Game/Match Statistics	Game					Match
	1	2	3	4	5	
Longest rally (strokes)	5	10	6	9	7	10
Average rally	3	5	3	4	3	4

Game Progress

1	GILROY Susan (GBR)	*0	2	*3	4	*4	4	*5	6	*6	6					
	MIKOLASCHEK Sandra (GER)	0	*0	1	*2	4	*6	7	*8	10	11					
2	GILROY Susan (GBR)	0	*2	3	*4	5	*5	6	*7	8	*10	10	*11	12		
	MIKOLASCHEK Sandra (GER)	*0	0	*1	2	*3	5	*6	7	*8	8	*10	10	10		
3	GILROY Susan (GBR)	0	1	*1	3	*4	4	*5	7	*8	8	8				
	MIKOLASCHEK Sandra (GER)	0	*1	3	*3	4	*6	7	*7	8	*10	11				
4	GILROY Susan (GBR)	0	*0	1	*1	3	*3	5	*6	7	*9	10	*10	11	*12	13
	MIKOLASCHEK Sandra (GER)	*0	2	*3	5	*5	7	*7	8	*9	9	*10	11	*11	11	11
5	GILROY Susan (GBR)	*0	2	*2	2	*4	4	*6	7	*7	8	*10	11	*11	12	13
	MIKOLASCHEK Sandra (GER)	0	*0	2	*4	4	*6	6	*7	9	*10	10	*10	11	*11	11

Note:

The "Greatest deficit overcome" only applies when the player ends up winning the game.

Legend:

No. Number * Server



Match Results

Resultados da partida

ZHANG Miao (CHN) 3-0 ALTINTAS Nergis (TUR)

Game Summary		Match	Game 1	Game 2	Game 3	Game 4	Game 5
ZHANG Miao	CHN	3	11	13	11		
ALTINTAS Nergis	TUR	0	5	11	7		
Duration:		23min	5min	8min	7min		

Match No.: 15 Table: 5

Umpires: ZAPATA Carlos (ESP) BAUR Helton Luis (BRA)

Player Statistics	ZHANG Miao (CHN)					Match	ALTINTAS Nergis (TUR)					Match
	Game						Game					
	1	2	3	4	5		1	2	3	4	5	
Points won	11	13	11			35	5	11	7			23
Biggest lead	6	3	4			6	-	2	-			2
Points won on own serve	5	9	5			19	2	8	4			14
Points lost on own serve	3	3	3			9	6	4	5			15
Most consecutive points won	3	3	4			4	2	5	4			5
Greatest deficit overcome	-	2	-			2	-	-	-			-
Handedness/Grip	Right/						Right/					

Game/Match Statistics	Game					Match
	1	2	3	4	5	
Longest rally (strokes)	9	12	19			19
Average rally	4	4	5			4

Game Progress

1	ZHANG Miao (CHN)	0	*1	3	*4	5	*7	8	*10	11							
	ALTINTAS Nergis (TUR)	*0	1	*1	2	*3	3	*4	4	5							
2	ZHANG Miao (CHN)	*0	2	*3	3	*3	5	*6	7	*8	10	*10	11	*11	12	13	
	ALTINTAS Nergis (TUR)	0	*0	1	*3	5	*5	6	*7	8	*8	10	*10	11	*11	11	
3	ZHANG Miao (CHN)	0	*2	3	*4	6	*7	7	*7	9	11						
	ALTINTAS Nergis (TUR)	0	0	*1	2	*2	3	*5	7	*7	7						

Note:

The "Greatest deficit overcome" only applies when the player ends up winning the game.

Legend:

No. Number * Server



Match Results

Resultados da partida

MATIC Nada (SRB) 3-1 JAI-ON Wijittra (THA)

Game Summary		Match	Game 1	Game 2	Game 3	Game 4	Game 5
MATIC Nada	SRB	3	2	11	11	11	
JAI-ON Wijittra	THA	1	11	8	7	7	
Duration:		33min	5min	8min	8min	8min	

Match No.: 16 Table: 7

Umpires: CHUNG Li-Chuan (TPE) MATOS Ravi (BRA)

Player Statistics	MATIC Nada (SRB)					Match	JAI-ON Wijittra (THA)					Match
	Game						Game					
	1	2	3	4	5		1	2	3	4	5	
Points won	2	11	11	11		35	11	8	7	7		33
Biggest lead	-	3	4	5		5	9	1	1	2		9
Points won on own serve	2	7	6	6		21	6	6	3	5		20
Points lost on own serve	5	2	3	2		12	0	4	5	5		14
Most consecutive points won	1	4	4	4		4	8	3	2	2		8
Greatest deficit overcome	-	1	1	2		2	-	-	-	-		-
Handedness/Grip	Right/						Left/					

Game/Match Statistics	Game					Match
	1	2	3	4	5	
Longest rally (strokes)	9	8	12	10		12
Average rally	4	4	5	5		4

Game Progress

1	MATIC Nada (SRB)	*0	1	*1	2	*2	2	*2	2			
	JAI-ON Wijittra (THA)	0	*1	3	*4	6	*8	10	11			
2	MATIC Nada (SRB)	0	*1	3	*3	4	*5	7	*8	9	*10	11
	JAI-ON Wijittra (THA)	*0	1	*1	3	*4	5	*5	6	*7	8	8
3	MATIC Nada (SRB)	0	1	*3	4	*5	5	*7	9	*9	11	
	JAI-ON Wijittra (THA)	0	*1	1	*2	3	*5	5	*5	7	7	
4	MATIC Nada (SRB)	0	*0	2	*3	5	*7	8	*9	10	11	
	JAI-ON Wijittra (THA)	*0	2	*2	3	*3	3	*4	5	*6	7	

Note:

The "Greatest deficit overcome" only applies when the player ends up winning the game.

Legend:

No. Number * Server



Match Results

Resultados da partida

PERIC-RANKOVIC Borislava (SRB) 3-0 GILROY Susan (GBR)

Game Summary		Match	Game 1	Game 2	Game 3	Game 4	Game 5
PERIC-RANKOVIC Borislava	SRB	3	13	11	11		
GILROY Susan	GBR	0	11	4	5		
Duration:		22min	7min	6min	5min		

Match No.: 17 Table: 1

Umpires: BAUR Helton Luis (BRA) ZAPATA Carlos (ESP)

Player Statistics	PERIC-RANKOVIC Borislava (SRB)					Match	GILROY Susan (GBR)					Match
	Game						Game					
	1	2	3	4	5		1	2	3	4	5	
Points won	13	11	11			35	11	4	5			20
Biggest lead	4	7	6			7	-	-	-			-
Points won on own serve	8	6	7			21	7	3	4			14
Points lost on own serve	4	1	1			6	5	5	4			14
Most consecutive points won	3	3	5			5	3	1	2			3
Greatest deficit overcome	-	-	-			-	-	-	-			-
Handedness/Grip	Right/						Right/					

Game/Match Statistics	Game					Match
	1	2	3	4	5	
Longest rally (strokes)	11	12	7			12
Average rally	4	4	4			4

Game Progress

1	PERIC-RANKOVIC Borislava (SRB)	*0	2	*3	4	*6	7	*8	9	*9	10	*10	11	*11	12	13
	GILROY Susan (GBR)	0	*0	1	*2	2	*3	4	*5	7	*8	10	*10	11	*11	11
2	PERIC-RANKOVIC Borislava (SRB)	0	*2	3	*4	6	*7	9	*10	11						
	GILROY Susan (GBR)	*0	0	*1	2	*2	3	*3	4	4						
3	PERIC-RANKOVIC Borislava (SRB)	*0	2	*2	3	*4	6	*7	9	11						
	GILROY Susan (GBR)	0	*0	2	*3	4	*4	5	*5	5						

Note:

The "Greatest deficit overcome" only applies when the player ends up winning the game.

Legend:

No. Number * Server



Match Results

Resultados da partida

ZHANG Miao (CHN) 3-0 MATIC Nada (SRB)

Game Summary		Match	Game 1	Game 2	Game 3	Game 4	Game 5
ZHANG Miao	CHN	3	11	11	11		
MATIC Nada	SRB	0	4	8	3		
Duration:		20min	5min	7min	5min		

Match No.: 18 Table: 3

Umpires: VILANOVA Flavia (BRA) MONTES Marlos (BRA)

Player Statistics	ZHANG Miao (CHN)					Match	MATIC Nada (SRB)					Match
	Game						Game					
	1	2	3	4	5		1	2	3	4	5	
Points won	11	11	11			33	4	8	3			15
Biggest lead	7	5	8			8	2	1	-			2
Points won on own serve	5	6	8			19	1	5	3			9
Points lost on own serve	3	3	0			6	6	5	3			14
Most consecutive points won	6	4	7			7	2	2	2			2
Greatest deficit overcome	2	1	-			2	-	-	-			-
Handedness/Grip	Right/						Right/					

Game/Match Statistics	Game					Match
	1	2	3	4	5	
Longest rally (strokes)	9	12	12			12
Average rally	4	5	4			4

Game Progress

1	ZHANG Miao (CHN)	*0	0	*2	4	*5	7	*9	10	11		
	MATIC Nada (SRB)	0	*2	2	*2	3	*3	3	*4	4		
2	ZHANG Miao (CHN)	0	*1	2	*4	5	*6	8	*9	10	*10	11
	MATIC Nada (SRB)	*0	1	*2	2	*3	4	*4	5	*6	8	8
3	ZHANG Miao (CHN)	*0	2	*2	4	*6	8	*9	11			
	MATIC Nada (SRB)	0	*0	2	*2	2	*2	3	3			

Note:

The "Greatest deficit overcome" only applies when the player ends up winning the game.

Legend:

No. Number * Server



Match Results

Resultados da partida

MATIC Nada (SRB) 3-2 GILROY Susan (GBR)

Game Summary		Match	Game 1	Game 2	Game 3	Game 4	Game 5
MATIC Nada	SRB	3	12	8	11	11	11
GILROY Susan	GBR	2	14	11	8	6	6
Duration:		47min	10min	7min	7min	7min	8min

Match No.: 19 Table: 3

Umpires: CHUNG Li-Chuan (TPE) da SILVA Ivam (BRA)

Player Statistics	MATIC Nada (SRB)						GILROY Susan (GBR)					
	Game					Match	Game					Match
	1	2	3	4	5		1	2	3	4	5	
Points won	12	8	11	11	11	53	14	11	8	6	6	45
Biggest lead	1	-	5	7	5	7	3	4	1	-	-	4
Points won on own serve	5	4	6	6	6	27	6	5	5	4	4	24
Points lost on own serve	8	6	3	2	2	21	7	4	5	4	5	25
Most consecutive points won	4	3	4	6	5	6	3	3	4	2	3	4
Greatest deficit overcome	-	-	1	-	-	1	1	-	-	-	-	1
Handedness/Grip	Right/						Right/					

Game/Match Statistics	Game					Match
	1	2	3	4	5	
Longest rally (strokes)	10	13	15	18	7	18
Average rally	4	5	4	5	4	4

Game Progress

1	MATIC Nada (SRB)	0	*1	2	*3	3	*5	6	*7	7	*8	10	*11	11	*11	12	*12	12
	GILROY Susan (GBR)	*0	1	*2	3	*5	5	*6	7	*9	10	*10	10	*11	12	*12	13	14
2	MATIC Nada (SRB)	*0	1	*1	2	*3	3	*5	6	*7	8	8						
	GILROY Susan (GBR)	0	*1	3	*4	5	*7	7	*8	9	*10	11						
3	MATIC Nada (SRB)	0	*1	3	*4	6	*7	7	*8	9	*10	11						
	GILROY Susan (GBR)	*0	1	*1	2	*2	3	*5	6	*7	8	8						
4	MATIC Nada (SRB)	0	2	*3	4	*6	8	*9	10	*10	11							
	GILROY Susan (GBR)	0	*0	1	*2	2	*2	3	*4	6	6							
5	MATIC Nada (SRB)	0	*2	4	*5	6	*6	8	*9	10	11							
	GILROY Susan (GBR)	*0	0	*0	1	*2	4	*4	5	*6	6							

Note:

The "Greatest deficit overcome" only applies when the player ends up winning the game.

Legend:

No. Number * Server



Match Results

Resultados da partida

PERIC-RANKOVIC Borislava (SRB) 3-2 ZHANG Miao (CHN)

Game Summary		Match	Game 1	Game 2	Game 3	Game 4	Game 5
PERIC-RANKOVIC Borislava	SRB	3	11	6	7	11	11
ZHANG Miao	CHN	2	4	11	11	3	6
Duration:		38min	5min	6min	6min	6min	8min

Match No.: 20 Table: 1

Umpires: KOH Christabel (SIN) SCARR Valerie (NZL)

Player Statistics	PERIC-RANKOVIC Borislava (SRB)						ZHANG Miao (CHN)					
	Game					Match	Game					Match
	1	2	3	4	5		1	2	3	4	5	
Points won	11	6	7	11	11	46	4	11	11	3	6	35
Biggest lead	7	-	1	8	7	8	-	5	5	1	2	5
Points won on own serve	5	5	5	5	6	26	2	7	8	0	4	21
Points lost on own serve	2	4	3	3	2	14	6	1	1	6	5	19
Most consecutive points won	4	2	2	5	9	9	2	3	3	1	4	4
Greatest deficit overcome	-	-	-	1	2	2	-	-	1	-	-	1
Handedness/Grip	Right/						Right/					

Game/Match Statistics	Game					Match
	1	2	3	4	5	
Longest rally (strokes)	12	12	19	12	23	23
Average rally	6	5	6	7	8	6

Game Progress

1	PERIC-RANKOVIC Borislava (SRB)	0	*2	4	*5	6	*8	9	*10	11
	ZHANG Miao (CHN)	*0	0	*0	1	*2	2	*3	4	4
2	PERIC-RANKOVIC Borislava (SRB)	*0	1	*1	2	*3	4	*4	6	*6
	ZHANG Miao (CHN)	0	*1	3	*4	5	*6	8	*8	10
3	PERIC-RANKOVIC Borislava (SRB)	0	*1	2	*2	3	*3	5	*5	6
	ZHANG Miao (CHN)	0	1	*2	4	*5	7	*7	9	*10
4	PERIC-RANKOVIC Borislava (SRB)	*0	1	*3	4	*6	7	*9	11	
	ZHANG Miao (CHN)	0	*1	1	*2	2	*3	3	3	
5	PERIC-RANKOVIC Borislava (SRB)	0	*0	2	*4	6	*8	9	*9	10
	ZHANG Miao (CHN)	*0	2	*2	2	*2	2	*3	5	*6

Note:
The "Greatest deficit overcome" only applies when the player ends up winning the game.

Legend:
No. Number * Server



Player Statistics

Estatísticas dos atletas

As of MON 12 SEP 2016

Players	NPC	Matches				Games				Match Duration	
		Played	Won	Lost	%Won	Played	Won	Lost	%Won	All	Average
ALTINTAS Nergis Right Cl4	TUR	3	1	2	33%	11	3	8	27%	1h14min	25min
		Points Won				Points Lost					
		Total	Own Serve: 53		Most Consecutive: 7		Total	Own Serve: 45		Most Consecutive: 5	
		86	Opp. Serve: 33		GDO: 1		106	Opp. Serve: 61		GLL: 2	
di TORO Lisa Daniela Right Cl4	AUS	Matches				Games				Match Duration	
		Played	Won	Lost	%Won	Played	Won	Lost	%Won	All	Average
		2	0	2	0%	6	0	6	0%	29min	15min
		Points Won				Points Lost					
Total	Own Serve: 13		Most Consecutive: 3		Total	Own Serve: 29		Most Consecutive: 8			
20	Opp. Serve: 7		GDO: 0		64	Opp. Serve: 35		GLL: 0			
GILROY Susan Right Cl4	GBR	Matches				Games				Match Duration	
		Played	Won	Lost	%Won	Played	Won	Lost	%Won	All	Average
		5	2	3	40%	21	8	13	38%	2h50min	34min
		Points Won				Points Lost					
Total	Own Serve: 100		Most Consecutive: 7		Total	Own Serve: 94		Most Consecutive: 7			
179	Opp. Serve: 79		GDO: 4		205	Opp. Serve: 111		GLL: 2			
JAI-ON Wijitra Left Cl4	THA	Matches				Games				Match Duration	
		Played	Won	Lost	%Won	Played	Won	Lost	%Won	All	Average
		3	2	1	67%	14	7	7	50%	2h1min	40min
		Points Won				Points Lost					
Total	Own Serve: 77		Most Consecutive: 8		Total	Own Serve: 57		Most Consecutive: 8			
133	Opp. Serve: 56		GDO: 2		129	Opp. Serve: 72		GLL: 6			
KANG Oejeong Cl4	KOR	Matches				Games				Match Duration	
		Played	Won	Lost	%Won	Played	Won	Lost	%Won	All	Average
		2	0	2	0%	9	3	6	33%	55min	28min
		Points Won				Points Lost					
Total	Own Serve: 39		Most Consecutive: 5		Total	Own Serve: 36		Most Consecutive: 7			
66	Opp. Serve: 27		GDO: 1		87	Opp. Serve: 51		GLL: 1			
LU Pi-Chun Right Cl4	TPE	Matches				Games				Match Duration	
		Played	Won	Lost	%Won	Played	Won	Lost	%Won	All	Average
		2	0	2	0%	8	2	6	25%	57min	29min
		Points Won				Points Lost					
Total	Own Serve: 29		Most Consecutive: 7		Total	Own Serve: 37		Most Consecutive: 11			
51	Opp. Serve: 22		GDO: 2		78	Opp. Serve: 41		GLL: 5			
MATIC Nada Right Cl4	SRB	Matches				Games				Match Duration	
		Played	Won	Lost	%Won	Played	Won	Lost	%Won	All	Average
		5	3	2	60%	19	10	9	53%	2h33min	31min
		Points Won				Points Lost					
Total	Own Serve: 93		Most Consecutive: 6		Total	Own Serve: 74		Most Consecutive: 8			
172	Opp. Serve: 79		GDO: 2		167	Opp. Serve: 93		GLL: 2			



Player Statistics
Estatísticas dos atletas

As of MON 12 SEP 2016

Players	NPC	Matches				Games				Match Duration	
		Played	Won	Lost	%Won	Played	Won	Lost	%Won	All	Average
MIKOLASCHEK Sandra Right Cl4	GER	3	2	1	67%	12	8	4	67%	1h39min	33min
		Points Won				Points Lost					
		Total	Own Serve: 70		Most Consecutive: 8		Total	Own Serve: 44		Most Consecutive: 4	
		131	Opp. Serve: 61		GDO: 2		97	Opp. Serve: 53		GLL: 4	
OLIVEIRA Joyce Right Cl4	BRA	Matches				Games				Match Duration	
		Played	Won	Lost	%Won	Played	Won	Lost	%Won	All	Average
		2	0	2	0%	8	2	6	25%	58min	29min
		Points Won				Points Lost					
Total	Own Serve: 31		Most Consecutive: 8		Total	Own Serve: 35		Most Consecutive: 6			
52	Opp. Serve: 21		GDO: 6		84	Opp. Serve: 49		GLL: 1			
PERIC-RANKOVIC B Right Cl4	SRB	Matches				Games				Match Duration	
		Played	Won	Lost	%Won	Played	Won	Lost	%Won	All	Average
		5	4	1	80%	19	14	5	74%	2h25min	29min
		Points Won				Points Lost					
Total	Own Serve: 115		Most Consecutive: 9		Total	Own Serve: 52		Most Consecutive: 5			
200	Opp. Serve: 85		GDO: 5		136	Opp. Serve: 84		GLL: 2			
ZHANG Miao Right Cl4	CHN	Matches				Games				Match Duration	
		Played	Won	Lost	%Won	Played	Won	Lost	%Won	All	Average
		5	4	1	80%	17	14	3	82%	2h6min	25min
		Points Won				Points Lost					
Total	Own Serve: 91		Most Consecutive: 11		Total	Own Serve: 56		Most Consecutive: 9			
172	Opp. Serve: 81		GDO: 5		125	Opp. Serve: 69		GLL: 2			
ZHOU Ying Right Cl4	CHN	Matches				Games				Match Duration	
		Played	Won	Lost	%Won	Played	Won	Lost	%Won	All	Average
		3	2	1	67%	10	6	4	60%	1h3min	21min
		Points Won				Points Lost					
Total	Own Serve: 51		Most Consecutive: 6		Total	Own Serve: 30		Most Consecutive: 6			
89	Opp. Serve: 38		GDO: 1		73	Opp. Serve: 43		GLL: 5			

Note:
The "Greatest deficit overcome" only applies when the player ends up winning the game and "Greatest lead lost" only when losing.

Legend:
GDO Greatest deficit overcome GLL Greatest lead lost Opp. Opponent's



Tournament Statistics

Estatísticas do torneio

As of MON 12 SEP 2016

Statistics	Preliminaries	Quarterfinals	Semifinals	Finals	Total
Matches					
Total	12	4	2	2	20
Game Margin: 3:0	6 50%	2 50%	2 100%		10 50%
3:1	2 17%	1 25%			3 15%
3:2	4 33%	1 25%		2 100%	7 35%
Invalid Results Mark					
Duration: Total	5h22min	2h6min	42min	1h25min	9h35min
Longest	46min	47min	22min	47min	47min
Shortest	14min	23min	20min	38min	14min
Average	27min	32min	21min	43min	29min
Games					
Total	46	15	6	10	77
Point Margin: 11	1 2%				1 1%
10					
9	6 13%	1 7%			7 9%
8	6 13%		1 17%	1 10%	8 10%
7	4 9%	1 7%	2 33%	1 10%	8 10%
6	6 13%	1 7%	1 17%		8 10%
5	5 11%	1 7%		4 40%	10 13%
4	5 11%	4 27%		1 10%	10 13%
3	2 4%	2 13%	1 17%	2 20%	7 9%
2	11 24%	5 33%	1 17%	1 10%	18 23%
Invalid Results Mark					
Duration: Total	4h19min	1h44min	35min	1h10min	7h48min
Longest	12min	8min	7min	10min	12min
Shortest	2min	5min	5min	5min	2min
Average	6min	7min	6min	7min	6min
Points					
Total	796	287	103	179	1365
Per game	17.30	19.13	17.17	17.90	17.73
Most consecutive won	11	8	7	9	11
Greatest deficit overcome	6	5	2	2	6
Longest rally	24	23	12	23	24
Average rally	5	5	4	5	5

Note:

The "Greatest deficit overcome" only applies when the player ends up winning the game.



Entry List by Event

As of MON 5 SEP 2016

NPC	Name	Date of Birth	How Qualified	World Ranking
CHN - People's Republic of China	GU Gai	16 MAY 1989	CQ	2
	ZHANG Bian	29 AUG 1986		1
FIJ - Fiji	RODEN Mere	9 SEP 1967	QI	
HKG - Hong Kong, China	WONG Pui Yi	31 MAY 1961		11
ISR - Israel	TABIB Caroline	25 AUG 1996	QR	6
JOR - Jordan	ABUAWAD Khetam	8 OCT 1974	QR	3
JPN - Japan	BESSHO Kimie	8 DEC 1947	QR	7
KOR - Republic of Korea	JUNG Young-A	20 JUL 1979	QR	4
MEX - Mexico	PAREDES ALBOR Maria	5 SEP 1974		12
NGR - Nigeria	OBIORA Faith	18 MAY 1985	CQ	9
SWE - Sweden	LUNDBAECK Ingela	11 MAY 1975	QR	5
TPE - Chinese Taipei	WEI Mei-Hui	18 AUG 1963		8

Note:

All changes are available in INFO.
(nnn) in 'How Qualified' represents the player's singles world ranking as of September 2016.

Legend:

CQ Continental Qualification **QI** Qualified by Invitation **QR** World Ranking



Draw
Sorteio

GROUP A

Rk	Name	NPC	CHN	JPN	HKG	Match Points
1	ZHANG Bian	CHN		3:0 (11:7, 11:2, 11:8)	3:0 (11:5, 13:11, 11:6)	4
2	BESSHO Kimie	JPN	0:3 (7:11, 2:11, 8:11)		3:0 (11:6, 12:10, 13:11)	3
3	WONG Pui Yi	HKG	0:3 (5:11, 11:13, 6:11)	0:3 (6:11, 10:12, 11:13)		2

GROUP B

Rk	Name	NPC	CHN	NGR	TPE	Match Points
1	GU Gai	CHN		3:0 (11:3, 11:6, 11:4)	3:0 (11:5, 11:6, 11:6)	4
2	OBIORA Faith Chinenye	NGR	0:3 (3:11, 6:11, 4:11)		3:2 (11:9, 6:11, 11:8, 7:11, 15:13)	3
3	WEI Mei-Hui	TPE	0:3 (5:11, 6:11, 6:11)	2:3 (9:11, 11:6, 8:11, 11:7, 13:15)		2

GROUP C

Rk	Name	NPC	JOR	ISR	MEX	Match Points
1	ABUAWAD Khetam	JOR		3:0 (12:10, 11:5, 11:9)	3:0 (11:5, 11:1, 11:2)	4
2	TABIB Caroline Odaia	ISR	0:3 (10:12, 5:11, 9:11)		3:1 (11:5, 11:7, 10:12, 11:7)	3
3	PAREDES ALBOR Maria	MEX	0:3 (5:11, 1:11, 2:11)	1:3 (5:11, 7:11, 12:10, 7:11)		2

GROUP D

Rk	Name	NPC	KOR	SWE	FIJ	Match Points
1	JUNG Young-A	KOR		3:0 (11:5, 11:8, 11:8)	3:0 (11:2, 11:3, 11:5)	4
2	LUNDBAECK Ingela	SWE	0:3 (5:11, 8:11, 8:11)		3:0 (11:4, 11:6, 11:5)	3
3	RODEN Mere	FIJ	0:3 (2:11, 3:11, 5:11)	0:3 (4:11, 6:11, 5:11)		2

Qualification rule:

First and Second from each group will qualify for the Quarterfinals.

Legend:

Rk Rank



Draw
Sorteio

QUALIFIED FROM GROUPS				
Group	Rk	Name	NPC	Match Points
A	1	ZHANG Bian	CHN	4
B	1	GU Gai	CHN	4
C	1	ABUAWAD Khetam	JOR	4
D	1	JUNG Young-A	KOR	4
A	2	BESSHO Kimie	JPN	3
B	2	OBIORA Faith Chinenye	NGR	3
C	2	TABIB Caroline Odaia	ISR	3
D	2	LUNDBAECK Ingela	SWE	3

Quarterfinals	NPC Code	Semifinals	Finals
ZHANG Bian	CHN		
OBIORA Faith Chinenye	NGR	ZHANG Bian 3-0 (11:2, 11:1, 11:4)	
LUNDBAECK Ingela	SWE		ZHANG Bian 3-1 (11:7, 9:11, 11:9, 11:7)
ABUAWAD Khetam	JOR	LUNDBAECK Ingela 3-0 (11:7, 11:7, 11:9)	
JUNG Young-A	KOR		
BESSHO Kimie	JPN	JUNG Young-A 3-0 (11:8, 11:8, 11:3)	
TABIB Caroline Odaia	ISR		GU Gai 3-1 (11:6, 9:11, 11:4, 11:6)
GU Gai	CHN	GU Gai 3-0 (11:2, 11:7, 11:3)	
			GOLD ZHANG Bian CHN 3-0 (11:6, 11:6, 11:6)
			SILVER GU Gai CHN
		LUNDBAECK Ingela	BRONZE JUNG Young-A KOR 3-1 (11:9, 17:15, 10:12, 11:9)
		JUNG Young-A	



Match Results

Resultados da partida

ZHANG Bian (CHN) 3-0 WONG Pui Yi (HKG)

Game Summary		Match	Game 1	Game 2	Game 3	Game 4	Game 5
ZHANG Bian	CHN	3	11	13	11		
WONG Pui Yi	HKG	0	5	11	6		
Duration:		17min	4min	6min	4min		

Match No.: 1 Table: 1

Umpires: MIRANDA Barjonas (BRA) KIM Kyunghee (KOR)

Player Statistics	ZHANG Bian (CHN)					Match	WONG Pui Yi (HKG)					Match
	Game						Game					
	1	2	3	4	5		1	2	3	4	5	
Points won	11	13	11			35	5	11	6			22
Biggest lead	6	3	5			6	1	3	3			3
Points won on own serve	5	6	6			17	2	5	3			10
Points lost on own serve	3	6	2			11	6	7	5			18
Most consecutive points won	6	3	7			7	3	3	3			3
Greatest deficit overcome	1	3	3			3	-	-	-			-
Handedness/Grip	Right/						Right/					

Game/Match Statistics	Game					Match
	1	2	3	4	5	
Longest rally (strokes)	7	17	7			17
Average rally	3	5	3			4

Game Progress

1	ZHANG Bian (CHN)	*0	1	*2	4	*5	5	*7	9	11							
	WONG Pui Yi (HKG)	0	*1	2	*2	3	*5	5	*5	5							
2	ZHANG Bian (CHN)	0	*1	1	*2	3	*4	6	*7	9	*10	10	*11	11	*12	13	
	WONG Pui Yi (HKG)	*0	1	*3	4	*5	6	*6	7	*7	8	*10	10	*11	11	11	
3	ZHANG Bian (CHN)	0	1	*1	2	*3	4	*6	8	*10	11						
	WONG Pui Yi (HKG)	0	*1	3	*4	5	*6	6	*6	6	6						

Note:

The "Greatest deficit overcome" only applies when the player ends up winning the game.

Legend:

No. Number * Server



Match Results

Resultados da partida

GU Gai (CHN) 3-0 OBIORA Faith Chinenye (NGR)

Game Summary		Match	Game 1	Game 2	Game 3	Game 4	Game 5
GU Gai	CHN	3	11	11	11		
OBIORA Faith Chinenye	NGR	0	3	6	4		
Duration:		15min	4min	5min	4min		

Match No.: 2 Table: 3

Umpires: MATOS Ravi (BRA) TSE Mei Lan (HKG)

Player Statistics	GU Gai (CHN)					Match	OBIORA Faith Chinenye (NGR)					Match
	Game						Game					
	1	2	3	4	5		1	2	3	4	5	
Points won	11	11	11			33	3	6	4			13
Biggest lead	8	5	7			8	1	1	1			1
Points won on own serve	7	6	5			18	2	4	2			8
Points lost on own serve	1	2	2			5	4	5	5			14
Most consecutive points won	7	5	6			7	1	3	2			3
Greatest deficit overcome	1	1	1			1	-	-	-			-
Handedness/Grip	Right/						Right/					

Game/Match Statistics	Game					Match
	1	2	3	4	5	
Longest rally (strokes)	14	22	27			27
Average rally	7	8	7			8

Game Progress

1	GU Gai (CHN)	*0	1	*2	4	*6	8	*9	11		
	OBIORA Faith Chinenye (NGR)	0	*1	2	*2	2	*2	3	3		
2	GU Gai (CHN)	0	*1	2	*3	5	*7	8	*8	10	11
	OBIORA Faith Chinenye (NGR)	*0	1	*2	3	*3	3	*4	6	*6	6
3	GU Gai (CHN)	0	1	*2	4	*5	7	*9	10	11	
	OBIORA Faith Chinenye (NGR)	0	*1	2	*2	3	*3	3	*4	4	

Note:

The "Greatest deficit overcome" only applies when the player ends up winning the game.

Legend:

No. Number * Server



Match Results

Resultados da partida

ABUAWAD Khetam (JOR) 3-0 PAREDES ALBOR Maria (MEX)

Game Summary		Match	Game 1	Game 2	Game 3	Game 4	Game 5
ABUAWAD Khetam	JOR	3	11	11	11		
PAREDES ALBOR Maria	MEX	0	5	1	2		
Duration:		17min	5min	4min	5min		

Match No.: 3 Table: 5

Umpires: BOTH Flavio (BRA) KLECKER Roman (CZE)

Player Statistics	ABUAWAD Khetam (JOR)					Match	PAREDES ALBOR Maria (MEX)					Match
	Game						Game					
	1	2	3	4	5		1	2	3	4	5	
Points won	11	11	11			33	5	1	2			8
Biggest lead	6	10	9			10	-	-	1			1
Points won on own serve	7	6	6			19	4	1	1			6
Points lost on own serve	1	0	0			1	4	5	5			14
Most consecutive points won	4	8	8			8	2	1	1			2
Greatest deficit overcome	-	-	1			1	-	-	-			-
Handedness/Grip	Right/						Right/					

Game/Match Statistics	Game					Match
	1	2	3	4	5	
Longest rally (strokes)	8	17	12			17
Average rally	6	7	7			6

Game Progress

1	ABUAWAD Khetam (JOR)	0	*2	4	*5	6	*7	9	*9	11
	PAREDES ALBOR Maria (MEX)	*0	0	*0	1	*2	3	*3	5	5
2	ABUAWAD Khetam (JOR)	*0	2	*3	5	*7	9	11		
	PAREDES ALBOR Maria (MEX)	0	*0	1	*1	1	*1	1		
3	ABUAWAD Khetam (JOR)	0	*1	3	*5	7	*8	10	11	
	PAREDES ALBOR Maria (MEX)	0	1	*1	1	*1	2	*2	2	

Note:

The "Greatest deficit overcome" only applies when the player ends up winning the game.

Legend:

No. Number * Server



Match Results

Resultados da partida

JUNG Young-A (KOR) 3-0 RODEN Mere (FIJ)

Game Summary		Match	Game 1	Game 2	Game 3	Game 4	Game 5
JUNG Young-A	KOR	3	11	11	11		
RODEN Mere	FIJ	0	2	3	5		
Duration:		12min	3min	3min	4min		

Match No.: 4 Table: 3

Umpires: CLARO Bruno Augusto (BRA) KOH Christabel (SIN)

Player Statistics	JUNG Young-A (KOR)					Match	RODEN Mere (FIJ)					Match
	Game						Game					
	1	2	3	4	5		1	2	3	4	5	
Points won	11	11	11			33	2	3	5			10
Biggest lead	9	8	6			9	-	-	-			-
Points won on own serve	7	4	5			16	2	1	3			6
Points lost on own serve	0	2	2			4	4	7	5			16
Most consecutive points won	8	6	4			8	1	2	2			2
Greatest deficit overcome	-	-	-			-	-	-	-			-
Handedness/Grip	/						Right/					

Game/Match Statistics	Game					Match
	1	2	3	4	5	
Longest rally (strokes)	6	8	7			8
Average rally	3	4	3			3

Game Progress

1	JUNG Young-A (KOR)	*0	2	*3	5	*7	9	*10	11	
	RODEN Mere (FIJ)	0	*0	1	*1	1	*1	2	2	
2	JUNG Young-A (KOR)	0	*2	3	*5	7	*8	9	11	
	RODEN Mere (FIJ)	*0	0	*1	1	*1	2	*3	3	
3	JUNG Young-A (KOR)	0	2	*3	4	*6	7	*8	10	11
	RODEN Mere (FIJ)	0	*0	1	*2	2	*3	4	*4	5

Note:

The "Greatest deficit overcome" only applies when the player ends up winning the game.

Legend:

No. Number * Server



Match Results

Resultados da partida

ZHANG Bian (CHN) 3-0 BESSHO Kimie (JPN)

Game Summary		Match	Game 1	Game 2	Game 3	Game 4	Game 5
ZHANG Bian	CHN	3	11	11	11		
BESSHO Kimie	JPN	0	7	2	8		
Duration:		17min	4min	2min	4min		

Match No.: 5 Table: 1

Umpires: CHUNG Li-Chuan (TPE) WONG Jeffrey (CAN)

Player Statistics	ZHANG Bian (CHN)					Match	BESSHO Kimie (JPN)					Match
	Game						Game					
	1	2	3	4	5		1	2	3	4	5	
Points won	11	11	11			33	7	2	8			17
Biggest lead	4	9	3			9	2	-	1			2
Points won on own serve	7	5	6			18	4	1	5			10
Points lost on own serve	3	1	3			7	4	6	4			14
Most consecutive points won	6	8	4			8	3	1	3			3
Greatest deficit overcome	2	-	1			2	-	-	-			-
Handedness/Grip	Right/						Right/					

Game/Match Statistics	Game					Match
	1	2	3	4	5	
Longest rally (strokes)	14	16	10			16
Average rally	6	4	4			5

Game Progress

1	ZHANG Bian (CHN)	*0	1	*2	3	*4	5	*5	7	*9	11	
	BESSHO Kimie (JPN)	0	*1	2	*3	4	*5	7	*7	7	7	
2	ZHANG Bian (CHN)	0	*1	3	*5	7	*9	10	11			
	BESSHO Kimie (JPN)	*0	1	*1	1	*1	1	*2	2			
3	ZHANG Bian (CHN)	0	2	*3	4	*4	5	*6	7	*8	10	11
	BESSHO Kimie (JPN)	0	*0	1	*2	4	*5	6	*7	8	*8	8

Note:

The "Greatest deficit overcome" only applies when the player ends up winning the game.

Legend:

No. Number * Server



Match Results

Resultados da partida

GU Gai (CHN) 3-0 WEI Mei-Hui (TPE)

Game Summary		Match	Game 1	Game 2	Game 3	Game 4	Game 5
GU Gai	CHN	3	11	11	11		
WEI Mei-Hui	TPE	0	5	6	6		
Duration:		18min	5min	6min	5min		

Match No.: 6 Table: 3

Umpires: de PINTO Pietro (ITA) WIEKART Ina (NED)

Player Statistics	GU Gai (CHN)					Match	WEI Mei-Hui (TPE)					Match
	Game						Game					
	1	2	3	4	5		1	2	3	4	5	
Points won	11	11	11			33	5	6	6			17
Biggest lead	7	5	5			7	1	2	1			2
Points won on own serve	5	3	7			15	2	1	4			7
Points lost on own serve	3	5	1			9	6	8	4			18
Most consecutive points won	7	3	3			7	2	2	2			2
Greatest deficit overcome	1	2	1			2	-	-	-			-
Handedness/Grip	Right/						Right/					

Game/Match Statistics	Game					Match
	1	2	3	4	5	
Longest rally (strokes)	10	14	10			14
Average rally	5	6	5			5

Game Progress

1	GU Gai (CHN)	*0	1	*3	5	*7	8	*9	10	11	
	WEI Mei-Hui (TPE)	0	*1	1	*1	1	*2	3	*4	5	
2	GU Gai (CHN)	0	*1	1	*3	4	*6	7	*9	10	11
	WEI Mei-Hui (TPE)	*0	1	*3	3	*4	4	*5	5	*6	6
3	GU Gai (CHN)	0	1	*2	3	*4	6	*7	9	*10	11
	WEI Mei-Hui (TPE)	0	*1	2	*3	4	*4	5	*5	6	6

Note:

The "Greatest deficit overcome" only applies when the player ends up winning the game.

Legend:

No. Number * Server



Match Results

Resultados da partida

ABUAWAD Khetam (JOR) 3-0 TABIB Caroline Odaia (ISR)

Game Summary		Match	Game 1	Game 2	Game 3	Game 4	Game 5
ABUAWAD Khetam	JOR	3	12	11	11		
TABIB Caroline Odaia	ISR	0	10	5	9		
Duration:		21min	6min	4min	6min		

Match No.: 7 Table: 5

Umpires: ZAPATA Carlos (ESP) LARROZA Andres (PAR)

Player Statistics	ABUAWAD Khetam (JOR)					Match	TABIB Caroline Odaia (ISR)					Match
	Game						Game					
	1	2	3	4	5		1	2	3	4	5	
Points won	12	11	11			34	10	5	9			24
Biggest lead	4	6	2			6	2	-	2			2
Points won on own serve	4	6	6			16	3	3	5			11
Points lost on own serve	7	2	4			13	8	5	5			18
Most consecutive points won	4	4	3			4	6	2	3			6
Greatest deficit overcome	2	-	2			2	-	-	-			-
Handedness/Grip	Right/						Right/					

Game/Match Statistics	Game					Match
	1	2	3	4	5	
Longest rally (strokes)	9	7	13			13
Average rally	4	3	5			4

Game Progress

1	ABUAWAD Khetam (JOR)	*0	1	*2	3	*5	6	*8	8	*8	8	*10	11	12
	TABIB Caroline Odaia (ISR)	0	*1	2	*3	3	*4	4	*6	8	*10	10	*10	10
2	ABUAWAD Khetam (JOR)	0	*2	2	*4	6	*6	8	*9	11				
	TABIB Caroline Odaia (ISR)	*0	0	*2	2	*2	4	*4	5	5				
3	ABUAWAD Khetam (JOR)	*0	1	*1	3	*4	5	*6	7	*8	9	11		
	TABIB Caroline Odaia (ISR)	0	*1	3	*3	4	*5	6	*7	8	*9	9		

Note:

The "Greatest deficit overcome" only applies when the player ends up winning the game.

Legend:

No. Number * Server



Match Results

Resultados da partida

JUNG Young-A (KOR) 3-0 LUNDBAECK Ingela (SWE)

Game Summary		Match	Game 1	Game 2	Game 3	Game 4	Game 5
JUNG Young-A	KOR	3	11	11	11		
LUNDBAECK Ingela	SWE	0	5	8	8		
Duration:		21min	5min	6min	7min		

Match No.: 8 Table: 7

Umpires: KOH Christabel (SIN) MEIER Michael (USA)

Player Statistics	JUNG Young-A (KOR)					Match	LUNDBAECK Ingela (SWE)					Match
	Game						Game					
	1	2	3	4	5		1	2	3	4	5	
Points won	11	11	11			33	5	8	8			21
Biggest lead	6	3	3			6	1	1	1			1
Points won on own serve	4	5	5			14	1	4	3			8
Points lost on own serve	4	4	5			13	7	6	6			19
Most consecutive points won	6	4	3			6	3	4	2			4
Greatest deficit overcome	1	1	1			1	-	-	-			-
Handedness/Grip	/						Left/					

Game/Match Statistics	Game					Match
	1	2	3	4	5	
Longest rally (strokes)	8	10	15			15
Average rally	4	4	4			4

Game Progress

1	JUNG Young-A (KOR)	*0	1	*3	4	*5	5	*7	9	11		
	LUNDBAECK Ingela (SWE)	0	*1	1	*2	3	*5	5	*5	5		
2	JUNG Young-A (KOR)	0	*1	2	*4	5	*6	7	*7	8	*10	11
	LUNDBAECK Ingela (SWE)	*0	1	*2	2	*3	4	*5	7	*8	8	8
3	JUNG Young-A (KOR)	*0	1	*2	3	*4	5	*6	7	*9	10	11
	LUNDBAECK Ingela (SWE)	0	*1	2	*3	4	*5	6	*7	7	*8	8

Note:

The "Greatest deficit overcome" only applies when the player ends up winning the game.

Legend:

No. Number * Server



Match Results

Resultados da partida

BESSHO Kimie (JPN) 3-0 WONG Pui Yi (HKG)

Game Summary		Match	Game 1	Game 2	Game 3	Game 4	Game 5
BESSHO Kimie	JPN	3	11	12	13		
WONG Pui Yi	HKG	0	6	10	11		
Duration:		23min	4min	7min	6min		

Match No.: 9 Table: 1

Umpires: DUBEY Atul (IND) GALVAO Luzia (BRA)

Player Statistics	BESSHO Kimie (JPN)					Match	WONG Pui Yi (HKG)					Match
	Game						Game					
	1	2	3	4	5		1	2	3	4	5	
Points won	11	12	13			36	6	10	11			27
Biggest lead	5	2	4			5	2	3	1			3
Points won on own serve	4	6	6			16	2	5	5			12
Points lost on own serve	4	5	6			15	7	6	7			20
Most consecutive points won	7	4	3			7	3	5	3			5
Greatest deficit overcome	2	3	1			3	-	-	-			-
Handedness/Grip	Right/						Right/					

Game/Match Statistics	Game					Match
	1	2	3	4	5	
Longest rally (strokes)	13	17	8			17
Average rally	4	5	4			4

Game Progress

1	BESSHO Kimie (JPN)	0	*1	1	*3	5	*7	8	*9	10	11					
	WONG Pui Yi (HKG)	*0	1	*3	3	*3	3	*4	5	*6	6					
2	BESSHO Kimie (JPN)	*0	1	*2	4	*5	5	*5	6	*7	8	*10	11	12		
	WONG Pui Yi (HKG)	0	*1	2	*2	3	*5	7	*8	9	*10	10	*10	10		
3	BESSHO Kimie (JPN)	0	*2	3	*5	5	*6	7	*7	9	*10	10	*10	11	*12	13
	WONG Pui Yi (HKG)	*0	0	*1	1	*3	4	*5	7	*7	8	*10	11	*11	11	11

Note:

The "Greatest deficit overcome" only applies when the player ends up winning the game.

Legend:

No. Number * Server



Match Results

Resultados da partida

OBIORA Faith Chinenye (NGR) 3-2 WEI Mei-Hui (TPE)

Game Summary		Match	Game 1	Game 2	Game 3	Game 4	Game 5
OBIORA Faith Chinenye	NGR	3	11	6	11	7	15
WEI Mei-Hui	TPE	2	9	11	8	11	13
Duration:		34min	5min	4min	5min	6min	9min

Match No.: 10 Table: 3

Umpires: BOUDJEHEM Abdellah (ALG) BARROS Mario Paz (BRA)

Player Statistics	OBIORA Faith Chinenye (NGR)						WEI Mei-Hui (TPE)					
	Game					Match	Game					Match
	1	2	3	4	5		1	2	3	4	5	
Points won	11	6	11	7	15	50	9	11	8	11	13	52
Biggest lead	2	2	3	1	2	3	4	6	1	4	3	6
Points won on own serve	6	2	4	3	5	20	5	4	3	5	4	21
Points lost on own serve	4	7	5	6	9	31	5	4	7	3	10	29
Most consecutive points won	6	2	4	2	5	6	3	8	3	4	4	8
Greatest deficit overcome	4	-	1	-	3	4	-	2	-	1	-	2
Handedness/Grip	Right/						Right/					

Game/Match Statistics	Game					Match
	1	2	3	4	5	
Longest rally (strokes)	23	15	13	16	17	23
Average rally	6	6	6	6	7	6

Game Progress

1	OBIORA Faith Chinenye (NGR)	0	*0	1	*2	2	*3	4	*5	7	*9	11						
	WEI Mei-Hui (TPE)	*0	2	*3	4	*6	7	*8	9	*9	9	9						
2	OBIORA Faith Chinenye (NGR)	*0	1	*3	4	*4	4	*4	4	*6	6							
	WEI Mei-Hui (TPE)	0	*1	1	*2	4	*6	8	*10	10	11							
3	OBIORA Faith Chinenye (NGR)	0	*1	2	*4	5	*6	6	*7	8	*10	11						
	WEI Mei-Hui (TPE)	*0	1	*2	2	*3	4	*6	7	*8	8	8						
4	OBIORA Faith Chinenye (NGR)	0	1	*2	2	*3	5	*6	7	*7	7							
	WEI Mei-Hui (TPE)	0	*1	2	*4	5	*5	6	*7	9	11							
5	OBIORA Faith Chinenye (NGR)	0	*1	2	*3	3	*4	6	*8	8	*10	10	*11	11	*12	12	*12	13
	WEI Mei-Hui (TPE)	*0	1	*2	3	*5	6	*6	6	*8	8	*10	10	*11	11	*12	13	*13
			*14	15														
			13	13														

Note:

The "Greatest deficit overcome" only applies when the player ends up winning the game.

Legend:

No. Number * Server



Match Results

Resultados da partida

TABIB Caroline Odaia (ISR) 3-1 PAREDES ALBOR Maria (MEX)

Game Summary		Match	Game 1	Game 2	Game 3	Game 4	Game 5
TABIB Caroline Odaia	ISR	3	11	11	10	11	
PAREDES ALBOR Maria	MEX	1	5	7	12	7	
Duration:		31min	5min	5min	8min	8min	

Match No.: 11 Table: 5

Umpires: ARINYE Cecilia Dora (NGR) VILANOVA Flavia (BRA)

Player Statistics	TABIB Caroline Odaia (ISR)					Match	PAREDES ALBOR Maria (MEX)					Match
	Game						Game					
	1	2	3	4	5		1	2	3	4	5	
Points won	11	11	10	11		43	5	7	12	7		31
Biggest lead	6	4	4	5		6	1	-	2	1		2
Points won on own serve	4	9	7	7		27	1	6	7	4		18
Points lost on own serve	4	1	4	3		12	7	2	3	4		16
Most consecutive points won	4	3	5	6		6	1	2	3	3		3
Greatest deficit overcome	1	-	-	1		1	-	-	4	-		4
Handedness/Grip	Right/						Right/					

Game/Match Statistics	Game					Match
	1	2	3	4	5	
Longest rally (strokes)	18	8	23	19		23
Average rally	5	4	6	7		5

Game Progress

1	TABIB Caroline Odaia (ISR)	0	*1	2	*4	5	*7	8	*10	11				
	PAREDES ALBOR Maria (MEX)	*0	1	*2	2	*3	3	*4	4	5				
2	TABIB Caroline Odaia (ISR)	*0	2	*3	4	*4	6	*6	8	*9	11			
	PAREDES ALBOR Maria (MEX)	0	*0	1	*2	4	*4	6	*6	7	7			
3	TABIB Caroline Odaia (ISR)	0	*0	2	*3	4	*6	8	*8	9	*9	10	*10	10
	PAREDES ALBOR Maria (MEX)	0	2	*2	3	*4	4	*4	6	*7	9	*10	11	12
4	TABIB Caroline Odaia (ISR)	*0	1	*3	5	*6	7	*8	9	*9	11			
	PAREDES ALBOR Maria (MEX)	0	*1	1	*1	2	*3	4	*5	7	7			

Note:

The "Greatest deficit overcome" only applies when the player ends up winning the game.

Legend:

No. Number * Server



Match Results

Resultados da partida

LUNDBAECK Ingela (SWE) 3-0 RODEN Mere (FIJ)

Game Summary		Match	Game 1	Game 2	Game 3	Game 4	Game 5
LUNDBAECK Ingela	SWE	3	11	11	11		
RODEN Mere	FIJ	0	4	6	5		
Duration:		13min	4min	4min	4min		

Match No.: 12 Table: 7

Umpires: MONTES Marlos (BRA) MATOS Ravi (BRA)

Player Statistics	LUNDBAECK Ingela (SWE)					Match	RODEN Mere (FIJ)					Match
	Game						Game					
	1	2	3	4	5		1	2	3	4	5	
Points won	11	11	11			33	4	6	5			15
Biggest lead	7	5	6			7	-	2	1			2
Points won on own serve	6	5	4			15	2	3	2			7
Points lost on own serve	2	3	3			8	5	6	6			17
Most consecutive points won	5	4	7			7	3	2	2			3
Greatest deficit overcome	-	2	1			2	-	-	-			-
Handedness/Grip	Left/						Right/					

Game/Match Statistics	Game					Match
	1	2	3	4	5	
Longest rally (strokes)	7	13	10			13
Average rally	3	3	4			3

Game Progress

1	LUNDBAECK Ingela (SWE)	*0	2	*4	5	*5	7	*9	10	11	
	RODEN Mere (FIJ)	0	*0	0	*1	3	*3	3	*4	4	
2	LUNDBAECK Ingela (SWE)	0	*0	2	*4	5	*7	8	*9	10	11
	RODEN Mere (FIJ)	*0	2	*2	2	*3	3	*4	5	*6	6
3	LUNDBAECK Ingela (SWE)	0	1	*2	3	*4	5	*7	9	11	
	RODEN Mere (FIJ)	0	*1	2	*3	4	*5	5	*5	5	

Note:

The "Greatest deficit overcome" only applies when the player ends up winning the game.

Legend:

No. Number * Server



Match Results

Resultados da partida

ZHANG Bian (CHN) 3-0 OBIORA Faith Chinenye (NGR)

Game Summary		Match	Game 1	Game 2	Game 3	Game 4	Game 5
ZHANG Bian	CHN	3	11	11	11		
OBIORA Faith Chinenye	NGR	0	2	1	4		
Duration:		11min	4min	3min	4min		

Match No.: 13 Table: 5

Umpires: MANCINI Marco (BRA) SILVA Juvenal (BRA)

Player Statistics	ZHANG Bian (CHN)					Match	OBIORA Faith Chinenye (NGR)					Match
	Game						Game					
	1	2	3	4	5		1	2	3	4	5	
Points won	11	11	11			33	2	1	4			7
Biggest lead	9	10	7			10	-	-	2			2
Points won on own serve	4	6	6			16	0	1	2			3
Points lost on own serve	2	0	1			3	7	5	5			17
Most consecutive points won	5	10	9			10	1	1	2			2
Greatest deficit overcome	-	-	2			2	-	-	-			-
Handedness/Grip	Right/						Right/					

Game/Match Statistics	Game					Match
	1	2	3	4	5	
Longest rally (strokes)	17	23	13			23
Average rally	6	7	5			6

Game Progress

1	ZHANG Bian (CHN)	0	*2	3	*5	6	*8	10	11	
	OBIORA Faith Chinenye (NGR)	*0	0	*1	1	*2	2	*2	2	
2	ZHANG Bian (CHN)	*0	2	*4	6	*8	10	11		
	OBIORA Faith Chinenye (NGR)	0	*0	0	*0	0	*0	1		
3	ZHANG Bian (CHN)	0	*0	2	*4	6	*8	9	*10	11
	OBIORA Faith Chinenye (NGR)	0	2	*2	2	*2	2	*3	4	4

Note:

The "Greatest deficit overcome" only applies when the player ends up winning the game.

Legend:

No. Number * Server



Match Results

Resultados da partida

LUNDBAECK Ingela (SWE) 3-0 ABUAWAD Khetam (JOR)

Game Summary		Match	Game 1	Game 2	Game 3	Game 4	Game 5
LUNDBAECK Ingela	SWE	3	11	11	11		
ABUAWAD Khetam	JOR	0	7	7	9		
Duration:		24min	6min	7min	8min		

Match No.: 14 Table: 3

Umpires: BARROS Mario Paz (BRA) BOTH Flavio (BRA)

Player Statistics	LUNDBAECK Ingela (SWE)					Match	ABUAWAD Khetam (JOR)					Match
	Game						Game					
	1	2	3	4	5		1	2	3	4	5	
Points won	11	11	11			33	7	7	9			23
Biggest lead	4	4	2			4	2	1	3			3
Points won on own serve	5	7	6			18	4	4	5			13
Points lost on own serve	3	3	4			10	6	4	5			15
Most consecutive points won	5	3	4			5	4	3	3			4
Greatest deficit overcome	2	1	3			3	-	-	-			-
Handedness/Grip	Left/						Right/					

Game/Match Statistics	Game					Match
	1	2	3	4	5	
Longest rally (strokes)	11	8	15			15
Average rally	4	4	5			4

Game Progress

1	LUNDBAECK Ingela (SWE)	0	*2	2	*2	3	*5	7	*8	10	11	
	ABUAWAD Khetam (JOR)	*0	0	*2	4	*5	5	*5	6	*6	7	
2	LUNDBAECK Ingela (SWE)	*0	1	*2	4	*5	7	*7	8	*10	11	
	ABUAWAD Khetam (JOR)	0	*1	2	*2	3	*3	5	*6	6	7	
3	LUNDBAECK Ingela (SWE)	0	*0	1	*2	3	*4	5	*7	8	*9	11
	ABUAWAD Khetam (JOR)	*0	2	*3	4	*5	6	*7	7	*8	9	9

Note:

The "Greatest deficit overcome" only applies when the player ends up winning the game.

Legend:

No. Number * Server



Match Results

Resultados da partida

JUNG Young-A (KOR) 3-0 BESSHO Kimie (JPN)

Game Summary		Match	Game 1	Game 2	Game 3	Game 4	Game 5
JUNG Young-A	KOR	3	11	11	11		
BESSHO Kimie	JPN	0	8	8	3		
Duration:		19min	5min	6min	4min		

Match No.: 15 Table: 1

Umpires: dos SANTOS Danilo (BRA) de PINTO Pietro (ITA)

Player Statistics	JUNG Young-A (KOR)					Match	BESSHO Kimie (JPN)					Match
	Game						Game					
	1	2	3	4	5		1	2	3	4	5	
Points won	11	11	11			33	8	8	3			19
Biggest lead	5	3	8			8	-	3	-			3
Points won on own serve	5	5	6			16	3	4	1			8
Points lost on own serve	5	4	2			11	6	6	5			17
Most consecutive points won	5	4	4			5	3	3	1			3
Greatest deficit overcome	-	3	-			3	-	-	-			-
Handedness/Grip	/						Right/					

Game/Match Statistics	Game					Match
	1	2	3	4	5	
Longest rally (strokes)	9	7	6			9
Average rally	4	4	4			4

Game Progress

1	JUNG Young-A (KOR)	*0	2	*4	5	*6	7	*8	9	*10	10	11
	BESSHO Kimie (JPN)	0	*0	0	*1	2	*3	4	*5	6	*8	8
2	JUNG Young-A (KOR)	0	*1	1	*2	3	*4	6	*7	8	*10	11
	BESSHO Kimie (JPN)	*0	1	*3	4	*5	6	*6	7	*8	8	8
3	JUNG Young-A (KOR)	*0	2	*3	5	*7	8	*10	11			
	BESSHO Kimie (JPN)	0	*0	1	*1	1	*2	2	3			

Note:

The "Greatest deficit overcome" only applies when the player ends up winning the game.

Legend:

No. Number * Server



Match Results

Resultados da partida

GU Gai (CHN) 3-0 TABIB Caroline Odaia (ISR)

Game Summary		Match	Game 1	Game 2	Game 3	Game 4	Game 5
GU Gai	CHN	3	11	11	11		
TABIB Caroline Odaia	ISR	0	2	7	3		
Duration:		17min	4min	6min	5min		

Match No.: 16 Table: 7

Umpires: DUBEY Atul (IND) WONG Jeffrey (CAN)

Player Statistics	GU Gai (CHN)					Match	TABIB Caroline Odaia (ISR)					Match
	Game						Game					
	1	2	3	4	5		1	2	3	4	5	
Points won	11	11	11			33	2	7	3			12
Biggest lead	9	6	8			9	-	-	-			-
Points won on own serve	5	5	5			15	1	2	2			5
Points lost on own serve	1	5	1			7	6	6	5			17
Most consecutive points won	5	6	7			7	1	3	2			3
Greatest deficit overcome	-	-	-			-	-	-	-			-
Handedness/Grip	Right/						Right/					

Game/Match Statistics	Game					Match
	1	2	3	4	5	
Longest rally (strokes)	15	16	23			23
Average rally	6	7	7			6

Game Progress

1	GU Gai (CHN)	0	*2	3	*5	7	*8	10	11		
	TABIB Caroline Odaia (ISR)	*0	0	*1	1	*1	2	*2	2		
2	GU Gai (CHN)	*0	1	*3	5	*7	7	*8	9	*10	11
	TABIB Caroline Odaia (ISR)	0	*1	1	*1	1	*3	4	*5	6	7
3	GU Gai (CHN)	0	*1	3	*5	7	*8	9	11		
	TABIB Caroline Odaia (ISR)	0	1	*1	1	*1	2	*3	3		

Note:

The "Greatest deficit overcome" only applies when the player ends up winning the game.

Legend:

No. Number * Server



Match Results

Resultados da partida

ZHANG Bian (CHN) 3-1 LUNDBAECK Ingela (SWE)

Game Summary		Match	Game 1	Game 2	Game 3	Game 4	Game 5
ZHANG Bian	CHN	3	11	9	11	11	
LUNDBAECK Ingela	SWE	1	7	11	9	7	
Duration:		27min	5min	6min	6min	6min	

Match No.: 17 Table: 1

Umpires: KIM Kyunghye (KOR) HOPKINS Alan Leslie (AUS)

Player Statistics	ZHANG Bian (CHN)					Match	LUNDBAECK Ingela (SWE)					Match
	Game						Game					
	1	2	3	4	5		1	2	3	4	5	
Points won	11	9	11	11		42	7	11	9	7		34
Biggest lead	6	3	3	4		6	-	2	1	2		2
Points won on own serve	7	4	3	6		20	4	5	2	4		15
Points lost on own serve	3	6	7	2		18	4	5	8	5		22
Most consecutive points won	4	3	4	5		5	3	5	3	2		5
Greatest deficit overcome	-	-	1	2		2	-	3	-	-		3
Handedness/Grip	Right/						Left/					

Game/Match Statistics	Game					Match
	1	2	3	4	5	
Longest rally (strokes)	14	10	22	17		22
Average rally	4	4	7	7		6

Game Progress

1	ZHANG Bian (CHN)	*0	2	*3	5	*5	7	*9	9	*10	11	
	LUNDBAECK Ingela (SWE)	0	*0	1	*1	3	*3	3	*5	6	7	
2	ZHANG Bian (CHN)	0	*2	3	*4	5	*6	6	*6	8	*9	9
	LUNDBAECK Ingela (SWE)	*0	0	*1	2	*3	4	*6	8	*8	9	11
3	ZHANG Bian (CHN)	*0	1	*3	4	*5	5	*7	7	*8	9	11
	LUNDBAECK Ingela (SWE)	0	*1	1	*2	3	*5	5	*7	8	*9	9
4	ZHANG Bian (CHN)	0	*0	2	*2	3	*5	6	*8	10	11	
	LUNDBAECK Ingela (SWE)	0	2	*2	4	*5	5	*6	6	*6	7	

Note:
The "Greatest deficit overcome" only applies when the player ends up winning the game.

Legend:
No. Number * Server



Match Results

Resultados da partida

GU Gai (CHN) 3-1 JUNG Young-A (KOR)

Game Summary		Match	Game 1	Game 2	Game 3	Game 4	Game 5
GU Gai	CHN	3	11	9	11	11	
JUNG Young-A	KOR	1	6	11	4	6	
Duration:		29min	6min	7min	5min	7min	

Match No.: 18 Table: 3

Umpires: RAGAB Elsayed (EGY) SEMENOVA Elena (RUS)

Player Statistics	GU Gai (CHN)					Match	JUNG Young-A (KOR)					Match
	Game						Game					
	1	2	3	4	5		1	2	3	4	5	
Points won	11	9	11	11		42	6	11	4	6		27
Biggest lead	5	-	7	5		7	-	3	-	2		3
Points won on own serve	8	5	6	5		24	5	6	2	3		16
Points lost on own serve	1	5	2	3		11	3	4	5	6		18
Most consecutive points won	3	2	3	4		4	3	3	1	3		3
Greatest deficit overcome	-	-	-	2		2	-	-	-	-		-
Handedness/Grip	Right/						/					

Game/Match Statistics	Game					Match
	1	2	3	4	5	
Longest rally (strokes)	9	8	10	9		10
Average rally	5	4	5	4		4

Game Progress

1	GU Gai (CHN)	*0	2	*3	5	*5	6	*7	9	*10	11	
	JUNG Young-A (KOR)	0	*0	1	*1	3	*4	5	*5	6	6	
2	GU Gai (CHN)	0	*0	1	*2	3	*4	5	*6	7	*8	9
	JUNG Young-A (KOR)	*0	2	*3	4	*5	6	*7	8	*9	10	11
3	GU Gai (CHN)	*0	2	*3	5	*6	7	*9	10	11		
	JUNG Young-A (KOR)	0	*0	1	*1	2	*3	3	*4	4		
4	GU Gai (CHN)	0	*1	2	*3	3	*5	7	*8	10	11	
	JUNG Young-A (KOR)	*0	1	*2	3	*5	5	*5	6	*6	6	

Note:

The "Greatest deficit overcome" only applies when the player ends up winning the game.

Legend:

No. Number * Server



Match Results

Resultados da partida

JUNG Young-A (KOR) 3-1 LUNDBAECK Ingela (SWE)

Game Summary		Match	Game 1	Game 2	Game 3	Game 4	Game 5
JUNG Young-A	KOR	3	11	17	10	11	
LUNDBAECK Ingela	SWE	1	9	15	12	9	
Duration:		38min	6min	10min	8min	7min	

Match No.: 19 Table: 3

Umpires: SEMENOVA Elena (RUS) BARROS Mario Paz (BRA)

Player Statistics	JUNG Young-A (KOR)					Match	LUNDBAECK Ingela (SWE)					Match
	Game						Game					
	1	2	3	4	5		1	2	3	4	5	
Points won	11	17	10	11		49	9	15	12	9		45
Biggest lead	3	5	3	2		5	1	1	3	3		3
Points won on own serve	4	8	4	4		20	3	7	6	3		19
Points lost on own serve	6	8	6	6		26	7	9	5	7		28
Most consecutive points won	3	5	3	5		5	3	5	4	4		5
Greatest deficit overcome	1	1	-	3		3	-	-	3	-		3
Handedness/Grip	/						Left/					

Game/Match Statistics	Game					Match
	1	2	3	4	5	
Longest rally (strokes)	10	10	10	20		20
Average rally	4	4	4	5		4

Game Progress

1	JUNG Young-A (KOR)	*0	1	*2	3	*4	6	*7	7	*9	9	11						
	LUNDBAECK Ingela (SWE)	0	*1	2	*3	4	*4	5	*7	7	*9	9						
2	JUNG Young-A (KOR)	0	*1	3	*5	6	*7	7	*7	8	*9	10	*11	11	*11	12	*12	13
	LUNDBAECK Ingela (SWE)	*0	1	*1	1	*2	3	*5	7	*8	9	*10	10	*11	12	*12	13	*13
		*14	14	*15	15	*16	17											
		13	*14	14	*15	15	15											
3	JUNG Young-A (KOR)	0	2	*3	3	*5	6	*6	7	*7	8	*10	10	10				
	LUNDBAECK Ingela (SWE)	0	*0	1	*3	3	*4	6	*7	9	*10	10	*11	12				
4	JUNG Young-A (KOR)	0	*1	1	*2	4	*6	6	*7	7	*9	11						
	LUNDBAECK Ingela (SWE)	*0	1	*3	4	*4	4	*6	7	*9	9	9						

Note:

The "Greatest deficit overcome" only applies when the player ends up winning the game.

Legend:

No. Number * Server



Match Results

Resultados da partida

ZHANG Bian (CHN) 3-0 GU Gai (CHN)

Game Summary		Match	Game 1	Game 2	Game 3	Game 4	Game 5
ZHANG Bian	CHN	3	11	11	11		
GU Gai	CHN	0	6	6	6		
Duration:		22min	7min	6min	7min		

Match No.: 20 Table: 1

Umpires: de PINTO Pietro (ITA) MANCINI Marco (BRA)

Player Statistics	ZHANG Bian (CHN)					Match	GU Gai (CHN)					Match
	Game						Game					
	1	2	3	4	5		1	2	3	4	5	
Points won	11	11	11			33	6	6	6			18
Biggest lead	5	6	5			6	-	-	1			1
Points won on own serve	5	7	6			18	3	4	4			11
Points lost on own serve	3	2	2			7	6	4	4			14
Most consecutive points won	5	3	6			6	3	2	2			3
Greatest deficit overcome	-	-	1			1	-	-	-			-
Handedness/Grip	Right/						Right/					

Game/Match Statistics	Game					Match
	1	2	3	4	5	
Longest rally (strokes)	25	21	30			30
Average rally	9	8	9			9

Game Progress

1	ZHANG Bian (CHN)	0	*1	3	*4	5	*6	6	*8	10	11
	GU Gai (CHN)	*0	1	*1	2	*3	4	*6	6	*6	6
2	ZHANG Bian (CHN)	*0	2	*3	4	*6	7	*8	10	*10	11
	GU Gai (CHN)	0	*0	1	*2	2	*3	4	*4	6	6
3	ZHANG Bian (CHN)	0	*1	2	*4	6	*7	8	*8	10	11
	GU Gai (CHN)	0	1	*2	2	*2	3	*4	6	*6	6

Note:

The "Greatest deficit overcome" only applies when the player ends up winning the game.

Legend:

No. Number * Server



Player Statistics

Estatísticas dos atletas

As of MON 12 SEP 2016

Players	NPC	Matches				Games				Match Duration	
		Played	Won	Lost	%Won	Played	Won	Lost	%Won	All	Average
ABUAWAD Khetam Right Cl5	JOR	3	2	1	67%	9	6	3	67%	1h2min	21min
		Points Won				Points Lost					
		Total	Own Serve: 48		Most Consecutive: 8		Total	Own Serve: 29		Most Consecutive: 6	
		90	Opp. Serve: 42		GDO: 2		64	Opp. Serve: 35		GLL: 3	
BESHO Kimie Right Cl5	JPN	3	1	2	33%	9	3	6	33%	59min	20min
		Points Won				Points Lost					
		Total	Own Serve: 34		Most Consecutive: 7		Total	Own Serve: 46		Most Consecutive: 8	
		72	Opp. Serve: 38		GDO: 3		92	Opp. Serve: 46		GLL: 3	
GU Gai Right Cl5	CHN	5	4	1	80%	16	12	4	75%	1h41min	20min
		Points Won				Points Lost					
		Total	Own Serve: 83		Most Consecutive: 7		Total	Own Serve: 46		Most Consecutive: 6	
		157	Opp. Serve: 74		GDO: 2		100	Opp. Serve: 54		GLL: 1	
JUNG Young-A Cl5	KOR	5	4	1	80%	17	13	4	76%	1h59min	24min
		Points Won				Points Lost					
		Total	Own Serve: 82		Most Consecutive: 8		Total	Own Serve: 72		Most Consecutive: 5	
		173	Opp. Serve: 91		GDO: 3		137	Opp. Serve: 65		GLL: 3	
LUNDBAECK Ingela Left Cl5	SWE	5	2	3	40%	17	8	9	47%	2h3min	25min
		Points Won				Points Lost					
		Total	Own Serve: 75		Most Consecutive: 7		Total	Own Serve: 87		Most Consecutive: 6	
		164	Opp. Serve: 89		GDO: 3		161	Opp. Serve: 74		GLL: 3	
OBIORA Faith Chinenye Right Cl5	NGR	3	1	2	33%	11	3	8	27%	1h0min	20min
		Points Won				Points Lost					
		Total	Own Serve: 31		Most Consecutive: 6		Total	Own Serve: 62		Most Consecutive: 10	
		68	Opp. Serve: 37		GDO: 4		117	Opp. Serve: 55		GLL: 2	
PAREDES ALBOR Maria Right Cl5	MEX	2	0	2	0%	7	1	6	14%	48min	24min
		Points Won				Points Lost					
		Total	Own Serve: 24		Most Consecutive: 3		Total	Own Serve: 30		Most Consecutive: 8	
		37	Opp. Serve: 13		GDO: 4		76	Opp. Serve: 46		GLL: 1	



Player Statistics

Estatísticas dos atletas

As of MON 12 SEP 2016

Players	NPC	Matches				Games				Match Duration	
		Played	Won	Lost	%Won	Played	Won	Lost	%Won	All	Average
RODEN Mere	FIJ	2	0	2	0%	6	0	6	0%	25min	13min
Right		Points Won				Points Lost					
CI5		Total	Own Serve:	13	Most Consecutive:	3	Total	Own Serve:	33	Most Consecutive:	8
		25	Opp. Serve:	12	GDO:	0	64	Opp. Serve:	31	GLL:	2
TABIB Caroline Odaia	ISR	Matches				Games				Match Duration	
Right		Played	Won	Lost	%Won	Played	Won	Lost	%Won	All	Average
CI5		3	1	2	33%	10	3	7	30%	1h9min	23min
		Points Won				Points Lost					
		Total	Own Serve:	43	Most Consecutive:	6	Total	Own Serve:	47	Most Consecutive:	7
		79	Opp. Serve:	36	GDO:	1	96	Opp. Serve:	49	GLL:	4
WEI Mei-Hui	TPE	Matches				Games				Match Duration	
Right		Played	Won	Lost	%Won	Played	Won	Lost	%Won	All	Average
CI5		2	0	2	0%	8	2	6	25%	52min	26min
		Points Won				Points Lost					
		Total	Own Serve:	28	Most Consecutive:	8	Total	Own Serve:	47	Most Consecutive:	7
		68	Opp. Serve:	40	GDO:	2	82	Opp. Serve:	35	GLL:	4
WONG Pui Yi	HKG	Matches				Games				Match Duration	
Right		Played	Won	Lost	%Won	Played	Won	Lost	%Won	All	Average
CI5		2	0	2	0%	6	0	6	0%	40min	20min
		Points Won				Points Lost					
		Total	Own Serve:	22	Most Consecutive:	5	Total	Own Serve:	38	Most Consecutive:	7
		48	Opp. Serve:	26	GDO:	0	71	Opp. Serve:	33	GLL:	3
ZHANG Bian	CHN	Matches				Games				Match Duration	
Right		Played	Won	Lost	%Won	Played	Won	Lost	%Won	All	Average
CI5		5	5	0	100%	16	15	1	94%	1h34min	19min
		Points Won				Points Lost					
		Total	Own Serve:	89	Most Consecutive:	10	Total	Own Serve:	46	Most Consecutive:	5
		174	Opp. Serve:	85	GDO:	3	95	Opp. Serve:	49	GLL:	3

Note:

The "Greatest deficit overcome" only applies when the player ends up winning the game and "Greatest lead lost" only when losing.

Legend:

GDO Greatest deficit overcome **GLL** Greatest lead lost **Opp.** Opponent's



Tournament Statistics

Estatísticas do torneio

As of MON 12 SEP 2016

Statistics	Preliminaries	Quarterfinals	Semifinals	Finals	Total
Matches					
Total	12	4	2	2	20
Game Margin: 3:0	10 83%	4 100%		1 50%	15 75%
3:1	1 8%		2 100%	1 50%	4 20%
3:2	1 8%				1 5%
Invalid Results Mark					
Duration: Total	3h59min	1h11min	56min	1h0min	7h6min
Longest	34min	24min	29min	38min	38min
Shortest	12min	11min	27min	22min	11min
Average	20min	18min	28min	30min	21min
Games					
Total	39	12	8	7	66
Point Margin: 11					
10	1 3%	1 8%			2 3%
9	3 8%	2 17%			5 8%
8	2 5%	2 17%			4 6%
7	2 5%	1 8%	1 13%		4 6%
6	8 21%				8 12%
5	7 18%		2 25%	3 43%	12 18%
4	4 10%	3 25%	2 25%		9 14%
3	4 10%	2 17%			6 9%
2	8 21%	1 8%	3 38%	4 57%	16 24%
Invalid Results Mark					
Duration: Total	3h15min	1h2min	48min	51min	5h56min
Longest	9min	8min	7min	10min	10min
Shortest	2min	3min	5min	6min	2min
Average	5min	5min	6min	7min	5min
Points					
Total	686	193	145	145	1169
Per game	17.59	16.08	18.13	20.71	17.71
Most consecutive won	8	10	5	6	10
Greatest deficit overcome	4	3	3	3	4
Longest rally	27	23	22	30	30
Average rally	5	5	5	6	5

Note:

The "Greatest deficit overcome" only applies when the player ends up winning the game.



Entry List by Event

As of MON 5 SEP 2016

NPC	Name	Date of Birth	How Qualified	World Ranking
CRO - Croatia	PAOVIC Sandra	15 APR 1983		1
GER - Germany	GREBE Steffi	24 SEP 1987		5
KOR - Republic of Korea	LEE Kunwoo	3 SEP 1969		8
POL - Poland	MARSZAL Katarzyna	18 JUN 1985		7
UKR - Ukraine	KHODZYNSKA Antonina	1 AUG 1983		6
	LYTOVCHENKO Maryna	26 MAY 1991		3

Note:

All changes are available in INFO.
(nnn) in 'How Qualified' represents the player's singles world ranking as of September 2016.



Draw
Sorteio

GROUP A

Rk	Name	NPC	CRO	UKR	KOR	Match Points
1	PAOVIC Sandra	CRO		3:2 (8:11, 12:10, 11:4, 8:11, 12:10)	3:0 (11:7, 11:1, 11:4)	4
2	KHODZYNSKA Antonina	UKR	2:3 (11:8, 10:12, 4:11, 11:8, 10:12)		3:2 (11:4, 4:11, 8:11, 11:8, 11:9)	3
3	LEE Kunwoo	KOR	0:3 (7:11, 1:11, 4:11)	2:3 (4:11, 11:4, 11:8, 8:11, 9:11)		2

GROUP B

Rk	Name	NPC	GER	UKR	POL	Match Points
1	GREBE Stephanie	GER		3:1 (11:8, 7:11, 11:6, 11:7)	3:1 (11:8, 4:11, 11:9, 11:9)	4
2	LYTOVCHENKO Maryna	UKR	1:3 (8:11, 11:7, 6:11, 7:11)		3:0 (16:14, 11:6, 11:9)	3
3	MARSZAL Katarzyna	POL	1:3 (8:11, 11:4, 9:11, 9:11)	0:3 (14:16, 6:11, 9:11)		2

Qualification rule:

First and Second from each group will qualify for the Semifinals.

Legend:

Rk Rank



Draw

Sorteio

QUALIFIED FROM GROUPS				
Group	Rk	Name	NPC	Match Points
A	1	PAOVIC Sandra	CRO	4
B	1	GREBE Stephanie	GER	4
A	2	KHODZYNSKA Antonina	UKR	3
B	2	LYTOVCHENKO Maryna	UKR	3

Semifinals	NPC Code	Finals	
PAOVIC Sandra	CRO	PAOVIC Sandra	
LYTOVCHENKO Maryna	UKR	3-1 (11:6, 11:8, 10:12, 11:9)	
KHODZYNSKA Antonina	UKR	GREBE Stephanie	
GREBE Stephanie	GER	3-2 (11:8, 9:11, 11:8, 4:11, 11:9)	
		PAOVIC Sandra	CRO
		3-0 (11:2, 11:7, 11:4)	
		GREBE Stephanie	GER
		LYTOVCHENKO Maryna	UKR
		3-2 (11:9, 6:11, 11:7, 7:11, 11:7)	
		KHODZYNSKA Antonina	UKR

GOLD

SILVER

BRONZE



Match Results

Resultados da partida

PAOVIC Sandra (CRO) 3-0 LEE Kunwoo (KOR)

Game Summary		Match	Game 1	Game 2	Game 3	Game 4	Game 5
PAOVIC Sandra	CRO	3	11	11	11		
LEE Kunwoo	KOR	0	7	1	4		
Duration:		17min	5min	4min	5min		

Match No.: 1 Table: 2

Umpires: SILVA Juvenal (BRA) LARROZA Andres (ITTF)

Player Statistics	PAOVIC Sandra (CRO)					Match	LEE Kunwoo (KOR)					Match
	Game						Game					
	1	2	3	4	5		1	2	3	4	5	
Points won	11	11	11			33	7	1	4			12
Biggest lead	4	10	7			10	2	-	-			2
Points won on own serve	5	6	4			15	4	1	1			6
Points lost on own serve	3	0	3			6	6	5	6			17
Most consecutive points won	4	10	4			10	2	1	2			2
Greatest deficit overcome	2	-	-			2	-	-	-			-
Handedness/Grip	Right/						/					

Game/Match Statistics	Game					Match
	1	2	3	4	5	
Longest rally (strokes)	7	9	7			9
Average rally	3	5	4			4

Game Progress

1	PAOVIC Sandra (CRO)	0	*1	1	*2	4	*5	6	*8	10	11
	LEE Kunwoo (KOR)	*0	1	*3	4	*4	5	*6	6	*6	7
2	PAOVIC Sandra (CRO)	*0	2	*4	6	*8	10	11			
	LEE Kunwoo (KOR)	0	*0	0	*0	0	*0	1			
3	PAOVIC Sandra (CRO)	0	*2	3	*4	5	*7	8	*10	11	
	LEE Kunwoo (KOR)	0	0	*1	2	*3	3	*4	4	4	

Note:

The "Greatest deficit overcome" only applies when the player ends up winning the game.

Legend:

No. Number * Server



Match Results

Resultados da partida

LYTOVCHENKO Maryna (UKR) 3-0 MARSZAL Katarzyna (POL)

Game Summary		Match	Game 1	Game 2	Game 3	Game 4	Game 5
LYTOVCHENKO Maryna	UKR	3	16	11	11		
MARSZAL Katarzyna	POL	0	14	6	9		
Duration:		21min	5min	3min	3min		

Match No.: 3 Table: 6

Umpires: MEIER Michael (USA) SEMENOVA Elena (RUS)

Player Statistics	LYTOVCHENKO Maryna (UKR)					Match	MARSZAL Katarzyna (POL)					Match
	Game						Game					
	1	2	3	4	5		1	2	3	4	5	
Points won	16	11	11			38	14	6	9			29
Biggest lead	2	5	3			5	4	2	2			4
Points won on own serve	8	6	5			19	7	4	5			16
Points lost on own serve	7	2	4			13	8	5	5			18
Most consecutive points won	4	6	5			6	4	2	3			4
Greatest deficit overcome	4	2	2			4	-	-	-			-
Handedness/Grip	Left/						Right/					

Game/Match Statistics	Game					Match
	1	2	3	4	5	
Longest rally (strokes)	14	12	8			14
Average rally	5	5	5			5

Game Progress

1	LYTOVCHENKO Maryna (UKR)	*0	0	*0	2	*4	5	*5	6	*7	8	*10	10	*11	12	*12	13	*13
	MARSZAL Katarzyna (POL)	0	*2	4	*4	4	*5	7	*8	9	*10	10	*11	11	*11	12	*12	13
		13	*14	15	16													
		*14	14	*14	14													
2	LYTOVCHENKO Maryna (UKR)	0	*1	2	*2	4	*6	8	*9	10	11							
	MARSZAL Katarzyna (POL)	*0	1	*2	4	*4	4	*4	5	*6	6							
3	LYTOVCHENKO Maryna (UKR)	0	1	*2	3	*3	5	*7	8	*8	9	11						
	MARSZAL Katarzyna (POL)	0	*1	2	*3	5	*5	5	*6	8	*9	9						

Note:
The "Greatest deficit overcome" only applies when the player ends up winning the game.

Legend:
No. Number * Server



Match Results

Resultados da partida

PAOVIC Sandra (CRO) 3-2 KHODZYNSKA Antonina (UKR)

Game Summary		Match	Game 1	Game 2	Game 3	Game 4	Game 5
PAOVIC Sandra	CRO	3	8	12	11	8	12
KHODZYNSKA Antonina	UKR	2	11	10	4	11	10
Duration:		47min	7min	8min	7min	8min	9min

Match No.: 2 Table: 8

Umpires: ZAPATA Carlos (ESP) LARROZA Andres (PAR)

Player Statistics	PAOVIC Sandra (CRO)						KHODZYNSKA Antonina (UKR)					
	Game					Match	Game					Match
	1	2	3	4	5		1	2	3	4	5	
Points won	8	12	11	8	12	51	11	10	4	11	10	46
Biggest lead	3	2	7	2	2	7	3	7	1	3	7	7
Points won on own serve	4	6	6	5	6	27	6	3	3	7	6	25
Points lost on own serve	5	7	1	4	4	21	4	6	5	2	6	23
Most consecutive points won	3	6	6	3	8	8	5	7	2	3	6	7
Greatest deficit overcome	-	7	1	-	7	7	3	-	-	2	-	3
Handedness/Grip	Right/						Right/					

Game/Match Statistics	Game					Match
	1	2	3	4	5	
Longest rally (strokes)	15	8	11	15	26	26
Average rally	5	4	6	7	8	6

Game Progress

1	PAOVIC Sandra (CRO)	0	*2	3	*3	5	*6	7	*8	8	*8	8		
	KHODZYNSKA Antonina (UKR)	*0	0	*1	3	*3	4	*5	6	*8	10	11		
2	PAOVIC Sandra (CRO)	*0	0	*0	0	*1	3	*5	6	*8	*9	10	*11	12
	KHODZYNSKA Antonina (UKR)	0	*2	4	*6	7	*7	7	*8	8	9	*10	10	10
3	PAOVIC Sandra (CRO)	0	*1	3	*4	6	*8	9	*10	11				
	KHODZYNSKA Antonina (UKR)	*0	1	*1	2	*2	2	*3	4	4				
4	PAOVIC Sandra (CRO)	0	2	*2	3	*3	5	*6	7	*8	8	8		
	KHODZYNSKA Antonina (UKR)	0	*0	2	*3	5	*5	6	*7	8	*10	11		
5	PAOVIC Sandra (CRO)	0	*0	1	*2	2	*2	3	*5	*7	9	*10	11	12
	KHODZYNSKA Antonina (UKR)	*0	2	*3	4	*6	8	*9	9	9	*9	10	*10	10

Note:

The "Greatest deficit overcome" only applies when the player ends up winning the game.

Legend:

No. Number * Server



Match Results

Resultados da partida

GREBE Stephanie (GER) 3-1 LYTOVCHENKO Maryna (UKR)

Game Summary		Match	Game 1	Game 2	Game 3	Game 4	Game 5
GREBE Stephanie	GER	3	11	7	11	11	
LYTOVCHENKO Maryna	UKR	1	8	11	6	7	
Duration:		27min	5min	5min	6min	6min	

Match No.: 4 Table: 4

Umpires: TSE Mei Lan (HKG) MATOS Ravi (BRA)

Player Statistics	GREBE Stephanie (GER)					Match	LYTOVCHENKO Maryna (UKR)					Match
	Game						Game					
	1	2	3	4	5		1	2	3	4	5	
Points won	11	7	11	11		40	8	11	6	7		32
Biggest lead	4	1	5	4		5	-	4	-	-		4
Points won on own serve	6	4	5	8		23	5	5	3	5		18
Points lost on own serve	3	6	3	2		14	4	3	5	3		15
Most consecutive points won	4	2	3	4		4	2	5	2	2		5
Greatest deficit overcome	-	-	-	-		-	-	1	-	-		1
Handedness/Grip	Right/						Left/					

Game/Match Statistics	Game					Match
	1	2	3	4	5	
Longest rally (strokes)	5	9	12	10		12
Average rally	3	5	4	5		4

Game Progress

1	GREBE Stephanie (GER)	0	*2	3	*3	4	*5	7	*9	10	*10	11
	LYTOVCHENKO Maryna (UKR)	0	0	*1	3	*4	5	*5	5	*6	8	8
2	GREBE Stephanie (GER)	*0	1	*1	1	*2	3	*5	6	*6		7
	LYTOVCHENKO Maryna (UKR)	0	*1	3	*5	6	*7	7	*8	10		11
3	GREBE Stephanie (GER)	0	*2	3	*4	6	*7	8	*9	10		11
	LYTOVCHENKO Maryna (UKR)	0	0	*1	2	*2	3	*4	5	*6		6
4	GREBE Stephanie (GER)	*0	2	*3	4	*4	5	*7	9	*9		11
	LYTOVCHENKO Maryna (UKR)	0	*0	1	*2	4	*5	5	*5	7		7

Note:

The "Greatest deficit overcome" only applies when the player ends up winning the game.

Legend:

No. Number * Server



Match Results

Resultados da partida

KHODZYNSKA Antonina (UKR) 3-2 LEE Kunwoo (KOR)

Game Summary		Match	Game 1	Game 2	Game 3	Game 4	Game 5
KHODZYNSKA Antonina	UKR	3	11	4	8	11	11
LEE Kunwoo	KOR	2	4	11	11	8	9
Duration:		34min	5min	5min	6min	6min	6min

Match No.: 5 Table: 4

Umpires: ARINYE Cecilia Dora (NGR) BOGREN Ingrid (SWE)

Player Statistics	KHODZYNSKA Antonina (UKR)						LEE Kunwoo (KOR)					
	Game					Match	Game					Match
	1	2	3	4	5		1	2	3	4	5	
Points won	11	4	8	11	11	45	4	11	11	8	9	43
Biggest lead	7	-	1	3	4	7	-	8	3	2	2	8
Points won on own serve	5	4	3	7	6	25	2	7	5	5	4	23
Points lost on own serve	2	4	6	3	4	19	6	0	5	4	5	20
Most consecutive points won	5	2	3	3	5	5	1	7	3	2	5	7
Greatest deficit overcome	-	-	-	2	2	2	-	-	1	-	-	1
Handedness/Grip	Right/						/					

Game/Match Statistics	Game					Match
	1	2	3	4	5	
Longest rally (strokes)	21	10	13	15	18	21
Average rally	6	5	6	5	6	6

Game Progress

1	KHODZYNSKA Antonina (UKR)	0	*2	4	*5	6	*8	9	*10	11		
	LEE Kunwoo (KOR)	*0	0	*0	1	*2	2	*3	4	4		
2	KHODZYNSKA Antonina (UKR)	*0	1	*1	1	*1	2	*2	4	4		
	LEE Kunwoo (KOR)	0	*1	3	*5	7	*8	10	*10	11		
3	KHODZYNSKA Antonina (UKR)	0	*0	1	*3	4	*5	6	*7	7	*8	8
	LEE Kunwoo (KOR)	*0	2	*3	3	*4	5	*6	7	*9	10	11
4	KHODZYNSKA Antonina (UKR)	*0	1	*2	3	*3	5	*6	7	*8	10	11
	LEE Kunwoo (KOR)	0	*1	2	*3	5	*5	6	*7	8	*8	8
5	KHODZYNSKA Antonina (UKR)	0	*0	2	*4	5	*7	8	*8	8	*9	11
	LEE Kunwoo (KOR)	0	2	*2	2	*3	3	*4	6	*8	9	9

Note:

The "Greatest deficit overcome" only applies when the player ends up winning the game.

Legend:

No. Number * Server



Match Results

Resultados da partida

GREBE Stephanie (GER) 3-1 MARSZAL Katarzyna (POL)

Game Summary		Match	Game 1	Game 2	Game 3	Game 4	Game 5
GREBE Stephanie	GER	3	11	4	11	11	
MARSZAL Katarzyna	POL	1	8	11	9	9	
Duration:		26min	6min	4min	6min	6min	

Match No.: 7 Table: 2

Umpires: LU Hong (CHN) LARROZA Andres (PAR)

Player Statistics	GREBE Stephanie (GER)					Match	MARSZAL Katarzyna (POL)					Match
	Game						Game					
	1	2	3	4	5		1	2	3	4	5	
Points won	11	4	11	11		37	8	11	9	9		37
Biggest lead	3	-	3	2		3	3	7	-	5		7
Points won on own serve	5	2	5	5		17	3	6	5	4		18
Points lost on own serve	5	5	4	5		19	6	2	5	6		19
Most consecutive points won	3	1	3	7		7	4	4	3	4		4
Greatest deficit overcome	3	-	-	5		5	-	-	-	-		-
Handedness/Grip	Right/						Right/					

Game/Match Statistics	Game					Match
	1	2	3	4	5	
Longest rally (strokes)	7	10	14	13		14
Average rally	5	4	5	6		5

Game Progress

1	GREBE Stephanie (GER)	*0	1	*2	2	*3	5	*6	7	*9	10	11
	MARSZAL Katarzyna (POL)	0	*1	2	*4	5	*5	6	*7	7	*8	8
2	GREBE Stephanie (GER)	0	*0	1	*2	2	*2	3	*4	4		
	MARSZAL Katarzyna (POL)	*0	2	*3	4	*6	8	*9	10	11		
3	GREBE Stephanie (GER)	0	2	*3	4	*5	5	*7	8	*8	10	11
	MARSZAL Katarzyna (POL)	0	*0	1	*2	3	*5	5	*6	8	*8	9
4	GREBE Stephanie (GER)	0	*0	0	*1	2	*4	4	*5	7	*9	11
	MARSZAL Katarzyna (POL)	*0	2	*4	5	*6	6	*8	9	*9	9	9

Note:

The "Greatest deficit overcome" only applies when the player ends up winning the game.

Legend:

No. Number * Server



Match Results

Resultados da partida

PAOVIC Sandra (CRO) 3-1 LYTOVCHENKO Maryna (UKR)

Game Summary		Match	Game 1	Game 2	Game 3	Game 4	Game 5
PAOVIC Sandra	CRO	3	11	11	10	11	
LYTOVCHENKO Maryna	UKR	1	6	8	12	9	
Duration:		34min	6min	7min	8min	7min	

Match No.: 13 Table: 2

Umpires: RIVERO Ernesto (VEN) TSE Mei Lan (HKG)

Player Statistics	PAOVIC Sandra (CRO)					Match	LYTOVCHENKO Maryna (UKR)					Match
	Game						Game					
	1	2	3	4	5		1	2	3	4	5	
Points won	11	11	10	11		43	6	8	12	9		35
Biggest lead	5	3	4	2		5	1	2	2	2		2
Points won on own serve	6	5	5	7		23	4	3	5	6		18
Points lost on own serve	2	5	6	3		16	5	6	5	4		20
Most consecutive points won	4	4	4	4		4	2	2	4	3		4
Greatest deficit overcome	1	2	-	2		2	-	-	4	-		4
Handedness/Grip	Right/						Left/					

Game/Match Statistics	Game					Match
	1	2	3	4	5	
Longest rally (strokes)	10	12	15	16		16
Average rally	5	5	6	5		5

Game Progress

1	PAOVIC Sandra (CRO)	0	*1	2	*3	5	*6	7	*8	10	11			
	LYTOVCHENKO Maryna (UKR)	*0	1	*2	3	*3	4	*5	6	*6	6			
2	PAOVIC Sandra (CRO)	*0	1	*2	3	*4	4	*6	7	*8	10	11		
	LYTOVCHENKO Maryna (UKR)	0	*1	2	*3	4	*6	6	*7	8	*8	8		
3	PAOVIC Sandra (CRO)	0	*1	2	*4	5	*6	8	*9	9	*9	10	*10	10
	LYTOVCHENKO Maryna (UKR)	0	1	*2	2	*3	4	*4	5	*7	9	*10	11	12
4	PAOVIC Sandra (CRO)	*0	0	*1	3	*4	6	*6	7	*7	9	11		
	LYTOVCHENKO Maryna (UKR)	0	*2	3	*3	4	*4	6	*7	9	*9	9		

Note:

The "Greatest deficit overcome" only applies when the player ends up winning the game.

Legend:

No. Number * Server



Match Results

Resultados da partida

GREBE Stephanie (GER) 3-2 KHODZYNSKA Antonina (UKR)

Game Summary		Match	Game 1	Game 2	Game 3	Game 4	Game 5
GREBE Stephanie	GER	3	11	9	11	4	11
KHODZYNSKA Antonina	UKR	2	8	11	8	11	9
Duration:		37min	6min	6min	7min	5min	7min

Match No.: 14 Table: 4

Umpires: LARROZA Andres (PAR) LU Hong (CHN)

Player Statistics	GREBE Stephanie (GER)						KHODZYNSKA Antonina (UKR)					
	Game					Match	Game					Match
	1	2	3	4	5		1	2	3	4	5	
Points won	11	9	11	4	11	46	8	11	8	11	9	47
Biggest lead	3	3	3	-	2	3	1	2	1	7	3	7
Points won on own serve	5	6	5	1	6	23	4	7	3	4	5	23
Points lost on own serve	4	4	4	7	4	23	6	3	6	3	5	23
Most consecutive points won	4	4	3	1	3	4	3	3	2	3	3	3
Greatest deficit overcome	1	-	1	-	3	3	-	3	-	-	-	3
Handedness/Grip	Right/						Right/					

Game/Match Statistics	Game					Match
	1	2	3	4	5	
Longest rally (strokes)	12	11	23	16	20	23
Average rally	6	6	7	7	7	7

Game Progress

1	GREBE Stephanie (GER)	0	*1	3	*4	4	*5	6	*7	8	*10	11
	KHODZYNSKA Antonina (UKR)	*0	1	*1	2	*4	5	*6	7	*8	8	8
2	GREBE Stephanie (GER)	*0	1	*3	4	*4	6	*6	7	*8	9	9
	KHODZYNSKA Antonina (UKR)	0	*1	1	*2	4	*4	6	*7	8	*9	11
3	GREBE Stephanie (GER)	0	*1	3	*4	4	*5	6	*8	9	*10	11
	KHODZYNSKA Antonina (UKR)	0	1	*1	2	*4	5	*6	6	*7	8	8
4	GREBE Stephanie (GER)	*0	0	*1	1	*2	2	*3	4	4		
	KHODZYNSKA Antonina (UKR)	0	*2	3	*5	6	*8	9	*10	11		
5	GREBE Stephanie (GER)	0	*0	1	*3	4	*5	6	*7	8	*9	11
	KHODZYNSKA Antonina (UKR)	*0	2	*3	3	*4	5	*6	7	*8	9	9

Note:

The "Greatest deficit overcome" only applies when the player ends up winning the game.

Legend:

No. Number * Server



Match Results

Resultados da partida

LYTOVCHENKO Maryna (UKR) 3-2 KHODZYNSKA Antonina (UKR)

Game Summary		Match	Game 1	Game 2	Game 3	Game 4	Game 5
LYTOVCHENKO Maryna	UKR	3	11	6	11	7	11
KHODZYNSKA Antonina	UKR	2	9	11	7	11	7
Duration:		31min	7min	6min	6min	5min	6min

Match No.: 15 Table: 4

Umpires: RAGAB Elsayed (EGY) DUBEY Atul (IND)

Player Statistics	LYTOVCHENKO Maryna (UKR)						KHODZYNSKA Antonina (UKR)					
	Game					Match	Game					Match
	1	2	3	4	5		1	2	3	4	5	
Points won	11	6	11	7	11	46	9	11	7	11	7	45
Biggest lead	4	2	4	2	4	4	-	5	-	4	1	5
Points won on own serve	7	3	8	4	8	30	6	6	5	7	5	29
Points lost on own serve	3	5	2	4	2	16	4	3	3	3	3	16
Most consecutive points won	3	2	4	4	3	4	3	3	4	5	2	5
Greatest deficit overcome	-	-	-	-	1	1	-	2	-	2	-	2
Handedness/Grip	Left/						Right/					

Game/Match Statistics	Game					Match
	1	2	3	4	5	
Longest rally (strokes)	18	21	10	10	13	21
Average rally	7	9	5	5	5	6

Game Progress

1	LYTOVCHENKO Maryna (UKR)	*0	2	*2	4	*5	7	*7	8	*9	9	11
	KHODZYNSKA Antonina (UKR)	0	*0	2	*2	3	*3	5	*6	7	*9	9
2	LYTOVCHENKO Maryna (UKR)	0	*2	2	*3	4	*4	5	*5	6		6
	KHODZYNSKA Antonina (UKR)	*0	0	*2	3	*4	6	*7	9	*10		11
3	LYTOVCHENKO Maryna (UKR)	*0	2	*2	4	*6	6	*6	8	*9		11
	KHODZYNSKA Antonina (UKR)	0	*0	2	*2	2	*4	6	*6	7		7
4	LYTOVCHENKO Maryna (UKR)	0	*0	2	*4	5	*5	5	*6	7		7
	KHODZYNSKA Antonina (UKR)	*0	2	*2	2	*3	5	*7	8	*9		11
5	LYTOVCHENKO Maryna (UKR)	*0	1	*2	4	*4	6	*7	8	*9		11
	KHODZYNSKA Antonina (UKR)	0	*1	2	*2	4	*4	5	*6	7		7

Note:

The "Greatest deficit overcome" only applies when the player ends up winning the game.

Legend:

No.	Number	*	Server
-----	--------	---	--------



Match Results

Resultados da partida

PAOVIC Sandra (CRO) 3-0 GREBE Stephanie (GER)

Game Summary		Match	Game 1	Game 2	Game 3	Game 4	Game 5
PAOVIC Sandra	CRO	3	11	11	11		
GREBE Stephanie	GER	0	2	7	4		
Duration:		20min	5min	7min	5min		

Match No.: 16 Table: 2

Umpires: BOUDJEHEM Abdellah (ALG) RIVERO Ernesto (VEN)

Player Statistics	PAOVIC Sandra (CRO)					Match	GREBE Stephanie (GER)					Match
	Game						Game					
	1	2	3	4	5		1	2	3	4	5	
Points won	11	11	11			33	2	7	4			13
Biggest lead	9	4	7			9	-	2	1			2
Points won on own serve	5	6	6			17	1	3	3			7
Points lost on own serve	1	4	1			6	6	5	5			16
Most consecutive points won	8	5	4			8	1	4	1			4
Greatest deficit overcome	-	2	1			2	-	-	-			-
Handedness/Grip	Right/						Right/					

Game/Match Statistics	Game					Match
	1	2	3	4	5	
Longest rally (strokes)	8	7	6			8
Average rally	4	3	4			3

Game Progress

1	PAOVIC Sandra (CRO)	0	*2	3	*4	6	*8	10	11		
	GREBE Stephanie (GER)	*0	0	*1	2	*2	2	*2	2		
2	PAOVIC Sandra (CRO)	*0	2	*2	2	*3	5	*7	8	*10	11
	GREBE Stephanie (GER)	0	*0	2	*4	5	*5	5	*6	6	7
3	PAOVIC Sandra (CRO)	0	*1	3	*4	6	*7	8	*10	11	
	GREBE Stephanie (GER)	*0	1	*1	2	*2	3	*4	4	4	

Note:

The "Greatest deficit overcome" only applies when the player ends up winning the game.

Legend:

No. Number * Server



Player Statistics

Estatísticas dos atletas

As of TUE 13 SEP 2016

Players	NPC	Matches				Games				Match Duration					
		Played	Won	Lost	%Won	Played	Won	Lost	%Won	All	Average				
BARNEOUD Anne Left Cl7	FRA	3	1	2	33%	10	4	6	40%	1h19min	26min				
		Points Won				Points Lost									
		Total	Own Serve:		51	Most Consecutive:		5	Total	Own Serve:		47	Most Consecutive:		7
		96	Opp. Serve:		45	GDO:		5	101	Opp. Serve:		54	GLL:		3
CHAN Stephanie Right Cl7	CAN	Matches				Games				Match Duration					
		Played	Won	Lost	%Won	Played	Won	Lost	%Won	All	Average				
		5	1	4	20%	20	8	12	40%	2h13min	27min				
		Points Won				Points Lost									
Total	Own Serve:		90	Most Consecutive:		6	Total	Own Serve:		98	Most Consecutive:		9		
163	Opp. Serve:		73	GDO:		4	207	Opp. Serve:		109	GLL:		4		
KIM Seong-Ok Cl7	KOR	Matches				Games				Match Duration					
		Played	Won	Lost	%Won	Played	Won	Lost	%Won	All	Average				
		5	4	1	80%	20	13	7	65%	2h24min	29min				
		Points Won				Points Lost									
Total	Own Serve:		112	Most Consecutive:		9	Total	Own Serve:		67	Most Consecutive:		5		
203	Opp. Serve:		91	GDO:		4	157	Opp. Serve:		90	GLL:		3		
KORKUT Kubra Left Cl7	TUR	Matches				Games				Match Duration					
		Played	Won	Lost	%Won	Played	Won	Lost	%Won	All	Average				
		5	3	2	60%	17	10	7	59%	1h52min	22min				
		Points Won				Points Lost									
Total	Own Serve:		86	Most Consecutive:		10	Total	Own Serve:		63	Most Consecutive:		7		
167	Opp. Serve:		81	GDO:		3	131	Opp. Serve:		68	GLL:		3		
MAHMOUD Faiza Right Cl7	EGY	Matches				Games				Match Duration					
		Played	Won	Lost	%Won	Played	Won	Lost	%Won	All	Average				
		3	0	3	0%	9	0	9	0%	47min	16min				
		Points Won				Points Lost									
Total	Own Serve:		29	Most Consecutive:		4	Total	Own Serve:		48	Most Consecutive:		6		
58	Opp. Serve:		29	GDO:		0	99	Opp. Serve:		51	GLL:		3		
MUNOZ Giselle Left Cl7	ARG	Matches				Games				Match Duration					
		Played	Won	Lost	%Won	Played	Won	Lost	%Won	All	Average				
		3	1	2	33%	10	4	6	40%	1h1min	20min				
		Points Won				Points Lost									
Total	Own Serve:		43	Most Consecutive:		4	Total	Own Serve:		47	Most Consecutive:		8		
79	Opp. Serve:		36	GDO:		3	100	Opp. Serve:		53	GLL:		3		
van ZON Kelly Right Cl7	NED	Matches				Games				Match Duration					
		Played	Won	Lost	%Won	Played	Won	Lost	%Won	All	Average				
		5	5	0	100%	17	15	2	88%	1h45min	21min				
		Points Won				Points Lost									
Total	Own Serve:		93	Most Consecutive:		8	Total	Own Serve:		63	Most Consecutive:		10		
178	Opp. Serve:		85	GDO:		3	130	Opp. Serve:		67	GLL:		0		



Player Statistics
Estatísticas dos atletas

As of TUE 13 SEP 2016

Players	NPC	Matches				Games				Match Duration	
		Played	Won	Lost	%Won	Played	Won	Lost	%Won	All	Average
WANG Rui	CHN	3	1	2	33%	11	3	8	27%	1h15min	25min
Right		Points Won				Points Lost					
CI7		Total	Own Serve:	49	Most Consecutive:	5	Total	Own Serve:	51	Most Consecutive:	6
		93	Opp. Serve:	44	GDO:	4	112	Opp. Serve:	61	GLL:	5

Note:
The "Greatest deficit overcome" only applies when the player ends up winning the game and "Greatest lead lost" only when losing.

Legend:
GDO Greatest deficit overcome **GLL** Greatest lead lost **Opp.** Opponent's



Tournament Statistics

Estatísticas do torneio

As of TUE 13 SEP 2016

Statistics	Preliminaries	Semifinals	Finals	Total
Matches				
Total	6	2	2	10
Game Margin: 3:0	2 33%		1 50%	3 30%
3:1	2 33%	1 50%		3 30%
3:2	2 33%	1 50%	1 50%	4 40%
Invalid Results Mark				
Duration: Total	2h52min	1h11min	51min	4h54min
Longest	47min	37min	31min	47min
Shortest	17min	34min	20min	17min
Average	29min	36min	26min	29min
Games				
Total	24	9	8	41
Point Margin: 11				
10	1 4%			1 2%
9			1 13%	1 2%
8				
7	5 21%	1 11%	1 13%	7 17%
6				
5	2 8%	1 11%	1 13%	4 10%
4	3 13%		4 50%	7 17%
3	6 25%	3 33%		9 22%
2	7 29%	4 44%	1 13%	12 29%
Invalid Results Mark				
Duration: Total	2h16min	59min	47min	4h2min
Longest	9min	8min	7min	9min
Shortest	3min	5min	5min	3min
Average	6min	7min	6min	6min
Points				
Total	443	171	137	751
Per game	18.46	19.00	17.13	18.32
Most consecutive won	10	4	8	10
Greatest deficit overcome	7	4	2	7
Longest rally	26	23	21	26
Average rally	5	6	5	5

Note:

The "Greatest deficit overcome" only applies when the player ends up winning the game.



Entry List by Event

As of MON 5 SEP 2016

NPC	Name	Date of Birth	How Qualified	World Ranking
ARG - Argentina	MUNOZ Giselle	11 SEP 1984		
CAN - Canada	CHAN Stephanie	30 JUL 1957		10
CHN - People's Republic of China	WANG Rui	29 AUG 1993		7
EGY - Egypt	MAHMOUD Faiza	9 MAY 1976		11
FRA - France	BARNEOUD Anne	31 OCT 1983		9
KOR - Republic of Korea	KIM Seong-Ok	27 MAR 1967		2
NED - Netherlands	van ZON Kelly	15 SEP 1987	CQ	1
TUR - Turkey	KORKUT Kubra	20 JAN 1994		3

Note:

All changes are available in INFO.
(nnn) in 'How Qualified' represents the player's singles world ranking as of September 2016.

Legend:

CQ Continental Qualification



Draw
Sorteio

GROUP A

Rk	Name	NPC	NED	TUR	ARG	EGY	Match Points
1	van ZON Kelly	NED		3:1 (12:10, 11:7, 5:11, 12:10)	3:1 (11:8, 11:4, 9:11, 11:6)	3:0 (11:8, 11:6, 11:9)	6
2	KORKUT Kubra	TUR	1:3 (10:12, 7:11, 11:5, 10:12)		3:0 (11:4, 13:11, 11:2)	3:0 (11:3, 11:4, 11:4)	5
3	MUNOZ Giselle	ARG	1:3 (8:11, 4:11, 11:9, 6:11)	0:3 (4:11, 11:13, 2:11)		3:0 (11:7, 12:10, 11:7)	4
4	MAHMOUD Faiza	EGY	0:3 (8:11, 6:11, 9:11)	0:3 (3:11, 4:11, 4:11)	0:3 (7:11, 10:12, 7:11)		3

GROUP B

Rk	Name	NPC	KOR	CAN	FRA	CHN	Match Points
1	KIM Seong-Ok	KOR		3:2 (9:11, 11:4, 11:1, 10:12, 11:3)	3:1 (7:11, 11:4, 11:7, 13:11)	3:0 (11:7, 11:5, 11:7)	6
2	CHAN Stephanie	CAN	2:3 (11:9, 4:11, 1:11, 12:10, 3:11)		3:0 (11:8, 13:11, 11:9)	2:3 (11:9, 11:9, 5:11, 7:11, 9:11)	4
3	BARNEOUD Anne	FRA	1:3 (11:7, 4:11, 7:11, 11:13)	0:3 (8:11, 11:13, 9:11)		3:0 (11:6, 11:7, 14:12)	4
4	WANG Rui	CHN	0:3 (7:11, 5:11, 7:11)	3:2 (9:11, 9:11, 11:5, 11:7, 11:9)	0:3 (6:11, 7:11, 12:14)		4

Qualification rule:

First and Second from each group will qualify for the Semifinals.

Legend:

Rk Rank



Draw

Sorteio

QUALIFIED FROM GROUPS				
Group	Rk	Name	NPC	Match Points
A	1	van ZON Kelly	NED	6
B	1	KIM Seong-Ok	KOR	6
A	2	KORKUT Kubra	TUR	5
B	2	CHAN Stephanie	CAN	4

Semifinals	NPC Code	Finals	
van ZON Kelly	NED		
CHAN Stephanie	CAN	<p>van ZON Kelly 3-0 (11:7, 12:10, 11:1)</p>	GOLD
KORKUT Kubra	TUR		
KIM Seong-Ok	KOR	<p>KORKUT Kubra 3-1 (11:9, 6:11, 11:5, 11:7)</p>	SILVER
		<p>van ZON Kelly 3-0 (11:9, 11:9, 11:5)</p>	NED
		<p>CHAN Stephanie</p>	BRONZE
		<p>KIM Seong-Ok 3-1 (12:14, 11:7, 11:7, 11:8)</p>	KOR
		<p>KORKUT Kubra</p>	TUR



Match Results

Resultados da partida

van ZON Kelly (NED) 3-1 MUNOZ Giselle (ARG)

Game Summary		Match	Game 1	Game 2	Game 3	Game 4	Game 5
van ZON Kelly	NED	3	11	11	9	11	
MUNOZ Giselle	ARG	1	8	4	11	6	
Duration:		24min	5min	4min	6min	5min	

Match No.: 1 Table: 4

Umpires: CRUZ Lara (BRA) LU Hong (CHN)

Player Statistics	van ZON Kelly (NED)					Match	MUNOZ Giselle (ARG)					Match
	Game						Game					
	1	2	3	4	5		1	2	3	4	5	
Points won	11	11	9	11		42	8	4	11	6		29
Biggest lead	3	7	-	5		7	3	-	5	-		5
Points won on own serve	6	6	5	6		23	5	2	5	3		15
Points lost on own serve	3	2	5	3		13	5	5	4	5		19
Most consecutive points won	4	6	3	4		6	3	1	4	3		4
Greatest deficit overcome	3	-	-	-		3	-	-	-	-		-
Handedness/Grip	Right/						Left/					

Game/Match Statistics	Game					Match
	1	2	3	4	5	
Longest rally (strokes)	6	5	5	7		7
Average rally	3	3	3	3		3

Game Progress

1	van ZON Kelly (NED)	0	*0	1	*3	4	*5	6	*7	9	*10	11
	MUNOZ Giselle (ARG)	*0	2	*3	3	*4	5	*6	7	*7	8	8
2	van ZON Kelly (NED)	*0	2	*3	4	*5	7	*9	10	11		
	MUNOZ Giselle (ARG)	0	*0	1	*2	3	*3	3	*4	4		
3	van ZON Kelly (NED)	0	*0	0	*1	2	*3	5	*6	7	*8	9
	MUNOZ Giselle (ARG)	0	2	*4	5	*6	7	*7	8	*9	10	11
4	van ZON Kelly (NED)	*0	2	*4	4	*5	7	*8	9	*10	11	
	MUNOZ Giselle (ARG)	0	*0	0	*2	3	*3	4	*5	6	6	

Note:

The "Greatest deficit overcome" only applies when the player ends up winning the game.

Legend:

No. Number * Server



Match Results

Resultados da partida

KIM Seong-Ok (KOR) 3-1 BARNEOUD Anne (FRA)

Game Summary		Match	Game 1	Game 2	Game 3	Game 4	Game 5
KIM Seong-Ok	KOR	3	7	11	11	13	
BARNEOUD Anne	FRA	1	11	4	7	11	
Duration:		33min	7min	5min	7min	8min	

Match No.: 3 Table: 8

Umpires: MANCINI Marco (BRA) RAGAB Elsayed (EGY)

Player Statistics	KIM Seong-Ok (KOR)					Match	BARNEOUD Anne (FRA)					Match
	Game						Game					
	1	2	3	4	5		1	2	3	4	5	
Points won	7	11	11	13		42	11	4	7	11		33
Biggest lead	3	8	4	4		8	4	-	3	1		4
Points won on own serve	4	7	6	7		24	7	3	4	6		20
Points lost on own serve	4	1	2	5		12	3	4	5	6		18
Most consecutive points won	3	7	5	4		7	5	3	3	4		5
Greatest deficit overcome	-	-	3	1		3	3	-	-	-		3
Handedness/Grip	/						Left/					

Game/Match Statistics	Game					Match
	1	2	3	4	5	
Longest rally (strokes)	14	10	12	11		14
Average rally	5	3	5	4		4

Game Progress

1	KIM Seong-Ok (KOR)	0	*1	3	*4	5	*6	6	*6	7	7					
	BARNEOUD Anne (FRA)	*0	1	*1	2	*3	4	*6	8	*9	11					
2	KIM Seong-Ok (KOR)	*0	2	*4	6	*7	9	*9	10	11						
	BARNEOUD Anne (FRA)	0	*0	0	*0	1	*1	3	*4	4						
3	KIM Seong-Ok (KOR)	0	*0	1	*3	4	*4	6	*7	9	11					
	BARNEOUD Anne (FRA)	0	2	*3	3	*4	6	*6	7	*7	7					
4	KIM Seong-Ok (KOR)	*0	1	*2	4	*4	6	*8	9	*9	9	*10	10	*11	12	13
	BARNEOUD Anne (FRA)	0	*1	2	*2	4	*4	4	*5	7	*9	10	*11	11	*11	11

Note:

The "Greatest deficit overcome" only applies when the player ends up winning the game.

Legend:

No. Number * Server



Match Results

Resultados da partida

KORKUT Kubra (TUR) 3-0 MAHMOUD Faiza (EGY)

Game Summary		Match	Game 1	Game 2	Game 3	Game 4	Game 5
KORKUT Kubra	TUR	3	11	11	11		
MAHMOUD Faiza	EGY	0	3	4	4		
Duration:		13min	3min	4min	4min		

Match No.: 2 Table: 6

Umpires: VILANOVA Flavia (BRA) ARINYE Cecilia Dora (NGR)

Player Statistics	KORKUT Kubra (TUR)					Match	MAHMOUD Faiza (EGY)					Match
	Game						Game					
	1	2	3	4	5		1	2	3	4	5	
Points won	11	11	11			33	3	4	4			11
Biggest lead	8	7	7			8	-	-	1			1
Points won on own serve	4	5	6			15	1	1	3			5
Points lost on own serve	2	3	1			6	7	6	5			18
Most consecutive points won	5	4	6			6	1	1	2			2
Greatest deficit overcome	-	-	1			1	-	-	-			-
Handedness/Grip	Left/						Right/					

Game/Match Statistics	Game					Match
	1	2	3	4	5	
Longest rally (strokes)	8	9	8			9
Average rally	3	5	4			4

Game Progress

1	KORKUT Kubra (TUR)	0	*2	3	*5	7	*8	9	11
	MAHMOUD Faiza (EGY)	*0	0	*1	1	*1	2	*3	3
2	KORKUT Kubra (TUR)	*0	2	*4	5	*6	7	*9	11
	MAHMOUD Faiza (EGY)	0	*0	0	*1	2	*3	3	4
3	KORKUT Kubra (TUR)	0	*1	3	*5	6	*7	9	11
	MAHMOUD Faiza (EGY)	*0	1	*1	1	*2	3	*3	4

Note:

The "Greatest deficit overcome" only applies when the player ends up winning the game.

Legend:

No. Number * Server



Match Results

Resultados da partida

WANG Rui (CHN) 3-2 CHAN Stephanie (CAN)

Game Summary		Match	Game 1	Game 2	Game 3	Game 4	Game 5
WANG Rui	CHN	3	9	9	11	11	11
CHAN Stephanie	CAN	2	11	11	5	7	9
Duration:		33min	5min	5min	5min	5min	7min

Match No.: 4 Table: 2

Umpires: da SILVA Ivam (BRA) ZAPATA Carlos (ESP)

Player Statistics	WANG Rui (CHN)						CHAN Stephanie (CAN)					
	Game					Match	Game					Match
	1	2	3	4	5		1	2	3	4	5	
Points won	9	9	11	11	11	51	11	11	5	7	9	43
Biggest lead	-	4	6	4	3	6	3	2	-	4	2	4
Points won on own serve	4	4	7	5	7	27	5	5	5	4	6	25
Points lost on own serve	6	6	0	3	3	18	5	5	3	6	4	23
Most consecutive points won	3	5	3	5	4	5	3	4	2	4	3	4
Greatest deficit overcome	-	-	-	4	2	4	-	4	-	-	-	4
Handedness/Grip	Right/						Right/					

Game/Match Statistics	Game					Match
	1	2	3	4	5	
Longest rally (strokes)	9	12	9	12	16	16
Average rally	5	5	6	6	7	6

Game Progress

1	WANG Rui (CHN)	*0	0	*2	3	*4	4	*5	6	*7	9	9
	CHAN Stephanie (CAN)	0	*2	2	*3	4	*6	7	*8	9	*9	11
2	WANG Rui (CHN)	0	*1	3	*5	5	*6	7	*8	8	*8	9
	CHAN Stephanie (CAN)	*0	1	*1	1	*3	4	*5	6	*8	10	11
3	WANG Rui (CHN)	0	2	*2	4	*5	7	*8	10	11		
	CHAN Stephanie (CAN)	0	*0	2	*2	3	*3	4	*4	5		
4	WANG Rui (CHN)	0	*0	0	*1	3	*5	6	*8	10	11	
	CHAN Stephanie (CAN)	*0	2	*4	5	*5	5	*6	6	*6	7	
5	WANG Rui (CHN)	*0	2	*3	4	*5	6	*6	7	*7	9	11
	CHAN Stephanie (CAN)	0	*0	1	*2	3	*4	6	*7	9	*9	9

Note:

The "Greatest deficit overcome" only applies when the player ends up winning the game.

Legend:

No. Number * Server



Match Results

Resultados da partida

MUNOZ Giselle (ARG) 3-0 MAHMOUD Faiza (EGY)

Game Summary		Match	Game 1	Game 2	Game 3	Game 4	Game 5
MUNOZ Giselle	ARG	3	11	12	11		
MAHMOUD Faiza	EGY	0	7	10	7		
Duration:		18min	4min	6min	5min		

Match No.: 5 Table: 4

Umpires: BARROS Mario Paz (BRA) BOUDJEHEM Abdellah (ALG)

Player Statistics	MUNOZ Giselle (ARG)					Match	MAHMOUD Faiza (EGY)					Match
	Game						Game					
	1	2	3	4	5		1	2	3	4	5	
Points won	11	12	11			34	7	10	7			24
Biggest lead	5	2	4			5	-	3	2			3
Points won on own serve	8	6	6			20	5	5	3			13
Points lost on own serve	2	5	4			11	3	6	5			14
Most consecutive points won	3	2	3			3	4	3	3			4
Greatest deficit overcome	-	3	2			3	-	-	-			-
Handedness/Grip	Left/						Right/					

Game/Match Statistics	Game					Match
	1	2	3	4	5	
Longest rally (strokes)	10	14	10			14
Average rally	3	4	4			4

Game Progress

1	MUNOZ Giselle (ARG)	*0	2	*3	5	*6	7	*7	8	*9	11			
	MAHMOUD Faiza (EGY)	0	*0	1	*1	2	*3	5	*6	7	7			
2	MUNOZ Giselle (ARG)	0	*1	1	*2	3	*4	5	*6	8	*9	10	*11	12
	MAHMOUD Faiza (EGY)	*0	1	*3	4	*5	6	*7	8	*8	9	*10	10	10
3	MUNOZ Giselle (ARG)	*0	1	*1	3	*4	5	*7	8	*10	11			
	MAHMOUD Faiza (EGY)	0	*1	3	*3	4	*5	5	*6	6	7			

Note:

The "Greatest deficit overcome" only applies when the player ends up winning the game.

Legend:

No. Number * Server



Match Results

Resultados da partida

CHAN Stephanie (CAN) 3-0 BARNEOUD Anne (FRA)

Game Summary		Match	Game 1	Game 2	Game 3	Game 4	Game 5
CHAN Stephanie	CAN	3	11	13	11		
BARNEOUD Anne	FRA	0	8	11	9		
Duration:		23min	6min	7min	7min		

Match No.: 7 Table: 6

Umpires: CRUZ Lara (BRA) LU Hong (CHN)

Player Statistics	CHAN Stephanie (CAN)					Match	BARNEOUD Anne (FRA)					Match
	Game						Game					
	1	2	3	4	5		1	2	3	4	5	
Points won	11	13	11			35	8	11	9			28
Biggest lead	3	3	4			4	2	1	2			2
Points won on own serve	5	6	5			16	3	5	4			12
Points lost on own serve	5	6	5			16	6	7	6			19
Most consecutive points won	3	3	6			6	2	4	3			4
Greatest deficit overcome	2	1	2			2	-	-	-			-
Handedness/Grip	Right/						Left/					

Game/Match Statistics	Game					Match
	1	2	3	4	5	
Longest rally (strokes)	10	11	7			11
Average rally	4	5	2			4

Game Progress

1	CHAN Stephanie (CAN)	*0	0	*1	2	*4	5	*6	7	*8	10	11				
	BARNEOUD Anne (FRA)	0	*2	3	*4	4	*5	6	*7	8	*8	8				
2	CHAN Stephanie (CAN)	0	*2	3	*3	4	*5	6	*7	8	*9	10	*11	11	*12	13
	BARNEOUD Anne (FRA)	*0	0	*1	3	*4	5	*6	7	*8	9	*10	10	*11	11	11
3	CHAN Stephanie (CAN)	*0	0	*1	3	*5	7	*7	8	*10	10	11				
	BARNEOUD Anne (FRA)	0	*2	3	*3	3	*3	5	*6	6	*8	9				

Note:

The "Greatest deficit overcome" only applies when the player ends up winning the game.

Legend:

No. Number * Server



Match Results

Resultados da partida

van ZON Kelly (NED) 3-1 KORKUT Kubra (TUR)

Game Summary		Match	Game 1	Game 2	Game 3	Game 4	Game 5
van ZON Kelly	NED	3	12	11	5	12	
KORKUT Kubra	TUR	1	10	7	11	10	
Duration:		30min	7min	6min	5min	8min	

Match No.: 6 Table: 2

Umpires: MANCINI Marco (BRA) RAGAB Elsayed (EGY)

Player Statistics	van ZON Kelly (NED)					Match	KORKUT Kubra (TUR)					Match
	Game						Game					
	1	2	3	4	5		1	2	3	4	5	
Points won	12	11	5	12		40	10	7	11	10		38
Biggest lead	3	4	-	2		4	3	3	10	2		10
Points won on own serve	6	5	3	4		18	5	2	6	4		17
Points lost on own serve	5	5	5	6		21	6	6	2	7		21
Most consecutive points won	6	7	5	3		7	6	2	10	2		10
Greatest deficit overcome	3	3	-	2		3	-	-	-	-		-
Handedness/Grip	Right/						Left/					

Game/Match Statistics	Game					Match
	1	2	3	4	5	
Longest rally (strokes)	13	9	8	9		13
Average rally	5	4	4	5		4

Game Progress

1	van ZON Kelly (NED)	0	*0	1	*3	5	*6	6	*6	7	*9	10	*11	12
	KORKUT Kubra (TUR)	*0	2	*3	3	*3	4	*6	8	*9	9	*10	10	10
2	van ZON Kelly (NED)	*0	0	*1	2	*4	6	*8	9	*10	11			
	KORKUT Kubra (TUR)	0	*2	3	*4	4	*4	4	*5	6	7			
3	van ZON Kelly (NED)	0	*0	0	*0	0	*0	2	*4	5				
	KORKUT Kubra (TUR)	*0	2	*4	6	*8	10	*10	10	11				
4	van ZON Kelly (NED)	0	1	*2	3	*4	4	*6	7	*8	9	*10	11	12
	KORKUT Kubra (TUR)	0	*1	2	*3	4	*6	6	*7	8	*9	10	*10	10

Note:

The "Greatest deficit overcome" only applies when the player ends up winning the game.

Legend:

No. Number * Server



Match Results

Resultados da partida

KIM Seong-Ok (KOR) 3-0 WANG Rui (CHN)

Game Summary		Match	Game 1	Game 2	Game 3	Game 4	Game 5
KIM Seong-Ok	KOR	3	11	11	11		
WANG Rui	CHN	0	7	5	7		
Duration:		19min	5min	5min	6min		

Match No.: 8 Table: 8

Umpires: VILANOVA Flavia (BRA) ARINYE Cecilia Dora (NGR)

Player Statistics	KIM Seong-Ok (KOR)					Match	WANG Rui (CHN)					Match
	Game						Game					
	1	2	3	4	5		1	2	3	4	5	
Points won	11	11	11			33	7	5	7			19
Biggest lead	5	6	4			6	-	1	4			4
Points won on own serve	7	5	5			17	4	2	2			8
Points lost on own serve	3	3	5			11	4	6	6			16
Most consecutive points won	4	4	6			6	3	2	3			3
Greatest deficit overcome	-	1	4			4	-	-	-			-
Handedness/Grip	/						Right/					

Game/Match Statistics	Game					Match
	1	2	3	4	5	
Longest rally (strokes)	10	19	15			19
Average rally	5	7	5			5

Game Progress

1	KIM Seong-Ok (KOR)	*0	1	*3	5	*5	7	*8	8	*9	11
	WANG Rui (CHN)	0	*1	1	*1	3	*3	4	*6	7	7
2	KIM Seong-Ok (KOR)	0	*1	3	*4	4	*6	7	*9	11	
	WANG Rui (CHN)	*0	1	*1	2	*4	4	*5	5	5	
3	KIM Seong-Ok (KOR)	*0	0	*1	1	*3	4	*5	7	*9	11
	WANG Rui (CHN)	0	*2	3	*5	5	*6	7	*7	7	7

Note:

The "Greatest deficit overcome" only applies when the player ends up winning the game.

Legend:

No. Number * Server



Match Results

Resultados da partida

van ZON Kelly (NED) 3-0 MAHMOUD Faiza (EGY)

Game Summary		Match	Game 1	Game 2	Game 3	Game 4	Game 5
van ZON Kelly	NED	3	11	11	11		
MAHMOUD Faiza	EGY	0	8	6	9		
Duration:		16min	4min	4min	5min		

Match No.: 9 Table: 4

Umpires: ZAPATA Carlos (ESP) BAUR Helton Luis (BRA)

Player Statistics	van ZON Kelly (NED)					Match	MAHMOUD Faiza (EGY)					Match
	Game						Game					
	1	2	3	4	5		1	2	3	4	5	
Points won	11	11	11			33	8	6	9			23
Biggest lead	3	5	2			5	-	-	3			3
Points won on own serve	5	5	6			16	4	2	5			11
Points lost on own serve	4	4	4			12	6	6	4			16
Most consecutive points won	3	3	3			3	3	2	4			4
Greatest deficit overcome	-	-	3			3	-	-	-			-
Handedness/Grip	Right/						Right/					

Game/Match Statistics	Game					Match
	1	2	3	4	5	
Longest rally (strokes)	7	13	10			13
Average rally	3	4	4			4

Game Progress

1	van ZON Kelly (NED)	0	*2	3	*3	4	*5	6	*8	9	*10	11
	MAHMOUD Faiza (EGY)	*0	0	*1	3	*4	5	*6	6	*7	8	8
2	van ZON Kelly (NED)	*0	1	*3	4	*6	7	*8	9	*10	11	
	MAHMOUD Faiza (EGY)	0	*1	1	*2	2	*3	4	*5	6	6	
3	van ZON Kelly (NED)	0	*1	2	*3	3	*4	5	*6	8	*9	11
	MAHMOUD Faiza (EGY)	0	1	*2	3	*5	6	*7	8	*8	9	9

Note:

The "Greatest deficit overcome" only applies when the player ends up winning the game.

Legend:

No. Number * Server



Match Results

Resultados da partida

KIM Seong-Ok (KOR) 3-2 CHAN Stephanie (CAN)

Game Summary		Match	Game 1	Game 2	Game 3	Game 4	Game 5
KIM Seong-Ok	KOR	3	9	11	11	10	11
CHAN Stephanie	CAN	2	11	4	1	12	3
Duration:		30min	5min	4min	3min	7min	4min

Match No.: 11 Table: 8

Umpires: RIVERO Ernesto (VEN) TSE Mei Lan (HKG)

Player Statistics	KIM Seong-Ok (KOR)						CHAN Stephanie (CAN)					
	Game					Match	Game					Match
	1	2	3	4	5		1	2	3	4	5	
Points won	9	11	11	10	11	52	11	4	1	12	3	31
Biggest lead	2	7	10	1	8	10	3	-	-	2	-	3
Points won on own serve	5	5	4	6	8	28	6	2	0	7	3	18
Points lost on own serve	5	2	1	5	0	13	4	6	6	4	3	23
Most consecutive points won	3	6	9	3	3	9	5	2	1	2	1	5
Greatest deficit overcome	-	-	-	-	-	-	2	-	-	1	-	2
Handedness/Grip	/						Right/					

Game/Match Statistics	Game					Match
	1	2	3	4	5	
Longest rally (strokes)	5	11	7	18	11	18
Average rally	3	4	4	5	5	4

Game Progress

1	KIM Seong-Ok (KOR)	*0	1	*3	4	*4	4	*5	7	*8	9	9		
	CHAN Stephanie (CAN)	0	*1	1	*2	4	*6	7	*7	8	*9	11		
2	KIM Seong-Ok (KOR)	0	*1	3	*5	7	*8	8	*10	11				
	CHAN Stephanie (CAN)	*0	1	*1	1	*1	2	*4	4	4				
3	KIM Seong-Ok (KOR)	0	2	*4	6	*8	9	11						
	CHAN Stephanie (CAN)	0	*0	0	*0	0	*1	1						
4	KIM Seong-Ok (KOR)	0	*1	2	*2	4	*5	6	*7	8	*9	10	*10	10
	CHAN Stephanie (CAN)	*0	1	*2	4	*4	5	*6	7	*8	9	*10	11	12
5	KIM Seong-Ok (KOR)	*0	2	*3	5	*6	8	*9	11					
	CHAN Stephanie (CAN)	0	*0	1	*1	2	*2	3	3					

Note:

The "Greatest deficit overcome" only applies when the player ends up winning the game.

Legend:

No. Number * Server



Match Results

Resultados da partida

KORKUT Kubra (TUR) 3-0 MUNOZ Giselle (ARG)

Game Summary		Match	Game 1	Game 2	Game 3	Game 4	Game 5
KORKUT Kubra	TUR	3	11	13	11		
MUNOZ Giselle	ARG	0	4	11	2		
Duration:		19min	4min	7min	4min		

Match No.: 10 Table: 6

Umpires: CHUNG Li-Chuan (TPE) MATOS Ravi (BRA)

Player Statistics	KORKUT Kubra (TUR)					Match	MUNOZ Giselle (ARG)					Match
	Game						Game					
	1	2	3	4	5		1	2	3	4	5	
Points won	11	13	11			35	4	11	2			17
Biggest lead	7	2	9			9	-	2	-			2
Points won on own serve	7	6	4			17	3	5	0			8
Points lost on own serve	1	6	2			9	4	7	6			17
Most consecutive points won	3	4	8			8	1	4	1			4
Greatest deficit overcome	-	2	-			2	-	-	-			-
Handedness/Grip	Left/						Left/					

Game/Match Statistics	Game					Match
	1	2	3	4	5	
Longest rally (strokes)	15	13	8			15
Average rally	4	5	5			5

Game Progress

1	KORKUT Kubra (TUR)	*0	2	*3	4	*5	7	*8	10	11								
	MUNOZ Giselle (ARG)	0	*0	1	*2	3	*3	4	*4	4								
2	KORKUT Kubra (TUR)	0	*0	2	*4	4	*5	7	*7	7	*9	10	*11	11	*12	13		
	MUNOZ Giselle (ARG)	*0	2	*2	2	*4	5	*5	7	*9	9	*10	10	*11	11	11		
3	KORKUT Kubra (TUR)	0	1	*3	4	*6	8	*10	11									
	MUNOZ Giselle (ARG)	0	*1	1	*2	2	*2	2	2									

Note:

The "Greatest deficit overcome" only applies when the player ends up winning the game.

Legend:

No. Number * Server



Match Results

Resultados da partida

BARNEOUD Anne (FRA) 3-0 WANG Rui (CHN)

Game Summary		Match	Game 1	Game 2	Game 3	Game 4	Game 5
BARNEOUD Anne	FRA	3	11	11	14		
WANG Rui	CHN	0	6	7	12		
Duration:		23min	5min	6min	8min		

Match No.: 12 Table: 6

Umpires: VILANOVA Flavia (BRA) MONTES Marlos (BRA)

Player Statistics	BARNEOUD Anne (FRA)					Match	WANG Rui (CHN)					Match
	Game						Game					
	1	2	3	4	5		1	2	3	4	5	
Points won	11	11	14			36	6	7	12			25
Biggest lead	5	4	2			5	1	-	5			5
Points won on own serve	7	4	8			19	4	3	7			14
Points lost on own serve	2	4	4			10	4	7	6			17
Most consecutive points won	5	3	5			5	3	3	4			4
Greatest deficit overcome	1	-	5			5	-	-	-			-
Handedness/Grip	Left/						Right/					

Game/Match Statistics	Game					Match
	1	2	3	4	5	
Longest rally (strokes)	6	11	10			11
Average rally	3	4	5			4

Game Progress

1	BARNEOUD Anne (FRA)	*0	2	*2	3	*4	5	*6	8	*10	11							
	WANG Rui (CHN)	0	*0	2	*3	4	*5	6	*6	6	6							
2	BARNEOUD Anne (FRA)	0	*2	3	*4	6	*7	7	*8	9	11							
	WANG Rui (CHN)	*0	0	*1	2	*2	3	*5	6	*7	7							
3	BARNEOUD Anne (FRA)	0	0	*0	1	*2	3	*4	6	*8	9	*10	11	*11	12	*12	13	14
	WANG Rui (CHN)	0	*2	4	*5	6	*7	8	*8	8	*9	10	*10	11	*11	12	*12	12

Note:

The "Greatest deficit overcome" only applies when the player ends up winning the game.

Legend:

No. Number * Server



Match Results

Resultados da partida

van ZON Kelly (NED) 3-0 CHAN Stephanie (CAN)

Game Summary		Match	Game 1	Game 2	Game 3	Game 4	Game 5
van ZON Kelly	NED	3	11	12	11		
CHAN Stephanie	CAN	0	7	10	1		
Duration:		16min	5min	5min	3min		

Match No.: 13 Table: 6

Umpires: LU Hong (CHN) LARROZA Andres (PAR)

Player Statistics	van ZON Kelly (NED)					Match	CHAN Stephanie (CAN)					Match
	Game						Game					
	1	2	3	4	5		1	2	3	4	5	
Points won	11	12	11			34	7	10	1			18
Biggest lead	4	2	10			10	1	-	-			1
Points won on own serve	4	8	5			17	3	7	0			10
Points lost on own serve	4	3	1			8	7	4	5			16
Most consecutive points won	4	2	8			8	4	2	1			4
Greatest deficit overcome	1	-	-			1	-	-	-			-
Handedness/Grip	Right/						Right/					

Game/Match Statistics	Game					Match
	1	2	3	4	5	
Longest rally (strokes)	11	6	9			11
Average rally	4	3	4			4

Game Progress

1	van ZON Kelly (NED)	0	*2	3	*3	4	*6	7	*8	9	11			
	CHAN Stephanie (CAN)	*0	0	*1	3	*4	4	*5	6	*7	7			
2	van ZON Kelly (NED)	*0	2	*3	4	*5	6	*6	7	*8	10	*10	11	12
	CHAN Stephanie (CAN)	0	*0	1	*2	3	*4	6	*7	8	*8	10	*10	10
3	van ZON Kelly (NED)	0	*2	3	*5	7	*9	11						
	CHAN Stephanie (CAN)	0	0	*1	1	*1	1	1						

Note:

The "Greatest deficit overcome" only applies when the player ends up winning the game.

Legend:

No. Number * Server



Match Results

Resultados da partida

KORKUT Kubra (TUR) 3-1 KIM Seong-Ok (KOR)

Game Summary		Match	Game 1	Game 2	Game 3	Game 4	Game 5
KORKUT Kubra	TUR	3	11	6	11	11	
KIM Seong-Ok	KOR	1	9	11	5	7	
Duration:		31min	6min	5min	5min	7min	

Match No.: 14 Table: 8

Umpires: ARINYE Cecilia Dora (NGR) BOGREN Ingrid (SWE)

Player Statistics	KORKUT Kubra (TUR)					Match	KIM Seong-Ok (KOR)					Match
	Game						Game					
	1	2	3	4	5		1	2	3	4	5	
Points won	11	6	11	11		39	9	11	5	7		32
Biggest lead	2	-	7	4		7	3	6	-	-		6
Points won on own serve	7	4	6	6		23	6	6	3	3		18
Points lost on own serve	3	5	2	4		14	4	2	5	5		16
Most consecutive points won	4	4	4	4		4	4	4	3	4		4
Greatest deficit overcome	3	-	-	-		3	-	-	-	-		-
Handedness/Grip	Left/						/					

Game/Match Statistics	Game					Match
	1	2	3	4	5	
Longest rally (strokes)	18	4	9	9		18
Average rally	5	2	4	6		4

Game Progress

1	KORKUT Kubra (TUR)	0	*1	1	*2	4	*5	6	*7	9	*9	11
	KIM Seong-Ok (KOR)	*0	1	*3	4	*4	5	*6	7	*7	9	9
2	KORKUT Kubra (TUR)	*0	0	*0	1	*1	3	*5	6	*6		6
	KIM Seong-Ok (KOR)	0	*2	4	*5	7	*7	7	*8	10		11
3	KORKUT Kubra (TUR)	0	*2	3	*5	7	*8	9	*9			11
	KIM Seong-Ok (KOR)	*0	0	*1	1	*1	2	*3	5			5
4	KORKUT Kubra (TUR)	*0	1	*3	5	*5	5	*7	8	*9		11
	KIM Seong-Ok (KOR)	0	*1	1	*1	3	*5	5	*6	7		7

Note:

The "Greatest deficit overcome" only applies when the player ends up winning the game.

Legend:

No. Number * Server



Match Results

Resultados da partida

KIM Seong-Ok (KOR) 3-1 CHAN Stephanie (CAN)

Game Summary		Match	Game 1	Game 2	Game 3	Game 4	Game 5
KIM Seong-Ok	KOR	3	12	11	11	11	
CHAN Stephanie	CAN	1	14	7	7	8	
Duration:		31min	8min	6min	5min	6min	

Match No.: 15 Table: 4

Umpires: RIVERO Ernesto (VEN) BOUDJEHEM Abdellah (ALG)

Player Statistics	KIM Seong-Ok (KOR)					Match	CHAN Stephanie (CAN)					Match
	Game						Game					
	1	2	3	4	5		1	2	3	4	5	
Points won	12	11	11	11		45	14	7	7	8		36
Biggest lead	3	4	5	5		5	2	1	-	-		2
Points won on own serve	7	7	5	6		25	8	6	2	5		21
Points lost on own serve	6	1	5	3		15	5	4	6	5		20
Most consecutive points won	3	5	5	4		5	3	3	3	3		3
Greatest deficit overcome	-	1	-	-		1	3	-	-	-		3
Handedness/Grip						/						Right/

Game/Match Statistics	Game					Match
	1	2	3	4	5	
Longest rally (strokes)	14	20	12	7		20
Average rally	5	6	5	4		5

Game Progress

1	KIM Seong-Ok (KOR)	*0	1	*2	4	*5	6	*7	7	*9	10	*10	11	*11	12	*12	12	12
	CHAN Stephanie (CAN)	0	*1	2	*2	3	*4	5	*7	7	*8	10	*10	11	*11	12	*13	14
2	KIM Seong-Ok (KOR)	0	*1	3	*3	5	*5	6	*8	10	11							
	CHAN Stephanie (CAN)	*0	1	*1	3	*3	5	*6	6	*6	7							
3	KIM Seong-Ok (KOR)	*0	2	*4	5	*6	6	*8	9	*10	11							
	CHAN Stephanie (CAN)	0	*0	0	*1	2	*4	4	*5	6	7							
4	KIM Seong-Ok (KOR)	0	*1	3	*4	5	*7	8	*9	10	*10	11						
	CHAN Stephanie (CAN)	*0	1	*1	2	*3	3	*4	5	*6	8	8						

Note:

The "Greatest deficit overcome" only applies when the player ends up winning the game.

Legend:

No. Number * Server



Match Results

Resultados da partida

van ZON Kelly (NED) 3-0 KORKUT Kubra (TUR)

Game Summary		Match	Game 1	Game 2	Game 3	Game 4	Game 5
van ZON Kelly	NED	3	11	11	11		
KORKUT Kubra	TUR	0	9	9	5		
Duration:		19min	6min	6min	4min		

Match No.: 16 Table: 2

Umpires: BOTH Flavio (BRA) HIGASHIJIMA Masae (JPN)

Player Statistics	van ZON Kelly (NED)					Match	KORKUT Kubra (TUR)					Match
	Game						Game					
	1	2	3	4	5		1	2	3	4	5	
Points won	11	11	11			33	9	9	5			23
Biggest lead	2	2	6			6	1	2	-			2
Points won on own serve	7	7	5			19	6	6	2			14
Points lost on own serve	3	3	3			9	4	4	5			13
Most consecutive points won	3	3	4			4	2	2	2			2
Greatest deficit overcome	1	2	-			2	-	-	-			-
Handedness/Grip	Right/						Left/					

Game/Match Statistics	Game					Match
	1	2	3	4	5	
Longest rally (strokes)	8	8	8			8
Average rally	4	4	3			4

Game Progress

1	van ZON Kelly (NED)	0	*2	3	*3	5	*5	6	*7	8	*9	11
	KORKUT Kubra (TUR)	*0	0	*1	3	*3	5	*6	7	*8	9	9
2	van ZON Kelly (NED)	*0	1	*2	3	*3	5	*6	7	*8	10	11
	KORKUT Kubra (TUR)	0	*1	2	*3	5	*5	6	*7	8	*8	9
3	van ZON Kelly (NED)	0	*1	3	*5	6	*8	8	*9	11		
	KORKUT Kubra (TUR)	0	1	*1	1	*2	2	*4	5	5		

Note:

The "Greatest deficit overcome" only applies when the player ends up winning the game.

Legend:

No. Number * Server



Player Statistics

Estatísticas dos atletas

As of TUE 13 SEP 2016

Players	NPC	Matches				Games				Match Duration					
		Played	Won	Lost	%Won	Played	Won	Lost	%Won	All	Average				
BARNEOUD Anne Left Cl7	FRA	3	1	2	33%	10	4	6	40%	1h19min	26min				
		Points Won				Points Lost									
		Total	Own Serve:		51	Most Consecutive:		5	Total	Own Serve:		47	Most Consecutive:		7
		96	Opp. Serve:		45	GDO:		5	101	Opp. Serve:		54	GLL:		3
CHAN Stephanie Right Cl7	CAN	Matches				Games				Match Duration					
		Played	Won	Lost	%Won	Played	Won	Lost	%Won	All	Average				
		5	1	4	20%	20	8	12	40%	2h13min	27min				
		Points Won				Points Lost									
Total	Own Serve:		90	Most Consecutive:		6	Total	Own Serve:		98	Most Consecutive:		9		
163	Opp. Serve:		73	GDO:		4	207	Opp. Serve:		109	GLL:		4		
KIM Seong-Ok Cl7	KOR	Matches				Games				Match Duration					
		Played	Won	Lost	%Won	Played	Won	Lost	%Won	All	Average				
		5	4	1	80%	20	13	7	65%	2h24min	29min				
		Points Won				Points Lost									
Total	Own Serve:		112	Most Consecutive:		9	Total	Own Serve:		67	Most Consecutive:		5		
203	Opp. Serve:		91	GDO:		4	157	Opp. Serve:		90	GLL:		3		
KORKUT Kubra Left Cl7	TUR	Matches				Games				Match Duration					
		Played	Won	Lost	%Won	Played	Won	Lost	%Won	All	Average				
		5	3	2	60%	17	10	7	59%	1h52min	22min				
		Points Won				Points Lost									
Total	Own Serve:		86	Most Consecutive:		10	Total	Own Serve:		63	Most Consecutive:		7		
167	Opp. Serve:		81	GDO:		3	131	Opp. Serve:		68	GLL:		3		
MAHMOUD Faiza Right Cl7	EGY	Matches				Games				Match Duration					
		Played	Won	Lost	%Won	Played	Won	Lost	%Won	All	Average				
		3	0	3	0%	9	0	9	0%	47min	16min				
		Points Won				Points Lost									
Total	Own Serve:		29	Most Consecutive:		4	Total	Own Serve:		48	Most Consecutive:		6		
58	Opp. Serve:		29	GDO:		0	99	Opp. Serve:		51	GLL:		3		
MUNOZ Giselle Left Cl7	ARG	Matches				Games				Match Duration					
		Played	Won	Lost	%Won	Played	Won	Lost	%Won	All	Average				
		3	1	2	33%	10	4	6	40%	1h1min	20min				
		Points Won				Points Lost									
Total	Own Serve:		43	Most Consecutive:		4	Total	Own Serve:		47	Most Consecutive:		8		
79	Opp. Serve:		36	GDO:		3	100	Opp. Serve:		53	GLL:		3		
van ZON Kelly Right Cl7	NED	Matches				Games				Match Duration					
		Played	Won	Lost	%Won	Played	Won	Lost	%Won	All	Average				
		5	5	0	100%	17	15	2	88%	1h45min	21min				
		Points Won				Points Lost									
Total	Own Serve:		93	Most Consecutive:		8	Total	Own Serve:		63	Most Consecutive:		10		
178	Opp. Serve:		85	GDO:		3	130	Opp. Serve:		67	GLL:		0		



Player Statistics
Estatísticas dos atletas

As of TUE 13 SEP 2016

Players	NPC	Matches				Games				Match Duration	
		Played	Won	Lost	%Won	Played	Won	Lost	%Won	All	Average
WANG Rui	CHN	3	1	2	33%	11	3	8	27%	1h15min	25min
Right		Points Won				Points Lost					
CI7		Total	Own Serve:	49	Most Consecutive:	5	Total	Own Serve:	51	Most Consecutive:	6
		93	Opp. Serve:	44	GDO:	4	112	Opp. Serve:	61	GLL:	5

Note:
The "Greatest deficit overcome" only applies when the player ends up winning the game and "Greatest lead lost" only when losing.

Legend:
GDO Greatest deficit overcome **GLL** Greatest lead lost **Opp.** Opponent's



Tournament Statistics

Estatísticas do torneio

As of TUE 13 SEP 2016

Statistics	Preliminaries	Semifinals	Finals	Total
Matches				
Total	12	2	2	16
Game Margin: 3:0	7 58%	1 50%	1 50%	9 56%
3:1	3 25%	1 50%	1 50%	5 31%
3:2	2 17%			2 13%
Invalid Results Mark				
Duration: Total	4h41min	47min	50min	6h18min
Longest	33min	31min	31min	33min
Shortest	13min	16min	19min	13min
Average	23min	24min	25min	24min
Games				
Total	43	7	7	57
Point Margin: 11				
10	1 2%	1 14%		2 4%
9	1 2%			1 2%
8	2 5%			2 4%
7	6 14%			6 11%
6	3 7%	1 14%	1 14%	5 9%
5	3 7%	1 14%		4 7%
4	9 21%	2 29%	2 29%	13 23%
3	3 7%		1 14%	4 7%
2	15 35%	2 29%	3 43%	20 35%
Invalid Results Mark				
Duration: Total	3h52min	36min	41min	5h9min
Longest	8min	7min	8min	8min
Shortest	3min	3min	4min	3min
Average	5min	5min	6min	5min
Points				
Total	787	123	137	1047
Per game	18.30	17.57	19.57	18.37
Most consecutive won	10	8	5	10
Greatest deficit overcome	5	3	3	5
Longest rally	19	18	20	20
Average rally	4	4	4	4

Note:

The "Greatest deficit overcome" only applies when the player ends up winning the game.



Official Communication
Comunicado oficial

Item: 1

Schedule Change

Summary:

The Men's Single Class 7 Group B Match 2 has been rescheduled.

Details:

The Men's Single Class 7 Group B Match 2 Table 6 WOLLMERT Jochen (GER) vs NIKOLENKO Maxym (URK) scheduled 18:00, 8 September 2016 has been moved to Table 2 at 13:40, 8 September 2016 after request from OBS and ARD/ZDF.

Issued by: Technical Delegate
Time: 10:23
Date: 7 SEP 2016

This decision affects: Results
Schedule
Other

X



Official Communication
Comunicado oficial

Item: 2

Schedule Change

Summary:

The Men's Single Class 7 Group B Match 2 has been rescheduled.

Details:

There was a miscommunication between Technical Delegate and Right Holder. The change of the Match WOLLMERT Jochen (GER) vs NIKOLENKO Maxym (URK) will be played at original Schedule September 8th 18:00 Table 6

Issued by: Technical Delegate
Time: 10:46
Date: 8 SEP 2016

This decision affects: Results
Schedule
Other

X



Entry List by Event

As of MON 5 SEP 2016

NPC	Name	Date of Birth	How Qualified	World Ranking
CHN - People's Republic of China	MAO Jingdian	27 FEB 1995		2
	PAN Mengyi	2 JAN 1990		6
FRA - France	KAMKASOMPHOU Thu	12 OCT 1968		1
GER - Germany	WOLF Juliane	26 FEB 1988		4
HUN - Hungary	ARLOY Zsofia	5 SEP 1981		7
NOR - Norway	DAHLEN Aida Husic	5 OCT 1990		3
PHI - Philippines	MEDINA Josephine	20 MAR 1970		5

Note:

All changes are available in INFO.
(nnn) in 'How Qualified' represents the player's singles world ranking as of September 2016.



Draw
Sorteio

GROUP A

Rk	Name	NPC	FRA	GER	HUN	CHN	Match Points
1	KAMKASOMPHOU Thu	FRA		3:0 (11:7, 11:9, 11:9)	3:0 (11:2, 11:5, 12:10)	1:3 (9:11, 7:11, 14:12, 5:11)	5
2	WOLF Juliane	GER	0:3 (7:11, 9:11, 9:11)		3:1 (11:5, 11:7, 8:11, 13:11)	3:2 (7:11, 11:2, 11:5, 8:11, 11:7)	5
3	ARLOY Zsofia	HUN	0:3 (2:11, 5:11, 10:12)	1:3 (5:11, 7:11, 11:8, 11:13)		3:1 (5:11, 11:4, 11:8, 11:9)	4
4	PAN Mengyi	CHN	3:1 (11:9, 11:7, 12:14, 11:5)	2:3 (11:7, 2:11, 5:11, 11:8, 7:11)	1:3 (11:5, 4:11, 8:11, 9:11)		4

GROUP B

Rk	Name	NPC	CHN	PHI	NOR	Match Points
1	MAO Jingdian	CHN		3:0 (11:3, 11:4, 11:6)	3:0 (11:4, 11:5, 11:6)	4
2	MEDINA Josephine	PHI	0:3 (3:11, 4:11, 6:11)		3:2 (11:5, 3:11, 7:11, 11:2, 11:8)	3
3	DAHLEN Aida Husic	NOR	0:3 (4:11, 5:11, 6:11)	2:3 (5:11, 11:3, 11:7, 2:11, 8:11)		2

Qualification rule:
First and Second from each group will qualify for the Semifinals.

Legend:
Rk Rank

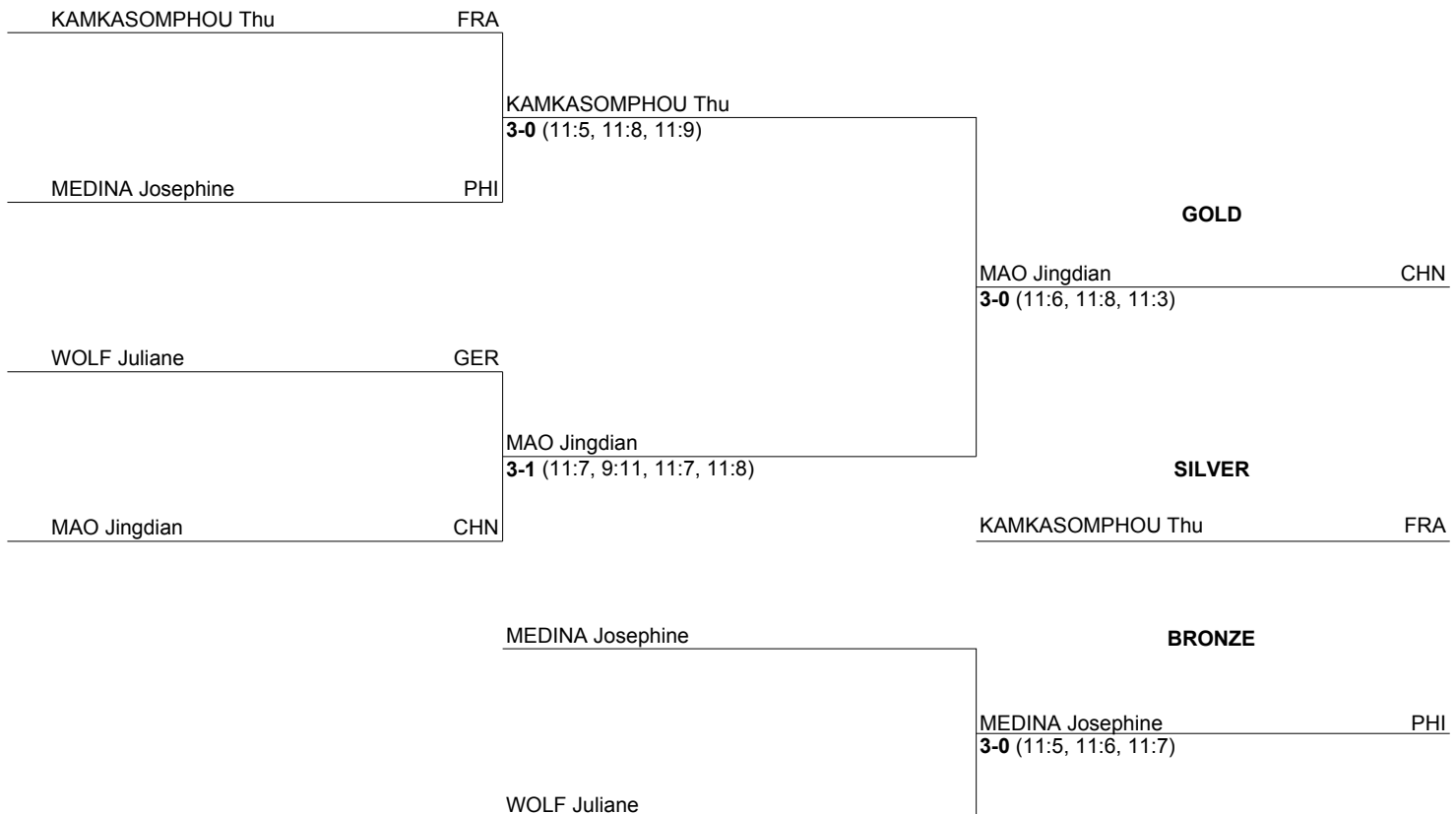


Draw

Sorteio

QUALIFIED FROM GROUPS				
Group	Rk	Name	NPC	Match Points
A	1	KAMKASOMPHOU Thu	FRA	5
B	1	MAO Jingdian	CHN	4
A	2	WOLF Juliane	GER	5
B	2	MEDINA Josephine	PHI	3

Semifinals	NPC Code	Finals
------------	----------	--------





Match Results

Resultados da partida

PAN Mengyi (CHN) 3-1 KAMKASOMPHOU Thu (FRA)

Game Summary		Match	Game 1	Game 2	Game 3	Game 4	Game 5
PAN Mengyi	CHN	3	11	11	12	11	
KAMKASOMPHOU Thu	FRA	1	9	7	14	5	
Duration:		33min	6min	6min	9min	5min	

Match No.: 5 Table: 6

Umpires: de PINTO Pietro (ITA) SCARR Valerie (NZL)

Player Statistics	PAN Mengyi (CHN)					Match	KAMKASOMPHOU Thu (FRA)					Match
	Game						Game					
	1	2	3	4	5		1	2	3	4	5	
Points won	11	11	12	11		45	9	7	14	5		35
Biggest lead	4	7	1	7		7	1	-	2	-		2
Points won on own serve	6	7	8	5		26	5	4	9	3		21
Points lost on own serve	4	3	5	2		14	5	4	4	5		18
Most consecutive points won	4	4	2	6		6	4	5	2	2		5
Greatest deficit overcome	1	-	-	-		1	-	-	1	-		1
Handedness/Grip	Right/						Right/					

Game/Match Statistics	Game					Match
	1	2	3	4	5	
Longest rally (strokes)	14	9	12	10		14
Average rally	5	6	6	5		5

Game Progress

1	PAN Mengyi (CHN)	0	*1	2	*3	5	*7	7	*7	8	*9	11						
	KAMKASOMPHOU Thu (FRA)	*0	1	*2	3	*3	3	*5	7	*8	9	9						
2	PAN Mengyi (CHN)	*0	2	*4	5	*6	8	*9	9	*9	11							
	KAMKASOMPHOU Thu (FRA)	0	*0	0	*1	2	*2	3	*5	7	7							
3	PAN Mengyi (CHN)	0	*0	2	*3	4	*5	6	*6	8	*9	10	*11	11	*11	12	*12	12
	KAMKASOMPHOU Thu (FRA)	*0	2	*2	3	*4	5	*6	8	*8	9	*10	10	*11	12	*12	13	14
4	PAN Mengyi (CHN)	0	2	*3	4	*5	7	*9	10	11								
	KAMKASOMPHOU Thu (FRA)	0	*0	1	*2	3	*3	3	*4	5								

Note:

The "Greatest deficit overcome" only applies when the player ends up winning the game.

Legend:

No. Number * Server



Match Results

Resultados da partida

MAO Jingdian (CHN) 3-0 MEDINA Josephine (PHI)

Game Summary		Match	Game 1	Game 2	Game 3	Game 4	Game 5
MAO Jingdian	CHN	3	11	11	11		
MEDINA Josephine	PHI	0	3	4	6		
Duration:		16min	4min	4min	5min		

Match No.: 7 Table: 2

Umpires: MIRANDA Barjonas (BRA) KIM Kyunghee (KOR)

Player Statistics	MAO Jingdian (CHN)					Match	MEDINA Josephine (PHI)					Match
	Game						Game					
	1	2	3	4	5		1	2	3	4	5	
Points won	11	11	11			33	3	4	6			13
Biggest lead	8	7	5			8	-	-	-			-
Points won on own serve	7	5	4			16	2	2	1			5
Points lost on own serve	1	2	5			8	4	6	7			17
Most consecutive points won	8	6	3			8	2	1	2			2
Greatest deficit overcome	-	-	-			-	-	-	-			-
Handedness/Grip	Right/						Right/					

Game/Match Statistics	Game					Match
	1	2	3	4	5	
Longest rally (strokes)	19	13	15			19
Average rally	6	6	6			6

Game Progress

1	MAO Jingdian (CHN)	*0	2	*2	4	*6	8	*10	11		
	MEDINA Josephine (PHI)	0	*0	2	*2	2	*2	2	3		
2	MAO Jingdian (CHN)	0	*1	2	*4	5	*6	8	*10	11	
	MEDINA Josephine (PHI)	*0	1	*2	2	*3	4	*4	4	4	
3	MAO Jingdian (CHN)	*0	1	*3	3	*5	6	*7	8	*10	11
	MEDINA Josephine (PHI)	0	*1	1	*3	3	*4	5	*6	6	6

Note:

The "Greatest deficit overcome" only applies when the player ends up winning the game.

Legend:

No. Number * Server



Match Results

Resultados da partida

WOLF Juliane (GER) 3-1 ARLOY Zsofia (HUN)

Game Summary		Match	Game 1	Game 2	Game 3	Game 4	Game 5
WOLF Juliane	GER	3	11	11	8	13	
ARLOY Zsofia	HUN	1	5	7	11	11	
Duration:		34min	5min	7min	7min	9min	

Match No.: 6 Table: 8

Umpires: WIEKART Ina (NED) HOPKINS Alan Leslie (AUS)

Player Statistics	WOLF Juliane (GER)					Match	ARLOY Zsofia (HUN)					Match
	Game						Game					
	1	2	3	4	5		1	2	3	4	5	
Points won	11	11	8	13		43	5	7	11	11		34
Biggest lead	6	4	4	3		6	-	1	3	1		3
Points won on own serve	5	6	3	8		22	2	3	5	7		17
Points lost on own serve	3	4	6	4		17	6	5	4	5		20
Most consecutive points won	3	5	4	4		5	2	3	4	3		4
Greatest deficit overcome	-	1	-	1		1	-	-	4	-		4
Handedness/Grip	Right/						Right/					

Game/Match Statistics	Game					Match
	1	2	3	4	5	
Longest rally (strokes)	13	16	13	18		18
Average rally	5	6	7	8		6

Game Progress

1	WOLF Juliane (GER)	0	*2	2	*4	5	*6	8	*9	11						
	ARLOY Zsofia (HUN)	*0	0	*2	2	*3	4	*4	5	5						
2	WOLF Juliane (GER)	*0	1	*2	3	*5	6	*6	7	*9	11					
	ARLOY Zsofia (HUN)	0	*1	2	*3	3	*4	6	*7	7	7					
3	WOLF Juliane (GER)	0	*2	4	*4	4	*6	6	*6	7	*8	8				
	ARLOY Zsofia (HUN)	0	0	*0	2	*4	4	*6	8	*9	10	11				
4	WOLF Juliane (GER)	*0	2	*3	4	*5	5	*6	8	*9	10	*10	11	*11	12	13
	ARLOY Zsofia (HUN)	0	*0	1	*2	3	*5	6	*6	7	*8	10	*10	11	*11	11

Note:

The "Greatest deficit overcome" only applies when the player ends up winning the game.

Legend:

No. Number * Server



Match Results

Resultados da partida

MAO Jingdian (CHN) 3-0 DAHLEN Aida Husic (NOR)

Game Summary		Match	Game 1	Game 2	Game 3	Game 4	Game 5
MAO Jingdian	CHN	3	11	11	11		
DAHLEN Aida Husic	NOR	0	4	5	6		
Duration:		18min	5min	5min	5min		

Match No.: 8 Table: 8

Umpires: CLARO Bruno Augusto (BRA) KOH Christabel (SIN)

Player Statistics	MAO Jingdian (CHN)					Match	DAHLEN Aida Husic (NOR)					Match
	Game						Game					
	1	2	3	4	5		1	2	3	4	5	
Points won	11	11	11			33	4	5	6			15
Biggest lead	7	6	5			7	1	1	2			2
Points won on own serve	6	7	4			17	3	4	2			9
Points lost on own serve	1	1	4			6	5	4	7			16
Most consecutive points won	5	6	7			7	1	2	3			3
Greatest deficit overcome	1	1	2			2	-	-	-			-
Handedness/Grip	Right/						Right/					

Game/Match Statistics	Game					Match
	1	2	3	4	5	
Longest rally (strokes)	11	10	9			11
Average rally	6	6	5			6

Game Progress

1	MAO Jingdian (CHN)	0	*1	3	*4	5	*6	8	*10	11	
	DAHLEN Aida Husic (NOR)	*0	1	*1	2	*3	4	*4	4	4	
2	MAO Jingdian (CHN)	*0	1	*2	4	*6	8	*8	10	11	
	DAHLEN Aida Husic (NOR)	0	*1	2	*2	2	*2	4	*4	5	
3	MAO Jingdian (CHN)	0	*1	2	*3	3	*5	7	*9	10	11
	DAHLEN Aida Husic (NOR)	*0	1	*2	3	*5	5	*5	5	*6	6

Note:

The "Greatest deficit overcome" only applies when the player ends up winning the game.

Legend:

No. Number * Server



Match Results

Resultados da partida

ARLOY Zsofia (HUN) 3-1 PAN Mengyi (CHN)

Game Summary		Match	Game 1	Game 2	Game 3	Game 4	Game 5
ARLOY Zsofia	HUN	3	5	11	11	11	
PAN Mengyi	CHN	1	11	4	8	9	
Duration:		30min	5min	5min	6min	7min	

Match No.: 9 Table: 2

Umpires: dos SANTOS Danilo (BRA) CHUNG Li-Chuan (TPE)

Player Statistics	ARLOY Zsofia (HUN)					Match	PAN Mengyi (CHN)					Match
	Game						Game					
	1	2	3	4	5		1	2	3	4	5	
Points won	5	11	11	11		38	11	4	8	9		32
Biggest lead	1	7	3	4		7	6	-	2	-		6
Points won on own serve	2	5	6	8		21	5	2	5	6		18
Points lost on own serve	6	2	3	3		14	3	6	5	2		16
Most consecutive points won	2	4	4	4		4	4	2	3	2		4
Greatest deficit overcome	-	-	2	-		2	1	-	-	-		1
Handedness/Grip	Right/						Right/					

Game/Match Statistics	Game					Match
	1	2	3	4	5	
Longest rally (strokes)	7	6	8	11		11
Average rally	4	3	4	3		3

Game Progress

1	ARLOY Zsofia (HUN)	*0	1	*2	2	*3	4	*5	5	5		
	PAN Mengyi (CHN)	0	*1	2	*4	5	*6	7	*9	11		
2	ARLOY Zsofia (HUN)	0	*1	3	*5	6	*8	9	*10	11		
	PAN Mengyi (CHN)	*0	1	*1	1	*2	2	*3	4	4		
3	ARLOY Zsofia (HUN)	*0	1	*1	3	*4	6	*7	7	9	*10	11
	PAN Mengyi (CHN)	0	*1	3	*3	4	*4	5	*7	*7	8	8
4	ARLOY Zsofia (HUN)	0	*2	4	*4	5	*6	7	*8	9	*9	11
	PAN Mengyi (CHN)	0	0	*0	2	*3	4	*5	6	*7	9	9

Note:

The "Greatest deficit overcome" only applies when the player ends up winning the game.

Legend:

No. Number * Server



Match Results

Resultados da partida

MEDINA Josephine (PHI) 3-2 DAHLEN Aida Husic (NOR)

Game Summary		Match	Game 1	Game 2	Game 3	Game 4	Game 5
MEDINA Josephine	PHI	3	11	3	7	11	11
DAHLEN Aida Husic	NOR	2	5	11	11	2	8
Duration:		39min	6min	6min	6min	5min	8min

Match No.: 3 Table: 2

Umpires: WIEKART Ina (NED) de PINTO Pietro (ITA)

Player Statistics	MEDINA Josephine (PHI)						Match	DAHLEN Aida Husic (NOR)						Match
	Game					Match		Game					Match	
	1	2	3	4	5			1	2	3	4	5		
Points won	11	3	7	11	11	43	5	11	11	2	8	37		
Biggest lead	6	-	-	9	3	9	-	9	5	-	-	9		
Points won on own serve	6	1	3	6	4	20	3	4	6	1	3	17		
Points lost on own serve	2	7	5	1	5	20	5	2	4	5	6	22		
Most consecutive points won	4	2	2	8	3	8	1	7	5	1	2	7		
Greatest deficit overcome	-	-	-	-	-	-	-	-	-	-	-	-		
Handedness/Grip	Right/							Right/						

Game/Match Statistics	Game					Match
	1	2	3	4	5	
Longest rally (strokes)	14	10	9	13	22	22
Average rally	4	4	5	5	6	5

Game Progress

1	MEDINA Josephine (PHI)	0	*1	2	*3	5	*7	8	*9	11		
	DAHLEN Aida Husic (NOR)	*0	1	*2	3	*3	3	*4	5	5		
2	MEDINA Josephine (PHI)	*0	0	*1	1	*1	1	*2	3			
	DAHLEN Aida Husic (NOR)	0	*2	3	*5	7	*9	10	11			
3	MEDINA Josephine (PHI)	0	*1	1	*1	2	*3	4	*5	6	7	
	DAHLEN Aida Husic (NOR)	*0	1	*3	5	*6	7	*8	9	*10	11	
4	MEDINA Josephine (PHI)	*0	2	*4	6	*8	9	*10	11			
	DAHLEN Aida Husic (NOR)	0	*0	0	*0	0	*1	2	2			
5	MEDINA Josephine (PHI)	0	*1	3	*3	4	*6	6	*8	8	*10	11
	DAHLEN Aida Husic (NOR)	0	1	*1	3	*4	4	*6	6	*8	8	8

Note:

The "Greatest deficit overcome" only applies when the player ends up winning the game.

Legend:

No. Number * Server



Match Results

Resultados da partida

KAMKASOMPHOU Thu (FRA) 3-0 WOLF Juliane (GER)

Game Summary		Match	Game 1	Game 2	Game 3	Game 4	Game 5
KAMKASOMPHOU Thu	FRA	3	11	11	11		
WOLF Juliane	GER	0	7	9	9		
Duration:		21min	5min	6min	6min		

Match No.: 1 Table: 4

Umpires: BOTH Flavio (BRA) KLECKER Roman (CZE)

Player Statistics	KAMKASOMPHOU Thu (FRA)					Match	WOLF Juliane (GER)					Match
	Game						Game					
	1	2	3	4	5		1	2	3	4	5	
Points won	11	11	11			33	7	9	9			25
Biggest lead	4	2	2			4	1	5	3			5
Points won on own serve	4	4	8			16	2	3	7			12
Points lost on own serve	4	6	2			12	7	7	3			17
Most consecutive points won	3	4	3			4	2	5	3			5
Greatest deficit overcome	1	5	3			5	-	-	-			-
Handedness/Grip	Right/						Right/					

Game/Match Statistics	Game					Match
	1	2	3	4	5	
Longest rally (strokes)	17	13	11			17
Average rally	5	6	5			5

Game Progress

1	KAMKASOMPHOU Thu (FRA)	0	*1	2	*3	4	*5	6	*8	9	11	
	WOLF Juliane (GER)	0	1	*2	3	*4	5	*6	6	*7	7	
2	KAMKASOMPHOU Thu (FRA)	*0	0	*0	1	*3	4	*5	6	*8	9	11
	WOLF Juliane (GER)	0	*2	4	*5	5	*6	7	*8	8	*9	9
3	KAMKASOMPHOU Thu (FRA)	0	*1	2	*2	3	*4	6	*7	9	*9	11
	WOLF Juliane (GER)	*0	1	*2	4	*5	6	*6	7	*7	9	9

Note:
The "Greatest deficit overcome" only applies when the player ends up winning the game.

Legend:
No. Number * Server



Match Results

Resultados da partida

KAMKASOMPHOU Thu (FRA) 3-0 ARLOY Zsofia (HUN)

Game Summary		Match	Game 1	Game 2	Game 3	Game 4	Game 5
KAMKASOMPHOU Thu	FRA	3	11	11	12		
ARLOY Zsofia	HUN	0	2	5	10		
Duration:		20min	4min	4min	6min		

Match No.: 11 Table: 4
Umpires: LU Hong (CHN) CRUZ Lara (BRA)

Player Statistics	KAMKASOMPHOU Thu (FRA)					Match	ARLOY Zsofia (HUN)					Match
	Game						Game					
	1	2	3	4	5		1	2	3	4	5	
Points won	11	11	12			34	2	5	10			17
Biggest lead	9	7	4			9	-	-	3			3
Points won on own serve	6	5	6			17	1	2	5			8
Points lost on own serve	1	3	5			9	5	6	6			17
Most consecutive points won	8	6	7			8	2	3	4			4
Greatest deficit overcome	-	-	3			3	-	-	-			-
Handedness/Grip	Right/						Right/					

Game/Match Statistics	Game					Match
	1	2	3	4	5	
Longest rally (strokes)	7	7	10			10
Average rally	4	4	4			4

Game Progress

1	KAMKASOMPHOU Thu (FRA)	*0	2	*3	4	*6	8	*10	11					
	ARLOY Zsofia (HUN)	0	*0	1	*2	2	*2	2	2					2
2	KAMKASOMPHOU Thu (FRA)	0	*2	4	*6	7	*8	8	*9	11				
	ARLOY Zsofia (HUN)	*0	0	*0	0	*1	2	*4	5	5				
3	KAMKASOMPHOU Thu (FRA)	*0	0	*1	2	*3	5	*7	9	*9	9	*10	11	12
	ARLOY Zsofia (HUN)	0	*2	3	*4	5	*5	5	*5	7	*9	10	*10	10

Note:
The "Greatest deficit overcome" only applies when the player ends up winning the game.

Legend:
No. Number * Server



Match Results

Resultados da partida

WOLF Juliane (GER) 3-2 PAN Mengyi (CHN)

Game Summary		Match	Game 1	Game 2	Game 3	Game 4	Game 5
WOLF Juliane	GER	3	7	11	11	8	11
PAN Mengyi	CHN	2	11	2	5	11	7
Duration:		38min	6min	4min	5min	7min	6min

Match No.: 2 Table: 2

Umpires: ARINYE Cecilia Dora (NGR) VILANOVA Flavia (BRA)

Player Statistics	WOLF Juliane (GER)						PAN Mengyi (CHN)					
	Game					Match	Game					Match
	1	2	3	4	5		1	2	3	4	5	
Points won	7	11	11	8	11	48	11	2	5	11	7	36
Biggest lead	2	9	6	4	4	9	4	-	2	3	2	4
Points won on own serve	6	5	5	5	7	28	8	1	3	7	4	23
Points lost on own serve	3	1	2	4	3	13	0	6	5	3	4	18
Most consecutive points won	2	7	5	2	4	7	6	2	3	4	3	6
Greatest deficit overcome	-	-	2	-	2	2	2	-	-	4	-	4
Handedness/Grip	Right/						Right/					

Game/Match Statistics	Game					Match
	1	2	3	4	5	
Longest rally (strokes)	18	13	9	15	11	18
Average rally	5	5	5	6	4	5

Game Progress

1	WOLF Juliane (GER)	0	2	*2	4	*4	6	*6	6	*6	7	
	PAN Mengyi (CHN)	0	*0	2	*2	4	*4	6	*8	10	11	
2	WOLF Juliane (GER)	0	*2	4	*6	7	*8	10	11			
	PAN Mengyi (CHN)	*0	0	*0	0	*1	2	*2	2			
3	WOLF Juliane (GER)	0	1	*1	3	*5	6	*7	9	11		
	PAN Mengyi (CHN)	0	*1	3	*3	3	*4	5	*5	5		
4	WOLF Juliane (GER)	0	*2	3	*4	6	*6	7	*7	8	*8	8
	PAN Mengyi (CHN)	*0	0	*1	2	*2	4	*5	7	*8	10	11
5	WOLF Juliane (GER)	*0	1	*1	3	*5	6	*8	9	*9	11	
	PAN Mengyi (CHN)	0	*1	3	*3	3	*4	4	*5	7	7	

Note:

The "Greatest deficit overcome" only applies when the player ends up winning the game.

Legend:

No. Number * Server



Match Results

Resultados da partida

KAMKASOMPHOU Thu (FRA) 3-0 MEDINA Josephine (PHI)

Game Summary		Match	Game 1	Game 2	Game 3	Game 4	Game 5
KAMKASOMPHOU Thu	FRA	3	11	11	11		
MEDINA Josephine	PHI	0	5	8	9		
Duration:		22min	5min	6min	7min		

Match No.: 13 Table: 6

Umpires: BARROS Mario Paz (BRA) BOTH Flavio (BRA)

Player Statistics	KAMKASOMPHOU Thu (FRA)					Match	MEDINA Josephine (PHI)					Match
	Game						Game					
	1	2	3	4	5		1	2	3	4	5	
Points won	11	11	11			33	5	8	9			22
Biggest lead	8	3	3			8	-	2	1			2
Points won on own serve	6	7	7			20	3	6	6			15
Points lost on own serve	2	2	3			7	5	4	4			13
Most consecutive points won	8	5	4			8	3	2	3			3
Greatest deficit overcome	-	2	1			2	-	-	-			-
Handedness/Grip	Right/						Right/					

Game/Match Statistics	Game					Match
	1	2	3	4	5	
Longest rally (strokes)	15	13	7			15
Average rally	6	6	4			5

Game Progress

1	KAMKASOMPHOU Thu (FRA)	*0	2	*4	6	*8	9	*9	10	11		
	MEDINA Josephine (PHI)	0	*0	0	*0	0	*1	3	*4	5		
2	KAMKASOMPHOU Thu (FRA)	0	*0	2	*4	5	*6	7	*7	9	*10	11
	MEDINA Josephine (PHI)	*0	2	*2	2	*3	4	*5	7	*7	8	8
3	KAMKASOMPHOU Thu (FRA)	*0	1	*2	4	*5	5	*6	8	*8	10	11
	MEDINA Josephine (PHI)	0	*1	2	*2	3	*5	6	*6	8	*8	9

Note:

The "Greatest deficit overcome" only applies when the player ends up winning the game.

Legend:

No. Number * Server



Match Results

Resultados da partida

MAO Jingdian (CHN) 3-1 WOLF Juliane (GER)

Game Summary		Match	Game 1	Game 2	Game 3	Game 4	Game 5
MAO Jingdian	CHN	3	11	9	11	11	
WOLF Juliane	GER	1	7	11	7	8	
Duration:		33min	6min	7min	5min	6min	

Match No.: 14 Table: 8

Umpires: KIM Kyunghye (KOR) HOPKINS Alan Leslie (AUS)

Player Statistics	MAO Jingdian (CHN)					Match	WOLF Juliane (GER)					Match
	Game						Game					
	1	2	3	4	5		1	2	3	4	5	
Points won	11	9	11	11		42	7	11	7	8		33
Biggest lead	4	1	5	3		5	1	5	-	2		5
Points won on own serve	6	3	7	8		24	3	4	4	7		18
Points lost on own serve	4	7	3	1		15	5	6	4	2		17
Most consecutive points won	4	3	5	3		5	2	4	3	2		4
Greatest deficit overcome	1	-	-	2		2	-	1	-	-		1
Handedness/Grip	Right/						Right/					

Game/Match Statistics	Game					Match
	1	2	3	4	5	
Longest rally (strokes)	24	16	22	22		24
Average rally	8	8	10	8		8

Game Progress

1	MAO Jingdian (CHN)	*0	1	*2	3	*5	6	*7	8	*9	11	
	WOLF Juliane (GER)	0	*1	2	*3	3	*4	5	*6	7	7	
2	MAO Jingdian (CHN)	0	*1	2	*3	3	*4	4	*5	6	*8	9
	WOLF Juliane (GER)	*0	1	*2	3	*5	6	*8	9	*10	10	11
3	MAO Jingdian (CHN)	*0	2	*3	4	*4	6	*8	9	*10	11	
	WOLF Juliane (GER)	0	*0	1	*2	4	*4	4	*5	6	7	
4	MAO Jingdian (CHN)	0	*1	2	*2	4	*4	6	*7	9	*10	11
	WOLF Juliane (GER)	0	1	*2	4	*4	6	*6	7	*7	8	8

Note:

The "Greatest deficit overcome" only applies when the player ends up winning the game.

Legend:

No. Number * Server



Match Results

Resultados da partida

MEDINA Josephine (PHI) 3-0 WOLF Juliane (GER)

Game Summary		Match	Game 1	Game 2	Game 3	Game 4	Game 5
MEDINA Josephine	PHI	3	11	11	11		
WOLF Juliane	GER	0	5	6	7		
Duration:		25min	6min	6min	6min		

Match No.: 15 Table: 4

Umpires: da SILVA Ivam (BRA) KOH Christabel (SIN)

Player Statistics	MEDINA Josephine (PHI)					Match	WOLF Juliane (GER)					Match
	Game						Game					
	1	2	3	4	5		1	2	3	4	5	
Points won	11	11	11			33	5	6	7			18
Biggest lead	6	5	4			6	-	-	2			2
Points won on own serve	4	4	5			13	2	2	2			6
Points lost on own serve	3	4	5			12	6	7	6			19
Most consecutive points won	5	3	3			5	4	2	2			4
Greatest deficit overcome	-	-	2			2	-	-	-			-
Handedness/Grip	Right/						Right/					

Game/Match Statistics	Game					Match
	1	2	3	4	5	
Longest rally (strokes)	23	20	10			23
Average rally	7	6	5			6

Game Progress

1	MEDINA Josephine (PHI)	0	2	*4	5	*5	6	*8	9	11
	WOLF Juliane (GER)	0	*0	0	*1	3	*4	4	*5	5
2	MEDINA Josephine (PHI)	0	*2	3	*4	5	*7	8	*9	11
	WOLF Juliane (GER)	*0	0	*1	2	*3	3	*4	5	*6
3	MEDINA Josephine (PHI)	*0	0	*1	2	*4	5	*7	8	*9
	WOLF Juliane (GER)	0	*2	3	*4	4	*5	5	*6	7

Note:

The "Greatest deficit overcome" only applies when the player ends up winning the game.

Legend:

No. Number * Server



Match Results

Resultados da partida

MAO Jingdian (CHN) 3-0 KAMKASOMPHOU Thu (FRA)

Game Summary		Match	Game 1	Game 2	Game 3	Game 4	Game 5
MAO Jingdian	CHN	3	11	11	11		
KAMKASOMPHOU Thu	FRA	0	6	8	3		
Duration:		18min	5min	6min	4min		

Match No.: 16 Table: 2

Umpires: HOPKINS Alan Leslie (AUS) TSE Mei Lan (HKG)

Player Statistics	MAO Jingdian (CHN)					Match	KAMKASOMPHOU Thu (FRA)					Match
	Game						Game					
	1	2	3	4	5		1	2	3	4	5	
Points won	11	11	11			33	6	8	3			17
Biggest lead	5	3	8			8	1	-	-			1
Points won on own serve	5	6	5			16	3	4	2			9
Points lost on own serve	3	4	1			8	6	5	6			17
Most consecutive points won	5	3	7			7	3	2	2			3
Greatest deficit overcome	1	-	-			1	-	-	-			-
Handedness/Grip	Right/						Right/					

Game/Match Statistics	Game					Match
	1	2	3	4	5	
Longest rally (strokes)	16	17	11			17
Average rally	6	6	5			6

Game Progress

1	MAO Jingdian (CHN)	0	*2	2	*3	5	*7	8	*8	10	11
	KAMKASOMPHOU Thu (FRA)	*0	0	*2	3	*3	3	*4	6	*6	6
2	MAO Jingdian (CHN)	*0	1	*3	4	*5	6	*7	8	*8	11
	KAMKASOMPHOU Thu (FRA)	0	*1	1	*2	3	*4	5	*6	8	8
3	MAO Jingdian (CHN)	0	*2	3	*4	6	*8	10	11		
	KAMKASOMPHOU Thu (FRA)	*0	0	*1	2	*2	2	*2	3		

Note:

The "Greatest deficit overcome" only applies when the player ends up winning the game.

Legend:

No. Number * Server



Player Statistics

Estatísticas dos atletas

As of MON 12 SEP 2016

Players	NPC	Matches				Games				Match Duration	
		Played	Won	Lost	%Won	Played	Won	Lost	%Won	All	Average
ARLOY Zsofia	HUN	3	1	2	33%	11	4	7	36%	1h24min	28min
Right		Points Won				Points Lost					
C18		Total	Own Serve: 46		Most Consecutive: 4		Total	Own Serve: 51		Most Consecutive: 8	
		88	Opp. Serve: 42		GDO: 4		108	Opp. Serve: 57		GLL: 3	
DAHLEN Aida Husic	NOR	Matches				Games				Match Duration	
Right		Played	Won	Lost	%Won	Played	Won	Lost	%Won	All	Average
C18		2	0	2	0%	8	2	6	25%	57min	29min
		Points Won				Points Lost					
		Total	Own Serve: 26		Most Consecutive: 7		Total	Own Serve: 38		Most Consecutive: 8	
		52	Opp. Serve: 26		GDO: 0		75	Opp. Serve: 37		GLL: 2	
KAMKASOMPHOU Thu	FRA	Matches				Games				Match Duration	
Right		Played	Won	Lost	%Won	Played	Won	Lost	%Won	All	Average
C18		5	3	2	60%	16	10	6	63%	1h54min	23min
		Points Won				Points Lost					
		Total	Own Serve: 83		Most Consecutive: 8		Total	Own Serve: 63		Most Consecutive: 7	
		152	Opp. Serve: 69		GDO: 5		140	Opp. Serve: 77		GLL: 1	
MAO Jingdian	CHN	Matches				Games				Match Duration	
Right		Played	Won	Lost	%Won	Played	Won	Lost	%Won	All	Average
C18		4	4	0	100%	13	12	1	92%	1h25min	21min
		Points Won				Points Lost					
		Total	Own Serve: 73		Most Consecutive: 8		Total	Own Serve: 37		Most Consecutive: 4	
		140	Opp. Serve: 67		GDO: 2		78	Opp. Serve: 41		GLL: 1	
MEDINA Josephine	PHI	Matches				Games				Match Duration	
Right		Played	Won	Lost	%Won	Played	Won	Lost	%Won	All	Average
C18		4	2	2	50%	14	6	8	43%	1h42min	26min
		Points Won				Points Lost					
		Total	Own Serve: 53		Most Consecutive: 8		Total	Own Serve: 62		Most Consecutive: 8	
		109	Opp. Serve: 56		GDO: 2		121	Opp. Serve: 59		GLL: 2	
PAN Mengyi	CHN	Matches				Games				Match Duration	
Right		Played	Won	Lost	%Won	Played	Won	Lost	%Won	All	Average
C18		3	1	2	33%	13	6	7	46%	1h41min	34min
		Points Won				Points Lost					
		Total	Own Serve: 67		Most Consecutive: 6		Total	Own Serve: 48		Most Consecutive: 7	
		112	Opp. Serve: 45		GDO: 4		118	Opp. Serve: 70		GLL: 2	
WOLF Juliane	GER	Matches				Games				Match Duration	
Right		Played	Won	Lost	%Won	Played	Won	Lost	%Won	All	Average
C18		5	2	3	40%	19	7	12	37%	2h31min	30min
		Points Won				Points Lost					
		Total	Own Serve: 86		Most Consecutive: 7		Total	Own Serve: 83		Most Consecutive: 6	
		163	Opp. Serve: 77		GDO: 2		176	Opp. Serve: 93		GLL: 5	

Note:

The "Greatest deficit overcome" only applies when the player ends up winning the game and "Greatest lead lost" only when losing.

Legend:

GDO Greatest deficit overcome **GLL** Greatest lead lost **Opp.** Opponent's



Tournament Statistics

Estatísticas do torneio

As of MON 12 SEP 2016

Statistics	Preliminaries	Semifinals	Finals	Total
Matches				
Total	9	2	2	13
Game Margin: 3:0	4 44%	1 50%	2 100%	7 54%
3:1	3 33%	1 50%		4 31%
3:2	2 22%			2 15%
Invalid Results Mark				
Duration: Total	4h9min	55min	43min	5h47min
Longest	39min	33min	25min	39min
Shortest	16min	22min	18min	16min
Average	28min	28min	22min	27min
Games				
Total	34	7	6	47
Point Margin: 11				
10				
9	3 9%			3 6%
8	2 6%		1 17%	3 6%
7	3 9%			3 6%
6	7 21%	1 14%	1 17%	9 19%
5	2 6%		2 33%	4 9%
4	6 18%	2 29%	1 17%	9 19%
3	4 12%	2 29%	1 17%	7 15%
2	7 21%	2 29%		9 19%
Invalid Results Mark				
Duration: Total	3h15min	42min	33min	4h30min
Longest	9min	7min	6min	9min
Shortest	4min	5min	4min	4min
Average	6min	6min	6min	6min
Points				
Total	594	130	101	825
Per game	17.47	18.57	16.83	17.55
Most consecutive won	8	8	7	8
Greatest deficit overcome	5	2	2	5
Longest rally	22	24	23	24
Average rally	5	7	6	5

Note:

The "Greatest deficit overcome" only applies when the player ends up winning the game.



Entry List by Event

As of MON 5 SEP 2016

NPC	Name	Date of Birth	How Qualified	World Ranking
BRA - Brazil	MARQUES PARINOS Jennyfer	22 FEB 1996		11
	RAUEN Danielle	18 DEC 1997		8
CHN - People's Republic of China	LEI Lina	19 FEB 1988		1
	LIU Meng	20 OCT 1996		5
	XIONG Guiyan	6 MAR 1976		2
GER - Germany	KRAMM Lena	10 JUL 1997		
POL - Poland	PEK Karolina	8 FEB 1998		4
TUR - Turkey	KAVAS Neslihan	29 AUG 1987		3

Note:

All changes are available in INFO.
(nnn) in 'How Qualified' represents the player's singles world ranking as of September 2016.



Draw
Sorteio

GROUP A

Rk	Name	NPC	CHN	CHN	TUR	BRA	Match Points
1	LEI Lina	CHN		3:0 (12:10, 11:9, 11:7)	3:1 (9:11, 11:7, 11:5, 11:6)	3:0 (11:5, 11:6, 11:3)	6
2	LIU Meng	CHN	0:3 (10:12, 9:11, 7:11)		3:2 (14:12, 7:11, 7:11, 11:8, 12:10)	3:0 (12:10, 11:9, 11:5)	5
3	KAVAS Neslihan	TUR	1:3 (11:9, 7:11, 5:11, 6:11)	2:3 (12:14, 11:7, 11:7, 8:11, 10:12)		3:0 (11:6, 11:6, 11:7)	4
4	MARQUES PARINOS Jennyfer	BRA	0:3 (5:11, 6:11, 3:11)	0:3 (10:12, 9:11, 5:11)	0:3 (6:11, 6:11, 7:11)		3

GROUP B

Rk	Name	NPC	POL	BRA	CHN	GER	Match Points
1	PEK Karolina	POL		3:1 (13:11, 11:9, 3:11, 11:4)	3:2 (11:9, 3:11, 6:11, 11:7, 11:6)	3:0 (11:4, 11:6, 11:5)	6
2	RAUEN Danielle	BRA	1:3 (11:13, 9:11, 11:3, 4:11)		3:2 (5:11, 8:11, 11:9, 11:8, 11:6)	3:0 (11:6, 11:7, 11:2)	5
3	XIONG Guiyan	CHN	2:3 (9:11, 11:3, 11:6, 7:11, 6:11)	2:3 (11:5, 11:8, 9:11, 8:11, 6:11)		3:0 (11:7, 11:3, 12:10)	4
4	KRAMM Lena	GER	0:3 (4:11, 6:11, 5:11)	0:3 (6:11, 7:11, 2:11)	0:3 (7:11, 3:11, 10:12)		3

Qualification rule:

First and Second from each group will qualify for the Semifinals.

Legend:

Rk Rank



Draw
Sorteio

QUALIFIED FROM GROUPS				
Group	Rk	Name	NPC	Match Points
A	1	LEI Lina	CHN	6
B	1	PEK Karolina	POL	6
A	2	LIU Meng	CHN	5
B	2	RAUEN Danielle	BRA	5

Semifinals	NPC Code	Finals	
LEI Lina	CHN	RAUEN Danielle	BRA
<p>LEI Lina 3-0 (11:1, 11:5, 11:8)</p>		<p>LIU Meng 3-0 (12:10, 13:11, 13:11)</p>	
RAUEN Danielle	BRA	LIU Meng	CHN
<p>LIU Meng 3-2 (7:11, 11:6, 12:10, 7:11, 11:9)</p>		<p>LEI Lina 3-2 (8:11, 8:11, 11:9, 11:5, 11:5)</p>	
LIU Meng	CHN	PEK Karolina	POL
PEK Karolina	POL	RAUEN Danielle	BRA
		<p>PEK Karolina 3-2 (8:11, 8:11, 11:9, 11:5, 11:5)</p>	
		<p>RAUEN Danielle</p>	
		<p>PEK Karolina</p>	

GOLD

SILVER

BRONZE



Match Results

Resultados da partida

LEI Lina (CHN) 3-0 LIU Meng (CHN)

Game Summary		Match	Game 1	Game 2	Game 3	Game 4	Game 5
LEI Lina	CHN	3	12	11	11		
LIU Meng	CHN	0	10	9	7		
Duration:		20min	7min	6min	6min		

Match No.: 3 Table: 8

Umpires: da SILVA Ivam (BRA) ZAPATA Carlos (ESP)

Player Statistics	LEI Lina (CHN)					Match	LIU Meng (CHN)					Match
	Game						Game					
	1	2	3	4	5		1	2	3	4	5	
Points won	12	11	11			34	10	9	7			26
Biggest lead	3	2	5			5	2	2	1			2
Points won on own serve	6	5	5			16	5	4	3			12
Points lost on own serve	5	5	4			14	6	6	5			17
Most consecutive points won	4	4	4			4	3	4	2			4
Greatest deficit overcome	2	2	1			2	-	-	-			-
Handedness/Grip	Left/						Right/					

Game/Match Statistics	Game					Match
	1	2	3	4	5	
Longest rally (strokes)	8	10	7			10
Average rally	4	4	4			4

Game Progress

1	LEI Lina (CHN)	*0	1	*2	2	*4	6	*7	8	*9	10	*10	11	12
	LIU Meng (CHN)	0	*1	2	*4	4	*4	5	*6	7	*8	10	*10	10
2	LEI Lina (CHN)	0	*1	2	*3	4	*6	7	*7	7	*9	11		
	LIU Meng (CHN)	*0	1	*2	3	*4	4	*5	7	*9	9	9		
3	LEI Lina (CHN)	0	1	*2	3	*5	7	*8	9	*10	11			
	LIU Meng (CHN)	0	*1	2	*3	3	*3	4	*5	6	7			

Note:

The "Greatest deficit overcome" only applies when the player ends up winning the game.

Legend:

No. Number * Server



Match Results

Resultados da partida

RAUEN Danielle (BRA) 3-2 XIONG Guiyan (CHN)

Game Summary		Match	Game 1	Game 2	Game 3	Game 4	Game 5
RAUEN Danielle	BRA	3	5	8	11	11	11
XIONG Guiyan	CHN	2	11	11	9	8	6
Duration:		35min	5min	6min	6min	7min	6min

Match No.: 5 Table: 4

Umpires: BOGREN Ingrid (SWE) WONG Jeffrey (CAN)

Player Statistics	RAUEN Danielle (BRA)						XIONG Guiyan (CHN)					
	Game					Match	Game					Match
	1	2	3	4	5		1	2	3	4	5	
Points won	5	8	11	11	11	46	11	11	9	8	6	45
Biggest lead	1	1	2	5	5	5	6	3	3	-	2	6
Points won on own serve	4	4	8	5	5	26	7	6	7	4	2	26
Points lost on own serve	4	5	2	4	4	19	1	4	3	5	6	19
Most consecutive points won	2	2	3	5	7	7	6	4	3	4	3	6
Greatest deficit overcome	-	-	3	-	2	3	1	1	-	-	-	1
Handedness/Grip	Right/						Right/					

Game/Match Statistics	Game					Match
	1	2	3	4	5	
Longest rally (strokes)	11	13	18	20	23	23
Average rally	6	6	6	9	8	7

Game Progress

1	RAUEN Danielle (BRA)	*0	1	*2	3	*3	3	*3	5	5	
	XIONG Guiyan (CHN)	0	*1	2	*3	5	*7	9	*9	11	
2	RAUEN Danielle (BRA)	0	*1	1	*2	3	*4	6	*7	8	8
	XIONG Guiyan (CHN)	*0	1	*3	4	*5	6	*6	7	*8	11
3	RAUEN Danielle (BRA)	*0	2	*2	3	*3	4	*5	7	*8	11
	XIONG Guiyan (CHN)	0	*0	2	*3	5	*6	7	*7	8	9
4	RAUEN Danielle (BRA)	0	*2	3	*3	5	*7	8	*9	9	11
	XIONG Guiyan (CHN)	0	0	*1	3	*3	3	*4	5	*7	8
5	RAUEN Danielle (BRA)	*0	0	*1	3	*4	4	*6	8	*10	11
	XIONG Guiyan (CHN)	0	*2	3	*3	4	*6	6	*6	6	6

Note:

The "Greatest deficit overcome" only applies when the player ends up winning the game.

Legend:

No. Number * Server



Match Results

Resultados da partida

KAVAS Neslihan (TUR) 3-0 MARQUES PARINOS Jennyfer (BRA)

Game Summary		Match	Game 1	Game 2	Game 3	Game 4	Game 5
KAVAS Neslihan	TUR	3	11	11	11		
MARQUES PARINOS Jennyfer	BRA	0	6	6	7		
Duration:		17min	4min	5min	5min		

Match No.: 4 Table: 2

Umpires: SEMENOVA Elena (RUS) MEIER Michael (USA)

Player Statistics	KAVAS Neslihan (TUR)					Match	MARQUES PARINOS Jennyfer (BRA)					Match
	Game						Game					
	1	2	3	4	5		1	2	3	4	5	
Points won	11	11	11			33	6	6	7			19
Biggest lead	5	5	4			5	-	-	-			-
Points won on own serve	8	6	8			22	5	4	6			15
Points lost on own serve	1	2	1			4	3	5	2			10
Most consecutive points won	3	4	3			4	2	2	2			2
Greatest deficit overcome	-	-	-			-	-	-	-			-
Handedness/Grip	Right/						Right/					

Game/Match Statistics	Game					Match
	1	2	3	4	5	
Longest rally (strokes)	10	9	8			10
Average rally	3	4	4			4

Game Progress

1	KAVAS Neslihan (TUR)	*0	2	*3	5	*5	7	*7	8	*10	11
	MARQUES PARINOS Jennyfer (BRA)	0	*0	1	*1	3	*3	5	*6	6	6
2	KAVAS Neslihan (TUR)	0	*1	3	*4	5	*6	8	*9	10	11
	MARQUES PARINOS Jennyfer (BRA)	*0	1	*1	2	*3	4	*4	5	*6	6
3	KAVAS Neslihan (TUR)	0	2	*3	5	*5	7	*8	9	*9	11
	MARQUES PARINOS Jennyfer (BRA)	0	*0	1	*1	3	*3	4	*5	7	7

Note:

The "Greatest deficit overcome" only applies when the player ends up winning the game.

Legend:

No. Number * Server



Match Results

Resultados da partida

PEK Karolina (POL) 3-0 KRAMM Lena (GER)

Game Summary		Match	Game 1	Game 2	Game 3	Game 4	Game 5
PEK Karolina	POL	3	11	11	11		
KRAMM Lena	GER	0	4	6	5		
Duration:		16min	5min	5min	4min		

Match No.: 6 Table: 6

Umpires: KIM Kyunghye (KOR) MIRANDA Barjonas (BRA)

Player Statistics	PEK Karolina (POL)					Match	KRAMM Lena (GER)					Match
	Game						Game					
	1	2	3	4	5		1	2	3	4	5	
Points won	11	11	11			33	4	6	5			15
Biggest lead	7	5	7			7	2	1	-			2
Points won on own serve	6	6	6			18	3	3	3			9
Points lost on own serve	1	3	2			6	5	5	4			14
Most consecutive points won	8	5	4			8	2	2	2			2
Greatest deficit overcome	2	1	-			2	-	-	-			-
Handedness/Grip	Left/						Left/					

Game/Match Statistics	Game					Match
	1	2	3	4	5	
Longest rally (strokes)	9	9	5			9
Average rally	4	4	4			4

Game Progress

1	PEK Karolina (POL)	0	*0	2	*4	6	*8	9	*10	11	
	KRAMM Lena (GER)	*0	2	*2	2	*2	2	*3	4	4	
2	PEK Karolina (POL)	*0	1	*3	5	*6	7	*8	9	*10	11
	KRAMM Lena (GER)	0	*1	1	*1	2	*3	4	*5	6	6
3	PEK Karolina (POL)	0	*2	4	*5	7	*8	9	*10	11	
	KRAMM Lena (GER)	0	0	*0	1	*1	2	*3	4	5	

Note:

The "Greatest deficit overcome" only applies when the player ends up winning the game.

Legend:

No. Number * Server



Match Results

Resultados da partida

LIU Meng (CHN) 3-0 MARQUES PARINOS Jennyfer (BRA)

Game Summary		Match	Game 1	Game 2	Game 3	Game 4	Game 5
LIU Meng	CHN	3	12	11	11		
MARQUES PARINOS Jennyfer	BRA	0	10	9	5		
Duration:		20min	5min	6min	4min		

Match No.: 7 Table: 2

Umpires: SEMENOVA Elena (RUS) MEIER Michael (USA)

Player Statistics	LIU Meng (CHN)					Match	MARQUES PARINOS Jennyfer (BRA)					Match
	Game						Game					
	1	2	3	4	5		1	2	3	4	5	
Points won	12	11	11			34	10	9	5			24
Biggest lead	2	5	7			7	1	-	-			1
Points won on own serve	7	5	4			16	6	4	1			11
Points lost on own serve	4	5	4			13	5	6	7			18
Most consecutive points won	2	4	3			4	3	5	2			5
Greatest deficit overcome	1	-	-			1	-	-	-			-
Handedness/Grip	Right/						Right/					

Game/Match Statistics	Game					Match
	1	2	3	4	5	
Longest rally (strokes)	11	8	8			11
Average rally	4	4	4			4

Game Progress

1	LIU Meng (CHN)	*0	1	*2	3	*4	6	*6	7	*8	9	*10	11	12
	MARQUES PARINOS Jennyfer (BRA)	0	*1	2	*3	4	*4	6	*7	8	*9	10	*10	10
2	LIU Meng (CHN)	0	*2	4	*5	5	*7	8	*9	9	*9	11		
	MARQUES PARINOS Jennyfer (BRA)	*0	0	*0	1	*3	3	*4	5	*7	9	9		
3	LIU Meng (CHN)	*0	1	*3	4	*6	7	*9	10	11				
	MARQUES PARINOS Jennyfer (BRA)	0	*1	1	*2	2	*3	3	*4	5				

Note:

The "Greatest deficit overcome" only applies when the player ends up winning the game.

Legend:

No. Number * Server



Match Results

Resultados da partida

RAUEN Danielle (BRA) 3-0 KRAMM Lena (GER)

Game Summary		Match	Game 1	Game 2	Game 3	Game 4	Game 5
RAUEN Danielle	BRA	3	11	11	11		
KRAMM Lena	GER	0	6	7	2		
Duration:		17min	5min	5min	4min		

Match No.: 12 Table: 6

Umpires: BOGREN Ingrid (SWE) WONG Jeffrey (CAN)

Player Statistics	RAUEN Danielle (BRA)					Match	KRAMM Lena (GER)					Match
	Game						Game					
	1	2	3	4	5		1	2	3	4	5	
Points won	11	11	11			33	6	7	2			15
Biggest lead	5	4	9			9	-	1	-			1
Points won on own serve	4	8	6			18	2	5	2			9
Points lost on own serve	4	2	0			6	7	3	5			15
Most consecutive points won	3	4	5			5	2	2	1			2
Greatest deficit overcome	-	1	-			1	-	-	-			-
Handedness/Grip	Right/						Left/					

Game/Match Statistics	Game					Match
	1	2	3	4	5	
Longest rally (strokes)	19	14	7			19
Average rally	6	6	4			6

Game Progress

1	RAUEN Danielle (BRA)	0	*2	3	*4	6	*7	7	*9	10	11
	KRAMM Lena (GER)	*0	0	*1	2	*2	3	*5	5	*6	6
2	RAUEN Danielle (BRA)	*0	1	*2	3	*4	6	*7	9	*9	11
	KRAMM Lena (GER)	0	*1	2	*3	4	*4	5	*5	7	7
3	RAUEN Danielle (BRA)	0	*2	4	*5	7	*8	10	11		
	KRAMM Lena (GER)	*0	0	*0	1	*1	2	*2	2		

Note:

The "Greatest deficit overcome" only applies when the player ends up winning the game.

Legend:

No. Number * Server



Match Results

Resultados da partida

LEI Lina (CHN) 3-1 KAVAS Neslihan (TUR)

Game Summary		Match	Game 1	Game 2	Game 3	Game 4	Game 5
LEI Lina	CHN	3	9	11	11	11	
KAVAS Neslihan	TUR	1	11	7	5	6	
Duration:		24min	5min	6min	5min	5min	

Match No.: 8 Table: 4

Umpires: BOUDJEHEM Abdellah (ALG) BARROS Mario Paz (BRA)

Player Statistics	LEI Lina (CHN)					Match	KAVAS Neslihan (TUR)					Match
	Game						Game					
	1	2	3	4	5		1	2	3	4	5	
Points won	9	11	11	11		42	11	7	5	6		29
Biggest lead	2	4	6	5		6	5	2	1	1		5
Points won on own serve	6	4	5	6		21	7	3	3	4		17
Points lost on own serve	4	4	2	2		12	3	7	5	5		20
Most consecutive points won	3	5	4	4		5	5	2	2	3		5
Greatest deficit overcome	-	2	1	1		2	2	-	-	-		2
Handedness/Grip	Left/						Right/					

Game/Match Statistics	Game					Match
	1	2	3	4	5	
Longest rally (strokes)	5	10	6	6		10
Average rally	3	4	3	3		3

Game Progress

1	LEI Lina (CHN)	*0	2	*2	3	*3	3	*4	6	*7	8	9
	KAVAS Neslihan (TUR)	0	*0	2	*3	5	*7	8	*8	9	*10	11
2	LEI Lina (CHN)	0	*1	2	*2	4	*6	7	*9	9	11	
	KAVAS Neslihan (TUR)	*0	1	*2	4	*4	4	*5	5	*7	7	
3	LEI Lina (CHN)	0	1	*2	3	*4	6	*7	9	11		
	KAVAS Neslihan (TUR)	0	*1	2	*3	4	*4	5	*5	5		
4	LEI Lina (CHN)	0	*1	2	*4	6	*6	7	*8	10	11	
	KAVAS Neslihan (TUR)	*0	1	*2	2	*2	4	*5	6	*6	6	

Note:

The "Greatest deficit overcome" only applies when the player ends up winning the game.

Legend:

No. Number

*

Server



Match Results

Resultados da partida

PEK Karolina (POL) 3-2 XIONG Guiyan (CHN)

Game Summary		Match	Game 1	Game 2	Game 3	Game 4	Game 5
PEK Karolina	POL	3	11	3	6	11	11
XIONG Guiyan	CHN	2	9	11	11	7	6
Duration:		31min	6min	4min	5min	5min	6min

Match No.: 9 Table: 8

Umpires: LARROZA Andres (PAR) RIVERO Ernesto (VEN)

Player Statistics	PEK Karolina (POL)						XIONG Guiyan (CHN)					
	Game					Match	Game					Match
	1	2	3	4	5		1	2	3	4	5	
Points won	11	3	6	11	11	42	9	11	11	7	6	44
Biggest lead	4	-	-	5	5	5	1	8	5	-	2	8
Points won on own serve	6	2	3	6	6	23	5	5	5	3	4	22
Points lost on own serve	4	6	5	4	2	21	5	1	3	5	5	19
Most consecutive points won	5	1	3	5	4	5	3	5	3	5	2	5
Greatest deficit overcome	1	-	-	-	2	2	-	-	-	-	-	-
Handedness/Grip	Left/						Right/					

Game/Match Statistics	Game					Match
	1	2	3	4	5	
Longest rally (strokes)	13	11	8	9	10	13
Average rally	5	5	5	4	5	5

Game Progress

1	PEK Karolina (POL)	0	*1	3	*5	5	*6	7	*8	9	*9	11
	XIONG Guiyan (CHN)	*0	1	*1	1	*3	4	*5	6	*7	9	9
2	PEK Karolina (POL)	*0	1	*1	1	*2	2	*2	3			
	XIONG Guiyan (CHN)	0	*1	3	*5	6	*8	10	11			
3	PEK Karolina (POL)	0	*0	1	*3	3	*4	5	*5	6	6	
	XIONG Guiyan (CHN)	0	2	*3	3	*5	6	*7	9	*10	11	
4	PEK Karolina (POL)	*0	2	*4	5	*5	5	*6	8	*10	11	
	XIONG Guiyan (CHN)	0	*0	0	*1	3	*5	6	*6	6	7	
5	PEK Karolina (POL)	0	*0	1	*3	4	*5	7	*8	10	11	
	XIONG Guiyan (CHN)	*0	2	*3	3	*4	5	*5	6	*6	6	

Note:

The "Greatest deficit overcome" only applies when the player ends up winning the game.

Legend:

No. Number * Server



Match Results

Resultados da partida

LEI Lina (CHN) 3-0 MARQUES PARINOS Jennyfer (BRA)

Game Summary		Match	Game 1	Game 2	Game 3	Game 4	Game 5
LEI Lina	CHN	3	11	11	11		
MARQUES PARINOS Jennyfer	BRA	0	5	6	3		
Duration:		16min	4min	5min	4min		

Match No.: 10 Table: 8

Umpires: BOGREN Ingrid (SWE) VARENGOT Yannick (FRA)

Player Statistics	LEI Lina (CHN)					Match	MARQUES PARINOS Jennyfer (BRA)					Match
	Game						Game					
	1	2	3	4	5		1	2	3	4	5	
Points won	11	11	11			33	5	6	3			14
Biggest lead	6	5	8			8	2	-	-			2
Points won on own serve	7	8	4			19	4	5	1			10
Points lost on own serve	1	1	2			4	4	3	7			14
Most consecutive points won	6	3	5			6	3	2	2			3
Greatest deficit overcome	2	-				2	-	-	-			-
Handedness/Grip	Left/						Right/					

Game/Match Statistics	Game					Match
	1	2	3	4	5	
Longest rally (strokes)	8	10	9			10
Average rally	4	4	4			4

Game Progress

1	LEI Lina (CHN)	0	*1	2	*2	4	*6	8	*9	11	
	MARQUES PARINOS Jennyfer (BRA)	*0	1	*2	4	*4	4	*4	5	5	
2	LEI Lina (CHN)	*0	2	*3	4	*5	7	*7	9	*10	11
	MARQUES PARINOS Jennyfer (BRA)	0	*0	1	*2	3	*3	5	*5	6	6
3	LEI Lina (CHN)	0	*2	3	*4	6	*8	9	11		
	MARQUES PARINOS Jennyfer (BRA)	*0	0	*1	2	*2	2	*3	3		

Note:

The "Greatest deficit overcome" only applies when the player ends up winning the game.

Legend:

No. Number * Server



Match Results

Resultados da partida

XIONG Guiyan (CHN) 3-0 KRAMM Lena (GER)

Game Summary		Match	Game 1	Game 2	Game 3	Game 4	Game 5
XIONG Guiyan	CHN	3	11	11	12		
KRAMM Lena	GER	0	7	3	10		
Duration:		17min	4min	4min	6min		

Match No.: 1 Table: 6

Umpires: BAUR Helton Luis (BRA) DEMARIO Leonor (BRA)

Player Statistics	XIONG Guiyan (CHN)					Match	KRAMM Lena (GER)					Match
	Game						Game					
	1	2	3	4	5		1	2	3	4	5	
Points won	11	11	12			34	7	3	10			20
Biggest lead	5	8	6			8	1	2	-			2
Points won on own serve	8	6	7			21	5	3	6			14
Points lost on own serve	2	0	4			6	3	5	5			13
Most consecutive points won	5	10	5			10	2	2	4			4
Greatest deficit overcome	1	2	-			2	-	-	-			-
Handedness/Grip	Right/						Left/					

Game/Match Statistics	Game					Match
	1	2	3	4	5	
Longest rally (strokes)	10	10	14			14
Average rally	5	4	5			4

Game Progress

1	XIONG Guiyan (CHN)	*0	1	*3	5	*5	7	*8	9	*9	11			
	KRAMM Lena (GER)	0	*1	1	*1	3	*3	4	*5	7	7			
2	XIONG Guiyan (CHN)	0	*0	2	*4	6	*8	10	11					
	KRAMM Lena (GER)	*0	2	*2	2	*2	2	*2	3					
3	XIONG Guiyan (CHN)	*0	2	*3	5	*7	7	*7	8	*8	9	*10	11	12
	KRAMM Lena (GER)	0	*0	1	*1	1	*3	5	*6	8	*9	10	*10	10

Note:

The "Greatest deficit overcome" only applies when the player ends up winning the game.

Legend:

No. Number * Server



Match Results

Resultados da partida

LIU Meng (CHN) 3-2 KAVAS Neslihan (TUR)

Game Summary		Match	Game 1	Game 2	Game 3	Game 4	Game 5
LIU Meng	CHN	3	14	7	7	11	12
KAVAS Neslihan	TUR	2	12	11	11	8	10
Duration:		35min	7min	5min	5min	6min	7min

Match No.: 11 Table: 4

Umpires: SEMENOVA Elena (RUS) MUCHA Heike (GER)

Player Statistics	LIU Meng (CHN)						KAVAS Neslihan (TUR)					
	Game					Match	Game					Match
	1	2	3	4	5		1	2	3	4	5	
Points won	14	7	7	11	12	51	12	11	11	8	10	52
Biggest lead	2	2	1	3	2	3	1	4	4	2	2	4
Points won on own serve	8	3	6	8	6	31	7	6	7	7	5	32
Points lost on own serve	5	5	4	1	4	19	6	4	1	3	6	20
Most consecutive points won	3	2	2	3	4	4	3	3	3	2	4	4
Greatest deficit overcome	1	-	-	2	2	2	-	2	1	-	-	2
Handedness/Grip	Right/						Right/					

Game/Match Statistics	Game					Match
	1	2	3	4	5	
Longest rally (strokes)	8	8	7	8	9	9
Average rally	4	4	3	3	4	4

Game Progress

1	LIU Meng (CHN)	*0	2	*3	4	*4	5	*6	7	*8	10	*10	10	*11	11	*12	13	14
	KAVAS Neslihan (TUR)	0	*0	1	*2	4	*5	6	*7	8	*8	10	*11	11	*12	12	*12	12
2	LIU Meng (CHN)	0	*2	2	*3	4	*4	5	*6	7	7							
	KAVAS Neslihan (TUR)	*0	0	*2	3	*4	6	*7	8	*9	11							
3	LIU Meng (CHN)	*0	1	*1	2	*3	5	*5	6	*6	7							
	KAVAS Neslihan (TUR)	0	*1	3	*4	5	*5	7	*8	10	11							
4	LIU Meng (CHN)	0	*0	2	*2	3	*4	6	*7	9	*10	11						
	KAVAS Neslihan (TUR)	*0	2	*2	4	*5	6	*6	7	*7	8	8						
5	LIU Meng (CHN)	0	0	*2	4	*4	4	*5	7	*8	9	*10	11	12				
	KAVAS Neslihan (TUR)	0	*2	2	*2	4	*6	7	*7	8	*9	10	*10	10				

Note:

The "Greatest deficit overcome" only applies when the player ends up winning the game.

Legend:

No. Number * Server



Match Results

Resultados da partida

PEK Karolina (POL) 3-1 RAUEN Danielle (BRA)

Game Summary		Match	Game 1	Game 2	Game 3	Game 4	Game 5
PEK Karolina	POL	3	13	11	3	11	
RAUEN Danielle	BRA	1	11	9	11	4	
Duration:		29min	8min	7min	5min	5min	

Match No.: 2 Table: 2

Umpires: WIEKART Ina (NED) de PINTO Pietro (ITA)

Player Statistics	PEK Karolina (POL)					Match	RAUEN Danielle (BRA)					Match
	Game						Game					
	1	2	3	4	5		1	2	3	4	5	
Points won	13	11	3	11		38	11	9	11	4		35
Biggest lead	3	2	-	7		7	3	2	8	-		8
Points won on own serve	6	6	2	5		19	5	5	5	2		17
Points lost on own serve	6	4	6	2		18	7	5	1	5		18
Most consecutive points won	5	3	3	5		5	4	4	8	1		8
Greatest deficit overcome	3	2	-	-		3	-	-	-	-		-
Handedness/Grip	Left/						Right/					

Game/Match Statistics	Game					Match
	1	2	3	4	5	
Longest rally (strokes)	7	8	10	6		10
Average rally	2	4	5	3		3

Game Progress

1	PEK Karolina (POL)	*0	0	*1	2	*3	4	*6	8	*9	10	*10	10	*11	12	13
	RAUEN Danielle (BRA)	0	*2	3	*4	5	*6	6	*6	7	*8	10	*11	11	*11	11
2	PEK Karolina (POL)	0	*1	3	*3	3	*4	6	*7	8	*10	11				
	RAUEN Danielle (BRA)	*0	1	*1	3	*5	6	*6	7	*8	8	9				
3	PEK Karolina (POL)	*0	0	*0	0	*0	2	*3	3							
	RAUEN Danielle (BRA)	0	*2	4	*6	8	*8	9	11							
4	PEK Karolina (POL)	0	*2	3	*5	7	*8	9	*10	11						
	RAUEN Danielle (BRA)	0	0	*1	1	*1	2	*3	4	4						

Note:

The "Greatest deficit overcome" only applies when the player ends up winning the game.

Legend:

No. Number * Server



Match Results

Resultados da partida

LEI Lina (CHN) 3-0 RAUEN Danielle (BRA)

Game Summary		Match	Game 1	Game 2	Game 3	Game 4	Game 5
LEI Lina	CHN	3	11	11	11		
RAUEN Danielle	BRA	0	1	5	8		
Duration:		16min	3min	4min	6min		

Match No.: 13 Table: 2

Umpires: BOUDJEHEM Abdellah (ALG) WIEKART Ina (NED)

Player Statistics	LEI Lina (CHN)					Match	RAUEN Danielle (BRA)					Match
	Game						Game					
	1	2	3	4	5		1	2	3	4	5	
Points won	11	11	11			33	1	5	8			14
Biggest lead	10	6	4			10	-	-	2			2
Points won on own serve	6	6	6			18	1	3	4			8
Points lost on own serve	0	2	4			6	5	5	5			15
Most consecutive points won	9	5	4			9	1	2	3			3
Greatest deficit overcome	-	-	2			2	-	-	-			-
Handedness/Grip	Left/						Right/					

Game/Match Statistics	Game					Match
	1	2	3	4	5	
Longest rally (strokes)	7	7	7			7
Average rally	4	4	4			4

Game Progress

1	LEI Lina (CHN)	*0	2	*3	5	*7	9	11				
	RAUEN Danielle (BRA)	0	*0	1	*1	1	*1	1				
2	LEI Lina (CHN)	0	*1	3	*5	6	*7	8	*9	11		
	RAUEN Danielle (BRA)	*0	1	*1	1	*2	3	*4	5	5		
3	LEI Lina (CHN)	*0	1	*2	2	*4	6	*7	9	*9	10	11
	RAUEN Danielle (BRA)	0	*1	2	*4	4	*4	5	*5	7	*8	8

Note:

The "Greatest deficit overcome" only applies when the player ends up winning the game.

Legend:

No. Number * Server



Match Results

Resultados da partida

LIU Meng (CHN) 3-2 PEK Karolina (POL)

Game Summary		Match	Game 1	Game 2	Game 3	Game 4	Game 5
LIU Meng	CHN	3	7	11	12	7	11
PEK Karolina	POL	2	11	6	10	11	9
Duration:		36min	5min	5min	6min	6min	7min

Match No.: 14 Table: 8

Umpires: GALVAO Luzia (BRA) KLECKER Roman (CZE)

Player Statistics	LIU Meng (CHN)						PEK Karolina (POL)					
	Game					Match	Game					Match
	1	2	3	4	5		1	2	3	4	5	
Points won	7	11	12	7	11	48	11	6	10	11	9	47
Biggest lead	2	5	3	2	2	5	4	-	1	4	4	4
Points won on own serve	5	4	5	5	5	24	6	2	4	7	4	23
Points lost on own serve	5	4	6	3	5	23	2	7	7	2	6	24
Most consecutive points won	2	5	3	3	6	6	3	3	2	3	3	3
Greatest deficit overcome	-	-	1	-	4	4	2	-	-	2	-	2
Handedness/Grip	Right/						Left/					

Game/Match Statistics	Game					Match
	1	2	3	4	5	
Longest rally (strokes)	7	7	9	7	8	9
Average rally	4	5	5	5	4	4

Game Progress

1	LIU Meng (CHN)	*0	1	*2	4	*4	5	*5	6	*7	7			
	PEK Karolina (POL)	0	*1	2	*2	4	*5	7	*8	9	11			
2	LIU Meng (CHN)	0	*1	3	*4	4	*6	6	*8	10	11			
	PEK Karolina (POL)	*0	1	*1	2	*4	4	*6	6	*6	6			
3	LIU Meng (CHN)	*0	1	*2	3	*4	5	*7	8	*9	9	*10	11	12
	PEK Karolina (POL)	0	*1	2	*3	4	*5	5	*6	7	*9	10	*10	10
4	LIU Meng (CHN)	0	*1	3	*3	4	*4	5	*6	7	7			
	PEK Karolina (POL)	0	1	*1	3	*4	6	*7	8	*9	11			
5	LIU Meng (CHN)	*0	1	*2	3	*3	4	*5	5	*7	9	11		
	PEK Karolina (POL)	0	*1	2	*3	5	*6	7	*9	9	*9	9		

Note:

The "Greatest deficit overcome" only applies when the player ends up winning the game.

Legend:

No. Number * Server



Match Results

Resultados da partida

PEK Karolina (POL) 3-2 RAUEN Danielle (BRA)

Game Summary		Match	Game 1	Game 2	Game 3	Game 4	Game 5
PEK Karolina	POL	3	8	8	11	11	11
RAUEN Danielle	BRA	2	11	11	9	5	5
Duration:		39min	6min	7min	8min	7min	6min

Match No.: 15 Table: 4

Umpires: KLECKER Roman (CZE) MUCHA Heike (GER)

Player Statistics	PEK Karolina (POL)						RAUEN Danielle (BRA)					
	Game					Match	Game					Match
	1	2	3	4	5		1	2	3	4	5	
Points won	8	8	11	11	11	49	11	11	9	5	5	41
Biggest lead	1	1	2	6	6	6	4	3	4	-	-	4
Points won on own serve	4	5	5	6	8	28	6	6	4	3	5	24
Points lost on own serve	5	5	5	2	0	17	4	3	6	5	3	21
Most consecutive points won	2	4	4	5	6	6	4	4	4	2	2	4
Greatest deficit overcome	-	-	4	-	-	4	1	1	-	-	-	1
Handedness/Grip	Left/						Right/					

Game/Match Statistics	Game					Match
	1	2	3	4	5	
Longest rally (strokes)	16	13	34	13	20	34
Average rally	6	6	7	6	7	6

Game Progress

1	PEK Karolina (POL)	0	*1	2	*3	3	*3	4	*5	7	*8	8
	RAUEN Danielle (BRA)	*0	1	*2	3	*5	7	*8	9	*9	10	11
2	PEK Karolina (POL)	*0	0	*1	3	*4	5	*5	7	*8	8	8
	RAUEN Danielle (BRA)	0	*2	3	*3	4	*5	7	*7	8	*10	11
3	PEK Karolina (POL)	0	*0	0	*1	3	*4	5	*7	8	*10	11
	RAUEN Danielle (BRA)	*0	2	*4	5	*5	6	*7	7	*8	8	9
4	PEK Karolina (POL)	*0	2	*2	4	*6	7	*8	9	11		
	RAUEN Danielle (BRA)	0	*0	2	*2	2	*3	4	*5	5		
5	PEK Karolina (POL)	0	*1	3	*3	5	*5	7	*9	11		
	RAUEN Danielle (BRA)	*0	1	*1	3	*3	5	*5	5	5		

Note:

The "Greatest deficit overcome" only applies when the player ends up winning the game.

Legend:

No. Number * Server



Match Results

Resultados da partida

LIU Meng (CHN) 3-0 LEI Lina (CHN)

Game Summary		Match	Game 1	Game 2	Game 3	Game 4	Game 5
LIU Meng	CHN	3	12	13	13		
LEI Lina	CHN	0	10	11	11		
Duration:		23min	7min	6min	7min		

Match No.: 16 Table: 2

Umpires: VILANOVA Flavia (BRA) KIM Kyunghee (KOR)

Player Statistics	LIU Meng (CHN)					Match	LEI Lina (CHN)					Match
	Game						Game					
	1	2	3	4	5		1	2	3	4	5	
Points won	12	13	13			38	10	11	11			32
Biggest lead	2	2	2			2	3	2	3			3
Points won on own serve	4	6	6			16	4	5	5			14
Points lost on own serve	6	6	6			18	7	7	7			21
Most consecutive points won	5	2	4			5	3	2	4			4
Greatest deficit overcome	3	2	3			3	-	-	-			-
Handedness/Grip	Right/						Left/					

Game/Match Statistics	Game					Match
	1	2	3	4	5	
Longest rally (strokes)	10	8	14			14
Average rally	5	4	5			4

Game Progress

1	LIU Meng (CHN)	0	1	*2	4	*5	5	*6	6	*7	8	*10	11	12		
	LEI Lina (CHN)	0	*1	2	*2	3	*5	6	*8	9	*10	10	*10	10		
2	LIU Meng (CHN)	0	*0	1	*3	4	*5	6	*7	8	*9	10	*11	11	*12	13
	LEI Lina (CHN)	*0	2	*3	3	*4	5	*6	7	*8	9	*10	10	*11	11	11
3	LIU Meng (CHN)	*0	1	*2	2	*4	5	*6	7	*7	8	*10	11	*11	12	13
	LEI Lina (CHN)	0	*1	2	*4	4	*5	6	*7	9	*10	10	*10	11	*11	11

Note:

The "Greatest deficit overcome" only applies when the player ends up winning the game.

Legend:

No. Number * Server



Player Statistics

Estatísticas dos atletas

As of TUE 13 SEP 2016

Players	NPC	Matches				Games				Match Duration	
		Played	Won	Lost	%Won	Played	Won	Lost	%Won	All	Average
KAVAS Neslihan Right CI9	TUR	3	1	2	33%	12	6	6	50%	1h16min	25min
		Points Won				Points Lost					
		Total	Own Serve: 71		Most Consecutive: 5		Total	Own Serve: 44		Most Consecutive: 5	
		112	Opp. Serve: 41		GDO: 2		111	Opp. Serve: 67		GLL: 2	
KRAMM Lena Left CI9	GER	Matches				Games				Match Duration	
		Played	Won	Lost	%Won	Played	Won	Lost	%Won	All	Average
		3	0	3	0%	9	0	9	0%	50min	17min
		Points Won				Points Lost					
Total	Own Serve: 32		Most Consecutive: 4		Total	Own Serve: 42		Most Consecutive: 10			
50	Opp. Serve: 18		GDO: 0		99	Opp. Serve: 57		GLL: 2			
LEI Lina Left CI9	CHN	Matches				Games				Match Duration	
		Played	Won	Lost	%Won	Played	Won	Lost	%Won	All	Average
		5	4	1	80%	16	12	4	75%	1h39min	20min
		Points Won				Points Lost					
Total	Own Serve: 88		Most Consecutive: 9		Total	Own Serve: 57		Most Consecutive: 5			
172	Opp. Serve: 84		GDO: 2		120	Opp. Serve: 63		GLL: 3			
LIU Meng Right CI9	CHN	Matches				Games				Match Duration	
		Played	Won	Lost	%Won	Played	Won	Lost	%Won	All	Average
		5	4	1	80%	19	12	7	63%	2h14min	27min
		Points Won				Points Lost					
Total	Own Serve: 99		Most Consecutive: 6		Total	Own Serve: 90		Most Consecutive: 5			
196	Opp. Serve: 97		GDO: 4		186	Opp. Serve: 96		GLL: 2			
MARQUES PARINOS J Right CI9	BRA	Matches				Games				Match Duration	
		Played	Won	Lost	%Won	Played	Won	Lost	%Won	All	Average
		3	0	3	0%	9	0	9	0%	53min	18min
		Points Won				Points Lost					
Total	Own Serve: 36		Most Consecutive: 5		Total	Own Serve: 42		Most Consecutive: 6			
57	Opp. Serve: 21		GDO: 0		99	Opp. Serve: 57		GLL: 2			
PEK Karolina Left CI9	POL	Matches				Games				Match Duration	
		Played	Won	Lost	%Won	Played	Won	Lost	%Won	All	Average
		5	4	1	80%	22	14	8	64%	2h31min	30min
		Points Won				Points Lost					
Total	Own Serve: 111		Most Consecutive: 8		Total	Own Serve: 86		Most Consecutive: 8			
206	Opp. Serve: 95		GDO: 4		182	Opp. Serve: 96		GLL: 4			
RAUEN Danielle Right CI9	BRA	Matches				Games				Match Duration	
		Played	Won	Lost	%Won	Played	Won	Lost	%Won	All	Average
		5	2	3	40%	20	9	11	45%	2h16min	27min
		Points Won				Points Lost					
Total	Own Serve: 93		Most Consecutive: 8		Total	Own Serve: 79		Most Consecutive: 9			
168	Opp. Serve: 75		GDO: 3		179	Opp. Serve: 100		GLL: 4			



Player Statistics
Estatísticas dos atletas

As of TUE 13 SEP 2016

Players	NPC	Matches				Games				Match Duration	
		Played	Won	Lost	%Won	Played	Won	Lost	%Won	All	Average
XIONG Guiyan	CHN	3	1	2	33%	13	7	6	54%	1h23min	28min
Right		Points Won						Points Lost			
CI9		Total	Own Serve:	69	Most Consecutive:	10	Total	Own Serve:	44	Most Consecutive:	7
		122	Opp. Serve:	53	GDO:	2	107	Opp. Serve:	63	GLL:	3

Note:
The "Greatest deficit overcome" only applies when the player ends up winning the game and "Greatest lead lost" only when losing.

Legend:
GDO Greatest deficit overcome **GLL** Greatest lead lost **Opp.** Opponent's



Tournament Statistics

Estatísticas do torneio

As of TUE 13 SEP 2016

Statistics	Preliminaries	Semifinals	Finals	Total
Matches				
Total	12	2	2	16
Game Margin: 3:0	7 58%	1 50%	1 50%	9 56%
3:1	2 17%			2 13%
3:2	3 25%	1 50%	1 50%	5 31%
Invalid Results Mark				
Duration: Total	4h37min	52min	1h2min	6h31min
Longest	35min	36min	39min	39min
Shortest	16min	16min	23min	16min
Average	23min	26min	31min	24min
Games				
Total	44	8	8	60
Point Margin: 11				
10		1 13%		1 2%
9	1 2%			1 2%
8	4 9%			4 7%
7	2 5%			2 3%
6	5 11%	1 13%	2 25%	8 13%
5	9 20%	1 13%		10 17%
4	8 18%	2 25%		10 17%
3	3 7%	1 13%	2 25%	6 10%
2	12 27%	2 25%	4 50%	18 30%
Invalid Results Mark				
Duration: Total	3h55min	42min	54min	5h31min
Longest	8min	7min	8min	8min
Shortest	4min	3min	6min	3min
Average	5min	5min	7min	6min
Points				
Total	791	142	160	1093
Per game	17.98	17.75	20.00	18.22
Most consecutive won	10	9	6	10
Greatest deficit overcome	3	4	4	4
Longest rally	23	9	34	34
Average rally	4	4	5	5

Note:

The "Greatest deficit overcome" only applies when the player ends up winning the game.



Entry List by Event

As of MON 5 SEP 2016

NPC	Name	Date of Birth	How Qualified	World Ranking
AUS - Australia	McDONNELL Andrea	17 JUL 1960		16
	TAPPER Melissa	1 MAR 1990		4
BRA - Brazil	ALEXANDRE Bruna	29 MAR 1995		3
CHN - People's Republic of China	YANG Qian	17 JUN 1996		1
CRO - Croatia	LUCIC Mirjana	9 DEC 1976		6
DEN - Denmark	WALLOE Sophie	14 APR 2000		5
POL - Poland	PARTYKA Natalia	27 JUL 1989		2
TUR - Turkey	ERTIS Umran	13 APR 1996		7

Note:

All changes are available in INFO.
(nnn) in 'How Qualified' represents the player's singles world ranking as of September 2016.



Draw
Sorteio

GROUP A

Rk	Name	NPC	CHN	BRA	CRO	AUS	Match Points
1	YANG Qian	CHN		3:0 (11:6, 11:2, 11:1)	3:0 (11:5, 11:4, 11:8)	3:0 (11:7, 11:3, 11:2)	6
2	COSTA ALEXANDRE Bruna	BRA	0:3 (6:11, 2:11, 1:11)		3:0 (11:8, 11:4, 11:3)	3:0 (11:3, 11:5, 11:2)	5
3	LUCIC Mirjana	CRO	0:3 (5:11, 4:11, 8:11)	0:3 (8:11, 4:11, 3:11)		3:1 (11:8, 11:3, 4:11, 11:7)	4
4	McDONNELL Andrea	AUS	0:3 (7:11, 3:11, 2:11)	0:3 (3:11, 5:11, 2:11)	1:3 (8:11, 3:11, 11:4, 7:11)		3

GROUP B

Rk	Name	NPC	POL	DEN	AUS	TUR	Match Points
1	PARTYKA Natalia	POL		3:0 (11:6, 11:4, 11:4)	3:0 (11:6, 11:3, 11:4)	3:0 (11:4, 11:2, 11:4)	6
2	WALLOE Sophie	DEN	0:3 (6:11, 4:11, 4:11)		3:2 (5:11, 5:11, 11:8, 12:10, 11:8)	3:0 (11:4, 11:7, 16:14)	5
3	TAPPER Melissa	AUS	0:3 (6:11, 3:11, 4:11)	2:3 (11:5, 11:5, 8:11, 10:12, 8:11)		3:1 (11:2, 11:4, 10:12, 11:9)	4
4	ERTIS Umran	TUR	0:3 (4:11, 2:11, 4:11)	0:3 (4:11, 7:11, 14:16)	1:3 (2:11, 4:11, 12:10, 9:11)		3

Qualification rule:

First and Second from each group will qualify for the Semifinals.

Legend:

Rk Rank



Draw
Sorteio

QUALIFIED FROM GROUPS				
Group	Rk	Name	NPC	Match Points
A	1	YANG Qian	CHN	6
B	1	PARTYKA Natalia	POL	6
A	2	COSTA ALEXANDRE Bruna	BRA	5
B	2	WALLOE Sophie	DEN	5

Semifinals	NPC Code	Finals	
YANG Qian	CHN	WALLOE Sophie	DEN
		YANG Qian	3-0 (11:8, 11:8, 11:9)
		PARTYKA Natalia	3-0 (11:8, 18:16, 11:5)
			GOLD
COSTA ALEXANDRE Bruna	BRA	PARTYKA Natalia	POL
		PARTYKA Natalia	3-2 (8:11, 12:10, 9:11, 11:1, 11:8)
			SILVER
PARTYKA Natalia	POL	YANG Qian	CHN
		WALLOE Sophie	
		COSTA ALEXANDRE Bruna	3-0 (11:2, 13:11, 11:8)
			BRONZE
		COSTA ALEXANDRE Bruna	BRA



Match Results

Resultados da partida

YANG Qian (CHN) 3-0 LUCIC Mirjana (CRO)

Game Summary		Match	Game 1	Game 2	Game 3	Game 4	Game 5
YANG Qian	CHN	3	11	11	11		
LUCIC Mirjana	CRO	0	5	4	8		
Duration:		15min	4min	4min	5min		

Match No.: 1 Table: 2

Umpires: BOUDJEHEM Abdellah (ALG) BARROS Mario Paz (BRA)

Player Statistics	YANG Qian (CHN)					Match	LUCIC Mirjana (CRO)					Match
	Game						Game					
	1	2	3	4	5		1	2	3	4	5	
Points won	11	11	11			33	5	4	8			17
Biggest lead	6	8	3			8	2	-	4			4
Points won on own serve	7	6	7			20	4	2	6			12
Points lost on own serve	1	2	2			5	4	5	4			13
Most consecutive points won	6	6	6			6	2	2	3			3
Greatest deficit overcome	2	-	4			4	-	-	-			-
Handedness/Grip	Right/						Right/					

Game/Match Statistics	Game					Match
	1	2	3	4	5	
Longest rally (strokes)	9	7	10			10
Average rally	4	4	4			4

Game Progress

1	YANG Qian (CHN)	0	*0	2	*4	6	*6	7	*9	11		
	LUCIC Mirjana (CRO)	*0	2	*2	2	*2	4	*5	5	5		
2	YANG Qian (CHN)	*0	2	*3	5	*7	9	*10	10	11		
	LUCIC Mirjana (CRO)	0	*0	1	*1	1	*1	2	*4	4		
3	YANG Qian (CHN)	0	*0	1	*1	3	*4	5	*7	9	*10	11
	LUCIC Mirjana (CRO)	*0	2	*3	5	*5	6	*7	7	*7	8	8

Note:

The "Greatest deficit overcome" only applies when the player ends up winning the game.

Legend:

No. Number * Server



Match Results

Resultados da partida

PARTYKA Natalia (POL) 3-0 WALLOE Sophie (DEN)

Game Summary		Match	Game 1	Game 2	Game 3	Game 4	Game 5
PARTYKA Natalia	POL	3	11	11	11		
WALLOE Sophie	DEN	0	6	4	4		
Duration:		19min	6min	5min	5min		

Match No.: 3 Table: 6

Umpires: ARINYE Cecilia Dora (NGR) VILANOVA Flavia (BRA)

Player Statistics	PARTYKA Natalia (POL)					Match	WALLOE Sophie (DEN)					Match
	Game						Game					
	1	2	3	4	5		1	2	3	4	5	
Points won	11	11	11			33	6	4	4			14
Biggest lead	5	7	7			7	2	-	1			2
Points won on own serve	4	7	4			15	2	3	1			6
Points lost on own serve	4	1	3			8	6	4	7			17
Most consecutive points won	7	7	5			7	3	2	2			3
Greatest deficit overcome	2	-	1			2	-	-	-			-
Handedness/Grip	Left/						Right/					

Game/Match Statistics	Game					Match
	1	2	3	4	5	
Longest rally (strokes)	9	8	7			9
Average rally	4	4	4			4

Game Progress

1	PARTYKA Natalia (POL)	0	*1	2	*3	3	*5	7	*9	10	11
	WALLOE Sophie (DEN)	0	1	*2	3	*5	5	*5	5	*6	6
2	PARTYKA Natalia (POL)	*0	2	*2	4	*6	8	*9	10	11	
	WALLOE Sophie (DEN)	0	*0	2	*2	2	*2	3	*4	4	
3	PARTYKA Natalia (POL)	0	*1	3	*5	6	*8	8	*10	11	
	WALLOE Sophie (DEN)	*0	1	*1	1	*2	2	*4	4	4	

Note:

The "Greatest deficit overcome" only applies when the player ends up winning the game.

Legend:

No. Number * Server



Match Results

Resultados da partida

COSTA ALEXANDRE Bruna (BRA) 3-0 McDONNELL Andrea (AUS)

Game Summary		Match	Game 1	Game 2	Game 3	Game 4	Game 5
COSTA ALEXANDRE Bruna	BRA	3	11	11	11		
McDONNELL Andrea	AUS	0	3	5	2		
Duration:		11min	3min	4min	3min		

Match No.: 2 Table: 4

Umpires: RAGAB Elsayed (EGY) VARENGOT Yannick (FRA)

Player Statistics	COSTA ALEXANDRE Bruna (BRA)					Match	McDONNELL Andrea (AUS)					Match
	Game						Game					
	1	2	3	4	5		1	2	3	4	5	
Points won	11	11	11			33	3	5	2			10
Biggest lead	8	7	9			9	-	-	-			-
Points won on own serve	7	6	7			20	2	3	2			7
Points lost on own serve	1	2	0			3	4	5	4			13
Most consecutive points won	5	4	9			9	1	3	2			3
Greatest deficit overcome	-	-	-			-	-	-	-			-
Handedness/Grip	Left/						Right/					

Game/Match Statistics	Game					Match
	1	2	3	4	5	
Longest rally (strokes)	8	8	6			8
Average rally	3	4	3			3

Game Progress

1	COSTA ALEXANDRE Bruna (BRA)	*0	1	*3	5	*6	8	*9	11
	McDONNELL Andrea (AUS)	0	*1	1	*1	2	*2	3	3
2	COSTA ALEXANDRE Bruna (BRA)	0	*1	3	*5	6	*8	9	*9 11
	McDONNELL Andrea (AUS)	*0	1	*1	1	*2	2	*3	5 5
3	COSTA ALEXANDRE Bruna (BRA)	*0	2	*2	4	*6	8	*10	11
	McDONNELL Andrea (AUS)	0	*0	2	*2	2	*2	2	2

Note:

The "Greatest deficit overcome" only applies when the player ends up winning the game.

Legend:

No. Number * Server



Match Results

Resultados da partida

TAPPER Melissa (AUS) 3-1 ERTIS Umran (TUR)

Game Summary		Match	Game 1	Game 2	Game 3	Game 4	Game 5
TAPPER Melissa	AUS	3	11	11	10	11	
ERTIS Umran	TUR	1	2	4	12	9	
Duration:		23min	3min	4min	5min	7min	

Match No.: 4 Table: 8

Umpires: LU Hong (CHN) CRUZ Lara (BRA)

Player Statistics	TAPPER Melissa (AUS)					Match	ERTIS Umran (TUR)					Match
	Game						Game					
	1	2	3	4	5		1	2	3	4	5	
Points won	11	11	10	11		43	2	4	12	9		27
Biggest lead	9	7	1	3		9	-	-	2	-		2
Points won on own serve	7	7	5	7		26	2	4	6	6		18
Points lost on own serve	0	0	6	3		9	4	4	5	4		17
Most consecutive points won	7	5	2	2		7	1	2	3	2		3
Greatest deficit overcome	-	-	-	-		-	-	-	1	-		1
Handedness/Grip	Left/						Right/					

Game/Match Statistics	Game					Match
	1	2	3	4	5	
Longest rally (strokes)	8	10	8	11		11
Average rally	4	4	4	5		4

Game Progress

1	TAPPER Melissa (AUS)	*0	2	*3	5	*7	9	*10	11					
	ERTIS Umran (TUR)	0	*0	1	*1	1	*1	2	2					
2	TAPPER Melissa (AUS)	0	*2	4	*4	6	*6	8	*10	11				
	ERTIS Umran (TUR)	*0	0	*0	2	*2	4	*4	4	4				
3	TAPPER Melissa (AUS)	*0	1	*2	3	*4	5	*6	7	*8	9	*10	10	10
	ERTIS Umran (TUR)	0	*1	2	*3	4	*5	6	*7	8	*9	10	*11	12
4	TAPPER Melissa (AUS)	0	*2	3	*4	5	*5	6	*7	9	*9	11		
	ERTIS Umran (TUR)	*0	0	*1	2	*3	5	*6	7	*7	9	9		

Note:

The "Greatest deficit overcome" only applies when the player ends up winning the game.

Legend:

No. Number * Server



Match Results

Resultados da partida

LUCIC Mirjana (CRO) 3-1 McDONNELL Andrea (AUS)

Game Summary		Match	Game 1	Game 2	Game 3	Game 4	Game 5
LUCIC Mirjana	CRO	3	11	11	4	11	
McDONNELL Andrea	AUS	1	8	3	11	7	
Duration:		19min	4min	3min	4min	4min	

Match No.: 5 Table: 2

Umpires: BOTH Flavio (BRA) dos SANTOS Danilo (BRA)

Player Statistics	LUCIC Mirjana (CRO)					Match	McDONNELL Andrea (AUS)					Match
	Game						Game					
	1	2	3	4	5		1	2	3	4	5	
Points won	11	11	4	11		37	8	3	11	7		29
Biggest lead	6	8	1	5		8	1	-	7	3		7
Points won on own serve	5	7	2	7		21	4	2	6	4		16
Points lost on own serve	4	1	5	3		13	6	4	2	4		16
Most consecutive points won	6	5	2	6		6	4	1	8	4		8
Greatest deficit overcome	1	-	-	3		3	-	-	1	-		1
Handedness/Grip	Right/						Right/					

Game/Match Statistics	Game					Match
	1	2	3	4	5	
Longest rally (strokes)	10	7	11	12		12
Average rally	3	3	5	5		4

Game Progress

1	LUCIC Mirjana (CRO)	0	*1	3	*5	6	*7	8	*10	10	*10	11
	McDONNELL Andrea (AUS)	*0	1	*1	1	*2	3	*4	4	*6	8	8
2	LUCIC Mirjana (CRO)	*0	1	*3	5	*6	8	*9	11			
	McDONNELL Andrea (AUS)	0	*1	1	*1	2	*2	3	3			
3	LUCIC Mirjana (CRO)	0	*1	2	*3	4	*4	4	*4	4		
	McDONNELL Andrea (AUS)	*0	1	*2	3	*4	6	*8	10	11		
4	LUCIC Mirjana (CRO)	*0	1	*1	2	*4	6	*7	9	*10	11	
	McDONNELL Andrea (AUS)	0	*1	3	*4	4	*4	5	*5	6	7	

Note:

The "Greatest deficit overcome" only applies when the player ends up winning the game.

Legend:

No. Number * Server



Match Results

Resultados da partida

WALLOE Sophie (DEN) 3-0 ERTIS Umran (TUR)

Game Summary		Match	Game 1	Game 2	Game 3	Game 4	Game 5
WALLOE Sophie	DEN	3	11	11	16		
ERTIS Umran	TUR	0	4	7	14		
Duration:		20min	4min	5min	8min		

Match No.: 7 Table: 6

Umpires: MONTES Marlos (BRA) MIRANDA Barjonas (BRA)

Player Statistics	WALLOE Sophie (DEN)					Match	ERTIS Umran (TUR)					Match
	Game						Game					
	1	2	3	4	5		1	2	3	4	5	
Points won	11	11	16			38	4	7	14			25
Biggest lead	7	5	3			7	-	-	1			1
Points won on own serve	5	2	8			15	1	1	7			9
Points lost on own serve	3	6	7			16	6	9	8			23
Most consecutive points won	5	5	3			5	1	3	3			3
Greatest deficit overcome	-	-	1			1	-	-	-			-
Handedness/Grip	Right/						Right/					

Game/Match Statistics	Game					Match
	1	2	3	4	5	
Longest rally (strokes)	8	8	16			16
Average rally	4	5	6			5

Game Progress

1	WALLOE Sophie (DEN)	*0	1	*3	4	*5	7	*9	10	11									
	ERTIS Umran (TUR)	0	*1	1	*2	3	*3	3	*4	4									
2	WALLOE Sophie (DEN)	0	*2	4	*5	5	*7	7	*9	9	11								
	ERTIS Umran (TUR)	*0	0	*0	1	*3	3	*5	5	*7	7								
3	WALLOE Sophie (DEN)	*0	1	*2	4	*5	5	*6	7	*9	9	*10	11	*11	12	*12	13	*13	
	ERTIS Umran (TUR)	0	*1	2	*2	3	*5	6	*7	7	*9	10	*10	11	*11	12	*12	13	
		13	*14	15	16														
		*14	14	*14	14														

Note:

The "Greatest deficit overcome" only applies when the player ends up winning the game.

Legend:

No. Number * Server



Match Results

Resultados da partida

YANG Qian (CHN) 3-0 COSTA ALEXANDRE Bruna (BRA)

Game Summary		Match	Game 1	Game 2	Game 3	Game 4	Game 5
YANG Qian	CHN	3	11	11	11		
COSTA ALEXANDRE Bruna	BRA	0	6	2	1		
Duration:		13min	4min	3min	4min		

Match No.: 6 Table: 4

Umpires: KIM Kyunghye (KOR) HOPKINS Alan Leslie (AUS)

Player Statistics	YANG Qian (CHN)					Match	COSTA ALEXANDRE Bruna (BRA)					Match
	Game						Game					
	1	2	3	4	5		1	2	3	4	5	
Points won	11	11	11			33	6	2	1			9
Biggest lead	5	9	10			10	3	-	-			3
Points won on own serve	6	6	5			17	4	1	0			5
Points lost on own serve	2	1	1			4	5	5	5			15
Most consecutive points won	4	5	6			6	3	1	1			3
Greatest deficit overcome	3	-	-			3	-	-	-			-
Handedness/Grip	Right/						Left/					

Game/Match Statistics	Game					Match
	1	2	3	4	5	
Longest rally (strokes)	11	6	10			11
Average rally	5	4	4			4

Game Progress

1	YANG Qian (CHN)	0	*0	1	*3	4	*5	7	*8	10	11
	COSTA ALEXANDRE Bruna (BRA)	*0	2	*3	3	*4	5	*5	6	*6	6
2	YANG Qian (CHN)	*0	2	*3	5	*7	8	*10	11		
	COSTA ALEXANDRE Bruna (BRA)	0	*0	1	*1	1	*2	2	2		
3	YANG Qian (CHN)	0	*2	4	*6	7	*9	11			
	COSTA ALEXANDRE Bruna (BRA)	0	0	*0	0	*1	1	1			

Note:

The "Greatest deficit overcome" only applies when the player ends up winning the game.

Legend:

No. Number * Server



Match Results

Resultados da partida

PARTYKA Natalia (POL) 3-0 TAPPER Melissa (AUS)

Game Summary		Match	Game 1	Game 2	Game 3	Game 4	Game 5
PARTYKA Natalia	POL	3	11	11	11		
TAPPER Melissa	AUS	0	6	3	4		
Duration:		19min	6min	5min	5min		

Match No.: 8 Table: 8

Umpires: DUBEY Atul (IND) GALVAO Luzia (BRA)

Player Statistics	PARTYKA Natalia (POL)					Match	TAPPER Melissa (AUS)					Match
	Game						Game					
	1	2	3	4	5		1	2	3	4	5	
Points won	11	11	11			33	6	3	4			13
Biggest lead	5	8	8			8	2	-	-			2
Points won on own serve	6	7	5			18	3	2	2			7
Points lost on own serve	2	1	2			5	5	4	6			15
Most consecutive points won	5	5	6			6	2	1	2			2
Greatest deficit overcome	2	-	-			2	-	-	-			-
Handedness/Grip	Left/						Left/					

Game/Match Statistics	Game					Match
	1	2	3	4	5	
Longest rally (strokes)	6	6	7			7
Average rally	3	4	4			4

Game Progress

1	PARTYKA Natalia (POL)	0	*0	1	*3	5	*5	7	*9	10	11
	TAPPER Melissa (AUS)	0	2	*3	3	*3	5	*5	5	*6	6
2	PARTYKA Natalia (POL)	*0	1	*3	5	*6	8	*9	11		
	TAPPER Melissa (AUS)	0	*1	1	*1	2	*2	3	3		
3	PARTYKA Natalia (POL)	0	*2	3	*5	7	*9	10	*10	11	
	TAPPER Melissa (AUS)	*0	0	*1	1	*1	1	*2	4	4	

Note:

The "Greatest deficit overcome" only applies when the player ends up winning the game.

Legend:

No. Number * Server



Match Results

Resultados da partida

YANG Qian (CHN) 3-0 McDONNELL Andrea (AUS)

Game Summary		Match	Game 1	Game 2	Game 3	Game 4	Game 5
YANG Qian	CHN	3	11	11	11		
McDONNELL Andrea	AUS	0	7	3	2		
Duration:		12min	4min	4min	3min		

Match No.: 9 Table: 8

Umpires: BARROS Mario Paz (BRA) BOTH Flavio (BRA)

Player Statistics	YANG Qian (CHN)					Match	McDONNELL Andrea (AUS)					Match
	Game						Game					
	1	2	3	4	5		1	2	3	4	5	
Points won	11	11	11			33	7	3	2			12
Biggest lead	4	8	9			9	2	-	-			2
Points won on own serve	3	7	6			16	2	2	2			6
Points lost on own serve	5	1	0			6	8	4	5			17
Most consecutive points won	6	5	8			8	3	2	2			3
Greatest deficit overcome	2	-	-			2	-	-	-			-
Handedness/Grip	Right/						Right/					

Game/Match Statistics	Game					Match
	1	2	3	4	5	
Longest rally (strokes)	10	10	10			10
Average rally	5	4	4			5

Game Progress

1	YANG Qian (CHN)	0	*1	1	*3	4	*5	5	*7	9	11
	McDONNELL Andrea (AUS)	*0	1	*3	3	*4	5	*7	7	*7	7
2	YANG Qian (CHN)	*0	2	*2	4	*6	7	*9	11		
	McDONNELL Andrea (AUS)	0	*0	2	*2	2	*3	3	3		
3	YANG Qian (CHN)	0	*2	4	*6	8	*8	10	11		
	McDONNELL Andrea (AUS)	*0	0	*0	0	*0	2	*2	2		

Note:

The "Greatest deficit overcome" only applies when the player ends up winning the game.

Legend:

No. Number * Server



Match Results

Resultados da partida

PARTYKA Natalia (POL) 3-0 ERTIS Umran (TUR)

Game Summary		Match	Game 1	Game 2	Game 3	Game 4	Game 5
PARTYKA Natalia	POL	3	11	11	11		
ERTIS Umran	TUR	0	4	2	4		
Duration:		13min	3min	4min	4min		

Match No.: 11 Table: 6

Umpires: KIM Kyunghye (KOR) HOPKINS Alan Leslie (AUS)

Player Statistics	PARTYKA Natalia (POL)					Match	ERTIS Umran (TUR)					Match
	Game						Game					
	1	2	3	4	5		1	2	3	4	5	
Points won	11	11	11			33	4	2	4			10
Biggest lead	7	9	7			9	-	-	1			1
Points won on own serve	6	7	6			19	3	2	2			7
Points lost on own serve	1	0	1			2	5	4	5			14
Most consecutive points won	6	8	5			8	2	1	1			2
Greatest deficit overcome	-	-	1			1	-	-	-			-
Handedness/Grip	Left/						Right/					

Game/Match Statistics	Game					Match
	1	2	3	4	5	
Longest rally (strokes)	5	8	7			8
Average rally	3	3	4			4

Game Progress

1	PARTYKA Natalia (POL)	0	*2	4	*4	5	*6	8	*10	11
	ERTIS Umran (TUR)	*0	0	*0	2	*3	4	*4	4	4
2	PARTYKA Natalia (POL)	*0	2	*3	5	*7	9	*10	11	
	ERTIS Umran (TUR)	0	*0	1	*1	1	*1	2	2	
3	PARTYKA Natalia (POL)	0	*1	3	*4	6	*8	9	*10	11
	ERTIS Umran (TUR)	0	1	*1	2	*2	2	*3	4	4

Note:

The "Greatest deficit overcome" only applies when the player ends up winning the game.

Legend:

No. Number * Server



Match Results

Resultados da partida

COSTA ALEXANDRE Bruna (BRA) 3-0 LUCIC Mirjana (CRO)

Game Summary		Match	Game 1	Game 2	Game 3	Game 4	Game 5
COSTA ALEXANDRE Bruna	BRA	3	11	11	11		
LUCIC Mirjana	CRO	0	8	4	3		
Duration:		18min	5min	4min	4min		

Match No.: 10 Table: 4

Umpires: BOUDJEHEM Abdellah (ALG) WIEKART Ina (NED)

Player Statistics	COSTA ALEXANDRE Bruna (BRA)					Match	LUCIC Mirjana (CRO)					Match
	Game						Game					
	1	2	3	4	5		1	2	3	4	5	
Points won	11	11	11			33	8	4	3			15
Biggest lead	5	7	8			8	1	-	-			1
Points won on own serve	6	6	6			18	5	2	3			10
Points lost on own serve	3	2	0			5	5	5	5			15
Most consecutive points won	5	5	4			5	3	2	2			3
Greatest deficit overcome	1	-	-			1	-	-	-			-
Handedness/Grip	Left/						Right/					

Game/Match Statistics	Game					Match
	1	2	3	4	5	
Longest rally (strokes)	10	7	10			10
Average rally	4	4	5			4

Game Progress

1	COSTA ALEXANDRE Bruna (BRA)	0	*1	2	*4	6	*7	8	*8	9	*10	11
	LUCIC Mirjana (CRO)	*0	1	*2	2	*2	3	*4	6	*7	8	8
2	COSTA ALEXANDRE Bruna (BRA)	*0	2	*4	5	*6	7	*8	10	11		
	LUCIC Mirjana (CRO)	0	*0	0	*1	2	*3	4	*4	4		
3	COSTA ALEXANDRE Bruna (BRA)	0	*2	4	*4	6	*7	9	11			
	LUCIC Mirjana (CRO)	*0	0	*0	2	*2	3	*3	3			

Note:

The "Greatest deficit overcome" only applies when the player ends up winning the game.

Legend:

No. Number * Server



Match Results

Resultados da partida

WALLOE Sophie (DEN) 3-2 TAPPER Melissa (AUS)

Game Summary		Match	Game 1	Game 2	Game 3	Game 4	Game 5
WALLOE Sophie	DEN	3	5	5	11	12	11
TAPPER Melissa	AUS	2	11	11	8	10	8
Duration:		35min	4min	5min	6min	7min	6min

Match No.: 12 Table: 2

Umpires: BAUR Helton Luis (BRA) ZAPATA Carlos (ESP)

Player Statistics	WALLOE Sophie (DEN)						TAPPER Melissa (AUS)					
	Game					Match	Game					Match
	1	2	3	4	5		1	2	3	4	5	
Points won	5	5	11	12	11	44	11	11	8	10	8	48
Biggest lead	-	-	3	3	3	3	6	6	2	1	4	6
Points won on own serve	3	2	7	4	5	21	6	5	6	4	4	25
Points lost on own serve	5	6	2	6	4	23	2	3	4	7	6	22
Most consecutive points won	3	2	4	2	4	4	6	4	3	4	5	6
Greatest deficit overcome	-	-	2	1	4	4	-	-	-	-	-	-
Handedness/Grip	Right/						Left/					

Game/Match Statistics	Game					Match
	1	2	3	4	5	
Longest rally (strokes)	9	15	12	16	11	16
Average rally	4	5	5	6	5	5

Game Progress

1	WALLOE Sophie (DEN)	0	*0	0	*0	1	*3	4	*4	5				
	TAPPER Melissa (AUS)	*0	2	*4	6	*7	7	*8	10	11				
2	WALLOE Sophie (DEN)	*0	0	*1	3	*3	3	*5	5	5				
	TAPPER Melissa (AUS)	0	*2	3	*3	5	*7	7	*9	11				
3	WALLOE Sophie (DEN)	0	*1	2	*2	4	*6	7	*7	9	*10	11		
	TAPPER Melissa (AUS)	*0	1	*2	4	*4	4	*5	7	*7	8	8		
4	WALLOE Sophie (DEN)	0	1	*3	4	*5	6	*7	7	*8	9	*10	11	12
	TAPPER Melissa (AUS)	0	*1	1	*2	3	*4	5	*7	8	*9	10	*10	10
5	WALLOE Sophie (DEN)	0	*1	2	*2	2	*4	6	*7	8	*10	11		
	TAPPER Melissa (AUS)	*0	1	*2	4	*6	6	*6	7	*8	8	8		

Note:

The "Greatest deficit overcome" only applies when the player ends up winning the game.

Legend:

No. Number * Server



Match Results

Resultados da partida

YANG Qian (CHN) 3-0 WALLOE Sophie (DEN)

Game Summary		Match	Game 1	Game 2	Game 3	Game 4	Game 5
YANG Qian	CHN	3	11	11	11		
WALLOE Sophie	DEN	0	8	8	9		
Duration:		21min	5min	5min	7min		

Match No.: 13 Table: 2

Umpires: MUCHA Heike (GER) CLARO Bruno Augusto (BRA)

Player Statistics	YANG Qian (CHN)					Match	WALLOE Sophie (DEN)					Match
	Game						Game					
	1	2	3	4	5		1	2	3	4	5	
Points won	11	11	11			33	8	8	9			25
Biggest lead	3	3	7			7	3	1	-			3
Points won on own serve	6	5	5			16	4	4	4			12
Points lost on own serve	4	4	5			13	5	6	6			17
Most consecutive points won	4	3	5			5	3	3	6			6
Greatest deficit overcome	3	1	-			3	-	-	-			-
Handedness/Grip	Right/						Right/					

Game/Match Statistics	Game					Match
	1	2	3	4	5	
Longest rally (strokes)	12	9	13			13
Average rally	5	4	5			5

Game Progress

1	YANG Qian (CHN)	*0	0	*1	2	*3	5	*6	7	*8	10	11
	WALLOE Sophie (DEN)	0	*2	3	*4	5	*5	6	*7	8	*8	8
2	YANG Qian (CHN)	0	*1	2	*3	4	*5	7	*8	8	*10	11
	WALLOE Sophie (DEN)	*0	1	*2	3	*4	5	*5	6	*8	8	8
3	YANG Qian (CHN)	*0	2	*4	5	*7	8	*9	10	*10	10	11
	WALLOE Sophie (DEN)	0	*0	0	*1	1	*2	3	*4	6	*8	9

Note:

The "Greatest deficit overcome" only applies when the player ends up winning the game.

Legend:

No. Number * Server



Match Results

Resultados da partida

PARTYKA Natalia (POL) 3-2 COSTA ALEXANDRE Bruna (BRA)

Game Summary		Match	Game 1	Game 2	Game 3	Game 4	Game 5
PARTYKA Natalia	POL	3	8	12	9	11	11
COSTA ALEXANDRE Bruna	BRA	2	11	10	11	1	8
Duration:		47min	8min	9min	10min	4min	9min

Match No.: 14 Table: 8

Umpires: WIEKART Ina (NED) BOUDJEHEM Abdellah (ALG)

Player Statistics	PARTYKA Natalia (POL)						COSTA ALEXANDRE Bruna (BRA)					
	Game					Match	Game					Match
	1	2	3	4	5		1	2	3	4	5	
Points won	8	12	9	11	11	51	11	10	11	1	8	41
Biggest lead	1	3	3	10	4	10	3	2	2	-	-	3
Points won on own serve	7	6	6	6	6	31	9	5	7	1	5	27
Points lost on own serve	2	5	4	0	3	14	1	6	3	5	4	19
Most consecutive points won	2	4	2	8	3	8	3	3	4	1	2	4
Greatest deficit overcome	-	2	-	-	-	2	1	-	3	-	-	3
Handedness/Grip	Left/						Left/					

Game/Match Statistics	Game					Match
	1	2	3	4	5	
Longest rally (strokes)	24	11	12	8	9	24
Average rally	5	5	6	5	5	5

Game Progress

1	PARTYKA Natalia (POL)	0	*1	2	*2	4	*4	6	*6	8	*8	8		
	COSTA ALEXANDRE Bruna (BRA)	*0	1	*2	4	*4	6	*6	8	*8	10	11		
2	PARTYKA Natalia (POL)	*0	0	*2	4	*5	6	*7	8	*9	10	*10	11	12
	COSTA ALEXANDRE Bruna (BRA)	0	*2	2	*2	3	*4	5	*6	7	*8	10	*10	10
3	PARTYKA Natalia (POL)	0	*1	3	*4	5	*5	6	*7	9	*9	9		
	COSTA ALEXANDRE Bruna (BRA)	*0	1	*1	2	*3	5	*6	7	*7	9	11		
4	PARTYKA Natalia (POL)	*0	2	*3	5	*7	9	11						
	COSTA ALEXANDRE Bruna (BRA)	0	*0	1	*1	1	*1	1						
5	PARTYKA Natalia (POL)	0	*2	2	*3	5	*6	8	*8	9	*10	11		
	COSTA ALEXANDRE Bruna (BRA)	0	0	*2	3	*3	4	*4	6	*7	8	8		

Note:

The "Greatest deficit overcome" only applies when the player ends up winning the game.

Legend:

No. Number * Server



Match Results

Resultados da partida

COSTA ALEXANDRE Bruna (BRA) 3-0 **WALLOE Sophie (DEN)**

Game Summary		Match	Game 1	Game 2	Game 3	Game 4	Game 5
COSTA ALEXANDRE Bruna	BRA	3	11	13	11		
WALLOE Sophie	DEN	0	2	11	8		
Duration:		22min	4min	8min	6min		

Match No.: 15 Table: 4

Umpires: BOGREN Ingrid (SWE) KLECKER Roman (CZE)

Player Statistics	COSTA ALEXANDRE Bruna (BRA)					Match	WALLOE Sophie (DEN)					Match
	Game						Game					
	1	2	3	4	5		1	2	3	4	5	
Points won	11	13	11			35	2	11	8			21
Biggest lead	9	2	3			9	-	4	2			4
Points won on own serve	6	5	6			17	2	4	4			10
Points lost on own serve	0	7	4			11	4	8	5			17
Most consecutive points won	6	5	3			6	1	3	4			4
Greatest deficit overcome	-	4	2			4	-	-	-			-
Handedness/Grip	Left/						Right/					

Game/Match Statistics	Game					Match
	1	2	3	4	5	
Longest rally (strokes)	6	11	16			16
Average rally	4	5	4			5

Game Progress

1	COSTA ALEXANDRE Bruna (BRA)	0	2	*4	6	*7	9	*10	11								
	WALLOE Sophie (DEN)	0	*0	0	*0	1	*1	2	2								
2	COSTA ALEXANDRE Bruna (BRA)	0	*1	1	*2	2	*4	5	*6	8	*10	10	*10	11	*12	*13	12
	WALLOE Sophie (DEN)	*0	1	*3	4	*6	6	*7	8	*8	8	*10	11	*11	11	11	13
3	COSTA ALEXANDRE Bruna (BRA)	*0	2	*2	2	*4	5	*6	8	*9	10	11					
	WALLOE Sophie (DEN)	0	*0	2	*4	4	*5	6	*6	7	*8	8					

Note:
The "Greatest deficit overcome" only applies when the player ends up winning the game.

Legend:
No. Number * Server



Match Results

Resultados da partida

PARTYKA Natalia (POL) 3-0 YANG Qian (CHN)

Game Summary		Match	Game 1	Game 2	Game 3	Game 4	Game 5
PARTYKA Natalia	POL	3	11	18	11		
YANG Qian	CHN	0	8	16	5		
Duration:		32min	7min	15min	7min		

Match No.: 16 Table: 2

Umpires: MIRANDA Barjonas (BRA) WIEKART Ina (NED)

Player Statistics	PARTYKA Natalia (POL)					Match	YANG Qian (CHN)					Match
	Game						Game					
	1	2	3	4	5		1	2	3	4	5	
Points won	11	18	11			40	8	16	5			29
Biggest lead	3	2	6			6	3	2	-			3
Points won on own serve	7	9	5			21	6	8	2			16
Points lost on own serve	2	8	3			13	4	9	5			18
Most consecutive points won	5	3	5			5	3	3	2			3
Greatest deficit overcome	3	2	-			3	-	-	-			-
Handedness/Grip	Left/						Right/					

Game/Match Statistics	Game					Match
	1	2	3	4	5	
Longest rally (strokes)	9	9	17			17
Average rally	4	5	5			5

Game Progress

1	PARTYKA Natalia (POL)	0	*1	3	*3	4	*4	5	*6	8	*10	11						
	YANG Qian (CHN)	*0	1	*1	3	*4	6	*7	8	*8	8	8						
2	PARTYKA Natalia (POL)	*0	0	*2	3	*4	5	*6	8	*9	9	*10	11	*11	12	*12	13	*13
	YANG Qian (CHN)	0	*2	2	*3	4	*5	6	*6	7	*9	10	*10	11	*11	12	*12	13
		13	*14	14	*15	16	*16	17	18									
		*14	14	*15	15	*15	16	*16	16									
3	PARTYKA Natalia (POL)	0	*2	3	*4	5	*6	8	*10	11								
	YANG Qian (CHN)	0	0	*1	2	*3	4	*4	4	5								

Note:

The "Greatest deficit overcome" only applies when the player ends up winning the game.

Legend:

No. Number * Server



Player Statistics

Estatísticas dos atletas

As of TUE 13 SEP 2016

Players	NPC	Matches				Games				Match Duration					
		Played	Won	Lost	%Won	Played	Won	Lost	%Won	All	Average				
COSTA ALEXANDRE B Left Cl10	BRA	5	3	2	60%	17	11	6	65%	1h51min	22min				
		Points Won				Points Lost									
		Total	Own Serve:		87	Most Consecutive:		9	Total	Own Serve:		53	Most Consecutive:		8
		150	Opp. Serve:		63	GDO:		4	128	Opp. Serve:		75	GLL:		3
ERTIS UMRAN Right Cl10	TUR	Matches				Games				Match Duration					
		Played	Won	Lost	%Won	Played	Won	Lost	%Won	All	Average				
		3	0	3	0%	10	1	9	10%	56min	19min				
		Points Won				Points Lost									
Total	Own Serve:		34	Most Consecutive:		3	Total	Own Serve:		54	Most Consecutive:		8		
61	Opp. Serve:		27	GDO:		1	114	Opp. Serve:		60	GLL:		1		
LUCIC MIRJANA Right Cl10	CRO	Matches				Games				Match Duration					
		Played	Won	Lost	%Won	Played	Won	Lost	%Won	All	Average				
		3	1	2	33%	10	3	7	30%	52min	17min				
		Points Won				Points Lost									
Total	Own Serve:		43	Most Consecutive:		6	Total	Own Serve:		41	Most Consecutive:		8		
69	Opp. Serve:		26	GDO:		3	95	Opp. Serve:		54	GLL:		4		
McDONNELL ANDREA Right Cl10	AUS	Matches				Games				Match Duration					
		Played	Won	Lost	%Won	Played	Won	Lost	%Won	All	Average				
		3	0	3	0%	10	1	9	10%	42min	14min				
		Points Won				Points Lost									
Total	Own Serve:		29	Most Consecutive:		8	Total	Own Serve:		46	Most Consecutive:		9		
51	Opp. Serve:		22	GDO:		1	103	Opp. Serve:		57	GLL:		3		
PARTYKA NATALIA Left Cl10	POL	Matches				Games				Match Duration					
		Played	Won	Lost	%Won	Played	Won	Lost	%Won	All	Average				
		5	5	0	100%	17	15	2	88%	2h10min	26min				
		Points Won				Points Lost									
Total	Own Serve:		104	Most Consecutive:		8	Total	Own Serve:		42	Most Consecutive:		4		
187	Opp. Serve:		83	GDO:		3	105	Opp. Serve:		63	GLL:		3		
TAPPER MELISSA Left Cl10	AUS	Matches				Games				Match Duration					
		Played	Won	Lost	%Won	Played	Won	Lost	%Won	All	Average				
		3	1	2	33%	12	5	7	42%	1h17min	26min				
		Points Won				Points Lost									
Total	Own Serve:		58	Most Consecutive:		7	Total	Own Serve:		46	Most Consecutive:		6		
103	Opp. Serve:		45	GDO:		0	103	Opp. Serve:		57	GLL:		4		
WALLOE SOPHIE Right Cl10	DEN	Matches				Games				Match Duration					
		Played	Won	Lost	%Won	Played	Won	Lost	%Won	All	Average				
		5	2	3	40%	17	6	11	35%	1h57min	23min				
		Points Won				Points Lost									
Total	Own Serve:		64	Most Consecutive:		6	Total	Own Serve:		90	Most Consecutive:		7		
141	Opp. Serve:		77	GDO:		4	172	Opp. Serve:		82	GLL:		4		



Player Statistics
Estatísticas dos atletas

As of TUE 13 SEP 2016

Players	NPC	Matches				Games				Match Duration	
		Played	Won	Lost	%Won	Played	Won	Lost	%Won	All	Average
YANG Qian	CHN	5	4	1	80%	15	12	3	80%	1h33min	19min
Right		Points Won						Points Lost			
Cl10		Total	Own Serve:	85	Most Consecutive:	8	Total	Own Serve:	46	Most Consecutive:	6
		160	Opp. Serve:	75	GDO:	4	102	Opp. Serve:	56	GLL:	3

Note:
The "Greatest deficit overcome" only applies when the player ends up winning the game and "Greatest lead lost" only when losing.

Legend:
GDO Greatest deficit overcome **GLL** Greatest lead lost **Opp.** Opponent's



Tournament Statistics

Estatísticas do torneio

As of TUE 13 SEP 2016

Statistics	Preliminaries	Semifinals	Finals	Total
Matches				
Total	12	2	2	16
Game Margin: 3:0	9 75%	1 50%	2 100%	12 75%
3:1	2 17%			2 13%
3:2	1 8%	1 50%		2 13%
Invalid Results Mark				
Duration: Total	3h37min	1h8min	54min	5h39min
Longest	35min	47min	32min	47min
Shortest	11min	21min	22min	11min
Average	18min	34min	27min	21min
Games				
Total	40	8	6	54
Point Margin: 11				
10	1 3%	1 13%		2 4%
9	5 13%		1 17%	6 11%
8	5 13%			5 9%
7	10 25%			10 19%
6	4 10%		1 17%	5 9%
5	3 8%			3 6%
4	3 8%			3 6%
3	5 13%	4 50%	2 33%	11 20%
2	4 10%	3 38%	2 33%	9 17%
Invalid Results Mark				
Duration: Total	3h0min	57min	47min	4h44min
Longest	8min	10min	15min	15min
Shortest	3min	4min	4min	3min
Average	5min	7min	8min	5min
Points				
Total	655	150	125	930
Per game	16.38	18.75	20.83	17.22
Most consecutive won	9	8	6	9
Greatest deficit overcome	4	3	4	4
Longest rally	16	24	17	24
Average rally	4	5	5	4

Note:

The "Greatest deficit overcome" only applies when the player ends up winning the game.



Entry List by Event

As of MON 5 SEP 2016

NPC	Name	Date of Birth	How Qualified	World Ranking
HKG - Hong Kong, China	NG Mui Wui	31 MAR 1997		6
	WONG Ka Man	21 NOV 1985		9
JPN - Japan	ITO Maki	8 SEP 1984		7
POL - Poland	NOWACKA Dorota	29 MAR 1966		5
	SIEMIENIECKA Krystyna	11 MAR 1979		3
UKR - Ukraine	KOSMINA Natalia	8 NOV 1982		2

Note:

All changes are available in INFO.
(nnn) in 'How Qualified' represents the player's singles world ranking as of September 2016.



Draw
Sorteio

GROUP A

Rk	Name	NPC	UKR	HKG	POL	Match Points
1	KOSMINA Natalia	UKR		3:2 (6:11, 11:8, 11:6, 9:11, 11:3)	3:0 (12:10, 11:5, 13:11)	4
2	WONG Ka Man	HKG	2:3 (11:6, 8:11, 6:11, 11:9, 3:11)		3:2 (17:15, 9:11, 5:11, 11:6, 13:11)	3
3	NOWACKA Dorota	POL	0:3 (10:12, 5:11, 11:13)	2:3 (15:17, 11:9, 11:5, 6:11, 11:13)		2

GROUP B

Rk	Name	NPC	POL	HKG	JPN	Match Points
1	SIEMIENIECKA Krystyna	POL		3:2 (9:11, 11:8, 3:11, 13:11, 11:6)	3:0 (11:7, 11:6, 11:5)	4
2	NG Mui Wui	HKG	2:3 (11:9, 8:11, 11:3, 11:13, 6:11)		3:1 (7:11, 12:10, 11:3, 14:12)	3
3	ITO Maki	JPN	0:3 (7:11, 6:11, 5:11)	1:3 (11:7, 10:12, 3:11, 12:14)		2

Qualification rule:
First and Second from each group will qualify for the Semifinals.

Legend:
Rk Rank



Draw
Sorteio

QUALIFIED FROM GROUPS				
Group	Rk	Name	NPC	Match Points
A	1	KOSMINA Natalia	UKR	4
B	1	SIEMIENIECKA Krystyna	POL	4
A	2	WONG Ka Man	HKG	3
B	2	NG Mui Wui	HKG	3

Semifinals	NPC Code	Finals	
KOSMINA Natalia	UKR		
		KOSMINA Natalia	
		3-2 (4:11, 10:12, 11:7, 11:4, 11:9)	
NG Mui Wui	HKG		GOLD
		KOSMINA Natalia	UKR
		3-0 (11:7, 11:6, 11:5)	
WONG Ka Man	HKG		
		SIEMIENIECKA Krystyna	
		3-1 (9:11, 11:9, 11:9, 17:15)	SILVER
SIEMIENIECKA Krystyna	POL		SIEMIENIECKA Krystyna
			POL
		NG Mui Wui	BRONZE
		NG Mui Wui	HKG
		3-0 (15:13, 16:14, 11:8)	
		WONG Ka Man	



Match Results

Resultados da partida

KOSMINA Natalia (UKR) 3-2 WONG Ka Man (HKG)

Game Summary		Match	Game 1	Game 2	Game 3	Game 4	Game 5
KOSMINA Natalia	UKR	3	6	11	11	9	11
WONG Ka Man	HKG	2	11	8	6	11	3
Duration:		28min	3min	3min	3min	4min	2min

Match No.: 1 Table: 4

Umpires: DEMARIO Leonor (BRA) MUCHA Heike (GER)

Player Statistics	KOSMINA Natalia (UKR)						WONG Ka Man (HKG)					
	Game					Match	Game					Match
	1	2	3	4	5		1	2	3	4	5	
Points won	6	11	11	9	11	48	11	8	6	11	3	39
Biggest lead	-	4	5	1	8	8	5	-	1	4	1	5
Points won on own serve	3	7	6	4	6	26	5	6	3	5	1	20
Points lost on own serve	6	2	2	6	2	18	3	4	5	5	5	22
Most consecutive points won	5	3	4	3	5	5	5	3	3	4	1	5
Greatest deficit overcome	-	-	1	-	1	1	-	-	-	1	-	1
Handedness/Grip	Left/						Right/					

Game/Match Statistics	Game					Match
	1	2	3	4	5	
Longest rally (strokes)	10	7	5	13	9	13
Average rally	5	3	3	4	5	4

Game Progress

1	KOSMINA Natalia (UKR)	*0	0	*0	1	*3	5	*6	6	*6	6	
	WONG Ka Man (HKG)	0	*2	4	*5	5	*5	6	*8	10	11	
2	KOSMINA Natalia (UKR)	0	*2	3	*4	6	*6	8	*8	9	*10	11
	WONG Ka Man (HKG)	*0	0	*1	2	*2	4	*4	6	*7	8	8
3	KOSMINA Natalia (UKR)	0	1	*3	4	*4	6	*7	8	*10	11	
	WONG Ka Man (HKG)	0	*1	1	*2	4	*4	5	*6	6	6	
4	KOSMINA Natalia (UKR)	0	*1	2	*3	4	*4	4	*6	7	*8	9
	WONG Ka Man (HKG)	*0	1	*2	3	*4	6	*8	8	*9	10	11
5	KOSMINA Natalia (UKR)	*0	1	*3	5	*6	8	*10	11			
	WONG Ka Man (HKG)	0	*1	1	*1	2	*2	2	3			

Note:

The "Greatest deficit overcome" only applies when the player ends up winning the game.

Legend:

No. Number * Server



Match Results

Resultados da partida

SIEMIENIECKA Krystyna (POL) 3-0 ITO Maki (JPN)

Game Summary		Match	Game 1	Game 2	Game 3	Game 4	Game 5
SIEMIENIECKA Krystyna	POL	3	11	11	11		
ITO Maki	JPN	0	7	6	5		
Duration:		13min	4min	4min	4min		

Match No.: 3 Table: 2

Umpires: HOPKINS Alan Leslie (AUS) WIEKART Ina (NED)

Player Statistics	SIEMIENIECKA Krystyna (POL)					Match	ITO Maki (JPN)					Match
	Game						Game					
	1	2	3	4	5		1	2	3	4	5	
Points won	11	11	11			33	7	6	5			18
Biggest lead	4	5	6			6	1	1	3			3
Points won on own serve	4	5	6			15	3	2	2			7
Points lost on own serve	4	4	2			10	7	6	5			18
Most consecutive points won	4	4	7			7	2	2	3			3
Greatest deficit overcome	1	1	3			3	-	-	-			-
Handedness/Grip	Right/						Right/					

Game/Match Statistics	Game					Match
	1	2	3	4	5	
Longest rally (strokes)	10	9	12			12
Average rally	4	5	5			4

Game Progress

1	SIEMIENIECKA Krystyna (POL)	0	*1	2	*4	6	*7	7	*8	9	11
	ITO Maki (JPN)	*0	1	*2	2	*2	3	*5	6	*7	7
2	SIEMIENIECKA Krystyna (POL)	*0	1	*2	3	*5	6	*7	8	*10	11
	ITO Maki (JPN)	0	*1	2	*3	3	*4	5	*6	6	6
3	SIEMIENIECKA Krystyna (POL)	0	*0	1	*3	4	*5	7	*9	11	
	ITO Maki (JPN)	0	2	*3	3	*4	5	*5	5	5	

Note:

The "Greatest deficit overcome" only applies when the player ends up winning the game.

Legend:

No. Number * Server



Match Results

Resultados da partida

KOSMINA Natalia (UKR) 3-0 NOWACKA Dorota (POL)

Game Summary		Match	Game 1	Game 2	Game 3	Game 4	Game 5
KOSMINA Natalia	UKR	3	12	11	13		
NOWACKA Dorota	POL	0	10	5	11		
Duration:		20min	6min	4min	7min		

Match No.: 2 Table: 4

Umpires: MUCHA Heike (GER) SEMENOVA Elena (RUS)

Player Statistics	KOSMINA Natalia (UKR)					Match	NOWACKA Dorota (POL)					Match
	Game						Game					
	1	2	3	4	5		1	2	3	4	5	
Points won	12	11	13			36	10	5	11			26
Biggest lead	2	6	2			6	4	1	5			5
Points won on own serve	5	6	7			18	4	3	6			13
Points lost on own serve	6	2	4			12	7	5	6			18
Most consecutive points won	4	3	4			4	4	1	3			4
Greatest deficit overcome	4	1	5			5	-	-	-			-
Handedness/Grip	Left/						Left/					

Game/Match Statistics	Game					Match
	1	2	3	4	5	
Longest rally (strokes)	7	7	10			10
Average rally	4	4	4			4

Game Progress

1	KOSMINA Natalia (UKR)	*0	0	*0	2	*3	5	*7	7	*9	9	*10	11	12		
	NOWACKA Dorota (POL)	0	*2	4	*4	5	*5	5	*7	7	*9	10	*10	10		
2	KOSMINA Natalia (UKR)	0	*1	2	*4	5	*6	8	*9	11						
	NOWACKA Dorota (POL)	*0	1	*2	2	*3	4	*4	5	5						
3	KOSMINA Natalia (UKR)	0	0	*1	2	*3	3	*4	6	*7	9	*10	11	*11	12	13
	NOWACKA Dorota (POL)	0	*2	3	*4	5	*7	8	*8	9	*9	10	*10	11	*11	11

Note:

The "Greatest deficit overcome" only applies when the player ends up winning the game.

Legend:

No. Number * Server



Match Results

Resultados da partida

SIEMIENIECKA Krystyna (POL) 3-2 NG Mui Wui (HKG)

Game Summary		Match	Game 1	Game 2	Game 3	Game 4	Game 5
SIEMIENIECKA Krystyna	POL	3	9	11	3	13	11
NG Mui Wui	HKG	2	11	8	11	11	6
Duration:		27min	4min	4min	3min	6min	5min

Match No.: 4 Table: 8

Umpires: DEMARIO Leonor (BRA) BAUR Helton Luis (BRA)

Player Statistics	SIEMIENIECKA Krystyna (POL)						NG Mui Wui (HKG)					
	Game					Match	Game					Match
	1	2	3	4	5		1	2	3	4	5	
Points won	9	11	3	13	11	47	11	8	11	11	6	47
Biggest lead	3	5	1	3	5	5	3	1	8	2	-	8
Points won on own serve	5	6	1	8	5	25	6	4	6	8	3	27
Points lost on own serve	5	4	5	3	3	20	4	5	2	4	6	21
Most consecutive points won	3	6	2	3	3	6	3	4	9	4	2	9
Greatest deficit overcome	-	1	-	2	-	2	3	-	1	-	-	3
Handedness/Grip	Right/						Right/					

Game/Match Statistics	Game					Match
	1	2	3	4	5	
Longest rally (strokes)	10	13	11	16	14	16
Average rally	5	5	4	5	6	5

Game Progress

1	SIEMIENIECKA Krystyna (POL)	0	*2	3	*4	5	*5	6	*6	7	*8	9				
	NG Mui Wui (HKG)	*0	0	*1	2	*3	5	*6	8	*9	10	11				
2	SIEMIENIECKA Krystyna (POL)	*0	1	*2	3	*4	6	*8	9	*9	10	11				
	NG Mui Wui (HKG)	0	*1	2	*3	4	*4	4	*5	7	*8	8				
3	SIEMIENIECKA Krystyna (POL)	0	*1	2	*3	3	*3	3	3	3	3	3				
	NG Mui Wui (HKG)	*0	1	*2	3	*5	7	*9	11	11	11	11				
4	SIEMIENIECKA Krystyna (POL)	0	1	*1	3	*4	6	*6	8	*9	10	*10	10	*11	12	13
	NG Mui Wui (HKG)	0	*1	3	*3	4	*4	6	*6	7	*8	10	*11	11	*11	11
5	SIEMIENIECKA Krystyna (POL)	0	*2	3	*4	6	*7	8	*9	10	11	11				
	NG Mui Wui (HKG)	*0	0	*1	2	*2	3	*4	5	*6	6	6				

Note:
The "Greatest deficit overcome" only applies when the player ends up winning the game.

Legend:
No. Number * Server



Match Results

Resultados da partida

WONG Ka Man (HKG) 3-2 NOWACKA Dorota (POL)

Game Summary		Match	Game 1	Game 2	Game 3	Game 4	Game 5
WONG Ka Man	HKG	3	17	9	5	11	13
NOWACKA Dorota	POL	2	15	11	11	6	11
Duration:		36min	8min	5min	4min	5min	8min

Match No.: 5 Table: 4

Umpires: da SILVA Ivam (BRA) CLARO Bruno Augusto (BRA)

Player Statistics	WONG Ka Man (HKG)						NOWACKA Dorota (POL)					
	Game					Match	Game					Match
	1	2	3	4	5		1	2	3	4	5	
Points won	17	9	5	11	13	55	15	11	11	6	11	54
Biggest lead	3	1	-	5	4	5	1	4	6	1	1	6
Points won on own serve	13	6	4	5	6	34	12	7	6	2	5	32
Points lost on own serve	3	4	4	4	6	21	4	3	1	6	7	21
Most consecutive points won	3	3	2	4	5	5	4	3	3	2	3	4
Greatest deficit overcome	1	-	-	1	1	1	-	1	-	-	-	1
Handedness/Grip	Right/						Left/					

Game/Match Statistics	Game					Match
	1	2	3	4	5	
Longest rally (strokes)	6	7	9	8	13	13
Average rally	3	3	4	5	5	4

Game Progress

1	WONG Ka Man (HKG)	0	*1	3	*4	5	*5	6	*7	9	*9	10	*10	11	*11	12	*12	13
	NOWACKA Dorota (POL)	*0	1	*1	2	*3	5	*6	7	*7	9	*10	11	*11	12	*12	13	*13
		*13	14	*14	15	*16	17											
		14	*14	15	*15	15	15											
2	WONG Ka Man (HKG)	*0	1	*2	3	*3	4	*5	6	*6	8	9						
	NOWACKA Dorota (POL)	0	*1	2	*3	5	*6	7	*8	10	*10	11	11					
3	WONG Ka Man (HKG)	0	*0	2	*2	3	*3	4	*5	5								
	NOWACKA Dorota (POL)	0	2	*2	4	*5	7	*8	9	11								
4	WONG Ka Man (HKG)	*0	1	*3	4	*5	6	*7	8	*10	11							
	NOWACKA Dorota (POL)	0	*1	1	*2	3	*4	5	*6	6	6							
5	WONG Ka Man (HKG)	0	*1	2	*4	6	*6	7	*8	8	*10	10	*10	11	*12	13		
	NOWACKA Dorota (POL)	*0	1	*2	2	*2	4	*5	6	*8	8	*10	11	*11	11	11		

Note:

The "Greatest deficit overcome" only applies when the player ends up winning the game.

Legend:

No. Number * Server



Match Results

Resultados da partida

NG Mui Wui (HKG) 3-1 ITO Maki (JPN)

Game Summary		Match	Game 1	Game 2	Game 3	Game 4	Game 5
NG Mui Wui	HKG	3	7	12	11	14	
ITO Maki	JPN	1	11	10	3	12	
Duration:		24min	4min	6min	4min	7min	

Match No.: 7 Table: 2

Umpires: BOTH Flavio (BRA) dos SANTOS Danilo (BRA)

Player Statistics	NG Mui Wui (HKG)					Match	ITO Maki (JPN)					Match
	Game						Game					
	1	2	3	4	5		1	2	3	4	5	
Points won	7	12	11	14		44	11	10	3	12		36
Biggest lead	3	7	8	2		8	4	-	-	4		4
Points won on own serve	3	6	5	6		20	6	5	2	5		18
Points lost on own serve	5	5	1	7		18	3	6	6	8		23
Most consecutive points won	3	6	7	4		7	5	5	1	4		5
Greatest deficit overcome	-	-	-	4		4	3	-	-	-		3
Handedness/Grip	Right/						Right/					

Game/Match Statistics	Game					Match
	1	2	3	4	5	
Longest rally (strokes)	11	12	10	11		12
Average rally	4	5	5	5		5

Game Progress

1	NG Mui Wui (HKG)	0	*2	3	*4	5	*5	6	*7	7	7								
	ITO Maki (JPN)	0	0	*1	2	*3	5	*6	7	*9	11								
2	NG Mui Wui (HKG)		*0	2	*3	4	*6	8	*9	9	*10	10	*10	11	12				
	ITO Maki (JPN)		0	*0	1	*2	2	*2	3	*5	6	*8	10	*10	10				
3	NG Mui Wui (HKG)		0	*2	3	*4	6	*8	10	11									
	ITO Maki (JPN)		*0	0	*1	2	*2	2	*2	3									
4	NG Mui Wui (HKG)		*0	1	*1	1	*3	3	*4	5	*7	8	*10	11	*11	12	*12	13	14
	ITO Maki (JPN)		0	*1	3	*5	5	*7	8	*9	9	*10	10	*10	11	*11	12	*12	12

Note:

The "Greatest deficit overcome" only applies when the player ends up winning the game.

Legend:

No. Number * Server



Match Results

Resultados da partida

KOSMINA Natalia (UKR) 3-2 NG Mui Wui (HKG)

Game Summary		Match	Game 1	Game 2	Game 3	Game 4	Game 5
KOSMINA Natalia	UKR	3	4	10	11	11	11
NG Mui Wui	HKG	2	11	12	7	4	9
Duration:		32min	3min	6min	5min	5min	7min

Match No.: 13 Table: 6

Umpires: CHUNG Li-Chuan (TPE) MATOS Ravi (BRA)

Player Statistics	KOSMINA Natalia (UKR)						NG Mui Wui (HKG)					
	Game					Match	Game					Match
	1	2	3	4	5		1	2	3	4	5	
Points won	4	10	11	11	11	47	11	12	7	4	9	43
Biggest lead	-	2	4	7	2	7	7	2	2	1	5	7
Points won on own serve	3	6	5	6	6	26	7	7	4	2	5	25
Points lost on own serve	4	5	3	2	4	18	1	4	5	5	5	20
Most consecutive points won	2	3	5	5	5	5	6	3	4	2	5	6
Greatest deficit overcome	-	-	2	1	5	5	-	2	-	-	-	2
Handedness/Grip	Left/						Right/					

Game/Match Statistics	Game					Match
	1	2	3	4	5	
Longest rally (strokes)	5	11	9	8	13	13
Average rally	3	5	4	4	4	4

Game Progress

1	KOSMINA Natalia (UKR)	0	*0	0	*0	1	*2	4	*4	4				
	NG Mui Wui (HKG)	*0	2	*4	6	*7	8	*8	10	11				
2	KOSMINA Natalia (UKR)	*0	0	*1	3	*4	5	*6	8	*8	9	*10	10	10
	NG Mui Wui (HKG)	0	*2	3	*3	4	*5	6	*6	8	*9	10	*11	12
3	KOSMINA Natalia (UKR)	0	*1	2	*4	4	*4	6	*7	9	11			
	NG Mui Wui (HKG)	0	1	*2	2	*4	6	*6	7	*7	7			
4	KOSMINA Natalia (UKR)	*0	1	*2	4	*5	6	*8	10	11				
	NG Mui Wui (HKG)	0	*1	2	*2	3	*4	4	*4	4				
5	KOSMINA Natalia (UKR)	0	*1	2	*2	2	*3	5	*7	8	*9	11		
	NG Mui Wui (HKG)	*0	1	*2	4	*6	7	*7	7	*8	9	9		

Note:

The "Greatest deficit overcome" only applies when the player ends up winning the game.

Legend:

No. Number * Server



Match Results

Resultados da partida

SIEMIENIECKA Krystyna (POL) 3-1 WONG Ka Man (HKG)

Game Summary		Match	Game 1	Game 2	Game 3	Game 4	Game 5
SIEMIENIECKA Krystyna	POL	3	9	11	11	17	
WONG Ka Man	HKG	1	11	9	9	15	
Duration:		33min	5min	6min	7min	11min	

Match No.: 14 Table: 8

Umpires: DEMARIO Leonor (BRA) CRUZ Lara (BRA)

Player Statistics	SIEMIENIECKA Krystyna (POL)					Match	WONG Ka Man (HKG)					Match
	Game						Game					
	1	2	3	4	5		1	2	3	4	5	
Points won	9	11	11	17		48	11	9	9	15		44
Biggest lead	1	2	2	2		2	4	2	4	3		4
Points won on own serve	5	4	5	10		24	6	3	4	8		21
Points lost on own serve	5	6	5	6		22	4	7	6	7		24
Most consecutive points won	3	2	3	3		3	5	3	4	4		5
Greatest deficit overcome	-	2	4	3		4	1	-	-	-		1
Handedness/Grip	Right/						Right/					

Game/Match Statistics	Game					Match
	1	2	3	4	5	
Longest rally (strokes)	23	18	27	29		29
Average rally	5	6	8	8		7

Game Progress

1	SIEMIENIECKA Krystyna (POL)	*0	0	*2	3	*4	4	*4	6	*6	8	9						
	WONG Ka Man (HKG)	0	*2	2	*3	4	*6	8	*8	10	*10	11						
2	SIEMIENIECKA Krystyna (POL)	0	*2	2	*3	3	*5	6	*7	9	*10	11						
	WONG Ka Man (HKG)	*0	0	*2	3	*5	5	*6	7	*7	8	9						
3	SIEMIENIECKA Krystyna (POL)	*0	0	*0	2	*3	4	*5	6	*8	9	11						
	WONG Ka Man (HKG)	0	*2	4	*4	5	*6	7	*8	8	*9	9						
4	SIEMIENIECKA Krystyna (POL)	0	*1	2	*3	5	*6	6	*7	7	*8	10	*10	11	*11	12	*12	13
	WONG Ka Man (HKG)	0	1	*2	3	*3	4	*6	7	*9	10	*10	11	*11	12	*12	13	*13
		*13	14	*15	15	*16	17											
		14	*14	14	*15	15	15											

Note:

The "Greatest deficit overcome" only applies when the player ends up winning the game.

Legend:

No. Number * Server



Match Results

Resultados da partida

NG Mui Wui (HKG) 3-0 WONG Ka Man (HKG)

Game Summary		Match	Game 1	Game 2	Game 3	Game 4	Game 5
NG Mui Wui	HKG	3	15	16	11		
WONG Ka Man	HKG	0	13	14	8		
Duration:		20min	6min	7min	5min		

Match No.: 15 Table: 4

Umpires: BOUDJEHEM Abdellah (ALG) CHUNG Li-Chuan (TPE)

Player Statistics	NG Mui Wui (HKG)					Match	WONG Ka Man (HKG)					Match
	Game						Game					
	1	2	3	4	5		1	2	3	4	5	
Points won	15	16	11			42	13	14	8			35
Biggest lead	4	2	3			4	1	4	3			4
Points won on own serve	7	9	5			21	6	8	3			17
Points lost on own serve	7	6	5			18	8	7	6			21
Most consecutive points won	4	4	5			5	4	3	3			4
Greatest deficit overcome	1	4	3			4	-	-	-			-
Handedness/Grip	Right/						Right/					

Game/Match Statistics	Game					Match
	1	2	3	4	5	
Longest rally (strokes)	9	12	13			13
Average rally	4	5	4			4

Game Progress

1	NG Mui Wui (HKG)	*0	2	*4	4	*4	6	*7	8	*8	9	*10	10	*11	11	*12	12	*13
	WONG Ka Man (HKG)	0	*0	0	*2	4	*4	5	*6	8	*9	10	*11	11	*12	12	*13	13
		14	15															
		*13	13															
2	NG Mui Wui (HKG)	0	*0	1	*1	3	*4	4	*5	6	*8	10	*10	11	*11	12	*13	13
	WONG Ka Man (HKG)	*0	2	*3	5	*5	6	*8	9	*10	10	*10	11	*11	12	*12	12	*13
		*14	14	*15	16													
		13	*14	14	14													
3	NG Mui Wui (HKG)	*0	1	*2	2	*3	4	*5	7	*9	10	11						
	WONG Ka Man (HKG)	0	*1	2	*4	5	*6	7	*7	7	*8	8						

Note:

The "Greatest deficit overcome" only applies when the player ends up winning the game.

Legend:

No. Number * Server



Match Results

Resultados da partida

KOSMINA Natalia (UKR) 3-0 SIEMIENIECKA Krystyna (POL)

Game Summary		Match	Game 1	Game 2	Game 3	Game 4	Game 5
KOSMINA Natalia	UKR	3	11	11	11		
SIEMIENIECKA Krystyna	POL	0	7	6	5		
Duration:		16min	4min	5min	4min		

Match No.: 16 Table: 2

Umpires: BARROS Mario Paz (BRA) GALVAO Luzia (BRA)

Player Statistics	KOSMINA Natalia (UKR)					Match	SIEMIENIECKA Krystyna (POL)					Match
	Game						Game					
	1	2	3	4	5		1	2	3	4	5	
Points won	11	11	11			33	7	6	5			18
Biggest lead	4	5	6			6	2	3	-			3
Points won on own serve	5	4	6			15	4	1	3			8
Points lost on own serve	3	5	2			10	6	7	5			18
Most consecutive points won	3	5	4			5	3	3	2			3
Greatest deficit overcome	2	3	-			3	-	-	-			-
Handedness/Grip	Left/						Right/					

Game/Match Statistics	Game					Match
	1	2	3	4	5	
Longest rally (strokes)	6	9	7			9
Average rally	3	5	4			4

Game Progress

1	KOSMINA Natalia (UKR)	0	*1	2	*2	4	*5	6	*8	9	11
	SIEMIENIECKA Krystyna (POL)	*0	1	*2	4	*4	5	*6	6	*7	7
2	KOSMINA Natalia (UKR)	*0	0	*1	3	*5	5	*7	8	*10	11
	SIEMIENIECKA Krystyna (POL)	0	*2	3	*3	3	*5	5	*6	6	6
3	KOSMINA Natalia (UKR)	0	*1	2	*4	6	*6	8	*10	11	
	SIEMIENIECKA Krystyna (POL)	*0	1	*2	2	*2	4	*4	4	5	

Note:

The "Greatest deficit overcome" only applies when the player ends up winning the game.

Legend:

No. Number * Server



Player Statistics

Estatísticas dos atletas

As of SUN 11 SEP 2016

Players	NPC	Matches				Games				Match Duration			
		Played	Won	Lost	%Won	Played	Won	Lost	%Won	All	Average		
ITO Maki Right Cl11	JPN	2	0	2	0%	7	1	6	14%	37min	19min		
		Points Won				Points Lost							
		Total	Own Serve: 25			Most Consecutive: 5			Total	Own Serve: 41			Most Consecutive: 7
		53	Opp. Serve: 28			GDO: 3			76	Opp. Serve: 35			GLL: 4
KOSMINA Natalia Left Cl11	UKR	Matches				Games				Match Duration			
		Played	Won	Lost	%Won	Played	Won	Lost	%Won	All	Average		
		4	4	0	100%	16	12	4	75%	1h36min	24min		
		Points Won				Points Lost							
Total	Own Serve: 85			Most Consecutive: 5			Total	Own Serve: 58			Most Consecutive: 6		
163	Opp. Serve: 78			GDO: 5			124	Opp. Serve: 66			GLL: 2		
NG Mui Wui Right Cl11	HKG	Matches				Games				Match Duration			
		Played	Won	Lost	%Won	Played	Won	Lost	%Won	All	Average		
		4	2	2	50%	17	10	7	59%	1h43min	26min		
		Points Won				Points Lost							
Total	Own Serve: 93			Most Consecutive: 9			Total	Own Serve: 77			Most Consecutive: 6		
175	Opp. Serve: 82			GDO: 4			163	Opp. Serve: 86			GLL: 5		
NOWACKA Dorota Left Cl11	POL	Matches				Games				Match Duration			
		Played	Won	Lost	%Won	Played	Won	Lost	%Won	All	Average		
		2	0	2	0%	8	2	6	25%	56min	28min		
		Points Won				Points Lost							
Total	Own Serve: 45			Most Consecutive: 4			Total	Own Serve: 39			Most Consecutive: 5		
78	Opp. Serve: 33			GDO: 1			91	Opp. Serve: 52			GLL: 5		
SIEMIENIECKA Krystyna Right Cl11	POL	Matches				Games				Match Duration			
		Played	Won	Lost	%Won	Played	Won	Lost	%Won	All	Average		
		4	3	1	75%	15	9	6	60%	1h29min	22min		
		Points Won				Points Lost							
Total	Own Serve: 72			Most Consecutive: 7			Total	Own Serve: 70			Most Consecutive: 9		
145	Opp. Serve: 73			GDO: 4			140	Opp. Serve: 70			GLL: 3		
WONG Ka Man Right Cl11	HKG	Matches				Games				Match Duration			
		Played	Won	Lost	%Won	Played	Won	Lost	%Won	All	Average		
		4	1	3	25%	17	6	11	35%	1h57min	29min		
		Points Won				Points Lost							
Total	Own Serve: 92			Most Consecutive: 5			Total	Own Serve: 88			Most Consecutive: 5		
171	Opp. Serve: 79			GDO: 1			191	Opp. Serve: 103			GLL: 4		

Note:

The "Greatest deficit overcome" only applies when the player ends up winning the game and "Greatest lead lost" only when losing.

Legend:

GDO Greatest deficit overcome **GLL** Greatest lead lost **Opp.** Opponent's



Tournament Statistics

Estatísticas do torneio

As of SUN 11 SEP 2016

Statistics	Preliminaries	Semifinals	Finals	Total
Matches				
Total	6	2	2	10
Game Margin: 3:0	2 33%		2 100%	4 40%
3:1	1 17%	1 50%		2 20%
3:2	3 50%	1 50%		4 40%
Invalid Results Mark				
Duration: Total	2h28min	1h5min	36min	4h9min
Longest	36min	33min	20min	36min
Shortest	13min	32min	16min	13min
Average	25min	33min	18min	25min
Games				
Total	25	9	6	40
Point Margin: 11				
10				
9				
8	3 12%			3 8%
7		2 22%		2 5%
6	3 12%		1 17%	4 10%
5	5 20%		1 17%	6 15%
4	2 8%	1 11%	1 17%	4 10%
3	2 8%		1 17%	3 8%
2	10 40%	6 67%	2 33%	18 45%
Invalid Results Mark				
Duration: Total	1h57min	55min	31min	3h23min
Longest	8min	11min	7min	11min
Shortest	2min	3min	4min	2min
Average	5min	6min	5min	5min
Points				
Total	483	182	128	793
Per game	19.32	20.22	21.33	19.83
Most consecutive won	9	6	5	9
Greatest deficit overcome	5	5	4	5
Longest rally	16	29	13	29
Average rally	4	6	4	5

Note:

The "Greatest deficit overcome" only applies when the player ends up winning the game.



Tournament Statistics

Estatísticas do torneio

As of TUE 13 SEP 2016

Statistics	Preliminaries	Round 1	Quarterfinals	Semifinals	Finals	Total
Matches						
Total	281	32	60	42	41	456
Game Margin: 3:0	143 51%	10 31%	28 47%	15 36%	19 46%	215 47%
3:1	75 27%	12 38%	14 23%	16 38%	12 29%	129 28%
3:2	61 22%	10 31%	18 30%	11 26%	10 24%	110 24%
Invalid Results Mark	2 1%					2 0%
Duration: Total	117h56min	15h36min	28h43min	20h45min	19h13min	202h13min
Longest	52min	50min	49min	47min	48min	52min
Shortest	11min	15min	11min	16min	16min	11min
Average	25min	29min	29min	30min	28min	27min
Games						
Total	1034	128	230	164	155	1711
Point Margin: 11	1 0%				1 1%	2 0%
10	10 1%		3 1%	5 3%		18 1%
9	55 5%	3 2%	12 5%		2 1%	72 4%
8	63 6%	9 7%	13 6%	8 5%	4 3%	97 6%
7	97 9%	11 9%	18 8%	12 7%	16 10%	154 9%
6	110 11%	12 9%	28 12%	11 7%	17 11%	178 10%
5	127 12%	18 14%	13 6%	13 8%	22 14%	193 11%
4	127 12%	18 14%	33 14%	25 15%	21 14%	224 13%
3	148 14%	26 20%	35 15%	32 20%	21 14%	262 15%
2	296 29%	31 24%	75 33%	58 35%	51 33%	511 30%
Invalid Results Mark						
Duration: Total	94h18min	12h30min	23h5min	17h1min	15h58min	162h52min
Longest	16min	10min	16min	15min	13min	16min
Shortest	2min	3min	3min	3min	4min	2min
Average	5min	6min	6min	6min	6min	6min
Points						
Total	18716	2324	4258	3075	2930	31303
Per game	18.10	18.16	18.51	18.75	18.90	18.30
Most consecutive won	11	9	11	10	11	11
Greatest deficit overcome	7	6	5	6	5	7
Longest rally	82	75	43	56	49	82
Average rally	5	6	5	5	5	5

Note:

The "Greatest deficit overcome" only applies when the player ends up winning the game.



Entry List by Event

As of MON 12 SEP 2016

NPC	Name	Date of Birth
BRA - Brazil	CONCEICAO ESPINDOLA Iranildo	24 JAN 1969
	LIMA Aloisio	13 SEP 1973
	MARCIAO da COSTA Guilherme	30 DEC 1991
FRA - France	DUCAY Jean-Francois	22 JUN 1979
	LAMIRAULT Fabien	17 MAR 1980
	MOLLIENS Stephane	23 SEP 1974
GBR - Great Britain	DAVIES Paul	12 OCT 1966
	DAVIES Robert	14 AUG 1984
ITA - Italy	BORGATO Andrea	14 DEC 1972
	VELLA Giuseppe	20 NOV 1969
KOR - Republic of Korea	CHA Soo Yong	30 AUG 1980
	JOO Young Dae	15 JAN 1973
	KIM Kyungmook	19 FEB 1965
SVK - Slovakia	LUDROVSKY Martin	1 SEP 1973
	REVUCKY Rastislav	17 MAY 1978
	RIAPOŠ Jan	28 SEP 1968



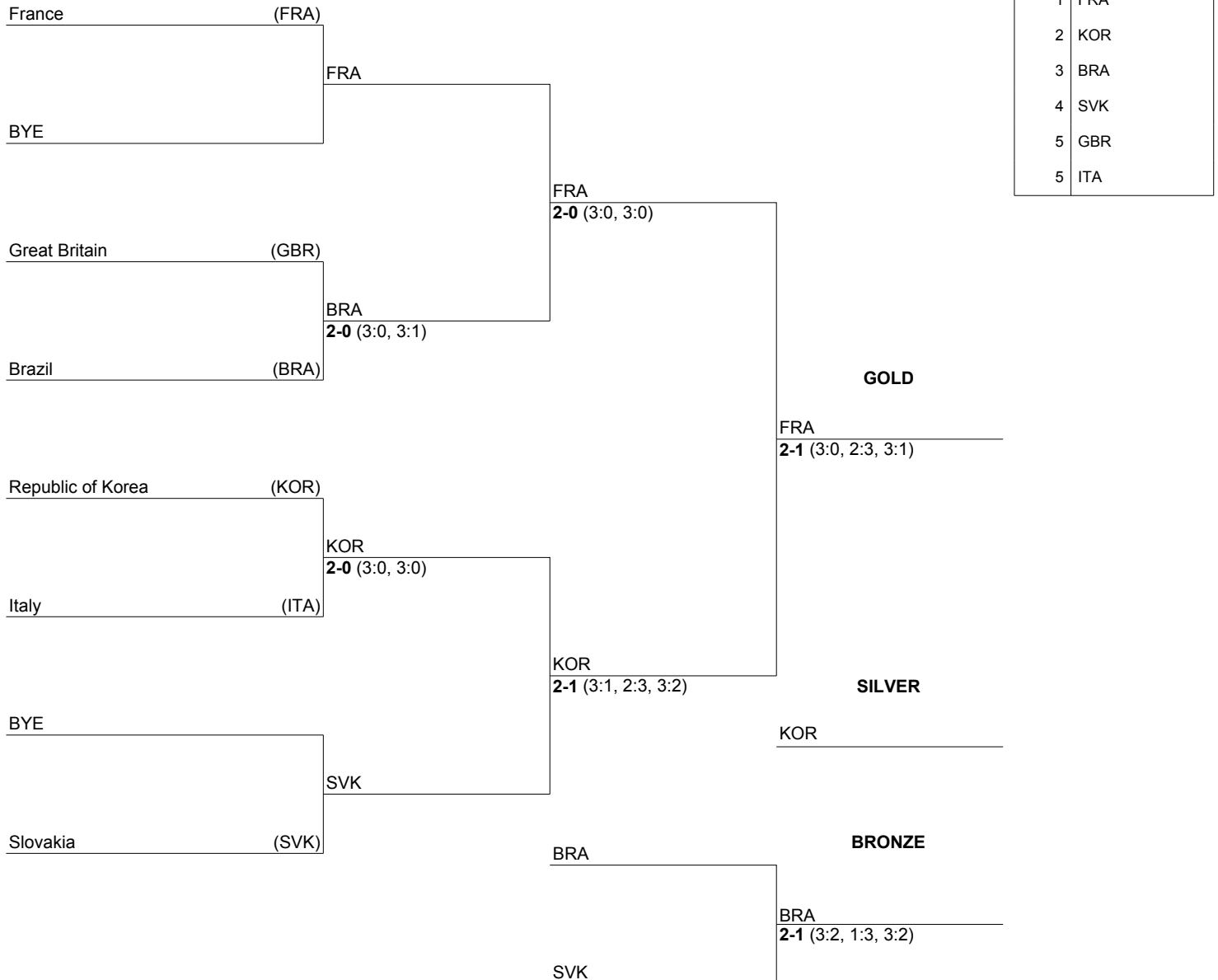
Draw
Sorteio

Quarterfinals

Semifinals

Finals

Final Ranking





Detailed Team Match Results

Resultados detalhados da partida por equipe

Republic of Korea (KOR) 2 - 0 Italy (ITA)

Team Match No : 2 Table : 1 Umpires : BOTH Flavio (BRA) MUCHA Heike (GER)

Match 1		Match	Game 1	Game 2	Game 3	Game 4	Game 5
CHA SY / KIM K	KOR	3	11	11	11		
VELLA G / BORGATO A	ITA	0	8	4	5		
Duration		21min	7min	5min	6min		

Match 2		Match	Game 1	Game 2	Game 3	Game 4	Game 5
A CHA Soo Yong	KOR	3	11	11	11		
X VELLA Giuseppe	ITA	0	9	7	3		
Duration		18min	5min	5min	5min		

Duration of Team Match	44min
------------------------	-------

Player Statistics	Republic of Korea (KOR)				Italy (ITA)			
	Match			Team Match	Match			Team Match
	1	2	3		1	2	3	
Points won	33	32		65	17	19		36
Biggest lead	7	8		8	-	1		1
Points won on own serve	17	20		37	9	14		23
Points lost on own serve	8	5		13	16	12		28
Most consecutive points won	6	6		6	3	2		3
Greatest deficit overcome	-	1		1	-	-		-

Match/Team Match Statistics	Match			Team Match
	1	2	3	
Longest rally (strokes)	8	6		8
Average rally	3	3		3

Note:
The "Greatest deficit overcome" only applies when the player/pair ends up winning the game.

Legend:
No. Number



Detailed Team Match Results

Resultados detalhados da partida por equipe

Republic of Korea (KOR) 2 - 0 Italy (ITA)

Match 1: CHA Soo Yong (KOR) 3-0 VELLA Giuseppe (ITA)
KIM Kyungmook BORGATO Andrea

Match Summary		Match	Game 1	Game 2	Game 3	Game 4	Game 5
CHA Soo Yong / KIM K	KOR	3	11	11	11		
VELLA Giuseppe / BORGATO A	ITA	0	8	4	5		
	Duration	21min	7min	5min	6min		

Team Match No : 2 Table : 1 Umpires : BOTH Flavio (BRA) MUCHA Heike (GER)

Player Statistics	CHA SY / KIM K (KOR)						VELLA G / BORGATO A (ITA)					
	Game					Match	Game					Match
	1	2	3	4	5		1	2	3	4	5	
Points won	11	11	11			33	8	4	5			17
Biggest lead	5	7	7			7	-	-	-			-
Points won on own serve	5	7	5			17	4	3	2			9
Points lost on own serve	4	1	3			8	6	4	6			16
Most consecutive points won	5	4	6			6	3	1	2			3
Greatest deficit overcome	-	-	-			-	-	-	-			-
Handedness/Grip	Right/ - Right/						Right/ - Right/					

Game/Match Statistics	Game					Match
	1	2	3	4	5	
Longest rally (strokes)	8	7	7			8
Average rally	3	3	4			3

Game Progress

1	CHA SY / KIM K (KOR)	0	*-2	3	*-3	4	*-6	8	*-9	9	*-10	11
	VELLA G / BORGATO A (ITA)	*-0	0	*-1	3	*-4	4	*-4	5	*-7	8	8
2	CHA SY / KIM K (KOR)	*-0	2	*-3	5	*-6	7	*-8	10	11		
	VELLA G / BORGATO A (ITA)	0	*-0	1	*-1	2	*-3	4	*-4	4		
3	CHA SY / KIM K (KOR)	0	*-2	4	*-6	7	*-8	9	*-10	11		
	VELLA G / BORGATO A (ITA)	*-0	0	*-0	0	*-1	2	*-3	4	5		

Note:

The "Greatest deficit overcome" only applies when the pair ends up winning the game.

Legend:

*- First player of pair is server *- Second player of pair is server No. Number



Detailed Team Match Results

Resultados detalhados da partida por equipe

Republic of Korea (KOR) 2 - 0 Italy (ITA)

Match 2: CHA Soo Yong (KOR) 3-0 VELLA Giuseppe (ITA)

Match Summary		Match	Game 1	Game 2	Game 3	Game 4	Game 5
CHA Soo Yong	KOR	3	11	11	11		
VELLA Giuseppe	ITA	0	9	7	3		
	Duration	18min	5min	5min	5min		

Team Match No : 2 Table : 1 Umpires : BOTH Flavio (BRA) MUCHA Heike (GER)

Player Statistics	CHA Soo Yong (KOR)						VELLA Giuseppe (ITA)					
	Game					Match	Game					Match
	1	2	3	4	5		1	2	3	4	5	
Points won	11	11	10			32	9	7	3			19
Biggest lead	3	4	8			8	-	1	-			1
Points won on own serve	6	8	6			20	5	7	2			14
Points lost on own serve	4	0	1			5	5	3	4			12
Most consecutive points won	3	3	6			6	2	2	1			2
Greatest deficit overcome	-	1	-			1	-	-	-			-
Handedness/Grip	Right/						Right/					

Game/Match Statistics	Game					Match
	1	2	3	4	5	
Longest rally (strokes)	6	6	6			6
Average rally	3	3	3			3

Game Progress

1	CHA Soo Yong (KOR)	*0	2	*3	4	*4	6	*7	8	*9	9	11
	VELLA Giuseppe (ITA)	0	*0	1	*2	4	*4	5	*6	7	*9	9
2	CHA Soo Yong (KOR)	0	*1	3	*3	5	*5	7	*8	10	11	
	VELLA Giuseppe (ITA)	*0	1	*1	3	*3	5	*5	6	*6	7	
3	CHA Soo Yong (KOR)	0	2	*4	6	*7	8	*9	11			
	VELLA Giuseppe (ITA)	0	*0	0	*0	1	*2	3	3			

Note:

The "Greatest deficit overcome" only applies when the player ends up winning the game.

Legend:

* Server

No. Number



Detailed Team Match Results

Resultados detalhados da partida por equipe

Brazil (BRA) 2 - 0 Great Britain (GBR)

Team Match No : 3 Table : 5 Umpires : HOPKINS Alan Leslie (AUS) ARINYE Cecilia Dora (NGR)

Match 1		Match	Game 1	Game 2	Game 3	Game 4	Game 5
MARCIAO da COS / CONCEICAO ESPI	BRA	3	11	11	11		
DAVIES R / DAVIES P	GBR	0	3	5	8		
Duration		36min	5min	6min	8min		

Match 2		Match	Game 1	Game 2	Game 3	Game 4	Game 5
A MARCIAO da COSTA Guilherme	BRA	3	11	7	15	11	
X DAVIES Robert	GBR	1	9	11	13	2	
Duration		29min	6min	6min	8min	4min	

Duration of Team Match	1h14min
------------------------	---------

Player Statistics	Brazil (BRA)			Team Match	Great Britain (GBR)			Team Match
	1	2	3		1	2	3	
Points won	33	43		76	16	35		51
Biggest lead	8	9		9	1	4		4
Points won on own serve	16	27		43	9	21		30
Points lost on own serve	7	14		21	17	16		33
Most consecutive points won	4	7		7	2	4		4
Greatest deficit overcome	1	1		1	-	1		1

Match/Team Match Statistics	Match			Team Match
	1	2	3	
Longest rally (strokes)	11	10		11
Average rally	4	4		4

Note:

The "Greatest deficit overcome" only applies when the player/pair ends up winning the game.

Legend:

No. Number



Detailed Team Match Results

Resultados detalhados da partida por equipe

Brazil (BRA) 2 - 0 Great Britain (GBR)

Match 1: MARCIAO da COSTA Guilherme (BRA) 3-0 DAVIES Robert (GBR)
CONCEICAO ESPINDOLA Iranildo DAVIES Paul

Match Summary		Match	Game 1	Game 2	Game 3	Game 4	Game 5
MARCIAO da COS / CONCEICAO ESPI	BRA	3	11	11	11		
DAVIES Robert / DAVIES P	GBR	0	3	5	8		
Duration		36min	5min	6min	8min		

Team Match No : 3 Table : 5 Umpires : HOPKINS Alan Leslie (AUS) ARINYE Cecilia Dora (NGR)

Player Statistics	MARCIAO da COSTA G / CONCEICAO ESPINDO. (BRA)						DAVIES R / DAVIES P (GBR)					
	Game					Match	Game					Match
	1	2	3	4	5		1	2	3	4	5	
Points won	11	11	11			33	3	5	8			16
Biggest lead	8	6	4			8	-	-	1			1
Points won on own serve	5	6	5			16	2	3	4			9
Points lost on own serve	1	2	4			7	6	5	6			17
Most consecutive points won	4	4	4			4	1	1	2			2
Greatest deficit overcome	-	-	1			1	-	-	-			-
Handedness/Grip	Right/ - Right/						Right/ - Right/					

Game/Match Statistics	Game					Match
	1	2	3	4	5	
Longest rally (strokes)	11	9	11			11
Average rally	5	4	4			4

Game Progress

1	MARCIAO da COSTA G / CONCEICAO ESPINDO. (BRA)	0	*-2	3	*-5	7	*-8	10	11			
	DAVIES R / DAVIES P (GBR)	*-0	0	*-1	1	*-1	2	*-2	3			
2	MARCIAO da COSTA G / CONCEICAO ESPINDO. (BRA)	*-0	2	*-3	4	*-5	6	*-7	9	11		
	DAVIES R / DAVIES P (GBR)	0	*-0	1	*-2	3	*-4	5	*-5	5		
3	MARCIAO da COSTA G / CONCEICAO ESPINDO. (BRA)	0	*-1	3	*-4	5	*-6	7	*-9	9	*-10	11
	DAVIES R / DAVIES P (GBR)	*-0	1	*-1	2	*-3	4	*-5	5	*-7	8	8

Note:

The "Greatest deficit overcome" only applies when the pair ends up winning the game.

Legend:

*- First player of pair is server *- Second player of pair is server No. Number



Detailed Team Match Results

Resultados detalhados da partida por equipe

Brazil (BRA) 2 - 0 Great Britain (GBR)

Match 2: MARCIAO da COSTA Guilherme (BRA) 3-1 DAVIES Robert (GBR)

Match Summary		Match	Game 1	Game 2	Game 3	Game 4	Game 5
MARCIAO da COSTA Guilherme	BRA	3	11	7	15	11	
DAVIES Robert	GBR	1	9	11	13	2	
Duration		29min	6min	6min	8min	4min	

Team Match No : 3 Table : 5 Umpires : HOPKINS Alan Leslie (AUS) ARINYE Cecilia Dora (NGR)

Player Statistics	MARCIAO da COSTA Guilherme (BRA)						DAVIES Robert (GBR)					
	Game					Match	Game					Match
	1	2	3	4	5		1	2	3	4	5	
Points won	11	7	14	11		43	9	11	13	2		35
Biggest lead	4	1	4	9		9	-	4	1	-		4
Points won on own serve	6	5	9	7		27	5	6	8	2		21
Points lost on own serve	4	5	5	0		14	5	2	5	4		16
Most consecutive points won	3	2	3	7		7	3	4	3	1		4
Greatest deficit overcome	-	-	1	-		1	-	1	-	-		1
Handedness/Grip	Right/						Right/					

Game/Match Statistics	Game					Match
	1	2	3	4	5	
Longest rally (strokes)	10	8	8	10		10
Average rally	4	4	4	4		4

Game Progress

1	MARCIAO da COSTA Guilherme (BRA)	0	*2	3	*3	4	*6	7	*8	10	*10	11						
	DAVIES Robert (GBR)	*0	0	*1	3	*4	4	*5	6	*6	8	9						
2	MARCIAO da COSTA Guilherme (BRA)	*0	1	*1	2	*3	5	*6	6	*6	7							
	DAVIES Robert (GBR)	0	*1	3	*4	5	*5	6	*8	10	11							
3	MARCIAO da COSTA Guilherme (BRA)	0	*2	3	*5	6	*6	7	*7	8	*9	10	*10	11	*11	12	*12	13
	DAVIES Robert (GBR)	0	0	*1	1	*2	4	*5	7	*8	9	*10	11	*11	12	*12	13	*13
		*14	15															
		13	13															
4	MARCIAO da COSTA Guilherme (BRA)	*0	2	*4	6	*7	9	*10	11									
	DAVIES Robert (GBR)	0	*0	0	*0	1	*1	2	2									

Note:
The "Greatest deficit overcome" only applies when the player ends up winning the game.

Legend:
* Server
No. Number



Detailed Team Match Results

Resultados detalhados da partida por equipe

France (FRA) 2 - 0 Brazil (BRA)

Team Match No : 5 Table : 1 Umpires : de PINTO Pietro (ITA) KLECKER Roman (CZE)

Match 1			Match	Game 1	Game 2	Game 3	Game 4	Game 5
	LAMIRAULT F / MOLLIENS S	FRA	3	11	11	11		
	CONCEICAO ESPI / MARCIAO da COS	BRA	0	9	4	5		
Duration			27min	8min	5min	7min		

Match 2			Match	Game 1	Game 2	Game 3	Game 4	Game 5
A	LAMIRAULT Fabien	FRA	3	11	13	11		
X	CONCEICAO ESPINDOLA Iranildo	BRA	0	2	11	6		
Duration			28min	5min	11min	6min		

Duration of Team Match	1h1min
------------------------	--------

Player Statistics	France (FRA)			Team Match	Brazil (BRA)			Team Match
	Match				Match			
	1	2	3		1	2	3	
Points won	33	34		67	18	19		37
Biggest lead	7	9		9	2	5		5
Points won on own serve	18	18		36	10	11		21
Points lost on own serve	8	8		16	15	16		31
Most consecutive points won	6	7		7	2	5		5
Greatest deficit overcome	2	5		5	-	-		-

Match/Team Match Statistics	Match			Team Match
	1	2	3	
Longest rally (strokes)	27	12		27
Average rally	6	4		5

Note:
The "Greatest deficit overcome" only applies when the player/pair ends up winning the game.

Legend:
No. Number



Detailed Team Match Results

Resultados detalhados da partida por equipe

France (FRA) 2 - 0 Brazil (BRA)

Match 1: **LAMIRAULT Fabien (FRA)** 3-0 **CONCEICAO ESPINDOLA Iranildo (BRA)**
MOLLIENS Stephane **MARCIAO da COSTA Guilherme**

Match Summary		Match	Game 1	Game 2	Game 3	Game 4	Game 5
LAMIRAULT Fabien / MOLLIENS S	FRA	3	11	11	11		
CONCEICAO ESPI / MARCIAO da COS	BRA	0	9	4	5		
	Duration	27min	8min	5min	7min		

Team Match No : 5 Table : 1 Umpires : de PINTO Pietro (ITA) KLECKER Roman (CZE)

Player Statistics	LAMIRAULT F / MOLLIENS S (FRA)						CONCEICAO ESPINDO. / MARCIAO da COSTA G (BRA)					
	Game					Match	Game					Match
	1	2	3	4	5		1	2	3	4	5	
Points won	11	11	11			33	9	4	5			18
Biggest lead	2	7	6			7	1	-	2			2
Points won on own serve	6	5	7			18	5	1	4			10
Points lost on own serve	4	3	1			8	5	6	4			15
Most consecutive points won	3	5	6			6	2	1	2			2
Greatest deficit overcome	1	-	2			2	-	-	-			-
Handedness/Grip	Right/ - Left/						Right/ - Right/					

Game/Match Statistics	Game					Match
	1	2	3	4	5	
Longest rally (strokes)	14	27	8			27
Average rally	6	6	4			6

Game Progress

1	LAMIRAULT F / MOLLIENS S (FRA)	0	*-1	2	*-3	4	*-5	6	*-7	8	*-9	11
	CONCEICAO ESPINDO. / MARCIAO da COSTA G (BRA)	*-0	1	*-2	3	*-4	5	*-6	7	*-8	9	9
2	LAMIRAULT F / MOLLIENS S (FRA)	*-0	2	*-4	5	*-7	8	*-9	10	11		
	CONCEICAO ESPINDO. / MARCIAO da COSTA G (BRA)	0	*-0	0	*-1	1	*-2	3	*-4	4		
3	LAMIRAULT F / MOLLIENS S (FRA)	0	*-0	2	*-4	6	*-6	8	*-10	11		
	CONCEICAO ESPINDO. / MARCIAO da COSTA G (BRA)	*-0	2	*-2	2	*-2	4	*-4	4	5		

Note:

The "Greatest deficit overcome" only applies when the pair ends up winning the game.

Legend:

*- First player of pair is server *- Second player of pair is server No. Number



Detailed Team Match Results

Resultados detalhados da partida por equipe

France (FRA) 2 - 0 Brazil (BRA)

Match 2: LAMIRAULT Fabien (FRA) 3-0 CONCEICAO ESPINDOLA Iranildo (BRA)

Match Summary		Match	Game 1	Game 2	Game 3	Game 4	Game 5
LAMIRAULT Fabien	FRA	3	11	13	11		
CONCEICAO ESPINDOLA Iranildo	BRA	0	2	11	6		
	Duration	28min	5min	11min	6min		

Team Match No : 5 Table : 1 Umpires : de PINTO Pietro (ITA) KLECKER Roman (CZE)

Player Statistics	LAMIRAULT Fabien (FRA)						CONCEICAO ESPINDOLA Iranildo (BRA)					
	Game					Match	Game					Match
	1	2	3	4	5		1	2	3	4	5	
Points won	11	13	10			34	2	11	6			19
Biggest lead	9	3	6			9	-	5	-			5
Points won on own serve	5	8	5			18	1	7	3			11
Points lost on own serve	1	4	3			8	6	5	5			16
Most consecutive points won	7	7	4			7	1	5	3			5
Greatest deficit overcome	-	5	-			5	-	-	-			-
Handedness/Grip	Right/						Right/					

Game/Match Statistics	Game					Match
	1	2	3	4	5	
Longest rally (strokes)	8	12	9			12
Average rally	3	4	4			4

Game Progress

1	LAMIRAULT Fabien (FRA)	0	*2	4	*6	7	*8	10	11							
	CONCEICAO ESPINDOLA Iranildo (BRA)	*0	0	*0	0	*1	2	*2	2							
2	LAMIRAULT Fabien (FRA)	*0	1	*1	1	*2	4	*6	8	*9	10	*10	11	*11	12	13
	CONCEICAO ESPINDOLA Iranildo (BRA)	0	*1	3	*5	6	*6	6	*6	7	*8	10	*10	11	*11	11
3	LAMIRAULT Fabien (FRA)	0	*2	3	*3	5	*6	8	*10	10	11					
	CONCEICAO ESPINDOLA Iranildo (BRA)	0	0	*1	3	*3	4	*4	4	*6	6					

Note:
The "Greatest deficit overcome" only applies when the player ends up winning the game.

Legend:
* Server
No. Number



Detailed Team Match Results
Resultados detalhados da partida por equipe

Slovakia (SVK) 1 - 2 Republic of Korea (KOR)

Team Match No : 6 Table : 3 Umpires : SCARR Valerie (NZL) ZAPATA Carlos (ESP)

Match 1			Match	Game 1	Game 2	Game 3	Game 4	Game 5
	LUDROVSKY M / RIAPOS J	SVK	1	12	7	9	12	
	CHA SY / KIM K	KOR	3	10	11	11	14	
Duration			37min	8min	7min	7min	11min	

Match 2			Match	Game 1	Game 2	Game 3	Game 4	Game 5
A	LUDROVSKY Martin	SVK	3	11	11	3	11	11
X	CHA Soo Yong	KOR	2	6	13	11	6	7
Duration			46min	6min	11min	6min	7min	9min

Match 3			Match	Game 1	Game 2	Game 3	Game 4	Game 5
B	RIAPOS Jan	SVK	2	11	8	14	11	8
Y	KIM Kyungmook	KOR	3	7	11	12	13	11
Duration			41min	5min	5min	8min	9min	7min

Duration of Team Match	2h17min
------------------------	----------------

Player Statistics	Slovakia (SVK)				Republic of Korea (KOR)			
	Match			Team Match	Match			Team Match
	1	2	3		1	2	3	
Points won	40	46	51	137	45	43	54	142
Biggest lead	3	6	4	6	6	8	4	8
Points won on own serve	21	22	27	70	22	23	29	74
Points lost on own serve	23	20	25	68	19	24	24	67
Most consecutive points won	4	4	6	6	5	7	4	7
Greatest deficit overcome	2	1	3	3	3	6	2	6

Match/Team Match Statistics	Match			Team Match
	1	2	3	
Longest rally (strokes)	22	15	22	22
Average rally	7	5	5	6

Note:
The "Greatest deficit overcome" only applies when the player/pair ends up winning the game.

Legend:
No. Number



Detailed Team Match Results

Resultados detalhados da partida por equipe

Slovakia (SVK) **1 - 2** Republic of Korea (KOR)

Match 1: LUDROVSKY Martin (SVK) **1-3** CHA Soo Yong (KOR)
 RIAPOS Jan KIM Kyungmook

Match Summary		Match	Game 1	Game 2	Game 3	Game 4	Game 5
LUDROVSKY Martin / RIAPOS J	SVK	1	12	7	9	12	
CHA Soo Yong / KIM K	KOR	3	10	11	11	14	
Duration		37min	8min	7min	7min	11min	

Team Match No : 6 Table : 3 Umpires : SCARR Valerie (NZL) ZAPATA Carlos (ESP)

Player Statistics	LUDROVSKY M / RIAPOS J (SVK)						CHA SY / KIM K (KOR)					
	Game					Match	Game					Match
	1	2	3	4	5		1	2	3	4	5	
Points won	12	7	9	12		40	10	11	10	14		45
Biggest lead	2	-	-	3		3	2	6	4	2		6
Points won on own serve	8	5	3	5		21	7	6	3	6		22
Points lost on own serve	3	5	7	8		23	4	2	6	7		19
Most consecutive points won	4	3	4	3		4	2	5	2	3		5
Greatest deficit overcome	2	-	-	-		2	-	-	-	3		3
Handedness/Grip	Right/ - Right/						Right/ - Right/					

Game/Match Statistics	Game					Match
	1	2	3	4	5	
Longest rally (strokes)	15	20	22	21		22
Average rally	5	8	7	8		7

Game Progress

1	LUDROVSKY M / RIAPOS J (SVK)	0	*0	2	*3	4	*5	6	*6	7	*8	10	*11	12				
	CHA SY / KIM K (KOR)	*0	2	*2	3	*4	5	*6	8	*9	10	*10	10	10				
2	LUDROVSKY M / RIAPOS J (SVK)	*0	1	*1	2	*3	3	*3	5	*6	7							
	CHA SY / KIM K (KOR)	0	*1	3	*4	5	*7	9	*9	10	11							
3	LUDROVSKY M / RIAPOS J (SVK)	0	*1	1	*3	3	*4	5	*5	7	*9	9		9				
	CHA SY / KIM K (KOR)	0	1	*3	3	*5	6	*7	9	*9	9	11						
4	LUDROVSKY M / RIAPOS J (SVK)	*0	2	*3	3	*4	5	*6	7	*8	9	*10	10	*11	11	*12	12	12
	CHA SY / KIM K (KOR)	0	*0	1	*3	4	*5	6	*7	8	*9	10	*11	11	*12	12	*13	14

Note:

The "Greatest deficit overcome" only applies when the pair ends up winning the game.

Legend:

*- First player of pair is server *- Second player of pair is server No. Number



Detailed Team Match Results

Resultados detalhados da partida por equipe

Slovakia (SVK) 1 - 2 Republic of Korea (KOR)

Match 2: LUDROVSKY Martin (SVK) 3-2 CHA Soo Yong (KOR)

Match Summary		Match	Game 1	Game 2	Game 3	Game 4	Game 5
LUDROVSKY Martin	SVK	3	11	11	3	11	11
CHA Soo Yong	KOR	2	6	13	11	6	7
	Duration	46min	6min	11min	6min	7min	9min

Team Match No : 6 Table : 3 Umpires : SCARR Valerie (NZL) ZAPATA Carlos (ESP)

Player Statistics	LUDROVSKY Martin (SVK)						CHA Soo Yong (KOR)					
	Game					Match	Game					Match
	1	2	3	4	5		1	2	3	4	5	
Points won	11	11	3	10	11	46	6	13	11	6	7	43
Biggest lead	5	6	-	5	4	6	-	2	8	-	1	8
Points won on own serve	5	6	1	6	4	22	3	7	6	4	3	23
Points lost on own serve	3	6	5	2	4	20	6	5	2	4	7	24
Most consecutive points won	4	4	1	4	3	4	3	7	5	3	3	7
Greatest deficit overcome	-	-	-	-	1	1	-	6	-	-	-	6
Handedness/Grip	Right/						Right/					

Game/Match Statistics	Game					Match
	1	2	3	4	5	
Longest rally (strokes)	8	8	8	15	12	15
Average rally	4	5	4	5	5	5

Game Progress

1	LUDROVSKY Martin (SVK)	0	*2	4	*4	5	*7	8	*9	10	11					
	CHA Soo Yong (KOR)	*0	0	*0	2	*3	3	*4	5	*6	6					
2	LUDROVSKY Martin (SVK)	*0	1	*2	4	*5	7	*9	9	*9	9	*10	11	*11	11	11
	CHA Soo Yong (KOR)	0	*1	2	*2	3	*3	3	*5	7	*9	10	*10	11	*12	13
3	LUDROVSKY Martin (SVK)	0	*1	2	*2	2	*3	3	3	3	3					
	CHA Soo Yong (KOR)	*0	1	*2	4	*6	7	*9	11	11	11					
4	LUDROVSKY Martin (SVK)	0	2	*3	5	*6	6	*7	9	*10	11					
	CHA Soo Yong (KOR)	0	*0	1	*1	2	*4	5	*5	6	6					
5	LUDROVSKY Martin (SVK)	0	*1	2	*4	4	*5	7	*8	9	11					
	CHA Soo Yong (KOR)	*0	1	*2	2	*4	5	*5	6	*7	7					

Note:
The "Greatest deficit overcome" only applies when the player ends up winning the game.

Legend:
* Server
No. Number



Detailed Team Match Results

Resultados detalhados da partida por equipe

Slovakia (SVK) **1 - 2** Republic of Korea (KOR)

Match 3: RIAPOS Jan (SVK) **2-3** KIM Kyungmook (KOR)

Match Summary		Match	Game 1	Game 2	Game 3	Game 4	Game 5
RIAPOS Jan	SVK	2	11	8	14	11	8
KIM Kyungmook	KOR	3	7	11	12	13	11
Duration		41min	5min	5min	8min	9min	7min

Team Match No : 6 Table : 3 Umpires : SCARR Valerie (NZL) ZAPATA Carlos (ESP)

Player Statistics	RIAPOS Jan (SVK)						KIM Kyungmook (KOR)					
	Game					Match	Game					Match
	1	2	3	4	5		1	2	3	4	5	
Points won	11	8	14	11	7	51	7	11	12	13	11	54
Biggest lead	4	1	4	2	2	4	3	3	3	4	3	4
Points won on own serve	5	5	8	7	2	27	4	6	7	8	4	29
Points lost on own serve	3	5	5	5	7	25	6	3	6	4	5	24
Most consecutive points won	5	3	5	6	2	6	4	2	4	3	2	4
Greatest deficit overcome	3	-	3	-	-	3	-	1	-	2	2	2
Handedness/Grip	Right/						Right/					

Game/Match Statistics	Game					Match
	1	2	3	4	5	
Longest rally (strokes)	13	13	13	22	13	22
Average rally	5	5	6	7	5	5

Game Progress

1	RIAPOS Jan (SVK)	0	*1	2	*2	3	*5	7	*8	9	11							
	KIM Kyungmook (KOR)	*0	1	*2	4	*5	5	*5	6	*7	7							
2	RIAPOS Jan (SVK)	*0	1	*1	2	*4	5	*6	7	*7	8	8						
	KIM Kyungmook (KOR)	0	*1	3	*4	4	*5	6	*7	9	*10	11						
3	RIAPOS Jan (SVK)	0	*0	1	*3	5	*6	8	*8	9	*10	10	*10	11	*12	12	*13	14
	KIM Kyungmook (KOR)	*0	2	*3	3	*3	4	*4	6	*7	8	*10	11	*11	11	*12	12	12
4	RIAPOS Jan (SVK)	*0	0	*1	2	*3	4	*4	6	*8	10	*10	11	*11	11	11	11	
	KIM Kyungmook (KOR)	0	*2	3	*4	5	*6	8	*8	8	*8	10	*10	11	*12	13		
5	RIAPOS Jan (SVK)	0	*2	2	*3	4	*5	5	*6	7	*8	8						
	KIM Kyungmook (KOR)	0	0	*2	3	*4	5	*7	8	*9	10	11						

Note:

The "Greatest deficit overcome" only applies when the player ends up winning the game.

Legend:

* Server No. Number



Detailed Team Match Results

Resultados detalhados da partida por equipe

Brazil (BRA) 2 - 1 Slovakia (SVK)

Team Match No : 7 Table : 3 Umpires : KOH Christabel (SIN) WONG Jeffrey (CAN)

Match 1			Match	Game 1	Game 2	Game 3	Game 4	Game 5
	MARCIAO da COS / CONCEICAO ESPI	BRA	3	9	11	11	4	11
	RIAPOS J / REVUCKY R	SVK	2	11	8	6	11	5
Duration			45min	8min	8min	7min	6min	8min

Match 2			Match	Game 1	Game 2	Game 3	Game 4	Game 5
A	MARCIAO da COSTA Guilherme	BRA	1	3	9	11	9	
X	RIAPOS Jan	SVK	3	11	11	8	11	
Duration			27min	4min	5min	6min	7min	

Match 3			Match	Game 1	Game 2	Game 3	Game 4	Game 5
B	CONCEICAO ESPINDOLA Iranildo	BRA	3	11	3	9	11	11
Y	LUDROVSKY Martin	SVK	2	6	11	11	7	8
Duration			49min	6min	5min	9min	8min	10min

Duration of Team Match	2h14min
------------------------	---------

Player Statistics	Brazil (BRA)				Slovakia (SVK)			
	Match			Team Match	Match			Team Match
	1	2	3		1	2	3	
Points won	46	32	45	123	41	41	42	124
Biggest lead	6	3	5	6	7	8	8	8
Points won on own serve	18	18	23	59	16	24	21	61
Points lost on own serve	25	17	21	63	28	14	22	64
Most consecutive points won	5	4	4	5	8	5	7	8
Greatest deficit overcome	2	1	3	3	1	1	3	3

Match/Team Match Statistics	Match			Team Match
	1	2	3	
Longest rally (strokes)	27	14	17	27
Average rally	7	4	4	5

Note:

The "Greatest deficit overcome" only applies when the player/pair ends up winning the game.

Legend:

No. Number



Detailed Team Match Results

Resultados detalhados da partida por equipe

Brazil (BRA) 2 - 1 Slovakia (SVK)

Match 1: MARCIAO da COSTA Guilherme (BRA) 3-2 RIAPOS Jan (SVK)
CONCEICAO ESPINDOLA Iranildo REVUCKY Rastislav

Match Summary		Match	Game 1	Game 2	Game 3	Game 4	Game 5
MARCIAO da COS / CONCEICAO ESPI	BRA	3	9	11	11	4	11
RIAPOS Jan / REVUCKY R	SVK	2	11	8	6	11	5
	Duration	45min	8min	8min	7min	6min	8min

Team Match No : 7 Table : 3 Umpires : KOH Christabel (SIN) WONG Jeffrey (CAN)

Player Statistics	MARCIAO da COSTA G / CONCEICAO ESPINDO. (BRA)						RIAPOS J / REVUCKY R (SVK)					
	Game					Match	Game					Match
	1	2	3	4	5		1	2	3	4	5	
Points won	9	11	11	4	11	46	11	8	6	11	5	41
Biggest lead	1	3	5	1	6	6	3	2	2	7	1	7
Points won on own serve	4	6	3	1	4	18	5	5	0	5	1	16
Points lost on own serve	6	3	6	6	4	25	5	5	8	3	7	28
Most consecutive points won	3	5	3	2	5	5	3	3	2	8	2	8
Greatest deficit overcome	-	2	2	-	1	2	1	-	-	1	-	1
Handedness/Grip	Right/ - Right/						Right/ - Right/					

Game/Match Statistics	Game					Match
	1	2	3	4	5	
Longest rally (strokes)	27	16	18	16	16	27
Average rally	8	6	6	7	8	7

Game Progress

1	MARCIAO da COSTA G / CONCEICAO ESPINDO. (BRA)	-*0	1	*-2	2	-*4	4	*-5	7	-*8	9	9
	RIAPOS J / REVUCKY R (SVK)	0	-*1	2	*-4	4	-*6	7	*-7	8	-*9	11
2	MARCIAO da COSTA G / CONCEICAO ESPINDO. (BRA)	0	*-0	2	-*4	5	*-5	6	-*7	8	*-10	11
	RIAPOS J / REVUCKY R (SVK)	*-0	2	-*2	2	*-3	5	-*6	7	*-8	8	8
3	MARCIAO da COSTA G / CONCEICAO ESPINDO. (BRA)	-*0	0	*-2	3	-*5	6	*-8	8	-*10	11	
	RIAPOS J / REVUCKY R (SVK)	0	-*2	2	*-3	3	-*4	4	*-6	6	6	6
4	MARCIAO da COSTA G / CONCEICAO ESPINDO. (BRA)	0	*-1	2	-*3	3	*-3	3	-*4	4		
	RIAPOS J / REVUCKY R (SVK)	*-0	1	-*2	3	*-5	7	-*9	10	11		
5	MARCIAO da COSTA G / CONCEICAO ESPINDO. (BRA)	-*0	1	*-3	3	-*5	6	*-7	9	11		
	RIAPOS J / REVUCKY R (SVK)	0	-*1	1	*-3	3	-*4	5	*-5	5		

Note:

The "Greatest deficit overcome" only applies when the pair ends up winning the game.

Legend:

- First player of pair is server - Second player of pair is server No. Number



Detailed Team Match Results

Resultados detalhados da partida por equipe

Brazil (BRA) 2 - 1 Slovakia (SVK)

Match 2: MARCIAO da COSTA Guilherme (BRA) **1-3** RIAPOS Jan (SVK)

Match Summary		Match	Game 1	Game 2	Game 3	Game 4	Game 5
MARCIAO da COSTA Guilherme	BRA	1	3	9	11	9	
RIAPOS Jan	SVK	3	11	11	8	11	
Duration		27min	4min	5min	6min	7min	

Team Match No : 7 Table : 3 Umpires : KOH Christabel (SIN) WONG Jeffrey (CAN)

Player Statistics	MARCIAO da COSTA Guilherme (BRA)						Match	RIAPOS Jan (SVK)					Match	
	Game					Match		Game						
	1	2	3	4	5			1	2	3	4	5		
Points won	3	9	11	9			32	11	11	8	11			41
Biggest lead	-	1	3	1			3	8	3	1	4			8
Points won on own serve	0	6	6	6			18	5	7	5	7			24
Points lost on own serve	6	4	3	4			17	3	3	5	3			14
Most consecutive points won	1	2	4	2			4	4	4	3	5			5
Greatest deficit overcome	-	-	1	-			1	-	1	-	1			1
Handedness/Grip	Right/							Right/						

Game/Match Statistics	Game					Match
	1	2	3	4	5	
Longest rally (strokes)	8	14	9	8		14
Average rally	4	5	4	4		4

Game Progress

1	MARCIAO da COSTA Guilherme (BRA)	0	*0	0	*1	1	*2	2				3
	RIAPOS Jan (SVK)	*0	2	*4	5	*7	8	*10				11
2	MARCIAO da COSTA Guilherme (BRA)	*0	1	*2	3	*4	5	*5	6	*7	9	9
	RIAPOS Jan (SVK)	0	*1	2	*3	4	*5	7	*8	9	*9	11
3	MARCIAO da COSTA Guilherme (BRA)	0	*1	2	*3	5	*6	6	*7	9	*10	11
	RIAPOS Jan (SVK)	*0	1	*2	3	*3	4	*6	7	*7	8	8
4	MARCIAO da COSTA Guilherme (BRA)	*0	1	*2	2	*2	4	*4	6	*7	8	9
	RIAPOS Jan (SVK)	0	*1	2	*4	6	*6	8	*8	9	*10	11

Note:

The "Greatest deficit overcome" only applies when the player ends up winning the game.

Legend:

* Server No. Number



Detailed Team Match Results

Resultados detalhados da partida por equipe

Brazil (BRA) 2 - 1 Slovakia (SVK)

Match 3: CONCEICAO ESPINDOLA Iranildo (BRA) 3-2 LUDROVSKY Martin (SVK)

Match Summary		Match	Game 1	Game 2	Game 3	Game 4	Game 5
CONCEICAO ESPINDOLA Iranildo	BRA	3	11	3	9	11	11
LUDROVSKY Martin	SVK	2	6	11	11	7	8
	Duration	49min	6min	5min	9min	8min	10min

Team Match No : 7 Table : 3 Umpires : KOH Christabel (SIN) WONG Jeffrey (CAN)

Player Statistics	CONCEICAO ESPINDOLA Iranildo (BRA)						LUDROVSKY Martin (SVK)					
	Game					Match	Game					Match
	1	2	3	4	5		1	2	3	4	5	
Points won	11	3	9	11	11	45	6	11	11	6	8	42
Biggest lead	5	-	3	4	3	5	1	8	2	1	3	8
Points won on own serve	5	2	5	7	4	23	3	5	6	4	3	21
Points lost on own serve	3	6	5	2	5	21	6	1	4	4	7	22
Most consecutive points won	4	3	3	4	4	4	2	7	4	3	3	7
Greatest deficit overcome	1	-	-	1	3	3	-	-	3	-	-	3
Handedness/Grip	Right/						Right/					

Game/Match Statistics	Game					Match
	1	2	3	4	5	
Longest rally (strokes)	7	8	13	17	9	17
Average rally	3	3	4	4	4	4

Game Progress

1	CONCEICAO ESPINDOLA Iranildo (BRA)	0	*1	2	*3	4	*6	7	*8	10	11	
	LUDROVSKY Martin (SVK)	*0	1	*2	3	*4	4	*5	6	*6	6	
2	CONCEICAO ESPINDOLA Iranildo (BRA)	*0	0	*0	2	*3	3	*3	3			
	LUDROVSKY Martin (SVK)	0	*2	4	*4	5	*7	9	11			
3	CONCEICAO ESPINDOLA Iranildo (BRA)	0	*1	3	*4	5	*5	7	*7	7	*9	9
	LUDROVSKY Martin (SVK)	*0	1	*1	2	*3	5	*5	7	*9	9	11
4	CONCEICAO ESPINDOLA Iranildo (BRA)	0	1	*2	4	*4	5	*7	8	*9	11	
	LUDROVSKY Martin (SVK)	0	*1	2	*2	4	*5	5	*6	7	7	
5	CONCEICAO ESPINDOLA Iranildo (BRA)	0	*1	2	*3	3	*4	5	*7	8	*10	11
	LUDROVSKY Martin (SVK)	*0	1	*2	3	*5	6	*7	7	*8	8	8

Note:
The "Greatest deficit overcome" only applies when the player ends up winning the game.

Legend:
* Server
No. Number



Detailed Team Match Results

Resultados detalhados da partida por equipe

France (FRA) 2 - 1 Republic of Korea (KOR)

Team Match No : 8 Table : 1 Umpires : TSE Mei Lan (HKG) ZAPATA Carlos (ESP)

Match 1			Match	Game 1	Game 2	Game 3	Game 4	Game 5
	LAMIRAULT F / MOLLIENS S	FRA	3	11	11	11		
	KIM K / CHA SY	KOR	0	6	7	5		
Duration			26min	7min	7min	7min		

Match 2			Match	Game 1	Game 2	Game 3	Game 4	Game 5
A	LAMIRAULT Fabien	FRA	2	12	13	11	11	9
X	KIM Kyungmook	KOR	3	14	15	3	8	11
Duration			56min	10min	12min	6min	9min	11min

Match 3			Match	Game 1	Game 2	Game 3	Game 4	Game 5
B	MOLLIENS Stephane	FRA	3	11	8	11	11	
Y	CHA Soo Yong	KOR	1	5	11	9	9	
Duration			34min	5min	7min	8min	9min	

Duration of Team Match	2h10min
------------------------	---------

Player Statistics	France (FRA)				Republic of Korea (KOR)			
	Match			Team Match	Match			Team Match
	1	2	3		1	2	3	
Points won	33	56	41	130	18	50	34	102
Biggest lead	6	8	6	8	1	4	5	5
Points won on own serve	17	26	22	65	10	23	18	51
Points lost on own serve	8	27	16	51	16	30	19	65
Most consecutive points won	5	7	5	7	2	4	5	5
Greatest deficit overcome	1	1	2	2	-	5	2	5

Match/Team Match Statistics	Match			Team Match
	1	2	3	
Longest rally (strokes)	31	14	12	31
Average rally	6	5	5	5

Note:

The "Greatest deficit overcome" only applies when the player/pair ends up winning the game.

Legend:

No. Number



Detailed Team Match Results

Resultados detalhados da partida por equipe

France (FRA) 2 - 1 Republic of Korea (KOR)

Match 1: LAMIRAULT Fabien (FRA) 3-0 KIM Kyungmook (KOR)
MOLLIENS Stephane CHA Soo Yong

Match Summary		Match	Game 1	Game 2	Game 3	Game 4	Game 5
LAMIRAULT Fabien / MOLLIENS S	FRA	3	11	11	11		
KIM Kyungmook / CHA SY	KOR	0	6	7	5		
	Duration	26min	7min	7min	7min		

Team Match No : 8 Table : 1 Umpires : TSE Mei Lan (HKG) ZAPATA Carlos (ESP)

Player Statistics	LAMIRAULT F / MOLLIENS S (FRA)						KIM K / CHA SY (KOR)					
	Game					Match	Game					Match
	1	2	3	4	5		1	2	3	4	5	
Points won	11	11	11			33	6	7	5			18
Biggest lead	5	4	6			6	1	1	1			1
Points won on own serve	6	5	6			17	3	4	3			10
Points lost on own serve	3	3	2			8	5	6	5			16
Most consecutive points won	3	5	4			5	1	2	1			2
Greatest deficit overcome	1	1	1			1	-	-	-			-
Handedness/Grip	Right/ - Left/						Right/ - Right/					

Game/Match Statistics	Game					Match
	1	2	3	4	5	
Longest rally (strokes)	31	14	17			31
Average rally	8	5	7			6

Game Progress

1	LAMIRAULT F / MOLLIENS S (FRA)	-*0	1	*-2	3	-*4	6	*-7	8	*-10	11
	KIM K / CHA SY (KOR)	0	*-1	2	*-3	4	*-4	5	*-6	6	6
2	LAMIRAULT F / MOLLIENS S (FRA)	0	*-1	2	*-3	4	*-5	6	*-8	10	11
	KIM K / CHA SY (KOR)	*-0	1	*-2	3	*-4	5	*-6	6	*-6	7
3	LAMIRAULT F / MOLLIENS S (FRA)	-*0	1	*-3	4	*-5	7	*-8	10	11	
	KIM K / CHA SY (KOR)	0	*-1	1	*-2	3	*-3	4	*-4	5	

Note:

The "Greatest deficit overcome" only applies when the pair ends up winning the game.

Legend:

- First player of pair is server - Second player of pair is server No. Number



Detailed Team Match Results

Resultados detalhados da partida por equipe

France (FRA) 2 - 1 Republic of Korea (KOR)

Match 2: LAMIRAULT Fabien (FRA) **2-3** KIM Kyungmook (KOR)

Match Summary		Match	Game 1	Game 2	Game 3	Game 4	Game 5
LAMIRAULT Fabien	FRA	2	12	13	11	11	9
KIM Kyungmook	KOR	3	14	15	3	8	11
	Duration	56min	10min	12min	6min	9min	11min

Team Match No : 8 Table : 1 Umpires : TSE Mei Lan (HKG) ZAPATA Carlos (ESP)

Player Statistics	LAMIRAULT Fabien (FRA)						KIM Kyungmook (KOR)					
	Game					Match	Game					Match
	1	2	3	4	5		1	2	3	4	5	
Points won	12	13	11	11	9	56	14	15	2	8	11	50
Biggest lead	5	1	8	3	2	8	2	4	1	1	2	4
Points won on own serve	7	6	4	5	4	26	8	7	0	3	5	23
Points lost on own serve	6	8	2	5	6	27	5	7	7	6	5	30
Most consecutive points won	5	4	7	4	2	7	3	4	1	3	4	4
Greatest deficit overcome	-	-	1	1	-	1	5	1	-	-	2	5
Handedness/Grip	Right/						Right/					

Game/Match Statistics	Game					Match
	1	2	3	4	5	
Longest rally (strokes)	11	14	8	8	12	14
Average rally	5	5	4	4	5	5

Game Progress

1	LAMIRAULT Fabien (FRA)	0	*2	4	*5	6	*7	7	*8	9	*9	10	*10	11	*11	12	*12	12
	KIM Kyungmook (KOR)	*0	0	*0	1	*2	3	*5	6	*7	9	*10	11	*11	12	*12	13	*14
2	LAMIRAULT Fabien (FRA)	*0	1	*1	1	*3	5	*6	7	*8	9	*10	10	*11	12	*12	12	*13
	KIM Kyungmook (KOR)	0	*1	3	*5	5	*5	6	*7	8	*9	10	*11	11	*11	12	*13	13
		13	13															
		*14	15															
3	LAMIRAULT Fabien (FRA)	0	*1	2	*4	5	*7	9	11									
	KIM Kyungmook (KOR)	0	1	*2	2	*3	3	*3	3									
4	LAMIRAULT Fabien (FRA)	*0	2	*3	3	*4	5	*7	7	*8	10	11						
	KIM Kyungmook (KOR)	0	*0	1	*3	4	*5	5	*7	8	*8	8						
5	LAMIRAULT Fabien (FRA)	0	*2	2	*2	4	*5	6	*7	8	*9	9						
	KIM Kyungmook (KOR)	*0	0	*2	4	*4	5	*6	7	*8	9	11						

Note:

The "Greatest deficit overcome" only applies when the player ends up winning the game.

Legend:

* Server No. Number



Detailed Team Match Results

Resultados detalhados da partida por equipe

France (FRA) 2 - 1 Republic of Korea (KOR)

Match 3: **MOLLIENS Stephane (FRA)** 3-1 **CHA Soo Yong (KOR)**

Match Summary		Match	Game 1	Game 2	Game 3	Game 4	Game 5
MOLLIENS Stephane	FRA	3	11	8	11	11	
CHA Soo Yong	KOR	1	5	11	9	9	
	Duration	34min	5min	7min	8min	9min	

Team Match No : 8 Table : 1 Umpires : TSE Mei Lan (HKG) ZAPATA Carlos (ESP)

Player Statistics	MOLLIENS Stephane (FRA)						CHA Soo Yong (KOR)					
	Game					Match	Game					Match
	1	2	3	4	5		1	2	3	4	5	
Points won	11	8	11	11		41	5	11	9	9		34
Biggest lead	6	2	2	5		6	-	5	2	-		5
Points won on own serve	7	6	5	4		22	4	7	4	3		18
Points lost on own serve	1	4	5	6		16	4	2	6	7		19
Most consecutive points won	4	2	4	5		5	2	5	4	4		5
Greatest deficit overcome	-	-	2	-		2	-	2	-	-		2
Handedness/Grip	Left/						Right/					

Game/Match Statistics	Game					Match
	1	2	3	4	5	
Longest rally (strokes)	12	8	11	12		12
Average rally	4	4	5	5		5

Game Progress

1	MOLLIENS Stephane (FRA)	0	*1	2	*4	6	*7	9	*9	11		
	CHA Soo Yong (KOR)	*0	1	*2	2	*2	3	*3	5	5		
2	MOLLIENS Stephane (FRA)	*0	2	*2	3	*4	4	*4	5	*6	8	8
	CHA Soo Yong (KOR)	0	*0	2	*3	4	*6	8	*9	10	*10	11
3	MOLLIENS Stephane (FRA)	0	*1	2	*3	4	*6	6	*6	8	*10	11
	CHA Soo Yong (KOR)	*0	1	*2	3	*4	4	*6	8	*8	8	9
4	MOLLIENS Stephane (FRA)	*0	2	*4	4	*5	5	*7	9	*10	10	11
	CHA Soo Yong (KOR)	0	*0	0	*2	3	*5	5	*5	6	*8	9

Note:

The "Greatest deficit overcome" only applies when the player ends up winning the game.

Legend:

* Server No. Number



Player Statistics

Estatísticas dos atletas

As of SAT 17 SEP 2016

Players	NPC	Matches				Games				Match Duration					
		Played	Won	Lost	%Won	Played	Won	Lost	%Won	All	Average				
CHA Soo Yong Right Cl2	KOR	3	1	2	33%	12	6	6	50%	1h38min	33min				
		Points Won				Points Lost									
		Total	Own Serve:		61	Most Consecutive:		7	Total	Own Serve:		48	Most Consecutive:		5
		109	Opp. Serve:		48	GDO:		6	106	Opp. Serve:		58	GLL:		2
CONCEICAO ESPINDO. Right Cl2	BRA	2	1	1	50%	8	3	5	38%	1h17min	39min				
		Points Won				Points Lost									
		Total	Own Serve:		34	Most Consecutive:		5	Total	Own Serve:		37	Most Consecutive:		7
		64	Opp. Serve:		30	GDO:		3	76	Opp. Serve:		39	GLL:		5
DAVIES Robert Right Cl1	GBR	1	0	1	0%	4	1	3	25%	29min	29min				
		Points Won				Points Lost									
		Total	Own Serve:		21	Most Consecutive:		4	Total	Own Serve:		16	Most Consecutive:		7
		35	Opp. Serve:		14	GDO:		1	43	Opp. Serve:		27	GLL:		1
KIM Kyungmook Right Cl2	KOR	2	2	0	100%	10	6	4	60%	1h37min	49min				
		Points Won				Points Lost									
		Total	Own Serve:		52	Most Consecutive:		4	Total	Own Serve:		54	Most Consecutive:		7
		104	Opp. Serve:		52	GDO:		5	107	Opp. Serve:		53	GLL:		3
LAMIRAULT Fabien Right Cl2	FRA	2	1	1	50%	8	5	3	63%	1h24min	42min				
		Points Won				Points Lost									
		Total	Own Serve:		44	Most Consecutive:		7	Total	Own Serve:		35	Most Consecutive:		5
		90	Opp. Serve:		46	GDO:		5	69	Opp. Serve:		34	GLL:		5
LUDROVSKY Martin Right Cl2	SVK	2	1	1	50%	10	5	5	50%	1h35min	48min				
		Points Won				Points Lost									
		Total	Own Serve:		43	Most Consecutive:		7	Total	Own Serve:		42	Most Consecutive:		7
		88	Opp. Serve:		45	GDO:		3	88	Opp. Serve:		46	GLL:		6
MARCIAO da COSTA G Right Cl2	BRA	2	1	1	50%	8	4	4	50%	56min	28min				
		Points Won				Points Lost									
		Total	Own Serve:		45	Most Consecutive:		7	Total	Own Serve:		31	Most Consecutive:		5
		75	Opp. Serve:		30	GDO:		1	76	Opp. Serve:		45	GLL:		1



Player Statistics
Estatísticas dos atletas

As of SAT 17 SEP 2016

Players	NPC	Matches				Games				Match Duration	
		Played	Won	Lost	%Won	Played	Won	Lost	%Won	All	Average
MOLLIENS Stephane	FRA	1	1	0	100%	4	3	1	75%	34min	34min
Left		Points Won				Points Lost					
Cl2		Total	Own Serve:	22	Most Consecutive:	5	Total	Own Serve:	16	Most Consecutive:	5
		41	Opp. Serve:	19	GDO:	2	34	Opp. Serve:	18	GLL:	2
RIAPOS Jan	SVK	Matches				Games				Match Duration	
Right		Played	Won	Lost	%Won	Played	Won	Lost	%Won	All	Average
Cl2		2	1	1	50%	9	5	4	56%	1h8min	34min
		Points Won				Points Lost					
		Total	Own Serve:	51	Most Consecutive:	6	Total	Own Serve:	39	Most Consecutive:	4
		92	Opp. Serve:	41	GDO:	3	86	Opp. Serve:	47	GLL:	2
VELLA Giuseppe	ITA	Matches				Games				Match Duration	
Right		Played	Won	Lost	%Won	Played	Won	Lost	%Won	All	Average
Cl2		1	0	1	0%	3	0	3	0%	18min	18min
		Points Won				Points Lost					
		Total	Own Serve:	14	Most Consecutive:	2	Total	Own Serve:	12	Most Consecutive:	6
		19	Opp. Serve:	5	GDO:	0	32	Opp. Serve:	20	GLL:	1

Note:
The "Greatest deficit overcome" only applies when the player ends up winning the game and "Greatest lead lost" only when losing.

Legend:
GDO Greatest deficit overcome **GLL** Greatest lead lost **Opp.** Opponent's



Tournament Statistics

Estatísticas do torneio

As of SAT 17 SEP 2016

Statistics	Quarterfinals	Semifinals	Finals	Total
Team Matches				
Total	2	2	2	6
Game Margin: 2:0	2 100%	1 50%		3 50%
2:1		1 50%	2 100%	3 50%
Invalid Results Mark				
Duration: Total	1h58min	3h18min	4h24min	9h40min
Longest	1h14min	2h17min	2h14min	2h17min
Shortest	44min	1h1min	2h10min	44min
Average	59min	1h39min	2h12min	1h37min
Matches				
Total	4	5	6	15
Game Margin: 3:0	3 75%	2 40%	1 17%	6 40%
3:1	1 25%	1 20%	2 33%	4 27%
3:2		2 40%	3 50%	5 33%
Invalid Results Mark				
Duration: Total	1h44min	2h59min	3h57min	8h40min
Longest	36min	46min	56min	56min
Shortest	18min	27min	26min	18min
Average	26min	36min	40min	35min
Games				
Total	13	20	26	59
Point Margin: 11				
10				
9	1 8%	1 5%		2 3%
8	2 15%	1 5%	3 12%	6 10%
7	1 8%	1 5%	1 4%	3 5%
6	2 15%	1 5%	3 12%	6 10%
5		3 15%	3 12%	6 10%
4	2 15%	3 15%	2 8%	7 12%
3	2 15%	2 10%	5 19%	9 15%
2	3 23%	8 40%	9 35%	20 34%
Invalid Results Mark				
Duration: Total	1h16min	2h28min	3h15min	6h59min
Longest	8min	11min	12min	12min
Shortest	4min	5min	4min	4min
Average	6min	7min	8min	7min
Points				
Total	230	387	481	1098
Per game	17.69	19.35	18.50	18.61
Most consecutive won	7	7	8	8
Greatest deficit overcome	1	6	5	6
Longest rally	11	27	31	31
Average rally	4	5	5	5

Note:

The "Greatest deficit overcome" only applies when the player/pair ends up winning the game.



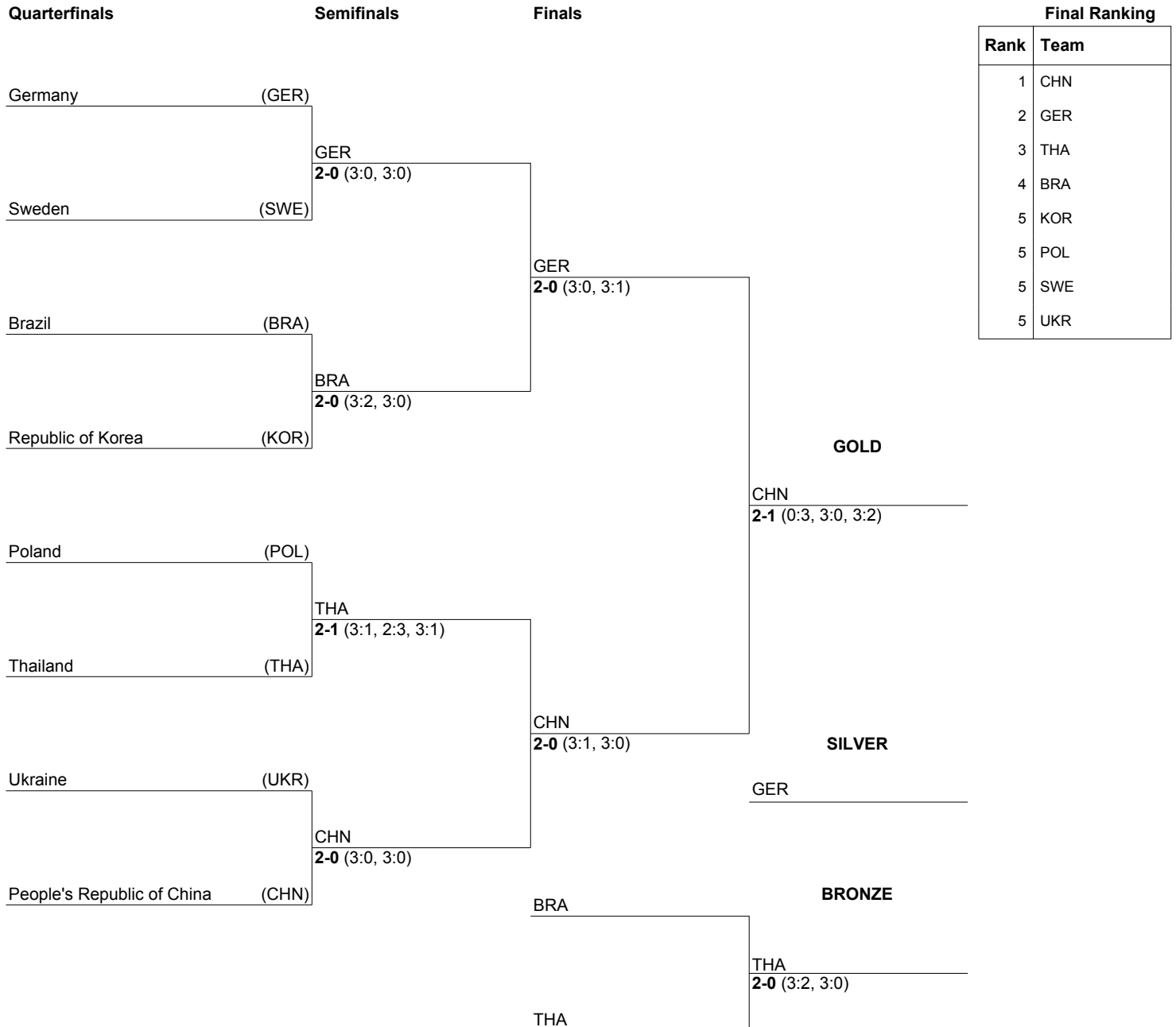
Entry List by Event

As of MON 12 SEP 2016

NPC	Name	Date of Birth
BRA - Brazil	ANDRADE de FREITAS David KNAF Welder	23 MAR 1978 6 APR 1981
CHN - People's Republic of China	FENG Panfeng ZHAI Xiang ZHAO Ping	20 DEC 1989 3 DEC 1992 31 MAR 1965
GER - Germany	BRUCHLE Thomas SCHMIDBERGER Thomas	29 JUL 1976 23 OCT 1991
KOR - Republic of Korea	JEYOUNG Youngill KIM Jeong Seok NAM Kiwon	6 FEB 1958 5 OCT 1974 26 MAY 1966
POL - Poland	CZUPER Rafal NALEPKA Maciej	19 FEB 1988 18 JAN 1977
SWE - Sweden	OEHGREN Alexander SJOQVIST Victor	14 OCT 1988 11 SEP 1977
THA - Thailand	GLINBANCHEUN Yuttajak LAOWONG Anurak	20 DEC 1996 21 JAN 1982
UKR - Ukraine	PETRUNIV Vasyl YEZYK Oleksandr	31 DEC 1973 8 DEC 1972



Draw
Sorteio





Detailed Team Match Results

Resultados detalhados da partida por equipe

Germany (GER) 2 - 0 Sweden (SWE)

Team Match No : 1 Table : 1 Umpires : de PINTO Pietro (ITA) BOUDJEHEM Abdellah (ALG)

Match 1			Match	Game 1	Game 2	Game 3	Game 4	Game 5
	BRUCHLE T / SCHMIDBERGER T	GER	3	11	11	11		
	SJOQVIST V / OEHGREN A	SWE	0	9	9	9		
Duration			22min	6min	6min	6min		

Match 2			Match	Game 1	Game 2	Game 3	Game 4	Game 5
A	BRUCHLE Thomas	GER	3	12	11	11		
X	SJOQVIST Victor	SWE	0	10	7	8		
Duration			21min	7min	5min	6min		

Duration of Team Match	47min
------------------------	--------------

Player Statistics	Germany (GER)				Sweden (SWE)			
	Match			Team Match	Match			Team Match
	1	2	3		1	2	3	
Points won	33	33		66	27	25		52
Biggest lead	3	4		4	2	3		3
Points won on own serve	17	17		34	14	12		26
Points lost on own serve	13	13		26	16	16		32
Most consecutive points won	4	4		4	4	4		4
Greatest deficit overcome	2	3		3	-	-		-

Match/Team Match Statistics	Match			Team Match
	1	2	3	
Longest rally (strokes)	29	18		29
Average rally	7	6		7

Note:
The "Greatest deficit overcome" only applies when the player/pair ends up winning the game.

Legend:
No. Number



Detailed Team Match Results

Resultados detalhados da partida por equipe

Germany (GER) 2 - 0 Sweden (SWE)

Match 1: BRUCHLE Thomas (GER) 3-0 SJOQVIST Victor (SWE)
SCHMIDBERGER Thomas OEHGREN Alexander

Match Summary		Match	Game 1	Game 2	Game 3	Game 4	Game 5
BRUCHLE Thomas / SCHMIDBERGER T	GER	3	11	11	11		
SJOQVIST Victor / OEHGREN A	SWE	0	9	9	9		
	Duration	22min	6min	6min	6min		

Team Match No : 1 Table : 1 Umpires : de PINTO Pietro (ITA) BOUDJEHEM Abdellah (ALG)

Player Statistics	BRUCHLE T / SCHMIDBERGER T (GER)						SJOQVIST V / OEHGREN A (SWE)					
	Game					Match	Game					Match
	1	2	3	4	5		1	2	3	4	5	
Points won	11	11	11			33	9	9	9			27
Biggest lead	2	3	2			3	2	-	2			2
Points won on own serve	6	6	5			17	5	5	4			14
Points lost on own serve	4	4	5			13	5	5	6			16
Most consecutive points won	3	3	4			4	3	3	4			4
Greatest deficit overcome	2	-	2			2	-	-	-			-
Handedness/Grip	Right/ - Right/						Right/ - Right/					

Game/Match Statistics	Game					Match
	1	2	3	4	5	
Longest rally (strokes)	29	24	23			29
Average rally	8	5	7			7

Game Progress

1	BRUCHLE T / SCHMIDBERGER T (GER)	*-0	1	*-1	2	*-3	5	*-6	7	*-9	10	11
	SJOQVIST V / OEHGREN A (SWE)	0	*-1	3	*-4	5	*-5	6	*-7	7	*-8	9
2	BRUCHLE T / SCHMIDBERGER T (GER)	0	*-2	3	*-3	4	*-6	7	*-7	9	*-10	11
	SJOQVIST V / OEHGREN A (SWE)	*-0	0	*-1	3	*-4	4	*-5	7	*-7	8	9
3	BRUCHLE T / SCHMIDBERGER T (GER)	*-0	1	*-2	3	*-4	5	*-7	7	*-7	9	11
	SJOQVIST V / OEHGREN A (SWE)	0	*-1	2	*-3	4	*-5	5	*-7	9	*-9	9

Note:

The "Greatest deficit overcome" only applies when the pair ends up winning the game.

Legend:

*- First player of pair is server *- Second player of pair is server No. Number



Detailed Team Match Results

Resultados detalhados da partida por equipe

Germany (GER) 2 - 0 Sweden (SWE)

Match 2: BRUCHLE Thomas (GER) 3-0 SJOQVIST Victor (SWE)

Match Summary		Match	Game 1	Game 2	Game 3	Game 4	Game 5
BRUCHLE Thomas	GER	3	12	11	11		
SJOQVIST Victor	SWE	0	10	7	8		
Duration		21min	7min	5min	6min		

Team Match No : 1 Table : 1 Umpires : de PINTO Pietro (ITA) BOUDJEHEM Abdellah (ALG)

Player Statistics	BRUCHLE Thomas (GER)						SJOQVIST Victor (SWE)					
	Game					Match	Game					Match
	1	2	3	4	5		1	2	3	4	5	
Points won	12	11	10			33	10	7	8			25
Biggest lead	2	4	4			4	3	-	-			3
Points won on own serve	6	7	4			17	5	4	3			12
Points lost on own serve	5	3	5			13	6	4	6			16
Most consecutive points won	4	3	4			4	4	4	3			4
Greatest deficit overcome	3	-	-			3	-	-	-			-
Handedness/Grip	Right/						Right/					

Game/Match Statistics	Game					Match
	1	2	3	4	5	
Longest rally (strokes)	17	18	15	0		18
Average rally	6	6	6	0		6

Game Progress

1	BRUCHLE Thomas (GER)	0	*1	2	*3	4	*4	5	*7	8	*9	10	*11	12
	SJOQVIST Victor (SWE)	*0	1	*2	3	*4	6	*7	7	*8	9	*10	10	10
2	BRUCHLE Thomas (GER)	*0	2	*3	5	*5	5	*7	8	*9	11			
	SJOQVIST Victor (SWE)	0	*0	1	*1	3	*5	5	*6	7	7			
3	BRUCHLE Thomas (GER)	0	*2	2	*4	6	*6	7	*9	9	*10	11		
	SJOQVIST Victor (SWE)	0	0	*2	2	*2	4	*5	5	*7	8	8		

Note:

The "Greatest deficit overcome" only applies when the player ends up winning the game.

Legend:

* Server

No. Number



Detailed Team Match Results

Resultados detalhados da partida por equipe

Brazil (BRA) 2 - 0 Republic of Korea (KOR)

Team Match No : 2 Table : 3 Umpires : TSE Mei Lan (HKG) LU Hong (CHN)

Match 1		Match	Game 1	Game 2	Game 3	Game 4	Game 5
KNAF W / ANDRADE de FREITAS	BRA	3	11	7	11	8	11
JEYOUNG Y / KIM JS	KOR	2	5	11	9	11	7
Duration		52min	6min	7min	9min	9min	11min

Match 2		Match	Game 1	Game 2	Game 3	Game 4	Game 5
A KNAF Welder	BRA	3	11	12	11		
X JEYOUNG Youngill	KOR	0	9	10	7		
Duration		27min	8min	8min	7min		

Duration of Team Match	1h29min
------------------------	---------

Player Statistics	Brazil (BRA)			Team Match	Republic of Korea (KOR)			Team Match
	Match				Match			
	1	2	3		1	2	3	
Points won	47	34		81	43	26		69
Biggest lead	6	4		6	5	3		5
Points won on own serve	23	18		41	22	15		37
Points lost on own serve	21	11		32	24	16		40
Most consecutive points won	6	5		6	4	4		4
Greatest deficit overcome	1	3		3	1	-		1

Match/Team Match Statistics	Match			Team Match
	1	2	3	
Longest rally (strokes)	49	25		49
Average rally	15	8		12

Note:

The "Greatest deficit overcome" only applies when the player/pair ends up winning the game.

Legend:

No. Number



Detailed Team Match Results

Resultados detalhados da partida por equipe

Brazil (BRA) 2 - 0 Republic of Korea (KOR)

Match 1: **KNAF Welder (BRA)** 3-2 **JEYOUNG Youngill (KOR)**
ANDRADE de FREITAS David KIM Jeong Seok

Match Summary		Match	Game 1	Game 2	Game 3	Game 4	Game 5
KNAF Welder / ANDRADE de FREITAS	BRA	3	11	7	11	8	11
JEYOUNG Youngill / KIM JS	KOR	2	5	11	9	11	7
	Duration	52min	6min	7min	9min	9min	11min

Team Match No : 2 Table : 3 Umpires : TSE Mei Lan (HKG) LU Hong (CHN)

Player Statistics	KNAF W / ANDRADE de FREITAS (BRA)						JEYOUNG Y / KIM JS (KOR)					
	Game					Match	Game					Match
	1	2	3	4	5		1	2	3	4	5	
Points won	11	7	10	8	11	47	5	11	9	11	7	43
Biggest lead	6	1	3	-	5	6	1	4	1	5	-	5
Points won on own serve	5	4	4	4	6	23	2	7	4	6	3	22
Points lost on own serve	3	4	5	5	4	21	6	3	6	4	5	24
Most consecutive points won	6	2	2	2	3	6	2	3	3	4	3	4
Greatest deficit overcome	1	-	1	-	-	1	-	1	-	-	-	1
Handedness/Grip	Right/ - Right/						Right/ - Right/					

Game/Match Statistics	Game					Match
	1	2	3	4	5	
Longest rally (strokes)	20	39	48	42	49	49
Average rally	10	14	14	13	20	15

Game Progress

1	KNAF W / ANDRADE de FREITAS (BRA)	-*0	1	*-2	3	-*4	5	*-7	9	11
	JEYOUNG Y / KIM JS (KOR)	0	-*1	2	*-3	4	-*5	5	*-5	5
2	KNAF W / ANDRADE de FREITAS (BRA)	0	-*1	2	*-3	4	-*4	5	*-6	7
	JEYOUNG Y / KIM JS (KOR)	-*0	1	*-2	3	-*4	6	*-7	8	-*9
3	KNAF W / ANDRADE de FREITAS (BRA)	0	2	-*3	3	*-4	5	-*7	8	*-9
	JEYOUNG Y / KIM JS (KOR)	0	*-0	1	-*3	4	*-5	5	-*6	7
4	KNAF W / ANDRADE de FREITAS (BRA)	0	-*0	0	*-1	2	-*3	5	*-6	7
	JEYOUNG Y / KIM JS (KOR)	-*0	2	*-4	5	-*6	7	*-7	8	-*9
5	KNAF W / ANDRADE de FREITAS (BRA)	*-0	2	-*3	3	*-5	6	-*8	9	*-9
	JEYOUNG Y / KIM JS (KOR)	0	*-0	1	-*3	3	-*4	4	*-5	7

Note:

The "Greatest deficit overcome" only applies when the pair ends up winning the game.

Legend:

- First player of pair is server - Second player of pair is server No. Number



Detailed Team Match Results

Resultados detalhados da partida por equipe

Brazil (BRA) 2 - 0 Republic of Korea (KOR)

Match 2: **KNAF Welder (BRA) 3-0** JEYOUNG Youngill (KOR)

Match Summary		Match	Game 1	Game 2	Game 3	Game 4	Game 5
KNAF Welder	BRA	3	11	12	11		
JEYOUNG Youngill	KOR	0	9	10	7		
	Duration	27min	8min	8min	7min		

Team Match No : 2 Table : 3 Umpires : TSE Mei Lan (HKG) LU Hong (CHN)

Player Statistics	KNAF Welder (BRA)						JEYOUNG Youngill (KOR)					
	Game					Match	Game					Match
	1	2	3	4	5		1	2	3	4	5	
Points won	11	12	11			34	9	10	7			26
Biggest lead	2	2	4			4	3	3	2			3
Points won on own serve	6	6	6			18	4	6	5			15
Points lost on own serve	5	4	2			11	5	6	5			16
Most consecutive points won	5	3	4			5	3	4	2			4
Greatest deficit overcome	3	3	2			3	-	-	-			-
Handedness/Grip	Right/						Right/					

Game/Match Statistics	Game					Match
	1	2	3	4	5	
Longest rally (strokes)	25	16	19			25
Average rally	8	8	8			8

Game Progress

1	KNAF Welder (BRA)	0	*2	2	*3	4	*5	6	*6	7	*9	11		
	JEYOUNG Youngill (KOR)	*0	0	*2	3	*4	5	*6	8	*9	9	9		
2	KNAF Welder (BRA)	0	*1	*2	3	*3	4	*6	7	*8	9	*10	11	12
	JEYOUNG Youngill (KOR)	*0	1	2	*3	5	*6	6	*7	8	*9	10	*10	10
3	KNAF Welder (BRA)	0	*0	2	*3	4	*5	6	*7	9	11			
	JEYOUNG Youngill (KOR)	*0	2	*2	3	*4	5	*6	7	*7	7			

Note:
The "Greatest deficit overcome" only applies when the player ends up winning the game.

Legend:
* Server
No. Number



Detailed Team Match Results

Resultados detalhados da partida por equipe

Poland (POL) 1 - 2 Thailand (THA)

Team Match No : 3 Table : 7 Umpires : MANCINI Marco (BRA) LARROZA Andres (PAR)

Match 1			Match	Game 1	Game 2	Game 3	Game 4	Game 5
	NALEPKA M / CZUPER R	POL	1	6	7	11	9	
	GLINBANCHEUN Y / LAOWONG A	THA	3	11	11	8	11	
Duration			29min	6min	5min	6min	7min	

Match 2			Match	Game 1	Game 2	Game 3	Game 4	Game 5
A	NALEPKA Maciej	POL	3	9	11	11	12	12
X	GLINBANCHEUN Yuttajak	THA	2	11	13	3	10	10
Duration			34min	5min	6min	4min	6min	7min

Match 3			Match	Game 1	Game 2	Game 3	Game 4	Game 5
B	CZUPER Rafal	POL	1	1	6	11	11	
Y	LAOWONG Anurak	THA	3	11	11	9	13	
Duration			28min	4min	5min	7min	9min	

Duration of Team Match	1h39min
------------------------	----------------

Player Statistics	Poland (POL)				Thailand (THA)			
	Match			Team Match	Match			Team Match
	1	2	3		1	2	3	
Points won	33	55	29	117	41	46	44	131
Biggest lead	3	8	3	8	5	4	10	10
Points won on own serve	18	27	14	59	22	24	21	67
Points lost on own serve	19	22	23	64	15	28	15	58
Most consecutive points won	4	7	7	7	5	6	11	11
Greatest deficit overcome	1	4	2	4	2	3	3	3

Match/Team Match Statistics	Match			Team Match
	1	2	3	
Longest rally (strokes)	23	24	19	24
Average rally	6	5	6	6

Note:

The "Greatest deficit overcome" only applies when the player/pair ends up winning the game.

Legend:

No. Number



Detailed Team Match Results

Resultados detalhados da partida por equipe

Poland (POL) 1 - 2 Thailand (THA)

Match 1: NALEPKA Maciej (POL) 1-3 GLINBANCHEUN Yuttajak (THA)
CZUPER Rafal LAOWONG Anurak

Match Summary		Match	Game 1	Game 2	Game 3	Game 4	Game 5
NALEPKA Maciej / CZUPER R	POL	1	6	7	11	9	
GLINBANCHEUN Yuttajak / LAOWONG A	THA	3	11	11	8	11	
Duration		29min	6min	5min	6min	7min	

Team Match No : 3 Table : 7 Umpires : MANCINI Marco (BRA) LARROZA Andres (PAR)

Player Statistics	NALEPKA M / CZUPER R (POL)						GLINBANCHEUN Y / LAOWONG A (THA)					
	Game					Match	Game					Match
	1	2	3	4	5		1	2	3	4	5	
Points won	6	7	11	9		33	11	11	8	11		41
Biggest lead	-	2	3	-		3	5	4	1	4		5
Points won on own serve	2	4	6	6		18	5	5	5	7		22
Points lost on own serve	6	6	3	4		19	4	3	5	3		15
Most consecutive points won	3	2	4	4		4	4	5	4	4		5
Greatest deficit overcome	-	-	1	-		1	-	2	-	-		2
Handedness/Grip	Right/ - Right/						Right/ - Right/					

Game/Match Statistics	Game					Match
	1	2	3	4	5	
Longest rally (strokes)	23	11	18	14		23
Average rally	7	5	7	6		6

Game Progress

1	NALEPKA M / CZUPER R (POL)	0	*-0	0	*-2	3	*-4	4	*-5	6	6	
	GLINBANCHEUN Y / LAOWONG A (THA)	*-0	2	*-4	4	*-5	6	*-8	9	*-10	11	
2	NALEPKA M / CZUPER R (POL)	*-0	2	*-3	3	*-4	5	*-6	6	*-6	7	
	GLINBANCHEUN Y / LAOWONG A (THA)	0	*-0	1	*-3	4	*-5	6	*-8	10	11	
3	NALEPKA M / CZUPER R (POL)	0	*-2	3	*-4	5	*-5	6	*-7	9	*-10	11
	GLINBANCHEUN Y / LAOWONG A (THA)	*-0	0	*-1	2	*-3	5	*-6	7	*-7	8	8
4	NALEPKA M / CZUPER R (POL)	*-0	1	*-1	3	*-3	3	*-5	7	*-7	8	9
	GLINBANCHEUN Y / LAOWONG A (THA)	0	*-1	3	*-3	5	*-7	7	*-7	9	*-10	11

Note:

The "Greatest deficit overcome" only applies when the pair ends up winning the game.

Legend:

*- First player of pair is server *- Second player of pair is server No. Number



Detailed Team Match Results

Resultados detalhados da partida por equipe

Poland (POL) **1 - 2** Thailand (THA)

Match 2: **NALEPKA Maciej (POL)** **3-2** **GLINBANCHEUN Yuttajak (THA)**

Match Summary		Match	Game 1	Game 2	Game 3	Game 4	Game 5
NALEPKA Maciej	POL	3	9	11	11	12	12
GLINBANCHEUN Yuttajak	THA	2	11	13	3	10	10
	Duration	34min	5min	6min	4min	6min	7min

Team Match No : 3 Table : 7 Umpires : MANCINI Marco (BRA) LARROZA Andres (PAR)

Player Statistics	NALEPKA Maciej (POL)						GLINBANCHEUN Yuttajak (THA)					
	Game					Match	Game					Match
	1	2	3	4	5		1	2	3	4	5	
Points won	9	11	11	12	12	55	11	13	3	9	10	46
Biggest lead	1	3	8	2	2	8	2	3	-	4	3	4
Points won on own serve	4	5	6	6	6	27	5	6	3	5	5	24
Points lost on own serve	6	7	0	4	5	22	5	6	5	6	6	28
Most consecutive points won	2	5	7	5	4	7	3	6	1	3	3	6
Greatest deficit overcome	-	-	-	4	3	4	1	3	-	-	-	3
Handedness/Grip	Right/						Right/					

Game/Match Statistics	Game					Match
	1	2	3	4	5	
Longest rally (strokes)	12	10	24	17	20	24
Average rally	4	4	6	5	6	5

Game Progress

1	NALEPKA Maciej (POL)	0	*1	2	*3	4	*5	6	*7	8	*9	9				
	GLINBANCHEUN Yuttajak (THA)	*0	1	*2	3	*4	5	*6	7	*8	9	11				
2	NALEPKA Maciej (POL)	*0	2	*3	4	*4	4	*5	7	*9	9	*10	10	*11	11	11
	GLINBANCHEUN Yuttajak (THA)	0	*0	1	*2	4	*6	7	*7	7	*9	10	*11	11	*12	13
3	NALEPKA Maciej (POL)	0	*1	3	*4	6	*8	10	11							
	GLINBANCHEUN Yuttajak (THA)	*0	1	*1	2	*2	2	*2	3							
4	NALEPKA Maciej (POL)	0	0	*1	2	*3	4	*4	6	*7	8	*10	11	12		
	GLINBANCHEUN Yuttajak (THA)	0	*2	3	*4	5	*6	8	*8	9	*10	10	*10	10		
5	NALEPKA Maciej (POL)	0	*0	1	*2	3	*5	6	*7	8	*9	10	*11	12		
	GLINBANCHEUN Yuttajak (THA)	*0	2	*3	4	*5	5	*6	7	*8	9	*10	10	10		

Note:

The "Greatest deficit overcome" only applies when the player ends up winning the game.

Legend:

* Server **No.** Number



Detailed Team Match Results

Resultados detalhados da partida por equipe

Poland (POL) 1 - 2 Thailand (THA)

Match 3: CZUPER Rafal (POL) 1-3 LAOWONG Anurak (THA)

Match Summary		Match	Game 1	Game 2	Game 3	Game 4	Game 5
CZUPER Rafal	POL	1	1	6	11	11	
LAOWONG Anurak	THA	3	11	11	9	13	
Duration		28min	4min	5min	7min	9min	

Team Match No : 3 Table : 7 Umpires : MANCINI Marco (BRA) LARROZA Andres (PAR)

Player Statistics	CZUPER Rafal (POL)						Match	LAOWONG Anurak (THA)						Match
	Game					Match		Game					Match	
	1	2	3	4	5			1	2	3	4	5		
Points won	1	6	11	11			29	11	11	9	13			44
Biggest lead	1	-	2	3			3	10	5	2	4			10
Points won on own serve	0	3	5	6			14	5	5	4	7			21
Points lost on own serve	6	6	5	6			23	1	3	6	5			15
Most consecutive points won	1	2	4	7			7	11	4	4	5			11
Greatest deficit overcome	-	-	2	-			2	1	-	-	3			3
Handedness/Grip	Right/							Right/						

Game/Match Statistics	Game					Match
	1	2	3	4	5	
Longest rally (strokes)	19	11	12	19		19
Average rally	7	5	5	7		6

Game Progress

1	CZUPER Rafal (POL)	0	*1	1	*1	1	*1	1								
	LAOWONG Anurak (THA)	*0	1	*3	5	*7	9	11								
2	CZUPER Rafal (POL)	*0	0	*2	3	*3	4	*5	6	*6	6					
	LAOWONG Anurak (THA)	0	*2	2	*3	5	*6	7	*8	10	11					
3	CZUPER Rafal (POL)	0	*1	2	*3	4	*6	7	*7	7	*9	11				
	LAOWONG Anurak (THA)	*0	1	*2	3	*4	4	*5	7	*9	9	9				
4	CZUPER Rafal (POL)	*0	1	*1	1	*2	4	*6	8	*9	10	*10	10	*11	11	11
	LAOWONG Anurak (THA)	0	*1	3	*5	6	*6	6	*6	7	*8	10	*11	11	*12	13

Note:
The "Greatest deficit overcome" only applies when the player ends up winning the game.

Legend:
* Server
No. Number



Detailed Team Match Results

Resultados detalhados da partida por equipe

People's Republic of China (CHN) 2 - 0 Ukraine (UKR)

Team Match No : 4 Table : 3 Umpires : BAUR Helton Luis (BRA) MEIER Michael (USA)

Match 1			Match	Game 1	Game 2	Game 3	Game 4	Game 5
	FENG P / ZHAO P	CHN	3	11	11	11		
	YEZYK O / PETRUNIV V	UKR	0	5	6	6		
Duration			21min	5min	6min	6min		

Match 2			Match	Game 1	Game 2	Game 3	Game 4	Game 5
A	FENG Panfeng	CHN	3	11	11	11		
X	YEZYK Oleksandr	UKR	0	4	4	2		
Duration			14min	4min	4min	4min		

Duration of Team Match	38min
------------------------	-------

Player Statistics	People's Republic of China (CHN)				Ukraine (UKR)			
	Match			Team Match	Match			Team Match
	1	2	3		1	2	3	
Points won	33	33		66	17	10		27
Biggest lead	6	9		9	-	1		1
Points won on own serve	16	17		33	8	6		14
Points lost on own serve	9	4		13	17	16		33
Most consecutive points won	6	6		6	3	2		3
Greatest deficit overcome	-	1		1	-	-		-

Match/Team Match Statistics	Match			Team Match
	1	2	3	
Longest rally (strokes)	21	13		21
Average rally	7	5		6

Note:
The "Greatest deficit overcome" only applies when the player/pair ends up winning the game.

Legend:
No. Number



Detailed Team Match Results

Resultados detalhados da partida por equipe

People's Republic of China (CHN) **2 - 0** Ukraine (UKR)

Match 1: **FENG Panfeng (CHN)** **3-0** **YEZYK Oleksandr (UKR)**
ZHAO Ping **PETRUNIV VasyI**

Match Summary		Match	Game 1	Game 2	Game 3	Game 4	Game 5
FENG Panfeng / ZHAO P	CHN	3	11	11	11		
YEZYK Oleksandr / PETRUNIV V	UKR	0	5	6	6		
	Duration	21min	5min	6min	6min		

Team Match No : 4 Table : 3 Umpires : BAUR Helton Luis (BRA) MEIER Michael (USA)

Player Statistics	FENG P / ZHAO P (CHN)						YEZYK O / PETRUNIV V (UKR)					
	Game					Match	Game					Match
	1	2	3	4	5		1	2	3	4	5	
Points won	11	11	11			33	5	6	6			17
Biggest lead	6	5	6			6	-	-	-			-
Points won on own serve	5	5	6			16	2	3	3			8
Points lost on own serve	3	3	3			9	6	6	5			17
Most consecutive points won	6	3	4			6	3	2	2			3
Greatest deficit overcome	-	-	-			-	-	-	-			-
Handedness/Grip	Right/ - Right/						Right/ - Right/					

Game/Match Statistics	Game					Match
	1	2	3	4	5	
Longest rally (strokes)	18	21	18			21
Average rally	7	6	8			7

Game Progress

1	FENG P / ZHAO P (CHN)	-*0	2	*-4	6	-*7	7	*-8	9	11
	YEZYK O / PETRUNIV V (UKR)	0	*-0	0	-*0	1	*-3	4	-*5	5
2	FENG P / ZHAO P (CHN)	0	-*2	3	*-4	6	-*7	8	*-9	11
	YEZYK O / PETRUNIV V (UKR)	*-0	0	-*1	2	*-2	3	-*4	5	*-6
3	FENG P / ZHAO P (CHN)	-*0	1	*-3	4	-*5	7	*-9	10	-*10
	YEZYK O / PETRUNIV V (UKR)	0	*-1	1	-*2	3	*-3	3	-*4	6

Note:

The "Greatest deficit overcome" only applies when the pair ends up winning the game.

Legend:

- First player of pair is server - Second player of pair is server No. Number



Detailed Team Match Results

Resultados detalhados da partida por equipe

People's Republic of China (CHN) 2 - 0 Ukraine (UKR)

Match 2: FENG Panfeng (CHN) 3-0 YEZYK Oleksandr (UKR)

Match Summary		Match	Game 1	Game 2	Game 3	Game 4	Game 5
FENG Panfeng	CHN	3	11	11	11		
YEZYK Oleksandr	UKR	0	4	4	2		
	Duration	14min	4min	4min	4min		

Team Match No : 4 Table : 3 Umpires : BAUR Helton Luis (BRA) MEIER Michael (USA)

Player Statistics	FENG Panfeng (CHN)						YEZYK Oleksandr (UKR)					
	Game					Match	Game					Match
	1	2	3	4	5		1	2	3	4	5	
Points won	11	11	11			33	4	4	2			10
Biggest lead	7	7	9			9	1	-	-			1
Points won on own serve	6	6	5			17	3	2	1			6
Points lost on own serve	1	2	1			4	5	5	6			16
Most consecutive points won	5	6	5			6	2	2	1			2
Greatest deficit overcome	1	-	-			1	-	-	-			-
Handedness/Grip	Right/						Right/					

Game/Match Statistics	Game					Match
	1	2	3	4	5	
Longest rally (strokes)	8	13	10			13
Average rally	4	5	5			5

Game Progress

1	FENG Panfeng (CHN)	0	*1	2	*3	5	*6	8	*10	11
	YEZYK Oleksandr (UKR)	*0	1	*2	3	*3	4	*4	4	4
2	FENG Panfeng (CHN)	*0	2	*3	4	*5	6	*8	10	11
	YEZYK Oleksandr (UKR)	0	*0	1	*2	3	*4	4	*4	4
3	FENG Panfeng (CHN)	0	*2	3	*5	7	*8	10	11	
	YEZYK Oleksandr (UKR)	*0	0	*1	1	*1	2	*2	2	

Note:

The "Greatest deficit overcome" only applies when the player ends up winning the game.

Legend:

* Server

No. Number



Detailed Team Match Results

Resultados detalhados da partida por equipe

Brazil (BRA) 0 - 2 Germany (GER)

Team Match No : 5 Table : 1 Umpires : BOGREN Ingrid (SWE) LARROZA Andres (PAR)

Match 1		Match	Game 1	Game 2	Game 3	Game 4	Game 5
	KNAF W / ANDRADE de FREITAS	BRA	0	9	6	8	
	BRUCHLE T / SCHMIDBERGER T	GER	3	11	11	11	
Duration		23min	7min	6min	7min		

Match 2		Match	Game 1	Game 2	Game 3	Game 4	Game 5
A	KNAF Welder	BRA	1	11	6	6	3
X	BRUCHLE Thomas	GER	3	6	11	11	11
Duration		24min	5min	5min	6min	5min	

Duration of Team Match	51min
------------------------	-------

Player Statistics	Brazil (BRA)			Team Match	Germany (GER)			Team Match
	Match				Match			
	1	2	3		1	2	3	
Points won	23	25		48	32	39		71
Biggest lead	2	5		5	6	8		8
Points won on own serve	11	9		20	15	17		32
Points lost on own serve	17	22		39	12	16		28
Most consecutive points won	5	7		7	5	8		8
Greatest deficit overcome	-	3		3	2	2		2

Match/Team Match Statistics	Match			Team Match
	1	2	3	
Longest rally (strokes)	45	22		45
Average rally	10	7		8

Note:

The "Greatest deficit overcome" only applies when the player/pair ends up winning the game.

Legend:

No. Number



Detailed Team Match Results

Resultados detalhados da partida por equipe

Brazil (BRA) **0 - 2** Germany (GER)

Match 1: KNAF Welder (BRA) **0-3** BRUCHLE Thomas (GER)
ANDRADE de FREITAS David SCHMIDBERGER Thomas

Match Summary		Match	Game 1	Game 2	Game 3	Game 4	Game 5
KNAF Welder / ANDRADE de FREITAS	BRA	0	9	6	8		
BRUCHLE Thomas / SCHMIDBERGER T	GER	3	11	11	11		
Duration		23min	7min	6min	7min		

Team Match No : 5 Table : 1 Umpires : BOGREN Ingrid (SWE) LARROZA Andres (PAR)

Player Statistics	KNAF W / ANDRADE de FREITAS (BRA)						BRUCHLE T / SCHMIDBERGER T (GER)					
	Game					Match	Game					Match
	1	2	3	4	5		1	2	3	4	5	
Points won	9	6	8			23	11	11	10			32
Biggest lead	1	1	2			2	6	5	5			6
Points won on own serve	4	3	4			11	5	5	5			15
Points lost on own serve	6	6	5			17	5	3	4			12
Most consecutive points won	5	3	3			5	4	4	5			5
Greatest deficit overcome	-	-	-			-	1	1	2			2
Handedness/Grip	Right/ - Right/						Right/ - Right/					

Game/Match Statistics	Game					Match
	1	2	3	4	5	
Longest rally (strokes)	26	30	45			45
Average rally	9	11	11			10

Game Progress

1	KNAF W / ANDRADE de FREITAS (BRA)	0	*-1	2	*-3	3	*-4	4	*-4	6	*-8	9
	BRUCHLE T / SCHMIDBERGER T (GER)	*-0	1	*-2	3	*-5	6	*-8	10	*-10	10	11
2	KNAF W / ANDRADE de FREITAS (BRA)	*-0	1	*-2	2	*-3	3	*-4	6	*-6	6	
	BRUCHLE T / SCHMIDBERGER T (GER)	0	*-1	2	*-4	5	*-7	8	*-8	10	11	
3	KNAF W / ANDRADE de FREITAS (BRA)	0	*-1	3	*-4	4	*-4	5	*-5	6	*-8	8
	BRUCHLE T / SCHMIDBERGER T (GER)	0	1	*-1	2	*-4	6	*-7	9	*-10	10	11

Note:

The "Greatest deficit overcome" only applies when the pair ends up winning the game.

Legend:

*- First player of pair is server *- Second player of pair is server No. Number



Detailed Team Match Results

Resultados detalhados da partida por equipe

Brazil (BRA) 0 - 2 Germany (GER)

Match 2: KNAF Welder (BRA) 1-3 BRUCHLE Thomas (GER)

Match Summary		Match	Game 1	Game 2	Game 3	Game 4	Game 5
KNAF Welder	BRA	1	11	6	6	3	
BRUCHLE Thomas	GER	3	6	11	11	11	
Duration		24min	5min	5min	6min	5min	

Team Match No : 5 Table : 1 Umpires : BOGREN Ingrid (SWE) LARROZA Andres (PAR)

Player Statistics	KNAF Welder (BRA)						BRUCHLE Thomas (GER)					
	Game					Match	Game					Match
	1	2	3	4	5		1	2	3	4	5	
Points won	11	6	5	3		25	6	11	11	11		39
Biggest lead	5	2	1	-		5	3	5	6	8		8
Points won on own serve	5	3	0	1		9	2	6	3	6		17
Points lost on own serve	4	5	8	5		22	6	3	5	2		16
Most consecutive points won	7	4	2	2		7	3	5	7	8		8
Greatest deficit overcome	3	-	-	-		3	-	2	1	-		2
Handedness/Grip	Right/						Right/					

Game/Match Statistics	Game					Match
	1	2	3	4	5	
Longest rally (strokes)	20	13	22	10		22
Average rally	7	7	8	6		7

Game Progress

1	KNAF Welder (BRA)	*0	1	*1	2	*4	6	*8	8	*10	11
	BRUCHLE Thomas (GER)	0	*1	3	*4	4	*4	4	*6	6	6
2	KNAF Welder (BRA)	0	*0	2	*4	4	*5	6	*6	6	6
	BRUCHLE Thomas (GER)	*0	2	*2	2	*4	5	*6	8	*10	11
3	KNAF Welder (BRA)	0	1	*2	2	*2	2	*4	4	*6	6
	BRUCHLE Thomas (GER)	0	*1	2	*4	6	*8	8	*10	10	11
4	KNAF Welder (BRA)	0	*0	0	*0	0	*2	3	3		3
	BRUCHLE Thomas (GER)	*0	2	*4	6	*8	8	*9	11		11

Note:

The "Greatest deficit overcome" only applies when the player ends up winning the game.

Legend:

* Server No. Number



Detailed Team Match Results

Resultados detalhados da partida por equipe

Thailand (THA) 0 - 2 People's Republic of China (CHN)

Team Match No : 6 Table : 3 Umpires : BOTH Flavio (BRA) MONTES Marlos (BRA)

Match 1		Match	Game 1	Game 2	Game 3	Game 4	Game 5
	LAOWONG A / GLINBANCHEUN Y	THA	1	11	8	9	7
	FENG P / ZHAO P	CHN	3	6	11	11	11
Duration		32min	6min	7min	7min	7min	

Match 2		Match	Game 1	Game 2	Game 3	Game 4	Game 5
A	LAOWONG Anurak	THA	0	8	6	8	
X	FENG Panfeng	CHN	3	11	11	11	
Duration		20min	6min	5min	7min		

Duration of Team Match	55min
------------------------	-------

Player Statistics	Thailand (THA)			Team Match	People's Republic of China (CHN)			Team Match
	Match				Match			
	1	2	3		1	2	3	
Points won	35	22		57	38	33		71
Biggest lead	5	3		5	4	5		5
Points won on own serve	18	8		26	18	14		32
Points lost on own serve	20	19		39	17	14		31
Most consecutive points won	5	4		5	4	3		4
Greatest deficit overcome	1	-		1	4	3		4

Match/Team Match Statistics	Match			Team Match
	1	2	3	
Longest rally (strokes)	32	28		32
Average rally	9	8		9

Note:

The "Greatest deficit overcome" only applies when the player/pair ends up winning the game.

Legend:

No. Number



Detailed Team Match Results

Resultados detalhados da partida por equipe

Thailand (THA) **0 - 2** People's Republic of China (CHN)

Match 1: LAOWONG Anurak (THA) **1-3** FENG Panfeng (CHN)
GLINBANCHEUN Yuttajak ZHAO Ping

Match Summary		Match	Game 1	Game 2	Game 3	Game 4	Game 5
LAOWONG Anurak / GLINBANCHEUN Y	THA	1	11	8	9	7	
FENG Panfeng / ZHAO P	CHN	3	6	11	11	11	
Duration		32min	6min	7min	7min	7min	

Team Match No : 6 Table : 3 Umpires : BOTH Flavio (BRA) MONTES Marlos (BRA)

Player Statistics	LAOWONG A / GLINBANCHEUN Y (THA)						FENG P / ZHAO P (CHN)					
	Game					Match	Game					Match
	1	2	3	4	5		1	2	3	4	5	
Points won	11	8	9	7		35	6	11	10	11		38
Biggest lead	5	4	1	1		5	1	3	4	4		4
Points won on own serve	6	6	3	3		18	4	7	3	4		18
Points lost on own serve	2	4	7	7		20	5	2	6	4		17
Most consecutive points won	5	4	2	3		5	3	3	3	4		4
Greatest deficit overcome	1	-	-	-		1	-	4	1	1		4
Handedness/Grip	Right/ - Right/						Right/ - Right/					

Game/Match Statistics	Game					Match
	1	2	3	4	5	
Longest rally (strokes)	32	24	27	28		32
Average rally	9	10	8	10		9

Game Progress

1	LAOWONG A / GLINBANCHEUN Y (THA)	0	*1	2	*3	5	*7	8	*8	10	11	
	FENG P / ZHAO P (CHN)	*0	1	*2	3	*3	3	*4	6	*6	6	
2	LAOWONG A / GLINBANCHEUN Y (THA)	*0	1	*3	5	*5	6	*6	7	*7	8	8
	FENG P / ZHAO P (CHN)	0	*1	1	*1	3	*4	6	*7	9	*10	11
3	LAOWONG A / GLINBANCHEUN Y (THA)	0	*1	2	*3	3	*4	4	*6	7	*8	9
	FENG P / ZHAO P (CHN)	0	1	*2	3	*5	6	*8	8	*9	10	11
4	LAOWONG A / GLINBANCHEUN Y (THA)	*0	1	*1	2	*3	4	*6	6	*7	7	
	FENG P / ZHAO P (CHN)	0	*1	3	*4	5	*6	6	*8	9	11	

Note:

The "Greatest deficit overcome" only applies when the pair ends up winning the game.

Legend:

*- First player of pair is server *- Second player of pair is server No. Number



Detailed Team Match Results

Resultados detalhados da partida por equipe

Thailand (THA) 0 - 2 People's Republic of China (CHN)

Match 2: LAOWONG Anurak (THA) 0-3 FENG Panfeng (CHN)

Match Summary		Match	Game 1	Game 2	Game 3	Game 4	Game 5
LAOWONG Anurak	THA	0	8	6	8		
FENG Panfeng	CHN	3	11	11	11		
	Duration	20min	6min	5min	7min		

Team Match No : 6 Table : 3 Umpires : BOTH Flavio (BRA) MONTES Marlos (BRA)

Player Statistics	LAOWONG Anurak (THA)						FENG Panfeng (CHN)					
	Game					Match	Game					Match
	1	2	3	4	5		1	2	3	4	5	
Points won	8	6	8			22	11	11	11			33
Biggest lead	1	-	3			3	4	5	3			5
Points won on own serve	1	3	4			8	3	5	6			14
Points lost on own serve	8	6	5			19	7	3	4			14
Most consecutive points won	3	2	4			4	3	3	3			3
Greatest deficit overcome	-	-	-			-	1	-	3			3
Handedness/Grip	Right/						Right/					

Game/Match Statistics	Game					Match
	1	2	3	4	5	
Longest rally (strokes)	17	24	28			28
Average rally	7	8	9			8

Game Progress

1	LAOWONG Anurak (THA)	0	*1	1	*2	2	*4	5	*7	7	*8	8
	FENG Panfeng (CHN)	*0	1	*3	4	*6	6	*7	7	*9	10	11
2	LAOWONG Anurak (THA)	*0	0	*1	1	*2	3	*4	6	*6	6	
	FENG Panfeng (CHN)	0	*2	3	*5	6	*7	8	*8	10	11	
3	LAOWONG Anurak (THA)	0	*1	2	*4	5	*5	6	*7	8	*8	8
	FENG Panfeng (CHN)	*0	1	*2	2	*3	5	*6	7	*8	10	11

Note:
The "Greatest deficit overcome" only applies when the player ends up winning the game.

Legend:
* Server
No. Number



Detailed Team Match Results

Resultados detalhados da partida por equipe

Brazil (BRA) 0 - 2 Thailand (THA)

Team Match No : 7 Table : 3 Umpires : DUBEY Atul (IND) HOPKINS Alan Leslie (AUS)

Match 1			Match	Game 1	Game 2	Game 3	Game 4	Game 5
	KNAF W / ANDRADE de FREITAS	BRA	2	11	5	3	11	9
	GLINBANCHEUN Y / LAOWONG A	THA	3	5	11	11	7	11
Duration			43min	6min	6min	5min	9min	10min

Match 2			Match	Game 1	Game 2	Game 3	Game 4	Game 5
A	KNAF Welder	BRA	0	2	2	7		
X	GLINBANCHEUN Yuttajak	THA	3	11	11	11		
Duration			15min	3min	4min	5min		

Duration of Team Match	1h3min
------------------------	--------

Player Statistics	Brazil (BRA)			Team Match	Thailand (THA)			Team Match
	Match				Match			
	1	2	3		1	2	3	
Points won	39	11		50	44	33		77
Biggest lead	6	-		6	8	9		9
Points won on own serve	17	9		26	20	19		39
Points lost on own serve	24	14		38	22	2		24
Most consecutive points won	4	2		4	4	6		6
Greatest deficit overcome	1	-		1	1	-		1

Match/Team Match Statistics	Match			Team Match
	1	2	3	
Longest rally (strokes)	87	20		87
Average rally	12	6		10

Note:
The "Greatest deficit overcome" only applies when the player/pair ends up winning the game.

Legend:
No. Number



Detailed Team Match Results

Resultados detalhados da partida por equipe

Brazil (BRA) **0 - 2** Thailand (THA)

Match 1: KNAF Welder (BRA) **2-3** GLINBANCHEUN Yuttajak (THA)
ANDRADE de FREITAS David LAOWONG Anurak

Match Summary		Match	Game 1	Game 2	Game 3	Game 4	Game 5
KNAF Welder / ANDRADE de FREITAS	BRA	2	11	5	3	11	9
GLINBANCHEUN Yuttajak / LAOWONG A	THA	3	5	11	11	7	11
Duration		43min	6min	6min	5min	9min	10min

Team Match No : 7 Table : 3 Umpires : DUBEY Atul (IND) HOPKINS Alan Leslie (AUS)

Player Statistics	KNAF W / ANDRADE de FREITAS (BRA)						GLINBANCHEUN Y / LAOWONG A (THA)					
	Game					Match	Game					Match
	1	2	3	4	5		1	2	3	4	5	
Points won	11	5	3	11	9	39	5	11	11	7	10	44
Biggest lead	6	-	1	4	1	6	1	6	8	1	2	8
Points won on own serve	6	4	2	3	2	17	3	7	5	2	3	20
Points lost on own serve	2	4	6	5	7	24	5	1	1	8	7	22
Most consecutive points won	4	2	1	3	2	4	1	4	4	2	3	4
Greatest deficit overcome	1	-	-	1	-	1	-	-	1	-	1	1
Handedness/Grip	Right/ - Right/						Right/ - Right/					

Game/Match Statistics	Game					Match
	1	2	3	4	5	
Longest rally (strokes)	44	24	16	87	24	87
Average rally	13	10	7	18	12	12

Game Progress

1	KNAF W / ANDRADE de FREITAS (BRA)	-*0	1	*-2	4	-*5	6	*-8	10	11		
	GLINBANCHEUN Y / LAOWONG A (THA)	0	*-1	2	-*2	3	*-4	4	-*4	5		
2	KNAF W / ANDRADE de FREITAS (BRA)	0	-*0	1	*-1	3	-*3	3	*-4	5		
	GLINBANCHEUN Y / LAOWONG A (THA)	*-0	2	-*3	5	*-5	7	-*9	10	11		
3	KNAF W / ANDRADE de FREITAS (BRA)	-*0	1	*-1	2	-*2	2	*-3	3			
	GLINBANCHEUN Y / LAOWONG A (THA)	0	*-1	3	-*4	6	*-8	9	11			
4	KNAF W / ANDRADE de FREITAS (BRA)	0	-*1	2	*-4	4	-*6	7	*-8	9	11	
	GLINBANCHEUN Y / LAOWONG A (THA)	*-0	1	-*2	2	*-4	4	-*5	6	*-7	7	
5	KNAF W / ANDRADE de FREITAS (BRA)	0	0	*-2	3	-*4	4	*-5	6	*-8	8	9
	GLINBANCHEUN Y / LAOWONG A (THA)	0	*-2	2	-*3	4	*-6	7	-*8	8	*-10	11

Note:

The "Greatest deficit overcome" only applies when the pair ends up winning the game.

Legend:

- First player of pair is server - Second player of pair is server No. Number



Detailed Team Match Results

Resultados detalhados da partida por equipe

Brazil (BRA) 0 - 2 Thailand (THA)

Match 2: KNAF Welder (BRA) 0-3 GLINBANCHEUN Yuttajak (THA)

Match Summary		Match	Game 1	Game 2	Game 3	Game 4	Game 5
KNAF Welder	BRA	0	2	2	7		
GLINBANCHEUN Yuttajak	THA	3	11	11	11		
Duration		15min	3min	4min	5min		

Team Match No : 7 Table : 3 Umpires : DUBEY Atul (IND) HOPKINS Alan Leslie (AUS)

Player Statistics	KNAF Welder (BRA)						GLINBANCHEUN Yuttajak (THA)					
	Game					Match	Game					Match
	1	2	3	4	5		1	2	3	4	5	
Points won	2	2	7			11	11	11	11			33
Biggest lead	-	-	-			-	9	9	4			9
Points won on own serve	2	2	5			9	6	7	6			19
Points lost on own serve	5	4	5			14	0	0	2			2
Most consecutive points won	1	1	2			2	4	6	2			6
Greatest deficit overcome	-	-	-			-	-	-	-			-
Handedness/Grip	Right/						Right/					

Game/Match Statistics	Game					Match
	1	2	3	4	5	
Longest rally (strokes)	14	10	20			20
Average rally	6	6	7			6

Game Progress

1	KNAF Welder (BRA)	*0	0	*0	1	*1	2	*2	2		
	GLINBANCHEUN Yuttajak (THA)	0	*2	4	*5	7	*8	10	11		
2	KNAF Welder (BRA)	0	*0	1	*1	1	*1	2	2		
	GLINBANCHEUN Yuttajak (THA)	*0	2	*3	5	*7	9	*10	11		
3	KNAF Welder (BRA)	*0	0	*1	3	*3	5	*5	6	*7	7
	GLINBANCHEUN Yuttajak (THA)	0	*2	3	*3	5	*5	7	*8	9	11

Note:

The "Greatest deficit overcome" only applies when the player ends up winning the game.

Legend:

* Server No. Number



Detailed Team Match Results

Resultados detalhados da partida por equipe

People's Republic of China (CHN) 2 - 1 Germany (GER)

Team Match No : 8 Table : 1 Umpires : DEMARIO Leonor (BRA) MONTES Marlos (BRA)

Match 1			Match	Game 1	Game 2	Game 3	Game 4	Game 5
	FENG P / ZHAO P	CHN	0	9	8	6		
	SCHMIDBERGER T / BRUCHLE T	GER	3	11	11	11		
Duration			22min	7min	6min	6min		

Match 2			Match	Game 1	Game 2	Game 3	Game 4	Game 5
A	FENG Panfeng	CHN	3	11	11	11		
X	SCHMIDBERGER Thomas	GER	0	5	9	4		
Duration			20min	5min	7min	5min		

Match 3			Match	Game 1	Game 2	Game 3	Game 4	Game 5
B	ZHAI Xiang	CHN	3	9	6	11	11	11
Y	BRUCHLE Thomas	GER	2	11	11	6	9	5
Duration			35min	7min	5min	5min	7min	6min

Duration of Team Match	1h27min
------------------------	----------------

Player Statistics	People's Republic of China (CHN)				Germany (GER)			
	Match			Team Match	Match			Team Match
	1	2	3		1	2	3	
Points won	23	32	48	103	33	18	41	92
Biggest lead	1	7	6	7	5	1	5	5
Points won on own serve	13	18	26	57	18	11	23	52
Points lost on own serve	15	7	18	40	10	14	22	46
Most consecutive points won	3	6	5	6	5	3	4	5
Greatest deficit overcome	-	1	4	4	1	-	3	3

Match/Team Match Statistics	Match			Team Match
	1	2	3	
Longest rally (strokes)	27	29	39	39
Average rally	9	6	8	8

Note:

The "Greatest deficit overcome" only applies when the player/pair ends up winning the game.

Legend:

No. Number



Detailed Team Match Results

Resultados detalhados da partida por equipe

People's Republic of China (CHN) 2 - 1 Germany (GER)

Match 1: FENG Panfeng (CHN) 0-3 SCHMIDBERGER Thomas (GER)
ZHAO Ping BRUCHLE Thomas

Match Summary		Match	Game 1	Game 2	Game 3	Game 4	Game 5
FENG Panfeng / ZHAO P	CHN	0	9	8	6		
SCHMIDBERGER Thomas / BRUCHLE T	GER	3	11	11	11		
	Duration	22min	7min	6min	6min		

Team Match No : 8 Table : 1 Umpires : DEMARIO Leonor (BRA) MONTES Marlos (BRA)

Player Statistics	FENG P / ZHAO P (CHN)						SCHMIDBERGER T / BRUCHLE T (GER)					
	Game					Match	Game					Match
	1	2	3	4	5		1	2	3	4	5	
Points won	9	8	6			23	11	11	11			33
Biggest lead	-	1	-			1	5	4	5			5
Points won on own serve	6	4	3			13	7	5	6			18
Points lost on own serve	4	6	5			15	3	4	3			10
Most consecutive points won	3	3	3			3	4	4	5			5
Greatest deficit overcome	-	-	-			-	-	1	-			1
Handedness/Grip	Right/ - Right/						Right/ - Right/					

Game/Match Statistics	Game					Match
	1	2	3	4	5	
Longest rally (strokes)	18	18	27			27
Average rally	8	9	11			9

Game Progress

1	FENG P / ZHAO P (CHN)	0	*0	1	*2	2	*3	5	*5	7	*8	9
	SCHMIDBERGER T / BRUCHLE T (GER)	*0	2	*3	4	*6	7	*7	9	*9	10	11
2	FENG P / ZHAO P (CHN)	*0	0	*2	3	*3	4	*6	6	*6	8	8
	SCHMIDBERGER T / BRUCHLE T (GER)	0	*2	2	*3	5	*6	6	*8	10	*10	11
3	FENG P / ZHAO P (CHN)	0	*1	1	*1	2	*4	5	*5	6		6
	SCHMIDBERGER T / BRUCHLE T (GER)	*0	1	*3	5	*6	6	*7	9	*10		11

Note:

The "Greatest deficit overcome" only applies when the pair ends up winning the game.

Legend:

*- First player of pair is server *- Second player of pair is server No. Number



Detailed Team Match Results

Resultados detalhados da partida por equipe

People's Republic of China (CHN) 2 - 1 Germany (GER)

Match 2: FENG Panfeng (CHN) 3-0 SCHMIDBERGER Thomas (GER)

Match Summary		Match	Game 1	Game 2	Game 3	Game 4	Game 5
FENG Panfeng	CHN	3	11	11	11		
SCHMIDBERGER Thomas	GER	0	5	9	4		
	Duration	20min	5min	7min	5min		

Team Match No : 8 Table : 1 Umpires : DEMARIO Leonor (BRA) MONTES Marlos (BRA)

Player Statistics	FENG Panfeng (CHN)						SCHMIDBERGER Thomas (GER)					
	Game					Match	Game					Match
	1	2	3	4	5		1	2	3	4	5	
Points won	11	11	10			32	5	9	4			18
Biggest lead	6	3	7			7	-	1	-			1
Points won on own serve	6	7	5			18	3	6	2			11
Points lost on own serve	2	3	2			7	5	4	5			14
Most consecutive points won	3	2	6			6	2	3	2			3
Greatest deficit overcome	-	1	-			1	-	-	-			-
Handedness/Grip	Right/						Right/					

Game/Match Statistics	Game					Match
	1	2	3	4	5	
Longest rally (strokes)	11	29	10			29
Average rally	5	8	4			6

Game Progress

1	FENG Panfeng (CHN)	*0	2	*3	5	*6	7	*8	9	11		
	SCHMIDBERGER Thomas (GER)	0	*0	1	*1	2	*3	4	*5	5		
2	FENG Panfeng (CHN)	0	*1	2	*3	4	*5	7	*8	9	*9	11
	SCHMIDBERGER Thomas (GER)	*0	1	*2	3	*4	5	*5	6	*7	9	9
3	FENG Panfeng (CHN)	0	2	*3	4	*5	6	*8	10	11		
	SCHMIDBERGER Thomas (GER)	0	*0	1	*2	3	*4	4	*4	4		

Note:

The "Greatest deficit overcome" only applies when the player ends up winning the game.

Legend:

* Server

No. Number



Detailed Team Match Results

Resultados detalhados da partida por equipe

People's Republic of China (CHN) 2 - 1 Germany (GER)

Match 3: **ZHAI Xiang (CHN) 3-2 BRUCHLE Thomas (GER)**

Match Summary		Match	Game 1	Game 2	Game 3	Game 4	Game 5
ZHAI Xiang	CHN	3	9	6	11	11	11
BRUCHLE Thomas	GER	2	11	11	6	9	5
	Duration	35min	7min	5min	5min	7min	6min

Team Match No : 8 Table : 1 Umpires : DEMARIO Leonor (BRA) MONTES Marlos (BRA)

Player Statistics	ZHAI Xiang (CHN)						BRUCHLE Thomas (GER)					
	Game					Match	Game					Match
	1	2	3	4	5		1	2	3	4	5	
Points won	9	6	11	11	11	48	11	11	5	9	5	41
Biggest lead	3	-	5	2	6	6	2	5	1	4	2	5
Points won on own serve	5	5	5	5	6	26	6	8	2	4	3	23
Points lost on own serve	5	3	3	5	2	18	4	1	6	6	5	22
Most consecutive points won	3	2	3	5	5	5	4	4	3	4	2	4
Greatest deficit overcome	-	-	1	4	2	4	3	-	-	-	-	3
Handedness/Grip	Right/						Right/					

Game/Match Statistics	Game					Match
	1	2	3	4	5	
Longest rally (strokes)	39	13	21	15	30	39
Average rally	10	7	7	7	11	8

Game Progress

1	ZHAI Xiang (CHN)	*0	2	*3	4	*4	5	*7	7	*8	9	9
	BRUCHLE Thomas (GER)	0	*0	1	*2	4	*5	5	*7	8	*9	11
2	ZHAI Xiang (CHN)	0	*0	2	*2	4	*4	5	*6	6	6	6
	BRUCHLE Thomas (GER)	*0	2	*2	4	*4	6	*7	8	*10	11	11
3	ZHAI Xiang (CHN)	0	1	*2	4	*5	5	*7	8	*10	11	11
	BRUCHLE Thomas (GER)	0	*1	2	*2	3	*5	5	*6	6	6	6
4	ZHAI Xiang (CHN)	0	*0	0	*2	4	*5	5	*6	7	*9	11
	BRUCHLE Thomas (GER)	*0	2	*4	4	*4	5	*7	8	*9	9	9
5	ZHAI Xiang (CHN)	*0	1	*1	3	*5	6	*8	10	11	11	11
	BRUCHLE Thomas (GER)	0	*1	3	*3	3	*4	4	*4	5	5	5

Note:

The "Greatest deficit overcome" only applies when the player ends up winning the game.

Legend:

* Server No. Number



Player Statistics
Estatísticas dos atletas

As of FRI 16 SEP 2016

Players	NPC	Matches				Games				Match Duration	
		Played	Won	Lost	%Won	Played	Won	Lost	%Won	All	Average
BRUCHLE Thomas	GER	3	2	1	67%	12	8	4	67%	1h20min	27min
Right		Points Won				Points Lost					
CI3		Total	Own Serve: 57		Most Consecutive: 8		Total	Own Serve: 51		Most Consecutive: 7	
		113	Opp. Serve: 56		GDO: 3		98	Opp. Serve: 47		GLL: 4	
CZUPER Rafal	POL	Matches				Games				Match Duration	
Right		Played	Won	Lost	%Won	Played	Won	Lost	%Won	All	Average
CI2		1	0	1	0%	4	1	3	25%	28min	28min
		Points Won				Points Lost					
		Total	Own Serve: 14		Most Consecutive: 7		Total	Own Serve: 23		Most Consecutive: 11	
		29	Opp. Serve: 15		GDO: 2		44	Opp. Serve: 21		GLL: 3	
FENG Panfeng	CHN	Matches				Games				Match Duration	
Right		Played	Won	Lost	%Won	Played	Won	Lost	%Won	All	Average
CI3		3	3	0	100%	9	9	0	100%	54min	18min
		Points Won				Points Lost					
		Total	Own Serve: 49		Most Consecutive: 6		Total	Own Serve: 25		Most Consecutive: 4	
		98	Opp. Serve: 49		GDO: 3		50	Opp. Serve: 25		GLL: 0	
GLINBANCHEUN Yuttajak	THA	Matches				Games				Match Duration	
Right		Played	Won	Lost	%Won	Played	Won	Lost	%Won	All	Average
CI3		2	1	1	50%	8	5	3	63%	49min	25min
		Points Won				Points Lost					
		Total	Own Serve: 43		Most Consecutive: 6		Total	Own Serve: 30		Most Consecutive: 7	
		79	Opp. Serve: 36		GDO: 3		66	Opp. Serve: 36		GLL: 4	
JEYOUNG Youngill	KOR	Matches				Games				Match Duration	
Right		Played	Won	Lost	%Won	Played	Won	Lost	%Won	All	Average
CI3		1	0	1	0%	3	0	3	0%	27min	27min
		Points Won				Points Lost					
		Total	Own Serve: 15		Most Consecutive: 4		Total	Own Serve: 16		Most Consecutive: 5	
		26	Opp. Serve: 11		GDO: 0		34	Opp. Serve: 18		GLL: 3	
KNAF Welder	BRA	Matches				Games				Match Duration	
Right		Played	Won	Lost	%Won	Played	Won	Lost	%Won	All	Average
CI3		3	1	2	33%	10	4	6	40%	1h6min	22min
		Points Won				Points Lost					
		Total	Own Serve: 36		Most Consecutive: 7		Total	Own Serve: 47		Most Consecutive: 8	
		70	Opp. Serve: 34		GDO: 3		98	Opp. Serve: 51		GLL: 2	
LAOWONG Anurak	THA	Matches				Games				Match Duration	
Right		Played	Won	Lost	%Won	Played	Won	Lost	%Won	All	Average
CI3		2	1	1	50%	7	3	4	43%	48min	24min
		Points Won				Points Lost					
		Total	Own Serve: 29		Most Consecutive: 11		Total	Own Serve: 34		Most Consecutive: 7	
		66	Opp. Serve: 37		GDO: 3		62	Opp. Serve: 28		GLL: 3	



Player Statistics
Estatísticas dos atletas

As of FRI 16 SEP 2016

Players	NPC	Matches				Games				Match Duration	
		Played	Won	Lost	%Won	Played	Won	Lost	%Won	All	Average
NALEPKA Maciej	POL	1	1	0	100%	5	3	2	60%	34min	34min
Right		Points Won				Points Lost					
CI3		Total	Own Serve:	27	Most Consecutive:	7	Total	Own Serve:	22	Most Consecutive:	6
		55	Opp. Serve:	28	GDO:	4	46	Opp. Serve:	24	GLL:	3
SCHMIDBERGER Thomas	GER	Matches				Games				Match Duration	
Right		Played	Won	Lost	%Won	Played	Won	Lost	%Won	All	Average
CI3		1	0	1	0%	3	0	3	0%	20min	20min
		Points Won				Points Lost					
		Total	Own Serve:	11	Most Consecutive:	3	Total	Own Serve:	14	Most Consecutive:	6
		18	Opp. Serve:	7	GDO:	0	32	Opp. Serve:	18	GLL:	1
SJOQVIST Victor	SWE	Matches				Games				Match Duration	
Right		Played	Won	Lost	%Won	Played	Won	Lost	%Won	All	Average
CI3		1	0	1	0%	3	0	3	0%	21min	21min
		Points Won				Points Lost					
		Total	Own Serve:	12	Most Consecutive:	4	Total	Own Serve:	16	Most Consecutive:	4
		25	Opp. Serve:	13	GDO:	0	33	Opp. Serve:	17	GLL:	3
YEZYK Oleksandr	UKR	Matches				Games				Match Duration	
Right		Played	Won	Lost	%Won	Played	Won	Lost	%Won	All	Average
CI2		1	0	1	0%	3	0	3	0%	14min	14min
		Points Won				Points Lost					
		Total	Own Serve:	6	Most Consecutive:	2	Total	Own Serve:	16	Most Consecutive:	6
		10	Opp. Serve:	4	GDO:	0	33	Opp. Serve:	17	GLL:	1
ZHAI Xiang	CHN	Matches				Games				Match Duration	
Right		Played	Won	Lost	%Won	Played	Won	Lost	%Won	All	Average
CI3		1	1	0	100%	5	3	2	60%	35min	35min
		Points Won				Points Lost					
		Total	Own Serve:	26	Most Consecutive:	5	Total	Own Serve:	18	Most Consecutive:	4
		48	Opp. Serve:	22	GDO:	4	41	Opp. Serve:	23	GLL:	3

Note:
The "Greatest deficit overcome" only applies when the player ends up winning the game and "Greatest lead lost" only when losing.

Legend:
GDO Greatest deficit overcome **GLL** Greatest lead lost **Opp.** Opponent's



Tournament Statistics

Estatísticas do torneio

As of FRI 16 SEP 2016

Statistics	Quarterfinals	Semifinals	Finals	Total
Team Matches				
Total	4	2	2	8
Game Margin: 2:0	3 75%	2 100%	1 50%	6 75%
2:1	1 25%		1 50%	2 25%
Invalid Results Mark				
Duration: Total	4h33min	1h46min	2h30min	8h49min
Longest	1h39min	55min	1h27min	1h39min
Shortest	38min	51min	1h3min	38min
Average	1h8min	53min	1h15min	1h6min
Matches				
Total	9	4	5	18
Game Margin: 3:0	5 56%	2 50%	3 60%	10 56%
3:1	2 22%	2 50%		4 22%
3:2	2 22%		2 40%	4 22%
Invalid Results Mark				
Duration: Total	4h8min	1h39min	2h15min	8h2min
Longest	52min	32min	43min	52min
Shortest	14min	20min	15min	14min
Average	28min	25min	27min	27min
Games				
Total	33	14	19	66
Point Margin: 11				
10	1 3%			1 2%
9	1 3%		2 11%	3 5%
8	1 3%	1 7%	1 5%	3 5%
7	2 6%		1 5%	3 5%
6	2 6%		4 21%	6 9%
5	4 12%	6 43%	3 16%	13 20%
4	5 15%	1 7%	2 11%	8 12%
3	3 9%	4 29%	1 5%	8 12%
2	14 42%	2 14%	5 26%	21 32%
Invalid Results Mark				
Duration: Total	3h27min	1h26min	1h54min	6h47min
Longest	11min	7min	10min	11min
Shortest	4min	5min	3min	3min
Average	6min	6min	6min	6min
Points				
Total	612	250	325	1187
Per game	18.55	17.86	17.11	17.98
Most consecutive won	11	8	6	11
Greatest deficit overcome	4	4	4	4
Longest rally	49	45	87	87
Average rally	7	9	9	8

Note:

The "Greatest deficit overcome" only applies when the player/pair ends up winning the game.



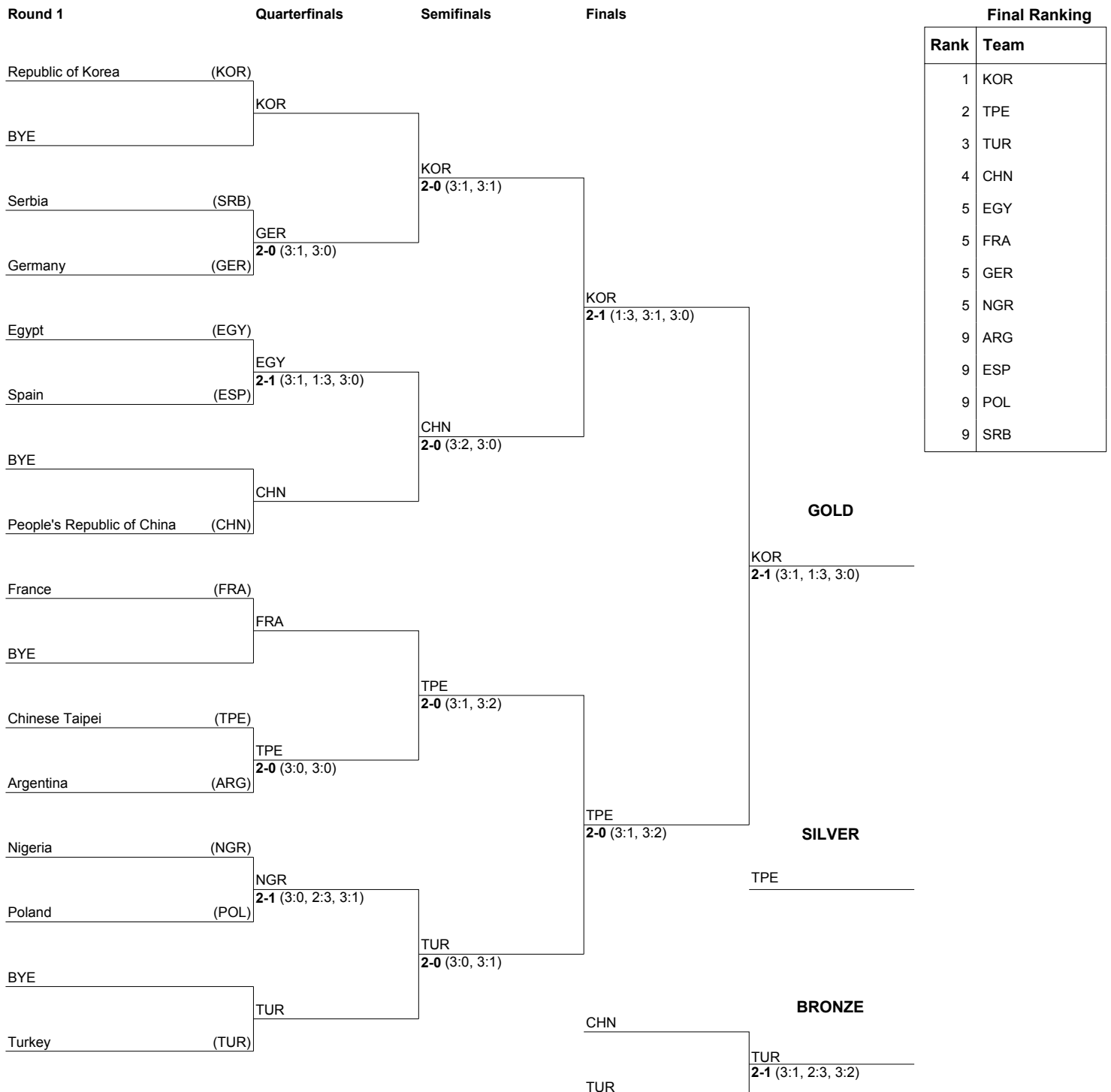
Entry List by Event

As of MON 12 SEP 2016

NPC	Name	Date of Birth
ARG - Argentina	COPOLA Gabriel	20 JAN 1984
	DEPERGOLA Mauro	20 MAY 1981
	EBERHARDT Fernando	21 JUN 1977
CHN - People's Republic of China	CAO Ningning	20 NOV 1987
	GUO Xingyuan	20 OCT 1988
	ZHANG Yan	25 JUL 1967
EGY - Egypt	FETIR Ehab	8 OCT 1972
	SALEH Sameh	17 MAR 1978
	TOLBA Hassaan	17 JAN 1968
ESP - Spain	EL BAQQALI TALIBI Bilal	8 NOV 1989
	RODRIGUEZ MARTINEZ Miguel	17 SEP 1969
FRA - France	MERRIEN Florian	21 NOV 1984
	SAVANT AIRA Nicolas	3 NOV 1980
	THOMAS Maxime	17 DEC 1983
GER - Germany	BAUS Valentin	14 DEC 1995
	GUERTLER Jan	6 FEB 1970
KOR - Republic of Korea	CHOI Ilsang	15 JUL 1975
	KIM Jung-Gil	28 MAY 1986
	KIM Young Gun	24 NOV 1984
NGR - Nigeria	KOLEOSHO Ahmed	20 JUL 1986
	NICK Emmanuel Chinedu	5 OCT 1979
POL - Poland	LIS Rafal	20 MAR 1979
	ZYLKA Krzysztof	10 DEC 1979
SRB - Serbia	PALIKUCA Mitar	21 OCT 1974
	PERLIC Goran	1 DEC 1973
TPE - Chinese Taipei	CHENG Ming-Chih	8 AUG 1979
	LIN Yen-Hung	5 MAR 1958
TUR - Turkey	OZTURK Abdullah	1 OCT 1989
	OZTURK Ali	1 APR 1993
	TURAN Nesim	2 MAR 1992



Draw
Sorteio





Detailed Team Match Results

Resultados detalhados da partida por equipe

Egypt (EGY) 2 - 1 Spain (ESP)

Team Match No : 1 Table : 3 Umpires : BOUDJEHEM Abdellah (ALG) de PINTO Pietro (ITA)

Match 1			Match	Game 1	Game 2	Game 3	Game 4	Game 5
	SALEH S / TOLBA Hassaan	EGY	3	11	11	9	11	
	EL BAQQALI TAL / RODRIGUEZ MART	ESP	1	5	5	11	4	
Duration			25min	5min	5min	7min	5min	

Match 2			Match	Game 1	Game 2	Game 3	Game 4	Game 5
A	SALEH Sameh	EGY	1	11	4	4	9	
X	EL BAQQALI TALIBI Bilal	ESP	3	4	11	11	11	
Duration			20min	4min	4min	4min	6min	

Match 3			Match	Game 1	Game 2	Game 3	Game 4	Game 5
B	TOLBA Hassaan	EGY	3	11	11	11		
Y	RODRIGUEZ MARTINEZ Miguel	ESP	0	7	8	7		
Duration			20min	6min	6min	6min		

Duration of Team Match	1h14min
------------------------	---------

Player Statistics	Egypt (EGY)				Spain (ESP)			
	Match			Team Match	Match			Team Match
	1	2	3		1	2	3	
Points won	42	28	33	103	25	37	22	84
Biggest lead	7	7	6	7	2	7	2	7
Points won on own serve	20	13	22	55	12	18	15	45
Points lost on own serve	13	19	7	39	22	15	11	48
Most consecutive points won	6	4	5	6	3	6	3	6
Greatest deficit overcome	2	-	2	2	3	2	-	3

Match/Team Match Statistics	Match			Team Match
	1	2	3	
Longest rally (strokes)	15	13	17	17
Average rally	6	6	6	6

Note:
The "Greatest deficit overcome" only applies when the player/pair ends up winning the game.

Legend:
No. Number



Detailed Team Match Results

Resultados detalhados da partida por equipe

Egypt (EGY) 2 - 1 Spain (ESP)

Match 1: **SALEH Sameh (EGY)** 3-1 **EL BAQQALI TALIBI Bilal (ESP)**
TOLBA Hassaan **RODRIGUEZ MARTINEZ Miguel**

Match Summary		Match	Game 1	Game 2	Game 3	Game 4	Game 5
SALEH Sameh / TOLBA Hassaan	EGY	3	11	11	9	11	
EL BAQQALI TAL / RODRIGUEZ MART	ESP	1	5	5	11	4	
	Duration	25min	5min	5min	7min	5min	

Team Match No : 1 Table : 3 Umpires : BOUDJEHEM Abdellah (ALG) de PINTO Pietro (ITA)

Player Statistics	SALEH S / TOLBA Hassaan (EGY)						EL BAQQALI TALIBI / RODRIGUEZ MARTINEZ (ESP)					
	Game					Match	Game					Match
	1	2	3	4	5		1	2	3	4	5	
Points won	11	11	9	11		42	5	5	11	4		25
Biggest lead	6	6	3	7		7	-	2	2	-		2
Points won on own serve	4	6	5	5		20	1	3	6	2		12
Points lost on own serve	4	2	5	2		13	7	5	4	6		22
Most consecutive points won	6	5	4	4		6	2	2	3	1		3
Greatest deficit overcome	-	2	-	-		2	-	-	3	-		3
Handedness/Grip	Right/ - Right/						Left/ - Right/					

Game/Match Statistics	Game					Match
	1	2	3	4	5	
Longest rally (strokes)	15	12	13	10		15
Average rally	5	8	7	5		6

Game Progress

1	SALEH S / TOLBA Hassaan (EGY)	*-0	1	*-3	5	*-7	7	*-9	10	11		
	EL BAQQALI TALIBI / RODRIGUEZ MARTINEZ (ESP)	0	*-1	1	*-1	1	*-3	3	*-4	5		
2	SALEH S / TOLBA Hassaan (EGY)	0	*-0	2	*-3	5	*-7	7	*-9	11		
	EL BAQQALI TALIBI / RODRIGUEZ MARTINEZ (ESP)	*-0	2	*-2	3	*-3	3	*-5	5	5		
3	SALEH S / TOLBA Hassaan (EGY)	*-0	1	*-3	4	*-5	6	*-6	7	*-7	8	9
	EL BAQQALI TALIBI / RODRIGUEZ MARTINEZ (ESP)	0	*-1	1	*-2	3	*-4	6	*-7	9	*-10	11
4	SALEH S / TOLBA Hassaan (EGY)	0	*-2	4	*-5	6	*-8	9	*-10	11		
	EL BAQQALI TALIBI / RODRIGUEZ MARTINEZ (ESP)	*-0	0	*-0	1	*-2	2	*-3	4	4		

Note:

The "Greatest deficit overcome" only applies when the pair ends up winning the game.

Legend:

*- First player of pair is server *- Second player of pair is server No. Number



Detailed Team Match Results

Resultados detalhados da partida por equipe

Egypt (EGY) 2 - 1 Spain (ESP)

Match 2: SALEH Sameh (EGY) **1-3** EL BAQQALI TALIBI Bilal (ESP)

Match Summary		Match	Game 1	Game 2	Game 3	Game 4	Game 5
SALEH Sameh	EGY	1	11	4	4	9	
EL BAQQALI TALIBI Bilal	ESP	3	4	11	11	11	
Duration		20min	4min	4min	4min	6min	

Team Match No : 1 Table : 3 Umpires : BOUDJEHEM Abdellah (ALG) de PINTO Pietro (ITA)

Player Statistics	SALEH Sameh (EGY)						EL BAQQALI TALIBI Bilal (ESP)					
	Game					Match	Game					Match
	1	2	3	4	5		1	2	3	4	5	
Points won	11	4	4	9		28	4	11	11	11		37
Biggest lead	7	-	-	2		7	-	7	7	2		7
Points won on own serve	5	3	2	3		13	2	6	6	4		18
Points lost on own serve	2	5	5	7		19	6	1	2	6		15
Most consecutive points won	4	2	1	3		4	2	5	6	4		6
Greatest deficit overcome	-	-	-	-		-	-	-	-	2		2
Handedness/Grip	Right/						Left/					

Game/Match Statistics	Game					Match
	1	2	3	4	5	
Longest rally (strokes)	9	12	11	13		13
Average rally	6	6	5	6		6

Game Progress

1	SALEH Sameh (EGY)	0	*2	3	*5	6	*7	9	*10	11		
	EL BAQQALI TALIBI Bilal (ESP)	*0	0	*1	1	*2	3	*3	4	4		
2	SALEH Sameh (EGY)	*0	0	*0	2	*2	2	*3	4	4		
	EL BAQQALI TALIBI Bilal (ESP)	0	*2	4	*4	6	*8	9	*10	11		
3	SALEH Sameh (EGY)	0	*0	0	*0	1	*2	3	*4	4		
	EL BAQQALI TALIBI Bilal (ESP)	*0	2	*4	6	*7	8	*9	10	11		
4	SALEH Sameh (EGY)	*0	2	*3	3	*5	5	*6	7	*9	9	9
	EL BAQQALI TALIBI Bilal (ESP)	0	*0	1	*3	3	*5	6	*7	7	*9	11

Note:

The "Greatest deficit overcome" only applies when the player ends up winning the game.

Legend:

* Server

No. Number



Detailed Team Match Results

Resultados detalhados da partida por equipe

Egypt (EGY) 2 - 1 Spain (ESP)

Match 3: TOLBA Hassaan (EGY) 3-0 RODRIGUEZ MARTINEZ Miguel (ESP)

Match Summary		Match	Game 1	Game 2	Game 3	Game 4	Game 5
TOLBA Hassaan	EGY	3	11	11	11		
RODRIGUEZ MARTINEZ Miguel	ESP	0	7	8	7		
	Duration	20min	6min	6min	6min		

Team Match No : 1 Table : 3 Umpires : BOUDJEHEM Abdellah (ALG) de PINTO Pietro (ITA)

Player Statistics	TOLBA Hassaan (EGY)						RODRIGUEZ MARTINEZ Miguel (ESP)					
	Game					Match	Game					Match
	1	2	3	4	5		1	2	3	4	5	
Points won	11	11	11			33	7	8	7			22
Biggest lead	4	3	6			6	1	2	1			2
Points won on own serve	7	7	8			22	4	6	5			15
Points lost on own serve	3	2	2			7	4	4	3			11
Most consecutive points won	5	3	4			5	2	3	3			3
Greatest deficit overcome	1	2	1			2	-	-	-			-
Handedness/Grip	Right/						Right/					

Game/Match Statistics	Game					Match
	1	2	3	4	5	
Longest rally (strokes)	9	17	14			17
Average rally	4	7	6			6

Game Progress

1	TOLBA Hassaan (EGY)	*0	1	*2	3	*4	5	*7	9	*9	11	
	RODRIGUEZ MARTINEZ Miguel (ESP)	0	*1	2	*3	4	*5	5	*5	7	7	
2	TOLBA Hassaan (EGY)	0	*1	2	*2	4	*4	6	*7	8	*10	11
	RODRIGUEZ MARTINEZ Miguel (ESP)	*0	1	*2	4	*4	6	*6	7	*8	8	8
3	TOLBA Hassaan (EGY)	*0	1	*2	4	*5	7	*8	10	*10	11	
	RODRIGUEZ MARTINEZ Miguel (ESP)	0	*1	2	*2	3	*3	4	*4	6	7	

Note:

The "Greatest deficit overcome" only applies when the player ends up winning the game.

Legend:

* Server

No. Number



Detailed Team Match Results

Resultados detalhados da partida por equipe

Argentina (ARG) 0 - 2 Chinese Taipei (TPE)

Team Match No : 4 Table : 5 Umpires : LARROZA Andres (PAR) MANCINI Marco (BRA)

Match 1			Match	Game 1	Game 2	Game 3	Game 4	Game 5
	COPOLA G / DEPERGOLA M	ARG	0	10	3	8		
	CHENG Ming-Chih / LIN Yen-Hung	TPE	3	12	11	11		
Duration			21min	7min	4min	7min		

Match 2			Match	Game 1	Game 2	Game 3	Game 4	Game 5
A	COPOLA Gabriel	ARG	0	10	5	1		
X	CHENG Ming-Chih	TPE	3	12	11	11		
Duration			16min	6min	4min	4min		

Duration of Team Match	40min
------------------------	-------

Player Statistics	Argentina (ARG)				Chinese Taipei (TPE)			
	Match			Team Match	Match			Team Match
	1	2	3		1	2	3	
Points won	21	16		37	34	34		68
Biggest lead	2	2		2	8	10		10
Points won on own serve	11	10		21	18	19		37
Points lost on own serve	16	15		31	10	6		16
Most consecutive points won	4	2		4	7	8		8
Greatest deficit overcome	-	-		-	2	2		2

Match/Team Match Statistics	Match			Team Match
	1	2	3	
Longest rally (strokes)	21	16		21
Average rally	7	6		7

Note:

The "Greatest deficit overcome" only applies when the player/pair ends up winning the game.

Legend:

No. Number



Detailed Team Match Results
Resultados detalhados da partida por equipe

Argentina (ARG) **0 - 2** Chinese Taipei (TPE)

Match 1: COPOLA Gabriel (ARG) **0-3** CHENG Ming-Chih (TPE)
DEPERGOLA Mauro LIN Yen-Hung

Match Summary		Match	Game 1	Game 2	Game 3	Game 4	Game 5
COPOLA Gabriel / DEPERGOLA M	ARG	0	10	3	8		
CHENG Ming-Chih / LIN Yen-Hung	TPE	3	12	11	11		
Duration		21min	7min	4min	7min		

Team Match No : 4 Table : 5 Umpires : LARROZA Andres (PAR) MANCINI Marco (BRA)

Player Statistics	COPOLA G / DEPERGOLA M (ARG)						CHENG Ming-Chih / LIN Yen-Hung (TPE)					
	Game					Match	Game					Match
	1	2	3	4	5		1	2	3	4	5	
Points won	10	3	8			21	12	11	11			34
Biggest lead	2	-	1			2	3	8	6			8
Points won on own serve	5	2	4			11	6	7	5			18
Points lost on own serve	6	4	6			16	5	1	4			10
Most consecutive points won	3	1	4			4	4	7	4			7
Greatest deficit overcome	-	-	-			-	2	-	1			2
Handedness/Grip	Right/ - Right/						Right/ - Right/					

Game/Match Statistics	Game					Match
	1	2	3	4	5	
Longest rally (strokes)	21	16	17			21
Average rally	6	6	8			7

Game Progress

1	COPOLA G / DEPERGOLA M (ARG)	*-0	2	*-2	3	*-5	5	*-6	6	*-7	9	*-10	10	10
	CHENG Ming-Chih / LIN Yen-Hung (TPE)	0	*-0	2	*-3	3	*-5	6	*-8	9	*-9	10	*-11	12
2	COPOLA G / DEPERGOLA M (ARG)	0	*-0	0	*-0	1	*-2	3	3					
	CHENG Ming-Chih / LIN Yen-Hung (TPE)	*-0	2	*-4	6	*-7	8	*-9	11					
3	COPOLA G / DEPERGOLA M (ARG)	*-0	1	*-2	2	*-2	3	*-4	4	*-6	8	8		
	CHENG Ming-Chih / LIN Yen-Hung (TPE)	0	*-1	2	*-4	6	*-7	8	*-10	10	*-10	11		

Note:

The "Greatest deficit overcome" only applies when the pair ends up winning the game.

Legend:

*- First player of pair is server *- Second player of pair is server No. Number



Detailed Team Match Results

Resultados detalhados da partida por equipe

Argentina (ARG) 0 - 2 Chinese Taipei (TPE)

Match 2: COPOLA Gabriel (ARG) 0-3 CHENG Ming-Chih (TPE)

Match Summary		Match	Game 1	Game 2	Game 3	Game 4	Game 5
COPOLA Gabriel	ARG	0	10	5	1		
CHENG Ming-Chih	TPE	3	12	11	11		
	Duration	16min	6min	4min	4min		

Team Match No : 4 Table : 5 Umpires : LARROZA Andres (PAR) MANCINI Marco (BRA)

Player Statistics	COPOLA Gabriel (ARG)						CHENG Ming-Chih (TPE)					
	Game					Match	Game					Match
	1	2	3	4	5		1	2	3	4	5	
Points won	10	5	1			16	12	11	11			34
Biggest lead	2	1	-			2	2	6	10			10
Points won on own serve	7	2	1			10	8	5	6			19
Points lost on own serve	4	6	5			15	3	3	0			6
Most consecutive points won	2	1	1			2	3	5	8			8
Greatest deficit overcome	-	-	-			-	2	1	-			2
Handedness/Grip	Right/						Right/					

Game/Match Statistics	Game					Match
	1	2	3	4	5	
Longest rally (strokes)	16	13	13			16
Average rally	6	6	7			6

Game Progress

1	COPOLA Gabriel (ARG)	0	*1	3	*3	4	*5	6	*6	8	*9	10	*10	10
	CHENG Ming-Chih (TPE)	*0	1	*1	3	*4	5	*6	8	*8	9	*10	11	12
2	COPOLA Gabriel (ARG)	*0	1	*2	2	*2	3	*4	4	5				
	CHENG Ming-Chih (TPE)	0	*1	2	*4	6	*7	8	*10	11				
3	COPOLA Gabriel (ARG)	0	*0	1	*1	1	*1	1						
	CHENG Ming-Chih (TPE)	*0	2	*3	5	*7	9	11						

Note:

The "Greatest deficit overcome" only applies when the player ends up winning the game.

Legend:

* Server

No. Number



Detailed Team Match Results

Resultados detalhados da partida por equipe

Poland (POL) 1 - 2 Nigeria (NGR)

Team Match No : 5 Table : 7 Umpires : CHUNG Li-Chuan (TPE) DEMARIO Leonor (BRA)

Match 1			Match	Game 1	Game 2	Game 3	Game 4	Game 5
	LIS R / ZYLKA K	POL	0	5	8	7		
	KOLEOSHO A / NICK EC	NGR	3	11	11	11		
Duration			19min	4min	6min	5min		

Match 2			Match	Game 1	Game 2	Game 3	Game 4	Game 5
A	LIS Rafal	POL	3	11	8	12	9	11
X	KOLEOSHO Ahmed	NGR	2	6	11	10	11	4
Duration			27min	4min	5min	5min	4min	4min

Match 3			Match	Game 1	Game 2	Game 3	Game 4	Game 5
B	ZYLKA Krzysztof	POL	1	14	8	2	7	
Y	NICK Emmanuel Chinedu	NGR	3	12	11	11	11	
Duration			25min	7min	4min	4min	5min	

Duration of Team Match	1h17min
------------------------	----------------

Player Statistics	Poland (POL)				Nigeria (NGR)			
	Match			Team Match	Match			Team Match
	1	2	3		1	2	3	
Points won	20	50	31	101	33	42	45	120
Biggest lead	2	7	2	7	7	6	9	9
Points won on own serve	10	26	13	49	17	22	21	60
Points lost on own serve	16	20	24	60	10	24	18	52
Most consecutive points won	5	7	4	7	8	7	5	8
Greatest deficit overcome	-	2	3	3	2	3	2	3

Match/Team Match Statistics	Match			Team Match
	1	2	3	
Longest rally (strokes)	15	10	13	15
Average rally	5	4	5	5

Note:
 The "Greatest deficit overcome" only applies when the player/pair ends up winning the game.

Legend:
 No. Number



Detailed Team Match Results

Resultados detalhados da partida por equipe

Poland (POL) 1 - 2 Nigeria (NGR)

Match 1: LIS Rafal (POL) 0-3 KOLEOSHO Ahmed (NGR)
ZYLKA Krzysztof NICK Emmanuel Chinedu

Match Summary		Match	Game 1	Game 2	Game 3	Game 4	Game 5
LIS Rafal / ZYLKA K	POL	0	5	8	7		
KOLEOSHO Ahmed / NICK EC	NGR	3	11	11	11		
Duration		19min	4min	6min	5min		

Team Match No : 5 Table : 7 Umpires : CHUNG Li-Chuan (TPE) DEMARIO Leonor (BRA)

Player Statistics	LIS R / ZYLKA K (POL)						KOLEOSHO A / NICK EC (NGR)					
	Game					Match	Game					Match
	1	2	3	4	5		1	2	3	4	5	
Points won	5	8	7			20	11	11	11			33
Biggest lead	-	-	2			2	7	6	6			7
Points won on own serve	3	4	3			10	6	5	6			17
Points lost on own serve	5	6	5			16	2	4	4			10
Most consecutive points won	2	5	3			5	5	6	8			8
Greatest deficit overcome	-	-	-			-	-	-	2			2
Handedness/Grip	Right/ - Right/						Right/ - Right/					

Game/Match Statistics	Game					Match
	1	2	3	4	5	
Longest rally (strokes)	7	15	14			15
Average rally	4	7	5			5

Game Progress

1	LIS R / ZYLKA K (POL)	0	*-1	1	*-1	3	*-3	3	*-4	5		
	KOLEOSHO A / NICK EC (NGR)	*-0	1	*-3	5	*-5	7	*-9	10	11		
2	LIS R / ZYLKA K (POL)	*-0	0	*-0	0	*-1	3	*-4	6	*-8	8	8
	KOLEOSHO A / NICK EC (NGR)	0	*-2	4	*-6	7	*-7	8	*-8	8	*-10	11
3	LIS R / ZYLKA K (POL)	0	*-1	2	*-4	4	*-4	4	*-4	6	7	
	KOLEOSHO A / NICK EC (NGR)	*-0	1	*-2	2	*-4	6	*-8	10	*-10	11	

Note:

The "Greatest deficit overcome" only applies when the pair ends up winning the game.

Legend:

*- First player of pair is server *- Second player of pair is server No. Number



Detailed Team Match Results

Resultados detalhados da partida por equipe

Poland (POL) 1 - 2 Nigeria (NGR)

Match 2: LIS Rafal (POL) 3-2 KOLEOSHO Ahmed (NGR)

Match Summary		Match	Game 1	Game 2	Game 3	Game 4	Game 5
LIS Rafal	POL	3	11	8	12	9	11
KOLEOSHO Ahmed	NGR	2	6	11	10	11	4
	Duration	27min	4min	5min	5min	4min	4min

Team Match No : 5 Table : 7 Umpires : CHUNG Li-Chuan (TPE) DEMARIO Leonor (BRA)

Player Statistics	LIS Rafal (POL)						KOLEOSHO Ahmed (NGR)					
	Game					Match	Game					Match
	1	2	3	4	5		1	2	3	4	5	
Points won	11	8	11	9	11	50	6	11	10	11	4	42
Biggest lead	7	1	4	3	7	7	-	6	2	2	-	6
Points won on own serve	7	5	4	4	6	26	4	7	4	5	2	22
Points lost on own serve	2	4	6	6	2	20	4	3	7	5	5	24
Most consecutive points won	7	3	4	5	4	7	3	7	3	5	1	7
Greatest deficit overcome	-	-	2	-	-	2	-	1	-	3	-	3
Handedness/Grip	Right/						Right/					

Game/Match Statistics	Game					Match
	1	2	3	4	5	
Longest rally (strokes)	4	8	7	10	10	10
Average rally	2	3	4	5	6	4

Game Progress

1	LIS Rafal (POL)	*0	2	*2	3	*5	7	*9	10	*10	11			
	KOLEOSHO Ahmed (NGR)	0	*0	2	*3	3	*3	3	*4	6	6			
2	LIS Rafal (POL)	0	*1	2	*2	2	*2	4	*5	7	*8	8		
	KOLEOSHO Ahmed (NGR)	*0	1	*2	4	*6	8	*8	9	*9	10	11		
3	LIS Rafal (POL)	0	2	*4	4	*5	6	*6	7	*8	8	*10	11	12
	KOLEOSHO Ahmed (NGR)	0	*0	0	*2	3	*4	6	*7	8	*10	10	*10	10
4	LIS Rafal (POL)	0	*1	2	*3	3	*5	7	*8	8	*8	9		
	KOLEOSHO Ahmed (NGR)	*0	1	*2	3	*5	5	*5	6	*8	10	11		
5	LIS Rafal (POL)	*0	2	*4	5	*6	8	*9	10	11				
	KOLEOSHO Ahmed (NGR)	0	*0	0	*1	2	*2	3	*4	4				

Note:

The "Greatest deficit overcome" only applies when the player ends up winning the game.

Legend:

* Server

No. Number



Detailed Team Match Results

Resultados detalhados da partida por equipe

Poland (POL) 1 - 2 Nigeria (NGR)

Match 3: ZYLKA Krzysztof (POL) 1-3 NICK Emmanuel Chinedu (NGR)

Match Summary		Match	Game 1	Game 2	Game 3	Game 4	Game 5
ZYLKA Krzysztof	POL	1	14	8	2	7	
NICK Emmanuel Chinedu	NGR	3	12	11	11	11	
Duration		25min	7min	4min	4min	5min	

Team Match No : 5 Table : 7 Umpires : CHUNG Li-Chuan (TPE) DEMARIO Leonor (BRA)

Player Statistics	ZYLKA Krzysztof (POL)						NICK Emmanuel Chinedu (NGR)					
	Game					Match	Game					Match
	1	2	3	4	5		1	2	3	4	5	
Points won	14	8	2	7		31	12	11	11	11		45
Biggest lead	2	-	-	2		2	3	5	9	4		9
Points won on own serve	6	3	1	3		13	5	5	5	6		21
Points lost on own serve	7	6	6	5		24	8	5	1	4		18
Most consecutive points won	4	2	1	2		4	3	3	5	4		5
Greatest deficit overcome	3	-	-	-		3	-	-	-	2		2
Handedness/Grip	Right/						Right/					

Game/Match Statistics	Game					Match
	1	2	3	4	5	
Longest rally (strokes)	13	12	10	11		13
Average rally	6	5	5	5		5

Game Progress

1	ZYLKA Krzysztof (POL)	*0	0	*1	2	*3	5	*7	8	*9	9	*10	11	*11	11	*12	13	14
	NICK Emmanuel Chinedu (NGR)	0	*2	3	*4	5	*5	5	*6	7	*9	10	*10	11	*12	12	*12	12
2	ZYLKA Krzysztof (POL)	0	*0	1	*2	2	*3	4	*5	6	*8	8						
	NICK Emmanuel Chinedu (NGR)	*0	2	*3	4	*6	7	*8	9	*10	10	11						
3	ZYLKA Krzysztof (POL)	*0	1	*1	1	*2	2	*2	2									
	NICK Emmanuel Chinedu (NGR)	0	*1	3	*5	6	*8	10	11									
4	ZYLKA Krzysztof (POL)	0	*2	2	*3	4	*4	5	*6	7	7							
	NICK Emmanuel Chinedu (NGR)	*0	0	*2	3	*4	6	*7	8	*9	11							

Note:
The "Greatest deficit overcome" only applies when the player ends up winning the game.

Legend:
* Server
No. Number



Detailed Team Match Results

Resultados detalhados da partida por equipe

Serbia (SRB) 0 - 2 Germany (GER)

Team Match No : 8 Table : 1 Umpires : MIRANDA Barjonas (BRA) GALVAO Luzia (BRA)

Match 1			Match	Game 1	Game 2	Game 3	Game 4	Game 5
	PERLIC G / PALIKUCA M	SRB	1	6	13	6	3	
	BAUS Valentin / GUERTLER J	GER	3	11	11	11	11	
Duration			28min	4min	8min	5min	4min	

Match 2			Match	Game 1	Game 2	Game 3	Game 4	Game 5
A	PERLIC Goran	SRB	0	1	4	5		
X	BAUS Valentin	GER	3	11	11	11		
Duration			12min	3min	3min	3min		

Duration of Team Match	44min
------------------------	-------

Player Statistics	Serbia (SRB)				Germany (GER)			
	Match			Team Match	Match			Team Match
	1	2	3		1	2	3	
Points won	28	10		38	44	33		77
Biggest lead	5	1		5	8	10		10
Points won on own serve	15	6		21	23	18		41
Points lost on own serve	21	15		36	13	4		17
Most consecutive points won	4	2		4	6	11		11
Greatest deficit overcome	1	-		1	1	1		1

Match/Team Match Statistics	Match			Team Match
	1	2	3	
Longest rally (strokes)	18	9		18
Average rally	6	4		5

Note:
The "Greatest deficit overcome" only applies when the player/pair ends up winning the game.

Legend:
No. Number



Detailed Team Match Results

Resultados detalhados da partida por equipe

Serbia (SRB) **0 - 2** Germany (GER)

Match 1: PERLIC Goran (SRB) **1-3** BAUS Valentin (GER)
PALIKUCA Mitar GUERTLER Jan

Match Summary		Match	Game 1	Game 2	Game 3	Game 4	Game 5
PERLIC Goran / PALIKUCA M	SRB	1	6	13	6	3	
BAUS Valentin / GUERTLER J	GER	3	11	11	11	11	
Duration		28min	4min	8min	5min	4min	

Team Match No : 8 Table : 1 Umpires : MIRANDA Barjonas (BRA) GALVAO Luzia (BRA)

Player Statistics	PERLIC G / PALIKUCA M (SRB)						BAUS Valentin / GUERTLER J (GER)					
	Game					Match	Game					Match
	1	2	3	4	5		1	2	3	4	5	
Points won	6	13	6	3		28	11	11	11	11		44
Biggest lead	1	5	1	1		5	5	1	5	8		8
Points won on own serve	3	7	3	2		15	6	6	6	5		23
Points lost on own serve	5	5	5	6		21	3	6	3	1		13
Most consecutive points won	2	4	2	2		4	5	6	6	6		6
Greatest deficit overcome	-	1	-	-		1	1	-	1	1		1
Handedness/Grip	Right/ - Right/						Right/ - Right/					

Game/Match Statistics	Game					Match
	1	2	3	4	5	
Longest rally (strokes)	11	18	15	10		18
Average rally	5	7	6	4		6

Game Progress

1	PERLIC G / PALIKUCA M (SRB)	0	*1	2	*3	4	*5	6	*6	6	6					
	BAUS Valentin / GUERTLER J (GER)	*0	1	*2	3	*4	5	*6	8	*10	11					
2	PERLIC G / PALIKUCA M (SRB)	*0	2	*2	3	*4	6	*8	9	*10	10	*10	10	*11	12	13
	BAUS Valentin / GUERTLER J (GER)	0	*0	2	*3	4	*4	4	*5	6	*8	10	*11	11	*11	11
3	PERLIC G / PALIKUCA M (SRB)	0	*1	1	*1	2	*3	4	*5	6	6					
	BAUS Valentin / GUERTLER J (GER)	*0	1	*3	5	*6	7	*8	9	*10	11					
4	PERLIC G / PALIKUCA M (SRB)	*0	1	*2	2	*2	3	*3	3							
	BAUS Valentin / GUERTLER J (GER)	0	*1	2	*4	6	*7	9	11							

Note:

The "Greatest deficit overcome" only applies when the pair ends up winning the game.

Legend:

*- First player of pair is server *- Second player of pair is server No. Number



Detailed Team Match Results

Resultados detalhados da partida por equipe

Serbia (SRB) **0 - 2** Germany (GER)

Match 2: PERLIC Goran (SRB) **0-3** BAUS Valentin (GER)

Match Summary		Match	Game 1	Game 2	Game 3	Game 4	Game 5
PERLIC Goran	SRB	0	1	4	5		
BAUS Valentin	GER	3	11	11	11		
Duration		12min	3min	3min	3min		

Team Match No : 8 Table : 1 Umpires : MIRANDA Barjonas (BRA) GALVAO Luzia (BRA)

Player Statistics	PERLIC Goran (SRB)						BAUS Valentin (GER)					
	Game					Match	Game					Match
	1	2	3	4	5		1	2	3	4	5	
Points won	1	4	5			10	11	11	11			33
Biggest lead	1	-	-			1	10	7	6			10
Points won on own serve	1	2	3			6	6	6	6			18
Points lost on own serve	5	5	5			15	0	2	2			4
Most consecutive points won	1	1	2			2	11	3	6			11
Greatest deficit overcome	-	-	-			-	1	-	-			1
Handedness/Grip	Right/						Right/					

Game/Match Statistics	Game					Match
	1	2	3	4	5	
Longest rally (strokes)	8	7	9			9
Average rally	4	4	4			4

Game Progress

1	PERLIC Goran (SRB)	*0	1	*1	1	*1	1	1		
	BAUS Valentin (GER)	0	*1	3	*5	7	*9	11		
2	PERLIC Goran (SRB)	0	*0	1	*2	2	*3	4	*4	4
	BAUS Valentin (GER)	*0	2	*3	4	*6	7	*8	10	11
3	PERLIC Goran (SRB)	*0	0	*1	2	*3	5	*5	5	5
	BAUS Valentin (GER)	0	*2	3	*4	5	*5	7	*9	11

Note:

The "Greatest deficit overcome" only applies when the player ends up winning the game.

Legend:

* Server

No. Number



Detailed Team Match Results

Resultados detalhados da partida por equipe

Republic of Korea (KOR) 2 - 0 Germany (GER)

Team Match No : 9 Table : 3 Umpires : KLECKER Roman (CZE) MONTES Marlos (BRA)

Match 1		Match	Game 1	Game 2	Game 3	Game 4	Game 5
	KIM JG / KIM YG	KOR	3	11	9	17	11
	BAUS Valentin / GUERTLER J	GER	1	8	11	15	5
Duration		34min	5min	6min	10min	5min	

Match 2		Match	Game 1	Game 2	Game 3	Game 4	Game 5
A	KIM Jung-Gil	KOR	3	11	4	11	11
X	BAUS Valentin	GER	1	6	11	7	8
Duration		25min	4min	4min	4min	6min	

Duration of Team Match	1h4min
------------------------	---------------

Player Statistics	Republic of Korea (KOR)				Germany (GER)			
	Match			Team Match	Match			Team Match
	1	2	3		1	2	3	
Points won	47	36		83	39	32		71
Biggest lead	8	5		8	3	7		7
Points won on own serve	22	22		44	18	19		37
Points lost on own serve	21	13		34	25	14		39
Most consecutive points won	7	5		7	5	4		5
Greatest deficit overcome	2	2		2	-	-		-

Match/Team Match Statistics	Match			Team Match
	1	2	3	
Longest rally (strokes)	24	13		24
Average rally	6	5		6

Note:
The "Greatest deficit overcome" only applies when the player/pair ends up winning the game.

Legend:
No. Number



Detailed Team Match Results

Resultados detalhados da partida por equipe

Republic of Korea (KOR) 2 - 0 Germany (GER)

Match 1: KIM Jung-Gil (KOR) 3-1 BAUS Valentin (GER)
KIM Young Gun GUERTLER Jan

Match Summary		Match	Game 1	Game 2	Game 3	Game 4	Game 5
KIM Jung-Gil / KIM YG	KOR	3	11	9	17	11	
BAUS Valentin / GUERTLER J	GER	1	8	11	15	5	
	Duration	34min	5min	6min	10min	5min	

Team Match No : 9 Table : 3 Umpires : KLECKER Roman (CZE) MONTES Marlos (BRA)

Player Statistics	KIM JG / KIM YG (KOR)						BAUS Valentin / GUERTLER J (GER)					
	Game					Match	Game					Match
	1	2	3	4	5		1	2	3	4	5	
Points won	11	9	16	11		47	8	11	15	5		39
Biggest lead	4	-	5	8		8	2	3	2	-		3
Points won on own serve	3	4	8	7		22	1	5	8	4		18
Points lost on own serve	7	6	7	1		21	8	5	8	4		25
Most consecutive points won	4	2	6	7		7	2	2	5	3		5
Greatest deficit overcome	2	-	2	-		2	-	-	-	-		-
Handedness/Grip	Right/ - Right/						Right/ - Right/					

Game/Match Statistics	Game					Match
	1	2	3	4	5	
Longest rally (strokes)	24	19	20	14		24
Average rally	9	8	5	5		6

Game Progress

1	KIM JG / KIM YG (KOR)	*-0	0	*-1	3	*-5	6	*-8	8	*-10	10	11						
	BAUS Valentin / GUERTLER J (GER)	0	*-2	3	*-3	3	*-4	4	*-6	6	*-8	8						
2	KIM JG / KIM YG (KOR)	0	*-0	1	*-2	3	*-4	5	*-6	7	*-9	9						
	BAUS Valentin / GUERTLER J (GER)	*-0	2	*-3	4	*-5	6	*-7	8	*-9	9	11						
3	KIM JG / KIM YG (KOR)	0	1	*-2	4	*-6	7	*-7	7	*-8	8	*-10	11	*-11	12	*-12	12	*-13
	BAUS Valentin / GUERTLER J (GER)	0	*-1	2	*-2	2	*-3	5	*-7	8	*-10	10	*-10	11	*-11	12	*-13	13
		14	*-14	15	*-15	16	17											
		*-13	14	*-14	15	*-15	15											
4	KIM JG / KIM YG (KOR)	0	*-1	3	*-4	6	*-8	10	*-10	11								
	BAUS Valentin / GUERTLER J (GER)	*-0	1	*-1	2	*-2	2	*-2	4	5								

Note:

The "Greatest deficit overcome" only applies when the pair ends up winning the game.

Legend:

- First player of pair is server - Second player of pair is server No. Number



Detailed Team Match Results

Resultados detalhados da partida por equipe

Republic of Korea (KOR) 2 - 0 Germany (GER)

Match 2: KIM Jung-Gil (KOR) 3-1 BAUS Valentin (GER)

Match Summary		Match	Game 1	Game 2	Game 3	Game 4	Game 5
KIM Jung-Gil	KOR	3	11	4	11	11	
BAUS Valentin	GER	1	6	11	7	8	
	Duration	25min	4min	4min	4min	6min	

Team Match No : 9 Table : 3 Umpires : KLECKER Roman (CZE) MONTES Marlos (BRA)

Player Statistics	KIM Jung-Gil (KOR)						BAUS Valentin (GER)					
	Game					Match	Game					Match
	1	2	3	4	5		1	2	3	4	5	
Points won	11	4	11	10		36	6	11	7	8		32
Biggest lead	5	-	4	3		5	2	7	1	-		7
Points won on own serve	7	3	6	6		22	4	7	3	5		19
Points lost on own serve	2	4	4	3		13	4	1	5	4		14
Most consecutive points won	5	2	3	3		5	2	4	1	2		4
Greatest deficit overcome	2	-	1	-		2	-	-	-	-		-
Handedness/Grip	Right/						Right/					

Game/Match Statistics	Game					Match
	1	2	3	4	5	
Longest rally (strokes)	9	6	13	12		13
Average rally	4	3	6	5		5

Game Progress

1	KIM Jung-Gil (KOR)	*0	0	*2	4	*4	6	*6	8	*10	11	
	BAUS Valentin (GER)	0	*2	2	*2	4	*4	6	*6	6	6	
2	KIM Jung-Gil (KOR)	0	*0	1	*1	2	*3	4	*4	4		
	BAUS Valentin (GER)	*0	2	*3	5	*6	7	*8	10	11		
3	KIM Jung-Gil (KOR)	*0	1	*2	4	*5	6	*7	8	*10	11	
	BAUS Valentin (GER)	0	*1	2	*2	3	*4	5	*6	6	7	
4	KIM Jung-Gil (KOR)	0	*1	3	*3	5	*6	6	*8	9	*10	11
	BAUS Valentin (GER)	0	1	*1	3	*3	4	*6	6	*7	8	8

Note:

The "Greatest deficit overcome" only applies when the player ends up winning the game.

Legend:

* Server No. Number



Detailed Team Match Results

Resultados detalhados da partida por equipe

People's Republic of China (CHN) 2 - 0 Egypt (EGY)

Team Match No : 10 Table : 1 Umpires : CHUNG Li-Chuan (TPE) DEMARIO Leonor (BRA)

Match 1		Match	Game 1	Game 2	Game 3	Game 4	Game 5
CAO Ningning / GUO X	CHN	3	11	11	5	11	11
SALEH S / TOLBA Hassaan	EGY	2	13	5	11	7	6
Duration		47min	10min	5min	7min	8min	9min

Match 2		Match	Game 1	Game 2	Game 3	Game 4	Game 5
A CAO Ningning	CHN	3	11	11	11		
X SALEH Sameh	EGY	0	6	2	2		
Duration		14min	5min	5min	4min		

Duration of Team Match	1h4min
------------------------	--------

Player Statistics	People's Republic of China (CHN)				Egypt (EGY)			
	Match			Team Match	Match			Team Match
	1	2	3		1	2	3	
Points won	49	33		82	41	10		51
Biggest lead	6	9		9	6	1		6
Points won on own serve	23	16		39	18	4		22
Points lost on own serve	23	6		29	26	17		43
Most consecutive points won	4	6		6	4	2		4
Greatest deficit overcome	1	1		1	1	-		1

Match/Team Match Statistics	Match			Team Match
	1	2	3	
Longest rally (strokes)	28	16		28
Average rally	8	5		7

Note:

The "Greatest deficit overcome" only applies when the player/pair ends up winning the game.

Legend:

No. Number



Detailed Team Match Results

Resultados detalhados da partida por equipe

People's Republic of China (CHN) 2 - 0 Egypt (EGY)

Match 1: CAO Ningning (CHN) 3-2 SALEH Sameh (EGY)
GUO Xingyuan TOLBA Hassaan

Match Summary	Match	Game 1	Game 2	Game 3	Game 4	Game 5
CAO Ningning / GUO X	CHN 3	11	11	5	11	11
SALEH Sameh / TOLBA Hassaan	EGY 2	13	5	11	7	6
Duration	47min	10min	5min	7min	8min	9min

Team Match No : 10 Table : 1 Umpires : CHUNG Li-Chuan (TPE) DEMARIO Leonor (BRA)

Player Statistics	CAO Ningning / GUO X (CHN)						SALEH S / TOLBA Hassaan (EGY)					
	Game					Match	Game					Match
	1	2	3	4	5		1	2	3	4	5	
Points won	11	11	5	11	11	49	13	5	10	7	6	41
Biggest lead	1	6	-	4	5	6	4	-	6	1	1	6
Points won on own serve	5	5	2	7	4	23	6	2	4	4	2	18
Points lost on own serve	7	3	6	3	4	23	6	6	3	4	7	26
Most consecutive points won	3	3	2	4	3	4	4	2	4	3	2	4
Greatest deficit overcome	-	-	-	1	1	1	1	-	-	-	-	1
Handedness/Grip	Right/ - Left/						Right/ - Right/					

Game/Match Statistics	Game					Match
	1	2	3	4	5	
Longest rally (strokes)	19	28	21	20	27	28
Average rally	8	7	7	10	9	8

Game Progress

1	CAO Ningning / GUO X (CHN)	0	*-1	1	*-1	3	*-3	4	*-6	7	*-9	10	*-11	11	*-11	11
	SALEH S / TOLBA Hassaan (EGY)	*-0	1	*-3	5	*-5	7	*-8	8	*-9	9	*-10	10	*-11	12	13
2	CAO Ningning / GUO X (CHN)	*-0	2	*-3	4	*-5	6	*-8	9	11						
	SALEH S / TOLBA Hassaan (EGY)	0	*-0	1	*-2	3	*-4	4	*-5	5						
3	CAO Ningning / GUO X (CHN)	0	*-1	1	*-1	3	*-3	3	*-5	5						
	SALEH S / TOLBA Hassaan (EGY)	0	1	*-3	5	*-5	7	*-9	9	11						
4	CAO Ningning / GUO X (CHN)	*-0	1	*-3	4	*-5	6	*-6	8	*-9	11					
	SALEH S / TOLBA Hassaan (EGY)	0	*-1	1	*-2	3	*-4	6	*-6	7	7					
5	CAO Ningning / GUO X (CHN)	0	*-1	3	*-4	4	*-6	7	*-9	10	11					
	SALEH S / TOLBA Hassaan (EGY)	*-0	1	*-1	2	*-4	4	*-5	5	*-6	6					

Note:

The "Greatest deficit overcome" only applies when the pair ends up winning the game.

Legend:

*- First player of pair is server *- Second player of pair is server No. Number



Detailed Team Match Results

Resultados detalhados da partida por equipe

People's Republic of China (CHN) 2 - 0 Egypt (EGY)

Match 2: CAO Ningning (CHN) 3-0 SALEH Sameh (EGY)

Match Summary		Match	Game 1	Game 2	Game 3	Game 4	Game 5
CAO Ningning	CHN	3	11	11	11		
SALEH Sameh	EGY	0	6	2	2		
Duration		14min	5min	5min	4min		

Team Match No : 10 Table : 1 Umpires : CHUNG Li-Chuan (TPE) DEMARIO Leonor (BRA)

Player Statistics	CAO Ningning (CHN)						SALEH Sameh (EGY)					
	Game					Match	Game					Match
	1	2	3	4	5		1	2	3	4	5	
Points won	11	11	11			33	6	2	2			10
Biggest lead	5	9	9			9	1	-	-			1
Points won on own serve	6	4	6			16	3	0	1			4
Points lost on own serve	3	2	1			6	5	7	5			17
Most consecutive points won	3	6	5			6	2	1	1			2
Greatest deficit overcome	1	-	-			1	-	-	-			-
Handedness/Grip	Right/						Right/					

Game/Match Statistics	Game					Match
	1	2	3	4	5	
Longest rally (strokes)	11	16	8			16
Average rally	6	6	5			5

Game Progress

1	CAO Ningning (CHN)	*0	1	*3	4	*5	6	*7	9	*10	11
	SALEH Sameh (EGY)	0	*1	1	*2	3	*4	5	*5	6	6
2	CAO Ningning (CHN)	0	*2	4	*6	7	*9	10	11		
	SALEH Sameh (EGY)	*0	0	*0	0	*1	1	*2	2		
3	CAO Ningning (CHN)	*0	2	*4	5	*7	9	*10	11		
	SALEH Sameh (EGY)	0	*0	0	*1	1	*1	2	2		

Note:

The "Greatest deficit overcome" only applies when the player ends up winning the game.

Legend:

* Server

No. Number



Detailed Team Match Results

Resultados detalhados da partida por equipe

France (FRA) 0 - 2 Chinese Taipei (TPE)

Team Match No : 11 Table : 5 Umpires : MUCHA Heike (GER) BOTH Flavio (BRA)

Match 1			Match	Game 1	Game 2	Game 3	Game 4	Game 5
	THOMAS M / SAVANT AIRA N	FRA	1	11	9	9	9	
	CHENG Ming-Chih / LIN Yen-Hung	TPE	3	9	11	11	11	
Duration			39min	7min	8min	9min	9min	

Match 2			Match	Game 1	Game 2	Game 3	Game 4	Game 5
A	THOMAS Maxime	FRA	2	11	11	9	6	10
X	CHENG Ming-Chih	TPE	3	7	7	11	11	12
Duration			34min	4min	5min	6min	6min	7min

Duration of Team Match	1h17min
------------------------	---------

Player Statistics	France (FRA)				Chinese Taipei (TPE)			
	Match			Team Match	Match			Team Match
	1	2	3		1	2	3	
Points won	36	47		83	42	46		88
Biggest lead	2	5		5	7	5		7
Points won on own serve	20	27		47	22	26		48
Points lost on own serve	20	20		40	16	20		36
Most consecutive points won	7	5		7	7	4		7
Greatest deficit overcome	5	1		5	1	5		5

Match/Team Match Statistics	Match			Team Match
	1	2	3	
Longest rally (strokes)	42	32		42
Average rally	10	6		8

Note:

The "Greatest deficit overcome" only applies when the player/pair ends up winning the game.

Legend:

No. Number



Detailed Team Match Results

Resultados detalhados da partida por equipe

France (FRA) **0 - 2** Chinese Taipei (TPE)

Match 1: THOMAS Maxime (FRA) **1-3** CHENG Ming-Chih (TPE)
SAVANT AIRA Nicolas LIN Yen-Hung

Match Summary		Match	Game 1	Game 2	Game 3	Game 4	Game 5
THOMAS Maxime / SAVANT AIRA N	FRA	1	11	9	9	9	
CHENG Ming-Chih / LIN Yen-Hung	TPE	3	9	11	11	11	
Duration		39min	7min	8min	9min	9min	

Team Match No : 11 Table : 5 Umpires : MUCHA Heike (GER) BOTH Flavio (BRA)

Player Statistics	THOMAS M / SAVANT AIRA N (FRA)						CHENG Ming-Chih / LIN Yen-Hung (TPE)					
	Game					Match	Game					Match
	1	2	3	4	5		1	2	3	4	5	
Points won	10	9	8	9		36	9	11	11	11		42
Biggest lead	2	1	1	-		2	5	3	2	7		7
Points won on own serve	5	6	5	4		20	4	7	6	5		22
Points lost on own serve	5	4	5	6		20	5	3	3	5		16
Most consecutive points won	5	3	2	7		7	6	2	2	7		7
Greatest deficit overcome	5	-	-	-		5	-	1	1	-		1
Handedness/Grip	Right/ - Right/						Right/ - Right/					

Game/Match Statistics	Game					Match
	1	2	3	4	5	
Longest rally (strokes)	24	30	42	37		42
Average rally	7	8	14	12		10

Game Progress

1	THOMAS M / SAVANT AIRA N (FRA)	0	*-1	1	*-1	2	*-3	4	*-6	7	*-9	11
	CHENG Ming-Chih / LIN Yen-Hung (TPE)	0	1	*-3	5	*-6	7	*-8	8	*-9	9	9
2	THOMAS M / SAVANT AIRA N (FRA)	*-0	1	*-2	3	*-4	5	*-5	6	*-7	9	9
	CHENG Ming-Chih / LIN Yen-Hung (TPE)	0	*-1	2	*-3	4	*-5	7	*-8	9	*-9	11
3	THOMAS M / SAVANT AIRA N (FRA)	0	*-1	2	*-2	3	*-5	6	*-6	7	*-8	9
	CHENG Ming-Chih / LIN Yen-Hung (TPE)	0	1	*-2	4	*-5	5	*-6	8	*-9	10	11
4	THOMAS M / SAVANT AIRA N (FRA)	*-0	0	*-0	0	*-1	2	*-4	6	*-8	9	9
	CHENG Ming-Chih / LIN Yen-Hung (TPE)	0	*-2	4	*-6	7	*-8	8	*-8	8	*-9	11

Note:

The "Greatest deficit overcome" only applies when the pair ends up winning the game.

Legend:

*- First player of pair is server *- Second player of pair is server No. Number



Detailed Team Match Results

Resultados detalhados da partida por equipe

France (FRA) **0 - 2** Chinese Taipei (TPE)

Match 2: THOMAS Maxime (FRA) **2-3** CHENG Ming-Chih (TPE)

Match Summary		Match	Game 1	Game 2	Game 3	Game 4	Game 5
THOMAS Maxime	FRA	2	11	11	9	6	10
CHENG Ming-Chih	TPE	3	7	7	11	11	12
	Duration	34min	4min	5min	6min	6min	7min

Team Match No : 11 Table : 5 Umpires : MUCHA Heike (GER) BOTH Flavio (BRA)

Player Statistics	THOMAS Maxime (FRA)						CHENG Ming-Chih (TPE)					
	Game					Match	Game					Match
	1	2	3	4	5		1	2	3	4	5	
Points won	11	11	9	6	10	47	6	7	11	10	12	46
Biggest lead	4	4	2	1	5	5	1	1	2	5	2	5
Points won on own serve	8	7	5	2	5	27	6	4	6	4	6	26
Points lost on own serve	0	3	5	6	6	20	3	4	4	4	5	20
Most consecutive points won	4	5	4	2	5	5	2	2	4	3	4	4
Greatest deficit overcome	1	1	-	-	-	1	-	-	2	1	5	5
Handedness/Grip	Right/						Right/					

Game/Match Statistics	Game					Match
	1	2	3	4	5	
Longest rally (strokes)	10	22	32	20	24	32
Average rally	4	6	7	8	7	6

Game Progress

1	THOMAS Maxime (FRA)	0	*1	3	*4	6	*6	8	*8	10	11			
	CHENG Ming-Chih (TPE)	0	1	*1	2	*2	4	*4	6	*6	7			
2	THOMAS Maxime (FRA)	*0	1	*2	3	*5	7	*7	8	*9	11			
	CHENG Ming-Chih (TPE)	0	*1	2	*3	3	*3	5	*6	7	7			
3	THOMAS Maxime (FRA)	0	*1	2	*2	4	*6	7	*8	9	*9	9		
	CHENG Ming-Chih (TPE)	*0	1	*2	4	*4	4	*5	6	*7	9	11		
4	THOMAS Maxime (FRA)	0	1	*2	3	*4	4	*5	5	*6	6			
	CHENG Ming-Chih (TPE)	0	*1	2	*3	4	*6	7	*9	10	11			
5	THOMAS Maxime (FRA)	0	*2	4	*5	5	*7	8	*8	9	*9	10	*10	10
	CHENG Ming-Chih (TPE)	*0	0	*0	1	*3	3	*4	6	*7	9	*10	11	12

Note:

The "Greatest deficit overcome" only applies when the player ends up winning the game.

Legend:

* Server

No. Number



Detailed Team Match Results

Resultados detalhados da partida por equipe

Turkey (TUR) 2 - 0 Nigeria (NGR)

Team Match No : 12 Table : 3 Umpires : RIVERO Ernesto (VEN) VILANOVA Flavia (BRA)

Match 1		Match	Game 1	Game 2	Game 3	Game 4	Game 5
OZTURK A / TURAN N	TUR	3	11	11	11		
KOLEOSHO A / NICK EC	NGR	0	4	4	4		
Duration		14min	4min	4min	4min		

Match 2		Match	Game 1	Game 2	Game 3	Game 4	Game 5
A OZTURK Ali	TUR	3	11	7	11	11	
X KOLEOSHO Ahmed	NGR	1	6	11	3	8	
Duration		18min	3min	4min	3min	5min	

Duration of Team Match	35min
------------------------	-------

Player Statistics	Turkey (TUR)			Team Match	Nigeria (NGR)			Team Match
	Match				Match			
	1	2	3		1	2	3	
Points won	33	40		73	12	27		39
Biggest lead	7	10		10	1	4		4
Points won on own serve	18	22		40	7	16		23
Points lost on own serve	5	11		16	15	18		33
Most consecutive points won	7	10		10	3	6		6
Greatest deficit overcome	1	1		1	-	1		1

Match/Team Match Statistics	Match			Team Match
	1	2	3	
Longest rally (strokes)	16	19		19
Average rally	6	5		5

Note:
The "Greatest deficit overcome" only applies when the player/pair ends up winning the game.

Legend:
No. Number



Detailed Team Match Results

Resultados detalhados da partida por equipe

Turkey (TUR) 2 - 0 Nigeria (NGR)

Match 1: **OZTURK Abdullah (TUR)** 3-0 **KOLEOSHO Ahmed (NGR)**
TURAN Nesim **NICK Emmanuel Chinedu**

Match Summary		Match	Game 1	Game 2	Game 3	Game 4	Game 5
OZTURK Abdullah / TURAN N	TUR	3	11	11	11		
KOLEOSHO Ahmed / NICK EC	NGR	0	4	4	4		
	Duration	14min	4min	4min	4min		

Team Match No : 12 Table : 3 Umpires : RIVERO Ernesto (VEN) VILANOVA Flavia (BRA)

Player Statistics	OZTURK A / TURAN N (TUR)						KOLEOSHO A / NICK EC (NGR)					
	Game					Match	Game					Match
	1	2	3	4	5		1	2	3	4	5	
Points won	11	11	11			33	4	4	4			12
Biggest lead	7	7	7			7	-	1	-			1
Points won on own serve	7	4	7			18	3	1	3			7
Points lost on own serve	1	3	1			5	4	7	4			15
Most consecutive points won	4	4	7			7	2	1	3			3
Greatest deficit overcome	-	1	-			1	-	-	-			-
Handedness/Grip	Right/ - Right/						Right/ - Right/					

Game/Match Statistics	Game					Match
	1	2	3	4	5	
Longest rally (strokes)	10	16	12			16
Average rally	6	6	6			6

Game Progress

1	OZTURK A / TURAN N (TUR)	-*0	2	*-4	5	-*6	8	*-8	10	11
	KOLEOSHO A / NICK EC (NGR)	0	*-0	0	*-1	2	*-2	4	*-4	4
2	OZTURK A / TURAN N (TUR)	0	*-1	2	*-4	5	-*7	8	*-10	11
	KOLEOSHO A / NICK EC (NGR)	*-0	1	*-2	2	*-3	3	*-4	4	4
3	OZTURK A / TURAN N (TUR)	-*0	2	*-4	6	-*7	8	*-8	10	11
	KOLEOSHO A / NICK EC (NGR)	0	*-0	0	*-0	1	*-2	4	*-4	4

Note:

The "Greatest deficit overcome" only applies when the pair ends up winning the game.

Legend:

- First player of pair is server - Second player of pair is server No. Number



Detailed Team Match Results

Resultados detalhados da partida por equipe

Turkey (TUR) **2 - 0** Nigeria (NGR)

Match 2: **OZTURK Ali (TUR)** **3-1** **KOLEOSHO Ahmed (NGR)**

Match Summary		Match	Game 1	Game 2	Game 3	Game 4	Game 5
OZTURK Ali	TUR	3	11	7	11	11	
KOLEOSHO Ahmed	NGR	1	6	11	3	8	
Duration		18min	3min	4min	3min	5min	

Team Match No : 12 Table : 3 Umpires : RIVERO Ernesto (VEN) VILANOVA Flavia (BRA)

Player Statistics	OZTURK Ali (TUR)						KOLEOSHO Ahmed (NGR)					
	Game					Match	Game					Match
	1	2	3	4	5		1	2	3	4	5	
Points won	11	7	11	11		40	6	11	2	8		27
Biggest lead	10	1	8	3		10	-	4	1	1		4
Points won on own serve	7	3	7	5		22	4	6	2	4		16
Points lost on own serve	2	5	0	4		11	4	4	4	6		18
Most consecutive points won	10	2	6	4		10	6	5	1	3		6
Greatest deficit overcome	-	-	1	1		1	-	1	-	-		1
Handedness/Grip	Right/						Right/					

Game/Match Statistics	Game					Match
	1	2	3	4	5	
Longest rally (strokes)	7	10	10	19		19
Average rally	4	4	5	6		5

Game Progress

1	OZTURK Ali (TUR)	*0	2	*4	6	*8	10	*10	10	*10	11	
	KOLEOSHO Ahmed (NGR)	0	*0	0	*0	0	*0	2	*4	6	6	
2	OZTURK Ali (TUR)	0	*1	2	*3	4	*5	6	*6	6	7	
	KOLEOSHO Ahmed (NGR)	*0	1	*2	3	*4	5	*6	8	*10	11	
3	OZTURK Ali (TUR)	0	1	*2	4	*5	7	*9	11			
	KOLEOSHO Ahmed (NGR)	0	*1	2	*2	3	*3	3	3		3	
4	OZTURK Ali (TUR)	0	*1	2	*4	5	*6	6	*7	9	*10	11
	KOLEOSHO Ahmed (NGR)	*0	1	*2	2	*3	4	*6	7	*7	8	8

Note:

The "Greatest deficit overcome" only applies when the player ends up winning the game.

Legend:

* Server No. Number



Detailed Team Match Results

Resultados detalhados da partida por equipe

People's Republic of China (CHN) **1 - 2** Republic of Korea (KOR)

Team Match No : 13 Table : 3 Umpires : HOPKINS Alan Leslie (AUS) MUCHA Heike (GER)

Match 1		Match	Game 1	Game 2	Game 3	Game 4	Game 5
CAO N / GUO X	CHN	3	8	11	11	13	
KIM JG / KIM YG	KOR	1	11	7	9	11	
Duration		37min	7min	6min	7min	10min	

Match 2		Match	Game 1	Game 2	Game 3	Game 4	Game 5
A CAO Ningning	CHN	1	11	4	11	6	
X KIM Jung-Gil	KOR	3	13	11	4	11	
Duration		35min	8min	5min	6min	8min	

Match 3		Match	Game 1	Game 2	Game 3	Game 4	Game 5
B ZHANG Yan	CHN	0	4	11	2		
Y KIM Young Gun	KOR	3	11	13	11		
Duration		23min	5min	8min	4min		

Duration of Team Match	1h47min
------------------------	---------

Player Statistics	People's Republic of China (CHN)				Republic of Korea (KOR)			
	Match			Team Match	Match			Team Match
	1	2	3		1	2	3	
Points won	43	32	17	92	38	38	35	111
Biggest lead	5	7	2	7	4	7	9	9
Points won on own serve	22	19	8	49	20	22	18	60
Points lost on own serve	18	16	17	51	21	13	9	43
Most consecutive points won	4	6	2	6	6	5	7	7
Greatest deficit overcome	4	2	-	4	-	2	2	2

Match/Team Match Statistics	Match			Team Match
	1	2	3	
Longest rally (strokes)	24	38	25	38
Average rally	7	7	8	7

Note:
The "Greatest deficit overcome" only applies when the player/pair ends up winning the game.

Legend:
No. Number



Detailed Team Match Results

Resultados detalhados da partida por equipe

People's Republic of China (CHN) **1 - 2** Republic of Korea (KOR)

Match 1: **CAO Ningning (CHN)** **3-1** **KIM Jung-Gil (KOR)**
GUO Xingyuan **KIM Young Gun**

Match Summary	Match	Game 1	Game 2	Game 3	Game 4	Game 5
CAO Ningning / GUO X	CHN 3	8	11	11	13	
KIM Jung-Gil / KIM YG	KOR 1	11	7	9	11	
Duration	37min	7min	6min	7min	10min	

Team Match No : 13 Table : 3 Umpires : HOPKINS Alan Leslie (AUS) MUCHA Heike (GER)

Player Statistics	CAO N / GUO X (CHN)						KIM JG / KIM YG (KOR)					
	Game					Match	Game					Match
	1	2	3	4	5		1	2	3	4	5	
Points won	8	11	11	13		43	11	7	9	11		38
Biggest lead	-	5	3	2		5	3	-	-	4		4
Points won on own serve	4	6	6	6		22	5	5	5	5		20
Points lost on own serve	6	2	4	6		18	4	5	5	7		21
Most consecutive points won	3	4	3	3		4	3	2	3	6		6
Greatest deficit overcome	-	-	-	4		4	-	-	-	-		-
Handedness/Grip	Right/ - Left/						Right/ - Right/					

Game/Match Statistics	Game				Match
	1	2	3	4	
Longest rally (strokes)	14	16	23	24	24
Average rally	6	5	6	8	7

Game Progress

1	CAO N / GUO X (CHN)	*-0	0	*-2	3	*-3	5	*-5	6	*-8	8	8				
	KIM JG / KIM YG (KOR)	0	*-2	2	*-3	5	*-5	7	*-8	8	*-10	11				
2	CAO N / GUO X (CHN)	0	*-1	3	*-5	6	*-6	8	*-9	10	11					
	KIM JG / KIM YG (KOR)	*-0	1	*-1	1	*-2	4	*-4	5	*-6	7					
3	CAO N / GUO X (CHN)	*-0	1	*-3	4	*-4	5	*-7	8	*-8	10	11				
	KIM JG / KIM YG (KOR)	0	*-1	1	*-2	4	*-5	5	*-6	8	*-8	9				
4	CAO N / GUO X (CHN)	0	*-2	2	*-2	2	*-4	5	*-6	7	*-8	10	*-10	11	*-12	13
	KIM JG / KIM YG (KOR)	*-0	0	*-2	4	*-6	6	*-7	8	*-9	10	*-10	11	*-11	11	11

Note:

The "Greatest deficit overcome" only applies when the pair ends up winning the game.

Legend:

*- First player of pair is server *- Second player of pair is server No. Number



Detailed Team Match Results

Resultados detalhados da partida por equipe

People's Republic of China (CHN) **1 - 2** Republic of Korea (KOR)

Match 2: CAO Ningning (CHN) **1-3** KIM Jung-Gil (KOR)

Match Summary		Match	Game 1	Game 2	Game 3	Game 4	Game 5
CAO Ningning	CHN	1	11	4	11	6	
KIM Jung-Gil	KOR	3	13	11	4	11	
Duration		35min	8min	5min	6min	8min	

Team Match No : 13 Table : 3 Umpires : HOPKINS Alan Leslie (AUS) MUCHA Heike (GER)

Player Statistics	CAO Ningning (CHN)						KIM Jung-Gil (KOR)					
	Game					Match	Game					Match
	1	2	3	4	5		1	2	3	4	5	
Points won	11	4	11	6		32	13	11	4	10		38
Biggest lead	2	-	7	-		7	3	7	2	5		7
Points won on own serve	6	3	7	3		19	7	7	3	5		22
Points lost on own serve	6	4	1	5		16	5	1	4	3		13
Most consecutive points won	3	2	6	3		6	5	4	3	4		5
Greatest deficit overcome	-	-	2	-		2	2	-	-	-		2
Handedness/Grip	Right/						Right/					

Game/Match Statistics	Game					Match
	1	2	3	4	5	
Longest rally (strokes)	16	19	38	25		38
Average rally	6	7	8	9		7

Game Progress

1	CAO Ningning (CHN)	*0	2	*2	2	*3	5	*6	6	*8	9	*10	11	*11	11	11
	KIM Jung-Gil (KOR)	0	*0	2	*4	5	*5	6	*8	8	*9	10	*10	11	*12	13
2	CAO Ningning (CHN)	0	*0	2	*2	2	*3	4	*4	4						
	KIM Jung-Gil (KOR)	*0	2	*2	4	*6	7	*8	10	11						
3	CAO Ningning (CHN)	*0	1	*1	3	*5	7	*8	10	11						
	KIM Jung-Gil (KOR)	0	*1	3	*3	3	*3	4	*4	4						
4	CAO Ningning (CHN)	0	*0	1	*2	3	*3	4	*6	6	6					6
	KIM Jung-Gil (KOR)	0	2	*3	4	*5	7	*8	8	*10	11					

Note:

The "Greatest deficit overcome" only applies when the player ends up winning the game.

Legend:

* Server

No. Number



Detailed Team Match Results

Resultados detalhados da partida por equipe

People's Republic of China (CHN) **1 - 2** Republic of Korea (KOR)

Match 3: ZHANG Yan (CHN) **0-3** KIM Young Gun (KOR)

Match Summary		Match	Game 1	Game 2	Game 3	Game 4	Game 5
ZHANG Yan	CHN	0	4	11	2		
KIM Young Gun	KOR	3	11	13	11		
Duration		23min	5min	8min	4min		

Team Match No : 13 Table : 3 Umpires : HOPKINS Alan Leslie (AUS) MUCHA Heike (GER)

Player Statistics	ZHANG Yan (CHN)						KIM Young Gun (KOR)					
	Game					Match	Game					Match
	1	2	3	4	5		1	2	3	4	5	
Points won	4	11	2			17	11	13	11			35
Biggest lead	1	2	-			2	7	3	9			9
Points won on own serve	1	7	0			8	5	8	5			18
Points lost on own serve	6	5	6			17	3	4	2			9
Most consecutive points won	1	2	1			2	6	5	7			7
Greatest deficit overcome	-	-	-			-	1	2	-			2
Handedness/Grip	Right/						Right/					

Game/Match Statistics	Game					Match
	1	2	3	4	5	
Longest rally (strokes)	17	25	23			25
Average rally	6	8	10			8

Game Progress

1	ZHANG Yan (CHN)	0	*1	1	*1	2	*3	3	*4	4						
	KIM Young Gun (KOR)	*0	1	*3	5	*6	7	*9	10	11						
2	ZHANG Yan (CHN)	*0	2	*3	3	*3	4	*5	6	*7	9	*10	11	*11	11	11
	KIM Young Gun (KOR)	0	*0	1	*3	5	*6	7	*8	9	*9	10	*10	11	*12	13
3	ZHANG Yan (CHN)	0	*1	1	*2	2	*2	2	2							
	KIM Young Gun (KOR)	*0	1	*3	4	*6	8	*10	11							

Note:

The "Greatest deficit overcome" only applies when the player ends up winning the game.

Legend:

* Server

No. Number



Detailed Team Match Results

Resultados detalhados da partida por equipe

Chinese Taipei (TPE) 2 - 0 Turkey (TUR)

Team Match No : 14 Table : 1 Umpires : da SILVA Ivam (BRA) MANCINI Marco (BRA)

Match 1		Match	Game 1	Game 2	Game 3	Game 4	Game 5
CHENG Ming-Chih / LIN Yen-Hung	TPE	3	11	11	11	12	
OZTURK A / TURAN N	TUR	1	7	8	13	10	
Duration		43min	7min	8min	12min	10min	

Match 2		Match	Game 1	Game 2	Game 3	Game 4	Game 5
A CHENG Ming-Chih	TPE	3	9	11	7	11	11
X OZTURK Ali	TUR	2	11	9	11	9	3
Duration		36min	5min	6min	6min	6min	5min

Duration of Team Match	1h23min
------------------------	---------

Player Statistics	Chinese Taipei (TPE)			Team Match	Turkey (TUR)			Team Match
	Match				Match			
	1	2	3		1	2	3	
Points won	44	49		93	38	42		80
Biggest lead	5	8		8	2	4		4
Points won on own serve	23	27		50	20	21		41
Points lost on own serve	18	21		39	21	22		43
Most consecutive points won	6	7		7	5	4		5
Greatest deficit overcome	2	4		4	2	1		2

Match/Team Match Statistics	Match			Team Match
	1	2	3	
Longest rally (strokes)	73	17		73
Average rally	15	6		10

Note:
The "Greatest deficit overcome" only applies when the player/pair ends up winning the game.

Legend:
No. Number



Detailed Team Match Results

Resultados detalhados da partida por equipe

Chinese Taipei (TPE) 2 - 0 Turkey (TUR)

Match 1: **CHENG Ming-Chih (TPE)** 3-1 **OZTURK Abdullah (TUR)**
LIN Yen-Hung **TURAN Nesim**

Match Summary		Match	Game 1	Game 2	Game 3	Game 4	Game 5
CHENG Ming-Chih / LIN Yen-Hung	TPE	3	11	11	11	12	
OZTURK Abdullah / TURAN N	TUR	1	7	8	13	10	
	Duration	43min	7min	8min	12min	10min	

Team Match No : 14 Table : 1 Umpires : da SILVA Ivam (BRA) MANCINI Marco (BRA)

Player Statistics	CHENG Ming-Chih / LIN Yen-Hung (TPE)						OZTURK A / TURAN N (TUR)					
	Game					Match	Game					Match
	1	2	3	4	5		1	2	3	4	5	
Points won	11	11	10	12		44	7	8	13	10		38
Biggest lead	4	3	2	5		5	-	2	2	1		2
Points won on own serve	6	7	3	7		23	3	6	5	6		20
Points lost on own serve	4	2	8	4		18	5	4	7	5		21
Most consecutive points won	3	4	3	6		6	2	3	3	5		5
Greatest deficit overcome	-	2	-	1		2	-	-	2	-		2
Handedness/Grip	Right/ - Right/						Right/ - Right/					

Game/Match Statistics	Game					Match
	1	2	3	4	5	
Longest rally (strokes)	17	43	73	61		73
Average rally	10	10	22	16		15

Game Progress

1	CHENG Ming-Chih / LIN Yen-Hung (TPE)	-*0	1	*-3	4	-*5	6	*-7	9	-*10	11					
	OZTURK A / TURAN N (TUR)	0	-*1	1	*-2	3	-*4	5	*-5	6	7					
2	CHENG Ming-Chih / LIN Yen-Hung (TPE)	0	-*1	2	*-2	4	-*5	6	*-7	9	-*10	11				
	OZTURK A / TURAN N (TUR)	-*0	1	*-2	4	-*4	5	*-6	7	-*7	8	8				
3	CHENG Ming-Chih / LIN Yen-Hung (TPE)	0	1	*-2	3	-*5	5	*-7	7	-*8	9	*-10	11	*-11	11	11
	OZTURK A / TURAN N (TUR)	0	-*1	2	*-3	3	-*5	5	*-7	8	-*9	10	*-10	11	*-12	13
4	CHENG Ming-Chih / LIN Yen-Hung (TPE)	0	-*1	3	*-5	6	-*6	8	*-9	9	-*9	10	*-11	12		
	OZTURK A / TURAN N (TUR)	-*0	1	*-1	1	-*2	4	*-4	5	-*7	9	*-10	10	10		

Note:

The "Greatest deficit overcome" only applies when the pair ends up winning the game.

Legend:

*- First player of pair is server *- Second player of pair is server No. Number



Detailed Team Match Results

Resultados detalhados da partida por equipe

Chinese Taipei (TPE) 2 - 0 Turkey (TUR)

Match 2: CHENG Ming-Chih (TPE) 3-2 OZTURK Ali (TUR)

Match Summary		Match	Game 1	Game 2	Game 3	Game 4	Game 5
CHENG Ming-Chih	TPE	3	9	11	7	11	11
OZTURK Ali	TUR	2	11	9	11	9	3
	Duration	36min	5min	6min	6min	6min	5min

Team Match No : 14 Table : 1 Umpires : da SILVA Ivam (BRA) MANCINI Marco (BRA)

Player Statistics	CHENG Ming-Chih (TPE)						OZTURK Ali (TUR)					
	Game					Match	Game					Match
	1	2	3	4	5		1	2	3	4	5	
Points won	9	11	7	11	11	49	11	9	11	8	3	42
Biggest lead	1	3	-	2	8	8	3	4	4	2	1	4
Points won on own serve	5	6	2	7	7	27	6	5	3	5	2	21
Points lost on own serve	5	4	8	3	1	21	4	5	5	4	4	22
Most consecutive points won	2	7	2	3	7	7	2	4	3	3	1	4
Greatest deficit overcome	-	4	-	2	1	4	1	-	-	-	-	1
Handedness/Grip	Right/						Right/					

Game/Match Statistics	Game					Match
	1	2	3	4	5	
Longest rally (strokes)	15	11	13	11	17	17
Average rally	6	4	6	5	8	6

Game Progress

1	CHENG Ming-Chih (TPE)	*0	1	*2	3	*3	4	*5	6	*7	8	9
	OZTURK Ali (TUR)	0	*1	2	*3	5	*6	7	*8	9	*10	11
2	CHENG Ming-Chih (TPE)	0	*1	2	*3	3	*3	5	*7	9	*10	11
	OZTURK Ali (TUR)	*0	1	*2	3	*5	7	*7	7	*7	8	9
3	CHENG Ming-Chih (TPE)	*0	0	*1	2	*3	3	*5	6	*7	7	
	OZTURK Ali (TUR)	0	*2	3	*4	5	*7	7	*8	9	11	
4	CHENG Ming-Chih (TPE)	0	*1	2	*2	4	*5	7	*8	8	*9	11
	OZTURK Ali (TUR)	0	1	*2	4	*4	5	*5	6	*8	9	9
5	CHENG Ming-Chih (TPE)	*0	1	*2	4	*5	7	*9	11			
	OZTURK Ali (TUR)	0	*1	2	*2	3	*3	3	3			

Note:
The "Greatest deficit overcome" only applies when the player ends up winning the game.

Legend:
* Server
No. Number



Detailed Team Match Results

Resultados detalhados da partida por equipe

People's Republic of China (CHN) 1 - 2 Turkey (TUR)

Team Match No : 15 Table : 3 Umpires : BOUDJEHEM Abdellah (ALG) dos SANTOS Danilo (BRA)

Match 1			Match	Game 1	Game 2	Game 3	Game 4	Game 5
	GUO X / CAO N	CHN	1	13	6	8	7	
	OZTURK A / OZTURK A	TUR	3	11	11	11	11	
Duration			37min	10min	6min	8min	6min	

Match 2			Match	Game 1	Game 2	Game 3	Game 4	Game 5
A	GUO Xingyuan	CHN	3	4	11	11	7	11
X	OZTURK Ali	TUR	2	11	9	7	11	7
Duration			40min	5min	7min	7min	6min	7min

Match 3			Match	Game 1	Game 2	Game 3	Game 4	Game 5
B	CAO Ningning	CHN	2	11	3	10	11	7
Y	OZTURK Abdullah	TUR	3	5	11	12	6	11
Duration			39min	5min	4min	10min	6min	7min

Duration of Team Match	2h4min
------------------------	--------

Player Statistics	People's Republic of China (CHN)				Turkey (TUR)			
	Match			Team Match	Match			Team Match
	1	2	3		1	2	3	
Points won	34	43	41	118	43	45	45	133
Biggest lead	3	4	6	6	5	7	8	8
Points won on own serve	21	27	22	70	27	26	23	76
Points lost on own serve	16	19	22	57	13	16	19	48
Most consecutive points won	4	6	5	6	4	5	5	5
Greatest deficit overcome	1	4	2	4	1	1	3	3

Match/Team Match Statistics	Match			Team Match
	1	2	3	
Longest rally (strokes)	16	16	33	33
Average rally	6	6	8	6

Note:

The "Greatest deficit overcome" only applies when the player/pair ends up winning the game.

Legend:

No. Number



Detailed Team Match Results

Resultados detalhados da partida por equipe

People's Republic of China (CHN) **1 - 2** Turkey (TUR)

Match 1: GUO Xingyuan (CHN) **1-3** OZTURK Ali (TUR)
 CAO Ningyuan OZTURK Abdullah

Match Summary		Match	Game 1	Game 2	Game 3	Game 4	Game 5
GUO Xingyuan / CAO N	CHN	1	13	6	8	7	
OZTURK Ali / OZTURK A	TUR	3	11	11	11	11	
Duration		37min	10min	6min	8min	6min	

Team Match No : 15 Table : 3 Umpires : BOUDJEHEM Abdellah (ALG) dos SANTOS Danilo (BRA)

Player Statistics	GUO X / CAO N (CHN)						OZTURK A / OZTURK A (TUR)					
	Game					Match	Game					Match
	1	2	3	4	5		1	2	3	4	5	
Points won	13	6	8	7		34	11	11	10	11		43
Biggest lead	3	-	-	1		3	1	5	4	4		5
Points won on own serve	9	3	6	3		21	8	6	7	6		27
Points lost on own serve	3	5	3	5		16	4	3	2	4		13
Most consecutive points won	4	2	3	2		4	4	3	4	3		4
Greatest deficit overcome	1	-	-	-		1	-	-	-	1		1
Handedness/Grip	Left/ - Right/						Right/ - Right/					

Game/Match Statistics	Game					Match
	1	2	3	4	5	
Longest rally (strokes)	13	12	10	16		16
Average rally	6	6	5	5		6

Game Progress

1	GUO X / CAO N (CHN)	-*0	2	*-2	4	-*4	5	*-6	8	-*9	9	*-10	11	-*11	12	13
	OZTURK A / OZTURK A (TUR)	0	-*0	2	*-2	4	-*5	6	*-6	7	-*9	10	*-10	11	-*11	11
2	GUO X / CAO N (CHN)	0	-*0	1	*-2	2	-*3	4	*-5	6						6
	OZTURK A / OZTURK A (TUR)	-*0	2	*-3	4	-*6	7	*-8	9	-*10						11
3	GUO X / CAO N (CHN)	0	0	*-1	3	-*3	5	*-5	5	-*6	8					8
	OZTURK A / OZTURK A (TUR)	0	-*2	3	*-3	5	-*5	7	*-9	10	-*10					11
4	GUO X / CAO N (CHN)	0	-*1	1	*-3	4	-*5	6	*-6	7						7
	OZTURK A / OZTURK A (TUR)	-*0	1	*-3	3	-*4	5	*-6	8	-*9						11

Note:

The "Greatest deficit overcome" only applies when the pair ends up winning the game.

Legend:

- First player of pair is server - Second player of pair is server No. Number



Detailed Team Match Results

Resultados detalhados da partida por equipe

People's Republic of China (CHN) **1 - 2** Turkey (TUR)

Match 2: **GUO Xingyuan (CHN) 3-2** **OZTURK Ali (TUR)**

Match Summary		Match	Game 1	Game 2	Game 3	Game 4	Game 5
GUO Xingyuan	CHN	3	4	11	11	7	11
OZTURK Ali	TUR	2	11	9	7	11	7
	Duration	40min	5min	7min	7min	6min	7min

Team Match No : 15 Table : 3 Umpires : BOUDJEHEM Abdellah (ALG) dos SANTOS Danilo (BRA)

Player Statistics	GUO Xingyuan (CHN)						OZTURK Ali (TUR)					
	Game					Match	Game					Match
	1	2	3	4	5		1	2	3	4	5	
Points won	4	11	11	6	11	43	11	9	7	11	7	45
Biggest lead	1	2	4	1	4	4	7	2	2	6	4	7
Points won on own serve	2	7	8	3	7	27	5	6	5	6	4	26
Points lost on own serve	6	3	2	5	3	19	2	4	3	3	4	16
Most consecutive points won	1	4	4	3	6	6	5	3	3	4	4	5
Greatest deficit overcome	-	2	2	-	4	4	1	-	-	1	-	1
Handedness/Grip	Left/						Right/					

Game/Match Statistics	Game					Match
	1	2	3	4	5	
Longest rally (strokes)	13	9	12	10	16	16
Average rally	5	5	6	5	7	6

Game Progress

1	GUO Xingyuan (CHN)	*0	1	*1	1	*2	3	*4	4	4		
	OZTURK Ali (TUR)	0	*1	3	*5	6	*7	8	*10	11		
2	GUO Xingyuan (CHN)	0	*0	2	*4	5	*5	6	*7	9	*10	11
	OZTURK Ali (TUR)	*0	2	*2	2	*3	5	*6	7	*7	8	9
3	GUO Xingyuan (CHN)	*0	2	*2	3	*3	5	*6	8	*10	11	
	OZTURK Ali (TUR)	0	*0	2	*3	5	*5	6	*6	6	7	
4	GUO Xingyuan (CHN)	0	*1	1	*2	2	*3	4	*4	6	7	
	OZTURK Ali (TUR)	0	1	*3	4	*6	7	*8	10	*10	11	
5	GUO Xingyuan (CHN)	*0	0	*0	2	*3	4	6	*8	10	11	
	OZTURK Ali (TUR)	0	*2	4	*4	5	6	*6	6	*6	7	

Note:

The "Greatest deficit overcome" only applies when the player ends up winning the game.

Legend:

* Server **No.** Number



Detailed Team Match Results

Resultados detalhados da partida por equipe

People's Republic of China (CHN) **1 - 2** Turkey (TUR)

Match 3: CAO Ningning (CHN) **2-3** OZTURK Abdullah (TUR)

Match Summary		Match	Game 1	Game 2	Game 3	Game 4	Game 5
CAO Ningning	CHN	2	11	3	10	11	7
OZTURK Abdullah	TUR	3	5	11	12	6	11
Duration		39min	5min	4min	10min	6min	7min

Team Match No : 15 Table : 3 Umpires : BOUDJEHEM Abdellah (ALG) dos SANTOS Danilo (BRA)

Player Statistics	CAO Ningning (CHN)						OZTURK Abdullah (TUR)					
	Game					Match	Game					Match
	1	2	3	4	5		1	2	3	4	5	
Points won	11	3	10	11	6	41	5	11	12	6	11	45
Biggest lead	6	-	3	5	1	6	1	8	2	2	4	8
Points won on own serve	7	1	4	7	3	22	4	4	5	4	6	23
Points lost on own serve	1	7	7	2	5	22	4	2	6	4	3	19
Most consecutive points won	4	1	4	5	2	5	2	4	5	2	4	5
Greatest deficit overcome	1	-	-	2	-	2	-	-	3	-	1	3
Handedness/Grip	Right/						Right/					

Game/Match Statistics	Game					Match
	1	2	3	4	5	
Longest rally (strokes)	13	10	33	21	20	33
Average rally	7	6	11	7	8	8

Game Progress

1	CAO Ningning (CHN)	0	*1	3	*3	5	*6	7	*9	11				
	OZTURK Abdullah (TUR)	*0	1	*1	3	*3	4	*5	5	5				
2	CAO Ningning (CHN)	*0	0	*0	1	*2	2	*3	3					
	OZTURK Abdullah (TUR)	0	*2	4	*5	6	*8	9	11					
3	CAO Ningning (CHN)	0	*1	2	*3	4	*6	6	*7	9	*10	10	*10	10
	OZTURK Abdullah (TUR)	*0	1	*2	3	*4	4	*6	7	*7	8	*10	11	12
4	CAO Ningning (CHN)	*0	1	*1	3	*5	6	*7	9	*10	11			
	OZTURK Abdullah (TUR)	0	*1	3	*3	3	*4	5	*5	6	6			
5	CAO Ningning (CHN)	0	*1	2	*2	3	*4	5	*6	6	7			
	OZTURK Abdullah (TUR)	0	1	*2	4	*5	6	*7	8	*10	11			

Note:

The "Greatest deficit overcome" only applies when the player ends up winning the game.

Legend:

* Server No. Number



Detailed Team Match Results

Resultados detalhados da partida por equipe

Chinese Taipei (TPE) 1 - 2 Republic of Korea (KOR)

Team Match No : 16 Table : 1 Umpires : HIGASHIJIMA Masae (JPN) BOGREN Ingrid (SWE)

Match 1			Match	Game 1	Game 2	Game 3	Game 4	Game 5
	CHENG MC / LIN YH	TPE	1	7	12	11	7	
	KIM JG / KIM YG	KOR	3	11	14	6	11	
Duration			39min	6min	11min	7min	9min	

Match 2			Match	Game 1	Game 2	Game 3	Game 4	Game 5
A	CHENG Ming-Chih	TPE	3	11	11	9	11	
X	KIM Jung-Gil	KOR	1	8	7	11	5	
Duration			26min	5min	5min	6min	5min	

Match 3			Match	Game 1	Game 2	Game 3	Game 4	Game 5
B	LIN Yen-Hung	TPE	0	7	7	3		
Y	CHOI Ilsang	KOR	3	11	11	11		
Duration			25min	7min	8min	6min		

Duration of Team Match	1h44min
------------------------	---------

Player Statistics	Chinese Taipei (TPE)				Republic of Korea (KOR)			
	Match			Team Match	Match			Team Match
	1	2	3		1	2	3	
Points won	37	41	17	95	42	31	33	106
Biggest lead	5	6	3	6	7	3	8	8
Points won on own serve	18	22	10	50	21	17	17	55
Points lost on own serve	21	14	16	51	19	19	7	45
Most consecutive points won	5	6	3	6	5	6	6	6
Greatest deficit overcome	1	1	-	1	3	3	3	3

Match/Team Match Statistics	Match			Team Match
	1	2	3	
Longest rally (strokes)	59	29	65	65
Average rally	11	6	9	8

Note:

The "Greatest deficit overcome" only applies when the player/pair ends up winning the game.

Legend:

No. Number



Detailed Team Match Results

Resultados detalhados da partida por equipe

Chinese Taipei (TPE) **1 - 2** Republic of Korea (KOR)

Match 1: CHENG Ming-Chih (TPE) **1-3** KIM Jung-Gil (KOR)
LIN Yen-Hung KIM Young Gun

Match Summary		Match	Game 1	Game 2	Game 3	Game 4	Game 5
CHENG Ming-Chih / LIN YH	TPE	1	7	12	11	7	
KIM Jung-Gil / KIM YG	KOR	3	11	14	6	11	
	Duration	39min	6min	11min	7min	9min	

Team Match No : 16 Table : 1 Umpires : HIGASHIJIMA Masae (JPN) BOGREN Ingrid (SWE)

Player Statistics	CHENG MC / LIN YH (TPE)						KIM JG / KIM YG (KOR)					
	Game					Match	Game					Match
	1	2	3	4	5		1	2	3	4	5	
Points won	7	12	11	7		37	11	14	6	11		42
Biggest lead	-	3	5	1		5	7	2	1	5		7
Points won on own serve	3	6	5	4		18	6	7	3	5		21
Points lost on own serve	5	7	3	6		21	4	6	6	3		19
Most consecutive points won	4	4	5	2		5	5	3	2	4		5
Greatest deficit overcome	-	-	1	-		1	-	3	-	1		3
Handedness/Grip	Right/ - Right/						Right/ - Right/					

Game/Match Statistics	Game					Match
	1	2	3	4	5	
Longest rally (strokes)	25	49	59	33		59
Average rally	8	11	13	10		11

Game Progress

1	CHENG MC / LIN YH (TPE)	0	*0	0	*-2	3	*-3	3	*-4	6	7							
	KIM JG / KIM YG (KOR)	*-0	2	*-4	4	*-5	7	*-9	10	*-10	11							
2	CHENG MC / LIN YH (TPE)	*-0	0	*-1	3	*-4	4	*-6	8	*-9	10	*-10	11	*-11	11	*-12	12	12
	KIM JG / KIM YG (KOR)	0	*-2	3	*-3	4	*-6	6	*-6	7	*-8	10	*-10	11	*-12	12	*-13	14
3	CHENG MC / LIN YH (TPE)	0	*-1	2	*-3	4	*-6	8	*-9	10	11							
	KIM JG / KIM YG (KOR)	*-0	1	*-2	3	*-4	4	*-4	5	*-6	6							
4	CHENG MC / LIN YH (TPE)	*-0	1	*-2	2	*-2	3	*-4	5	*-6	7							
	KIM JG / KIM YG (KOR)	0	*-1	2	*-4	6	*-7	8	*-9	10	11							

Note:

The "Greatest deficit overcome" only applies when the pair ends up winning the game.

Legend:

*- First player of pair is server *- Second player of pair is server No. Number



Detailed Team Match Results

Resultados detalhados da partida por equipe

Chinese Taipei (TPE) **1 - 2** Republic of Korea (KOR)

Match 2: **CHENG Ming-Chih (TPE)** **3-1** **KIM Jung-Gil (KOR)**

Match Summary		Match	Game 1	Game 2	Game 3	Game 4	Game 5
CHENG Ming-Chih	TPE	3	11	11	9	11	
KIM Jung-Gil	KOR	1	8	7	11	5	
	Duration	26min	5min	5min	6min	5min	

Team Match No : 16 Table : 1 Umpires : HIGASHIJIMA Masae (JPN) BOGREN Ingrid (SWE)

Player Statistics	CHENG Ming-Chih (TPE)						KIM Jung-Gil (KOR)					
	Game					Match	Game					Match
	1	2	3	4	5		1	2	3	4	5	
Points won	11	11	9	10		41	8	7	11	5		31
Biggest lead	3	6	3	6		6	1	1	3	-		3
Points won on own serve	6	6	4	6		22	4	5	5	3		17
Points lost on own serve	4	2	6	2		14	5	5	5	4		19
Most consecutive points won	4	5	5	6		6	2	3	6	3		6
Greatest deficit overcome	1	1	-	-		1	-	-	3	-		3
Handedness/Grip	Right/						Right/					

Game/Match Statistics	Game					Match
	1	2	3	4	5	
Longest rally (strokes)	15	11	24	29		29
Average rally	6	5	6	8		6

Game Progress

1	CHENG Ming-Chih (TPE)	*0	1	*2	4	*5	5	*6	7	*8	10	11
	KIM Jung-Gil (KOR)	0	*1	2	*2	3	*5	6	*7	8	*8	8
2	CHENG Ming-Chih (TPE)	0	*1	3	*5	6	*7	9	*9	10	11	
	KIM Jung-Gil (KOR)	*0	1	*1	1	*2	3	*3	5	*6	7	
3	CHENG Ming-Chih (TPE)	*0	0	*1	2	*4	6	*7	7	*7	8	9
	KIM Jung-Gil (KOR)	0	*2	3	*4	4	*4	5	*7	9	*10	11
4	CHENG Ming-Chih (TPE)	0	*2	4	*6	6	*7	9	*9	11		
	KIM Jung-Gil (KOR)	0	0	*0	0	*2	3	*3	5	5		

Note:

The "Greatest deficit overcome" only applies when the player ends up winning the game.

Legend:

* Server

No. Number



Detailed Team Match Results

Resultados detalhados da partida por equipe

Chinese Taipei (TPE) **1 - 2** Republic of Korea (KOR)

Match 3: LIN Yen-Hung (TPE) **0-3** **CHOI Ilsang (KOR)**

Match Summary		Match	Game 1	Game 2	Game 3	Game 4	Game 5
LIN Yen-Hung	TPE	0	7	7	3		
CHOI Ilsang	KOR	3	11	11	11		
Duration		25min	7min	8min	6min		

Team Match No : 16 Table : 1 Umpires : HIGASHIJIMA Masae (JPN) BOGREN Ingrid (SWE)

Player Statistics	LIN Yen-Hung (TPE)						CHOI Ilsang (KOR)					
	Game					Match	Game					Match
	1	2	3	4	5		1	2	3	4	5	
Points won	7	7	3			17	11	11	11			33
Biggest lead	-	3	-			3	5	4	8			8
Points won on own serve	4	4	2			10	5	7	5			17
Points lost on own serve	6	4	6			16	3	3	1			7
Most consecutive points won	3	3	1			3	5	6	5			6
Greatest deficit overcome	-	-	-			-	-	3	-			3
Handedness/Grip	Right/						Right/					

Game/Match Statistics	Game					Match
	1	2	3	4	5	
Longest rally (strokes)	35	65	23			65
Average rally	7	11	8			9

Game Progress

1	LIN Yen-Hung (TPE)	*0	0	*1	3	*3	3	*4	6	*7	7
	CHOI Ilsang (KOR)	0	*2	3	*3	5	*7	8	*8	9	11
2	LIN Yen-Hung (TPE)	0	*2	3	*3	4	*5	7	*7	7	7
	CHOI Ilsang (KOR)	*0	0	*1	3	*4	5	*5	7	*9	11
3	LIN Yen-Hung (TPE)	*0	0	*1	2	*2	3	*3	3		
	CHOI Ilsang (KOR)	0	*2	3	*4	6	*7	9	11		

Note:

The "Greatest deficit overcome" only applies when the player ends up winning the game.

Legend:

* Server No. Number



Player Statistics
Estatísticas dos atletas

As of FRI 16 SEP 2016

Players	NPC	Matches				Games				Match Duration					
		Played	Won	Lost	%Won	Played	Won	Lost	%Won	All	Average				
BAUS Valentin Right Cl5	GER	2	1	1	50%	7	4	3	57%	37min	19min				
		Points Won				Points Lost									
		Total	Own Serve:		37	Most Consecutive:		11	Total	Own Serve:		18	Most Consecutive:		5
		65	Opp. Serve:		28	GDO:		1	46	Opp. Serve:		28	GLL:		2
CAO Ningning Right Cl5	CHN	Matches				Games				Match Duration					
		Played	Won	Lost	%Won	Played	Won	Lost	%Won	All	Average				
		3	1	2	33%	12	6	6	50%	1h28min	29min				
		Points Won				Points Lost									
Total	Own Serve:		57	Most Consecutive:		6	Total	Own Serve:		44	Most Consecutive:		5		
106	Opp. Serve:		49	GDO:		2	93	Opp. Serve:		49	GLL:		3		
CHENG Ming-Chih Right Cl5	TPE	Matches				Games				Match Duration					
		Played	Won	Lost	%Won	Played	Won	Lost	%Won	All	Average				
		4	4	0	100%	17	12	5	71%	1h52min	28min				
		Points Won				Points Lost									
Total	Own Serve:		94	Most Consecutive:		8	Total	Own Serve:		61	Most Consecutive:		6		
170	Opp. Serve:		76	GDO:		5	136	Opp. Serve:		75	GLL:		3		
CHOI Ilsang Right Cl4	KOR	Matches				Games				Match Duration					
		Played	Won	Lost	%Won	Played	Won	Lost	%Won	All	Average				
		1	1	0	100%	3	3	0	100%	25min	25min				
		Points Won				Points Lost									
Total	Own Serve:		17	Most Consecutive:		6	Total	Own Serve:		7	Most Consecutive:		3		
33	Opp. Serve:		16	GDO:		3	17	Opp. Serve:		10	GLL:		0		
COPOLA Gabriel Right Cl3	ARG	Matches				Games				Match Duration					
		Played	Won	Lost	%Won	Played	Won	Lost	%Won	All	Average				
		1	0	1	0%	3	0	3	0%	16min	16min				
		Points Won				Points Lost									
Total	Own Serve:		10	Most Consecutive:		2	Total	Own Serve:		15	Most Consecutive:		8		
16	Opp. Serve:		6	GDO:		0	34	Opp. Serve:		19	GLL:		2		
EL BAQQALI TALIBI Bilal Left Cl5	ESP	Matches				Games				Match Duration					
		Played	Won	Lost	%Won	Played	Won	Lost	%Won	All	Average				
		1	1	0	100%	4	3	1	75%	20min	20min				
		Points Won				Points Lost									
Total	Own Serve:		18	Most Consecutive:		6	Total	Own Serve:		15	Most Consecutive:		4		
37	Opp. Serve:		19	GDO:		2	28	Opp. Serve:		13	GLL:		0		
GUO Xingyuan Left Cl4	CHN	Matches				Games				Match Duration					
		Played	Won	Lost	%Won	Played	Won	Lost	%Won	All	Average				
		1	1	0	100%	5	3	2	60%	40min	40min				
		Points Won				Points Lost									
Total	Own Serve:		27	Most Consecutive:		6	Total	Own Serve:		19	Most Consecutive:		5		
43	Opp. Serve:		16	GDO:		4	45	Opp. Serve:		26	GLL:		1		



Player Statistics
Estatísticas dos atletas

As of FRI 16 SEP 2016

Players	NPC	Matches				Games				Match Duration	
		Played	Won	Lost	%Won	Played	Won	Lost	%Won	All	Average
KIM Jung-Gil Right Cl4	KOR	3	2	1	67%	12	7	5	58%	1h26min	29min
		Points Won				Points Lost					
		Total	Own Serve: 61		Most Consecutive: 6		Total	Own Serve: 45		Most Consecutive: 6	
		105	Opp. Serve: 44		GDO: 3		105	Opp. Serve: 60		GLL: 2	
KIM Young Gun Right Cl4	KOR	1	1	0	100%	3	3	0	100%	23min	23min
		Points Won				Points Lost					
		Total	Own Serve: 18		Most Consecutive: 7		Total	Own Serve: 9		Most Consecutive: 2	
		35	Opp. Serve: 17		GDO: 2		17	Opp. Serve: 8		GLL: 0	
KOLEOSHO Ahmed Right Cl3	NGR	2	0	2	0%	9	3	6	33%	45min	23min
		Points Won				Points Lost					
		Total	Own Serve: 38		Most Consecutive: 7		Total	Own Serve: 42		Most Consecutive: 10	
		69	Opp. Serve: 31		GDO: 3		90	Opp. Serve: 48		GLL: 2	
LIN Yen-Hung Right Cl5	TPE	1	0	1	0%	3	0	3	0%	25min	25min
		Points Won				Points Lost					
		Total	Own Serve: 10		Most Consecutive: 3		Total	Own Serve: 16		Most Consecutive: 6	
		17	Opp. Serve: 7		GDO: 0		33	Opp. Serve: 17		GLL: 3	
LIS Rafal Right Cl4	POL	1	1	0	100%	5	3	2	60%	27min	27min
		Points Won				Points Lost					
		Total	Own Serve: 26		Most Consecutive: 7		Total	Own Serve: 20		Most Consecutive: 7	
		50	Opp. Serve: 24		GDO: 2		42	Opp. Serve: 22		GLL: 3	
NICK Emmanuel Chinedu Right Cl4	NGR	1	1	0	100%	4	3	1	75%	25min	25min
		Points Won				Points Lost					
		Total	Own Serve: 21		Most Consecutive: 5		Total	Own Serve: 18		Most Consecutive: 4	
		45	Opp. Serve: 24		GDO: 2		31	Opp. Serve: 13		GLL: 3	
OZTURK Abdullah Right Cl4	TUR	1	1	0	100%	5	3	2	60%	39min	39min
		Points Won				Points Lost					
		Total	Own Serve: 23		Most Consecutive: 5		Total	Own Serve: 19		Most Consecutive: 5	
		45	Opp. Serve: 22		GDO: 3		41	Opp. Serve: 22		GLL: 2	



Player Statistics
Estatísticas dos atletas

As of FRI 16 SEP 2016

Players	NPC	Matches				Games				Match Duration	
		Played	Won	Lost	%Won	Played	Won	Lost	%Won	All	Average
OZTURK Ali	TUR	3	1	2	33%	14	7	7	50%	1h34min	31min
Right		Points Won				Points Lost					
CI5		Total	Own Serve: 69		Most Consecutive: 10		Total	Own Serve: 49		Most Consecutive: 7	
		127	Opp. Serve: 58		GDO: 1		119	Opp. Serve: 70		GLL: 4	
PERLIC Goran	SRB	Matches				Games				Match Duration	
Right		Played	Won	Lost	%Won	Played	Won	Lost	%Won	All	Average
CI2		1	0	1	0%	3	0	3	0%	12min	12min
		Points Won				Points Lost					
		Total	Own Serve: 6		Most Consecutive: 2		Total	Own Serve: 15		Most Consecutive: 11	
		10	Opp. Serve: 4		GDO: 0		33	Opp. Serve: 18		GLL: 1	
RODRIGUEZ MARTINEZ	ESP	Matches				Games				Match Duration	
Right		Played	Won	Lost	%Won	Played	Won	Lost	%Won	All	Average
CI3		1	0	1	0%	3	0	3	0%	20min	20min
		Points Won				Points Lost					
		Total	Own Serve: 15		Most Consecutive: 3		Total	Own Serve: 11		Most Consecutive: 5	
		22	Opp. Serve: 7		GDO: 0		33	Opp. Serve: 22		GLL: 2	
SALEH Sameh	EGY	Matches				Games				Match Duration	
Right		Played	Won	Lost	%Won	Played	Won	Lost	%Won	All	Average
CI4		2	0	2	0%	7	1	6	14%	34min	17min
		Points Won				Points Lost					
		Total	Own Serve: 17		Most Consecutive: 4		Total	Own Serve: 36		Most Consecutive: 6	
		38	Opp. Serve: 21		GDO: 0		70	Opp. Serve: 34		GLL: 2	
THOMAS Maxime	FRA	Matches				Games				Match Duration	
Right		Played	Won	Lost	%Won	Played	Won	Lost	%Won	All	Average
CI4		1	0	1	0%	5	2	3	40%	34min	34min
		Points Won				Points Lost					
		Total	Own Serve: 27		Most Consecutive: 5		Total	Own Serve: 20		Most Consecutive: 4	
		47	Opp. Serve: 20		GDO: 1		46	Opp. Serve: 26		GLL: 5	
TOLBA Hassaan	EGY	Matches				Games				Match Duration	
Right		Played	Won	Lost	%Won	Played	Won	Lost	%Won	All	Average
CI5		1	1	0	100%	3	3	0	100%	20min	20min
		Points Won				Points Lost					
		Total	Own Serve: 22		Most Consecutive: 5		Total	Own Serve: 7		Most Consecutive: 3	
		33	Opp. Serve: 11		GDO: 2		22	Opp. Serve: 15		GLL: 0	
ZHANG Yan	CHN	Matches				Games				Match Duration	
Right		Played	Won	Lost	%Won	Played	Won	Lost	%Won	All	Average
CI4		1	0	1	0%	3	0	3	0%	23min	23min
		Points Won				Points Lost					
		Total	Own Serve: 8		Most Consecutive: 2		Total	Own Serve: 17		Most Consecutive: 7	
		17	Opp. Serve: 9		GDO: 0		35	Opp. Serve: 18		GLL: 2	



Player Statistics
Estatísticas dos atletas

As of FRI 16 SEP 2016

Players	NPC	Matches				Games				Match Duration	
		Played	Won	Lost	%Won	Played	Won	Lost	%Won	All	Average
ZYLKA Krzysztof	POL	1	0	1	0%	4	1	3	25%	25min	25min
Right		Points Won						Points Lost			
C14		Total	Own Serve:	13	Most Consecutive:	4	Total	Own Serve:	24	Most Consecutive:	5
		31	Opp. Serve:	18	GDO:	3	45	Opp. Serve:	21	GLL:	2

Note:
The "Greatest deficit overcome" only applies when the player ends up winning the game and "Greatest lead lost" only when losing.

Legend:
GDO Greatest deficit overcome **GLL** Greatest lead lost **Opp.** Opponent's



Tournament Statistics

Estatísticas do torneio

As of FRI 16 SEP 2016

Statistics	Round 1	Quarterfinals	Semifinals	Finals	Total
Team Matches					
Total	4	4	2	2	12
Game Margin: 2:0	2 50%	4 100%	1 50%		7 58%
2:1	2 50%		1 50%	2 100%	5 42%
Invalid Results Mark					
Duration: Total	3h55min	4h0min	3h10min	3h48min	14h53min
Longest	1h17min	1h17min	1h47min	2h4min	2h4min
Shortest	40min	35min	1h23min	1h44min	35min
Average	59min	1h0min	1h35min	1h54min	1h14min
Matches					
Total	10	8	5	6	29
Game Margin: 3:0	5 50%	2 25%	1 20%	1 17%	9 31%
3:1	4 40%	4 50%	3 60%	3 50%	14 48%
3:2	1 10%	2 25%	1 20%	2 33%	6 21%
Invalid Results Mark					
Duration: Total	3h33min	3h45min	2h54min	3h26min	13h38min
Longest	28min	47min	43min	40min	47min
Shortest	12min	14min	23min	25min	12min
Average	21min	28min	35min	34min	28min
Games					
Total	36	32	20	25	113
Point Margin: 11					
10	2 6%				2 2%
9	1 3%	2 6%	1 5%		4 4%
8	2 6%	1 3%	1 5%	2 8%	6 5%
7	6 17%	4 13%	3 15%	1 4%	14 12%
6	5 14%	3 9%		2 8%	10 9%
5	3 8%	5 16%	1 5%	3 12%	12 11%
4	4 11%	5 16%	3 15%	10 40%	22 19%
3	5 14%	3 9%	2 10%	2 8%	12 11%
2	8 22%	9 28%	9 45%	5 20%	31 27%
Invalid Results Mark					
Duration: Total	2h57min	3h5min	2h19min	2h49min	11h10min
Longest	8min	10min	12min	11min	12min
Shortest	3min	3min	4min	4min	3min
Average	5min	6min	7min	7min	6min
Points					
Total	629	578	379	456	2042
Per game	17.47	18.06	18.95	18.24	18.07
Most consecutive won	11	10	7	6	11
Greatest deficit overcome	3	5	4	4	5
Longest rally	21	42	73	65	73
Average rally	5	7	8	7	7

Note:

The "Greatest deficit overcome" only applies when the player/pair ends up winning the game.




Entry List by Event

As of MON 12 SEP 2016

NPC	Name	Date of Birth
BEL - Belgium	LEDOUX Marc LOICQ Mathieu	4 MAR 1986 27 JUN 1979
BRA - Brazil	GUARNIERI MANARA Luiz Filipe PEREIRA STROH Israel SALMIN Paulo	19 NOV 1991 6 SEP 1986 12 NOV 1993
CHI - Chile	DETTONI Cristian PINO Matias	8 OCT 1974 23 APR 1997
CHN - People's Republic of China	SUN Churen YE Chaoqun ZHAO Shuai	25 APR 1989 7 OCT 1984 28 NOV 1994
DEN - Denmark	JENSEN Michal ROSENMEIER Peter	7 JUL 1980 23 MAR 1984
ESP - Spain	MORALES GARCIA Jordi SEOANE ALCARAZ Alberto VALERA MUNOZ VARGAS Alvaro	17 NOV 1985 29 JUN 1987 16 OCT 1982
FRA - France	BOUVAIS Thomas DOURBECKER Kevin MESSI Stephane	29 MAY 1991 20 AUG 1989 27 NOV 1972
GBR - Great Britain	BAYLEY William John McKIBBIN Aaron WILSON Ross	17 JAN 1988 27 AUG 1991 5 JUN 1995
GER - Germany	RAU Thomas WOLLMERT Jochen	6 APR 1984 22 NOV 1964
HUN - Hungary	CSONKA Andras ZBORAI Gyula	27 NOV 1988 18 DEC 1962
SVK - Slovakia	CSEJTEY Richard JAMBOR Miroslav	25 JUL 1979 8 MAR 1979
SWE - Sweden	ANDERSSON Emil KARLSSON Linus	29 APR 1993 4 JUL 1989
UKR - Ukraine	DIDUKH Viktor NIKOLENKO Maxym POPOV Mykhaylo	23 JAN 1987 14 AUG 1993 27 JAN 1985



Draw Sorteio





Detailed Team Match Results

Resultados detalhados da partida por equipe

Germany (GER) 2 - 0 Denmark (DEN)

Team Match No : 3 Table : 8 Umpires : BOGREN Ingrid (SWE) BARROS Mario Paz (BRA)

Match 1		Match	Game 1	Game 2	Game 3	Game 4	Game 5
	WOLLMERT J / RAU Thomas	GER	3	11	11	11	
	ROSENMEIER Peter / JENSEN M	DEN	0	4	7	6	
		Duration	19min	4min	4min	5min	

Match 2		Match	Game 1	Game 2	Game 3	Game 4	Game 5
A	WOLLMERT Jochen	GER	3	11	11	8	12
X	ROSENMEIER Peter	DEN	1	9	6	11	10
		Duration	30min	5min	5min	6min	7min

Duration of Team Match	56min
------------------------	-------

Player Statistics	Germany (GER)			Team Match	Denmark (DEN)			Team Match
	Match				Match			
	1	2	3		1	2	3	
Points won	33	42		75	17	36		53
Biggest lead	7	5		7	1	3		3
Points won on own serve	20	19		39	12	16		28
Points lost on own serve	5	20		25	13	23		36
Most consecutive points won	5	5		5	3	4		4
Greatest deficit overcome	1	2		2	-	1		1

Match/Team Match Statistics	Match			Team Match
	1	2	3	
Longest rally (strokes)	6	11		11
Average rally	4	4		4

Note:

The "Greatest deficit overcome" only applies when the player/pair ends up winning the game.

Legend:

No. Number



Detailed Team Match Results

Resultados detalhados da partida por equipe

Germany (GER) 2 - 0 Denmark (DEN)

Match 2: WOLLMERT Jochen (GER) 3-1 ROSENMEIER Peter (DEN)

Match Summary		Match	Game 1	Game 2	Game 3	Game 4	Game 5
WOLLMERT Jochen	GER	3	11	11	8	12	
ROSENMEIER Peter	DEN	1	9	6	11	10	
	Duration	30min	5min	5min	6min	7min	

Team Match No : 3 Table : 8 Umpires : BOGREN Ingrid (SWE) BARROS Mario Paz (BRA)

Player Statistics	WOLLMERT Jochen (GER)						ROSENMEIER Peter (DEN)					
	Game					Match	Game					Match
	1	2	3	4	5		1	2	3	4	5	
Points won	11	11	8	12		42	9	6	11	10		36
Biggest lead	4	5	1	4		5	2	2	3	1		3
Points won on own serve	3	6	4	6		19	2	4	5	5		16
Points lost on own serve	7	2	6	5		20	8	5	4	6		23
Most consecutive points won	4	5	3	4		5	3	2	4	4		4
Greatest deficit overcome	2	2	-	1		2	-	-	1	-		1
Handedness/Grip	Right/						Left/					

Game/Match Statistics	Game					Match
	1	2	3	4	5	
Longest rally (strokes)	7	7	11	10		11
Average rally	4	4	4	5		4

Game Progress

1	WOLLMERT Jochen (GER)	*0	0	*2	3	*5	6	*7	8	*10	10	11		
	ROSENMEIER Peter (DEN)	0	*2	2	*3	3	*4	5	*6	6	*8	9		
2	WOLLMERT Jochen (GER)	0	*1	2	*2	4	*5	6	*8	10	11			
	ROSENMEIER Peter (DEN)	*0	1	*2	4	*4	5	*6	6	*6	6			
3	WOLLMERT Jochen (GER)	*0	1	*1	2	*3	4	*6	7	*8	8	8		
	ROSENMEIER Peter (DEN)	0	*1	3	*4	5	*6	6	*7	8	*10	11		
4	WOLLMERT Jochen (GER)	0	*1	2	*3	5	*6	6	*8	10	*10	10	*11	12
	ROSENMEIER Peter (DEN)	*0	1	*2	3	*3	4	*6	6	*6	8	*10	10	10

Note:
The "Greatest deficit overcome" only applies when the player ends up winning the game.

Legend:
* Server
No. Number



Detailed Team Match Results

Resultados detalhados da partida por equipe

Brazil (BRA) 1 - 2 Spain (ESP)

Team Match No : 4 Table : 2 Umpires : WONG Jeffrey (CAN) DUBEY Atul (IND)

Match 1			Match	Game 1	Game 2	Game 3	Game 4	Game 5
	SALMIN P / GUARNIERI MANA	BRA	2	10	11	4	11	9
	VALERA MUNOZ V / MORALES GARCIA	ESP	3	12	9	11	4	11
Duration			42min	7min	7min	6min	5min	8min

Match 2			Match	Game 1	Game 2	Game 3	Game 4	Game 5
A	PEREIRA STROH Israel	BRA	3	5	11	11	11	
X	VALERA MUNOZ VARGAS Alvaro	ESP	1	11	8	3	9	
Duration			29min	5min	6min	4min	7min	

Match 3			Match	Game 1	Game 2	Game 3	Game 4	Game 5
B	SALMIN Paulo	BRA	2	12	14	11	8	9
Y	MORALES GARCIA Jordi	ESP	3	10	16	6	11	11
Duration			48min	7min	13min	5min	7min	7min

Duration of Team Match	2h9min
------------------------	--------

Player Statistics	Brazil (BRA)				Spain (ESP)			
	Match			Team Match	Match			Team Match
	1	2	3		1	2	3	
Points won	44	38	53	135	47	31	54	132
Biggest lead	7	8	6	8	7	6	3	7
Points won on own serve	23	22	26	71	25	18	26	69
Points lost on own serve	22	13	28	63	21	16	27	64
Most consecutive points won	7	7	6	7	4	4	7	7
Greatest deficit overcome	1	2	3	3	4	-	6	6

Match/Team Match Statistics	Match			Team Match
	1	2	3	
Longest rally (strokes)	16	14	31	31
Average rally	4	3	8	6

Note:

The "Greatest deficit overcome" only applies when the player/pair ends up winning the game.

Legend:

No. Number



Detailed Team Match Results

Resultados detalhados da partida por equipe

Brazil (BRA) 1 - 2 Spain (ESP)

Match 1: SALMIN Paulo (BRA) 2-3 VALERA MUNOZ VARGAS Alvaro (ESP)
 GUARNIERI MANARA Luiz Filipe MORALES GARCIA Jordi

Match Summary		Match	Game 1	Game 2	Game 3	Game 4	Game 5
SALMIN Paulo / GUARNIERI MANARA L	BRA	2	10	11	4	11	9
VALERA MUNOZ V / MORALES GARCIA	ESP	3	12	9	11	4	11
Duration		42min	7min	7min	6min	5min	8min

Team Match No : 4 Table : 2 Umpires : WONG Jeffrey (CAN) DUBEY Atul (IND)

Player Statistics	SALMIN P / GUARNIERI MANARA L (BRA)						VALERA MUNOZ VARG. / MORALES GARCIA J (ESP)					
	Game					Match	Game					Match
	1	2	3	4	5		1	2	3	4	5	
Points won	10	11	4	11	8	44	12	9	11	4	11	47
Biggest lead	4	5	-	7	1	7	2	1	7	-	4	7
Points won on own serve	6	8	2	4	3	23	7	7	5	1	5	25
Points lost on own serve	5	2	6	3	6	22	4	3	2	7	5	21
Most consecutive points won	3	5	1	7	4	7	4	3	3	3	4	4
Greatest deficit overcome	-	1	-	-	-	1	4	-	-	-	1	4
Handedness/Grip	Right/ - Left/						Right/ - Right/					

Game/Match Statistics	Game					Match
	1	2	3	4	5	
Longest rally (strokes)	9	10	16	7	8	16
Average rally	4	4	5	4	5	4

Game Progress

1	SALMIN P / GUARNIERI MANARA L (BRA)	*-0	2	*-3	5	*-5	5	*-6	7	*-8	9	*-10	10	10
	VALERA MUNOZ VARG. / MORALES GARCIA J (ESP)	0	*-0	1	*-1	3	*-5	6	*-7	8	*-9	10	*-11	12
2	SALMIN P / GUARNIERI MANARA L (BRA)	0	*-1	3	*-3	5	*-7	8	*-8	9	*-9	11		
	VALERA MUNOZ VARG. / MORALES GARCIA J (ESP)	*-0	1	*-1	3	*-3	3	*-4	6	*-7	9	9		
3	SALMIN P / GUARNIERI MANARA L (BRA)	*-0	0	*-1	2	*-2	3	*-4	4	4				
	VALERA MUNOZ VARG. / MORALES GARCIA J (ESP)	0	*-2	3	*-4	6	*-7	8	*-10	11				
4	SALMIN P / GUARNIERI MANARA L (BRA)	0	*-2	3	*-4	4	*-6	8	*-10	11				
	VALERA MUNOZ VARG. / MORALES GARCIA J (ESP)	*-0	0	*-1	2	*-4	4	*-4	4	4				
5	SALMIN P / GUARNIERI MANARA L (BRA)	0	1	*-1	2	*-3	3	*-5	6	*-8	9	9		
	VALERA MUNOZ VARG. / MORALES GARCIA J (ESP)	0	*-1	3	*-4	5	*-7	7	*-8	8	*-9	11		

Note:

The "Greatest deficit overcome" only applies when the pair ends up winning the game.

Legend:

*- First player of pair is server *- Second player of pair is server No. Number



Detailed Team Match Results

Resultados detalhados da partida por equipe

Brazil (BRA) 1 - 2 Spain (ESP)

Match 2: **PEREIRA STROH Israel (BRA)** **3-1** **VALERA MUNOZ VARGAS Alvaro (ESP)**

Match Summary		Match	Game 1	Game 2	Game 3	Game 4	Game 5
PEREIRA STROH Israel	BRA	3	5	11	11	11	
VALERA MUNOZ VARGAS Alvaro	ESP	1	11	8	3	9	
	Duration	29min	5min	6min	4min	7min	

Team Match No : 4 Table : 2 Umpires : WONG Jeffrey (CAN) DUBEY Atul (IND)

Player Statistics	PEREIRA STROH Israel (BRA)						VALERA MUNOZ VARGAS Alvaro (ESP)					
	Game					Match	Game					Match
	1	2	3	4	5		1	2	3	4	5	
Points won	5	11	11	11		38	11	8	3	9		31
Biggest lead	-	3	8	3		8	6	2	1	2		6
Points won on own serve	4	5	7	6		22	7	4	2	5		18
Points lost on own serve	4	4	1	4		13	1	6	4	5		16
Most consecutive points won	2	4	7	3		7	4	2	1	2		4
Greatest deficit overcome	-	2	1	2		2	-	-	-	-		-
Handedness/Grip	Left/						Right/					

Game/Match Statistics	Game					Match
	1	2	3	4	5	
Longest rally (strokes)	8	7	14	11		14
Average rally	4	3	4	4		3

Game Progress

1	PEREIRA STROH Israel (BRA)	*0	1	*1	2	*3	3	*3	5	5		
	VALERA MUNOZ VARGAS Alvaro (ESP)	0	*1	3	*4	5	*7	9	*9	11		
2	PEREIRA STROH Israel (BRA)	0	*1	2	*3	4	*5	5	*7	9	*10	11
	VALERA MUNOZ VARGAS Alvaro (ESP)	*0	1	*2	3	*4	5	*7	7	*7	8	8
3	PEREIRA STROH Israel (BRA)	*0	1	*2	4	*6	8	*9	11			
	VALERA MUNOZ VARGAS Alvaro (ESP)	0	*1	2	*2	2	*2	3	3			
4	PEREIRA STROH Israel (BRA)	0	*1	2	*2	4	*5	6	*8	9	*10	11
	VALERA MUNOZ VARGAS Alvaro (ESP)	*0	1	*2	4	*4	5	*6	6	*7	8	9

Note:

The "Greatest deficit overcome" only applies when the player ends up winning the game.

Legend:

* Server No. Number



Detailed Team Match Results

Resultados detalhados da partida por equipe

Brazil (BRA) 1 - 2 Spain (ESP)

Match 3: SALMIN Paulo (BRA) 2-3 **MORALES GARCIA Jordi (ESP)**

Match Summary		Match	Game 1	Game 2	Game 3	Game 4	Game 5
SALMIN Paulo	BRA	2	12	14	11	8	9
MORALES GARCIA Jordi	ESP	3	10	16	6	11	11
Duration		48min	7min	13min	5min	7min	7min

Team Match No : 4 Table : 2 Umpires : WONG Jeffrey (CAN) DUBEY Atul (IND)

Player Statistics	SALMIN Paulo (BRA)						MORALES GARCIA Jordi (ESP)					
	Game					Match	Game					Match
	1	2	3	4	5		1	2	3	4	5	
Points won	12	14	11	7	9	53	10	16	6	11	11	54
Biggest lead	2	3	6	6	1	6	3	2	1	3	2	3
Points won on own serve	6	6	6	3	5	26	5	7	3	5	6	26
Points lost on own serve	5	9	3	6	5	28	6	8	5	4	4	27
Most consecutive points won	5	3	5	6	2	6	4	3	2	7	2	7
Greatest deficit overcome	3	-	1	-	-	3	-	3	-	6	1	6
Handedness/Grip	Right/						Right/					

Game/Match Statistics	Game					Match
	1	2	3	4	5	
Longest rally (strokes)	17	29	18	31	25	31
Average rally	7	10	7	10	8	8

Game Progress

1	SALMIN Paulo (BRA)	*0	2	*2	2	*3	4	*5	7	*9	9	*10	11	12				
	MORALES GARCIA Jordi (ESP)	0	*0	2	*4	5	*6	7	*7	7	*9	10	*10	10				
2	SALMIN Paulo (BRA)	0	*1	2	*4	5	*6	7	*8	9	*9	10	*10	11	*12	12	*13	13
	MORALES GARCIA Jordi (ESP)	*0	1	*2	2	*3	4	*5	6	*7	9	*10	11	*11	11	*12	12	*13
		*14	14	*14	14													
		13	*14	15	16													
3	SALMIN Paulo (BRA)	*0	1	*2	3	*5	6	*8	10	*10	11							
	MORALES GARCIA Jordi (ESP)	0	*1	2	*3	3	*4	4	*4	6	6							
4	SALMIN Paulo (BRA)	0	*2	4	*6	6	*7	8	*8	8	*8	8						
	MORALES GARCIA Jordi (ESP)	0	0	*0	0	*2	3	*4	6	*8	10	11						
5	SALMIN Paulo (BRA)	*0	1	*2	3	*4	5	*5	6	*8	9	9						
	MORALES GARCIA Jordi (ESP)	0	*1	2	*3	4	*5	7	*8	8	*9	11						

Note:
The "Greatest deficit overcome" only applies when the player ends up winning the game.

Legend:
* Server
No. Number



Detailed Team Match Results

Resultados detalhados da partida por equipe

Chile (CHI) 0 - 2 Slovakia (SVK)

Team Match No : 6 Table : 8 Umpires : MUCHA Heike (GER) BOTH Flavio (BRA)

Match 1		Match	Game 1	Game 2	Game 3	Game 4	Game 5
	DETTONI C / PINO M	CHI	0	6	6	8	
	CSEJTEY R / JAMBOR M	SVK	3	11	11	11	
		Duration	15min	4min	4min	5min	

Match 2		Match	Game 1	Game 2	Game 3	Game 4	Game 5
A	DETTONI Cristian	CHI	0	7	5	6	
X	CSEJTEY Richard	SVK	3	11	11	11	
		Duration	14min	4min	4min	5min	

Duration of Team Match	33min
------------------------	--------------

Player Statistics	Chile (CHI)			Team Match	Slovakia (SVK)			Team Match
	Match				Match			
	1	2	3		1	2	3	
Points won	20	18		38	33	32		65
Biggest lead	1	1		1	6	6		6
Points won on own serve	12	12		24	18	20		38
Points lost on own serve	15	12		27	8	6		14
Most consecutive points won	3	2		3	5	5		5
Greatest deficit overcome	-	-		-	1	1		1

Match/Team Match Statistics	Match			Team Match
	1	2	3	
Longest rally (strokes)	9	8		9
Average rally	3	4		4

Note:
The "Greatest deficit overcome" only applies when the player/pair ends up winning the game.

Legend:
No. Number



Detailed Team Match Results

Resultados detalhados da partida por equipe

Chile (CHI) **0 - 2** Slovakia (SVK)

Match 1: DETTONI Cristian (CHI) **0-3** CSEJTEY Richard (SVK)
PINO Matias JAMBOR Miroslav

Match Summary		Match	Game 1	Game 2	Game 3	Game 4	Game 5
DETTONI Cristian / PINO M	CHI	0	6	6	8		
CSEJTEY Richard / JAMBOR M	SVK	3	11	11	11		
Duration		15min	4min	4min	5min		

Team Match No : 6 Table : 8 Umpires : MUCHA Heike (GER) BOTH Flavio (BRA)

Player Statistics	DETTONI C / PINO M (CHI)						CSEJTEY R / JAMBOR M (SVK)					
	Game					Match	Game					Match
	1	2	3	4	5		1	2	3	4	5	
Points won	6	6	8			20	11	11	11			33
Biggest lead	-	1	-			1	6	5	5			6
Points won on own serve	3	4	5			12	5	7	6			18
Points lost on own serve	6	4	5			15	3	2	3			8
Most consecutive points won	3	2	3			3	4	5	4			5
Greatest deficit overcome	-	-	-			-	-	1	-			1
Handedness/Grip	Left/ - Left/						Left/ - Right/					

Game/Match Statistics	Game					Match
	1	2	3	4	5	
Longest rally (strokes)	9	6	6			9
Average rally	3	3	3			3

Game Progress

1	DETTONI C / PINO M (CHI)	-*0	0	*-1	2	-*3	3	*-3	5	-*6	6	
	CSEJTEY R / JAMBOR M (SVK)	0	*-2	3	-*4	5	*-7	9	-*9	10	11	
2	DETTONI C / PINO M (CHI)	0	-*0	2	*-3	4	-*5	6	*-6	6	6	
	CSEJTEY R / JAMBOR M (SVK)	*-0	2	-*2	3	*-4	5	-*6	8	*-10	11	
3	DETTONI C / PINO M (CHI)	-*0	1	*-1	2	-*3	3	*-4	5	-*6	8	8
	CSEJTEY R / JAMBOR M (SVK)	0	*-1	3	-*4	5	*-7	8	-*9	10	*-10	11

Note:

The "Greatest deficit overcome" only applies when the pair ends up winning the game.

Legend:

- First player of pair is server - Second player of pair is server No. Number



Detailed Team Match Results

Resultados detalhados da partida por equipe

Chile (CHI) **0 - 2** Slovakia (SVK)

Match 2: DETTONI Cristian (CHI) **0-3** CSEJTEY Richard (SVK)

Match Summary		Match	Game 1	Game 2	Game 3	Game 4	Game 5
DETTONI Cristian	CHI	0	7	5	6		
CSEJTEY Richard	SVK	3	11	11	11		
Duration		14min	4min	4min	5min		

Team Match No : 6 Table : 8 Umpires : MUCHA Heike (GER) BOTH Flavio (BRA)

Player Statistics	DETTONI Cristian (CHI)						CSEJTEY Richard (SVK)					
	Game					Match	Game					Match
	1	2	3	4	5		1	2	3	4	5	
Points won	7	5	6			18	11	11	10			32
Biggest lead	1	1	-			1	5	6	6			6
Points won on own serve	3	5	4			12	6	8	6			20
Points lost on own serve	5	3	4			12	4	0	2			6
Most consecutive points won	2	2	2			2	5	3	4			5
Greatest deficit overcome	-	-	-			-	1	1	-			1
Handedness/Grip	Left/						Left/					

Game/Match Statistics	Game					Match
	1	2	3	4	5	
Longest rally (strokes)	7	8	7			8
Average rally	4	4	4			4

Game Progress

1	DETTONI Cristian (CHI)	0	*1	1	*1	2	*3	4	*5	6	7
	CSEJTEY Richard (SVK)	*0	1	*3	5	*6	7	*8	9	*10	11
2	DETTONI Cristian (CHI)	*0	1	*1	2	*2	3	*3	5	5	
	CSEJTEY Richard (SVK)	0	*1	3	*4	6	*7	9	*9	11	
3	DETTONI Cristian (CHI)	0	*1	1	*1	2	*2	4	*5	6	6
	CSEJTEY Richard (SVK)	0	1	*3	5	*6	8	*8	9	*10	11

Note:

The "Greatest deficit overcome" only applies when the player ends up winning the game.

Legend:

* Server

No. Number



Detailed Team Match Results

Resultados detalhados da partida por equipe

Hungary (HUN) 2 - 0 France (FRA)

Team Match No : 7 Table : 4 Umpires : ZAPATA Carlos (ESP) da SILVA Ivam (BRA)

Match 1		Match	Game 1	Game 2	Game 3	Game 4	Game 5
CSONKA A / ZBORAI G	HUN	3	11	12	5	11	11
BOUVAIS T / DOURBECKER K	FRA	2	13	10	11	9	9
Duration		43min	7min	7min	5min	6min	6min

Match 2		Match	Game 1	Game 2	Game 3	Game 4	Game 5
A CSONKA Andras	HUN	3	5	11	11	8	11
X BOUVAIS Thomas	FRA	2	11	9	5	11	9
Duration		36min	4min	7min	5min	5min	8min

Duration of Team Match	1h26min
------------------------	----------------

Player Statistics	Hungary (HUN)				France (FRA)			
	Match			Team Match	Match			Team Match
	1	2	3		1	2	3	
Points won	49	46		95	52	44		96
Biggest lead	5	6		6	6	6		6
Points won on own serve	25	31		56	27	29		56
Points lost on own serve	25	15		40	24	15		39
Most consecutive points won	5	4		5	5	5		5
Greatest deficit overcome	4	5		5	1	2		2

Match/Team Match Statistics	Match			Team Match
	1	2	3	
Longest rally (strokes)	14	27		27
Average rally	4	5		5

Note:
The "Greatest deficit overcome" only applies when the player/pair ends up winning the game.

Legend:
No. Number



Detailed Team Match Results

Resultados detalhados da partida por equipe

Hungary (HUN) 2 - 0 France (FRA)

Match 1: **CSONKA Andras (HUN)** 3-2 **BOUVAIS Thomas (FRA)**
ZBORAI Gyula **DOURBECKER Kevin**

Match Summary		Match	Game 1	Game 2	Game 3	Game 4	Game 5
CSONKA Andras / ZBORAI G	HUN	3	11	12	5	11	11
BOUVAIS Thomas / DOURBECKER K	FRA	2	13	10	11	9	9
	Duration	43min	7min	7min	5min	6min	6min

Team Match No : 7 Table : 4 Umpires : ZAPATA Carlos (ESP) da SILVA Ivam (BRA)

Player Statistics	CSONKA A / ZBORAI G (HUN)						BOUVAIS T / DOURBECKER K (FRA)					
	Game					Match	Game					Match
	1	2	3	4	5		1	2	3	4	5	
Points won	11	12	4	11	11	49	13	10	11	9	9	52
Biggest lead	1	2	1	5	5	5	4	4	6	-	1	6
Points won on own serve	7	6	1	6	5	25	8	5	5	5	4	27
Points lost on own serve	5	5	6	4	5	25	4	6	3	5	6	24
Most consecutive points won	4	5	2	5	5	5	4	5	4	3	4	5
Greatest deficit overcome	-	4	-	-	1	4	1	-	1	-	-	1
Handedness/Grip	Left/ - Right/						Right/ - Left/					

Game/Match Statistics	Game					Match
	1	2	3	4	5	
Longest rally (strokes)	9	8	13	10	14	14
Average rally	4	5	4	4	5	4

Game Progress

1	CSONKA A / ZBORAI G (HUN)	-*0	0	*-0	2	-*3	5	*-6	7	-*8	9	*-10	11	-*11	11	11
	BOUVAIS T / DOURBECKER K (FRA)	0	*-2	4	-*4	5	*-5	6	*-7	8	-*9	10	*-10	11	-*12	13
2	CSONKA A / ZBORAI G (HUN)	0	*-1	1	-*1	3	*-5	5	-*6	7	*-8	10	-*11	12		
	BOUVAIS T / DOURBECKER K (FRA)	*-0	1	-*3	5	*-5	5	-*7	8	*-9	10	-*10	10	10		
3	CSONKA A / ZBORAI G (HUN)	0	1	*-2	2	-*2	3	*-5	5	5						
	BOUVAIS T / DOURBECKER K (FRA)	0	-*1	2	*-4	6	-*7	7	*-9	11						
4	CSONKA A / ZBORAI G (HUN)	0	-*2	4	*-5	5	-*6	7	*-8	10	-*10	11				
	BOUVAIS T / DOURBECKER K (FRA)	-*0	0	*-0	1	-*3	4	*-5	6	-*6	8	9				
5	CSONKA A / ZBORAI G (HUN)	-*0	1	*-2	3	-*5	7	*-8	9	-*10	10	11				
	BOUVAIS T / DOURBECKER K (FRA)	0	-*1	2	*-3	3	-*3	4	*-5	6	-*8	9				

Note:

The "Greatest deficit overcome" only applies when the pair ends up winning the game.

Legend:

- First player of pair is server - Second player of pair is server No. Number



Detailed Team Match Results

Resultados detalhados da partida por equipe

Hungary (HUN) 2 - 0 France (FRA)

Match 2: CSONKA Andras (HUN) 3-2 BOUVAIS Thomas (FRA)

Match Summary		Match	Game 1	Game 2	Game 3	Game 4	Game 5
CSONKA Andras	HUN	3	5	11	11	8	11
BOUVAIS Thomas	FRA	2	11	9	5	11	9
	Duration	36min	4min	7min	5min	5min	8min

Team Match No : 7 Table : 4 Umpires : ZAPATA Carlos (ESP) da SILVA Ivam (BRA)

Player Statistics	CSONKA Andras (HUN)						BOUVAIS Thomas (FRA)					
	Game					Match	Game					Match
	1	2	3	4	5		1	2	3	4	5	
Points won	5	11	11	8	11	46	11	9	5	11	8	44
Biggest lead	-	3	6	2	2	6	6	1	-	3	5	6
Points won on own serve	4	5	8	8	6	31	7	4	5	9	4	29
Points lost on own serve	4	5	0	2	4	15	1	6	3	0	5	15
Most consecutive points won	2	4	4	2	4	4	5	4	2	3	4	5
Greatest deficit overcome	-	1	-	-	5	5	-	-	-	2	-	2
Handedness/Grip	Left/						Right/					

Game/Match Statistics	Game					Match
	1	2	3	4	5	
Longest rally (strokes)	9	15	8	9	27	27
Average rally	4	5	4	4	7	5

Game Progress

1	CSONKA Andras (HUN)	0	*0	0	*1	2	*2	4	*4	5		
	BOUVAIS Thomas (FRA)	*0	2	*4	5	*6	8	*8	10	11		
2	CSONKA Andras (HUN)	*0	1	*3	4	*5	5	*6	8	*9	10	11
	BOUVAIS Thomas (FRA)	0	*1	1	*2	3	*5	6	*6	7	*8	9
3	CSONKA Andras (HUN)	0	*2	4	*4	6	*6	8	*9	11		
	BOUVAIS Thomas (FRA)	*0	0	*0	2	*2	4	*4	5	5		
4	CSONKA Andras (HUN)	*0	2	*2	3	*3	5	*5	7	*7	8	8
	BOUVAIS Thomas (FRA)	0	*0	2	*3	5	*5	7	*7	9	*10	11
5	CSONKA Andras (HUN)	0	*0	0	*1	2	*3	5	*6	7	*9	11
	BOUVAIS Thomas (FRA)	0	2	*4	5	*6	7	*7	8	*9	9	9

Note:
The "Greatest deficit overcome" only applies when the player ends up winning the game.

Legend:
* Server
No. Number



Detailed Team Match Results

Resultados detalhados da partida por equipe

Belgium (BEL) 0 - 2 Great Britain (GBR)

Team Match No : 8 Table : 6 Umpires : RIVERO Ernesto (VEN) VILANOVA Flavia (BRA)

Match 1		Match	Game 1	Game 2	Game 3	Game 4	Game 5
	LEDOUX M / LOICQ M	BEL	1	2	6	12	9
	WILSON R / McKIBBIN A	GBR	3	11	11	10	11
Duration		29min	4min	5min	8min	6min	

Match 2		Match	Game 1	Game 2	Game 3	Game 4	Game 5
A	LEDOUX Marc	BEL	0	9	6	7	
X	WILSON Ross	GBR	3	11	11	11	
Duration		20min	5min	5min	5min		

Duration of Team Match	53min
------------------------	-------

Player Statistics	Belgium (BEL)			Team Match	Great Britain (GBR)		
	Match				Match		
	1	2	3		1	2	3
Points won	29	22		51	42	33	75
Biggest lead	3	2		3	9	6	9
Points won on own serve	9	12		21	16	18	34
Points lost on own serve	26	15		41	20	10	30
Most consecutive points won	4	3		4	6	4	6
Greatest deficit overcome	4	-		4	3	2	3

Match/Team Match Statistics	Match			Team Match
	1	2	3	
Longest rally (strokes)	9	19		19
Average rally	3	6		4

Note:

The "Greatest deficit overcome" only applies when the player/pair ends up winning the game.

Legend:

No. Number



Detailed Team Match Results

Resultados detalhados da partida por equipe

Belgium (BEL) **0 - 2** Great Britain (GBR)

Match 2: LEDOUX Marc (BEL) **0-3** WILSON Ross (GBR)

Match Summary		Match	Game 1	Game 2	Game 3	Game 4	Game 5
LEDOUX Marc	BEL	0	9	6	7		
WILSON Ross	GBR	3	11	11	11		
Duration		20min	5min	5min	5min		

Team Match No : 8 Table : 6 Umpires : RIVERO Ernesto (VEN) VILANOVA Flavia (BRA)

Player Statistics	LEDOUX Marc (BEL)						WILSON Ross (GBR)					
	Game					Match	Game					Match
	1	2	3	4	5		1	2	3	4	5	
Points won	9	6	7			22	11	11	11			33
Biggest lead	2	1	1			2	2	5	6			6
Points won on own serve	5	2	5			12	6	4	8			18
Points lost on own serve	5	7	3			15	4	4	2			10
Most consecutive points won	3	2	3			3	4	4	3			4
Greatest deficit overcome	-	-	-			-	2	1	1			2
Handedness/Grip	Left/						Right/					

Game/Match Statistics	Game					Match
	1	2	3	4	5	
Longest rally (strokes)	13	19	15			19
Average rally	5	5	6			6

Game Progress

1	LEDOUX Marc (BEL)	0	*1	2	*3	5	*6	6	*6	8	*9	9
	WILSON Ross (GBR)	*0	1	*2	3	*3	4	*6	8	*8	9	11
2	LEDOUX Marc (BEL)	*0	1	*2	2	*3	3	*4	5	*6		6
	WILSON Ross (GBR)	0	*1	2	*4	5	*7	8	*9	10		11
3	LEDOUX Marc (BEL)	0	*1	2	*2	3	*3	4	*4	6		7
	WILSON Ross (GBR)	*0	1	*2	4	*5	7	*8	10	*10		11

Note:

The "Greatest deficit overcome" only applies when the player ends up winning the game.

Legend:

* Server No. Number



Detailed Team Match Results
Resultados detalhados da partida por equipe

Ukraine (UKR) 2 - 0 Germany (GER)

Team Match No : 9 Table : 2 Umpires : LU Hong (CHN) TSE Mei Lan (HKG)

Match 1		Match	Game 1	Game 2	Game 3	Game 4	Game 5
	DIDUKH V / NIKOLENKO M	UKR	3	7	6	11	11
	WOLLMERT J / RAU Thomas	GER	2	11	11	6	8
Duration		31min	4min	6min	5min	6min	5min

Match 2		Match	Game 1	Game 2	Game 3	Game 4	Game 5
A	DIDUKH Viktor	UKR	3	6	11	11	11
X	WOLLMERT Jochen	GER	1	11	3	6	4
Duration		23min	4min	4min	5min	5min	

Duration of Team Match	58min
------------------------	--------------

Player Statistics	Ukraine (UKR)			Team Match	Germany (GER)			Team Match
	Match				Match			
	1	2	3		1	2	3	
Points won	45	39		84	38	24		62
Biggest lead	9	8		9	6	5		6
Points won on own serve	26	18		44	22	10		32
Points lost on own serve	16	14		30	19	21		40
Most consecutive points won	5	6		6	5	4		5
Greatest deficit overcome	-	3		3	1	1		1

Match/Team Match Statistics	Match			Team Match
	1	2	3	
Longest rally (strokes)	8	7		8
Average rally	4	4		4

Note:

The "Greatest deficit overcome" only applies when the player/pair ends up winning the game.

Legend:

No. Number



Detailed Team Match Results

Resultados detalhados da partida por equipe

Ukraine (UKR) 2 - 0 Germany (GER)

Match 1: DIDUKH Viktor (UKR) 3-2 WOLLMERT Jochen (GER)
NIKOLENKO Maxym RAU Thomas

Match Summary	Match	Game 1	Game 2	Game 3	Game 4	Game 5
DIDUKH Viktor / NIKOLENKO M	UKR	3	7	6	11	11
WOLLMERT Jochen / RAU Thomas	GER	2	11	11	6	8
Duration	31min	4min	6min	5min	6min	5min

Team Match No : 9 Table : 2 Umpires : LU Hong (CHN) TSE Mei Lan (HKG)

Player Statistics	DIDUKH V / NIKOLENKO M (UKR)						WOLLMERT J / RAU Thomas (GER)					
	Game					Match	Game					Match
	1	2	3	4	5		1	2	3	4	5	
Points won	7	6	10	11	11	45	11	11	6	8	2	38
Biggest lead	1	-	6	3	9	9	4	6	-	-	-	6
Points won on own serve	5	2	7	7	5	26	6	5	5	6	0	22
Points lost on own serve	5	6	1	2	2	16	2	4	3	4	6	19
Most consecutive points won	3	2	3	3	5	5	5	4	3	2	1	5
Greatest deficit overcome	-	-	-	-	-	-	1	-	-	-	-	1
Handedness/Grip	Right/ - Right/						Right/ - Right/					

Game/Match Statistics	Game					Match
	1	2	3	4	5	
Longest rally (strokes)	6	6	7	8	7	8
Average rally	4	4	3	4	3	4

Game Progress

1	DIDUKH V / NIKOLENKO M (UKR)	-*0	1	*-2	3	-*3	5	*-6	6	-*6	7	
	WOLLMERT J / RAU Thomas (GER)	0	*-1	2	-*3	5	*-5	6	-*8	10	11	
2	DIDUKH V / NIKOLENKO M (UKR)	0	-*0	0	*-1	1	-*3	4	*-5	6	6	
	WOLLMERT J / RAU Thomas (GER)	*-0	2	-*4	5	*-7	7	-*8	9	*-10	11	
3	DIDUKH V / NIKOLENKO M (UKR)	0	2	*-3	5	-*6	8	*-8	9	-*10	11	
	WOLLMERT J / RAU Thomas (GER)	0	*-0	1	-*1	2	*-2	4	-*5	6	6	
4	DIDUKH V / NIKOLENKO M (UKR)	0	-*1	3	*-3	5	-*6	7	*-8	9	-*10	11
	WOLLMERT J / RAU Thomas (GER)	*-0	1	-*1	3	*-3	4	-*5	6	*-7	8	8
5	DIDUKH V / NIKOLENKO M (UKR)	-*0	2	*-4	5	-*7	8	*-10	11			
	WOLLMERT J / RAU Thomas (GER)	0	*-0	0	*-1	1	-*2	2	2			

Note:

The "Greatest deficit overcome" only applies when the pair ends up winning the game.

Legend:

- First player of pair is server - Second player of pair is server No. Number



Detailed Team Match Results

Resultados detalhados da partida por equipe

Ukraine (UKR) 2 - 0 Germany (GER)

Match 2: **DIDUKH Viktor (UKR)** **3-1** **WOLLMERT Jochen (GER)**

Match Summary		Match	Game 1	Game 2	Game 3	Game 4	Game 5
DIDUKH Viktor	UKR	3	6	11	11	11	
WOLLMERT Jochen	GER	1	11	3	6	4	
Duration		23min	4min	4min	5min	5min	

Team Match No : 9 Table : 2 Umpires : LU Hong (CHN) TSE Mei Lan (HKG)

Player Statistics	DIDUKH Viktor (UKR)						WOLLMERT Jochen (GER)					
	Game					Match	Game					Match
	1	2	3	4	5		1	2	3	4	5	
Points won	6	11	11	11		39	11	3	6	4		24
Biggest lead	1	8	5	7		8	5	-	3	1		5
Points won on own serve	2	7	4	5		18	5	2	2	1		10
Points lost on own serve	6	1	4	3		14	4	4	7	6		21
Most consecutive points won	2	4	6	5		6	4	1	2	2		4
Greatest deficit overcome	-	-	3	1		3	1	-	-	-		1
Handedness/Grip	Right/						Right/					

Game/Match Statistics	Game					Match
	1	2	3	4	5	
Longest rally (strokes)	6	5	7	7		7
Average rally	4	3	4	4		4

Game Progress

1	DIDUKH Viktor (UKR)	0	*1	2	*3	4	*4	4	*6	6	6
	WOLLMERT Jochen (GER)	*0	1	*2	3	*4	6	*8	8	*10	11
2	DIDUKH Viktor (UKR)	*0	2	*4	5	*6	8	*9	11		
	WOLLMERT Jochen (GER)	0	*0	0	*1	2	*2	3	3		
3	DIDUKH Viktor (UKR)	0	*1	1	*2	3	*5	6	*8	10	11
	WOLLMERT Jochen (GER)	*0	1	*3	4	*5	5	*6	6	*6	6
4	DIDUKH Viktor (UKR)	*0	1	*3	5	*6	6	*8	10	11	
	WOLLMERT Jochen (GER)	0	*1	1	*1	2	*4	4	*4	4	

Note:

The "Greatest deficit overcome" only applies when the player ends up winning the game.

Legend:

* Server No. Number



Detailed Team Match Results

Resultados detalhados da partida por equipe

Great Britain (GBR) 2 - 1 Spain (ESP)

Team Match No : 10 Table : 4 Umpires : RAGAB Elsayed (EGY) VARENGOT Yannick (FRA)

Match 1			Match	Game 1	Game 2	Game 3	Game 4	Game 5
	WILSON R / McKIBBIN A	GBR	1	5	18	9	9	
	VALERA MUNOZ V / MORALES GARCIA	ESP	3	11	16	11	11	
Duration			37min	4min	12min	6min	6min	

Match 2			Match	Game 1	Game 2	Game 3	Game 4	Game 5
A	WILSON Ross	GBR	3	11	11	11		
X	VALERA MUNOZ VARGAS Alvaro	ESP	0	4	7	9		
Duration			21min	5min	5min	6min		

Match 3			Match	Game 1	Game 2	Game 3	Game 4	Game 5
B	BAYLEY William John	GBR	3	11	11	11		
Y	MORALES GARCIA Jordi	ESP	0	9	8	2		
Duration			21min	6min	6min	4min		

Duration of Team Match	1h29min
------------------------	---------

Player Statistics	Great Britain (GBR)				Spain (ESP)			
	Match			Team Match	Match			Team Match
	1	2	3		1	2	3	
Points won	41	33	32	106	48	20	19	87
Biggest lead	2	7	9	9	6	1	2	6
Points won on own serve	17	19	16	52	20	13	10	43
Points lost on own serve	28	7	9	44	24	14	16	54
Most consecutive points won	6	4	7	7	5	4	3	5
Greatest deficit overcome	3	1	2	3	2	-	-	2

Match/Team Match Statistics	Match			Team Match
	1	2	3	
Longest rally (strokes)	9	15	13	15
Average rally	3	5	5	4

Note:

The "Greatest deficit overcome" only applies when the player/pair ends up winning the game.

Legend:

No. Number



Detailed Team Match Results

Resultados detalhados da partida por equipe

Great Britain (GBR) 2 - 1 Spain (ESP)

Match 1: WILSON Ross (GBR) 1-3 VALERA MUNOZ VARGAS Alvaro (ESP)
McKIBBIN Aaron MORALES GARCIA Jordi

Match Summary		Match	Game 1	Game 2	Game 3	Game 4	Game 5
WILSON Ross / McKIBBIN A	GBR	1	5	18	9	9	
VALERA MUNOZ V / MORALES GARCIA	ESP	3	11	16	11	11	
	Duration	37min	4min	12min	6min	6min	

Team Match No : 10 Table : 4 Umpires : RAGAB Elsayed (EGY) VARENGOT Yannick (FRA)

Player Statistics	WILSON R / McKIBBIN A (GBR)						VALERA MUNOZ VARG. / MORALES GARCIA J (ESP)					
	Game					Match	Game					Match
	1	2	3	4	5		1	2	3	4	5	
Points won	5	18	9	9		41	11	16	11	10		48
Biggest lead	2	2	1	2		2	6	3	4	4		6
Points won on own serve	3	9	3	2		17	6	8	4	2		20
Points lost on own serve	5	8	7	8		28	2	9	6	7		24
Most consecutive points won	2	4	5	6		6	5	4	3	4		5
Greatest deficit overcome	-	3	-	-		3	2	-	1	2		2
Handedness/Grip	Right/ - Right/						Right/ - Right/					

Game/Match Statistics	Game					Match
	1	2	3	4	5	
Longest rally (strokes)	5	9	7	7		9
Average rally	3	4	4	3		3

Game Progress

1	WILSON R / McKIBBIN A (GBR)	-*0	2	*-3	3	-*3	4	*-4	4	5								
	VALERA MUNOZ VARG. / MORALES GARCIA J (ESP)	0	-*0	1	*-3	5	-*6	8	*-10	11								
2	WILSON R / McKIBBIN A (GBR)	0	-*0	1	*-2	4	-*5	5	*-6	7	-*8	10	*-10	11	*-12	12	*-13	13
	VALERA MUNOZ VARG. / MORALES GARCIA J (ESP)	-*0	2	*-3	4	*-4	5	*-7	8	-*9	10	*-10	11	-*11	11	*-12	12	*-13
		-*14	14	*-15	15	-*15	16	*-17	18									
		13	*-14	14	*-15	16	*-16	16	16									
3	WILSON R / McKIBBIN A (GBR)	-*0	0	*-1	1	-*3	5	*-6	6	-*8	9	9						
	VALERA MUNOZ VARG. / MORALES GARCIA J (ESP)	0	-*2	3	*-5	5	-*5	6	*-8	8	-*9	11						
4	WILSON R / McKIBBIN A (GBR)	0	-*0	0	*-2	4	-*6	6	*-8	8	-*9	9						
	VALERA MUNOZ VARG. / MORALES GARCIA J (ESP)	0	2	*-4	4	*-4	4	*-6	6	-*8	9	11						

Note:

The "Greatest deficit overcome" only applies when the pair ends up winning the game.

Legend:

- First player of pair is server - Second player of pair is server No. Number



Detailed Team Match Results

Resultados detalhados da partida por equipe

Great Britain (GBR) 2 - 1 Spain (ESP)

Match 2: **WILSON Ross (GBR)** 3-0 VALERA MUNOZ VARGAS Alvaro (ESP)

Match Summary		Match	Game 1	Game 2	Game 3	Game 4	Game 5
WILSON Ross	GBR	3	11	11	11		
VALERA MUNOZ VARGAS Alvaro	ESP	0	4	7	9		
	Duration	21min	5min	5min	6min		

Team Match No : 10 Table : 4 Umpires : RAGAB Elsayed (EGY) VARENGOT Yannick (FRA)

Player Statistics	WILSON Ross (GBR)						VALERA MUNOZ VARGAS Alvaro (ESP)					
	Game					Match	Game					Match
	1	2	3	4	5		1	2	3	4	5	
Points won	11	11	11			33	4	7	9			20
Biggest lead	7	4	4			7	1	-	-			1
Points won on own serve	7	5	7			19	3	4	6			13
Points lost on own serve	1	3	3			7	4	6	4			14
Most consecutive points won	4	3	4			4	1	2	4			4
Greatest deficit overcome	1	-	-			1	-	-	-			-
Handedness/Grip	Right/						Right/					

Game/Match Statistics	Game					Match
	1	2	3	4	5	
Longest rally (strokes)	15	15	11			15
Average rally	6	5	4			5

Game Progress

1	WILSON Ross (GBR)	*0	1	*2	4	*5	7	*8	10	11		
	VALERA MUNOZ VARGAS Alvaro (ESP)	0	*1	2	*2	3	*3	4	*4	4		
2	WILSON Ross (GBR)	0	*2	2	*3	5	*6	7	*8	10	11	
	VALERA MUNOZ VARGAS Alvaro (ESP)	*0	0	*2	3	*3	4	*5	6	*6	7	
3	WILSON Ross (GBR)	*0	2	*2	4	*4	6	*8	9	*9	11	
	VALERA MUNOZ VARGAS Alvaro (ESP)	0	*0	2	*2	4	*4	4	*5	7	*9	9

Note:

The "Greatest deficit overcome" only applies when the player ends up winning the game.

Legend:

* Server No. Number



Detailed Team Match Results

Resultados detalhados da partida por equipe

Great Britain (GBR) 2 - 1 Spain (ESP)

Match 3: BAYLEY William John (GBR) 3-0 MORALES GARCIA Jordi (ESP)

Match Summary		Match	Game 1	Game 2	Game 3	Game 4	Game 5
BAYLEY William John	GBR	3	11	11	11		
MORALES GARCIA Jordi	ESP	0	9	8	2		
	Duration	21min	6min	6min	4min		

Team Match No : 10 Table : 4 Umpires : RAGAB Elsayed (EGY) VARENGOT Yannick (FRA)

Player Statistics	BAYLEY William John (GBR)						MORALES GARCIA Jordi (ESP)					
	Game					Match	Game					Match
	1	2	3	4	5		1	2	3	4	5	
Points won	11	11	10			32	9	8	2			19
Biggest lead	4	3	9			9	1	2	-			2
Points won on own serve	6	5	5			16	5	4	1			10
Points lost on own serve	4	4	1			9	5	6	5			16
Most consecutive points won	5	4	7			7	3	3	2			3
Greatest deficit overcome	1	2	-			2	-	-	-			-
Handedness/Grip	Right/						Right/					

Game/Match Statistics	Game					Match
	1	2	3	4	5	
Longest rally (strokes)	11	13	7	0		13
Average rally	5	4	5	0		5

Game Progress

1	BAYLEY William John (GBR)	*0	1	*2	3	*4	5	*7	9	*9	10	11
	MORALES GARCIA Jordi (ESP)	0	*1	2	*3	4	*5	5	*5	7	*8	9
2	BAYLEY William John (GBR)	0	*1	1	*3	4	*5	7	*8	9	*10	11
	MORALES GARCIA Jordi (ESP)	*0	1	*3	3	*4	5	*5	6	*7	8	8
3	BAYLEY William John (GBR)	0	2	*4	6	*7	8	*10	11			
	MORALES GARCIA Jordi (ESP)	0	*0	0	*0	1	*2	2	2			

Note:
The "Greatest deficit overcome" only applies when the player ends up winning the game.

Legend:
* Server
No. Number



Detailed Team Match Results
Resultados detalhados da partida por equipe

Slovakia (SVK) 0 - 2 Sweden (SWE)

Team Match No : 11 Table : 6 Umpires : SCARR Valerie (NZL) MATOS Ravi (BRA)

Match 1			Match	Game 1	Game 2	Game 3	Game 4	Game 5
	JAMBOR M / CSEJTEY R	SVK	0	5	8	9		
	ANDERSSON E / KARLSSON L	SWE	3	11	11	11		
Duration			16min	4min	5min	5min		

Match 2			Match	Game 1	Game 2	Game 3	Game 4	Game 5
A	JAMBOR Miroslav	SVK	0	7	4	6		
X	ANDERSSON Emil	SWE	3	11	11	11		
Duration			15min	4min	4min	5min		

Duration of Team Match		35min
------------------------	--	--------------

Player Statistics	Slovakia (SVK)				Sweden (SWE)			
	Match			Team Match	Match			Team Match
	1	2	3		1	2	3	
Points won	22	17		39	32	33		65
Biggest lead	3	-		3	6	8		8
Points won on own serve	12	7		19	16	16		32
Points lost on own serve	16	17		33	10	10		20
Most consecutive points won	5	4		5	7	8		8
Greatest deficit overcome	-	-		-	3	-		3

Match/Team Match Statistics	Match			Team Match
	1	2	3	
Longest rally (strokes)	10	9		10
Average rally	4	4		4

Note:
The "Greatest deficit overcome" only applies when the player/pair ends up winning the game.

Legend:
No. Number



Detailed Team Match Results

Resultados detalhados da partida por equipe

Slovakia (SVK) 0 - 2 Sweden (SWE)

Match 1: JAMBOR Miroslav (SVK) 0-3 ANDERSSON Emil (SWE)
CSEJTEY Richard KARLSSON Linus

Match Summary		Match	Game 1	Game 2	Game 3	Game 4	Game 5
JAMBOR Miroslav / CSEJTEY R	SVK	0	5	8	9		
ANDERSSON Emil / KARLSSON L	SWE	3	11	11	11		
Duration		16min	4min	5min	5min		

Team Match No : 11 Table : 6 Umpires : SCARR Valerie (NZL) MATOS Ravi (BRA)

Player Statistics	JAMBOR M / CSEJTEY R (SVK)						ANDERSSON E / KARLSSON L (SWE)					
	Game					Match	Game					Match
	1	2	3	4	5		1	2	3	4	5	
Points won	5	8	9			22	11	11	10			32
Biggest lead	1	-	3			3	6	3	2			6
Points won on own serve	3	4	5			12	6	5	5			16
Points lost on own serve	5	6	5			16	2	4	4			10
Most consecutive points won	2	2	5			5	7	3	5			7
Greatest deficit overcome	-	-	-			-	1	-	3			3
Handedness/Grip	Right/ - Left/						Right/ - Right/					

Game/Match Statistics	Game					Match
	1	2	3	4	5	
Longest rally (strokes)	8	9	10			10
Average rally	4	5	4			4

Game Progress

1	JAMBOR M / CSEJTEY R (SVK)	0	*0	2	*-3	4	*-5	5	*-5	5		
	ANDERSSON E / KARLSSON L (SWE)	*-0	2	*-2	3	*-4	5	*-7	9	11		
2	JAMBOR M / CSEJTEY R (SVK)	*-0	0	*-1	2	*-3	4	*-5	6	*-7	8	8
	ANDERSSON E / KARLSSON L (SWE)	0	*-2	3	*-4	5	*-6	7	*-8	9	*-10	11
3	JAMBOR M / CSEJTEY R (SVK)	0	*-0	2	*-4	5	*-6	6	*-6	8	*-9	9
	ANDERSSON E / KARLSSON L (SWE)	0	2	*-2	2	*-3	4	*-6	8	*-8	9	11

Note:

The "Greatest deficit overcome" only applies when the pair ends up winning the game.

Legend:

*- First player of pair is server *- Second player of pair is server No. Number



Detailed Team Match Results

Resultados detalhados da partida por equipe

Slovakia (SVK) 0 - 2 Sweden (SWE)

Match 2: JAMBOR Miroslav (SVK) 0-3 ANDERSSON Emil (SWE)

Match Summary		Match	Game 1	Game 2	Game 3	Game 4	Game 5
JAMBOR Miroslav	SVK	0	7	4	6		
ANDERSSON Emil	SWE	3	11	11	11		
Duration		15min	4min	4min	5min		

Team Match No : 11 Table : 6 Umpires : SCARR Valerie (NZL) MATOS Ravi (BRA)

Player Statistics	JAMBOR Miroslav (SVK)						ANDERSSON Emil (SWE)					
	Game					Match	Game					Match
	1	2	3	4	5		1	2	3	4	5	
Points won	7	4	6			17	11	11	11			33
Biggest lead	-	-	-			-	8	7	5			8
Points won on own serve	4	1	2			7	7	4	5			16
Points lost on own serve	4	7	6			17	3	3	4			10
Most consecutive points won	4	1	2			4	8	3	3			8
Greatest deficit overcome	-	-	-			-	-	-	-			-
Handedness/Grip	Right/						Right/					

Game/Match Statistics	Game					Match
	1	2	3	4	5	
Longest rally (strokes)	9	7	9			9
Average rally	4	4	5			4

Game Progress

1	JAMBOR Miroslav (SVK)	0	*0	0	*0	0	*2	4	*5	7	7
	ANDERSSON Emil (SWE)	*0	2	*4	6	*8	8	*8	9	*9	11
2	JAMBOR Miroslav (SVK)	*0	0	*1	1	*2	2	*3	4	4	
	ANDERSSON Emil (SWE)	0	*2	3	*5	6	*8	9	*10	11	
3	JAMBOR Miroslav (SVK)	0	*0	1	*2	3	*4	4	*6	6	6
	ANDERSSON Emil (SWE)	*0	2	*3	4	*5	6	*8	8	*10	11

Note:

The "Greatest deficit overcome" only applies when the player ends up winning the game.

Legend:

* Server No. Number



Detailed Team Match Results

Resultados detalhados da partida por equipe

People's Republic of China (CHN) 2 - 0 Hungary (HUN)

Team Match No : 12 Table : 8 Umpires : dos SANTOS Danilo (BRA) MIRANDA Barjonas (BRA)

Match 1		Match	Game 1	Game 2	Game 3	Game 4	Game 5
ZHAO S / YE C	CHN	3	11	11	11		
ZBORAI G / CSONKA A	HUN	0	5	6	6		
Duration		16min	4min	5min	4min		

Match 2		Match	Game 1	Game 2	Game 3	Game 4	Game 5
A ZHAO Shuai	CHN	3	11	11	8	11	
X ZBORAI Gyula	HUN	1	3	6	11	7	
Duration		23min	3min	4min	5min	5min	

Duration of Team Match	42min
------------------------	-------

Player Statistics	People's Republic of China (CHN)				Hungary (HUN)			
	Match			Team Match	Match			Team Match
	1	2	3		1	2	3	
Points won	31	40		71	17	27		44
Biggest lead	7	8		8	3	3		3
Points won on own serve	17	17		34	10	10		20
Points lost on own serve	7	17		24	14	23		37
Most consecutive points won	7	5		7	3	4		4
Greatest deficit overcome	3	1		3	-	2		2

Match/Team Match Statistics	Match			Team Match
	1	2	3	
Longest rally (strokes)	10	22		22
Average rally	4	5		4

Note:

The "Greatest deficit overcome" only applies when the player/pair ends up winning the game.

Legend:

No. Number



Detailed Team Match Results

Resultados detalhados da partida por equipe

People's Republic of China (CHN) 2 - 0 Hungary (HUN)

Match 1: ZHAO Shuai (CHN) 3-0 ZBORAI Gyula (HUN)
YE Chaoqun CSONKA Andras

Match Summary		Match	Game 1	Game 2	Game 3	Game 4	Game 5
ZHAO Shuai / YE C	CHN	3	11	11	11		
ZBORAI Gyula / CSONKA A	HUN	0	5	6	6		
	Duration	16min	4min	5min	4min		

Team Match No : 12 Table : 8 Umpires : dos SANTOS Danilo (BRA) MIRANDA Barjonas (BRA)

Player Statistics	ZHAO S / YE C (CHN)						ZBORAI G / CSONKA A (HUN)					
	Game					Match	Game					Match
	1	2	3	4	5		1	2	3	4	5	
Points won	11	10	10			31	5	6	6			17
Biggest lead	7	5	5			7	2	3	1			3
Points won on own serve	7	5	5			17	4	3	3			10
Points lost on own serve	1	3	3			7	4	5	5			14
Most consecutive points won	7	6	5			7	2	3	3			3
Greatest deficit overcome	2	3	1			3	-	-	-			-
Handedness/Grip	Right/ - Right/						Right/ - Left/					

Game/Match Statistics	Game					Match
	1	2	3	4	5	
Longest rally (strokes)	7	10	6			10
Average rally	4	4	3			4

Game Progress

1	ZHAO S / YE C (CHN)	0	*0	2	*3	5	*7	9	*10	11	
	ZBORAI G / CSONKA A (HUN)	*0	2	*2	3	*3	3	*3	4	5	
2	ZHAO S / YE C (CHN)	0	1	*1	2	*3	5	*7	8	*10	11
	ZBORAI G / CSONKA A (HUN)	0	*1	3	*4	5	*5	5	*6	6	6
3	ZHAO S / YE C (CHN)	0	*1	2	*4	5	*5	7	*9	10	11
	ZBORAI G / CSONKA A (HUN)	0	1	*2	2	*3	5	*5	5	*6	6

Note:

The "Greatest deficit overcome" only applies when the pair ends up winning the game.

Legend:

*- First player of pair is server *- Second player of pair is server No. Number



Detailed Team Match Results

Resultados detalhados da partida por equipe

People's Republic of China (CHN) 2 - 0 Hungary (HUN)

Match 2: ZHAO Shuai (CHN) 3-1 ZBORAI Gyula (HUN)

Match Summary		Match	Game 1	Game 2	Game 3	Game 4	Game 5
ZHAO Shuai	CHN	3	11	11	8	11	
ZBORAI Gyula	HUN	1	3	6	11	7	
	Duration	23min	3min	4min	5min	5min	

Team Match No : 12 Table : 8 Umpires : dos SANTOS Danilo (BRA) MIRANDA Barjonas (BRA)

Player Statistics	ZHAO Shuai (CHN)						ZBORAI Gyula (HUN)					
	Game					Match	Game					Match
	1	2	3	4	5		1	2	3	4	5	
Points won	11	11	7	11		40	3	6	11	7		27
Biggest lead	8	5	2	5		8	-	-	3	1		3
Points won on own serve	5	6	2	4		17	2	3	4	1		10
Points lost on own serve	1	3	7	6		17	6	5	5	7		23
Most consecutive points won	5	4	2	4		5	2	2	4	2		4
Greatest deficit overcome	-	-	-	1		1	-	-	2	-		2
Handedness/Grip	Right/						Right/					

Game/Match Statistics	Game					Match
	1	2	3	4	5	
Longest rally (strokes)	11	8	11	22		22
Average rally	4	3	4	7		5

Game Progress

1	ZHAO Shuai (CHN)	0	*2	4	*5	6	*8	10	11			
	ZBORAI Gyula (HUN)	*0	0	*0	1	*2	2	*2	3			
2	ZHAO Shuai (CHN)	*0	1	*3	5	*5	6	*8	9	*10	11	
	ZBORAI Gyula (HUN)	0	*1	1	*1	3	*4	4	*5	6	6	
3	ZHAO Shuai (CHN)	0	*2	3	*4	5	*6	6	*7	7	*8	8
	ZBORAI Gyula (HUN)	0	0	*1	2	*3	4	*6	7	*9	10	11
4	ZHAO Shuai (CHN)	*0	1	*3	4	*6	6	*8	9	*10	11	
	ZBORAI Gyula (HUN)	0	*1	1	*2	2	*4	4	*5	6	7	

Note:

The "Greatest deficit overcome" only applies when the player ends up winning the game.

Legend:

* Server No. Number



Detailed Team Match Results

Resultados detalhados da partida por equipe

Ukraine (UKR) 2 - 0 Great Britain (GBR)

Team Match No : 13 Table : 2 Umpires : BAUR Helton Luis (BRA) CLARO Bruno Augusto (BRA)

Match 1		Match	Game 1	Game 2	Game 3	Game 4	Game 5	
	DIDUKH V / NIKOLENKO M	UKR	3	11	11	10	7	11
	WILSON R / McKIBBIN A	GBR	2	4	4	12	11	6
Duration		43min	5min	5min	9min	7min	6min	

Match 2		Match	Game 1	Game 2	Game 3	Game 4	Game 5
A	DIDUKH Viktor	UKR	3	11	11	11	
X	BAYLEY William John	GBR	0	2	6	6	
Duration		17min	4min	5min	6min		

Duration of Team Match	1h8min
------------------------	---------------

Player Statistics	Ukraine (UKR)			Team Match	Great Britain (GBR)			
	Match				Match			
	1	2	3		1	2	3	
Points won	50	33		83	37	14		51
Biggest lead	7	9		9	4	1		4
Points won on own serve	26	16		42	20	7		27
Points lost on own serve	17	7		24	24	17		41
Most consecutive points won	5	7		7	5	4		5
Greatest deficit overcome	-	1		1	3	-		3

Match/Team Match Statistics	Match			Team Match
	1	2	3	
Longest rally (strokes)	8	12		12
Average rally	4	4		4

Note:
 The "Greatest deficit overcome" only applies when the player/pair ends up winning the game.

Legend:
 No. Number



Detailed Team Match Results

Resultados detalhados da partida por equipe

Ukraine (UKR) 2 - 0 Great Britain (GBR)

Match 1: **DIDUKH Viktor (UKR)** **3-2** **WILSON Ross (GBR)**
NIKOLENKO Maxym **McKIBBIN Aaron**

Match Summary		Match	Game 1	Game 2	Game 3	Game 4	Game 5
DIDUKH Viktor / NIKOLENKO M	UKR	3	11	11	10	7	11
WILSON Ross / McKIBBIN A	GBR	2	4	4	12	11	6
	Duration	43min	5min	5min	9min	7min	6min

Team Match No : 13 Table : 2 Umpires : BAUR Helton Luis (BRA) CLARO Bruno Augusto (BRA)

Player Statistics	DIDUKH V / NIKOLENKO M (UKR)						WILSON R / McKIBBIN A (GBR)					
	Game					Match	Game					Match
	1	2	3	4	5		1	2	3	4	5	
Points won	11	11	10	7	11	50	4	4	12	11	6	37
Biggest lead	7	7	3	2	6	7	-	-	2	4	-	4
Points won on own serve	5	4	7	4	6	26	1	1	8	7	3	20
Points lost on own serve	3	3	4	4	3	17	6	7	3	3	5	24
Most consecutive points won	5	4	3	2	5	5	1	2	3	3	5	5
Greatest deficit overcome	-	-	-	-	-	-	-	-	3	2	-	3
Handedness/Grip	Right/ - Right/						Right/ - Right/					

Game/Match Statistics	Game					Match
	1	2	3	4	5	
Longest rally (strokes)	6	6	8	7	8	8
Average rally	3	3	4	3	4	4

Game Progress

1	DIDUKH V / NIKOLENKO M (UKR)	-*0	1	*-2	4	-*6	7	*-9	10	11					
	WILSON R / McKIBBIN A (GBR)	0	*-1	2	-*2	2	*-3	3	-*4	4					
2	DIDUKH V / NIKOLENKO M (UKR)	0	-*2	3	*-4	5	-*7	8	*-10	11					
	WILSON R / McKIBBIN A (GBR)	*-0	0	-*1	2	*-3	3	-*4	4	4					
3	DIDUKH V / NIKOLENKO M (UKR)	-*0	2	*-3	4	-*4	6	*-6	7	-*8	9	*-10	10	10	10
	WILSON R / McKIBBIN A (GBR)	0	*-0	1	-*2	4	*-4	6	-*7	8	*-9	10	-*11	11	12
4	DIDUKH V / NIKOLENKO M (UKR)	0	-*2	3	*-3	4	-*5	6	*-6	7	7				
	WILSON R / McKIBBIN A (GBR)	*-0	0	-*1	3	*-4	5	-*6	8	*-9	11				
5	DIDUKH V / NIKOLENKO M (UKR)	-*0	2	*-3	5	-*7	7	*-7	8	*-10	11				
	WILSON R / McKIBBIN A (GBR)	0	*-0	1	-*1	1	*-3	5	-*6	6	6				

Note:

The "Greatest deficit overcome" only applies when the pair ends up winning the game.

Legend:

- First player of pair is server - Second player of pair is server No. Number



Detailed Team Match Results

Resultados detalhados da partida por equipe

Ukraine (UKR) 2 - 0 Great Britain (GBR)

Match 2: DIDUKH Viktor (UKR) 3-0 BAYLEY William John (GBR)

Match Summary		Match	Game 1	Game 2	Game 3	Game 4	Game 5
DIDUKH Viktor	UKR	3	11	11	11		
BAYLEY William John	GBR	0	2	6	6		
Duration		17min	4min	5min	6min		

Team Match No : 13 Table : 2 Umpires : BAUR Helton Luis (BRA) CLARO Bruno Augusto (BRA)

Player Statistics	DIDUKH Viktor (UKR)						BAYLEY William John (GBR)					
	Game					Match	Game					Match
	1	2	3	4	5		1	2	3	4	5	
Points won	11	11	11			33	2	6	6			14
Biggest lead	9	6	5			9	-	-	1			1
Points won on own serve	6	7	3			16	2	4	1			7
Points lost on own serve	0	2	5			7	5	4	8			17
Most consecutive points won	7	5	3			7	1	4	2			4
Greatest deficit overcome	-	-	1			1	-	-	-			-
Handedness/Grip	Right/						Right/					

Game/Match Statistics	Game					Match
	1	2	3	4	5	
Longest rally (strokes)	8	12	9			12
Average rally	4	4	4			4

Game Progress

1	DIDUKH Viktor (UKR)	0	*1	3	*4	6	*8	10	11		
	BAYLEY William John (GBR)	*0	1	*1	2	*2	2	*2	2		
2	DIDUKH Viktor (UKR)	*0	2	*3	5	*7	7	*7	9	*10	11
	BAYLEY William John (GBR)	0	*0	1	*1	1	*3	5	*5	6	6
3	DIDUKH Viktor (UKR)	0	*1	2	*4	4	*6	7	*9	10	11
	BAYLEY William John (GBR)	*0	1	*2	2	*4	4	*5	5	*6	6

Note:

The "Greatest deficit overcome" only applies when the player ends up winning the game.

Legend:

* Server

No. Number



Detailed Team Match Results

Resultados detalhados da partida por equipe

Sweden (SWE) 2 - 1 People's Republic of China (CHN)

Team Match No : 14 Table : 4 Umpires : CRUZ Lara (BRA) DEMARIO Leonor (BRA)

Match 1			Match	Game 1	Game 2	Game 3	Game 4	Game 5
	ANDERSSON E / KARLSSON L	SWE	3	11	5	8	11	11
	ZHAO S / YE C	CHN	2	7	11	11	4	5
Duration			28min	4min	4min	5min	4min	6min

Match 2			Match	Game 1	Game 2	Game 3	Game 4	Game 5
A	ANDERSSON Emil	SWE	2	14	11	3	9	4
X	ZHAO Shuai	CHN	3	12	7	11	11	11
Duration			31min	7min	5min	4min	5min	4min

Match 3			Match	Game 1	Game 2	Game 3	Game 4	Game 5
B	KARLSSON Linus	SWE	3	13	11	7	11	
Y	YE Chaoqun	CHN	1	11	2	11	3	
Duration			23min	5min	3min	5min	4min	

Duration of Team Match	1h31min
------------------------	---------

Player Statistics	Sweden (SWE)				People's Republic of China (CHN)			
	Match			Team Match	Match			Team Match
	1	2	3		1	2	3	
Points won	46	41	42	129	38	51	27	116
Biggest lead	7	5	9	9	6	8	6	8
Points won on own serve	25	24	23	72	20	29	15	64
Points lost on own serve	18	22	12	52	21	17	19	57
Most consecutive points won	5	5	8	8	6	6	6	6
Greatest deficit overcome	1	2	4	4	1	-	-	1

Match/Team Match Statistics	Match			Team Match
	1	2	3	
Longest rally (strokes)	21	14	22	22
Average rally	5	6	6	6

Note:

The "Greatest deficit overcome" only applies when the player/pair ends up winning the game.

Legend:

No. Number



Detailed Team Match Results

Resultados detalhados da partida por equipe

Sweden (SWE) 2 - 1 People's Republic of China (CHN)

Match 1: **ANDERSSON Emil (SWE)** 3-2 **ZHAO Shuai (CHN)**
KARLSSON Linus **YE Chaoqun**

Match Summary		Match	Game 1	Game 2	Game 3	Game 4	Game 5
ANDERSSON Emil / KARLSSON L	SWE	3	11	5	8	11	11
ZHAO Shuai / YE C	CHN	2	7	11	11	4	5
	Duration	28min	4min	4min	5min	4min	6min

Team Match No : 14 Table : 4 Umpires : CRUZ Lara (BRA) DEMARIO Leonor (BRA)

Player Statistics	ANDERSSON E / KARLSSON L (SWE)						ZHAO S / YE C (CHN)					
	Game					Match	Game					Match
	1	2	3	4	5		1	2	3	4	5	
Points won	11	5	8	11	11	46	7	11	11	4	5	38
Biggest lead	5	1	-	7	6	7	1	6	3	-	1	6
Points won on own serve	5	4	5	5	6	25	2	7	6	2	3	20
Points lost on own serve	5	4	5	2	2	18	6	1	3	6	5	21
Most consecutive points won	4	2	3	5	4	5	4	6	3	1	2	6
Greatest deficit overcome	1	-	-	-	1	1	-	1	-	-	-	1
Handedness/Grip	Right/ - Right/						Right/ - Right/					

Game/Match Statistics	Game					Match
	1	2	3	4	5	
Longest rally (strokes)	11	8	8	8	21	21
Average rally	4	5	5	5	6	5

Game Progress

1	ANDERSSON E / KARLSSON L (SWE)	-*0	1	*-3	4	-*6	7	*-7	8	-*10	11
	ZHAO S / YE C (CHN)	0	-*1	1	*-2	2	-*3	5	*-6	6	7
2	ANDERSSON E / KARLSSON L (SWE)	0	-*1	1	*-1	2	-*2	4	*-4	5	
	ZHAO S / YE C (CHN)	-*0	1	*-3	5	-*6	8	*-8	10	11	
3	ANDERSSON E / KARLSSON L (SWE)	-*0	1	*-1	3	-*4	4	*-5	7	-*8	8
	ZHAO S / YE C (CHN)	0	-*1	3	*-3	4	-*6	7	*-7	8	11
4	ANDERSSON E / KARLSSON L (SWE)	0	-*2	3	*-4	5	-*6	8	*-10	11	
	ZHAO S / YE C (CHN)	-*0	0	*-1	2	-*3	4	*-4	4	4	
5	ANDERSSON E / KARLSSON L (SWE)	-*0	1	*-3	4	-*4	6	*-7	9	11	
	ZHAO S / YE C (CHN)	0	-*1	1	*-2	4	-*4	5	*-5	5	

Note:

The "Greatest deficit overcome" only applies when the pair ends up winning the game.

Legend:

- First player of pair is server - Second player of pair is server No. Number



Detailed Team Match Results

Resultados detalhados da partida por equipe

Sweden (SWE) 2 - 1 People's Republic of China (CHN)

Match 2: **ANDERSSON Emil (SWE)** **2-3** **ZHAO Shuai (CHN)**

Match Summary		Match	Game 1	Game 2	Game 3	Game 4	Game 5
ANDERSSON Emil	SWE	2	14	11	3	9	4
ZHAO Shuai	CHN	3	12	7	11	11	11
Duration		31min	7min	5min	4min	5min	4min

Team Match No : 14 Table : 4 Umpires : CRUZ Lara (BRA) DEMARIO Leonor (BRA)

Player Statistics	ANDERSSON Emil (SWE)						ZHAO Shuai (CHN)					
	Game					Match	Game					Match
	1	2	3	4	5		1	2	3	4	5	
Points won	14	11	3	9	4	41	12	7	11	11	10	51
Biggest lead	3	5	-	-	-	5	2	1	8	4	8	8
Points won on own serve	7	6	2	6	3	24	6	5	5	7	6	29
Points lost on own serve	6	2	6	4	4	22	7	5	1	3	1	17
Most consecutive points won	5	5	1	3	2	5	3	2	6	3	5	6
Greatest deficit overcome	2	1	-	-	-	2	-	-	-	-	-	-
Handedness/Grip	Right/						Right/					

Game/Match Statistics	Game					Match
	1	2	3	4	5	
Longest rally (strokes)	11	10	14	12	9	14
Average rally	6	5	7	6	5	6

Game Progress

1	ANDERSSON Emil (SWE)	*0	1	*2	2	*3	5	*7	8	*9	10	*10	11	*11	11	*12	13	14
	ZHAO Shuai (CHN)	0	*1	2	*4	5	*5	5	*6	7	*8	10	*10	11	*12	12	*12	12
2	ANDERSSON Emil (SWE)	0	*1	3	*5	6	*7	8	*8	10	11							
	ZHAO Shuai (CHN)	*0	1	*1	1	*2	3	*4	6	*6	7							
3	ANDERSSON Emil (SWE)	*0	1	*1	1	*1	2	*3	3									
	ZHAO Shuai (CHN)	0	*1	3	*5	7	*8	9	11									
4	ANDERSSON Emil (SWE)	0	*0	1	*1	3	*4	5	*6	7	*8	9						
	ZHAO Shuai (CHN)	*0	2	*3	5	*5	6	*7	8	*9	10	11						
5	ANDERSSON Emil (SWE)	0	1	*1	1	*2	2	*2	4	4								
	ZHAO Shuai (CHN)	0	*1	3	*5	6	*8	10	*10	11								

Note:

The "Greatest deficit overcome" only applies when the player ends up winning the game.

Legend:

* Server **No.** Number



Detailed Team Match Results

Resultados detalhados da partida por equipe

Sweden (SWE) 2 - 1 People's Republic of China (CHN)

Match 3: **KARLSSON Linus (SWE)** 3-1 **YE Chaoqun (CHN)**

Match Summary		Match	Game 1	Game 2	Game 3	Game 4	Game 5
KARLSSON Linus	SWE	3	13	11	7	11	
YE Chaoqun	CHN	1	11	2	11	3	
	Duration	23min	5min	3min	5min	4min	

Team Match No : 14 Table : 4 Umpires : CRUZ Lara (BRA) DEMARIO Leonor (BRA)

Player Statistics	KARLSSON Linus (SWE)						YE Chaoqun (CHN)					
	Game					Match	Game					Match
	1	2	3	4	5		1	2	3	4	5	
Points won	13	11	7	11		42	11	2	11	3		27
Biggest lead	2	9	-	8		9	4	-	6	-		6
Points won on own serve	8	6	3	6		23	7	1	6	1		15
Points lost on own serve	4	1	5	2		12	5	5	4	5		19
Most consecutive points won	4	8	4	5		8	4	1	6	1		6
Greatest deficit overcome	4	-	-	-		4	-	-	-	-		-
Handedness/Grip	Right/						Right/					

Game/Match Statistics	Game					Match
	1	2	3	4	5	
Longest rally (strokes)	11	13	22	11		22
Average rally	5	6	8	6		6

Game Progress

1	KARLSSON Linus (SWE)	0	*1	1	*1	3	*4	5	*5	7	*8	10	*11	11	*12	13
	YE Chaoqun (CHN)	*0	1	*3	5	*5	6	*7	9	*9	10	*10	10	*11	11	*11
2	KARLSSON Linus (SWE)	*0	2	*4	6	*8	9	*10	11							
	YE Chaoqun (CHN)	0	*0	0	*0	0	*1	2	2							
3	KARLSSON Linus (SWE)	0	*0	0	*0	1	*3	4	*6	7	7					
	YE Chaoqun (CHN)	*0	2	*4	6	*7	7	*8	8	*9	11					
4	KARLSSON Linus (SWE)	*0	2	*4	5	*6	8	*10	11							
	YE Chaoqun (CHN)	0	*0	0	*1	2	*2	2	3							

Note:

The "Greatest deficit overcome" only applies when the player ends up winning the game.

Legend:

* Server

No. Number



Detailed Team Match Results

Resultados detalhados da partida por equipe

People's Republic of China (CHN) **1 - 2** Great Britain (GBR)

Team Match No : 15 Table : 4 Umpires : CHUNG Li-Chuan (TPE) MANCINI Marco (BRA)

Match 1			Match	Game 1	Game 2	Game 3	Game 4	Game 5
	ZHAO S / YE C	CHN	2	7	9	11	11	9
	WILSON R / McKIBBIN A	GBR	3	11	11	7	3	11
Duration			36min	5min	6min	6min	4min	8min

Match 2			Match	Game 1	Game 2	Game 3	Game 4	Game 5
A	ZHAO Shuai	CHN	3	11	11	6	11	
X	WILSON Ross	GBR	1	7	9	11	6	
Duration			26min	4min	6min	6min	5min	

Match 3			Match	Game 1	Game 2	Game 3	Game 4	Game 5
B	SUN Churen	CHN	2	6	11	3	11	10
Y	McKIBBIN Aaron	GBR	3	11	9	11	9	12
Duration			43min	5min	7min	5min	7min	9min

Duration of Team Match	1h54min
------------------------	----------------

Player Statistics	People's Republic of China (CHN)				Great Britain (GBR)			
	Match			Team Match	Match			Team Match
	1	2	3		1	2	3	
Points won	47	39	41	127	43	33	51	127
Biggest lead	8	6	3	8	5	5	8	8
Points won on own serve	25	23	21	69	22	21	24	67
Points lost on own serve	21	12	27	60	22	16	20	58
Most consecutive points won	4	4	4	4	4	4	10	10
Greatest deficit overcome	-	3	1	3	3	2	2	3

Match/Team Match Statistics	Match			Team Match
	1	2	3	
Longest rally (strokes)	11	13	14	14
Average rally	4	4	5	4

Note:

The "Greatest deficit overcome" only applies when the player/pair ends up winning the game.

Legend:

No. Number



Detailed Team Match Results

Resultados detalhados da partida por equipe

People's Republic of China (CHN) **1 - 2** Great Britain (GBR)

Match 1: ZHAO Shuai (CHN) **2-3** WILSON Ross (GBR)
YE Chaoqun MCKIBBIN Aaron

Match Summary		Match	Game 1	Game 2	Game 3	Game 4	Game 5
ZHAO Shuai / YE C	CHN	2	7	9	11	11	9
WILSON Ross / MCKIBBIN A	GBR	3	11	11	7	3	11
	Duration	36min	5min	6min	6min	4min	8min

Team Match No : 15 Table : 4 Umpires : CHUNG Li-Chuan (TPE) MANCINI Marco (BRA)

Player Statistics	ZHAO S / YE C (CHN)						WILSON R / MCKIBBIN A (GBR)					
	Game					Match	Game					Match
	1	2	3	4	5		1	2	3	4	5	
Points won	7	9	11	11	9	47	11	11	7	3	11	43
Biggest lead	-	-	6	8	3	8	5	3	-	-	3	5
Points won on own serve	3	5	7	5	5	25	4	6	4	2	6	22
Points lost on own serve	7	5	3	1	5	21	4	4	4	6	4	22
Most consecutive points won	2	2	4	4	4	4	3	3	3	1	4	4
Greatest deficit overcome	-	-	-	-	-	-	-	-	-	-	3	3
Handedness/Grip	Right/ - Right/						Right/ - Right/					

Game/Match Statistics	Game					Match
	1	2	3	4	5	
Longest rally (strokes)	6	6	6	5	11	11
Average rally	4	3	4	3	4	4

Game Progress

1	ZHAO S / YE C (CHN)	*-0	0	*-1	1	*-2	3	*-4	5	*-6	7	
	WILSON R / MCKIBBIN A (GBR)	0	*-2	3	*-5	6	*-7	8	*-9	10	11	
2	ZHAO S / YE C (CHN)	0	*-1	1	*-2	3	*-4	6	*-6	8	*-9	9
	WILSON R / MCKIBBIN A (GBR)	*-0	1	*-3	4	*-5	6	*-6	8	*-8	9	11
3	ZHAO S / YE C (CHN)	*-0	2	*-4	4	*-5	7	*-8	10	*-10	11	
	WILSON R / MCKIBBIN A (GBR)	0	*-0	0	*-2	3	*-3	4	*-4	6	7	
4	ZHAO S / YE C (CHN)	0	*-1	3	*-4	6	*-8	9	11			
	WILSON R / MCKIBBIN A (GBR)	*-0	1	*-1	2	*-2	2	*-3	3			
5	ZHAO S / YE C (CHN)	*-0	2	*-3	3	*-4	5	*-5	6	*-8	9	9
	WILSON R / MCKIBBIN A (GBR)	0	*-0	1	*-3	4	*-5	7	*-8	8	*-9	11

Note:

The "Greatest deficit overcome" only applies when the pair ends up winning the game.

Legend:

*- First player of pair is server *- Second player of pair is server No. Number



Detailed Team Match Results

Resultados detalhados da partida por equipe

People's Republic of China (CHN) **1 - 2** Great Britain (GBR)

Match 2: **ZHAO Shuai (CHN)** **3-1** **WILSON Ross (GBR)**

Match Summary		Match	Game 1	Game 2	Game 3	Game 4	Game 5
ZHAO Shuai	CHN	3	11	11	6	11	
WILSON Ross	GBR	1	7	9	11	6	
Duration		26min	4min	6min	6min	5min	

Team Match No : 15 Table : 4 Umpires : CHUNG Li-Chuan (TPE) MANCINI Marco (BRA)

Player Statistics	ZHAO Shuai (CHN)						WILSON Ross (GBR)					
	Game					Match	Game					Match
	1	2	3	4	5		1	2	3	4	5	
Points won	11	11	6	11		39	7	9	11	6		33
Biggest lead	6	2	2	5		6	-	3	5	-		5
Points won on own serve	5	7	4	7		23	4	6	7	4		21
Points lost on own serve	3	3	4	2		12	6	4	2	4		16
Most consecutive points won	4	4	2	3		4	3	4	4	2		4
Greatest deficit overcome	-	3	-	-		3	-	-	2	-		2
Handedness/Grip	Right/						Right/					

Game/Match Statistics	Game					Match
	1	2	3	4	5	
Longest rally (strokes)	10	8	13	11		13
Average rally	4	4	6	4		4

Game Progress

1	ZHAO Shuai (CHN)	0	*2	3	*5	6	*7	9	*9	10	11	
	WILSON Ross (GBR)	*0	0	*1	1	*2	3	*3	5	*6	7	
2	ZHAO Shuai (CHN)	*0	2	*2	2	*3	4	*5	7	*8	10	11
	WILSON Ross (GBR)	0	*0	2	*4	5	*6	7	*7	8	*8	9
3	ZHAO Shuai (CHN)	0	*1	3	*3	4	*4	4	*5	6	6	
	WILSON Ross (GBR)	*0	1	*1	3	*4	6	*8	9	*10	11	
4	ZHAO Shuai (CHN)	*0	2	*3	4	*5	6	*7	9	*10	11	
	WILSON Ross (GBR)	0	*0	1	*2	3	*4	5	*5	6	6	

Note:

The "Greatest deficit overcome" only applies when the player ends up winning the game.

Legend:

* Server

No. Number



Detailed Team Match Results

Resultados detalhados da partida por equipe

People's Republic of China (CHN) **1 - 2** Great Britain (GBR)

Match 3: SUN Churen (CHN) **2-3** McKIBBIN Aaron (GBR)

Match Summary		Match	Game 1	Game 2	Game 3	Game 4	Game 5
SUN Churen	CHN	2	6	11	3	11	10
McKIBBIN Aaron	GBR	3	11	9	11	9	12
Duration		43min	5min	7min	5min	7min	9min

Team Match No : 15 Table : 4 Umpires : CHUNG Li-Chuan (TPE) MANCINI Marco (BRA)

Player Statistics	SUN Churen (CHN)						McKIBBIN Aaron (GBR)					
	Game					Match	Game					Match
	1	2	3	4	5		1	2	3	4	5	
Points won	6	11	3	11	10	41	11	9	11	8	12	51
Biggest lead	-	2	2	3	-	3	6	1	8	1	4	8
Points won on own serve	3	5	1	6	6	21	5	4	4	4	7	24
Points lost on own serve	6	5	7	4	5	27	3	6	2	5	4	20
Most consecutive points won	3	2	2	4	3	4	4	2	10	3	4	10
Greatest deficit overcome	-	1	-	1	-	1	-	-	2	-	-	2
Handedness/Grip	Left/						Right/					

Game/Match Statistics	Game					Match
	1	2	3	4	5	
Longest rally (strokes)	6	14	9	8	14	14
Average rally	3	5	5	5	5	5

Game Progress

1	SUN Churen (CHN)	*0	1	*2	2	*3	3	*3	5	*6	6			
	McKIBBIN Aaron (GBR)	0	*1	2	*4	5	*7	9	*9	10	11			
2	SUN Churen (CHN)	0	*1	2	*3	4	*5	6	*7	8	*10	11		
	McKIBBIN Aaron (GBR)	*0	1	*2	3	*4	5	*6	7	*8	8	9		
3	SUN Churen (CHN)	*0	1	*3	3	*3	3	*3	3					
	McKIBBIN Aaron (GBR)	0	*1	1	*3	5	*7	9	11					
4	SUN Churen (CHN)	0	*1	3	*4	4	*5	6	*7	9	*10	11		
	McKIBBIN Aaron (GBR)	0	1	*1	2	*4	5	*6	7	*7	8	9		
5	SUN Churen (CHN)	*0	0	*0	2	*3	4	*5	6	*7	9	*10	10	10
	McKIBBIN Aaron (GBR)	0	*2	4	*4	5	*6	7	*8	9	*9	10	*11	12

Note:

The "Greatest deficit overcome" only applies when the player ends up winning the game.

Legend:

* Server No. Number



Detailed Team Match Results

Resultados detalhados da partida por equipe

Ukraine (UKR) 2 - 0 Sweden (SWE)

Team Match No : 16 Table : 2 Umpires : VARENGOT Yannick (FRA) RIVERO Ernesto (VEN)

Match 1		Match	Game 1	Game 2	Game 3	Game 4	Game 5
	DIDUKH V / NIKOLENKO M	UKR	3	5	11	11	5
	KARLSSON L / ANDERSSON E	SWE	2	11	9	6	11
Duration		37min	5min	7min	5min	5min	7min

Match 2		Match	Game 1	Game 2	Game 3	Game 4	Game 5
A	DIDUKH Viktor	UKR	3	11	14	11	
X	KARLSSON Linus	SWE	0	5	12	9	
Duration		23min	4min	7min	6min		

Duration of Team Match	1h7min
------------------------	---------------

Player Statistics	Ukraine (UKR)			Team Match	Sweden (SWE)			Team Match
	Match				Match			
	1	2	3		1	2	3	
Points won	43	36		79	44	26		70
Biggest lead	5	6		6	6	2		6
Points won on own serve	25	20		45	24	15		39
Points lost on own serve	20	11		31	18	16		34
Most consecutive points won	5	4		5	6	2		6
Greatest deficit overcome	4	2		4	2	-		2

Match/Team Match Statistics	Match			Team Match
	1	2	3	
Longest rally (strokes)	10	16		16
Average rally	4	5		5

Note:
 The "Greatest deficit overcome" only applies when the player/pair ends up winning the game.

Legend:
 No. Number



Detailed Team Match Results

Resultados detalhados da partida por equipe

Ukraine (UKR) 2 - 0 Sweden (SWE)

Match 1: DIDUKH Viktor (UKR) 3-2 KARLSSON Linus (SWE)
NIKOLENKO Maxym ANDERSSON Emil

Match Summary		Match	Game 1	Game 2	Game 3	Game 4	Game 5
DIDUKH Viktor / NIKOLENKO M	UKR	3	5	11	11	5	11
KARLSSON Linus / ANDERSSON E	SWE	2	11	9	6	11	7
	Duration	37min	5min	7min	5min	5min	7min

Team Match No : 16 Table : 2 Umpires : VARENGOT Yannick (FRA) RIVERO Ernesto (VEN)

Player Statistics	DIDUKH V / NIKOLENKO M (UKR)						KARLSSON L / ANDERSSON E (SWE)					
	Game					Match	Game					Match
	1	2	3	4	5		1	2	3	4	5	
Points won	5	11	11	5	11	43	11	9	6	11	7	44
Biggest lead	2	3	5	2	4	5	6	4	1	6	-	6
Points won on own serve	4	6	5	4	6	25	7	5	2	7	3	24
Points lost on own serve	4	4	4	4	4	20	1	5	6	1	5	18
Most consecutive points won	2	5	4	3	4	5	6	5	3	6	4	6
Greatest deficit overcome	-	4	1	-	-	4	2	-	-	2	-	2
Handedness/Grip	Right/ - Right/						Right/ - Right/					

Game/Match Statistics	Game					Match
	1	2	3	4	5	
Longest rally (strokes)	8	10	7	9	9	10
Average rally	5	4	4	4	5	4

Game Progress

1	DIDUKH V / NIKOLENKO M (UKR)	-*0	2	*-2	3	3	*-3	3	*-4	5	5
	KARLSSON L / ANDERSSON E (SWE)	0	0	2	*-3	5	*-7	8	*-9	11	
2	DIDUKH V / NIKOLENKO M (UKR)	0	*-1	1	*-1	3	*-4	6	*-8	9	11
	KARLSSON L / ANDERSSON E (SWE)	*-0	1	*-3	5	*-5	6	*-6	6	*-7	9
3	DIDUKH V / NIKOLENKO M (UKR)	-*0	1	*-3	4	*-6	7	*-7	8	*-10	11
	KARLSSON L / ANDERSSON E (SWE)	0	*-1	1	*-2	2	*-3	5	*-6	6	6
4	DIDUKH V / NIKOLENKO M (UKR)	0	*-1	3	*-3	4	*-4	4	*-4	5	
	KARLSSON L / ANDERSSON E (SWE)	*-0	1	*-1	3	*-4	6	*-8	10	11	
5	DIDUKH V / NIKOLENKO M (UKR)	-*0	2	*-4	4	*-4	6	*-7	7	*-9	11
	KARLSSON L / ANDERSSON E (SWE)	0	0	*-2	4	*-4	5	*-7	7	7	

Note:

The "Greatest deficit overcome" only applies when the pair ends up winning the game.

Legend:

*- First player of pair is server *- Second player of pair is server No. Number



Detailed Team Match Results

Resultados detalhados da partida por equipe

Ukraine (UKR) 2 - 0 Sweden (SWE)

Match 2: DIDUKH Viktor (UKR) 3-0 KARLSSON Linus (SWE)

Match Summary		Match	Game 1	Game 2	Game 3	Game 4	Game 5
DIDUKH Viktor	UKR	3	11	14	11		
KARLSSON Linus	SWE	0	5	12	9		
Duration		23min	4min	7min	6min		

Team Match No : 16 Table : 2 Umpires : VARENGOT Yannick (FRA) RIVERO Ernesto (VEN)

Player Statistics	DIDUKH Viktor (UKR)						KARLSSON Linus (SWE)					
	Game					Match	Game					Match
	1	2	3	4	5		1	2	3	4	5	
Points won	11	14	11			36	5	12	9			26
Biggest lead	6	2	3			6	-	1	2			2
Points won on own serve	7	6	7			20	4	5	6			15
Points lost on own serve	1	7	3			11	4	8	4			16
Most consecutive points won	4	3	3			4	2	2	2			2
Greatest deficit overcome	-	1	2			2	-	-	-			-
Handedness/Grip	Right/						Right/					

Game/Match Statistics	Game					Match
	1	2	3	4	5	
Longest rally (strokes)	10	11	16			16
Average rally	5	5	5			5

Game Progress

1	DIDUKH Viktor (UKR)	0	*2	4	*5	7	*7	8	*9	11								
	KARLSSON Linus (SWE)	*0	0	*0	1	*1	3	*4	5	5								
2	DIDUKH Viktor (UKR)	*0	1	*2	3	*4	5	*7	7	*8	9	*10	11	*11	11	*12	13	14
	KARLSSON Linus (SWE)	0	*1	2	*3	4	*5	5	*7	8	*9	10	*10	11	*12	12	*12	12
3	DIDUKH Viktor (UKR)	0	*0	2	*3	4	*5	7	*8	9	*10	11						
	KARLSSON Linus (SWE)	*0	2	*2	3	*4	5	*5	6	*7	8	9						

Note:

The "Greatest deficit overcome" only applies when the player ends up winning the game.

Legend:

* Server

No. Number



Player Statistics

Estatísticas dos atletas

As of FRI 16 SEP 2016

Players	NPC	Matches				Games				Match Duration	
		Played	Won	Lost	%Won	Played	Won	Lost	%Won	All	Average
ANDERSSON Emil Right Cl8	SWE	2	1	1	50%	8	5	3	63%	46min	23min
		Points Won				Points Lost					
		Total	Own Serve: 40		Most Consecutive: 8		Total	Own Serve: 32		Most Consecutive: 6	
		74	Opp. Serve: 34		GDO: 2		68	Opp. Serve: 36		GLL: 0	
BAYLEY William John Right Cl7	GBR	2	1	1	50%	6	3	3	50%	38min	19min
		Points Won				Points Lost					
		Total	Own Serve: 23		Most Consecutive: 7		Total	Own Serve: 26		Most Consecutive: 7	
		46	Opp. Serve: 23		GDO: 2		52	Opp. Serve: 26		GLL: 1	
BOUVAIS Thomas Right Cl8	FRA	1	0	1	0%	5	2	3	40%	36min	36min
		Points Won				Points Lost					
		Total	Own Serve: 29		Most Consecutive: 5		Total	Own Serve: 15		Most Consecutive: 4	
		44	Opp. Serve: 15		GDO: 2		46	Opp. Serve: 31		GLL: 5	
CSEJTEY Richard Left Cl8	SVK	1	1	0	100%	3	3	0	100%	14min	14min
		Points Won				Points Lost					
		Total	Own Serve: 20		Most Consecutive: 5		Total	Own Serve: 6		Most Consecutive: 2	
		32	Opp. Serve: 12		GDO: 1		18	Opp. Serve: 12		GLL: 0	
CSONKA Andras Left Cl8	HUN	1	1	0	100%	5	3	2	60%	36min	36min
		Points Won				Points Lost					
		Total	Own Serve: 31		Most Consecutive: 4		Total	Own Serve: 15		Most Consecutive: 5	
		46	Opp. Serve: 15		GDO: 5		44	Opp. Serve: 29		GLL: 2	
DETTONI Cristian Left Cl6	CHI	1	0	1	0%	3	0	3	0%	14min	14min
		Points Won				Points Lost					
		Total	Own Serve: 12		Most Consecutive: 2		Total	Own Serve: 12		Most Consecutive: 5	
		18	Opp. Serve: 6		GDO: 0		32	Opp. Serve: 20		GLL: 1	
DIDUKH Viktor Right Cl8	UKR	3	3	0	100%	10	9	1	90%	1h3min	21min
		Points Won				Points Lost					
		Total	Own Serve: 54		Most Consecutive: 7		Total	Own Serve: 32		Most Consecutive: 4	
		108	Opp. Serve: 54		GDO: 3		64	Opp. Serve: 32		GLL: 1	



Player Statistics
Estatísticas dos atletas

As of FRI 16 SEP 2016

Players	NPC	Matches				Games				Match Duration	
		Played	Won	Lost	%Won	Played	Won	Lost	%Won	All	Average
JAMBOR Miroslav	SVK	1	0	1	0%	3	0	3	0%	15min	15min
Right		Points Won				Points Lost					
CI7		Total	Own Serve:	7	Most Consecutive:	4	Total	Own Serve:	17	Most Consecutive:	8
		17	Opp. Serve:	10	GDO:	0	33	Opp. Serve:	16	GLL:	0
KARLSSON Linus	SWE	Matches				Games				Match Duration	
Right		Played	Won	Lost	%Won	Played	Won	Lost	%Won	All	Average
CI8		2	1	1	50%	7	3	4	43%	46min	23min
		Points Won				Points Lost					
		Total	Own Serve:	38	Most Consecutive:	8	Total	Own Serve:	28	Most Consecutive:	6
		68	Opp. Serve:	30	GDO:	4	63	Opp. Serve:	35	GLL:	2
LEDOUX Marc	BEL	Matches				Games				Match Duration	
Left		Played	Won	Lost	%Won	Played	Won	Lost	%Won	All	Average
CI8		1	0	1	0%	3	0	3	0%	20min	20min
		Points Won				Points Lost					
		Total	Own Serve:	12	Most Consecutive:	3	Total	Own Serve:	15	Most Consecutive:	4
		22	Opp. Serve:	10	GDO:	0	33	Opp. Serve:	18	GLL:	2
McKIBBIN Aaron	GBR	Matches				Games				Match Duration	
Right		Played	Won	Lost	%Won	Played	Won	Lost	%Won	All	Average
CI8		1	1	0	100%	5	3	2	60%	43min	43min
		Points Won				Points Lost					
		Total	Own Serve:	24	Most Consecutive:	10	Total	Own Serve:	20	Most Consecutive:	4
		51	Opp. Serve:	27	GDO:	2	41	Opp. Serve:	21	GLL:	1
MORALES GARCIA Jordi	ESP	Matches				Games				Match Duration	
Right		Played	Won	Lost	%Won	Played	Won	Lost	%Won	All	Average
CI7		2	1	1	50%	8	3	5	38%	1h9min	35min
		Points Won				Points Lost					
		Total	Own Serve:	36	Most Consecutive:	7	Total	Own Serve:	43	Most Consecutive:	7
		73	Opp. Serve:	37	GDO:	6	85	Opp. Serve:	42	GLL:	3
PEREIRA STROH Israel	BRA	Matches				Games				Match Duration	
Left		Played	Won	Lost	%Won	Played	Won	Lost	%Won	All	Average
CI7		1	1	0	100%	4	3	1	75%	29min	29min
		Points Won				Points Lost					
		Total	Own Serve:	22	Most Consecutive:	7	Total	Own Serve:	13	Most Consecutive:	4
		38	Opp. Serve:	16	GDO:	2	31	Opp. Serve:	18	GLL:	0
ROSENMEIER Peter	DEN	Matches				Games				Match Duration	
Left		Played	Won	Lost	%Won	Played	Won	Lost	%Won	All	Average
CI6		1	0	1	0%	4	1	3	25%	30min	30min
		Points Won				Points Lost					
		Total	Own Serve:	16	Most Consecutive:	4	Total	Own Serve:	23	Most Consecutive:	5
		36	Opp. Serve:	20	GDO:	1	42	Opp. Serve:	19	GLL:	2



Player Statistics
Estatísticas dos atletas

As of FRI 16 SEP 2016

Players	NPC	Matches				Games				Match Duration	
		Played	Won	Lost	%Won	Played	Won	Lost	%Won	All	Average
SALMIN Paulo Right Cl7	BRA	1	0	1	0%	5	2	3	40%	48min	48min
		Points Won				Points Lost					
		Total	Own Serve: 26		Most Consecutive: 6		Total	Own Serve: 28		Most Consecutive: 7	
		53	Opp. Serve: 27		GDO: 3		54	Opp. Serve: 26		GLL: 6	
SUN Churen Left Cl8	CHN	1	0	1	0%	5	2	3	40%	43min	43min
		Points Won				Points Lost					
		Total	Own Serve: 21		Most Consecutive: 4		Total	Own Serve: 27		Most Consecutive: 10	
		41	Opp. Serve: 20		GDO: 1		51	Opp. Serve: 24		GLL: 2	
VALERA MUNOZ VARG. Right Cl6	ESP	2	0	2	0%	7	1	6	14%	50min	25min
		Points Won				Points Lost					
		Total	Own Serve: 31		Most Consecutive: 4		Total	Own Serve: 30		Most Consecutive: 7	
		51	Opp. Serve: 20		GDO: 0		71	Opp. Serve: 41		GLL: 2	
WILSON Ross Right Cl8	GBR	3	2	1	67%	10	7	3	70%	1h7min	22min
		Points Won				Points Lost					
		Total	Own Serve: 58		Most Consecutive: 4		Total	Own Serve: 33		Most Consecutive: 4	
		99	Opp. Serve: 41		GDO: 2		81	Opp. Serve: 48		GLL: 3	
WOLLMERT Jochen Right Cl7	GER	2	1	1	50%	8	4	4	50%	53min	27min
		Points Won				Points Lost					
		Total	Own Serve: 29		Most Consecutive: 5		Total	Own Serve: 41		Most Consecutive: 6	
		66	Opp. Serve: 37		GDO: 2		75	Opp. Serve: 34		GLL: 3	
YE Chaoqun Right Cl8	CHN	1	0	1	0%	4	1	3	25%	23min	23min
		Points Won				Points Lost					
		Total	Own Serve: 15		Most Consecutive: 6		Total	Own Serve: 19		Most Consecutive: 8	
		27	Opp. Serve: 12		GDO: 0		42	Opp. Serve: 23		GLL: 4	
ZBORAI Gyula Right Cl8	HUN	1	0	1	0%	4	1	3	25%	23min	23min
		Points Won				Points Lost					
		Total	Own Serve: 10		Most Consecutive: 4		Total	Own Serve: 23		Most Consecutive: 5	
		27	Opp. Serve: 17		GDO: 2		40	Opp. Serve: 17		GLL: 1	



Player Statistics
Estatísticas dos atletas

As of FRI 16 SEP 2016

Players	NPC	Matches				Games				Match Duration	
		Played	Won	Lost	%Won	Played	Won	Lost	%Won	All	Average
ZHAO Shuai	CHN	3	3	0	100%	13	9	4	69%	1h20min	27min
Right		Points Won						Points Lost			
Cl8		Total	Own Serve:	69	Most Consecutive:	6	Total	Own Serve:	46	Most Consecutive:	5
		130	Opp. Serve:	61	GDO:	3	101	Opp. Serve:	55	GLL:	2

Note:
The "Greatest deficit overcome" only applies when the player ends up winning the game and "Greatest lead lost" only when losing.

Legend:
GDO Greatest deficit overcome **GLL** Greatest lead lost **Opp.** Opponent's



Tournament Statistics

Estatísticas do torneio

As of FRI 16 SEP 2016

Statistics	Round 1	Quarterfinals	Semifinals	Finals	Total
Team Matches					
Total	5	4	2	2	13
Game Margin: 2:0	4 80%	3 75%	1 50%	1 50%	9 69%
2:1	1 20%	1 25%	1 50%	1 50%	4 31%
Invalid Results Mark					
Duration: Total	5h57min	3h44min	2h39min	3h1min	15h21min
Longest	2h9min	1h29min	1h31min	1h54min	2h9min
Shortest	33min	35min	1h8min	1h7min	33min
Average	1h11min	56min	1h20min	1h31min	1h11min
Matches					
Total	11	9	5	5	30
Game Margin: 3:0	4 36%	5 56%	1 20%	1 20%	11 37%
3:1	3 27%	3 33%	1 20%	1 20%	8 27%
3:2	4 36%	1 11%	3 60%	3 60%	11 37%
Invalid Results Mark					
Duration: Total	5h25min	3h23min	2h22min	2h45min	13h55min
Longest	48min	37min	43min	43min	48min
Shortest	14min	15min	17min	23min	14min
Average	30min	23min	28min	33min	28min
Games					
Total	44	32	22	22	120
Point Margin: 11					
10					
9	1 2%	2 6%	2 9%		5 4%
8	1 2%	2 6%	2 9%	2 9%	7 6%
7	3 7%	3 9%	4 18%		10 8%
6	5 11%	3 9%	2 9%	3 14%	13 11%
5	8 18%	8 25%	3 14%	4 18%	23 19%
4	3 7%	4 13%	4 18%	4 18%	15 13%
3	5 11%	4 13%	1 5%		10 8%
2	18 41%	6 19%	4 18%	9 41%	37 31%
Invalid Results Mark					
Duration: Total	4h14min	2h41min	1h52min	2h9min	10h56min
Longest	13min	12min	9min	9min	13min
Shortest	4min	3min	3min	4min	3min
Average	6min	5min	5min	6min	5min
Points					
Total	821	565	380	404	2170
Per game	18.66	17.66	17.27	18.36	18.08
Most consecutive won	7	8	8	10	10
Greatest deficit overcome	6	3	4	4	6
Longest rally	31	22	22	16	31
Average rally	5	4	5	4	4

Note:

The "Greatest deficit overcome" only applies when the player/pair ends up winning the game.



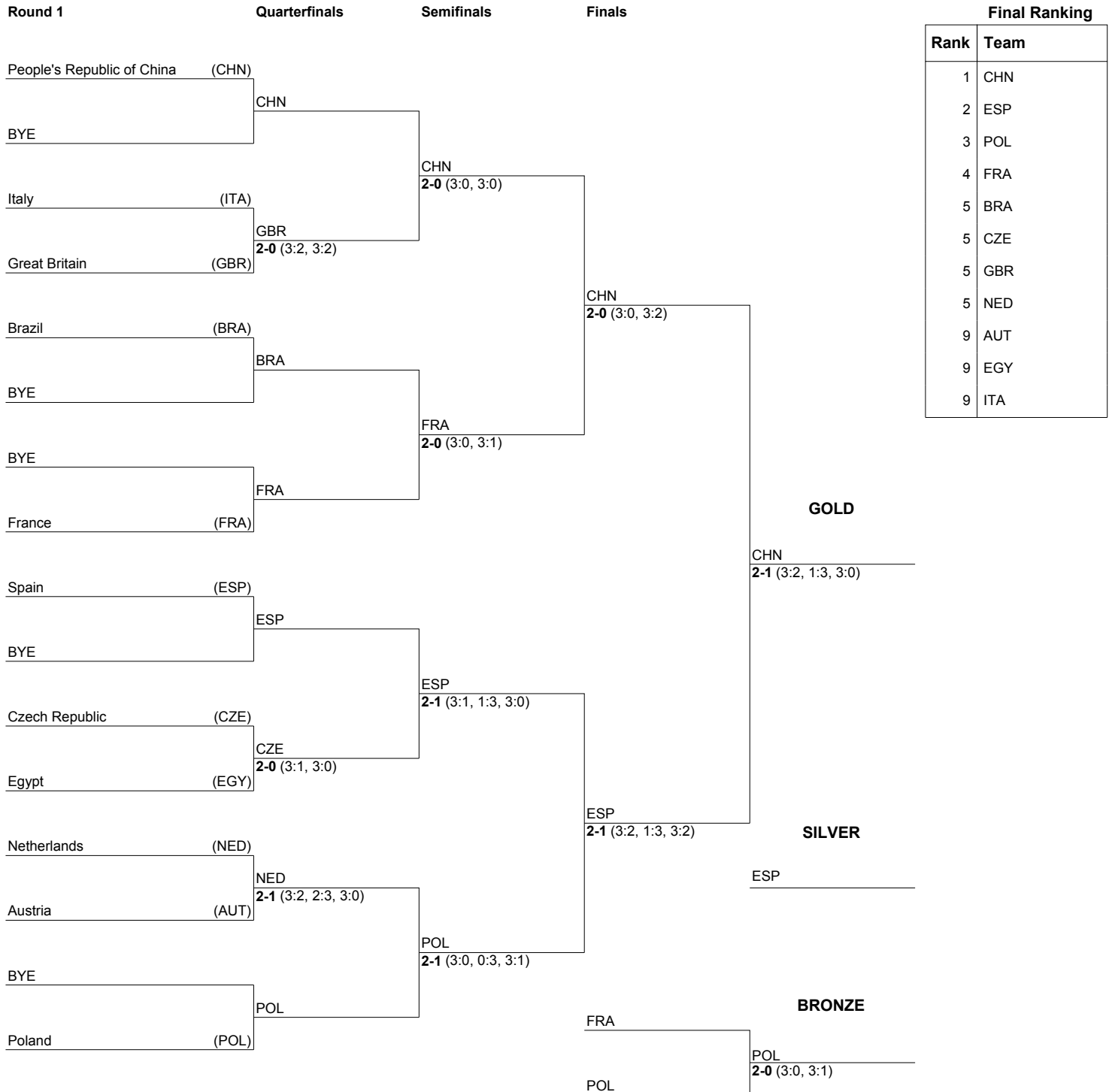
Entry List by Event

As of MON 12 SEP 2016

NPC	Name	Date of Birth
AUT - Austria	FRACZYK Stanislaw	2 DEC 1952
	GARDOS Krisztian	6 APR 1975
BRA - Brazil	CARBINATTI Carlos	8 AUG 1984
	MOREIRA Diego	16 OCT 1986
CHN - People's Republic of China	GE Yang	26 SEP 1985
	LIAN Hao	7 JUN 1995
	MA Lin	25 DEC 1989
CZE - Czech Republic	HORUT Daniel	4 JAN 1981
	KARABEC Ivan	13 SEP 1980
EGY - Egypt	AHMED Abdelrahman	2 MAY 1981
	HAMADTOU Ibrahim	1 JUL 1973
	YOUSSEF Sayed	8 MAY 1984
ESP - Spain	CARDONA MARQUEZ Jorge	2 NOV 1987
	PEREZ GONZALEZ Juan Bautista	31 JAN 1969
	RUIZ REYES Jose Manuel	16 JUL 1978
FRA - France	BOHEAS Mateo	9 OCT 1996
	CABESTANY Cedrik	18 FEB 1979
GBR - Great Britain	DAYBELL Kim	11 AUG 1992
	THOMPSON Ashley Facey	31 JAN 1995
ITA - Italy	ALECCI Raimondo	3 SEP 1982
	KALEM Mohamed Amine	27 JAN 1982
NED - Netherlands	HERGELINK Bas	3 MAR 1997
	LAST Gerben	19 OCT 1985
POL - Poland	CHOJNOWSKI Patryk	5 APR 1990
	GRUDZIEN Piotr	27 SEP 1991
	SKRZYNECKI Marcin	12 JUL 1986



Draw
Sorteio





Detailed Team Match Results

Resultados detalhados da partida por equipe

Great Britain (GBR) 2 - 0 Italy (ITA)

Team Match No : 1 Table : 2 Umpires : RAGAB Elsayed (EGY) VARENGOT Yannick (FRA)

Match 1		Match	Game 1	Game 2	Game 3	Game 4	Game 5
DAYBELL Kim / THOMPSON AF	GBR	3	11	9	11	7	11
KALEM MA / ALECCI R	ITA	2	7	11	6	11	2
Duration		34min	5min	7min	5min	6min	5min

Match 2		Match	Game 1	Game 2	Game 3	Game 4	Game 5
A DAYBELL Kim	GBR	3	8	15	11	8	11
X KALEM Mohamed Amine	ITA	2	11	13	9	11	6
Duration		41min	5min	10min	6min	5min	4min

Duration of Team Match	1h20min
------------------------	---------

Player Statistics	Great Britain (GBR)				Italy (ITA)			
	Match			Team Match	Match			Team Match
	1	2	3		1	2	3	
Points won	49	53		102	37	49		86
Biggest lead	9	5		9	5	3		5
Points won on own serve	24	29		53	19	27		46
Points lost on own serve	18	22		40	25	24		49
Most consecutive points won	9	4		9	8	5		8
Greatest deficit overcome	3	2		3	3	3		3

Match/Team Match Statistics	Match			Team Match
	1	2	3	
Longest rally (strokes)	13	32		32
Average rally	4	5		5

Note:
The "Greatest deficit overcome" only applies when the player/pair ends up winning the game.

Legend:
No. Number



Detailed Team Match Results

Resultados detalhados da partida por equipe

Great Britain (GBR) 2 - 0 Italy (ITA)

Match 1: DAYBELL Kim (GBR) 3-2 KALEM Mohamed Amine (ITA)
THOMPSON Ashley Facey ALECCI Raimondo

Match Summary	Match	Game 1	Game 2	Game 3	Game 4	Game 5
DAYBELL Kim / THOMPSON AF	GBR	3	11	9	11	7
KALEM Mohamed Amine / ALECCI R	ITA	2	7	11	6	11
	Duration	34min	5min	7min	5min	6min

Team Match No : 1 Table : 2 Umpires : RAGAB Elsayed (EGY) VARENGOT Yannick (FRA)

Player Statistics	DAYBELL Kim / THOMPSON AF (GBR)						KALEM MA / ALECCI R (ITA)					
	Game					Match	Game					Match
	1	2	3	4	5		1	2	3	4	5	
Points won	11	9	11	7	11	49	7	11	6	11	2	37
Biggest lead	4	1	5	3	9	9	1	2	3	5	1	5
Points won on own serve	5	5	5	4	5	24	4	6	3	5	1	19
Points lost on own serve	3	5	3	6	1	18	6	4	6	3	6	25
Most consecutive points won	5	2	7	4	9	9	2	2	4	8	1	8
Greatest deficit overcome	1	-	3	-	1	3	-	1	-	3	-	3
Handedness/Grip	Left/ - Left/						Right/ - Right/					

Game/Match Statistics	Game					Match
	1	2	3	4	5	
Longest rally (strokes)	7	13	11	9	9	13
Average rally	4	5	4	4	5	4

Game Progress

1	DAYBELL Kim / THOMPSON AF (GBR)	0	*-1	2	*-4	6	*-6	7	*-8	9	11
	KALEM MA / ALECCI R (ITA)	*-0	1	*-2	2	*-2	4	*-5	6	*-7	7
2	DAYBELL Kim / THOMPSON AF (GBR)	*-0	1	*-2	3	*-4	5	*-6	7	*-8	9
	KALEM MA / ALECCI R (ITA)	0	*-1	2	*-3	4	*-5	6	*-7	8	*-9
3	DAYBELL Kim / THOMPSON AF (GBR)	0	*-1	1	*-2	4	*-6	8	*-9	10	11
	KALEM MA / ALECCI R (ITA)	*-0	1	*-3	4	*-4	4	*-4	5	*-6	6
4	DAYBELL Kim / THOMPSON AF (GBR)	*-0	2	*-3	3	*-3	3	*-4	6	*-7	7
	KALEM MA / ALECCI R (ITA)	0	*-0	1	*-3	5	*-7	8	*-8	9	11
5	DAYBELL Kim / THOMPSON AF (GBR)	0	*-1	2	*-4	6	*-8	10	11		
	KALEM MA / ALECCI R (ITA)	*-0	1	*-2	2	*-2	2	*-2	2		

Note:

The "Greatest deficit overcome" only applies when the pair ends up winning the game.

Legend:

*- First player of pair is server *- Second player of pair is server No. Number



Detailed Team Match Results

Resultados detalhados da partida por equipe

Great Britain (GBR) 2 - 0 Italy (ITA)

Match 2: DAYBELL Kim (GBR) 3-2 KALEM Mohamed Amine (ITA)

Match Summary		Match	Game 1	Game 2	Game 3	Game 4	Game 5
DAYBELL Kim	GBR	3	8	15	11	8	11
KALEM Mohamed Amine	ITA	2	11	13	9	11	6
	Duration	41min	5min	10min	6min	5min	4min

Team Match No : 1 Table : 2 Umpires : RAGAB Elsayed (EGY) VARENGOT Yannick (FRA)

Player Statistics	DAYBELL Kim (GBR)						KALEM Mohamed Amine (ITA)					
	Game					Match	Game					Match
	1	2	3	4	5		1	2	3	4	5	
Points won	8	15	11	8	11	53	11	13	9	11	5	49
Biggest lead	3	3	3	3	5	5	3	2	1	3	1	3
Points won on own serve	5	8	6	3	7	29	6	7	5	5	4	27
Points lost on own serve	5	6	4	6	1	22	3	7	5	5	4	24
Most consecutive points won	4	4	3	3	3	4	5	3	4	3	1	5
Greatest deficit overcome	-	2	1	-	1	2	3	-	-	3	-	3
Handedness/Grip	Left/						Right/					

Game/Match Statistics	Game					Match
	1	2	3	4	5	
Longest rally (strokes)	19	32	12	11	12	32
Average rally	5	7	4	5	5	5

Game Progress

1	DAYBELL Kim (GBR)	*0	1	*2	4	*5	6	*7	8	*8	8	8						
	KALEM Mohamed Amine (ITA)	0	*1	2	*2	3	*4	5	*6	8	*10	11						
2	DAYBELL Kim (GBR)	0	*1	2	*2	4	*5	7	*8	8	*10	10	*10	11	*11	12	*13	13
	KALEM Mohamed Amine (ITA)	*0	1	*2	4	*4	5	*5	6	*8	8	*10	11	*11	12	*12	12	*13
		*14	15															
		13	13															
3	DAYBELL Kim (GBR)	*0	2	*3	3	*4	5	*6	7	*8	10	11						
	KALEM Mohamed Amine (ITA)	0	*0	1	*3	4	*5	6	*7	8	*8	9						
4	DAYBELL Kim (GBR)	0	*1	3	*4	4	*5	5	*6	7	*8	8						
	KALEM Mohamed Amine (ITA)	*0	1	*1	2	*4	5	*7	8	*9	10	11						
5	DAYBELL Kim (GBR)	0	1	*2	4	*5	7	*8	9	*10	11							
	KALEM Mohamed Amine (ITA)	0	*1	2	*2	3	*3	4	*5	6	6							

Note:
The "Greatest deficit overcome" only applies when the player ends up winning the game.

Legend:
* Server
No. Number



Detailed Team Match Results

Resultados detalhados da partida por equipe

Egypt (EGY) 0 - 2 Czech Republic (CZE)

Team Match No : 5 Table : 4 Umpires : LU Hong (CHN) TSE Mei Lan (HKG)

Match 1		Match	Game 1	Game 2	Game 3	Game 4	Game 5
	YOUSSEF S / AHMED A	EGY	1	13	4	8	8
	KARABEC I / HORUT D	CZE	3	11	11	11	11
Duration		24min	6min	3min	5min	5min	

Match 2		Match	Game 1	Game 2	Game 3	Game 4	Game 5
A	YOUSSEF Sayed	EGY	0	6	5	10	
X	KARABEC Ivan	CZE	3	11	11	12	
Duration		15min	4min	3min	6min		

Duration of Team Match	41min
------------------------	--------------

Player Statistics	Egypt (EGY)			Team Match	Czech Republic (CZE)			Team Match
	Match				Match			
	1	2	3		1	2	3	
Points won	33	20		53	44	34		78
Biggest lead	4	2		4	7	6		7
Points won on own serve	13	10		23	19	17		36
Points lost on own serve	25	17		42	20	10		30
Most consecutive points won	4	5		5	6	5		6
Greatest deficit overcome	2	-		2	4	2		4

Match/Team Match Statistics	Match			Team Match
	1	2	3	
Longest rally (strokes)	17	14		17
Average rally	4	4		4

Note:
The "Greatest deficit overcome" only applies when the player/pair ends up winning the game.

Legend:
No. Number



Detailed Team Match Results

Resultados detalhados da partida por equipe

Egypt (EGY) **0 - 2** Czech Republic (CZE)

Match 1: YOUSSEF Sayed (EGY) **1-3** KARABEC Ivan (CZE)
AHMED Abdelrahman HORUT Daniel

Match Summary		Match	Game 1	Game 2	Game 3	Game 4	Game 5
YOUSSEF Sayed / AHMED A	EGY	1	13	4	8	8	
KARABEC Ivan / HORUT D	CZE	3	11	11	11	11	
	Duration	24min	6min	3min	5min	5min	

Team Match No : 5 Table : 4 Umpires : LU Hong (CHN) TSE Mei Lan (HKG)

Player Statistics	YOUSSEF S / AHMED A (EGY)						KARABEC I / HORUT D (CZE)					
	Game					Match	Game					Match
	1	2	3	4	5		1	2	3	4	5	
Points won	13	4	8	8		33	11	11	11	11		44
Biggest lead	4	1	4	2		4	2	7	3	3		7
Points won on own serve	4	2	4	3		13	3	6	5	5		19
Points lost on own serve	8	5	6	6		25	9	2	4	5		20
Most consecutive points won	4	1	4	2		4	6	5	3	3		6
Greatest deficit overcome	2	-	-	-		2	-	1	4	2		4
Handedness/Grip	/ - Right/						Right/ - Left/					

Game/Match Statistics	Game					Match
	1	2	3	4	5	
Longest rally (strokes)	7	17	0	9	9	17
Average rally	4	6	0	3	4	4

Game Progress

1	YOUSSEF S / AHMED A (EGY)	*-0	2	*-4	4	*-4	4	*-6	7	*-8	8	*-10	10	*-11	12	13
	KARABEC I / HORUT D (CZE)	0	*-0	0	*-2	4	*-6	6	*-7	8	*-10	10	*-11	11	*-11	11
2	YOUSSEF S / AHMED A (EGY)	0	*-1	1	*-1	2	*-3	4	*-4	4						
	KARABEC I / HORUT D (CZE)	*-0	1	*-3	5	*-6	7	*-8	10	11						
3	YOUSSEF S / AHMED A (EGY)	*-0	2	*-4	4	*-5	5	*-6	7	*-7	8	8				
	KARABEC I / HORUT D (CZE)	0	*-0	0	*-2	3	*-5	6	*-7	9	*-10	11				
4	YOUSSEF S / AHMED A (EGY)	0	*-2	2	*-3	4	*-4	5	*-6	7	*-8	8				
	KARABEC I / HORUT D (CZE)	*-0	0	*-2	3	*-4	6	*-7	8	*-9	10	11				

Note:

The "Greatest deficit overcome" only applies when the pair ends up winning the game.

Legend:

*- First player of pair is server *- Second player of pair is server No. Number



Detailed Team Match Results

Resultados detalhados da partida por equipe

Egypt (EGY) **0 - 2** Czech Republic (CZE)

Match 2: YOUSSEF Sayed (EGY) **0-3** KARABEC Ivan (CZE)

Match Summary		Match	Game 1	Game 2	Game 3	Game 4	Game 5
YOUSSEF Sayed	EGY	0	6	5	10		
KARABEC Ivan	CZE	3	11	11	12		
	Duration	15min	4min	3min	6min		

Team Match No : 5 Table : 4 Umpires : LU Hong (CHN) TSE Mei Lan (HKG)

Player Statistics	YOUSSEF Sayed (EGY)						KARABEC Ivan (CZE)					
	Game					Match	Game					Match
	1	2	3	4	5		1	2	3	4	5	
Points won	5	5	10			20	11	11	12			34
Biggest lead	2	1	2			2	5	6	5			6
Points won on own serve	3	2	5			10	6	5	6			17
Points lost on own serve	5	6	6			17	2	3	5			10
Most consecutive points won	2	2	5			5	5	4	4			5
Greatest deficit overcome	-	-	-			-	2	1	2			2
Handedness/Grip	/						Right/					

Game/Match Statistics	Game					Match
	1	2	3	4	5	
Longest rally (strokes)	10	7	14			14
Average rally	4	3	5			4

Game Progress

1	YOUSSEF Sayed (EGY)	0	*1	3	*3	3	*4	4	*5	6	6			
	KARABEC Ivan (CZE)	0	1	*1	3	*5	6	*8	9	*10	11			
2	YOUSSEF Sayed (EGY)	*0	1	*2	2	*3	3	*4	5	5				
	KARABEC Ivan (CZE)	0	*1	2	*4	5	*7	8	*9	11				
3	YOUSSEF Sayed (EGY)	0	*2	2	*2	3	*4	5	*5	6	*8	10	*10	10
	KARABEC Ivan (CZE)	*0	0	*2	4	*5	6	*7	9	*10	10	*10	11	12

Note:
The "Greatest deficit overcome" only applies when the player ends up winning the game.

Legend:
* Server
No. Number



Detailed Team Match Results

Resultados detalhados da partida por equipe

Netherlands (NED) 2 - 1 Austria (AUT)

Team Match No : 6 Table : 6 Umpires : KLECKER Roman (CZE) MONTES Marlos (BRA)

Match 1			Match	Game 1	Game 2	Game 3	Game 4	Game 5
	HERGELINK B / LAST Gerben	NED	3	12	10	14	12	11
	GARDOS Kriszti / FRACZYK Stanis	AUT	2	10	12	12	14	9
Duration			39min	5min	5min	4min	7min	5min

Match 2			Match	Game 1	Game 2	Game 3	Game 4	Game 5
A	HERGELINK Bas	NED	2	11	11	9	6	3
X	GARDOS Krisztian	AUT	3	7	8	11	11	11
Duration			33min	5min	5min	6min	4min	4min

Match 3			Match	Game 1	Game 2	Game 3	Game 4	Game 5
B	LAST Gerben	NED	3	11	11	11		
Y	FRACZYK Stanislaw	AUT	0	6	6	6		
Duration			15min	4min	5min	4min		

Duration of Team Match	1h39min
------------------------	---------

Player Statistics	Netherlands (NED)				Austria (AUT)			
	Match			Team Match	Match			Team Match
	1	2	3		1	2	3	
Points won	54	40	33	127	56	47	18	121
Biggest lead	5	4	5	5	3	8	3	8
Points won on own serve	26	24	21	71	27	27	13	67
Points lost on own serve	29	20	5	54	28	16	12	56
Most consecutive points won	5	5	4	5	5	9	3	9
Greatest deficit overcome	3	2	3	3	5	2	-	5

Match/Team Match Statistics	Match			Team Match
	1	2	3	
Longest rally (strokes)	8	9	11	11
Average rally	4	4	4	4

Note:
The "Greatest deficit overcome" only applies when the player/pair ends up winning the game.

Legend:
No. Number



Detailed Team Match Results

Resultados detalhados da partida por equipe

Netherlands (NED) 2 - 1 Austria (AUT)

Match 1: **HERGELINK Bas (NED)** 3-2 **GARDOS Krisztian (AUT)**
LAST Gerben **FRACZYK Stanislaw**

Match Summary		Match	Game 1	Game 2	Game 3	Game 4	Game 5
HERGELINK Bas / LAST Gerben	NED	3	12	10	14	12	11
GARDOS Krisztian / FRACZYK Stanislaw	AUT	2	10	12	12	14	9
	Duration	39min	5min	5min	4min	7min	5min

Team Match No : 6 Table : 6 Umpires : KLECKER Roman (CZE) MONTES Marlos (BRA)

Player Statistics	HERGELINK B / LAST Gerben (NED)						GARDOS Krisztian / FRACZYK Stanislaw (AUT)					
	Game					Match	Game					Match
	1	2	3	4	5		1	2	3	4	5	
Points won	12	10	9	12	11	54	10	11	12	14	9	56
Biggest lead	3	1	2	5	4	5	3	2	3	2	-	3
Points won on own serve	5	3	5	9	4	26	4	4	6	10	3	27
Points lost on own serve	6	7	6	4	6	29	7	7	4	3	7	28
Most consecutive points won	5	3	3	4	4	5	5	3	3	4	2	5
Greatest deficit overcome	3	-	3	-	-	3	-	1	-	5	-	5
Handedness/Grip	Left/ - Right/						Right/ - Right/					

Game/Match Statistics	Game					Match
	1	2	3	4	5	
Longest rally (strokes)	8	7	6	8	8	8
Average rally	3	4	4	4	4	4

Game Progress

1	HERGELINK B / LAST Gerben (NED)	0	*-1	2	*-4	5	*-5	5	*-7	7	*-8	10	*-11	12				
	GARDOS Krisztian / FRACZYK Stanislaw (AUT)	*-0	1	*-2	2	*-3	5	*-7	7	*-9	10	*-10	10	10				
2	HERGELINK B / LAST Gerben (NED)	0	0	*-2	3	*-4	4	*-6	7	*-7	8	*-10	10	10				
	GARDOS Krisztian / FRACZYK Stanislaw (AUT)	0	*-2	2	*-3	4	*-6	6	*-7	9	*-10	10	*-11	12				
3	HERGELINK B / LAST Gerben (NED)	0	*-1	2	*-3	4	*-5	6	*-7	7	*-8	10	*-10	10	14			
	GARDOS Krisztian / FRACZYK Stanislaw (AUT)	0	1	*-2	3	*-4	5	*-6	7	*-9	10	*-10	11	12	12			
4	HERGELINK B / LAST Gerben (NED)	*-0	2	*-3	5	*-6	7	*-7	9	*-9	9	*-10	11	*-11	12	*-12	12	12
	GARDOS Krisztian / FRACZYK Stanislaw (AUT)	0	*-0	1	*-1	2	*-3	5	*-5	7	*-9	10	*-10	11	*-11	12	*-13	14
5	HERGELINK B / LAST Gerben (NED)	0	*-2	4	*-4	5	*-6	6	*-8	8	*-10	11						
	GARDOS Krisztian / FRACZYK Stanislaw (AUT)	*-0	0	*-0	2	*-3	4	*-6	6	*-8	8	9						

Note:

The "Greatest deficit overcome" only applies when the pair ends up winning the game.

Legend:

*- First player of pair is server *- Second player of pair is server No. Number



Detailed Team Match Results

Resultados detalhados da partida por equipe

Netherlands (NED) 2 - 1 Austria (AUT)

Match 2: HERGELINK Bas (NED) **2-3** **GARDOS Krisztian (AUT)**

Match Summary		Match	Game 1	Game 2	Game 3	Game 4	Game 5
HERGELINK Bas	NED	2	11	11	9	6	3
GARDOS Krisztian	AUT	3	7	8	11	11	11
Duration		33min	5min	5min	6min	4min	4min

Team Match No : 6 Table : 6 Umpires : KLECKER Roman (CZE) MONTES Marlos (BRA)

Player Statistics	HERGELINK Bas (NED)						GARDOS Krisztian (AUT)					
	Game					Match	Game					Match
	1	2	3	4	5		1	2	3	4	5	
Points won	11	11	9	6	3	40	7	8	11	11	10	47
Biggest lead	4	3	2	-	1	4	1	2	2	6	8	8
Points won on own serve	9	7	3	3	2	24	6	6	4	6	5	27
Points lost on own serve	1	2	7	5	5	20	2	4	6	3	1	16
Most consecutive points won	3	5	3	3	2	5	2	3	3	5	9	9
Greatest deficit overcome	1	2	-	-	-	2	-	-	2	-	1	2
Handedness/Grip	Left/						Right/					

Game/Match Statistics	Game					Match
	1	2	3	4	5	
Longest rally (strokes)	9	8	7	8	7	9
Average rally	5	4	4	3	4	4

Game Progress

1	HERGELINK Bas (NED)	*0	1	*2	4	*4	6	*6	8	*9	11	
	GARDOS Krisztian (AUT)	0	*1	2	*2	4	*4	6	*6	7	7	
2	HERGELINK Bas (NED)	0	*1	2	*3	4	*4	6	*6	8	*10	11
	GARDOS Krisztian (AUT)	*0	1	*2	3	*4	6	*6	8	*8	8	8
3	HERGELINK Bas (NED)	*0	0	*2	3	*4	5	*7	7	*8	9	9
	GARDOS Krisztian (AUT)	0	*2	2	*3	4	*5	5	*7	8	*9	11
4	HERGELINK Bas (NED)	0	*0	0	*1	2	*2	3	*5	6	6	6
	GARDOS Krisztian (AUT)	*0	2	*4	5	*6	8	*9	9	*10	11	11
5	HERGELINK Bas (NED)	0	1	*2	2	*2	2	*2	3	3	3	3
	GARDOS Krisztian (AUT)	0	*1	2	*4	6	*8	10	10	10	11	11

Note:

The "Greatest deficit overcome" only applies when the player ends up winning the game.

Legend:

* Server **No.** Number



Detailed Team Match Results

Resultados detalhados da partida por equipe

Netherlands (NED) 2 - 1 Austria (AUT)

Match 3: LAST Gerben (NED) 3-0 FRACZYK Stanislaw (AUT)

Match Summary		Match	Game 1	Game 2	Game 3	Game 4	Game 5
LAST Gerben	NED	3	11	11	11		
FRACZYK Stanislaw	AUT	0	6	6	6		
	Duration	15min	4min	5min	4min		

Team Match No : 6 Table : 6 Umpires : KLECKER Roman (CZE) MONTES Marlos (BRA)

Player Statistics	LAST Gerben (NED)						FRACZYK Stanislaw (AUT)					
	Game					Match	Game					Match
	1	2	3	4	5		1	2	3	4	5	
Points won	11	11	11			33	6	6	6			18
Biggest lead	5	5	5			5	3	1	-			3
Points won on own serve	7	6	8			21	4	4	5			13
Points lost on own serve	2	2	1			5	4	5	3			12
Most consecutive points won	4	3	4			4	3	2	2			3
Greatest deficit overcome	3	1	-			3	-	-	-			-
Handedness/Grip	Right/						Right/					

Game/Match Statistics	Game					Match
	1	2	3	4	5	
Longest rally (strokes)	6	11	10			11
Average rally	4	4	4			4

Game Progress

1	LAST Gerben (NED)	*0	0	*1	3	*4	6	*7	9	*10	11
	FRACZYK Stanislaw (AUT)	0	*2	3	*3	4	*4	5	*5	6	6
2	LAST Gerben (NED)	0	*1	3	*3	4	*6	7	*8	10	11
	FRACZYK Stanislaw (AUT)	*0	1	*1	3	*4	4	*5	6	*6	6
3	LAST Gerben (NED)	*0	1	*2	4	*4	6	*7	9	*10	11
	FRACZYK Stanislaw (AUT)	0	*1	2	*2	4	*4	5	*5	6	6

Note:
The "Greatest deficit overcome" only applies when the player ends up winning the game.

Legend:
* Server
No. Number



Detailed Team Match Results

Resultados detalhados da partida por equipe

Great Britain (GBR) 0 - 2 People's Republic of China (CHN)

Team Match No : 9 Table : 2 Umpires : KIM Kyunghee (KOR) HIGASHIJIMA Masae (JPN)

Match 1			Match	Game 1	Game 2	Game 3	Game 4	Game 5
	DAYBELL Kim / THOMPSON AF	GBR	0	8	7	12		
	MA Lin / LIAN H	CHN	3	11	11	14		
Duration			19min	4min	4min	8min		

Match 2			Match	Game 1	Game 2	Game 3	Game 4	Game 5
A	DAYBELL Kim	GBR	0	9	7	7		
X	MA Lin	CHN	3	11	11	11		
Duration			18min	6min	5min	5min		

Duration of Team Match	41min
------------------------	-------

Player Statistics	Great Britain (GBR)				People's Republic of China (CHN)			
	Match			Team Match	Match			Team Match
	1	2	3		1	2	3	
Points won	27	23		50	36	33		69
Biggest lead	3	2		3	4	5		5
Points won on own serve	13	13		26	17	18		35
Points lost on own serve	19	15		34	14	10		24
Most consecutive points won	3	5		5	4	5		5
Greatest deficit overcome	-	-		-	3	2		3

Match/Team Match Statistics	Match			Team Match
	1	2	3	
Longest rally (strokes)	9	21		21
Average rally	4	6		5

Note:

The "Greatest deficit overcome" only applies when the player/pair ends up winning the game.

Legend:

No. Number



Detailed Team Match Results

Resultados detalhados da partida por equipe

Great Britain (GBR) **0 - 2** People's Republic of China (CHN)

Match 1: DAYBELL Kim (GBR) **0-3** MA Lin (CHN)
THOMPSON Ashley Facey LIAN Hao

Match Summary		Match	Game 1	Game 2	Game 3	Game 4	Game 5
DAYBELL Kim / THOMPSON AF	GBR	0	8	7	12		
MA Lin / LIAN H	CHN	3	11	11	14		
Duration		19min	4min	4min	8min		

Team Match No : 9 Table : 2 Umpires : KIM Kyunghee (KOR) HIGASHIJIMA Masae (JPN)

Player Statistics	DAYBELL Kim / THOMPSON AF (GBR)						MA Lin / LIAN H (CHN)					
	Game					Match	Game					Match
	1	2	3	4	5		1	2	3	4	5	
Points won	8	7	12			27	11	11	14			36
Biggest lead	3	-	2			3	3	4	2			4
Points won on own serve	5	3	5			13	7	4	6			17
Points lost on own serve	4	7	8			19	3	4	7			14
Most consecutive points won	3	2	3			3	4	3	4			4
Greatest deficit overcome	-	-	-			-	3	-	2			3
Handedness/Grip	Left/ - Left/						Left/ - Left/					

Game/Match Statistics	Game					Match
	1	2	3	4	5	
Longest rally (strokes)	7	8	9			9
Average rally	3	4	4			4

Game Progress

1	DAYBELL Kim / THOMPSON AF (GBR)	0	*-2	3	*-3	4	*-4	5	*-6	8	*-8	8						
	MA Lin / LIAN H (CHN)	*-0	0	*-1	3	*-4	6	*-7	8	*-8	10	11						
2	DAYBELL Kim / THOMPSON AF (GBR)	*-0	0	*-1	2	*-3	4	*-5	6	*-7	7							
	MA Lin / LIAN H (CHN)	0	*-2	3	*-4	5	*-6	7	*-8	9	11							
3	DAYBELL Kim / THOMPSON AF (GBR)	0	*-1	1	*-3	4	*-5	6	*-8	8	*-8	10	*-11	11	*-11	12	*-12	12
	MA Lin / LIAN H (CHN)	*-0	1	*-3	3	*-4	5	*-6	6	*-8	10	*-10	10	*-11	12	*-12	13	14

Note:

The "Greatest deficit overcome" only applies when the pair ends up winning the game.

Legend:

*- First player of pair is server *- Second player of pair is server No. Number



Detailed Team Match Results

Resultados detalhados da partida por equipe

Great Britain (GBR) **0 - 2** People's Republic of China (CHN)

Match 2: DAYBELL Kim (GBR) **0-3** MA Lin (CHN)

Match Summary		Match	Game 1	Game 2	Game 3	Game 4	Game 5
DAYBELL Kim	GBR	0	9	7	7		
MA Lin	CHN	3	11	11	11		
Duration		18min	6min	5min	5min		

Team Match No : 9 Table : 2 Umpires : KIM Kyunghee (KOR) HIGASHIJIMA Masae (JPN)

Player Statistics	DAYBELL Kim (GBR)						MA Lin (CHN)					
	Game					Match	Game					Match
	1	2	3	4	5		1	2	3	4	5	
Points won	9	7	7			23	11	11	11			33
Biggest lead	1	2	2			2	5	4	4			5
Points won on own serve	6	4	3			13	7	7	4			18
Points lost on own serve	4	4	7			15	3	3	4			10
Most consecutive points won	3	3	5			5	4	4	5			5
Greatest deficit overcome	-	-	-			-	1	2	2			2
Handedness/Grip	Left/						Left/					

Game/Match Statistics	Game					Match
	1	2	3	4	5	
Longest rally (strokes)	21	16	16			21
Average rally	6	5	5			6

Game Progress

1	DAYBELL Kim (GBR)	*0	1	*1	2	*2	4	*4	5	*7	8	9
	MA Lin (CHN)	0	*1	3	*4	6	*6	8	*9	9	*10	11
2	DAYBELL Kim (GBR)	0	*0	2	*3	5	*6	6	*7	7		7
	MA Lin (CHN)	*0	2	*2	3	*3	4	*6	7	*9		11
3	DAYBELL Kim (GBR)	*0	0	*1	3	*5	5	*6	7	*7		7
	MA Lin (CHN)	0	*2	3	*3	3	*5	6	*7	9		11

Note:

The "Greatest deficit overcome" only applies when the player ends up winning the game.

Legend:

* Server No. Number



Detailed Team Match Results

Resultados detalhados da partida por equipe

France (FRA) 2 - 0 Brazil (BRA)

Team Match No : 10 Table : 4 Umpires : DUBEY Atul (IND) WONG Jeffrey (CAN)

Match 1		Match	Game 1	Game 2	Game 3	Game 4	Game 5
	BOHEAS M / CABESTANY C	FRA	3	11	11	11	
	CARBINATTI C / MOREIRA D	BRA	0	9	5	7	
Duration		21min	6min	5min	6min		

Match 2		Match	Game 1	Game 2	Game 3	Game 4	Game 5
A	BOHEAS Mateo	FRA	3	11	7	11	12
X	CARBINATTI Carlos	BRA	1	7	11	7	10
Duration		28min	4min	4min	6min	7min	

Duration of Team Match	52min
------------------------	--------------

Player Statistics	France (FRA)			Team Match	Brazil (BRA)			Team Match
	Match				Match			
	1	2	3		1	2	3	
Points won	33	40		73	21	35		56
Biggest lead	6	7		7	4	6		6
Points won on own serve	18	21		39	13	19		32
Points lost on own serve	8	16		24	15	19		34
Most consecutive points won	7	7		7	4	4		4
Greatest deficit overcome	4	2		4	-	1		1

Match/Team Match Statistics	Match			Team Match
	1	2	3	
Longest rally (strokes)	10	23		23
Average rally	5	5		5

Note:
 The "Greatest deficit overcome" only applies when the player/pair ends up winning the game.

Legend:
 No. Number



Detailed Team Match Results

Resultados detalhados da partida por equipe

France (FRA) 2 - 0 Brazil (BRA)

Match 1: **BOHEAS Mateo (FRA) 3-0 CARBINATTI Carlos (BRA)**
CABESTANY Cedrik MOREIRA Diego

Match Summary		Match	Game 1	Game 2	Game 3	Game 4	Game 5
BOHEAS Mateo / CABESTANY C	FRA	3	11	11	11		
CARBINATTI Carlos / MOREIRA D	BRA	0	9	5	7		
	Duration	21min	6min	5min	6min		

Team Match No : 10 Table : 4 Umpires : DUBEY Atul (IND) WONG Jeffrey (CAN)

Player Statistics	BOHEAS M / CABESTANY C (FRA)						CARBINATTI C / MOREIRA D (BRA)					
	Game					Match	Game					Match
	1	2	3	4	5		1	2	3	4	5	
Points won	11	11	11			33	9	5	7			21
Biggest lead	4	6	4			6	1	-	4			4
Points won on own serve	8	5	5			18	7	2	4			13
Points lost on own serve	2	3	3			8	3	6	6			15
Most consecutive points won	3	5	7			7	3	2	4			4
Greatest deficit overcome	1	-	4			4	-	-	-			-
Handedness/Grip	Right/ - Right/						Left/ - Right/					

Game/Match Statistics	Game					Match
	1	2	3	4	5	
Longest rally (strokes)	10	8	10			10
Average rally	5	4	5			5

Game Progress

1	BOHEAS M / CABESTANY C (FRA)	0	*-1	3	*-4	6	*-6	7	*-7	8	*-9	11
	CARBINATTI C / MOREIRA D (BRA)	*-0	1	*-1	2	*-2	4	*-5	7	*-8	9	9
2	BOHEAS M / CABESTANY C (FRA)	*-0	2	*-4	4	*-5	6	*-7	9	11		
	CARBINATTI C / MOREIRA D (BRA)	0	*-0	0	*-2	3	*-4	5	*-5	5		
3	BOHEAS M / CABESTANY C (FRA)	0	*-0	0	*-1	3	*-4	5	*-7	9	11	
	CARBINATTI C / MOREIRA D (BRA)	*-0	2	*-4	5	*-5	6	*-7	7	*-7	7	

Note:

The "Greatest deficit overcome" only applies when the pair ends up winning the game.

Legend:

*- First player of pair is server *- Second player of pair is server No. Number



Detailed Team Match Results

Resultados detalhados da partida por equipe

France (FRA) 2 - 0 Brazil (BRA)

Match 2: BOHEAS Mateo (FRA) 3-1 CARBINATTI Carlos (BRA)

Match Summary		Match	Game 1	Game 2	Game 3	Game 4	Game 5
BOHEAS Mateo	FRA	3	11	7	11	12	
CARBINATTI Carlos	BRA	1	7	11	7	10	
	Duration	28min	4min	4min	6min	7min	

Team Match No : 10 Table : 4 Umpires : DUBEY Atul (IND) WONG Jeffrey (CAN)

Player Statistics	BOHEAS Mateo (FRA)						CARBINATTI Carlos (BRA)					
	Game					Match	Game					Match
	1	2	3	4	5		1	2	3	4	5	
Points won	11	7	10	12		40	7	11	7	10		35
Biggest lead	4	1	7	3		7	2	6	-	-		6
Points won on own serve	5	4	5	7		21	4	5	4	6		19
Points lost on own serve	3	6	3	4		16	6	3	5	5		19
Most consecutive points won	6	3	7	3		7	2	4	4	3		4
Greatest deficit overcome	2	-	-	-		2	-	1	-	-		1
Handedness/Grip	Right/						Left/					

Game/Match Statistics	Game					Match
	1	2	3	4	5	
Longest rally (strokes)	14	11	23	15		23
Average rally	5	4	6	5		5

Game Progress

1	BOHEAS Mateo (FRA)	0	*0	2	*4	6	*7	7	*8	9	11			
	CARBINATTI Carlos (BRA)	*0	2	*2	2	*2	3	*5	6	*7	7			
2	BOHEAS Mateo (FRA)	*0	1	*2	3	*3	4	*4	4	*6	7			
	CARBINATTI Carlos (BRA)	0	*1	2	*3	5	*6	8	*10	10	11			
3	BOHEAS Mateo (FRA)	0	*2	4	*6	7	*7	8	*9	10	11			
	CARBINATTI Carlos (BRA)	0	0	*0	0	*1	3	*4	5	*6	7			
4	BOHEAS Mateo (FRA)	*0	1	*3	4	*4	5	*6	7	*8	10	*10	11	12
	CARBINATTI Carlos (BRA)	0	*1	1	*2	4	*5	6	*7	8	*8	10	*10	10

Note:

The "Greatest deficit overcome" only applies when the player ends up winning the game.

Legend:

* Server

No. Number



Detailed Team Match Results

Resultados detalhados da partida por equipe

Spain (ESP) 2 - 1 Czech Republic (CZE)

Team Match No : 11 Table : 6 Umpires : SILVA Juvenal (BRA) WIEKART Ina (NED)

Match 1			Match	Game 1	Game 2	Game 3	Game 4	Game 5
	RUIZ REYES JM / CARDONA MARQUE	ESP	3	11	10	11	11	
	KARABEC I / HORUT D	CZE	1	3	12	2	5	
Duration			18min	3min	6min	3min	4min	

Match 2			Match	Game 1	Game 2	Game 3	Game 4	Game 5
A	RUIZ REYES Jose Manuel	ESP	1	11	17	12	4	
X	KARABEC Ivan	CZE	3	9	19	14	11	
Duration			34min	5min	11min	7min	5min	

Match 3			Match	Game 1	Game 2	Game 3	Game 4	Game 5
B	CARDONA MARQUEZ Jorge	ESP	3	11	11	11		
Y	HORUT Daniel	CZE	0	3	8	6		
Duration			13min	3min	4min	4min		

Duration of Team Match	1h12min
------------------------	----------------

Player Statistics	Spain (ESP)				Czech Republic (CZE)			
	Match			Team Match	Match			Team Match
	1	2	3		1	2	3	
Points won	43	44	33	120	22	52	17	91
Biggest lead	9	2	8	9	4	7	-	7
Points won on own serve	22	23	23	68	13	27	14	54
Points lost on own serve	9	25	3	37	21	21	10	52
Most consecutive points won	6	4	4	6	4	9	2	9
Greatest deficit overcome	-	2	-	2	2	2	-	2

Match/Team Match Statistics	Match			Team Match
	1	2	3	
Longest rally (strokes)	9	17	12	17
Average rally	4	5	5	5

Note:
 The "Greatest deficit overcome" only applies when the player/pair ends up winning the game.

Legend:
 No. Number



Detailed Team Match Results

Resultados detalhados da partida por equipe

Spain (ESP) 2 - 1 Czech Republic (CZE)

Match 1: RUIZ REYES Jose Manuel (ESP) 3-1 KARABEC Ivan (CZE)
CARDONA MARQUEZ Jorge HORUT Daniel

Match Summary		Match	Game 1	Game 2	Game 3	Game 4	Game 5
RUIZ REYES JM / CARDONA MARQUE	ESP	3	11	10	11	11	
KARABEC Ivan / HORUT D	CZE	1	3	12	2	5	
	Duration	18min	3min	6min	3min	4min	

Team Match No : 11 Table : 6 Umpires : SILVA Juvenal (BRA) WIEKART Ina (NED)

Player Statistics	RUIZ REYES JM / CARDONA MARQUEZ J (ESP)						KARABEC I / HORUT D (CZE)					
	Game					Match	Game					Match
	1	2	3	4	5		1	2	3	4	5	
Points won	11	10	11	11		43	3	12	2	5		22
Biggest lead	8	2	9	6		9	-	4	-	-		4
Points won on own serve	5	7	5	5		22	2	8	1	2		13
Points lost on own serve	1	4	1	3		9	6	3	6	6		21
Most consecutive points won	5	3	6	4		6	1	4	1	2		4
Greatest deficit overcome	-	-	-	-		-	-	2	-	-		2
Handedness/Grip	Left/ - Right/						Right/ - Left/					

Game/Match Statistics	Game					Match
	1	2	3	4	5	
Longest rally (strokes)	7	7	9	7		9
Average rally	4	4	4	4		4

Game Progress

1	RUIZ REYES JM / CARDONA MARQUEZ J (ESP)	0	*-1	3	*-5	6	*-8	10	11	
	KARABEC I / HORUT D (CZE)	-*0	1	*-1	1	-*2	2	*-2	3	
2	RUIZ REYES JM / CARDONA MARQUEZ J (ESP)	*-0	0	*-1	2	*-2	4	*-5	7	*-8
	KARABEC I / HORUT D (CZE)	0	*-2	3	*-4	6	*-6	7	*-7	8
3	RUIZ REYES JM / CARDONA MARQUEZ J (ESP)	0	*-2	3	*-5	7	*-8	10	11	
	KARABEC I / HORUT D (CZE)	-*0	0	*-1	1	*-1	2	*-2	2	
4	RUIZ REYES JM / CARDONA MARQUEZ J (ESP)	*-0	2	*-3	4	*-6	8	*-9	9	11
	KARABEC I / HORUT D (CZE)	0	*-0	1	*-2	2	*-2	3	*-5	5

Note:

The "Greatest deficit overcome" only applies when the pair ends up winning the game.

Legend:

*- First player of pair is server *- Second player of pair is server No. Number



Detailed Team Match Results

Resultados detalhados da partida por equipe

Spain (ESP) 2 - 1 Czech Republic (CZE)

Match 2: RUIZ REYES Jose Manuel (ESP) **1-3** KARABEC Ivan (CZE)

Match Summary		Match	Game 1	Game 2	Game 3	Game 4	Game 5
RUIZ REYES Jose Manuel	ESP	1	11	17	12	4	
KARABEC Ivan	CZE	3	9	19	14	11	
	Duration	34min	5min	11min	7min	5min	

Team Match No : 11 Table : 6 Umpires : SILVA Juvenal (BRA) WIEKART Ina (NED)

Player Statistics	RUIZ REYES Jose Manuel (ESP)						KARABEC Ivan (CZE)					
	Game					Match	Game					Match
	1	2	3	4	5		1	2	3	4	5	
Points won	11	17	12	4		44	9	19	14	10		52
Biggest lead	2	1	1	2		2	2	3	2	7		7
Points won on own serve	5	10	6	2		23	4	11	7	5		27
Points lost on own serve	5	8	7	5		25	6	7	6	2		21
Most consecutive points won	4	4	2	3		4	2	3	3	9		9
Greatest deficit overcome	2	-	-	-		2	-	1	1	2		2
Handedness/Grip	Left/						Right/					

Game/Match Statistics	Game					Match
	1	2	3	4	5	
Longest rally (strokes)	10	16	17	13		17
Average rally	4	5	6	6		5

Game Progress

1	RUIZ REYES Jose Manuel (ESP)	0	*1	2	*3	4	*4	5	*7	7	*9	11						
	KARABEC Ivan (CZE)	*0	1	*2	3	*4	6	*7	7	*9	9	9						
2	RUIZ REYES Jose Manuel (ESP)	*0	1	*2	3	*3	4	*5	6	*7	8	*10	11	*11	12	*12	13	*13
	KARABEC Ivan (CZE)	0	*1	2	*3	5	*6	7	*8	9	*10	10	*10	11	*11	12	*12	13
		13	*14	14	*15	16	*16	17	*17	17	17	17						
		*14	14	*15	15	*15	16	*16	17	*18	19	19						
3	RUIZ REYES Jose Manuel (ESP)	0	*1	1	*3	4	*5	6	*6	7	*8	10	*10	11	*12	12	*12	12
	KARABEC Ivan (CZE)	*0	1	*3	3	*4	5	*6	8	*9	10	*10	11	*11	11	*12	13	14
4	RUIZ REYES Jose Manuel (ESP)	0	1	*3	4	*4	4	*4	4	4	4							
	KARABEC Ivan (CZE)	0	*1	1	*2	4	*6	8	*10	11	11							

Note:
The "Greatest deficit overcome" only applies when the player ends up winning the game.

Legend:
* Server
No. Number



Detailed Team Match Results

Resultados detalhados da partida por equipe

Spain (ESP) 2 - 1 Czech Republic (CZE)

Match 3: **CARDONA MARQUEZ Jorge (ESP)** 3-0 **HORUT Daniel (CZE)**

Match Summary		Match	Game 1	Game 2	Game 3	Game 4	Game 5
CARDONA MARQUEZ Jorge	ESP	3	11	11	11		
HORUT Daniel	CZE	0	3	8	6		
	Duration	13min	3min	4min	4min		

Team Match No : 11 Table : 6 Umpires : SILVA Juvenal (BRA) WIEKART Ina (NED)

Player Statistics	CARDONA MARQUEZ Jorge (ESP)						HORUT Daniel (CZE)					
	Game					Match	Game					Match
	1	2	3	4	5		1	2	3	4	5	
Points won	11	11	11			33	3	8	6			17
Biggest lead	8	5	6			8	-	-	-			-
Points won on own serve	8	7	8			23	3	6	5			14
Points lost on own serve	0	2	1			3	3	4	3			10
Most consecutive points won	3	4	3			4	1	2	2			2
Greatest deficit overcome	-	-	-			-	-	-	-			-
Handedness/Grip	Right/						Left/					

Game/Match Statistics	Game					Match
	1	2	3	4	5	
Longest rally (strokes)	12	10	11			12
Average rally	4	5	5			5

Game Progress

1	CARDONA MARQUEZ Jorge (ESP)	*0	2	*3	5	*6	8	*9	11			
	HORUT Daniel (CZE)	0	*0	1	*1	2	*2	3	3			
2	CARDONA MARQUEZ Jorge (ESP)	0	*2	4	*4	6	*7	8	*8	9	*10	11
	HORUT Daniel (CZE)	*0	0	*0	2	*2	3	*4	6	*7	8	8
3	CARDONA MARQUEZ Jorge (ESP)	*0	2	*3	4	*5	7	*8	10	*10	11	
	HORUT Daniel (CZE)	0	*0	1	*2	3	*3	4	*4	6	6	

Note:

The "Greatest deficit overcome" only applies when the player ends up winning the game.

Legend:

* Server

No. Number



Detailed Team Match Results

Resultados detalhados da partida por equipe

Poland (POL) 2 - 1 Netherlands (NED)

Team Match No : 12 Table : 8 Umpires : CRUZ Lara (BRA) CLARO Bruno Augusto (BRA)

Match 1			Match	Game 1	Game 2	Game 3	Game 4	Game 5
	CHOJNOWSKI Patryk / GRUDZIEN P	POL	3	11	11	11		
	HERGELINK B / LAST Gerben	NED	0	6	6	4		
Duration			16min	4min	4min	4min		

Match 2			Match	Game 1	Game 2	Game 3	Game 4	Game 5
A	SKRZYNECKI Marcin	POL	0	2	8	6		
X	HERGELINK Bas	NED	3	11	11	11		
Duration			14min	3min	5min	4min		

Match 3			Match	Game 1	Game 2	Game 3	Game 4	Game 5
B	CHOJNOWSKI Patryk	POL	3	11	11	10	11	
Y	LAST Gerben	NED	1	3	6	12	8	
Duration			23min	4min	4min	6min	5min	

Duration of Team Match	1h1min
------------------------	---------------

Player Statistics	Poland (POL)				Netherlands (NED)			
	Match			Team Match	Match			Team Match
	1	2	3		1	2	3	
Points won	33	16	43	92	16	33	28	77
Biggest lead	7	-	8	8	1	9	3	9
Points won on own serve	18	7	19	44	10	16	11	37
Points lost on own serve	6	17	17	40	15	9	24	48
Most consecutive points won	5	7	5	7	3	7	4	7
Greatest deficit overcome	1	-	-	1	-	-	2	2

Match/Team Match Statistics	Match			Team Match
	1	2	3	
Longest rally (strokes)	6	11	12	12
Average rally	4	4	4	4

Note:

The "Greatest deficit overcome" only applies when the player/pair ends up winning the game.

Legend:

No. Number



Detailed Team Match Results

Resultados detalhados da partida por equipe

Poland (POL) 2 - 1 Netherlands (NED)

Match 1: **CHOJNOWSKI Patryk (POL) 3-0 HERGELINK Bas (NED)**
GRUDZIEN Piotr LAST Gerben

Match Summary		Match	Game 1	Game 2	Game 3	Game 4	Game 5
CHOJNOWSKI Patryk / GRUDZIEN P	POL	3	11	11	11		
HERGELINK Bas / LAST Gerben	NED	0	6	6	4		
	Duration	16min	4min	4min	4min		

Team Match No : 12 Table : 8 Umpires : CRUZ Lara (BRA) CLARO Bruno Augusto (BRA)

Player Statistics	CHOJNOWSKI Patryk / GRUDZIEN P (POL)						HERGELINK B / LAST Gerben (NED)					
	Game					Match	Game					Match
	1	2	3	4	5		1	2	3	4	5	
Points won	11	11	11			33	6	6	4			16
Biggest lead	5	5	7			7	1	-	1			1
Points won on own serve	6	6	6			18	4	3	3			10
Points lost on own serve	2	3	1			6	5	5	5			15
Most consecutive points won	3	5	5			5	2	3	1			3
Greatest deficit overcome	1	-	1			1	-	-	-			-
Handedness/Grip	Right/ - Right/						Left/ - Right/					

Game/Match Statistics	Game					Match
	1	2	3	4	5	
Longest rally (strokes)	6	6	6			6
Average rally	3	4	4			4

Game Progress

1	CHOJNOWSKI Patryk / GRUDZIEN P (POL)	0	*-1	2	*-3	5	*-6	8	*-9	10	11
	HERGELINK B / LAST Gerben (NED)	*-0	1	*-2	3	*-3	4	*-4	5	*-6	6
2	CHOJNOWSKI Patryk / GRUDZIEN P (POL)	*-0	2	*-3	3	*-4	6	*-8	9	*-10	11
	HERGELINK B / LAST Gerben (NED)	0	*-0	1	*-3	4	*-4	4	*-5	6	6
3	CHOJNOWSKI Patryk / GRUDZIEN P (POL)	0	*-1	3	*-5	6	*-7	9	*-10	11	
	HERGELINK B / LAST Gerben (NED)	*-0	1	*-1	1	*-2	3	*-3	4	4	

Note:

The "Greatest deficit overcome" only applies when the pair ends up winning the game.

Legend:

*- First player of pair is server *- Second player of pair is server No. Number



Detailed Team Match Results

Resultados detalhados da partida por equipe

Poland (POL) 2 - 1 Netherlands (NED)

Match 2: SKRZYNECKI Marcin (POL) 0-3 HERGELINK Bas (NED)

Match Summary		Match	Game 1	Game 2	Game 3	Game 4	Game 5
SKRZYNECKI Marcin	POL	0	2	8	6		
HERGELINK Bas	NED	3	11	11	11		
Duration		14min	3min	5min	4min		

Team Match No : 12 Table : 8 Umpires : CRUZ Lara (BRA) CLARO Bruno Augusto (BRA)

Player Statistics	SKRZYNECKI Marcin (POL)						HERGELINK Bas (NED)					
	Game					Match	Game					Match
	1	2	3	4	5		1	2	3	4	5	
Points won	2	8	6			16	11	11	11			33
Biggest lead	-	-	-			-	9	8	5			9
Points won on own serve	1	3	3			7	6	4	6			16
Points lost on own serve	5	7	5			17	1	5	3			9
Most consecutive points won	1	7	1			7	7	6	4			7
Greatest deficit overcome	-	-	-			-	-	-	-			-
Handedness/Grip	Right/						Left/					

Game/Match Statistics	Game					Match
	1	2	3	4	5	
Longest rally (strokes)	7	11	6			11
Average rally	4	4	4			4

Game Progress

1	SKRZYNECKI Marcin (POL)	0	*0	1	*2	2	*2	2	2	2		
	HERGELINK Bas (NED)	*0	2	*3	4	*6	8	*10	11			
2	SKRZYNECKI Marcin (POL)	*0	0	*1	1	*1	1	*3	5	*7	8	8
	HERGELINK Bas (NED)	0	*2	3	*5	7	*9	9	*9	9	*10	11
3	SKRZYNECKI Marcin (POL)	0	*0	0	*1	2	*3	4	*5	6	6	
	HERGELINK Bas (NED)	*0	2	*4	5	*6	7	*8	9	*10	11	

Note:
The "Greatest deficit overcome" only applies when the player ends up winning the game.

Legend:
* Server
No. Number



Detailed Team Match Results

Resultados detalhados da partida por equipe

Poland (POL) 2 - 1 Netherlands (NED)

Match 3: CHOJNOWSKI Patryk (POL) 3-1 LAST Gerben (NED)

Match Summary		Match	Game 1	Game 2	Game 3	Game 4	Game 5
CHOJNOWSKI Patryk	POL	3	11	11	10	11	
LAST Gerben	NED	1	3	6	12	8	
	Duration	23min	4min	4min	6min	5min	

Team Match No : 12 Table : 8 Umpires : CRUZ Lara (BRA) CLARO Bruno Augusto (BRA)

Player Statistics	CHOJNOWSKI Patryk (POL)						LAST Gerben (NED)					
	Game					Match	Game					Match
	1	2	3	4	5		1	2	3	4	5	
Points won	11	11	10	11		43	3	6	11	8		28
Biggest lead	8	6	2	5		8	-	-	3	-		3
Points won on own serve	4	7	4	4		19	1	4	4	2		11
Points lost on own serve	2	2	7	6		17	7	4	6	7		24
Most consecutive points won	5	5	3	4		5	2	2	4	3		4
Greatest deficit overcome	-	-	-	-		-	-	-	2	-		2
Handedness/Grip	Right/						Right/					

Game/Match Statistics	Game					Match
	1	2	3	4	5	
Longest rally (strokes)	9	12	7	7		12
Average rally	5	5	4	4		4

Game Progress

1	CHOJNOWSKI Patryk (POL)	0	*2	2	*4	6	*7	9	11					
	LAST Gerben (NED)	*0	0	*2	2	*2	3	*3	3					
2	CHOJNOWSKI Patryk (POL)	*0	2	*4	5	*6	7	*8	10	*10	11			
	LAST Gerben (NED)	0	*0	0	*1	2	*3	4	*4	6	6			
3	CHOJNOWSKI Patryk (POL)	0	*1	2	*4	4	*4	5	*7	7	*8	10	*10	10
	LAST Gerben (NED)	0	1	*2	2	*4	6	*7	7	*9	10	*10	11	12
4	CHOJNOWSKI Patryk (POL)	*0	2	*4	5	*6	6	*8	9	*10	10	11		
	LAST Gerben (NED)	0	*0	0	*1	2	*4	4	*5	6	*8	8		

Note:

The "Greatest deficit overcome" only applies when the player ends up winning the game.

Legend:

* Server No. Number



Detailed Team Match Results
Resultados detalhados da partida por equipe

People's Republic of China (CHN) 2 - 0 France (FRA)

Team Match No : 13 Table : 2 Umpires : GALVAO Luzia (BRA) MEIER Michael (USA)

Match 1			Match	Game 1	Game 2	Game 3	Game 4	Game 5
	MA Lin / LIAN H	CHN	3	11	11	11		
	BOHEAS M / CABESTANY C	FRA	0	7	9	2		
Duration			20min	5min	7min	5min		

Match 2			Match	Game 1	Game 2	Game 3	Game 4	Game 5
A	MA Lin	CHN	3	11	9	11	8	12
X	BOHEAS Mateo	FRA	2	6	11	8	11	10
Duration			38min	4min	6min	5min	7min	8min

Duration of Team Match	1h3min
------------------------	---------------

Player Statistics	People's Republic of China (CHN)				France (FRA)			
	Match			Team Match	Match			Team Match
	1	2	3		1	2	3	
Points won	32	50		82	18	46		64
Biggest lead	9	6		9	2	3		3
Points won on own serve	19	28		47	11	26		37
Points lost on own serve	7	20		27	13	22		35
Most consecutive points won	7	4		7	4	4		4
Greatest deficit overcome	2	2		2	-	3		3

Match/Team Match Statistics	Match			Team Match
	1	2	3	
Longest rally (strokes)	9	15		15
Average rally	4	4		4

Note:
The "Greatest deficit overcome" only applies when the player/pair ends up winning the game.

Legend:
No. Number



Detailed Team Match Results

Resultados detalhados da partida por equipe

People's Republic of China (CHN) **2 - 0** France (FRA)

Match 1: **MA Lin (CHN)** **3-0** **BOHEAS Mateo (FRA)**
LIAN Hao **CABESTANY Cedrik**

Match Summary		Match	Game 1	Game 2	Game 3	Game 4	Game 5
MA Lin / LIAN H	CHN	3	11	11	11		
BOHEAS Mateo / CABESTANY C	FRA	0	7	9	2		
	Duration	20min	5min	7min	5min		

Team Match No : 13 Table : 2 Umpires : GALVAO Luzia (BRA) MEIER Michael (USA)

Player Statistics	MA Lin / LIAN H (CHN)						BOHEAS M / CABESTANY C (FRA)					
	Game					Match	Game					Match
	1	2	3	4	5		1	2	3	4	5	
Points won	11	11	10			32	7	9	2			18
Biggest lead	4	3	9			9	2	2	-			2
Points won on own serve	7	8	4			19	4	7	0			11
Points lost on own serve	3	2	2			7	4	3	6			13
Most consecutive points won	6	5	7			7	4	3	1			4
Greatest deficit overcome	2	2	-			2	-	-	-			-
Handedness/Grip	Left/ - Left/						Right/ - Right/					

Game/Match Statistics	Game					Match
	1	2	3	4	5	
Longest rally (strokes)	8	9	8			9
Average rally	5	5	3			4

Game Progress

1	MA Lin / LIAN H (CHN)	*-0	2	*-2	2	*-3	4	*-5	7	*-9	11	
	BOHEAS M / CABESTANY C (FRA)	0	*-0	2	*-4	5	*-6	7	*-7	7	7	
2	MA Lin / LIAN H (CHN)	0	*-0	2	*-4	5	*-5	6	*-7	9	*-9	11
	BOHEAS M / CABESTANY C (FRA)	*-0	2	*-2	2	*-3	5	*-6	7	*-7	9	9
3	MA Lin / LIAN H (CHN)	0	1	*-3	4	*-6	8	*-10	11			
	BOHEAS M / CABESTANY C (FRA)	0	*-1	1	*-2	2	*-2	2	2		2	

Note:

The "Greatest deficit overcome" only applies when the pair ends up winning the game.

Legend:

*- First player of pair is server *- Second player of pair is server No. Number



Detailed Team Match Results

Resultados detalhados da partida por equipe

People's Republic of China (CHN) 2 - 0 France (FRA)

Match 2: MA Lin (CHN) 3-2 BOHEAS Mateo (FRA)

Match Summary		Match	Game 1	Game 2	Game 3	Game 4	Game 5
MA Lin	CHN	3	11	9	11	8	12
BOHEAS Mateo	FRA	2	6	11	8	11	10
Duration		38min	4min	6min	5min	7min	8min

Team Match No : 13 Table : 2 Umpires : GALVAO Luzia (BRA) MEIER Michael (USA)

Player Statistics	MA Lin (CHN)						BOHEAS Mateo (FRA)					
	Game					Match	Game					Match
	1	2	3	4	5		1	2	3	4	5	
Points won	11	9	10	8	12	50	6	11	8	11	10	46
Biggest lead	5	3	6	1	4	6	2	2	-	3	-	3
Points won on own serve	8	5	5	2	8	28	5	6	4	4	7	26
Points lost on own serve	1	5	4	7	3	20	3	4	5	6	4	22
Most consecutive points won	3	3	4	4	3	4	3	4	3	4	4	4
Greatest deficit overcome	2	-	-	-	-	2	-	3	-	1	-	3
Handedness/Grip	Left/						Right/					

Game/Match Statistics	Game					Match
	1	2	3	4	5	
Longest rally (strokes)	11	15	9	12	12	15
Average rally	4	4	4	4	5	4

Game Progress

1	MA Lin (CHN)	*0	1	*1	3	*4	6	*7	9	*10	11			
	BOHEAS Mateo (FRA)	0	*1	3	*3	4	*4	5	*5	6	6			
2	MA Lin (CHN)	0	*1	3	*4	5	*5	7	*8	8	*9	9		
	BOHEAS Mateo (FRA)	*0	1	*1	2	*3	5	*5	6	*8	9	11		
3	MA Lin (CHN)	0	2	*3	5	*6	8	*9	9	*10	10	11		
	BOHEAS Mateo (FRA)	0	*0	1	*1	2	*2	3	*5	6	*8	8		
4	MA Lin (CHN)	0	*1	1	*3	3	*4	5	*7	8	*8	8		
	BOHEAS Mateo (FRA)	*0	1	*3	3	*5	6	*7	7	*8	10	11		
5	MA Lin (CHN)	*0	2	*3	4	*5	7	*7	9	*9	9	*10	11	12
	BOHEAS Mateo (FRA)	0	*0	1	*2	3	*3	5	*5	7	*9	10	*10	10

Note:

The "Greatest deficit overcome" only applies when the player ends up winning the game.

Legend:

* Server No. Number



Detailed Team Match Results

Resultados detalhados da partida por equipe

Spain (ESP) 2 - 1 Poland (POL)

Team Match No : 14 Table : 4 Umpires : SILVA Juvenal (BRA) dos SANTOS Danilo (BRA)

Match 1			Match	Game 1	Game 2	Game 3	Game 4	Game 5
	RUIZ REYES JM / CARDONA MARQUE	ESP	3	11	14	9	4	11
	CHOJNOWSKI P / GRUDZIEN P	POL	2	4	12	11	11	6
Duration			46min	5min	11min	9min	5min	8min

Match 2			Match	Game 1	Game 2	Game 3	Game 4	Game 5
A	RUIZ REYES Jose Manuel	ESP	1	7	4	11	13	
X	CHOJNOWSKI Patryk	POL	3	11	11	5	15	
Duration			34min	5min	6min	5min	13min	

Match 3			Match	Game 1	Game 2	Game 3	Game 4	Game 5
B	CARDONA MARQUEZ Jorge	ESP	3	11	7	8	11	11
Y	GRUDZIEN Piotr	POL	2	6	11	11	7	8
Duration			38min	5min	6min	7min	6min	7min

Duration of Team Match	2h8min
------------------------	---------------

Player Statistics	Spain (ESP)				Poland (POL)			
	Match			Team Match	Match			Team Match
	1	2	3		1	2	3	
Points won	49	35	47	131	43	42	43	128
Biggest lead	7	6	5	7	7	7	5	7
Points won on own serve	24	15	24	63	21	19	22	62
Points lost on own serve	22	23	21	66	25	20	23	68
Most consecutive points won	5	4	5	5	4	6	6	6
Greatest deficit overcome	1	-	3	3	-	3	2	3

Match/Team Match Statistics	Match			Team Match
	1	2	3	
Longest rally (strokes)	11	15	13	15
Average rally	4	5	5	4

Note:

The "Greatest deficit overcome" only applies when the player/pair ends up winning the game.

Legend:

No. Number



Detailed Team Match Results

Resultados detalhados da partida por equipe

Spain (ESP) 2 - 1 Poland (POL)

Match 1: RUIZ REYES Jose Manuel (ESP) 3-2 CHOJNOWSKI Patryk (POL)
CARDONA MARQUEZ Jorge GRUDZIEN Piotr

Match Summary		Match	Game 1	Game 2	Game 3	Game 4	Game 5
RUIZ REYES JM / CARDONA MARQUEZ	ESP	3	11	14	9	4	11
CHOJNOWSKI Patryk / GRUDZIEN P	POL	2	4	12	11	11	6
Duration		46min	5min	11min	9min	5min	8min

Team Match No : 14 Table : 4 Umpires : SILVA Juvenal (BRA) dos SANTOS Danilo (BRA)

Player Statistics	RUIZ REYES JM / CARDONA MARQUEZ J (ESP)						CHOJNOWSKI P / GRUDZIEN P (POL)					
	Game					Match	Game					Match
	1	2	3	4	5		1	2	3	4	5	
Points won	11	14	9	4	11	49	4	12	10	11	6	43
Biggest lead	7	2	-	-	7	7	-	1	3	7	-	7
Points won on own serve	7	5	4	3	5	24	4	4	4	6	3	21
Points lost on own serve	0	8	6	5	3	22	4	9	5	1	6	25
Most consecutive points won	4	3	2	1	5	5	1	2	3	4	3	4
Greatest deficit overcome	-	1	-	-	-	1	-	-	-	-	-	-
Handedness/Grip	Left/ - Right/						Right/ - Right/					

Game/Match Statistics	Game					Match
	1	2	3	4	5	
Longest rally (strokes)	6	11	8	6	7	11
Average rally	4	4	4	4	4	4

Game Progress

1	RUIZ REYES JM / CARDONA MARQUEZ J (ESP)	0	*-1	3	*-4	6	*-7	9	*-10	11								
	CHOJNOWSKI P / GRUDZIEN P (POL)	-*0	1	*-1	2	*-2	3	*-3	4	4								
2	RUIZ REYES JM / CARDONA MARQUEZ J (ESP)	*-0	1	*-3	3	*-5	5	*-6	8	*-8	9	*-10	10	*-11	11	*-12	13	14
	CHOJNOWSKI P / GRUDZIEN P (POL)	0	*-1	1	*-3	3	*-5	6	*-6	8	*-9	10	*-11	11	*-12	12	*-12	12
3	RUIZ REYES JM / CARDONA MARQUEZ J (ESP)	0	*-0	1	*-2	3	*-4	5	*-7	7	*-8	9						
	CHOJNOWSKI P / GRUDZIEN P (POL)	0	2	*-3	4	*-5	6	*-7	7	*-9	10	11						
4	RUIZ REYES JM / CARDONA MARQUEZ J (ESP)	*-0	1	*-1	1	*-2	3	*-3	4	4								
	CHOJNOWSKI P / GRUDZIEN P (POL)	0	*-1	3	*-5	6	*-7	9	*-10	11								
5	RUIZ REYES JM / CARDONA MARQUEZ J (ESP)	0	*-2	4	*-5	7	*-8	9	*-10	10	11							
	CHOJNOWSKI P / GRUDZIEN P (POL)	*-0	0	*-0	1	*-1	2	*-3	4	*-6	6							

Note:

The "Greatest deficit overcome" only applies when the pair ends up winning the game.

Legend:

*- First player of pair is server *- Second player of pair is server No. Number



Detailed Team Match Results

Resultados detalhados da partida por equipe

Spain (ESP) 2 - 1 Poland (POL)

Match 2: RUIZ REYES Jose Manuel (ESP) 1-3 CHOJNOWSKI Patryk (POL)

Match Summary		Match	Game 1	Game 2	Game 3	Game 4	Game 5
RUIZ REYES Jose Manuel	ESP	1	7	4	11	13	
CHOJNOWSKI Patryk	POL	3	11	11	5	15	
	Duration	34min	5min	6min	5min	13min	

Team Match No : 14 Table : 4 Umpires : SILVA Juvenal (BRA) dos SANTOS Danilo (BRA)

Player Statistics	RUIZ REYES Jose Manuel (ESP)						CHOJNOWSKI Patryk (POL)					
	Game					Match	Game					Match
	1	2	3	4	5		1	2	3	4	5	
Points won	7	4	11	13		35	11	11	5	15		42
Biggest lead	-	-	6	3		6	4	7	-	3		7
Points won on own serve	3	1	5	6		15	6	4	2	7		19
Points lost on own serve	5	7	3	8		23	4	3	6	7		20
Most consecutive points won	2	2	4	4		4	4	6	1	4		6
Greatest deficit overcome	-	-	-	-		-	-	-	-	3		3
Handedness/Grip	Left/						Right/					

Game/Match Statistics	Game					Match
	1	2	3	4	5	
Longest rally (strokes)	6	12	10	15		15
Average rally	4	5	4	5		5

Game Progress

1	RUIZ REYES Jose Manuel (ESP)	0	*0	2	*2	2	*4	5	*6	6	7							
	CHOJNOWSKI Patryk (POL)	*0	2	*2	4	*6	6	*7	8	*10	11							
2	RUIZ REYES Jose Manuel (ESP)	*0	0	*2	2	*3	4	*4	4	4								
	CHOJNOWSKI Patryk (POL)	0	*2	2	*4	5	*6	8	*10	11								
3	RUIZ REYES Jose Manuel (ESP)	0	*2	3	*4	5	*6	8	*10	11								
	CHOJNOWSKI Patryk (POL)	*0	0	*1	2	*3	4	*4	4	5								
4	RUIZ REYES Jose Manuel (ESP)	*0	1	*3	4	*4	5	*6	6	*7	8	*10	11	*11	12	*12	12	*13
	CHOJNOWSKI Patryk (POL)	0	*1	1	*2	4	*5	6	*8	9	*10	10	*10	11	*11	12	*13	13
		13	13															
		*14	15															

Note:
The "Greatest deficit overcome" only applies when the player ends up winning the game.

Legend:
* Server
No. Number



Detailed Team Match Results

Resultados detalhados da partida por equipe

Spain (ESP) 2 - 1 Poland (POL)

Match 3: CARDONA MARQUEZ Jorge (ESP) 3-2 GRUDZIEN Piotr (POL)

Match Summary		Match	Game 1	Game 2	Game 3	Game 4	Game 5
CARDONA MARQUEZ Jorge	ESP	3	11	7	8	11	11
GRUDZIEN Piotr	POL	2	6	11	11	7	8
	Duration	38min	5min	6min	7min	6min	7min

Team Match No : 14 Table : 4 Umpires : SILVA Juvenal (BRA) dos SANTOS Danilo (BRA)

Player Statistics	CARDONA MARQUEZ Jorge (ESP)						GRUDZIEN Piotr (POL)					
	Game					Match	Game					Match
	1	2	3	4	5		1	2	3	4	5	
Points won	11	7	8	10	11	47	6	11	11	7	8	43
Biggest lead	5	2	-	4	3	5	3	4	5	-	2	5
Points won on own serve	7	1	6	4	6	24	4	4	7	3	4	22
Points lost on own serve	2	7	4	4	4	21	4	6	2	6	5	23
Most consecutive points won	5	2	3	3	3	5	3	6	4	2	3	6
Greatest deficit overcome	3	-	-	-	2	3	-	2	-	-	-	2
Handedness/Grip	Right/						Right/					

Game/Match Statistics	Game					Match
	1	2	3	4	5	
Longest rally (strokes)	13	9	11	10	9	13
Average rally	4	5	5	5	4	5

Game Progress

1	CARDONA MARQUEZ Jorge (ESP)	*0	1	*1	2	*4	6	*6	8	*10	11
	GRUDZIEN Piotr (POL)	0	*1	3	*4	4	*4	6	*6	6	6
2	CARDONA MARQUEZ Jorge (ESP)	0	*1	2	*4	4	*4	4	*6	6	7
	GRUDZIEN Piotr (POL)	*0	1	*2	2	*4	6	*8	8	*10	11
3	CARDONA MARQUEZ Jorge (ESP)	*0	1	*1	3	*3	3	*4	5	*6	8
	GRUDZIEN Piotr (POL)	0	*1	3	*3	5	*7	8	*9	10	*11
4	CARDONA MARQUEZ Jorge (ESP)	0	*2	3	*4	6	*7	7	*9	10	11
	GRUDZIEN Piotr (POL)	0	0	*1	2	*2	3	*5	5	*6	7
5	CARDONA MARQUEZ Jorge (ESP)	*0	2	*2	3	*3	4	*6	7	*9	10
	GRUDZIEN Piotr (POL)	0	*0	2	*3	5	*6	6	*7	7	*8

Note:

The "Greatest deficit overcome" only applies when the player ends up winning the game.

Legend:

* Server

No. Number



Detailed Team Match Results

Resultados detalhados da partida por equipe

Poland (POL) 2 - 0 France (FRA)

Team Match No : 15 Table : 4 Umpires : MATOS Ravi (BRA) BARROS Mario Paz (BRA)

Match 1			Match	Game 1	Game 2	Game 3	Game 4	Game 5
	CHOJNOWSKI P / GRUDZIEN P	POL	3	11	14	11		
	BOHEAS M / CABESTANY C	FRA	0	7	12	8		
Duration			30min	6min	10min	7min		

Match 2			Match	Game 1	Game 2	Game 3	Game 4	Game 5
A	CHOJNOWSKI Patryk	POL	3	9	11	11	11	
X	BOHEAS Mateo	FRA	1	11	6	9	7	
Duration			32min	6min	5min	7min	7min	

Duration of Team Match	1h9min
------------------------	---------------

Player Statistics	Poland (POL)			Team Match	France (FRA)			Team Match
	Match				Match			
	1	2	3		1	2	3	
Points won	35	41		76	26	33		59
Biggest lead	4	7		7	4	3		4
Points won on own serve	18	18		36	12	16		28
Points lost on own serve	14	17		31	17	23		40
Most consecutive points won	5	4		5	5	3		5
Greatest deficit overcome	4	1		4	-	-		-

Match/Team Match Statistics	Match			Team Match
	1	2	3	
Longest rally (strokes)	10	11		11
Average rally	4	5		4

Note:
The "Greatest deficit overcome" only applies when the player/pair ends up winning the game.

Legend:
No. Number



Detailed Team Match Results

Resultados detalhados da partida por equipe

Poland (POL) 2 - 0 France (FRA)

Match 1: **CHOJNOWSKI Patryk (POL)** 3-0 **BOHEAS Mateo (FRA)**
GRUDZIEN Piotr **CABESTANY Cedrik**

Match Summary		Match	Game 1	Game 2	Game 3	Game 4	Game 5
CHOJNOWSKI Patryk / GRUDZIEN P	POL	3	11	14	11		
BOHEAS Mateo / CABESTANY C	FRA	0	7	12	8		
	Duration	30min	6min	10min	7min		

Team Match No : 15 Table : 4 Umpires : MATOS Ravi (BRA) BARROS Mario Paz (BRA)

Player Statistics	CHOJNOWSKI P / GRUDZIEN P (POL)						BOHEAS M / CABESTANY C (FRA)					
	Game					Match	Game					Match
	1	2	3	4	5		1	2	3	4	5	
Points won	11	14	10			35	7	11	8			26
Biggest lead	4	2	3			4	2	4	2			4
Points won on own serve	7	6	5			18	4	4	4			12
Points lost on own serve	3	7	4			14	4	8	5			17
Most consecutive points won	5	4	4			5	5	4	3			5
Greatest deficit overcome	2	4	2			4	-	-	-			-
Handedness/Grip	Right/ - Right/						Right/ - Right/					

Game/Match Statistics	Game					Match
	1	2	3	4	5	
Longest rally (strokes)	10	9	7			10
Average rally	4	4	4			4

Game Progress

1	CHOJNOWSKI P / GRUDZIEN P (POL)	-*0	2	*-3	3	-*3	5	*-6	7	-*9	11							
	BOHEAS M / CABESTANY C (FRA)	0	*-0	1	-*3	5	*-5	6	-*7	7	7							
2	CHOJNOWSKI P / GRUDZIEN P (POL)	0	-*0	0	*-2	3	-*5	5	*-6	8	-*9	10	*-11	11	-*11	12	*-13	14
	BOHEAS M / CABESTANY C (FRA)	0	2	-*4	4	*-5	5	-*7	8	*-8	9	-*10	10	*-11	12	-*12	12	12
3	CHOJNOWSKI P / GRUDZIEN P (POL)	0	1	*-1	3	-*4	5	*-6	7	-*9	10	11						
	BOHEAS M / CABESTANY C (FRA)	0	*-1	3	-*3	4	*-5	6	-*7	7	*-8	8						

Note:

The "Greatest deficit overcome" only applies when the pair ends up winning the game.

Legend:

*- First player of pair is server *- Second player of pair is server No. Number



Detailed Team Match Results

Resultados detalhados da partida por equipe

Poland (POL) 2 - 0 France (FRA)

Match 2: CHOJNOWSKI Patryk (POL) 3-1 BOHEAS Mateo (FRA)

Match Summary		Match	Game 1	Game 2	Game 3	Game 4	Game 5
CHOJNOWSKI Patryk	POL	3	9	11	11	11	
BOHEAS Mateo	FRA	1	11	6	9	7	
	Duration	32min	6min	5min	7min	7min	

Team Match No : 15 Table : 4 Umpires : MATOS Ravi (BRA) BARROS Mario Paz (BRA)

Player Statistics	CHOJNOWSKI Patryk (POL)						BOHEAS Mateo (FRA)					
	Game					Match	Game					Match
	1	2	3	4	5		1	2	3	4	5	
Points won	9	11	10	11		41	11	6	9	7		33
Biggest lead	-	7	4	4		7	3	-	1	1		3
Points won on own serve	5	4	4	5		18	6	2	4	4		16
Points lost on own serve	5	4	5	3		17	4	7	6	6		23
Most consecutive points won	3	3	4	4		4	3	3	3	2		3
Greatest deficit overcome	-	-	1	1		1	-	-	-	-		-
Handedness/Grip	Right/						Right/					

Game/Match Statistics	Game					Match
	1	2	3	4	5	
Longest rally (strokes)	8	10	9	11		11
Average rally	5	4	5	5		5

Game Progress

1	CHOJNOWSKI Patryk (POL)	*0	1	*2	2	*3	4	*5	6	*7	9	9
	BOHEAS Mateo (FRA)	0	*1	2	*4	5	*6	7	*8	9	*9	11
2	CHOJNOWSKI Patryk (POL)	0	*2	3	*5	6	*8	9	*9	10	11	
	BOHEAS Mateo (FRA)	*0	0	*1	1	*2	2	*3	5	*6	6	
3	CHOJNOWSKI Patryk (POL)	0	1	*2	3	*5	7	*8	8	*9	10	11
	BOHEAS Mateo (FRA)	0	*1	2	*3	3	*3	4	*6	7	*8	9
4	CHOJNOWSKI Patryk (POL)	0	*1	2	*3	5	*6	6	*7	9	11	
	BOHEAS Mateo (FRA)	*0	1	*2	3	*3	4	*6	7	*7	7	

Note:

The "Greatest deficit overcome" only applies when the player ends up winning the game.

Legend:

* Server No. Number



Detailed Team Match Results

Resultados detalhados da partida por equipe

People's Republic of China (CHN) 2 - 1 Spain (ESP)

Team Match No : 16 Table : 2 Umpires : MUCHA Heike (GER) SEMENOVA Elena (RUS)

Match 1			Match	Game 1	Game 2	Game 3	Game 4	Game 5
	MA Lin / LIAN H	CHN	3	11	9	11	8	11
	RUIZ REYES JM / CARDONA MARQUE	ESP	2	6	11	6	11	7
Duration			43min	6min	7min	6min	7min	8min

Match 2			Match	Game 1	Game 2	Game 3	Game 4	Game 5
A	MA Lin	CHN	1	11	10	9	10	
X	RUIZ REYES Jose Manuel	ESP	3	2	12	11	12	
Duration			33min	4min	8min	6min	8min	

Match 3			Match	Game 1	Game 2	Game 3	Game 4	Game 5
B	LIAN Hao	CHN	3	11	12	12		
Y	PEREZ GONZALEZ Juan Bautista	ESP	0	5	10	10		
Duration			21min	4min	7min	6min		

Duration of Team Match	1h50min
------------------------	---------

Player Statistics	People's Republic of China (CHN)				Spain (ESP)			
	Match			Team Match	Match			Team Match
	1	2	3		1	2	3	
Points won	50	40	35	125	41	37	25	103
Biggest lead	5	9	6	9	3	2	7	7
Points won on own serve	25	25	18	68	19	23	13	55
Points lost on own serve	22	14	12	48	25	15	17	57
Most consecutive points won	6	7	5	7	5	3	5	5
Greatest deficit overcome	2	1	7	7	4	2	-	4

Match/Team Match Statistics	Match			Team Match
	1	2	3	
Longest rally (strokes)	13	18	16	18
Average rally	5	5	4	5

Note:

The "Greatest deficit overcome" only applies when the player/pair ends up winning the game.

Legend:

No. Number



Detailed Team Match Results

Resultados detalhados da partida por equipe

People's Republic of China (CHN) 2 - 1 Spain (ESP)

Match 1: **MA Lin (CHN) 3-2 RUIZ REYES Jose Manuel (ESP)**
LIAN Hao **CARDONA MARQUEZ Jorge**

Match Summary		Match	Game 1	Game 2	Game 3	Game 4	Game 5
MA Lin / LIAN H	CHN	3	11	9	11	8	11
RUIZ REYES JM / CARDONA MARQUE	ESP	2	6	11	6	11	7
	Duration	43min	6min	7min	6min	7min	8min

Team Match No : 16 Table : 2 Umpires : MUCHA Heike (GER) SEMENOVA Elena (RUS)

Player Statistics	MA Lin / LIAN H (CHN)						RUIZ REYES JM / CARDONA MARQUEZ J (ESP)					
	Game					Match	Game					Match
	1	2	3	4	5		1	2	3	4	5	
Points won	11	9	11	8	11	50	6	11	6	11	7	41
Biggest lead	5	2	5	4	5	5	1	3	2	3	-	3
Points won on own serve	5	5	5	4	6	25	2	6	2	6	3	19
Points lost on own serve	4	5	4	5	4	22	6	4	6	4	5	25
Most consecutive points won	4	3	6	4	3	6	2	4	2	5	3	5
Greatest deficit overcome	1	-	2	-	-	2	-	2	-	4	-	4
Handedness/Grip	Left/ - Left/						Left/ - Right/					

Game/Match Statistics	Game					Match
	1	2	3	4	5	
Longest rally (strokes)	12	7	10	10	13	13
Average rally	5	4	5	5	5	5

Game Progress

1	MA Lin / LIAN H (CHN)	*-0	1	*-2	3	*-4	5	*-7	8	*-10	11	
	RUIZ REYES JM / CARDONA MARQUEZ J (ESP)	0	*-1	2	*-3	4	*-5	5	*-6	6	6	
2	MA Lin / LIAN H (CHN)	0	*-0	1	*-3	4	*-5	6	*-7	9	*-9	9
	RUIZ REYES JM / CARDONA MARQUEZ J (ESP)	*-0	2	*-3	3	*-4	5	*-6	7	*-7	9	11
3	MA Lin / LIAN H (CHN)	*-0	0	*-1	2	*-4	6	*-8	9	*-10	11	
	RUIZ REYES JM / CARDONA MARQUEZ J (ESP)	0	*-2	3	*-4	4	*-4	4	*-5	6	6	
4	MA Lin / LIAN H (CHN)	0	*-1	3	*-5	6	*-6	7	*-7	7	*-8	8
	RUIZ REYES JM / CARDONA MARQUEZ J (ESP)	*-0	1	*-1	1	*-2	4	*-5	7	*-9	10	11
5	MA Lin / LIAN H (CHN)	*-0	1	*-3	4	*-5	6	*-8	9	*-9	11	
	RUIZ REYES JM / CARDONA MARQUEZ J (ESP)	0	*-1	1	*-2	3	*-4	4	*-5	7	7	

Note:

The "Greatest deficit overcome" only applies when the pair ends up winning the game.

Legend:

- First player of pair is server - Second player of pair is server No. Number



Detailed Team Match Results

Resultados detalhados da partida por equipe

People's Republic of China (CHN) 2 - 1 Spain (ESP)

Match 2: MA Lin (CHN) **1-3** RUIZ REYES Jose Manuel (ESP)

Match Summary		Match	Game 1	Game 2	Game 3	Game 4	Game 5
MA Lin	CHN	1	11	10	9	10	
RUIZ REYES Jose Manuel	ESP	3	2	12	11	12	
Duration		33min	4min	8min	6min	8min	

Team Match No : 16 Table : 2 Umpires : MUCHA Heike (GER) SEMENOVA Elena (RUS)

Player Statistics	MA Lin (CHN)						RUIZ REYES Jose Manuel (ESP)					
	Game					Match	Game					Match
	1	2	3	4	5		1	2	3	4	5	
Points won	11	10	9	10		40	2	12	11	12		37
Biggest lead	9	2	2	1		9	1	2	2	2		2
Points won on own serve	5	5	8	7		25	0	6	9	8		23
Points lost on own serve	2	6	2	4		14	6	5	1	3		15
Most consecutive points won	7	2	2	3		7	1	3	3	3		3
Greatest deficit overcome	1	-	-	-		1	-	2	2	1		2
Handedness/Grip	Left/						Left/					

Game/Match Statistics	Game					Match
	1	2	3	4	5	
Longest rally (strokes)	8	18	11	9		18
Average rally	5	5	4	4		5

Game Progress

1	MA Lin (CHN)	*0	1	*3	5	*7	8	*10	11					
	RUIZ REYES Jose Manuel (ESP)	0	*1	1	*1	1	*2	2	2					
2	MA Lin (CHN)	0	*0	2	*3	4	*5	6	*8	8	*9	10	*10	10
	RUIZ REYES Jose Manuel (ESP)	*0	2	*2	3	*4	5	*6	6	*8	9	*10	11	12
3	MA Lin (CHN)	*0	2	*2	4	*4	6	*6	7	*8	9	9		
	RUIZ REYES Jose Manuel (ESP)	0	*0	2	*2	4	*4	6	*7	8	*9	11		
4	MA Lin (CHN)	0	*0	1	*2	4	*4	5	*6	8	*9	10	*10	10
	RUIZ REYES Jose Manuel (ESP)	*0	2	*3	4	*4	6	*7	8	*8	9	*10	11	12

Note:

The "Greatest deficit overcome" only applies when the player ends up winning the game.

Legend:

* Server **No.** Number



Detailed Team Match Results

Resultados detalhados da partida por equipe

People's Republic of China (CHN) 2 - 1 Spain (ESP)

Match 3: LIAN Hao (CHN) 3-0 PEREZ GONZALEZ Juan Bautista (ESP)

Match Summary		Match	Game 1	Game 2	Game 3	Game 4	Game 5
LIAN Hao	CHN	3	11	12	12		
PEREZ GONZALEZ Juan Bautista	ESP	0	5	10	10		
	Duration	21min	4min	7min	6min		

Team Match No : 16 Table : 2 Umpires : MUCHA Heike (GER) SEMENOVA Elena (RUS)

Player Statistics	LIAN Hao (CHN)						PEREZ GONZALEZ Juan Bautista (ESP)					
	Game					Match	Game					Match
	1	2	3	4	5		1	2	3	4	5	
Points won	11	12	12			35	5	10	10			25
Biggest lead	6	2	3			6	-	7	-			7
Points won on own serve	6	6	6			18	3	5	5			13
Points lost on own serve	2	5	5			12	5	6	6			17
Most consecutive points won	4	5	2			5	2	5	2			5
Greatest deficit overcome	-	7	-			7	-	-	-			-
Handedness/Grip	Left/						Left/					

Game/Match Statistics	Game					Match
	1	2	3	4	5	
Longest rally (strokes)	7	9	16			16
Average rally	4	4	4			4

Game Progress

1	LIAN Hao (CHN)	0	*2	3	*4	5	*6	8	*9	11				
	PEREZ GONZALEZ Juan Bautista (ESP)	*0	0	*1	2	*3	4	*4	5	5				
2	LIAN Hao (CHN)	*0	1	*1	2	*2	2	*3	5	*7	8	*10	11	12
	PEREZ GONZALEZ Juan Bautista (ESP)	0	*1	3	*4	6	*8	9	*9	9	*10	10	*10	10
3	LIAN Hao (CHN)	0	*1	3	*4	5	*6	7	*8	9	*10	10	*11	12
	PEREZ GONZALEZ Juan Bautista (ESP)	*0	1	*1	2	*3	4	*5	6	*7	8	*10	10	10

Note:

The "Greatest deficit overcome" only applies when the player ends up winning the game.

Legend:

* Server

No. Number



Player Statistics

Estatísticas dos atletas

As of SAT 17 SEP 2016

Players	NPC	Matches				Games				Match Duration	
		Played	Won	Lost	%Won	Played	Won	Lost	%Won	All	Average
BOHEAS Mateo	FRA	3	1	2	33%	13	6	7	46%	1h38min	33min
Right		Points Won				Points Lost					
Cl10		Total	Own Serve: 63		Most Consecutive: 7		Total	Own Serve: 61		Most Consecutive: 4	
		119	Opp. Serve: 56		GDO: 3		126	Opp. Serve: 65		GLL: 2	
CARBINATTI Carlos	BRA	Matches				Games				Match Duration	
Left		Played	Won	Lost	%Won	Played	Won	Lost	%Won	All	Average
Cl10		1	0	1	0%	4	1	3	25%	28min	28min
		Points Won				Points Lost					
		Total	Own Serve: 19		Most Consecutive: 4		Total	Own Serve: 19		Most Consecutive: 7	
		35	Opp. Serve: 16		GDO: 1		40	Opp. Serve: 21		GLL: 2	
CARDONA MARQUEZ J	ESP	Matches				Games				Match Duration	
Right		Played	Won	Lost	%Won	Played	Won	Lost	%Won	All	Average
Cl10		2	2	0	100%	8	6	2	75%	51min	26min
		Points Won				Points Lost					
		Total	Own Serve: 47		Most Consecutive: 5		Total	Own Serve: 24		Most Consecutive: 6	
		80	Opp. Serve: 33		GDO: 3		60	Opp. Serve: 36		GLL: 2	
CHOJNOWSKI Patryk	POL	Matches				Games				Match Duration	
Right		Played	Won	Lost	%Won	Played	Won	Lost	%Won	All	Average
Cl10		3	3	0	100%	12	9	3	75%	1h29min	30min
		Points Won				Points Lost					
		Total	Own Serve: 56		Most Consecutive: 6		Total	Own Serve: 54		Most Consecutive: 4	
		126	Opp. Serve: 70		GDO: 3		96	Opp. Serve: 42		GLL: 2	
DAYBELL Kim	GBR	Matches				Games				Match Duration	
Left		Played	Won	Lost	%Won	Played	Won	Lost	%Won	All	Average
Cl10		2	1	1	50%	8	3	5	38%	59min	30min
		Points Won				Points Lost					
		Total	Own Serve: 42		Most Consecutive: 5		Total	Own Serve: 37		Most Consecutive: 5	
		76	Opp. Serve: 34		GDO: 2		82	Opp. Serve: 45		GLL: 3	
FRACZYK Stanislaw	AUT	Matches				Games				Match Duration	
Right		Played	Won	Lost	%Won	Played	Won	Lost	%Won	All	Average
Cl9		1	0	1	0%	3	0	3	0%	15min	15min
		Points Won				Points Lost					
		Total	Own Serve: 13		Most Consecutive: 3		Total	Own Serve: 12		Most Consecutive: 4	
		18	Opp. Serve: 5		GDO: 0		33	Opp. Serve: 21		GLL: 3	
GARDOS Krisztian	AUT	Matches				Games				Match Duration	
Right		Played	Won	Lost	%Won	Played	Won	Lost	%Won	All	Average
Cl10		1	1	0	100%	5	3	2	60%	33min	33min
		Points Won				Points Lost					
		Total	Own Serve: 27		Most Consecutive: 9		Total	Own Serve: 16		Most Consecutive: 5	
		47	Opp. Serve: 20		GDO: 2		40	Opp. Serve: 24		GLL: 2	



Player Statistics

Estatísticas dos atletas

As of SAT 17 SEP 2016

Players	NPC	Matches				Games				Match Duration		
		Played	Won	Lost	%Won	Played	Won	Lost	%Won	All	Average	
GRUDZIEN Piotr Right CI8	POL	1	0	1	0%	5	2	3	40%	38min	38min	
		Points Won				Points Lost						
		Total	Own Serve: 22			Most Consecutive: 6		Total	Own Serve: 23		Most Consecutive: 5	
		43	Opp. Serve: 21			GDO: 2		47	Opp. Serve: 24		GLL: 3	
HERGELINK Bas Left CI10	NED	Matches				Games				Match Duration		
		Played	Won	Lost	%Won	Played	Won	Lost	%Won	All	Average	
		2	1	1	50%	8	5	3	63%	47min	24min	
		Points Won				Points Lost						
Total	Own Serve: 40			Most Consecutive: 7		Total	Own Serve: 29		Most Consecutive: 9			
73	Opp. Serve: 33			GDO: 2		63	Opp. Serve: 34		GLL: 2			
HORUT Daniel Left CI7	CZE	Matches				Games				Match Duration		
		Played	Won	Lost	%Won	Played	Won	Lost	%Won	All	Average	
		1	0	1	0%	3	0	3	0%	13min	13min	
		Points Won				Points Lost						
Total	Own Serve: 14			Most Consecutive: 2		Total	Own Serve: 10		Most Consecutive: 4			
17	Opp. Serve: 3			GDO: 0		33	Opp. Serve: 23		GLL: 0			
KALEM Mohamed Amine Right CI9	ITA	Matches				Games				Match Duration		
		Played	Won	Lost	%Won	Played	Won	Lost	%Won	All	Average	
		1	0	1	0%	5	2	3	40%	41min	41min	
		Points Won				Points Lost						
Total	Own Serve: 27			Most Consecutive: 5		Total	Own Serve: 24		Most Consecutive: 4			
49	Opp. Serve: 22			GDO: 3		53	Opp. Serve: 29		GLL: 2			
KARABEC Ivan Right CI10	CZE	Matches				Games				Match Duration		
		Played	Won	Lost	%Won	Played	Won	Lost	%Won	All	Average	
		2	2	0	100%	7	6	1	86%	49min	25min	
		Points Won				Points Lost						
Total	Own Serve: 44			Most Consecutive: 9		Total	Own Serve: 31		Most Consecutive: 5			
86	Opp. Serve: 42			GDO: 2		64	Opp. Serve: 33		GLL: 2			
LAST Gerben Right CI9	NED	Matches				Games				Match Duration		
		Played	Won	Lost	%Won	Played	Won	Lost	%Won	All	Average	
		2	1	1	50%	7	4	3	57%	38min	19min	
		Points Won				Points Lost						
Total	Own Serve: 32			Most Consecutive: 4		Total	Own Serve: 29		Most Consecutive: 5			
61	Opp. Serve: 29			GDO: 3		61	Opp. Serve: 32		GLL: 0			
LIAN Hao Left CI10	CHN	Matches				Games				Match Duration		
		Played	Won	Lost	%Won	Played	Won	Lost	%Won	All	Average	
		1	1	0	100%	3	3	0	100%	21min	21min	
		Points Won				Points Lost						
Total	Own Serve: 18			Most Consecutive: 5		Total	Own Serve: 12		Most Consecutive: 5			
35	Opp. Serve: 17			GDO: 7		25	Opp. Serve: 13		GLL: 0			



Player Statistics
Estatísticas dos atletas

As of SAT 17 SEP 2016

Players	NPC	Matches				Games				Match Duration	
		Played	Won	Lost	%Won	Played	Won	Lost	%Won	All	Average
MA Lin	CHN	3	2	1	67%	12	7	5	58%	1h29min	30min
Left		Points Won				Points Lost					
CI9		Total	Own Serve:	71	Most Consecutive:	7	Total	Own Serve:	44	Most Consecutive:	5
		123	Opp. Serve:	52	GDO:	2	106	Opp. Serve:	62	GLL:	3
PEREZ GONZALEZ JB	ESP	Matches				Games				Match Duration	
Left		Played	Won	Lost	%Won	Played	Won	Lost	%Won	All	Average
CI9		1	0	1	0%	3	0	3	0%	21min	21min
		Points Won				Points Lost					
		Total	Own Serve:	13	Most Consecutive:	5	Total	Own Serve:	17	Most Consecutive:	5
		25	Opp. Serve:	12	GDO:	0	35	Opp. Serve:	18	GLL:	7
RUIZ REYES Jose Manuel	ESP	Matches				Games				Match Duration	
Left		Played	Won	Lost	%Won	Played	Won	Lost	%Won	All	Average
CI10		3	1	2	33%	12	5	7	42%	1h41min	34min
		Points Won				Points Lost					
		Total	Own Serve:	61	Most Consecutive:	4	Total	Own Serve:	63	Most Consecutive:	9
		116	Opp. Serve:	55	GDO:	2	134	Opp. Serve:	71	GLL:	3
SKRZYNECKI Marcin	POL	Matches				Games				Match Duration	
Right		Played	Won	Lost	%Won	Played	Won	Lost	%Won	All	Average
CI8		1	0	1	0%	3	0	3	0%	14min	14min
		Points Won				Points Lost					
		Total	Own Serve:	7	Most Consecutive:	7	Total	Own Serve:	17	Most Consecutive:	7
		16	Opp. Serve:	9	GDO:	0	33	Opp. Serve:	16	GLL:	0
YOUSSEF Sayed	EGY	Matches				Games				Match Duration	
		Played	Won	Lost	%Won	Played	Won	Lost	%Won	All	Average
CI7		1	0	1	0%	3	0	3	0%	15min	15min
		Points Won				Points Lost					
		Total	Own Serve:	10	Most Consecutive:	5	Total	Own Serve:	17	Most Consecutive:	5
		20	Opp. Serve:	10	GDO:	0	34	Opp. Serve:	17	GLL:	2

Note:

The "Greatest deficit overcome" only applies when the player ends up winning the game and "Greatest lead lost" only when losing.

Legend:

GDO Greatest deficit overcome **GLL** Greatest lead lost **Opp.** Opponent's



Tournament Statistics

Estatísticas do torneio

As of SAT 17 SEP 2016

Statistics	Round 1	Quarterfinals	Semifinals	Finals	Total
Team Matches					
Total	3	4	2	2	11
Game Margin: 2:0	2 67%	2 50%	1 50%	1 50%	6 55%
2:1	1 33%	2 50%	1 50%	1 50%	5 45%
Invalid Results Mark					
Duration: Total	3h40min	3h46min	3h11min	2h59min	13h36min
Longest	1h39min	1h12min	2h8min	1h50min	2h8min
Shortest	41min	41min	1h3min	1h9min	41min
Average	1h13min	57min	1h36min	1h30min	1h14min
Matches					
Total	7	10	5	5	27
Game Margin: 3:0	2 29%	6 60%	1 20%	2 40%	11 41%
3:1	1 14%	4 40%	1 20%	2 40%	8 30%
3:2	4 57%		3 60%	1 20%	8 30%
Invalid Results Mark					
Duration: Total	3h21min	3h24min	2h56min	2h39min	12h20min
Longest	41min	34min	46min	43min	46min
Shortest	15min	13min	20min	21min	13min
Average	29min	20min	35min	32min	27min
Games					
Total	30	34	22	19	105
Point Margin: 11					
10					
9	1 3%	2 6%	1 5%	1 5%	5 5%
8	1 3%	3 9%			4 4%
7	1 3%	2 6%	3 14%		6 6%
6	1 3%	2 6%	1 5%	1 5%	5 5%
5	7 23%	5 15%	3 14%	3 16%	18 17%
4	3 10%	7 21%	4 18%	3 16%	17 16%
3	5 17%	4 12%	4 18%	2 11%	15 14%
2	11 37%	9 26%	6 27%	9 47%	35 33%
Invalid Results Mark					
Duration: Total	2h33min	2h48min	2h25min	2h5min	9h51min
Longest	10min	11min	13min	10min	13min
Shortest	3min	3min	4min	4min	3min
Average	5min	5min	7min	7min	6min
Points					
Total	576	631	409	366	1982
Per game	19.20	18.56	18.59	19.26	18.88
Most consecutive won	9	9	7	7	9
Greatest deficit overcome	5	4	3	7	7
Longest rally	32	23	15	18	32
Average rally	4	5	4	4	4

Note:

The "Greatest deficit overcome" only applies when the player/pair ends up winning the game.



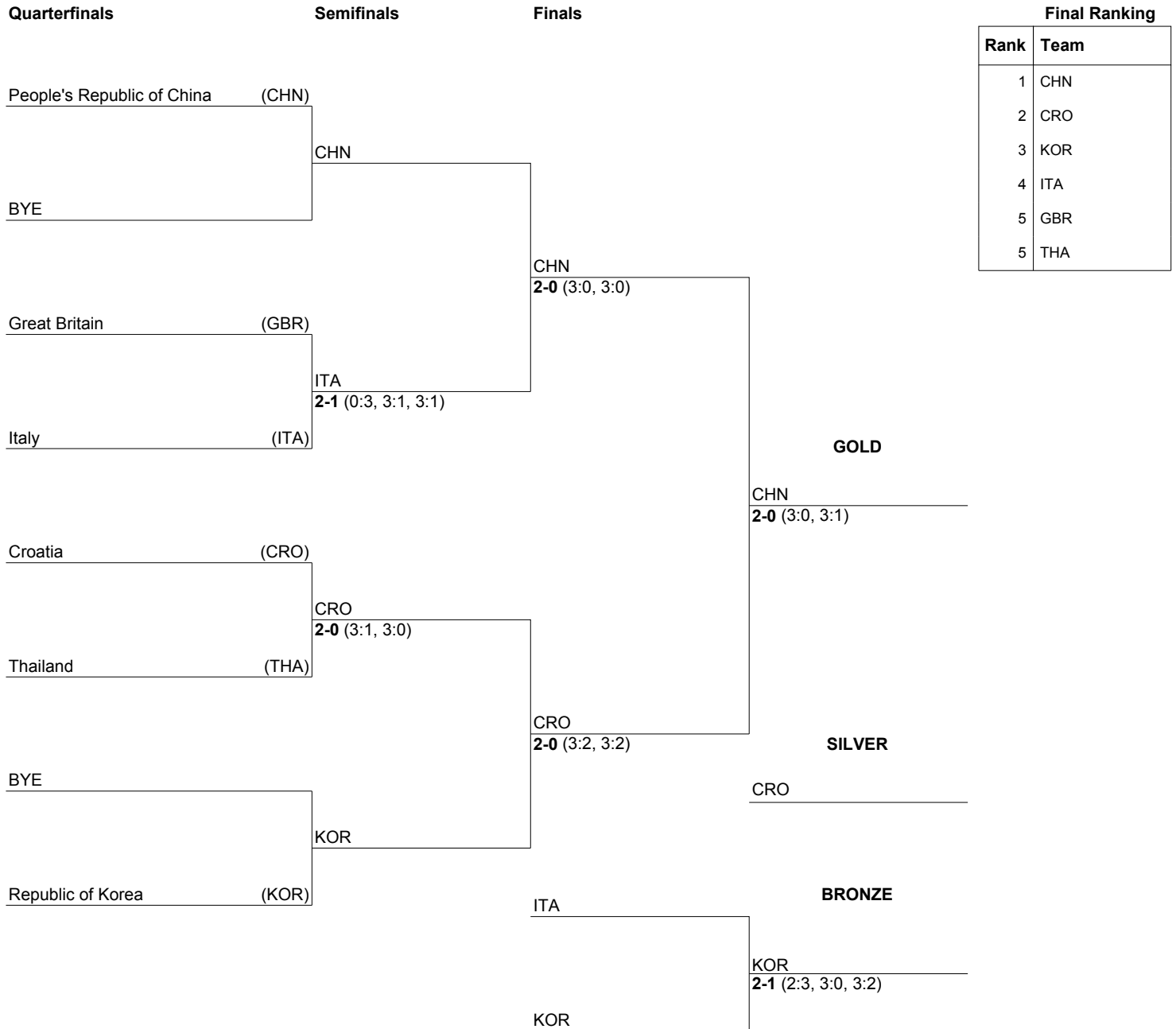
Entry List by Event

As of MON 12 SEP 2016

NPC	Name	Date of Birth
CHN - People's Republic of China	LI Qian	13 FEB 1989
	LIU Jing	25 JUL 1988
	XUE Juan	20 OCT 1989
CRO - Croatia	DRETAR KARIC Helena	28 NOV 1979
	MUZINIC Andela	1 NOV 1992
GBR - Great Britain	CAMPBELL Lara Jane	18 AUG 1968
	HEAD Sara	12 APR 1980
ITA - Italy	BRUNELLI Michela	5 JUL 1974
	PODDA Clara	19 JUL 1951
	ROSSI Giada	24 AUG 1994
KOR - Republic of Korea	LEE Mi-Gyu	4 NOV 1988
	SEO Su-Yeon	8 JAN 1986
	YOON Jiyu	28 DEC 2000
THA - Thailand	ASAYUT Dararat	18 JUN 1984
	BOOTWANSIRINA Chilchitpanyak	2 DEC 1975



Draw
Sorteio





Detailed Team Match Results

Resultados detalhados da partida por equipe

Croatia (CRO) 2 - 0 Thailand (THA)

Team Match No : 1 Table : 7 Umpires : MATOS Ravi (BRA) SCARR Valerie (NZL)

Match 1			Match	Game 1	Game 2	Game 3	Game 4	Game 5
	MUZINIC A / DRETAR KARIC H	CRO	3	12	8	11	11	
	BOOTWANSIRINA C / ASAYUT D	THA	1	10	11	9	4	
Duration			35min	8min	7min	8min	5min	

Match 2			Match	Game 1	Game 2	Game 3	Game 4	Game 5
A	MUZINIC Andela	CRO	3	11	11	11		
X	BOOTWANSIRINA Chilchitpanyak	THA	0	4	2	1		
Duration			15min	5min	4min	4min		

Duration of Team Match	55min
------------------------	-------

Player Statistics	Croatia (CRO)				Thailand (THA)			
	Match			Team Match	Match			Team Match
	1	2	3		1	2	3	
Points won	40	33		73	33	7		40
Biggest lead	7	10		10	3	1		3
Points won on own serve	23	16		39	19	3		22
Points lost on own serve	14	4		18	17	17		34
Most consecutive points won	6	9		9	4	1		4
Greatest deficit overcome	1	1		1	3	-		3

Match/Team Match Statistics	Match			Team Match
	1	2	3	
Longest rally (strokes)	201	9		201
Average rally	8	3		6

Note:

The "Greatest deficit overcome" only applies when the player/pair ends up winning the game.

Legend:

No. Number



Detailed Team Match Results

Resultados detalhados da partida por equipe

Croatia (CRO) 2 - 0 Thailand (THA)

Match 1: **MUZINIC Andela (CRO)** 3-1 **BOOTWANSIRINA Chilchitparyak (THA)**
DRETAR KARIC Helena **ASAYUT Dararat**

Match Summary		Match	Game 1	Game 2	Game 3	Game 4	Game 5
MUZINIC Andela / DRETAR KARIC H	CRO	3	12	8	11	11	
BOOTWANSIRINA Chilchitparyak / ASAYUT D	THA	1	10	11	9	4	
	Duration	35min	8min	7min	8min	5min	

Team Match No : 1 Table : 7 Umpires : MATOS Ravi (BRA) SCARR Valerie (NZL)

Player Statistics	MUZINIC A / DRETAR KARIC H (CRO)						BOOTWANSIRINA C / ASAYUT D (THA)					
	Game					Match	Game					Match
	1	2	3	4	5		1	2	3	4	5	
Points won	12	7	11	10		40	10	11	8	4		33
Biggest lead	2	3	3	7		7	1	3	1	1		3
Points won on own serve	7	5	6	5		23	6	7	4	2		19
Points lost on own serve	4	4	4	2		14	5	2	5	5		17
Most consecutive points won	3	5	4	6		6	3	4	3	3		4
Greatest deficit overcome	1	-	1	1		1	-	3	-	-		3
Handedness/Grip	Right/ - Right/						Right/ - Right/					

Game/Match Statistics	Game					Match
	1	2	3	4	5	
Longest rally (strokes)	18	14	201	11		201
Average rally	6	6	14	5		8

Game Progress

1	MUZINIC A / DRETAR KARIC H (CRO)	0	*-1	2	*-3	5	*-5	6	*-7	8	*-9	10	*-11	12
	BOOTWANSIRINA C / ASAYUT D (THA)	-*0	1	*-2	3	*-3	5	*-6	7	*-8	9	*-10	10	10
2	MUZINIC A / DRETAR KARIC H (CRO)	0	1	*-1	3	*-5	6	*-6	7	*-7	8	8		
	BOOTWANSIRINA C / ASAYUT D (THA)	0	*-1	3	*-3	3	*-4	6	*-7	9	*-10	11		
3	MUZINIC A / DRETAR KARIC H (CRO)	0	*-1	2	*-3	4	*-6	7	*-7	8	*-9	11		
	BOOTWANSIRINA C / ASAYUT D (THA)	0	1	*-2	3	*-4	4	*-5	7	*-8	9	9		
4	MUZINIC A / DRETAR KARIC H (CRO)	0	2	*-2	3	*-5	6	*-8	10	11				
	BOOTWANSIRINA C / ASAYUT D (THA)	0	*-0	2	*-3	3	*-4	4	*-4	4				

Note:

The "Greatest deficit overcome" only applies when the pair ends up winning the game.

Legend:

*- First player of pair is server *- Second player of pair is server No. Number



Detailed Team Match Results

Resultados detalhados da partida por equipe

Croatia (CRO) 2 - 0 Thailand (THA)

Match 2: MUZINIC Andela (CRO) 3-0 BOOTWANSIRINA Chilchitpanyak (THA)

Match Summary		Match	Game 1	Game 2	Game 3	Game 4	Game 5
MUZINIC Andela	CRO	3	11	11	11		
BOOTWANSIRINA Chilchitpanyak	THA	0	4	2	1		
Duration		15min	5min	4min	4min		

Team Match No : 1 Table : 7 Umpires : MATOS Ravi (BRA) SCARR Valerie (NZL)

Player Statistics	MUZINIC Andela (CRO)						BOOTWANSIRINA Chilchitpanyak (THA)					
	Game					Match	Game					Match
	1	2	3	4	5		1	2	3	4	5	
Points won	11	11	11			33	4	2	1			7
Biggest lead	7	9	10			10	1	-	-			1
Points won on own serve	5	5	6			16	1	1	1			3
Points lost on own serve	3	1	0			4	6	6	5			17
Most consecutive points won	5	9	8			9	1	1	1			1
Greatest deficit overcome	1	-	-			1	-	-	-			-
Handedness/Grip	Right/						Right/					

Game/Match Statistics	Game					Match
	1	2	3	4	5	
Longest rally (strokes)	8	9	6			9
Average rally	4	3	3			3

Game Progress

1	MUZINIC Andela (CRO)	*0	1	*3	4	*5	7	*9	10	11
	BOOTWANSIRINA Chilchitpanyak (THA)	0	*1	1	*2	3	*3	3	*4	4
2	MUZINIC Andela (CRO)	0	*2	4	*6	8	*9	10	11	
	BOOTWANSIRINA Chilchitpanyak (THA)	*0	0	*0	0	*0	1	*2	2	
3	MUZINIC Andela (CRO)	*0	2	*3	5	*7	9	11		
	BOOTWANSIRINA Chilchitpanyak (THA)	0	*0	1	*1	1	*1	1		

Note:

The "Greatest deficit overcome" only applies when the player ends up winning the game.

Legend:

* Server

No. Number



Detailed Team Match Results

Resultados detalhados da partida por equipe

Italy (ITA) 2 - 1 Great Britain (GBR)

Team Match No : 4 Table : 5 Umpires : GALVAO Luzia (BRA) dos SANTOS Danilo (BRA)

Match 1			Match	Game 1	Game 2	Game 3	Game 4	Game 5
	BRUNELLI Michela / ROSSI G	ITA	0	6	8	5		
	HEAD S / CAMPBELL LJ	GBR	3	11	11	11		
Duration			27min	7min	8min	7min		

Match 2			Match	Game 1	Game 2	Game 3	Game 4	Game 5
A	BRUNELLI Michela	ITA	3	11	11	14	11	
X	HEAD Sara	GBR	1	8	6	16	5	
Duration			31min	5min	5min	10min	5min	

Match 3			Match	Game 1	Game 2	Game 3	Game 4	Game 5
B	ROSSI Giada	ITA	3	12	11	5	11	
Y	CAMPBELL Lara Jane	GBR	1	10	5	11	5	
Duration			31min	8min	6min	6min	6min	

Duration of Team Match	1h51min
------------------------	---------

Player Statistics	Italy (ITA)				Great Britain (GBR)			
	Match			Team Match	Match			Team Match
	1	2	3		1	2	3	
Points won	19	46	38	103	32	35	31	98
Biggest lead	1	6	6	6	6	3	6	6
Points won on own serve	11	23	19	53	18	17	15	50
Points lost on own serve	14	18	16	48	8	23	19	50
Most consecutive points won	3	6	8	8	5	5	6	6
Greatest deficit overcome	-	3	4	4	1	5	-	5

Match/Team Match Statistics	Match			Team Match
	1	2	3	
Longest rally (strokes)	22	21	13	22
Average rally	5	6	4	5

Note:
The "Greatest deficit overcome" only applies when the player/pair ends up winning the game.

Legend:
No. Number



Detailed Team Match Results

Resultados detalhados da partida por equipe

Italy (ITA) 2 - 1 Great Britain (GBR)

Match 1: BRUNELLI Michela (ITA) 0-3 HEAD Sara (GBR)
ROSSI Giada CAMPBELL Lara Jane

Match Summary		Match	Game 1	Game 2	Game 3	Game 4	Game 5
BRUNELLI Michela / ROSSI G	ITA	0	6	8	5		
HEAD Sara / CAMPBELL LJ	GBR	3	11	11	11		
	Duration	27min	7min	8min	7min		

Team Match No : 4 Table : 5 Umpires : GALVAO Luzia (BRA) dos SANTOS Danilo (BRA)

Player Statistics	BRUNELLI Michela / ROSSI G (ITA)						HEAD S / CAMPBELL LJ (GBR)					
	Game					Match	Game					Match
	1	2	3	4	5		1	2	3	4	5	
Points won	6	8	5			19	11	11	10			32
Biggest lead	1	-	-			1	5	3	6			6
Points won on own serve	4	4	3			11	6	6	6			18
Points lost on own serve	5	5	4			14	2	4	2			8
Most consecutive points won	3	3	3			3	4	3	5			5
Greatest deficit overcome	-	-	-			-	1	-	-			1
Handedness/Grip	Right/ - Right/						Right/ - Right/					

Game/Match Statistics	Game					Match
	1	2	3	4	5	
Longest rally (strokes)	22	18	18			22
Average rally	5	6	5			5

Game Progress

1	BRUNELLI Michela / ROSSI G (ITA)	*-0	1	*-1	3	*-4	4	*-5	6	*-6	6	
	HEAD S / CAMPBELL LJ (GBR)	0	*-1	3	*-3	4	*-6	7	*-8	10	11	
2	BRUNELLI Michela / ROSSI G (ITA)	0	*-0	2	*-2	3	*-5	5	*-6	7	*-8	8
	HEAD S / CAMPBELL LJ (GBR)	*-0	2	*-2	4	*-5	5	*-7	8	*-9	10	11
3	BRUNELLI Michela / ROSSI G (ITA)	0	1	*-1	2	*-2	2	*-4	5		5	
	HEAD S / CAMPBELL LJ (GBR)	0	*-1	3	*-4	6	*-8	8	*-9		11	

Note:

The "Greatest deficit overcome" only applies when the pair ends up winning the game.

Legend:

*- First player of pair is server *- Second player of pair is server No. Number



Detailed Team Match Results

Resultados detalhados da partida por equipe

Italy (ITA) 2 - 1 Great Britain (GBR)

Match 2: BRUNELLI Michela (ITA) 3-1 HEAD Sara (GBR)

Match Summary		Match	Game 1	Game 2	Game 3	Game 4	Game 5
BRUNELLI Michela	ITA	3	11	11	14	11	
HEAD Sara	GBR	1	8	6	16	5	
	Duration	31min	5min	5min	10min	5min	

Team Match No : 4 Table : 5 Umpires : GALVAO Luzia (BRA) dos SANTOS Danilo (BRA)

Player Statistics	BRUNELLI Michela (ITA)						HEAD Sara (GBR)					
	Game					Match	Game					Match
	1	2	3	4	5		1	2	3	4	5	
Points won	11	11	13	11		46	8	6	16	5		35
Biggest lead	3	5	5	6		6	3	1	2	2		3
Points won on own serve	7	5	7	4		23	6	2	8	1		17
Points lost on own serve	2	4	8	4		18	4	6	6	7		23
Most consecutive points won	5	4	3	6		6	3	1	5	2		5
Greatest deficit overcome	3	1	-	2		3	-	-	5	-		5
Handedness/Grip	Right/						Right/					

Game/Match Statistics	Game					Match
	1	2	3	4	5	
Longest rally (strokes)	7	14	14	21		21
Average rally	4	7	5	8		6

Game Progress

1	BRUNELLI Michela (ITA)	0	*1	2	*2	3	*4	6	*6	8	*10	11						
	HEAD Sara (GBR)	*0	1	*2	4	*5	6	*6	8	*8	8	8						
2	BRUNELLI Michela (ITA)	*0	1	*2	3	*4	5	*7	8	*10	11							
	HEAD Sara (GBR)	0	*1	2	*3	4	*5	5	*6	6	6							
3	BRUNELLI Michela (ITA)	0	*2	3	*5	6	*6	6	*7	8	*9	10	*11	11	*11	12	*12	13
	HEAD Sara (GBR)	0	0	*1	1	*2	4	*6	7	*8	9	*10	10	*11	12	*12	13	*13
		*13	14	*14	14													
		14	*14	15	16													
4	BRUNELLI Michela (ITA)	*0	0	*2	3	*5	7	*8	9	11								
	HEAD Sara (GBR)	0	*2	2	*3	3	*3	4	*5	5								

Note:

The "Greatest deficit overcome" only applies when the player ends up winning the game.

Legend:

* Server

No. Number



Detailed Team Match Results

Resultados detalhados da partida por equipe

Italy (ITA) 2 - 1 Great Britain (GBR)

Match 3: ROSSI Giada (ITA) 3-1 CAMPBELL Lara Jane (GBR)

Match Summary		Match	Game 1	Game 2	Game 3	Game 4	Game 5
ROSSI Giada	ITA	3	12	11	5	11	
CAMPBELL Lara Jane	GBR	1	10	5	11	5	
	Duration	31min	8min	6min	6min	6min	

Team Match No : 4 Table : 5 Umpires : GALVAO Luzia (BRA) dos SANTOS Danilo (BRA)

Player Statistics	ROSSI Giada (ITA)						CAMPBELL Lara Jane (GBR)					
	Game					Match	Game					Match
	1	2	3	4	5		1	2	3	4	5	
Points won	12	11	5	10		38	10	5	11	5		31
Biggest lead	2	6	-	6		6	4	2	6	-		6
Points won on own serve	6	6	2	5		19	5	3	5	2		15
Points lost on own serve	5	2	6	3		16	6	5	3	5		19
Most consecutive points won	6	8	4	5		8	5	2	6	3		6
Greatest deficit overcome	4	2	-	-		4	-	-	-	-		-
Handedness/Grip	Right/						Right/					

Game/Match Statistics	Game					Match
	1	2	3	4	5	
Longest rally (strokes)	7	7	13	7		13
Average rally	4	4	5	4		4

Game Progress

1	ROSSI Giada (ITA)	*0	1	*2	3	*4	5	*5	5	*6	8	*10	11	12
	CAMPBELL Lara Jane (GBR)	0	*1	2	*3	4	*5	7	*9	10	*10	10	*10	10
2	ROSSI Giada (ITA)	0	*0	1	*2	3	*5	7	*9	11				
	CAMPBELL Lara Jane (GBR)	*0	2	*3	4	*5	5	*5	5	5				
3	ROSSI Giada (ITA)	*0	0	*0	2	*4	4	*4	4	5				
	CAMPBELL Lara Jane (GBR)	0	*2	4	*4	4	*6	8	*10	11				
4	ROSSI Giada (ITA)	0	*1	3	*5	5	*6	7	*9	11				
	CAMPBELL Lara Jane (GBR)	0	1	*1	1	*3	4	*5	5	5				

Note:

The "Greatest deficit overcome" only applies when the player ends up winning the game.

Legend:

* Server

No. Number



Detailed Team Match Results

Resultados detalhados da partida por equipe

People's Republic of China (CHN) 2 - 0 Italy (ITA)

Team Match No : 5 Table : 1 Umpires : BOUDJEHEM Abdellah (ALG) RAGAB Elsayed (EGY)

Match 1			Match	Game 1	Game 2	Game 3	Game 4	Game 5
	LI Qian / LIU J	CHN	3	11	11	11		
	BRUNELLI Michela / ROSSI G	ITA	0	1	8	8		
Duration			20min	4min	6min	6min		

Match 2			Match	Game 1	Game 2	Game 3	Game 4	Game 5
A	LI Qian	CHN	3	12	11	11		
X	PODDA Clara	ITA	0	10	3	2		
Duration			15min	5min	3min	4min		

Duration of Team Match	41min
------------------------	-------

Player Statistics	People's Republic of China (CHN)				Italy (ITA)			
	Match			Team Match	Match			Team Match
	1	2	3		1	2	3	
Points won	33	34		67	17	15		32
Biggest lead	10	9		10	2	3		3
Points won on own serve	20	16		36	12	6		18
Points lost on own serve	5	9		14	13	18		31
Most consecutive points won	7	5		7	3	3		3
Greatest deficit overcome	2	3		3	-	-		-

Match/Team Match Statistics	Match			Team Match
	1	2	3	
Longest rally (strokes)	19	7		19
Average rally	4	3		4

Note:
The "Greatest deficit overcome" only applies when the player/pair ends up winning the game.

Legend:
No. Number



Detailed Team Match Results

Resultados detalhados da partida por equipe

People's Republic of China (CHN) 2 - 0 Italy (ITA)

Match 1: LI Qian (CHN) 3-0 BRUNELLI Michela (ITA)
LIU Jing ROSSI Giada

Match Summary		Match	Game 1	Game 2	Game 3	Game 4	Game 5
LI Qian / LIU J	CHN	3	11	11	11		
BRUNELLI Michela / ROSSI G	ITA	0	1	8	8		
	Duration	20min	4min	6min	6min		

Team Match No : 5 Table : 1 Umpires : BOUDJEHEM Abdellah (ALG) RAGAB Elsayed (EGY)

Player Statistics	LI Qian / LIU J (CHN)						BRUNELLI Michela / ROSSI G (ITA)					
	Game					Match	Game					Match
	1	2	3	4	5		1	2	3	4	5	
Points won	11	11	11			33	1	8	8			17
Biggest lead	10	4	3			10	-	-	2			2
Points won on own serve	6	8	6			20	1	7	4			12
Points lost on own serve	0	1	4			5	5	3	5			13
Most consecutive points won	7	3	4			7	1	2	3			3
Greatest deficit overcome	-	-	2			2	-	-	-			-
Handedness/Grip	Left/ - Left/						Right/ - Right/					

Game/Match Statistics	Game					Match
	1	2	3	4	5	
Longest rally (strokes)	11	6	19			19
Average rally	5	3	5			4

Game Progress

1	LI Qian / LIU J (CHN)	-*0	2	*-4	6	9	11					
	BRUNELLI Michela / ROSSI G (ITA)	0	*-0	0	*-0	1	*-1	1				
2	LI Qian / LIU J (CHN)	0	*-1	3	*-4	6	*-6	7	*-8	10	*-10	11
	BRUNELLI Michela / ROSSI G (ITA)	*-0	1	*-1	2	*-2	4	*-5	6	*-6	8	8
3	LI Qian / LIU J (CHN)	-*0	1	*-1	3	*-5	5	*-6	7	*-8	10	11
	BRUNELLI Michela / ROSSI G (ITA)	0	*-1	3	*-3	3	*-5	6	*-7	8	*-8	8

Note:

The "Greatest deficit overcome" only applies when the pair ends up winning the game.

Legend:

*- First player of pair is server *- Second player of pair is server No. Number



Detailed Team Match Results

Resultados detalhados da partida por equipe

People's Republic of China (CHN) 2 - 0 Italy (ITA)

Match 2: LI Qian (CHN) 3-0 PODDA Clara (ITA)

Match Summary		Match	Game 1	Game 2	Game 3	Game 4	Game 5
LI Qian	CHN	3	12	11	11		
PODDA Clara	ITA	0	10	3	2		
	Duration	15min	5min	3min	4min		

Team Match No : 5 Table : 1 Umpires : BOUDJEHEM Abdellah (ALG) RAGAB Elsayed (EGY)

Player Statistics	LI Qian (CHN)						PODDA Clara (ITA)					
	Game					Match	Game					Match
	1	2	3	4	5		1	2	3	4	5	
Points won	12	11	11			34	10	3	2			15
Biggest lead	2	8	9			9	3	-	-			3
Points won on own serve	6	6	4			16	5	1	0			6
Points lost on own serve	5	2	2			9	6	5	7			18
Most consecutive points won	4	5	5			5	3	1	1			3
Greatest deficit overcome	3	-	-			3	-	-	-			-
Handedness/Grip	Left/						Right/					

Game/Match Statistics	Game					Match
	1	2	3	4	5	
Longest rally (strokes)	7	6	6			7
Average rally	4	4	3			3

Game Progress

1	LI Qian (CHN)	0	*1	2	*3	3	*4	5	*7	9	*9	10	*11	12
	PODDA Clara (ITA)	*0	1	*2	3	*5	6	*7	7	*7	9	*10	10	10
2	LI Qian (CHN)	*0	2	*4	5	*7	8	*9	11					
	PODDA Clara (ITA)	0	*0	0	*1	1	*2	3	3					
3	LI Qian (CHN)	0	*2	3	*5	6	*8	10	11					
	PODDA Clara (ITA)	*0	0	*1	1	*2	2	*2	2					

Note:

The "Greatest deficit overcome" only applies when the player ends up winning the game.

Legend:

* Server

No. Number



Detailed Team Match Results

Resultados detalhados da partida por equipe

Croatia (CRO) 2 - 0 Republic of Korea (KOR)

Team Match No : 6 Table : 3 Umpires : ARINYE Cecilia Dora (NGR) HIGASHIJIMA Masae (JPN)

Match 1		Match	Game 1	Game 2	Game 3	Game 4	Game 5
MUZINIC A / DRETAR KARIC H	CRO	3	4	11	4	11	11
LEE MG / YOON J	KOR	2	11	6	11	8	6
Duration		39min	5min	6min	5min	8min	8min

Match 2		Match	Game 1	Game 2	Game 3	Game 4	Game 5
A MUZINIC Andela	CRO	3	11	7	11	4	11
X LEE Mi-Gyu	KOR	2	7	11	4	11	9
Duration		42min	6min	7min	6min	6min	10min

Duration of Team Match	1h26min
------------------------	---------

Player Statistics	Croatia (CRO)			Team Match	Republic of Korea (KOR)			Team Match
	Match				Match			
	1	2	3		1	2	3	
Points won	41	44		85	42	41		83
Biggest lead	7	7		7	7	7		7
Points won on own serve	17	22		39	18	21		39
Points lost on own serve	24	20		44	24	22		46
Most consecutive points won	8	8		8	5	6		6
Greatest deficit overcome	1	6		6	-	-		-

Match/Team Match Statistics	Match			Team Match
	1	2	3	
Longest rally (strokes)	29	15		29
Average rally	6	6		6

Note:

The "Greatest deficit overcome" only applies when the player/pair ends up winning the game.

Legend:

No. Number



Detailed Team Match Results

Resultados detalhados da partida por equipe

Croatia (CRO) 2 - 0 Republic of Korea (KOR)

Match 1: **MUZINIC Andela (CRO) 3-2 LEE Mi-Gyu (KOR)**
DRETAR KARIC Helena YOON Jiyu

Match Summary		Match	Game 1	Game 2	Game 3	Game 4	Game 5
MUZINIC Andela / DRETAR KARIC H	CRO	3	4	11	4	11	11
LEE Mi-Gyu / YOON J	KOR	2	11	6	11	8	6
	Duration	39min	5min	6min	5min	8min	8min

Team Match No : 6 Table : 3 Umpires : ARINYE Cecilia Dora (NGR) HIGASHIJIMA Masae (JPN)

Player Statistics	MUZINIC A / DRETAR KARIC H (CRO)						LEE MG / YOON J (KOR)					
	Game					Match	Game					Match
	1	2	3	4	5		1	2	3	4	5	
Points won	4	11	4	11	11	41	11	6	11	8	6	42
Biggest lead	-	5	-	3	7	7	7	-	7	1	1	7
Points won on own serve	1	4	2	5	5	17	5	1	6	3	3	18
Points lost on own serve	6	5	5	5	3	24	3	7	2	6	6	24
Most consecutive points won	2	4	2	3	8	8	5	3	5	2	3	5
Greatest deficit overcome	-	-	-	1	1	1	-	-	-	-	-	-
Handedness/Grip	Right/ - Right/						Right/ - /					

Game/Match Statistics	Game					Match
	1	2	3	4	5	
Longest rally (strokes)	12	16	11	17	29	29
Average rally	7	4	5	6	10	6

Game Progress

1	MUZINIC A / DRETAR KARIC H (CRO)	0	*-1	1	*-1	2	*-3	3	*-4	4		
	LEE MG / YOON J (KOR)	*-0	1	*-3	5	*-6	7	*-9	10	11		
2	MUZINIC A / DRETAR KARIC H (CRO)	*-0	2	*-4	4	*-5	5	*-7	8	*-10	11	
	LEE MG / YOON J (KOR)	0	*-0	0	*-2	3	*-5	5	*-6	6	6	
3	MUZINIC A / DRETAR KARIC H (CRO)	0	*-0	1	*-1	1	*-2	3	*-4	4		
	LEE MG / YOON J (KOR)	*-0	2	*-3	5	*-7	8	*-9	10	11		
4	MUZINIC A / DRETAR KARIC H (CRO)	*-0	1	*-2	3	*-4	5	*-7	8	*-9	10	11
	LEE MG / YOON J (KOR)	0	*-1	2	*-3	4	*-5	5	*-6	7	*-8	8
5	MUZINIC A / DRETAR KARIC H (CRO)	0	*-1	3	*-5	7	*-8	9	*-10	10	11	
	LEE MG / YOON J (KOR)	*-0	1	*-1	1	*-1	2	*-3	4	*-6	6	

Note:

The "Greatest deficit overcome" only applies when the pair ends up winning the game.

Legend:

*- First player of pair is server *- Second player of pair is server No. Number



Detailed Team Match Results

Resultados detalhados da partida por equipe

Croatia (CRO) 2 - 0 Republic of Korea (KOR)

Match 2: MUZINIC Andela (CRO) 3-2 LEE Mi-Gyu (KOR)

Match Summary		Match	Game 1	Game 2	Game 3	Game 4	Game 5
MUZINIC Andela	CRO	3	11	7	11	4	11
LEE Mi-Gyu	KOR	2	7	11	4	11	9
	Duration	42min	6min	7min	6min	6min	10min

Team Match No : 6 Table : 3 Umpires : ARINYE Cecilia Dora (NGR) HIGASHIJIMA Masae (JPN)

Player Statistics	MUZINIC Andela (CRO)						LEE Mi-Gyu (KOR)					
	Game					Match	Game					Match
	1	2	3	4	5		1	2	3	4	5	
Points won	11	7	11	4	11	44	7	11	4	11	8	41
Biggest lead	4	-	7	-	2	7	-	4	-	7	6	7
Points won on own serve	7	1	6	3	5	22	4	4	2	7	4	21
Points lost on own serve	3	7	2	4	4	20	4	6	5	1	6	22
Most consecutive points won	3	2	7	2	8	8	2	4	3	6	4	6
Greatest deficit overcome	-	-	-	-	6	6	-	-	-	-	-	-
Handedness/Grip	Right/						Right/					

Game/Match Statistics	Game					Match
	1	2	3	4	5	
Longest rally (strokes)	9	15	10	11	14	15
Average rally	5	6	5	6	6	6

Game Progress

1	MUZINIC Andela (CRO)	*0	2	*3	4	*5	6	*8	9	*9	11	
	LEE Mi-Gyu (KOR)	0	*0	1	*2	3	*4	4	*5	7	7	
2	MUZINIC Andela (CRO)	0	*1	2	*2	2	*4	4	*6	6	7	
	LEE Mi-Gyu (KOR)	*0	1	*2	4	*6	6	*8	8	*10	11	
3	MUZINIC Andela (CRO)	*0	1	*3	4	*4	6	*8	10	11		
	LEE Mi-Gyu (KOR)	0	*1	1	*2	4	*4	4	*4	4		
4	MUZINIC Andela (CRO)	0	*0	2	*2	3	*4	4	*4	4		
	LEE Mi-Gyu (KOR)	*0	2	*2	4	*5	6	*8	10	11		
5	MUZINIC Andela (CRO)	0	0	*0	1	*2	2	*4	6	*8	10	11
	LEE Mi-Gyu (KOR)	0	*2	4	*5	6	*8	8	*8	8	*8	9

Note:

The "Greatest deficit overcome" only applies when the player ends up winning the game.

Legend:

* Server No. Number



Detailed Team Match Results

Resultados detalhados da partida por equipe

Republic of Korea (KOR) 2 - 1 Italy (ITA)

Team Match No : 7 Table : 3 Umpires : MIRANDA Barjonas (BRA) BAUR Helton Luis (BRA)

Match 1			Match	Game 1	Game 2	Game 3	Game 4	Game 5
	YOON J / LEE MG	KOR	2	9	11	11	7	6
	ROSSI G / BRUNELLI Michela	ITA	3	11	9	6	11	11
Duration			50min	9min	8min	8min	9min	8min

Match 2			Match	Game 1	Game 2	Game 3	Game 4	Game 5
A	YOON Jiyu	KOR	3	11	11	11		
X	ROSSI Giada	ITA	0	6	9	1		
Duration			20min	5min	6min	4min		

Match 3			Match	Game 1	Game 2	Game 3	Game 4	Game 5
B	SEO Su-Yeon	KOR	3	7	6	11	11	11
Y	BRUNELLI Michela	ITA	2	11	11	9	8	6
Duration			41min	5min	6min	8min	8min	8min

Duration of Team Match	2h7min
------------------------	--------

Player Statistics	Republic of Korea (KOR)				Italy (ITA)			
	Match			Team Match	Match			Team Match
	1	2	3		1	2	3	
Points won	44	33	45	122	48	16	45	109
Biggest lead	5	10	5	10	5	1	5	5
Points won on own serve	20	16	21	57	22	7	21	50
Points lost on own serve	26	9	24	59	24	17	24	65
Most consecutive points won	5	10	4	10	5	4	4	5
Greatest deficit overcome	2	1	2	2	2	-	1	2

Match/Team Match Statistics	Match			Team Match
	1	2	3	
Longest rally (strokes)	23	9	28	28
Average rally	6	4	7	6

Note:

The "Greatest deficit overcome" only applies when the player/pair ends up winning the game.

Legend:

No. Number



Detailed Team Match Results

Resultados detalhados da partida por equipe

Republic of Korea (KOR) 2 - 1 Italy (ITA)

Match 1: YOON Jiyu (KOR) 2-3 ROSSI Giada (ITA)
LEE Mi-Gyu BRUNELLI Michela

Match Summary		Match	Game 1	Game 2	Game 3	Game 4	Game 5
YOON Jiyu / LEE MG	KOR	2	9	11	11	7	6
ROSSI Giada / BRUNELLI Michela	ITA	3	11	9	6	11	11
	Duration	50min	9min	8min	8min	9min	8min

Team Match No : 7 Table : 3 Umpires : MIRANDA Barjonas (BRA) BAUR Helton Luis (BRA)

Player Statistics	YOON J / LEE MG (KOR)						ROSSI G / BRUNELLI Michela (ITA)					
	Game					Match	Game					Match
	1	2	3	4	5		1	2	3	4	5	
Points won	9	11	11	7	6	44	11	9	6	11	11	48
Biggest lead	2	4	5	2	-	5	2	1	2	4	5	5
Points won on own serve	2	6	5	3	4	20	3	5	3	4	7	22
Points lost on own serve	8	4	3	7	4	26	7	5	6	4	2	24
Most consecutive points won	2	5	4	3	2	5	4	3	2	5	3	5
Greatest deficit overcome	-	1	2	-	-	2	2	-	-	2	-	2
Handedness/Grip	/ - Right/						Right/ - Right/					

Game/Match Statistics	Game					Match
	1	2	3	4	5	
Longest rally (strokes)	18	18	14	23	18	23
Average rally	6	6	7	6	7	6

Game Progress

1	YOON J / LEE MG (KOR)	0	*-1	2	*-4	4	*-6	6	*-6	7	*-9	9
	ROSSI G / BRUNELLI Michela (ITA)	*-0	1	*-2	2	*-4	4	*-6	8	*-9	9	11
2	YOON J / LEE MG (KOR)	*-0	1	*-2	3	*-4	5	*-7	9	*-9	10	11
	ROSSI G / BRUNELLI Michela (ITA)	0	*-1	2	*-3	4	*-5	5	*-5	7	*-8	9
3	YOON J / LEE MG (KOR)	0	*-1	1	*-3	4	*-5	7	*-8	10	11	
	ROSSI G / BRUNELLI Michela (ITA)	*-0	1	*-3	3	*-4	5	*-5	6	*-6	6	
4	YOON J / LEE MG (KOR)	*-0	1	*-2	3	*-5	5	*-6	7	*-7	7	
	ROSSI G / BRUNELLI Michela (ITA)	0	*-1	2	*-3	3	*-5	6	*-7	9	11	
5	YOON J / LEE MG (KOR)	0	*-1	2	*-2	4	*-4	5	*-6	6	6	
	ROSSI G / BRUNELLI Michela (ITA)	*-0	1	*-2	4	*-4	6	*-7	8	*-10	11	

Note:

The "Greatest deficit overcome" only applies when the pair ends up winning the game.

Legend:

*- First player of pair is server *- Second player of pair is server No. Number



Detailed Team Match Results

Resultados detalhados da partida por equipe

Republic of Korea (KOR) 2 - 1 Italy (ITA)

Match 2: **YOON Jiyu (KOR) 3-0 ROSSI Giada (ITA)**

Match Summary		Match	Game 1	Game 2	Game 3	Game 4	Game 5
YOON Jiyu	KOR	3	11	11	11		
ROSSI Giada	ITA	0	6	9	1		
Duration		20min	5min	6min	4min		

Team Match No : 7 Table : 3 Umpires : MIRANDA Barjonas (BRA) BAUR Helton Luis (BRA)

Player Statistics	YOON Jiyu (KOR)						ROSSI Giada (ITA)					
	Game					Match	Game					Match
	1	2	3	4	5		1	2	3	4	5	
Points won	11	11	11			33	6	9	1			16
Biggest lead	5	4	10			10	1	-	-			1
Points won on own serve	5	6	5			16	2	5	0			7
Points lost on own serve	4	4	1			9	6	5	6			17
Most consecutive points won	4	3	10			10	4	4	1			4
Greatest deficit overcome	1	-	-			1	-	-	-			-
Handedness/Grip	/						Right/					

Game/Match Statistics	Game					Match
	1	2	3	4	5	
Longest rally (strokes)	8	9	7			9
Average rally	4	4	4			4

Game Progress

1	YOON Jiyu (KOR)	*0	1	*3	4	*4	5	*7	8	*10	11	
	ROSSI Giada (ITA)	0	*1	1	*2	4	*5	5	*6	6	6	
2	YOON Jiyu (KOR)	0	*2	3	*4	6	*6	7	*9	9	*9	11
	ROSSI Giada (ITA)	*0	0	*1	2	*2	4	*5	5	*7	9	9
3	YOON Jiyu (KOR)	*0	1	*3	5	*7	9	11				
	ROSSI Giada (ITA)	0	*1	1	*1	1	*1	1				

Note:

The "Greatest deficit overcome" only applies when the player ends up winning the game.

Legend:

* Server

No. Number



Detailed Team Match Results

Resultados detalhados da partida por equipe

Republic of Korea (KOR) 2 - 1 Italy (ITA)

Match 3: SEO Su-Yeon (KOR) 3-2 BRUNELLI Michela (ITA)

Match Summary		Match	Game 1	Game 2	Game 3	Game 4	Game 5
SEO Su-Yeon	KOR	3	7	6	11	11	11
BRUNELLI Michela	ITA	2	11	11	9	8	6
Duration		41min	5min	6min	8min	8min	8min

Team Match No : 7 Table : 3 Umpires : MIRANDA Barjonas (BRA) BAUR Helton Luis (BRA)

Player Statistics	SEO Su-Yeon (KOR)						BRUNELLI Michela (ITA)					
	Game					Match	Game					Match
	1	2	3	4	5		1	2	3	4	5	
Points won	7	6	10	11	11	45	11	11	9	8	6	45
Biggest lead	1	-	3	3	5	5	5	5	1	2	2	5
Points won on own serve	6	3	3	4	5	21	7	6	3	3	2	21
Points lost on own serve	4	5	6	5	4	24	1	3	7	7	6	24
Most consecutive points won	2	3	3	3	4	4	3	4	2	3	2	4
Greatest deficit overcome	-	-	1	2	2	2	1	-	-	-	-	1
Handedness/Grip	Right/						Right/					

Game/Match Statistics	Game					Match
	1	2	3	4	5	
Longest rally (strokes)	18	11	26	28	27	28
Average rally	5	6	7	10	10	7

Game Progress

1	SEO Su-Yeon (KOR)	*0	1	*1	2	*2	4	*4	5	*6	7
	BRUNELLI Michela (ITA)	0	*1	3	*4	6	*6	8	*9	10	11
2	SEO Su-Yeon (KOR)	0	*1	2	*2	2	*4	5	*5	6	6
	BRUNELLI Michela (ITA)	*0	1	*2	4	*6	6	*7	9	*10	11
3	SEO Su-Yeon (KOR)	0	1	*2	3	*5	5	*6	7	*9	10
	BRUNELLI Michela (ITA)	0	*1	2	*3	3	*5	6	*7	7	*8
4	SEO Su-Yeon (KOR)	0	*1	1	*3	3	*5	6	*7	9	*10
	BRUNELLI Michela (ITA)	*0	1	*3	3	*5	5	*6	7	*7	8
5	SEO Su-Yeon (KOR)	*0	0	*1	3	*4	5	*7	8	*10	11
	BRUNELLI Michela (ITA)	0	*2	3	*3	4	*5	5	*6	6	6

Note:

The "Greatest deficit overcome" only applies when the player ends up winning the game.

Legend:

* Server No. Number



Detailed Team Match Results

Resultados detalhados da partida por equipe

People's Republic of China (CHN) 2 - 0 Croatia (CRO)

Team Match No : 8 Table : 1 Umpires : KLECKER Roman (CZE) LARROZA Andres (PAR)

Match 1		Match	Game 1	Game 2	Game 3	Game 4	Game 5
LI Qian / XUE Juan	CHN	3	11	11	11		
MUZINIC A / DRETAR KARIC H	CRO	0	6	2	4		
Duration		16min	5min	4min	5min		

Match 2		Match	Game 1	Game 2	Game 3	Game 4	Game 5
A LI Qian	CHN	3	11	11	11	11	
X MUZINIC Andela	CRO	1	3	5	13	5	
Duration		26min	4min	5min	8min	6min	

Duration of Team Match	47min
------------------------	-------

Player Statistics	People's Republic of China (CHN)				Croatia (CRO)			
	Match			Team Match	Match			Team Match
	1	2	3		1	2	3	
Points won	33	44		77	12	25		37
Biggest lead	9	8		9	1	2		2
Points won on own serve	15	19		34	5	9		14
Points lost on own serve	7	16		23	18	25		43
Most consecutive points won	6	5		6	2	3		3
Greatest deficit overcome	1	1		1	-	2		2

Match/Team Match Statistics	Match			Team Match
	1	2	3	
Longest rally (strokes)	22	13		22
Average rally	5	5		5

Note:
The "Greatest deficit overcome" only applies when the player/pair ends up winning the game.

Legend:
No. Number



Detailed Team Match Results

Resultados detalhados da partida por equipe

People's Republic of China (CHN) 2 - 0 Croatia (CRO)

Match 1: **LI Qian (CHN) 3-0 MUZINIC Andela (CRO)**
XUE Juan DRETAR KARIC Helena

Match Summary		Match	Game 1	Game 2	Game 3	Game 4	Game 5
LI Qian / XUE Juan	CHN	3	11	11	11		
MUZINIC Andela / DRETAR KARIC H	CRO	0	6	2	4		
	Duration	16min	5min	4min	5min		

Team Match No : 8 Table : 1 Umpires : KLECKER Roman (CZE) LARROZA Andres (PAR)

Player Statistics	LI Qian / XUE Juan (CHN)						MUZINIC A / DRETAR KARIC H (CRO)					
	Game					Match	Game					Match
	1	2	3	4	5		1	2	3	4	5	
Points won	11	11	11			33	6	2	4			12
Biggest lead	6	9	7			9	-	1	-			1
Points won on own serve	4	6	5			15	2	1	2			5
Points lost on own serve	4	1	2			7	7	5	6			18
Most consecutive points won	6	6	3			6	2	1	1			2
Greatest deficit overcome	-	1	-			1	-	-	-			-
Handedness/Grip	Left/ - Right/						Right/ - Right/					

Game/Match Statistics	Game					Match
	1	2	3	4	5	
Longest rally (strokes)	15	22	12			22
Average rally	5	6	5			5

Game Progress

1	LI Qian / XUE Juan (CHN)	0	*-2	4	*-6	7	*-7	8	*-10	10	11
	MUZINIC A / DRETAR KARIC H (CRO)	*-0	0	*-0	0	*-1	3	*-4	4	*-6	6
2	LI Qian / XUE Juan (CHN)	*-0	1	*-3	5	*-6	8	*-10	11		
	MUZINIC A / DRETAR KARIC H (CRO)	0	*-1	1	*-1	2	*-2	2	2		
3	LI Qian / XUE Juan (CHN)	0	*-2	3	*-5	6	*-7	9	*-10	11	
	MUZINIC A / DRETAR KARIC H (CRO)	*-0	0	*-1	1	*-2	3	*-3	4	4	

Note:

The "Greatest deficit overcome" only applies when the pair ends up winning the game.

Legend:

*- First player of pair is server *- Second player of pair is server No. Number



Detailed Team Match Results

Resultados detalhados da partida por equipe

People's Republic of China (CHN) 2 - 0 Croatia (CRO)

Match 2: **LI Qian (CHN) 3-1 MUZINIC Andela (CRO)**

Match Summary		Match	Game 1	Game 2	Game 3	Game 4	Game 5
LI Qian	CHN	3	11	11	11	11	
MUZINIC Andela	CRO	1	3	5	13	5	
Duration		26min	4min	5min	8min	6min	

Team Match No : 8 Table : 1 Umpires : KLECKER Roman (CZE) LARROZA Andres (PAR)

Player Statistics	LI Qian (CHN)						MUZINIC Andela (CRO)					
	Game					Match	Game					Match
	1	2	3	4	5		1	2	3	4	5	
Points won	11	11	11	11		44	3	5	12	5		25
Biggest lead	8	6	2	6		8	1	-	2	1		2
Points won on own serve	6	5	3	5		19	1	2	4	2		9
Points lost on own serve	2	3	8	3		16	5	6	8	6		25
Most consecutive points won	5	4	3	5		5	1	2	3	2		3
Greatest deficit overcome	1	-	-	1		1	-	-	2	-		2
Handedness/Grip	Left/						Right/					

Game/Match Statistics	Game					Match
	1	2	3	4	5	
Longest rally (strokes)	9	11	12	13		13
Average rally	5	5	5	5		5

Game Progress

1	LI Qian (CHN)	*0	1	*2	4	*6	7	*9	11							
	MUZINIC Andela (CRO)	0	*1	2	*2	2	*3	3	3							
2	LI Qian (CHN)	0	*2	3	*4	6	*7	8	*10	11						
	MUZINIC Andela (CRO)	*0	0	*1	2	*2	3	*4	4	5						
3	LI Qian (CHN)	0	1	*3	3	*4	4	*6	7	*8	8	*10	11	*11	11	11
	MUZINIC Andela (CRO)	0	*1	1	*3	4	*6	6	*7	8	*10	10	*10	11	*12	13
4	LI Qian (CHN)	0	*1	2	*3	4	*6	7	*9	11						
	MUZINIC Andela (CRO)	*0	1	*2	3	*4	4	*5	5	5						

Note:

The "Greatest deficit overcome" only applies when the player ends up winning the game.

Legend:

* Server **No.** Number



Player Statistics
Estatísticas dos atletas

As of FRI 16 SEP 2016

Players	NPC	Matches				Games				Match Duration			
		Played	Won	Lost	%Won	Played	Won	Lost	%Won	All	Average		
BOOTWANSIRINA C Right Cl2	THA	1	0	1	0%	3	0	3	0%	15min	15min		
		Points Won				Points Lost							
		Total	Own Serve: 3			Most Consecutive: 1			Total	Own Serve: 17			Most Consecutive: 9
		7	Opp. Serve: 4			GDO: 0			33	Opp. Serve: 16			GLL: 1
BRUNELLI Michela Right Cl3	ITA	Matches				Games				Match Duration			
		Played	Won	Lost	%Won	Played	Won	Lost	%Won	All	Average		
		2	1	1	50%	9	5	4	56%	1h12min	36min		
		Points Won				Points Lost							
Total	Own Serve: 44			Most Consecutive: 6			Total	Own Serve: 42			Most Consecutive: 5		
91	Opp. Serve: 47			GDO: 3			80	Opp. Serve: 38			GLL: 5		
CAMPBELL Lara Jane Right Cl3	GBR	Matches				Games				Match Duration			
		Played	Won	Lost	%Won	Played	Won	Lost	%Won	All	Average		
		1	0	1	0%	4	1	3	25%	31min	31min		
		Points Won				Points Lost							
Total	Own Serve: 15			Most Consecutive: 6			Total	Own Serve: 19			Most Consecutive: 8		
31	Opp. Serve: 16			GDO: 0			38	Opp. Serve: 19			GLL: 4		
HEAD Sara Right Cl3	GBR	Matches				Games				Match Duration			
		Played	Won	Lost	%Won	Played	Won	Lost	%Won	All	Average		
		1	0	1	0%	4	1	3	25%	31min	31min		
		Points Won				Points Lost							
Total	Own Serve: 17			Most Consecutive: 5			Total	Own Serve: 23			Most Consecutive: 6		
35	Opp. Serve: 18			GDO: 5			46	Opp. Serve: 23			GLL: 3		
LEE Mi-Gyu Right Cl3	KOR	Matches				Games				Match Duration			
		Played	Won	Lost	%Won	Played	Won	Lost	%Won	All	Average		
		1	0	1	0%	5	2	3	40%	42min	42min		
		Points Won				Points Lost							
Total	Own Serve: 21			Most Consecutive: 6			Total	Own Serve: 22			Most Consecutive: 8		
41	Opp. Serve: 20			GDO: 0			44	Opp. Serve: 22			GLL: 6		
LI Qian Left Cl3	CHN	Matches				Games				Match Duration			
		Played	Won	Lost	%Won	Played	Won	Lost	%Won	All	Average		
		2	2	0	100%	7	6	1	86%	41min	21min		
		Points Won				Points Lost							
Total	Own Serve: 35			Most Consecutive: 5			Total	Own Serve: 25			Most Consecutive: 3		
78	Opp. Serve: 43			GDO: 3			40	Opp. Serve: 15			GLL: 2		
MUZINIC Andela Right Cl3	CRO	Matches				Games				Match Duration			
		Played	Won	Lost	%Won	Played	Won	Lost	%Won	All	Average		
		3	2	1	67%	12	7	5	58%	1h23min	28min		
		Points Won				Points Lost							
Total	Own Serve: 47			Most Consecutive: 9			Total	Own Serve: 49			Most Consecutive: 6		
102	Opp. Serve: 55			GDO: 6			92	Opp. Serve: 43			GLL: 1		



Player Statistics
Estatísticas dos atletas

As of FRI 16 SEP 2016

Players	NPC	Matches				Games				Match Duration			
		Played	Won	Lost	%Won	Played	Won	Lost	%Won	All	Average		
PODDA Clara Right Cl2	ITA	1	0	1	0%	3	0	3	0%	15min	15min		
		Points Won				Points Lost							
		Total	Own Serve: 6			Most Consecutive: 3			Total	Own Serve: 18			Most Consecutive: 5
		15	Opp. Serve: 9			GDO: 0			34	Opp. Serve: 16			GLL: 3
ROSSI Giada Right Cl2	ITA	Matches				Games				Match Duration			
		Played	Won	Lost	%Won	Played	Won	Lost	%Won	All	Average		
		2	1	1	50%	7	3	4	43%	51min	26min		
		Points Won				Points Lost							
Total	Own Serve: 26			Most Consecutive: 8			Total	Own Serve: 33			Most Consecutive: 10		
54	Opp. Serve: 28			GDO: 4			64	Opp. Serve: 31			GLL: 1		
SEO Su-Yeon Right Cl2	KOR	Matches				Games				Match Duration			
		Played	Won	Lost	%Won	Played	Won	Lost	%Won	All	Average		
		1	1	0	100%	5	3	2	60%	41min	41min		
		Points Won				Points Lost							
Total	Own Serve: 21			Most Consecutive: 4			Total	Own Serve: 24			Most Consecutive: 4		
45	Opp. Serve: 24			GDO: 2			45	Opp. Serve: 21			GLL: 1		
YOON Jiyu Cl3	KOR	Matches				Games				Match Duration			
		Played	Won	Lost	%Won	Played	Won	Lost	%Won	All	Average		
		1	1	0	100%	3	3	0	100%	20min	20min		
		Points Won				Points Lost							
Total	Own Serve: 16			Most Consecutive: 10			Total	Own Serve: 9			Most Consecutive: 4		
33	Opp. Serve: 17			GDO: 1			16	Opp. Serve: 7			GLL: 0		

Note:
The "Greatest deficit overcome" only applies when the player ends up winning the game and "Greatest lead lost" only when losing.

Legend:
GDO Greatest deficit overcome GLL Greatest lead lost Opp. Opponent's



Tournament Statistics

Estatísticas do torneio

As of FRI 16 SEP 2016

Statistics	Quarterfinals	Semifinals	Finals	Total
Team Matches				
Total	2	2	2	6
Game Margin: 2:0	1 50%	2 100%	1 50%	4 67%
2:1	1 50%		1 50%	2 33%
Invalid Results Mark				
Duration: Total	2h46min	2h7min	2h54min	7h47min
Longest	1h51min	1h26min	2h7min	2h7min
Shortest	55min	41min	47min	41min
Average	1h23min	1h4min	1h27min	1h18min
Matches				
Total	5	4	5	14
Game Margin: 3:0	2 40%	2 50%	2 40%	6 43%
3:1	3 60%		1 20%	4 29%
3:2		2 50%	2 40%	4 29%
Invalid Results Mark				
Duration: Total	2h19min	1h56min	2h33min	6h48min
Longest	35min	42min	50min	50min
Shortest	15min	15min	16min	15min
Average	28min	29min	31min	29min
Games				
Total	18	16	20	54
Point Margin: 11				
10	1 6%	1 6%	1 5%	3 6%
9	1 6%	1 6%	1 5%	3 6%
8		1 6%	1 5%	2 4%
7	2 11%	4 25%	1 5%	7 13%
6	5 28%		2 10%	7 13%
5	2 11%	2 13%	6 30%	10 19%
4		2 13%	2 10%	4 7%
3	3 17%	3 19%	1 5%	7 13%
2	4 22%	2 13%	5 25%	11 20%
Invalid Results Mark				
Duration: Total	1h54min	1h35min	2h9min	5h38min
Longest	10min	10min	9min	10min
Shortest	4min	3min	4min	3min
Average	6min	6min	6min	6min
Points				
Total	320	268	347	935
Per game	17.78	16.75	17.35	17.31
Most consecutive won	9	8	10	10
Greatest deficit overcome	5	6	2	6
Longest rally	201	29	28	201
Average rally	6	5	6	6

Note:

The "Greatest deficit overcome" only applies when the player/pair ends up winning the game.



Entry List by Event

As of MON 12 SEP 2016

NPC	Name	Date of Birth
BRA - Brazil	da SILVA OLIVEIRA Catia Cristina FRAGA SEVERO Thais OLIVEIRA Joyce	12 JUN 1991 31 MAY 1993 24 JUN 1990
CHN - People's Republic of China	GU Gai ZHANG Bian ZHOU Ying	16 MAY 1989 29 AUG 1986 23 DEC 1988
ISR - Israel	BRILL Chagit Yona TABIB Caroline Odaia	10 DEC 1974 25 AUG 1996
JOR - Jordan	ABUAWAD Khetam BARGOUTHI Maha	8 OCT 1974 23 FEB 1962
KOR - Republic of Korea	JUNG Young-A KANG Oejeong KIM Ok	20 JUL 1979 2 SEP 1966 24 FEB 1977
MEX - Mexico	PAREDES ALBOR Maria SIGALA LOPEZ Maria Edith	5 SEP 1974 16 JUN 1976
SRB - Serbia	MATIC Nada PERIC-RANKOVIC Borislava	10 JUN 1984 16 JUN 1972
SWE - Sweden	AHLQUIST Anna-Carin LUNDBAECK Ingela	5 JUN 1972 11 MAY 1975
TPE - Chinese Taipei	LU Pi-Chun WEI Mei-Hui	4 FEB 1963 18 AUG 1963
TUR - Turkey	ALTINTAS Nergis DUMAN Hatice	16 AUG 1990 12 AUG 1994



Detailed Team Match Results

Resultados detalhados da partida por equipe

Israel (ISR) 0 - 2 Turkey (TUR)

Team Match No : 1 Table : 1 Umpires : HIGASHIJIMA Masae (JPN) KIM Kyunghee (KOR)

Match 1		Match	Game 1	Game 2	Game 3	Game 4	Game 5
	TABIB C / BRILL CY	ISR	0	3	4	5	
	DUMAN H / ALTINTAS N	TUR	3	11	11	11	
		Duration	19min	4min	5min	7min	

Match 2		Match	Game 1	Game 2	Game 3	Game 4	Game 5
A	TABIB Caroline Odaia	ISR	1	7	11	5	9
X	DUMAN Hatice	TUR	3	11	7	11	11
		Duration	24min	4min	5min	5min	6min

Duration of Team Match	48min
------------------------	--------------

Player Statistics	Israel (ISR)			Team Match	Turkey (TUR)			Team Match
	Match				Match			
	1	2	3		1	2	3	
Points won	12	32		44	32	39		71
Biggest lead	2	6		6	8	6		8
Points won on own serve	7	17		24	17	20		37
Points lost on own serve	15	19		34	5	15		20
Most consecutive points won	3	4		4	8	6		8
Greatest deficit overcome	-	-		-	2	3		3

Match/Team Match Statistics	Match			Team Match
	1	2	3	
Longest rally (strokes)	15	21		21
Average rally	4	5		5

Note:

The "Greatest deficit overcome" only applies when the player/pair ends up winning the game.

Legend:

No. Number



Detailed Team Match Results

Resultados detalhados da partida por equipe

Israel (ISR) 0 - 2 Turkey (TUR)

Match 1: TABIB Caroline Odaia (ISR) 0-3 DUMAN Hatice (TUR)
BRILL Chagit Yona ALTINTAS Nergis

Match Summary		Match	Game 1	Game 2	Game 3	Game 4	Game 5
TABIB Caroline Odaia / BRILL CY	ISR	0	3	4	5		
DUMAN Hatice / ALTINTAS N	TUR	3	11	11	11		
Duration		19min	4min	5min	7min		

Team Match No : 1 Table : 1 Umpires : HIGASHIJIMA Masae (JPN) KIM Kyunghee (KOR)

Player Statistics	TABIB C / BRILL CY (ISR)						DUMAN H / ALTINTAS N (TUR)					
	Game					Match	Game					Match
	1	2	3	4	5		1	2	3	4	5	
Points won	3	4	5			12	11	11	10			32
Biggest lead	-	-	2			2	8	7	6			8
Points won on own serve	1	3	3			7	4	7	6			17
Points lost on own serve	7	4	4			15	2	1	2			5
Most consecutive points won	1	1	3			3	7	4	8			8
Greatest deficit overcome	-	-	-			-	-	-	2			2
Handedness/Grip	Right/ - Right/						Right/ - Right/					

Game/Match Statistics	Game					Match
	1	2	3	4	5	
Longest rally (strokes)	8	8	15			15
Average rally	3	4	6			4

Game Progress

1	TABIB C / BRILL CY (ISR)	*-0	0	*-1	1	*-1	1	*-2	3
	DUMAN H / ALTINTAS N (TUR)	0	*-2	3	*-5	7	*-9	10	11
2	TABIB C / BRILL CY (ISR)	0	*-1	2	*-2	3	*-3	4	*-4
	DUMAN H / ALTINTAS N (TUR)	*-0	1	*-2	4	*-5	7	*-8	10
3	TABIB C / BRILL CY (ISR)	0	1	*-2	4	*-5	5	*-5	5
	DUMAN H / ALTINTAS N (TUR)	0	*-1	2	*-2	3	*-5	7	*-9

Note:

The "Greatest deficit overcome" only applies when the pair ends up winning the game.

Legend:

*- First player of pair is server *- Second player of pair is server No. Number



Detailed Team Match Results

Resultados detalhados da partida por equipe

Israel (ISR) **0 - 2** Turkey (TUR)

Match 2: TABIB Caroline Odaia (ISR) **1-3** DUMAN Hatice (TUR)

Match Summary		Match	Game 1	Game 2	Game 3	Game 4	Game 5
TABIB Caroline Odaia	ISR	1	7	11	5	9	
DUMAN Hatice	TUR	3	11	7	11	11	
Duration		24min	4min	5min	5min	6min	

Team Match No : 1 Table : 1 Umpires : HIGASHIJIMA Masae (JPN) KIM Kyunghee (KOR)

Player Statistics	TABIB Caroline Odaia (ISR)						DUMAN Hatice (TUR)					
	Game					Match	Game					Match
	1	2	3	4	5		1	2	3	4	5	
Points won	7	11	5	9		32	11	7	10	11		39
Biggest lead	3	6	-	2		6	4	-	6	2		6
Points won on own serve	3	6	2	6		17	6	3	4	7		20
Points lost on own serve	5	4	6	4		19	4	5	3	3		15
Most consecutive points won	4	4	2	3		4	6	3	4	4		6
Greatest deficit overcome	-	-	-	-		-	3	-	-	2		3
Handedness/Grip	Right/						Right/					

Game/Match Statistics	Game					Match
	1	2	3	4	5	
Longest rally (strokes)	11	18	21	12		21
Average rally	4	6	5	4		5

Game Progress

1	TABIB Caroline Odaia (ISR)	0	*1	2	*4	5	*6	7	*7	7	7	
	DUMAN Hatice (TUR)	*0	1	*2	2	*3	4	*5	7	*9	11	
2	TABIB Caroline Odaia (ISR)	*0	2	*3	5	*7	7	*8	8	*9	11	
	DUMAN Hatice (TUR)	0	*0	1	*1	1	*3	4	*6	7	7	
3	TABIB Caroline Odaia (ISR)	0	*0	1	*3	4	*4	4	*5	5		
	DUMAN Hatice (TUR)	0	2	*3	3	*4	6	*8	9	11		
4	TABIB Caroline Odaia (ISR)	*0	1	*2	4	*5	5	*5	7	*8	9	9
	DUMAN Hatice (TUR)	0	*1	2	*2	3	*5	7	*7	8	*9	11

Note:

The "Greatest deficit overcome" only applies when the player ends up winning the game.

Legend:

* Server **No.** Number



Detailed Team Match Results

Resultados detalhados da partida por equipe

Mexico (MEX) 2 - 1 Jordan (JOR)

Team Match No : 6 Table : 5 Umpires : MEIER Michael (USA) BAUR Helton Luis (BRA)

Match 1			Match	Game 1	Game 2	Game 3	Game 4	Game 5
	PAREDES ALBOR M / SIGALA LOPEZ ME	MEX	3	11	11	6	11	11
	ABUAWAD K / BARGOUTHY M	JOR	2	9	6	11	13	4
Duration			43min	7min	6min	7min	10min	7min

Match 2			Match	Game 1	Game 2	Game 3	Game 4	Game 5
A	PAREDES ALBOR Maria	MEX	1	1	7	11	4	
X	ABUAWAD Khetam	JOR	3	11	11	7	11	
Duration			28min	4min	7min	7min	7min	

Match 3			Match	Game 1	Game 2	Game 3	Game 4	Game 5
B	SIGALA LOPEZ Maria Edith	MEX	3	11	11	11		
Y	BARGOUTHY Maha	JOR	0	7	6	3		
Duration			15min	5min	5min	3min		

Duration of Team Match	1h36min
------------------------	----------------

Player Statistics	Mexico (MEX)				Jordan (JOR)			
	Match			Team Match	Match			Team Match
	1	2	3		1	2	3	
Points won	50	23	33	106	43	40	16	99
Biggest lead	7	5	8	8	5	10	1	10
Points won on own serve	26	14	19	59	22	22	9	53
Points lost on own serve	21	18	7	46	24	9	14	47
Most consecutive points won	6	3	7	7	6	11	3	11
Greatest deficit overcome	-	1	1	1	1	1	-	1

Match/Team Match Statistics	Match			Team Match
	1	2	3	
Longest rally (strokes)	16	19	9	19
Average rally	5	6	4	5

Note:
 The "Greatest deficit overcome" only applies when the player/pair ends up winning the game.

Legend:
 No. Number



Detailed Team Match Results

Resultados detalhados da partida por equipe

Mexico (MEX) 2 - 1 Jordan (JOR)

Match 1: PAREDES ALBOR Maria (MEX) 3-2 ABUAWAD Khetam (JOR)
SIGALA LOPEZ Maria Edith BARGOUTHY Maha

Match Summary		Match	Game 1	Game 2	Game 3	Game 4	Game 5
PAREDES ALBOR M / SIGALA LOPEZ ME	MEX	3	11	11	6	11	11
ABUAWAD Khetam / BARGOUTHY M	JOR	2	9	6	11	13	4
	Duration	43min	7min	6min	7min	10min	7min

Team Match No : 6 Table : 5 Umpires : MEIER Michael (USA) BAUR Helton Luis (BRA)

Player Statistics	PAREDES ALBOR M / SIGALA LOPEZ ME (MEX)						ABUAWAD K / BARGOUTHY M (JOR)					
	Game					Match	Game					Match
	1	2	3	4	5		1	2	3	4	5	
Points won	11	11	6	11	11	50	9	6	11	13	4	43
Biggest lead	6	5	1	1	7	7	-	-	5	4	-	5
Points won on own serve	8	5	3	4	6	26	7	3	5	5	2	22
Points lost on own serve	2	3	6	8	2	21	3	6	3	7	5	24
Most consecutive points won	6	3	3	5	3	6	4	1	6	4	1	6
Greatest deficit overcome	-	-	-	-	-	-	-	-	1	1	-	1
Handedness/Grip	Right/ - Right/						Right/ - Left/					

Game/Match Statistics	Game					Match
	1	2	3	4	5	
Longest rally (strokes)	12	7	13	16	14	16
Average rally	5	4	5	5	6	5

Game Progress

1	PAREDES ALBOR M / SIGALA LOPEZ ME (MEX)	*-0	2	*-4	6	*-6	7	*-7	8	*-8	10	11				
	ABUAWAD K / BARGOUTHY M (JOR)	0	*-0	0	*-0	2	*-3	5	*-6	8	*-8	9				
2	PAREDES ALBOR M / SIGALA LOPEZ ME (MEX)	0	*-2	3	*-4	5	*-6	8	*-9	10	11					
	ABUAWAD K / BARGOUTHY M (JOR)	*-0	0	*-1	2	*-3	4	*-4	5	*-6	6					
3	PAREDES ALBOR M / SIGALA LOPEZ ME (MEX)	*-0	1	*-1	2	*-4	5	*-6	6	*-6	6					
	ABUAWAD K / BARGOUTHY M (JOR)	0	*-1	3	*-4	4	*-5	6	*-8	10	11					
4	PAREDES ALBOR M / SIGALA LOPEZ ME (MEX)	0	*-1	1	*-2	3	*-5	5	*-5	6	*-8	10	*-11	11	*-11	11
	ABUAWAD K / BARGOUTHY M (JOR)	*-0	1	*-3	4	*-5	5	*-7	9	*-10	10	*-10	10	*-11	12	13
5	PAREDES ALBOR M / SIGALA LOPEZ ME (MEX)	*-0	2	*-3	5	*-6	7	*-9	10	11						
	ABUAWAD K / BARGOUTHY M (JOR)	0	*-0	1	*-1	2	*-3	3	*-4	4						

Note:

The "Greatest deficit overcome" only applies when the pair ends up winning the game.

Legend:

- First player of pair is server - Second player of pair is server No. Number



Detailed Team Match Results

Resultados detalhados da partida por equipe

Mexico (MEX) 2 - 1 Jordan (JOR)

Match 2: PAREDES ALBOR Maria (MEX) 1-3 ABUAWAD Khetam (JOR)

Match Summary		Match	Game 1	Game 2	Game 3	Game 4	Game 5
PAREDES ALBOR Maria	MEX	1	1	7	11	4	
ABUAWAD Khetam	JOR	3	11	11	7	11	
Duration		28min	4min	7min	7min	7min	

Team Match No : 6 Table : 5 Umpires : MEIER Michael (USA) BAUR Helton Luis (BRA)

Player Statistics	PAREDES ALBOR Maria (MEX)						ABUAWAD Khetam (JOR)					
	Game					Match	Game					Match
	1	2	3	4	5		1	2	3	4	5	
Points won	1	7	11	4		23	11	11	7	11		40
Biggest lead	1	-	5	-		5	10	4	1	7		10
Points won on own serve	0	5	5	4		14	5	6	4	7		22
Points lost on own serve	6	5	3	4		18	1	2	6	0		9
Most consecutive points won	1	2	3	2		3	11	4	2	5		11
Greatest deficit overcome	-	-	1	-		1	1	-	-	-		1
Handedness/Grip	Right/						Right/					

Game/Match Statistics	Game					Match
	1	2	3	4	5	
Longest rally (strokes)	19	18	11	15		19
Average rally	6	6	5	6		6

Game Progress

1	PAREDES ALBOR Maria (MEX)	0	*1	1	*1	1	*1	1	
	ABUAWAD Khetam (JOR)	*0	1	*3	5	*7	9	11	
2	PAREDES ALBOR Maria (MEX)	*0	1	*1	3	*4	4	*5	7
	ABUAWAD Khetam (JOR)	0	*1	3	*3	4	*6	7	*7
3	PAREDES ALBOR Maria (MEX)	0	*1	3	*4	5	*6	7	*9
	ABUAWAD Khetam (JOR)	*0	1	*1	2	*3	4	*5	5
4	PAREDES ALBOR Maria (MEX)	*0	1	*1	3	*3	4	*4	4
	ABUAWAD Khetam (JOR)	0	*1	3	*3	5	*6	8	*10

Note:
The "Greatest deficit overcome" only applies when the player ends up winning the game.

Legend:
* Server
No. Number



Detailed Team Match Results

Resultados detalhados da partida por equipe

Mexico (MEX) 2 - 1 Jordan (JOR)

Match 3: SIGALA LOPEZ Maria Edith (MEX) 3-0 BARGOUTHY Maha (JOR)

Match Summary		Match	Game 1	Game 2	Game 3	Game 4	Game 5
SIGALA LOPEZ Maria Edith	MEX	3	11	11	11		
BARGOUTHY Maha	JOR	0	7	6	3		
	Duration	15min	5min	5min	3min		

Team Match No : 6 Table : 5 Umpires : MEIER Michael (USA) BAUR Helton Luis (BRA)

Player Statistics	SIGALA LOPEZ Maria Edith (MEX)						BARGOUTHY Maha (JOR)					
	Game					Match	Game					Match
	1	2	3	4	5		1	2	3	4	5	
Points won	11	11	11			33	7	6	3			16
Biggest lead	4	5	8			8	1	-	1			1
Points won on own serve	8	5	6			19	5	3	1			9
Points lost on own serve	2	3	2			7	3	6	5			14
Most consecutive points won	5	2	7			7	3	2	2			3
Greatest deficit overcome	1	-	1			1	-	-	-			-
Handedness/Grip	Right/						Left/					

Game/Match Statistics	Game					Match
	1	2	3	4	5	
Longest rally (strokes)	8	6	9			9
Average rally	4	4	4			4

Game Progress

1	SIGALA LOPEZ Maria Edith (MEX)	*0	2	*2	3	*5	7	*7	8	*9	11
	BARGOUTHY Maha (JOR)	0	*0	2	*3	3	*3	5	*6	7	7
2	SIGALA LOPEZ Maria Edith (MEX)	0	*1	3	*4	5	*7	8	*9	10	11
	BARGOUTHY Maha (JOR)	*0	1	*1	2	*3	3	*4	5	*6	6
3	SIGALA LOPEZ Maria Edith (MEX)	*0	1	*3	4	*5	7	*9	11		
	BARGOUTHY Maha (JOR)	0	*1	1	*2	3	*3	3	3		3

Note:

The "Greatest deficit overcome" only applies when the player ends up winning the game.

Legend:

* Server

No. Number



Detailed Team Match Results

Resultados detalhados da partida por equipe

Turkey (TUR) 0 - 2 People's Republic of China (CHN)

Team Match No : 9 Table : 5 Umpires : BOGREN Ingrid (SWE) BARROS Mario Paz (BRA)

Match 1		Match	Game 1	Game 2	Game 3	Game 4	Game 5
	ALTINTAS N / DUMAN H	TUR	1	4	11	7	5
	GU G / ZHOU Y	CHN	3	11	7	11	11
Duration		33min	5min	7min	8min	7min	

Match 2		Match	Game 1	Game 2	Game 3	Game 4	Game 5
A	ALTINTAS Nergis	TUR	0	6	8	9	
X	ZHANG Bian	CHN	3	11	11	11	
Duration		20min	5min	6min	7min		

Duration of Team Match	57min
------------------------	--------------

Player Statistics	Turkey (TUR)			Team Match	People's Republic of China (CHN)			Team Match
	Match				Match			
	1	2	3		1	2	3	
Points won	27	23		50	38	32		70
Biggest lead	4	2		4	8	5		8
Points won on own serve	12	14		26	18	19		37
Points lost on own serve	20	13		33	15	9		24
Most consecutive points won	8	5		8	6	4		6
Greatest deficit overcome	4	-		4	-	2		2

Match/Team Match Statistics	Match			Team Match
	1	2	3	
Longest rally (strokes)	29	14		29
Average rally	9	5		7

Note:

The "Greatest deficit overcome" only applies when the player/pair ends up winning the game.

Legend:

No. Number



Detailed Team Match Results

Resultados detalhados da partida por equipe

Turkey (TUR) **0 - 2** People's Republic of China (CHN)

Match 1: ALTINTAS Nergis (TUR) **1-3** GU Gai (CHN)
DUMAN Hatice ZHOU Ying

Match Summary		Match	Game 1	Game 2	Game 3	Game 4	Game 5
ALTINTAS Nergis / DUMAN H	TUR	1	4	11	7	5	
GU Gai / ZHOU Y	CHN	3	11	7	11	11	
	Duration	33min	5min	7min	8min	7min	

Team Match No : 9 Table : 5 Umpires : BOGREN Ingrid (SWE) BARROS Mario Paz (BRA)

Player Statistics	ALTINTAS N / DUMAN H (TUR)						GU G / ZHOU Y (CHN)					
	Game					Match	Game					Match
	1	2	3	4	5		1	2	3	4	5	
Points won	4	11	7	5		27	10	7	11	10		38
Biggest lead	-	4	-	-		4	7	4	5	8		8
Points won on own serve	3	5	2	2		12	6	2	5	5		18
Points lost on own serve	4	5	6	5		20	1	6	5	3		15
Most consecutive points won	1	8	3	3		8	4	6	5	5		6
Greatest deficit overcome	-	4	-	-		4	-	-	-	-		-
Handedness/Grip	Right/ - Right/						Right/ - Right/					

Game/Match Statistics	Game					Match
	1	2	3	4	5	
Longest rally (strokes)	21	29	25	18		29
Average rally	6	9	11	9		9

Game Progress

1	ALTINTAS N / DUMAN H (TUR)	0	*-0	1	*-1	2	*-2	3	*-4	4	
	GU G / ZHOU Y (CHN)	0	2	*-3	5	*-6	8	*-9	10	11	
2	ALTINTAS N / DUMAN H (TUR)	*-0	1	*-3	3	*-3	3	*-5	7	*-9	11
	GU G / ZHOU Y (CHN)	0	*-1	1	*-3	5	*-7	7	*-7	7	7
3	ALTINTAS N / DUMAN H (TUR)	0	*-1	1	*-1	2	*-3	4	*-6	6	7
	GU G / ZHOU Y (CHN)	*-0	1	*-3	5	*-6	7	*-8	8	*-10	11
4	ALTINTAS N / DUMAN H (TUR)	0	0	*-0	1	*-1	1	*-3	4	5	
	GU G / ZHOU Y (CHN)	0	*-2	4	*-5	7	*-9	9	*-10	11	

Note:

The "Greatest deficit overcome" only applies when the pair ends up winning the game.

Legend:

*- First player of pair is server *- Second player of pair is server No. Number



Detailed Team Match Results

Resultados detalhados da partida por equipe

Turkey (TUR) **0 - 2** People's Republic of China (CHN)

Match 2: ALTINTAS Nergis (TUR) **0-3** ZHANG Bian (CHN)

Match Summary		Match	Game 1	Game 2	Game 3	Game 4	Game 5
ALTINTAS Nergis	TUR	0	6	8	9		
ZHANG Bian	CHN	3	11	11	11		
	Duration	20min	5min	6min	7min		

Team Match No : 9 Table : 5 Umpires : BOGREN Ingrid (SWE) BARROS Mario Paz (BRA)

Player Statistics	ALTINTAS Nergis (TUR)						ZHANG Bian (CHN)					
	Game					Match	Game					Match
	1	2	3	4	5		1	2	3	4	5	
Points won	6	8	9			23	10	11	11			32
Biggest lead	-	1	2			2	5	4	4			5
Points won on own serve	3	5	6			14	5	7	7			19
Points lost on own serve	5	4	4			13	3	3	3			9
Most consecutive points won	2	5	3			5	4	4	4			4
Greatest deficit overcome	-	-	-			-	-	1	2			2
Handedness/Grip	Right/						Right/					

Game/Match Statistics	Game					Match
	1	2	3	4	5	
Longest rally (strokes)	14	14	14			14
Average rally	6	5	5			5

Game Progress

1	ALTINTAS Nergis (TUR)	0	0	*0	1	*3	4	*5	6	*6	6	
	ZHANG Bian (CHN)	0	*2	4	*5	5	*6	7	*8	10	11	
2	ALTINTAS Nergis (TUR)	0	*1	2	*2	3	*3	5	*7	8	*8	8
	ZHANG Bian (CHN)	*0	1	*2	4	*5	7	*7	7	*8	10	11
3	ALTINTAS Nergis (TUR)	*0	1	*2	4	*5	5	*5	6	*6	8	9
	ZHANG Bian (CHN)	0	*1	2	*2	3	*5	7	*8	10	*10	11

Note:
The "Greatest deficit overcome" only applies when the player ends up winning the game.

Legend:
* Server
No. Number



Detailed Team Match Results

Resultados detalhados da partida por equipe

Brazil (BRA) **0 - 2** Republic of Korea (KOR)

Team Match No : 10 Table : 7 Umpires : KOH Christabel (SIN) SEMENOVA Elena (RUS)

Match 1		Match	Game 1	Game 2	Game 3	Game 4	Game 5
	OLIVEIRA J / FRAGA SEVERO T	BRA	0	5	9	9	
	JUNG YA / KANG O	KOR	3	11	11	11	
Duration		25min	5min	8min	7min		

Match 2		Match	Game 1	Game 2	Game 3	Game 4	Game 5
A	OLIVEIRA Joyce	BRA	0	5	9	10	
X	JUNG Young-A	KOR	3	11	11	12	
Duration		20min	5min	5min	6min		

Duration of Team Match	51min
------------------------	-------

Player Statistics	Brazil (BRA)			Team Match	Republic of Korea (KOR)			Team Match
	Match				Match			
	1	2	3		1	2	3	
Points won	23	23		46	33	34		67
Biggest lead	2	2		2	6	6		6
Points won on own serve	11	15		26	16	20		36
Points lost on own serve	17	14		31	12	8		20
Most consecutive points won	5	3		5	7	5		7
Greatest deficit overcome	-	-		-	2	2		2

Match/Team Match Statistics	Match			Team Match
	1	2	3	
Longest rally (strokes)	69	20		69
Average rally	12	6		9

Note:
The "Greatest deficit overcome" only applies when the player/pair ends up winning the game.

Legend:
No. Number



Detailed Team Match Results

Resultados detalhados da partida por equipe

Brazil (BRA) **0 - 2** Republic of Korea (KOR)

Match 1: OLIVEIRA Joyce (BRA) **0-3** JUNG Young-A (KOR)
 FRAGA SEVERO Thais KANG Oejeong

Match Summary		Match	Game 1	Game 2	Game 3	Game 4	Game 5
OLIVEIRA Joyce / FRAGA SEVERO T	BRA	0	5	9	9		
JUNG Young-A / KANG O	KOR	3	11	11	11		
Duration		25min	5min	8min	7min		

Team Match No : 10 Table : 7 Umpires : KOH Christabel (SIN) SEMENOVA Elena (RUS)

Player Statistics	OLIVEIRA J / FRAGA SEVERO T (BRA)						JUNG YA / KANG O (KOR)					
	Game					Match	Game					Match
	1	2	3	4	5		1	2	3	4	5	
Points won	5	9	9			23	11	11	11			33
Biggest lead	2	-	2			2	6	5	3			6
Points won on own serve	2	4	5			11	5	5	6			16
Points lost on own serve	6	6	5			17	3	5	4			12
Most consecutive points won	4	5	4			5	7	5	5			7
Greatest deficit overcome	-	-	-			-	2	-	2			2
Handedness/Grip	Right/ - Right/						/ - /					

Game/Match Statistics	Game					Match
	1	2	3	4	5	
Longest rally (strokes)	27	69	34			69
Average rally	7	18	10			12

Game Progress

1	OLIVEIRA J / FRAGA SEVERO T (BRA)	0	*0	2	*4	4	*4	4	*5	5		
	JUNG YA / KANG O (KOR)	*0	2	*2	2	*4	6	*8	9	11		
2	OLIVEIRA J / FRAGA SEVERO T (BRA)	*0	0	*0	1	*3	5	*6	6	*7	8	9
	JUNG YA / KANG O (KOR)	0	*2	4	*5	5	*5	6	*8	9	*10	11
3	OLIVEIRA J / FRAGA SEVERO T (BRA)	0	*0	2	*4	4	*4	5	*7	8	*8	9
	JUNG YA / KANG O (KOR)	*0	2	*2	2	*4	6	*7	7	*8	10	11

Note:

The "Greatest deficit overcome" only applies when the pair ends up winning the game.

Legend:

*- First player of pair is server *- Second player of pair is server No. Number



Detailed Team Match Results

Resultados detalhados da partida por equipe

Brazil (BRA) 0 - 2 Republic of Korea (KOR)

Match 2: OLIVEIRA Joyce (BRA) **0-3** JUNG Young-A (KOR)

Match Summary		Match	Game 1	Game 2	Game 3	Game 4	Game 5
OLIVEIRA Joyce	BRA	0	5	9	10		
JUNG Young-A	KOR	3	11	11	12		
Duration		20min	5min	5min	6min		

Team Match No : 10 Table : 7 Umpires : KOH Christabel (SIN) SEMENOVA Elena (RUS)

Player Statistics	OLIVEIRA Joyce (BRA)						JUNG Young-A (KOR)					
	Game					Match	Game					Match
	1	2	3	4	5		1	2	3	4	5	
Points won	5	9	9			23	11	11	12			34
Biggest lead	-	-	2			2	6	5	3			6
Points won on own serve	4	5	6			15	7	6	7			20
Points lost on own serve	4	5	5			14	1	4	3			8
Most consecutive points won	2	3	2			3	4	5	4			5
Greatest deficit overcome	-	-	-			-	-	-	2			2
Handedness/Grip	Right/						/					

Game/Match Statistics	Game					Match
	1	2	3	4	5	
Longest rally (strokes)	20	15	20			20
Average rally	7	6	7			6

Game Progress

1	OLIVEIRA Joyce (BRA)	0	*0	1	*1	2	*3	4	*4	5				
	JUNG Young-A (KOR)	*0	2	*3	5	*6	7	*8	10	11				
2	OLIVEIRA Joyce (BRA)	*0	0	*0	1	*2	3	*4	5	*6	8	9		
	JUNG Young-A (KOR)	0	*2	4	*5	6	*7	8	*9	10	*10	11		
3	OLIVEIRA Joyce (BRA)	0	*1	3	*3	3	*4	5	*6	7	*8	10	*10	10
	JUNG Young-A (KOR)	0	1	*1	3	*5	6	*7	8	*9	10	*10	11	12

Note:

The "Greatest deficit overcome" only applies when the player ends up winning the game.

Legend:

* Server

No. Number



Detailed Team Match Results

Resultados detalhados da partida por equipe

Chinese Taipei (TPE) **0 - 2** Serbia (SRB)

Team Match No : 11 Table : 1 Umpires : CLARO Bruno Augusto (BRA) CRUZ Lara (BRA)

Match 1			Match	Game 1	Game 2	Game 3	Game 4	Game 5
	LU PC / WEI MH	TPE	0	4	5	2		
	PERIC-RANKOVIC / MATIC N	SRB	3	11	11	11		
Duration			19min	5min	6min	5min		

Match 2			Match	Game 1	Game 2	Game 3	Game 4	Game 5
A	LU Pi-Chun	TPE	1	2	11	4	4	
X	PERIC-RANKOVIC Borislava	SRB	3	11	8	11	11	
Duration			23min	4min	6min	5min	5min	

Duration of Team Match	45min
------------------------	--------------

Player Statistics	Chinese Taipei (TPE)			Team Match	Serbia (SRB)			Team Match
	Match				Match			
	1	2	3		1	2	3	
Points won	11	21		32	32	40		72
Biggest lead	-	5		5	10	9		10
Points won on own serve	6	12		18	17	21		38
Points lost on own serve	15	19		34	5	9		14
Most consecutive points won	2	3		3	10	7		10
Greatest deficit overcome	-	-		-	-	-		-

Match/Team Match Statistics	Match			Team Match
	1	2	3	
Longest rally (strokes)	15	13		15
Average rally	5	4		4

Note:
The "Greatest deficit overcome" only applies when the player/pair ends up winning the game.

Legend:
No. Number



Detailed Team Match Results

Resultados detalhados da partida por equipe

Chinese Taipei (TPE) **0 - 2** Serbia (SRB)

Match 1: LU Pi-Chun (TPE) **0-3** PERIC-RANKOVIC Borislava (SRB)
WEI Mei-Hui MATIC Nada

Match Summary		Match	Game 1	Game 2	Game 3	Game 4	Game 5
LU Pi-Chun / WEI MH	TPE	0	4	5	2		
PERIC-RANKOVIC Borislava / MATIC N	SRB	3	11	11	11		
Duration		19min	5min	6min	5min		

Team Match No : 11 Table : 1 Umpires : CLARO Bruno Augusto (BRA) CRUZ Lara (BRA)

Player Statistics	LU PC / WEI MH (TPE)						PERIC-RANKOVIC B / MATIC N (SRB)					
	Game					Match	Game					Match
	1	2	3	4	5		1	2	3	4	5	
Points won	4	5	2			11	11	11	10			32
Biggest lead	-	-	-			-	7	7	10			10
Points won on own serve	2	2	2			6	6	5	6			17
Points lost on own serve	5	6	4			15	2	3	0			5
Most consecutive points won	1	2	2			2	4	6	10			10
Greatest deficit overcome	-	-	-			-	-	-	-			-
Handedness/Grip	Right/ - Right/						Right/ - Right/					

Game/Match Statistics	Game					Match
	1	2	3	4	5	
Longest rally (strokes)	11	12	15			15
Average rally	5	5	5			5

Game Progress

1	LU PC / WEI MH (TPE)	0	*1	1	*2	3	*3	4	*4	4
	PERIC-RANKOVIC B / MATIC N (SRB)	*0	1	*3	4	*5	7	*8	10	11
2	LU PC / WEI MH (TPE)	*0	0	*1	2	*3	3	*3	4	5
	PERIC-RANKOVIC B / MATIC N (SRB)	0	*2	3	*4	5	*7	9	*10	11
3	LU PC / WEI MH (TPE)	0	*0	0	*0	0	*0	2	2	
	PERIC-RANKOVIC B / MATIC N (SRB)	0	2	*4	6	*8	10	*10	11	

Note:

The "Greatest deficit overcome" only applies when the pair ends up winning the game.

Legend:

*- First player of pair is server *- Second player of pair is server No. Number



Detailed Team Match Results

Resultados detalhados da partida por equipe

Chinese Taipei (TPE) **0 - 2** Serbia (SRB)

Match 2: LU Pi-Chun (TPE) **1-3** PERIC-RANKOVIC Borislava (SRB)

Match Summary		Match	Game 1	Game 2	Game 3	Game 4	Game 5
LU Pi-Chun	TPE	1	2	11	4	4	
PERIC-RANKOVIC Borislava	SRB	3	11	8	11	11	
Duration		23min	4min	6min	5min	5min	

Team Match No : 11 Table : 1 Umpires : CLARO Bruno Augusto (BRA) CRUZ Lara (BRA)

Player Statistics	LU Pi-Chun (TPE)						PERIC-RANKOVIC Borislava (SRB)					
	Game					Match	Game					Match
	1	2	3	4	5		1	2	3	4	5	
Points won	2	11	4	4		21	11	8	10	11		40
Biggest lead	-	5	-	-		5	9	-	7	7		9
Points won on own serve	1	7	1	3		12	6	5	4	6		21
Points lost on own serve	5	3	6	5		19	1	4	3	1		9
Most consecutive points won	1	3	2	1		3	5	3	7	6		7
Greatest deficit overcome	-	-	-	-		-	-	-	-	-		-
Handedness/Grip	Right/						Right/					

Game/Match Statistics	Game					Match
	1	2	3	4	5	
Longest rally (strokes)	8	11	9	13		13
Average rally	4	4	4	4		4

Game Progress

1	LU Pi-Chun (TPE)	0	*1	1	*1	2	*2	2	2	2		
	PERIC-RANKOVIC Borislava (SRB)	*0	1	*3	5	*6	8	*10	11			
2	LU Pi-Chun (TPE)	*0	2	*3	5	*5	7	*8	9	*10	10	11
	PERIC-RANKOVIC Borislava (SRB)	0	*0	1	*1	3	*3	4	*5	6	*8	8
3	LU Pi-Chun (TPE)	0	*1	1	*1	1	*2	3	*4	4		
	PERIC-RANKOVIC Borislava (SRB)	0	1	*3	5	*7	8	*9	10	11		
4	LU Pi-Chun (TPE)	*0	1	*1	2	*3	4	*4	4	4		
	PERIC-RANKOVIC Borislava (SRB)	0	*1	3	*4	5	*6	8	*10	11		

Note:
The "Greatest deficit overcome" only applies when the player ends up winning the game.

Legend:
* Server
No. Number



Detailed Team Match Results

Resultados detalhados da partida por equipe

Mexico (MEX) 1 - 2 Sweden (SWE)

Team Match No : 12 Table : 7 Umpires : ARINYE Cecilia Dora (NGR) HOPKINS Alan Leslie (AUS)

Match 1			Match	Game 1	Game 2	Game 3	Game 4	Game 5
	SIGALA LOPEZ ME / PAREDES ALBOR M	MEX	0	7	10	4		
	LUNDBAECK I / AHLQUIST Anna-	SWE	3	11	12	11		
Duration			22min	6min	7min	5min		

Match 2			Match	Game 1	Game 2	Game 3	Game 4	Game 5
A	SIGALA LOPEZ Maria Edith	MEX	3	6	11	11	17	
X	LUNDBAECK Ingela	SWE	1	11	7	4	15	
Duration			28min	4min	5min	4min	9min	

Match 3			Match	Game 1	Game 2	Game 3	Game 4	Game 5
B	PAREDES ALBOR Maria	MEX	0	4	3	2		
Y	AHLQUIST Anna-Carin	SWE	3	11	11	11		
Duration			16min	5min	4min	4min		

Duration of Team Match	1h16min
------------------------	----------------

Player Statistics	Mexico (MEX)				Sweden (SWE)			
	Match			Team Match	Match			Team Match
	1	2	3		1	2	3	
Points won	21	44	9	74	33	37	33	103
Biggest lead	2	7	2	7	7	9	9	9
Points won on own serve	10	20	7	37	15	17	19	51
Points lost on own serve	18	20	14	52	11	24	2	37
Most consecutive points won	4	6	3	6	5	8	9	9
Greatest deficit overcome	-	1	-	1	2	-	2	2

Match/Team Match Statistics	Match			Team Match
	1	2	3	
Longest rally (strokes)	18	18	22	22
Average rally	5	5	5	5

Note:
 The "Greatest deficit overcome" only applies when the player/pair ends up winning the game.

Legend:
 No. Number



Detailed Team Match Results

Resultados detalhados da partida por equipe

Mexico (MEX) **1 - 2** Sweden (SWE)

Match 1: SIGALA LOPEZ Maria Edith (MEX) **0-3** LUNDBAECK Ingela (SWE)
 PAREDES ALBOR Maria AHLQUIST Anna-Cari

Match Summary		Match	Game 1	Game 2	Game 3	Game 4	Game 5
SIGALA LOPEZ ME / PAREDES ALBOR M	MEX	0	7	10	4		
LUNDBAECK Ingela / AHLQUIST Anna-Cari	SWE	3	11	12	11		
Duration		22min	6min	7min	5min		

Team Match No : 12 Table : 7 Umpires : ARINYE Cecilia Dora (NGR) HOPKINS Alan Leslie (AUS)

Player Statistics	SIGALA LOPEZ ME / PAREDES ALBOR M (MEX)						Match	LUNDBAECK I / AHLQUIST Anna-Cari (SWE)						Match
	Game					Match		Game					Match	
	1	2	3	4	5			1	2	3	4	5		
Points won	7	10	4				21	11	12	10				33
Biggest lead	1	2	-				2	4	3	7				7
Points won on own serve	4	3	3				10	5	4	6				15
Points lost on own serve	6	8	4				18	3	7	1				11
Most consecutive points won	3	4	3				4	4	3	5				5
Greatest deficit overcome	-	-	-				-	1	2	-				2
Handedness/Grip	Right/ - Right/							Left/ - Right/						

Game/Match Statistics	Game					Match
	1	2	3	4	5	
Longest rally (strokes)	13	18	10			18
Average rally	5	5	5			5

Game Progress

1	SIGALA LOPEZ ME / PAREDES ALBOR M (MEX)	-*0	1	*-2	2	-*3	4	*-5	7	-*7	7			
	LUNDBAECK I / AHLQUIST Anna-Cari (SWE)	0	*-1	2	-*4	5	*-6	7	-*7	9	11			
2	SIGALA LOPEZ ME / PAREDES ALBOR M (MEX)	0	-*2	2	*-3	3	-*4	5	*-7	8	-*9	10	*-10	10
	LUNDBAECK I / AHLQUIST Anna-Cari (SWE)	*-0	0	-*2	3	*-5	6	-*7	7	*-8	9	-*10	11	12
3	SIGALA LOPEZ ME / PAREDES ALBOR M (MEX)	0	0	*-0	1	-*2	4	*-4	4	4	4			
	LUNDBAECK I / AHLQUIST Anna-Cari (SWE)	0	*-2	4	-*5	6	*-6	8	-*10	11	11			

Note:

The "Greatest deficit overcome" only applies when the pair ends up winning the game.

Legend:

*- First player of pair is server *- Second player of pair is server No. Number



Detailed Team Match Results

Resultados detalhados da partida por equipe

Mexico (MEX) 1 - 2 Sweden (SWE)

Match 2: SIGALA LOPEZ Maria Edith (MEX) 3-1 LUNDBAECK Ingela (SWE)

Match Summary		Match	Game 1	Game 2	Game 3	Game 4	Game 5
SIGALA LOPEZ Maria Edith	MEX	3	6	11	11	17	
LUNDBAECK Ingela	SWE	1	11	7	4	15	
	Duration	28min	4min	5min	4min	9min	

Team Match No : 12 Table : 7 Umpires : ARINYE Cecilia Dora (NGR) HOPKINS Alan Leslie (AUS)

Player Statistics	SIGALA LOPEZ Maria Edith (MEX)						LUNDBAECK Ingela (SWE)					
	Game					Match	Game					Match
	1	2	3	4	5		1	2	3	4	5	
Points won	6	11	10	17		44	11	7	4	15		37
Biggest lead	-	4	7	4		7	9	-	-	1		9
Points won on own serve	2	2	7	9		20	4	1	4	8		17
Points lost on own serve	7	6	0	7		20	4	9	3	8		24
Most consecutive points won	5	3	6	3		6	8	2	2	4		8
Greatest deficit overcome	-	-	-	1		1	-	-	-	-		-
Handedness/Grip	Right/						Left/					

Game/Match Statistics	Game					Match
	1	2	3	4	5	
Longest rally (strokes)	13	13	18	17		18
Average rally	5	5	8	5		5

Game Progress

1	SIGALA LOPEZ Maria Edith (MEX)	*0	0	*1	1	*1	1	*2	4	*6	6							
	LUNDBAECK Ingela (SWE)	0	*2	3	*5	7	*9	10	*10	10	11							
2	SIGALA LOPEZ Maria Edith (MEX)	0	*2	2	*4	4	*6	7	*8	9	11							
	LUNDBAECK Ingela (SWE)	*0	0	*2	2	*4	4	*5	6	*7	7							
3	SIGALA LOPEZ Maria Edith (MEX)	0	2	*4	6	*6	8	*8	10	11								
	LUNDBAECK Ingela (SWE)	0	*0	0	*0	2	*2	4	*4	4								
4	SIGALA LOPEZ Maria Edith (MEX)	0	*1	3	*4	5	*7	7	*7	9	*9	10	*10	11	*11	12	*13	13
	LUNDBAECK Ingela (SWE)	*0	1	*1	2	*3	3	*5	7	*7	9	*10	11	*11	12	*12	12	*13
		*14	14	*15	15	*16	17											
		13	*14	14	*15	15	15											

Note:

The "Greatest deficit overcome" only applies when the player ends up winning the game.

Legend:

* Server No. Number



Detailed Team Match Results
Resultados detalhados da partida por equipe

Mexico (MEX) 1 - 2 Sweden (SWE)

Match 3: PAREDES ALBOR Maria (MEX) 0-3 AHLQUIST Anna-Carin (SWE)

Match Summary		Match	Game 1	Game 2	Game 3	Game 4	Game 5
PAREDES ALBOR Maria	MEX	0	4	3	2		
AHLQUIST Anna-Carin	SWE	3	11	11	11		
Duration		16min	5min	4min	4min		

Team Match No : 12 Table : 7 Umpires : ARINYE Cecilia Dora (NGR) HOPKINS Alan Leslie (AUS)

Player Statistics	PAREDES ALBOR Maria (MEX)						AHLQUIST Anna-Carin (SWE)					
	Game					Match	Game					Match
	1	2	3	4	5		1	2	3	4	5	
Points won	4	3	2			9	11	11	11			33
Biggest lead	2	-	-			2	7	9	9			9
Points won on own serve	3	2	2			7	6	7	6			19
Points lost on own serve	5	4	5			14	1	1	0			2
Most consecutive points won	2	3	1			3	7	9	9			9
Greatest deficit overcome	-	-	-			-	2	-	-			2
Handedness/Grip	Right/						Right/					

Game/Match Statistics	Game					Match
	1	2	3	4	5	
Longest rally (strokes)	9	22	10			22
Average rally	4	6	4			5

Game Progress

1	PAREDES ALBOR Maria (MEX)	*0	2	*2	2	*2	3	*4	4	4
	AHLQUIST Anna-Carin (SWE)	0	*0	2	*4	6	*7	8	*10	11
2	PAREDES ALBOR Maria (MEX)	0	*0	0	*0	0	*1	3	3	
	AHLQUIST Anna-Carin (SWE)	*0	2	*4	6	*8	9	*9	11	
3	PAREDES ALBOR Maria (MEX)	*0	1	*1	1	1	*1	2	2	
	AHLQUIST Anna-Carin (SWE)	0	*1	3	*5	*7	9	*10	11	

Note:
The "Greatest deficit overcome" only applies when the player ends up winning the game.

Legend:
* Server
No. Number



Detailed Team Match Results

Resultados detalhados da partida por equipe

Republic of Korea (KOR) **0 - 2** People's Republic of China (CHN)

Team Match No : 13 Table : 1 Umpires : CHUNG Li-Chuan (TPE) SEMENOVA Elena (RUS)

Match 1		Match	Game 1	Game 2	Game 3	Game 4	Game 5
JUNG YA / KANG O	KOR	1	11	2	7	3	
ZHANG B / GU G	CHN	3	7	11	11	11	
Duration		26min	7min	5min	6min	5min	

Match 2		Match	Game 1	Game 2	Game 3	Game 4	Game 5
A JUNG Young-A	KOR	0	5	8	9		
X ZHANG Bian	CHN	3	11	11	11		
Duration		18min	5min	5min	6min		

Duration of Team Match	52min
------------------------	-------

Player Statistics	Republic of Korea (KOR)				People's Republic of China (CHN)			
	Match			Team Match	Match			Team Match
	1	2	3		1	2	3	
Points won	23	22		45	40	33		73
Biggest lead	4	3		4	9	6		9
Points won on own serve	14	12		26	23	17		40
Points lost on own serve	17	16		33	9	10		19
Most consecutive points won	3	4		4	11	5		11
Greatest deficit overcome	-	-		-	3	3		3

Match/Team Match Statistics	Match			Team Match
	1	2	3	
Longest rally (strokes)	22	18		22
Average rally	8	5		6

Note:

The "Greatest deficit overcome" only applies when the player/pair ends up winning the game.

Legend:

No. Number



Detailed Team Match Results

Resultados detalhados da partida por equipe

Republic of Korea (KOR) **0 - 2** People's Republic of China (CHN)

Match 1: JUNG Young-A (KOR) **1-3** ZHANG Bian (CHN)
KANG Oejeong GU Gai

Match Summary		Match	Game 1	Game 2	Game 3	Game 4	Game 5
JUNG Young-A / KANG O	KOR	1	11	2	7	3	
ZHANG Bian / GU G	CHN	3	7	11	11	11	
	Duration	26min	7min	5min	6min	5min	

Team Match No : 13 Table : 1 Umpires : CHUNG Li-Chuan (TPE) SEMENOVA Elena (RUS)

Player Statistics	JUNG YA / KANG O (KOR)						ZHANG B / GU G (CHN)					
	Game					Match	Game					Match
	1	2	3	4	5		1	2	3	4	5	
Points won	11	2	7	3		23	7	11	11	11		40
Biggest lead	4	1	-	3		4	-	9	4	8		9
Points won on own serve	6	2	4	2		14	5	6	7	5		23
Points lost on own serve	2	5	4	6		17	5	0	3	1		9
Most consecutive points won	3	1	2	3		3	2	8	3	11		11
Greatest deficit overcome	-	-	-	-		-	-	1	-	3		3
Handedness/Grip	/ - /						Right/ - Right/					

Game/Match Statistics	Game					Match
	1	2	3	4	5	
Longest rally (strokes)	22	15	13	15		22
Average rally	11	7	5	7		8

Game Progress

1	JUNG YA / KANG O (KOR)	0	*-1	2	*-3	5	*-5	7	*-8	9	11
	ZHANG B / GU G (CHN)	*-0	1	*-2	3	*-3	5	*-5	6	*-7	7
2	JUNG YA / KANG O (KOR)	*-0	1	*-1	2	*-2	2	*-2	2		2
	ZHANG B / GU G (CHN)	0	*-1	3	*-4	6	*-8	10	11		11
3	JUNG YA / KANG O (KOR)	0	*-1	2	*-3	4	*-4	5	*-6	7	7
	ZHANG B / GU G (CHN)	*-0	1	*-2	3	*-4	6	*-7	8	*-9	11
4	JUNG YA / KANG O (KOR)	*-0	2	*-3	3	*-3	3	*-3	3		3
	ZHANG B / GU G (CHN)	0	*-0	1	*-3	5	*-7	9	11		11

Note:

The "Greatest deficit overcome" only applies when the pair ends up winning the game.

Legend:

*- First player of pair is server *- Second player of pair is server No. Number



Detailed Team Match Results

Resultados detalhados da partida por equipe

Republic of Korea (KOR) **0 - 2** People's Republic of China (CHN)

Match 2: JUNG Young-A (KOR) **0-3** ZHANG Bian (CHN)

Match Summary		Match	Game 1	Game 2	Game 3	Game 4	Game 5
JUNG Young-A	KOR	0	5	8	9		
ZHANG Bian	CHN	3	11	11	11		
Duration		18min	5min	5min	6min		

Team Match No : 13 Table : 1 Umpires : CHUNG Li-Chuan (TPE) SEMENOVA Elena (RUS)

Player Statistics	JUNG Young-A (KOR)						ZHANG Bian (CHN)					
	Game					Match	Game					Match
	1	2	3	4	5		1	2	3	4	5	
Points won	5	8	9			22	11	11	11			33
Biggest lead	1	3	3			3	6	3	2			6
Points won on own serve	3	4	5			12	6	5	6			17
Points lost on own serve	5	6	5			16	2	4	4			10
Most consecutive points won	2	3	4			4	5	5	5			5
Greatest deficit overcome	-	-	-			-	1	3	3			3
Handedness/Grip	/						Right/					

Game/Match Statistics	Game					Match
	1	2	3	4	5	
Longest rally (strokes)	9	9	18			18
Average rally	5	4	6			5

Game Progress

1	JUNG Young-A (KOR)	0	*1	2	*3	4	*4	5	*5	5		
	ZHANG Bian (CHN)	*0	1	*2	3	*4	6	*7	9	11		
2	JUNG Young-A (KOR)	*0	1	*3	4	*4	4	*6	7	*7	8	8
	ZHANG Bian (CHN)	0	*1	1	*2	4	*6	6	*7	9	*10	11
3	JUNG Young-A (KOR)	0	*1	2	*4	5	*5	7	*8	9	*9	9
	ZHANG Bian (CHN)	*0	1	*2	2	*3	5	*5	6	*7	9	11

Note:

The "Greatest deficit overcome" only applies when the player ends up winning the game.

Legend:

* Server

No. Number



Detailed Team Match Results

Resultados detalhados da partida por equipe

Sweden (SWE) 1 - 2 Serbia (SRB)

Team Match No : 14 Table : 3 Umpires : DUBEY Atul (IND) KIM Kyunghee (KOR)

Match 1	Match	Game 1	Game 2	Game 3	Game 4	Game 5
AHLQUIST Anna-Cari / LUNDBAECK I	SWE	1	4	12	6	8
PERIC-RANKOVIC / MATIC N	SRB	3	11	10	11	11
	Duration	28min	5min	7min	6min	7min

Match 2	Match	Game 1	Game 2	Game 3	Game 4	Game 5
A AHLQUIST Anna-Carin	SWE	3	11	11	11	
X PERIC-RANKOVIC Borislava	SRB	0	8	8	8	
	Duration	22min	6min	7min	7min	

Match 3	Match	Game 1	Game 2	Game 3	Game 4	Game 5
B LUNDBAECK Ingela	SWE	0	11	11	6	
Y MATIC Nada	SRB	3	13	13	11	
	Duration	26min	7min	8min	7min	

Duration of Team Match	1h28min
------------------------	---------

Player Statistics	Sweden (SWE)				Serbia (SRB)			
	Match			Team Match	Match			Team Match
	1	2	3		1	2	3	
Points won	30	32	28	90	42	24	36	102
Biggest lead	4	3	4	4	7	3	8	8
Points won on own serve	15	18	16	49	21	14	20	55
Points lost on own serve	21	10	16	47	15	14	12	41
Most consecutive points won	6	4	5	6	5	3	8	8
Greatest deficit overcome	2	3	-	3	2	-	4	4

Match/Team Match Statistics	Match			Team Match
	1	2	3	
Longest rally (strokes)	15	15	17	17
Average rally	5	6	6	6

Note:
The "Greatest deficit overcome" only applies when the player/pair ends up winning the game.

Legend:
No. Number



Detailed Team Match Results

Resultados detalhados da partida por equipe

Sweden (SWE) **1 - 2** Serbia (SRB)

Match 1: AHLQUIST Anna-Carin (SWE) **1-3** PERIC-RANKOVIC Borislava (SRB)
 LUNDBAECK Ingela **MATIC Nada**

Match Summary		Match	Game 1	Game 2	Game 3	Game 4	Game 5
AHLQUIST Anna-Carin / LUNDBAECK I	SWE	1	4	12	6	8	
PERIC-RANKOVIC Borislava / MATIC N	SRB	3	11	10	11	11	
Duration		28min	5min	7min	6min	7min	

Team Match No : 14 Table : 3 Umpires : DUBEY Atul (IND) KIM Kyunghee (KOR)

Player Statistics	AHLQUIST Anna-Cari / LUNDBAECK I (SWE)						PERIC-RANKOVIC B / MATIC N (SRB)					
	Game					Match	Game					Match
	1	2	3	4	5		1	2	3	4	5	
Points won	4	12	6	8		30	10	10	11	11		42
Biggest lead	-	4	-	2		4	7	2	5	3		7
Points won on own serve	2	5	3	5		15	5	4	6	6		21
Points lost on own serve	5	6	5	5		21	2	7	3	3		15
Most consecutive points won	1	6	3	3		6	5	3	4	3		5
Greatest deficit overcome	-	2	-	-		2	-	-	-	2		2
Handedness/Grip	Right/ - Left/						Right/ - Right/					

Game/Match Statistics	Game					Match
	1	2	3	4	5	
Longest rally (strokes)	12	12	14	15		15
Average rally	6	4	6	6		5

Game Progress

1	AHLQUIST Anna-Cari / LUNDBAECK I (SWE)	0	*0	1	*2	3	*4	4	*4	4				
	PERIC-RANKOVIC B / MATIC N (SRB)	0	2	*3	4	*5	6	*8	10	11				
2	AHLQUIST Anna-Cari / LUNDBAECK I (SWE)	*0	0	*2	4	*6	6	*7	8	*8	9	*10	11	12
	PERIC-RANKOVIC B / MATIC N (SRB)	0	*2	2	*2	2	*4	5	*6	8	*9	10	*10	10
3	AHLQUIST Anna-Cari / LUNDBAECK I (SWE)	0	*0	1	*3	3	*3	4	*5	6	6			
	PERIC-RANKOVIC B / MATIC N (SRB)	*0	2	*3	3	*5	7	*8	9	*10	11			
4	AHLQUIST Anna-Cari / LUNDBAECK I (SWE)	*0	1	*3	4	*4	5	*6	7	*7	8	8		
	PERIC-RANKOVIC B / MATIC N (SRB)	0	*1	1	*2	4	*5	6	*7	9	*10	11		

Note:

The "Greatest deficit overcome" only applies when the pair ends up winning the game.

Legend:

*- First player of pair is server *- Second player of pair is server No. Number



Detailed Team Match Results

Resultados detalhados da partida por equipe

Sweden (SWE) 1 - 2 Serbia (SRB)

Match 2: **AHLQUIST Anna-Carin (SWE)** 3-0 **PERIC-RANKOVIC Borislava (SRB)**

Match Summary		Match	Game 1	Game 2	Game 3	Game 4	Game 5
AHLQUIST Anna-Carin	SWE	3	11	11	11		
PERIC-RANKOVIC Borislava	SRB	0	8	8	8		
	Duration	22min	6min	7min	7min		

Team Match No : 14 Table : 3 Umpires : DUBEY Atul (IND) KIM Kyunghee (KOR)

Player Statistics	AHLQUIST Anna-Carin (SWE)						PERIC-RANKOVIC Borislava (SRB)					
	Game					Match	Game					Match
	1	2	3	4	5		1	2	3	4	5	
Points won	10	11	11			32	8	8	8			24
Biggest lead	3	3	3			3	1	3	1			3
Points won on own serve	6	6	6			18	5	4	5			14
Points lost on own serve	3	4	3			10	4	5	5			14
Most consecutive points won	4	3	2			4	3	2	2			3
Greatest deficit overcome	1	3	1			3	-	-	-			-
Handedness/Grip	Right/						Right/					

Game/Match Statistics	Game					Match
	1	2	3	4	5	
Longest rally (strokes)	15	15	12			15
Average rally	6	6	6			6

Game Progress

1	AHLQUIST Anna-Carin (SWE)	0	*1	2	*3	4	*5	7	*7	8	*10	11
	PERIC-RANKOVIC Borislava (SRB)	0	1	*2	3	*4	5	*5	7	*8	8	8
2	AHLQUIST Anna-Carin (SWE)	*0	1	*1	2	*3	4	*6	7	*8	10	11
	PERIC-RANKOVIC Borislava (SRB)	0	*1	3	*4	5	*6	6	*7	8	*8	8
3	AHLQUIST Anna-Carin (SWE)	0	*1	2	*3	4	*5	6	*7	9	*10	11
	PERIC-RANKOVIC Borislava (SRB)	*0	1	*2	3	*4	5	*6	7	*7	8	8

Note:

The "Greatest deficit overcome" only applies when the player ends up winning the game.

Legend:

* Server No. Number



Detailed Team Match Results

Resultados detalhados da partida por equipe

Sweden (SWE) 1 - 2 Serbia (SRB)

Match 3: LUNDBAECK Ingela (SWE) 0-3 MATIC Nada (SRB)

Match Summary		Match	Game 1	Game 2	Game 3	Game 4	Game 5
LUNDBAECK Ingela	SWE	0	11	11	6		
MATIC Nada	SRB	3	13	13	11		
	Duration	26min	7min	8min	7min		

Team Match No : 14 Table : 3 Umpires : DUBEY Atul (IND) KIM Kyunghee (KOR)

Player Statistics	LUNDBAECK Ingela (SWE)						MATIC Nada (SRB)					
	Game					Match	Game					Match
	1	2	3	4	5		1	2	3	4	5	
Points won	11	11	6			28	12	13	11			36
Biggest lead	4	2	-			4	2	2	8			8
Points won on own serve	6	6	4			16	6	7	7			20
Points lost on own serve	6	6	4			16	5	5	2			12
Most consecutive points won	5	4	4			5	5	3	8			8
Greatest deficit overcome	-	-	-			-	4	2	-			4
Handedness/Grip	Left/						Right/					

Game/Match Statistics	Game					Match
	1	2	3	4	5	
Longest rally (strokes)	10	14	17			17
Average rally	4	6	7			6

Game Progress

1	LUNDBAECK Ingela (SWE)	0	*1	3	*5	5	*6	6	*6	8	*9	10	*10	11	*11	11
	MATIC Nada (SRB)	0	1	*1	1	*3	4	*6	8	*8	9	*10	11	*11	12	13
2	LUNDBAECK Ingela (SWE)	*0	2	*2	3	*4	4	*5	7	*9	9	*10	11	*11	11	11
	MATIC Nada (SRB)	0	*0	2	*3	4	*6	7	*7	7	*9	10	*10	11	*12	13
3	LUNDBAECK Ingela (SWE)	0	*0	2	*2	2	*2	2	*4	6	6					
	MATIC Nada (SRB)	*0	2	*2	4	*6	8	*10	10	*10	11					

Note:

The "Greatest deficit overcome" only applies when the player ends up winning the game.

Legend:

* Server

No. Number



Detailed Team Match Results

Resultados detalhados da partida por equipe

Sweden (SWE) 1 - 2 Republic of Korea (KOR)

Team Match No : 15 Table : 3 Umpires : CLARO Bruno Augusto (BRA) VILANOVA Flavia (BRA)

Match 1		Match	Game 1	Game 2	Game 3	Game 4	Game 5
AHLQUIST AC / LUNDBAECK I	SWE	0	9	8	5		
KANG O / JUNG YA	KOR	3	11	11	11		
Duration		22min	6min	6min	6min		

Match 2		Match	Game 1	Game 2	Game 3	Game 4	Game 5
A AHLQUIST Anna-Carin	SWE	3	7	11	11	11	
X KANG Oejeong	KOR	1	11	7	8	6	
Duration		27min	6min	6min	7min	5min	

Match 3		Match	Game 1	Game 2	Game 3	Game 4	Game 5
B LUNDBAECK Ingela	SWE	1	7	11	6	7	
Y JUNG Young-A	KOR	3	11	8	11	11	
Duration		30min	6min	6min	6min	7min	

Duration of Team Match	1h33min
------------------------	----------------

Player Statistics	Sweden (SWE)				Republic of Korea (KOR)			
	Match			Team Match	Match			Team Match
	1	2	3		1	2	3	
Points won	22	40	31	93	33	31	40	104
Biggest lead	2	5	5	5	6	6	5	6
Points won on own serve	13	19	20	52	18	14	25	57
Points lost on own serve	15	17	15	47	9	21	11	41
Most consecutive points won	3	4	3	4	5	5	6	6
Greatest deficit overcome	-	4	-	4	2	-	2	2

Match/Team Match Statistics	Match			Team Match
	1	2	3	
Longest rally (strokes)	24	26	13	26
Average rally	7	7	5	6

Note:
The "Greatest deficit overcome" only applies when the player/pair ends up winning the game.

Legend:
No. Number



Detailed Team Match Results
Resultados detalhados da partida por equipe

Sweden (SWE) **1 - 2** Republic of Korea (KOR)

Match 1: AHLQUIST Anna-Carin (SWE) **0-3** KANG Oejeong (KOR)
LUNDBAECK Ingela JUNG Young-A

Match Summary		Match	Game 1	Game 2	Game 3	Game 4	Game 5
AHLQUIST Anna-Carin / LUNDBAECK I	SWE	0	9	8	5		
KANG Oejeong / JUNG YA	KOR	3	11	11	11		
Duration		22min	6min	6min	6min		

Team Match No : 15 Table : 3 Umpires : CLARO Bruno Augusto (BRA) VILANOVA Flavia (BRA)

Player Statistics	AHLQUIST AC / LUNDBAECK I (SWE)						KANG O / JUNG YA (KOR)					
	Game					Match	Game					Match
	1	2	3	4	5		1	2	3	4	5	
Points won	9	8	5			22	11	11	11			33
Biggest lead	2	2	-			2	5	3	6			6
Points won on own serve	4	7	2			13	5	8	5			18
Points lost on own serve	6	3	6			15	5	1	3			9
Most consecutive points won	3	3	2			3	5	3	4			5
Greatest deficit overcome	-	-	-			-	2	2	-			2
Handedness/Grip	Right/ - Left/						/ - /					

Game/Match Statistics	Game					Match
	1	2	3	4	5	
Longest rally (strokes)	16	16	24			24
Average rally	5	8	10			7

Game Progress

1	AHLQUIST AC / LUNDBAECK I (SWE)	0	*2	3	*3	4	*4	4	*5	6	*8	9
	KANG O / JUNG YA (KOR)	*0	0	*1	3	*4	6	*8	9	*10	10	11
2	AHLQUIST AC / LUNDBAECK I (SWE)	*0	1	*2	4	*4	5	*5	7	*7	8	8
	KANG O / JUNG YA (KOR)	0	*1	2	*2	4	*5	7	*7	9	*10	11
3	AHLQUIST AC / LUNDBAECK I (SWE)	0	*1	1	*1	2	*4	5	*5	5		
	KANG O / JUNG YA (KOR)	*0	1	*3	5	*6	6	*7	9	11		

Note:

The "Greatest deficit overcome" only applies when the pair ends up winning the game.

Legend:

*- First player of pair is server *- Second player of pair is server No. Number



Detailed Team Match Results

Resultados detalhados da partida por equipe

Sweden (SWE) 1 - 2 Republic of Korea (KOR)

Match 2: AHLQUIST Anna-Carin (SWE) 3-1 KANG Oejeong (KOR)

Match Summary		Match	Game 1	Game 2	Game 3	Game 4	Game 5
AHLQUIST Anna-Carin	SWE	3	7	11	11	11	
KANG Oejeong	KOR	1	11	7	8	6	
	Duration	27min	6min	6min	7min	5min	

Team Match No : 15 Table : 3 Umpires : CLARO Bruno Augusto (BRA) VILANOVA Flavia (BRA)

Player Statistics	AHLQUIST Anna-Carin (SWE)						KANG Oejeong (KOR)					
	Game					Match	Game					Match
	1	2	3	4	5		1	2	3	4	5	
Points won	7	11	11	11		40	11	7	7	6		31
Biggest lead	-	5	3	5		5	6	-	4	-		6
Points won on own serve	5	5	4	5		19	8	2	2	2		14
Points lost on own serve	3	5	5	4		17	2	6	7	6		21
Most consecutive points won	3	4	4	4		4	3	5	4	2		5
Greatest deficit overcome	-	-	4	-		4	-	-	-	-		-
Handedness/Grip	Right/						/					

Game/Match Statistics	Game					Match
	1	2	3	4	5	
Longest rally (strokes)	26	13	20	8		26
Average rally	9	6	7	5		7

Game Progress

1	AHLQUIST Anna-Carin (SWE)	0	*0	1	*1	2	*3	4	*4	6	7	
	KANG Oejeong (KOR)	*0	2	*3	5	*6	7	*8	10	*10	11	
2	AHLQUIST Anna-Carin (SWE)	*0	2	*4	4	*6	7	*7	7	*9	11	
	KANG Oejeong (KOR)	0	*0	0	*2	2	*3	5	*7	7	7	
3	AHLQUIST Anna-Carin (SWE)	0	*1	1	*1	2	*4	5	*7	8	*10	11
	KANG Oejeong (KOR)	0	1	*3	5	*6	6	*7	7	*8	8	8
4	AHLQUIST Anna-Carin (SWE)	*0	2	*4	4	*6	7	*8	9	*10	11	
	KANG Oejeong (KOR)	0	*0	0	*2	2	*3	4	*5	6	6	

Note:

The "Greatest deficit overcome" only applies when the player ends up winning the game.

Legend:

* Server

No. Number



Detailed Team Match Results

Resultados detalhados da partida por equipe

Sweden (SWE) 1 - 2 Republic of Korea (KOR)

Match 3: LUNDBAECK Ingela (SWE) 1-3 JUNG Young-A (KOR)

Match Summary		Match	Game 1	Game 2	Game 3	Game 4	Game 5
LUNDBAECK Ingela	SWE	1	7	11	6	7	
JUNG Young-A	KOR	3	11	8	11	11	
	Duration	30min	6min	6min	6min	7min	

Team Match No : 15 Table : 3 Umpires : CLARO Bruno Augusto (BRA) VILANOVA Flavia (BRA)

Player Statistics	LUNDBAECK Ingela (SWE)						JUNG Young-A (KOR)					
	Game					Match	Game					Match
	1	2	3	4	5		1	2	3	4	5	
Points won	7	11	6	7		31	11	8	11	10		40
Biggest lead	-	5	2	1		5	4	-	5	4		5
Points won on own serve	4	7	4	5		20	7	5	7	6		25
Points lost on own serve	4	3	4	4		15	3	4	2	2		11
Most consecutive points won	2	3	3	3		3	4	2	6	4		6
Greatest deficit overcome	-	-	-	-		-	-	-	2	1		2
Handedness/Grip	Left/						/					

Game/Match Statistics	Game					Match
	1	2	3	4	5	
Longest rally (strokes)	13	7	12	11		13
Average rally	5	4	5	6		5

Game Progress

1	LUNDBAECK Ingela (SWE)	0	*0	2	*3	4	*4	4	*6	7	7	
	JUNG Young-A (KOR)	*0	2	*2	3	*4	6	*8	8	*9	11	
2	LUNDBAECK Ingela (SWE)	*0	2	*3	5	*5	7	*8	9	*10	10	11
	JUNG Young-A (KOR)	0	*0	1	*1	3	*3	4	*5	6	*8	8
3	LUNDBAECK Ingela (SWE)	0	*1	3	*3	4	*5	5	*5	6	6	
	JUNG Young-A (KOR)	*0	1	*1	3	*4	5	*7	9	*10	11	
4	LUNDBAECK Ingela (SWE)	0	1	*2	2	*3	5	*5	7	*7	7	
	JUNG Young-A (KOR)	0	*1	2	*4	5	*5	7	*7	9	11	

Note:

The "Greatest deficit overcome" only applies when the player ends up winning the game.

Legend:

* Server

No. Number



Detailed Team Match Results

Resultados detalhados da partida por equipe

Serbia (SRB) 0 - 2 People's Republic of China (CHN)

Team Match No : 16 Table : 1 Umpires : RAGAB Elsayed (EGY) MEIER Michael (USA)

Match 1			Match	Game 1	Game 2	Game 3	Game 4	Game 5
	PERIC-RANKOVIC / MATIC N	SRB	0	9	2	9		
	ZHANG B / GU G	CHN	3	11	11	11		
Duration			22min	7min	4min	7min		

Match 2			Match	Game 1	Game 2	Game 3	Game 4	Game 5
A	PERIC-RANKOVIC Borislava	SRB	0	9	6	7		
X	ZHANG Bian	CHN	3	11	11	11		
Duration			23min	6min	6min	6min		

Duration of Team Match	51min
------------------------	-------

Player Statistics	Serbia (SRB)				People's Republic of China (CHN)			
	Match			Team Match	Match			Team Match
	1	2	3		1	2	3	
Points won	20	21		41	33	33		66
Biggest lead	3	2		3	9	6		9
Points won on own serve	13	10		23	19	16		35
Points lost on own serve	14	17		31	7	11		18
Most consecutive points won	3	4		4	7	6		7
Greatest deficit overcome	-	-		-	3	2		3

Match/Team Match Statistics	Match			Team Match
	1	2	3	
Longest rally (strokes)	20	23		23
Average rally	6	8		7

Note:

The "Greatest deficit overcome" only applies when the player/pair ends up winning the game.

Legend:

No. Number



Detailed Team Match Results

Resultados detalhados da partida por equipe

Serbia (SRB) **0 - 2** People's Republic of China (CHN)

Match 1: PERIC-RANKOVIC Borislava (SRB) **0-3** ZHANG Bian (CHN)
 MATIC Nada GU Gai

Match Summary		Match	Game 1	Game 2	Game 3	Game 4	Game 5
PERIC-RANKOVIC Borislava / MATIC N	SRB	0	9	2	9		
ZHANG Bian / GU G	CHN	3	11	11	11		
Duration		22min	7min	4min	7min		

Team Match No : 16 Table : 1 Umpires : RAGAB Elsayed (EGY) MEIER Michael (USA)

Player Statistics	PERIC-RANKOVIC B / MATIC N (SRB)						ZHANG B / GU G (CHN)					
	Game					Match	Game					Match
	1	2	3	4	5		1	2	3	4	5	
Points won	9	2	9			20	11	11	11			33
Biggest lead	3	-	-			3	2	9	3			9
Points won on own serve	5	2	6			13	6	6	7			19
Points lost on own serve	5	5	4			14	4	0	3			7
Most consecutive points won	2	2	3			3	5	7	3			7
Greatest deficit overcome	-	-	-			-	3	-	-			3
Handedness/Grip	Right/ - Right/						Right/ - Right/					

Game/Match Statistics	Game					Match
	1	2	3	4	5	
Longest rally (strokes)	14	8	20			20
Average rally	6	4	7			6

Game Progress

1	PERIC-RANKOVIC B / MATIC N (SRB)	0	*-1	2	*-3	5	*-6	7	*-8	8	*-8	9
	ZHANG B / GU G (CHN)	*-0	1	*-2	3	*-3	4	*-5	6	*-8	10	11
2	PERIC-RANKOVIC B / MATIC N (SRB)	*-0	0	*-0	2	*-2	2	*-2	2			
	ZHANG B / GU G (CHN)	0	*-2	4	*-4	6	*-8	10	11			
3	PERIC-RANKOVIC B / MATIC N (SRB)	0	*-0	2	*-2	3	*-5	5	*-6	8	*-8	9
	ZHANG B / GU G (CHN)	*-0	2	*-2	4	*-5	5	*-7	8	*-8	10	11

Note:

The "Greatest deficit overcome" only applies when the pair ends up winning the game.

Legend:

*- First player of pair is server *- Second player of pair is server No. Number



Detailed Team Match Results

Resultados detalhados da partida por equipe

Serbia (SRB) **0 - 2** People's Republic of China (CHN)

Match 2: PERIC-RANKOVIC Borislava (SRB) **0-3** ZHANG Bian (CHN)

Match Summary		Match	Game 1	Game 2	Game 3	Game 4	Game 5
PERIC-RANKOVIC Borislava	SRB	0	9	6	7		
ZHANG Bian	CHN	3	11	11	11		
Duration		23min	6min	6min	6min		

Team Match No : 16 Table : 1 Umpires : RAGAB Elsayed (EGY) MEIER Michael (USA)

Player Statistics	PERIC-RANKOVIC Borislava (SRB)						ZHANG Bian (CHN)					
	Game					Match	Game					Match
	1	2	3	4	5		1	2	3	4	5	
Points won	9	6	6			21	11	11	11			33
Biggest lead	2	-	2			2	5	6	5			6
Points won on own serve	3	4	3			10	4	6	6			16
Points lost on own serve	7	5	5			17	6	2	3			11
Most consecutive points won	4	2	2			4	4	5	6			6
Greatest deficit overcome	-	-	-			-	2	-	2			2
Handedness/Grip	Right/						Right/					

Game/Match Statistics	Game					Match
	1	2	3	4	5	
Longest rally (strokes)	17	21	23			23
Average rally	6	9	9			8

Game Progress

1	PERIC-RANKOVIC Borislava (SRB)	0	*2	2	*2	3	*4	4	*5	6	*8	9
	ZHANG Bian (CHN)	*0	0	*2	4	*5	6	*8	9	*10	10	11
2	PERIC-RANKOVIC Borislava (SRB)	*0	0	*1	1	*1	3	*3	5	*6		6
	ZHANG Bian (CHN)	0	*2	3	*5	7	*7	9	*9	10		11
3	PERIC-RANKOVIC Borislava (SRB)	0	*2	2	*2	2	*3	5	*5	6		7
	ZHANG Bian (CHN)	0	0	*2	4	*6	7	*7	9	*10		11

Note:

The "Greatest deficit overcome" only applies when the player ends up winning the game.

Legend:

* Server

No. Number



Player Statistics
Estatísticas dos atletas

As of SAT 17 SEP 2016

Players	NPC	Matches				Games				Match Duration			
		Played	Won	Lost	%Won	Played	Won	Lost	%Won	All	Average		
ABUAWAD Khetam Right Cl5	JOR	1	1	0	100%	4	3	1	75%	28min	28min		
		Points Won				Points Lost							
		Total	Own Serve: 22			Most Consecutive: 11			Total	Own Serve: 9			Most Consecutive: 3
		40	Opp. Serve: 18			GDO: 1			23	Opp. Serve: 14			GLL: 1
AHLQUIST Anna-Carin Right Cl3	SWE	Matches				Games				Match Duration			
		Played	Won	Lost	%Won	Played	Won	Lost	%Won	All	Average		
		3	3	0	100%	10	9	1	90%	1h5min	22min		
		Points Won				Points Lost							
Total	Own Serve: 56			Most Consecutive: 9			Total	Own Serve: 29			Most Consecutive: 5		
105	Opp. Serve: 49			GDO: 4			64	Opp. Serve: 35			GLL: 0		
ALTINTAS Nergis Right Cl4	TUR	Matches				Games				Match Duration			
		Played	Won	Lost	%Won	Played	Won	Lost	%Won	All	Average		
		1	0	1	0%	3	0	3	0%	20min	20min		
		Points Won				Points Lost							
Total	Own Serve: 14			Most Consecutive: 5			Total	Own Serve: 13			Most Consecutive: 4		
23	Opp. Serve: 9			GDO: 0			32	Opp. Serve: 19			GLL: 2		
BARGOUTHY Maha Left Cl1	JOR	Matches				Games				Match Duration			
		Played	Won	Lost	%Won	Played	Won	Lost	%Won	All	Average		
		1	0	1	0%	3	0	3	0%	15min	15min		
		Points Won				Points Lost							
Total	Own Serve: 9			Most Consecutive: 3			Total	Own Serve: 14			Most Consecutive: 7		
16	Opp. Serve: 7			GDO: 0			33	Opp. Serve: 19			GLL: 1		
DUMAN Hatice Right Cl3	TUR	Matches				Games				Match Duration			
		Played	Won	Lost	%Won	Played	Won	Lost	%Won	All	Average		
		1	1	0	100%	4	3	1	75%	24min	24min		
		Points Won				Points Lost							
Total	Own Serve: 20			Most Consecutive: 6			Total	Own Serve: 15			Most Consecutive: 4		
39	Opp. Serve: 19			GDO: 3			32	Opp. Serve: 17			GLL: 0		
JUNG Young-A Cl5	KOR	Matches				Games				Match Duration			
		Played	Won	Lost	%Won	Played	Won	Lost	%Won	All	Average		
		3	2	1	67%	10	6	4	60%	1h8min	23min		
		Points Won				Points Lost							
Total	Own Serve: 57			Most Consecutive: 6			Total	Own Serve: 35			Most Consecutive: 5		
96	Opp. Serve: 39			GDO: 2			87	Opp. Serve: 52			GLL: 3		
KANG Oejeong Cl4	KOR	Matches				Games				Match Duration			
		Played	Won	Lost	%Won	Played	Won	Lost	%Won	All	Average		
		1	0	1	0%	4	1	3	25%	27min	27min		
		Points Won				Points Lost							
Total	Own Serve: 14			Most Consecutive: 5			Total	Own Serve: 21			Most Consecutive: 4		
31	Opp. Serve: 17			GDO: 0			40	Opp. Serve: 19			GLL: 4		



Player Statistics
Estatísticas dos atletas

As of SAT 17 SEP 2016

Players	NPC	Matches				Games				Match Duration	
		Played	Won	Lost	%Won	Played	Won	Lost	%Won	All	Average
LU Pi-Chun	TPE	1	0	1	0%	4	1	3	25%	23min	23min
Right		Points Won				Points Lost					
Cl4		Total	Own Serve:	12	Most Consecutive:	3	Total	Own Serve:	19	Most Consecutive:	7
		21	Opp. Serve:	9	GDO:	0	40	Opp. Serve:	21	GLL:	0
LUNDBAECK Ingela	SWE	Matches				Games				Match Duration	
Left		Played	Won	Lost	%Won	Played	Won	Lost	%Won	All	Average
Cl5		3	0	3	0%	11	2	9	18%	1h24min	28min
		Points Won				Points Lost					
		Total	Own Serve:	53	Most Consecutive:	8	Total	Own Serve:	55	Most Consecutive:	8
		96	Opp. Serve:	43	GDO:	0	120	Opp. Serve:	65	GLL:	4
MATIC Nada	SRB	Matches				Games				Match Duration	
Right		Played	Won	Lost	%Won	Played	Won	Lost	%Won	All	Average
Cl4		1	1	0	100%	3	3	0	100%	26min	26min
		Points Won				Points Lost					
		Total	Own Serve:	20	Most Consecutive:	8	Total	Own Serve:	12	Most Consecutive:	5
		36	Opp. Serve:	16	GDO:	4	28	Opp. Serve:	16	GLL:	0
OLIVEIRA Joyce	BRA	Matches				Games				Match Duration	
Right		Played	Won	Lost	%Won	Played	Won	Lost	%Won	All	Average
Cl4		1	0	1	0%	3	0	3	0%	20min	20min
		Points Won				Points Lost					
		Total	Own Serve:	15	Most Consecutive:	3	Total	Own Serve:	14	Most Consecutive:	5
		23	Opp. Serve:	8	GDO:	0	34	Opp. Serve:	20	GLL:	2
PAREDES ALBOR Maria	MEX	Matches				Games				Match Duration	
Right		Played	Won	Lost	%Won	Played	Won	Lost	%Won	All	Average
Cl5		2	0	2	0%	7	1	6	14%	44min	22min
		Points Won				Points Lost					
		Total	Own Serve:	21	Most Consecutive:	3	Total	Own Serve:	32	Most Consecutive:	11
		32	Opp. Serve:	11	GDO:	1	73	Opp. Serve:	41	GLL:	2
PERIC-RANKOVIC B	SRB	Matches				Games				Match Duration	
Right		Played	Won	Lost	%Won	Played	Won	Lost	%Won	All	Average
Cl4		3	1	2	33%	10	3	7	30%	1h8min	23min
		Points Won				Points Lost					
		Total	Own Serve:	45	Most Consecutive:	7	Total	Own Serve:	40	Most Consecutive:	6
		85	Opp. Serve:	40	GDO:	0	86	Opp. Serve:	46	GLL:	3
SIGALA LOPEZ ME	MEX	Matches				Games				Match Duration	
Right		Played	Won	Lost	%Won	Played	Won	Lost	%Won	All	Average
Cl3		2	2	0	100%	7	6	1	86%	43min	22min
		Points Won				Points Lost					
		Total	Own Serve:	39	Most Consecutive:	7	Total	Own Serve:	27	Most Consecutive:	8
		77	Opp. Serve:	38	GDO:	1	53	Opp. Serve:	26	GLL:	0



Player Statistics
Estatísticas dos atletas

As of SAT 17 SEP 2016

Players	NPC	Matches				Games				Match Duration	
		Played	Won	Lost	%Won	Played	Won	Lost	%Won	All	Average
TABIB Caroline Odaia	ISR	1	0	1	0%	4	1	3	25%	24min	24min
Right		Points Won						Points Lost			
Cl5		Total	Own Serve: 17		Most Consecutive: 4		Total	Own Serve: 19		Most Consecutive: 6	
		32	Opp. Serve: 15		GDO: 0		39	Opp. Serve: 20		GLL: 3	
ZHANG Bian	CHN	Matches				Games				Match Duration	
Right		Played	Won	Lost	%Won	Played	Won	Lost	%Won	All	Average
Cl5		3	3	0	100%	9	9	0	100%	1h1min	20min
		Points Won						Points Lost			
		Total	Own Serve: 52		Most Consecutive: 6		Total	Own Serve: 30		Most Consecutive: 5	
		98	Opp. Serve: 46		GDO: 3		66	Opp. Serve: 36		GLL: 0	

Note:
The "Greatest deficit overcome" only applies when the player ends up winning the game and "Greatest lead lost" only when losing.

Legend:
GDO Greatest deficit overcome **GLL** Greatest lead lost **Opp.** Opponent's



Tournament Statistics

Estatísticas do torneio

As of SAT 17 SEP 2016

Statistics	Round 1	Quarterfinals	Semifinals	Finals	Total
Team Matches					
Total	2	4	2	2	10
Game Margin: 2:0	1 50%	3 75%	1 50%	1 50%	6 60%
2:1	1 50%	1 25%	1 50%	1 50%	4 40%
Invalid Results Mark					
Duration: Total	2h24min	3h49min	2h20min	2h24min	10h57min
Longest	1h36min	1h16min	1h28min	1h33min	1h36min
Shortest	48min	45min	52min	51min	45min
Average	1h12min	57min	1h10min	1h12min	1h6min
Matches					
Total	5	9	5	5	24
Game Margin: 3:0	2 40%	6 67%	3 60%	3 60%	14 58%
3:1	2 40%	3 33%	2 40%	2 40%	9 38%
3:2	1 20%				1 4%
Invalid Results Mark					
Duration: Total	2h9min	3h26min	2h0min	2h4min	9h39min
Longest	43min	33min	28min	30min	43min
Shortest	15min	16min	18min	22min	15min
Average	26min	23min	24min	25min	24min
Games					
Total	19	30	17	17	83
Point Margin: 11					
10	1 5%				1 1%
9		3 10%	1 6%	1 6%	5 6%
8	2 11%	1 3%	1 6%		4 5%
7	3 16%	7 23%	1 6%		11 13%
6	2 11%	4 13%	1 6%	1 6%	8 10%
5	3 16%	2 7%	2 12%	3 18%	10 12%
4	5 26%	4 13%	2 12%	5 29%	16 19%
3		2 7%	5 29%	3 18%	10 12%
2	3 16%	7 23%	4 24%	4 24%	18 22%
Invalid Results Mark					
Duration: Total	1h51min	2h50min	1h46min	1h43min	8h10min
Longest	10min	9min	8min	7min	10min
Shortest	3min	4min	5min	4min	3min
Average	6min	6min	6min	6min	6min
Points					
Total	322	522	313	307	1464
Per game	16.95	17.40	18.41	18.06	17.64
Most consecutive won	11	10	11	7	11
Greatest deficit overcome	3	4	4	4	4
Longest rally	21	69	22	26	69
Average rally	5	6	6	6	6

Note:

The "Greatest deficit overcome" only applies when the player/pair ends up winning the game.



Entry List by Event

As of MON 12 SEP 2016

NPC	Name	Date of Birth
AUS - Australia	McDONNELL Andrea TAPPER Melissa	17 JUL 1960 1 MAR 1990
BRA - Brazil	COSTA ALEXANDRE Bruna MARQUES PARINOS Jennyfer RAUEN Danielle	29 MAR 1995 22 FEB 1996 18 DEC 1997
CHN - People's Republic of China	LEI Lina XIONG Guiyan YANG Qian	19 FEB 1988 6 MAR 1976 17 JUN 1996
CRO - Croatia	LUCIC Mirjana PAOVIC Sandra	9 DEC 1976 15 APR 1983
FRA - France	BARNEOUD Anne KAMKASOMPHOU Thu	31 OCT 1983 12 OCT 1968
GER - Germany	GREBE Stephanie KRAMM Lena WOLF Juliane	24 SEP 1987 10 JUL 1997 26 FEB 1988
KOR - Republic of Korea	KIM Seong-Ok LEE Kunwoo	27 MAR 1967 3 SEP 1969
POL - Poland	MARSZAL Katarzyna PARTYKA Natalia PEK Karolina	18 JUN 1985 27 JUL 1989 8 FEB 1998
TUR - Turkey	ERTIS Umran KAVAS Neslihan KORKUT Kubra	13 APR 1996 29 AUG 1987 20 JAN 1994
UKR - Ukraine	KHODZYNSKA Antonina LYTOVCHENKO Maryna	1 AUG 1983 26 MAY 1991



Detailed Team Match Results

Resultados detalhados da partida por equipe

France (FRA) 2 - 0 Republic of Korea (KOR)

Team Match No : 4 Table : 4 Umpires : SEMENOVA Elena (RUS) KOH Christabel (SIN)

Match 1		Match	Game 1	Game 2	Game 3	Game 4	Game 5
	KAMKASOMPHOU T / BARNEOUD A	FRA	3	12	11	11	10
	LEE K / KIM SO	KOR	2	10	13	1	12
Duration		39min	6min	8min	4min	7min	8min

Match 2		Match	Game 1	Game 2	Game 3	Game 4	Game 5
A	KAMKASOMPHOU Thu	FRA	3	11	11	11	
X	LEE Kunwoo	KOR	0	3	3	4	
Duration		11min	3min	4min	3min		

Duration of Team Match	58min
------------------------	--------------

Player Statistics	France (FRA)			Team Match	Republic of Korea (KOR)			Team Match
	Match				Match			
	1	2	3		1	2	3	
Points won	56	33		89	46	10		56
Biggest lead	10	8		10	3	-		3
Points won on own serve	30	17		47	25	6		31
Points lost on own serve	21	4		25	26	16		42
Most consecutive points won	6	7		7	5	3		5
Greatest deficit overcome	3	-		3	4	-		4

Match/Team Match Statistics	Match			Team Match
	1	2	3	
Longest rally (strokes)	18	10		18
Average rally	4	3		4

Note:
 The "Greatest deficit overcome" only applies when the player/pair ends up winning the game.

Legend:
 No. Number



Detailed Team Match Results

Resultados detalhados da partida por equipe

France (FRA) 2 - 0 Republic of Korea (KOR)

Match 1: **KAMKASOMPHOU Thu (FRA)** 3-2 **LEE Kunwoo (KOR)**
BARNEOUD Anne KIM Seong-Ok

Match Summary		Match	Game 1	Game 2	Game 3	Game 4	Game 5
KAMKASOMPHOU Thu / BARNEOUD A	FRA	3	12	11	11	10	12
LEE Kunwoo / KIM SO	KOR	2	10	13	1	12	10
	Duration	39min	6min	8min	4min	7min	8min

Team Match No : 4 Table : 4 Umpires : SEMENOVA Elena (RUS) KOH Christabel (SIN)

Player Statistics	KAMKASOMPHOU T / BARNEOUD A (FRA)						LEE K / KIM SO (KOR)					
	Game					Match	Game					Match
	1	2	3	4	5		1	2	3	4	5	
Points won	12	11	11	10	12	56	10	13	1	12	10	46
Biggest lead	2	4	10	3	2	10	3	2	-	2	3	3
Points won on own serve	8	7	6	3	6	30	7	8	1	4	5	25
Points lost on own serve	3	5	0	8	5	21	4	4	5	7	6	26
Most consecutive points won	5	4	6	3	4	6	4	5	1	4	3	5
Greatest deficit overcome	3	-	-	-	3	3	-	4	-	3	-	4
Handedness/Grip	Right/ - Left/						/ - /					

Game/Match Statistics	Game					Match
	1	2	3	4	5	
Longest rally (strokes)	8	18	5	5	12	18
Average rally	4	5	3	3	4	4

Game Progress

1	KAMKASOMPHOU T / BARNEOUD A (FRA)	-*0	2	*-3	4	-*4	6	*-6	7	-*7	8	*-10	11	12		
	LEE K / KIM SO (KOR)	0	*-0	1	-*2	4	*-4	6	-*7	9	*-10	10	-*10	10		
2	KAMKASOMPHOU T / BARNEOUD A (FRA)	0	-*2	4	*-4	6	-*6	7	*-9	10	-*10	10	*-10	11	-*11	11
	LEE K / KIM SO (KOR)	*-0	0	-*0	2	*-2	4	-*5	5	*-6	8	-*10	11	*-11	12	13
3	KAMKASOMPHOU T / BARNEOUD A (FRA)	-*0	2	*-4	6	-*7	9	11								
	LEE K / KIM SO (KOR)	0	*-0	0	-*0	1	*-1	1								
4	KAMKASOMPHOU T / BARNEOUD A (FRA)	0	-*1	2	*-3	3	-*5	6	*-8	9	-*10	10	*-10	10		
	LEE K / KIM SO (KOR)	*-0	1	-*2	3	*-5	5	-*6	6	*-7	8	-*10	11	12		
5	KAMKASOMPHOU T / BARNEOUD A (FRA)	*-0	0	-*1	3	*-4	5	-*6	7	*-8	9	-*10	11	12		
	LEE K / KIM SO (KOR)	0	-*2	3	*-3	4	-*5	6	*-7	8	-*9	10	*-10	10		

Note:

The "Greatest deficit overcome" only applies when the pair ends up winning the game.

Legend:

- First player of pair is server - Second player of pair is server No. Number



Detailed Team Match Results

Resultados detalhados da partida por equipe

France (FRA) 2 - 0 Republic of Korea (KOR)

Match 2: KAMKASOMPHOU Thu (FRA) 3-0 LEE Kunwoo (KOR)

Match Summary		Match	Game 1	Game 2	Game 3	Game 4	Game 5
KAMKASOMPHOU Thu	FRA	3	11	11	11		
LEE Kunwoo	KOR	0	3	3	4		
Duration		11min	3min	4min	3min		

Team Match No : 4 Table : 4 Umpires : SEMENOVA Elena (RUS) KOH Christabel (SIN)

Player Statistics	KAMKASOMPHOU Thu (FRA)						LEE Kunwoo (KOR)					
	Game					Match	Game					Match
	1	2	3	4	5		1	2	3	4	5	
Points won	11	11	11			33	3	3	4			10
Biggest lead	8	8	8			8	-	-	-			-
Points won on own serve	6	6	5			17	3	1	2			6
Points lost on own serve	0	2	2			4	5	5	6			16
Most consecutive points won	4	7	5			7	2	2	3			3
Greatest deficit overcome	-	-	-			-	-	-	-			-
Handedness/Grip	Right/						/					

Game/Match Statistics	Game					Match
	1	2	3	4	5	
Longest rally (strokes)	3	10	7			10
Average rally	2	4	3			3

Game Progress

1	KAMKASOMPHOU Thu (FRA)	0	*2	4	*4	6	*7	9	11	
	LEE Kunwoo (KOR)	*0	0	*0	2	*2	3	*3	3	
2	KAMKASOMPHOU Thu (FRA)	*0	1	*3	5	*7	8	*9	11	
	LEE Kunwoo (KOR)	0	*1	1	*1	1	*2	3	3	
3	KAMKASOMPHOU Thu (FRA)	0	*2	4	*5	7	*9	9	*10	11
	LEE Kunwoo (KOR)	*0	0	*0	1	*1	1	*3	4	4

Note:

The "Greatest deficit overcome" only applies when the player ends up winning the game.

Legend:

* Server

No. Number



Detailed Team Match Results

Resultados detalhados da partida por equipe

Ukraine (UKR) 0 - 2 Croatia (CRO)

Team Match No : 7 Table : 2 Umpires : VARENGOT Yannick (FRA) RAGAB Elsayed (EGY)

Match 1		Match	Game 1	Game 2	Game 3	Game 4	Game 5
	KHODZYNSKA A / LYTOVCHENKO M	UKR	1	10	10	11	10
	LUCIC M / PAOVIC S	CRO	3	12	12	8	12
Duration		33min	6min	7min	6min	8min	

Match 2		Match	Game 1	Game 2	Game 3	Game 4	Game 5
A	KHODZYNSKA Antonina	UKR	2	4	13	2	11
X	LUCIC Mirjana	CRO	3	11	11	11	9
Duration		32min	5min	7min	4min	7min	5min

Duration of Team Match	1h8min
------------------------	--------

Player Statistics	Ukraine (UKR)			Team Match	Croatia (CRO)			Team Match
	Match				Match			
	1	2	3		1	2	3	
Points won	41	33		74	44	53		97
Biggest lead	3	5		5	3	9		9
Points won on own serve	19	17		36	21	25		46
Points lost on own serve	23	28		51	22	16		38
Most consecutive points won	6	6		6	5	10		10
Greatest deficit overcome	1	4		4	3	1		3

Match/Team Match Statistics	Match			Team Match
	1	2	3	
Longest rally (strokes)	9	15		15
Average rally	4	5		5

Note:
The "Greatest deficit overcome" only applies when the player/pair ends up winning the game.

Legend:
No. Number



Detailed Team Match Results

Resultados detalhados da partida por equipe

Ukraine (UKR) **0 - 2** Croatia (CRO)

Match 1: KHODZYNSKA Antonina (UKR) **1-3** LUCIC Mirjana (CRO)
LYTOVCHENKO Maryna **PAOVIC Sandra**

Match Summary		Match	Game 1	Game 2	Game 3	Game 4	Game 5
KHODZYNSKA Antonina / LYTOVCHENKO M	UKR	1	10	10	11	10	
LUCIC Mirjana / PAOVIC S	CRO	3	12	12	8	12	
Duration		33min	6min	7min	6min	8min	

Team Match No : 7 Table : 2 Umpires : VARENGOT Yannick (FRA) RAGAB Elsayed (EGY)

Player Statistics	KHODZYNSKA A / LYTOVCHENKO M (UKR)						LUCIC M / PAOVIC S (CRO)					
	Game					Match	Game					Match
	1	2	3	4	5		1	2	3	4	5	
Points won	10	10	11	10		41	12	12	8	12		44
Biggest lead	3	3	3	3		3	3	2	1	3		3
Points won on own serve	5	5	5	4		19	6	6	4	5		21
Points lost on own serve	6	6	4	7		23	5	5	6	6		22
Most consecutive points won	4	4	4	6		6	4	5	2	5		5
Greatest deficit overcome	-	-	1	-		1	3	3	-	3		3
Handedness/Grip	Right/ - Left/						Right/ - Right/					

Game/Match Statistics	Game					Match
	1	2	3	4	5	
Longest rally (strokes)	6	8	9	9		9
Average rally	4	4	4	5		4

Game Progress

1	KHODZYNSKA A / LYTOVCHENKO M (UKR)	0	*-0	1	*-3	4	*-6	7	*-7	8	*-9	10	*-10	10
	LUCIC M / PAOVIC S (CRO)	*-0	2	*-3	3	*-4	4	*-5	7	*-8	9	*-10	11	12
2	KHODZYNSKA A / LYTOVCHENKO M (UKR)	*-0	1	*-3	4	*-5	5	*-5	7	*-7	8	*-10	10	10
	LUCIC M / PAOVIC S (CRO)	0	*-1	1	*-2	3	*-5	7	*-7	9	*-10	10	*-11	12
3	KHODZYNSKA A / LYTOVCHENKO M (UKR)	0	*-1	2	*-4	5	*-5	6	*-7	8	*-10	11		
	LUCIC M / PAOVIC S (CRO)	*-0	1	*-2	2	*-3	5	*-6	7	*-8	8	8		
4	KHODZYNSKA A / LYTOVCHENKO M (UKR)	*-0	1	*-3	3	*-4	4	*-5	7	*-9	10	*-10	10	10
	LUCIC M / PAOVIC S (CRO)	0	*-1	1	*-3	4	*-6	7	*-7	7	*-8	10	*-11	12

Note:

The "Greatest deficit overcome" only applies when the pair ends up winning the game.

Legend:

*- First player of pair is server *- Second player of pair is server No. Number



Detailed Team Match Results

Resultados detalhados da partida por equipe

Ukraine (UKR) **0 - 2** Croatia (CRO)

Match 2: KHODZYNSKA Antonina (UKR) **2-3** LUCIC Mirjana (CRO)

Match Summary		Match	Game 1	Game 2	Game 3	Game 4	Game 5
KHODZYNSKA Antonina	UKR	2	4	13	2	11	4
LUCIC Mirjana	CRO	3	11	11	11	9	11
Duration		32min	5min	7min	4min	7min	5min

Team Match No : 7 Table : 2 Umpires : VARENGOT Yannick (FRA) RAGAB Elsayed (EGY)

Player Statistics	KHODZYNSKA Antonina (UKR)						LUCIC Mirjana (CRO)					
	Game					Match	Game					Match
	1	2	3	4	5		1	2	3	4	5	
Points won	4	13	2	10	4	33	11	11	11	9	11	53
Biggest lead	-	2	1	5	-	5	7	4	9	1	8	9
Points won on own serve	3	5	1	5	3	17	6	4	5	4	6	25
Points lost on own serve	5	7	6	5	5	28	1	8	1	5	1	16
Most consecutive points won	2	4	1	6	2	6	4	4	10	2	8	10
Greatest deficit overcome	-	4	-	1	-	4	-	-	1	-	-	1
Handedness/Grip	Right/						Right/					

Game/Match Statistics	Game					Match
	1	2	3	4	5	
Longest rally (strokes)	10	13	9	15	15	15
Average rally	6	5	5	6	5	5

Game Progress

1	KHODZYNSKA Antonina (UKR)	*0	0	*1	2	*2	3	*3	4	4						
	LUCIC Mirjana (CRO)	0	*2	3	*4	6	*7	9	*10	11						
2	KHODZYNSKA Antonina (UKR)	0	*1	2	*2	2	*3	5	*7	8	*10	10	*11	11	*12	13
	LUCIC Mirjana (CRO)	*0	1	*2	4	*6	7	*7	7	*8	8	*10	10	*11	11	11
3	KHODZYNSKA Antonina (UKR)	*0	1	*2	2	*2	2	*2	2	2						
	LUCIC Mirjana (CRO)	0	*1	2	*4	6	*8	10	11							
4	KHODZYNSKA Antonina (UKR)	0	*1	2	*3	5	*7	8	*9	9	*10	11				
	LUCIC Mirjana (CRO)	0	1	*2	3	*3	3	*4	5	*7	8	9				
5	KHODZYNSKA Antonina (UKR)	*0	0	*0	0	*0	1	*2	4	4						
	LUCIC Mirjana (CRO)	0	*2	4	*6	8	*9	10	*10	11						

Note:

The "Greatest deficit overcome" only applies when the player ends up winning the game.

Legend:

* Server No. Number



Detailed Team Match Results

Resultados detalhados da partida por equipe

Croatia (CRO) 0 - 2 People's Republic of China (CHN)

Team Match No : 9 Table : 2 Umpires : WIEKART Ina (NED) SILVA Juvenal (BRA)

Match 1		Match	Game 1	Game 2	Game 3	Game 4	Game 5
	LUCIC M / PAOVIC S	CRO	0	6	4	5	
	YANG Q / LEI L	CHN	3	11	11	11	
		Duration	14min	4min	4min	4min	

Match 2		Match	Game 1	Game 2	Game 3	Game 4	Game 5
A	LUCIC Mirjana	CRO	1	12	11	11	6
X	YANG Qian	CHN	3	14	13	5	11
		Duration	29min	7min	7min	5min	6min

Duration of Team Match	45min
------------------------	-------

Player Statistics	Croatia (CRO)			Team Match	People's Republic of China (CHN)			Team Match
	Match				Match			
	1	2	3		1	2	3	
Points won	15	39		54	33	43		76
Biggest lead	1	6		6	7	5		7
Points won on own serve	5	20		25	14	23		37
Points lost on own serve	19	20		39	10	19		29
Most consecutive points won	2	5		5	4	6		6
Greatest deficit overcome	-	-		-	1	3		3

Match/Team Match Statistics	Match			Team Match
	1	2	3	
Longest rally (strokes)	7	12		12
Average rally	3	4		4

Note:
The "Greatest deficit overcome" only applies when the player/pair ends up winning the game.

Legend:
No. Number



Detailed Team Match Results

Resultados detalhados da partida por equipe

Croatia (CRO) 0 - 2 People's Republic of China (CHN)

Match 1: LUCIC Mirjana (CRO) **0-3** YANG Qian (CHN)
 PAOVIC Sandra **LEI Lina**

Match Summary		Match	Game 1	Game 2	Game 3	Game 4	Game 5
LUCIC Mirjana / PAOVIC S	CRO	0	6	4	5		
YANG Qian / LEI L	CHN	3	11	11	11		
Duration		14min	4min	4min	4min		

Team Match No : 9 Table : 2 Umpires : WIEKART Ina (NED) SILVA Juvenal (BRA)

Player Statistics	LUCIC M / PAOVIC S (CRO)						YANG Q / LEI L (CHN)					
	Game					Match	Game					Match
	1	2	3	4	5		1	2	3	4	5	
Points won	6	4	5			15	11	11	11			33
Biggest lead	-	-	1			1	6	7	6			7
Points won on own serve	0	2	3			5	2	6	6			14
Points lost on own serve	9	5	5			19	6	2	2			10
Most consecutive points won	2	1	2			2	3	4	4			4
Greatest deficit overcome	-	-	-			-	-	-	1			1
Handedness/Grip	Right/ - Right/						Right/ - Left/					

Game/Match Statistics	Game					Match
	1	2	3	4	5	
Longest rally (strokes)	5	5	7			7
Average rally	3	3	4			3

Game Progress

1	LUCIC M / PAOVIC S (CRO)	-*0	0	*-1	1	-*2	2	*-4	4	-*6	6
	YANG Q / LEI L (CHN)	0	-*2	3	*-5	6	-*8	8	*-10	10	11
2	LUCIC M / PAOVIC S (CRO)	0	-*0	1	*-1	2	-*3	3	*-4	4	
	YANG Q / LEI L (CHN)	-*0	2	*-3	5	-*6	7	*-9	10	11	
3	LUCIC M / PAOVIC S (CRO)	-*0	1	*-2	3	-*3	4	*-5	5	5	
	YANG Q / LEI L (CHN)	0	-*1	2	*-3	5	-*6	7	*-9	11	

Note:

The "Greatest deficit overcome" only applies when the pair ends up winning the game.

Legend:

- First player of pair is server - Second player of pair is server No. Number



Detailed Team Match Results

Resultados detalhados da partida por equipe

Croatia (CRO) **0 - 2** People's Republic of China (CHN)

Match 2: LUCIC Mirjana (CRO) **1-3** YANG Qian (CHN)

Match Summary		Match	Game 1	Game 2	Game 3	Game 4	Game 5
LUCIC Mirjana	CRO	1	12	11	11	6	
YANG Qian	CHN	3	14	13	5	11	
Duration		29min	7min	7min	5min	6min	

Team Match No : 9 Table : 2 Umpires : WIEKART Ina (NED) SILVA Juvenal (BRA)

Player Statistics	LUCIC Mirjana (CRO)						YANG Qian (CHN)					
	Game					Match	Game					Match
	1	2	3	4	5		1	2	3	4	5	
Points won	12	11	10	6		39	14	13	5	11		43
Biggest lead	1	2	6	3		6	4	2	-	5		5
Points won on own serve	9	4	4	3		20	10	5	2	6		23
Points lost on own serve	4	8	3	5		20	3	7	6	3		19
Most consecutive points won	5	3	4	3		5	3	4	2	6		6
Greatest deficit overcome	-	-	-	-		-	1	2	-	3		3
Handedness/Grip	Right/						Right/					

Game/Match Statistics	Game					Match
	1	2	3	4	5	
Longest rally (strokes)	8	9	10	12		12
Average rally	4	4	5	5		4

Game Progress

1	LUCIC Mirjana (CRO)	*0	1	*1	2	*3	5	*5	6	*6	8	*10	11	*11	12	*12	12	12
	YANG Qian (CHN)	0	*1	3	*4	5	*5	7	*8	10	*10	10	*10	11	*11	12	*13	14
2	LUCIC Mirjana (CRO)	0	*2	2	*4	4	*5	6	*8	8	*8	10	*10	11	*11	11		11
	YANG Qian (CHN)	*0	0	*2	2	*4	5	*6	6	*8	10	*10	11	*11	12		13	
3	LUCIC Mirjana (CRO)	0	2	*3	4	*6	7	*9	10	11								
	YANG Qian (CHN)	0	*0	1	*2	2	*3	3	*4	5								
4	LUCIC Mirjana (CRO)	0	*2	3	*4	5	*5	6	*6	6								6
	YANG Qian (CHN)	*0	0	*1	2	*3	5	*6	8	*10	11							

Note:

The "Greatest deficit overcome" only applies when the player ends up winning the game.

Legend:

* Server

No. Number



Detailed Team Match Results

Resultados detalhados da partida por equipe

Turkey (TUR) 0 - 2 Australia (AUS)

Team Match No : 10 Table : 4 Umpires : WONG Jeffrey (CAN) DUBEY Atul (IND)

Match 1		Match	Game 1	Game 2	Game 3	Game 4	Game 5
	ERTIS U / KAVAS N	TUR	2	9	12	7	11
	TAPPER M / McDONNELL A	AUS	3	11	10	11	9
Duration		30min	5min	5min	4min	5min	4min

Match 2		Match	Game 1	Game 2	Game 3	Game 4	Game 5
A	ERTIS Umrn	TUR	1	6	4	11	6
X	TAPPER Melissa	AUS	3	11	11	5	11
Duration		20min	4min	4min	4min	4min	4min

Duration of Team Match	54min
------------------------	-------

Player Statistics	Turkey (TUR)			Team Match	Australia (AUS)			Team Match
	Match				Match			
	1	2	3		1	2	3	
Points won	44	27		71	52	38		90
Biggest lead	4	6		6	6	7		7
Points won on own serve	22	13		35	27	18		45
Points lost on own serve	25	20		45	22	14		36
Most consecutive points won	4	4		4	5	7		7
Greatest deficit overcome	3	-		3	2	1		2

Match/Team Match Statistics	Match			Team Match
	1	2	3	
Longest rally (strokes)	10	15		15
Average rally	4	5		5

Note:

The "Greatest deficit overcome" only applies when the player/pair ends up winning the game.

Legend:

No. Number



Detailed Team Match Results

Resultados detalhados da partida por equipe

Turkey (TUR) 0 - 2 Australia (AUS)

Match 1: ERTIS Umran (TUR) 2-3 TAPPER Melissa (AUS)
KAVAS Neslihan McDONNELL Andrea

Match Summary		Match	Game 1	Game 2	Game 3	Game 4	Game 5
ERTIS Umran / KAVAS N	TUR	2	9	12	7	11	6
TAPPER Melissa / McDONNELL A	AUS	3	11	10	11	9	11
	Duration	30min	5min	5min	4min	5min	4min

Team Match No : 10 Table : 4 Umpires : WONG Jeffrey (CAN) DUBEY Atul (IND)

Player Statistics	ERTIS U / KAVAS N (TUR)						TAPPER M / McDONNELL A (AUS)					
	Game					Match	Game					Match
	1	2	3	4	5		1	2	3	4	5	
Points won	9	12	6	11	6	44	11	10	11	9	11	52
Biggest lead	1	2	2	4	-	4	2	3	4	1	6	6
Points won on own serve	5	5	4	4	4	22	6	4	7	3	7	27
Points lost on own serve	5	6	4	6	4	25	4	7	2	7	2	22
Most consecutive points won	3	4	3	4	2	4	3	4	4	4	5	5
Greatest deficit overcome	-	3	-	1	-	3	1	-	2	-	-	2
Handedness/Grip	Right/ - Right/						Left/ - Right/					

Game/Match Statistics	Game					Match
	1	2	3	4	5	
Longest rally (strokes)	8	8	9	10	7	10
Average rally	4	4	4	5	4	4

Game Progress

1	ERTIS U / KAVAS N (TUR)	0	*1	2	*2	3	*4	6	*7	8	*9	9		
	TAPPER M / McDONNELL A (AUS)	*0	1	*2	4	*5	6	*6	7	*8	9	11		
2	ERTIS U / KAVAS N (TUR)	*0	1	*2	3	*4	5	*6	6	*7	8	*10	11	12
	TAPPER M / McDONNELL A (AUS)	0	*1	2	*3	4	*5	6	*8	9	*10	10	*10	10
3	ERTIS U / KAVAS N (TUR)	0	*1	2	*4	4	*4	6	*6	7	7			
	TAPPER M / McDONNELL A (AUS)	0	1	*2	2	*4	6	*6	8	*9	11			
4	ERTIS U / KAVAS N (TUR)	*0	1	*3	4	*6	7	*7	7	*8	9	11		
	TAPPER M / McDONNELL A (AUS)	0	*1	1	*2	2	*3	5	*7	8	*9	9		
5	ERTIS U / KAVAS N (TUR)	0	*0	1	*3	3	*3	4	*4	6	6			
	TAPPER M / McDONNELL A (AUS)	*0	2	*3	3	*5	7	*8	10	*10	11			

Note:

The "Greatest deficit overcome" only applies when the pair ends up winning the game.

Legend:

*- First player of pair is server *- Second player of pair is server No. Number



Detailed Team Match Results

Resultados detalhados da partida por equipe

Turkey (TUR) **0 - 2** Australia (AUS)

Match 2: ERTIS Umran (TUR) **1-3** TAPPER Melissa (AUS)

Match Summary		Match	Game 1	Game 2	Game 3	Game 4	Game 5
ERTIS Umran	TUR	1	6	4	11	6	
TAPPER Melissa	AUS	3	11	11	5	11	
Duration		20min	4min	4min	4min	4min	

Team Match No : 10 Table : 4 Umpires : WONG Jeffrey (CAN) DUBEY Atul (IND)

Player Statistics	ERTIS Umran (TUR)						TAPPER Melissa (AUS)					
	Game					Match	Game					Match
	1	2	3	4	5		1	2	3	4	5	
Points won	6	4	11	6		27	11	11	5	11		38
Biggest lead	-	1	6	-		6	6	7	-	5		7
Points won on own serve	3	1	6	3		13	6	4	3	5		18
Points lost on own serve	5	7	2	6		20	3	3	5	3		14
Most consecutive points won	3	2	4	1		4	5	7	2	3		7
Greatest deficit overcome	-	-	-	-		-	-	1	-	-		1
Handedness/Grip	Right/						Left/					

Game/Match Statistics	Game					Match
	1	2	3	4	5	
Longest rally (strokes)	12	15	9	9		15
Average rally	6	5	4	5		5

Game Progress

1	ERTIS Umran (TUR)	0	*0	0	*1	1	*2	4	*5	6	6
	TAPPER Melissa (AUS)	*0	2	*4	5	*7	8	*8	9	*10	11
2	ERTIS Umran (TUR)	*0	1	*2	2	*4	4	*4	4	4	
	TAPPER Melissa (AUS)	0	*1	2	*4	4	*6	8	*10	11	
3	ERTIS Umran (TUR)	0	*2	3	*4	5	*7	9	*9	11	
	TAPPER Melissa (AUS)	*0	0	*1	2	*3	3	*3	5	5	
4	ERTIS Umran (TUR)	*0	0	*1	2	*2	3	*4	5	*6	6
	TAPPER Melissa (AUS)	0	*2	3	*4	6	*7	8	*9	10	11

Note:

The "Greatest deficit overcome" only applies when the player ends up winning the game.

Legend:

* Server

No. Number



Detailed Team Match Results
Resultados detalhados da partida por equipe

Brazil (BRA) 2 - 0 Germany (GER)

Team Match No : 11 Table : 6 Umpires : BOUDJEHEM Abdellah (ALG) de PINTO Pietro (ITA)

Match 1		Match	Game 1	Game 2	Game 3	Game 4	Game 5
	COSTA ALEXANDR / RAUEN D	BRA	3	11	11	11	
	WOLF J / GREBE S	GER	0	4	5	6	
Duration		16min	4min	4min	5min		

Match 2		Match	Game 1	Game 2	Game 3	Game 4	Game 5
A	COSTA ALEXANDRE Bruna	BRA	3	11	11	11	
X	WOLF Juliane	GER	0	5	6	9	
Duration		17min	4min	4min	5min		

Duration of Team Match	35min
------------------------	--------------

Player Statistics	Brazil (BRA)			Team Match	Germany (GER)			Team Match
	Match				Match			
	1	2	3		1	2	3	
Points won	32	33		65	15	20		35
Biggest lead	7	7		7	1	3		3
Points won on own serve	13	17		30	5	10		15
Points lost on own serve	10	10		20	19	16		35
Most consecutive points won	6	6		6	3	3		3
Greatest deficit overcome	1	3		3	-	-		-

Match/Team Match Statistics	Match			Team Match
	1	2	3	
Longest rally (strokes)	8	11		11
Average rally	4	4		4

Note:
The "Greatest deficit overcome" only applies when the player/pair ends up winning the game.

Legend:
No. Number



Detailed Team Match Results

Resultados detalhados da partida por equipe

Brazil (BRA) 2 - 0 Germany (GER)

Match 1: COSTA ALEXANDRE Bruna (BRA) 3-0 WOLF Juliane (GER)
RAUEN Danielle GREBE Stephanie

Match Summary		Match	Game 1	Game 2	Game 3	Game 4	Game 5
COSTA ALEXANDRE Bruna / RAUEN D	BRA	3	11	11	11		
WOLF Juliane / GREBE S	GER	0	4	5	6		
Duration		16min	4min	4min	5min		

Team Match No : 11 Table : 6 Umpires : BOUDJEHEM Abdellah (ALG) de PINTO Pietro (ITA)

Player Statistics	COSTA ALEXANDRE B / RAUEN D (BRA)						WOLF J / GREBE S (GER)					
	Game					Match	Game					Match
	1	2	3	4	5		1	2	3	4	5	
Points won	11	11	10			32	4	5	6			15
Biggest lead	7	6	5			7	1	1	-			1
Points won on own serve	4	5	4			13	1	2	2			5
Points lost on own serve	3	3	4			10	7	6	6			19
Most consecutive points won	4	6	3			6	1	3	1			3
Greatest deficit overcome	1	1	-			1	-	-	-			-
Handedness/Grip	Left/ - Right/						Right/ - Right/					

Game/Match Statistics	Game					Match
	1	2	3	4	5	
Longest rally (strokes)	8	6	6			8
Average rally	4	4	4			4

Game Progress

1	COSTA ALEXANDRE B / RAUEN D (BRA)	0	*-1	2	*-4	5	*-7	8	*-10	11	
	WOLF J / GREBE S (GER)	*-0	1	*-2	2	*-3	3	*-4	4	4	
2	COSTA ALEXANDRE B / RAUEN D (BRA)	*-0	1	*-2	4	*-5	5	*-7	9	11	
	WOLF J / GREBE S (GER)	0	*-1	2	*-2	3	*-5	5	*-5	5	
3	COSTA ALEXANDRE B / RAUEN D (BRA)	0	*-2	3	*-5	6	*-7	8	*-9	11	
	WOLF J / GREBE S (GER)	0	0	*-1	1	*-2	3	*-4	5	*-6	6

Note:

The "Greatest deficit overcome" only applies when the pair ends up winning the game.

Legend:

*- First player of pair is server *- Second player of pair is server No. Number



Detailed Team Match Results

Resultados detalhados da partida por equipe

Brazil (BRA) 2 - 0 Germany (GER)

Match 2: COSTA ALEXANDRE Bruna (BRA) 3-0 WOLF Juliane (GER)

Match Summary		Match	Game 1	Game 2	Game 3	Game 4	Game 5
COSTA ALEXANDRE Bruna	BRA	3	11	11	11		
WOLF Juliane	GER	0	5	6	9		
Duration		17min	4min	4min	5min		

Team Match No : 11 Table : 6 Umpires : BOUDJEHEM Abdellah (ALG) de PINTO Pietro (ITA)

Player Statistics	COSTA ALEXANDRE Bruna (BRA)						WOLF Juliane (GER)					
	Game					Match	Game					Match
	1	2	3	4	5		1	2	3	4	5	
Points won	11	11	11			33	5	6	9			20
Biggest lead	7	5	2			7	1	-	3			3
Points won on own serve	5	6	6			17	2	3	5			10
Points lost on own serve	3	3	4			10	6	5	5			16
Most consecutive points won	6	5	4			6	2	1	3			3
Greatest deficit overcome	1	-	3			3	-	-	-			-
Handedness/Grip	Left/						Right/					

Game/Match Statistics	Game					Match
	1	2	3	4	5	
Longest rally (strokes)	11	9	10			11
Average rally	4	4	5			4

Game Progress

1	COSTA ALEXANDRE Bruna (BRA)	0	*1	2	*4	5	*7	9	*10	11		
	WOLF Juliane (GER)	*0	1	*2	2	*3	3	*3	4	5		
2	COSTA ALEXANDRE Bruna (BRA)	*0	1	*2	3	*4	5	*7	9	*10	11	
	WOLF Juliane (GER)	0	*1	2	*3	4	*5	5	*5	6	6	
3	COSTA ALEXANDRE Bruna (BRA)	0	*0	2	*3	3	*4	5	*7	8	*9	11
	WOLF Juliane (GER)	*0	2	*2	3	*5	6	*7	7	*8	9	9

Note:

The "Greatest deficit overcome" only applies when the player ends up winning the game.

Legend:

* Server No. Number



Detailed Team Match Results

Resultados detalhados da partida por equipe

France (FRA) 1 - 2 Poland (POL)

Team Match No : 12 Table : 8 Umpires : ZAPATA Carlos (ESP) da SILVA Ivam (BRA)

Match 1			Match	Game 1	Game 2	Game 3	Game 4	Game 5
	KAMKASOMPHOU T / BARNEOUD A	FRA	0	2	6	7		
	PARTYKA N / PEK K	POL	3	11	11	11		
Duration			15min	4min	5min	5min		

Match 2			Match	Game 1	Game 2	Game 3	Game 4	Game 5
A	KAMKASOMPHOU Thu	FRA	3	11	11	11		
X	MARSZAL Katarzyna	POL	0	7	6	8		
Duration			16min	5min	5min	5min		

Match 3			Match	Game 1	Game 2	Game 3	Game 4	Game 5
B	BARNEOUD Anne	FRA	0	2	1	4		
Y	PARTYKA Natalia	POL	3	11	11	11		
Duration			14min	4min	3min	5min		

Duration of Team Match	57min
------------------------	--------------

Player Statistics	France (FRA)				Poland (POL)			
	Match			Team Match	Match			Team Match
	1	2	3		1	2	3	
Points won	15	32	6	53	33	21	33	87
Biggest lead	1	5	1	5	9	3	10	10
Points won on own serve	6	17	3	26	14	11	17	42
Points lost on own serve	19	10	16	45	9	15	3	27
Most consecutive points won	2	6	2	6	6	3	10	10
Greatest deficit overcome	-	3	-	3	1	-	1	1

Match/Team Match Statistics	Match			Team Match
	1	2	3	
Longest rally (strokes)	9	9	12	12
Average rally	4	4	4	4

Note:
 The "Greatest deficit overcome" only applies when the player/pair ends up winning the game.

Legend:
 No. Number



Detailed Team Match Results

Resultados detalhados da partida por equipe

France (FRA) **1 - 2** Poland (POL)

Match 1: KAMKASOMPHOU Thu (FRA) **0-3** PARTYKA Natalia (POL)
 BARNEOUD Anne PEK Karolina

Match Summary		Match	Game 1	Game 2	Game 3	Game 4	Game 5
KAMKASOMPHOU Thu / BARNEOUD A	FRA	0	2	6	7		
PARTYKA Natalia / PEK K	POL	3	11	11	11		
Duration		15min	4min	5min	5min		

Team Match No : 12 Table : 8 Umpires : ZAPATA Carlos (ESP) da SILVA Ivam (BRA)

Player Statistics	KAMKASOMPHOU T / BARNEOUD A (FRA)						PARTYKA N / PEK K (POL)					
	Game					Match	Game					Match
	1	2	3	4	5		1	2	3	4	5	
Points won	2	6	7			15	11	11	11			33
Biggest lead	-	1	1			1	9	6	4			9
Points won on own serve	0	4	2			6	4	7	3			14
Points lost on own serve	7	4	8			19	2	2	5			9
Most consecutive points won	1	2	2			2	6	5	4			6
Greatest deficit overcome	-	-	-			-	-	1	1			1
Handedness/Grip	Right/ - Left/						Left/ - Left/					

Game/Match Statistics	Game					Match
	1	2	3	4	5	
Longest rally (strokes)	9	6	9			9
Average rally	4	3	4			4

Game Progress

1	KAMKASOMPHOU T / BARNEOUD A (FRA)	-*0	0	*-0	0	*-1	1	*-2	2		
	PARTYKA N / PEK K (POL)	0	*-2	4	*-6	7	*-9	10	11		
2	KAMKASOMPHOU T / BARNEOUD A (FRA)	0	*-1	1	*-1	2	*-3	4	*-4	6	
	PARTYKA N / PEK K (POL)	*-0	1	*-3	5	*-6	7	*-8	10	*-10	11
3	KAMKASOMPHOU T / BARNEOUD A (FRA)	*-0	1	*-2	3	*-4	4	*-5	5	*-7	7
	PARTYKA N / PEK K (POL)	0	*-1	2	*-3	4	*-6	7	*-9	9	11

Note:

The "Greatest deficit overcome" only applies when the pair ends up winning the game.

Legend:

*- First player of pair is server *- Second player of pair is server No. Number



Detailed Team Match Results

Resultados detalhados da partida por equipe

France (FRA) 1 - 2 Poland (POL)

Match 2: **KAMKASOMPHOU Thu (FRA)** 3-0 **MARSZAL Katarzyna (POL)**

Match Summary		Match	Game 1	Game 2	Game 3	Game 4	Game 5
KAMKASOMPHOU Thu	FRA	3	11	11	11		
MARSZAL Katarzyna	POL	0	7	6	8		
	Duration	16min	5min	5min	5min		

Team Match No : 12 Table : 8 Umpires : ZAPATA Carlos (ESP) da SILVA Ivam (BRA)

Player Statistics	KAMKASOMPHOU Thu (FRA)						MARSZAL Katarzyna (POL)					
	Game					Match	Game					Match
	1	2	3	4	5		1	2	3	4	5	
Points won	11	11	10			32	7	6	8			21
Biggest lead	5	5	4			5	2	3	-			3
Points won on own serve	5	7	5			17	2	5	4			11
Points lost on own serve	5	1	4			10	6	4	5			15
Most consecutive points won	6	6	3			6	2	3	2			3
Greatest deficit overcome	2	3	-			3	-	-	-			-
Handedness/Grip	Right/						Right/					

Game/Match Statistics	Game					Match
	1	2	3	4	5	
Longest rally (strokes)	9	7	9			9
Average rally	4	3	4			4

Game Progress

1	KAMKASOMPHOU Thu (FRA)	*0	0	*2	3	*5	7	*8	9	*10	11	
	MARSZAL Katarzyna (POL)	0	*2	2	*3	3	*3	4	*5	6	7	
2	KAMKASOMPHOU Thu (FRA)	0	*0	1	*2	4	*6	8	*8	10	11	
	MARSZAL Katarzyna (POL)	*0	2	*3	4	*4	4	*4	6	*6	6	
3	KAMKASOMPHOU Thu (FRA)	0	2	*3	4	*6	7	*7	8	*9	10	11
	MARSZAL Katarzyna (POL)	0	*0	1	*2	2	*3	5	*6	7	*8	8

Note:
The "Greatest deficit overcome" only applies when the player ends up winning the game.

Legend:
* Server
No. Number



Detailed Team Match Results

Resultados detalhados da partida por equipe

France (FRA) 1 - 2 Poland (POL)

Match 3: BARNEOUD Anne (FRA) 0-3 PARTYKA Natalia (POL)

Match Summary		Match	Game 1	Game 2	Game 3	Game 4	Game 5
BARNEOUD Anne	FRA	0	2	1	4		
PARTYKA Natalia	POL	3	11	11	11		
	Duration	14min	4min	3min	5min		

Team Match No : 12 Table : 8 Umpires : ZAPATA Carlos (ESP) da SILVA Ivam (BRA)

Player Statistics	BARNEOUD Anne (FRA)						PARTYKA Natalia (POL)					
	Game					Match	Game					Match
	1	2	3	4	5		1	2	3	4	5	
Points won	2	1	3			6	11	11	11			33
Biggest lead	1	-	1			1	9	10	7			10
Points won on own serve	0	1	2			3	5	6	6			17
Points lost on own serve	6	5	5			16	2	0	1			3
Most consecutive points won	1	1	2			2	7	10	6			10
Greatest deficit overcome	-	-	-			-	1	-	1			1
Handedness/Grip	Left/						Left/					

Game/Match Statistics	Game					Match
	1	2	3	4	5	
Longest rally (strokes)	12	5	7			12
Average rally	4	3	4			4

Game Progress

1	BARNEOUD Anne (FRA)	0	*1	1	*2	2	*2	2	2
	PARTYKA Natalia (POL)	*0	1	*3	4	*6	8	*10	11
2	BARNEOUD Anne (FRA)	*0	1	*1	1	*1	1	1	
	PARTYKA Natalia (POL)	0	*1	3	*5	7	*9	11	
3	BARNEOUD Anne (FRA)	0	*1	1	*1	2	*3	4	*4
	PARTYKA Natalia (POL)	0	1	*3	5	*6	7	*8	10

Note:
The "Greatest deficit overcome" only applies when the player ends up winning the game.

Legend:
* Server
No. Number



Detailed Team Match Results

Resultados detalhados da partida por equipe

People's Republic of China (CHN) 2 - 0 Australia (AUS)

Team Match No : 13 Table : 2 Umpires : KOH Christabel (SIN) VARENGOT Yannick (FRA)

Match 1		Match	Game 1	Game 2	Game 3	Game 4	Game 5
	YANG Q / LEI L	CHN	3	11	11	8	11
	TAPPER M / McDONNELL A	AUS	1	5	6	11	6
Duration		19min	4min	4min	4min	4min	4min

Match 2		Match	Game 1	Game 2	Game 3	Game 4	Game 5
A	YANG Qian	CHN	3	11	11	11	
X	TAPPER Melissa	AUS	0	6	5	7	
Duration		16min	4min	4min	5min		

Duration of Team Match	37min
------------------------	--------------

Player Statistics	People's Republic of China (CHN)				Australia (AUS)			
	Match			Team Match	Match			Team Match
	1	2	3		1	2	3	
Points won	40	33		73	27	18		45
Biggest lead	6	6		6	3	2		3
Points won on own serve	21	21		42	14	12		26
Points lost on own serve	13	6		19	19	12		31
Most consecutive points won	5	5		5	3	3		3
Greatest deficit overcome	1	2		2	2	-		2

Match/Team Match Statistics	Match			Team Match
	1	2	3	
Longest rally (strokes)	10	11		11
Average rally	4	4		4

Note:
The "Greatest deficit overcome" only applies when the player/pair ends up winning the game.

Legend:
No. Number



Detailed Team Match Results

Resultados detalhados da partida por equipe

People's Republic of China (CHN) 2 - 0 Australia (AUS)

Match 1: **YANG Qian (CHN) 3-1 TAPPER Melissa (AUS)**
LEI Lina McDONNELL Andrea

Match Summary		Match	Game 1	Game 2	Game 3	Game 4	Game 5
YANG Qian / LEI L	CHN	3	11	11	8	11	
TAPPER Melissa / McDONNELL A	AUS	1	5	6	11	6	
	Duration	19min	4min	4min	4min	4min	

Team Match No : 13 Table : 2 Umpires : KOH Christabel (SIN) VARENGOT Yannick (FRA)

Player Statistics	YANG Q / LEI L (CHN)						TAPPER M / McDONNELL A (AUS)					
	Game					Match	Game					Match
	1	2	3	4	5		1	2	3	4	5	
Points won	11	11	8	10		40	5	6	10	6		27
Biggest lead	6	5	2	5		6	1	1	3	-		3
Points won on own serve	5	6	5	5		21	2	3	6	3		14
Points lost on own serve	3	3	4	3		13	6	5	3	5		19
Most consecutive points won	3	5	3	3		5	2	2	3	2		3
Greatest deficit overcome	1	1	-	-		1	-	-	2	-		2
Handedness/Grip	Right/ - Left/						Left/ - Right/					

Game/Match Statistics	Game				Match
	1	2	3	4	
Longest rally (strokes)	10	9	10	6	10
Average rally	4	4	5	4	4

Game Progress

1	YANG Q / LEI L (CHN)	0	*1	2	*4	5	*7	8	*9	11		
	TAPPER M / McDONNELL A (AUS)	*0	1	*2	2	*3	3	*4	5	5		
2	YANG Q / LEI L (CHN)	*0	1	*2	3	*4	5	*7	9	*10	11	
	TAPPER M / McDONNELL A (AUS)	0	*1	2	*3	4	*5	5	*5	6	6	
3	YANG Q / LEI L (CHN)	0	*1	3	*4	5	*5	6	*6	7	*8	8
	TAPPER M / McDONNELL A (AUS)	0	1	*1	2	*3	5	*6	8	*9	10	11
4	YANG Q / LEI L (CHN)	0	1	*3	4	*5	7	*8	9	*10	11	
	TAPPER M / McDONNELL A (AUS)	0	*1	1	*2	3	*3	4	*5	6	6	

Note:

The "Greatest deficit overcome" only applies when the pair ends up winning the game.

Legend:

*- First player of pair is server *- Second player of pair is server No. Number



Detailed Team Match Results

Resultados detalhados da partida por equipe

People's Republic of China (CHN) 2 - 0 Australia (AUS)

Match 2: YANG Qian (CHN) 3-0 TAPPER Melissa (AUS)

Match Summary		Match	Game 1	Game 2	Game 3	Game 4	Game 5
YANG Qian	CHN	3	11	11	11		
TAPPER Melissa	AUS	0	6	5	7		
	Duration	16min	4min	4min	5min		

Team Match No : 13 Table : 2 Umpires : KOH Christabel (SIN) VARENGOT Yannick (FRA)

Player Statistics	YANG Qian (CHN)						TAPPER Melissa (AUS)					
	Game					Match	Game					Match
	1	2	3	4	5		1	2	3	4	5	
Points won	11	11	11			33	6	5	7			18
Biggest lead	5	6	4			6	2	1	2			2
Points won on own serve	7	6	8			21	4	3	5			12
Points lost on own serve	2	2	2			6	4	5	3			12
Most consecutive points won	4	5	4			5	2	2	3			3
Greatest deficit overcome	2	1	2			2	-	-	-			-
Handedness/Grip	Right/						Left/					

Game/Match Statistics	Game					Match
	1	2	3	4	5	
Longest rally (strokes)	9	11	8			11
Average rally	4	5	4			4

Game Progress

1	YANG Qian (CHN)	*0	1	*1	3	*4	6	*7	8	*10	11
	TAPPER Melissa (AUS)	0	*1	3	*3	4	*4	5	*6	6	6
2	YANG Qian (CHN)	0	*1	2	*3	5	*7	8	*9	11	
	TAPPER Melissa (AUS)	*0	1	*2	3	*3	3	*4	5	5	
3	YANG Qian (CHN)	*0	1	*1	3	*5	6	*7	9	*9	11
	TAPPER Melissa (AUS)	0	*1	3	*3	3	*4	5	*5	7	7

Note:

The "Greatest deficit overcome" only applies when the player ends up winning the game.

Legend:

* Server

No. Number



Detailed Team Match Results

Resultados detalhados da partida por equipe

Brazil (BRA) 0 - 2 Poland (POL)

Team Match No : 14 Table : 4 Umpires : LU Hong (CHN) TSE Mei Lan (HKG)

Match 1			Match	Game 1	Game 2	Game 3	Game 4	Game 5
	RAUEN D / COSTA ALEXANDR	BRA	0	9	9	8		
	PARTYKA N / PEK K	POL	3	11	11	11		
Duration			24min	6min	7min	7min		

Match 2			Match	Game 1	Game 2	Game 3	Game 4	Game 5
A	RAUEN Danielle	BRA	0	4	1	3		
X	PARTYKA Natalia	POL	3	11	11	11		
Duration			15min	4min	4min	5min		

Duration of Team Match	44min
------------------------	-------

Player Statistics	Brazil (BRA)			Team Match	Poland (POL)			Team Match
	Match				Match			
	1	2	3		1	2	3	
Points won	26	7		33	33	33		66
Biggest lead	3	1		3	5	10		10
Points won on own serve	15	6		21	18	18		36
Points lost on own serve	15	15		30	11	1		12
Most consecutive points won	5	2		5	4	7		7
Greatest deficit overcome	-	-		-	3	1		3

Match/Team Match Statistics	Match			Team Match
	1	2	3	
Longest rally (strokes)	9	30		30
Average rally	5	5		5

Note:
The "Greatest deficit overcome" only applies when the player/pair ends up winning the game.

Legend:
No. Number



Detailed Team Match Results

Resultados detalhados da partida por equipe

Brazil (BRA) 0 - 2 Poland (POL)

Match 1: RAUEN Danielle (BRA) 0-3 PARTYKA Natalia (POL)
COSTA ALEXANDRE Bruna PEK Karolina

Match Summary		Match	Game 1	Game 2	Game 3	Game 4	Game 5
RAUEN Danielle / COSTA ALEXANDRE B	BRA	0	9	9	8		
PARTYKA Natalia / PEK K	POL	3	11	11	11		
	Duration	24min	6min	7min	7min		

Team Match No : 14 Table : 4 Umpires : LU Hong (CHN) TSE Mei Lan (HKG)

Player Statistics	RAUEN D / COSTA ALEXANDRE B (BRA)						PARTYKA N / PEK K (POL)					
	Game					Match	Game					Match
	1	2	3	4	5		1	2	3	4	5	
Points won	9	9	8			26	11	11	11			33
Biggest lead	3	1	-			3	2	5	4			5
Points won on own serve	5	6	4			15	6	7	5			18
Points lost on own serve	5	4	6			15	4	3	4			11
Most consecutive points won	2	5	3			5	4	4	3			4
Greatest deficit overcome	-	-	-			-	3	1	-			3
Handedness/Grip	Right/ - Left/						Left/ - Left/					

Game/Match Statistics	Game					Match
	1	2	3	4	5	
Longest rally (strokes)	8	9	9			9
Average rally	5	5	4			5

Game Progress

1	RAUEN D / COSTA ALEXANDRE B (BRA)	-*0	2	*-3	3	3	*-5	6	*-7	8	*-8	9	9
	PARTYKA N / PEK K (POL)	0	*-0	1	*-3	3	*-4	5	*-6	8	*-9	11	
2	RAUEN D / COSTA ALEXANDRE B (BRA)	0	*-1	2	*-2	3	*-3	4	*-6	8	*-8	9	9
	PARTYKA N / PEK K (POL)	*-0	1	*-2	4	*-5	7	*-8	8	*-8	10	11	
3	RAUEN D / COSTA ALEXANDRE B (BRA)	*-0	1	*-1	2	*-3	3	*-5	6	*-7	8	8	8
	PARTYKA N / PEK K (POL)	0	*-1	3	*-4	5	*-7	7	*-8	9	*-10	11	

Note:

The "Greatest deficit overcome" only applies when the pair ends up winning the game.

Legend:

*- First player of pair is server *- Second player of pair is server No. Number



Detailed Team Match Results

Resultados detalhados da partida por equipe

Brazil (BRA) 0 - 2 Poland (POL)

Match 2: RAUEN Danielle (BRA) 0-3 PARTYKA Natalia (POL)

Match Summary		Match	Game 1	Game 2	Game 3	Game 4	Game 5
RAUEN Danielle	BRA	0	4	1	3		
PARTYKA Natalia	POL	3	11	11	11		
	Duration	15min	4min	4min	5min		

Team Match No : 14 Table : 4 Umpires : LU Hong (CHN) TSE Mei Lan (HKG)

Player Statistics	RAUEN Danielle (BRA)						PARTYKA Natalia (POL)					
	Game					Match	Game					Match
	1	2	3	4	5		1	2	3	4	5	
Points won	4	1	2			7	11	11	11			33
Biggest lead	-	-	1			1	7	10	8			10
Points won on own serve	4	1	1			6	7	6	5			18
Points lost on own serve	4	5	6			15	0	0	1			1
Most consecutive points won	2	1	1			2	4	7	5			7
Greatest deficit overcome	-	-	-			-	-	-	1			1
Handedness/Grip	Right/						Left/					

Game/Match Statistics	Game					Match
	1	2	3	4	5	
Longest rally (strokes)	6	7	30			30
Average rally	4	5	6			5

Game Progress

1	RAUEN Danielle (BRA)	*0	0	*0	1	*1	3	*3	4	4
	PARTYKA Natalia (POL)	0	*2	4	*5	7	*7	9	*10	11
2	RAUEN Danielle (BRA)	0	*0	0	*0	1	*1	1		
	PARTYKA Natalia (POL)	*0	2	*4	6	*7	9	11		
3	RAUEN Danielle (BRA)	0	1	*1	1	*2	3	*3	3	
	PARTYKA Natalia (POL)	0	*1	3	*5	6	*7	9	11	

Note:

The "Greatest deficit overcome" only applies when the player ends up winning the game.

Legend:

* Server No. Number



Detailed Team Match Results

Resultados detalhados da partida por equipe

Australia (AUS) **0 - 2** Brazil (BRA)

Team Match No : 15 Table : 4 Umpires : ARINYE Cecilia Dora (NGR) de PINTO Pietro (ITA)

Match 1			Match	Game 1	Game 2	Game 3	Game 4	Game 5
	TAPPER M / McDONNELL A	AUS	2	13	9	4	13	2
	COSTA ALEXANDR / RAUEN D	BRA	3	11	11	11	11	11
Duration			34min	7min	5min	4min	8min	4min

Match 2			Match	Game 1	Game 2	Game 3	Game 4	Game 5
A	TAPPER Melissa	AUS	0	7	9	8		
X	COSTA ALEXANDRE Bruna	BRA	3	11	11	11		
Duration			21min	5min	6min	6min		

Duration of Team Match	59min
------------------------	-------

Player Statistics	Australia (AUS)			Team Match	Brazil (BRA)			Team Match
	Match				Match			
	1	2	3		1	2	3	
Points won	41	24		65	55	33		88
Biggest lead	7	2		7	9	4		9
Points won on own serve	23	14		37	31	17		48
Points lost on own serve	24	16		40	18	10		28
Most consecutive points won	6	5		6	8	5		8
Greatest deficit overcome	2	-		2	-	2		2

Match/Team Match Statistics	Match			Team Match
	1	2	3	
Longest rally (strokes)	12	14		14
Average rally	5	5		5

Note:
The "Greatest deficit overcome" only applies when the player/pair ends up winning the game.

Legend:
No. Number



Detailed Team Match Results

Resultados detalhados da partida por equipe

Australia (AUS) **0 - 2** Brazil (BRA)

Match 1: TAPPER Melissa (AUS) **2-3** COSTA ALEXANDRE Bruna (BRA)
McDONNELL Andrea RAUEN Danielle

Match Summary		Match	Game 1	Game 2	Game 3	Game 4	Game 5
TAPPER Melissa / McDONNELL A	AUS	2	13	9	4	13	2
COSTA ALEXANDRE Bruna / RAUEN D	BRA	3	11	11	11	11	11
	Duration	34min	7min	5min	4min	8min	4min

Team Match No : 15 Table : 4 Umpires : ARINYE Cecilia Dora (NGR) de PINTO Pietro (ITA)

Player Statistics	TAPPER M / McDONNELL A (AUS)						COSTA ALEXANDRE B / RAUEN D (BRA)					
	Game					Match	Game					Match
	1	2	3	4	5		1	2	3	4	5	
Points won	13	9	4	13	2	41	11	11	11	11	11	55
Biggest lead	7	-	-	6	-	7	1	3	7	2	9	9
Points won on own serve	7	4	3	8	1	23	6	5	7	7	6	31
Points lost on own serve	5	6	4	4	5	24	6	5	1	5	1	18
Most consecutive points won	4	2	3	6	1	6	7	2	5	6	8	8
Greatest deficit overcome	1	-	-	2	-	2	-	-	-	-	-	-
Handedness/Grip	Left/ - Right/						Left/ - Right/					

Game/Match Statistics	Game					Match
	1	2	3	4	5	
Longest rally (strokes)	12	7	9	12	6	12
Average rally	5	4	5	5	4	5

Game Progress

1	TAPPER M / McDONNELL A (AUS)	0	*-2	4	*-5	7	*-8	9	*-9	9	*-9	10	*-11	11	*-12	13
	COSTA ALEXANDRE B / RAUEN D (BRA)	*-0	0	*-0	1	*-1	2	*-3	5	*-7	9	*-10	10	*-11	11	11
2	TAPPER M / McDONNELL A (AUS)	*-0	0	*-1	2	*-3	4	*-5	6	*-7	8	9	9			
	COSTA ALEXANDRE B / RAUEN D (BRA)	0	*-2	3	*-4	5	*-6	7	*-8	9	*-10	11	11			
3	TAPPER M / McDONNELL A (AUS)	0	*-0	0	*-1	3	*-3	4	*-4	4	4					
	COSTA ALEXANDRE B / RAUEN D (BRA)	*-0	2	*-4	5	*-5	7	*-8	10	11	11					
4	TAPPER M / McDONNELL A (AUS)	*-0	2	*-4	6	*-6	6	*-6	8	*-8	8	*-10	11	*-11	12	13
	COSTA ALEXANDRE B / RAUEN D (BRA)	0	*-0	0	*-0	2	*-4	6	*-6	8	*-10	10	*-10	11	*-11	11
5	TAPPER M / McDONNELL A (AUS)	0	*-0	1	*-2	2	*-2	2	2	2						
	COSTA ALEXANDRE B / RAUEN D (BRA)	*-0	2	*-3	4	*-6	8	*-10	11	11						

Note:

The "Greatest deficit overcome" only applies when the pair ends up winning the game.

Legend:

*- First player of pair is server *- Second player of pair is server No. Number



Detailed Team Match Results

Resultados detalhados da partida por equipe

Australia (AUS) **0 - 2** Brazil (BRA)

Match 2: TAPPER Melissa (AUS) **0-3** COSTA ALEXANDRE Bruna (BRA)

Match Summary		Match	Game 1	Game 2	Game 3	Game 4	Game 5
TAPPER Melissa	AUS	0	7	9	8		
COSTA ALEXANDRE Bruna	BRA	3	11	11	11		
Duration		21min	5min	6min	6min		

Team Match No : 15 Table : 4 Umpires : ARINYE Cecilia Dora (NGR) de PINTO Pietro (ITA)

Player Statistics	TAPPER Melissa (AUS)						COSTA ALEXANDRE Bruna (BRA)					
	Game					Match	Game					Match
	1	2	3	4	5		1	2	3	4	5	
Points won	7	9	8			24	11	11	11			33
Biggest lead	2	2	1			2	4	3	3			4
Points won on own serve	4	4	6			14	5	5	7			17
Points lost on own serve	6	6	4			16	3	5	2			10
Most consecutive points won	5	5	3			5	5	3	3			5
Greatest deficit overcome	-	-	-			-	2	2	1			2
Handedness/Grip	Left/						Left/					

Game/Match Statistics	Game					Match
	1	2	3	4	5	
Longest rally (strokes)	13	12	14			14
Average rally	5	4	5			5

Game Progress

1	TAPPER Melissa (AUS)	*0	0	*1	3	*5	5	*5	6	*6	7	
	COSTA ALEXANDRE Bruna (BRA)	0	*2	3	*3	3	*5	7	*8	10	11	
2	TAPPER Melissa (AUS)	0	*1	2	*2	3	*4	6	*8	8	*9	9
	COSTA ALEXANDRE Bruna (BRA)	*0	1	*2	4	*5	6	*6	6	*8	9	11
3	TAPPER Melissa (AUS)	*0	1	*1	2	*3	5	*6	7	*7	8	8
	COSTA ALEXANDRE Bruna (BRA)	0	*1	3	*4	5	*5	6	*7	9	*10	11

Note:

The "Greatest deficit overcome" only applies when the player ends up winning the game.

Legend:

* Server No. Number



Detailed Team Match Results

Resultados detalhados da partida por equipe

People's Republic of China (CHN) 1 - 2 Poland (POL)

Team Match No : 16 Table : 2 Umpires : KIM Kyunghee (KOR) WIEKART Ina (NED)

Match 1		Match	Game 1	Game 2	Game 3	Game 4	Game 5
YANG Q / LEI L	CHN	3	11	8	12	11	
PARTYKA N / PEK K	POL	1	4	11	10	5	
Duration		30min	4min	6min	9min	6min	

Match 2		Match	Game 1	Game 2	Game 3	Game 4	Game 5
A YANG Qian	CHN	0	5	10	7		
X PARTYKA Natalia	POL	3	11	12	11		
Duration		25min	5min	9min	7min		

Match 3		Match	Game 1	Game 2	Game 3	Game 4	Game 5
B LEI Lina	CHN	1	6	8	11	6	
Y PEK Karolina	POL	3	11	11	9	11	
Duration		27min	6min	5min	6min	6min	

Duration of Team Match	1h33min
------------------------	---------

Player Statistics	People's Republic of China (CHN)				Poland (POL)			
	Match			Team Match	Match			Team Match
	1	2	3		1	2	3	
Points won	42	22	30	94	30	34	42	106
Biggest lead	7	3	3	7	4	6	6	6
Points won on own serve	20	13	17	50	14	18	24	56
Points lost on own serve	16	16	18	50	22	9	13	44
Most consecutive points won	6	4	2	6	5	5	4	5
Greatest deficit overcome	4	-	-	4	2	3	1	3

Match/Team Match Statistics	Match			Team Match
	1	2	3	
Longest rally (strokes)	10	18	11	18
Average rally	4	5	4	4

Note:

The "Greatest deficit overcome" only applies when the player/pair ends up winning the game.

Legend:

No. Number



Detailed Team Match Results

Resultados detalhados da partida por equipe

People's Republic of China (CHN) **1 - 2** Poland (POL)

Match 1: **YANG Qian (CHN)** **3-1** **PARTYKA Natalia (POL)**
LEI Lina **PEK Karolina**

Match Summary	Match	Game 1	Game 2	Game 3	Game 4	Game 5
YANG Qian / LEI L	CHN	3	11	8	12	11
PARTYKA Natalia / PEK K	POL	1	4	11	10	5
Duration	30min	4min	6min	9min	6min	

Team Match No : 16 Table : 2 Umpires : KIM Kyunghee (KOR) WIEKART Ina (NED)

Player Statistics	YANG Q / LEI L (CHN)						PARTYKA N / PEK K (POL)					
	Game					Match	Game					Match
	1	2	3	4	5		1	2	3	4	5	
Points won	11	8	12	11		42	4	11	10	5		30
Biggest lead	7	2	2	6		7	-	3	4	2		4
Points won on own serve	4	3	6	7		20	0	5	5	4		14
Points lost on own serve	4	6	5	1		16	7	5	6	4		22
Most consecutive points won	6	3	4	5		6	2	5	5	2		5
Greatest deficit overcome	-	-	4	2		4	-	2	-	-		2
Handedness/Grip	Right/ - Left/						Left/ - Left/					

Game/Match Statistics	Game					Match
	1	2	3	4	5	
Longest rally (strokes)	7	8	10	8		10
Average rally	4	4	5	5		4

Game Progress

1	YANG Q / LEI L (CHN)	-*0	1	*-3	5	-*7	7	*-9	10	11				
	PARTYKA N / PEK K (POL)	0	-*1	1	*-1	1	-*3	3	*-4	4				
2	YANG Q / LEI L (CHN)	0	-*1	2	*-4	4	-*4	5	*-6	7	-*8	8		
	PARTYKA N / PEK K (POL)	-*0	1	*-2	2	-*4	6	*-7	8	-*9	10	11		
3	YANG Q / LEI L (CHN)	-*0	1	*-1	1	-*3	5	*-5	6	-*8	9	*-10	11	12
	PARTYKA N / PEK K (POL)	0	-*1	3	*-5	5	-*5	7	*-8	8	-*9	10	*-10	10
4	YANG Q / LEI L (CHN)	0	-*0	2	*-3	5	-*7	8	*-9	11				
	PARTYKA N / PEK K (POL)	-*0	2	*-2	3	-*3	3	*-4	5	5				

Note:

The "Greatest deficit overcome" only applies when the pair ends up winning the game.

Legend:

- First player of pair is server - Second player of pair is server No. Number



Detailed Team Match Results

Resultados detalhados da partida por equipe

People's Republic of China (CHN) **1 - 2** Poland (POL)

Match 2: YANG Qian (CHN) **0-3** PARTYKA Natalia (POL)

Match Summary		Match	Game 1	Game 2	Game 3	Game 4	Game 5
YANG Qian	CHN	0	5	10	7		
PARTYKA Natalia	POL	3	11	12	11		
Duration		25min	5min	9min	7min		

Team Match No : 16 Table : 2 Umpires : KIM Kyunghee (KOR) WIEKART Ina (NED)

Player Statistics	YANG Qian (CHN)						PARTYKA Natalia (POL)					
	Game					Match	Game					Match
	1	2	3	4	5		1	2	3	4	5	
Points won	5	10	7			22	11	12	11			34
Biggest lead	-	3	-			3	6	2	5			6
Points won on own serve	3	6	4			13	6	7	5			18
Points lost on own serve	5	5	6			16	2	4	3			9
Most consecutive points won	2	4	4			4	4	3	5			5
Greatest deficit overcome	-	-	-			-	-	3	-			3
Handedness/Grip	Right/						Left/					

Game/Match Statistics	Game					Match
	1	2	3	4	5	
Longest rally (strokes)	9	18	9			18
Average rally	4	5	4			5

Game Progress

1	YANG Qian (CHN)	*0	1	*1	2	*2	3	*5	5	5				
	PARTYKA Natalia (POL)	0	*1	3	*4	6	*7	7	*9	11				
2	YANG Qian (CHN)	0	*1	3	*4	5	*5	6	*7	8	*9	10	*10	10
	PARTYKA Natalia (POL)	*0	1	*1	2	*3	5	*6	7	*8	9	*10	11	12
3	YANG Qian (CHN)	*0	1	*1	1	*2	4	*5	6	*7	7			
	PARTYKA Natalia (POL)	0	*1	3	*5	6	*6	7	*8	9	11			

Note:

The "Greatest deficit overcome" only applies when the player ends up winning the game.

Legend:

* Server No. Number



Detailed Team Match Results

Resultados detalhados da partida por equipe

People's Republic of China (CHN) **1 - 2** Poland (POL)

Match 3: LEI Lina (CHN) **1-3** PEK Karolina (POL)

Match Summary		Match	Game 1	Game 2	Game 3	Game 4	Game 5
LEI Lina	CHN	1	6	8	11	6	
PEK Karolina	POL	3	11	11	9	11	
Duration		27min	6min	5min	6min	6min	

Team Match No : 16 Table : 2 Umpires : KIM Kyunghee (KOR) WIEKART Ina (NED)

Player Statistics	LEI Lina (CHN)						PEK Karolina (POL)					
	Game					Match	Game					Match
	1	2	3	4	5		1	2	3	4	5	
Points won	6	8	10	6		30	11	11	9	11		42
Biggest lead	1	1	3	1		3	6	4	-	5		6
Points won on own serve	3	4	6	4		17	5	6	6	7		24
Points lost on own serve	6	5	3	4		18	3	4	4	2		13
Most consecutive points won	2	2	2	2		2	4	4	3	3		4
Greatest deficit overcome	-	-	-	-		-	1	1	-	1		1
Handedness/Grip	Left/						Left/					

Game/Match Statistics	Game					Match
	1	2	3	4	5	
Longest rally (strokes)	8	6	9	11		11
Average rally	4	4	4	5		4

Game Progress

1	LEI Lina (CHN)	*0	1	*1	2	*2	2	*4	5	*6	6	
	PEK Karolina (POL)	0	*1	3	*4	6	*8	8	*9	10	11	
2	LEI Lina (CHN)	0	*1	2	*3	4	*5	5	*5	7	*8	8
	PEK Karolina (POL)	*0	1	*2	3	*4	5	*7	9	*9	10	11
3	LEI Lina (CHN)	0	2	*3	4	*5	6	*7	8	*8	10	11
	PEK Karolina (POL)	0	*0	1	*2	3	*4	5	*6	8	*8	9
4	LEI Lina (CHN)	0	*1	2	*3	4	*4	5	*5	6	6	
	PEK Karolina (POL)	*0	1	*2	3	*4	6	*7	9	*10	11	

Note:

The "Greatest deficit overcome" only applies when the player ends up winning the game.

Legend:

* Server

No. Number



Player Statistics
Estatísticas dos atletas

As of SAT 17 SEP 2016

Players	NPC	Matches				Games				Match Duration	
		Played	Won	Lost	%Won	Played	Won	Lost	%Won	All	Average
BARNEOUD Anne	FRA	1	0	1	0%	3	0	3	0%	14min	14min
Left		Points Won				Points Lost					
CI7		Total	Own Serve:	3	Most Consecutive:	2	Total	Own Serve:	16	Most Consecutive:	10
		6	Opp. Serve:	3	GDO:	0	33	Opp. Serve:	17	GLL:	1
COSTA ALEXANDRE B	BRA	Matches				Games				Match Duration	
Left		Played	Won	Lost	%Won	Played	Won	Lost	%Won	All	Average
CI10		2	2	0	100%	6	6	0	100%	38min	19min
		Points Won				Points Lost					
		Total	Own Serve:	34	Most Consecutive:	6	Total	Own Serve:	20	Most Consecutive:	5
		66	Opp. Serve:	32	GDO:	3	44	Opp. Serve:	24	GLL:	0
ERTIS Umran	TUR	Matches				Games				Match Duration	
Right		Played	Won	Lost	%Won	Played	Won	Lost	%Won	All	Average
CI10		1	0	1	0%	4	1	3	25%	20min	20min
		Points Won				Points Lost					
		Total	Own Serve:	13	Most Consecutive:	4	Total	Own Serve:	20	Most Consecutive:	7
		27	Opp. Serve:	14	GDO:	0	38	Opp. Serve:	18	GLL:	1
KAMKASOMPHOU Thu	FRA	Matches				Games				Match Duration	
Right		Played	Won	Lost	%Won	Played	Won	Lost	%Won	All	Average
CI8		2	2	0	100%	6	6	0	100%	27min	14min
		Points Won				Points Lost					
		Total	Own Serve:	34	Most Consecutive:	7	Total	Own Serve:	14	Most Consecutive:	3
		65	Opp. Serve:	31	GDO:	3	31	Opp. Serve:	17	GLL:	0
KHODZYNSKA Antonina	UKR	Matches				Games				Match Duration	
Right		Played	Won	Lost	%Won	Played	Won	Lost	%Won	All	Average
CI6		1	0	1	0%	5	2	3	40%	32min	32min
		Points Won				Points Lost					
		Total	Own Serve:	17	Most Consecutive:	6	Total	Own Serve:	28	Most Consecutive:	10
		33	Opp. Serve:	16	GDO:	4	53	Opp. Serve:	25	GLL:	1
LEE Kunwoo	KOR	Matches				Games				Match Duration	
Left		Played	Won	Lost	%Won	Played	Won	Lost	%Won	All	Average
CI6		1	0	1	0%	3	0	3	0%	11min	11min
		Points Won				Points Lost					
		Total	Own Serve:	6	Most Consecutive:	3	Total	Own Serve:	16	Most Consecutive:	7
		10	Opp. Serve:	4	GDO:	0	33	Opp. Serve:	17	GLL:	0
LEI Lina	CHN	Matches				Games				Match Duration	
Left		Played	Won	Lost	%Won	Played	Won	Lost	%Won	All	Average
CI9		1	0	1	0%	4	1	3	25%	27min	27min
		Points Won				Points Lost					
		Total	Own Serve:	17	Most Consecutive:	2	Total	Own Serve:	18	Most Consecutive:	4
		30	Opp. Serve:	13	GDO:	0	42	Opp. Serve:	24	GLL:	1



Player Statistics

Estatísticas dos atletas

As of SAT 17 SEP 2016

Players	NPC	Matches				Games				Match Duration			
		Played	Won	Lost	%Won	Played	Won	Lost	%Won	All	Average		
LUCIC Mirjana	CRO	2	1	1	50%	9	4	5	44%	1h1min	31min		
Right		Points Won				Points Lost							
Cl10		Total	Own Serve:		45	Most Consecutive:		10	Total	Own Serve:	36	Most Consecutive:	6
		92	Opp. Serve:		47	GDO:		1	76	Opp. Serve:	40	GLL:	4
MARSZAL Katarzyna	POL	Matches				Games				Match Duration			
Right		Played	Won	Lost	%Won	Played	Won	Lost	%Won	All	Average		
Cl6		1	0	1	0%	3	0	3	0%	16min	16min		
		Points Won				Points Lost							
		Total	Own Serve:		11	Most Consecutive:		3	Total	Own Serve:	15	Most Consecutive:	6
		21	Opp. Serve:		10	GDO:		0	32	Opp. Serve:	17	GLL:	3
PARTYKA Natalia	POL	Matches				Games				Match Duration			
Left		Played	Won	Lost	%Won	Played	Won	Lost	%Won	All	Average		
Cl10		3	3	0	100%	9	9	0	100%	54min	18min		
		Points Won				Points Lost							
		Total	Own Serve:		53	Most Consecutive:		10	Total	Own Serve:	13	Most Consecutive:	4
		100	Opp. Serve:		47	GDO:		3	35	Opp. Serve:	22	GLL:	0
PEK Karolina	POL	Matches				Games				Match Duration			
Left		Played	Won	Lost	%Won	Played	Won	Lost	%Won	All	Average		
Cl9		1	1	0	100%	4	3	1	75%	27min	27min		
		Points Won				Points Lost							
		Total	Own Serve:		24	Most Consecutive:		4	Total	Own Serve:	13	Most Consecutive:	2
		42	Opp. Serve:		18	GDO:		1	30	Opp. Serve:	17	GLL:	0
RAUEN Danielle	BRA	Matches				Games				Match Duration			
Right		Played	Won	Lost	%Won	Played	Won	Lost	%Won	All	Average		
Cl9		1	0	1	0%	3	0	3	0%	15min	15min		
		Points Won				Points Lost							
		Total	Own Serve:		6	Most Consecutive:		2	Total	Own Serve:	15	Most Consecutive:	7
		7	Opp. Serve:		1	GDO:		0	33	Opp. Serve:	18	GLL:	1
TAPPER Melissa	AUS	Matches				Games				Match Duration			
Left		Played	Won	Lost	%Won	Played	Won	Lost	%Won	All	Average		
Cl10		3	1	2	33%	10	3	7	30%	57min	19min		
		Points Won				Points Lost							
		Total	Own Serve:		44	Most Consecutive:		7	Total	Own Serve:	42	Most Consecutive:	5
		80	Opp. Serve:		36	GDO:		1	93	Opp. Serve:	51	GLL:	2
WOLF Juliane	GER	Matches				Games				Match Duration			
Right		Played	Won	Lost	%Won	Played	Won	Lost	%Won	All	Average		
Cl8		1	0	1	0%	3	0	3	0%	17min	17min		
		Points Won				Points Lost							
		Total	Own Serve:		10	Most Consecutive:		3	Total	Own Serve:	16	Most Consecutive:	6
		20	Opp. Serve:		10	GDO:		0	33	Opp. Serve:	17	GLL:	3



Player Statistics
Estatísticas dos atletas

As of SAT 17 SEP 2016

Players	NPC	Matches				Games				Match Duration	
		Played	Won	Lost	%Won	Played	Won	Lost	%Won	All	Average
YANG Qian	CHN	3	2	1	67%	10	6	4	60%	1h10min	23min
Right		Points Won						Points Lost			
Cl10		Total	Own Serve:	57	Most Consecutive:	6	Total	Own Serve:	41	Most Consecutive:	5
		98	Opp. Serve:	41	GDO:	3	91	Opp. Serve:	50	GLL:	3

Note:
The "Greatest deficit overcome" only applies when the player ends up winning the game and "Greatest lead lost" only when losing.

Legend:
GDO Greatest deficit overcome **GLL** Greatest lead lost **Opp.** Opponent's



Tournament Statistics

Estatísticas do torneio

As of SAT 17 SEP 2016

Statistics	Round 1	Quarterfinals	Semifinals	Finals	Total
Team Matches					
Total	2	4	2	2	10
Game Margin: 2:0	2 100%	3 75%	2 100%	1 50%	8 80%
2:1		1 25%		1 50%	2 20%
Invalid Results Mark					
Duration: Total	2h6min	3h11min	1h21min	2h32min	9h10min
Longest	1h8min	57min	44min	1h33min	1h33min
Shortest	58min	35min	37min	59min	35min
Average	1h3min	48min	41min	1h16min	55min
Matches					
Total	4	9	4	5	22
Game Margin: 3:0	1 25%	6 67%	3 75%	2 40%	12 55%
3:1	1 25%	2 22%	1 25%	2 40%	6 27%
3:2	2 50%	1 11%		1 20%	4 18%
Invalid Results Mark					
Duration: Total	1h55min	2h51min	1h14min	2h17min	8h17min
Longest	39min	30min	24min	34min	39min
Shortest	11min	14min	15min	21min	11min
Average	29min	19min	19min	27min	23min
Games					
Total	17	31	13	19	80
Point Margin: 11					
10	1 6%	1 3%	1 8%		3 4%
9	1 6%	2 6%		1 5%	4 5%
8	2 12%		1 8%		3 4%
7	3 18%	4 13%	1 8%	2 11%	10 13%
6		5 16%	2 15%	2 11%	9 11%
5		9 29%	3 23%	2 11%	14 18%
4		3 10%	1 8%	2 11%	6 8%
3	1 6%	1 3%	2 15%	3 16%	7 9%
2	9 53%	6 19%	2 15%	7 37%	24 30%
Invalid Results Mark					
Duration: Total	1h38min	2h23min	1h2min	1h54min	6h57min
Longest	8min	7min	7min	9min	9min
Shortest	3min	3min	4min	4min	3min
Average	6min	5min	5min	6min	5min
Points					
Total	317	536	220	354	1427
Per game	18.65	17.29	16.92	18.63	17.84
Most consecutive won	10	10	7	8	10
Greatest deficit overcome	4	3	3	4	4
Longest rally	18	15	30	18	30
Average rally	4	4	4	4	4

Note:

The "Greatest deficit overcome" only applies when the player/pair ends up winning the game.



Tournament Statistics

Estatísticas do torneio

As of SAT 17 SEP 2016

Statistics	Round 1	Quarterfinals	Semifinals	Finals	Total
Team Matches					
Total	16	28	16	16	76
Game Margin: 2:0	11 69%	21 75%	11 69%	6 38%	49 64%
2:1	5 31%	7 25%	5 31%	10 63%	27 36%
Invalid Results Mark					
Duration: Total	18h2min	27h47min	19h52min	24h32min	90h13min
Longest	2h9min	1h51min	2h17min	2h14min	2h17min
Shortest	33min	35min	37min	47min	33min
Average	1h8min	1h0min	1h15min	1h32min	1h11min
Matches					
Total	37	63	37	42	179
Game Margin: 3:0	14 38%	35 56%	15 41%	15 36%	79 44%
3:1	11 30%	22 35%	11 30%	13 31%	57 32%
3:2	12 32%	6 10%	11 30%	14 33%	43 24%
Invalid Results Mark					
Duration: Total	16h23min	25h0min	18h0min	21h56min	81h19min
Longest	48min	52min	46min	56min	56min
Shortest	11min	13min	15min	15min	11min
Average	27min	24min	29min	31min	27min
Games					
Total	146	223	144	167	680
Point Margin: 11					
10	4 3%	3 1%	2 1%	1 1%	10 1%
9	4 3%	14 6%	7 5%	6 4%	31 5%
8	8 5%	10 4%	8 6%	9 5%	35 5%
7	16 11%	25 11%	17 12%	6 4%	64 9%
6	13 9%	26 12%	7 5%	18 11%	64 9%
5	21 14%	35 16%	23 16%	27 16%	106 16%
4	15 10%	30 13%	20 14%	30 18%	95 14%
3	16 11%	22 10%	23 16%	17 10%	78 11%
2	49 34%	58 26%	37 26%	53 32%	197 29%
Invalid Results Mark					
Duration: Total	13h13min	20h24min	14h53min	17h58min	66h28min
Longest	13min	12min	13min	12min	13min
Shortest	3min	3min	3min	3min	3min
Average	5min	5min	6min	6min	6min
Points					
Total	2665	3994	2606	3040	12305
Per game	18.25	17.91	18.10	18.20	18.10
Most consecutive won	11	11	11	10	11
Greatest deficit overcome	6	5	6	7	7
Longest rally	32	201	73	87	201
Average rally	5	5	6	6	5

Note:

The "Greatest deficit overcome" only applies when the player/pair ends up winning the game.



Player Statistics

Estatísticas dos atletas

As of SUN 18 SEP 2016

Players	NPC	Matches				Games				Match Duration				
		Played	Won	Lost	%Won	Played	Won	Lost	%Won	All	Average			
AHMED Abdelrahman Right Cl10	EGY	2	0	2	0%	6	0	6	0%	25min	13min			
		Points Won				Points Lost								
		Total	Own Serve: 10			Most Consecutive: 3			Total	Own Serve: 34			Most Consecutive: 7	
		24	Opp. Serve: 14			GDO: 0			65	Opp. Serve: 31			GLL: 2	
ALECCI Raimondo Right Cl6	ITA	2	0	2	0%	8	2	6	25%	49min	25min			
		Points Won				Points Lost								
		Total	Own Serve: 36			Most Consecutive: 7			Total	Own Serve: 38			Most Consecutive: 6	
		66	Opp. Serve: 30			GDO: 2			80	Opp. Serve: 42			GLL: 4	
ANDERSSON Emil Right Cl8	SWE	6	3	3	50%	25	13	12	52%	2h51min	29min			
		Points Won				Points Lost								
		Total	Own Serve: 125			Most Consecutive: 8			Total	Own Serve: 108			Most Consecutive: 6	
		236	Opp. Serve: 111			GDO: 3			232	Opp. Serve: 124			GLL: 4	
ANDRADE de FREITAS Right Cl3	BRA	2	0	2	0%	6	0	6	0%	44min	22min			
		Points Won				Points Lost								
		Total	Own Serve: 25			Most Consecutive: 4			Total	Own Serve: 33			Most Consecutive: 5	
		49	Opp. Serve: 24			GDO: 0			68	Opp. Serve: 35			GLL: 4	
BAUS Valentin Right Cl5	GER	7	5	2	71%	22	16	6	73%	2h27min	21min			
		Points Won				Points Lost								
		Total	Own Serve: 120			Most Consecutive: 11			Total	Own Serve: 75			Most Consecutive: 6	
		226	Opp. Serve: 106			GDO: 6			164	Opp. Serve: 89			GLL: 2	
BAYLEY William John Right Cl7	GBR	7	5	2	71%	24	16	8	67%	3h16min	28min			
		Points Won				Points Lost								
		Total	Own Serve: 125			Most Consecutive: 10			Total	Own Serve: 92			Most Consecutive: 8	
		230	Opp. Serve: 105			GDO: 3			198	Opp. Serve: 106			GLL: 5	
BOHEAS Mateo Right Cl10	FRA	7	3	4	43%	29	13	16	45%	3h49min	33min			
		Points Won				Points Lost								
		Total	Own Serve: 142			Most Consecutive: 7			Total	Own Serve: 136			Most Consecutive: 7	
		267	Opp. Serve: 125			GDO: 3			289	Opp. Serve: 153			GLL: 3	



Player Statistics

Estatísticas dos atletas

As of SUN 18 SEP 2016

Players	NPC	Matches				Games				Match Duration	
		Played	Won	Lost	%Won	Played	Won	Lost	%Won	All	Average
BORGATO Andrea	ITA	3	1	2	33%	12	5	7	42%	1h34min	31min
Right		Points Won				Points Lost					
Cl1		Total	Own Serve: 58		Most Consecutive: 6		Total	Own Serve: 46		Most Consecutive: 6	
		102	Opp. Serve: 44		GDO: 3		110	Opp. Serve: 64		GLL: 3	
BOUVAIS Thomas	FRA	Matches				Games				Match Duration	
Right		Played	Won	Lost	%Won	Played	Won	Lost	%Won	All	Average
Cl8		4	1	3	25%	17	7	10	41%	2h0min	30min
		Points Won				Points Lost					
		Total	Own Serve: 90		Most Consecutive: 6		Total	Own Serve: 63		Most Consecutive: 9	
		151	Opp. Serve: 61		GDO: 2		156	Opp. Serve: 93		GLL: 5	
BRUCHLE Thomas	GER	Matches				Games				Match Duration	
Right		Played	Won	Lost	%Won	Played	Won	Lost	%Won	All	Average
Cl3		9	6	3	67%	38	23	15	61%	4h32min	30min
		Points Won				Points Lost					
		Total	Own Serve: 175		Most Consecutive: 8		Total	Own Serve: 174		Most Consecutive: 7	
		359	Opp. Serve: 184		GDO: 4		334	Opp. Serve: 160		GLL: 4	
CABESTANY Cedrik	FRA	Matches				Games				Match Duration	
Right		Played	Won	Lost	%Won	Played	Won	Lost	%Won	All	Average
Cl9		3	1	2	33%	11	5	6	45%	1h25min	28min
		Points Won				Points Lost					
		Total	Own Serve: 51		Most Consecutive: 7		Total	Own Serve: 43		Most Consecutive: 6	
		101	Opp. Serve: 50		GDO: 1		91	Opp. Serve: 48		GLL: 4	
CAO Ningning	CHN	Matches				Games				Match Duration	
Right		Played	Won	Lost	%Won	Played	Won	Lost	%Won	All	Average
Cl5		8	6	2	75%	29	21	8	72%	3h37min	27min
		Points Won				Points Lost					
		Total	Own Serve: 152		Most Consecutive: 7		Total	Own Serve: 106		Most Consecutive: 6	
		292	Opp. Serve: 140		GDO: 4		220	Opp. Serve: 114		GLL: 3	
CARBINATTI Carlos	BRA	Matches				Games				Match Duration	
Left		Played	Won	Lost	%Won	Played	Won	Lost	%Won	All	Average
Cl10		3	0	3	0%	12	3	9	25%	1h28min	29min
		Points Won				Points Lost					
		Total	Own Serve: 57		Most Consecutive: 7		Total	Own Serve: 57		Most Consecutive: 7	
		102	Opp. Serve: 45		GDO: 1		125	Opp. Serve: 68		GLL: 4	
CARDONA MARQUEZ J	ESP	Matches				Games				Match Duration	
Right		Played	Won	Lost	%Won	Played	Won	Lost	%Won	All	Average
Cl10		5	3	2	60%	17	9	8	53%	1h55min	23min
		Points Won				Points Lost					
		Total	Own Serve: 85		Most Consecutive: 6		Total	Own Serve: 66		Most Consecutive: 8	
		154	Opp. Serve: 69		GDO: 4		144	Opp. Serve: 78		GLL: 3	



Player Statistics

Estatísticas dos atletas

As of SUN 18 SEP 2016

Players	NPC	Matches				Games				Match Duration	
		Played	Won	Lost	%Won	Played	Won	Lost	%Won	All	Average
CHA Soo Yong Right Cl2	KOR	6	2	4	33%	26	12	14	46%	3h24min	34min
		Points Won				Points Lost					
		Total	Own Serve: 135		Most Consecutive: 7		Total	Own Serve: 99		Most Consecutive: 6	
		231	Opp. Serve: 96		GDO: 6		233	Opp. Serve: 134		GLL: 2	
CHENG Ming-Chih Right Cl5	TPE	Matches				Games				Match Duration	
		Played	Won	Lost	%Won	Played	Won	Lost	%Won	All	Average
		7	6	1	86%	28	19	9	68%	3h2min	26min
		Points Won				Points Lost					
Total	Own Serve: 148		Most Consecutive: 8		Total	Own Serve: 106		Most Consecutive: 6			
278	Opp. Serve: 130		GDO: 5		224	Opp. Serve: 118		GLL: 3			
CHOI Ilsang Right Cl4	KOR	Matches				Games				Match Duration	
		Played	Won	Lost	%Won	Played	Won	Lost	%Won	All	Average
		5	3	2	60%	21	13	8	62%	3h3min	37min
		Points Won				Points Lost					
Total	Own Serve: 110		Most Consecutive: 8		Total	Own Serve: 76		Most Consecutive: 7			
208	Opp. Serve: 98		GDO: 5		174	Opp. Serve: 98		GLL: 5			
CHOJNOWSKI Patryk Right Cl10	POL	Matches				Games				Match Duration	
		Played	Won	Lost	%Won	Played	Won	Lost	%Won	All	Average
		8	7	1	88%	31	23	8	74%	4h2min	30min
		Points Won				Points Lost					
Total	Own Serve: 167		Most Consecutive: 9		Total	Own Serve: 123		Most Consecutive: 6			
330	Opp. Serve: 163		GDO: 3		250	Opp. Serve: 127		GLL: 2			
CONCEICAO ESPINDO. Right Cl2	BRA	Matches				Games				Match Duration	
		Played	Won	Lost	%Won	Played	Won	Lost	%Won	All	Average
		4	1	3	25%	16	5	11	31%	2h15min	34min
		Points Won				Points Lost					
Total	Own Serve: 70		Most Consecutive: 6		Total	Own Serve: 76		Most Consecutive: 7			
126	Opp. Serve: 56		GDO: 3		165	Opp. Serve: 89		GLL: 5			
COPOLA Gabriel Right Cl3	ARG	Matches				Games				Match Duration	
		Played	Won	Lost	%Won	Played	Won	Lost	%Won	All	Average
		4	2	2	50%	13	7	6	54%	1h27min	22min
		Points Won				Points Lost					
Total	Own Serve: 60		Most Consecutive: 5		Total	Own Serve: 53		Most Consecutive: 8			
105	Opp. Serve: 45		GDO: 2		120	Opp. Serve: 67		GLL: 2			
CSEJTEY Richard Left Cl8	SVK	Matches				Games				Match Duration	
		Played	Won	Lost	%Won	Played	Won	Lost	%Won	All	Average
		4	2	2	50%	16	8	8	50%	1h42min	26min
		Points Won				Points Lost					
Total	Own Serve: 92		Most Consecutive: 6		Total	Own Serve: 68		Most Consecutive: 6			
157	Opp. Serve: 65		GDO: 5		159	Opp. Serve: 91		GLL: 4			



Player Statistics

Estatísticas dos atletas

As of SUN 18 SEP 2016

Players	NPC	Matches				Games				Match Duration	
		Played	Won	Lost	%Won	Played	Won	Lost	%Won	All	Average
CSONKA Andras Left Cl8	HUN	7	5	2	71%	27	17	10	63%	3h11min	27min
		Points Won				Points Lost					
		Total	Own Serve: 150		Most Consecutive: 9		Total	Own Serve: 105		Most Consecutive: 6	
		274	Opp. Serve: 124		GDO: 5		235	Opp. Serve: 130		GLL: 3	
CZUPER Rafal Right Cl2	POL	6	4	2	67%	21	14	7	67%	2h41min	27min
		Points Won				Points Lost					
		Total	Own Serve: 108		Most Consecutive: 7		Total	Own Serve: 78		Most Consecutive: 11	
		205	Opp. Serve: 97		GDO: 3		164	Opp. Serve: 86		GLL: 3	
DAVIES Paul Right Cl1	GBR	3	1	2	33%	12	4	8	33%	1h32min	31min
		Points Won				Points Lost					
		Total	Own Serve: 57		Most Consecutive: 5		Total	Own Serve: 55		Most Consecutive: 8	
		103	Opp. Serve: 46		GDO: 5		122	Opp. Serve: 67		GLL: 4	
DAVIES Robert Right Cl1	GBR	6	5	1	83%	25	16	9	64%	3h23min	34min
		Points Won				Points Lost					
		Total	Own Serve: 144		Most Consecutive: 6		Total	Own Serve: 104		Most Consecutive: 7	
		263	Opp. Serve: 119		GDO: 4		234	Opp. Serve: 130		GLL: 5	
DAYBELL Kim Left Cl10	GBR	5	3	2	60%	22	10	12	45%	2h58min	36min
		Points Won				Points Lost					
		Total	Own Serve: 112		Most Consecutive: 6		Total	Own Serve: 103		Most Consecutive: 8	
		215	Opp. Serve: 103		GDO: 3		216	Opp. Serve: 113		GLL: 4	
DEPERGOLA Mauro Right Cl5	ARG	2	0	2	0%	6	0	6	0%	31min	16min
		Points Won				Points Lost					
		Total	Own Serve: 10		Most Consecutive: 3		Total	Own Serve: 35		Most Consecutive: 7	
		24	Opp. Serve: 14		GDO: 0		65	Opp. Serve: 30		GLL: 2	
DETTONI Cristian Left Cl6	CHI	3	0	3	0%	11	2	9	18%	1h3min	21min
		Points Won				Points Lost					
		Total	Own Serve: 41		Most Consecutive: 5		Total	Own Serve: 49		Most Consecutive: 7	
		71	Opp. Serve: 30		GDO: 2		112	Opp. Serve: 63		GLL: 1	



Player Statistics

Estatísticas dos atletas

As of SUN 18 SEP 2016

Players	NPC	Matches				Games				Match Duration	
		Played	Won	Lost	%Won	Played	Won	Lost	%Won	All	Average
DIDUKH Viktor Right Cl8	UKR	6	5	1	83%	20	15	5	75%	2h9min	22min
		Points Won				Points Lost					
		Total	Own Serve: 109		Most Consecutive: 7		Total	Own Serve: 60		Most Consecutive: 5	
		206	Opp. Serve: 97		GDO: 3		135	Opp. Serve: 75		GLL: 3	
DOURBECKER Kevin Left Cl7	FRA	3	1	2	33%	11	3	8	27%	1h20min	27min
		Points Won				Points Lost					
		Total	Own Serve: 54		Most Consecutive: 4		Total	Own Serve: 57		Most Consecutive: 7	
		98	Opp. Serve: 44		GDO: 3		125	Opp. Serve: 68		GLL: 4	
DUCAY Jean-Francois Right Cl1	FRA	3	1	2	33%	9	3	6	33%	1h21min	27min
		Points Won				Points Lost					
		Total	Own Serve: 58		Most Consecutive: 5		Total	Own Serve: 37		Most Consecutive: 6	
		94	Opp. Serve: 36		GDO: 3		96	Opp. Serve: 59		GLL: 4	
EBERHARDT Fernando Right Cl1	ARG	2	0	2	0%	6	0	6	0%	46min	23min
		Points Won				Points Lost					
		Total	Own Serve: 22		Most Consecutive: 3		Total	Own Serve: 29		Most Consecutive: 5	
		38	Opp. Serve: 16		GDO: 0		66	Opp. Serve: 37		GLL: 3	
EL BAQQALI TALIBI Bilal Left Cl5	ESP	3	1	2	33%	11	4	7	36%	1h3min	21min
		Points Won				Points Lost					
		Total	Own Serve: 40		Most Consecutive: 6		Total	Own Serve: 53		Most Consecutive: 8	
		83	Opp. Serve: 43		GDO: 2		102	Opp. Serve: 49		GLL: 2	
FENG Panfeng Right Cl3	CHN	9	9	0	100%	30	27	3	90%	3h14min	22min
		Points Won				Points Lost					
		Total	Own Serve: 167		Most Consecutive: 11		Total	Own Serve: 89		Most Consecutive: 5	
		314	Opp. Serve: 147		GDO: 4		195	Opp. Serve: 106		GLL: 2	
FETIR Ehab Right Cl5	EGY	3	1	2	33%	10	3	7	30%	1h6min	22min
		Points Won				Points Lost					
		Total	Own Serve: 34		Most Consecutive: 5		Total	Own Serve: 51		Most Consecutive: 6	
		72	Opp. Serve: 38		GDO: 3		99	Opp. Serve: 48		GLL: 4	



Player Statistics

Estatísticas dos atletas

As of SUN 18 SEP 2016

Players	NPC	Matches				Games				Match Duration	
		Played	Won	Lost	%Won	Played	Won	Lost	%Won	All	Average
FRACZYK Stanislaw Right Cl9	AUT	4	2	2	50%	15	7	8	47%	1h34min	24min
		Points Won				Points Lost					
		Total	Own Serve: 71		Most Consecutive: 6		Total	Own Serve: 69		Most Consecutive: 4	
		134	Opp. Serve: 63		GDO: 5		149	Opp. Serve: 80		GLL: 3	
GARDOS Krisztian Right Cl10	AUT	6	5	1	83%	25	15	10	60%	3h6min	31min
		Points Won				Points Lost					
		Total	Own Serve: 123		Most Consecutive: 9		Total	Own Serve: 105		Most Consecutive: 9	
		239	Opp. Serve: 116		GDO: 4		217	Opp. Serve: 112		GLL: 3	
GE Yang Left Cl10	CHN	5	5	0	100%	19	15	4	79%	2h37min	31min
		Points Won				Points Lost					
		Total	Own Serve: 110		Most Consecutive: 7		Total	Own Serve: 70		Most Consecutive: 7	
		198	Opp. Serve: 88		GDO: 3		164	Opp. Serve: 94		GLL: 3	
GLINBANCHEUN Yuttajak Right Cl3	THA	5	2	3	40%	18	9	9	50%	1h53min	23min
		Points Won				Points Lost					
		Total	Own Serve: 89		Most Consecutive: 6		Total	Own Serve: 70		Most Consecutive: 7	
		161	Opp. Serve: 72		GDO: 3		158	Opp. Serve: 88		GLL: 4	
GRUDZIEN Piotr Right Cl8	POL	6	4	2	67%	28	16	12	57%	3h10min	32min
		Points Won				Points Lost					
		Total	Own Serve: 138		Most Consecutive: 6		Total	Own Serve: 109		Most Consecutive: 8	
		254	Opp. Serve: 116		GDO: 5		237	Opp. Serve: 128		GLL: 5	
GUARNIERI MANARA L Left Cl8	BRA	2	0	2	0%	8	2	6	25%	47min	24min
		Points Won				Points Lost					
		Total	Own Serve: 35		Most Consecutive: 5		Total	Own Serve: 33		Most Consecutive: 9	
		55	Opp. Serve: 20		GDO: 1		83	Opp. Serve: 50		GLL: 2	
GUO Xingyuan Left Cl4	CHN	7	5	2	71%	27	17	10	63%	3h28min	30min
		Points Won				Points Lost					
		Total	Own Serve: 145		Most Consecutive: 7		Total	Own Serve: 96		Most Consecutive: 7	
		253	Opp. Serve: 108		GDO: 4		226	Opp. Serve: 130		GLL: 3	



Player Statistics

Estatísticas dos atletas

As of SUN 18 SEP 2016

Players	NPC	Matches				Games				Match Duration	
		Played	Won	Lost	%Won	Played	Won	Lost	%Won	All	Average
GUERTLER Jan	GER	4	2	2	50%	16	9	7	56%	1h29min	22min
Right		Points Won				Points Lost					
Cl3		Total	Own Serve:	83	Most Consecutive:	9	Total	Own Serve:	61	Most Consecutive:	11
		150	Opp. Serve:	67	GDO:	3	139	Opp. Serve:	78	GLL:	3
HAMADTOU Ibrahim	EGY	Matches				Games				Match Duration	
Cl6		Played	Won	Lost	%Won	Played	Won	Lost	%Won	All	Average
		2	0	2	0%	6	0	6	0%	31min	16min
		Points Won				Points Lost					
		Total	Own Serve:	18	Most Consecutive:	4	Total	Own Serve:	31	Most Consecutive:	11
		30	Opp. Serve:	12	GDO:	0	65	Opp. Serve:	34	GLL:	4
HERGELINK Bas	NED	Matches				Games				Match Duration	
Left		Played	Won	Lost	%Won	Played	Won	Lost	%Won	All	Average
Cl10		4	1	3	25%	16	7	9	44%	1h35min	24min
		Points Won				Points Lost					
		Total	Own Serve:	65	Most Consecutive:	7	Total	Own Serve:	72	Most Consecutive:	10
		128	Opp. Serve:	63	GDO:	2	143	Opp. Serve:	71	GLL:	2
HORUT Daniel	CZE	Matches				Games				Match Duration	
Left		Played	Won	Lost	%Won	Played	Won	Lost	%Won	All	Average
Cl7		3	0	3	0%	12	3	9	25%	1h7min	22min
		Points Won				Points Lost					
		Total	Own Serve:	49	Most Consecutive:	9	Total	Own Serve:	50	Most Consecutive:	9
		86	Opp. Serve:	37	GDO:	4	121	Opp. Serve:	71	GLL:	3
JAMBOR Miroslav	SVK	Matches				Games				Match Duration	
Right		Played	Won	Lost	%Won	Played	Won	Lost	%Won	All	Average
Cl7		3	0	3	0%	12	3	9	25%	1h20min	27min
		Points Won				Points Lost					
		Total	Own Serve:	57	Most Consecutive:	5	Total	Own Serve:	63	Most Consecutive:	8
		112	Opp. Serve:	55	GDO:	4	135	Opp. Serve:	72	GLL:	3
JENSEN Michal	DEN	Matches				Games				Match Duration	
Left		Played	Won	Lost	%Won	Played	Won	Lost	%Won	All	Average
Cl6		3	1	2	33%	12	5	7	42%	1h37min	32min
		Points Won				Points Lost					
		Total	Own Serve:	62	Most Consecutive:	5	Total	Own Serve:	59	Most Consecutive:	7
		113	Opp. Serve:	51	GDO:	4	131	Opp. Serve:	72	GLL:	2
JEYOUNG Youngill	KOR	Matches				Games				Match Duration	
Right		Played	Won	Lost	%Won	Played	Won	Lost	%Won	All	Average
Cl3		3	0	3	0%	12	3	9	25%	1h33min	31min
		Points Won				Points Lost					
		Total	Own Serve:	53	Most Consecutive:	6	Total	Own Serve:	60	Most Consecutive:	6
		105	Opp. Serve:	52	GDO:	2	122	Opp. Serve:	62	GLL:	3



Player Statistics

Estatísticas dos atletas

As of SUN 18 SEP 2016

Players	NPC	Matches				Games				Match Duration	
		Played	Won	Lost	%Won	Played	Won	Lost	%Won	All	Average
JOO Young Dae	KOR	5	4	1	80%	18	13	5	72%	2h26min	29min
Cl1	Points Won				Points Lost						
	Total	Own Serve:	114	Most Consecutive:	7	Total	Own Serve:	65	Most Consecutive:	5	
	196	Opp. Serve:	82	GDO:	4	156	Opp. Serve:	91	GLL:	3	
KALEM Mohamed Amine	ITA	Matches				Games				Match Duration	
Right		Played	Won	Lost	%Won	Played	Won	Lost	%Won	All	Average
Cl9		7	4	3	57%	30	17	13	57%	3h40min	31min
	Points Won				Points Lost						
	Total	Own Serve:	160	Most Consecutive:	10	Total	Own Serve:	115	Most Consecutive:	9	
	296	Opp. Serve:	136	GDO:	4	255	Opp. Serve:	140	GLL:	4	
KARABEC Ivan	CZE	Matches				Games				Match Duration	
Right		Played	Won	Lost	%Won	Played	Won	Lost	%Won	All	Average
Cl10		4	2	2	50%	14	7	7	50%	1h34min	24min
	Points Won				Points Lost						
	Total	Own Serve:	69	Most Consecutive:	9	Total	Own Serve:	65	Most Consecutive:	6	
	134	Opp. Serve:	65	GDO:	2	134	Opp. Serve:	69	GLL:	4	
KARLSSON Linus	SWE	Matches				Games				Match Duration	
Right		Played	Won	Lost	%Won	Played	Won	Lost	%Won	All	Average
Cl8		6	4	2	67%	26	14	12	54%	2h54min	29min
	Points Won				Points Lost						
	Total	Own Serve:	136	Most Consecutive:	8	Total	Own Serve:	104	Most Consecutive:	6	
	241	Opp. Serve:	105	GDO:	5	236	Opp. Serve:	132	GLL:	4	
KIM Jeong Seok	KOR	Matches				Games				Match Duration	
Right		Played	Won	Lost	%Won	Played	Won	Lost	%Won	All	Average
Cl3		3	1	2	33%	10	4	6	40%	1h17min	26min
	Points Won				Points Lost						
	Total	Own Serve:	50	Most Consecutive:	4	Total	Own Serve:	49	Most Consecutive:	4	
	91	Opp. Serve:	41	GDO:	4	102	Opp. Serve:	53	GLL:	2	
KIM Jung-Gil	KOR	Matches				Games				Match Duration	
Right		Played	Won	Lost	%Won	Played	Won	Lost	%Won	All	Average
Cl4		6	3	3	50%	23	12	11	52%	2h52min	29min
	Points Won				Points Lost						
	Total	Own Serve:	112	Most Consecutive:	8	Total	Own Serve:	93	Most Consecutive:	6	
	204	Opp. Serve:	92	GDO:	3	204	Opp. Serve:	111	GLL:	3	
KIM Kyungmook	KOR	Matches				Games				Match Duration	
Right		Played	Won	Lost	%Won	Played	Won	Lost	%Won	All	Average
Cl2		5	3	2	60%	21	11	10	52%	2h56min	35min
	Points Won				Points Lost						
	Total	Own Serve:	100	Most Consecutive:	5	Total	Own Serve:	107	Most Consecutive:	9	
	193	Opp. Serve:	93	GDO:	5	214	Opp. Serve:	107	GLL:	3	



Player Statistics

Estatísticas dos atletas

As of SUN 18 SEP 2016

Players	NPC	Matches				Games				Match Duration	
		Played	Won	Lost	%Won	Played	Won	Lost	%Won	All	Average
KIM Young Gun Right Cl4	KOR	3	2	1	67%	9	6	3	67%	1h11min	24min
		Points Won				Points Lost					
		Total	Own Serve: 41		Most Consecutive: 7		Total	Own Serve: 41		Most Consecutive: 6	
		86	Opp. Serve: 45		GDO: 6		77	Opp. Serve: 36		GLL: 0	
KNAF Welder Right Cl3	BRA	7	3	4	43%	25	12	13	48%	2h46min	24min
		Points Won				Points Lost					
		Total	Own Serve: 112		Most Consecutive: 8		Total	Own Serve: 99		Most Consecutive: 8	
		211	Opp. Serve: 99		GDO: 6		215	Opp. Serve: 116		GLL: 3	
KOLEOSHO Ahmed Right Cl3	NGR	4	0	4	0%	17	5	12	29%	1h27min	22min
		Points Won				Points Lost					
		Total	Own Serve: 69		Most Consecutive: 7		Total	Own Serve: 79		Most Consecutive: 10	
		126	Opp. Serve: 57		GDO: 3		170	Opp. Serve: 91		GLL: 2	
LAMIRAULT Fabien Right Cl2	FRA	7	6	1	86%	27	20	7	74%	4h14min	36min
		Points Won				Points Lost					
		Total	Own Serve: 156		Most Consecutive: 8		Total	Own Serve: 98		Most Consecutive: 5	
		292	Opp. Serve: 136		GDO: 5		217	Opp. Serve: 119		GLL: 5	
LAOWONG Anurak Right Cl3	THA	5	2	3	40%	17	6	11	35%	1h59min	24min
		Points Won				Points Lost					
		Total	Own Serve: 70		Most Consecutive: 11		Total	Own Serve: 79		Most Consecutive: 7	
		143	Opp. Serve: 73		GDO: 3		161	Opp. Serve: 82		GLL: 3	
LAST Gerben Right Cl9	NED	7	5	2	71%	26	16	10	62%	2h53min	25min
		Points Won				Points Lost					
		Total	Own Serve: 118		Most Consecutive: 9		Total	Own Serve: 122		Most Consecutive: 6	
		243	Opp. Serve: 125		GDO: 4		233	Opp. Serve: 111		GLL: 3	
LEDOUX Marc Left Cl8	BEL	3	1	2	33%	11	4	7	36%	1h10min	23min
		Points Won				Points Lost					
		Total	Own Serve: 50		Most Consecutive: 9		Total	Own Serve: 47		Most Consecutive: 6	
		87	Opp. Serve: 37		GDO: 5		106	Opp. Serve: 59		GLL: 2	



Player Statistics

Estatísticas dos atletas

As of SUN 18 SEP 2016

Players	NPC	Matches				Games				Match Duration	
		Played	Won	Lost	%Won	Played	Won	Lost	%Won	All	Average
LIAN Hao Left Cl10	CHN	7	4	3	57%	26	15	11	58%	3h0min	26min
		Points Won				Points Lost					
		Total	Own Serve: 132		Most Consecutive: 7		Total	Own Serve: 110		Most Consecutive: 7	
		249	Opp. Serve: 117		GDO: 7		233	Opp. Serve: 123		GLL: 2	
LIMA Aloisio Right Cl1	BRA	2	0	2	0%	8	2	6	25%	58min	29min
		Points Won				Points Lost					
		Total	Own Serve: 35		Most Consecutive: 7		Total	Own Serve: 37		Most Consecutive: 9	
		64	Opp. Serve: 29		GDO: 2		81	Opp. Serve: 44		GLL: 5	
LIN Yen-Hung Right Cl5	TPE	5	2	3	40%	20	7	13	35%	2h36min	31min
		Points Won				Points Lost					
		Total	Own Serve: 83		Most Consecutive: 6		Total	Own Serve: 87		Most Consecutive: 7	
		152	Opp. Serve: 69		GDO: 6		191	Opp. Serve: 104		GLL: 4	
LIS Rafal Right Cl4	POL	3	2	1	67%	15	8	7	53%	1h46min	35min
		Points Won				Points Lost					
		Total	Own Serve: 76		Most Consecutive: 7		Total	Own Serve: 70		Most Consecutive: 9	
		147	Opp. Serve: 71		GDO: 2		145	Opp. Serve: 75		GLL: 5	
LOICQ Mathieu Right Cl8	BEL	2	0	2	0%	9	3	6	33%	1h4min	32min
		Points Won				Points Lost					
		Total	Own Serve: 56		Most Consecutive: 6		Total	Own Serve: 43		Most Consecutive: 6	
		96	Opp. Serve: 40		GDO: 2		103	Opp. Serve: 60		GLL: 5	
LUDROVSKY Martin Right Cl2	SVK	6	3	3	50%	24	11	13	46%	3h31min	35min
		Points Won				Points Lost					
		Total	Own Serve: 107		Most Consecutive: 9		Total	Own Serve: 102		Most Consecutive: 7	
		205	Opp. Serve: 98		GDO: 3		217	Opp. Serve: 115		GLL: 6	
MA Lin Left Cl9	CHN	6	4	2	67%	23	15	8	65%	2h41min	27min
		Points Won				Points Lost					
		Total	Own Serve: 125		Most Consecutive: 8		Total	Own Serve: 86		Most Consecutive: 5	
		227	Opp. Serve: 102		GDO: 3		192	Opp. Serve: 106		GLL: 3	



Player Statistics

Estatísticas dos atletas

As of SUN 18 SEP 2016

Players	NPC	Matches				Games				Match Duration	
		Played	Won	Lost	%Won	Played	Won	Lost	%Won	All	Average
MARCIAO da COSTA G	BRA	4	1	3	25%	14	4	10	29%	1h34min	24min
Right		Points Won				Points Lost					
CI2		Total	Own Serve: 69		Most Consecutive: 7		Total	Own Serve: 59		Most Consecutive: 5	
		118	Opp. Serve: 49		GDO: 1		142	Opp. Serve: 83		GLL: 5	
McKIBBIN Aaron	GBR	Matches				Games				Match Duration	
Right		Played	Won	Lost	%Won	Played	Won	Lost	%Won	All	Average
CI8		4	2	2	50%	16	7	9	44%	1h58min	30min
		Points Won				Points Lost					
		Total	Own Serve: 73		Most Consecutive: 10		Total	Own Serve: 67		Most Consecutive: 6	
		144	Opp. Serve: 71		GDO: 3		141	Opp. Serve: 74		GLL: 5	
MERRIEN Florian	FRA	Matches				Games				Match Duration	
Left		Played	Won	Lost	%Won	Played	Won	Lost	%Won	All	Average
CI3		6	5	1	83%	25	17	8	68%	2h52min	29min
		Points Won				Points Lost					
		Total	Own Serve: 144		Most Consecutive: 7		Total	Own Serve: 92		Most Consecutive: 9	
		262	Opp. Serve: 118		GDO: 4		211	Opp. Serve: 119		GLL: 6	
MESSI Stephane	FRA	Matches				Games				Match Duration	
Right		Played	Won	Lost	%Won	Played	Won	Lost	%Won	All	Average
CI7		3	1	2	33%	12	6	6	50%	1h37min	32min
		Points Won				Points Lost					
		Total	Own Serve: 55		Most Consecutive: 5		Total	Own Serve: 56		Most Consecutive: 7	
		109	Opp. Serve: 54		GDO: 2		112	Opp. Serve: 56		GLL: 2	
MOLLIENS Stephane	FRA	Matches				Games				Match Duration	
Left		Played	Won	Lost	%Won	Played	Won	Lost	%Won	All	Average
CI2		6	4	2	67%	24	14	10	58%	3h28min	35min
		Points Won				Points Lost					
		Total	Own Serve: 118		Most Consecutive: 5		Total	Own Serve: 102		Most Consecutive: 6	
		227	Opp. Serve: 109		GDO: 2		214	Opp. Serve: 112		GLL: 5	
MORALES GARCIA Jordi	ESP	Matches				Games				Match Duration	
Right		Played	Won	Lost	%Won	Played	Won	Lost	%Won	All	Average
CI7		7	4	3	57%	28	14	14	50%	3h38min	31min
		Points Won				Points Lost					
		Total	Own Serve: 134		Most Consecutive: 8		Total	Own Serve: 128		Most Consecutive: 10	
		256	Opp. Serve: 122		GDO: 6		266	Opp. Serve: 138		GLL: 3	
MOREIRA Diego	BRA	Matches				Games				Match Duration	
Right		Played	Won	Lost	%Won	Played	Won	Lost	%Won	All	Average
CI9		2	1	1	50%	9	4	5	44%	1h8min	34min
		Points Won				Points Lost					
		Total	Own Serve: 39		Most Consecutive: 4		Total	Own Serve: 44		Most Consecutive: 5	
		77	Opp. Serve: 38		GDO: 3		88	Opp. Serve: 44		GLL: 1	



Player Statistics

Estatísticas dos atletas

As of SUN 18 SEP 2016

Players	NPC	Matches				Games				Match Duration					
		Played	Won	Lost	%Won	Played	Won	Lost	%Won	All	Average				
NALEPKA Maciej Right Cl3	POL	4	2	2	50%	16	6	10	38%	1h50min	28min				
		Points Won				Points Lost									
		Total	Own Serve:		83	Most Consecutive:		8	Total	Own Serve:		71	Most Consecutive:		6
		150	Opp. Serve:		67	GDO:		6	161	Opp. Serve:		90	GLL:		3
NAM Kiwon Right Cl1	KOR	5	4	1	80%	18	14	4	78%	2h32min	30min				
		Points Won				Points Lost									
		Total	Own Serve:		104	Most Consecutive:		8	Total	Own Serve:		65	Most Consecutive:		5
		182	Opp. Serve:		78	GDO:		4	157	Opp. Serve:		92	GLL:		1
NICK Emmanuel Chinedu Right Cl4	NGR	3	1	2	33%	10	3	7	30%	54min	18min				
		Points Won				Points Lost									
		Total	Own Serve:		37	Most Consecutive:		5	Total	Own Serve:		49	Most Consecutive:		8
		75	Opp. Serve:		38	GDO:		2	97	Opp. Serve:		48	GLL:		3
NIKOLENKO Maxym Right Cl7	UKR	3	2	1	67%	13	7	6	54%	1h41min	34min				
		Points Won				Points Lost									
		Total	Own Serve:		65	Most Consecutive:		6	Total	Own Serve:		60	Most Consecutive:		6
		128	Opp. Serve:		63	GDO:		6	125	Opp. Serve:		65	GLL:		3
OEHGREN Alexander Right Cl3	SWE	3	2	1	67%	12	6	6	50%	1h12min	24min				
		Points Won				Points Lost									
		Total	Own Serve:		57	Most Consecutive:		7	Total	Own Serve:		49	Most Consecutive:		9
		111	Opp. Serve:		54	GDO:		2	103	Opp. Serve:		54	GLL:		2
OZTURK Abdullah Right Cl4	TUR	6	6	0	100%	26	18	8	69%	3h41min	37min				
		Points Won				Points Lost									
		Total	Own Serve:		150	Most Consecutive:		7	Total	Own Serve:		88	Most Consecutive:		5
		264	Opp. Serve:		114	GDO:		5	207	Opp. Serve:		119	GLL:		4
OZTURK Ali Right Cl5	TUR	5	1	4	20%	22	9	13	41%	2h34min	31min				
		Points Won				Points Lost									
		Total	Own Serve:		107	Most Consecutive:		10	Total	Own Serve:		82	Most Consecutive:		9
		191	Opp. Serve:		84	GDO:		1	195	Opp. Serve:		113	GLL:		6



Player Statistics

Estatísticas dos atletas

As of SUN 18 SEP 2016

Players	NPC	Matches				Games				Match Duration	
		Played	Won	Lost	%Won	Played	Won	Lost	%Won	All	Average
PALIKUCA Mitar Right CI5	SRB	6	4	2	67%	21	13	8	62%	2h34min	26min
		Points Won				Points Lost					
		Total	Own Serve:	106	Most Consecutive:	8	Total	Own Serve:	77	Most Consecutive:	7
		205	Opp. Serve:	99	GDO:	4	163	Opp. Serve:	86	GLL:	6
PEREIRA STROH Israel Left CI7	BRA	7	5	2	71%	30	17	13	57%	3h57min	34min
		Points Won				Points Lost					
		Total	Own Serve:	161	Most Consecutive:	7	Total	Own Serve:	122	Most Consecutive:	6
		283	Opp. Serve:	122	GDO:	3	275	Opp. Serve:	153	GLL:	3
PEREZ GONZALEZ JB Left CI9	ESP	6	2	4	33%	22	8	14	36%	2h19min	23min
		Points Won				Points Lost					
		Total	Own Serve:	102	Most Consecutive:	5	Total	Own Serve:	100	Most Consecutive:	6
		195	Opp. Serve:	93	GDO:	5	212	Opp. Serve:	112	GLL:	7
PERLIC Goran Right CI2	SRB	3	0	3	0%	11	2	9	18%	1h21min	27min
		Points Won				Points Lost					
		Total	Own Serve:	45	Most Consecutive:	4	Total	Own Serve:	51	Most Consecutive:	11
		80	Opp. Serve:	35	GDO:	1	116	Opp. Serve:	65	GLL:	3
PETRUNIV Vasyi Right CI3	UKR	3	1	2	33%	14	7	7	50%	1h31min	30min
		Points Won				Points Lost					
		Total	Own Serve:	72	Most Consecutive:	9	Total	Own Serve:	60	Most Consecutive:	7
		129	Opp. Serve:	57	GDO:	6	133	Opp. Serve:	73	GLL:	4
PINO Matias Left CI6	CHI	3	1	2	33%	14	6	8	43%	1h36min	32min
		Points Won				Points Lost					
		Total	Own Serve:	67	Most Consecutive:	5	Total	Own Serve:	59	Most Consecutive:	7
		121	Opp. Serve:	54	GDO:	3	128	Opp. Serve:	69	GLL:	3
POPOV Mykhaylo Left CI7	UKR	3	1	2	33%	14	6	8	43%	1h29min	30min
		Points Won				Points Lost					
		Total	Own Serve:	64	Most Consecutive:	9	Total	Own Serve:	56	Most Consecutive:	9
		123	Opp. Serve:	59	GDO:	0	119	Opp. Serve:	63	GLL:	4



Player Statistics

Estatísticas dos atletas

As of SUN 18 SEP 2016

Players	NPC	Matches				Games				Match Duration	
		Played	Won	Lost	%Won	Played	Won	Lost	%Won	All	Average
RAU Thomas	GER	3	2	1	67%	9	6	3	67%	1h0min	20min
Right		Points Won				Points Lost					
Cl6		Total	Own Serve: 43		Most Consecutive: 11		Total	Own Serve: 34		Most Consecutive: 6	
		82	Opp. Serve: 39		GDO: 4		69	Opp. Serve: 35		GLL: 1	
REVUCKY Rastislav	SVK	Matches				Games				Match Duration	
Right		Played	Won	Lost	%Won	Played	Won	Lost	%Won	All	Average
Cl2		2	0	2	0%	8	2	6	25%	1h3min	32min
		Points Won				Points Lost					
		Total	Own Serve: 34		Most Consecutive: 5		Total	Own Serve: 37		Most Consecutive: 5	
		63	Opp. Serve: 29		GDO: 0		80	Opp. Serve: 43		GLL: 1	
RIAPOS Jan	SVK	Matches				Games				Match Duration	
Right		Played	Won	Lost	%Won	Played	Won	Lost	%Won	All	Average
Cl2		5	3	2	60%	21	13	8	62%	2h26min	29min
		Points Won				Points Lost					
		Total	Own Serve: 117		Most Consecutive: 7		Total	Own Serve: 78		Most Consecutive: 5	
		209	Opp. Serve: 92		GDO: 3		178	Opp. Serve: 100		GLL: 2	
RODRIGUEZ MARTINEZ	ESP	Matches				Games				Match Duration	
Right		Played	Won	Lost	%Won	Played	Won	Lost	%Won	All	Average
Cl3		3	0	3	0%	12	3	9	25%	1h23min	28min
		Points Won				Points Lost					
		Total	Own Serve: 58		Most Consecutive: 5		Total	Own Serve: 57		Most Consecutive: 8	
		97	Opp. Serve: 39		GDO: 2		134	Opp. Serve: 77		GLL: 6	
ROSENMEIER Peter	DEN	Matches				Games				Match Duration	
Left		Played	Won	Lost	%Won	Played	Won	Lost	%Won	All	Average
Cl6		6	5	1	83%	23	16	7	70%	2h37min	26min
		Points Won				Points Lost					
		Total	Own Serve: 117		Most Consecutive: 7		Total	Own Serve: 84		Most Consecutive: 5	
		228	Opp. Serve: 111		GDO: 4		177	Opp. Serve: 93		GLL: 2	
RUIZ REYES Jose Manuel	ESP	Matches				Games				Match Duration	
Left		Played	Won	Lost	%Won	Played	Won	Lost	%Won	All	Average
Cl10		6	2	4	33%	23	10	13	43%	3h12min	32min
		Points Won				Points Lost					
		Total	Own Serve: 116		Most Consecutive: 4		Total	Own Serve: 117		Most Consecutive: 9	
		221	Opp. Serve: 105		GDO: 4		246	Opp. Serve: 129		GLL: 3	
SALEH Sameh	EGY	Matches				Games				Match Duration	
Right		Played	Won	Lost	%Won	Played	Won	Lost	%Won	All	Average
Cl4		5	1	4	20%	21	7	14	33%	2h35min	31min
		Points Won				Points Lost					
		Total	Own Serve: 81		Most Consecutive: 6		Total	Own Serve: 103		Most Consecutive: 6	
		165	Opp. Serve: 84		GDO: 4		203	Opp. Serve: 100		GLL: 2	



Player Statistics

Estatísticas dos atletas

As of SUN 18 SEP 2016

Players	NPC	Matches				Games				Match Duration			
		Played	Won	Lost	%Won	Played	Won	Lost	%Won	All	Average		
SALMIN Paulo Right Cl7	BRA	3	0	3	0%	14	5	9	36%	1h50min	37min		
		Points Won				Points Lost							
		Total	Own Serve: 60			Most Consecutive: 8			Total	Own Serve: 72			Most Consecutive: 7
		121	Opp. Serve: 61			GDO: 5			138	Opp. Serve: 66			GLL: 6
SAVANT AIRA Nicolas Right Cl5	FRA	Matches				Games				Match Duration			
		Played	Won	Lost	%Won	Played	Won	Lost	%Won	All	Average		
		2	0	2	0%	7	1	6	14%	47min	24min		
		Points Won				Points Lost							
Total	Own Serve: 24			Most Consecutive: 4			Total	Own Serve: 35			Most Consecutive: 8		
52	Opp. Serve: 28			GDO: 0			68	Opp. Serve: 33			GLL: 3		
SCHMIDBERGER Thomas Right Cl3	GER	Matches				Games				Match Duration			
		Played	Won	Lost	%Won	Played	Won	Lost	%Won	All	Average		
		7	5	2	71%	24	16	8	67%	2h27min	21min		
		Points Won				Points Lost							
Total	Own Serve: 126			Most Consecutive: 9			Total	Own Serve: 80			Most Consecutive: 6		
233	Opp. Serve: 107			GDO: 3			181	Opp. Serve: 101			GLL: 4		
SEOANE ALCARAZ A Right Cl6	ESP	Matches				Games				Match Duration			
		Played	Won	Lost	%Won	Played	Won	Lost	%Won	All	Average		
		3	1	2	33%	14	6	8	43%	1h36min	32min		
		Points Won				Points Lost							
Total	Own Serve: 66			Most Consecutive: 6			Total	Own Serve: 57			Most Consecutive: 7		
115	Opp. Serve: 49			GDO: 3			137	Opp. Serve: 80			GLL: 2		
SJOQVIST Victor Right Cl3	SWE	Matches				Games				Match Duration			
		Played	Won	Lost	%Won	Played	Won	Lost	%Won	All	Average		
		3	0	3	0%	9	0	9	0%	53min	18min		
		Points Won				Points Lost							
Total	Own Serve: 21			Most Consecutive: 4			Total	Own Serve: 55			Most Consecutive: 9		
51	Opp. Serve: 30			GDO: 0			100	Opp. Serve: 45			GLL: 3		
SKRZYNECKI Marcin Right Cl8	POL	Matches				Games				Match Duration			
		Played	Won	Lost	%Won	Played	Won	Lost	%Won	All	Average		
		4	2	2	50%	17	8	9	47%	2h2min	31min		
		Points Won				Points Lost							
Total	Own Serve: 82			Most Consecutive: 7			Total	Own Serve: 72			Most Consecutive: 7		
151	Opp. Serve: 69			GDO: 3			162	Opp. Serve: 90			GLL: 3		
SUN Churen Left Cl8	CHN	Matches				Games				Match Duration			
		Played	Won	Lost	%Won	Played	Won	Lost	%Won	All	Average		
		3	0	3	0%	13	4	9	31%	1h42min	34min		
		Points Won				Points Lost							
Total	Own Serve: 52			Most Consecutive: 9			Total	Own Serve: 58			Most Consecutive: 10		
93	Opp. Serve: 41			GDO: 1			126	Opp. Serve: 68			GLL: 3		



Player Statistics

Estatísticas dos atletas

As of SUN 18 SEP 2016

Players	NPC	Matches				Games				Match Duration	
		Played	Won	Lost	%Won	Played	Won	Lost	%Won	All	Average
THOMAS Maxime	FRA	6	4	2	67%	24	16	8	67%	2h49min	28min
Right		Points Won				Points Lost					
Cl4		Total	Own Serve:	133	Most Consecutive:	9	Total	Own Serve:	80	Most Consecutive:	6
		236	Opp. Serve:	103	GDO:	2	191	Opp. Serve:	111	GLL:	5
THOMPSON Ashley Facey	GBR	Matches				Games				Match Duration	
Left		Played	Won	Lost	%Won	Played	Won	Lost	%Won	All	Average
Cl9		2	0	2	0%	6	0	6	0%	36min	18min
		Points Won				Points Lost					
		Total	Own Serve:	23	Most Consecutive:	3	Total	Own Serve:	33	Most Consecutive:	5
		43	Opp. Serve:	20	GDO:	0	67	Opp. Serve:	34	GLL:	5
TOLBA Hassaan	EGY	Matches				Games				Match Duration	
Right		Played	Won	Lost	%Won	Played	Won	Lost	%Won	All	Average
Cl5		4	3	1	75%	14	10	4	71%	2h0min	30min
		Points Won				Points Lost					
		Total	Own Serve:	74	Most Consecutive:	9	Total	Own Serve:	48	Most Consecutive:	8
		128	Opp. Serve:	54	GDO:	3	113	Opp. Serve:	65	GLL:	2
TURAN Nesim	TUR	Matches				Games				Match Duration	
Right		Played	Won	Lost	%Won	Played	Won	Lost	%Won	All	Average
Cl4		6	4	2	67%	23	13	10	57%	2h57min	30min
		Points Won				Points Lost					
		Total	Own Serve:	117	Most Consecutive:	9	Total	Own Serve:	98	Most Consecutive:	6
		221	Opp. Serve:	104	GDO:	4	205	Opp. Serve:	107	GLL:	3
VALERA MUNOZ VARG.	ESP	Matches				Games				Match Duration	
Right		Played	Won	Lost	%Won	Played	Won	Lost	%Won	All	Average
Cl6		7	4	3	57%	27	15	12	56%	3h32min	30min
		Points Won				Points Lost					
		Total	Own Serve:	143	Most Consecutive:	7	Total	Own Serve:	105	Most Consecutive:	7
		263	Opp. Serve:	120	GDO:	2	231	Opp. Serve:	126	GLL:	5
VELLA Giuseppe	ITA	Matches				Games				Match Duration	
Right		Played	Won	Lost	%Won	Played	Won	Lost	%Won	All	Average
Cl2		3	0	3	0%	10	1	9	10%	1h12min	24min
		Points Won				Points Lost					
		Total	Own Serve:	36	Most Consecutive:	5	Total	Own Serve:	56	Most Consecutive:	6
		72	Opp. Serve:	36	GDO:	1	112	Opp. Serve:	56	GLL:	2
WILSON Ross	GBR	Matches				Games				Match Duration	
Right		Played	Won	Lost	%Won	Played	Won	Lost	%Won	All	Average
Cl8		5	2	3	40%	19	10	9	53%	2h23min	29min
		Points Won				Points Lost					
		Total	Own Serve:	103	Most Consecutive:	4	Total	Own Serve:	75	Most Consecutive:	4
		178	Opp. Serve:	75	GDO:	2	172	Opp. Serve:	97	GLL:	3



Player Statistics

Estatísticas dos atletas

As of SUN 18 SEP 2016

Players	NPC	Matches				Games				Match Duration	
		Played	Won	Lost	%Won	Played	Won	Lost	%Won	All	Average
WOLLMERT Jochen	GER	4	1	3	25%	15	5	10	33%	1h47min	27min
Right		Points Won				Points Lost					
Cl7		Total	Own Serve: 55		Most Consecutive: 6		Total	Own Serve: 80		Most Consecutive: 6	
		122	Opp. Serve: 67		GDO: 2		150	Opp. Serve: 70		GLL: 6	
YE Chaoqun	CHN	Matches				Games				Match Duration	
Right		Played	Won	Lost	%Won	Played	Won	Lost	%Won	All	Average
Cl8		7	3	4	43%	28	14	14	50%	3h0min	26min
		Points Won				Points Lost					
		Total	Own Serve: 140		Most Consecutive: 10		Total	Own Serve: 113		Most Consecutive: 8	
		261	Opp. Serve: 121		GDO: 3		247	Opp. Serve: 134		GLL: 5	
YEZYK Oleksandr	UKR	Matches				Games				Match Duration	
Right		Played	Won	Lost	%Won	Played	Won	Lost	%Won	All	Average
Cl2		4	2	2	50%	15	8	7	53%	1h58min	30min
		Points Won				Points Lost					
		Total	Own Serve: 71		Most Consecutive: 6		Total	Own Serve: 72		Most Consecutive: 6	
		131	Opp. Serve: 60		GDO: 5		147	Opp. Serve: 75		GLL: 1	
YOUSSEF Sayed	EGY	Matches				Games				Match Duration	
Left		Played	Won	Lost	%Won	Played	Won	Lost	%Won	All	Average
Cl7		5	2	3	40%	17	7	10	41%	1h47min	21min
		Points Won				Points Lost					
		Total	Own Serve: 81		Most Consecutive: 7		Total	Own Serve: 70		Most Consecutive: 6	
		147	Opp. Serve: 66		GDO: 3		152	Opp. Serve: 82		GLL: 3	
ZBORAI Gyula	HUN	Matches				Games				Match Duration	
Right		Played	Won	Lost	%Won	Played	Won	Lost	%Won	All	Average
Cl8		4	1	3	25%	15	5	10	33%	1h37min	24min
		Points Won				Points Lost					
		Total	Own Serve: 54		Most Consecutive: 6		Total	Own Serve: 71		Most Consecutive: 9	
		107	Opp. Serve: 53		GDO: 4		140	Opp. Serve: 69		GLL: 3	
ZHAI Xiang	CHN	Matches				Games				Match Duration	
Right		Played	Won	Lost	%Won	Played	Won	Lost	%Won	All	Average
Cl3		5	4	1	80%	21	14	7	67%	2h32min	30min
		Points Won				Points Lost					
		Total	Own Serve: 107		Most Consecutive: 9		Total	Own Serve: 77		Most Consecutive: 6	
		205	Opp. Serve: 98		GDO: 4		165	Opp. Serve: 88		GLL: 6	
ZHANG Yan	CHN	Matches				Games				Match Duration	
Right		Played	Won	Lost	%Won	Played	Won	Lost	%Won	All	Average
Cl4		5	3	2	60%	19	10	9	53%	1h58min	24min
		Points Won				Points Lost					
		Total	Own Serve: 90		Most Consecutive: 9		Total	Own Serve: 67		Most Consecutive: 9	
		172	Opp. Serve: 82		GDO: 2		147	Opp. Serve: 80		GLL: 5	



Player Statistics

Estatísticas dos atletas

As of SUN 18 SEP 2016

Players	NPC	Matches				Games				Match Duration	
		Played	Won	Lost	%Won	Played	Won	Lost	%Won	All	Average
ZHAO Ping	CHN	4	3	1	75%	15	9	6	60%	1h34min	24min
Right		Points Won				Points Lost					
Cl3		Total	Own Serve:	85	Most Consecutive:	6	Total	Own Serve:	66	Most Consecutive:	6
		152	Opp. Serve:	67	GDO:	5	148	Opp. Serve:	82	GLL:	3
ZHAO Shuai	CHN	Matches				Games				Match Duration	
Right		Played	Won	Lost	%Won	Played	Won	Lost	%Won	All	Average
Cl8		8	8	0	100%	31	24	7	77%	3h15min	24min
		Points Won				Points Lost					
		Total	Own Serve:	175	Most Consecutive:	6	Total	Own Serve:	116	Most Consecutive:	6
		327	Opp. Serve:	152	GDO:	5	254	Opp. Serve:	138	GLL:	3
ZYLKA Krzysztof	POL	Matches				Games				Match Duration	
Right		Played	Won	Lost	%Won	Played	Won	Lost	%Won	All	Average
Cl4		2	0	2	0%	9	3	6	33%	1h7min	34min
		Points Won				Points Lost					
		Total	Own Serve:	45	Most Consecutive:	6	Total	Own Serve:	41	Most Consecutive:	5
		78	Opp. Serve:	33	GDO:	5	92	Opp. Serve:	51	GLL:	4

Note:

The "Greatest deficit overcome" only applies when the player ends up winning the game and "Greatest lead lost" only when losing.

Legend:

GDO Greatest deficit overcome **GLL** Greatest lead lost **Opp.** Opponent's



Player Statistics

Estatísticas dos atletas

As of SUN 18 SEP 2016

Players	NPC	Matches				Games				Match Duration	
		Played	Won	Lost	%Won	Played	Won	Lost	%Won	All	Average
ABUAWAD Khetam Right Cl5	JOR	4	3	1	75%	13	9	4	69%	1h30min	23min
		Points Won				Points Lost					
		Total	Own Serve: 70		Most Consecutive: 11		Total	Own Serve: 38		Most Consecutive: 6	
		130	Opp. Serve: 60		GDO: 2		87	Opp. Serve: 49		GLL: 3	
AHLQUIST Anna-Carin Right Cl3	SWE	8	7	1	88%	28	22	6	79%	3h4min	23min
		Points Won				Points Lost					
		Total	Own Serve: 160		Most Consecutive: 9		Total	Own Serve: 76		Most Consecutive: 7	
		287	Opp. Serve: 127		GDO: 4		185	Opp. Serve: 109		GLL: 4	
ALTINTAS Nergis Right Cl4	TUR	4	1	3	25%	14	3	11	21%	1h34min	24min
		Points Won				Points Lost					
		Total	Own Serve: 67		Most Consecutive: 7		Total	Own Serve: 58		Most Consecutive: 5	
		109	Opp. Serve: 42		GDO: 1		138	Opp. Serve: 80		GLL: 2	
ASAYUT Dararat Right Cl3	THA	2	0	2	0%	6	0	6	0%	40min	20min
		Points Won				Points Lost					
		Total	Own Serve: 19		Most Consecutive: 4		Total	Own Serve: 33		Most Consecutive: 5	
		40	Opp. Serve: 21		GDO: 0		66	Opp. Serve: 33		GLL: 3	
BARGOUTH Maha Left Cl1	JOR	3	0	3	0%	9	0	9	0%	48min	16min
		Points Won				Points Lost					
		Total	Own Serve: 23		Most Consecutive: 6		Total	Own Serve: 46		Most Consecutive: 7	
		44	Opp. Serve: 21		GDO: 0		98	Opp. Serve: 52		GLL: 6	
BARNEOUD Anne Left Cl7	FRA	4	1	3	25%	13	4	9	31%	1h33min	23min
		Points Won				Points Lost					
		Total	Own Serve: 54		Most Consecutive: 5		Total	Own Serve: 63		Most Consecutive: 10	
		102	Opp. Serve: 48		GDO: 5		134	Opp. Serve: 71		GLL: 3	
BOOTWANSIRINA C Right Cl2	THA	6	2	4	33%	21	7	14	33%	2h40min	27min
		Points Won				Points Lost					
		Total	Own Serve: 83		Most Consecutive: 6		Total	Own Serve: 101		Most Consecutive: 11	
		163	Opp. Serve: 80		GDO: 4		200	Opp. Serve: 99		GLL: 5	



Player Statistics

Estatísticas dos atletas

As of SUN 18 SEP 2016

Players	NPC	Matches				Games				Match Duration		
		Played	Won	Lost	%Won	Played	Won	Lost	%Won	All	Average	
BRILL Chagit Yona Right Cl1	ISR	2	0	2	0%	7	1	6	14%	57min	29min	
		Points Won				Points Lost						
		Total	Own Serve: 21			Most Consecutive: 4		Total	Own Serve: 36			Most Consecutive: 6
		40	Opp. Serve: 19			GDO: 4		75	Opp. Serve: 39			GLL: 4
BRUNELLI Michela Right Cl3	ITA	Matches				Games				Match Duration		
		5	3	2	60%	21	11	10	52%	2h33min	31min	
		Points Won				Points Lost						
		Total	Own Serve: 98			Most Consecutive: 8		Total	Own Serve: 98			Most Consecutive: 7
200	Opp. Serve: 102			GDO: 3		192	Opp. Serve: 94			GLL: 5		
CAMPBELL Lara Jane Right Cl3	GBR	Matches				Games				Match Duration		
		3	0	3	0%	12	3	9	25%	1h23min	28min	
		Points Won				Points Lost						
		Total	Own Serve: 50			Most Consecutive: 6		Total	Own Serve: 58			Most Consecutive: 11
93	Opp. Serve: 43			GDO: 5		123	Opp. Serve: 65			GLL: 4		
COSTA ALEXANDRE B Left Cl10	BRA	Matches				Games				Match Duration		
		7	5	2	71%	23	17	6	74%	2h29min	21min	
		Points Won				Points Lost						
		Total	Own Serve: 121			Most Consecutive: 9		Total	Own Serve: 73			Most Consecutive: 8
216	Opp. Serve: 95			GDO: 4		172	Opp. Serve: 99			GLL: 3		
da SILVA OLIVEIRA Right Cl2	BRA	Matches				Games				Match Duration		
		2	0	2	0%	8	2	6	25%	53min	27min	
		Points Won				Points Lost						
		Total	Own Serve: 34			Most Consecutive: 4		Total	Own Serve: 31			Most Consecutive: 7
55	Opp. Serve: 21			GDO: 1		79	Opp. Serve: 48			GLL: 1		
DRETAR KARIC Helena Right Cl3	CRO	Matches				Games				Match Duration		
		3	1	2	33%	10	4	6	40%	1h9min	23min	
		Points Won				Points Lost						
		Total	Own Serve: 45			Most Consecutive: 5		Total	Own Serve: 45			Most Consecutive: 8
84	Opp. Serve: 39			GDO: 3		96	Opp. Serve: 51			GLL: 3		
DUMAN Hatice Right Cl3	TUR	Matches				Games				Match Duration		
		4	2	2	50%	16	7	9	44%	1h55min	29min	
		Points Won				Points Lost						
		Total	Own Serve: 72			Most Consecutive: 11		Total	Own Serve: 65			Most Consecutive: 7
134	Opp. Serve: 62			GDO: 3		142	Opp. Serve: 77			GLL: 5		



Player Statistics

Estatísticas dos atletas

As of SUN 18 SEP 2016

Players	NPC	Matches				Games				Match Duration				
		Played	Won	Lost	%Won	Played	Won	Lost	%Won	All	Average			
ERTIS Umrans Right Cl10	TUR	4	0	4	0%	14	2	12	14%	1h16min	19min			
		Points Won				Points Lost								
		Total	Own Serve: 47			Most Consecutive: 4			Total	Own Serve: 74			Most Consecutive: 8	
		88	Opp. Serve: 41			GDO: 1			152	Opp. Serve: 78			GLL: 1	
FRAGA SEVERO Thais Right Cl3	BRA	2	0	2	0%	7	1	6	14%	1h5min	33min			
		Points Won				Points Lost								
		Total	Own Serve: 31			Most Consecutive: 3			Total	Own Serve: 38			Most Consecutive: 6	
		60	Opp. Serve: 29			GDO: 2			81	Opp. Serve: 43			GLL: 2	
GREBE Stephanie Right Cl6	GER	4	3	1	75%	16	9	7	56%	1h50min	28min			
		Points Won				Points Lost								
		Total	Own Serve: 70			Most Consecutive: 7			Total	Own Serve: 72			Most Consecutive: 8	
		133	Opp. Serve: 63			GDO: 5			148	Opp. Serve: 76			GLL: 3	
GU Gai Right Cl5	CHN	5	4	1	80%	16	12	4	75%	1h41min	20min			
		Points Won				Points Lost								
		Total	Own Serve: 83			Most Consecutive: 7			Total	Own Serve: 46			Most Consecutive: 6	
		157	Opp. Serve: 74			GDO: 2			100	Opp. Serve: 54			GLL: 1	
HEAD Sara Right Cl3	GBR	5	2	3	40%	18	7	11	39%	2h2min	24min			
		Points Won				Points Lost								
		Total	Own Serve: 84			Most Consecutive: 7			Total	Own Serve: 78			Most Consecutive: 6	
		149	Opp. Serve: 65			GDO: 5			179	Opp. Serve: 101			GLL: 3	
JUNG Young-A Cl5	KOR	8	6	2	75%	27	19	8	70%	3h7min	23min			
		Points Won				Points Lost								
		Total	Own Serve: 139			Most Consecutive: 8			Total	Own Serve: 107			Most Consecutive: 5	
		269	Opp. Serve: 130			GDO: 3			224	Opp. Serve: 117			GLL: 3	
KAMKASOMPHOU Thu Right Cl8	FRA	7	5	2	71%	22	16	6	73%	2h21min	20min			
		Points Won				Points Lost								
		Total	Own Serve: 117			Most Consecutive: 8			Total	Own Serve: 77			Most Consecutive: 7	
		217	Opp. Serve: 100			GDO: 5			171	Opp. Serve: 94			GLL: 1	



Player Statistics

Estatísticas dos atletas

As of SUN 18 SEP 2016

Players	NPC	Matches				Games				Match Duration	
		Played	Won	Lost	%Won	Played	Won	Lost	%Won	All	Average
KANG Oejeong Cl4	KOR	3	0	3	0%	13	4	9	31%	1h22min	27min
		Points Won				Points Lost					
		Total	Own Serve: 53		Most Consecutive: 5		Total	Own Serve: 57		Most Consecutive: 7	
		97	Opp. Serve: 44		GDO: 1		127	Opp. Serve: 70		GLL: 4	
KAVAS Neslihan Cl9	TUR	3	1	2	33%	12	6	6	50%	1h16min	25min
		Points Won				Points Lost					
		Total	Own Serve: 71		Most Consecutive: 5		Total	Own Serve: 44		Most Consecutive: 5	
		112	Opp. Serve: 41		GDO: 2		111	Opp. Serve: 67		GLL: 2	
KHODZYNSKA Antonina Cl6	UKR	5	1	4	20%	25	11	14	44%	3h1min	36min
		Points Won				Points Lost					
		Total	Own Serve: 119		Most Consecutive: 7		Total	Own Serve: 109		Most Consecutive: 10	
		215	Opp. Serve: 96		GDO: 4		237	Opp. Serve: 128		GLL: 7	
KIM Ok Cl3	KOR	2	0	2	0%	7	1	6	14%	46min	23min
		Points Won				Points Lost					
		Total	Own Serve: 29		Most Consecutive: 5		Total	Own Serve: 33		Most Consecutive: 7	
		51	Opp. Serve: 22		GDO: 4		74	Opp. Serve: 41		GLL: 1	
KIM Seong-Ok Cl7	KOR	5	4	1	80%	20	13	7	65%	2h24min	29min
		Points Won				Points Lost					
		Total	Own Serve: 112		Most Consecutive: 9		Total	Own Serve: 67		Most Consecutive: 5	
		203	Opp. Serve: 91		GDO: 4		157	Opp. Serve: 90		GLL: 3	
KORKUT Kubra Cl7	TUR	5	3	2	60%	17	10	7	59%	1h52min	22min
		Points Won				Points Lost					
		Total	Own Serve: 86		Most Consecutive: 10		Total	Own Serve: 63		Most Consecutive: 7	
		167	Opp. Serve: 81		GDO: 3		131	Opp. Serve: 68		GLL: 3	
KRAMM Lena Cl9	GER	3	0	3	0%	9	0	9	0%	50min	17min
		Points Won				Points Lost					
		Total	Own Serve: 32		Most Consecutive: 4		Total	Own Serve: 42		Most Consecutive: 10	
		50	Opp. Serve: 18		GDO: 0		99	Opp. Serve: 57		GLL: 2	



Player Statistics

Estatísticas dos atletas

As of SUN 18 SEP 2016

Players	NPC	Matches				Games				Match Duration				
		Played	Won	Lost	%Won	Played	Won	Lost	%Won	All	Average			
LEE Kunwoo C16	KOR	3	0	3	0%	11	2	9	18%	1h2min	21min			
		Points Won				Points Lost								
		Total	Own Serve: 35			Most Consecutive: 7			Total	Own Serve: 53			Most Consecutive: 10	
		64	Opp. Serve: 29			GDO: 1			110	Opp. Serve: 57			GLL: 2	
LEE Mi-Gyu C13	KOR	Matches				Games				Match Duration				
		Played	Won	Lost	%Won	Played	Won	Lost	%Won	All	Average			
		4	2	2	50%	16	9	7	56%	2h12min	33min			
		Points Won				Points Lost								
Total	Own Serve: 82			Most Consecutive: 6			Total	Own Serve: 65			Most Consecutive: 8			
153	Opp. Serve: 71			GDO: 1			141	Opp. Serve: 76			GLL: 6			
LEI Lina C19	CHN	Matches				Games				Match Duration				
		Played	Won	Lost	%Won	Played	Won	Lost	%Won	All	Average			
		6	4	2	67%	20	13	7	65%	2h6min	21min			
		Points Won				Points Lost								
Total	Own Serve: 105			Most Consecutive: 9			Total	Own Serve: 75			Most Consecutive: 5			
202	Opp. Serve: 97			GDO: 2			162	Opp. Serve: 87			GLL: 3			
LI Qian C13	CHN	Matches				Games				Match Duration				
		Played	Won	Lost	%Won	Played	Won	Lost	%Won	All	Average			
		7	6	1	86%	22	18	4	82%	2h12min	19min			
		Points Won				Points Lost								
Total	Own Serve: 127			Most Consecutive: 7			Total	Own Serve: 74			Most Consecutive: 4			
241	Opp. Serve: 114			GDO: 3			153	Opp. Serve: 79			GLL: 3			
LIU Jing C12	CHN	Matches				Games				Match Duration				
		Played	Won	Lost	%Won	Played	Won	Lost	%Won	All	Average			
		5	5	0	100%	16	15	1	94%	1h32min	18min			
		Points Won				Points Lost								
Total	Own Serve: 99			Most Consecutive: 7			Total	Own Serve: 46			Most Consecutive: 7			
181	Opp. Serve: 82			GDO: 4			110	Opp. Serve: 64			GLL: 5			
LU Pi-Chun C14	TPE	Matches				Games				Match Duration				
		Played	Won	Lost	%Won	Played	Won	Lost	%Won	All	Average			
		3	0	3	0%	12	3	9	25%	1h20min	27min			
		Points Won				Points Lost								
Total	Own Serve: 41			Most Consecutive: 7			Total	Own Serve: 56			Most Consecutive: 11			
72	Opp. Serve: 31			GDO: 2			118	Opp. Serve: 62			GLL: 5			
LUCIC Mirjana C110	CRO	Matches				Games				Match Duration				
		Played	Won	Lost	%Won	Played	Won	Lost	%Won	All	Average			
		5	2	3	40%	19	7	12	37%	1h53min	23min			
		Points Won				Points Lost								
Total	Own Serve: 88			Most Consecutive: 10			Total	Own Serve: 77			Most Consecutive: 8			
161	Opp. Serve: 73			GDO: 3			171	Opp. Serve: 94			GLL: 4			



Player Statistics

Estatísticas dos atletas

As of SUN 18 SEP 2016

Players	NPC	Matches				Games				Match Duration	
		Played	Won	Lost	%Won	Played	Won	Lost	%Won	All	Average
LUNDBAECK Ingela	SWE	8	2	6	25%	28	10	18	36%	3h27min	26min
Left		Points Won				Points Lost					
CI5		Total	Own Serve:	128	Most Consecutive:	8	Total	Own Serve:	142	Most Consecutive:	8
		260	Opp. Serve:	132	GDO:	3	281	Opp. Serve:	139	GLL:	4
LYTOVCHENKO Maryna	UKR	Matches				Games				Match Duration	
Left		Played	Won	Lost	%Won	Played	Won	Lost	%Won	All	Average
CI6		4	2	2	50%	16	8	8	50%	1h53min	28min
		Points Won				Points Lost					
		Total	Own Serve:	85	Most Consecutive:	6	Total	Own Serve:	64	Most Consecutive:	5
		149	Opp. Serve:	64	GDO:	4	155	Opp. Serve:	91	GLL:	2
MARQUES PARINOS J	BRA	Matches				Games				Match Duration	
Right		Played	Won	Lost	%Won	Played	Won	Lost	%Won	All	Average
CI9		3	0	3	0%	9	0	9	0%	53min	18min
		Points Won				Points Lost					
		Total	Own Serve:	36	Most Consecutive:	5	Total	Own Serve:	42	Most Consecutive:	6
		57	Opp. Serve:	21	GDO:	0	99	Opp. Serve:	57	GLL:	2
MARSZAL Katarzyna	POL	Matches				Games				Match Duration	
Right		Played	Won	Lost	%Won	Played	Won	Lost	%Won	All	Average
CI6		3	0	3	0%	10	1	9	10%	1h3min	21min
		Points Won				Points Lost					
		Total	Own Serve:	45	Most Consecutive:	4	Total	Own Serve:	52	Most Consecutive:	7
		87	Opp. Serve:	42	GDO:	0	105	Opp. Serve:	53	GLL:	5
MATIC Nada	SRB	Matches				Games				Match Duration	
Right		Played	Won	Lost	%Won	Played	Won	Lost	%Won	All	Average
CI4		6	4	2	67%	22	13	9	59%	2h59min	30min
		Points Won				Points Lost					
		Total	Own Serve:	113	Most Consecutive:	8	Total	Own Serve:	86	Most Consecutive:	8
		208	Opp. Serve:	95	GDO:	4	195	Opp. Serve:	109	GLL:	2
McDONNELL Andrea	AUS	Matches				Games				Match Duration	
Right		Played	Won	Lost	%Won	Played	Won	Lost	%Won	All	Average
CI10		3	0	3	0%	10	1	9	10%	42min	14min
		Points Won				Points Lost					
		Total	Own Serve:	29	Most Consecutive:	8	Total	Own Serve:	46	Most Consecutive:	9
		51	Opp. Serve:	22	GDO:	1	103	Opp. Serve:	57	GLL:	3
MUZINIC Andela	CRO	Matches				Games				Match Duration	
Right		Played	Won	Lost	%Won	Played	Won	Lost	%Won	All	Average
CI3		7	4	3	57%	29	17	12	59%	3h37min	31min
		Points Won				Points Lost					
		Total	Own Serve:	129	Most Consecutive:	9	Total	Own Serve:	115	Most Consecutive:	9
		253	Opp. Serve:	124	GDO:	6	234	Opp. Serve:	119	GLL:	3



Player Statistics

Estatísticas dos atletas

As of SUN 18 SEP 2016

Players	NPC	Matches				Games				Match Duration			
		Played	Won	Lost	%Won	Played	Won	Lost	%Won	All	Average		
OLIVEIRA Joyce Right Cl4	BRA	3	0	3	0%	11	2	9	18%	1h18min	26min		
		Points Won				Points Lost							
		Total	Own Serve: 46			Most Consecutive: 8			Total	Own Serve: 49			Most Consecutive: 6
		75	Opp. Serve: 29			GDO: 6			118	Opp. Serve: 69			GLL: 2
PAVIC Sandra Right Cl6	CRO	Matches				Games				Match Duration			
		Played	Won	Lost	%Won	Played	Won	Lost	%Won	All	Average		
		4	4	0	100%	15	12	3	80%	1h58min	30min		
		Points Won				Points Lost							
Total	Own Serve: 82			Most Consecutive: 10			Total	Own Serve: 49			Most Consecutive: 7		
158	Opp. Serve: 76			GDO: 7			105	Opp. Serve: 56			GLL: 4		
PAREDES ALBOR Maria Right Cl5	MEX	Matches				Games				Match Duration			
		Played	Won	Lost	%Won	Played	Won	Lost	%Won	All	Average		
		4	0	4	0%	14	2	12	14%	1h32min	23min		
		Points Won				Points Lost							
Total	Own Serve: 45			Most Consecutive: 3			Total	Own Serve: 62			Most Consecutive: 11		
69	Opp. Serve: 24			GDO: 4			149	Opp. Serve: 87			GLL: 2		
PARTYKA Natalia Left Cl10	POL	Matches				Games				Match Duration			
		Played	Won	Lost	%Won	Played	Won	Lost	%Won	All	Average		
		8	8	0	100%	26	24	2	92%	3h4min	23min		
		Points Won				Points Lost							
Total	Own Serve: 157			Most Consecutive: 10			Total	Own Serve: 55			Most Consecutive: 4		
287	Opp. Serve: 130			GDO: 3			140	Opp. Serve: 85			GLL: 3		
PEK Karolina Left Cl9	POL	Matches				Games				Match Duration			
		Played	Won	Lost	%Won	Played	Won	Lost	%Won	All	Average		
		6	5	1	83%	26	17	9	65%	2h58min	30min		
		Points Won				Points Lost							
Total	Own Serve: 135			Most Consecutive: 8			Total	Own Serve: 99			Most Consecutive: 8		
248	Opp. Serve: 113			GDO: 4			212	Opp. Serve: 113			GLL: 4		
PERIC-RANKOVIC B Right Cl4	SRB	Matches				Games				Match Duration			
		Played	Won	Lost	%Won	Played	Won	Lost	%Won	All	Average		
		8	5	3	63%	29	17	12	59%	3h33min	27min		
		Points Won				Points Lost							
Total	Own Serve: 160			Most Consecutive: 9			Total	Own Serve: 92			Most Consecutive: 6		
285	Opp. Serve: 125			GDO: 5			222	Opp. Serve: 130			GLL: 3		
PODDA Clara Right Cl2	ITA	Matches				Games				Match Duration			
		Played	Won	Lost	%Won	Played	Won	Lost	%Won	All	Average		
		4	1	3	25%	14	3	11	21%	1h18min	20min		
		Points Won				Points Lost							
Total	Own Serve: 53			Most Consecutive: 3			Total	Own Serve: 65			Most Consecutive: 9		
89	Opp. Serve: 36			GDO: 1			144	Opp. Serve: 79			GLL: 3		



Player Statistics

Estatísticas dos atletas

As of SUN 18 SEP 2016

Players	NPC	Matches				Games				Match Duration				
		Played	Won	Lost	%Won	Played	Won	Lost	%Won	All	Average			
RAUEN Danielle Right Cl9	BRA	6	2	4	33%	23	9	14	39%	2h31min	25min			
		Points Won				Points Lost								
		Total	Own Serve: 99			Most Consecutive: 8			Total	Own Serve: 94			Most Consecutive: 9	
		175	Opp. Serve: 76			GDO: 3			212	Opp. Serve: 118			GLL: 4	
ROSSI Giada Right Cl2	ITA	7	5	2	71%	25	15	10	60%	3h34min	31min			
		Points Won				Points Lost								
		Total	Own Serve: 118			Most Consecutive: 11			Total	Own Serve: 102			Most Consecutive: 10	
		232	Opp. Serve: 114			GDO: 5			201	Opp. Serve: 99			GLL: 3	
SEO Su-Yeon Right Cl2	KOR	6	5	1	83%	21	16	5	76%	2h29min	25min			
		Points Won				Points Lost								
		Total	Own Serve: 123			Most Consecutive: 9			Total	Own Serve: 63			Most Consecutive: 5	
		222	Opp. Serve: 99			GDO: 5			151	Opp. Serve: 88			GLL: 4	
SIGALA LOPEZ ME Right Cl3	MEX	4	2	2	50%	15	8	7	53%	1h37min	24min			
		Points Won				Points Lost								
		Total	Own Serve: 74			Most Consecutive: 7			Total	Own Serve: 62			Most Consecutive: 8	
		135	Opp. Serve: 61			GDO: 3			136	Opp. Serve: 74			GLL: 2	
TABIB Caroline Odaia Right Cl5	ISR	4	1	3	25%	14	4	10	29%	1h33min	23min			
		Points Won				Points Lost								
		Total	Own Serve: 60			Most Consecutive: 6			Total	Own Serve: 66			Most Consecutive: 7	
		111	Opp. Serve: 51			GDO: 1			135	Opp. Serve: 69			GLL: 4	
TAPPER Melissa Left Cl10	AUS	6	2	4	33%	22	8	14	36%	2h14min	22min			
		Points Won				Points Lost								
		Total	Own Serve: 102			Most Consecutive: 7			Total	Own Serve: 88			Most Consecutive: 6	
		183	Opp. Serve: 81			GDO: 1			196	Opp. Serve: 108			GLL: 4	
WEI Mei-Hui Right Cl5	TPE	2	0	2	0%	8	2	6	25%	52min	26min			
		Points Won				Points Lost								
		Total	Own Serve: 28			Most Consecutive: 8			Total	Own Serve: 47			Most Consecutive: 7	
		68	Opp. Serve: 40			GDO: 2			82	Opp. Serve: 35			GLL: 4	



Player Statistics

Estatísticas dos atletas

As of SUN 18 SEP 2016

Players	NPC	Matches				Games				Match Duration			
		Played	Won	Lost	%Won	Played	Won	Lost	%Won	All	Average		
WOLF Juliane Right Cl8	GER	6	2	4	33%	22	7	15	32%	2h48min	28min		
		Points Won				Points Lost							
		Total	Own Serve: 96			Most Consecutive: 7			Total	Own Serve: 99			Most Consecutive: 6
		183	Opp. Serve: 87			GDO: 2			209	Opp. Serve: 110			GLL: 5
XIONG Guiyan Right Cl9	CHN	Matches				Games				Match Duration			
		Played	Won	Lost	%Won	Played	Won	Lost	%Won	All	Average		
		3	1	2	33%	13	7	6	54%	1h23min	28min		
		Points Won				Points Lost							
Total	Own Serve: 69			Most Consecutive: 10			Total	Own Serve: 44			Most Consecutive: 7		
122	Opp. Serve: 53			GDO: 2			107	Opp. Serve: 63			GLL: 3		
XUE Juan Right Cl3	CHN	Matches				Games				Match Duration			
		Played	Won	Lost	%Won	Played	Won	Lost	%Won	All	Average		
		5	5	0	100%	19	15	4	79%	2h12min	26min		
		Points Won				Points Lost							
Total	Own Serve: 107			Most Consecutive: 8			Total	Own Serve: 59			Most Consecutive: 7		
188	Opp. Serve: 81			GDO: 4			148	Opp. Serve: 89			GLL: 1		
YANG Qian Right Cl10	CHN	Matches				Games				Match Duration			
		Played	Won	Lost	%Won	Played	Won	Lost	%Won	All	Average		
		8	6	2	75%	25	18	7	72%	2h43min	20min		
		Points Won				Points Lost							
Total	Own Serve: 142			Most Consecutive: 8			Total	Own Serve: 87			Most Consecutive: 6		
258	Opp. Serve: 116			GDO: 4			193	Opp. Serve: 106			GLL: 3		
YOON Jiyu Cl3	KOR	Matches				Games				Match Duration			
		Played	Won	Lost	%Won	Played	Won	Lost	%Won	All	Average		
		7	5	2	71%	21	15	6	71%	2h28min	21min		
		Points Won				Points Lost							
Total	Own Serve: 114			Most Consecutive: 10			Total	Own Serve: 78			Most Consecutive: 6		
211	Opp. Serve: 97			GDO: 4			168	Opp. Serve: 90			GLL: 3		
ZHANG Bian Right Cl5	CHN	Matches				Games				Match Duration			
		Played	Won	Lost	%Won	Played	Won	Lost	%Won	All	Average		
		8	8	0	100%	25	24	1	96%	2h35min	19min		
		Points Won				Points Lost							
Total	Own Serve: 141			Most Consecutive: 10			Total	Own Serve: 76			Most Consecutive: 5		
272	Opp. Serve: 131			GDO: 3			161	Opp. Serve: 85			GLL: 3		
ZHOU Ying Right Cl4	CHN	Matches				Games				Match Duration			
		Played	Won	Lost	%Won	Played	Won	Lost	%Won	All	Average		
		3	2	1	67%	10	6	4	60%	1h3min	21min		
		Points Won				Points Lost							
Total	Own Serve: 51			Most Consecutive: 6			Total	Own Serve: 30			Most Consecutive: 6		
89	Opp. Serve: 38			GDO: 1			73	Opp. Serve: 43			GLL: 5		

Note:

The "Greatest deficit overcome" only applies when the player ends up winning the game and "Greatest lead lost" only when losing.

Legend:

GDO Greatest deficit overcome **GLL** Greatest lead lost **Opp.** Opponent's

