


London Organising Committee of the
Olympic Games and Paralympic Games Limited



Official results book
Sitting Volleyball
30 August – 8 September





FRI 7 SEP 2012

Sitting Volleyball

Women



Medallists

GOLD

CHN - China

- 1 TANG Xue Mei
- 2 LU Hong Qin (C)
- 3 TAN Yanhua
- 5 SU Li Mei
- 6 ZHENG Xiong Ying (L)
- 7 WANG Yanan
- 8 LI Liping
- 9 ZHANG Xu Fei
- 10 YANG Yan Ling
- 11 ZHANG Lijun
- 12 SHENG Yu Hong

SILVER

USA - United States

- 1 WEBSTER Lora
- 3 MAYMON Brenda
- 4 GERLOSKY Michelle
- 5 HOLLOWAY Kathryn
- 6 ERICKSON Heather
- 7 BURKLAND Monique
- 10 MILLER Kari (L)
- 11 ALDRICH Allison
- 13 MILLAGE Nichole
- 14 KANAHELE Kaleo
- 15 LANCASTER Kendra (C)

BRONZE

UKR - Ukraine

- 1 PRYVALYKHINA Margaryta
- 2 CHURKINA Anzhelika (C)
- 3 SINCHUK Larysa
- 4 KUZNETSOVA Galyna
- 5 MANANKOVA Olena
- 6 YUDINA Ilona
- 7 KLOCHKOVA Larysa
- 9 OSETYNSKA Inna
- 10 SHATYLO Olga
- 11 PONOMARENKO Larysa
- 12 BRIK Valentyna

LEGEND

C Team Captain

L

Libero Player



Sitting Volleyball

Women



Final Standings

As of FRI 7 SEP 2012 at 22:50

Medal	Rank	Team
Gold	1	CHN - China
Silver	2	USA - United States
Bronze	3	UKR - Ukraine
	4	NED - Netherlands
	5	BRA - Brazil
	6	SLO - Slovenia
	7	JPN - Japan
	8	GBR - Great Britain

Player Awards

MVP	SHENG Yu Hong (CHN)
Best Scorer	SHENG Yu Hong (CHN)
Best Spiker	HOLLOWAY Kathryn (USA)
Best Blocker	YUDINA Ilona (UKR)
Best Server	SHENG Yu Hong (CHN)
Best Setter	LU Hong Qin (CHN)
Best Receiver	MILLER Kari (USA)
Best Libero	MILLER Kari (USA)



Sitting Volleyball

Women



Team Roster

As of TUE 28 AUG 2012 at 22:37

BRA - Brazil

No	C/L	Name	Shirt Name	Sport Class	Highest Reach		Date of Birth	Club	National Selections				
					Spike cm	Block cm			WCH	PG	Int	Tot	
1		HERTS Paula	PAULA	D	135	135	21 JUL 1974	Add, Sao Paulo (BRA)	4	0	0	4	
2		SILVA Adertandi	ADE	D	125	125	04 JUL 1976	Sesi, Suzano (BRA)	10	0	12	22	
3		LIMA Gilvania	GILVANIA	D	125	125	28 NOV 1977	Sesi, Suzano (BRA)	8	0	12	20	
4		SILVA Adria	ADRIA	D	135	135	01 JUN 1983	Adap, Goiania (BRA)	10	0	22	32	
5		ALVES Graciana	GRACIANA	D	125	125	16 MAY 1965	Adap, Goiania (BRA)	10	0	15	25	
6		ALVES Ana Paula	ANA PAULA	D	125	125	17 NOV 1970	Sesi, Suzano (BRA)	10	0	12	22	
7		SILVA Nathalie	NATHI	D	135	135	13 APR 1990	Sesi, Suzano (BRA)	15	0	15	30	
9		BATISTA Jani	JANI	D	130	130	13 AUG 1986	Adfego, Goiania (BRA)	10	0	15	25	
10	C	CUNHA Janaina	JANA	MD	140	140	16 JUL 1977	Sesi, Suzano (BRA)	10	0	15	25	
11	L	MARCHI Gabrielle	GABI	D	115	115	12 MAR 1991	Adfego, Goiania (BRA)	8	0	10	18	
12		LIMA Suellen	SUELLEN	MD	135	135	04 NOV 1989	Sesi, Suzano (BRA)	15	0	15	30	
					Team Minimum	115	115						4
					Team Average	130	130						23
					Team Maximum	140	140						32

Technical Staff:

Coach: GONCALVES de OLIVEIRA Ronaldo
Assistant Coach: CARVALHO de MEDEIROS Alexandre
Doctor: CARVALHO BOTTEON Malcon
Therapist/Trainer: de MIRANDA MOREIRA Lucyana

Uniform Colours

Main
2nd
3rd

Shirt

Green
 White

Shorts

Green
 Green

LEGEND

C	Team Captain	D	Disability	Int	Other International Competitions	L	Libero Player	MD	Minimum disability
PG	Paralympic Games	Tot	Total	WCH	World Championships				



Sitting Volleyball

Women



Team Roster

As of TUE 28 AUG 2012 at 22:37

CHN - China

No	C/L	Name	Shirt Name	Sport Class	Highest Reach		Date of Birth	Club	National Selections			
					Spike cm	Block cm			WCH	PG	Int	Tot
1		TANG Xue Mei	TANG.X.M	D	130	125	04 FEB 1994	Shanghai, Shanghai (CHN)	1	0	2	3
2	C	LU Hong Qin	LV.H.Q	D	138	132	04 OCT 1980	Shanghai, Shanghai (CHN)	2	2	2	6
3		TAN Yanhua	TAN.Y.H	D	135	130	10 OCT 1987	Jiangsu, Wuxi (CHN)	1	2	1	4
5		SU Li Mei	SU.L.M	D	128	125	16 OCT 1988	Yunnan, Kunming (CHN)	1	0	2	3
6	L	ZHENG Xiong Ying	ZHENG.X.Y	D	135	130	01 MAY 1975	Zhejiang, Hangzhou (CHN)	2	2	1	5
7		WANG Yanan	WANG.Y.N	D	132	127	08 SEP 1991	Shanghai, Shanghai (CHN)	0	0	1	1
8		LI Liping	LI.P	D	130	125	03 JUL 1982	Shanghai, Shanghai (CHN)	2	2	1	5
9		ZHANG Xu Fei	ZHANG.X.F	D	135	130	28 AUG 1984	Shanghai, Shanghai (CHN)	2	2	2	6
10		YANG Yan Ling	YANG.Y.L	D	128	123	02 NOV 1980	Gansu, Tianshui (CHN)	2	2	2	6
11		ZHANG Lijun	ZHANG.L.J	D	132	127	31 AUG 1985	Liaoning, Dalian (CHN)	2	1	1	4
12		SHENG Yu Hong	SHENG.Y.H	MD	140	135	21 MAR 1971	Jiangsu, Wuxi (CHN)	1	2	1	4
Team Minimum					128	123						1
Team Average					133	128						4
Team Maximum					140	135						6

Technical Staff:

Coach: ZHANG Jun

Assistant Coach: LU Zhixin

Uniform Colours

Main
2nd
3rd

Shirt

Red
White
Yellow

Shorts

Black
Red
Blue

LEGEND

C Team Captain
PG Paralympic Games

D Disability
Tot Total

Int Other International Competitions
WCH World Championships

L Libero Player

MD Minimum disability



Sitting Volleyball

Women



Team Roster

As of TUE 28 AUG 2012 at 22:37

GBR - Great Britain

No	C/L	Name	Shirt Name	Sport Class	Highest Reach		Date of Birth	Club	National Selections				
					Spike cm	Block cm			WCH	PG	Int	Tot	
1		ROGERS Julie	ROGERS	D	137	133	02 NOV 1998	Loughborough Lions, Loughborough (GBR)	0	0	10	10	
2		WIDDUP Victoria	WIDDUP	MD	141	135	18 APR 1987	London Lynx, Tower Hamlets (GBR)	0	0	23	23	
3		FREZZA Jessica	FREZZA	D	133	127	21 SEP 1993	Loughborough Lions, Loughborough (GBR)	8	0	9	17	
4		BOWEN Samantha	BOWEN	D	151	141	21 MAR 1986	FDSW Celtic Dragons, Cardiff (GBR)	0	0	16	16	
5		GREEN Andrea	GREEN	MD	153	148	29 MAY 1970	Loughborough Lions, Loughborough (GBR)	8	0	38	46	
6		WIGGS Emma	WIGGS	D	129	134	14 JUN 1980	Portsmouth, Portsmouth (GBR)	8	0	35	43	
7		WRIGHT Martine	WRIGHT	D	135	133	30 SEP 1972	London Lynx, Tower Hamlets (GBR)	8	0	40	48	
8		BRIERLY Amy	BRIERLY	D	143	138	30 SEP 1989	FDSW Celtic Dragons, Cardiff (GBR)	8	0	37	45	
9		HILL Nicole	HILL	D	143	138	04 SEP 1980	Portsmouth, Portsmouth (GBR)	0	0	38	38	
10		O'BRIEN Jessica	O'BRIEN	MD	158	153	16 MAY 1992	FDSW Celtic Dragons, Cardiff (GBR)	8	0	21	29	
11	C	HARVEY Claire	HARVEY	D	138	137	19 FEB 1974	London Lynx, Tower Hamlets (GBR)	8	0	40	48	
					Team Minimum	129	127						10
					Team Average	142	138						33
					Team Maximum	158	153						48

Technical Staff:

Coach: JONES Stephen
Assistant Coach: HUNG Karen
Therapist/Trainer: TETZLAFF Lisa (NZL)

Uniform Colours

Main
2nd
3rd

Shirt

Red
 Blue
 White

Shorts

Blue
 Red
 Blue

LEGEND

C	Team Captain	D	Disability	Int	Other International Competitions	L	Libero Player	MD	Minimum disability
PG	Paralympic Games	Tot	Total	WCH	World Championships				



Sitting Volleyball

Women



Team Roster

As of TUE 28 AUG 2012 at 22:28

JPN - Japan

No	C/L	Name	Shirt Name	Sport Class	Highest Reach		Date of Birth	Club	National Selections			
					Spike cm	Block cm			WCH	PG	Int	Tot
1	C	NISHIIE Michiyo	NISHIIE	D	134	132	12 MAR 1967	Soul, Hyogo (JPN)	1	0	1	2
2	L	AWANO Sachie	AWANO	D	128	130	13 SEP 1988	Hyogo LSC, Hyogo (JPN)	2	1	3	6
3		OKAHIRA Yukari	OKAHIRA	D	129	128	09 MAR 1968	Hyogo LSC, Hyogo (JPN)	4	1	5	10
4		FUJII Junko	FUJII	D	126	125	03 APR 1966	Saitama Red Beads Venus, Saitama (JPN)	4	1	6	11
5		SAITO Yoko	SAITO	D	128	125	21 SEP 1972	Tokyo Planets Megumi, Tokyo (JPN)	4	1	6	11
6		OGATA Shiori	OGATA	MD	139	139	05 NOV 1985	Tokyo Planets Megumi, Tokyo (JPN)	2	1	3	6
7		KANEKI Emi	KANEKI	D	131	131	06 MAR 1982	Kobe Jets, Kobe (JPN)	1	1	2	4
8		KANEDA Noriko	KANEDA	D	142	139	21 FEB 1964	Tochigi Thunders, Tochigi (JPN)	2	1	4	7
9		KIKUCHI Satoko	KIKUCHI	D	141	141	28 APR 1980	Hyogo LSC, Hyogo (JPN)	1	0	1	2
10		OSADA Mamiko	OSADA	D	126	127	23 JUL 1967	Tokyo Planets Megumi, Tokyo (JPN)	4	1	5	10
11		SAKAMOTO Harumi	SAKAMOTO	D	120	120	15 JUN 1967	Tokyo Planets Megumi, Tokyo (JPN)	4	1	3	8
					Team Minimum	120	120					
					Team Average	131	131					
					Team Maximum	142	141					

Technical Staff:

Coach: MANO Yoshihisa
Assistant Coach: FUNATO Natsumi
Therapist/Trainer: YOSHIKAI Kaori

Uniform Colours

Main
2nd
3rd

Shirt

Black (with pink line)
 Red (with black line)

Shorts

Black
 Black

LEGEND

C	Team Captain	D	Disability	Int	Other International Competitions	L	Libero Player	MD	Minimum disability
PG	Paralympic Games	Tot	Total	WCH	World Championships				



Sitting Volleyball

Women



Team Roster

As of TUE 28 AUG 2012 at 22:28

NED - Netherlands

No	C/L	Name	Shirt Name	Sport Class	Highest Reach		Date of Birth	Club	National Selections				
					Spike cm	Block cm			WCH	PG	Int	Tot	
1	C	STINISSEN Elvira	STINISSEN	D	147	144	26 MAR 1979	Netwerk, Pijnacker (NED)	14	7	60	81	
2		de RUIJTER Marieke	DE RUIJTER	MD	141	136	27 NOV 1988	Netwerk, Pijnacker (NED)	7	0	36	43	
3		van MARUM Djoke	VAN MARUM	D	139	143	22 SEP 1959	Volleer, Leersum (NED)	32	14	158	204	
4		de VRIES Rika	DE VRIES	D	136	133	29 DEC 1974	Kindercentrum/Alerno, Apeldoorn (NED)	7	7	33	47	
5		van der HAAR Karin	VAN DER HAAR	D	142	139	09 MAY 1977	Sudosa/SC Bartje, Assen (NED)	7	7	54	68	
6		HARMSSEN Karin	HARMSSEN	D	144	140	11 MAR 1962	Volleer, Leersum (NED)	26	14	143	183	
7		BAKKER Sanne	BAKKER	D	146	143	13 FEB 1992	Surrey, London (GBR)	7	7	49	63	
8	L	LIST Paula	LIST	D	138	133	16 AUG 1972	Allvo, Almere (NED)	14	14	66	94	
9		SLENTER Jolanda	SLENTER	MD	140	135	15 JUN 1965	Holyoke, Belfeld (NED)	26	7	104	137	
12		TEN THIJE Josien	TEN THIJE	D	139	137	24 DEC 1969	Sudosa/SC Bartje, Assen (NED)	14	14	67	95	
15		RABEN Anne	RABEN	D	150	147	17 MAY 1986	Kindercentrum/Alerno, Apeldoorn (NED)	0	0	19	19	
					Team Minimum	136	133						19
					Team Average	142	139						94
					Team Maximum	150	147						204

Technical Staff:

Coach: de RUIJTER Michiel

Assistant Coach: APPELS Roeland

Therapist/Trainer: van KAMPEN Marielle

Uniform Colours

Main
2nd
3rd

Shirt

Orange
White
Blue

Shorts

Black
Black
Black

LEGEND

C Team Captain
PG Paralympic Games

D Disability
Tot Total

Int Other International Competitions
WCH World Championships

L Libero Player

MD Minimum disability



Sitting Volleyball

Women



Team Roster

As of TUE 28 AUG 2012 at 22:28

SLO - Slovenia

No	C/L	Name	Shirt Name	Sport Class	Highest Reach		Date of Birth	Club	National Selections			
					Spike cm	Block cm			WCH	PG	Int	Tot
1	C	GOLJNIK URNAUT Anita	GOLJNIK	MD	145	145	26 NOV 1964	ISD Samorastnik, Ravne Na Koroskem (SLO)	24	10	207	241
4		JAKIN Bogomira	JAKIN	D	133	132	22 OCT 1957	ISD Nova Gorica, Nova Gorica (SLO)	24	10	185	219
5		CENCELJ Marinka	CENCELJ	D	133	132	22 JAN 1964	ISD Invalid, Ljubljana (SLO)	18	10	185	213
6		OCEPEK Suzana	OCEPEK	D	134	134	24 NOV 1985	ISD Nova Gorica, Nova Gorica (SLO)	8	5	76	89
7		IRSIC Alenka	IRSIC	MD	136	129	31 MAY 1968	ISD Samorastnik, Ravne Na Koroskem (SLO)	19	10	159	188
8		GOSNAK Danica	GOSNAK	D	132	127	14 FEB 1962	ISD Samorastnik, Ravne Na Koroskem (SLO)	24	10	190	224
9		TOMIC Stefka	TOMIC	D	139	137	12 DEC 1961	ISD Samorastnik, Ravne Na Koroskem (SLO)	24	10	171	205
10		KOTNIK Sasa	KOTNIK	D	130	130	16 SEP 1980	ISD Samorastnik, Ravne Na Koroskem (SLO)	16	10	151	177
11	L	GABRSCEK Lena	GABRSCEK	D	140	139	12 JUN 1994	ISD Samorastnik, Ravne Na Koroskem (SLO)	8	0	65	73
13		TERBUC ROUDI Regina	TERBUC ROUDI	MD	150	147	13 JUN 1974	ISD Samorastnik, Ravne Na Koroskem (SLO)	0	0	23	23
16		ZBIL Jasmina	ZBIL	D	141	137	20 DEC 1980	ISD Nova Gorica, Nova Gorica (SLO)	8	0	48	56
					Team Minimum	130	127					
					Team Average	138	135					
					Team Maximum	150	147					

Technical Staff:

Coach: BOZIC Simon
Assistant Coach: URNAUT Adolf
Doctor: TONIN Katarina
Therapist/Trainer: KOVAC Matej

Uniform Colours

Main
2nd
3rd

Shirt

Blue
 Green
 White

Shorts

Dark blue
 Dark blue
 Dark blue

LEGEND

C	Team Captain	D	Disability	Int	Other International Competitions	L	Libero Player	MD	Minimum disability
PG	Paralympic Games	Tot	Total	WCH	World Championships				



Sitting Volleyball

Women



Team Roster

As of TUE 28 AUG 2012 at 22:28

UKR - Ukraine

No	C/L	Name	Shirt Name	Sport Class	Highest Reach		Date of Birth	Club	National Selections				
					Spike cm	Block cm			WCH	PG	Int	Tot	
1		PRYVALYKHINA Margaryta	PRYVALYKHINA	MD	157	151	09 MAR 1980						
2	C	CHURKINA Anzhelika	CHURKINA	MD	151	146	18 SEP 1969						
3		SINCHUK Larysa	SINCHUK	MD	142	137	09 AUG 1965						
4		KUZNETSOVA Galyna	KUZNETSOVA	D	135	129	22 JAN 1960						
5		MANANKOVA Olena	MANANKOVA	D	140	135	18 MAY 1995						
6		YUDINA Ilona	YUDINA	D	146	140	28 JUN 1984						
7		KLOCHKOVA Larysa	KLOCHKOVA	D	147	142	15 APR 1970						
9		OSETYNSKA Inna	OSETYNSKA	D	148	143	01 JAN 1967						
10		SHATYLO Olga	SHATYLO	D	145	140	12 AUG 1984						
11		PONOMARENKO Larysa	PONOMARENKO	D	144	139	28 APR 1977						
12		BRIK Valentyna	BRIK	D	147	143	31 AUG 1985						
					Team Minimum	135	129						
					Team Average	146	140						
					Team Maximum	157	151						

Technical Staff:

Coach: TYMOSHENKO Viktor

Assistant Coach: MALOYVAN Yaroslav

Therapist/Trainer: ALFOROVA Ganna

Uniform Colours

Main
2nd
3rd

Shirt

Blue
Red

Shorts

Dark Blue
Black

LEGEND

C Team Captain
PG Paralympic Games

D Disability
Tot Total

Int Other International Competitions
WCH World Championships

L Libero Player

MD Minimum disability



Sitting Volleyball

Women



Team Roster

As of TUE 28 AUG 2012 at 22:28

USA - United States

No	C/L	Name	Shirt Name	Sport Class	Highest Reach		Date of Birth	Club	National Selections				
					Spike cm	Block cm			WCH	PG	Int	Tot	
1		WEBSTER Lora	WEBSTER	D	149	144	26 AUG 1986	Not applicable	6	12	54	72	
3		MAYMON Brenda	MAYMON	D	142	137	04 JUN 1985	Not applicable	14	12	72	98	
4		GERLOSKY Michelle	GERLOSKY	D	149	144	20 MAR 1983	Not applicable	8	0	37	45	
5		HOLLOWAY Kathryn	HOLLOWAY	D	157	152	08 JUN 1986	Not applicable	14	5	62	81	
6		ERICKSON Heather	ERICKSON	D	152	147	09 MAY 1993	Not applicable	14	5	54	73	
7		BURKLAND Monique	BURKLAND	D	147	142	11 AUG 1989	Not applicable	8	0	27	35	
10	L	MILLER Kari	MILLER	D	148	143	16 APR 1977	Not applicable	14	5	59	78	
11		ALDRICH Allison	ALDRICH	D	147	142	19 JAN 1988	Not applicable	14	12	59	85	
13		MILLAGE Nichole	MILLAGE	D	148	143	27 MAR 1977	Not applicable	14	5	58	77	
14		KANAHELE Kaleo	KANAHELE	MD	148	143	11 JUN 1996	Not applicable	8	0	20	28	
15	C	LANCASTER Kendra	LANCASTER	D	145	139	02 JUL 1987	Not applicable	14	12	48	74	
					Team Minimum	142	137						28
					Team Average	148	143						67
					Team Maximum	157	152						98

Technical Staff:

Coach: HAMITER William

Assistant Coach: LANG Cara

Therapist/Trainer: CHOATE Brian

Uniform Colours

Main
2nd
3rd

Shirt

Red
White
Blue

Shorts

Blue
Blue
Blue

LEGEND

C Team Captain
PG Paralympic Games

D Disability
Tot Total

Int Other International Competitions
WCH World Championships

L Libero Player

MD Minimum disability



Sitting Volleyball

Women



Results Table - Final Round

As of FRI 7 SEP 2012 at 22:50

Match	Phase	Date	Teams	Sets	Points per Set					Total Points	Match Duration	Spectators
					1	2	3	4	5			
33	Classification 5-8	4 SEP 2012	BRA vs GBR	3 - 0	25 - 19	25 - 10	25 - 7			75 - 36	1h 07m	
34	Classification 5-8	4 SEP 2012	JPN vs SLO	0 - 3	19 - 25	22 - 25	20 - 25			61 - 75	1h 24m	
38	Semifinal	5 SEP 2012	UKR vs USA	0 - 3	14 - 25	13 - 25	19 - 25			46 - 75	1h 05m	
39	Semifinal	5 SEP 2012	NED vs CHN	2 - 3	25 - 17	14 - 25	25 - 13	16 - 25	11 - 15	91 - 95	1h 51m	
41	Classification 7-8	6 SEP 2012	GBR vs JPN	0 - 3	23 - 25	19 - 25	13 - 25			55 - 75	1h 12m	
42	Classification 5-6	6 SEP 2012	BRA vs SLO	3 - 1	25 - 16	25 - 14	21 - 25	25 - 21		96 - 76	1h 47m	
49	Bronze Medal Match	7 SEP 2012	UKR vs NED	3 - 0	25 - 14	25 - 21	25 - 16			75 - 51	1h 07m	
50	Gold Medal Match	7 SEP 2012	USA vs CHN	1 - 3	25 - 22	15 - 25	30 - 32	15 - 25		85 - 104	1h 45m	

Statistics of	Average match duration	Average spectators	Total spectators
Preliminary Round	1h 22m		
Final Round	1h 25m		
Tournament	1h 23m		

Semifinals Finals





Sitting Volleyball

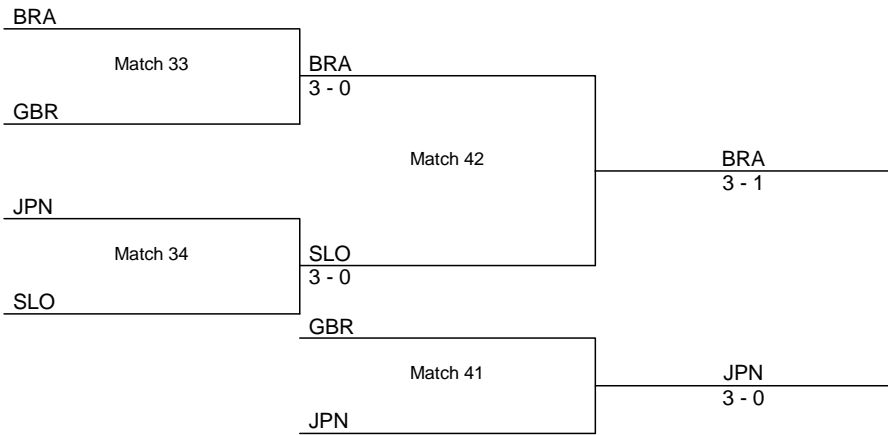
Women



Results Table - Final Round

As of FRI 7 SEP 2012 at 22:50

Placement Matches





Match Results

Match 50

USA vs CHN
1 3

Match Duration: 1h 45m

Teams	Sets	1	2	3	4	Total
USA	1	25	15	30	15	85
CHN	3	22	25	32	25	104
	Playing Time	24m	20m	32m	20m	1h 36m

First Referee: PLESNIK Janko (SLO)

Second Referee: FISCHER Ute (GER)

USA - United States								
No	C/L	Name	1	2	3	4	5	Pts
1		WEBSTER Lora		13	4	7		2
3		MAYMON Brenda	3	4	3			6
4		GERLOSKY Michelle	13		1	13		5
5		HOLLOWAY Kathryn	4	5	4	4		33
6		ERICKSON Heather	1	2	1	1		9
7		BURKLAND Monique	5	6	5	5		3
10	L	MILLER Kari	L	L	L	L		
11		ALDRICH Allison	2	3	2	2		6
13		MILLAGE Nichole	6	1	6	6		4
14		KANAHELE Kaleo		3	3	3		
15	C	LANCASTER Kendra						
Coach:		HAMITER William						
Assistant Coach:		LANG Cara						

CHN - China								
No	C/L	Name	1	2	3	4	5	Pts
1		TANG Xue Mei						
2	C	LU Hong Qin	2	2	2	2		3
3		TAN Yanhua	5	1	1	1		11
5		SU Li Mei	1					
6	L	ZHENG Xiong Ying	L	L	L	L		1
7		WANG Yanan						
8		LI Liping	5	5	5	5		3
9		ZHANG Xu Fei	3	3	3	3		9
10		YANG Yan Ling	2					
11		ZHANG Lijun	6	6	6	6		17
12		SHENG Yu Hong	4	4	4	4		38
Coach:		ZHANG Jun						
Assistant Coach:		LU Zhixin						

TEAM AND PLAYER PERFORMANCES

Won	Total Atts	No Name
51	150	Total Team
28	48	5 HOLLOWAY Kathryn
7	28	6 ERICKSON Heather
5	8	4 GERLOSKY Michelle
13	57	Total Team
3	10	5 HOLLOWAY Kathryn
3	7	3 MAYMON Brenda
2	4	13 MILLAGE Nichole
4	86	Total Team
2	17	5 HOLLOWAY Kathryn
1	13	3 MAYMON Brenda
1	4	1 WEBSTER Lora
17		Total Team
85	293	Total Team

Scoring Skills
Spike
Block
Serve
Opp Error
Total

Won	Total Atts	No Name
61	146	Total Team
29	62	12 SHENG Yu Hong
11	21	3 TAN Yanhua
9	21	11 ZHANG Lijun
12	57	Total Team
5	15	11 ZHANG Lijun
5	12	12 SHENG Yu Hong
1	6	9 ZHANG Xu Fei
9	103	Total Team
4	16	12 SHENG Yu Hong
3	14	11 ZHANG Lijun
2	19	9 ZHANG Xu Fei
22		Total Team
104	306	Total Team

33	75	5 HOLLOWAY Kathryn
----	----	--------------------

Best Scorer

38	90	12 SHENG Yu Hong
----	----	------------------

56 km/h	3 MAYMON Brenda
---------	-----------------

Fastest Serve

61 km/h	11 ZHANG Lijun
---------	----------------

LEGEND			
Atts	Attempts	C	Team Captain
L	Libero player	L	Substitute libero
[n]	Starting line-up where n = starting position on court (i.e. positions 1 to 6)	nn	Substitute where nn = jersey number of out going player
Opp	Opponent	Pts	Points scored



Match Results

Match 49

UKR vs NED
3 0

Match Duration: 1h 07m

Teams	Sets	1	2	3	Total
UKR	3	25	25	25	75
NED	0	14	21	16	51
	Playing Time	19m	22m	20m	1h 01m

First Referee: CAMPBELL Joe (USA)

Second Referee: MARCOUX France (CAN)

UKR - Ukraine								
No	C/L	Name	1	2	3	4	5	Pts
1		PRYVALYKHINA Margaryta			2			
2	C	CHURKINA Anzhelika	5	6	5			8
4		KUZNETSOVA Galyna						
5		MANANKOVA Olena						
6		YUDINA Iлона	3	4	3			9
7		KLOCHKOVA Larysa	6	1	6			8
9		OSETYNSKA Inna	2	3	2			8
10		SHATYLO Olga						
11		PONOMARENKO Larysa	1	2	1			8
12		BRIK Valentyna	4	5	4			13
Coach: TYMOSHENKO Viktor								
Assistant Coach: MALOYVAN Yaroslav								

NED - Netherlands								
No	C/L	Name	1	2	3	4	5	Pts
1	C	STINISSEN Elvira	5	2	7			4
2		de RUIJTER Marieke	2	5	5			7
3		van MARUM Djoke	3	6	6			6
4		de VRIES Rika			6			
5		van der HAAR Karin	6	3	3			8
6		HARMSSEN Karin	4	1	1			3
7		BAKKER Sanne	1	4	4			2
8	L	LIST Paula	L	L	L			
9		SLENTER Jolanda	2					2
12		TEN THIJE Josien						
15		RABEN Anne		1	2			2
Coach: de RUIJTER Michiel								
Assistant Coach: APPELS Roeland								

TEAM AND PLAYER PERFORMANCES

Won	Total Atts	No Name
29	73	Total Team
7	19	12 BRIK Valentyna
6	17	6 YUDINA Iлона
5	12	2 CHURKINA Anzhelika
14	45	Total Team
4	10	7 KLOCHKOVA Larysa
4	8	12 BRIK Valentyna
3	10	11 PONOMARENKO Larysa
11	74	Total Team
4	16	9 OSETYNSKA Inna
2	11	12 BRIK Valentyna
2	8	6 YUDINA Iлона
21		Total Team
75	192	Total Team

Scoring Skills
Spike
Block
Serve
Opp Error
Total

Won	Total Atts	No Name
24	91	Total Team
6	18	5 van der HAAR Karin
5	14	2 de RUIJTER Marieke
4	16	3 van MARUM Djoke
6	28	Total Team
2	5	1 STINISSEN Elvira
2	3	2 de RUIJTER Marieke
1	6	3 van MARUM Djoke
4	52	Total Team
2	10	5 van der HAAR Karin
1	10	3 van MARUM Djoke
1	7	15 RABEN Anne
17		Total Team
51	171	Total Team

13	38	12 BRIK Valentyna
----	----	-------------------

Best Scorer

8	30	5 van der HAAR Karin
---	----	----------------------

51 km/h	7 KLOCHKOVA Larysa
---------	--------------------

Fastest Serve

50 km/h	3 van MARUM Djoke
---------	-------------------

LEGEND

Atts Attempts
L Libero player
[n] Starting line-up where n = starting position on court (i.e. positions 1 to 6)
Opp Opponent

C Team Captain
L Substitute libero
nn Substitute where nn = jersey number of out going player
Pts Points scored



Match Results

Match 38

UKR vs USA
0 3

Match Duration: 1h 05m

Teams	Sets	1	2	3	Total
UKR	0	14	13	19	46
USA	3	25	25	25	75
	Playing Time	18m	19m	22m	59m

First Referee: RACA Dominik (CRO)

Second Referee: GIUGNI Stephen (AUS)

UKR - Ukraine

No	C/L	Name	1	2	3	4	5	Pts
1		PRYVALYKHINA Margaryta	2	2	2			2
2	C	CHURKINA Anzhelika	5	6	5			2
4		KUZNETSOVA Galyna			6			1
5		MANANKOVA Olena						
6		YUDINA Ilona	3	4	3			5
7		KLOCHKOVA Larysa	6	1	6			2
9		OSETYNSKA Inna	2	3	2			3
10		SHATYLO Olga		6				
11		PONOMARENKO Larysa	1	2	1			6
12		BRIK Valentyna	4	5	4			9

Coach: TYMOSHENKO Viktor

Assistant Coach: MALOYVAN Yaroslav

USA - United States

No	C/L	Name	1	2	3	4	5	Pts
1		WEBSTER Lora		11				3
3		MAYMON Brenda	4	3	4			6
4		GERLOSKY Michelle	13		13			2
5		HOLLOWAY Kathryn	5	4	5			13
6		ERICKSON Heather	2	1	2			15
7		BURKLAND Monique	6	5	6			9
10	L	MILLER Kari	L	L	L			
11		ALDRICH Allison	3	2	3			11
13		MILLAGE Nichole	1	6	1			1
14		KANAHELE Kaleo						
15	C	LANCASTER Kendra						

Coach: HAMITER William

Assistant Coach: LANG Cara

TEAM AND PLAYER PERFORMANCES

Won	Total Atts	No	Name
17	63	Total Team	
4	14	11	PONOMARENKO Larysa
4	12	12	BRIK Valentyna
3	9	6	YUDINA Ilona
7	27	Total Team	
4	7	12	BRIK Valentyna
1	1	2	CHURKINA Anzhelika
1	4	11	PONOMARENKO Larysa
6	48	Total Team	
2	11	9	OSETYNSKA Inna
1	2	4	KUZNETSOVA Galyna
1	9	11	PONOMARENKO Larysa
16		Total Team	
46	138	Total Team	

Scoring Skills
Spike
Block
Serve
Opp Error
Total

Won	Total Atts	No	Name
38	74	Total Team	
11	14	6	ERICKSON Heather
9	19	5	HOLLOWAY Kathryn
5	12	7	BURKLAND Monique
13	26	Total Team	
4	5	7	BURKLAND Monique
2	5	5	HOLLOWAY Kathryn
2	3	6	ERICKSON Heather
9	73	Total Team	
5	13	11	ALDRICH Allison
2	16	6	ERICKSON Heather
2	13	5	HOLLOWAY Kathryn
15		Total Team	
75	173	Total Team	

9	26	12	BRIK Valentyna
---	----	----	----------------

Best Scorer

15	33	6	ERICKSON Heather
----	----	---	------------------

53 km/h	6	YUDINA Ilona
---------	---	--------------

Fastest Serve

65 km/h	7	BURKLAND Monique
---------	---	------------------

LEGEND

Atts Attempts
L Libero player
[n] Starting line-up where n = starting position on court (i.e. positions 1 to 6)
Opp Opponent

C Team Captain
L Substitute libero
nn Substitute where nn = jersey number of out going player
Pts Points scored



Match Results

Match 39

NED vs CHN
2 3

Match Duration: 1h 50m

Teams	Sets	1	2	3	4	5	Total
NED	2	25	14	25	16	11	91
CHN	3	17	25	13	25	15	95
	Playing Time	19m	20m	22m	23m	14m	1h 38m

First Referee: ARCHIBALD Glynn (GBR)

Second Referee: MANNERSUO Sari (FIN)

NED - Netherlands								
No	C/L	Name	1	2	3	4	5	Pts
1	C	STINISSEN Elvira	1	6	1	6	1	11
2		de RUIJTER Marieke	4	3	4	3	4	18
3		van MARUM Djoke	5	4	5	4	5	10
4		de VRIES Rika						
5		van der HAAR Karin	2	1	2	1	2	11
6		HARMSSEN Karin	6	5	6	5	6	5
7		BAKKER Sanne	3	2	3	2	3	12
8	L	LIST Paula	L	L	L	L	L	
9		SLENTER Jolanda						
12		TEN THIJE Josien						
15		RABEN Anne			5	6	5	
Coach: de RUIJTER Michiel								
Assistant Coach: APPELS Roeland								

CHN - China								
No	C/L	Name	1	2	3	4	5	Pts
1		TANG Xue Mei						
2	C	LU Hong Qin	2	2	2	2	2	3
3		TAN Yanhua	1	1	1			11
5		SU Li Mei			11	1	1	3
6	L	ZHENG Xiong Ying	L	L	L	L	L	
7		WANG Yanan						
8		LI Liping	5	5	5	5	5	2
9		ZHANG Xu Fei	3	3	3	3	3	7
10		YANG Yan Ling			11			
11		ZHANG Lijun	6	6	6	6	6	12
12		SHENG Yu Hong	4	4	4	4	4	36
Coach: ZHANG Jun								
Assistant Coach: LU Zhixin								

TEAM AND PLAYER PERFORMANCES

Won	Total Atts	No Name
40	115	Total Team
13	25	2 de RUIJTER Marieke
7	19	3 van MARUM Djoke
7	16	5 van der HAAR Karin
14	45	Total Team
7	12	7 BAKKER Sanne
3	8	1 STINISSEN Elvira
1	6	6 HARMSSEN Karin
13	92	Total Team
4	22	2 de RUIJTER Marieke
3	17	5 van der HAAR Karin
2	14	3 van MARUM Djoke
24		Total Team
91	252	Total Team

Scoring Skills
Spike
Block
Serve
Opp Error
Total

Won	Total Atts	No Name
60	136	Total Team
29	49	12 SHENG Yu Hong
10	19	3 TAN Yanhua
10	28	11 ZHANG Lijun
4	33	Total Team
2	4	12 SHENG Yu Hong
1	6	11 ZHANG Lijun
1	8	8 LI Liping
10	94	Total Team
5	20	12 SHENG Yu Hong
1	17	2 LU Hong Qin
1	10	8 LI Liping
21		Total Team
95	263	Total Team

18	54	2 de RUIJTER Marieke
----	----	----------------------

Best Scorer

36	73	12 SHENG Yu Hong
----	----	------------------

64 km/h	6 HARMSSEN Karin
---------	------------------

Fastest Serve

60 km/h	2 LU Hong Qin
---------	---------------

LEGEND

Atts Attempts
L Libero player
[n] Starting line-up where n = starting position on court (i.e. positions 1 to 6)
Opp Opponent

C Team Captain
L Substitute libero
nn Substitute where nn = jersey number of out going player
Pts Points scored



Match Results

Match 33

BRA vs GBR
3 0

Match Duration: 1h 07m

Teams	Sets	1	2	3	Total
BRA	3	25	25	25	75
GBR	0	19	10	7	36
	Playing Time	24m	20m	17m	1h 01m

First Referee: GIUGNI Stephen (AUS)

Second Referee: YAZDAN PANAH Masoud (IRI)

BRA - Brazil								
No	C/L	Name	1	2	3	4	5	Pts
1		HERTS Paula	6	5	6			10
2		SILVA Aderlandi	4	3	4			5
3		LIMA Gilvania		6	1			6
4		SILVA Adria	1					2
5		ALVES Graciana		2	3			4
6		ALVES Ana Paula			10			
7		SILVA Nathalie	2	1	2			7
9		BATISTA Jani	3					5
10	C	CUNHA Janaina	5	4	5			17
11	L	MARCHI Gabrielle	L	L	L			
12		LIMA Suellen						
Coach:		GONCALVES de OLIVEIRA Ronaldo						
Assistant Coach:		CARVALHO de MEDEIROS Alexandre						

GBR - Great Britain								
No	C/L	Name	1	2	3	4	5	Pts
1		ROGERS Julie	7		7			1
2		WIDDUP Victoria						
3		FREZZA Jessica		11				
4		BOWEN Samantha	4	4	4			3
5		GREEN Andrea	1	1	1			6
6		WIGGS Emma	2	2	2			2
7		WRIGHT Martine	6	6	6			
8		BRIERLY Amy	6	4	6			
9		HILL Nicole	3	3	3			6
11	C	HARVEY Claire	5	5	5			3
Coach:		JONES Stephen						
Assistant Coach:		HUNG Karen						

TEAM AND PLAYER PERFORMANCES

Won	Total Atts	No Name
29	52	Total Team
9	16	10 CUNHA Janaina
4	9	7 SILVA Nathalie
3	5	1 HERTS Paula
7	13	Total Team
3	3	1 HERTS Paula
2	3	10 CUNHA Janaina
1	2	2 SILVA Aderlandi
20	73	Total Team
6	16	10 CUNHA Janaina
4	7	3 LIMA Gilvania
4	9	1 HERTS Paula
19		Total Team
75	138	Total Team

Scoring Skills
Spike
Block
Serve
Opp Error
Total

Won	Total Atts	No Name
12	47	Total Team
4	12	9 HILL Nicole
3	13	5 GREEN Andrea
2	2	6 WIGGS Emma
5	19	Total Team
2	2	11 HARVEY Claire
2	4	5 GREEN Andrea
1	5	9 HILL Nicole
4	38	Total Team
1	6	11 HARVEY Claire
1	10	5 GREEN Andrea
1	6	9 HILL Nicole
15		Total Team
36	104	Total Team

17	35	10 CUNHA Janaina
----	----	------------------

Best Scorer

6	27	5 GREEN Andrea
---	----	----------------

53 km/h	9	BATISTA Jani
---------	---	--------------

Fastest Serve

45 km/h	4	BOWEN Samantha
---------	---	----------------

LEGEND

Atts Attempts
L Libero player
[n] Starting line-up where n = starting position on court (i.e. positions 1 to 6)
Opp Opponent

C Team Captain
L Substitute libero
nn Substitute where nn = jersey number of out going player
Pts Points scored



Match Results

Match 34

JPN vs SLO
0 3

Match Duration: 1h 24m

Teams	Sets	1	2	3	Total
JPN	0	19	22	20	61
SLO	3	25	25	25	75
	Playing Time	24m	28m	26m	1h 18m

First Referee: MARCOUX France (CAN)

Second Referee: WAUCHOPE Dee (GBR)

JPN - Japan								
No	C/L	Name	1	2	3	4	5	Pts
1	C	NISHIIE Michiyo	6	5	6			8
2	L	AWANO Sachie	L	L	L			
3		OKAHIRA Yukari	1	6	1			2
4		FUJII Junko						
5		SAITO Yoko		10				1
6		OGATA Shiori	5	4	5			11
7		KANEKI Emi	2	1	2			6
8		KANEDA Noriko	3	2	3			6
9		KIKUCHI Satoko						
10		OSADA Mamiko	4	3	4			3
11		SAKAMOTO Harumi						
Coach:		MANO Yoshihisa						
Assistant Coach:		FUNATO Natsumi						

SLO - Slovenia								
No	C/L	Name	1	2	3	4	5	Pts
1	C	GOLTNIK URNAUT Anita	4	5	4			23
4		JAKIN Bogomira	6	1	6			5
5		CENCELJ Marinka						
6		OCEPEK Suzana	1	2	1			10
8		GOSNAK Danica	3	4	3			3
9		TOMIC Stefka	5	6	5			6
10		KOTNIK Sasa	2	3	2			10
11	L	GABRSCEK Lena	L	L	L			
13		TERBUC ROUDI Regina		9				
16		ZBIL Jasmina		1				
Coach:		BOZIC Simon						
Assistant Coach:		URNAUT Adolf						

TEAM AND PLAYER PERFORMANCES

Won	Total Atts	No Name
29	100	Total Team
9	30	6 OGATA Shiori
7	30	1 NISHIIE Michiyo
6	11	7 KANEKI Emi
5	26	Total Team
2	6	6 OGATA Shiori
2	7	8 KANEDA Noriko
1	6	10 OSADA Mamiko
3	62	Total Team
1	11	1 NISHIIE Michiyo
1	2	5 SAITO Yoko
1	10	8 KANEDA Noriko
24		Total Team
61	188	Total Team

Scoring Skills
Spike
Block
Serve
Opp Error
Total

Won	Total Atts	No Name
44	103	Total Team
22	38	1 GOLTNIK URNAUT Anita
8	29	6 OCEPEK Suzana
4	11	9 TOMIC Stefka
7	20	Total Team
3	3	10 KOTNIK Sasa
2	4	9 TOMIC Stefka
1	7	1 GOLTNIK URNAUT Anita
6	74	Total Team
3	19	10 KOTNIK Sasa
1	8	4 JAKIN Bogomira
1	15	8 GOSNAK Danica
18		Total Team
75	197	Total Team

11	48	6 OGATA Shiori
----	----	----------------

Best Scorer

23	53	1 GOLTNIK URNAUT Anita
----	----	------------------------

53 km/h	1 NISHIIE Michiyo
---------	-------------------

Fastest Serve

51 km/h	1 GOLTNIK URNAUT Anita
---------	------------------------

LEGEND

Atts Attempts
L Libero player
[n] Starting line-up where n = starting position on court (i.e. positions 1 to 6)
Opp Opponent

C Team Captain
L Substitute libero
nn Substitute where nn = jersey number of out going player
Pts Points scored



Match Results

Match 41

GBR vs JPN
0 3

Match Duration: 1h 13m

Teams	Sets	1	2	3	Total
GBR	0	23	19	13	55
JPN	3	25	25	25	75
	Playing Time	25m	23m	19m	1h 07m

First Referee: KOSTOPOULOS Dimosthenis (GRE)

Second Referee: PLESNIK Janko (SLO)

GBR - Great Britain								
No	C/L	Name	1	2	3	4	5	Pts
1		ROGERS Julie						
2		WIDDUP Victoria						
3		FREZZA Jessica			6			1
4		BOWEN Samantha	4	4	4			10
5		GREEN Andrea	1	1	1			14
6		WIGGS Emma	2	2	2			1
7		WRIGHT Martine	8	8	8			2
8		BRIERLY Amy	6	6	6			2
9		HILL Nicole	3	3	3			9
10		O'BRIEN Jessica			5			
11	C	HARVEY Claire	5	5	5			2
Coach:		JONES Stephen						
Assistant Coach:		HUNG Karen						

JPN - Japan								
No	C/L	Name	1	2	3	4	5	Pts
1	C	NISHIIE Michiyo	5	6	5			13
2	L	AWANO Sachie	L	L	L			
3		OKAHIRA Yukari	6	1				3
4		FUJII Junko				7		
5		SAITO Yoko		4	6			3
6		OGATA Shiori	4	5	4			10
7		KANEKI Emi	1	2	1			7
8		KANEDA Noriko	2	3	2			8
9		KIKUCHI Satoko				8		1
10		OSADA Mamiko	3		3			5
11		SAKAMOTO Harumi						
Coach:		MANO Yoshihisa						
Assistant Coach:		FUNATO Natsumi						

TEAM AND PLAYER PERFORMANCES

Won	Total Atts	No Name
21	82	Total Team
9	21	5 GREEN Andrea
4	11	9 HILL Nicole
3	18	4 BOWEN Samantha
13	27	Total Team
4	4	5 GREEN Andrea
3	5	4 BOWEN Samantha
3	9	9 HILL Nicole
7	56	Total Team
4	12	4 BOWEN Samantha
2	9	9 HILL Nicole
1	11	5 GREEN Andrea
14		Total Team
55	165	Total Team

Scoring Skills
Spike
Block
Serve
Opp Error
Total

Won	Total Atts	No Name
29	90	Total Team
9	25	1 NISHIIE Michiyo
7	20	6 OGATA Shiori
5	9	7 KANEKI Emi
8	23	Total Team
2	3	10 OSADA Mamiko
2	4	1 NISHIIE Michiyo
2	6	6 OGATA Shiori
13	74	Total Team
3	18	8 KANEDA Noriko
2	6	1 NISHIIE Michiyo
2	16	5 SAITO Yoko
25		Total Team
75	187	Total Team

14	36	5 GREEN Andrea
----	----	----------------

Best Scorer

13	35	1 NISHIIE Michiyo
----	----	-------------------

48 km/h	6 WIGGS Emma
---------	--------------

Fastest Serve

44 km/h	5 SAITO Yoko
---------	--------------

LEGEND

Atts Attempts
L Libero player
[n] Starting line-up where n = starting position on court (i.e. positions 1 to 6)
Opp Opponent

C Team Captain
L Substitute libero
nn Substitute where nn = jersey number of out going player
Pts Points scored



Match Results

Match 42

BRA vs SLO
3 1

Match Duration: 1h 47m

Teams	Sets	1	2	3	4	Total
BRA	3	25	25	21	25	96
SLO	1	16	14	25	21	76
	Playing Time	23m	22m	26m	27m	1h 38m

First Referee: EL-BAROUDY Mourad (EGY)

Second Referee: GIUGNI Stephen (AUS)

BRA - Brazil								
No	C/L	Name	1	2	3	4	5	Pts
1		HERTS Paula	2	6	5	6		5
2		SILVA Aderlandi	6	4	3	4		5
3		LIMA Gilvania			4	1		1
4		SILVA Adria	3	1	6			4
5		ALVES Graciana	5	3	2	9		5
6		ALVES Ana Paula						
7		SILVA Nathalie	4	2	1	2		21
9		BATISTA Jani				3		4
10	C	CUNHA Janaina	1	5	4	5		29
11	L	MARCHI Gabrielle	L	L	L	L		
12		LIMA Suellen		10				1
Coach:		GONCALVES de OLIVEIRA Ronaldo						
Assistant Coach:		CARVALHO de MEDEIROS Alexandre						

SLO - Slovenia								
No	C/L	Name	1	2	3	4	5	Pts
1	C	GOLJNIK URNAUT Anita	4	1	4	4		14
4		JAKIN Bogomira	6	3	6	6		2
5		CENCELJ Marinka						
6		OCEPEK Suzana	1	4	1	1		11
7		IRSIC Alenka	9	9	4	4		3
8		GOSNAK Danica	3	6	3	3		3
9		TOMIC Stefka	5	2	5	5		4
10		KOTNIK Sasa	2	5	2	2		4
11	L	GABRSCEK Lena	L	L	L	L		
13		TERBUC ROUDI Regina						
16		ZBIL Jasmina	1	1	1	1		
Coach:		BOZIC Simon						
Assistant Coach:		URNAUT Adolf						

TEAM AND PLAYER PERFORMANCES

Won	Total Atts	No Name
54	134	Total Team
22	37	10 CUNHA Janaina
16	32	7 SILVA Nathalie
4	6	9 BATISTA Jani
11	33	Total Team
4	7	10 CUNHA Janaina
2	7	7 SILVA Nathalie
2	9	4 SILVA Adria
10	95	Total Team
3	22	7 SILVA Nathalie
3	18	10 CUNHA Janaina
1	14	1 HERTS Paula
21		Total Team
96	262	Total Team

Scoring Skills
Spike
Block
Serve
Opp Error
Total

Won	Total Atts	No Name
21	105	Total Team
7	31	1 GOLJNIK URNAUT Anita
7	39	6 OCEPEK Suzana
2	4	8 GOSNAK Danica
13	46	Total Team
4	11	1 GOLJNIK URNAUT Anita
4	9	6 OCEPEK Suzana
2	7	9 TOMIC Stefka
7	77	Total Team
3	18	1 GOLJNIK URNAUT Anita
2	7	7 IRSIC Alenka
1	12	8 GOSNAK Danica
35		Total Team
76	228	Total Team

29	62	10 CUNHA Janaina
----	----	------------------

Best Scorer

14	60	1 GOLJNIK URNAUT Anita
----	----	------------------------

67 km/h	3	LIMA Gilvania
---------	---	---------------

Fastest Serve

53 km/h	6	OCEPEK Suzana
---------	---	---------------

LEGEND

Atts Attempts
L Libero player
[n] Starting line-up where n = starting position on court (i.e. positions 1 to 6)
Opp Opponent

C Team Captain
L Substitute libero
nn Substitute where nn = jersey number of out going player
Pts Points scored



Match Results

Match 5

GBR vs UKR
0 3

Match Duration: 1h 04m

Teams	Sets	1	2	3	Total
GBR	0	9	20	14	43
UKR	3	25	25	25	75
Playing Time		17m	23m	18m	58m

First Referee: KOLOS Adnan (BIH)

Second Referee: MANNERSUO Sari (FIN)

GBR - Great Britain								
No	C/L	Name	1	2	3	4	5	Pts
1		ROGERS Julie			9			
2		WIDDUP Victoria	5	5	5			2
3		FREZZA Jessica						
4		BOWEN Samantha	4	4	4			3
5		GREEN Andrea	1	1	1			6
6		WIGGS Emma	2	2	2			3
7		WRIGHT Martine			8	8		
8		BRIERLY Amy	6	6	6			3
9		HILL Nicole	3	3	3			8
11	C	HARVEY Claire	5	5	5			4
Coach:		JONES Stephen						
Assistant Coach:		HUNG Karen						

UKR - Ukraine								
No	C/L	Name	1	2	3	4	5	Pts
1		PRYVALYKHINA Margaryta		5				2
2	C	CHURKINA Anzhelika	6		6			3
4		KUZNETSOVA Galyna			9			
5		MANANKOVA Olena	2					
6		YUDINA Ilona	4	3	4			13
7		KLOCHKOVA Larysa	1	6	1			7
9		OSETYNSKA Inna	3	2	3			7
10		SHATYLO Olga		7				
11		PONOMARENKO Larysa	2	1	2			13
12		BRIK Valentyna	5	4	5			7
Coach:		TYMOSHENKO Viktor						
Assistant Coach:		MALOYVAN Yaroslav						

TEAM AND PLAYER PERFORMANCES

Won	Total Atts	No	Name
20	78	Total Team	
5	15	9	HILL Nicole
4	11	5	GREEN Andrea
3	13	4	BOWEN Samantha
7	32	Total Team	
2	7	5	GREEN Andrea
2	7	9	HILL Nicole
1	3	8	BRIERLY Amy
2	44	Total Team	
1	9	11	HARVEY Claire
1	10	9	HILL Nicole
14		Total Team	
43	154	Total Team	

Scoring Skills
Spike
Block
Serve
Opp Error
Total

Won	Total Atts	No	Name
25	71	Total Team	
6	20	11	PONOMARENKO Larysa
4	6	9	OSETYNSKA Inna
4	10	6	YUDINA Ilona
13	27	Total Team	
5	9	6	YUDINA Ilona
3	5	12	BRIK Valentyna
2	3	7	KLOCHKOVA Larysa
14	74	Total Team	
6	18	11	PONOMARENKO Larysa
4	14	6	YUDINA Ilona
2	13	7	KLOCHKOVA Larysa
23		Total Team	
75	172	Total Team	

8	32	9	HILL Nicole
---	----	---	-------------

Best Scorer

13	33	6	YUDINA Ilona
----	----	---	--------------

56 km/h	8	BRIERLY Amy
---------	---	-------------

Fastest Serve

53 km/h	6	YUDINA Ilona
---------	---	--------------

LEGEND			
Atts	Attempts	C	Team Captain
L	Libero player	L	Substitute libero
[n]	Starting line-up where n = starting position on court (i.e. positions 1 to 6)	nn	Substitute where nn = jersey number of out going player
Opp	Opponent	Pts	Points scored



Match Results

Match 9

NED vs JPN
3 1

Match Duration: 1h 40m

Teams	Sets	1	2	3	4	Total
NED	3	22	25	25	25	97
JPN	1	25	18	13	14	70
	Playing Time	26m	25m	20m	20m	1h 31m

First Referee: AL TRAFI Amin (KSA)

Second Referee: RACA Dominik (CRO)

NED - Netherlands								
No	C/L	Name	1	2	3	4	5	Pts
1	C	STINISSEN Elvira	5					1
2		de RUIJTER Marieke	2	5	6	5		12
3		van MARUM Djoke	3	6	1	6		11
4		de VRIES Rika						
5		van der HAAR Karin	6	3	4	3		12
6		HARMSSEN Karin	4	1	2	1		10
7		BAKKER Sanne	1	4	5	4		17
8	L	LIST Paula	L	L	L	L		1
9		SLENTER Jolanda		2				
12		TEN THIJE Josien						
15		RABEN Anne		2	3	2		15
Coach:		de RUIJTER Michiel						
Assistant Coach:		APPELS Roeland						

JPN - Japan								
No	C/L	Name	1	2	3	4	5	Pts
1	C	NISHIIE Michiyo	6	5	6	5		10
2	L	AWANO Sachie	L	L	L	L		
3		OKAHIRA Yukari	1	6	1	6		1
4		FUJII Junko						
5		SAITO Yoko			10			
6		OGATA Shiori	5	4	5	4		16
7		KANEKI Emi	2	1	2	1		7
8		KANEDA Noriko	3	2	3	2		8
9		KIKUCHI Satoko						
10		OSADA Mamiko	4	3	4	3		5
11		SAKAMOTO Harumi						
Coach:		MANO Yoshihisa						
Assistant Coach:		FUNATO Natsumi						

TEAM AND PLAYER PERFORMANCES

Won	Total Atts	No Name
49	122	Total Team
11	19	3 van MARUM Djoke
10	26	2 de RUIJTER Marieke
8	16	7 BAKKER Sanne
19	51	Total Team
6	13	7 BAKKER Sanne
6	16	5 van der HAAR Karin
3	4	15 RABEN Anne
11	96	Total Team
5	19	15 RABEN Anne
3	12	7 BAKKER Sanne
2	19	6 HARMSSEN Karin
18		Total Team
97	269	Total Team

Scoring Skills
Spike
Block
Serve
Opp Error
Total

Won	Total Atts	No Name
37	124	Total Team
15	34	6 OGATA Shiori
9	22	1 NISHIIE Michiyo
6	26	8 KANEDA Noriko
3	44	Total Team
1	8	6 OGATA Shiori
1	11	8 KANEDA Noriko
1	5	1 NISHIIE Michiyo
7	70	Total Team
4	15	10 OSADA Mamiko
2	18	7 KANEKI Emi
1	17	8 KANEDA Noriko
23		Total Team
70	238	Total Team

17	41	7 BAKKER Sanne
----	----	----------------

Best Scorer

16	47	6 OGATA Shiori
----	----	----------------

64 km/h	6 HARMSSEN Karin
---------	------------------

Fastest Serve

54 km/h	1 NISHIIE Michiyo
---------	-------------------

LEGEND

Atts Attempts
L Libero player
[n] Starting line-up where n = starting position on court (i.e. positions 1 to 6)
Opp Opponent

C Team Captain
L Substitute libero
nn Substitute where nn = jersey number of out going player
Pts Points scored



Match Results

Match 14

GBR vs NED
0 3

Match Duration: 1h 03m

Teams	Sets	1	2	3	Total
GBR	0	13	12	15	40
NED	3	25	25	25	75
	Playing Time	20m	18m	19m	57m

First Referee: EL-BAROUDY Mourad (EGY)

Second Referee: XIA Xin (CHN)

GBR - Great Britain								
No	C/L	Name	1	2	3	4	5	Pts
1		ROGERS Julie			7			1
2		WIDDUP Victoria		10	10			1
3		FREZZA Jessica			11			
4		BOWEN Samantha	4	4	4			8
6		WIGGS Emma	2	2	2			4
7		WRIGHT Martine	6	6	6			1
8		BRIERLY Amy		7	6			1
9		HILL Nicole	3	3	3			10
10		O'BRIEN Jessica	1	1	1			6
11	C	HARVEY Claire	5	5	5			2
Coach:		JONES Stephen						
Assistant Coach:		HUNG Karen						

NED - Netherlands								
No	C/L	Name	1	2	3	4	5	Pts
1	C	STINISSEN Elvira	6	6				8
2		de RUIJTER Marieke	3	3	1			8
3		van MARUM Djoke	4	4	6			2
4		de VRIES Rika	6	6	5			3
5		van der HAAR Karin	1	1	3			10
6		HARMSSEN Karin	5	5				4
7		BAKKER Sanne	2	2	2			5
8	L	LIST Paula		L	L	L		
9		SLENTER Jolanda		2	2			3
12		TEN THIJE Josien		3	3			
15		RABEN Anne		1	4			4
Coach:		de RUIJTER Michiel						
Assistant Coach:		APPELS Roeland						

TEAM AND PLAYER PERFORMANCES

Won	Total Atts	No Name
21	71	Total Team
7	25	4 BOWEN Samantha
6	17	9 HILL Nicole
3	5	10 O'BRIEN Jessica
6	18	Total Team
3	5	9 HILL Nicole
1	2	4 BOWEN Samantha
1	4	11 HARVEY Claire
7	42	Total Team
3	9	10 O'BRIEN Jessica
2	10	6 WIGGS Emma
1	5	8 BRIERLY Amy
6		Total Team
40	131	Total Team

Scoring Skills
Spike
Block
Serve
Opp Error
Total

Won	Total Atts	No Name
22	52	Total Team
5	11	1 STINISSEN Elvira
5	10	5 van der HAAR Karin
4	7	2 de RUIJTER Marieke
10	21	Total Team
2	6	1 STINISSEN Elvira
1	2	2 de RUIJTER Marieke
1	1	3 van MARUM Djoke
15	73	Total Team
4	9	5 van der HAAR Karin
3	18	2 de RUIJTER Marieke
3	11	7 BAKKER Sanne
28		Total Team
75	146	Total Team

10	29	9 HILL Nicole
----	----	---------------

Best Scorer

10	22	5 van der HAAR Karin
----	----	----------------------

59 km/h	10 O'BRIEN Jessica
---------	--------------------

Fastest Serve

59 km/h	9 SLENTER Jolanda
---------	-------------------

LEGEND			
Atts	Attempts	C	Team Captain
L	Libero player	L	Substitute libero
[n]	Starting line-up where n = starting position on court (i.e. positions 1 to 6)	nn	Substitute where nn = jersey number of out going player
Opp	Opponent	Pts	Points scored



Match Results

Match 18

NED vs UKR
1 3

Match Duration: 1h 33m

Teams	Sets	1	2	3	4	Total
NED	1	24	25	11	19	79
UKR	3	26	15	25	25	91
	Playing Time	22m	18m	19m	23m	1h 22m

First Referee: JUNG Mal Soon (KOR)

Second Referee: KOSTOPOULOS Dimosthenis (GRE)

NED - Netherlands								
No	C/L	Name	1	2	3	4	5	Pts
1	C	STINISSEN Elvira	5	6	3	6		9
2		de RUIJTER Marieke	2	1	6	3		16
3		van MARUM Djoke	3	4	1	4		8
4		de VRIES Rika				5		1
5		van der HAAR Karin	6	1	4	1		6
6		HARMSSEN Karin	4	5	2	5		6
7		BAKKER Sanne	1	2	5	2		5
8	L	LIST Paula	L	L	L	L		
9		SLENTER Jolanda				2		1
12		TEN THIJE Josien						
15		RABEN Anne	5	5	6	3		3
Coach: de RUIJTER Michiel								
Assistant Coach: APPELS Roeland								

UKR - Ukraine								
No	C/L	Name	1	2	3	4	5	Pts
1		PRYVALYKHINA Margaryta	2	2	2	2		9
2	C	CHURKINA Anzhelika	6	5	6	5		10
4		KUZNETSOVA Galyna		6				
5		MANANKOVA Olena						
6		YUDINA Ilona	4	3	4	3		14
7		KLOCHKOVA Larysa	1	6	1	6		9
9		OSETYNSKA Inna	3	2	3	2		10
10		SHATYLO Olga						
11		PONOMARENKO Larysa	2	1	2	1		17
12		BRIK Valentyna	5	4	5	4		10
Coach: TYMOSHENKO Viktor								
Assistant Coach: MALOYVAN Yaroslav								

TEAM AND PLAYER PERFORMANCES

Won	Total Atts	No Name
33	109	Total Team
10	39	2 de RUIJTER Marieke
6	16	1 STINISSEN Elvira
5	9	6 HARMSSEN Karin
11	35	Total Team
3	5	3 van MARUM Djoke
2	9	2 de RUIJTER Marieke
1	1	4 de VRIES Rika
11	79	Total Team
4	14	2 de RUIJTER Marieke
2	12	1 STINISSEN Elvira
2	13	5 van der HAAR Karin
24		Total Team
79	223	Total Team

Scoring Skills
Spike
Block
Serve
Opp Error
Total

Won	Total Atts	No Name
52	117	Total Team
14	29	11 PONOMARENKO Larysa
9	19	6 YUDINA Ilona
7	17	2 CHURKINA Anzhelika
15	41	Total Team
5	8	6 YUDINA Ilona
4	7	1 PRYVALYKHINA Margaryta
2	10	7 KLOCHKOVA Larysa
12	91	Total Team
3	16	9 OSETYNSKA Inna
3	13	7 KLOCHKOVA Larysa
2	13	2 CHURKINA Anzhelika
12		Total Team
91	249	Total Team

16	62	2 de RUIJTER Marieke
----	----	----------------------

Best Scorer

17	49	11 PONOMARENKO Larysa
----	----	-----------------------

60 km/h	1 STINISSEN Elvira
---------	--------------------

Fastest Serve

50 km/h	6 YUDINA Ilona
---------	----------------

LEGEND

Atts Attempts
L Libero player
[n] Starting line-up where n = starting position on court (i.e. positions 1 to 6)
Opp Opponent

C Team Captain
L Substitute libero
nn Substitute where nn = jersey number of out going player
Pts Points scored



Match Results

Match 21

GBR vs JPN
0 3

Match Duration: 1h 06m

Teams	Sets	1	2	3	Total
GBR	0	11	21	14	46
JPN	3	25	25	25	75
	Playing Time	16m	24m	20m	1h 00m

First Referee: JASINSKI Dariusz (POL)

Second Referee: PROBST Anton (GER)

GBR - Great Britain								
No	C/L	Name	1	2	3	4	5	Pts
1		ROGERS Julie						
2		WIDDUP Victoria		10	10			
3		FREZZA Jessica						
4		BOWEN Samantha	4	4	4			11
6		WIGGS Emma	2	2	2			4
7		WRIGHT Martine		8				
8		BRIERLY Amy	6	6	6			5
9		HILL Nicole	3	3	3			2
10		O'BRIEN Jessica	1	1	1			5
11	C	HARVEY Claire	5	5	5			2
Coach:		JONES Stephen						
Assistant Coach:		HUNG Karen						

JPN - Japan								
No	C/L	Name	1	2	3	4	5	Pts
1	C	NISHIIE Michiyo	5	6	5			6
2	L	AWANO Sachie	L	L	L			
3		OKAHIRA Yukari	6	1	6			5
4		FUJII Junko						
5		SAITO Yoko			10			1
6		OGATA Shiori	4	5	4			11
7		KANEKI Emi	1	2	1			8
8		KANEDA Noriko	2	3	2			9
9		KIKUCHI Satoko						
10		OSADA Mamiko	3	4	3			3
11		SAKAMOTO Harumi						
Coach:		MANO Yoshihisa						
Assistant Coach:		FUNATO Natsumi						

TEAM AND PLAYER PERFORMANCES

Won	Total Atts	No	Name
18	71	Total Team	
6	20	4	BOWEN Samantha
4	7	8	BRIERLY Amy
3	7	6	WIGGS Emma
5	13	Total Team	
2	3	10	O'BRIEN Jessica
1	1	6	WIGGS Emma
1	2	8	BRIERLY Amy
6	46	Total Team	
5	13	4	BOWEN Samantha
1	7	11	HARVEY Claire
17		Total Team	
46	130	Total Team	

Scoring Skills
Spike
Block
Serve
Opp Error
Total

Won	Total Atts	No	Name
23	62	Total Team	
9	24	6	OGATA Shiori
5	9	7	KANEKI Emi
4	14	1	NISHIIE Michiyo
7	15	Total Team	
4	6	8	KANEDA Noriko
2	4	10	OSADA Mamiko
1	2	3	OKAHIRA Yukari
13	75	Total Team	
3	16	7	KANEKI Emi
3	15	3	OKAHIRA Yukari
2	12	6	OGATA Shiori
32		Total Team	
75	152	Total Team	

11	34	4	BOWEN Samantha
----	----	---	----------------

Best Scorer

11	37	6	OGATA Shiori
----	----	---	--------------

50 km/h	8	BRIERLY Amy
---------	---	-------------

Fastest Serve

51 km/h	7	KANEKI Emi
---------	---	------------

LEGEND

Atts Attempts
L Libero player
[n] Starting line-up where n = starting position on court (i.e. positions 1 to 6)
Opp Opponent

C Team Captain
L Substitute libero
nn Substitute where nn = jersey number of out going player
Pts Points scored



Match Results

Match 26

UKR vs JPN
3 0

Match Duration: 1h 02m

Teams	Sets	1	2	3	Total
UKR	3	25	25	25	75
JPN	0	20	9	16	45
	Playing Time	20m	17m	19m	56m

First Referee: CHAVES Ronaldo (BRA)

Second Referee: CAMPBELL Joe (USA)

UKR - Ukraine									
No	C/L	Name	1	2	3	4	5	Pts	
2	C	CHURKINA Anzhelika	6	5	6			12	
3		SINCHUK Larysa	2		2			1	
4		KUZNETSOVA Galyna	6					1	
5		MANANKOVA Olena			6				
6		YUDINA Ilona	4	3	4			11	
7		KLOCHKOVA Larysa	1	6	1			3	
9		OSETYNSKA Inna	3	2	3			6	
10		SHATYLO Olga							
11		PONOMARENKO Larysa	2	1	2			12	
12		BRIK Valentyna	5	4	5			11	
Coach:		TYMOSHENKO Viktor							
Assistant Coach:		MALOYVAN Yaroslav							

JPN - Japan									
No	C/L	Name	1	2	3	4	5	Pts	
1	C	NISHIIE Michiyo	5	6	5			7	
2	L	AWANO Sachie	L	L	L			1	
3		OKAHIRA Yukari	6	1	6			4	
4		FUJII Junko							
5		SAITO Yoko			10	3		1	
6		OGATA Shiori	4	5	4			5	
7		KANEKI Emi	1	2	1			3	
8		KANEDA Noriko	2	3	2			2	
9		KIKUCHI Satoko				8			
10		OSADA Mamiko	3	4					
11		SAKAMOTO Harumi							
Coach:		MANO Yoshihisa							
Assistant Coach:		FUNATO Natsumi							

TEAM AND PLAYER PERFORMANCES

Won	Total Atts	No Name
36	87	Total Team
10	18	12 BRIK Valentyna
9	17	11 PONOMARENKO Larysa
7	14	2 CHURKINA Anzhelika
9	22	Total Team
3	7	6 YUDINA Ilona
2	5	9 OSETYNSKA Inna
1	1	7 KLOCHKOVA Larysa
12	73	Total Team
4	11	2 CHURKINA Anzhelika
2	12	9 OSETYNSKA Inna
2	16	11 PONOMARENKO Larysa
18		Total Team
75	182	Total Team

Scoring Skills
Spike
Block
Serve
Opp Error
Total

Won	Total Atts	No Name
18	67	Total Team
7	21	1 NISHIIE Michiyo
4	16	6 OGATA Shiori
3	7	3 OKAHIRA Yukari
3	26	Total Team
1	3	8 KANEDA Noriko
1	5	3 OKAHIRA Yukari
1	5	6 OGATA Shiori
2	47	Total Team
1	13	7 KANEKI Emi
1	7	8 KANEDA Noriko
22		Total Team
45	140	Total Team

12	28	2 CHURKINA Anzhelika
----	----	----------------------

Best Scorer

7	32	1 NISHIIE Michiyo
---	----	-------------------

52 km/h	6 YUDINA Ilona
---------	----------------

Fastest Serve

56 km/h	9 KIKUCHI Satoko
---------	------------------

LEGEND

Atts Attempts
L Libero player
[n] Starting line-up where n = starting position on court (i.e. positions 1 to 6)
Opp Opponent

C Team Captain
L Substitute libero
nn Substitute where nn = jersey number of out going player
Pts Points scored



Match Results

Match 8

CHN vs USA
3 1

Match Duration: 1h 48m

Teams	Sets	1	2	3	4	Total
CHN	3	22	32	25	25	104
USA	1	25	30	23	17	95
	Playing Time	23m	31m	24m	21m	1h 39m

First Referee: FISCHER Ute (GER)

Second Referee: SHANISHAH Khalid (LBA)

CHN - China							
No	C/L	Name	1	2	3	4	5 Pts
1		TANG Xue Mei		8	5	5	2
2	C	LU Hong Qin	2	2	2	2	3
3		TAN Yanhua	1	1	1	1	8
5		SU Li Mei					
6	L	ZHENG Xiong Ying	L	L	L	L	
7		WANG Yanan					
8		LI Liping	5	5		1	3
9		ZHANG Xu Fei	3	3	3	3	14
10		YANG Yan Ling		3			
11		ZHANG Lijun	6	6	6	6	18
12		SHENG Yu Hong	4	4	4	4	27
Coach: ZHANG Jun							
Assistant Coach: LU Zhixin							

USA - United States							
No	C/L	Name	1	2	3	4	5 Pts
1		WEBSTER Lora				6	
3		MAYMON Brenda	4	3	4		4
4		GERLOSKY Michelle			13	14	3
5		HOLLOWAY Kathryn	5	4	5	4	21
6		ERICKSON Heather	2	1	2	1	15
7		BURKLAND Monique	6	5	6	5	6
10	L	MILLER Kari	L	L	L	L	
11		ALDRICH Allison	3	2	3	2	10
13		MILLAGE Nichole	1	6	1	6	11
14		KANAHELE Kaleo				3	
15	C	LANCASTER Kendra					
Coach: HAMITER William							
Assistant Coach: LANG Cara							

TEAM AND PLAYER PERFORMANCES

Won	Total Atts	No Name
56	142	Total Team
23	57	12 SHENG Yu Hong
13	28	11 ZHANG Lijun
11	22	9 ZHANG Xu Fei
7	43	Total Team
3	11	11 ZHANG Lijun
1	2	8 LI Liping
1	9	9 ZHANG Xu Fei
12	103	Total Team
4	19	12 SHENG Yu Hong
2	17	9 ZHANG Xu Fei
2	17	3 TAN Yanhua
29		Total Team
104	288	Total Team

Scoring Skills
Spike
Block
Serve
Opp Error
Total

Won	Total Atts	No Name
54	137	Total Team
19	31	5 HOLLOWAY Kathryn
11	32	6 ERICKSON Heather
8	18	13 MILLAGE Nichole
14	51	Total Team
5	13	11 ALDRICH Allison
3	6	13 MILLAGE Nichole
2	8	5 HOLLOWAY Kathryn
2	96	Total Team
2	19	6 ERICKSON Heather
25		Total Team
95	284	Total Team

27	83	12 SHENG Yu Hong
----	----	------------------

Best Scorer

21	53	5 HOLLOWAY Kathryn
----	----	--------------------

61 km/h	2	LU Hong Qin
---------	---	-------------

Fastest Serve

64 km/h	5	HOLLOWAY Kathryn
---------	---	------------------

LEGEND

Atts Attempts
L Libero player
[n] Starting line-up where n = starting position on court (i.e. positions 1 to 6)
Opp Opponent

C Team Captain
L Substitute libero
nn Substitute where nn = jersey number of out going player
Pts Points scored



Match Results

Match 11

CHN vs BRA
3 1

Match Duration: 1h 35m

Teams	Sets	1	2	3	4	Total
CHN	3	26	25	20	25	96
BRA	1	24	15	25	16	80
	Playing Time	23m	20m	23m	20m	1h 26m

First Referee: MEIJER Benno (NED)

Second Referee: KOLOS Adnan (BIH)

CHN - China								
No	C/L	Name	1	2	3	4	5	Pts
1		TANG Xue Mei		8	5			
2	C	LU Hong Qin	2	2	2	2		4
3		TAN Yanhua	1	1	1	1		8
5		SU Li Mei						
6	L	ZHENG Xiong Ying	L	L	L	L		
7		WANG Yanan						
8		LI Liping	5	5	1	5		1
9		ZHANG Xu Fei	3	3	3	3		11
10		YANG Yan Ling			2			
11		ZHANG Lijun	6	6	6	6		19
12		SHENG Yu Hong	4	4	4	4		27
Coach:		ZHANG Jun						
Assistant Coach:		LU Zhixin						

BRA - Brazil								
No	C/L	Name	1	2	3	4	5	Pts
1		HERTS Paula	5	6	5	6		6
2		SILVA Aderlandi	3	4	3	4		6
3		LIMA Gilvania		2				
4		SILVA Adria	6	1	6	1		8
5		ALVES Graciana			9			
6		ALVES Ana Paula						
7		SILVA Nathalie	1	2	1	2		8
9		BATISTA Jani	2	3	2	3		9
10	C	CUNHA Janaina	4	5	4	5		22
11	L	MARCHI Gabrielle	L	L	L	L		1
12		LIMA Suellen				10		
Coach:		GONCALVES de OLIVEIRA Ronaldo						
Assistant Coach:		CARVALHO de MEDEIROS Alexandre						

TEAM AND PLAYER PERFORMANCES

Won	Total Atts	No Name
46	98	Total Team
19	36	12 SHENG Yu Hong
13	20	11 ZHANG Lijun
6	7	9 ZHANG Xu Fei
6	49	Total Team
4	13	12 SHENG Yu Hong
2	12	9 ZHANG Xu Fei
18	95	Total Team
6	17	11 ZHANG Lijun
4	16	3 TAN Yanhua
4	14	12 SHENG Yu Hong
26		Total Team
96	242	Total Team

Scoring Skills
Spike
Block
Serve
Opp Error
Total

Won	Total Atts	No Name
43	100	Total Team
18	34	10 CUNHA Janaina
7	16	7 SILVA Nathalie
5	19	9 BATISTA Jani
12	56	Total Team
4	7	10 CUNHA Janaina
3	17	4 SILVA Adria
2	5	1 HERTS Paula
5	81	Total Team
3	19	9 BATISTA Jani
1	14	7 SILVA Nathalie
1	12	2 SILVA Aderlandi
20		Total Team
80	237	Total Team

27	63	12 SHENG Yu Hong
----	----	------------------

Best Scorer

22	54	10 CUNHA Janaina
----	----	------------------

57 km/h	2 LU Hong Qin
---------	---------------

Fastest Serve

55 km/h	1 HERTS Paula
---------	---------------

LEGEND

Atts Attempts
L Libero player
[n] Starting line-up where n = starting position on court (i.e. positions 1 to 6)
Opp Opponent

C Team Captain
L Substitute libero
nn Substitute where nn = jersey number of out going player
Pts Points scored



Match Results

Match 15

USA vs SLO
3 0

Match Duration: 1h 00m

Teams	Sets	1	2	3	Total
USA	3	25	25	25	75
SLO	0	8	15	8	31
	Playing Time	17m	21m	16m	54m

First Referee: YAZDAN PANAH Masoud (IRI)

Second Referee: MARCOUX France (CAN)

USA - United States								
No	C/L	Name	1	2	3	4	5	Pts
1		WEBSTER Lora			3			5
3		MAYMON Brenda	4		4			4
4		GERLOSKY Michelle		13	3			
5		HOLLOWAY Kathryn	5	4	5			13
6		ERICKSON Heather	2	1	2			12
7		BURKLAND Monique	6	5	6			6
10	L	MILLER Kari	L	L	L			
11		ALDRICH Allison	3	2				10
13		MILLAGE Nichole	1	6	1			7
14		KANAHELE Kaleo		3				2
15	C	LANCASTER Kendra	6		5			
Coach:		HAMITER William						
Assistant Coach:		LANG Cara						

SLO - Slovenia								
No	C/L	Name	1	2	3	4	5	Pts
1	C	GOLTNIK URNAUT Anita	4	2	1			4
4		JAKIN Bogomira		8	3			1
5		CENCELJ Marinka	5	9	8			
6		OCEPEK Suzana	1	5	4			8
8		GOSNAK Danica	3	1	6			
9		TOMIC Stefka	2	6	2			1
10		KOTNIK Sasa	6	4	5			4
11	L	GABRSCEK Lena	L	L	L			
13		TERBUC ROUDI Regina			1			
16		ZBIL Jasmina	5	3				2
Coach:		BOZIC Simon						
Assistant Coach:		URNAUT Adolf						

TEAM AND PLAYER PERFORMANCES

Won	Total Atts	No Name
40	67	Total Team
10	15	5 HOLLOWAY Kathryn
6	8	11 ALDRICH Allison
6	10	13 MILLAGE Nichole
5	15	Total Team
2	2	1 WEBSTER Lora
1	1	5 HOLLOWAY Kathryn
1	1	13 MILLAGE Nichole
14	72	Total Team
6	23	6 ERICKSON Heather
4	15	11 ALDRICH Allison
2	11	5 HOLLOWAY Kathryn
16		Total Team
75	154	Total Team

Scoring Skills
Spike
Block
Serve
Opp Error
Total

Won	Total Atts	No Name
17	63	Total Team
8	26	6 OCEPEK Suzana
3	14	1 GOLTNIK URNAUT Anita
2	10	10 KOTNIK Sasa
2	20	Total Team
1	3	1 GOLTNIK URNAUT Anita
1	3	10 KOTNIK Sasa
1	34	Total Team
1	8	10 KOTNIK Sasa
11		Total Team
31	117	Total Team

13	27	5 HOLLOWAY Kathryn
----	----	--------------------

Best Scorer

8	38	6 OCEPEK Suzana
---	----	-----------------

65 km/h	5 HOLLOWAY Kathryn
---------	--------------------

Fastest Serve

63 km/h	9 TOMIC Stefka
---------	----------------

LEGEND			
Atts	Attempts	C	Team Captain
L	Libero player	L	Substitute libero
[n]	Starting line-up where n = starting position on court (i.e. positions 1 to 6)	nn	Substitute where nn = jersey number of out going player
Opp	Opponent	Pts	Points scored



Match Results

Match 20

SLO vs BRA
2 3

Match Duration: 2h 18m

Teams	Sets	1	2	3	4	5	Total
SLO	2	17	28	25	25	7	102
BRA	3	25	30	19	21	15	110
	Playing Time	23m	35m	25m	27m	16m	2h 06m

First Referee: ARCHIBALD Glynn (GBR)

Second Referee: MURULO Toomas (EST)

SLO - Slovenia								
No	C/L	Name	1	2	3	4	5	Pts
1	C	GOLJNIK URNAUT Anita	5	4	4	4	4	30
4		JAKIN Bogomira	8			1	1	
5		CENCELJ Marinka	6	5	5	5	5	4
6		OCEPEK Suzana	2	1	1	1	1	14
7		IRSIC Alenka		5		5	5	
8		GOSNAK Danica	4	3	3	3	3	3
9		TOMIC Stefka	3	2	2	2	2	3
10		KOTNIK Sasa	1	6	6	6	6	5
11	L	GABRSCEK Lena	L	L	L	L	L	
16		ZBIL Jasmina		1	9		9	
Coach:		BOZIC Simon						
Assistant Coach:		URNAUT Adolf						

BRA - Brazil								
No	C/L	Name	1	2	3	4	5	Pts
1		HERTS Paula	5	6	5	6	5	8
2		SILVA Aderlandi	3	4	3	4	3	8
3		LIMA Gilvania		4	4		10	
4		SILVA Adria	6	1	6	1	6	4
5		ALVES Graciana			2	3		6
6		ALVES Ana Paula						
7		SILVA Nathalie	1	2	1	2	1	17
9		BATISTA Jani	2	3			2	9
10	C	CUNHA Janaina	4	5	4	5	4	32
11	L	MARCHI Gabrielle	L	L	L	L	L	
12		LIMA Suellen		10			1	
Coach:		GONCALVES de OLIVEIRA Ronaldo						
Assistant Coach:		CARVALHO de MEDEIROS Alexandre						

TEAM AND PLAYER PERFORMANCES

Won	Total Atts	No Name
36	126	Total Team
21	55	1 GOLJNIK URNAUT Anita
9	42	6 OCEPEK Suzana
2	6	9 TOMIC Stefka
13	53	Total Team
7	13	1 GOLJNIK URNAUT Anita
2	10	5 CENCELJ Marinka
2	6	6 OCEPEK Suzana
10	101	Total Team
3	24	6 OCEPEK Suzana
2	16	10 KOTNIK Sasa
2	12	5 CENCELJ Marinka
43		Total Team
102	280	Total Team

Scoring Skills
Spike
Block
Serve
Opp Error
Total

Won	Total Atts	No Name
60	149	Total Team
26	45	10 CUNHA Janaina
14	45	7 SILVA Nathalie
7	17	1 HERTS Paula
10	44	Total Team
3	9	10 CUNHA Janaina
2	12	4 SILVA Adria
2	11	2 SILVA Aderlandi
14	111	Total Team
5	24	2 SILVA Aderlandi
3	18	10 CUNHA Janaina
2	17	7 SILVA Nathalie
26		Total Team
110	304	Total Team

30	81	1 GOLJNIK URNAUT Anita
----	----	------------------------

Best Scorer

32	72	10 CUNHA Janaina
----	----	------------------

63 km/h	5 CENCELJ Marinka
---------	-------------------

Fastest Serve

55 km/h	12 LIMA Suellen
---------	-----------------

LEGEND

Atts Attempts
L Libero player
[n] Starting line-up where n = starting position on court (i.e. positions 1 to 6)
Opp Opponent

C Team Captain
L Substitute libero
nn Substitute where nn = jersey number of out going player
Pts Points scored



Match Results

Match 23

CHN vs SLO
3 0

Match Duration: 1h 07m

Teams	Sets	1	2	3	Total
CHN	3	25	25	25	75
SLO	0	12	15	16	43
	Playing Time	19m	21m	21m	1h 01m

First Referee: FISCHER Ute (GER)

Second Referee: KOLOS Adnan (BIH)

CHN - China								
No	C/L	Name	1	2	3	4	5	Pts
1		TANG Xue Mei						
2	C	LU Hong Qin	2	2	2			3
3		TAN Yanhua						
5		SU Li Mei	1	1	1			11
6	L	ZHENG Xiong Ying	L	L	L			
7		WANG Yanan						
8		LI Liping	5	5	5			6
9		ZHANG Xu Fei	3	3	3			14
10		YANG Yan Ling						
11		ZHANG Lijun	6	6	6			13
12		SHENG Yu Hong	4	4	4			13
Coach:		ZHANG Jun						
Assistant Coach:		LU Zhixin						

SLO - Slovenia								
No	C/L	Name	1	2	3	4	5	Pts
1	C	GOLJNIK URNAUT Anita	4	4				10
4		JAKIN Bogomira		6	3			4
5		CENCELJ Marinka	5					
6		OCEPEK Suzana	1	1	1			4
7		IRSIC Alenka		10	4			1
8		GOSNAK Danica	3	3	6			3
9		TOMIC Stefka	2	2				1
10		KOTNIK Sasa	6	5	2			
11	L	GABRSCEK Lena	L	L	L			
16		ZBIL Jasmina	5	1	5			1
Coach:		BOZIC Simon						
Assistant Coach:		URNAUT Adolf						

TEAM AND PLAYER PERFORMANCES

Won	Total Atts	No	Name
39	72	Total Team	
11	18	11	ZHANG Lijun
9	13	5	SU Li Mei
8	21	12	SHENG Yu Hong
3	15	Total Team	
1	2	12	SHENG Yu Hong
1	4	11	ZHANG Lijun
1	2	9	ZHANG Xu Fei
18	74	Total Team	
6	16	9	ZHANG Xu Fei
4	13	12	SHENG Yu Hong
3	14	8	LI Liping
15		Total Team	
75	161	Total Team	

Scoring Skills
Spike
Block
Serve
Opp Error
Total

Won	Total Atts	No	Name
16	61	Total Team	
8	19	1	GOLJNIK URNAUT Anita
3	6	8	GOSNAK Danica
3	14	6	OCEPEK Suzana
3	29	Total Team	
1	1	7	IRSIC Alenka
1	4	1	GOLJNIK URNAUT Anita
1	5	6	OCEPEK Suzana
5	44	Total Team	
3	9	4	JAKIN Bogomira
1	5	1	GOLJNIK URNAUT Anita
1	5	16	ZBIL Jasmina
19		Total Team	
43	134	Total Team	

14	29	9	ZHANG Xu Fei
----	----	---	--------------

Best Scorer

10	28	1	GOLJNIK URNAUT Anita
----	----	---	----------------------

54 km/h	8	LI Liping
---------	---	-----------

Fastest Serve

59 km/h	4	JAKIN Bogomira
---------	---	----------------

LEGEND

Atts Attempts
L Libero player
[n] Starting line-up where n = starting position on court (i.e. positions 1 to 6)
Opp Opponent

C Team Captain
L Substitute libero
nn Substitute where nn = jersey number of out going player
Pts Points scored



Match Results

Match 27

USA vs BRA
3 0

Match Duration: 1h 07m

Teams	Sets	1	2	3	Total
USA	3	25	25	25	75
BRA	0	13	20	19	52
	Playing Time	18m	22m	21m	1h 01m

First Referee: JUNG Mal Soon (KOR)

Second Referee: SHANISHAH Khalid (LBA)

USA - United States								
No	C/L	Name	1	2	3	4	5	Pts
1		WEBSTER Lora						
3		MAYMON Brenda	4	3				3
4		GERLOSKY Michelle		13	13			4
5		HOLLOWAY Kathryn	5	4	5			16
6		ERICKSON Heather	2	1	2			11
7		BURKLAND Monique	6	5	6			7
10	L	MILLER Kari	L	L	L			
11		ALDRICH Allison	3	2	3			6
13		MILLAGE Nichole	1	6	1			5
14		KANAHELE Kaleo		3	4			
15	C	LANCASTER Kendra						
Coach:		HAMITER William						
Assistant Coach:		LANG Cara						

BRA - Brazil								
No	C/L	Name	1	2	3	4	5	Pts
1		HERTS Paula	5	6	5			2
2		SILVA Aderlandi	3	4	3			2
3		LIMA Gilvania		4	6			
4		SILVA Adria	6	1	3			4
5		ALVES Graciana						
6		ALVES Ana Paula			9			
7		SILVA Nathalie	1	2	1			9
9		BATISTA Jani	2	3	2			2
10	C	CUNHA Janaina	4	5	4			12
11	L	MARCHI Gabrielle	L	L	L			
12		LIMA Suellen		10				
Coach:		GONCALVES de OLIVEIRA Ronaldo						
Assistant Coach:		CARVALHO de MEDEIROS Alexandre						

TEAM AND PLAYER PERFORMANCES

Won	Total Atts	No	Name
36	70	Total Team	
14	20	5	HOLLOWAY Kathryn
10	17	6	ERICKSON Heather
6	11	7	BURKLAND Monique
6	27	Total Team	
2	4	13	MILLAGE Nichole
2	6	11	ALDRICH Allison
1	7	5	HOLLOWAY Kathryn
10	73	Total Team	
3	6	4	GERLOSKY Michelle
2	7	13	MILLAGE Nichole
2	11	11	ALDRICH Allison
23		Total Team	
75	170	Total Team	

Scoring Skills
Spike
Block
Serve
Opp Error
Total

Won	Total Atts	No	Name
19	65	Total Team	
8	18	10	CUNHA Janaina
6	20	7	SILVA Nathalie
2	9	9	BATISTA Jani
9	37	Total Team	
4	6	10	CUNHA Janaina
3	10	4	SILVA Adria
1	3	1	HERTS Paula
3	54	Total Team	
2	12	7	SILVA Nathalie
1	7	4	SILVA Adria
21		Total Team	
52	156	Total Team	

16	41	5	HOLLOWAY Kathryn
----	----	---	------------------

Best Scorer

12	30	10	CUNHA Janaina
----	----	----	---------------

72 km/h	6	ERICKSON Heather
---------	---	------------------

Fastest Serve

58 km/h	12	LIMA Suellen
---------	----	--------------

LEGEND			
Atts	Attempts	C	Team Captain
L	Libero player	L	Substitute libero
[n]	Starting line-up where n = starting position on court (i.e. positions 1 to 6)	nn	Substitute where nn = jersey number of out going player
Opp	Opponent	Pts	Points scored



Players Ranking by Skills

As of FRI 7 SEP 2012 at 22:50

BEST SCORERS

Rk	No	Name	NPC	Spike	Block	Serve	Total
1	12	SHENG Yu Hong	CHN	108	12	21	141
2	10	CUNHA Janaina	BRA	83	17	12	112
3	5	HOLLOWAY Kathryn	USA	80	9	7	96
4	1	GOLJNIK URNAUT Anita	SLO	61	14	6	81
5	11	ZHANG Lijun	CHN	56	10	13	79
6	7	SILVA Nathalie	BRA	47	4	11	62
6	6	ERICKSON Heather	USA	44	7	11	62
8	2	de RUIJTER Marieke	NED	42	7	12	61
9	11	PONOMARENKO Larysa	UKR	38	7	11	56
10	9	ZHANG Xu Fei	CHN	36	5	14	55
11	6	OGATA Shiori	JPN	44	6	3	53
12	6	YUDINA Ilona	UKR	28	15	9	52
13	12	BRIK Valentyna	UKR	31	13	6	50
14	5	van der HAAR Karin	NED	27	9	11	47
14	6	OCEPEK Suzana	SLO	35	8	4	47
16	1	NISHII Michiyo	JPN	36	3	5	44
17	11	ALDRICH Allison	USA	23	9	11	43
18	7	BAKKER Sanne	NED	18	15	8	41
19	3	TAN Yanhua	CHN	31	-	7	38
20	3	van MARUM Djoke	NED	27	6	4	37
21	4	BOWEN Samantha	GBR	21	4	10	35
21	9	HILL Nicole	GBR	21	9	5	35
21	2	CHURKINA Anzhelika	UKR	23	5	7	35
24	9	OSETYNSKA Inna	UKR	17	5	12	34
25	8	KANEDA Noriko	JPN	17	8	8	33
25	1	STINISSEN Elvira	NED	20	8	5	33
27	1	HERTS Paula	BRA	18	7	6	31
27	7	KANEKI Emi	JPN	23	1	7	31
27	7	BURKLAND Monique	USA	23	6	2	31
30	9	BATISTA Jani	BRA	20	3	6	29
30	7	KLOCHKOVA Larysa	UKR	13	9	7	29
32	6	HARMSSEN Karin	NED	17	7	4	28
32	13	MILLAGE Nichole	USA	18	8	2	28
34	2	SILVA Aderlandi	BRA	13	6	7	26
34	5	GREEN Andrea	GBR	16	8	2	26
36	15	RABEN Anne	NED	12	5	7	24
37	10	KOTNIK Sasa	SLO	10	6	7	23
37	3	MAYMON Brenda	USA	15	7	1	23
39	4	SILVA Adria	BRA	9	10	3	22
40	2	LU Hong Qin	CHN	11	1	4	16
40	10	OSADA Mamiko	JPN	6	5	5	16
42	5	ALVES Graciana	BRA	11	2	2	15
42	8	Li Liping	CHN	6	3	6	15
42	3	OKAHIRA Yukari	JPN	8	2	5	15
42	9	TOMIC Stefka	SLO	10	4	1	15
46	5	SU Li Mei	CHN	12	-	2	14
46	6	WIGGS Emma	GBR	10	2	2	14
46	4	GERLOSKY Michelle	USA	10	1	3	14
49	11	HARVEY Claire	GBR	3	7	3	13
49	1	PRYVALYKHINA Margaryta	UKR	9	4	-	13
51	4	JAKIN Bogomira	SLO	6	2	4	12
51	8	GOSNAK Danica	SLO	9	1	2	12
53	10	O'BRIEN Jessica	GBR	6	2	3	11
53	8	BRIERLY Amy	GBR	8	2	1	11
55	1	WEBSTER Lora	USA	4	4	2	10
56	3	LIMA Gilvania	BRA	3	-	4	7
57	5	SAITO Yoko	JPN	1	1	4	6
57	9	SLEENTER Jolanda	NED	4	1	1	6



Players Ranking by Skills

As of FRI 7 SEP 2012 at 22:50

BEST SCORERS

Rk	No	Name	NPC	Spike	Block	Serve	Total
59	4	de VRIES Rika	NED	-	2	2	4
59	5	CENCELJ Marinka	SLO	-	2	2	4
59	7	IRSIC Alenka	SLO	1	1	2	4
62	2	WIDDUP Victoria	GBR	3	-	-	3
62	7	WRIGHT Martine	GBR	1	2	-	3
62	16	ZBIL Jasmina	SLO	2	-	1	3
65	1	TANG Xue Mei	CHN	1	1	-	2
65	1	ROGERS Julie	GBR	2	-	-	2
65	4	KUZNETSOVA Galyna	UKR	-	-	2	2
65	14	KANAHELE Kaleo	USA	2	-	-	2
69	11	MARCHI Gabrielle	BRA	1	-	-	1
69	12	LIMA Suellen	BRA	-	-	1	1
69	6	ZHENG Xiong Ying	CHN	1	-	-	1
69	3	FREZZA Jessica	GBR	1	-	-	1
69	2	AWANO Sachie	JPN	1	-	-	1
69	9	KIKUCHI Satoko	JPN	-	-	1	1
69	8	LIST Paula	NED	1	-	-	1
69	3	SINCHUK Larysa	UKR	-	-	1	1
Tournament Totals				1375	350	360	2920



Players Ranking by Skills

As of FRI 7 SEP 2012 at 22:50

BEST SPIKERS

Scoring Spike	Rk	No	Name	NPC	Spikes	Faults	Shots	Total Attempts	Eff %
	1	5	HOLLOWAY Kathryn	USA	80	25	28	133	41.35
	2	10	CUNHA Janaina	BRA	83	26	41	150	38.00
	3	11	ZHANG Lijun	CHN	56	19	40	115	32.17
	4	12	SHENG Yu Hong	CHN	108	44	73	225	28.44
	5	1	GOLTNIK URNAUT Anita	SLO	61	19	77	157	26.75
	6	6	ERICKSON Heather	USA	44	19	36	99	25.25
	7	11	PONOMARENKO Larysa	UKR	38	17	36	91	23.08
	8	2	de RUIJTER Marieke	NED	42	18	51	111	21.62
	9	6	YUDINA Ilona	UKR	28	13	33	74	20.27
	10	2	CHURKINA Anzhelika	UKR	23	11	28	62	19.35
	11	3	van MARUM Djoke	NED	27	13	34	74	18.92
	12	7	SILVA Nathalie	BRA	47	25	50	122	18.03
	13	6	OGATA Shiori	JPN	44	30	50	124	11.29
	14	1	NISHII Michiyo	JPN	36	24	52	112	10.71
	15	12	BRIK Valentyna	UKR	31	23	22	76	10.53
	16	9	HILL Nicole	GBR	21	15	35	71	8.45
	17	5	van der HAAR Karin	NED	27	21	36	84	7.14
Limit									
15.00%									
	Tournament Totals				1375	723	1644	3742	17.42



Players Ranking by Skills

As of FRI 7 SEP 2012 at 22:50

BEST BLOCKERS

Scoring Block	Rk	No	Name	NPC	Kill Blocks	Faults	Rebounds	Total Attempts	Avg by Set
	1	6	YUDINA Iлона	UKR	15	11	8	34	0.94
	2	10	CUNHA Janaina	BRA	17	7	8	32	0.89
	3	12	BRIK Valentyna	UKR	13	10	8	31	0.81
	4	7	BAKKER Sanne	NED	15	8	16	39	0.79
	5	1	GOLTNIK URNAUT Anita	SLO	14	9	15	38	0.78
	6	12	SHENG Yu Hong	CHN	12	9	17	38	0.60
	6	9	HILL Nicole	GBR	9	8	11	28	0.60
	8	7	KLOCHKOVA Larysa	UKR	9	7	12	28	0.56
	9	4	SILVA Adria	BRA	10	18	21	49	0.53
	9	5	HOLLOWAY Kathryn	USA	9	8	14	31	0.53
	9	11	ALDRICH Allison	USA	9	11	10	30	0.53
	9	5	GREEN Andrea	GBR	8	4	3	15	0.53
	13	11	ZHANG Lijun	CHN	10	13	26	49	0.50
	13	8	KANEDA Noriko	JPN	8	9	14	31	0.50
	15	5	van der HAAR Karin	NED	9	15	4	28	0.47
	15	11	HARVEY Claire	GBR	7	9	5	21	0.47
	15	13	MILLAGE Nichole	USA	8	3	5	16	0.47
	18	6	OCEPEK Suzana	SLO	8	15	7	30	0.44
	18	11	PONOMARENKO Larysa	UKR	7	6	12	25	0.44
	20	1	STINISSEN Elvira	NED	8	12	6	26	0.42
	21	6	ERICKSON Heather	USA	7	11	8	26	0.41
	21	3	MAYMON Brenda	USA	7	8	3	18	0.41
	23	6	OGATA Shiori	JPN	6	5	15	26	0.38
	24	2	de RUIJTER Marieke	NED	7	14	6	27	0.37
	24	6	HARMSEN Karin	NED	7	6	4	17	0.37
	24	1	HERTS Paula	BRA	7	3	5	15	0.37
	27	7	BURKLAND Monique	USA	6	11	13	30	0.35
	28	10	KOTNIK Sasa	SLO	6	13	5	24	0.33
	29	2	SILVA Aderlandi	BRA	6	17	9	32	0.32
	29	3	van MARUM Djoke	NED	6	7	12	25	0.32
	31	10	OSADA Mamiko	JPN	5	7	15	27	0.31
	31	9	OSETYNSKA Inna	UKR	5	6	9	20	0.31
	31	2	CHURKINA Anzhelika	UKR	5	1	8	14	0.31
	34	4	BOWEN Samantha	GBR	4	5	4	13	0.27
	35	15	RABEN Anne	NED	5	5	2	12	0.26
	36	9	ZHANG Xu Fei	CHN	5	14	18	37	0.25
	36	1	PRYVALYKHINA Margaryta	UKR	4	5	1	10	0.25
	38	1	WEBSTER Lora	USA	4	5	2	11	0.24
	39	9	TOMIC Stefka	SLO	4	11	6	21	0.22
	40	7	SILVA Nathalie	BRA	4	11	9	24	0.21
	41	1	NISHII Michiyo	JPN	3	8	6	17	0.19
	42	9	BATISTA Jani	BRA	3	11	8	22	0.16
	43	8	LI Liping	CHN	3	14	8	25	0.15
	44	6	WIGGS Emma	GBR	2	8	1	11	0.13
	44	7	WRIGHT Martine	GBR	2	4	2	8	0.13
	44	8	BRIERLY Amy	GBR	2	1	3	6	0.13
	44	10	O'BRIEN Jessica	GBR	2	2	-	4	0.13
	44	3	OKAHIRA Yukari	JPN	2	7	4	13	0.13
	49	4	JAKIN Bogomira	SLO	2	10	4	16	0.11
	49	5	CENCELJ Marinka	SLO	2	1	7	10	0.11
	49	5	ALVES Graciana	BRA	2	1	3	6	0.11
	49	4	de VRIES Rika	NED	2	1	1	4	0.11
	53	8	GOSNAK Danica	SLO	1	10	10	21	0.06
	53	7	KANEKI Emi	JPN	1	8	8	17	0.06
	53	4	GERLOSKY Michelle	USA	1	3	1	5	0.06
	53	5	SAITO Yoko	JPN	1	-	2	3	0.06
	53	7	IRSIC Alenka	SLO	1	-	-	1	0.06
	58	2	LU Hong Qin	CHN	1	20	10	31	0.05
	58	1	TANG Xue Mei	CHN	1	3	2	6	0.05



Players Ranking by Skills

As of FRI 7 SEP 2012 at 22:50

BEST BLOCKERS

Scoring Block	Rk	No	Name	NPC	Kill Blocks	Faults	Rebounds	Total Attempts	Avg by Set	
	58	9	SLENTER Jolanda	NED	1	1	-	2	0.05	
	61	3	TAN Yanhua	CHN	-	4	5	9	0.00	
	61	14	KANAHELE Kaleo	USA	-	6	2	8	0.00	
	61	16	ZBIL Jasmina	SLO	-	4	3	7	0.00	
	61	2	WIDDUP Victoria	GBR	-	2	1	3	0.00	
	61	5	SU Li Mei	CHN	-	1	1	2	0.00	
	61	3	LIMA Gilvania	BRA	-	2	-	2	0.00	
	61	11	MARCHI Gabrielle	BRA	-	-	1	1	0.00	
	61	10	MILLER Kari	USA	-	-	1	1	0.00	
	Tournament Totals					350	489	470	1309	2.50



Players Ranking by Skills

As of FRI 7 SEP 2012 at 22:50

BEST SERVERS

Scoring Service	Rk	No	Name	NPC	Aces	Faults	Serve Hits	Total Attempts	Avg by Set
	1	12	SHENG Yu Hong	CHN	21	4	57	82	1.05
	2	9	OSETYNSKA Inna	UKR	12	-	50	62	0.75
	3	9	ZHANG Xu Fei	CHN	14	5	73	92	0.70
	4	11	PONOMARENKO Larysa	UKR	11	3	63	77	0.69
	5	4	BOWEN Samantha	GBR	10	5	27	42	0.67
	6	6	ERICKSON Heather	USA	11	5	75	91	0.65
	6	11	ALDRICH Allison	USA	11	8	53	72	0.65
	6	11	ZHANG Lijun	CHN	13	9	35	57	0.65
	9	2	de RUIJTER Marieke	NED	12	4	60	76	0.63
	9	10	CUNHA Janaina	BRA	12	8	51	71	0.63
	11	7	SILVA Nathalie	BRA	11	11	59	81	0.58
	11	5	van der HAAR Karin	NED	11	4	47	62	0.58
	13	6	YUDINA Ilona	UKR	9	9	31	49	0.56
	14	8	KANEDA Noriko	JPN	8	2	59	69	0.50
	15	7	KANEKI Emi	JPN	7	3	52	62	0.44
	15	7	KLOCHKOVA Larysa	UKR	7	4	40	51	0.44
	15	2	CHURKINA Anzhelika	UKR	7	4	29	40	0.44
	18	7	BAKKER Sanne	NED	8	4	47	59	0.42
	19	5	HOLLOWAY Kathryn	USA	7	4	58	69	0.41
	20	10	KOTNIK Sasa	SLO	7	6	47	60	0.39
	21	12	BRIK Valentyna	UKR	6	5	48	59	0.38
	22	2	SILVA Aderlandi	BRA	7	5	56	68	0.37
	22	15	RABEN Anne	NED	7	3	26	36	0.37
	24	3	TAN Yanhua	CHN	7	5	45	57	0.35
	25	1	GOLTNIK URNAUT Anita	SLO	6	3	39	48	0.33
	25	9	HILL Nicole	GBR	5	10	23	38	0.33
	27	9	BATISTA Jani	BRA	6	11	37	54	0.32
	27	1	HERTS Paula	BRA	6	6	41	53	0.32
	29	3	OKAHIRA Yukari	JPN	5	7	36	48	0.31
	29	10	OSADA Mamiko	JPN	5	4	34	43	0.31
	29	1	NISHII Michiyo	JPN	5	4	26	35	0.31
	32	8	LI Liping	CHN	6	2	53	61	0.30
	33	1	STINISSEN Elvira	NED	5	1	34	40	0.26
	34	5	SAITO Yoko	JPN	4	1	18	23	0.25
	35	6	OCEPEK Suzana	SLO	4	2	54	60	0.22
	35	4	JAKIN Bogomira	SLO	4	3	18	25	0.22
	37	6	HARMSSEN Karin	NED	4	1	49	54	0.21
	37	3	van MARUM Djoke	NED	4	3	42	49	0.21
	37	3	LIMA Gilvania	BRA	4	1	12	17	0.21
	40	2	LU Hong Qin	CHN	4	1	76	81	0.20
	40	11	HARVEY Claire	GBR	3	4	28	35	0.20
	40	10	O'BRIEN Jessica	GBR	3	6	5	14	0.20
	43	6	OGATA Shiori	JPN	3	-	40	43	0.19
	44	4	GERLOSKY Michelle	USA	3	3	8	14	0.18
	45	4	SILVA Adria	BRA	3	3	30	36	0.16
	46	6	WIGGS Emma	GBR	2	9	29	40	0.13
	46	5	GREEN Andrea	GBR	2	2	22	26	0.13
	48	13	MILLAGE Nichole	USA	2	1	41	44	0.12
	48	7	BURKLAND Monique	USA	2	3	39	44	0.12
	48	1	WEBSTER Lora	USA	2	1	7	10	0.12
	51	4	KUZNETSOVA Galyna	UKR	2	-	6	8	0.13
	52	8	GOSNAK Danica	SLO	2	5	41	48	0.11
	52	5	ALVES Graciana	BRA	2	4	18	24	0.11
	52	7	IRSIC Alenka	SLO	2	-	13	15	0.11
	52	5	CENCELJ Marinka	SLO	2	1	10	13	0.11
	52	4	de VRIES Rika	NED	2	-	5	7	0.11
	57	5	SU Li Mei	CHN	2	-	22	24	0.10
	58	8	BRIERLY Amy	GBR	1	-	17	18	0.07
	59	9	TOMIC Stefka	SLO	1	2	45	48	0.06



Players Ranking by Skills

As of FRI 7 SEP 2012 at 22:50

BEST SERVERS

Scoring Service	Rk	No	Name	NPC	Aces	Faults	Serve Hits	Total Attempts	Avg by Set	
	59	3	MAYMON Brenda	USA	1	2	36	39	0.06	
	59	16	ZBIL Jasmina	SLO	1	2	6	9	0.06	
	59	9	KIKUCHI Satoko	JPN	1	-	3	4	0.06	
	59	3	SINCHUK Larysa	UKR	1	1	2	4	0.06	
	64	12	LIMA Suellen	BRA	1	3	6	10	0.05	
	64	9	SLENTER Jolanda	NED	1	1	6	8	0.05	
	66	14	KANAHELE Kaleo	USA	-	1	16	17	0.00	
	66	1	TANG Xue Mei	CHN	-	-	10	10	0.00	
	66	7	WRIGHT Martine	GBR	-	1	8	9	0.00	
	66	1	PRYVALYKHINA Margaryta	UKR	-	3	6	9	0.00	
	66	10	YANG Yan Ling	CHN	-	1	4	5	0.00	
	66	13	TERBUC ROUDI Regina	SLO	-	1	3	4	0.00	
	66	2	WIDDUP Victoria	GBR	-	-	3	3	0.00	
	66	1	ROGERS Julie	GBR	-	-	1	1	0.00	
	66	4	FUJII Junko	JPN	-	-	1	1	0.00	
	66	12	TEN THIJE Josien	NED	-	-	1	1	0.00	
	66	5	MANANKOVA Olena	UKR	-	1	-	1	0.00	
	Tournament Totals					360	241	2318	2919	2.57



Players Ranking by Skills

As of FRI 7 SEP 2012 at 22:50

BEST DIGGERS

Non-Scoring Diggers	Rk	No	Name	NPC	Digs	Faults	Receptions	Total Attempts	Avg by Set
	1	7	BAKKER Sanne	NED	45	19	21	85	2.37
	2	8	LIST Paula	NED	38	17	17	72	2.00
	3	10	MILLER Kari	USA	33	9	20	62	1.94
	4	12	BRIK Valentyna	UKR	30	8	15	53	1.88
	5	11	ZHANG Lijun	CHN	36	15	22	73	1.80
	6	10	CUNHA Janaina	BRA	33	10	24	67	1.74
	7	2	AWANO Sachie	JPN	27	13	22	62	1.69
	8	10	KOTNIK Sasa	SLO	30	15	20	65	1.67
	9	5	HOLLOWAY Kathryn	USA	25	7	33	65	1.47
	10	3	TAN Yanhua	CHN	29	10	26	65	1.45
	11	7	SILVA Nathalie	BRA	26	16	22	64	1.37
	11	11	MARCHI Gabrielle	BRA	26	15	21	62	1.37
	13	2	LU Hong Qin	CHN	27	12	30	69	1.35
	14	1	GOLTIK URNAUT Anita	SLO	23	21	12	56	1.28
	15	9	ZHANG Xu Fei	CHN	24	17	27	68	1.20
	16	6	OCEPEK Suzana	SLO	21	19	27	67	1.17
	17	6	WIGGS Emma	GBR	17	8	13	38	1.13
	17	11	PONOMARENKO Larysa	UKR	18	22	16	56	1.13
	19	1	STINISSEN Elvira	NED	21	15	12	48	1.11
	19	2	SILVA Aderlandi	BRA	21	6	20	47	1.11
	21	12	SHENG Yu Hong	CHN	22	12	17	51	1.10
	22	7	KANEKI Emi	JPN	17	15	26	58	1.06
	23	4	SILVA Adria	BRA	20	9	14	43	1.05
	24	13	MILLAGE Nichole	USA	17	17	15	49	1.00
	25	2	de RUIJTER Marieke	NED	18	9	25	52	0.95
	26	1	NISHII Michiyo	JPN	15	12	23	50	0.94
	26	9	OSETYNSKA Inna	UKR	15	11	14	40	0.94
	26	2	CHURKINA Anzhelika	UKR	15	3	20	38	0.94
	29	7	KLOCHKOVA Larysa	UKR	13	9	20	42	0.81
	29	6	OGATA Shiori	JPN	13	9	18	40	0.81
	31	6	ERICKSON Heather	USA	13	14	24	51	0.76
	32	10	OSADA Mamiko	JPN	12	9	15	36	0.75
	33	4	BOWEN Samantha	GBR	11	14	24	49	0.73
	34	11	HARVEY Claire	GBR	10	10	13	33	0.67
	35	3	MAYMON Brenda	USA	11	13	15	39	0.65
	36	8	BRIERLY Amy	GBR	9	6	4	19	0.60
	37	6	YUDINA Ilona	UKR	9	7	15	31	0.56
	38	9	HILL Nicole	GBR	8	10	12	30	0.53
	39	5	SU Li Mei	CHN	10	6	10	26	0.50
	39	3	OKAHIRA Yukari	JPN	8	8	10	26	0.50
	41	6	HARMSSEN Karin	NED	9	9	14	32	0.47
	41	3	LIMA Gilvania	BRA	9	1	8	18	0.47
	43	8	LI Liping	CHN	9	4	11	24	0.45
	43	6	ZHENG Xiong Ying	CHN	9	3	7	19	0.45
	45	11	GABRSCEK Lena	SLO	8	8	5	21	0.44
	46	15	RABEN Anne	NED	8	2	5	15	0.42
	47	9	TOMIC Stefka	SLO	7	7	13	27	0.39
	48	8	GOSNAK Danica	SLO	6	13	18	37	0.33
	48	10	O'BRIEN Jessica	GBR	5	2	2	9	0.33
	50	1	HERTS Paula	BRA	6	3	16	25	0.32
	51	14	KANAHELE Kaleo	USA	5	6	4	15	0.29
	52	5	GREEN Andrea	GBR	4	6	7	17	0.27
	53	5	ALVES Graciana	BRA	5	1	1	7	0.26
	54	8	KANEDA Noriko	JPN	4	8	13	25	0.25
	54	1	PRYVALYKHINA Margaryta	UKR	4	4	-	8	0.25
	56	11	ALDRICH Allison	USA	4	3	5	12	0.24
	57	7	IRSIC Alenka	SLO	4	2	3	9	0.22
	58	9	BATISTA Jani	BRA	4	5	6	15	0.21
	59	7	BURKLAND Monique	USA	3	5	5	13	0.18



Players Ranking by Skills

As of FRI 7 SEP 2012 at 22:50

BEST DIGGERS

Non-Scoring Diggers	Rk	No	Name	NPC	Digs	Faults	Receptions	Total Attempts	Avg by Set	
	60	4	JAKIN Bogomira	SLO	3	2	3	8	0.17	
	61	5	van der HAAR Karin	NED	3	3	5	11	0.16	
	61	3	van MARUM Djoke	NED	3	1	5	9	0.16	
	61	9	SLENTER Jolanda	NED	3	1	-	4	0.16	
	64	7	WRIGHT Martine	GBR	2	6	4	12	0.13	
	64	2	WIDDUP Victoria	GBR	2	1	4	7	0.13	
	64	5	SAITO Yoko	JPN	2	5	10	17	0.13	
	67	16	ZBIL Jasmina	SLO	2	-	4	6	0.11	
	67	4	de VRIES Rika	NED	2	1	2	5	0.11	
	69	5	CENCELJ Marinka	SLO	1	4	6	11	0.06	
	69	4	GERLOSKY Michelle	USA	1	1	1	3	0.06	
	69	1	WEBSTER Lora	USA	1	1	-	2	0.06	
	72	1	TANG Xue Mei	CHN	1	4	8	13	0.05	
	72	12	LIMA Suellen	BRA	1	1	1	3	0.05	
	74	1	ROGERS Julie	GBR	-	2	2	4	0.00	
	74	10	YANG Yan Ling	CHN	-	-	1	1	0.00	
	74	15	LANCASTER Kendra	USA	-	-	1	1	0.00	
	74	13	TERBUC ROUDI Regina	SLO	-	1	-	1	0.00	
	74	10	SHATYLO Olga	UKR	-	1	-	1	0.00	
	74	4	KUZNETSOVA Galyna	UKR	-	1	-	1	0.00	
	Tournament Totals					956	605	954	2515	6.83



Players Ranking by Skills

As of FRI 7 SEP 2012 at 22:50

BEST SETTERS

Non-Scoring Set	Rk	No	Name	NPC	Running Sets	Faults	Still Sets	Total Attempts	Avg by Set
	1	2	LU Hong Qin	CHN	93	1	91	185	4.65
	2	13	MILLAGE Nichole	USA	66	1	70	137	3.88
	3	8	LI Liping	CHN	74	2	90	166	3.70
	4	2	SILVA Aderlandi	BRA	56	4	68	128	2.95
	5	3	MAYMON Brenda	USA	44	2	48	94	2.59
	6	9	OSETYNSKA Inna	UKR	34	3	48	85	2.13
	7	6	HARMSSEN Karin	NED	33	-	73	106	1.74
	7	4	SILVA Adria	BRA	33	3	64	100	1.74
	7	7	BAKKER Sanne	NED	33	-	61	94	1.74
	10	3	OKAHIRA Yukari	JPN	26	3	44	73	1.63
	10	2	CHURKINA Anzhelika	UKR	26	1	34	61	1.63
	12	6	WIGGS Emma	GBR	23	5	80	108	1.53
	13	10	OSADA Mamiko	JPN	22	5	57	84	1.38
	14	8	GOSNAK Danica	SLO	24	-	75	99	1.33
	15	5	HOLLOWAY Kathryn	USA	22	2	34	58	1.29
	16	11	HARVEY Claire	GBR	19	10	61	90	1.27
	17	14	KANAHELE Kaleo	USA	20	2	27	49	1.18
	18	7	KANEKI Emi	JPN	18	-	46	64	1.13
	18	12	BRIK Valentyna	UKR	18	1	26	45	1.13
	20	4	JAKIN Bogomira	SLO	18	4	46	68	1.00
	20	6	YUDINA Ilona	UKR	16	4	23	43	1.00
	22	6	OGATA Shiori	JPN	15	1	34	50	0.94
	23	10	KOTNIK Sasa	SLO	15	3	52	70	0.83
	24	11	PONOMARENKO Larysa	UKR	13	4	20	37	0.81
	25	6	ERICKSON Heather	USA	13	2	33	48	0.76
	26	2	de RUIJTER Marieke	NED	14	3	57	74	0.74
	26	7	SILVA Nathalie	BRA	14	2	17	33	0.74
	28	9	ZHANG Xu Fei	CHN	14	3	13	30	0.70
	29	3	LIMA Gilvania	BRA	12	-	17	29	0.63
	30	10	CUNHA Janaina	BRA	10	2	28	40	0.53
	30	1	STINISSEN Elvira	NED	10	1	26	37	0.53
	32	1	NISHIIE Michiyo	JPN	8	3	42	53	0.50
	32	1	TANG Xue Mei	CHN	10	3	22	35	0.50
	34	15	RABEN Anne	NED	8	1	19	28	0.42
	35	1	GOLTNIK URNAUT Anita	SLO	7	1	52	60	0.39
	35	6	OCEPEK Suzana	SLO	7	1	22	30	0.39
	37	5	SAITO Yoko	JPN	6	1	13	20	0.38
	37	1	PRYVALYKHINA Margaryta	UKR	6	1	12	19	0.38
	39	11	MARCHI Gabrielle	BRA	7	1	21	29	0.37
	39	9	BATISTA Jani	BRA	7	2	9	18	0.37
	41	10	MILLER Kari	USA	6	-	16	22	0.35
	41	7	BURKLAND Monique	USA	6	-	9	15	0.35
	43	9	HILL Nicole	GBR	5	3	9	17	0.33
	44	8	KANEDA Noriko	JPN	5	-	10	15	0.31
	45	11	ALDRICH Allison	USA	5	1	6	12	0.29
	46	9	TOMIC Stefka	SLO	5	1	13	19	0.28
	47	4	BOWEN Samantha	GBR	4	3	21	28	0.27
	48	3	TAN Yanhua	CHN	5	1	19	25	0.25
	48	2	AWANO Sachie	JPN	4	2	18	24	0.25
	48	11	ZHANG Lijun	CHN	5	-	18	23	0.25
	51	12	SHENG Yu Hong	CHN	4	1	15	20	0.20
	52	5	ALVES Graciana	BRA	3	1	11	15	0.16
	53	5	SU Li Mei	CHN	3	-	6	9	0.15
	54	1	WEBSTER Lora	USA	2	-	3	5	0.12
	54	4	GERLOSKY Michelle	USA	2	-	3	5	0.12
	56	1	HERTS Paula	BRA	2	2	5	9	0.11
	56	9	SLENTER Jolanda	NED	2	-	5	7	0.11
	56	3	van MARUM Djoke	NED	2	1	4	7	0.11
	59	8	BRIERLY Amy	GBR	1	3	11	15	0.07



Players Ranking by Skills

As of FRI 7 SEP 2012 at 22:50

BEST SETTERS

Non-Scoring Set	Rk	No	Name	NPC	Running Sets	Faults	Still Sets	Total Attempts	Avg by Set	
	59	5	GREEN Andrea	GBR	1	1	12	14	0.07	
	59	7	WRIGHT Martine	GBR	1	1	5	7	0.07	
	59	2	WIDDUP Victoria	GBR	1	-	3	4	0.07	
	59	10	O'BRIEN Jessica	GBR	1	-	1	2	0.07	
	59	3	FREZZA Jessica	GBR	1	-	1	2	0.07	
	65	7	KLOCHKOVA Larysa	UKR	1	-	12	13	0.06	
	66	8	LIST Paula	NED	1	1	14	16	0.05	
	66	4	de VRIES Rika	NED	1	-	3	4	0.05	
	66	12	LIMA Suellen	BRA	1	-	1	2	0.05	
	66	6	ZHENG Xiong Ying	CHN	1	-	1	2	0.05	
	70	11	GABRSCEK Lena	SLO	-	1	7	8	0.00	
	70	5	CENCELJ Marinka	SLO	-	1	6	7	0.00	
	70	5	van der HAAR Karin	NED	-	-	5	5	0.00	
	70	7	IRSIC Alenka	SLO	-	-	3	3	0.00	
	70	13	TERBUC ROUDI Regina	SLO	-	-	2	2	0.00	
	70	1	ROGERS Julie	GBR	-	-	1	1	0.00	
	70	12	TEN THIJE Josien	NED	-	-	1	1	0.00	
	70	16	ZBIL Jasmina	SLO	-	-	1	1	0.00	
	70	9	KIKUCHI Satoko	JPN	-	1	-	1	0.00	
	Tournament Totals					995	113	1956	3064	7.11



Sitting Volleyball

Women



Players Ranking by Skills

As of FRI 7 SEP 2012 at 22:50

BEST RECEIVERS

Non-Scoring Receivers		Rk	No	Name	NPC	Excellents	Faults	Serve Receptions	Total Attempts	Succ %	
		1	10	MILLER Kari	USA	75	4	17	96	78.13	
		2	8	LIST Paula	NED	80	11	28	119	67.23	
		3	11	MARCHI Gabrielle	BRA	48	11	13	72	66.67	
		4	2	AWANO Sachie	JPN	46	13	28	87	52.87	
		5	6	ERICKSON Heather	USA	40	13	30	83	48.19	
Limit											
25.00%		Tournament Totals					1339	273	722	2334	57.37



Sitting Volleyball

Women



Players Ranking by Skills

As of FRI 7 SEP 2012 at 22:50

BEST LIBEROS

Non-Scoring Liberos		Rk	No	Name	NPC	Excellents	Faults	In Play	Total Attempts	Avg by Set
		1	10	MILLER Kari	USA	108	13	37	158	6.35
		2	8	LIST Paula	NED	118	28	45	191	6.21
		3	2	AWANO Sachie	JPN	73	26	50	149	4.56
		4	11	MARCHI Gabrielle	BRA	74	26	34	134	3.89
		5	6	ZHENG Xiong Ying	CHN	49	6	14	69	2.45
		6	11	GABRSCEK Lena	SLO	36	18	23	77	2.00

NOTES

Only players whose teams advanced to the quarterfinals are ranked.

LEGEND

Avg	Average	Eff%	Efficiency	Rk	Rank	Succ%	Success %
------------	---------	-------------	------------	-----------	------	--------------	-----------



Teams Ranking by Skills

As of FRI 7 SEP 2012 at 22:50

Scoring Spike		Rk	Team	Spikes	Faults	Shots	Total Attempts	Eff %
		1	USA - United States	219	93	186	498	25.30
		2	CHN - China	262	113	219	594	25.08
		3	BRA - Brazil	205	99	196	500	21.20
		4	UKR - Ukraine	159	75	177	411	20.44
		5	NED - Netherlands	168	84	237	489	17.18
		6	SLO - Slovenia	134	79	245	458	12.01
		7	JPN - Japan	136	87	220	443	11.06
		8	GBR - Great Britain	92	93	164	349	-
		Tournament Totals		1375	723	1644	3742	17.42

Scoring Block		Rk	Team	Kill Blocks	Faults	Rebounds	Total Attempts	Avg by Set
		1	UKR - Ukraine	58	46	58	162	3.63
		2	NED - Netherlands	60	69	51	180	3.16
		3	USA - United States	51	66	59	176	3.00
		4	BRA - Brazil	49	70	64	183	2.58
		5	GBR - Great Britain	36	43	30	109	2.40
		6	SLO - Slovenia	38	73	57	168	2.11
		7	JPN - Japan	26	44	64	134	1.63
		8	CHN - China	32	78	87	197	1.60
		Tournament Totals		350	489	470	1309	2.50

Scoring Service		Rk	Team	Aces	Faults	Serve Hits	Total Attempts	Avg by Set
		1	UKR - Ukraine	55	30	275	360	3.44
		2	CHN - China	67	27	375	469	3.35
		3	NED - Netherlands	54	21	317	392	2.84
		4	BRA - Brazil	52	52	310	414	2.74
		5	JPN - Japan	38	21	269	328	2.38
		6	USA - United States	39	28	333	400	2.29
		7	GBR - Great Britain	26	37	163	226	1.73
		8	SLO - Slovenia	29	25	276	330	1.61
		Tournament Totals		360	241	2318	2919	2.57



Sitting Volleyball

Women



Teams Ranking by Skills

As of FRI 7 SEP 2012 at 22:50

Non-Scoring Dig		Rk	Team	Digs	Faults	Receptions	Total Attempts	Avg by Set
		1	CHN - China	167	83	159	409	8.35
		2	BRA - Brazil	151	67	133	351	7.95
		3	NED - Netherlands	150	77	106	333	7.89
		4	USA - United States	113	76	123	312	6.65
		5	UKR - Ukraine	104	66	100	270	6.50
		6	JPN - Japan	98	79	137	314	6.13
		7	SLO - Slovenia	105	92	111	308	5.83
		8	GBR - Great Britain	68	65	85	218	4.53
Tournament Totals				956	605	954	2515	6.83

Non-Scoring Set		Rk	Team	Running Sets	Faults	Still Sets	Total Attempts	Avg by Set
		1	USA - United States	186	10	249	445	10.94
		2	CHN - China	209	11	275	495	10.45
		3	BRA - Brazil	145	17	241	403	7.63
		4	UKR - Ukraine	114	14	175	303	7.13
		5	JPN - Japan	104	16	264	384	6.50
		6	NED - Netherlands	104	7	268	379	5.47
		7	SLO - Slovenia	76	12	279	367	4.22
		8	GBR - Great Britain	57	26	205	288	3.80
Tournament Totals				995	113	1956	3064	7.11

Non-Scoring Reception		Rk	Team	Excellents	Faults	Serve Receptions	Total Attempts	Succ %
		1	CHN - China	208	24	87	319	65.20
		2	USA - United States	187	22	80	289	64.71
		3	BRA - Brazil	172	37	73	282	60.99
		4	UKR - Ukraine	143	21	77	241	59.34
		5	NED - Netherlands	177	37	86	300	59.00
		6	JPN - Japan	157	31	89	277	56.68
		7	SLO - Slovenia	170	45	114	329	51.67
		8	GBR - Great Britain	125	56	116	297	42.09
Tournament Totals				1339	273	722	2334	57.37

LEGEND							
Avg	Average	Eff%	Efficiency	Rk	Rank	Succ%	Success %



SAT 8 SEP 2012

Sitting Volleyball

Men



Medallists

GOLD

BIH - Bosnia&Herzegovina

- 1 GODINJAK Ismet
- 2 MANKO Adnan
- 4 KESMER Adnan (L)
- 5 MEDIC Asim
- 6 DURAN Mirzet
- 7 CANCAR Nizam
- 8 HAMZIC Dzevad
- 9 KADRIC Benis
- 10 ALIBASIC Safet
- 11 DELALIC Sabahudin (C)
- 12 JUSUFOVIC Ermin

SILVER

IRI - Iran

- 2 LASHGARISANAMI Majid
- 3 PEIDAYESH Reza
- 4 ALIPOURIAN Davood
- 5 EIRI Ahmad
- 6 HASSANPOUR ALINAZARI Naser
- 7 BIGDELI Sadegh
- 8 EIMERY Jalil (C)
- 9 EBRAHIMIBALADEZAEI Seyedsaeid
- 10 ZIRAH I sa
- 11 SALEHI HAJIKOLAEI Ramezan (L)
- 12 KHALEGHI Mohammad

BRONZE

GER - Germany

- 1 SCHIFFLER Alexander
- 3 RENGER Thomas
- 5 HAEHNLEIN Stefan
- 6 CZPAKOWSKI Sebastian
- 7 WIESENTHAL Heiko
- 8 SCHLORF Peter
- 9 SCHRAPP Jurgen (C)
- 10 HERZOG Christoph
- 11 SAYILIR Barbaros
- 14 SCHIEWE Torben

LEGEND

C Team Captain

L Libero Player



Sitting Volleyball

Men



Final Standings

As of SAT 8 SEP 2012 at 20:45

Medal	Rank	Team
Gold	1	BIH - Bosnia&Herzegovina
Silver	2	IRI - Iran
Bronze	3	GER - Germany
	4	RUS - Russia
	5	BRA - Brazil
	6	EGY - Egypt
	7	CHN - China
	8	GBR - Great Britain
	9	RWA - Rwanda
	10	MAR - Morocco

Player Awards

MVP	ALIBASIC Safet (BIH)
Best Scorer	SAVICHEV Alexander (RUS)
Best Spiker	DURAN Mirzet (BIH)
Best Blocker	MUNRO John (GBR)
Best Server	SAVICHEV Alexander (RUS)
Best Setter	DING Xiaochao (CHN)
Best Receiver	SALEHI HAJIKOLAEI Ramezan (IRI)
Best Libero	AHMED ABDEL LATIF Abdel Nabi (EGY)



Sitting Volleyball

Men



Team Roster

As of TUE 28 AUG 2012 at 22:28

BIH - Bosnia&Herzegovina

No	C/L	Name	Shirt Name	Sport Class	Highest Reach		Date of Birth	Club	National Selections			
					Spike cm	Block cm			WCH	PG	Int	Tot
1		GODINJAK Ismet	GODINJAK	D	161	153	17 MAR 1973	Oki Fantomi, Sarajevo (BIH)	32	21	56	109
2		MANKO Adnan	MANKO	D	156	147	16 JAN 1977	Oki Fantomi, Sarajevo (BIH)	32	21	56	109
4	L	KESMER Adnan	KESMER	D	149	141	11 OCT 1986	Oki Fantomi, Sarajevo (BIH)	8	0	7	15
5		MEDIC Asim	MEDIC	MD	158	151	03 AUG 1969	Sdi Spid, Sarajevo (BIH)	32	21	56	109
6		DURAN Mirzet	DURAN	D	163	155	13 OCT 1986	Oki Fantomi, Sarajevo (BIH)	16	7	21	44
7		CANCAR Nizam	CANCAR	D	171	160	17 SEP 1975	Oki Fantomi, Sarajevo (BIH)	0	7	14	21
8		HAMZIC Dzevad	HAMZIC	D	160	152	04 SEP 1968	Sdi Spid, Sarajevo (BIH)	32	21	49	102
9		KADRIC Benis	KADRIC	D	179	168	28 JAN 1987	Oki Fantomi, Sarajevo (BIH)	0	7	14	21
10		ALIBASIC Safet	ALIBASIC	D	161	154	21 DEC 1982	Sdi Spid, Sarajevo (BIH)	24	14	42	80
11	C	DELALIC Sabahudin	DELALIC	D	153	145	17 AUG 1972	Sdi Spid, Sarajevo (BIH)	32	21	56	109
12		JUSUFOVIC Ermin	JUSUFOVIC	D	165	156	31 MAY 1981	Skiso Sinovi Bosne, Lukavac (BIH)	24	14	42	80
					Team Minimum	149	141					
					Team Average	161	153					
					Team Maximum	179	168					

Technical Staff:

Coach: HRUSTEMOVIC Mirza
Assistant Coach: CISIJA Abid
Doctor: MUFTIC Mirsad
Therapist/Trainer: MEHMEDOVIC Ejub

Uniform Colours

Main
2nd
3rd

Shirt

Black
 White

Shorts

Black
 Black

LEGEND

C	Team Captain	D	Disability	Int	Other International Competitions	L	Libero Player	MD	Minimum disability
PG	Paralympic Games	Tot	Total	WCH	World Championships				



Sitting Volleyball

Men



Team Roster

As of TUE 28 AUG 2012 at 22:28

BRA - Brazil

No	C/L	Name	Shirt Name	Sport Class	Highest Reach		Date of Birth	Club	National Selections			
					Spike cm	Block cm			WCH	PG	Int	Tot
1		LOURENCO Gilberto	GIBA	D	148	148	22 DEC 1978	IBP, Barueri (BRA)	15	6	15	36
2		GOMES Levi Cesar	LEVI	MD	165	165	07 JAN 1973	CPSP, Sao Paulo (BRA)	7	0	7	14
4		BARBOSA Carlos	GUTO	D	135	135	05 SEP 1970	Sesi, Suzano (BRA)	7	0	10	17
5		SILVA Daniel	DANIEL	D	145	145	24 MAR 1981	Unilehu, Curitiba (BRA)	15	6	15	36
6		LADEIRA Deivisson	DEIVISSON	D	130	130	07 NOV 1982	CPSP, Sao Paulo (BRA)	15	6	15	36
7		CAMARGO Rogerio	ROGÉRIO	D	125	125	29 JAN 1976	CPSP, Sao Paulo (BRA)	12	0	15	27
8		de FREITAS Giovanni	DIDDIO	D	140	140	26 MAR 1971	CPSP, Sao Paulo (BRA)	15	6	15	36
9		PLATINI Wellington	WELLINGTON	D	150	150	25 MAR 1985	CPSP, Sao Paulo (BRA)	15	6	15	36
10	C	LEITE Renato	RENATO	D	135	135	11 AUG 1982	CPSP, Sao Paulo (BRA)	15	6	15	36
11		OLIVEIRA Wescley	WESCLEY	D	150	150	14 NOV 1983	Andef, Niteroi (BRA)	15	6	15	36
12		RIBAS Anderson	ANDERSON	MD	170	170	14 FEB 1979	Unilehu, Curitiba (BRA)	7	0	7	14
					Team Minimum	125	125					
					Team Average	145	145					
					Team Maximum	170	170					

Technical Staff:

Coach: LAGES GUIMARAES Fernando
Assistant Coach: NAMIAS Caio
Doctor: CARVALHO BOTTEON Malcon
Therapist/Trainer: PASQUALI de PRA FILHO Leonidio

Uniform Colours

Main
2nd
3rd

Shirt

White
 Green

Shorts

Black
 Black

LEGEND							
C	Team Captain	D	Disability	Int	Other International Competitions	L	Libero Player
PG	Paralympic Games	Tot	Total	WCH	World Championships	MD	Minimum disability



Sitting Volleyball

Men



Team Roster

As of TUE 28 AUG 2012 at 22:28

CHN - China

No	C/L	Name	Shirt Name	Sport Class	Highest Reach		Date of Birth	Club	National Selections			
					Spike cm	Block cm			WCH	PG	Int	Tot
1		TONG Jiao	TONG.J	D	135	130	18 AUG 1974	Shanghai, Shanghai (CHN)	3	1	3	7
2	L	SHAN Sunkui	SHAN.S.K	D	135	130	12 JAN 1990	Zhejiang, Ningbo (CHN)	1	0	3	4
3		JIN Heng	JIN.H	D	138	132	04 FEB 1982	Jiangsu, Lianyungang (CHN)	1	0	3	4
5		GAO Hui	GAO.H	D	145	140	07 SEP 1987	Yunnan, Kunming (CHN)	2	1	3	6
6		WANG Shuo	WANG.S	D	138	133	11 DEC 1987	Yunnan, Baoshan (CHN)	1	0	3	4
8		ZHOU Canming	ZHOU.C.M	D	138	132	03 MAR 1982	Zhejiang, Hangzhou (CHN)	2	1	3	6
9	C	WANG Haidong	WANG.H.D	D	139	134	30 JAN 1980	Shanghai, Shanghai (CHN)	2	1	3	6
10		ZHAO Peiwen	ZHAO.P.W	D	139	133	20 JAN 1982	Zhejiang, Ningbo (CHN)	2	0	3	5
11		ZHANG Zhongmin	ZHANG.Z.M	MD	134	129	25 AUG 1978	Liaoning, Dalian (CHN)	2	1	3	6
12		LI Lei	LI.L	D	138	132	23 MAR 1991	Shanghai, Shanghai (CHN)	1	1	3	5
13		DING Xiaochao	DING.X.C	D	135	130	13 JUL 1987	Shanghai, Shanghai (CHN)	1	1	3	5
					Team Minimum	134	129					
					Team Average	138	132					
					Team Maximum	145	140					

Technical Staff:

Coach: LIU Fangqing

Assistant Coach: LU Zhixin

Uniform Colours

Main
2nd
3rd

Shirt

Red
White
Yellow

Shorts

Black
Red
Blue

LEGEND

C Team Captain
PG Paralympic Games

D Disability
Tot Total

Int Other International Competitions
WCH World Championships

L Libero Player

MD Minimum disability



Sitting Volleyball

Men



Team Roster

As of TUE 28 AUG 2012 at 22:28

EGY - Egypt

No	C/L	Name	Shirt Name	Sport Class	Highest Reach		Date of Birth	Club	National Selections				
					Spike cm	Block cm			WCH	PG	Int	Tot	
1		ABDELMAKSOD Hesham	ELSHWIKH	D	145		02 FEB 1975	El Houreya Portsaid, Portsaid (EGY)	4	3	150	157	
2		KHALIL Tamer Morgan	MORGAN	D	140		09 MAR 1971	El Houreya Portsaid, Portsaid (EGY)	2	2	80	84	
3		ABD EL WAHAB HASSAN Yasser Saad	SAAD	D	138		14 OCT 1973	Polic Club, Cairo (EGY)	4	2	100	106	
4		ABDEL AZIZ Ashraf Zaghloul	ZAGHLOUL	D	135		24 FEB 1974	Polic Club, Cairo (EGY)	4	3	150	157	
5	C	ELBAHAHEY Taher Adel	ELBAHAHEY	D	130		09 JUN 1972	El Houreya Portsaid, Portsaid (EGY)	3	3	140	146	
6		KHAMIS Ahmed Mohammed Soliman	KHAMIS	D	135		12 APR 1987	Alexandria Petroleum, Alexandria (EGY)	1	2	50	53	
7		FADL Ahmed Mohammed	FADL	D	135		01 MAR 1985	Alexandria Petroleum, Alexandria (EGY)	0	1	20	21	
8		EZZELDIN MOHAMED Mohamed	EZZ	D	136		01 SEP 1992	Alexandria Petroleum, Alexandria (EGY)	0	1	20	21	
9		SAAD Elsayed Moussa	MOUSSA	D	135		28 MAY 1979	Polic Club, Cairo (EGY)	1	2	60	63	
10	L	AHMED ABDEL LATIF Abdel Nabi	HASSAN	D			18 JUN 1972	Polic Club, Cairo (EGY)	3	4	150	157	
12		IBRAHIM Mohamed	HENAWY	D	140		29 MAR 1979	Polic Club, Cairo (EGY)	3	3	123	129	
					Team Minimum	130							21
					Team Average	137							99
					Team Maximum	145							157

Technical Staff:

Coach: AHMED Mansour

Assistant Coach: NABIL Ayman

Therapist/Trainer: RAMADAN Emad

Uniform Colours

Main
2nd
3rd

Shirt

Red
White

Shorts

Black
Black

LEGEND

C Team Captain
PG Paralympic Games

D Disability
Tot Total

Int Other International Competitions
WCH World Championships

L Libero Player

MD Minimum disability



Sitting Volleyball

Men



Team Roster

As of TUE 28 AUG 2012 at 22:28

GBR - Great Britain

No	C/L	Name	Shirt Name	Sport Class	Highest Reach		Date of Birth	Club	National Selections				
					Spike cm	Block cm			WCH	PG	Int	Tot	
1	L	RANA Netra	RANA	D	131	128	09 DEC 1983	Battle Back Pheonix, National (GBR)	0	0	23	23	
2		PHILLIPS Justin	PHILLIPS	D	160	153	31 AUG 1990	Malory Eagles, Wandsworth (GBR)	8	0	51	59	
3		SCOTT Samuel	SCOTT	D	158	152	03 JAN 1991	FDSW Celtic Dragons, Cardiff (GBR)	0	0	27	27	
4		MUNRO John	MUNRO	D	159	152	04 MAY 1972	London Lynx, Tower Hamlets (GBR)	8	0	46	54	
5		HALL Benjamin Thomas	HALL	MD	169	163	18 SEP 1985	Surrey Gators, Dorking (GBR)	8	0	20	28	
6		WORRALL John	WORRALL	MD	152	144	30 MAR 1983	London Lynx, Tower Hamlets (GBR)	7	0	44	51	
7	C	RICHARDSON Robert	RICHARDSON	D	147	142	17 MAY 1982	Surrey Gators, Dorking (GBR)	8	0	64	72	
8		RAIMONDO Anton	RAIMONDO	D	158	152	17 MAY 1978	London Lynx, Tower Hamlets (GBR)	8	0	50	58	
9		DOBELL Richard	DOBELL	MD	152	149	12 AUG 1967	Malory Eagles, Wandsworth (GBR)	0	0	200	200	
10		WALKER Charles	WALKER	D	156	150	28 FEB 1980	Surrey Gators, Dorking (GBR)	8	0	51	59	
11		ROBERTS James	ROBERTS	D	140	134	11 MAY 1986	FDSW Celtic Dragons, Cardiff (GBR)	8	0	45	53	
					Team Minimum	131	128						23
					Team Average	153	147						62
					Team Maximum	169	163						200

Technical Staff:

Coach: LEGRAND Ian
Assistant Coach: TRODDEN Ashley
Therapist/Trainer: LAMBERT Morag

Uniform Colours

Main
2nd
3rd

Shirt

Red
 Blue
 White

Shorts

Blue
 Red
 Blue

LEGEND									
C	Team Captain	D	Disability	Int	Other International Competitions	L	Libero Player	MD	Minimum disability
PG	Paralympic Games	Tot	Total	WCH	World Championships				



Sitting Volleyball

Men



Team Roster

As of TUE 28 AUG 2012 at 22:28

GER - Germany

No	C/L	Name	Shirt Name	Sport Class	Highest Reach		Date of Birth	Club	National Selections			
					Spike cm	Block cm			WCH	PG	Int	Tot
1		SCHIFFLER Alexander	SCHIFFLER	D	154	148	20 JAN 1982	BV Leipzig, Leipzig (GER)	26	16	190	232
3		RENGER Thomas	RENGER	D	153	150	19 AUG 1972	TSV Bayer Leverkusen, Leverkusen (GER)	21	13	149	183
5		HAEHNLEIN Stefan	HAEHNLEIN	D	150	145	12 JUN 1990	TSV Bayer Leverkusen, Leverkusen (GER)	21	0	35	56
6		CZPAKOWSKI Sebastian	CZPAKOWSKI	D	157	146	12 APR 1974	TSV Bayer Leverkusen, Leverkusen (GER)	10	5	12	27
7		WIESENTHAL Heiko	WIESENTHAL	D	153	150	12 FEB 1975	TSV Bayer Leverkusen, Leverkusen (GER)	12	0	23	35
8		SCHLORF Peter	SCHLORF	D	151	146	04 JUN 1986	SSC Berlin, Berlin (GER)	6	0	20	26
9	C	SCHRAPP Jurgen	SCHRAPP	D	140	140	27 JUL 1974	TSV Bayer Leverkusen, Leverkusen (GER)	40	22	276	338
10		HERZOG Christoph	HERZOG	MD	140	140	27 JUL 1983	BV Leipzig, Leipzig (GER)	11	0	75	86
11		SAYILIR Barbaros	SAYILIR	D	154	149	25 OCT 1988	TSV Bayer Leverkusen, Leverkusen (GER)	12	0	99	111
14		SCHIEWE Torben	SCHIEWE	D	151	146	11 MAR 1985	BSV Celle, Celle (GER)	12	0	21	33
Team Minimum					140	140						
Team Average					150	146						
Team Maximum					157	150						

Technical Staff:

Coach: SONNENBICHLER Rudolf

Assistant Coach: VORSATZ Jurgen

Therapist/Trainer: HENNE Stephan

Uniform Colours

Main
2nd
3rd

Shirt

Black
White

Shorts

Black
Black

LEGEND

C Team Captain
PG Paralympic Games

D Disability
Tot Total

Int Other International Competitions
WCH World Championships

L Libero Player

MD Minimum disability



Sitting Volleyball

Men



Team Roster

As of THU 30 AUG 2012 at 19:53

IRI - Iran

No	C/L	Name	Shirt Name	Sport Class	Highest Reach		Date of Birth	Club	National Selections				
					Spike cm	Block cm			WCH	PG	Int	Tot	
2		LASHGARISANAMI Majid	M.LASHGARI	D	149	148	06 AUG 1979	Gostareshe Foulad, Tabriz (IRI)	1	2	10	13	
3		PEIDAYESH Reza	R.PEIDAYESH	D	157	156	05 SEP 1978	Dokhaniyat, Tehran (IRI)	4	3	20	27	
4		ALIPOURIAN Davood	D.ALIPOURIAN	D	158	158	06 MAY 1985	Zobahan, Esfahan (IRI)	3	2	15	20	
5		EIRI Ahmad	A.EIRI	D	151	150	21 MAR 1988	Gostareshe Foulad, Tabriz (IRI)	3	14	5	22	
6		HASSANPOUR ALINAZARI Naser	N.HASSANPOUR	D	151	150	30 MAR 1974	Gonbad, Gonbad (IRI)	4	6	20	30	
7		BIGDELI Sadegh	S.BIGDELI	D	157	156	26 FEB 1984	Gostareshe Foulad, Tabriz (IRI)	3	7	15	25	
8	C	EIMERY Jalil	J.EIMERY	D	154	152	21 SEP 1972	Zobahan, Esfahan (IRI)	5	4	20	29	
9		EBRAHIMIBALADEZAEI Seyedsaeid	S.EBRAHIMI	MD	158	157	01 JUL 1979	Zobahan, Esfahan (IRI)	3	9	15	27	
10		ZIRAH Iisa	I.ZIRAH	D	161	160	04 JUN 1979	Zobahan, Esfahan (IRI)	3	10	16	29	
11	L	SALEHI HAJIKOLAEI Ramezan	R.SALEHI	D	130	125	11 MAR 1979	Zobahan, Esfahan (IRI)	3	11	15	29	
12		KHALEGHI Mohammad	M.KHALEGHI	D	157	156	23 OCT 1981	Gostareshe Foulad, Tabriz (IRI)	1	12	10	23	
					Team Minimum	130	125						13
					Team Average	153	152						24
					Team Maximum	161	160						30

Technical Staff:

Coach: REZAEIGARKANI Hadi
Assistant Coach: SAEBI Farid
Doctor: SAFARI Mohammad
Therapist/Trainer: TARVERDIZADEH Bahman

Uniform Colours

Main
2nd
3rd

Shirt

White
 Red
 Green

Shorts

Black
 Black
 Black

LEGEND

C	Team Captain	D	Disability	Int	Other International Competitions	L	Libero Player	MD	Minimum disability
PG	Paralympic Games	Tot	Total	WCH	World Championships				



Sitting Volleyball

Men



Team Roster

As of TUE 28 AUG 2012 at 22:28

MAR - Morocco

No	C/L	Name	Shirt Name	Sport Class	Highest Reach		Date of Birth	Club	National Selections				
					Spike cm	Block cm			WCH	PG	Int	Tot	
2	C	ANISS Abderrahim	Morocco	D	147	145	21 DEC 1976	ASS Sale, Sale (MAR)	5	0	28	33	
3		EL JAMILI Hicham	EL JAMILI H	D	150	149	11 JUN 1981	ASWT - Temara, Temara (MAR)	5	0	26	31	
4		DAMI Khalid	DAMI K	MD	147	145	10 MAY 1975	CMSH - Khouribga, Khouribga (MAR)	5	0	28	33	
5		EL FITIR Abdelghani	EL FITIR A	D	145	142	08 FEB 1973	CMSH - Khouribga, Khouribga (MAR)	6	0	29	35	
6		QOUCHAIRI Mohammed	QOUCHAIRI M	D	152	150	21 NOV 1965	ASS Sale, Sale (MAR)	4	0	24	28	
7		SOUABI Mohamed	SOUABI M	D	153	150	31 JAN 1978	AAHS - Agadir, Agadir (MAR)	4	0	26	30	
8		ZAABOUL Youness	ZAABOUL Y	D	143	142	08 JUN 1979	ASWT - Temara, Temara (MAR)	5	0	28	33	
9		AZIANI Hicham	AZIANI H	D	149	148	13 FEB 1982	ASS Sale, Sale (MAR)	6	0	29	35	
10	L	ABDELOUAFI Rachid	ABDELOUAFI R	D			12 APR 1978	ASS Sale, Sale (MAR)	6	0	30	36	
11		ESSAADI Karim	ESSAADI K	D	149	147	21 OCT 1983	ASS Sale, Sale (MAR)	6	0	28	34	
12		CHTAIBI Khalid	CHTAIBI K	D	151	149	08 SEP 1971	ASWT - Temara, Temara (MAR)	6	0	30	36	
					Team Minimum	143	142						28
					Team Average	149	147						33
					Team Maximum	153	150						36

Technical Staff:

Coach: MANA Abdelmjid
Therapist/Trainer: BENZEKRI Rachid

Uniform Colours

Main
2nd
3rd

Shirt

White
 Red

Shorts

White
 Red

LEGEND

C	Team Captain	D	Disability	Int	Other International Competitions	L	Libero Player	MD	Minimum disability
PG	Paralympic Games	Tot	Total	WCH	World Championships				



Sitting Volleyball

Men



Team Roster

As of TUE 28 AUG 2012 at 22:28

RUS - Russia

No	C/L	Name	Shirt Name	Sport Class	Highest Reach		Date of Birth	Club	National Selections				
					Spike cm	Block cm			WCH	PG	Int	Tot	
1		BUKIN Tanatkan	RUSSIA	D	151	148	15 JAN 1967	AVS-Rodnik, Ekaterinburg (RUS)	16	8	312	336	
2	L	POZDEEV Sergei	RUSSIA	D	154	151	09 AUG 1979	AVS-Rodnik, Ekaterinburg (RUS)	16	8	312	336	
3		MILENIN Viktor	RUSSIA	D	158	155	20 NOV 1987	AVS-Rodnik, Ekaterinburg (RUS)	34	8	311	353	
4	C	YAKUNIN Sergey	RUSSIA	D	150	147	27 FEB 1961	AVS-Rodnik, Ekaterinburg (RUS)	16	8	312	336	
5		KARTASHEV Svyatoslav	RUSSIA	MD	158	155	10 JUL 1989	AVS-Rodnik, Ekaterinburg (RUS)	16	0	107	123	
6		VOLKOV Aleksei	RUSSIA	D	144	142	14 MAR 1983	AVS-Rodnik, Ekaterinburg (RUS)	34	8	287	329	
7		GORDIENKO Dmitry	RUSSIA	D	156	153	17 OCT 1975	AVS-Rodnik, Ekaterinburg (RUS)	16	8	314	338	
8		VOLOSNIKOV Evgeny	RUSSIA	D	155	152	24 JAN 1994	AVS-Rodnik, Ekaterinburg (RUS)	16	0	97	113	
9		LAVRINOVICH Andrei	RUSSIA	D	155	152	04 DEC 1976	AVS-Rodnik, Ekaterinburg (RUS)	16	8	314	338	
11		KRUPIN Anatolii	RUSSIA	D	159	156	05 FEB 1984	AVS-Rodnik, Ekaterinburg (RUS)	16	0	97	113	
12		SAVICHEV Alexander	RUSSIA	D	161	159	11 MAR 1989	AVS-Rodnik, Ekaterinburg (RUS)	34	8	287	329	
					Team Minimum	144	142						113
					Team Average	155	152						276
					Team Maximum	161	159						353

Technical Staff:

Coach: DYAKOV Viktor
Assistant Coach: SEMENKINA Liudmila
Doctor: ERMAKOV Oleg
Therapist/Trainer: KOMPANIETC Larisa

Uniform Colours

Main
2nd
3rd

Shirt

Red
 Black
 White

Shorts

Black
 Black
 Blue

LEGEND

C	Team Captain	D	Disability	Int	Other International Competitions	L	Libero Player	MD	Minimum disability
PG	Paralympic Games	Tot	Total	WCH	World Championships				



Sitting Volleyball

Men



Team Roster

As of TUE 28 AUG 2012 at 22:36

RWA - Rwanda

No	C/L	Name	Shirt Name	Sport Class	Highest Reach		Date of Birth	Club	National Selections			
					Spike cm	Block cm			WCH	PG	Int	Tot
1		BIZIMANA Dominique	RWANDA	D	148	142	20 JUL 1976	Intwari Handisport Club, Kigali (RWA)	8	0	8	16
2		RUTIKANGA James	RWANDA	D	150	148	13 DEC 1990	Intwari Handisport Club, Kigali (RWA)	8	0	3	11
3		TUYISENGE Vincent	RWANDA	D	149	143	08 APR 1983	THT Nyarugenge, Kigali (RWA)	0	0	3	3
4		RUKUNDO Jean	RWANDA	D	146	144	01 JAN 1964	HVP Gatagara (Huye), Huye (RWA)	8	0	5	13
6		MUREMA Jean Baptiste	RWANDA	D	147	144	02 JUN 1982	Intwari Handisport Club, Kigali (RWA)	0	0	8	8
7		TWAGIRAYEZU Callixte	RWANDA	D	153	148	28 AUG 1975	Intwari Handisport Club, Kigali (RWA)	8	0	8	16
8		NGIZWENIMANA Jean Bosco	RWANDA	D	153	150	01 JAN 1983	Intwari Handisport Club, Kigali (RWA)	8	0	8	16
9		GAHAMANYI Jean Baptiste	RWANDA	D	147	142	20 OCT 1987	HVP Gatagara (Huye), Huye (RWA)	8	0	8	16
10		HAGENIMANA Fulgence	RWANDA	D	157	154	05 MAY 1990	HVP Gatagara (Huye), Huye (RWA)	8	0	8	16
11		NGIRINSHUTI Eric	RWANDA	MD	139	137	01 SEP 1988	THT Nyarugenge, Kigali (RWA)	8	0	8	16
15	C	VUNINGABO Emile	RWANDA	D	158	153	09 OCT 1986	Intwari Handisport Club, Kigali (RWA)	8	0	3	11
					Team Minimum	139	137					
					Team Average	150	146					
					Team Maximum	158	154					

Technical Staff:

Team Manager: HIRWA Danny
Coach: KARREMAN Pieter (NED)
Assistant Coach: NSENGIYUMVA Jean Marie Vianney
Therapist/Trainer: NKURAYIJA Jean Pierre

Uniform Colours

Main
2nd
3rd

Shirt

Blue
 Yellow

Shorts

Blue
 Green
 Yellow

LEGEND

C	Team Captain	D	Disability	Int	Other International Competitions	L	Libero Player	MD	Minimum disability
PG	Paralympic Games	Tot	Total	WCH	World Championships				



Sitting Volleyball

Men



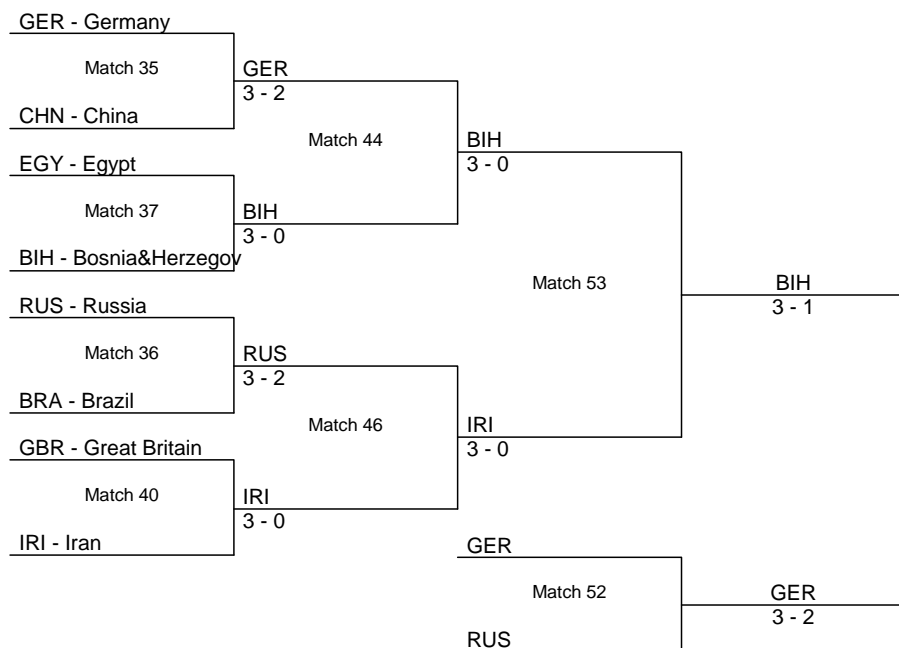
Results Table - Final Round

As of SAT 8 SEP 2012 at 20:45

Match	Phase	Date	Teams	Sets	Points per Set					Total Points	Match Duration	Spectators
					1	2	3	4	5			
35	Quarterfinal	5 SEP 2012	GER vs CHN	3 - 2	19 - 25	21 - 25	25 - 21	25 - 19	15 - 10	105 - 100	1h 57m	
36	Quarterfinal	5 SEP 2012	RUS vs BRA	3 - 2	18 - 25	25 - 15	25 - 15	19 - 25	15 - 8	102 - 88	1h 46m	
37	Quarterfinal	5 SEP 2012	EGY vs BIH	0 - 3	17 - 25	16 - 25	22 - 25			55 - 75	1h 17m	
40	Quarterfinal	5 SEP 2012	GBR vs IRI	0 - 3	18 - 25	13 - 25	15 - 25			46 - 75	1h 10m	
43	Classification 5-8	6 SEP 2012	CHN vs EGY	2 - 3	25 - 16	23 - 25	23 - 25	25 - 17	11 - 15	107 - 98	2h 10m	
44	Semifinal	6 SEP 2012	GER vs BIH	0 - 3	19 - 25	20 - 25	14 - 25			53 - 75	1h 14m	
45	Classification 5-8	6 SEP 2012	BRA vs GBR	3 - 0	25 - 20	25 - 16	25 - 15			75 - 51	1h 13m	
46	Semifinal	6 SEP 2012	RUS vs IRI	0 - 3	15 - 25	18 - 25	18 - 25			51 - 75	59m	
47	Classification 9-10	7 SEP 2012	MAR vs RWA	1 - 3	25 - 20	25 - 27	22 - 25	23 - 25		95 - 97	1h 54m	
48	Classification 7-8	7 SEP 2012	CHN vs GBR	3 - 0	25 - 14	25 - 16	25 - 22			75 - 52	1h 06m	
51	Classification 5-6	8 SEP 2012	EGY vs BRA	2 - 3	14 - 25	25 - 15	21 - 25	25 - 15	13 - 15	98 - 95	1h 55m	
52	Bronze Medal Match	8 SEP 2012	GER vs RUS	3 - 2	20 - 25	26 - 24	22 - 25	25 - 22	16 - 14	109 - 110	1h 55m	
53	Gold Medal Match	8 SEP 2012	BIH vs IRI	3 - 1	19 - 25	25 - 21	25 - 22	25 - 15		94 - 83	1h 50m	

Statistics of	Average match duration	Average spectators	Total spectators
Preliminary Round	1h 14m		
Final Round	1h 34m		
Tournament	1h 22m		

Quarterfinals Semifinals Finals

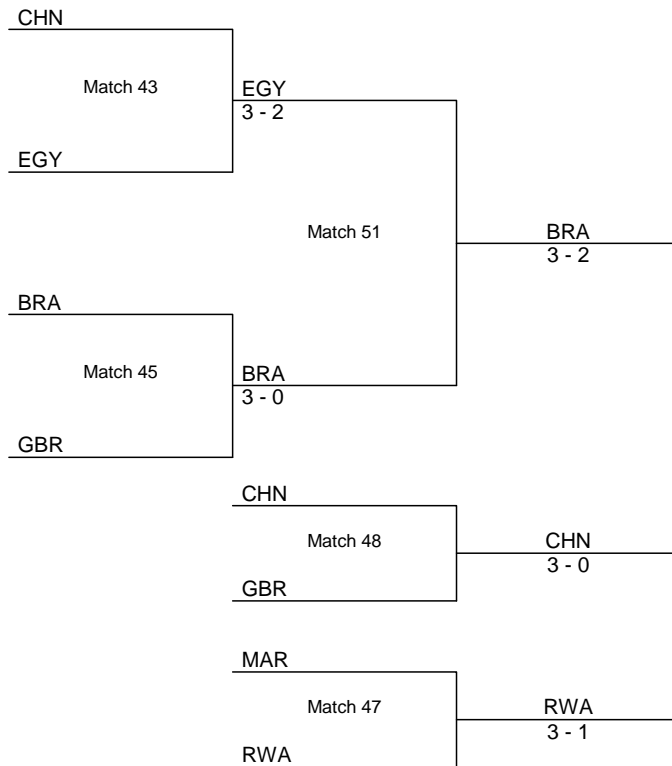




Results Table - Final Round

As of SAT 8 SEP 2012 at 20:45

Placement Matches





Match Results

Match 53

BIH vs IRI
3 1

Match Duration: 1h 49m

Teams	Sets	1	2	3	4	Total
BIH	3	19	25	25	25	94
IRI	1	25	21	22	15	83
	Playing Time	22m	28m	26m	24m	1h 40m

First Referee: PROBST Anton (GER)

Second Referee: MURULO Toomas (EST)

BIH - Bosnia&Herzegovina								
No	C/L	Name	1	2	3	4	5	Pts
1		GODINJAK Ismet		6		10		
2		MANKO Adnan	5	6	5	6		8
4	L	KESMER Adnan	L	L	L	L		
5		MEDIC Asim	6	1	8	8		3
6		DURAN Mirzet	2	3	2	3		13
7		CANCAR Nizam	12	5	4	5		15
8		HAMZIC Dzevad	11	5	6	1		4
9		KADRIC Benis	5		2			3
10		ALIBASIC Safet	3	4	3	4		13
11	C	DELALIC Sabahudin	1	2	1	2		4
12		JUSUFOVIC Ermin	4		7	7		2
Coach:		HRUSTEMOVIC Mirza						
Assistant Coach:		CISIJA Abid						

IRI - Iran								
No	C/L	Name	1	2	3	4	5	Pts
2		LASHGARISANAMI Majid	1	1	1			5
3		PEIDAYESH Reza	5	5	5	8		4
4		ALIPOURIAN Davood	4	4	4	4		10
5		EIRI Ahmad		3	10	9		
6		HASSANPOUR ALINAZARI Naser			3	5		2
7		BIGDELI Sadegh	2	2	2	2		14
8	C	EIMERY Jalil		10		1		1
9		EBRAHIMIBALADEZAEI Seyedsaeid	3	3	3	3		14
10		ZIRAH I Isa	6	6	6	6		15
11	L	SALEHI HAJIKOLAEI Ramezan	L	L	L	L		
12		KHALEGHI Mohammad		9				
Coach:		REZAEIGARKANI Hadi						
Assistant Coach:		SAEBI Farid						

TEAM AND PLAYER PERFORMANCES

Won	Total Atts	No Name
46	151	Total Team
11	21	7 CANCAR Nizam
11	25	6 DURAN Mirzet
9	34	10 ALIBASIC Safet
17	86	Total Team
4	10	10 ALIBASIC Safet
3	13	7 CANCAR Nizam
2	12	6 DURAN Mirzet
2	93	Total Team
1	12	7 CANCAR Nizam
1	2	9 KADRIC Benis
29		Total Team
94	330	Total Team

Scoring Skills
Spike
Block
Serve
Opp Error
Total

Won	Total Atts	No Name
49	168	Total Team
13	34	7 BIGDELI Sadegh
12	39	9 EBRAHIMIBALADEZAEI Seyedsaeid
11	33	10 ZIRAH I Isa
12	66	Total Team
6	15	4 ALIPOURIAN Davood
2	10	2 LASHGARISANAMI Majid
2	10	10 ZIRAH I Isa
4	84	Total Team
2	12	10 ZIRAH I Isa
1	12	4 ALIPOURIAN Davood
1	18	9 EBRAHIMIBALADEZAEI Seyedsaeid
18		Total Team
83	318	Total Team

15	46	7 CANCAR Nizam
----	----	----------------

Best Scorer

15	55	10 ZIRAH I Isa
----	----	----------------

75 km/h	6 DURAN Mirzet
---------	----------------

Fastest Serve

66 km/h	5 EIRI Ahmad
---------	--------------

LEGEND			
Atts	Attempts	C	Team Captain
L	Libero player	L	Substitute libero
[n]	Starting line-up where n = starting position on court (i.e. positions 1 to 6)	nn	Substitute where nn = jersey number of out going player
Opp	Opponent	Pts	Points scored



Match Results

Match 52

GER vs RUS
3 2

Match Duration: 1h 55m

Teams	Sets	1	2	3	4	5	Total
GER	3	20	26	22	25	16	109
RUS	2	25	24	25	22	14	110
	Playing Time	20m	24m	22m	23m	14m	1h 43m

First Referee: JASINSKI Dariusz (POL)

Second Referee: ARCHIBALD Glynn (GBR)

GER - Germany								
No	C/L	Name	1	2	3	4	5	Pts
1		SCHIFFLER Alexander	1	6	6	6	6	23
3		RENGER Thomas	5	4	4	4	4	12
5		HAEHNLEIN Stefan				10		
6		CZPAKOWSKI Sebastian						
7		WIESENTHAL Heiko	3	2	2	2	2	14
8		SCHLORF Peter						
9	C	SCHRAPP Jurgen	4	3	3	3	3	16
10		HERZOG Christoph	6	5	5	5	5	8
11		SAYILIR Barbaros	7	3	14			2
14		SCHIEWE Torben	2	1	1	1	1	3
Coach:		SONNENBICHLER Rudolf						
Assistant Coach:		VORSATZ Jurgen						

RUS - Russia								
No	C/L	Name	1	2	3	4	5	Pts
1		BUKIN Tanatkan						
2	L	POZDEEV Sergei	L	L	L	L	L	
3		MILENIN Viktor	1	1	1	1	1	13
4	C	YAKUNIN Sergey	6	6	6	6	6	2
5		KARTASHEV Svyatoslav	3	3	3	3	3	13
6		VOLKOV Aleksei	6			4		3
7		GORDIENKO Dmitry	2	2	2	2	2	11
8		VOLOSNIKOV Evgeny						
9		LAVRINOVICH Andrei	5	5	5	5	5	12
11		KRUPIN Anatolii						
12		SAVICHEV Alexander	4	4	4	4	4	30
Coach:		DYAKOV Viktor						
Assistant Coach:		SEMENKINA Liudmila						

TEAM AND PLAYER PERFORMANCES

Won	Total Atts	No Name
58	166	Total Team
21	37	1 SCHIFFLER Alexander
13	39	9 SCHRAPP Jurgen
10	40	7 WIESENTHAL Heiko
19	76	Total Team
6	17	3 RENGER Thomas
4	18	7 WIESENTHAL Heiko
3	7	9 SCHRAPP Jurgen
1	109	Total Team
1	17	14 SCHIEWE Torben
31		Total Team
109	351	Total Team

Scoring Skills
Spike
Block
Serve
Opp Error
Total

Won	Total Atts	No Name
59	189	Total Team
23	63	12 SAVICHEV Alexander
11	35	9 LAVRINOVICH Andrei
10	33	7 GORDIENKO Dmitry
17	75	Total Team
9	25	5 KARTASHEV Svyatoslav
4	28	12 SAVICHEV Alexander
1	3	6 VOLKOV Aleksei
8	110	Total Team
3	13	12 SAVICHEV Alexander
2	27	3 MILENIN Viktor
1	11	4 YAKUNIN Sergey
26		Total Team
110	374	Total Team

23	74	1 SCHIFFLER Alexander
----	----	-----------------------

Best Scorer

30	104	12 SAVICHEV Alexander
----	-----	-----------------------

57 km/h	3 RENGER Thomas
---------	-----------------

Fastest Serve

52 km/h	5 KARTASHEV Svyatoslav
---------	------------------------

LEGEND			
Atts	Attempts	C	Team Captain
L	Libero player	L	Substitute libero
[n]	Starting line-up where n = starting position on court (i.e. positions 1 to 6)	nn	Substitute where nn = jersey number of out going player
Opp	Opponent	Pts	Points scored



Match Results

Match 44

GER vs BIH
0 3

Match Duration: 1h 11m

Teams	Sets	1	2	3	Total
GER	0	19	20	14	53
BIH	3	25	25	25	75
Playing Time		20m	26m	19m	1h 05m

First Referee: JUNG Mal Soon (KOR)

Second Referee: SHANISHAH Khalid (LBA)

GER - Germany									
No	C/L	Name	1	2	3	4	5	Pts	
1		SCHIFFLER Alexander	6	5	1			15	
3		RENGER Thomas	4	3	5			5	
5		HAEHNLEIN Stefan	9	14	14				
6		CZPAKOWSKI Sebastian							
7		WIESENTHAL Heiko	2	1	3			8	
8		SCHLORF Peter				10		2	
9	C	SCHRAPP Jurgen	3	2	4			5	
10		HERZOG Christoph	5	4	6			3	
11		SAYILIR Barbaros	7	3	7			2	
14		SCHIEWE Torben	1	6	2			2	
Coach:		SONNENBICHLER Rudolf							
Assistant Coach:		VORSATZ Jurgen							

BIH - Bosnia&Herzegovina									
No	C/L	Name	1	2	3	4	5	Pts	
1		GODINJAK Ismet			10				
2		MANKO Adnan	5	6	5			13	
4	L	KESMER Adnan	L	L	L				
5		MEDIC Asim	6	1	6			4	
6		DURAN Mirzet	2	3	2			13	
7		CANCAR Nizam			5	12		4	
8		HAMZIC Dzevad			11				
9		KADRIC Benis	12		5			2	
10		ALIBASIC Safet	3	4	3			10	
11	C	DELALIC Sabahudin	1	2	1			4	
12		JUSUFOVIC Ermin	4	5	4			7	
Coach:		HRUSTEMOVIC Mirza							
Assistant Coach:		CISIJA Abid							

TEAM AND PLAYER PERFORMANCES

Won	Total Atts	No Name
37	103	Total Team
15	31	1 SCHIFFLER Alexander
6	19	7 WIESENTHAL Heiko
5	9	3 RENGER Thomas
5	50	Total Team
2	4	7 WIESENTHAL Heiko
1	2	8 SCHLORF Peter
1	4	10 HERZOG Christoph
	54	Total Team
11		Total Team
53	207	Total Team

Scoring Skills
Spike
Block
Serve
Opp Error
Total

Won	Total Atts	No Name
40	94	Total Team
11	18	2 MANKO Adnan
10	19	6 DURAN Mirzet
8	15	10 ALIBASIC Safet
14	52	Total Team
3	9	12 JUSUFOVIC Ermin
2	3	7 CANCAR Nizam
2	6	6 DURAN Mirzet
3	73	Total Team
2	16	11 DELALIC Sabahudin
1	13	6 DURAN Mirzet
18		Total Team
75	219	Total Team

15	41	1 SCHIFFLER Alexander
----	----	-----------------------

Best Scorer

13	41	2 MANKO Adnan
----	----	---------------

58 km/h	7 WIESENTHAL Heiko
---------	--------------------

Fastest Serve

58 km/h	11 DELALIC Sabahudin
---------	----------------------

LEGEND

Atts Attempts
L Libero player
[n] Starting line-up where n = starting position on court (i.e. positions 1 to 6)
Opp Opponent

C Team Captain
L Substitute libero
nn Substitute where nn = jersey number of out going player
Pts Points scored



Match Results

Match 46

RUS vs IRI
0 3

Match Duration: 59m

Teams	Sets	1	2	3	Total
RUS	0	15	18	18	51
IRI	3	25	25	25	75
	Playing Time	16m	18m	19m	53m

First Referee: MEIJER Benno (NED)

Second Referee: CHAVES Ronaldo (BRA)

RUS - Russia								
No	C/L	Name	1	2	3	4	5	Pts
1		BUKIN Tanatkan						
2	L	POZDEEV Sergei	L	L	L			
3		MILENIN Viktor	4	4	4			7
4	C	YAKUNIN Sergey	3	6	6			1
5		KARTASHEV Svyatoslav	6	3	3			4
6		VOLKOV Aleksei		4	6			1
7		GORDIENKO Dmitry	5	5	5			4
8		VOLOSNIKOV Evgeny						
9		LAVRINOVICH Andrei	2	2	2			8
11		KRUPIN Anatolii	4		7			1
12		SAVICHEV Alexander	1	1	1			13
Coach:		DYAKOV Viktor						
Assistant Coach:		SEMENKINA Liudmila						

IRI - Iran								
No	C/L	Name	1	2	3	4	5	Pts
2		LASHGARISANAMI Majid		9	3			1
3		PEIDAYESH Reza	5	5	5			8
4		ALIPOURIAN Davood	4	4	4			10
5		EIRI Ahmad	10		9			1
6		HASSANPOUR ALINAZARI Naser			8			
7		BIGDELI Sadegh	2	2	2			10
8	C	EIMERY Jalil	1	1	1			3
9		EBRAHIMIBALADEZAEI Seyedsaeid	3	3	3			8
10		ZIRAH I Isa	6	6	6			7
11	L	SALEHI HAJIKOLAEI Ramezan	L	L	L			
12		KHALEGHI Mohammad						
Coach:		REZAEIGARKANI Hadi						
Assistant Coach:		SAEBI Farid						

TEAM AND PLAYER PERFORMANCES

Won	Total Atts	No Name
35	102	Total Team
10	22	12 SAVICHEV Alexander
8	12	9 LAVRINOVICH Andrei
7	31	3 MILENIN Viktor
3	39	Total Team
2	10	12 SAVICHEV Alexander
1	3	4 YAKUNIN Sergey
1	53	Total Team
1	11	12 SAVICHEV Alexander
12		Total Team
51	194	Total Team

Scoring Skills
Spike
Block
Serve
Opp Error
Total

Won	Total Atts	No Name
34	77	Total Team
7	12	4 ALIPOURIAN Davood
7	15	7 BIGDELI Sadegh
7	17	3 PEIDAYESH Reza
9	42	Total Team
3	8	9 EBRAHIMIBALADEZAEI Seyedsaeid
2	11	10 ZIRAH I Isa
2	10	7 BIGDELI Sadegh
5	73	Total Team
2	11	4 ALIPOURIAN Davood
1	13	7 BIGDELI Sadegh
1	13	9 EBRAHIMIBALADEZAEI Seyedsaeid
27		Total Team
75	192	Total Team

13	43	12 SAVICHEV Alexander
----	----	-----------------------

Best Scorer

10	29	4 ALIPOURIAN Davood
----	----	---------------------

69 km/h	12 SAVICHEV Alexander
---------	-----------------------

Fastest Serve

67 km/h	4 ALIPOURIAN Davood
---------	---------------------

LEGEND

Atts Attempts
L Libero player
[n] Starting line-up where n = starting position on court (i.e. positions 1 to 6)
Opp Opponent

C Team Captain
L Substitute libero
nn Substitute where nn = jersey number of out going player
Pts Points scored



Match Results

Match 35

GER vs CHN
3 2

Match Duration: 1h 56m

Teams	Sets	1	2	3	4	5	Total
GER	3	19	21	25	25	15	105
CHN	2	25	25	21	19	10	100
	Playing Time	21m	24m	23m	22m	14m	1h 44m

First Referee: KOLOS Adnan (BIH)

Second Referee: MARCOUX France (CAN)

GER - Germany								
No	C/L	Name	1	2	3	4	5	Pts
1		SCHIFFLER Alexander	1	6	6	5	5	21
3		RENGER Thomas	5	4	4	3	3	18
5		HAEHNLEIN Stefan	14	1				
6		CZPAKOWSKI Sebastian						
7		WIESENTHAL Heiko	3	2	2	1	1	11
8		SCHLORF Peter	1					
9	C	SCHRAPP Jurgen	4	3	3	2	2	16
10		HERZOG Christoph	6	5	5	4	4	11
11		SAYILIR Barbaros						
14		SCHIEWE Torben	2	1	1	6	6	2
Coach:		SONNENBICHLER Rudolf						
Assistant Coach:		VORSATZ Jurgen						

CHN - China								
No	C/L	Name	1	2	3	4	5	Pts
1		TONG Jiao						
2	L	SHAN Sunkui	L	L	L	L	L	
3		JIN Heng						
5		GAO Hui	3	3	3	2	3	25
6		WANG Shuo						
8		ZHOU Canming						
9	C	WANG Haidong	2	2	2	1	2	13
10		ZHAO Peiwen	5	5	5	4	5	7
11		ZHANG Zhongmin	6	6	6	5	6	21
12		LI Lei	4	4	4	3	4	8
13		DING Xiaochao	1	1	1	6	1	5
Coach:		LIU Fangqing						
Assistant Coach:		LU Zhixin						

TEAM AND PLAYER PERFORMANCES

Won	Total Atts	No Name
59	182	Total Team
17	43	1 SCHIFFLER Alexander
13	22	3 RENGER Thomas
13	53	9 SCHRAPP Jurgen
19	92	Total Team
5	26	3 RENGER Thomas
4	23	1 SCHIFFLER Alexander
4	13	7 WIESENTHAL Heiko
1	105	Total Team
1	24	9 SCHRAPP Jurgen
26		Total Team
105	379	Total Team

Scoring Skills
Spike
Block
Serve
Opp Error
Total

Won	Total Atts	No Name
62	196	Total Team
24	62	5 GAO Hui
18	65	11 ZHANG Zhongmin
10	27	9 WANG Haidong
12	76	Total Team
4	17	10 ZHAO Peiwen
3	6	11 ZHANG Zhongmin
2	15	13 DING Xiaochao
5	100	Total Team
2	17	13 DING Xiaochao
2	24	9 WANG Haidong
1	13	12 LI Lei
21		Total Team
100	372	Total Team

21	78	1 SCHIFFLER Alexander
----	----	-----------------------

Best Scorer

25	90	5 GAO Hui
----	----	-----------

58 km/h	3 RENGER Thomas
---------	-----------------

Fastest Serve

60 km/h	11 ZHANG Zhongmin
---------	-------------------

LEGEND

Atts Attempts
L Libero player
[n] Starting line-up where n = starting position on court (i.e. positions 1 to 6)
Opp Opponent

C Team Captain
L Substitute libero
nn Substitute where nn = jersey number of out going player
Pts Points scored



Match Results

Match 36

RUS vs BRA
3 2

Match Duration: 1h 45m

Teams	Sets	1	2	3	4	5	Total
RUS	3	18	25	25	19	15	102
BRA	2	25	15	15	25	8	88
	Playing Time	20m	19m	19m	24m	11m	1h 33m

First Referee: SHANISHAH Khalid (LBA)

Second Referee: JUNG Mal Soon (KOR)

RUS - Russia								
No	C/L	Name	1	2	3	4	5	Pts
1		BUKIN Tanatkan						
2	L	POZDEEV Sergei	L	L	L	L	L	
3		MILENIN Viktor	4	4	4	4	4	20
4	C	YAKUNIN Sergey	6	6	6	6	6	2
5		KARTASHEV Svyatoslav	3	3	3	3	3	9
6		VOLKOV Aleksei	6			4		
7		GORDIENKO Dmitry	5	5	5	5	5	7
8		VOLOSNIKOV Evgeny						
9		LAVRINOVICH Andrei	2	2	2	2	2	16
11		KRUPIN Anatolii						
12		SAVICHEV Alexander	1	1	1	1	1	25
Coach: DYAKOV Viktor								
Assistant Coach: SEMENKINA Liudmila								

BRA - Brazil								
No	C/L	Name	1	2	3	4	5	Pts
1		LOURENCO Gilberto	5	4	5	2	2	15
2		GOMES Levi Cesar		12	12			2
4		BARBOSA Carlos						
5		SILVA Daniel	3	2	3	6	5	11
6		LADEIRA Deivisson						
7		CAMARGO Rogerio					11	
8		de FREITAS Giovanni	6	5	6	3		1
9		PLATINI Wellington	2	1	2	5	3	9
10	C	LEITE Renato	4	3	4	1	1	10
11		OLIVEIRA Wesley	5		8	8	6	4
12		RIBAS Anderson	1	6	1	4	4	16
Coach: LAGES GUIMARAES Fernando								
Assistant Coach: NAMIAS Caio								

TEAM AND PLAYER PERFORMANCES

Won	Total Atts	No Name
50	137	Total Team
17	42	3 MILENIN Viktor
14	36	12 SAVICHEV Alexander
7	18	9 LAVRINOVICH Andrei
11	64	Total Team
3	5	9 LAVRINOVICH Andrei
2	15	5 KARTASHEV Svyatoslav
2	12	12 SAVICHEV Alexander
18	102	Total Team
9	27	12 SAVICHEV Alexander
6	25	9 LAVRINOVICH Andrei
2	13	5 KARTASHEV Svyatoslav
23		Total Team
102	303	Total Team

Scoring Skills
Spike
Block
Serve
Opp Error
Total

Won	Total Atts	No Name
47	137	Total Team
13	30	1 LOURENCO Gilberto
13	35	12 RIBAS Anderson
8	20	5 SILVA Daniel
17	81	Total Team
5	19	9 PLATINI Wellington
3	14	10 LEITE Renato
3	11	11 OLIVEIRA Wesley
4	88	Total Team
2	16	12 LEITE Renato
1	15	12 RIBAS Anderson
1	11	5 SILVA Daniel
20		Total Team
88	306	Total Team

25	75	12 SAVICHEV Alexander
----	----	-----------------------

Best Scorer

16	62	12 RIBAS Anderson
----	----	-------------------

61 km/h	12 SAVICHEV Alexander
---------	-----------------------

Fastest Serve

62 km/h	12 RIBAS Anderson
---------	-------------------

LEGEND

Atts Attempts
L Libero player
[n] Starting line-up where n = starting position on court (i.e. positions 1 to 6)
Opp Opponent

C Team Captain
L Substitute libero
nn Substitute where nn = jersey number of out going player
Pts Points scored



Match Results

Match 37

EGY vs BIH
0 3

Match Duration: 1h 17m

Teams	Sets	1	2	3	Total
EGY	0	17	16	22	55
BIH	3	25	25	25	75
Playing Time		22m	22m	27m	1h 11m

First Referee: CAMPBELL Joe (USA)

Second Referee: AL TRAFI Amin (KSA)

EGY - Egypt								
No	C/L	Name	1	2	3	4	5	Pts
1		ABDELMAKSOD Hesham	5	5	5			12
2		KHALIL Tamer Morgan						
3		ABD EL WAHAB HASSAN Yasser Saad	1	1	1			4
4		ABDEL AZIZ Ashraf Zaghoul	4	4	4			8
5	C	ELBAHAEY Taher Adel						
6		KHAMIS Ahmed Mohammed Soliman	6	6	6			2
7		FADL Ahmed Mohammed	9	2	2			6
8		EZZELDIN MOHAMED Mohamed				3		1
9		SAAD Elsayed Moussa	2			4		4
10	L	AHMED ABDEL LATIF Abdel Nabi	L	L	L			
12		IBRAHIM Mohamed	3	3	3			5
Coach:		AHMED Mansour						
Assistant Coach:		NABIL Ayman						

BIH - Bosnia&Herzegovina								
No	C/L	Name	1	2	3	4	5	Pts
1		GODINJAK Ismet						
2		MANKO Adnan	6	5	5			10
4	L	KESMER Adnan	L	L	L			
5		MEDIC Asim	1	6	6			11
6		DURAN Mirzet	3	2	2			12
7		CANCAR Nizam				12		1
8		HAMZIC Dzevad						
9		KADRIC Benis		12	5			2
10		ALIBASIC Safet	4	3	3			8
11	C	DELALIC Sabahudin	2	1	1			3
12		JUSUFOVIC Ermin	5	4	4			8
Coach:		HRUSTEMOVIC Mirza						
Assistant Coach:		CISIJA Abid						

TEAM AND PLAYER PERFORMANCES

Won	Total Atts	No Name
31	129	Total Team
8	32	1 ABDELMAKSOD Hesham
6	18	7 FADL Ahmed Mohammed
5	26	12 IBRAHIM Mohamed
9	57	Total Team
4	11	4 ABDEL AZIZ Ashraf Zaghoul
2	11	1 ABDELMAKSOD Hesham
1	12	6 KHAMIS Ahmed Mohammed Soliman
2	56	Total Team
2	11	1 ABDELMAKSOD Hesham
13		Total Team
55	242	Total Team

Scoring Skills
Spike
Block
Serve
Opp Error
Total

Won	Total Atts	No Name
34	123	Total Team
9	30	5 MEDIC Asim
6	19	6 DURAN Mirzet
6	19	10 ALIBASIC Safet
18	59	Total Team
6	11	6 DURAN Mirzet
5	16	2 MANKO Adnan
2	12	5 MEDIC Asim
3	74	Total Team
1	14	2 MANKO Adnan
1	10	10 ALIBASIC Safet
1	12	11 DELALIC Sabahudin
20		Total Team
75	256	Total Team

12	54	1 ABDELMAKSOD Hesham
-----------	-----------	----------------------

Best Scorer

12	43	6 DURAN Mirzet
-----------	-----------	----------------

59 km/h	1 ABDELMAKSOD Hesham
----------------	----------------------

Fastest Serve

55 km/h	7 CANCAR Nizam
----------------	----------------

LEGEND			
Atts	Attempts	C	Team Captain
L	Libero player	L	Substitute libero
[n]	Starting line-up where n = starting position on court (i.e. positions 1 to 6)	nn	Substitute where nn = jersey number of out going player
Opp	Opponent	Pts	Points scored



Match Results

Match 40

GBR vs IRI
0 3

Match Duration: 1h 10m

Teams	Sets	1	2	3	Total
GBR	0	18	13	15	46
IRI	3	25	25	25	75
	Playing Time	23m	20m	21m	1h 04m

First Referee: KOSTOPOULOS Dimosthenis (GRE)

Second Referee: FISCHER Ute (GER)

GBR - Great Britain								
No	C/L	Name	1	2	3	4	5	Pts
1	L	RANA Netra	L	L	L			
2		PHILLIPS Justin	5	6	5			3
3		SCOTT Samuel	7	8	7			1
4		MUNRO John	6	1	6			8
5		HALL Benjamin Thomas	9	9	9			3
7	C	RICHARDSON Robert	1	2	1			2
8		RAIMONDO Anton	3	4	3			6
9		DOBELL Richard	4	5	4			6
10		WALKER Charles	2	3	2			5
11		ROBERTS James			8			1
Coach:		LEGRAND Ian						
Assistant Coach:		TRODDEN Ashley						

IRI - Iran								
No	C/L	Name	1	2	3	4	5	Pts
2		LASHGARISANAMI Majid	7	2	2			9
3		PEIDAYESH Reza	6					1
4		ALIPOURIAN Davood	5	5	5			9
5		EIRI Ahmad	9	6				1
6		HASSANPOUR ALINAZARI Naser	10	1	6			9
7		BIGDELI Sadegh	3					3
8	C	EIMERY Jalil	2	3	3			7
9		EBRAHIMIBALADEZAEI Seyedsaeid	4		5			1
10		ZIRAH I Isa	1					3
11	L	SALEHI HAJIKOLAEI Ramezan	L	L	L			1
12		KHALEGHI Mohammad	3	4	4			13
Coach:		REZAEIGARKANI Hadi						
Assistant Coach:		SAEBI Farid						

TEAM AND PLAYER PERFORMANCES

Won	Total Atts	No Name
22	107	Total Team
5	17	8 RAIMONDO Anton
4	17	9 DOBELL Richard
4	11	10 WALKER Charles
11	44	Total Team
4	10	4 MUNRO John
2	3	5 HALL Benjamin Thomas
2	3	9 DOBELL Richard
2	47	Total Team
1	8	4 MUNRO John
1	2	11 ROBERTS James
11		Total Team
46	198	Total Team

Scoring Skills
Spike
Block
Serve
Opp Error
Total

Won	Total Atts	No Name
42	100	Total Team
11	21	12 KHALEGHI Mohammad
7	9	2 LASHGARISANAMI Majid
7	14	6 HASSANPOUR ALINAZARI Naser
7	29	Total Team
2	7	8 EIMERY Jalil
1	1	2 LASHGARISANAMI Majid
1	1	10 ZIRAH I Isa
8	73	Total Team
2	16	8 EIMERY Jalil
2	8	10 ZIRAH I Isa
1	11	2 LASHGARISANAMI Majid
18		Total Team
75	202	Total Team

8	35	4 MUNRO John
---	----	--------------

Best Scorer

13	35	12 KHALEGHI Mohammad
----	----	----------------------

69 km/h	10 WALKER Charles
---------	-------------------

Fastest Serve

68 km/h	5 EIRI Ahmad
---------	--------------

LEGEND

Atts Attempts
L Libero player
[n] Starting line-up where n = starting position on court (i.e. positions 1 to 6)
Opp Opponent

C Team Captain
L Substitute libero
nn Substitute where nn = jersey number of out going player
Pts Points scored



Match Results

Match 43

CHN vs EGY
2 3

Match Duration: 2h 10m

Teams	Sets	1	2	3	4	5	Total
CHN	2	25	23	23	25	11	107
EGY	3	16	25	25	17	15	98
	Playing Time	21m	28m	29m	23m	17m	1h 58m

First Referee: RACA Dominik (CRO)

Second Referee: MANNERSUO Sari (FIN)

CHN - China								
No	C/L	Name	1	2	3	4	5	Pts
1		TONG Jiao				13	13	1
2	L	SHAN Sunkui	L	L	L	L	L	
3		JIN Heng						
5		GAO Hui	2	2	2	3	3	14
6		WANG Shuo		10		5	5	1
8		ZHOU Canming						
9	C	WANG Haidong	1	1	1	2	2	17
10		ZHAO Peiwen	4	4	4			3
11		ZHANG Zhongmin	5	5	5	6	6	26
12		LI Lei	3	3	3	4	4	13
13		DING Xiaochao	6	6	6	1	1	1
Coach:		LIU Fangqing						
Assistant Coach:		LU Zhixin						

EGY - Egypt								
No	C/L	Name	1	2	3	4	5	Pts
1		ABDELMAKSOD Hesham	5	5	5	5		12
2		KHALIL Tamer Morgan		5	5			
3		ABD EL WAHAB HASSAN Yasser Saad	1	4	1	5	4	3
4		ABDEL AZIZ Ashraf Zaghloul	4	4	4	4	4	8
5	C	ELBAHAHEY Taher Adel		1	1	1	1	7
6		KHAMIS Ahmed Mohammed Soliman	6	6	6	6	6	13
7		FADL Ahmed Mohammed	2	2	2	2	2	12
8		EZZELDIN MOHAMED Mohamed				7	5	1
9		SAAD Elsayed Moussa	3	6	7		5	1
10	L	AHMED ABDEL LATIF Abdel Nabi	L	L	L	L	L	
12		IBRAHIM Mohamed	3	3	3	3	3	14
Coach:		AHMED Mansour						
Assistant Coach:		NABIL Ayman						

TEAM AND PLAYER PERFORMANCES

Won	Total Atts	No Name
63	210	Total Team
23	70	11 ZHANG Zhongmin
14	52	5 GAO Hui
14	38	9 WANG Haidong
8	75	Total Team
3	7	11 ZHANG Zhongmin
3	20	12 LI Lei
1	21	13 DING Xiaochao
5	107	Total Team
3	16	9 WANG Haidong
2	23	12 LI Lei
31		Total Team
107	392	Total Team

Scoring Skills
Spike
Block
Serve
Opp Error
Total

Won	Total Atts	No Name
56	190	Total Team
11	44	1 ABDELMAKSOD Hesham
10	30	12 IBRAHIM Mohamed
9	32	6 KHAMIS Ahmed Mohammed Soliman
14	89	Total Team
4	12	6 KHAMIS Ahmed Mohammed Soliman
4	25	12 IBRAHIM Mohamed
3	13	7 FADL Ahmed Mohammed
1	98	Total Team
1	25	4 ABDEL AZIZ Ashraf Zaghloul
27		Total Team
98	377	Total Team

26	87	11 ZHANG Zhongmin
----	----	-------------------

Best Scorer

14	70	12 IBRAHIM Mohamed
----	----	--------------------

66 km/h	5 GAO Hui
---------	-----------

Fastest Serve

63 km/h	5 ELBAHAHEY Taher Adel
---------	------------------------

LEGEND

Atts Attempts
L Libero player
[n] Starting line-up where n = starting position on court (i.e. positions 1 to 6)
Opp Opponent

C Team Captain
L Substitute libero
nn Substitute where nn = jersey number of out going player
Pts Points scored



Match Results

Match 45

BRA vs GBR
3 0

Match Duration: 1h 13m

Teams	Sets	1	2	3	Total
BRA	3	25	25	25	75
GBR	0	20	16	15	51
	Playing Time	25m	21m	21m	1h 07m

First Referee: AL TRAIPI Amin (KSA)

Second Referee: JASINSKI Dariusz (POL)

BRA - Brazil								
No	C/L	Name	1	2	3	4	5	Pts
1		LOURENCO Gilberto	2	2				3
2		GOMES Levi Cesar	10		4			4
4		BARBOSA Carlos			9			
5		SILVA Daniel	6	6				7
6		LADEIRA Deivisson	9	1	11			
7		CAMARGO Rogerio	12	9	2			4
8		de FREITAS Giovanni	3	3	3			10
9		PLATINI Wellington	5	5	5			7
10	C	LEITE Renato	1	1	1			5
11		OLIVEIRA Wesley			6			2
12		RIBAS Anderson	4	4				13
Coach: LAGES GUIMARAES Fernando								
Assistant Coach: NAMIAS Caio								

GBR - Great Britain								
No	C/L	Name	1	2	3	4	5	Pts
1	L	RANA Netra	L	L	L			
2		PHILLIPS Justin	5	3	4			3
3		SCOTT Samuel	7	7	5			2
4		MUNRO John	6	4	6			6
5		HALL Benjamin Thomas	9					
7	C	RICHARDSON Robert	1	5	1			3
8		RAIMONDO Anton	3	1	3			7
9		DOBELL Richard	4	2	4			2
10		WALKER Charles	2	6	2			7
11		ROBERTS James	4	4	3			
Coach: LEGRAND Ian								
Assistant Coach: TRODDEN Ashley								

TEAM AND PLAYER PERFORMANCES

Won	Total Atts	No Name
39	111	Total Team
10	18	12 RIBAS Anderson
6	15	8 de FREITAS Giovanni
5	10	5 SILVA Daniel
12	49	Total Team
3	10	9 PLATINI Wellington
2	4	12 RIBAS Anderson
2	7	8 de FREITAS Giovanni
4	72	Total Team
2	13	8 de FREITAS Giovanni
1	9	11 OLIVEIRA Wesley
1	6	12 RIBAS Anderson
20		Total Team
75	232	Total Team

Scoring Skills
Spike
Block
Serve
Opp Error
Total

Won	Total Atts	No Name
23	107	Total Team
6	23	4 MUNRO John
5	20	10 WALKER Charles
5	19	8 RAIMONDO Anton
5	41	Total Team
2	9	8 RAIMONDO Anton
2	12	10 WALKER Charles
1	11	7 RICHARDSON Robert
2	53	Total Team
2	11	7 RICHARDSON Robert
21		Total Team
51	201	Total Team

13	28	12 RIBAS Anderson
----	----	-------------------

Best Scorer

7	34	8 RAIMONDO Anton
---	----	------------------

55 km/h	1 LOURENCO Gilberto
---------	---------------------

Fastest Serve

59 km/h	7 RICHARDSON Robert
---------	---------------------

LEGEND

Atts Attempts
L Libero player
[n] Starting line-up where n = starting position on court (i.e. positions 1 to 6)
Opp Opponent

C Team Captain
L Substitute libero
nn Substitute where nn = jersey number of out going player
Pts Points scored



Match Results

Match 47

MAR vs RWA
1 3

Match Duration: 1h 54m

Teams	Sets	1	2	3	4	Total
MAR	1	25	25	22	23	95
RWA	3	20	27	25	25	97
	Playing Time	25m	26m	25m	29m	1h 45m

First Referee: WAUCHOPE Dee (GBR)

Second Referee: XIA Xin (CHN)

MAR - Morocco									
No	C/L	Name	1	2	3	4	5	Pts	
2	C	ANISS Abderrahim	2	6	5	3		4	
3		EL JAMILI Hicham	1	4	1	2		14	
4		DAMI Khalid		11					
5		EL FITIR Abdelghani	2	2	2			3	
6		QOUCHAIRI Mohammed							
7		SOUABI Mohamed	12	2	6	12		7	
8		ZAABOUL Youness	5	3	2	6		11	
9		AZIANI Hicham	4	1	4	5		14	
10	L	ABDELOUAFI Rachid	L	L	L	L			
11		ESSAADI Karim	3	5	7	4		8	
12		CHTAIBI Khalid	6	7	3	1		9	
Coach:		MANA Abdelmjid							

RWA - Rwanda									
No	C/L	Name	1	2	3	4	5	Pts	
1		BIZIMANA Dominique	2	1	2	1		7	
2		RUTIKANGA James	5	4	5	4		6	
3		TUYISENGE Vincent							
4		RUKUNDO Jean							
6		MUREMA Jean Baptiste							
7		TWAGIRAYEZU Callixte	1	9	4	3		4	
8		NGIZWENIMANA Jean Bosco	7	6	1	6		10	
9		GAHAMANYI Jean Baptiste	4	3	2	7		5	
10		HAGENIMANA Fulgence	3	5	6	5		16	
11		NGIRINSHUTI Eric		10	10	10			
15	C	VUNINGABO Emile	6	2	3	2		16	
Coach:		KARREMAN Pieter (NED)							
Assistant Coach:		NSENGIYUMVA Jean Marie Vianney							

TEAM AND PLAYER PERFORMANCES

Won	Total Atts	No Name
52	184	Total Team
11	43	3 EL JAMILI Hicham
11	47	9 AZIANI Hicham
9	28	8 ZAABOUL Youness
12	58	Total Team
3	8	9 AZIANI Hicham
3	16	11 ESSAADI Karim
2	6	7 SOUABI Mohamed
6	97	Total Team
2	16	2 ANISS Abderrahim
1	4	5 EL FITIR Abdelghani
1	18	11 ESSAADI Karim
25		Total Team
95	339	Total Team

Scoring Skills
Spike
Block
Serve
Opp Error
Total

Won	Total Atts	No Name
42	166	Total Team
12	43	10 HAGENIMANA Fulgence
9	43	15 VUNINGABO Emile
8	23	8 NGIZWENIMANA Jean Bosco
16	84	Total Team
6	24	15 VUNINGABO Emile
4	23	10 HAGENIMANA Fulgence
2	6	8 NGIZWENIMANA Jean Bosco
6	95	Total Team
2	7	9 GAHAMANYI Jean Baptiste
2	17	2 RUTIKANGA James
1	14	7 TWAGIRAYEZU Callixte
33		Total Team
97	345	Total Team

14	68	3 EL JAMILI Hicham
----	----	--------------------

Best Scorer

16	80	10 HAGENIMANA Fulgence
----	----	------------------------

55 km/h	11 ESSAADI Karim
---------	------------------

Fastest Serve

59 km/h	7 TWAGIRAYEZU Callixte
---------	------------------------

LEGEND

Atts Attempts
L Libero player
[n] Starting line-up where n = starting position on court (i.e. positions 1 to 6)
Opp Opponent

C Team Captain
L Substitute libero
nn Substitute where nn = jersey number of out going player
Pts Points scored



Match Results

Match 48

CHN vs GBR
3 0

Match Duration: 1h 06m

Teams	Sets	1	2	3	Total
CHN	3	25	25	25	75
GBR	0	14	16	22	52
	Playing Time	18m	19m	23m	1h 00m

First Referee: MURULO Toomas (EST)

Second Referee: PROBST Anton (GER)

CHN - China								
No	C/L	Name	1	2	3	4	5	Pts
1		TONG Jiao						
2	L	SHAN Sunkui	L	L	L			
3		JIN Heng						
5		GAO Hui	3	3	3			18
6		WANG Shuo	5	5	5			7
8		ZHOU Canming						
9	C	WANG Haidong	2	2	2			15
10		ZHAO Peiwen						
11		ZHANG Zhongmin	6	6	6			12
12		LI Lei	4	4	4			9
13		DING Xiaochao	1	1	1			3
Coach:		LIU Fangqing						
Assistant Coach:		LU Zhixin						

GBR - Great Britain								
No	C/L	Name	1	2	3	4	5	Pts
1	L	RANA Netra	L	L	L			
2		PHILLIPS Justin	6	2	6			5
3		SCOTT Samuel			7			1
4		MUNRO John	1	3	1			7
5		HALL Benjamin Thomas		9	9			1
7	C	RICHARDSON Robert	2	4	2			2
8		RAIMONDO Anton	4	6	4			7
9		DOBELL Richard	5	1	5			5
10		WALKER Charles	3	5	3			10
11		ROBERTS James	4	4	4			
Coach:		LEGRAND Ian						
Assistant Coach:		TRODDEN Ashley						

TEAM AND PLAYER PERFORMANCES

Won	Total Atts	No Name
51	102	Total Team
17	24	5 GAO Hui
10	20	9 WANG Haidong
10	26	11 ZHANG Zhongmin
8	37	Total Team
2	5	6 WANG Shuo
2	8	13 DING Xiaochao
2	4	9 WANG Haidong
5	74	Total Team
3	20	9 WANG Haidong
2	10	11 ZHANG Zhongmin
11		Total Team
75	213	Total Team

Scoring Skills
Spike
Block
Serve
Opp Error
Total

Won	Total Atts	No Name
23	85	Total Team
6	20	8 RAIMONDO Anton
5	15	10 WALKER Charles
5	22	2 PHILLIPS Justin
10	38	Total Team
3	8	4 MUNRO John
2	5	10 WALKER Charles
1	1	5 HALL Benjamin Thomas
5	53	Total Team
3	13	10 WALKER Charles
2	9	9 DOBELL Richard
14		Total Team
52	176	Total Team

18	42	5 GAO Hui
-----------	-----------	-----------

Best Scorer

10	33	10 WALKER Charles
-----------	-----------	-------------------

68 km/h	11 ZHANG Zhongmin
----------------	-------------------

Fastest Serve

52 km/h	7 RICHARDSON Robert
----------------	---------------------

LEGEND

Atts Attempts
L Libero player
[n] Starting line-up where n = starting position on court (i.e. positions 1 to 6)
Opp Opponent

C Team Captain
L Substitute libero
nn Substitute where nn = jersey number of out going player
Pts Points scored



Match Results

Match 51

EGY vs BRA
2 3

Match Duration: 1h 55m

Teams	Sets	1	2	3	4	5	Total
EGY	2	14	25	21	25	13	98
BRA	3	25	15	25	15	15	95
	Playing Time	20m	22m	24m	21m	16m	1h 43m

First Referee: YAZDAN PANAH Masoud (IRI)

Second Referee: MEIJER Benno (NED)

EGY - Egypt								
No	C/L	Name	1	2	3	4	5	Pts
1		ABDELMAKSOD Hesham	5	1		5	5	7
2		KHALIL Tamer Morgan						
3		ABD EL WAHAB HASSAN Yasser Saad	5	1	1		5	4
4		ABDEL AZIZ Ashraf Zaghoul	4	4	4	4	4	11
5	C	ELBAHAEY Taher Adel	2	8		1	1	1
6		KHAMIS Ahmed Mohammed Soliman	6	6	6	6	6	12
7		FADL Ahmed Mohammed	1	2	2	2	2	6
8		EZZELDIN MOHAMED Mohamed	9	5	5			1
9		SAAD Elsayed Moussa	1		8		7	5
10	L	AHMED ABDEL LATIF Abdel Nabi	L	L	L	L	L	
12		IBRAHIM Mohamed	3	3	3	3	3	23
Coach: AHMED Mansour								
Assistant Coach: NABIL Ayman								

BRA - Brazil								
No	C/L	Name	1	2	3	4	5	Pts
1		LOURENCO Gilberto	1	2	2	2	2	21
2		GOMES Levi Cesar	10	10				
4		BARBOSA Carlos						
5		SILVA Daniel	5	6	6	6	6	8
6		LADEIRA Deivisson	12	12				
7		CAMARGO Rogerio	4	5	5	5	5	4
8		de FREITAS Giovanni	2	3	3	3	3	6
9		PLATINI Wellington						
10	C	LEITE Renato	6	1	1	1	1	5
11		OLIVEIRA Wesley						
12		RIBAS Anderson	3	4	4	4	4	25
Coach: LAGES GUIMARAES Fernando								
Assistant Coach: NAMIAS Caio								

TEAM AND PLAYER PERFORMANCES

Won	Total Atts	No Name
56	165	Total Team
17	41	12 IBRAHIM Mohamed
11	34	4 ABDEL AZIZ Ashraf Zaghoul
10	22	6 KHAMIS Ahmed Mohammed Soliman
9	72	Total Team
5	23	12 IBRAHIM Mohamed
2	15	6 KHAMIS Ahmed Mohammed Soliman
1	8	7 FADL Ahmed Mohammed
5	98	Total Team
2	8	1 ABDELMAKSOD Hesham
2	10	3 ABD EL WAHAB HASSAN Yasser Saad
1	13	12 IBRAHIM Mohamed
28		Total Team
98	335	Total Team

Scoring Skills
Spike
Block
Serve
Opp Error
Total

Won	Total Atts	No Name
54	154	Total Team
19	55	12 RIBAS Anderson
18	37	1 LOURENCO Gilberto
5	18	10 LEITE Renato
12	83	Total Team
5	10	12 RIBAS Anderson
3	20	5 SILVA Daniel
2	15	8 de FREITAS Giovanni
3	93	Total Team
1	17	1 LOURENCO Gilberto
1	18	8 de FREITAS Giovanni
1	12	12 RIBAS Anderson
26		Total Team
95	330	Total Team

23	77	12 IBRAHIM Mohamed
----	----	--------------------

Best Scorer

25	77	12 RIBAS Anderson
----	----	-------------------

63 km/h	6	KHAMIS Ahmed Mohammed Soliman
---------	---	-------------------------------

Fastest Serve

53 km/h	10	LEITE Renato
---------	----	--------------

LEGEND

Atts Attempts
L Libero player
[n] Starting line-up where n = starting position on court (i.e. positions 1 to 6)
Opp Opponent

C Team Captain
L Substitute libero
nn Substitute where nn = jersey number of out going player
Pts Points scored



Match Results

Match 1 **GBR vs RUS** Match Duration: 1h 07m

0 3

Teams	Sets	1	2	3	Total
GBR	0	14	18	20	52
RUS	3	25	25	25	75
	Playing Time	20m	20m	21m	1h 01m

First Referee: CHAVES Ronaldo (BRA)

Second Referee: MEIJER Benno (NED)

GBR - Great Britain							
No	C/L	Name	1	2	3	4	5 Pts
1	L	RANA Netra	L	L	L		
2		PHILLIPS Justin	2	3	2		8
3		SCOTT Samuel	7				
4		MUNRO John	3	4	3		11
5		HALL Benjamin Thomas	9	9	9		5
7	C	RICHARDSON Robert	4	5	4		3
8		RAIMONDO Anton	6	1	6		6
9		DOBELL Richard	1	2	1		1
10		WALKER Charles	5	6	5		7
11		ROBERTS James	2		4		
Coach: LEGRAND Ian							
Assistant Coach: TRODDEN Ashley							

RUS - Russia							
No	C/L	Name	1	2	3	4	5 Pts
1		BUKIN Tanatkan					
2	L	POZDEEV Sergei	L	L	L		
3		MILENIN Viktor	4	4	4		12
4	C	YAKUNIN Sergey					
5		KARTASHEV Svyatoslav	3	3	3		7
6		VOLKOV Aleksei	6	6	6		1
7		GORDIENKO Dmitry	5	5	5		9
8		VOLOSNIKOV Evgeny					
9		LAVRINOVICH Andrei	2	2	2		6
11		KRUPIN Anatolii					
12		SAVICHEV Alexander	1	1	1		16
Coach: DYAKOV Viktor							
Assistant Coach: SEMENKINA Liudmila							

TEAM AND PLAYER PERFORMANCES

Won	Total Atts	No Name
31	91	Total Team
7	22	4 MUNRO John
7	20	2 PHILLIPS Justin
6	18	8 RAIMONDO Anton
6	39	Total Team
4	7	4 MUNRO John
1	10	2 PHILLIPS Justin
1	4	5 HALL Benjamin Thomas
4	54	Total Team
3	10	7 RICHARDSON Robert
1	7	10 WALKER Charles
11		Total Team
52	184	Total Team

Scoring Skills
Spike
Block
Serve
Opp Error
Total

Won	Total Atts	No Name
35	80	Total Team
12	22	3 MILENIN Viktor
10	21	12 SAVICHEV Alexander
6	12	7 GORDIENKO Dmitry
10	41	Total Team
4	9	12 SAVICHEV Alexander
3	9	5 KARTASHEV Svyatoslav
2	8	9 LAVRINOVICH Andrei
6	73	Total Team
2	14	12 SAVICHEV Alexander
2	13	7 GORDIENKO Dmitry
1	14	9 LAVRINOVICH Andrei
24		Total Team
75	194	Total Team

11	35	4 MUNRO John
----	----	--------------

Best Scorer

16	44	12 SAVICHEV Alexander
----	----	-----------------------

77 km/h	2 PHILLIPS Justin
---------	-------------------

Fastest Serve

66 km/h	5 KARTASHEV Svyatoslav
---------	------------------------

LEGEND			
Atts	Attempts	C	Team Captain
L	Libero player	L	Substitute libero
[n]	Starting line-up where n = starting position on court (i.e. positions 1 to 6)	nn	Substitute where nn = jersey number of out going player
Opp	Opponent	Pts	Points scored



Match Results

Match 3

EGY vs MAR
3 0

Match Duration: 1h 07m

Teams	Sets	1	2	3	Total
EGY	3	25	25	25	75
MAR	0	10	12	22	44
	Playing Time	19m	19m	23m	1h 01m

First Referee: XIA Xin (CHN)

Second Referee: YAZDAN PANAH Masoud (IRI)

EGY - Egypt						
No	C/L	Name	1	2	3	4 5 Pts
1		ABDELMAKSOD Hesham			6	5
2		KHALIL Tamer Morgan		4		4
3		ABD EL WAHAB HASSAN Yasser Saad	2		2	3
4		ABDEL AZIZ Ashraf Zaghoul	1	5		4
5	C	ELBAHAEY Taher Adel		6	3	1
6		KHAMIS Ahmed Mohammed Soliman	4	2	4	14
7		FADL Ahmed Mohammed			1	4
8		EZZELDIN MOHAMED Mohamed	6		9	1
9		SAAD Elsayed Moussa	5	3	5	11
10	L	AHMED ABDEL LATIF Abdel Nabi	L	L	L	1
12		IBRAHIM Mohamed	3	1	3	12
Coach: AHMED Mansour						
Assistant Coach: NABIL Ayman						

MAR - Morocco						
No	C/L	Name	1	2	3	4 5 Pts
2	C	ANISS Abderrahim	1	2	5	1
3		EL JAMILI Hicham	5	3	4	1
4		DAMI Khalid				
5		EL FITIR Abdelghani		4		
6		QOUCHAIRI Mohammed				
7		SOUABI Mohamed	11	8		
8		ZAABOUL Youness	4	5	2	2
9		AZIANI Hicham	2	6	1	10
10	L	ABDELOUAFI Rachid	L	L	L	
11		ESSAADI Karim	3	5	6	3
12		CHTAIBI Khalid	6	1	3	3
Coach: MANA Abdelmjid						

TEAM AND PLAYER PERFORMANCES

Won	Total Atts	No Name
42	102	Total Team
12	21	6 KHAMIS Ahmed Mohammed Soliman
7	16	12 IBRAHIM Mohamed
7	19	9 SAAD Elsayed Moussa
10	33	Total Team
4	6	9 SAAD Elsayed Moussa
2	10	6 KHAMIS Ahmed Mohammed Soliman
1	1	1 ABDELMAKSOD Hesham
8	73	Total Team
5	22	12 IBRAHIM Mohamed
1	6	4 ABDEL AZIZ Ashraf Zaghoul
1	7	2 KHALIL Tamer Morgan
15		Total Team
75	208	Total Team

Scoring Skills
Spike
Block
Serve
Opp Error
Total

Won	Total Atts	No Name
14	86	Total Team
7	25	9 AZIANI Hicham
3	10	12 CHTAIBI Khalid
2	8	8 ZAABOUL Youness
4	47	Total Team
2	8	9 AZIANI Hicham
2	8	11 ESSAADI Karim
2	46	Total Team
1	9	2 ANISS Abderrahim
1	9	9 AZIANI Hicham
24		Total Team
44	179	Total Team

14	40	6 KHAMIS Ahmed Mohammed Soliman
-----------	-----------	---------------------------------

Best Scorer

10	42	9 AZIANI Hicham
-----------	-----------	-----------------

57 km/h	12 IBRAHIM Mohamed
----------------	--------------------

Fastest Serve

57 km/h	9 AZIANI Hicham
----------------	-----------------

LEGEND

Atts Attempts
L Libero player
[n] Starting line-up where n = starting position on court (i.e. positions 1 to 6)
Opp Opponent

C Team Captain
L Substitute libero
nn Substitute where nn = jersey number of out going player
Pts Points scored



Match Results

Match 6

GER vs MAR
3 0

Match Duration: 54m

Teams	Sets	1	2	3	Total
GER	3	25	25	25	75
MAR	0	11	10	9	30
	Playing Time	15m	18m	15m	48m

First Referee: MARCOUX France (CAN)

Second Referee: JUNG Mal Soon (KOR)

GER - Germany								
No	C/L	Name	1	2	3	4	5	Pts
1		SCHIFFLER Alexander	6	14	14			9
3		RENGER Thomas	4	6	6			9
5		HAEHNLEIN Stefan		3	3			
6		CZPAKOWSKI Sebastian						
7		WIESENTHAL Heiko	2	4	4			12
8		SCHLORF Peter						
9	C	SCHRAPP Jurgen	3	5	5			10
10		HERZOG Christoph	5	1	1			8
11		SAYILIR Barbaros		2	2			9
14		SCHIEWE Torben	1	3	3			7
Coach:		SONNENBICHLER Rudolf						
Assistant Coach:		VORSATZ Jurgen						

MAR - Morocco								
No	C/L	Name	1	2	3	4	5	Pts
2	C	ANISS Abderrahim	2	6	2			
3		EL JAMILI Hicham	4	5	3			7
4		DAMI Khalid						
5		EL FITIR Abdelghani	8	11				
6		QOUCHAIRI Mohammed						
7		SOUABI Mohamed			12			
8		ZAABOUL Youness	5	3	5			3
9		AZIANI Hicham	1	2	1			6
10	L	ABDELOUAFI Rachid	L	L	L			
11		ESSAADI Karim	3	4	6			2
12		CHTAIBI Khalid	6	1	4			
Coach:		MANA Abdelmjid						

TEAM AND PLAYER PERFORMANCES

Won	Total Atts	No	Name
44	84	Total Team	
12	17	7	WIESENTHAL Heiko
9	18	9	SCHRAPP Jurgen
7	16	10	HERZOG Christoph
8	24	Total Team	
3	3	14	SCHIEWE Torben
2	2	1	SCHIFFLER Alexander
1	5	3	RENGER Thomas
12	73	Total Team	
5	15	3	RENGER Thomas
4	15	11	SAYILIR Barbaros
2	11	14	SCHIEWE Torben
11		Total Team	
75	181	Total Team	

Scoring Skills
Spike
Block
Serve
Opp Error
Total

Won	Total Atts	No	Name
12	64	Total Team	
5	16	3	EL JAMILI Hicham
4	19	9	AZIANI Hicham
2	7	8	ZAABOUL Youness
5	30	Total Team	
2	2	9	AZIANI Hicham
2	10	3	EL JAMILI Hicham
1	4	8	ZAABOUL Youness
1	32	Total Team	
1	7	11	ESSAADI Karim
12		Total Team	
30	126	Total Team	

12	23	7	WIESENTHAL Heiko
----	----	---	------------------

Best Scorer

7	33	3	EL JAMILI Hicham
---	----	---	------------------

66 km/h	3	RENGER Thomas
---------	---	---------------

Fastest Serve

69 km/h	2	ANISS Abderrahim
---------	---	------------------

LEGEND

Atts Attempts
L Libero player
[n] Starting line-up where n = starting position on court (i.e. positions 1 to 6)
Opp Opponent

C Team Captain
L Substitute libero
nn Substitute where nn = jersey number of out going player
Pts Points scored



Match Results

Match 10

GBR vs EGY
0 3

Match Duration: 1h 14m

Teams	Sets	1	2	3	Total
GBR	0	15	17	22	54
EGY	3	25	25	25	75
	Playing Time	19m	22m	27m	1h 08m

First Referee: CAMPBELL Joe (USA)

Second Referee: JASINSKI Dariusz (POL)

GBR - Great Britain							
No	C/L	Name	1	2	3	4	5 Pts
1	L	RANA Netra	L	L	L		
2		PHILLIPS Justin	2	3	5		5
3		SCOTT Samuel			7		1
4		MUNRO John	3	4	6		10
5		HALL Benjamin Thomas	9				
7	C	RICHARDSON Robert	4	5	1		3
8		RAIMONDO Anton	6	1	3		6
9		DOBELL Richard	1	2	4		3
10		WALKER Charles	5	6	2		3
11		ROBERTS James	2	4			
Coach:		LEGRAND Ian					
Assistant Coach:		TRODDEN Ashley					

EGY - Egypt							
No	C/L	Name	1	2	3	4	5 Pts
1		ABDELMAKSOD Hesham	5	6	5		13
2		KHALIL Tamer Morgan			9		
3		ABD EL WAHAB HASSAN Yasser Saad	1	2			4
4		ABDEL AZIZ Ashraf Zaghloul	6	1			6
5	C	ELBAHAHEY Taher Adel		3	1		2
6		KHAMIS Ahmed Mohammed Soliman	3	4	3		10
7		FADL Ahmed Mohammed		9	6		7
8		EZZELDIN MOHAMED Mohamed			12		
9		SAAD Elsayed Moussa	4	5	4		7
10	L	AHMED ABDEL LATIF Abdel Nabi	L	L	L		1
12		IBRAHIM Mohamed	2	3	2		13
Coach:		AHMED Mansour					
Assistant Coach:		NABIL Ayman					

TEAM AND PLAYER PERFORMANCES

Won	Total Atts	No Name
17	92	Total Team
5	18	4 MUNRO John
4	28	2 PHILLIPS Justin
4	18	8 RAIMONDO Anton
10	45	Total Team
5	12	4 MUNRO John
1	3	7 RICHARDSON Robert
1	5	8 RAIMONDO Anton
4	56	Total Team
2	9	7 RICHARDSON Robert
1	11	10 WALKER Charles
1	9	8 RAIMONDO Anton
23		Total Team
54	193	Total Team

Scoring Skills
Spike
Block
Serve
Opp Error
Total

Won	Total Atts	No Name
43	104	Total Team
9	18	1 ABDELMAKSOD Hesham
9	17	6 KHAMIS Ahmed Mohammed Soliman
7	18	12 IBRAHIM Mohamed
18	40	Total Team
6	10	12 IBRAHIM Mohamed
4	9	1 ABDELMAKSOD Hesham
3	8	7 FADL Ahmed Mohammed
2	73	Total Team
1	10	4 ABDEL AZIZ Ashraf Zaghloul
1	9	9 SAAD Elsayed Moussa
12		Total Team
75	217	Total Team

10	35	4 MUNRO John
----	----	--------------

Best Scorer

13	39	1 ABDELMAKSOD Hesham
----	----	----------------------

51 km/h	2 PHILLIPS Justin
---------	-------------------

Fastest Serve

60 km/h	12 IBRAHIM Mohamed
---------	--------------------

LEGEND

Atts Attempts
L Libero player
[n] Starting line-up where n = starting position on court (i.e. positions 1 to 6)
Opp Opponent

C Team Captain
L Substitute libero
nn Substitute where nn = jersey number of out going player
Pts Points scored



Match Results

Match 12

RUS vs GER
2 3

Match Duration: 1h 40m

Teams	Sets	1	2	3	4	5	Total
RUS	2	18	25	19	25	13	100
GER	3	25	11	25	15	15	91
	Playing Time	17m	18m	21m	19m	13m	1h 28m

First Referee: SHANISHAH Khalid (LBA)

Second Referee: PLESNIK Janko (SLO)

RUS - Russia							
No	C/L	Name	1	2	3	4	5 Pts
1		BUKIN Tanatkan					
2	L	POZDEEV Sergei	L	L	L	L	L
3		MILENIN Viktor	4	4	4	4	4
4	C	YAKUNIN Sergey	6	6	6	6	6
5		KARTASHEV Svyatoslav	3	3	3	3	3
6		VOLKOV Aleksei	6		4		
7		GORDIENKO Dmitry	5	5	5	5	5
8		VOLOSNIKOV Evgeny					
9		LAVRINOVICH Andrei	2	2	2	2	2
11		KRUPIN Anatolii					
12		SAVICHEV Alexander	1	1	1	1	1
Coach: DYAKOV Viktor							
Assistant Coach: SEMENKINA Liudmila							

GER - Germany							
No	C/L	Name	1	2	3	4	5 Pts
1		SCHIFFLER Alexander	1	6	1	6	1
3		RENGER Thomas	5	4	5	4	5
5		HAEHNLEIN Stefan		14	2	1	
6		CZPAKOWSKI Sebastian					
7		WIESENTHAL Heiko	3	2	3	2	3
8		SCHLORF Peter					
9	C	SCHRAPP Jurgen	4	3	4	3	4
10		HERZOG Christoph	6	5	6	5	6
11		SAYILIR Barbaros		1		10	14
14		SCHIEWE Torben	2	1		5	2
Coach: SONNENBICHLER Rudolf							
Assistant Coach: VORSATZ Jurgen							

TEAM AND PLAYER PERFORMANCES

Won	Total Atts	No Name
45	132	Total Team
17	41	3 MILENIN Viktor
8	19	7 GORDIENKO Dmitry
8	23	9 LAVRINOVICH Andrei
22	66	Total Team
7	15	5 KARTASHEV Svyatoslav
5	11	12 SAVICHEV Alexander
5	13	3 MILENIN Viktor
7	100	Total Team
3	20	12 SAVICHEV Alexander
2	15	7 GORDIENKO Dmitry
1	22	9 LAVRINOVICH Andrei
26		Total Team
100	298	Total Team

Scoring Skills
Spike
Block
Serve
Opp Error
Total

Won	Total Atts	No Name
57	151	Total Team
13	38	1 SCHIFFLER Alexander
11	28	9 SCHRAPP Jurgen
11	31	7 WIESENTHAL Heiko
9	54	Total Team
4	9	7 WIESENTHAL Heiko
2	5	10 HERZOG Christoph
1	18	3 RENGER Thomas
4	90	Total Team
2	25	9 SCHRAPP Jurgen
1	10	14 SCHIEWE Torben
1	8	10 HERZOG Christoph
21		Total Team
91	295	Total Team

23	67	3 MILENIN Viktor
----	----	------------------

Best Scorer

15	52	7 WIESENTHAL Heiko
----	----	--------------------

70 km/h	12 SAVICHEV Alexander
---------	-----------------------

Fastest Serve

73 km/h	10 HERZOG Christoph
---------	---------------------

LEGEND

Atts Attempts
L Libero player
[n] Starting line-up where n = starting position on court (i.e. positions 1 to 6)
Opp Opponent

C Team Captain
L Substitute libero
nn Substitute where nn = jersey number of out going player
Pts Points scored



Match Results

Match 19

GBR vs MAR
3 0

Match Duration: 1h 12m

Teams	Sets	1	2	3	Total
GBR	3	25	25	25	75
MAR	0	20	19	12	51
	Playing Time	22m	24m	20m	1h 06m

First Referee: MANNERSUO Sari (FIN)

Second Referee: GIUGNI Stephen (AUS)

GBR - Great Britain								
No	C/L	Name	1	2	3	4	5	Pts
1	L	RANA Netra	L	L	L			
2		PHILLIPS Justin	3	2	3			21
3		SCOTT Samuel						
4		MUNRO John	4	3	4			16
5		HALL Benjamin Thomas	9	9				1
7	C	RICHARDSON Robert	5	4	5			2
8		RAIMONDO Anton	1	6	1			8
9		DOBELL Richard	2	1	2			4
10		WALKER Charles	6	5	6			6
11		ROBERTS James		8	4			2
Coach:		LEGRAND Ian						
Assistant Coach:		TRODDEN Ashley						

MAR - Morocco								
No	C/L	Name	1	2	3	4	5	Pts
2	C	ANISS Abderrahim	2	2	1			2
3		EL JAMILI Hicham	3	1	6			9
4		DAMI Khalid						
5		EL FITIR Abdelghani			2			
6		QOUCHAIRI Mohammed						
7		SOUABI Mohamed		12	5			2
8		ZAABOUL Youness	5	5	3			3
9		AZIANI Hicham	1	4	4			5
10	L	ABDELOUAFI Rachid	L	L	L			
11		ESSAADI Karim	6	6	7			6
12		CHTAIBI Khalid	4	3	5			1
Coach:		MANA Abdelmjid						

TEAM AND PLAYER PERFORMANCES

Won	Total Atts	No Name
44	105	Total Team
18	37	2 PHILLIPS Justin
12	24	4 MUNRO John
5	14	8 RAIMONDO Anton
8	32	Total Team
3	9	4 MUNRO John
2	4	8 RAIMONDO Anton
2	8	10 WALKER Charles
8	73	Total Team
3	13	2 PHILLIPS Justin
2	4	11 ROBERTS James
1	11	7 RICHARDSON Robert
15		Total Team
75	210	Total Team

Scoring Skills
Spike
Block
Serve
Opp Error
Total

Won	Total Atts	No Name
20	94	Total Team
7	25	3 EL JAMILI Hicham
4	10	11 ESSAADI Karim
3	25	9 AZIANI Hicham
6	37	Total Team
2	12	9 AZIANI Hicham
2	9	11 ESSAADI Karim
1	6	3 EL JAMILI Hicham
2	53	Total Team
1	9	2 ANISS Abderrahim
1	8	3 EL JAMILI Hicham
23		Total Team
51	184	Total Team

21	51	2 PHILLIPS Justin
----	----	-------------------

Best Scorer

9	39	3 EL JAMILI Hicham
---	----	--------------------

76 km/h	4	MUNRO John
---------	---	------------

Fastest Serve

68 km/h	9	AZIANI Hicham
---------	---	---------------

LEGEND

Atts Attempts
L Libero player
[n] Starting line-up where n = starting position on court (i.e. positions 1 to 6)
Opp Opponent

C Team Captain
L Substitute libero
nn Substitute where nn = jersey number of out going player
Pts Points scored



Match Results

Match 22

EGY vs RUS
2 3

Match Duration: 1h 55m

Teams	Sets	1	2	3	4	5	Total
EGY	2	25	25	18	21	11	100
RUS	3	22	19	25	25	15	106
	Playing Time	22m	23m	22m	23m	13m	1h 43m

First Referee: RACA Dominik (CRO)

Second Referee: CHAVES Ronaldo (BRA)

EGY - Egypt								
No	C/L	Name	1	2	3	4	5	Pts
1		ABDELMAKSOD Hesham	5	6	5	6	6	11
2		KHALIL Tamer Morgan						
3		ABD EL WAHAB HASSAN Yasser Saad	1	2	1	2	2	5
4		ABDEL AZIZ Ashraf Zaghoul	6	1	6	1	1	14
5	C	ELBAHAHEY Taher Adel					9	
6		KHAMIS Ahmed Mohammed Soliman	3	4	3	4	4	12
7		FADL Ahmed Mohammed			9			
8		EZZELDIN MOHAMED Mohamed						
9		SAAD Elsayed Moussa	4	5	4	5	5	10
10	L	AHMED ABDEL LATIF Abdel Nabi	L	L	L	L	L	
12		IBRAHIM Mohamed	2	3	2	3	3	13
Coach: AHMED Mansour								
Assistant Coach: NABIL Ayman								

RUS - Russia								
No	C/L	Name	1	2	3	4	5	Pts
1		BUKIN Tanatkan						
2	L	POZDEEV Sergei	L	L	L	L	L	
3		MILENIN Viktor	4	4	4	4	4	21
4	C	YAKUNIN Sergey	6	6	6	6	6	3
5		KARTASHEV Svyatoslav	3	3	3	3	3	9
6		VOLKOV Aleksei	6					
7		GORDIENKO Dmitry	5	5	5	5	5	12
8		VOLOSNIKOV Evgeny						
9		LAVRINOVICH Andrei	2	2	2	2	2	12
11		KRUPIN Anatolii						
12		SAVICHEV Alexander	1	1	1	1	1	21
Coach: DYAKOV Viktor								
Assistant Coach: SEMENKINA Liudmila								

TEAM AND PLAYER PERFORMANCES

Won	Total Atts	No	Name
43	148	Total Team	
9	28	9	SAAD Elsayed Moussa
9	21	4	ABDEL AZIZ Ashraf Zaghoul
8	27	1	ABDELMAKSOD Hesham
18	93	Total Team	
5	16	12	IBRAHIM Mohamed
5	19	4	ABDEL AZIZ Ashraf Zaghoul
4	18	6	KHAMIS Ahmed Mohammed Soliman
4	101	Total Team	
1	19	3	ABD EL WAHAB HASSAN Yasser Saad
1	21	12	IBRAHIM Mohamed
1	14	6	KHAMIS Ahmed Mohammed Soliman
35		Total Team	
100	342	Total Team	

Scoring Skills
Spike
Block
Serve
Opp Error
Total

Won	Total Atts	No	Name
58	177	Total Team	
18	47	3	MILENIN Viktor
14	49	12	SAVICHEV Alexander
11	28	7	GORDIENKO Dmitry
12	72	Total Team	
3	19	12	SAVICHEV Alexander
3	12	3	MILENIN Viktor
3	23	5	KARTASHEV Svyatoslav
8	104	Total Team	
4	15	12	SAVICHEV Alexander
1	15	4	YAKUNIN Sergey
1	21	5	KARTASHEV Svyatoslav
28		Total Team	
106	353	Total Team	

14	51	4	ABDEL AZIZ Ashraf Zaghoul
----	----	---	---------------------------

Best Scorer

21	76	3	MILENIN Viktor
----	----	---	----------------

73 km/h	4	ABDEL AZIZ Ashraf Zaghoul
---------	---	---------------------------

Fastest Serve

73 km/h	9	LAVRINOVICH Andrei
---------	---	--------------------

LEGEND

Atts Attempts
L Libero player
[n] Starting line-up where n = starting position on court (i.e. positions 1 to 6)
Opp Opponent

C Team Captain
L Substitute libero
nn Substitute where nn = jersey number of out going player
Pts Points scored



Match Results

Match 24

GBR vs GER
0 3

Match Duration: 1h 05m

Teams	Sets	1	2	3	Total
GBR	0	19	16	14	49
GER	3	25	25	25	75
	Playing Time	20m	20m	19m	59m

First Referee: YAZDAN PANAH Masoud (IRI)

Second Referee: XIA Xin (CHN)

GBR - Great Britain								
No	C/L	Name	1	2	3	4	5	Pts
1	L	RANA Netra	L	L	L			1
2		PHILLIPS Justin	2	3	2			4
3		SCOTT Samuel	8		6			2
4		MUNRO John	3	4	3			5
5		HALL Benjamin Thomas	9	9				2
7	C	RICHARDSON Robert	4	5	4			4
8		RAIMONDO Anton	6	1	7			4
9		DOBELL Richard	1	2	1			2
10		WALKER Charles	5	6	5			6
11		ROBERTS James	4	4	4			
Coach:		LEGRAND Ian						
Assistant Coach:		TRODDEN Ashley						

GER - Germany								
No	C/L	Name	1	2	3	4	5	Pts
1		SCHIFFLER Alexander	1	1	1			10
3		RENGER Thomas	5	5	5			9
5		HAEHNLEIN Stefan						
6		CZPAKOWSKI Sebastian						
7		WIESENTHAL Heiko	3	3	3			10
8		SCHLORF Peter						
9	C	SCHRAPP Jurgen	4	4	4			11
10		HERZOG Christoph	6	6	6			9
11		SAYILIR Barbaros	14	7	1			1
14		SCHIEWE Torben	2	2	2			6
Coach:		SONNENBICHLER Rudolf						
Assistant Coach:		VORSATZ Jurgen						

TEAM AND PLAYER PERFORMANCES

Won	Total Atts	No Name
23	95	Total Team
5	20	4 MUNRO John
4	22	2 PHILLIPS Justin
3	11	8 RAIMONDO Anton
4	42	Total Team
2	10	10 WALKER Charles
1	6	8 RAIMONDO Anton
1	4	9 DOBELL Richard
3	51	Total Team
2	12	7 RICHARDSON Robert
1	7	10 WALKER Charles
19		Total Team
49	188	Total Team

Scoring Skills
Spike
Block
Serve
Opp Error
Total

Won	Total Atts	No Name
41	101	Total Team
11	24	9 SCHRAPP Jurgen
8	24	1 SCHIFFLER Alexander
7	13	7 WIESENTHAL Heiko
9	34	Total Team
3	7	10 HERZOG Christoph
2	8	3 RENGER Thomas
2	4	1 SCHIFFLER Alexander
6	73	Total Team
2	9	3 RENGER Thomas
2	25	14 SCHIEWE Torben
1	15	7 WIESENTHAL Heiko
19		Total Team
75	208	Total Team

6	31	10 WALKER Charles
---	----	-------------------

Best Scorer

11	35	9 SCHRAPP Jurgen
----	----	------------------

57 km/h	4	MUNRO John
---------	---	------------

Fastest Serve

58 km/h	1	SCHIFFLER Alexander
---------	---	---------------------

LEGEND

Atts Attempts
L Libero player
[n] Starting line-up where n = starting position on court (i.e. positions 1 to 6)
Opp Opponent

C Team Captain
L Substitute libero
nn Substitute where nn = jersey number of out going player
Pts Points scored



Match Results

Match 29

EGY vs GER
1 3

Match Duration: 1h 49m

Teams	Sets	1	2	3	4	Total
EGY	1	16	22	25	24	87
GER	3	25	25	23	26	99
	Playing Time	20m	25m	26m	29m	1h 40m

First Referee: MURULO Toomas (EST)

Second Referee: RACA Dominik (CRO)

EGY - Egypt							
No	C/L	Name	1	2	3	4	5 Pts
1		ABDELMAKSOD Hesham	2	1	9	5	9
2		KHALIL Tamer Morgan					
3		ABD EL WAHAB HASSAN Yasser Saad	4	3	4	1	6
4		ABDEL AZIZ Ashraf Zaghloul	3	2	3	4	8
5	C	ELBAHAEY Taher Adel	9	7	3		
6		KHAMIS Ahmed Mohammed Soliman	6	5	6	6	13
7		FADL Ahmed Mohammed		6	2	2	13
8		EZZELDIN MOHAMED Mohamed			4	4	
9		SAAD Elsayed Moussa	1	3	1		2
10	L	AHMED ABDEL LATIF Abdel Nabi	L	L	L	L	
12		IBRAHIM Mohamed	5	4	5	3	15
Coach: AHMED Mansour							
Assistant Coach: NABIL Ayman							

GER - Germany							
No	C/L	Name	1	2	3	4	5 Pts
1		SCHIFFLER Alexander	1	1	1	1	10
3		RENGER Thomas	5	5	5	5	5
5		HAEHNLEIN Stefan			3	14	1
6		CZPAKOWSKI Sebastian					
7		WIESENTHAL Heiko	3	3	3	3	22
8		SCHLORF Peter					
9	C	SCHRAPP Jurgen	4	4	4	4	13
10		HERZOG Christoph	6	6	6	6	11
11		SAYILIR Barbaros	14	14	7		2
14		SCHIEWE Torben	2	2	2	2	5
Coach: SONNENBICHLER Rudolf							
Assistant Coach: VORSATZ Jurgen							

TEAM AND PLAYER PERFORMANCES

Won	Total Atts	No Name
48	177	Total Team
13	35	12 IBRAHIM Mohamed
9	30	7 FADL Ahmed Mohammed
7	20	6 KHAMIS Ahmed Mohammed Soliman
15	68	Total Team
6	14	6 KHAMIS Ahmed Mohammed Soliman
4	16	7 FADL Ahmed Mohammed
2	9	12 IBRAHIM Mohamed
3	88	Total Team
2	17	4 ABDEL AZIZ Ashraf Zaghloul
1	14	1 ABDELMAKSOD Hesham
21		Total Team
87	333	Total Team

Scoring Skills
Spike
Block
Serve
Opp Error
Total

Won	Total Atts	No Name
51	176	Total Team
15	38	7 WIESENTHAL Heiko
11	38	9 SCHRAPP Jurgen
10	34	1 SCHIFFLER Alexander
12	74	Total Team
5	17	7 WIESENTHAL Heiko
3	21	14 SCHIEWE Torben
1	5	9 SCHRAPP Jurgen
6	99	Total Team
2	13	7 WIESENTHAL Heiko
1	8	3 RENGER Thomas
1	13	10 HERZOG Christoph
30		Total Team
99	349	Total Team

15	59	12 IBRAHIM Mohamed
----	----	--------------------

Best Scorer

22	68	7 WIESENTHAL Heiko
----	----	--------------------

50 km/h	1 ABDELMAKSOD Hesham
---------	----------------------

Fastest Serve

60 km/h	1 SCHIFFLER Alexander
---------	-----------------------

LEGEND			
Atts	Attempts	C	Team Captain
L	Libero player	L	Substitute libero
[n]	Starting line-up where n = starting position on court (i.e. positions 1 to 6)	nn	Substitute where nn = jersey number of out going player
Opp	Opponent	Pts	Points scored



Match Results

Match 31

RUS vs MAR
3 0

Match Duration: 55m

Teams	Sets	1	2	3	Total
RUS	3	25	25	25	75
MAR	0	13	8	11	32
	Playing Time	17m	16m	16m	49m

First Referee: KOLOS Adnan (BIH)

Second Referee: KOSTOPOULOS Dimosthenis (GRE)

RUS - Russia									
No	C/L	Name	1	2	3	4	5	Pts	
1		BUKIN Tanatkan			5			2	
2	L	POZDEEV Sergei	L	L	L				
3		MILENIN Viktor	4	4	4			15	
4	C	YAKUNIN Sergey			6			1	
5		KARTASHEV Svyatoslav	3	3	3			3	
6		VOLKOV Aleksei	6	6	6			4	
7		GORDIENKO Dmitry	5	5	5			6	
8		VOLOSNIKOV Evgeny	5						
9		LAVRINOVICH Andrei	2	2	2			9	
11		KRUPIN Anatolii			7				
12		SAVICHEV Alexander	1	1	1			15	
Coach:		DYAKOV Viktor							
Assistant Coach:		SEMENKINA Liudmila							

MAR - Morocco									
No	C/L	Name	1	2	3	4	5	Pts	
2	C	ANISS Abderrahim	2	3				2	
3		EL JAMILI Hicham	1	5	1			7	
4		DAMI Khalid		2	6				
5		EL FITIR Abdelghani		12	2				
6		QOUCHAIRI Mohammed							
7		SOUABI Mohamed		11	3			1	
8		ZAABOUL Youness	5	6	5			5	
9		AZIANI Hicham	4	2	4			3	
10	L	ABDELOUAFI Rachid	L	L	L				
11		ESSAADI Karim	3	1				2	
12		CHTAIBI Khalid	6	4	4				
Coach:		MANA Abdelmjid							

TEAM AND PLAYER PERFORMANCES

Won	Total Atts	No Name
36	76	Total Team
10	24	3 MILENIN Viktor
9	16	12 SAVICHEV Alexander
7	12	9 LAVRINOVICH Andrei
11	37	Total Team
4	13	12 SAVICHEV Alexander
3	7	3 MILENIN Viktor
2	4	6 VOLKOV Aleksei
8	73	Total Team
2	20	3 MILENIN Viktor
2	10	12 SAVICHEV Alexander
1	2	1 BUKIN Tanatkan
20		Total Team
75	186	Total Team

Scoring Skills
Spike
Block
Serve
Opp Error
Total

Won	Total Atts	No Name
13	78	Total Team
6	23	3 EL JAMILI Hicham
2	20	9 AZIANI Hicham
2	9	8 ZAABOUL Youness
3	23	Total Team
1	6	11 ESSAADI Karim
1	5	8 ZAABOUL Youness
1	3	9 AZIANI Hicham
4	34	Total Team
2	5	8 ZAABOUL Youness
1	7	2 ANISS Abderrahim
1	9	3 EL JAMILI Hicham
12		Total Team
32	135	Total Team

15	51	3 MILENIN Viktor
----	----	------------------

Best Scorer

7	34	3 EL JAMILI Hicham
---	----	--------------------

59 km/h	12 SAVICHEV Alexander
---------	-----------------------

Fastest Serve

54 km/h	9 AZIANI Hicham
---------	-----------------

LEGEND

Atts Attempts
L Libero player
[n] Starting line-up where n = starting position on court (i.e. positions 1 to 6)
Opp Opponent

C Team Captain
L Substitute libero
nn Substitute where nn = jersey number of out going player
Pts Points scored



Match Results

Match 2

BIH vs CHN
3 0

Match Duration: 1h 09m

Teams	Sets	1	2	3	Total
BIH	3	26	25	25	76
CHN	0	24	21	17	62
Playing Time		25m	19m	19m	1h 03m

First Referee: MURULO Tomas (EST)

Second Referee: EL-BAROUDY Mourad (EGY)

BIH - Bosnia&Herzegovina								
No	C/L	Name	1	2	3	4	5	Pts
1		GODINJAK Ismet						
2		MANKO Adnan	3	6	4			5
4	L	KESMER Adnan	L	L	L			
5		MEDIC Asim	2	1	5			9
6		DURAN Mirzet	6	3	1			9
7		CANCAR Nizam				12		2
8		HAMZIC Dzevad						
9		KADRIC Benis				5		2
10		ALIBASIC Safet	5	4	2			9
11	C	DELALIC Sabahudin	1	2	6			8
12		JUSUFOVIC Ermin	4	5	3			9
Coach:		HRUSTEMOVIC Mirza						
Assistant Coach:		CISIJA Abid						

CHN - China								
No	C/L	Name	1	2	3	4	5	Pts
1		TONG Jiao			12			1
2	L	SHAN Sunkui	L	L	L			
3		JIN Heng						
5		GAO Hui	3	3	3			13
6		WANG Shuo	5	5	5			4
8		ZHOU Canming						
9	C	WANG Haidong	2	2	2			9
10		ZHAO Peiwen				13		
11		ZHANG Zhongmin	6	6	6			12
12		LI Lei	4	4	4			8
13		DING Xiaochao	1	1	1			
Coach:		LIU Fangqing						
Assistant Coach:		LU Zhixin						

TEAM AND PLAYER PERFORMANCES

Won	Total Atts	No Name
34	94	Total Team
7	15	10 ALIBASIC Safet
6	14	6 DURAN Mirzet
6	16	5 MEDIC Asim
15	56	Total Team
3	4	5 MEDIC Asim
3	14	11 DELALIC Sabahudin
2	8	12 JUSUFOVIC Ermin
4	74	Total Team
2	13	12 JUSUFOVIC Ermin
1	10	6 DURAN Mirzet
1	3	7 CANCAR Nizam
23		Total Team
76	224	Total Team

Scoring Skills
Spike
Block
Serve
Opp Error
Total

Won	Total Atts	No Name
35	122	Total Team
11	34	5 GAO Hui
8	36	11 ZHANG Zhongmin
6	18	9 WANG Haidong
3	37	Total Team
2	5	5 GAO Hui
1	5	9 WANG Haidong
9	64	Total Team
4	9	11 ZHANG Zhongmin
3	12	12 LI Lei
2	11	9 WANG Haidong
15		Total Team
62	223	Total Team

9	32	5 MEDIC Asim
---	----	--------------

Best Scorer

13	51	5 GAO Hui
----	----	-----------

56 km/h	6 DURAN Mirzet
---------	----------------

Fastest Serve

66 km/h	11 ZHANG Zhongmin
---------	-------------------

LEGEND

Atts Attempts
L Libero player
[n] Starting line-up where n = starting position on court (i.e. positions 1 to 6)
Opp Opponent

C Team Captain
L Substitute libero
nn Substitute where nn = jersey number of out going player
Pts Points scored



Match Results

Match 4

IRI vs RWA
3 0

Match Duration: 56m

Teams	Sets	1	2	3	Total
IRI	3	25	25	25	75
RWA	0	11	6	8	25
	Playing Time	18m	17m	15m	50m

First Referee: PLESNIK Janko (SLO)

Second Referee: WAUCHOPE Dee (GBR)

IRI - Iran								
No	C/L	Name	1	2	3	4	5	Pts
2		LASHGARISANAMI Majid	5	5	5			10
3		PEIDAYESH Reza						
4		ALIPOURIAN Davood						
5		EIRI Ahmad	6	6	6			9
6		HASSANPOUR ALINAZARI Naser	3	3	3			7
7		BIGDELI Sadegh						
8	C	EIMERY Jalil	2	2	2			3
9		EBRAHIMIBALADEZAEI Seyedsaeid	4	4				7
10		ZIRAHY Isa		9	4			7
11	L	SALEHI HAJIKOLAEI Ramezan	L	L	L			
12		KHALEGHI Mohammad	1	1	1			7
Coach:		REZAEIGARKANI Hadi						
Assistant Coach:		SAEBI Farid						

RWA - Rwanda								
No	C/L	Name	1	2	3	4	5	Pts
1		BIZIMANA Dominique	1	1	3			3
2		RUTIKANGA James	4	8	6			
3		TUYISENGE Vincent	7	6	2			2
4		RUKUNDO Jean						
6		MUREMA Jean Baptiste						
7		TWAGIRAYEZU Callixte	6					2
8		NGIZWENIMANA Jean Bosco	10	5	1			1
9		GAHAMANYI Jean Baptiste	3	3	5			2
10		HAGENIMANA Fulgence	5	11				1
11		NGIRINSHUTI Eric		4	2			
15	C	VUNINGABO Emile	2	2	4			4
Coach:		KARREMAN Pieter (NED)						
Assistant Coach:		NSENGIYUMVA Jean Marie Vianney						

TEAM AND PLAYER PERFORMANCES

Won	Total Atts	No Name
35	83	Total Team
8	13	5 EIRI Ahmad
8	13	2 LASHGARISANAMI Majid
5	7	9 EBRAHIMIBALADEZAEI Seyedsaeid
13	20	Total Team
4	4	10 ZIRAHY Isa
2	3	6 HASSANPOUR ALINAZARI Naser
2	2	9 EBRAHIMIBALADEZAEI Seyedsaeid
2	73	Total Team
1	8	5 EIRI Ahmad
1	16	12 KHALEGHI Mohammad
25		Total Team
75	176	Total Team

Scoring Skills
Spike
Block
Serve
Opp Error
Total

Won	Total Atts	No Name
13	88	Total Team
4	23	15 VUNINGABO Emile
3	7	1 BIZIMANA Dominique
2	8	3 TUYISENGE Vincent
2	23	Total Team
1	1	7 TWAGIRAYEZU Callixte
1	2	10 HAGENIMANA Fulgence
	27	Total Team
10		Total Team
25	138	Total Team

10	25	2 LASHGARISANAMI Majid
----	----	------------------------

Best Scorer

4	31	15 VUNINGABO Emile
---	----	--------------------

57 km/h	10 ZIRAHY Isa
---------	---------------

Fastest Serve

53 km/h	9 GAHAMANYI Jean Baptiste
---------	---------------------------

LEGEND			
Atts	Attempts	C	Team Captain
L	Libero player	L	Substitute libero
[n]	Starting line-up where n = starting position on court (i.e. positions 1 to 6)	nn	Substitute where nn = jersey number of out going player
Opp	Opponent	Pts	Points scored



Match Results

Match 7

BRA vs RWA
3 0

Match Duration: 57m

Teams	Sets	1	2	3	Total
BRA	3	25	25	25	75
RWA	0	5	5	13	23
Playing Time		16m	17m	18m	51m

First Referee: GIUGNI Stephen (AUS)

Second Referee: ARCHIBALD Glynn (GBR)

BRA - Brazil									
No	C/L	Name	1	2	3	4	5	Pts	
1		LOURENCO Gilberto	2	2				3	
2		GOMES Levi Cesar	10	12	4			4	
4		BARBOSA Carlos		1	2			5	
5		SILVA Daniel	6		5			6	
6		LADEIRA Deivisson	12	10	1			6	
7		CAMARGO Rogerio	9	9	3			1	
8		de FREITAS Giovanni	3	3				3	
9		PLATINI Wellington	5	5				8	
10	C	LEITE Renato	1	1					
11		OLIVEIRA Wesley		6	6			5	
12		RIBAS Anderson	4	4				3	
Coach:		LAGES GUIMARAES Fernando							
Assistant Coach:		NAMIAS Caio							

RWA - Rwanda									
No	C/L	Name	1	2	3	4	5	Pts	
1		BIZIMANA Dominique	2	1	2			2	
2		RUTIKANGA James	5					2	
3		TUYISENGE Vincent	7	7	1			1	
4		RUKUNDO Jean		4	5				
6		MUREMA Jean Baptiste							
7		TWAGIRAYEZU Callixte	1	6					
8		NGIZWENIMANA Jean Bosco	6	5	3			3	
9		GAHAMANYI Jean Baptiste	4	3	4			2	
10		HAGENIMANA Fulgence		8	6			2	
11		NGIRINSHUTI Eric							
15	C	VUNINGABO Emile	3	2	3			4	
Coach:		KARREMAN Pieter (NED)							
Assistant Coach:		NSENGIYUMVA Jean Marie Vianney							

TEAM AND PLAYER PERFORMANCES

Won	Total Atts	No Name
21	55	Total Team
5	7	9 PLATINI Wellington
4	9	5 SILVA Daniel
2	8	2 GOMES Levi Cesar
14	32	Total Team
3	8	11 OLIVEIRA Wesley
3	6	9 PLATINI Wellington
2	2	2 GOMES Levi Cesar
9	74	Total Team
3	19	1 LOURENCO Gilberto
3	20	6 LADEIRA Deivisson
1	3	4 BARBOSA Carlos
31		Total Team
75	161	Total Team

Scoring Skills
Spike
Block
Serve
Opp Error
Total

Won	Total Atts	No Name
13	81	Total Team
4	14	15 VUNINGABO Emile
2	9	10 HAGENIMANA Fulgence
2	11	9 GAHAMANYI Jean Baptiste
1	13	Total Team
1	2	8 NGIZWENIMANA Jean Bosco
2	24	Total Team
1	2	2 RUTIKANGA James
1	2	8 NGIZWENIMANA Jean Bosco
7		Total Team
23	118	Total Team

8	13	9 PLATINI Wellington
---	----	----------------------

Best Scorer

4	21	15 VUNINGABO Emile
---	----	--------------------

64 km/h	6 LADEIRA Deivisson
---------	---------------------

Fastest Serve

70 km/h	1 BIZIMANA Dominique
---------	----------------------

LEGEND

Atts Attempts
L Libero player
[n] Starting line-up where n = starting position on court (i.e. positions 1 to 6)
Opp Opponent

C Team Captain
L Substitute libero
nn Substitute where nn = jersey number of out going player
Pts Points scored



Match Results

Match 13

IRI vs CHN
3 0

Match Duration: 1h 01m

Teams	Sets	1	2	3	Total
IRI	3	25	25	25	75
CHN	0	15	19	12	46
	Playing Time	17m	20m	18m	55m

First Referee: KOSTOPOULOS Dimosthenis (GRE)

Second Referee: AL TRAFI Amin (KSA)

IRI - Iran								
No	C/L	Name	1	2	3	4	5	Pts
2		LASHGARISANAMI Majid	3	9	12			3
3		PEIDAYESH Reza	6	6				8
4		ALIPOURIAN Davood	5	5	5			10
5		EIRI Ahmad		8				1
6		HASSANPOUR ALINAZARI Naser		3	6			4
7		BIGDELI Sadegh	3	3	3			12
8	C	EIMERY Jalil	2	2	2			6
9		EBRAHIMIBALADEZAEI Seyedsaeid	4	4	4			5
10		ZIRAH I Isa	1	1	9			5
11	L	SALEHI HAJIKOLAEI Ramezan	L	L	L			
12		KHALEGHI Mohammad	8		1			2
Coach:		REZAEIGARKANI Hadi						
Assistant Coach:		SAEBI Farid						

CHN - China								
No	C/L	Name	1	2	3	4	5	Pts
1		TONG Jiao						
2	L	SHAN Sunkui	L	L	L			
3		JIN Heng						
5		GAO Hui	3	2	3			7
6		WANG Shuo	5	4	5			4
8		ZHOU Canming			12			
9	C	WANG Haidong	2	1	2			6
10		ZHAO Peiwen		12	6			1
11		ZHANG Zhongmin	6	5	6			10
12		LI Lei	4	3	4			5
13		DING Xiaochao	1	6	1			4
Coach:		LIU Fangqing						
Assistant Coach:		LU Zhixin						

TEAM AND PLAYER PERFORMANCES

Won	Total Atts	No Name
39	82	Total Team
9	15	4 ALIPOURIAN Davood
7	8	3 PEIDAYESH Reza
7	13	7 BIGDELI Sadegh
9	43	Total Team
3	6	8 EIMERY Jalil
2	5	10 ZIRAH I Isa
1	3	3 PEIDAYESH Reza
8	73	Total Team
5	17	7 BIGDELI Sadegh
1	8	2 LASHGARISANAMI Majid
1	8	8 EIMERY Jalil
19		Total Team
75	198	Total Team

Scoring Skills
Spike
Block
Serve
Opp Error
Total

Won	Total Atts	No Name
30	96	Total Team
8	23	11 ZHANG Zhongmin
7	25	5 GAO Hui
5	18	9 WANG Haidong
7	45	Total Team
2	5	11 ZHANG Zhongmin
2	9	13 DING Xiaochao
1	4	9 WANG Haidong
	48	Total Team
9		Total Team
46	189	Total Team

12	37	7 BIGDELI Sadegh
----	----	------------------

Best Scorer

10	36	11 ZHANG Zhongmin
----	----	-------------------

65 km/h	9 EBRAHIMIBALADEZAEI Seyedsaeid
---------	---------------------------------

Fastest Serve

67 km/h	11 ZHANG Zhongmin
---------	-------------------

LEGEND

Atts Attempts
L Libero player
[n] Starting line-up where n = starting position on court (i.e. positions 1 to 6)
Opp Opponent

C Team Captain
L Substitute libero
nn Substitute where nn = jersey number of out going player
Pts Points scored



Match Results

Match 16

BIH vs BRA
3 0

Match Duration: 1h 14m

Teams	Sets	1	2	3	Total
BIH	3	25	25	25	75
BRA	0	14	21	19	54
	Playing Time	18m	25m	25m	1h 08m

First Referee: PROBST Anton (GER)

Second Referee: CAMPBELL Joe (USA)

BIH - Bosnia&Herzegovina								
No	C/L	Name	1	2	3	4	5	Pts
1		GODINJAK Ismet			12			
2		MANKO Adnan	5	6	2			10
4	L	KESMER Adnan	L	L	L			
5		MEDIC Asim	6	1	3			6
6		DURAN Mirzet	2	3	5			13
7		CANCAR Nizam			5			2
8		HAMZIC Dzevad		10	12			2
9		KADRIC Benis						
10		ALIBASIC Safet	3	4	6			15
11	C	DELALIC Sabahudin	1	2	4			5
12		JUSUFOVIC Ermin	4	5	1			5
Coach:		HRUSTEMOVIC Mirza						
Assistant Coach:		CISIJA Abid						

BRA - Brazil								
No	C/L	Name	1	2	3	4	5	Pts
1		LOURENCO Gilberto	2	2	2			8
2		GOMES Levi Cesar	10		10			1
4		BARBOSA Carlos			11			
5		SILVA Daniel	6	6	11			5
6		LADEIRA Deivisson	12	12	12			
7		CAMARGO Rogerio	5					
8		de FREITAS Giovani	3	3	3			5
9		PLATINI Wellington	5	5	5			10
10	C	LEITE Renato	1	1	1			
11		OLIVEIRA Wesceley		5	6			1
12		RIBAS Anderson	4	4	4			9
Coach:		LAGES GUIMARAES Fernando						
Assistant Coach:		NAMIAS Caio						

TEAM AND PLAYER PERFORMANCES

Won	Total Atts	No Name
45	103	Total Team
12	21	10 ALIBASIC Safet
10	20	6 DURAN Mirzet
8	15	2 MANKO Adnan
11	37	Total Team
3	13	10 ALIBASIC Safet
2	4	6 DURAN Mirzet
2	5	2 MANKO Adnan
2	74	Total Team
1	17	6 DURAN Mirzet
1	2	7 CANCAR Nizam
17		Total Team
75	214	Total Team

Scoring Skills
Spike
Block
Serve
Opp Error
Total

Won	Total Atts	No Name
25	94	Total Team
7	21	1 LOURENCO Gilberto
6	22	12 RIBAS Anderson
5	19	9 PLATINI Wellington
11	43	Total Team
5	9	9 PLATINI Wellington
3	9	12 RIBAS Anderson
1	4	5 SILVA Daniel
3	55	Total Team
1	13	1 LOURENCO Gilberto
1	4	5 SILVA Daniel
1	13	8 de FREITAS Giovani
15		Total Team
54	192	Total Team

15	46	10 ALIBASIC Safet
----	----	-------------------

Best Scorer

10	35	9 PLATINI Wellington
----	----	----------------------

67 km/h	11 DELALIC Sabahudin
---------	----------------------

Fastest Serve

63 km/h	10 LEITE Renato
---------	-----------------

LEGEND

Atts Attempts
L Libero player
[n] Starting line-up where n = starting position on court (i.e. positions 1 to 6)
Opp Opponent

C Team Captain
L Substitute libero
nn Substitute where nn = jersey number of out going player
Pts Points scored



Match Results

Match 17

CHN vs RWA
3 0

Match Duration: 1h 01m

Teams	Sets	1	2	3	Total
CHN	3	25	25	25	75
RWA	0	10	13	17	40
Playing Time		15m	19m	21m	55m

First Referee: WAUCHOPE Dee (GBR)

Second Referee: FISCHER Ute (GER)

CHN - China								
No	C/L	Name	1	2	3	4	5	Pts
1		TONG Jiao			6			2
2	L	SHAN Sunkui	L	L	L			
3		JIN Heng						
5		GAO Hui	3	3				10
6		WANG Shuo	5	5	5			6
8		ZHOU Canming		9	2			5
9	C	WANG Haidong	2	2				2
10		ZHAO Peiwen			3			1
11		ZHANG Zhongmin	6	6	6			13
12		LI Lei	4	4	4			6
13		DING Xiaochao	1	1	1			2
Coach:		LIU Fangqing						
Assistant Coach:		LU Zhixin						

RWA - Rwanda								
No	C/L	Name	1	2	3	4	5	Pts
1		BIZIMANA Dominique	1	2	1			2
2		RUTIKANGA James	4	5	4			3
3		TUYISENGE Vincent						
4		RUKUNDO Jean	4					
6		MUREMA Jean Baptiste						
7		TWAGIRAYEZU Callixte			10			
8		NGIZWENIMANA Jean Bosco	6	1	6			7
9		GAHAMANYI Jean Baptiste	3	4	3			1
10		HAGENIMANA Fulgence	5	6	5			5
11		NGIRINSHUTI Eric						
15	C	VUNINGABO Emile	2	3	2			13
Coach:		KARREMAN Pieter (NED)						
Assistant Coach:		NSENGIYUMVA Jean Marie Vianney						

TEAM AND PLAYER PERFORMANCES

Won	Total Atts	No Name
34	87	Total Team
7	13	5 GAO Hui
7	19	11 ZHANG Zhongmin
5	13	6 WANG Shuo
8	28	Total Team
2	2	5 GAO Hui
2	2	11 ZHANG Zhongmin
2	7	13 DING Xiaochao
5	72	Total Team
4	13	11 ZHANG Zhongmin
1	14	5 GAO Hui
28		Total Team
75	187	Total Team

Scoring Skills
Spike
Block
Serve
Opp Error
Total

Won	Total Atts	No Name
28	97	Total Team
12	26	15 VUNINGABO Emile
6	17	8 NGIZWENIMANA Jean Bosco
4	19	10 HAGENIMANA Fulgence
2	28	Total Team
1	4	8 NGIZWENIMANA Jean Bosco
1	4	10 HAGENIMANA Fulgence
1	43	Total Team
1	7	15 VUNINGABO Emile
9		Total Team
40	168	Total Team

13	34	11 ZHANG Zhongmin
----	----	-------------------

Best Scorer

13	41	15 VUNINGABO Emile
----	----	--------------------

67 km/h	12 LI Lei
---------	-----------

Fastest Serve

66 km/h	8 NGIZWENIMANA Jean Bosco
---------	---------------------------

LEGEND

Atts Attempts
L Libero player
[n] Starting line-up where n = starting position on court (i.e. positions 1 to 6)
Opp Opponent

C Team Captain
L Substitute libero
nn Substitute where nn = jersey number of out going player
Pts Points scored



Match Results

Match 25

IRI vs BRA
3 0

Match Duration: 1h 18m

Teams	Sets	1	2	3	Total
IRI	3	25	25	25	75
BRA	0	21	15	17	53
	Playing Time	25m	22m	25m	1h 12m

First Referee: AL TRAIPI Amin (KSA)

Second Referee: EL-BAROUDY Mourad (EGY)

IRI - Iran								
No	C/L	Name	1	2	3	4	5	Pts
2		LASHGARISANAMI Majid	3	3	3			2
3		PEIDAYESH Reza	4	6	6			16
4		ALIPOURIAN Davood	3	5	5			8
5		EIRI Ahmad	10		10			
6		HASSANPOUR ALINAZARI Naser		4				2
7		BIGDELI Sadegh	1	3	3			7
8	C	EIMERY Jalil	6	2	2			2
9		EBRAHIMIBALADEZAEI Seyedsaeid	5		4			8
10		ZIRAH I Isa	2	1	1			8
11	L	SALEHI HAJIKOLAEI Ramezan	L	L	L			
12		KHALEGHI Mohammad	8	8	8			4
Coach:		REZAEIGARKANI Hadi						
Assistant Coach:		SAEBI Farid						

BRA - Brazil								
No	C/L	Name	1	2	3	4	5	Pts
1		LOURENCO Gilberto	2	2	2			7
2		GOMES Levi Cesar	10	10	10			4
4		BARBOSA Carlos						
5		SILVA Daniel	6		5			4
6		LADEIRA Deivisson		12				
7		CAMARGO Rogerio	12	1	12			
8		de FREITAS Giovanni	3	5	11			1
9		PLATINI Wellington	5	3	3			5
10	C	LEITE Renato	1	1	1			4
11		OLIVEIRA Wesceley	8	6	6			4
12		RIBAS Anderson	4	4	4			11
Coach:		LAGES GUIMARAES Fernando						
Assistant Coach:		NAMIAS Caio						

TEAM AND PLAYER PERFORMANCES

Won	Total Atts	No Name
43	99	Total Team
12	18	3 PEIDAYESH Reza
7	16	9 EBRAHIMIBALADEZAEI Seyedsaeid
7	15	10 ZIRAH I Isa
6	39	Total Team
2	7	3 PEIDAYESH Reza
1	7	10 ZIRAH I Isa
1	3	12 KHALEGHI Mohammad
8	74	Total Team
3	11	4 ALIPOURIAN Davood
2	6	2 LASHGARISANAMI Majid
2	11	3 PEIDAYESH Reza
18		Total Team
75	212	Total Team

Scoring Skills
Spike
Block
Serve
Opp Error
Total

Won	Total Atts	No Name
26	89	Total Team
8	24	12 RIBAS Anderson
4	16	9 PLATINI Wellington
4	15	1 LOURENCO Gilberto
13	50	Total Team
3	4	12 RIBAS Anderson
3	9	1 LOURENCO Gilberto
2	2	2 GOMES Levi Cesar
1	54	Total Team
1	11	10 LEITE Renato
13		Total Team
53	193	Total Team

16	36	3 PEIDAYESH Reza
----	----	------------------

Best Scorer

11	33	12 RIBAS Anderson
----	----	-------------------

61 km/h	3 PEIDAYESH Reza
---------	------------------

Fastest Serve

64 km/h	9 PLATINI Wellington
---------	----------------------

LEGEND

Atts Attempts
L Libero player
[n] Starting line-up where n = starting position on court (i.e. positions 1 to 6)
Opp Opponent

C Team Captain
L Substitute libero
nn Substitute where nn = jersey number of out going player
Pts Points scored



Match Results

Match 28

BIH vs RWA
3 0

Match Duration: 56m

Teams	Sets	1	2	3	Total
BIH	3	25	25	25	75
RWA	0	7	12	8	27
	Playing Time	15m	19m	16m	50m

First Referee: MEIJER Benno (NED)

Second Referee: ARCHIBALD Glynn (GBR)

BIH - Bosnia&Herzegovina								
No	C/L	Name	1	2	3	4	5	Pts
1		GODINJAK Ismet			5			2
2		MANKO Adnan	6	5	6			11
4	L	KESMER Adnan	L	L	L			
5		MEDIC Asim	1					2
6		DURAN Mirzet	3		3			7
7		CANCAR Nizam		2	1			10
8		HAMZIC Dzevad			4			
9		KADRIC Benis		6				2
10		ALIBASIC Safet	4	3				10
11	C	DELALIC Sabahudin	2	1	2			4
12		JUSUFOVIC Ermin	5	4				6
Coach:		HRUSTEMOVIC Mirza						
Assistant Coach:		CISIJA Abid						

RWA - Rwanda								
No	C/L	Name	1	2	3	4	5	Pts
1		BIZIMANA Dominique	3	3	3			3
2		RUTIKANGA James	6	6	6			1
3		TUYISENGE Vincent						
4		RUKUNDO Jean		2				
6		MUREMA Jean Baptiste						
7		TWAGIRAYEZU Callixte	8	2	2			2
8		NGIZWENIMANA Jean Bosco	2		9			
9		GAHAMANYI Jean Baptiste	5	5	5			2
10		HAGENIMANA Fulgence	1	1	11			2
11		NGIRINSHUTI Eric		10	1			
15	C	VUNINGABO Emile	4	4	4			5
Coach:		KARREMAN Pieter (NED)						
Assistant Coach:		NSENGIYUMVA Jean Marie Vianney						

TEAM AND PLAYER PERFORMANCES

Won	Total Atts	No Name
26	64	Total Team
6	8	2 MANKO Adnan
5	8	10 ALIBASIC Safet
4	7	7 CANCAR Nizam
11	22	Total Team
3	4	10 ALIBASIC Safet
3	4	11 DELALIC Sabahudin
2	2	6 DURAN Mirzet
17	73	Total Team
5	17	2 MANKO Adnan
4	9	7 CANCAR Nizam
3	11	12 JUSUFOVIC Ermin
21		Total Team
75	159	Total Team

Scoring Skills
Spike
Block
Serve
Opp Error
Total

Won	Total Atts	No Name
9	59	Total Team
3	18	15 VUNINGABO Emile
2	8	1 BIZIMANA Dominique
2	11	9 GAHAMANYI Jean Baptiste
3	34	Total Team
1	2	1 BIZIMANA Dominique
1	2	7 TWAGIRAYEZU Callixte
1	8	10 HAGENIMANA Fulgence
3	29	Total Team
2	6	15 VUNINGABO Emile
1	4	2 RUTIKANGA James
12		Total Team
27	122	Total Team

11	28	2 MANKO Adnan
----	----	---------------

Best Scorer

5	36	15 VUNINGABO Emile
---	----	--------------------

71 km/h	10 ALIBASIC Safet
---------	-------------------

Fastest Serve

66 km/h	7 TWAGIRAYEZU Callixte
---------	------------------------

LEGEND			
Atts	Attempts	C	Team Captain
L	Libero player	L	Substitute libero
[n]	Starting line-up where n = starting position on court (i.e. positions 1 to 6)	nn	Substitute where nn = jersey number of out going player
Opp	Opponent	Pts	Points scored



Match Results

Match 30

BRA vs CHN
3 0

Match Duration: 1h 19m

Teams	Sets	1	2	3	Total
BRA	3	25	25	25	75
CHN	0	17	23	20	60
	Playing Time	23m	26m	24m	1h 13m

First Referee: MANNERSUO Sari (FIN)

Second Referee: PROBST Anton (GER)

BRA - Brazil									
No	C/L	Name	1	2	3	4	5	Pts	
1		LOURENCO Gilberto	3	4	3			12	
2		GOMES Levi Cesar		10	10			1	
4		BARBOSA Carlos							
5		SILVA Daniel	1	2	1			3	
6		LADEIRA Deivisson							
7		CAMARGO Rogerio		12	12				
8		de FREITAS Giovanni	4	5	4			12	
9		PLATINI Wellington	6	1	6			8	
10	C	LEITE Renato	2	3	2			6	
11		OLIVEIRA Wesley	8	8	5				
12		RIBAS Anderson	5	6	4			16	
Coach:		LAGES GUIMARAES Fernando							
Assistant Coach:		NAMIAS Caio							

CHN - China									
No	C/L	Name	1	2	3	4	5	Pts	
1		TONG Jiao							
2	L	SHAN Sunkui	L	L	L				
3		JIN Heng							
5		GAO Hui	3	3	2			8	
6		WANG Shuo	5	5	4			3	
8		ZHOU Canming		6				2	
9	C	WANG Haidong	2	2	1			7	
10		ZHAO Peiwen			5				
11		ZHANG Zhongmin	6	6	5			16	
12		LI Lei	4	4	3			5	
13		DING Xiaochao	1	1	6			2	
Coach:		LIU Fangqing							
Assistant Coach:		LU Zhixin							

TEAM AND PLAYER PERFORMANCES

Won	Total Atts	No Name
43	94	Total Team
15	29	12 RIBAS Anderson
9	19	1 LOURENCO Gilberto
8	14	8 de FREITAS Giovanni
9	54	Total Team
3	17	1 LOURENCO Gilberto
2	7	10 LEITE Renato
2	8	8 de FREITAS Giovanni
6	74	Total Team
2	17	10 LEITE Renato
2	9	8 de FREITAS Giovanni
1	10	9 PLATINI Wellington
17		Total Team
75	222	Total Team

Scoring Skills
Spike
Block
Serve
Opp Error
Total

Won	Total Atts	No Name
35	109	Total Team
14	26	11 ZHANG Zhongmin
6	19	9 WANG Haidong
5	24	12 LI Lei
3	42	Total Team
2	7	11 ZHANG Zhongmin
1	5	9 WANG Haidong
5	61	Total Team
3	11	5 GAO Hui
1	6	6 WANG Shuo
1	5	8 ZHOU Canming
17		Total Team
60	212	Total Team

16	41	12 RIBAS Anderson
----	----	-------------------

Best Scorer

16	40	11 ZHANG Zhongmin
----	----	-------------------

57 km/h	10 LEITE Renato
---------	-----------------

Fastest Serve

64 km/h	11 ZHANG Zhongmin
---------	-------------------

LEGEND

Atts Attempts
L Libero player
[n] Starting line-up where n = starting position on court (i.e. positions 1 to 6)
Opp Opponent

C Team Captain
L Substitute libero
nn Substitute where nn = jersey number of out going player
Pts Points scored



Match Results

Match 32

IRI vs BIH
3 1

Match Duration: 1h 45m

Teams	Sets	1	2	3	4	Total
IRI	3	22	25	25	25	97
BIH	1	25	18	18	22	83
	Playing Time	24m	23m	22m	27m	1h 36m

First Referee: JASINSKI Dariusz (POL)

Second Referee: PLESNIK Janko (SLO)

IRI - Iran								
No	C/L	Name	1	2	3	4	5	Pts
2		LASHGARISANAMI Majid	8	2	1	1		7
3		PEIDAYESH Reza	5	6	5	5		12
4		ALIPOURIAN Davood	4	5	4	4		15
5		EIRI Ahmad		10	10	10		
6		HASSANPOUR ALINAZARI Naser		2				
7		BIGDELI Sadegh	2	3	2	2		12
8	C	EIMERY Jalil	1			3		
9		EBRAHIMBALADEZAEI Seyedsaeid	3	4	3	3		16
10		ZIRAH I Isa	6	1	6	6		19
11	L	SALEHI HAJIKOLAEI Ramezan	L	L	L	L		
12		KHALEGHI Mohammad			2			
Coach:		REZAEIGARKANI Hadi						
Assistant Coach:		SAEBI Farid						

BIH - Bosnia&Herzegovina								
No	C/L	Name	1	2	3	4	5	Pts
1		GODINJAK Ismet	11					
2		MANKO Adnan	6	6	4	6		7
4	L	KESMER Adnan	L	L	L	L		
5		MEDIC Asim	1	1	5	1		10
6		DURAN Mirzet	3	3	1	3		15
7		CANCAR Nizam	12	12		12		1
8		HAMZIC Dzevad		2	12			1
9		KADRIC Benis		5	5			5
10		ALIBASIC Safet	4	4	2	4		12
11	C	DELALIC Sabahudin	2	2	6	2		3
12		JUSUFOVIC Ermin	5	5	3	5		4
Coach:		HRUSTEMOVIC Mirza						
Assistant Coach:		CISIJA Abid						

TEAM AND PLAYER PERFORMANCES

Won	Total Atts	No Name
61	165	Total Team
16	34	10 ZIRAH I Isa
14	36	9 EBRAHIMBALADEZAEI Seyedsaeid
10	29	4 ALIPOURIAN Davood
16	62	Total Team
4	5	3 PEIDAYESH Reza
4	21	7 BIGDELI Sadegh
3	9	10 ZIRAH I Isa
4	96	Total Team
3	25	4 ALIPOURIAN Davood
1	15	9 EBRAHIMBALADEZAEI Seyedsaeid
16		Total Team
97	323	Total Team

Scoring Skills
Spike
Block
Serve
Opp Error
Total

Won	Total Atts	No Name
44	155	Total Team
14	32	6 DURAN Mirzet
8	25	10 ALIBASIC Safet
7	26	5 MEDIC Asim
13	74	Total Team
4	12	10 ALIBASIC Safet
3	8	2 MANKO Adnan
2	6	5 MEDIC Asim
1	84	Total Team
1	16	5 MEDIC Asim
25		Total Team
83	313	Total Team

19	47	10 ZIRAH I Isa
----	----	----------------

Best Scorer

15	56	6 DURAN Mirzet
----	----	----------------

61 km/h	4 ALIPOURIAN Davood
---------	---------------------

Fastest Serve

61 km/h	5 MEDIC Asim
---------	--------------

LEGEND

Atts Attempts
L Libero player
[n] Starting line-up where n = starting position on court (i.e. positions 1 to 6)
Opp Opponent

C Team Captain
L Substitute libero
nn Substitute where nn = jersey number of out going player
Pts Points scored



Players Ranking by Skills

As of SAT 8 SEP 2012 at 20:45

BEST SCORERS

Rk	No	Name	NPC	Spike	Block	Serve	Total
1	12	SAVICHEV Alexander	RUS	87	24	24	135
2	3	MILENIN Viktor	RUS	91	14	6	111
3	11	ZHANG Zhongmin	CHN	88	12	10	110
4	1	SCHIFFLER Alexander	GER	90	11	1	102
5	5	GAO Hui	CHN	85	6	4	95
5	12	IBRAHIM Mohamed	EGY	66	22	7	95
7	12	RIBAS Anderson	BRA	73	16	4	93
8	7	WIESENTHAL Heiko	GER	68	21	3	92
9	9	SCHRAPP Jurgen	GER	73	7	4	84
10	6	DURAN Mirzet	BIH	61	17	4	82
11	10	ALIBASIC Safet	BIH	55	19	3	77
12	6	KHAMIS Ahmed Mohammed Soliman	EGY	55	20	1	76
13	9	LAVRINOVICH Andrei	RUS	54	10	10	74
14	1	LOURENCO Gilberto	BRA	54	10	5	69
14	9	WANG Haidong	CHN	53	6	10	69
14	1	ABDELMAKSOD Hesham	EGY	50	13	6	69
14	3	RENGER Thomas	GER	45	16	8	69
18	2	MANKO Adnan	BIH	42	16	6	64
18	10	ZIRAHY Isa	IRI	45	15	4	64
20	4	MUNRO John	GBR	42	19	2	63
21	4	ALIPOURIAN Davood	IRI	41	11	10	62
22	10	HERZOG Christoph	GER	46	12	3	61
22	7	GORDIENKO Dmitry	RUS	51	4	6	61
24	4	ABDEL AZIZ Ashraf Zaghoul	EGY	42	12	5	59
24	9	EBRAHIMIBALADEZAEI Seyedsaeid	IRI	47	8	4	59
26	7	BIGDELI Sadegh	IRI	43	8	7	58
27	5	KARTASHEV Svyatoslav	RUS	26	25	5	56
28	12	LI Lei	CHN	42	6	6	54
29	2	PHILLIPS Justin	GBR	44	2	3	49
29	3	PEIDAYESH Reza	IRI	39	8	2	49
31	7	FADL Ahmed Mohammed	EGY	36	12	-	48
32	9	PLATINI Wellington	BRA	27	19	1	47
33	5	MEDIC Asim	BIH	34	9	2	45
34	5	SILVA Daniel	BRA	30	11	3	44
34	10	WALKER Charles	GBR	28	10	6	44
34	8	RAIMONDO Anton	GBR	34	8	2	44
37	12	JUSUFOVIC Ermin	BIH	26	10	5	41
38	9	SAAD Elsayed Moussa	EGY	31	8	1	40
39	8	de FREITAS Giovani	BRA	24	8	6	38
40	2	LASHGARISANAMI Majid	IRI	26	7	4	37
41	7	CANCAR Nizam	BIH	20	8	7	35
42	11	DELALIC Sabahudin	BIH	14	13	4	31
43	10	LEITE Renato	BRA	20	5	5	30
44	3	ABD EL WAHAB HASSAN Yasser Saad	EGY	20	5	4	29
45	14	SCHIEWE Torben	GER	11	9	7	27
46	12	KHALEGHI Mohammad	IRI	20	4	2	26
47	6	WANG Shuo	CHN	20	4	1	25
48	6	HASSANPOUR ALINAZARI Naser	IRI	19	4	1	24
49	9	DOBELL Richard	GBR	15	6	2	23
50	8	EIMERY Jalil	IRI	12	6	4	22
51	7	RICHARDSON Robert	GBR	5	4	10	19
52	11	SAYILIR Barbaros	GER	10	4	4	18
53	13	DING Xiaochao	CHN	6	9	2	17
54	9	KADRIC Benis	BIH	11	4	1	16
54	11	OLIVEIRA Wesclley	BRA	4	10	2	16
54	2	GOMES Levi Cesar	BRA	11	5	-	16
57	10	ZHAO Peiwen	CHN	7	5	-	12
57	5	HALL Benjamin Thomas	GBR	8	4	-	12



Players Ranking by Skills

As of SAT 8 SEP 2012 at 20:45

BEST SCORERS

Rk	No	Name	NPC	Spike	Block	Serve	Total
57	5	EIRI Ahmad	IRI	10	1	1	12
60	5	ELBAHAHEY Taher Adel	EGY	10	1	-	11
60	4	YAKUNIN Sergey	RUS	2	6	3	11
62	7	CAMARGO Rogerio	BRA	8	1	-	9
62	6	VOLKOV Aleksei	RUS	5	3	1	9
64	8	HAMZIC Dzevad	BIH	4	3	-	7
64	8	ZHOU Canming	CHN	6	-	1	7
64	3	SCOTT Samuel	GBR	6	1	-	7
67	6	LADEIRA Deivisson	BRA	2	1	3	6
68	4	BARBOSA Carlos	BRA	2	2	1	5
69	1	TONG Jiao	CHN	3	1	-	4
69	2	KHALIL Tamer Morgan	EGY	3	-	1	4
69	8	EZZELDIN MOHAMED Mohamed	EGY	4	-	-	4
72	11	ROBERTS James	GBR	-	-	3	3
72	5	HAEHNLEIN Stefan	GER	3	-	-	3
74	1	GODINJAK Ismet	BIH	2	-	-	2
74	10	AHMED ABDEL LATIF Abdel Nabi	EGY	2	-	-	2
74	8	SCHLORF Peter	GER	1	1	-	2
74	1	BUKIN Tanatkan	RUS	1	-	1	2
78	1	RANA Netra	GBR	1	-	-	1
78	11	SALEHI HAJIKOLAEI Ramezan	IRI	1	-	-	1
78	11	KRUPIN Anatolii	RUS	1	-	-	1
NR	15	VUNINGABO Emile	RWA	32	6	4	42
NR	3	EL JAMILI Hicham	MAR	30	5	3	38
NR	9	AZIANI Hicham	MAR	27	10	1	38
NR	10	HAGENIMANA Fulgence	RWA	19	7	-	26
NR	8	ZAABOUL Youness	MAR	17	4	3	24
NR	11	ESSAADI Karim	MAR	11	8	2	21
NR	8	NGIZWENIMANA Jean Bosco	RWA	16	4	1	21
NR	1	BIZIMANA Dominique	RWA	15	2	-	17
NR	12	CHTAIBI Khalid	MAR	12	1	-	13
NR	2	RUTIKANGA James	RWA	6	2	4	12
NR	9	GAHAMANYI Jean Baptiste	RWA	10	-	2	12
NR	7	SOUABI Mohamed	MAR	8	2	-	10
NR	2	ANISS Abderrahim	MAR	4	-	5	9
NR	7	TWAGIRAYEZU Callixte	RWA	4	3	1	8
NR	5	EL FITIR Abdelghani	MAR	2	-	1	3
NR	3	TUYISENGE Vincent	RWA	3	-	-	3
Tournament Totals				2520	676	301	4805



Players Ranking by Skills

As of SAT 8 SEP 2012 at 20:45

BEST SPIKERS

Scoring Spike	Rk	No	Name	NPC	Spikes	Faults	Shots	Total Attempts	Eff %	
	1	6	DURAN Mirzet	BIH	61	22	56	139	28.06	
	2	9	LAVRINOVICH Andrei	RUS	54	22	60	136	23.53	
	3	9	WANG Haidong	CHN	53	20	70	143	23.08	
	4	5	GAO Hui	CHN	85	33	119	237	21.94	
	5	1	LOURENCO Gilberto	BRA	54	24	60	138	21.74	
	6	1	SCHIFFLER Alexander	GER	90	43	90	223	21.08	
	7	2	MANKO Adnan	BIH	42	18	66	126	19.05	
	8	7	WIESENTHAL Heiko	GER	68	34	83	185	18.38	
	9	12	RIBAS Anderson	BRA	73	39	75	187	18.18	
	10	3	MILENIN Viktor	RUS	91	48	108	247	17.41	
	11	7	GORDIENKO Dmitry	RUS	51	26	67	144	17.36	
	12	4	MUNRO John	GBR	42	20	73	135	16.30	
	13	10	ALIBASIC Safet	BIH	55	33	49	137	16.06	
	14	9	SCHRAPP Jurgen	GER	73	37	115	225	16.00	
	15	11	ZHANG Zhongmin	CHN	88	47	130	265	15.47	
	16	9	EBRAHIMIBALADEZAEI Seyedsaeid	IRI	47	28	51	126	15.08	
	17	12	SAVICHEV Alexander	RUS	87	59	90	236	11.86	
	18	12	IBRAHIM Mohamed	EGY	66	45	89	200	10.50	
	19	10	HERZOG Christoph	GER	46	32	68	146	9.59	
	20	5	MEDIC Asim	BIH	34	24	61	119	8.40	
	21	1	ABDELMAKSOD Hesham	EGY	50	37	90	177	7.34	
	22	2	PHILLIPS Justin	GBR	44	33	90	167	6.59	
	23	8	RAIMONDO Anton	GBR	34	30	53	117	3.42	
	NR	3	EL JAMILI Hicham	MAR	30	24	73	127	4.72	
	NR	10	HAGENIMANA Fulgence	RWA	19	16	47	82	3.66	
	NR	9	AZIANI Hicham	MAR	27	26	83	136	0.74	
Limit										
15.00%	Tournament Totals					2520	1515	3729	7764	12.94



Players Ranking by Skills

As of SAT 8 SEP 2012 at 20:45

BEST BLOCKERS

Scoring Block	Rk	No	Name	NPC	Kill Blocks	Faults	Rebounds	Total Attempts	Avg by Set
	1	4	MUNRO John	GBR	19	17	23	59	0.90
	2	5	KARTASHEV Svyatoslav	RUS	25	36	43	104	0.86
	3	12	SAVICHEV Alexander	RUS	24	28	50	102	0.83
	3	10	ALIBASIC Safet	BIH	19	19	18	56	0.83
	5	12	IBRAHIM Mohamed	EGY	22	36	39	97	0.79
	6	9	PLATINI Wellington	BRA	19	20	21	60	0.76
	7	7	WIESENTHAL Heiko	GER	21	22	25	68	0.75
	8	6	DURAN Mirzet	BIH	17	16	29	62	0.74
	9	6	KHAMIS Ahmed Mohammed Soliman	EGY	20	20	42	82	0.71
	10	2	MANKO Adnan	BIH	16	30	26	72	0.70
	11	10	ZIRAH Iisa	IRI	15	13	19	47	0.65
	12	12	RIBAS Anderson	BRA	16	17	13	46	0.64
	13	3	RENGER Thomas	GER	16	39	47	102	0.57
	13	11	DELALIC Sabahudin	BIH	13	20	31	64	0.57
	15	3	MILENIN Viktor	RUS	14	27	23	64	0.48
	15	4	ALIPOURIAN Davood	IRI	11	27	23	61	0.48
	15	10	WALKER Charles	GBR	10	18	29	57	0.48
	15	11	ZHANG Zhongmin	CHN	12	8	16	36	0.48
	19	1	ABDELMAKSOD Hesham	EGY	13	28	26	67	0.46
	20	5	SILVA Daniel	BRA	11	17	32	60	0.44
	21	4	ABDEL AZIZ Ashraf Zaghloul	EGY	12	23	33	68	0.43
	21	7	FADL Ahmed Mohammed	EGY	12	18	19	49	0.43
	21	10	HERZOG Christoph	GER	12	22	14	48	0.43
	21	12	JUSUFOVIC Ermin	BIH	10	11	13	34	0.43
	25	1	LOURENCO Gilberto	BRA	10	21	28	59	0.40
	25	11	OLIVEIRA Wesley	BRA	10	10	13	33	0.40
	27	1	SCHIFFLER Alexander	GER	11	22	29	62	0.39
	27	5	MEDIC Asim	BIH	9	15	23	47	0.39
	29	8	RAIMONDO Anton	GBR	8	11	21	40	0.38
	30	13	DING Xiaochao	CHN	9	31	36	76	0.36
	31	7	BIGDELI Sadegh	IRI	8	26	27	61	0.35
	31	9	EBRAHIMIBALADEZAEI Seyedxaeid	IRI	8	10	11	29	0.35
	31	7	CANCAR Nizam	BIH	8	7	9	24	0.35
	31	3	PEIDAYESH Reza	IRI	8	9	5	22	0.35
	35	9	LAVRINOVICH Andrei	RUS	10	15	18	43	0.34
	36	14	SCHIEWE Torben	GER	9	22	31	62	0.32
	36	8	de FREITAS Giovanni	BRA	8	25	22	55	0.32
	38	2	LASHGARISANAMI Majid	IRI	7	6	10	23	0.30
	39	9	SAAD Elsayed Moussa	EGY	8	9	16	33	0.29
	39	9	DOBELL Richard	GBR	6	14	12	32	0.29
	41	8	EIMERY Jalil	IRI	6	8	9	23	0.26
	42	9	SCHRAPP Jurgen	GER	7	12	17	36	0.25
	43	12	LI Lei	CHN	6	26	50	82	0.24
	43	5	GAO Hui	CHN	6	18	22	46	0.24
	43	9	WANG Haidong	CHN	6	13	14	33	0.24
	46	4	YAKUNIN Sergey	RUS	6	18	11	35	0.21
	47	10	LEITE Renato	BRA	5	14	19	38	0.20
	47	10	ZHAO Peiwen	CHN	5	11	14	30	0.20
	47	2	GOMES Levi Cesar	BRA	5	4	5	14	0.20
	50	7	RICHARDSON Robert	GBR	4	17	18	39	0.19
	50	5	HALL Benjamin Thomas	GBR	4	5	3	12	0.19
	52	3	ABD EL WAHAB HASSAN Yasser Saad	EGY	5	15	19	39	0.18
	53	6	HASSANPOUR ALINAZARI Naser	IRI	4	5	5	14	0.17
	53	12	KHALEGHI Mohammad	IRI	4	1	8	13	0.17
	53	9	KADRIC Benis	BIH	4	2	3	9	0.17
	56	6	WANG Shuo	CHN	4	11	16	31	0.16
	57	7	GORDIENKO Dmitry	RUS	4	16	8	28	0.14
	57	11	SAYILIR Barbaros	GER	4	6	6	16	0.14
	59	8	HAMZIC Dzevad	BIH	3	6	4	13	0.13



Players Ranking by Skills

As of SAT 8 SEP 2012 at 20:45

BEST BLOCKERS

Scoring Block	Rk	No	Name	NPC	Kill Blocks	Faults	Rebounds	Total Attempts	Avg by Set	
	60	2	PHILLIPS Justin	GBR	2	13	19	34	0.10	
	60	6	VOLKOV Aleksei	RUS	3	3	11	17	0.10	
	62	4	BARBOSA Carlos	BRA	2	-	1	3	0.08	
	63	3	SCOTT Samuel	GBR	1	3	2	6	0.05	
	64	7	CAMARGO Rogerio	BRA	1	8	13	22	0.04	
	64	5	ELBAHAAY Taher Adel	EGY	1	2	4	7	0.04	
	64	5	EIRI Ahmad	IRI	1	4	-	5	0.04	
	64	1	TONG Jiao	CHN	1	1	1	3	0.04	
	64	8	SCHLORF Peter	GER	1	1	1	3	0.04	
	64	6	LADEIRA Deivisson	BRA	1	1	-	2	0.04	
	70	5	HAEHNLEIN Stefan	GER	-	2	5	7	0.00	
	70	1	GODINJAK Ismet	BIH	-	1	4	5	0.00	
	70	2	KHALIL Tamer Morgan	EGY	-	2	3	5	0.00	
	70	8	EZZELDIN MOHAMED Mohamed	EGY	-	2	2	4	0.00	
	70	11	SALEHI HAJIKOLAEI Ramezan	IRI	-	1	2	3	0.00	
	70	8	ZHOU Canming	CHN	-	1	1	2	0.00	
	70	1	RANA Netra	GBR	-	1	1	2	0.00	
	70	2	SHAN Sunkui	CHN	-	-	1	1	0.00	
	70	10	AHMED ABDEL LATIF Abdel Nabi	EGY	-	-	1	1	0.00	
	70	1	BUKIN Tanatkan	RUS	-	1	-	1	0.00	
	NR	9	AZIANI Hicham	MAR	10	9	14	33	0.63	
	NR	11	ESSAADI Karim	MAR	8	16	18	42	0.50	
	NR	10	HAGENIMANA Fulgence	RWA	7	14	19	40	0.44	
	NR	15	VUNINGABO Emile	RWA	6	17	28	51	0.38	
	NR	3	EL JAMILI Hicham	MAR	5	13	17	35	0.31	
	NR	8	ZAABOUL Youness	MAR	4	15	12	31	0.25	
	NR	8	NGIZWENIMANA Jean Bosco	RWA	4	6	4	14	0.25	
	NR	7	TWAGIRAYEZU Callixte	RWA	3	6	4	13	0.19	
	NR	2	RUTIKANGA James	RWA	2	13	14	29	0.13	
	NR	1	BIZIMANA Dominique	RWA	2	6	6	14	0.13	
	NR	7	SOUABI Mohamed	MAR	2	2	6	10	0.13	
	NR	12	CHTAIBI Khalid	MAR	1	12	15	28	0.06	
	NR	9	GAHAMANYI Jean Baptiste	RWA	-	8	12	20	0.00	
	NR	2	ANISS Abderrahim	MAR	-	8	7	15	0.00	
	NR	10	ABDELOUAFI Rachid	MAR	-	1	-	1	0.00	
	NR	4	RUKUNDO Jean	RWA	-	1	-	1	0.00	
	Tournament Totals					676	1187	1464	3327	2.89



Players Ranking by Skills

As of SAT 8 SEP 2012 at 20:45

BEST SERVERS

Scoring Service	Rk	No	Name	NPC	Aces	Faults	Serve Hits	Total Attempts	Avg by Set
	1	12	SAVICHEV Alexander	RUS	24	5	81	110	0.83
	2	7	RICHARDSON Robert	GBR	10	6	57	73	0.48
	3	4	ALIPOURIAN Davood	IRI	10	1	66	77	0.43
	4	9	WANG Haidong	CHN	10	13	74	97	0.40
	4	11	ZHANG Zhongmin	CHN	10	11	51	72	0.40
	6	9	LAVRINOVICH Andrei	RUS	10	4	101	115	0.34
	7	7	BIGDELI Sadegh	IRI	7	2	70	79	0.30
	7	7	CANCAR Nizam	BIH	7	1	27	35	0.30
	9	3	RENGER Thomas	GER	8	1	75	84	0.29
	9	10	WALKER Charles	GBR	6	5	53	64	0.29
	11	2	MANKO Adnan	BIH	6	3	82	91	0.26
	12	12	IBRAHIM Mohamed	EGY	7	3	101	111	0.25
	12	14	SCHIEWE Torben	GER	7	4	89	100	0.25
	14	12	LI Lei	CHN	6	2	85	93	0.24
	14	8	de FREITAS Giovanni	BRA	6	1	62	69	0.24
	16	12	JUSUFOVIC Ermin	BIH	5	-	56	61	0.22
	17	3	MILENIN Viktor	RUS	6	5	104	115	0.21
	17	7	GORDIENKO Dmitry	RUS	6	6	76	88	0.21
	17	1	ABDELMAKSOD Hesham	EGY	6	4	72	82	0.21
	20	1	LOURENCO Gilberto	BRA	5	2	88	95	0.20
	20	10	LEITE Renato	BRA	5	3	79	87	0.20
	22	4	ABDEL AZIZ Ashraf Zaghloul	EGY	5	1	84	90	0.18
	23	5	KARTASHEV Svyatoslav	RUS	5	8	85	98	0.17
	23	11	DELALIC Sabahudin	BIH	4	5	86	95	0.17
	23	6	DURAN Mirzet	BIH	4	3	81	88	0.17
	23	8	EIMERY Jalil	IRI	4	2	67	73	0.17
	23	9	EBRAHIMIBALADEZAEI Seyedsaeid	IRI	4	2	59	65	0.17
	23	10	ZIRAH Iisa	IRI	4	1	53	58	0.17
	23	2	LASHGARISANAMI Majid	IRI	4	3	50	57	0.17
	30	5	GAO Hui	CHN	4	1	87	92	0.16
	30	12	RIBAS Anderson	BRA	4	2	45	51	0.16
	32	9	SCHRAPP Jurgen	GER	4	3	105	112	0.14
	32	3	ABD EL WAHAB HASSAN Yasser Saad	EGY	4	6	66	76	0.14
	32	2	PHILLIPS Justin	GBR	3	4	64	71	0.14
	32	11	SAYILIR Barbaros	GER	4	-	21	25	0.14
	32	11	ROBERTS James	GBR	3	5	13	21	0.14
	37	10	ALIBASIC Safet	BIH	3	3	73	79	0.13
	38	5	SILVA Daniel	BRA	3	9	43	55	0.12
	38	6	LADEIRA Deivisson	BRA	3	-	23	26	0.12
	40	7	WIESENTHAL Heiko	GER	3	8	81	92	0.11
	40	10	HERZOG Christoph	GER	3	4	69	76	0.11
	42	9	DOBELL Richard	GBR	2	2	61	65	0.10
	42	8	RAIMONDO Anton	GBR	2	7	45	54	0.10
	42	4	YAKUNIN Sergey	RUS	3	5	44	52	0.10
	42	4	MUNRO John	GBR	2	5	26	33	0.10
	46	5	MEDIC Asim	BIH	2	4	57	63	0.09
	46	3	PEIDAYESH Reza	IRI	2	-	44	46	0.09
	46	12	KHALEGHI Mohammad	IRI	2	-	25	27	0.09
	49	13	DING Xiaochao	CHN	2	-	74	76	0.08
	49	11	OLIVEIRA Wescley	BRA	2	1	29	32	0.08
	51	1	SCHIFFLER Alexander	GER	1	3	89	93	0.04
	51	6	KHAMIS Ahmed Mohammed Soliman	EGY	1	1	81	83	0.04
	51	6	WANG Shuo	CHN	1	1	51	53	0.04
	51	9	PLATINI Wellington	BRA	1	4	42	47	0.04
	51	9	SAAD Elsayed Moussa	EGY	1	1	35	37	0.04
	51	5	EIRI Ahmad	IRI	1	-	31	32	0.04
	51	6	HASSANPOUR ALINAZARI Naser	IRI	1	1	30	32	0.04
	51	2	KHALIL Tamer Morgan	EGY	1	1	9	11	0.04
	51	8	ZHOU Canming	CHN	1	-	8	9	0.04



Players Ranking by Skills

As of SAT 8 SEP 2012 at 20:45

BEST SERVERS

Scoring Service	Rk	No	Name	NPC	Aces	Faults	Serve Hits	Total Attempts	Avg by Set	
	51	9	KADRIC Benis	BIH	1	1	5	7	0.04	
	51	4	BARBOSA Carlos	BRA	1	-	2	3	0.04	
	62	6	VOLKOV Aleksei	RUS	1	1	31	33	0.03	
	62	1	BUKIN Tanatkan	RUS	1	-	1	2	0.03	
	64	7	FADL Ahmed Mohammed	EGY	-	-	58	58	0.00	
	64	7	CAMARGO Rogerio	BRA	-	3	30	33	0.00	
	64	10	ZHAO Peiwen	CHN	-	3	27	30	0.00	
	64	5	ELBAHAEY Taher Adel	EGY	-	-	23	23	0.00	
	64	5	HAEHNLEIN Stefan	GER	-	3	17	20	0.00	
	64	8	HAMZIC Dzevad	BIH	-	-	19	19	0.00	
	64	8	EZZELDIN MOHAMED Mohamed	EGY	-	-	15	15	0.00	
	64	2	GOMES Levi Cesar	BRA	-	1	11	12	0.00	
	64	1	GODINJAK Ismet	BIH	-	-	7	7	0.00	
	64	3	SCOTT Samuel	GBR	-	2	4	6	0.00	
	64	1	TONG Jiao	CHN	-	-	4	4	0.00	
	64	11	KRUPIN Anatolii	RUS	-	-	2	2	0.00	
	64	10	AHMED ABDEL LATIF Abdel Nabi	EGY	-	-	1	1	0.00	
	64	8	SCHLORF Peter	GER	-	-	1	1	0.00	
	NR	2	ANISS Abderrahim	MAR	5	2	39	46	0.31	
	NR	15	VUNINGABO Emile	RWA	4	4	33	41	0.25	
	NR	2	RUTIKANGA James	RWA	4	4	25	33	0.25	
	NR	3	EL JAMILI Hicham	MAR	3	2	43	48	0.19	
	NR	8	ZAABOUL Youness	MAR	3	5	30	38	0.19	
	NR	11	ESSAADI Karim	MAR	2	-	40	42	0.13	
	NR	9	GAHAMANYI Jean Baptiste	RWA	2	4	24	30	0.13	
	NR	9	AZIANI Hicham	MAR	1	3	40	44	0.06	
	NR	8	NGIZWENIMANA Jean Bosco	RWA	1	3	18	22	0.06	
	NR	7	TWAGIRAYEZU Callixte	RWA	1	1	19	21	0.06	
	NR	5	EL FITIR Abdelghani	MAR	1	-	7	8	0.06	
	NR	1	BIZIMANA Dominique	RWA	-	2	35	37	0.00	
	NR	12	CHTAIBI Khalid	MAR	-	5	22	27	0.00	
	NR	10	HAGENIMANA Fulgence	RWA	-	1	22	23	0.00	
	NR	7	SOUABI Mohamed	MAR	-	2	7	9	0.00	
	NR	11	NGIRINSHUTI Eric	RWA	-	-	4	4	0.00	
	NR	4	RUKUNDO Jean	RWA	-	-	4	4	0.00	
	NR	3	TUYISENGE Vincent	RWA	-	-	3	3	0.00	
	Tournament Totals					301	240	4258	4799	1.29



Players Ranking by Skills

As of SAT 8 SEP 2012 at 20:45

BEST DIGGERS

Non-Scoring Diggers	Rk	No	Name	NPC	Digs	Faults	Receptions	Total Attempts	Avg by Set
	1	10	AHMED ABDEL LATIF Abdel Nabi	EGY	90	12	35	137	3.21
	2	11	SALEHI HAJIKOLAEI Ramezan	IRI	57	17	25	99	2.48
	3	12	IBRAHIM Mohamed	EGY	65	20	40	125	2.32
	4	1	RANA Netra	GBR	40	31	22	93	1.90
	5	11	DELALIC Sabahudin	BIH	39	13	42	94	1.70
	5	10	ALIBASIC Safet	BIH	39	12	33	84	1.70
	7	1	ABDELMAKSOD Hesham	EGY	45	13	48	106	1.61
	7	2	MANKO Adnan	BIH	37	19	40	96	1.61
	9	10	LEITE Renato	BRA	40	7	34	81	1.60
	10	4	ALIPOURIAN Davood	IRI	36	9	18	63	1.57
	11	3	RENGER Thomas	GER	43	11	50	104	1.54
	12	12	LI Lei	CHN	38	11	48	97	1.52
	13	13	DING Xiaochao	CHN	37	21	57	115	1.48
	14	7	BIGDELI Sadegh	IRI	32	4	18	54	1.39
	15	2	PHILLIPS Justin	GBR	29	25	21	75	1.38
	16	11	ZHANG Zhongmin	CHN	34	15	48	97	1.36
	17	1	SCHIFFLER Alexander	GER	37	16	38	91	1.32
	18	4	KESMER Adnan	BIH	30	10	8	48	1.30
	19	9	WANG Haidong	CHN	32	16	41	89	1.28
	20	12	SAVICHEV Alexander	RUS	36	11	37	84	1.24
	20	8	de FREITAS Giovanni	BRA	31	7	22	60	1.24
	22	8	EIMERY Jalil	IRI	28	7	14	49	1.22
	23	9	SCHRAPP Jurgen	GER	34	18	51	103	1.21
	24	14	SCHIEWE Torben	GER	31	11	37	79	1.11
	25	10	WALKER Charles	GBR	23	28	34	85	1.10
	25	5	KARTASHEV Svyatoslav	RUS	32	11	35	78	1.10
	27	1	LOURENCO Gilberto	BRA	27	20	28	75	1.08
	28	6	DURAN Mirzet	BIH	24	13	25	62	1.04
	28	2	LASHGARISANAMI Majid	IRI	24	4	17	45	1.04
	30	9	DOBELL Richard	GBR	21	16	43	80	1.00
	30	3	MILENIN Viktor	RUS	29	10	38	77	1.00
	30	4	ABDEL AZIZ Ashraf Zaghloul	EGY	28	13	24	65	1.00
	33	9	LAVRINOVICH Andrei	RUS	28	17	39	84	0.97
	33	7	GORDIENKO Dmitry	RUS	28	17	23	68	0.97
	35	7	RICHARDSON Robert	GBR	20	14	31	65	0.95
	36	10	HERZOG Christoph	GER	26	20	34	80	0.93
	37	9	PLATINI Wellington	BRA	23	6	21	50	0.92
	38	10	ZIRAH Iisa	IRI	20	11	9	40	0.87
	39	5	EIRI Ahmad	IRI	19	3	15	37	0.83
	40	9	SAAD Elsayed Moussa	EGY	21	7	22	50	0.75
	41	12	JUSUFOVIC Ermin	BIH	17	6	28	51	0.74
	41	6	HASSANPOUR ALINAZARI Naser	IRI	17	5	5	27	0.74
	43	7	CAMARGO Rogerio	BRA	18	5	11	34	0.72
	44	5	MEDIC Asim	BIH	16	10	23	49	0.70
	45	7	WIESENTHAL Heiko	GER	19	18	38	75	0.68
	45	12	RIBAS Anderson	BRA	17	23	18	58	0.68
	47	9	EBRAHIMIBALADEZAEI Seyedsaeid	IRI	15	8	17	40	0.65
	48	5	GAO Hui	CHN	16	18	45	79	0.64
	48	5	SILVA Daniel	BRA	16	16	20	52	0.64
	48	3	ABD EL WAHAB HASSAN Yasser Saad	EGY	18	5	28	51	0.64
	51	6	KHAMIS Ahmed Mohammed Soliman	EGY	17	6	20	43	0.61
	52	6	WANG Shuo	CHN	14	8	17	39	0.56
	53	7	FADL Ahmed Mohammed	EGY	15	8	13	36	0.54
	54	4	YAKUNIN Sergey	RUS	14	9	24	47	0.48
	55	5	HAEHNLEIN Stefan	GER	13	2	11	26	0.46
	56	3	PEIDAYESH Reza	IRI	9	3	13	25	0.39
	57	12	KHALEGHI Mohammad	IRI	8	5	1	14	0.35
	58	4	MUNRO John	GBR	7	5	7	19	0.33
	58	8	RAIMONDO Anton	GBR	7	2	8	17	0.33



Players Ranking by Skills

As of SAT 8 SEP 2012 at 20:45

BEST DIGGERS

Non-Scoring Diggers	Rk	No	Name	NPC	Digs	Faults	Receptions	Total Attempts	Avg by Set	
	60	7	CANCAR Nizam	BIH	7	3	8	18	0.30	
	61	6	VOLKOV Aleksei	RUS	8	7	24	39	0.28	
	61	8	ZHOU Canming	CHN	7	3	4	14	0.28	
	63	1	GODINJAK Ismet	BIH	6	-	-	6	0.26	
	64	10	ZHAO Peiwen	CHN	6	9	20	35	0.24	
	64	2	SHAN Sunkui	CHN	6	6	5	17	0.24	
	66	8	HAMZIC Dzevad	BIH	5	2	4	11	0.22	
	67	5	ELBAHAIEY Taher Adel	EGY	5	4	12	21	0.18	
	67	8	EZZELDIN MOHAMED Mohamed	EGY	5	3	3	11	0.18	
	69	11	OLIVEIRA Wescley	BRA	4	3	5	12	0.16	
	70	2	POZDEEV Sergei	RUS	4	6	2	12	0.14	
	70	11	SAYILIR Barbaros	GER	4	-	6	10	0.14	
	70	2	KHALIL Tamer Morgan	EGY	4	1	2	7	0.14	
	73	3	SCOTT Samuel	GBR	2	1	1	4	0.10	
	74	4	BARBOSA Carlos	BRA	2	-	1	3	0.08	
	75	5	HALL Benjamin Thomas	GBR	1	2	5	8	0.05	
	75	11	ROBERTS James	GBR	1	1	2	4	0.05	
	77	6	LADEIRA Deivisson	BRA	1	3	7	11	0.04	
	77	1	TONG Jiao	CHN	1	-	-	1	0.04	
	79	2	GOMES Levi Cesar	BRA	-	3	11	14	0.00	
	79	9	KADRIC Benis	BIH	-	-	3	3	0.00	
	79	8	SCHLORF Peter	GER	-	-	1	1	0.00	
	79	11	KRUPIN Anatolii	RUS	-	1	-	1	0.00	
	NR	15	VUNINGABO Emile	RWA	24	15	35	74	1.50	
	NR	3	EL JAMILI Hicham	MAR	23	18	30	71	1.44	
	NR	8	ZAABOUL Youness	MAR	22	13	26	61	1.38	
	NR	10	ABDELOUAFI Rachid	MAR	21	17	15	53	1.31	
	NR	9	AZIANI Hicham	MAR	17	14	23	54	1.06	
	NR	2	ANISS Abderrahim	MAR	12	13	23	48	0.75	
	NR	1	BIZIMANA Dominique	RWA	12	9	25	46	0.75	
	NR	9	GAHAMANYI Jean Baptiste	RWA	12	10	16	38	0.75	
	NR	11	ESSAADI Karim	MAR	12	7	9	28	0.75	
	NR	2	RUTIKANGA James	RWA	11	10	22	43	0.69	
	NR	12	CHTAIBI Khalid	MAR	9	7	8	24	0.56	
	NR	8	NGIZWENIMANA Jean Bosco	RWA	8	10	19	37	0.50	
	NR	7	TWAGIRAYEZU Callixte	RWA	7	6	9	22	0.44	
	NR	10	HAGENIMANA Fulgence	RWA	6	8	8	22	0.38	
	NR	11	NGIRINSHUTI Eric	RWA	4	1	4	9	0.25	
	NR	3	TUYISENGE Vincent	RWA	4	3	1	8	0.25	
	NR	4	RUKUNDO Jean	RWA	1	2	2	5	0.06	
	NR	5	EL FITIR Abdelghani	MAR	-	2	5	7	0.00	
	NR	7	SOUABI Mohamed	MAR	-	3	2	5	0.00	
	NR	4	DAMI Khalid	MAR	-	-	2	2	0.00	
	Tournament Totals					1910	934	2022	4866	8.16



Players Ranking by Skills

As of SAT 8 SEP 2012 at 20:45

BEST SETTERS

Non-Scoring Set	Rk	No	Name	NPC	Running Sets	Faults	Still Sets	Total Attempts	Avg by Set
	1	13	DING Xiaochao	CHN	197	6	327	530	7.88
	2	11	DELALIC Sabahudin	BIH	147	-	245	392	6.39
	3	14	SCHIEWE Torben	GER	124	5	222	351	4.43
	4	10	LEITE Renato	BRA	109	4	169	282	4.36
	5	4	ALIPOURIAN Davood	IRI	89	2	139	230	3.87
	6	9	DOBELL Richard	GBR	80	2	155	237	3.81
	7	4	YAKUNIN Sergey	RUS	99	6	178	283	3.41
	8	3	ABD EL WAHAB HASSAN Yasser Saad	EGY	92	6	221	319	3.29
	9	8	EIMERY Jalil	IRI	64	-	68	132	2.78
	10	7	RICHARDSON Robert	GBR	49	4	156	209	2.33
	11	2	LASHGARISANAMI Majid	IRI	51	1	90	142	2.22
	12	5	ELBAHAHEY Taher Adel	EGY	51	2	80	133	1.82
	13	8	de FREITAS Giovanni	BRA	45	2	91	138	1.80
	14	3	RENGER Thomas	GER	50	2	107	159	1.79
	14	6	VOLKOV Aleksei	RUS	52	2	68	122	1.79
	16	5	KARTASHEV Svyatoslav	RUS	50	2	94	146	1.72
	17	2	MANKO Adnan	BIH	26	3	69	98	1.13
	18	12	IBRAHIM Mohamed	EGY	31	1	65	97	1.11
	19	1	ABDELMAKSOD Hesham	EGY	26	2	81	109	0.93
	19	10	HERZOG Christoph	GER	26	3	40	69	0.93
	21	5	HAEHNLEIN Stefan	GER	24	2	35	61	0.86
	22	9	PLATINI Wellington	BRA	20	3	40	63	0.80
	22	6	WANG Shuo	CHN	20	2	40	62	0.80
	24	12	LI Lei	CHN	15	-	33	48	0.60
	25	12	JUSUFOVIC Ermin	BIH	13	-	27	40	0.57
	26	5	SILVA Daniel	BRA	13	1	33	47	0.52
	26	5	EIRI Ahmad	IRI	12	1	13	26	0.52
	28	4	ABDEL AZIZ Ashraf Zaghoul	EGY	13	3	46	62	0.46
	29	10	AHMED ABDEL LATIF Abdel Nabi	EGY	12	1	25	38	0.43
	29	7	BIGDELI Sadegh	IRI	10	2	20	32	0.43
	31	7	WIESENTHAL Heiko	GER	11	2	25	38	0.39
	31	9	EBRAHIMIBALADEZAEI Seyedxaeid	IRI	9	2	20	31	0.39
	31	6	DURAN Mirzet	BIH	9	1	19	29	0.39
	31	9	SAAD Elsayed Moussa	EGY	11	-	17	28	0.39
	35	10	WALKER Charles	GBR	8	-	37	45	0.38
	36	10	ALIBASIC Safet	BIH	8	1	20	29	0.35
	37	3	MILENIN Viktor	RUS	10	-	27	37	0.34
	38	7	CAMARGO Rogerio	BRA	8	-	25	33	0.32
	39	6	HASSANPOUR ALINAZARI Naser	IRI	7	-	11	18	0.30
	40	11	SAYILIR Barbaros	GER	8	-	12	20	0.29
	40	8	RAIMONDO Anton	GBR	6	-	10	16	0.29
	42	9	LAVRINOVICH Andrei	RUS	8	1	16	25	0.28
	43	9	SCHRAPP Jurgen	GER	7	-	26	33	0.25
	44	1	RANA Netra	GBR	5	-	31	36	0.24
	44	12	SAVICHEV Alexander	RUS	7	1	28	36	0.24
	44	2	PHILLIPS Justin	GBR	5	1	27	33	0.24
	44	5	GAO Hui	CHN	6	-	25	31	0.24
	48	5	MEDIC Asim	BIH	5	-	25	30	0.22
	48	10	ZIRAHY Isa	IRI	5	1	22	28	0.22
	48	12	KHALEGHI Mohammad	IRI	5	1	12	18	0.22
	48	11	SALEHI HAJIKOLAEI Ramezan	IRI	5	2	11	18	0.22
	52	7	FADL Ahmed Mohammed	EGY	5	2	19	26	0.18
	53	4	KESMER Adnan	BIH	4	-	11	15	0.17
	53	3	PEIDAYESH Reza	IRI	4	-	7	11	0.17
	55	1	LOURENCO Gilberto	BRA	4	2	23	29	0.16
	55	1	TONG Jiao	CHN	4	-	21	25	0.16
	55	11	ZHANG Zhongmin	CHN	4	1	19	24	0.16
	55	6	LADEIRA Deivisson	BRA	4	1	16	21	0.16
	59	7	CANCAR Nizam	BIH	3	-	7	10	0.13



Players Ranking by Skills

As of SAT 8 SEP 2012 at 20:45

BEST SETTERS

Non-Scoring Set	Rk	No	Name	NPC	Running Sets	Faults	Still Sets	Total Attempts	Avg by Set
	60	10	ZHAO Peiwen	CHN	3	-	23	26	0.12
	60	12	RIBAS Anderson	BRA	3	-	15	18	0.12
	62	6	KHAMIS Ahmed Mohammed Soliman	EGY	3	-	37	40	0.11
	62	1	SCHIFFLER Alexander	GER	3	-	28	31	0.11
	62	8	EZZELDIN MOHAMED Mohamed	EGY	3	-	2	5	0.11
	65	7	GORDIENKO Dmitry	RUS	3	-	23	26	0.10
	65	4	MUNRO John	GBR	2	4	14	20	0.10
	67	9	WANG Haidong	CHN	2	4	15	21	0.08
	67	2	GOMES Levi Cesar	BRA	2	-	3	5	0.08
	67	2	SHAN Sunkui	CHN	2	-	1	3	0.08
	70	5	HALL Benjamin Thomas	GBR	1	-	14	15	0.05
	70	3	SCOTT Samuel	GBR	1	-	3	4	0.05
	72	8	HAMZIC Dzevad	BIH	1	1	7	9	0.04
	72	11	OLIVEIRA Wescley	BRA	1	-	6	7	0.04
	72	8	ZHOU Canming	CHN	1	-	3	4	0.04
	75	2	POZDEEV Sergei	RUS	1	-	2	3	0.03
	75	8	VOLOSNIKOV Evgeny	RUS	1	-	1	2	0.03
	77	4	BARBOSA Carlos	BRA	-	-	3	3	0.00
	77	1	GODINJAK Ismet	BIH	-	-	2	2	0.00
	77	9	KADRIC Benis	BIH	-	-	2	2	0.00
	NR	2	ANISS Abderrahim	MAR	27	3	77	107	1.69
	NR	2	RUTIKANGA James	RWA	23	2	72	97	1.44
	NR	8	ZAABOUL Youness	MAR	22	4	97	123	1.38
	NR	1	BIZIMANA Dominique	RWA	21	2	77	100	1.31
	NR	15	VUNINGABO Emile	RWA	9	1	41	51	0.56
	NR	3	EL JAMILI Hicham	MAR	8	-	42	50	0.50
	NR	4	RUKUNDO Jean	RWA	7	2	24	33	0.44
	NR	5	EL FITIR Abdelghani	MAR	6	-	24	30	0.38
	NR	11	ESSAADI Karim	MAR	5	2	28	35	0.31
	NR	12	CHTAIBI Khalid	MAR	5	1	13	19	0.31
	NR	9	AZIANI Hicham	MAR	4	3	37	44	0.25
	NR	10	HAGENIMANA Fulgence	RWA	4	-	23	27	0.25
	NR	10	ABDELOUAFI Rachid	MAR	3	-	10	13	0.19
	NR	11	NGIRINSHUTI Eric	RWA	3	-	6	9	0.19
	NR	9	GAHAMANYI Jean Baptiste	RWA	2	-	27	29	0.13
	NR	8	NGIZWENIMANA Jean Bosco	RWA	2	-	18	20	0.13
	NR	7	TWAGIRAYEZU Callixte	RWA	2	-	9	11	0.13
	NR	3	TUYISENGE Vincent	RWA	1	-	4	5	0.06
	NR	7	SOUABI Mohamed	MAR	-	-	2	2	0.00
	NR	4	DAMI Khalid	MAR	-	-	1	1	0.00
Tournament Totals					1982	118	4382	6482	8.47



Sitting Volleyball

Men



Players Ranking by Skills

As of SAT 8 SEP 2012 at 20:45

BEST RECEIVERS

Non-Scoring Receivers		Rk	No	Name	NPC	Excellents	Faults	Serve Receptions	Total Attempts	Succ %
		1	11	SALEHI HAJIKOLAEI Ramezan	IRI	96	-	4	100	96.00
		2	1	RANA Netra	GBR	119	4	14	137	86.86
		3	10	AHMED ABDEL LATIF Abdel Nabi	EGY	146	3	30	179	81.56
		4	10	WALKER Charles	GBR	80	3	23	106	75.47
Limit										
25.00%										
Tournament Totals						2954	190	855	3999	73.87



Players Ranking by Skills

As of SAT 8 SEP 2012 at 20:45

BEST LIBEROS

Non-Scoring Liberos	Rk	No	Name	NPC	Excellents	Faults	In Play	Total Attempts	Avg by Set
	1	10	AHMED ABDEL LATIF Abdel Nabi	EGY	236	15	65	316	8.43
	2	1	RANA Netra	GBR	159	35	36	230	7.57
	3	11	SALEHI HAJIKOLAEI Ramezan	IRI	153	17	29	199	6.65
	4	4	KESMER Adnan	BIH	75	14	14	103	3.26
	5	2	SHAN Sunkui	CHN	18	7	7	32	0.72
	6	2	POZDEEV Sergei	RUS	10	6	3	19	0.34
	NR	10	ABDELOUAFI Rachid	MAR	59	21	28	108	3.69

NOTES

Only players whose teams advanced to the quarterfinals are ranked.

LEGEND

Avg Average

Eff% Efficiency

NR Not Ranked

Rk Rank

Succ% Success %



Teams Ranking by Skills

As of SAT 8 SEP 2012 at 20:45

Scoring Spike	Rk	Team	Spikes	Faults	Shots	Total Attempts	Eff %
	1	IRI - Iran	303	145	326	774	20.41
	2	GER - Germany	347	176	440	963	17.76
	3	BIH - Bosnia&Herzegovina	269	130	385	784	17.73
	4	CHN - China	310	151	461	922	17.25
	5	BRA - Brazil	255	131	348	734	16.89
	6	RUS - Russia	318	177	398	893	15.79
	7	EGY - Egypt	319	205	491	1015	11.23
	8	GBR - Great Britain	183	146	353	682	5.43
	NR	MAR - Morocco	111	104	291	506	1.38
	NR	RWA - Rwanda	105	150	236	491	-
	Tournament Totals		2520	1515	3729	7764	12.94

Scoring Block	Rk	Team	Kill Blocks	Faults	Rebounds	Total Attempts	Avg by Set
	1	BIH - Bosnia&Herzegovina	99	127	160	386	4.30
	2	BRA - Brazil	88	137	167	392	3.52
	3	EGY - Egypt	93	155	204	452	3.32
	4	IRI - Iran	72	110	119	301	3.13
	5	RUS - Russia	86	144	164	394	2.97
	6	GER - Germany	81	148	175	404	2.89
	7	GBR - Great Britain	54	99	128	281	2.57
	8	CHN - China	49	120	171	340	1.96
	NR	MAR - Morocco	30	76	89	195	1.88
	NR	RWA - Rwanda	24	71	87	182	1.50
	Tournament Totals		676	1187	1464	3327	2.89

Scoring Service	Rk	Team	Aces	Faults	Serve Hits	Total Attempts	Avg by Set
	1	RUS - Russia	56	34	525	615	1.93
	2	IRI - Iran	39	12	495	546	1.70
	3	BIH - Bosnia&Herzegovina	32	20	493	545	1.39
	4	CHN - China	34	31	461	526	1.36
	5	GBR - Great Britain	28	36	323	387	1.33
	6	BRA - Brazil	30	26	454	510	1.20
	7	GER - Germany	30	26	547	603	1.07
	8	EGY - Egypt	25	17	545	587	0.89
	NR	MAR - Morocco	15	19	228	262	0.94
	NR	RWA - Rwanda	12	19	187	218	0.75
	Tournament Totals		301	240	4258	4799	1.29



Sitting Volleyball

Men



Teams Ranking by Skills

As of SAT 8 SEP 2012 at 20:45

Non-Scoring Dig	Rk	Team	Digs	Faults	Receptions	Total Attempts	Avg by Set
	1	IRI - Iran	265	76	152	493	11.52
	2	EGY - Egypt	313	92	247	652	11.18
	3	BIH - Bosnia&Herzegovina	220	88	214	522	9.57
	4	CHN - China	191	107	285	583	7.64
	5	GER - Germany	207	96	266	569	7.39
	6	GBR - Great Britain	151	125	174	450	7.19
	7	BRA - Brazil	179	93	178	450	7.16
	8	RUS - Russia	179	89	222	490	6.17
	NR	MAR - Morocco	116	94	143	353	7.25
	NR	RWA - Rwanda	89	74	141	304	5.56
	Tournament Totals		1910	934	2022	4866	8.16

Non-Scoring Set	Rk	Team	Running Sets	Faults	Still Sets	Total Attempts	Avg by Set
	1	IRI - Iran	261	12	413	686	11.35
	2	CHN - China	254	13	507	774	10.16
	3	BIH - Bosnia&Herzegovina	216	6	434	656	9.39
	4	GER - Germany	253	14	495	762	9.04
	5	EGY - Egypt	247	17	593	857	8.82
	6	BRA - Brazil	209	13	424	646	8.36
	7	RUS - Russia	231	12	437	680	7.97
	8	GBR - Great Britain	157	11	447	615	7.48
	NR	MAR - Morocco	80	13	331	424	5.00
	NR	RWA - Rwanda	74	7	301	382	4.63
	Tournament Totals		1982	118	4382	6482	8.47

Non-Scoring Reception	Rk	Team	Excellents	Faults	Serve Receptions	Total Attempts	Succ %
	1	IRI - Iran	320	7	31	358	89.39
	2	RUS - Russia	361	11	64	436	82.80
	3	BIH - Bosnia&Herzegovina	282	17	68	367	76.84
	4	GER - Germany	361	21	89	471	76.65
	5	CHN - China	333	19	87	439	75.85
	6	GBR - Great Britain	305	15	85	405	75.31
	7	EGY - Egypt	349	20	112	481	72.56
	8	BRA - Brazil	280	22	91	393	71.25
	NR	MAR - Morocco	196	28	103	327	59.94
	NR	RWA - Rwanda	167	30	125	322	51.86
	Tournament Totals		2954	190	855	3999	73.87

NOTES

Only teams advancing to the quarterfinals are ranked.

LEGEND

Avg Average **Eff%** Efficiency **NR** Not Ranked **Rk** Rank **Succ%** Success %