



COMPETITION SCHEDULE As of 5 SEP 2008

竞赛日程

Date	Start Time	Match No.	Gender	Phase	Teams	Location
SUN 7 SEP	9:30	1	Women	Preliminary-Pool B	USA vs LTU	CAU Gymnasium
	11:30	1	Men	Preliminary-Pool B	IRI vs JPN	CAU Gymnasium
	13:30	2	Women	Preliminary-Pool A	NED vs JPN	CAU Gymnasium
	15:30	2	Men	Preliminary-Pool A	BIH vs CHN	CAU Gymnasium
	17:30	3	Women	Preliminary-Pool B	CHN vs LAT	CAU Gymnasium
	19:30	3	Men	Preliminary-Pool B	EGY vs BRA	CAU Gymnasium
MON 8 SEP	9:30	4	Women	Preliminary-Pool A	SLO vs JPN	CAU Gymnasium
	11:30	4	Men	Preliminary-Pool A	RUS vs CHN	CAU Gymnasium
	13:30	5	Women	Preliminary-Pool A	NED vs UKR	CAU Gymnasium
	15:30	5	Men	Preliminary-Pool B	IRI vs BRA	CAU Gymnasium
	17:30	6	Women	Preliminary-Pool B	CHN vs LTU	CAU Gymnasium
	19:30	6	Men	Preliminary-Pool A	BIH vs IRQ	CAU Gymnasium
TUE 9 SEP	9:30	7	Women	Preliminary-Pool A	UKR vs SLO	CAU Gymnasium
	11:30	7	Men	Preliminary-Pool B	IRI vs EGY	CAU Gymnasium
	13:30	8	Women	Preliminary-Pool B	LTU vs LAT	CAU Gymnasium
	15:30	8	Men	Preliminary-Pool A	IRQ vs RUS	CAU Gymnasium
	17:30	9	Women	Preliminary-Pool B	CHN vs USA	CAU Gymnasium
	19:30	9	Men	Preliminary-Pool B	BRA vs JPN	CAU Gymnasium
WED 10 SEP	9:30	10	Women	Preliminary-Pool A	UKR vs JPN	CAU Gymnasium
	11:30	10	Men	Preliminary-Pool A	RUS vs BIH	CAU Gymnasium
	13:30	11	Women	Preliminary-Pool B	USA vs LAT	CAU Gymnasium
	15:30	11	Men	Preliminary-Pool B	EGY vs JPN	CAU Gymnasium
	17:30	12	Women	Preliminary-Pool A	SLO vs NED	CAU Gymnasium
	19:30	12	Men	Preliminary-Pool A	IRQ vs CHN	CAU Gymnasium
THU 11 SEP	10:00	13	Women	5-8 Classification	A3 vs B4	CAU Gymnasium
	12:00	13	Men	5-8 Classification	A3 vs B4	CAU Gymnasium
	16:00	14	Women	5-8 Classification	B3 vs A4	CAU Gymnasium
	18:00	14	Men	5-8 Classification	B3 vs A4	CAU Gymnasium
FRI 12 SEP	10:00	15	Women	Semifinals	A1 vs B2	CAU Gymnasium
	12:00	15	Men	Semifinals	A1 vs B2	CAU Gymnasium
	16:00	16	Women	Semifinals	B1 vs A2	CAU Gymnasium
	18:00	16	Men	Semifinals	B1 vs A2	CAU Gymnasium
SAT 13 SEP	10:00	17	Women	7-8 Classification	Loser #13 vs Loser #14	CAU Gymnasium
	12:00	17	Men	7-8 Classification	Loser #13 vs Loser #14	CAU Gymnasium
	16:00	18	Women	5-6 Classification	Winner #13 vs Winner #14	CAU Gymnasium
	18:00	18	Men	5-6 Classification	Winner #13 vs Winner #14	CAU Gymnasium



COMPETITION SCHEDULE As of 5 SEP 2008

竞赛日程

Date	Start Time	Match No.	Gender	Phase	Teams	Location
SUN 14 SEP	16:00	19	Women	Bronze Medal	Loser #15 vs Loser #16	CAU Gymnasium
	18:00	20	Women	Gold Medal	Winner #15 vs Winner #16	CAU Gymnasium
MON 15 SEP	16:00	19	Men	Bronze Medal	Loser #15 vs Loser #16	CAU Gymnasium
	18:00	20	Men	Gold Medal	Winner #15 vs Winner #16	CAU Gymnasium



COMPETITION SCHEDULE As of 10 SEP 2008

竞赛日程

Date	Start Time	Match No.	Gender	Phase	Teams	Location
SUN 7 SEP	9:30	1	Women	Preliminary-Pool B	USA vs LTU	CAU Gymnasium
	11:30	1	Men	Preliminary-Pool B	IRI vs JPN	CAU Gymnasium
	13:30	2	Women	Preliminary-Pool A	NED vs JPN	CAU Gymnasium
	15:30	2	Men	Preliminary-Pool A	BIH vs CHN	CAU Gymnasium
	17:30	3	Women	Preliminary-Pool B	CHN vs LAT	CAU Gymnasium
	19:30	3	Men	Preliminary-Pool B	EGY vs BRA	CAU Gymnasium
MON 8 SEP	9:30	4	Women	Preliminary-Pool A	SLO vs JPN	CAU Gymnasium
	11:50	4	Men	Preliminary-Pool A	RUS vs CHN	CAU Gymnasium
	13:30	5	Women	Preliminary-Pool A	NED vs UKR	CAU Gymnasium
	15:30	5	Men	Preliminary-Pool B	IRI vs BRA	CAU Gymnasium
	17:30	6	Women	Preliminary-Pool B	CHN vs LTU	CAU Gymnasium
	19:30	6	Men	Preliminary-Pool A	BIH vs IRQ	CAU Gymnasium
TUE 9 SEP	9:30	7	Women	Preliminary-Pool A	UKR vs SLO	CAU Gymnasium
	11:35	7	Men	Preliminary-Pool B	IRI vs EGY	CAU Gymnasium
	13:30	8	Women	Preliminary-Pool B	LTU vs LAT	CAU Gymnasium
	15:30	8	Men	Preliminary-Pool A	IRQ vs RUS	CAU Gymnasium
	17:30	9	Women	Preliminary-Pool B	CHN vs USA	CAU Gymnasium
	19:30	9	Men	Preliminary-Pool B	BRA vs JPN	CAU Gymnasium
WED 10 SEP	9:30	10	Women	Preliminary-Pool A	UKR vs JPN	CAU Gymnasium
	11:30	10	Men	Preliminary-Pool A	RUS vs BIH	CAU Gymnasium
	13:30	11	Women	Preliminary-Pool B	USA vs LAT	CAU Gymnasium
	15:30	11	Men	Preliminary-Pool B	EGY vs JPN	CAU Gymnasium
	17:30	12	Women	Preliminary-Pool A	SLO vs NED	CAU Gymnasium
	20:00	12	Men	Preliminary-Pool A	IRQ vs CHN	CAU Gymnasium
THU 11 SEP	10:00	13	Women	5-8 Classification	UKR vs LAT	CAU Gymnasium
	12:00	13	Men	5-8 Classification	CHN vs JPN	CAU Gymnasium
	16:00	14	Women	5-8 Classification	LTU vs JPN	CAU Gymnasium
	18:00	14	Men	5-8 Classification	BRA vs IRQ	CAU Gymnasium
FRI 12 SEP	10:00	15	Women	Semifinals	NED vs USA	CAU Gymnasium
	12:00	15	Men	Semifinals	BIH vs EGY	CAU Gymnasium
	16:00	16	Women	Semifinals	CHN vs SLO	CAU Gymnasium
	18:00	16	Men	Semifinals	IRI vs RUS	CAU Gymnasium
SAT 13 SEP	10:00	17	Women	7-8 Classification	Loser #13 vs Loser #14	CAU Gymnasium
	12:00	17	Men	7-8 Classification	Loser #13 vs Loser #14	CAU Gymnasium
	16:00	18	Women	5-6 Classification	Winner #13 vs Winner #14	CAU Gymnasium
	18:00	18	Men	5-6 Classification	Winner #13 vs Winner #14	CAU Gymnasium



COMPETITION SCHEDULE As of 10 SEP 2008

竞赛日程

Date	Start Time	Match No.	Gender	Phase	Teams	Location
SUN 14 SEP	16:00	19	Women	Bronze Medal	Loser #15 vs Loser #16	CAU Gymnasium
	18:00	20	Women	Gold Medal	Winner #15 vs Winner #16	CAU Gymnasium
MON 15 SEP	16:00	19	Men	Bronze Medal	Loser #15 vs Loser #16	CAU Gymnasium
	18:00	20	Men	Gold Medal	Winner #15 vs Winner #16	CAU Gymnasium



COMPETITION SCHEDULE As of 11 SEP 2008

竞赛日程

Date	Start Time	Match No.	Gender	Phase	Teams	Location
SUN 7 SEP	9:30	1	Women	Preliminary-Pool B	USA vs LTU	CAU Gymnasium
	11:30	1	Men	Preliminary-Pool B	IRI vs JPN	CAU Gymnasium
	13:30	2	Women	Preliminary-Pool A	NED vs JPN	CAU Gymnasium
	15:30	2	Men	Preliminary-Pool A	BIH vs CHN	CAU Gymnasium
	17:30	3	Women	Preliminary-Pool B	CHN vs LAT	CAU Gymnasium
	19:30	3	Men	Preliminary-Pool B	EGY vs BRA	CAU Gymnasium
MON 8 SEP	9:30	4	Women	Preliminary-Pool A	SLO vs JPN	CAU Gymnasium
	11:50	4	Men	Preliminary-Pool A	RUS vs CHN	CAU Gymnasium
	13:30	5	Women	Preliminary-Pool A	NED vs UKR	CAU Gymnasium
	15:30	5	Men	Preliminary-Pool B	IRI vs BRA	CAU Gymnasium
	17:30	6	Women	Preliminary-Pool B	CHN vs LTU	CAU Gymnasium
	19:30	6	Men	Preliminary-Pool A	BIH vs IRQ	CAU Gymnasium
TUE 9 SEP	9:30	7	Women	Preliminary-Pool A	UKR vs SLO	CAU Gymnasium
	11:35	7	Men	Preliminary-Pool B	IRI vs EGY	CAU Gymnasium
	13:30	8	Women	Preliminary-Pool B	LTU vs LAT	CAU Gymnasium
	15:30	8	Men	Preliminary-Pool A	IRQ vs RUS	CAU Gymnasium
	17:30	9	Women	Preliminary-Pool B	CHN vs USA	CAU Gymnasium
	19:30	9	Men	Preliminary-Pool B	BRA vs JPN	CAU Gymnasium
WED 10 SEP	9:30	10	Women	Preliminary-Pool A	UKR vs JPN	CAU Gymnasium
	11:30	10	Men	Preliminary-Pool A	RUS vs BIH	CAU Gymnasium
	13:30	11	Women	Preliminary-Pool B	USA vs LAT	CAU Gymnasium
	15:30	11	Men	Preliminary-Pool B	EGY vs JPN	CAU Gymnasium
	17:30	12	Women	Preliminary-Pool A	SLO vs NED	CAU Gymnasium
	20:00	12	Men	Preliminary-Pool A	IRQ vs CHN	CAU Gymnasium
THU 11 SEP	10:00	13	Women	5-8 Classification	UKR vs LAT	CAU Gymnasium
	12:00	13	Men	5-8 Classification	CHN vs JPN	CAU Gymnasium
	16:00	14	Women	5-8 Classification	LTU vs JPN	CAU Gymnasium
	18:00	14	Men	5-8 Classification	BRA vs IRQ	CAU Gymnasium
FRI 12 SEP	10:00	15	Women	Semifinals	NED vs USA	CAU Gymnasium
	12:00	15	Men	Semifinals	BIH vs EGY	CAU Gymnasium
	16:00	16	Women	Semifinals	CHN vs SLO	CAU Gymnasium
	18:00	16	Men	Semifinals	IRI vs RUS	CAU Gymnasium
SAT 13 SEP	10:00	17	Women	7-8 Classification	LAT vs JPN	CAU Gymnasium
	12:00	17	Men	7-8 Classification	JPN vs IRQ	CAU Gymnasium
	16:00	18	Women	5-6 Classification	UKR vs LTU	CAU Gymnasium
	18:00	18	Men	5-6 Classification	CHN vs BRA	CAU Gymnasium



COMPETITION SCHEDULE As of 11 SEP 2008

竞赛日程

Date	Start Time	Match No.	Gender	Phase	Teams	Location
SUN 14 SEP	16:00	19	Women	Bronze Medal	Loser #15 vs Loser #16	CAU Gymnasium
	18:00	20	Women	Gold Medal	Winner #15 vs Winner #16	CAU Gymnasium
MON 15 SEP	16:00	19	Men	Bronze Medal	Loser #15 vs Loser #16	CAU Gymnasium
	18:00	20	Men	Gold Medal	Winner #15 vs Winner #16	CAU Gymnasium



COMPETITION SCHEDULE As of 12 SEP 2008

竞赛日程

Date	Start Time	Match No.	Gender	Phase	Teams	Location
SUN 7 SEP	9:30	1	Women	Preliminary-Pool B	USA vs LTU	CAU Gymnasium
	11:30	1	Men	Preliminary-Pool B	IRI vs JPN	CAU Gymnasium
	13:30	2	Women	Preliminary-Pool A	NED vs JPN	CAU Gymnasium
	15:30	2	Men	Preliminary-Pool A	BIH vs CHN	CAU Gymnasium
	17:30	3	Women	Preliminary-Pool B	CHN vs LAT	CAU Gymnasium
	19:30	3	Men	Preliminary-Pool B	EGY vs BRA	CAU Gymnasium
MON 8 SEP	9:30	4	Women	Preliminary-Pool A	SLO vs JPN	CAU Gymnasium
	11:50	4	Men	Preliminary-Pool A	RUS vs CHN	CAU Gymnasium
	13:30	5	Women	Preliminary-Pool A	NED vs UKR	CAU Gymnasium
	15:30	5	Men	Preliminary-Pool B	IRI vs BRA	CAU Gymnasium
	17:30	6	Women	Preliminary-Pool B	CHN vs LTU	CAU Gymnasium
	19:30	6	Men	Preliminary-Pool A	BIH vs IRQ	CAU Gymnasium
TUE 9 SEP	9:30	7	Women	Preliminary-Pool A	UKR vs SLO	CAU Gymnasium
	11:35	7	Men	Preliminary-Pool B	IRI vs EGY	CAU Gymnasium
	13:30	8	Women	Preliminary-Pool B	LTU vs LAT	CAU Gymnasium
	15:30	8	Men	Preliminary-Pool A	IRQ vs RUS	CAU Gymnasium
	17:30	9	Women	Preliminary-Pool B	CHN vs USA	CAU Gymnasium
	19:30	9	Men	Preliminary-Pool B	BRA vs JPN	CAU Gymnasium
WED 10 SEP	9:30	10	Women	Preliminary-Pool A	UKR vs JPN	CAU Gymnasium
	11:30	10	Men	Preliminary-Pool A	RUS vs BIH	CAU Gymnasium
	13:30	11	Women	Preliminary-Pool B	USA vs LAT	CAU Gymnasium
	15:30	11	Men	Preliminary-Pool B	EGY vs JPN	CAU Gymnasium
	17:30	12	Women	Preliminary-Pool A	SLO vs NED	CAU Gymnasium
	20:00	12	Men	Preliminary-Pool A	IRQ vs CHN	CAU Gymnasium
THU 11 SEP	10:00	13	Women	5-8 Classification	UKR vs LAT	CAU Gymnasium
	12:00	13	Men	5-8 Classification	CHN vs JPN	CAU Gymnasium
	16:00	14	Women	5-8 Classification	LTU vs JPN	CAU Gymnasium
	18:00	14	Men	5-8 Classification	BRA vs IRQ	CAU Gymnasium
FRI 12 SEP	10:00	15	Women	Semifinals	NED vs USA	CAU Gymnasium
	12:30	15	Men	Semifinals	BIH vs EGY	CAU Gymnasium
	16:00	16	Women	Semifinals	CHN vs SLO	CAU Gymnasium
	18:00	16	Men	Semifinals	IRI vs RUS	CAU Gymnasium
SAT 13 SEP	10:00	17	Women	7-8 Classification	LAT vs JPN	CAU Gymnasium
	12:00	17	Men	7-8 Classification	JPN vs IRQ	CAU Gymnasium
	16:00	18	Women	5-6 Classification	UKR vs LTU	CAU Gymnasium
	18:00	18	Men	5-6 Classification	CHN vs BRA	CAU Gymnasium



COMPETITION SCHEDULE As of 12 SEP 2008

竞赛日程

Date	Start Time	Match No.	Gender	Phase	Teams	Location
SUN 14 SEP	16:00	19	Women	Bronze Medal	NED vs SLO	CAU Gymnasium
	18:00	20	Women	Gold Medal	USA vs CHN	CAU Gymnasium
MON 15 SEP	16:00	19	Men	Bronze Medal	EGY vs RUS	CAU Gymnasium
	18:00	20	Men	Gold Medal	BIH vs IRI	CAU Gymnasium



COMPETITION OFFICIALS

竞赛官员

President

WOVD Officials

ARZUMANOV Artur
COUGHLIN Karla
ELHAADAD Amr
GONG Wei
IGNATENKO Nina
KAKY Sameer
KERESTECYAN Saro
KHARZA Tarek Mahmoud
LIAO Yiping
LYNCH Kelley
MA Jing
MUSTAFINS Pavels
NOCE Franco
SAKAMOTO Yoko
SHAKLEE Katrina
SIMKUS Raimundas
ULMANIS Andris
VOETEN Hetty
WENG Xue
YANG Xiangyun
YOSHIKAI Kaori
ZHOU Xiaojie
BROUWERS Gerard
van de LOO Hendricus

RUS - Russian Federation
USA - United States of America
EGY - Egypt
CHN - People's Republic of China
RUS - Russian Federation
IRQ - Iraq
CAN - Canada
EGY - Egypt
CHN - People's Republic of China
USA - United States of America
CHN - People's Republic of China
LAT - Latvia
BRA - Brazil
JPN - Japan
USA - United States of America
LTU - Lithuania
LAT - Latvia
NED - Netherlands
CHN - People's Republic of China
CHN - People's Republic of China
JPN - Japan
CHN - People's Republic of China
NED - Netherlands
NED - Netherlands

Technical Delegate

Referees

AN Qi
BOS Irma
CAMPBELL Joseph
CHAVES Ronaldo Tadeu
CHEN Xiaodong
CHEN Xin
COUZNER Barry
ELHELALY Khaled Nasr Eid
FELDSHTEYN Viktor
FIROUZI Ebrahim
FU Hao
HE Dai
HELAC Senad
HUANG Xiao
JIANG Xuemei
JIANG Yi
JIN Huifeng
JIN Zhongren
JUNG Malsoon
KARADI Gabor
KONCNIK Peter
LEE Yong Heng

CHN - People's Republic of China
NED - Netherlands
USA - United States of America
BRA - Brazil
CHN - People's Republic of China
CHN - People's Republic of China
AUS - Australia
EGY - Egypt
UKR - Ukraine
IRI - Islamic Republic of Iran
CHN - People's Republic of China
CHN - People's Republic of China
BIH - Bosnia & Herzegovina
CHN - People's Republic of China
CHN - People's Republic of China
CHN - People's Republic of China
CHN - People's Republic of China
CHN - People's Republic of China
KOR - Korea
HUN - Hungary
SLO - Slovenia
MAS - Malaysia



COMPETITION OFFICIALS

竞赛官员

Referees

LI Lun	CHN - People's Republic of China
LI Peng	CHN - People's Republic of China
LI Tong	CHN - People's Republic of China
LIU Hong	CHN - People's Republic of China
LIU Xiaoyu	CHN - People's Republic of China
LOTAN Gabriel	ISR - Israel
LV Qingzhu	CHN - People's Republic of China
MANNERSUO Sari	FIN - Finland
MARCOUX France	CAN - Canada
MEULENKAMP Martijn	NED - Netherlands
PAVIC Ivana	CRO - Croatia
PLESNIK Janko	SLO - Slovenia
PROBST Anton	GER - Germany
QIAN Jinghong	CHN - People's Republic of China
SHANISHAH Khalid Salem	LBA - Libyan Arab Jamahiriya
SONG Zhi	CHN - People's Republic of China
SUI Xiaoyan	CHN - People's Republic of China
SUN Haitao	CHN - People's Republic of China
THORKILDSEN Toralv	NOR - Norway
UVAROV Oleg	RUS - Russian Federation
WANG Cheng	CHN - People's Republic of China
WANG Dong	CHN - People's Republic of China
WANG Feng	CHN - People's Republic of China
WANG Haojuan	CHN - People's Republic of China
WANG Jie	CHN - People's Republic of China
WANG Ran	CHN - People's Republic of China
WANG Ziling	CHN - People's Republic of China
XIA Xin	CHN - People's Republic of China
XU Liang	CHN - People's Republic of China
YU Yi	CHN - People's Republic of China
ZHANG He	CHN - People's Republic of China
ZHU Kai	CHN - People's Republic of China
le BREUILLY Denis	GBR - Great Britain
van MEENEN Pierre	FRA - France



TEAM ROSTER As of 6 SEP 2008

队伍名单

BIH - BOSNIA & HERZEGOVINA

No	C/L	Name	Sport Class	Date of Birth	Club	National Selections			
						WCH	OG	Oth	Tot
1		GODINJAK Ismet	D	17 MAR 1973	FANTOMI (BIH)	21	0	0	21
2		MANKO Adnan	D	16 JAN 1977	FANTOMI (BIH)	21	0	0	21
3		MEHMEDOVIC Ejub	D	18 OCT 1968	DRINA (BIH)	21	0	0	21
4		DURMISEVIC Esad	D	22 JAN 1972	ZENICA (BIH)	14	0	0	14
5		MEDIC Asim	MD	3 AUG 1969	SPID (BIH)	21	0	0	21
6		DURAN Mirzet	D	13 OCT 1986	FANTOMI (BIH)	7	0	0	7
7		MAHMIC Zikret	D	4 JAN 1971	ZENICA (BIH)	21	0	0	21
8		HAMZIC Dzevad	D	4 SEP 1968	SPID (BIH)	21	0	0	21
9	L	JUSUFOVIC Hidaet	D	9 DEC 1973	FANTOMI (BIH)	7	0	0	7
10		ALIBASIC Safet	D	21 DEC 1982	SINOVI BOSNE (BIH)	14	0	0	14
11	C	DELALIC Sabahudin	D	17 AUG 1972	SPID (BIH)	21	0	0	21
12		JUSUFOVIC Ermin	D	31 MAY 1981	SINOVI BOSNE (BIH)	7	0	0	7
Team Minimum									7
Team Average									16
Team Maximum									21

Uniform colours	Shirt	Shorts
Main	YELLOW	BLACK
2nd	BLUE	
3rd	WHITE	

Technical Staff:

Team Manager	BRDANOVIC Davorin
Head Coach	HRUSTEMOVIC Mirza
Assistant Coach	ALIC Nevzet
Doctor	JAGANJAC Damir
Therapist/Trainer	CISIJA Abid



TEAM ROSTER As of 6 SEP 2008

队伍名单

BRA - BRAZIL

No	C/L	Name	Sport Class	Date of Birth	Club	National Selections			
						WCH	OG	Oth	Tot
1	L	MELLO Rodrigo	D	6 JAN 1986	SUZANO P. (BRA)	0	0	0	0
2		SILVA Claudio	D	21 JUL 1969	SUZANO P. (BRA)	0	0	0	0
3		GOMES Guilherme	D	25 APR 1982	CRUZ DE MALTA (BRA)	7	0	0	7
4		ARANTES Samuel	D	28 JAN 1987	SUZANO P. (BRA)	0	0	0	0
5		SILVA Daniel	D	24 MAR 1981	UNILEHU (BRA)	0	0	0	0
6		SANTOS Deivisson	D	7 NOV 1982	CRUZ DE MALTA (BRA)	7	0	0	7
7		SILVA Gilberto	D	22 DEC 1978	PPP (BRA)	0	0	0	0
8		FREITAS Giovanni	D	26 MAR 1971	CRUZ DE MALTA (BRA)	7	0	0	7
9		ANUNCIACAO Wellington	D	25 MAR 1985	CRUZ DE MALTA (BRA)	0	0	0	0
10	C	LEITE Renato	D	11 AUG 1982	CRUZ DE MALTA (BRA)	7	0	0	7
11		OLIVEIRA Wesley	D	14 NOV 1983	ANDEF (BRA)	7	0	0	7
12		REBOLCAS Diogo	D	24 OCT 1983	CRUZ DE MALTA (BRA)	7	0	0	7
Team Minimum									0
Team Average									3
Team Maximum									7

Main YELLOW BLACK
2nd GREEN BLACK

Technical Staff:

Team Manager GONCALVES OLIVEIRA Ronaldo
Head Coach RIBEIRO Amauri
Assistant Coach SILVESTRIN Adriano
Doctor GNECCO de PROENCA Rafael
Therapist/Trainer DONISETI MICHELETTO Marcelo



TEAM ROSTER As of 6 SEP 2008

队伍名单

CHN - CHINA

No	C/L	Name	Sport Class	Date of Birth	Club	National Selections			
						WCH	OG	Oth	Tot
1		TONG Jiao	D	18 AUG 1974	SHANGHAI (CHN)	1	0	0	1
2		DOU Wencheng	D	5 AUG 1983	GANSU (CHN)	1	0	0	1
3	C	HUANG Chunji	D	11 FEB 1978	SHANGHAI (CHN)	1	0	0	1
5		GAO Hui	D	7 SEP 1987	YUNNAN (CHN)	1	0	0	1
6		LI Ji	D	12 AUG 1985	YUNNAN (CHN)	0	0	0	0
7		WANG Xiao Lang	D	15 AUG 1980	SHANGHAI (CHN)	1	0	0	1
8		ZHOU Canming	D	3 MAR 1982	ZHEJIANG (CHN)	1	0	0	1
9		WANG Haidong	D	30 JAN 1980	SHANGHAI (CHN)	1	0	0	1
10		LI Mingfa	D	17 DEC 1984	YUNNAN (CHN)	0	0	0	0
11		ZHANG Zhongmin	MD	25 AUG 1978	LIAONING (CHN)	1	0	0	1
12		LI Lei	MD	23 MAR 1991	SHANGHAI (CHN)	0	0	0	0
13	L	DING Xiaochao	D	13 JUL 1987	SHANGHAI (CHN)	0	0	0	0
Team Minimum									0
Team Average									0
Team Maximum									1

Main RED RED
2nd WHITE DARK BLUE

Technical Staff:

Team Manager LU Zhixin
Head Coach LIU Fangqing
Assistant Coach ZHANG Guiying
Doctor
Therapist/Trainer LU Zhixin



TEAM ROSTER As of 6 SEP 2008

队伍名单

EGY - EGYPT

No	C/L	Name	Sport Class	Date of Birth	Club	National Selections			
						WCH	OG	Oth	Tot
1		ELSHWIKH Hesham Salah	D	2 FEB 1975	ELHOREIA (EGY)	8	0	0	8
2		SOLIMAN Ahmed Mohamed	D	12 APR 1987	AL MOSTAKEAL (EGY)	0	0	0	0
3		ABD ELAAL Abd Elaal Mohamed	D	7 DEC 1973	ELHOREIA (EGY)	6	0	0	6
4		ABD ALLA Ashraf Zaghloul	D	24 FEB 1974	POLICE SPORT (EGY)	5	0	0	5
5	C	ELBAHAHEY Taher Adel	D	9 JUN 1972	ELHOREIA (EGY)	8	0	0	8
6		EMARA Mohamed Abd Elhamed	D	17 OCT 1971	POLICE SPORT (EGY)	5	0	0	5
7		HASSANEIN Salah Atta	D	9 SEP 1974	ELHOREIA (EGY)	6	0	0	6
8		MASSOUD Hossam Massoud	D	13 JUN 1979	POLICE SPORT (EGY)	6	0	0	6
9		MOSSA El Saad	D	28 MAY 1979	POLICE SPORT (EGY)	2	0	0	2
10	L	ABDEL-LATIF Abdel Nazy Hassan	D	18 JUN 1972	BANY SWEF (EGY)	8	0	0	8
11		ABD ELLATIF Rezek	D	8 JAN 1978	POLICE SPORT (EGY)	3	0	0	3
12		ABDELYAZID Mohamed A.	D	29 MAR 1979	POLICE SPORT (EGY)	3	0	0	3
Team Minimum									0
Team Average									5
Team Maximum									8

Main WHITE RED
2nd RED WHITE

Technical Staff:

Team Manager ABBAS Amin Abdelmonem
Head Coach de HAAN Jouke
Assistant Coach ELAIUTY Mosaad Rashad
Doctor
Therapist/Trainer ABBAS Amin Abdelmonem



TEAM ROSTER As of 6 SEP 2008

队伍名单

IRQ - IRAQ

No	C/L	Name	Sport Class	Date of Birth	Club	National Selections			
						WCH	OG	Oth	Tot
2		MOHMED Abdulmunem	D	2 SEP 1972	WESAM AL-MAJD (IRQ)	0	0	0	0
3	L	MAJEED Majeed	D	17 DEC 1967	AL-WALAA (IRQ)	8	0	0	8
4		KAABI Majeed	D	1 JUL 1967	WESAM AL-MAJD (IRQ)	21	0	0	21
5		DAHASH Ahmed	D	10 FEB 1990	AL-SHOMOK (IRQ)	0	0	0	0
6	C	AL-MIMAR Saeed	D	1 JUL 1956	AL-WALAA (IRQ)	21	0	0	21
7		ALAIBI Naser	D	28 MAR 1966	WESAM AL-MAJD (IRQ)	28	0	0	28
8		KHAYOON Mahdi	D	1 JAN 1989	WESAM AL-MAJD (IRQ)	0	0	0	0
9		AL-UGBI Hussain	D	18 OCT 1981	AL-WALAA (IRQ)	0	0	0	0
10		HATTAB Muayad	MD	1 DEC 1986	AL-WALAA (IRQ)	0	0	0	0
11		AL-SHAMMARI Salah	MD	11 DEC 1964	WESAM AL-MAJD (IRQ)	28	0	0	28
12		JUBOORI Hadi	D	20 APR 1967	AL-WALAA (IRQ)	28	0	0	28
13		WHAILANI Ahmed	D	23 AUG 1968	WESAM AL-MAJD (IRQ)	0	0	0	0
Team Minimum									0
Team Average									11
Team Maximum									28

Main GREEN GREEN
2nd WHITE BLACK

Technical Staff:

Team Manager AL-SHALAL Mohammed
Head Coach AL-ZUBAIDI Aamer
Assistant Coach QADER Ismael
Doctor
Therapist/Trainer



TEAM ROSTER As of 6 SEP 2008

队伍名单

IRI - ISLAMIC REPUBLIC of IRAN

No	C/L	Name	Sport Class	Date of Birth	Club	National Selections			
						WCH	OG	Oth	Tot
1		HOSSEINI FAR Seyed M.	D	4 APR 1972	ZOBE AHAN (IRI)	0	0	0	0
2	L	RAHIMI Mohammad Resa	D	12 OCT 1971	ZOBE AHAN (IRI)	5	0	0	5
3		PEIDAYESH Reza	D	5 SEP 1978	ZOBE AHAN (IRI)	3	0	0	3
4		ALIPOURIAN Davood	D	6 MAY 1985	GHAZVIN COMMISSION	4	0	0	4
5		HAMID ZAGEH Mahdi	D	21 DEC 1980	GHAZVIN COMMISSION	2	0	0	2
6		HASSANPOUR Naser	D	30 MAR 1974	ALFA (IRI)	4	0	0	4
7		BIGDELI Sadegh	D	26 FEB 1984	SANAT NAFT (IRI)	4	0	0	4
8	C	EIMERY Jalil	D	21 SEP 1972	ZOBE AHAN (IRI)	6	0	0	6
9		EBRAHIMIBALADEZAEI S.	MD	1 JUL 1979	ALFA (IRI)	2	0	0	2
10		ZIRAH I Isa	D	4 JUN 1979	ZOBE AHAN (IRI)	3	0	0	3
11		SALEHI HAJIKOLAEI Ramzan	D	11 MAR 1979	ALFA (IRI)	2	0	0	2
12		KHALEGHI Mohammad	D	23 OCT 1981	SANAT NAFT (IRI)	0	0	0	0
Team Minimum									0
Team Average									2
Team Maximum									6

Main	WHITE	BLACK
2nd	RED	DARK BLUE
3rd	GREEN	

Technical Staff:

Team Manager	KASHFIA Ali
Head Coach	REZAEI GARKANI Hadi
Assistant Coach	SAEBI Farid
Doctor	DEGHAM Mohammad Rahim
Therapist/Trainer	TARVERDIZADEH Bahman



TEAM ROSTER As of 6 SEP 2008

队伍名单

JPN - JAPAN

No	C/L	Name	Sport Class	Date of Birth	Club	National Selections			
						WCH	OG	Oth	Tot
1		KANAO Satoshi	D	21 SEP 1971	HARIMA KINGS (JPN)	2	0	0	2
2		YOSHIDA Hitoshi	D	13 OCT 1966	CHIBA PIRATES (JPN)	2	0	0	2
3		MINAKAWA Tetsuo	D	4 APR 1981	TOKYO PLANETS (JPN)	1	0	0	1
4		YAMAMOTO Arata	MD	6 JUN 1974	SAITAMA RED BEADS	1	0	0	1
5		NAKAYAMA Kaname	D	24 JUL 1975	KYOTO OTABES TARO	2	0	0	2
6		AZUMA Shun	D	19 MAY 1985	HACHINOHE SQUIDS	1	0	0	1
7		YONEZAWA Atsushi	D	26 JAN 1974	HIROSHIMA STONES	2	0	0	2
8	L	TAKASAGO Susumu	D	29 NOV 1973	TOKYO PLANETS (JPN)	1	0	0	1
9		TANAKA Koji	D	26 AUG 1967	CIRCUS (JPN)	2	0	0	2
10		TAKEDA Yoshihito	D	1 JUN 1967	TOKYO PLANETS (JPN)	3	0	0	3
11	C	TANABE Tsutomu	D	15 APR 1963	SAITAMA RED BEADS	2	0	0	2
12		KANEDA Susumu	D	8 DEC 1959	KYOTO OTABES TARO	0	0	0	0
Team Minimum									0
Team Average									1
Team Maximum									3

Main WHITE BLACK
2nd BLACK BLACK

Technical Staff:

Team Manager

Head Coach

TOMITA Keizo

Assistant Coach

SUZUKI Hideaki

Doctor

Therapist/Trainer

OKUBO Masaki



TEAM ROSTER As of 6 SEP 2008

队伍名单

RUS - RUSSIAN FEDERATION

No	C/L	Name	Sport Class	Date of Birth	Club	National Selections			
						WCH	OG	Oth	Tot
1		BUKIN Tanatkan	D	15 JAN 1967	RODNIK (RUS)	0	0	0	0
2		POZDEEV Sergey	D	9 AUG 1979	RODNIK (RUS)	6	0	0	6
3		MILENIN Viktor	D	21 NOV 1987	RODNIK (RUS)	6	0	0	6
4	C	YAKUNIN Sergey	D	27 FEB 1961	RODNIK (RUS)	6	0	0	6
5		UPOROV Sergey	D	20 JUN 1972	RODNIK (RUS)	0	0	0	0
6	L	VOLKOV Alexey	D	14 MAR 1983	RODNIK (RUS)	6	0	0	6
7		GORDIYENKO Dmitriy	D	17 OCT 1975	RODNIK (RUS)	6	0	0	6
8		KUZOVNIKOV Evgeny	D	22 DEC 1970	RODNIK (RUS)	0	0	0	0
9		LAVRINOVICH Andrey	D	4 DEC 1976	RODNIK (RUS)	6	0	0	6
10		BAYCHIK Alexander	D	15 APR 1982	RODNIK (RUS)	6	0	0	6
11		TIMCHENKO Maksim	D	26 JUL 1980	RODNIK (RUS)	0	0	0	0
12		SAVICHEV Alexander	D	11 MAR 1989	RODNIK (RUS)	6	0	0	6
Team Minimum									0
Team Average									4
Team Maximum									6

Main RED BLACK
2nd BLUE BLACK

Technical Staff:

Team Manager

Head Coach

D'YAKOV Victor

Assistant Coach

SEMENKINA Liudmila

Doctor

ISTOMINA Eketerina

Therapist/Trainer

Note:

The final team roster will be available after the general technical meeting.

Legend:

C Team Captain **L** Libero Player **OG** Olympic Games
Oth Other International Competitions **Tot** Total **WCH** World Championships



TEAM ROSTER As of 8 SEP 2008
队伍名单

BIH - BOSNIA & HERZEGOVINA

No	C/L	Name	Sport Class	Date of Birth	Club	National Selections			
						WCH	OG	Oth	Tot
1		GODINJAK Ismet	D	17 MAR 1973	FANTOMI (BIH)	21	0	0	21
2		MANKO Adnan	D	16 JAN 1977	FANTOMI (BIH)	21	0	0	21
3		MEHMEDOVIC Ejub	D	18 OCT 1968	DRINA (BIH)	21	0	0	21
4		DURMISEVIC Esad	D	22 JAN 1972	ZENICA (BIH)	14	0	0	14
5		MEDIC Asim	MD	3 AUG 1969	SPID (BIH)	21	0	0	21
6		DURAN Mirzet	D	13 OCT 1986	FANTOMI (BIH)	7	0	0	7
7		MAHMIC Zikret	D	4 JAN 1971	ZENICA (BIH)	21	0	0	21
8		HAMZIC Dzevad	D	4 SEP 1968	SPID (BIH)	21	0	0	21
9	L	JUSUFOVIC Hidaet	D	9 DEC 1973	FANTOMI (BIH)	7	0	0	7
10		ALIBASIC Safet	D	21 DEC 1982	SINOVI BOSNE (BIH)	14	0	0	14
11	C	DELALIC Sabahudin	D	17 AUG 1972	SPID (BIH)	21	0	0	21
12		JUSUFOVIC Ermin	D	31 MAY 1981	SINOVI BOSNE (BIH)	7	0	0	7
Team Minimum									7
Team Average									16
Team Maximum									21

Uniform colours	Shirt	Shorts
Main	YELLOW	BLACK
2nd	BLUE	
3rd	WHITE	

Technical Staff:

Team Manager	BRDANOVIC Davorin
Head Coach	HRUSTEMOVIC Mirza
Assistant Coach	ALIC Nevzet
Doctor	JAGANJAC Damir
Therapist/Trainer	CISIJA Abid



TEAM ROSTER As of 8 SEP 2008

队伍名单

BRA - BRAZIL

No	C/L	Name	Sport Class	Date of Birth	Club	National Selections			
						WCH	OG	Oth	Tot
1	L	MELLO Rodrigo	D	6 JAN 1986	SUZANO P. (BRA)	0	0	0	0
2		SILVA Claudio	D	21 JUL 1969	SUZANO P. (BRA)	0	0	0	0
3		GOMES Guilherme	D	25 APR 1982	CRUZ DE MALTA (BRA)	7	0	0	7
4		ARANTES Samuel	D	28 JAN 1987	SUZANO P. (BRA)	0	0	0	0
5		SILVA Daniel	D	24 MAR 1981	UNILEHU (BRA)	0	0	0	0
6		SANTOS Deivisson	D	7 NOV 1982	CRUZ DE MALTA (BRA)	7	0	0	7
7		SILVA Gilberto	D	22 DEC 1978	PPP (BRA)	0	0	0	0
8		FREITAS Giovanni	D	26 MAR 1971	CRUZ DE MALTA (BRA)	7	0	0	7
9		ANUNCIACAO Wellington	D	25 MAR 1985	CRUZ DE MALTA (BRA)	0	0	0	0
10	C	LEITE Renato	D	11 AUG 1982	CRUZ DE MALTA (BRA)	7	0	0	7
11		OLIVEIRA Wesley	D	14 NOV 1983	ANDEF (BRA)	7	0	0	7
12		REBOLCAS Diogo	D	24 OCT 1983	CRUZ DE MALTA (BRA)	7	0	0	7
Team Minimum									0
Team Average									3
Team Maximum									7

Uniform colours	Shirt	Shorts
Main	YELLOW	BLACK
2nd	GREEN	BLACK

Technical Staff:

Team Manager	GONCALVES OLIVEIRA Ronaldo
Head Coach	RIBEIRO Amauri
Assistant Coach	SILVESTRIN Adriano
Doctor	GNECCO de PROENCA Rafael
Therapist/Trainer	DONISETI MICHELETTO Marcelo



TEAM ROSTER As of 8 SEP 2008

队伍名单

CHN - CHINA

No	C/L	Name	Sport Class	Date of Birth	Club	National Selections			
						WCH	OG	Oth	Tot
1		TONG Jiao	D	18 AUG 1974	SHANGHAI (CHN)	1	0	0	1
2		DOU Wencheng	D	5 AUG 1983	GANSU (CHN)	1	0	0	1
3	C	HUANG Chunji	D	11 FEB 1978	SHANGHAI (CHN)	1	0	0	1
5		GAO Hui	D	7 SEP 1987	YUNNAN (CHN)	1	0	0	1
6		LI Ji	D	12 AUG 1985	YUNNAN (CHN)	0	0	0	0
7		WANG Xiao Lang	D	15 AUG 1980	SHANGHAI (CHN)	1	0	0	1
8		ZHOU Canming	D	3 MAR 1982	ZHEJIANG (CHN)	1	0	0	1
9		WANG Haidong	D	30 JAN 1980	SHANGHAI (CHN)	1	0	0	1
10		LI Mingfa	D	17 DEC 1984	YUNNAN (CHN)	0	0	0	0
11		ZHANG Zhongmin	MD	25 AUG 1978	LIAONING (CHN)	1	0	0	1
12		LI Lei	MD	23 MAR 1991	SHANGHAI (CHN)	0	0	0	0
13	L	DING Xiaochao	D	13 JUL 1987	SHANGHAI (CHN)	0	0	0	0
Team Minimum									0
Team Average									0
Team Maximum									1

Uniform colours	Shirt	Shorts
Main	RED	RED
2nd	WHITE	DARK BLUE

Technical Staff:

Team Manager	LU Zhixin
Head Coach	LIU Fangqing
Assistant Coach	ZHANG Guiying
Doctor	
Therapist/Trainer	LU Zhixin



TEAM ROSTER As of 8 SEP 2008

队伍名单

EGY - EGYPT

No	C/L	Name	Sport Class	Date of Birth	Club	National Selections			
						WCH	OG	Oth	Tot
1		ELSHWIKH Hesham Salah	D	2 FEB 1975	ELHOREIA (EGY)	8	0	0	8
2		SOLIMAN Ahmed Mohamed	D	12 APR 1987	AL MOSTAKEAL (EGY)	0	0	0	0
3		ABD ELAAL Abd Elaal Mohamed	D	7 DEC 1973	ELHOREIA (EGY)	6	0	0	6
4		ABD ALLA Ashraf Zaghloul	D	24 FEB 1974	POLICE SPORT (EGY)	5	0	0	5
5	C	ELBAHAHEY Taher Adel	D	9 JUN 1972	ELHOREIA (EGY)	8	0	0	8
6		EMARA Mohamed Abd Elhamed	D	17 OCT 1971	POLICE SPORT (EGY)	5	0	0	5
7		HASSANEIN Salah Atta	D	9 SEP 1974	ELHOREIA (EGY)	6	0	0	6
8		MASSOUD Hossam Massoud	D	13 JUN 1979	POLICE SPORT (EGY)	6	0	0	6
9		MOSSA El Saad	D	28 MAY 1979	POLICE SPORT (EGY)	2	0	0	2
10	L	ABDEL-LATIF Abdel Nabi Hassan	D	18 JUN 1972	BANY SWEF (EGY)	8	0	0	8
11		ABD ELLATIF Rezek	D	8 JAN 1978	POLICE SPORT (EGY)	3	0	0	3
12		ABOUELYAZEID Mohamed A.	D	29 MAR 1979	POLICE SPORT (EGY)	3	0	0	3
Team Minimum									0
Team Average									5
Team Maximum									8

Uniform colours	Shirt	Shorts
Main	WHITE	RED
2nd	RED	WHITE

Technical Staff:

Team Manager	ABBAS Amin Abdelmonem
Head Coach	de HAAN Jouke
Assistant Coach	ELAIUTY Mosaad Rashad
Doctor	
Therapist/Trainer	ABBAS Amin Abdelmonem



TEAM ROSTER As of 8 SEP 2008
队伍名单

IRI - I. R. of IRAN

No	C/L	Name	Sport Class	Date of Birth	Club	National Selections			
						WCH	OG	Oth	Tot
1		HOSSEINI FAR Seyed M.	D	4 APR 1972	ZOBE AHAN (IRI)	0	0	0	0
2		RAHIMI Mohammad Resa	D	12 OCT 1971	ZOBE AHAN (IRI)	5	0	0	5
3		PEIDAYESH Reza	D	5 SEP 1978	ZOBE AHAN (IRI)	3	0	0	3
4		ALIPOURIAN Davood	D	6 MAY 1985	GHAZVIN COMMISSION	4	0	0	4
5		HAMID ZAGEH Mahdi	D	21 DEC 1980	GHAZVIN COMMISSION	2	0	0	2
6		HASSANPOUR Naser	D	30 MAR 1974	ALFA (IRI)	4	0	0	4
7		BIGDELI Sadegh	D	26 FEB 1984	SANAT NAFT (IRI)	4	0	0	4
8	C	EIMERY Jalil	D	21 SEP 1972	ZOBE AHAN (IRI)	6	0	0	6
9		EBRAHIMIBALADEZAEI S.	MD	1 JUL 1979	ALFA (IRI)	2	0	0	2
10		ZIRAH I Isa	D	4 JUN 1979	ZOBE AHAN (IRI)	3	0	0	3
11	L	SALEHI HAJIKOLAEI Ramzan	D	11 MAR 1979	ALFA (IRI)	2	0	0	2
12		KHALEGHI Mohammad	D	23 OCT 1981	SANAT NAFT (IRI)	0	0	0	0
Team Minimum									0
Team Average									2
Team Maximum									6

Uniform colours	Shirt	Shorts
Main	WHITE	BLACK
2nd	RED	DARK BLUE
3rd	GREEN	

Technical Staff:

Team Manager	KASHFIA Ali
Head Coach	REZAEI GARKANI Hadi
Assistant Coach	SAEBI Farid
Doctor	DEGHAM Mohammad Rahim
Therapist/Trainer	TARVERDIZADEH Bahman



TEAM ROSTER As of 8 SEP 2008

队伍名单

IRQ - IRAQ

No	C/L	Name	Sport Class	Date of Birth	Club	National Selections			
						WCH	OG	Oth	Tot
2		MOHMED Abdulmunem	D	2 SEP 1972	WESAM AL-MAJD (IRQ)	0	0	0	0
3	L	MAJEED Majeed	D	17 DEC 1967	AL-WALAA (IRQ)	8	0	0	8
4		KAABI Majeed	D	1 JUL 1967	WESAM AL-MAJD (IRQ)	21	0	0	21
5		DAHASH Ahmed	D	10 FEB 1990	AL-SHOMOK (IRQ)	0	0	0	0
6	C	AL-MIMAR Saeed	D	1 JUL 1956	AL-WALAA (IRQ)	21	0	0	21
7		ALAIBI Naser	D	28 MAR 1966	WESAM AL-MAJD (IRQ)	28	0	0	28
8		KHAYOON Mahdi	D	1 JAN 1989	WESAM AL-MAJD (IRQ)	0	0	0	0
9		AL-UGBI Hussain	D	18 OCT 1981	AL-WALAA (IRQ)	0	0	0	0
10		HATTAB Muayad	MD	1 DEC 1986	AL-WALAA (IRQ)	0	0	0	0
11		AL-SHAMMARI Salah	MD	11 DEC 1964	WESAM AL-MAJD (IRQ)	28	0	0	28
12		JUBOORI Hadi	D	20 APR 1967	AL-WALAA (IRQ)	28	0	0	28
13		WHAILANI Ahmed	D	23 AUG 1968	WESAM AL-MAJD (IRQ)	0	0	0	0
Team Minimum									0
Team Average									11
Team Maximum									28

Uniform colours	Shirt	Shorts
Main	GREEN	GREEN
2nd	WHITE	BLACK

Technical Staff:

Team Manager	AL-SHALAL Mohammed
Head Coach	AL-ZUBAIDI Aamer
Assistant Coach	QADER Ismael
Doctor	
Therapist/Trainer	



TEAM ROSTER As of 8 SEP 2008

队伍名单

JPN - JAPAN

No	C/L	Name	Sport Class	Date of Birth	Club	National Selections			
						WCH	OG	Oth	Tot
1		KANAO Satoshi	D	21 SEP 1971	HARIMA KINGS (JPN)	2	0	0	2
2		YOSHIDA Hitoshi	D	13 OCT 1966	CHIBA PIRATES (JPN)	2	0	0	2
3		MINAKAWA Tetsuo	D	4 APR 1981	TOKYO PLANETS (JPN)	1	0	0	1
4		YAMAMOTO Arata	MD	6 JUN 1974	SAITAMA RED BEADS	1	0	0	1
5		NAKAYAMA Kaname	D	24 JUL 1975	KYOTO OTABES TARO	2	0	0	2
6		AZUMA Shun	D	19 MAY 1985	HACHINOHE SQUIDS	1	0	0	1
7		YONEZAWA Atsushi	D	26 JAN 1974	HIROSHIMA STONES	2	0	0	2
8	L	TAKASAGO Susumu	D	29 NOV 1973	TOKYO PLANETS (JPN)	1	0	0	1
9		TANAKA Koji	D	26 AUG 1967	CIRCUS (JPN)	2	0	0	2
10		TAKEDA Yoshihito	D	1 JUN 1967	TOKYO PLANETS (JPN)	3	0	0	3
11	C	TANABE Tsutomu	D	15 APR 1963	SAITAMA RED BEADS	2	0	0	2
12		KANEDA Susumu	D	8 DEC 1959	KYOTO OTABES TARO	0	0	0	0
Team Minimum									0
Team Average									1
Team Maximum									3

Uniform colours	Shirt	Shorts
Main	WHITE	BLACK
2nd	BLACK	BLACK

Technical Staff:

Team Manager

Head Coach

TOMITA Keizo

Assistant Coach

SUZUKI Hideaki

Doctor

Therapist/Trainer

OKUBO Masaki



TEAM ROSTER As of 8 SEP 2008

队伍名单

RUS - RUSSIAN FEDERATION

No	C/L	Name	Sport Class	Date of Birth	Club	National Selections			
						WCH	OG	Oth	Tot
1		BUKIN Tanatkan	D	15 JAN 1967	RODNIK (RUS)	0	0	0	0
2		POZDEEV Sergey	D	9 AUG 1979	RODNIK (RUS)	6	0	0	6
3		MILENIN Viktor	D	21 NOV 1987	RODNIK (RUS)	6	0	0	6
4	C	YAKUNIN Sergey	D	27 FEB 1961	RODNIK (RUS)	6	0	0	6
5		UPOROV Sergey	D	20 JUN 1972	RODNIK (RUS)	0	0	0	0
6	L	VOLKOV Alexey	D	14 MAR 1983	RODNIK (RUS)	6	0	0	6
7		GORDIYENKO Dmitriy	D	17 OCT 1975	RODNIK (RUS)	6	0	0	6
8		KUZOVNIKOV Evgeny	D	22 DEC 1970	RODNIK (RUS)	0	0	0	0
9		LAVRINOVICH Andrey	D	4 DEC 1976	RODNIK (RUS)	6	0	0	6
10		BAYCHIK Alexander	D	15 APR 1982	RODNIK (RUS)	6	0	0	6
11		TIMCHENKO Maksim	D	26 JUL 1980	RODNIK (RUS)	0	0	0	0
12		SAVICHEV Alexander	D	11 MAR 1989	RODNIK (RUS)	6	0	0	6
Team Minimum									0
Team Average									4
Team Maximum									6

Uniform colours	Shirt	Shorts
Main	RED	BLACK
2nd	BLUE	BLACK

Technical Staff:

Team Manager

Head Coach

D'YAKOV Victor

Assistant Coach

SEMENKINA Liudmila

Doctor

ISTOMINA Eketerina

Therapist/Trainer

Note:

The final team roster will be available after the general technical meeting.

Legend:

C	Team Captain	L	Libero Player	OG	Olympic Games
Oth	Other International Competitions	Tot	Total	WCH	World Championships



RESULTS TABLE - FINAL ROUND As of 12 SEP 2008

成绩表-决赛

P4

Match	Phase	Date	Teams	Sets	Points per Set					Total Points	Match Duration	Spectators
					1	2	3	4	5			
15	Semifinals	12 SEP 2008	BIH vs EGY	3 - 0	25-18	25-21	25-20			75-59	1h14m	400
16	Semifinals	12 SEP 2008	IRI vs RUS	3 - 0	25-22	25-13	25-20			75-55	58m	2,000
19	Bronze Medal	15 SEP 2008	EGY vs RUS									
20	Gold Medal	15 SEP 2008	BIH vs IRI									

Statistics of	Average match duration	Average spectators	Total spectators
Preliminary Round	1h03m	1,479	17,750
Classification Round	1h27m	1,500	3,000
Final Round	1h06m	1,200	2,400
Tournament	1h06m	1,446	23,150

Semifinals	Finals
------------	--------

BIH - BOSNIA & HERZEGOVINA





RESULTS TABLE - FINAL ROUND As of 12 SEP 2008

成绩表-决赛

P4

Match	Phase	Date	Teams	Sets	Points per Set					Total Points	Match Duration	Spectators
					1	2	3	4	5			
13	5-8 Classification	11 SEP 2008	CHN vs JPN	3 - 0	25-11	25-10	25-18			75-39	1h01m	1,000
14	5-8 Classification	11 SEP 2008	BRA vs IRQ	3 - 1	23-25	27-25	25-15	25-23		100-88	1h53m	2,000
17	7-8 Classification	13 SEP 2008	JPN vs IRQ									
18	5-6 Classification	13 SEP 2008	CHN vs BRA									



RESULTS TABLE - FINAL ROUND As of 13 SEP 2008

成绩表-决赛

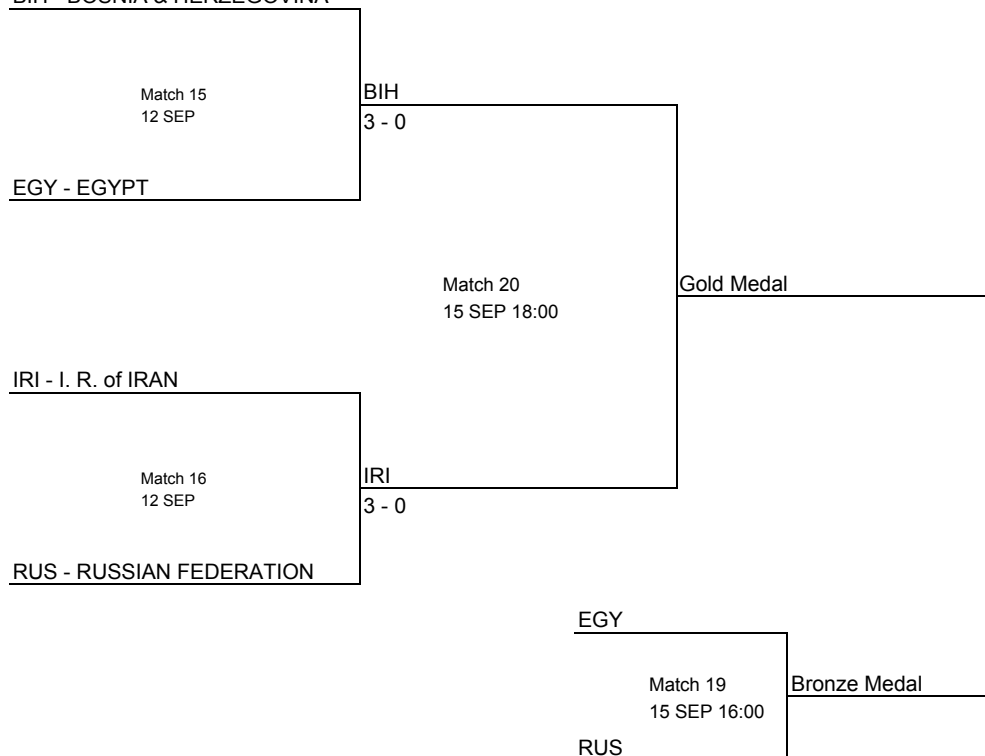
P4

Match	Phase	Date	Teams	Sets	Points per Set					Total Points	Match Duration	Spectators
					1	2	3	4	5			
15	Semifinals	12 SEP 2008	BIH vs EGY	3 - 0	25-18	25-21	25-20			75-59	1h14m	400
16	Semifinals	12 SEP 2008	IRI vs RUS	3 - 0	25-22	25-13	25-20			75-55	58m	2,000
19	Bronze Medal	15 SEP 2008	EGY vs RUS									
20	Gold Medal	15 SEP 2008	BIH vs IRI									

Statistics of	Average match duration	Average spectators	Total spectators
Preliminary Round	1h03m	1,479	17,750
Classification Round	1h23m	2,000	8,000
Final Round	1h06m	1,200	2,400
Tournament	1h07m	1,563	28,150

Semifinals	Finals
------------	--------

BIH - BOSNIA & HERZEGOVINA





RESULTS TABLE - FINAL ROUND As of 13 SEP 2008

成绩表-决赛

P4

Match	Phase	Date	Teams	Sets	Points per Set					Total Points	Match Duration	Spectators
					1	2	3	4	5			
13	5-8 Classification	11 SEP 2008	CHN vs JPN	3 - 0	25-11	25-10	25-18			75-39	1h01m	1,000
14	5-8 Classification	11 SEP 2008	BRA vs IRQ	3 - 1	23-25	27-25	25-15	25-23		100-88	1h53m	2,000
17	7-8 Classification	13 SEP 2008	JPN vs IRQ	0 - 3	22-25	20-25	19-25			61-75	1h15m	1,000
18	5-6 Classification	13 SEP 2008	CHN vs BRA	3 - 1	25-17	17-25	25-18	25-13		92-73	1h23m	4,000



RESULTS TABLE - FINAL ROUND As of 15 SEP 2008

成绩表-决赛

P4

Match	Phase	Date	Teams	Sets	Points per Set					Total Points	Match Duration	Spectators
					1	2	3	4	5			
15	Semifinals	12 SEP 2008	BIH vs EGY	3 - 0	25-18	25-21	25-20			75-59	1h14m	400
16	Semifinals	12 SEP 2008	IRI vs RUS	3 - 0	25-22	25-13	25-20			75-55	58m	2,000
19	Bronze Medal	15 SEP 2008	EGY vs RUS	2 - 3	25-22	16-25	25-19	20-25	9-15	95-106	1h52m	2,400
20	Gold Medal	15 SEP 2008	BIH vs IRI	0 - 3	22-25	18-25	22-25			62-75	1h13m	2,000

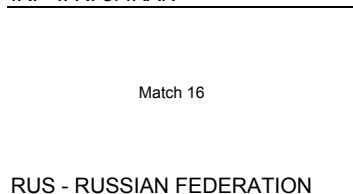
Statistics of	Average match duration	Average spectators	Total spectators
Preliminary Round	1h03m	1,479	17,750
Classification Round	1h23m	2,000	8,000
Final Round	1h19m	1,700	6,800
Tournament	1h10m	1,627	32,550

Semifinals	Finals
------------	--------

BIH - BOSNIA & HERZEGOVINA



IRI - I. R. of IRAN



EGY





RESULTS TABLE - FINAL ROUND As of 15 SEP 2008

成绩表-决赛

P4

Match	Phase	Date	Teams	Sets	Points per Set					Total Points	Match Duration	Spectators
					1	2	3	4	5			
13	5-8 Classification	11 SEP 2008	CHN vs JPN	3 - 0	25-11	25-10	25-18			75-39	1h01m	1,000
14	5-8 Classification	11 SEP 2008	BRA vs IRQ	3 - 1	23-25	27-25	25-15	25-23		100-88	1h53m	2,000
17	7-8 Classification	13 SEP 2008	JPN vs IRQ	0 - 3	22-25	20-25	19-25			61-75	1h15m	1,000
18	5-6 Classification	13 SEP 2008	CHN vs BRA	3 - 1	25-17	17-25	25-18	25-13		92-73	1h23m	4,000



FINAL STANDINGS As of 13 SEP 2008

最终排名表

P4

Medal	Rank	Team
	5	CHN - CHINA
	6	BRA - BRAZIL
	7	IRQ - IRAQ
	8	JPN - JAPAN



FINAL STANDINGS As of 15 SEP 2008
最终排名表

P4

Medal	Rank	Team
Gold	1	IRI - I. R. of IRAN
Silver	2	BIH - BOSNIA & HERZEGOVINA
Bronze	3	RUS - RUSSIAN FEDERATION
	4	EGY - EGYPT
	5	CHN - CHINA
	6	BRA - BRAZIL
	7	IRQ - IRAQ
	8	JPN - JAPAN

Player Awards

MVP	MILENIN Viktor
Best Scorer	MILENIN Viktor
Best Spiker	ZHANG Zhongmin
Best Blocker	ALIBASIC Safet
Best Server	WANG Haidong
Best Digger	DELALIC Sabahudin
Best Setter	TONG Jiao
Best Receiver	SALEHI HAJIKOLAEI Ramzan
Best Libero	HASSANEIN Salah Atta


Legend:
MVP Most Valuable Player





TEAMS RANKING BY SKILLS As of 7 SEP 2008

球队技术排名

P6

Scoring Spikers		Rk	Team	Spikes	Faults	Shots	Total Attempts	Eff %
	1	IRI - I. R. of IRAN	37	6	31	74	41.89	
	2	EGY - EGYPT	31	15	31	77	20.78	
	3	BIH - BOSNIA & HERZEGOVINA	29	16	46	91	14.29	
	4	CHN - CHINA	27	25	51	103	1.94	
	5	JPN - JAPAN	6	20	52	78	0.00	
	5	BRA - BRAZIL	12	18	38	68	0.00	
	5	IRQ - IRAQ	-	-	-	-	0.00	
	5	RUS - RUSSIAN FEDERATION	-	-	-	-	0.00	
Tournament Totals			142	100	249	491	8.55	

Scoring Blockers		Rk	Team	Kill Blocks	Faults	Rebounds	Total Attempts	Avg by Set
	1	BIH - BOSNIA & HERZEGOVINA	19	13	37	69	6.33	
	2	EGY - EGYPT	11	11	19	41	3.67	
	3	IRI - I. R. of IRAN	9	5	14	28	3.00	
	4	BRA - BRAZIL	7	16	18	41	2.33	
	5	CHN - CHINA	5	15	34	54	1.67	
	6	JPN - JAPAN	-	16	15	31	0.00	
	6	IRQ - IRAQ	-	-	-	-	0.00	
	6	RUS - RUSSIAN FEDERATION	-	-	-	-	0.00	
Tournament Totals			51	76	137	264	5.67	


Scoring Servers		Rk	Team	Aces	Faults	Serve Hits	Total Attempts	Avg by Set
	1	EGY - EGYPT	10	4	59	73	3.33	
	2	IRI - I. R. of IRAN	9	3	61	73	3.00	
	3	CHN - CHINA	3	5	47	55	1.00	
	4	BIH - BOSNIA & HERZEGOVINA	1	6	66	73	0.33	
	4	JPN - JAPAN	1	1	19	21	0.33	
	6	BRA - BRAZIL	-	1	40	41	0.00	
	6	IRQ - IRAQ	-	-	-	-	0.00	
	6	RUS - RUSSIAN FEDERATION	-	-	-	-	0.00	
Tournament Totals			24	20	292	336	2.67	





TEAMS RANKING BY SKILLS As of 7 SEP 2008

球队技术排名

P6

Non-scoring Diggers	Rk	Team	Digs	Faults	Receptions	Total Attempts	Avg by Set
	1	BIH - BOSNIA & HERZEGOVINA	56	13	19	88	18.67
	2	IRI - I. R. of IRAN	48	3	2	53	16.00
	3	CHN - CHINA	45	26	17	88	15.00
	4	EGY - EGYPT	40	7	5	52	13.33
	5	JPN - JAPAN	32	21	5	58	10.67
	6	BRA - BRAZIL	29	29	16	74	9.67
	7	IRQ - IRAQ	-	-	-	-	0.00
	7	RUS - RUSSIAN FEDERATION	-	-	-	-	0.00
Tournament Totals			250	99	64	413	27.78

Non-scoring Setters	Rk	Team	Running Sets	Faults	Still Sets	Total Attempts	Avg by Set
	1	JPN - JAPAN	17	2	49	68	5.67
	2	IRI - I. R. of IRAN	11	1	50	62	3.67
	3	EGY - EGYPT	10	1	53	64	3.33
	4	CHN - CHINA	8	-	85	93	2.67
	5	BIH - BOSNIA & HERZEGOVINA	4	-	72	76	1.33
	6	BRA - BRAZIL	1	2	66	69	0.33
	7	IRQ - IRAQ	-	-	-	-	0.00
	7	RUS - RUSSIAN FEDERATION	-	-	-	-	0.00
Tournament Totals			51	6	375	432	5.67

Non-scoring Receivers	Rk	Name	Excellents	Faults	Serve Receptions	Total Attempts	Succ %
	1	CHN - CHINA	53	1	-	54	98.15
	2	EGY - EGYPT	33	-	1	34	97.06
	3	IRI - I. R. of IRAN	19	1	-	20	95.00
	4	BIH - BOSNIA & HERZEGOVINA	40	3	2	45	88.89
	5	BRA - BRAZIL	48	8	2	58	82.76
	6	JPN - JAPAN	42	6	12	60	70.00
	7	IRQ - IRAQ	-	-	-	-	0.00
	7	RUS - RUSSIAN FEDERATION	-	-	-	-	0.00
Tournament Totals			235	19	17	271	86.72


Legend:							
Avg	Average	Eff%	Efficiency	Rk	Rank	Succ %	Success %





TEAMS RANKING BY SKILLS As of 8 SEP 2008

球队技术排名

P6

Scoring Spikers		Rk	Team	Spikes	Faults	Shots	Total Attempts	Eff %
	1	IRI - I. R. of IRAN	67	15	63	145	35.86	
	2	BIH - BOSNIA & HERZEGOVINA	70	24	77	171	26.90	
	3	EGY - EGYPT	31	15	31	77	20.78	
	4	RUS - RUSSIAN FEDERATION	38	22	52	112	14.29	
	5	CHN - CHINA	61	44	124	229	7.42	
	6	IRQ - IRAQ	19	14	49	82	6.10	
	7	BRA - BRAZIL	21	35	82	138	0.00	
	7	JPN - JAPAN	6	20	52	78	0.00	
Tournament Totals			313	189	530	1032	12.02	

Scoring Blockers		Rk	Team	Kill Blocks	Faults	Rebounds	Total Attempts	Avg by Set
	1	BIH - BOSNIA & HERZEGOVINA	29	20	63	112	4.83	
	2	RUS - RUSSIAN FEDERATION	13	23	39	75	4.33	
	3	EGY - EGYPT	11	11	19	41	3.67	
	4	IRI - I. R. of IRAN	21	12	22	55	3.50	
	5	CHN - CHINA	13	36	67	116	2.17	
	6	BRA - BRAZIL	12	31	41	84	2.00	
	7	IRQ - IRAQ	3	15	22	40	1.00	
	8	JPN - JAPAN	-	16	15	31	0.00	
Tournament Totals			102	164	288	554	5.67	


Scoring Servers		Rk	Team	Aces	Faults	Serve Hits	Total Attempts	Avg by Set
	1	EGY - EGYPT	10	4	59	73	3.33	
	2	IRI - I. R. of IRAN	15	5	126	146	2.50	
	3	BIH - BOSNIA & HERZEGOVINA	8	9	130	147	1.33	
	4	CHN - CHINA	5	13	105	123	0.83	
	5	RUS - RUSSIAN FEDERATION	2	3	69	74	0.67	
	6	IRQ - IRAQ	1	-	36	37	0.33	
	6	JPN - JAPAN	1	1	19	21	0.33	
	8	BRA - BRAZIL	1	6	64	71	0.17	
Tournament Totals			43	41	608	692	2.39	





TEAMS RANKING BY SKILLS As of 8 SEP 2008

球队技术排名

P6

Non-scoring Diggers	Rk	Team	Digs	Faults	Receptions	Total Attempts	Avg by Set
	1	RUS - RUSSIAN FEDERATION	54	16	14	84	18.00
	2	BIH - BOSNIA & HERZEGOVINA	103	27	46	176	17.17
	3	CHN - CHINA	98	40	24	162	16.33
	4	IRI - I. R. of IRAN	97	11	5	113	16.17
	5	EGY - EGYPT	40	7	5	52	13.33
	6	JPN - JAPAN	32	21	5	58	10.67
	7	IRQ - IRAQ	31	35	20	86	10.33
	8	BRA - BRAZIL	56	56	28	140	9.33
Tournament Totals			511	213	147	871	28.39

Non-scoring Setters	Rk	Team	Running Sets	Faults	Still Sets	Total Attempts	Avg by Set
	1	JPN - JAPAN	17	2	49	68	5.67
	2	IRI - I. R. of IRAN	25	3	99	127	4.17
	3	EGY - EGYPT	10	1	53	64	3.33
	4	CHN - CHINA	17	2	184	203	2.83
	5	BIH - BOSNIA & HERZEGOVINA	14	1	125	140	2.33
	6	RUS - RUSSIAN FEDERATION	6	1	84	91	2.00
	7	BRA - BRAZIL	6	7	124	137	1.00
	8	IRQ - IRAQ	1	2	77	80	0.33
Tournament Totals			96	19	795	910	5.33

Non-scoring Receivers	Rk	Name	Excellents	Faults	Serve Receptions	Total Attempts	Succ %
	1	IRI - I. R. of IRAN	42	1	-	43	97.67
	2	EGY - EGYPT	33	-	1	34	97.06
	3	CHN - CHINA	114	3	4	121	94.21
	4	RUS - RUSSIAN FEDERATION	52	1	4	57	91.23
	5	BIH - BOSNIA & HERZEGOVINA	73	4	4	81	90.12
	6	IRQ - IRAQ	55	6	2	63	87.30
	7	BRA - BRAZIL	95	14	5	114	83.33
	8	JPN - JAPAN	42	6	12	60	70.00
Tournament Totals			506	35	32	573	88.31


Legend:							
Avg	Average	Eff%	Efficiency	Rk	Rank	Succ %	Success %





TEAMS RANKING BY SKILLS As of 9 SEP 2008

球队技术排名

P6

Scoring Spikers	Rk	Team	Spikes	Faults	Shots	Total Attempts	Eff %
	1	IRI - I. R. of IRAN	110	33	131	274	28.10
	2	BIH - BOSNIA & HERZEGOVINA	70	24	77	171	26.90
	3	RUS - RUSSIAN FEDERATION	76	33	78	187	22.99
	4	EGY - EGYPT	53	34	110	197	9.64
	5	CHN - CHINA	61	44	124	229	7.42
	6	IRQ - IRAQ	34	30	100	164	2.44
	7	BRA - BRAZIL	55	50	118	223	2.24
	8	JPN - JAPAN	30	38	105	173	0.00
Tournament Totals			489	286	843	1618	12.55

Scoring Blockers	Rk	Team	Kill Blocks	Faults	Rebounds	Total Attempts	Avg by Set
	1	BIH - BOSNIA & HERZEGOVINA	29	20	63	112	4.83
	2	RUS - RUSSIAN FEDERATION	27	34	58	119	4.50
	3	EGY - EGYPT	24	38	55	117	4.00
	4	IRI - I. R. of IRAN	31	32	61	124	3.44
	5	BRA - BRAZIL	27	45	69	141	3.00
	6	CHN - CHINA	13	36	67	116	2.17
	7	IRQ - IRAQ	8	33	44	85	1.33
	8	JPN - JAPAN	3	38	31	72	0.50
Tournament Totals			162	276	448	886	6.00


Scoring Servers	Rk	Team	Aces	Faults	Serve Hits	Total Attempts	Avg by Set
	1	IRI - I. R. of IRAN	18	12	191	221	2.00
	1	EGY - EGYPT	12	7	111	130	2.00
	3	BIH - BOSNIA & HERZEGOVINA	8	9	130	147	1.33
	4	RUS - RUSSIAN FEDERATION	7	6	135	148	1.17
	5	CHN - CHINA	5	13	105	123	0.83
	6	BRA - BRAZIL	5	7	132	144	0.56
	7	JPN - JAPAN	3	4	63	70	0.50
	8	IRQ - IRAQ	2	-	72	74	0.33
Tournament Totals			60	58	939	1057	2.22





TEAMS RANKING BY SKILLS As of 9 SEP 2008

球队技术排名

P6

Non-scoring Diggers	Rk	Team	Digs	Faults	Receptions	Total Attempts	Avg by Set
	1	IRI - I. R. of IRAN	174	18	18	210	19.33
	2	BIH - BOSNIA & HERZEGOVINA	103	27	46	176	17.17
	2	RUS - RUSSIAN FEDERATION	103	24	27	154	17.17
	4	EGY - EGYPT	100	23	22	145	16.67
	5	CHN - CHINA	98	40	24	162	16.33
	6	BRA - BRAZIL	105	70	42	217	11.67
	7	JPN - JAPAN	69	44	25	138	11.50
	8	IRQ - IRAQ	51	63	32	146	8.50
Tournament Totals			803	309	236	1348	29.74

Non-scoring Setters	Rk	Team	Running Sets	Faults	Still Sets	Total Attempts	Avg by Set
	1	EGY - EGYPT	30	3	127	160	5.00
	2	IRI - I. R. of IRAN	35	3	206	244	3.89
	3	JPN - JAPAN	22	3	125	150	3.67
	4	CHN - CHINA	17	2	184	203	2.83
	5	BIH - BOSNIA & HERZEGOVINA	14	1	125	140	2.33
	6	RUS - RUSSIAN FEDERATION	11	3	142	156	1.83
	7	BRA - BRAZIL	8	7	196	211	0.89
	8	IRQ - IRAQ	2	7	140	149	0.33
Tournament Totals			139	29	1245	1413	5.15

Non-scoring Receivers	Rk	Name	Excellents	Faults	Serve Receptions	Total Attempts	Succ %
	1	IRI - I. R. of IRAN	92	3	-	95	96.84
	2	CHN - CHINA	114	3	4	121	94.21
	3	RUS - RUSSIAN FEDERATION	84	2	6	92	91.30
	4	BIH - BOSNIA & HERZEGOVINA	73	4	4	81	90.12
	5	IRQ - IRAQ	115	11	4	130	88.46
	6	EGY - EGYPT	82	4	10	96	85.42
	7	BRA - BRAZIL	131	16	8	155	84.52
	8	JPN - JAPAN	99	9	18	126	78.57
Tournament Totals			790	52	54	896	88.17


Legend:							
Avg	Average	Eff%	Efficiency	Rk	Rank	Succ %	Success %





TEAMS RANKING BY SKILLS As of 10 SEP 2008

球队技术排名

P6

Scoring Spikers	Rk	Team	Spikes	Faults	Shots	Total Attempts	Eff %
	1	IRI - I. R. of IRAN	110	33	131	274	28.10
	2	BIH - BOSNIA & HERZEGOVINA	103	47	157	307	18.24
	3	EGY - EGYPT	87	44	152	283	15.19
	4	CHN - CHINA	101	54	174	329	14.29
	5	RUS - RUSSIAN FEDERATION	117	69	165	351	13.68
	6	IRQ - IRAQ	53	43	156	252	3.97
	7	BRA - BRAZIL	55	50	118	223	2.24
	8	JPN - JAPAN	41	57	158	256	0.00
Tournament Totals			667	397	1211	2275	11.87

Scoring Blockers	Rk	Team	Kill Blocks	Faults	Rebounds	Total Attempts	Avg by Set
	1	BIH - BOSNIA & HERZEGOVINA	51	54	113	218	5.10
	2	EGY - EGYPT	40	44	79	163	4.44
	3	RUS - RUSSIAN FEDERATION	37	66	100	203	3.70
	4	IRI - I. R. of IRAN	31	32	61	124	3.44
	5	BRA - BRAZIL	27	45	69	141	3.00
	6	CHN - CHINA	24	43	94	161	2.67
	7	IRQ - IRAQ	13	51	83	147	1.44
	8	JPN - JAPAN	7	51	42	100	0.78
Tournament Totals			230	386	641	1257	6.22


Scoring Servers	Rk	Team	Aces	Faults	Serve Hits	Total Attempts	Avg by Set
	1	IRI - I. R. of IRAN	18	12	191	221	2.00
	1	EGY - EGYPT	18	15	171	204	2.00
	3	CHN - CHINA	13	16	168	197	1.44
	4	RUS - RUSSIAN FEDERATION	13	17	203	233	1.30
	5	BIH - BOSNIA & HERZEGOVINA	12	15	212	239	1.20
	6	BRA - BRAZIL	5	7	132	144	0.56
	7	JPN - JAPAN	4	7	94	105	0.44
	8	IRQ - IRAQ	3	1	109	113	0.33
Tournament Totals			86	90	1280	1456	2.32





TEAMS RANKING BY SKILLS As of 10 SEP 2008

球队技术排名

P6

Non-scoring Diggers	Rk	Team	Digs	Faults	Receptions	Total Attempts	Avg by Set
	1	IRI - I. R. of IRAN	174	18	18	210	19.33
	2	RUS - RUSSIAN FEDERATION	188	30	43	261	18.80
	3	CHN - CHINA	163	55	35	253	18.11
	4	BIH - BOSNIA & HERZEGOVINA	178	42	59	279	17.80
	5	EGY - EGYPT	158	30	32	220	17.56
	6	JPN - JAPAN	119	71	53	243	13.22
	7	BRA - BRAZIL	105	70	42	217	11.67
	8	IRQ - IRAQ	93	96	55	244	10.33
Tournament Totals			1178	412	337	1927	31.84

Non-scoring Setters	Rk	Team	Running Sets	Faults	Still Sets	Total Attempts	Avg by Set
	1	EGY - EGYPT	40	4	191	235	4.44
	2	IRI - I. R. of IRAN	35	3	206	244	3.89
	3	CHN - CHINA	30	2	254	286	3.33
	4	JPN - JAPAN	27	6	197	230	3.00
	5	BIH - BOSNIA & HERZEGOVINA	22	3	234	259	2.20
	6	RUS - RUSSIAN FEDERATION	18	3	271	292	1.80
	7	BRA - BRAZIL	8	7	196	211	0.89
	8	IRQ - IRAQ	3	9	209	221	0.33
Tournament Totals			183	37	1758	1978	4.95

Non-scoring Receivers	Rk	Name	Excellents	Faults	Serve Receptions	Total Attempts	Succ %
	1	IRI - I. R. of IRAN	92	3	-	95	96.84
	2	CHN - CHINA	148	5	4	157	94.27
	3	RUS - RUSSIAN FEDERATION	159	4	7	170	93.53
	4	BIH - BOSNIA & HERZEGOVINA	135	6	6	147	91.84
	5	IRQ - IRAQ	167	17	7	191	87.43
	6	EGY - EGYPT	110	5	12	127	86.61
	7	BRA - BRAZIL	131	16	8	155	84.52
	8	JPN - JAPAN	146	17	24	187	78.07
Tournament Totals			1088	73	68	1229	88.53


Legend:							
Avg	Average	Eff%	Efficiency	Rk	Rank	Succ %	Success %





TEAMS RANKING BY SKILLS As of 11 SEP 2008

球队技术排名

P6

Scoring Spikers	Rk	Team	Spikes	Faults	Shots	Total Attempts	Eff %
	1	IRI - I. R. of IRAN	110	33	131	274	28.10
	2	BIH - BOSNIA & HERZEGOVINA	103	47	157	307	18.24
	3	CHN - CHINA	134	64	191	389	17.99
	4	EGY - EGYPT	87	44	152	283	15.19
	5	RUS - RUSSIAN FEDERATION	117	69	165	351	13.68
	6	BRA - BRAZIL	109	75	208	392	8.67
	7	IRQ - IRAQ	98	64	233	395	8.61
	8	JPN - JAPAN	54	74	192	320	0.00
Tournament Totals			812	470	1429	2711	12.62

Scoring Blockers	Rk	Team	Kill Blocks	Faults	Rebounds	Total Attempts	Avg by Set
	1	BIH - BOSNIA & HERZEGOVINA	51	54	113	218	5.10
	2	EGY - EGYPT	40	44	79	163	4.44
	3	RUS - RUSSIAN FEDERATION	37	66	100	203	3.70
	4	IRI - I. R. of IRAN	31	32	61	124	3.44
	5	BRA - BRAZIL	34	70	108	212	2.62
	6	CHN - CHINA	30	53	113	196	2.50
	7	IRQ - IRAQ	25	81	124	230	1.92
	8	JPN - JAPAN	8	63	50	121	0.67
Tournament Totals			256	463	748	1467	5.82


Scoring Servers	Rk	Team	Aces	Faults	Serve Hits	Total Attempts	Avg by Set
	1	IRI - I. R. of IRAN	18	12	191	221	2.00
	1	EGY - EGYPT	18	15	171	204	2.00
	3	CHN - CHINA	18	24	228	270	1.50
	4	RUS - RUSSIAN FEDERATION	13	17	203	233	1.30
	5	BIH - BOSNIA & HERZEGOVINA	12	15	212	239	1.20
	6	BRA - BRAZIL	15	13	215	243	1.15
	7	IRQ - IRAQ	6	2	194	202	0.46
	8	JPN - JAPAN	5	14	127	146	0.42
Tournament Totals			105	112	1541	1758	2.39





TEAMS RANKING BY SKILLS As of 11 SEP 2008

球队技术排名

P6

Non-scoring Diggers	Rk	Team	Digs	Faults	Receptions	Total Attempts	Avg by Set
	1	IRI - I. R. of IRAN	174	18	18	210	19.33
	2	RUS - RUSSIAN FEDERATION	188	30	43	261	18.80
	3	BIH - BOSNIA & HERZEGOVINA	178	42	59	279	17.80
	4	EGY - EGYPT	158	30	32	220	17.56
	5	CHN - CHINA	197	61	41	299	16.42
	6	BRA - BRAZIL	189	93	52	334	14.54
	7	JPN - JAPAN	143	96	81	320	11.92
	8	IRQ - IRAQ	154	119	68	341	11.85
Tournament Totals			1381	489	394	2264	31.39

Non-scoring Setters	Rk	Team	Running Sets	Faults	Still Sets	Total Attempts	Avg by Set
	1	EGY - EGYPT	40	4	191	235	4.44
	2	CHN - CHINA	47	4	289	340	3.92
	3	IRI - I. R. of IRAN	35	3	206	244	3.89
	4	JPN - JAPAN	30	12	244	286	2.50
	5	BIH - BOSNIA & HERZEGOVINA	22	3	234	259	2.20
	6	BRA - BRAZIL	25	9	325	359	1.92
	7	RUS - RUSSIAN FEDERATION	18	3	271	292	1.80
	8	IRQ - IRAQ	11	16	313	340	0.85
Tournament Totals			228	54	2073	2355	5.18

Non-scoring Receivers	Rk	Name	Excellents	Faults	Serve Receptions	Total Attempts	Succ %
	1	IRI - I. R. of IRAN	92	3	-	95	96.84
	2	CHN - CHINA	177	6	5	188	94.15
	3	RUS - RUSSIAN FEDERATION	159	4	7	170	93.53
	4	BIH - BOSNIA & HERZEGOVINA	135	6	6	147	91.84
	5	BRA - BRAZIL	211	19	13	243	86.83
	6	EGY - EGYPT	110	5	12	127	86.61
	7	IRQ - IRAQ	240	24	16	280	85.71
	8	JPN - JAPAN	197	23	29	249	79.12
Tournament Totals			1321	90	88	1499	88.13


Legend:							
Avg	Average	Eff%	Efficiency	Rk	Rank	Succ %	Success %





TEAMS RANKING BY SKILLS As of 12 SEP 2008

球队技术排名

P6

Scoring Spikers	Rk	Team	Spikes	Faults	Shots	Total Attempts	Eff %
	1	IRI - I. R. of IRAN	135	54	188	377	21.49
	2	CHN - CHINA	134	64	191	389	17.99
	3	BIH - BOSNIA & HERZEGOVINA	138	63	225	426	17.61
	4	EGY - EGYPT	120	68	224	412	12.62
	5	RUS - RUSSIAN FEDERATION	145	94	220	459	11.11
	6	BRA - BRAZIL	109	75	208	392	8.67
	7	IRQ - IRAQ	98	64	233	395	8.61
	8	JPN - JAPAN	54	74	192	320	0.00
Tournament Totals			933	556	1681	3170	11.89

Scoring Blockers	Rk	Team	Kill Blocks	Faults	Rebounds	Total Attempts	Avg by Set
	1	BIH - BOSNIA & HERZEGOVINA	66	77	148	291	5.08
	2	EGY - EGYPT	50	71	114	235	4.17
	3	IRI - I. R. of IRAN	42	49	95	186	3.50
	4	RUS - RUSSIAN FEDERATION	44	85	132	261	3.38
	5	BRA - BRAZIL	34	70	108	212	2.62
	6	CHN - CHINA	30	53	113	196	2.50
	7	IRQ - IRAQ	25	81	124	230	1.92
	8	JPN - JAPAN	8	63	50	121	0.67
Tournament Totals			299	549	884	1732	5.98


Scoring Servers	Rk	Team	Aces	Faults	Serve Hits	Total Attempts	Avg by Set
	1	IRI - I. R. of IRAN	20	14	259	293	1.67
	2	CHN - CHINA	18	24	228	270	1.50
	2	EGY - EGYPT	18	16	230	264	1.50
	4	RUS - RUSSIAN FEDERATION	15	28	247	290	1.15
	4	BRA - BRAZIL	15	13	215	243	1.15
	6	BIH - BOSNIA & HERZEGOVINA	12	16	285	313	0.92
	7	IRQ - IRAQ	6	2	194	202	0.46
	8	JPN - JAPAN	5	14	127	146	0.42
Tournament Totals			109	127	1785	2021	2.18





TEAMS RANKING BY SKILLS As of 12 SEP 2008

球队技术排名

P6

Non-scoring Diggers	Rk	Team	Digs	Faults	Receptions	Total Attempts	Avg by Set
	1	BIH - BOSNIA & HERZEGOVINA	256	58	79	393	19.69
	2	IRI - I. R. of IRAN	227	29	24	280	18.92
	3	RUS - RUSSIAN FEDERATION	242	40	55	337	18.62
	4	EGY - EGYPT	221	51	67	339	18.42
	5	CHN - CHINA	197	61	41	299	16.42
	6	BRA - BRAZIL	189	93	52	334	14.54
	7	JPN - JAPAN	143	96	81	320	11.92
	8	IRQ - IRAQ	154	119	68	341	11.85
Tournament Totals			1629	547	467	2643	32.58

Non-scoring Setters	Rk	Team	Running Sets	Faults	Still Sets	Total Attempts	Avg by Set
	1	EGY - EGYPT	50	5	282	337	4.17
	2	IRI - I. R. of IRAN	48	4	273	325	4.00
	3	CHN - CHINA	47	4	289	340	3.92
	4	RUS - RUSSIAN FEDERATION	35	7	341	383	2.69
	5	JPN - JAPAN	30	12	244	286	2.50
	6	BRA - BRAZIL	25	9	325	359	1.92
	6	BIH - BOSNIA & HERZEGOVINA	25	3	327	355	1.92
	8	IRQ - IRAQ	11	16	313	340	0.85
Tournament Totals			271	60	2394	2725	5.42

Non-scoring Receivers	Rk	Name	Excellents	Faults	Serve Receptions	Total Attempts	Succ %
	1	IRI - I. R. of IRAN	130	3	5	138	94.20
	2	CHN - CHINA	177	6	5	188	94.15
	3	BIH - BOSNIA & HERZEGOVINA	180	7	9	196	91.84
	4	RUS - RUSSIAN FEDERATION	211	5	14	230	91.74
	5	EGY - EGYPT	173	5	12	190	91.05
	6	BRA - BRAZIL	211	19	13	243	86.83
	7	IRQ - IRAQ	240	24	16	280	85.71
	8	JPN - JAPAN	197	23	29	249	79.12
Tournament Totals			1519	92	103	1714	88.62


Legend:							
Avg	Average	Eff%	Efficiency	Rk	Rank	Succ %	Success %





TEAMS RANKING BY SKILLS As of 13 SEP 2008

球队技术排名

P6

Scoring Spikers	Rk	Team	Spikes	Faults	Shots	Total Attempts	Eff %
	1	IRI - I. R. of IRAN	135	54	188	377	21.49
	2	CHN - CHINA	186	81	257	524	20.04
	3	BIH - BOSNIA & HERZEGOVINA	138	63	225	426	17.61
	4	IRQ - IRAQ	140	75	300	515	12.62
	4	EGY - EGYPT	120	68	224	412	12.62
	6	RUS - RUSSIAN FEDERATION	145	94	220	459	11.11
	7	BRA - BRAZIL	146	105	285	536	7.65
	8	JPN - JAPAN	87	95	274	456	0.00
Tournament Totals			1097	635	1973	3705	12.47

Scoring Blockers	Rk	Team	Kill Blocks	Faults	Rebounds	Total Attempts	Avg by Set
	1	BIH - BOSNIA & HERZEGOVINA	66	77	148	291	5.08
	2	EGY - EGYPT	50	71	114	235	4.17
	3	IRI - I. R. of IRAN	42	49	95	186	3.50
	4	RUS - RUSSIAN FEDERATION	44	85	132	261	3.38
	5	CHN - CHINA	47	79	160	286	2.94
	6	BRA - BRAZIL	46	99	143	288	2.71
	7	IRQ - IRAQ	31	99	163	293	1.94
	8	JPN - JAPAN	10	83	77	170	0.67
Tournament Totals			336	642	1032	2010	5.89


Scoring Servers	Rk	Team	Aces	Faults	Serve Hits	Total Attempts	Avg by Set
	1	IRI - I. R. of IRAN	20	14	259	293	1.67
	2	EGY - EGYPT	18	16	230	264	1.50
	3	CHN - CHINA	19	34	308	361	1.19
	4	BRA - BRAZIL	20	18	279	317	1.18
	5	RUS - RUSSIAN FEDERATION	15	28	247	290	1.15
	6	BIH - BOSNIA & HERZEGOVINA	12	16	285	313	0.92
	7	IRQ - IRAQ	9	7	259	275	0.56
	8	JPN - JAPAN	8	18	183	209	0.53
Tournament Totals			121	151	2050	2322	2.12





TEAMS RANKING BY SKILLS As of 13 SEP 2008

球队技术排名

P6

Non-scoring Diggers	Rk	Team	Digs	Faults	Receptions	Total Attempts	Avg by Set
	1	BIH - BOSNIA & HERZEGOVINA	256	58	79	393	19.69
	2	IRI - I. R. of IRAN	227	29	24	280	18.92
	3	RUS - RUSSIAN FEDERATION	242	40	55	337	18.62
	4	EGY - EGYPT	221	51	67	339	18.42
	5	CHN - CHINA	268	70	50	388	16.75
	6	BRA - BRAZIL	264	114	66	444	15.53
	7	JPN - JAPAN	228	117	100	445	15.20
	8	IRQ - IRAQ	231	140	93	464	14.44
Tournament Totals			1937	619	534	3090	33.98

Non-scoring Setters	Rk	Team	Running Sets	Faults	Still Sets	Total Attempts	Avg by Set
	1	CHN - CHINA	69	7	382	458	4.31
	2	EGY - EGYPT	50	5	282	337	4.17
	3	IRI - I. R. of IRAN	48	4	273	325	4.00
	4	JPN - JAPAN	44	17	343	404	2.93
	5	RUS - RUSSIAN FEDERATION	35	7	341	383	2.69
	6	BIH - BOSNIA & HERZEGOVINA	25	3	327	355	1.92
	7	BRA - BRAZIL	29	10	446	485	1.71
	8	IRQ - IRAQ	13	17	411	441	0.81
Tournament Totals			313	70	2805	3188	5.49

Non-scoring Receivers	Rk	Name	Excellents	Faults	Serve Receptions	Total Attempts	Succ %
	1	IRI - I. R. of IRAN	130	3	5	138	94.20
	2	CHN - CHINA	232	8	11	251	92.43
	3	BIH - BOSNIA & HERZEGOVINA	180	7	9	196	91.84
	4	RUS - RUSSIAN FEDERATION	211	5	14	230	91.74
	5	EGY - EGYPT	173	5	12	190	91.05
	6	BRA - BRAZIL	281	20	18	319	88.09
	7	IRQ - IRAQ	291	27	18	336	86.61
	8	JPN - JAPAN	255	26	35	316	80.70
Tournament Totals			1753	101	122	1976	88.71


Legend:							
Avg	Average	Eff%	Efficiency	Rk	Rank	Succ %	Success %





TEAMS RANKING BY SKILLS As of 15 SEP 2008

球队技术排名

P6

Scoring Spikers		Rk	Team	Spikes	Faults	Shots	Total Attempts	Eff %
	1	CHN - CHINA	186	81	257	524	20.04	
	2	IRI - I. R. of IRAN	173	81	236	490	18.78	
	3	BIH - BOSNIA & HERZEGOVINA	162	91	288	541	13.12	
	4	IRQ - IRAQ	140	75	300	515	12.62	
	5	RUS - RUSSIAN FEDERATION	199	126	314	639	11.42	
	6	EGY - EGYPT	161	103	332	596	9.73	
	7	BRA - BRAZIL	146	105	285	536	7.65	
	8	JPN - JAPAN	87	95	274	456	0.00	
	Tournament Totals			1254	757	2286	4297	11.57

Scoring Blockers		Rk	Team	Kill Blocks	Faults	Rebounds	Total Attempts	Avg by Set
	1	BIH - BOSNIA & HERZEGOVINA	81	105	172	358	5.06	
	2	EGY - EGYPT	66	111	162	339	3.88	
	3	IRI - I. R. of IRAN	55	67	129	251	3.67	
	4	RUS - RUSSIAN FEDERATION	61	109	192	362	3.39	
	5	CHN - CHINA	47	79	160	286	2.94	
	6	BRA - BRAZIL	46	99	143	288	2.71	
	7	IRQ - IRAQ	31	99	163	293	1.94	
	8	JPN - JAPAN	10	83	77	170	0.67	
	Tournament Totals			397	752	1198	2347	6.11


Scoring Servers		Rk	Team	Aces	Faults	Serve Hits	Total Attempts	Avg by Set
	1	IRI - I. R. of IRAN	22	15	330	367	1.47	
	2	EGY - EGYPT	22	18	320	360	1.29	
	3	CHN - CHINA	19	34	308	361	1.19	
	4	BRA - BRAZIL	20	18	279	317	1.18	
	5	RUS - RUSSIAN FEDERATION	17	32	345	394	0.94	
	6	BIH - BOSNIA & HERZEGOVINA	14	18	344	376	0.88	
	7	IRQ - IRAQ	9	7	259	275	0.56	
	8	JPN - JAPAN	8	18	183	209	0.53	
	Tournament Totals			131	160	2368	2659	2.02





TEAMS RANKING BY SKILLS As of 15 SEP 2008

球队技术排名

P6

Non-scoring Diggers	Rk	Team	Digs	Faults	Receptions	Total Attempts	Avg by Set
	1	BIH - BOSNIA & HERZEGOVINA	315	68	87	470	19.69
	2	RUS - RUSSIAN FEDERATION	350	64	79	493	19.44
	3	IRI - I. R. of IRAN	288	41	35	364	19.20
	4	EGY - EGYPT	320	74	96	490	18.82
	5	CHN - CHINA	268	70	50	388	16.75
	6	BRA - BRAZIL	264	114	66	444	15.53
	7	JPN - JAPAN	228	117	100	445	15.20
	8	IRQ - IRAQ	231	140	93	464	14.44
Tournament Totals			2264	688	606	3558	34.83

Non-scoring Setters	Rk	Team	Running Sets	Faults	Still Sets	Total Attempts	Avg by Set
	1	CHN - CHINA	69	7	382	458	4.31
	2	EGY - EGYPT	66	5	413	484	3.88
	3	IRI - I. R. of IRAN	53	5	366	424	3.53
	4	JPN - JAPAN	44	17	343	404	2.93
	5	RUS - RUSSIAN FEDERATION	43	10	482	535	2.39
	6	BIH - BOSNIA & HERZEGOVINA	38	5	406	449	2.38
	7	BRA - BRAZIL	29	10	446	485	1.71
	8	IRQ - IRAQ	13	17	411	441	0.81
Tournament Totals			355	76	3249	3680	5.46

Non-scoring Receivers	Rk	Name	Excellents	Faults	Serve Receptions	Total Attempts	Succ %
	1	IRI - I. R. of IRAN	186	4	6	196	94.90
	2	CHN - CHINA	232	8	11	251	92.43
	3	BIH - BOSNIA & HERZEGOVINA	244	9	12	265	92.08
	4	EGY - EGYPT	256	8	15	279	91.76
	5	RUS - RUSSIAN FEDERATION	289	8	19	316	91.46
	6	BRA - BRAZIL	281	20	18	319	88.09
	7	IRQ - IRAQ	291	27	18	336	86.61
	8	JPN - JAPAN	255	26	35	316	80.70
Tournament Totals			2034	110	134	2278	89.29

Legend:							
Avg	Average	Eff%	Efficiency	Rk	Rank	Succ %	Success %



PLAYERS RANKING BY SKILLS As of 7 SEP 2008

球员技术排名

P5

BEST SCORERS

Rk	No	Name	NOC	Spike	Block	Serve	Total
1	10	ALIBASIC Safet	BIH	7	9	1	17
2	1	ELSHWIKH Hesham Salah	EGY	8	2	3	13
3	4	ALIPOURIAN Davood	IRI	7	3	2	12
4	12	ABOUELYAZEID Mohamed A.	EGY	9	2	-	11
5	5	GAO Hui	CHN	9	1	-	10
5	12	KHALEGHI Mohammad	IRI	4	5	1	10
7	2	MANKO Adnan	BIH	6	3	-	9
7	4	ABD ALLA Ashraf Zaghloul	EGY	5	1	3	9
9	11	ZHANG Zhongmin	CHN	7	-	1	8
10	9	MOSSA El Saad	EGY	2	4	1	7
11	1	GODINJAK Ismet	BIH	4	2	-	6
11	11	OLIVEIRA Wescley	BRA	5	1	-	6
11	9	WANG Haidong	CHN	5	-	1	6
11	10	LI Mingfa	CHN	3	2	1	6
11	8	EIMERY Jalil	IRI	4	-	2	6
11	9	EBRAHIMIBALADEZAEI S.	IRI	5	-	1	6
11	10	ZIRAH I Isa	IRI	5	-	1	6
18	5	MEDIC Asim	BIH	5	-	-	5
18	11	DELALIC Sabahudin	BIH	2	3	-	5
18	7	SILVA Gilberto	BRA	3	2	-	5
18	2	SOLIMAN Ahmed Mohamed	EGY	3	1	1	5
18	5	ELBAHAHEY Taher Adel	EGY	3	1	1	5
23	10	LEITE Renato	BRA	3	1	-	4
23	8	ZHOU Canming	CHN	2	2	-	4
23	1	HOSSEINI FAR Seyed M.	IRI	4	-	-	4
23	9	TANAKA Koji	JPN	3	-	1	4
27	6	DURAN Mirzet	BIH	2	1	-	3
27	12	JUSUFOVIC Ermin	BIH	2	1	-	3
27	12	REBOLCAS Diogo	BRA	1	2	-	3
27	2	RAHIMI Mohammad Resa	IRI	2	-	1	3
27	3	PEIDAYESH Reza	IRI	3	-	-	3
27	5	HAMID ZAGEH Mahdi	IRI	2	-	1	3
33	6	EMARA Mohamed Abd Elhamed	EGY	1	-	1	2
33	1	KANAO Satoshi	JPN	2	-	-	2
35	8	HAMZIC Dzevad	BIH	1	-	-	1
35	3	GOMES Guilherme	BRA	-	1	-	1
35	1	TONG Jiao	CHN	1	-	-	1
35	6	HASSANPOUR Naser	IRI	-	1	-	1
35	7	BIGDELI Sadegh	IRI	1	-	-	1
35	2	YOSHIDA Hitoshi	JPN	1	-	-	1
Tournament Totals				142	51	24	217




PLAYERS RANKING BY SKILLS As of 7 SEP 2008


球员技术排名

P5


BEST SPIKERS

Scoring Spikers	Rk	No	Name	NOC	Spikes	Faults	Shots	Total Attempts	Eff %
	1	4	ALIPOURIAN Davood	IRI	7	2	3	12	41.67
	2	1	ELSHWIKH Hesham Salah	EGY	8	2	7	17	35.29
	3	12	ABOELYAZEID Mohamed A.	EGY	9	2	9	20	35.00
	4	10	LEITE Renato	BRA	3	-	9	12	25.00
	5	5	MEDIC Asim	BIH	5	2	8	15	20.00
	6	1	GODINJAK Ismet	BIH	4	2	9	15	13.33
	7	2	MANKO Adnan	BIH	6	4	6	16	12.50
	8	10	ALIBASIC Safet	BIH	7	5	8	20	10.00
	9	11	OLIVEIRA Wesley	BRA	5	4	3	12	8.33
	10	5	GAO Hui	CHN	9	7	9	25	8.00
Limit 15.00 %	Team Totals				142	100	249	491	8.55

BEST BLOCKERS

Scoring Blockers	Rk	No	Name	NOC	Kill Blocks	Faults	Rebounds	Total Attempts	Avg by Set
	1	10	ALIBASIC Safet	BIH	9	2	8	19	3.00
	2	12	KHALEGHI Mohammad	IRI	5	-	1	6	1.67
	3	9	MOSSA El Saad	EGY	4	1	3	8	1.33
	4	2	MANKO Adnan	BIH	3	4	5	12	1.00
	4	11	DELALIC Sabahudin	BIH	3	1	5	9	1.00
	4	4	ALIPOURIAN Davood	IRI	3	-	4	7	1.00
	Team Totals				51	76	137	264	5.67

BEST SERVERS

Scoring Servers	Rk	No	Name	NOC	Aces	Faults	Serve Hits	Total Attempts	Avg by Set
	1	4	ABD ALLA Ashraf Zaghloul	EGY	3	-	11	14	1.00
	1	1	ELSHWIKH Hesham Salah	EGY	3	1	5	9	1.00
	3	8	EIMERY Jalil	IRI	2	1	13	16	0.67
	3	4	ALIPOURIAN Davood	IRI	2	-	6	8	0.67
	Team Totals				24	20	292	336	2.67




PLAYERS RANKING BY SKILLS As of 7 SEP 2008


球员技术排名

P5


BEST DIGGERS

Non-scoring Diggers	Rk	No	Name	NOC	Digs	Faults	Receptions	Total Attempts	Avg by Set
	1	11	DELALIC Sabahudin	BIH	14	1	4	19	4.67
	2	1	ELSHWIKH Hesham Salah	EGY	11	3	-	14	3.67
	3	8	ZHOU Canming	CHN	10	5	1	16	3.33
	3	12	ABOUELYAZEID Mohamed A.	EGY	10	-	2	12	3.33
	5	1	TONG Jiao	CHN	9	6	6	21	3.00
	5	2	MANKO Adnan	BIH	9	2	4	15	3.00
	5	10	LEITE Renato	BRA	9	3	2	14	3.00
	5	5	MEDIC Asim	BIH	9	1	3	13	3.00
	5	11	SALEHI HAJIKOLAEI Ramzan	IRI	9	1	1	11	3.00
	5	1	HOSSEINI FAR Seyed M.	IRI	9	1	-	10	3.00
Team Totals					250	99	64	413	27.78

BEST SETTERS

Non-scoring Setters	Rk	No	Name	NOC	Running Sets	Faults	Still Sets	Total Attempts	Avg by Set
	1	1	TONG Jiao	CHN	8	-	61	69	2.67
	1	5	NAKAYAMA Kaname	JPN	8	1	22	31	2.67
	3	5	ELBAHAHEY Taher Adel	EGY	6	-	24	30	2.00
	4	11	DELALIC Sabahudin	BIH	4	-	45	49	1.33
	4	8	EIMERY Jalil	IRI	4	-	15	19	1.33
	4	4	ALIPOURIAN Davood	IRI	4	-	13	17	1.33
	4	2	YOSHIDA Hitoshi	JPN	4	-	13	17	1.33
	8	1	ELSHWIKH Hesham Salah	EGY	3	1	15	19	1.00
	8	7	YONEZAWA Atsushi	JPN	3	-	4	7	1.00
	10	2	RAHIMI Mohammad Resa	IRI	2	-	11	13	0.67
Team Totals					51	6	375	432	5.67

BEST RECEIVERS

Non-scoring Receivers	Rk	No	Name	NOC	Excellents	Faults	Serve Receptions	Total Attempts	Succ %	
	1	8	ZHOU Canming	CHN	14	-	-	14	100.00	
	1	2	MANKO Adnan	BIH	12	-	-	12	100.00	
	1	11	SALEHI HAJIKOLAEI Ramzan	IRI	11	-	-	11	100.00	
	4	12	ABOUELYAZEID Mohamed A.	EGY	13	-	1	14	92.86	
		5	NAKAYAMA Kaname	JPN	12	1	1	14		
		10	LI Mingfa	CHN	11	1	-	12		
		11	ZHANG Zhongmin	CHN	11	-	-	11		
		2	YOSHIDA Hitoshi	JPN	5	-	6	11		
		8	FREITAS Giovanni	BRA	10	1	-	11		
		10	LEITE Renato	BRA	10	1	-	11		
Limit 25.00 %	Team Totals					235	19	17	271	86.72




PLAYERS RANKING BY SKILLS As of 7 SEP 2008

球员技术排名

P5

BEST LIBEROS

Non-scoring Liberos	Rk	No	Name	NOC	Excellents	Faults	In Play	Total Attempts	Succ %
	1	11	SALEHI HAJIKOLAEI Ramzan	IRI	20	1	1	22	90.91
	2	10	ABDEL-LATIF Abdel Nabi Hassan	EGY	13	1	1	15	86.67
	3	9	JUSUFOVIC Hidaet	BIH	11	1	1	13	84.62
	4	8	TAKASAGO Susumu	JPN	13	7	2	22	59.09

Note:

Best scorers - 50 players are listed, except where ties would extend the list beyond 50 in which case the tied players are not listed.
Skills - 10 players are listed per skill, except where ties would extend the list beyond 10 in which case the tied players are not listed.

Legend:

Avg Average **Eff%** Efficiency **Rk** Rank **Succ %** Success %



PLAYERS RANKING BY SKILLS As of 8 SEP 2008

球员技术排名

P5

BEST SCORERS

Rk	No	Name	NOC	Spike	Block	Serve	Total
1	10	ALIBASIC Safet	BIH	17	15	1	33
2	11	ZHANG Zhongmin	CHN	19	2	1	22
3	4	ALIPOURIAN Davood	IRI	12	5	3	20
4	3	MILENIN Viktor	RUS	11	4	2	17
5	2	MANKO Adnan	BIH	13	3	-	16
5	5	GAO Hui	CHN	12	2	2	16
5	9	WANG Haidong	CHN	12	3	1	16
5	10	ZIRAH I Isa	IRI	13	2	1	16
9	12	KHALEGHI Mohammad	IRI	6	7	1	14
10	1	GODINJAK Ismet	BIH	7	2	4	13
10	1	ELSHWIKH Hesham Salah	EGY	8	2	3	13
12	8	EIMERY Jalil	IRI	6	2	4	12
13	11	DELALIC Sabahudin	BIH	6	4	1	11
13	10	LEITE Renato	BRA	7	4	-	11
13	8	ZHOU Canming	CHN	8	3	-	11
13	12	ABOUELYAZEID Mohamed A.	EGY	9	2	-	11
17	12	JUSUFOVIC Ermin	BIH	7	3	-	10
17	10	LI Mingfa	CHN	6	3	1	10
17	12	JUBOORI Hadi	IRQ	10	-	-	10
17	12	SAVICHEV Alexander	RUS	4	6	-	10
21	4	ABD ALLA Ashraf Zaghloul	EGY	5	1	3	9
21	7	BIGDELI Sadegh	IRI	7	-	2	9
21	10	BAYCHIK Alexander	RUS	8	1	-	9
24	6	DURAN Mirzet	BIH	6	1	1	8
24	7	GORDIYENKO Dmitriy	RUS	8	-	-	8
26	5	MEDIC Asim	BIH	7	-	-	7
26	11	OLIVEIRA Wesley	BRA	6	1	-	7
26	9	MOSSA El Saad	EGY	2	4	1	7
26	2	RAHIMI Mohammad Resa	IRI	3	2	2	7
26	9	EBRAHIMIBALADEZAEI S.	IRI	6	-	1	7
26	9	LAVRINOVICH Andrey	RUS	5	2	-	7
32	7	SILVA Gilberto	BRA	3	3	-	6
33	2	SOLIMAN Ahmed Mohamed	EGY	3	1	1	5
33	5	ELBAHAHEY Taher Adel	EGY	3	1	1	5
33	3	PEIDAYESH Reza	IRI	4	1	-	5
33	6	HASSANPOUR Naser	IRI	3	2	-	5
33	4	KAABI Majeed	IRQ	5	-	-	5
38	3	MEHMEDOVIC Ejub	BIH	2	1	1	4
38	8	HAMZIC Dzevad	BIH	4	-	-	4
38	12	REBOLCAS Diogo	BRA	2	2	-	4
38	1	TONG Jiao	CHN	4	-	-	4
38	1	HOSSEINI FAR Seyed M.	IRI	4	-	-	4
38	5	HAMID ZAGEH Mahdi	IRI	3	-	1	4
38	9	TANAKA Koji	JPN	3	-	1	4
45	5	SILVA Daniel	BRA	1	1	1	3
45	6	AL-MIMAR Saeed	IRQ	2	-	1	3
Tournament Totals				313	102	43	458




PLAYERS RANKING BY SKILLS As of 8 SEP 2008


球员技术排名

P5


BEST SPIKERS

Scoring Spikers	Rk	No	Name	NOC	Spikes	Faults	Shots	Total Attempts	Eff %
	1	10	ZIRAH I Isa	IRI	13	2	11	26	42.31
	2	4	ALIPOURIAN Davood	IRI	12	2	11	25	40.00
	3	1	ELSHWIKH Hesham Salah	EGY	8	2	7	17	35.29
	4	12	ABOUELYAZEID Mohamed A.	EGY	9	2	9	20	35.00
	5	2	MANKO Adnan	BIH	13	5	10	28	28.57
	6	10	ALIBASIC Safet	BIH	17	9	8	34	23.53
	7	10	LEITE Renato	BRA	7	1	19	27	22.22
	8	7	GORDIYENKO Dmitriy	RUS	8	3	12	23	21.74
	9	12	JUBOORI Hadi	IRQ	10	5	15	30	16.67
	10	9	WANG Haidong	CHN	12	5	28	45	15.56
Limit 15.00 %	Team Totals				313	189	530	1032	12.02

BEST BLOCKERS

Scoring Blockers	Rk	No	Name	NOC	Kill Blocks	Faults	Rebounds	Total Attempts	Avg by Set
	1	10	ALIBASIC Safet	BIH	15	3	11	29	2.50
	2	12	SAVICHEV Alexander	RUS	6	7	12	25	2.00
	3	3	MILENIN Viktor	RUS	4	5	14	23	1.33
	3	9	MOSSA El Saad	EGY	4	1	3	8	1.33
	5	12	KHALEGHI Mohammad	IRI	7	-	1	8	1.17
	6	4	ALIPOURIAN Davood	IRI	5	2	5	12	0.83
	Team Totals				102	164	288	554	5.67

BEST SERVERS

Scoring Servers	Rk	No	Name	NOC	Aces	Faults	Serve Hits	Total Attempts	Avg by Set
	1	4	ABD ALLA Ashraf Zaghloul	EGY	3	-	11	14	1.00
	1	1	ELSHWIKH Hesham Salah	EGY	3	1	5	9	1.00
	3	8	EIMERY Jalil	IRI	4	1	27	32	0.67
	3	1	GODINJAK Ismet	BIH	4	1	21	26	0.67
	3	3	MILENIN Viktor	RUS	2	3	11	16	0.67
	6	4	ALIPOURIAN Davood	IRI	3	1	16	20	0.50
	Team Totals				43	41	608	692	2.39




PLAYERS RANKING BY SKILLS As of 8 SEP 2008


球员技术排名

P5


BEST DIGGERS

Non-scoring Diggers	Rk	No	Name	NOC	Digs	Faults	Receptions	Total Attempts	Avg by Set
	1	11	DELALIC Sabahudin	BIH	25	3	6	34	4.17
	2	1	ELSHWIKH Hesham Salah	EGY	11	3	-	14	3.67
	2	3	MILENIN Viktor	RUS	11	1	1	13	3.67
	4	11	ZHANG Zhongmin	CHN	21	5	7	33	3.50
	4	11	SALEHI HAJIKOLAEI Ramzan	IRI	21	4	1	26	3.50
	6	12	ABOUELYAZEID Mohamed A.	EGY	10	-	2	12	3.33
	7	9	WANG Haidong	CHN	18	4	1	23	3.00
	7	12	SAVICHEV Alexander	RUS	9	3	5	17	3.00
7	4	YAKUNIN Sergey	RUS	9	-	3	12	3.00	
Team Totals					511	213	147	871	28.39

BEST SETTERS

Non-scoring Setters	Rk	No	Name	NOC	Running Sets	Faults	Still Sets	Total Attempts	Avg by Set
	1	5	NAKAYAMA Kaname	JPN	8	1	22	31	2.67
	2	1	TONG Jiao	CHN	14	2	137	153	2.33
	3	8	EIMERY Jalil	IRI	13	1	28	42	2.17
	4	11	DELALIC Sabahudin	BIH	12	1	74	87	2.00
	4	5	ELBAHAHEY Taher Adel	EGY	6	-	24	30	2.00
	6	2	YOSHIDA Hitoshi	JPN	4	-	13	17	1.33
	7	4	ALIPOURIAN Davood	IRI	7	-	35	42	1.17
	8	1	ELSHWIKH Hesham Salah	EGY	3	1	15	19	1.00
8	7	YONEZAWA Atsushi	JPN	3	-	4	7	1.00	
Team Totals					96	19	795	910	5.33

BEST RECEIVERS

Non-scoring Receivers	Rk	No	Name	NOC	Excellents	Faults	Serve Receptions	Total Attempts	Succ %	
	1	11	SALEHI HAJIKOLAEI Ramzan	IRI	17	-	-	17	100.00	
	2	12	ABOUELYAZEID Mohamed A.	EGY	13	-	1	14	92.86	
	3	8	ZHOU Canming	CHN	35	-	3	38	92.11	
	4	10	BAYCHIK Alexander	RUS	13	-	2	15	86.67	
		11	ZHANG Zhongmin	CHN	24	2	1	27		
		5	GAO Hui	CHN	24	-	-	24		
		2	MANKO Adnan	BIH	19	-	1	20		
		10	LEITE Renato	BRA	16	2	1	19		
		8	FREITAS Giovanni	BRA	17	1	-	18		
		9	JUSUFOVIC Hidaet	BIH	14	1	2	17		
Limit 25.00 %	Team Totals					506	35	32	573	88.31




PLAYERS RANKING BY SKILLS As of 8 SEP 2008

球员技术排名

P5

BEST LIBEROS

Non-scoring Liberos	Rk	No	Name	NOC	Excellents	Faults	In Play	Total Attempts	Succ %
	1	11	SALEHI HAJIKOLAEI Ramzan	IRI	38	4	1	43	88.37
	2	6	VOLKOV Alexey	RUS	7	1	-	8	87.50
	3	10	ABDEL-LATIF Abdel Nabi Hassan	EGY	13	1	1	15	86.67
	4	9	JUSUFOVIC Hidaet	BIH	26	2	7	35	74.29
	5	3	MAJEED Majeed	IRQ	12	3	2	17	70.59
	6	8	TAKASAGO Susumu	JPN	13	7	2	22	59.09

Note:

Best scorers - 50 players are listed, except where ties would extend the list beyond 50 in which case the tied players are not listed.
Skills - 10 players are listed per skill, except where ties would extend the list beyond 10 in which case the tied players are not listed.

Legend:

Avg Average Eff% Efficiency Rk Rank Succ % Success %

PLAYERS RANKING BY SKILLS As of 9 SEP 2008

球员技术排名

P5

BEST SCORERS

Rk	No	Name	NOC	Spike	Block	Serve	Total
1	10	ALIBASIC Safet	BIH	17	15	1	33
1	4	ALIPOURIAN Davood	IRI	21	9	3	33
3	3	MILENIN Viktor	RUS	20	8	3	31
4	10	ZIRAH I Isa	IRI	24	2	1	27
5	12	SAVICHEV Alexander	RUS	12	11	1	24
6	12	ABOUELYAZEID Mohamed A.	EGY	17	6	-	23
7	11	ZHANG Zhongmin	CHN	19	2	1	22
8	10	LEITE Renato	BRA	17	4	-	21
8	1	ELSHWIKH Hesham Salah	EGY	11	6	4	21
8	7	GORDIYENKO Dmitriy	RUS	20	1	-	21
11	8	EIMERY Jalil	IRI	9	4	6	19
11	12	JUBOORI Hadi	IRQ	16	3	-	19
13	11	OLIVEIRA Wesley	BRA	13	4	-	17
13	9	TANAKA Koji	JPN	16	-	1	17
13	10	BAYCHIK Alexander	RUS	11	4	2	17
16	2	MANKO Adnan	BIH	13	3	-	16
16	5	GAO Hui	CHN	12	2	2	16
16	9	WANG Haidong	CHN	12	3	1	16
16	7	BIGDELI Sadegh	IRI	12	2	2	16
16	9	EBRAHIMIBALADEZAEI S.	IRI	14	-	2	16
21	4	ABD ALLA Ashraf Zaghloul	EGY	9	3	3	15
22	3	PEIDAYESH Reza	IRI	11	3	-	14
22	12	KHALEGHI Mohammad	IRI	6	7	1	14
24	1	GODINJAK Ismet	BIH	7	2	4	13
24	9	LAVRINOVICH Andrey	RUS	11	2	-	13
26	9	MOSSA EI Saad	EGY	6	5	1	12
27	11	DELALIC Sabahudin	BIH	6	4	1	11
27	7	SILVA Gilberto	BRA	7	4	-	11
27	8	ZHOU Canming	CHN	8	3	-	11
30	12	JUSUFOVIC Ermin	BIH	7	3	-	10
30	5	SILVA Daniel	BRA	4	2	4	10
30	10	LI Mingfa	CHN	6	3	1	10
33	12	REBOLCAS Diogo	BRA	3	6	-	9
33	4	KAABI Majeed	IRQ	8	1	-	9
35	6	DURAN Mirzet	BIH	6	1	1	8
36	5	MEDIC Asim	BIH	7	-	-	7
36	2	SOLIMAN Ahmed Mohamed	EGY	5	1	1	7
36	5	ELBAHAHEY Taher Adel	EGY	3	2	2	7
36	2	RAHIMI Mohammad Resa	IRI	3	2	2	7
36	1	KANAO Satoshi	JPN	5	1	1	7
41	3	GOMES Guilherme	BRA	2	3	1	6
41	8	FREITAS Giovanni	BRA	3	3	-	6
43	6	HASSANPOUR Naser	IRI	3	2	-	5
43	4	YAMAMOTO Arata	JPN	4	1	-	5
43	7	YONEZAWA Atsushi	JPN	4	-	1	5
Tournament Totals				489	162	60	711




PLAYERS RANKING BY SKILLS As of 9 SEP 2008


球员技术排名

P5


BEST SPIKERS

Scoring Spikers	Rk	No	Name	NOC	Spikes	Faults	Shots	Total Attempts	Eff %
	1	10	ZIRAH I Isa	IRI	24	6	18	48	37.50
	2	4	ALIPOURIAN Davood	IRI	21	4	23	48	35.42
	3	10	LEITE Renato	BRA	17	2	25	44	34.09
	4	2	MANKO Adnan	BIH	13	5	10	28	28.57
	5	7	GORDIYENKO Dmitriy	RUS	20	6	24	50	28.00
	6	10	ALIBASIC Safet	BIH	17	9	8	34	23.53
	7	3	MILENIN Viktor	RUS	20	11	16	47	19.15
	8	1	ELSHWIKH Hesham Salah	EGY	11	5	19	35	17.14
	9	9	WANG Haidong	CHN	12	5	28	45	15.56
	10	12	ABOUELYAZEID Mohamed A.	EGY	17	9	34	60	13.33
Limit 15.00 %	Team Totals				489	286	843	1618	12.55

BEST BLOCKERS

Scoring Blockers	Rk	No	Name	NOC	Kill Blocks	Faults	Rebounds	Total Attempts	Avg by Set
	1	10	ALIBASIC Safet	BIH	15	3	11	29	2.50
	2	12	SAVICHEV Alexander	RUS	11	11	16	38	1.83
	3	3	MILENIN Viktor	RUS	8	8	19	35	1.33
	4	4	ALIPOURIAN Davood	IRI	9	4	15	28	1.00
	4	1	ELSHWIKH Hesham Salah	EGY	6	10	12	28	1.00
	4	12	ABOUELYAZEID Mohamed A.	EGY	6	4	11	21	1.00
	7	9	MOSSA El Saad	EGY	5	2	6	13	0.83
	8	12	KHALEGHI Mohammad	IRI	7	-	1	8	0.78
	Team Totals				162	276	448	886	6.00

BEST SERVERS

Scoring Servers	Rk	No	Name	NOC	Aces	Faults	Serve Hits	Total Attempts	Avg by Set
	1	8	EIMERY Jalil	IRI	6	4	41	51	0.67
	1	1	GODINJAK Ismet	BIH	4	1	21	26	0.67
	1	1	ELSHWIKH Hesham Salah	EGY	4	2	16	22	0.67
	4	3	MILENIN Viktor	RUS	3	3	23	29	0.50
	4	4	ABD ALLA Ashraf Zaghloul	EGY	3	-	17	20	0.50
	6	5	SILVA Daniel	BRA	4	1	11	16	0.44
	7	4	ALIPOURIAN Davood	IRI	3	2	29	34	0.33
	7	5	GAO Hui	CHN	2	1	19	22	0.33
	7	5	ELBAHAHEY Taher Adel	EGY	2	-	16	18	0.33
	7	10	BAYCHIK Alexander	RUS	2	1	14	17	0.33
	Team Totals				60	58	939	1057	2.22




PLAYERS RANKING BY SKILLS As of 9 SEP 2008


球员技术排名

P5


BEST DIGGERS

Non-scoring Diggers	Rk	No	Name	NOC	Digs	Faults	Receptions	Total Attempts	Avg by Set
	1	11	DELALIC Sabahudin	BIH	25	3	6	34	4.17
	2	11	SALEHI HAJIKOLAEI Ramzan	IRI	37	6	2	45	4.11
	3	1	ELSHWIKH Hesham Salah	EGY	22	8	1	31	3.67
	4	11	ZHANG Zhongmin	CHN	21	5	7	33	3.50
	4	12	ABOUELYAZEID Mohamed A.	EGY	21	2	3	26	3.50
	6	9	LAVRINOVICH Andrey	RUS	20	5	6	31	3.33
	6	4	YAKUNIN Sergey	RUS	20	1	5	26	3.33
	8	3	MILENIN Viktor	RUS	19	1	3	23	3.17
	9	9	WANG Haidong	CHN	18	4	1	23	3.00
	Team Totals					803	309	236	1348

BEST SETTERS

Non-scoring Setters	Rk	No	Name	NOC	Running Sets	Faults	Still Sets	Total Attempts	Avg by Set
	1	5	ELBAHAAY Taher Adel	EGY	21	1	45	67	3.50
	2	1	TONG Jiao	CHN	14	2	137	153	2.33
	3	11	DELALIC Sabahudin	BIH	12	1	74	87	2.00
	4	8	EIMERY Jailil	IRI	16	1	58	75	1.78
	5	5	NAKAYAMA Kaname	JPN	10	1	55	66	1.67
	6	4	ALIPOURIAN Davood	IRI	13	-	86	99	1.44
	7	1	ELSHWIKH Hesham Salah	EGY	8	1	36	45	1.33
	8	4	YAKUNIN Sergey	RUS	6	1	84	91	1.00
	8	2	YOSHIDA Hitoshi	JPN	6	1	47	54	1.00
Team Totals					139	29	1245	1413	5.15

BEST RECEIVERS

Non-scoring Receivers	Rk	No	Name	NOC	Excellents	Faults	Serve Receptions	Total Attempts	Succ %	
	1	11	SALEHI HAJIKOLAEI Ramzan	IRI	36	2	-	38	94.74	
	2	8	ZHOU Canming	CHN	35	-	3	38	92.11	
	3	12	ABOUELYAZEID Mohamed A.	EGY	31	-	4	35	88.57	
	4	10	ABDEL-LATIF Abdel Nabi Hassan	EGY	25	3	1	29	86.21	
	5	10	BAYCHIK Alexander	RUS	23	1	3	27	85.19	
		1	KANAO Satoshi	JPN	23	2	6	31		
		5	DAHASH Ahmed	IRQ	26	2	-	28		
		11	ZHANG Zhongmin	CHN	24	2	1	27		
		5	GAO Hui	CHN	24	-	-	24		
		1	MELLO Rodrigo	BRA	21	2	1	24		
Limit 25.00 %	Team Totals					790	52	54	896	88.17




PLAYERS RANKING BY SKILLS As of 9 SEP 2008

球员技术排名

P5

BEST LIBEROS

Non-scoring Liberos	Rk	No	Name	NOC	Excellents	Faults	In Play	Total Attempts	Succ %
	1	6	VOLKOV Alexey	RUS	13	1	-	14	92.86
	2	11	SALEHI HAJIKOLAEI Ramzan	IRI	73	8	2	83	87.95
	3	1	MELLO Rodrigo	BRA	27	8	1	36	75.00
	4	9	JUSUFOVIC Hidaet	BIH	26	2	7	35	74.29
	5	10	ABDEL-LATIF Abdel Nabi Hassan	EGY	39	6	9	54	72.22
	6	8	TAKASAGO Susumu	JPN	31	12	7	50	62.00
	7	3	MAJEED Majeed	IRQ	14	9	3	26	53.85

Note:

Best scorers - 50 players are listed, except where ties would extend the list beyond 50 in which case the tied players are not listed.
Skills - 10 players are listed per skill, except where ties would extend the list beyond 10 in which case the tied players are not listed.

Legend:

Avg Average **Eff%** Efficiency **Rk** Rank **Succ %** Success %

PLAYERS RANKING BY SKILLS As of 10 SEP 2008

球员技术排名

P5

BEST SCORERS

Rk	No	Name	NOC	Spike	Block	Serve	Total
1	3	MILENIN Viktor	RUS	35	12	6	53
2	10	ALIBASIC Safet	BIH	24	20	1	45
3	11	ZHANG Zhongmin	CHN	29	6	1	36
3	12	SAVICHEV Alexander	RUS	19	16	1	36
5	12	ABOUELYAZEID Mohamed A.	EGY	26	9	-	35
6	5	GAO Hui	CHN	27	4	2	33
6	4	ALIPOURIAN Davood	IRI	21	9	3	33
6	7	GORDIYENKO Dmitriy	RUS	31	1	1	33
9	12	JUBOORI Hadi	IRQ	26	4	-	30
10	2	MANKO Adnan	BIH	19	9	1	29
10	9	WANG Haidong	CHN	18	5	6	29
10	1	ELSHWIKH Hesham Salah	EGY	18	7	4	29
13	10	ZIRAH Iisa	IRI	24	2	1	27
14	1	GODINJAK Ismet	BIH	15	6	5	26
15	4	ABD ALLA Ashraf Zaghloul	EGY	13	7	3	23
16	10	LEITE Renato	BRA	17	4	-	21
16	10	BAYCHIK Alexander	RUS	13	5	3	21
18	9	TANAKA Koji	JPN	19	-	1	20
19	8	EIMERY Jalil	IRI	9	4	6	19
20	9	MOSSA El Saad	EGY	8	5	5	18
20	9	LAVRINOVICH Andrey	RUS	16	2	-	18
22	11	OLIVEIRA Wesley	BRA	13	4	-	17
22	10	LI Mingfa	CHN	12	4	1	17
24	5	MEDIC Asim	BIH	11	5	-	16
24	7	BIGDELI Sadegh	IRI	12	2	2	16
24	9	EBRAHIMIBALADEZAEI S.	IRI	14	-	2	16
27	8	ZHOU Canming	CHN	9	4	2	15
28	11	DELALIC Sabahudin	BIH	7	4	3	14
28	12	JUSUFOVIC Ermin	BIH	10	4	-	14
28	2	SOLIMAN Ahmed Mohamed	EGY	8	3	3	14
28	3	PEIDAYESH Reza	IRI	11	3	-	14
28	12	KHALEGHI Mohammad	IRI	6	7	1	14
33	6	DURAN Mirzet	BIH	10	2	1	13
34	5	ELBAHAHEY Taher Adel	EGY	6	4	2	12
35	7	SILVA Gilberto	BRA	7	4	-	11
35	4	KAABI Majeed	IRQ	10	1	-	11
35	1	KANAO Satoshi	JPN	9	1	1	11
38	5	SILVA Daniel	BRA	4	2	4	10
38	4	YAMAMOTO Arata	JPN	7	3	-	10
40	12	REBOLCAS Diogo	BRA	3	6	-	9
41	1	TONG Jiao	CHN	6	1	1	8
42	2	RAHIMI Mohammad Resa	IRI	3	2	2	7
43	3	GOMES Guilherme	BRA	2	3	1	6
43	8	FREITAS Giovani	BRA	3	3	-	6
43	6	EMARA Mohamed Abd Elhamed	EGY	4	1	1	6
43	7	ALAI BI Naser	IRQ	3	3	-	6
43	8	KHAYOON Mahdi	IRQ	3	3	-	6
43	7	YONEZAWA Atsushi	JPN	5	-	1	6
43	4	YAKUNIN Sergey	RUS	3	1	2	6
Tournament Totals				667	230	86	983




PLAYERS RANKING BY SKILLS As of 10 SEP 2008


球员技术排名

P5


BEST SPIKERS

Scoring Spikers	Rk	No	Name	NOC	Spikes	Faults	Shots	Total Attempts	Eff %
	1	10	ZIRAH I Isa	IRI	24	6	18	48	37.50
	2	4	ALIPOURIAN Davood	IRI	21	4	23	48	35.42
	3	10	LEITE Renato	BRA	17	2	25	44	34.09
	4	1	ELSHWIKH Hesham Salah	EGY	18	6	27	51	23.53
	5	5	GAO Hui	CHN	27	12	27	66	22.73
	6	9	WANG Haidong	CHN	18	6	35	59	20.34
	7	1	GODINJAK Ismet	BIH	15	5	33	53	18.87
	8	12	ABOUELYAZEID Mohamed A.	EGY	26	12	43	81	17.28
	9	7	GORDIYENKO Dmitriy	RUS	31	15	48	94	17.02
	10	11	ZHANG Zhongmin	CHN	29	15	49	93	15.05
Limit 15.00 %	Team Totals				667	397	1211	2275	11.87

BEST BLOCKERS

Scoring Blockers	Rk	No	Name	NOC	Kill Blocks	Faults	Rebounds	Total Attempts	Avg by Set
	1	10	ALIBASIC Safet	BIH	20	8	17	45	2.00
	2	12	SAVICHEV Alexander	RUS	16	19	31	66	1.60
	3	3	MILENIN Viktor	RUS	12	19	33	64	1.20
	4	12	ABOUELYAZEID Mohamed A.	EGY	9	5	17	31	1.00
	4	4	ALIPOURIAN Davood	IRI	9	4	15	28	1.00
	6	2	MANKO Adnan	BIH	9	13	16	38	0.90
	7	1	ELSHWIKH Hesham Salah	EGY	7	10	19	36	0.78
	7	4	ABD ALLA Ashraf Zaghloul	EGY	7	9	12	28	0.78
	7	12	KHALEGHI Mohammad	IRI	7	-	1	8	0.78
		Team Totals				230	386	641	1257

BEST SERVERS


Scoring Servers	Rk	No	Name	NOC	Aces	Faults	Serve Hits	Total Attempts	Avg by Set
	1	8	EIMERY Jalil	IRI	6	4	41	51	0.67
	1	9	WANG Haidong	CHN	6	2	31	39	0.67
	3	3	MILENIN Viktor	RUS	6	6	33	45	0.60
	4	9	MOSSA El Saad	EGY	5	1	34	40	0.56
	5	1	GODINJAK Ismet	BIH	5	1	31	37	0.50
	6	1	ELSHWIKH Hesham Salah	EGY	4	6	21	31	0.44
	6	5	SILVA Daniel	BRA	4	1	11	16	0.44
	8	4	ALIPOURIAN Davood	IRI	3	2	29	34	0.33
	8	2	SOLIMAN Ahmed Mohamed	EGY	3	4	26	33	0.33
	8	4	ABD ALLA Ashraf Zaghloul	EGY	3	-	19	22	0.33
	Team Totals				86	90	1280	1456	2.32

PLAYERS RANKING BY SKILLS As of 10 SEP 2008


球员技术排名

P5


BEST DIGGERS

Non-scoring Diggers	Rk	No	Name	NOC	Digs	Faults	Receptions	Total Attempts	Avg by Set
	1	9	WANG Haidong	CHN	39	7	1	47	4.33
	2	4	YAKUNIN Sergey	RUS	43	2	8	53	4.30
	3	11	SALEHI HAJIKOLAEI Ramzan	IRI	37	6	2	45	4.11
	4	11	DELALIC Sabahudin	BIH	40	6	9	55	4.00
	5	12	ABOUELYAZEID Mohamed A.	EGY	34	2	5	41	3.78
	6	1	ELSHWIKH Hesham Salah	EGY	33	12	4	49	3.67
	7	11	ZHANG Zhongmin	CHN	30	10	9	49	3.33
	8	10	ALIBASIC Safet	BIH	33	7	11	51	3.30
	8	9	LAVRINOVICH Andrey	RUS	33	6	7	46	3.30
Team Totals					1178	412	337	1927	31.84

BEST SETTERS

Non-scoring Setters	Rk	No	Name	NOC	Running Sets	Faults	Still Sets	Total Attempts	Avg by Set
	1	1	TONG Jiao	CHN	26	2	192	220	2.89
	2	5	ELBAHAAY Taher Adel	EGY	24	1	56	81	2.67
	3	11	DELALIC Sabahudin	BIH	19	2	133	154	1.90
	4	8	EIMERY Jailil	IRI	16	1	58	75	1.78
	5	5	NAKAYAMA Kaname	JPN	14	2	87	103	1.56
	5	1	ELSHWIKH Hesham Salah	EGY	14	2	56	72	1.56
	7	4	ALIPOURIAN Davood	IRI	13	-	86	99	1.44
	8	4	YAKUNIN Sergey	RUS	12	1	178	191	1.20
	9	2	YOSHIDA Hitoshi	JPN	7	3	79	89	0.78
	10	3	GOMES Guilherme	BRA	4	2	66	72	0.44
Team Totals					183	37	1758	1978	4.95

BEST RECEIVERS

Non-scoring Receivers	Rk	No	Name	NOC	Excellents	Faults	Serve Receptions	Total Attempts	Succ %	
	1	11	SALEHI HAJIKOLAEI Ramzan	IRI	36	2	-	38	94.74	
	2	10	ALIBASIC Safet	BIH	35	1	1	37	94.59	
	3	8	ZHOU Canming	CHN	45	1	3	49	91.84	
	4	12	ABOUELYAZEID Mohamed A.	EGY	40	-	4	44	90.91	
		1	KANAO Satoshi	JPN	33	4	7	44		
		10	BAYCHIK Alexander	RUS	35	1	3	39		
		8	TAKASAGO Susumu	JPN	30	4	4	38		
		5	GAO Hui	CHN	32	-	-	32		
		9	JUSUFOVIC Hidaet	BIH	28	2	2	32		
		11	ZHANG Zhongmin	CHN	29	2	1	32		
	Limit 25.00 %	Team Totals					1088	73	68	1229




PLAYERS RANKING BY SKILLS As of 10 SEP 2008

球员技术排名

P5

BEST LIBEROS

Non-scoring Liberos	Rk	No	Name	NOC	Excellents	Faults	In Play	Total Attempts	Succ %
	1	13	DING Xiaochao	CHN	3	-	-	3	100.00
	2	7	HASSANEIN Salah Atta	EGY	23	-	2	25	92.00
	3	11	SALEHI HAJIKOLAEI Ramzan	IRI	73	8	2	83	87.95
	4	6	VOLKOV Alexey	RUS	37	2	4	43	86.05
	5	9	JUSUFOVIC Hidaet	BIH	45	4	8	57	78.95
	6	1	MELLO Rodrigo	BRA	27	8	1	36	75.00
	7	10	ABDEL-LATIF Abdel Nabi Hassan	EGY	39	6	9	54	72.22
	8	8	TAKASAGO Susumu	JPN	45	19	15	79	56.96
	9	3	MAJEED Majeed	IRQ	17	13	4	34	50.00

Note:

Best scorers - 50 players are listed, except where ties would extend the list beyond 50 in which case the tied players are not listed.
Skills - 10 players are listed per skill, except where ties would extend the list beyond 10 in which case the tied players are not listed.

Legend:

Avg Average Eff% Efficiency Rk Rank Succ % Success %



PLAYERS RANKING BY SKILLS As of 11 SEP 2008

球员技术排名

P5

BEST SCORERS

Rk	No	Name	NOC	Spike	Block	Serve	Total
1	3	MILENIN Viktor	RUS	35	12	6	53
2	12	JUBOORI Hadi	IRQ	44	5	-	49
3	11	ZHANG Zhongmin	CHN	35	9	3	47
4	10	ALIBASIC Safet	BIH	24	20	1	45
5	5	GAO Hui	CHN	32	6	3	41
6	11	OLIVEIRA Wescley	BRA	31	6	-	37
7	9	WANG Haidong	CHN	24	5	7	36
7	12	SAVICHEV Alexander	RUS	19	16	1	36
9	12	ABOUELYAZEID Mohamed A.	EGY	26	9	-	35
10	4	ALIPOURIAN Davood	IRI	21	9	3	33
10	7	GORDIYENKO Dmitriy	RUS	31	1	1	33
12	10	LEITE Renato	BRA	24	5	1	30
13	2	MANKO Adnan	BIH	19	9	1	29
13	1	ELSHWIKH Hesham Salah	EGY	18	7	4	29
15	7	SILVA Gilberto	BRA	20	5	2	27
15	10	ZIRAH I Isa	IRI	24	2	1	27
17	1	GODINJAK Ismet	BIH	15	6	5	26
17	10	LI Mingfa	CHN	20	5	1	26
19	9	TANAKA Koji	JPN	24	-	1	25
20	8	ZHOU Canming	CHN	16	4	3	23
20	4	ABD ALLA Ashraf Zaghloul	EGY	13	7	3	23
20	4	KAABI Majeed	IRQ	21	2	-	23
23	10	BAYCHIK Alexander	RUS	13	5	3	21
24	8	EIMERY Jalil	IRI	9	4	6	19
25	9	MOSSA El Saad	EGY	8	5	5	18
25	9	LAVRINOVICH Andrey	RUS	16	2	-	18
27	12	REBOLCAS Diogo	BRA	8	8	1	17
28	5	MEDIC Asim	BIH	11	5	-	16
28	7	BIGDELI Sadegh	IRI	12	2	2	16
28	9	EBRAHIMIBALADEZAEI S.	IRI	14	-	2	16
31	11	DELALIC Sabahudin	BIH	7	4	3	14
31	12	JUSUFOVIC Ermin	BIH	10	4	-	14
31	2	SOLIMAN Ahmed Mohamed	EGY	8	3	3	14
31	3	PEIDAYESH Reza	IRI	11	3	-	14
31	12	KHALEGHI Mohammad	IRI	6	7	1	14
31	6	AL-MIMAR Saeed	IRQ	8	2	4	14
37	6	DURAN Mirzet	BIH	10	2	1	13
37	4	YAMAMOTO Arata	JPN	9	4	-	13
39	4	ARANTES Samuel	BRA	10	-	2	12
39	5	SILVA Daniel	BRA	4	2	6	12
39	5	ELBAHAHEY Taher Adel	EGY	6	4	2	12
42	7	ALAIBI Naser	IRQ	5	6	-	11
42	1	KANAO Satoshi	JPN	9	1	1	11
44	8	KHAYOON Mahdi	IRQ	5	4	1	10
45	3	GOMES Guilherme	BRA	4	4	1	9
45	1	TONG Jiao	CHN	7	1	1	9
45	11	AL-SHAMMARI Salah	IRQ	6	3	-	9
45	7	YONEZAWA Atsushi	JPN	8	-	1	9
49	2	RAHIMI Mohammad Resa	IRI	3	2	2	7
49	5	DAHASH Ahmed	IRQ	5	2	-	7
Tournament Totals				812	256	105	1173




PLAYERS RANKING BY SKILLS As of 11 SEP 2008


球员技术排名

P5


BEST SPIKERS

Scoring Spikers	Rk	No	Name	NOC	Spikes	Faults	Shots	Total Attempts	Eff %
	1	10	ZIRAH I Isa	IRI	24	6	18	48	37.50
	2	4	ALIPOURIAN Davood	IRI	21	4	23	48	35.42
	3	11	OLIVEIRA Wesley	BRA	31	14	24	69	24.64
	4	1	ELSHWIKH Hesham Salah	EGY	18	6	27	51	23.53
	5	10	LEITE Renato	BRA	24	7	48	79	21.52
	6	9	WANG Haidong	CHN	24	9	38	71	21.13
	7	5	GAO Hui	CHN	32	16	31	79	20.25
	8	11	ZHANG Zhongmin	CHN	35	15	52	102	19.61
	9	1	GODINJAK Ismet	BIH	15	5	33	53	18.87
	10	12	ABOUELYAZEID Mohamed A.	EGY	26	12	43	81	17.28
Limit 15.00 %	Team Totals				812	470	1429	2711	12.62

BEST BLOCKERS

Scoring Blockers	Rk	No	Name	NOC	Kill Blocks	Faults	Rebounds	Total Attempts	Avg by Set
	1	10	ALIBASIC Safet	BIH	20	8	17	45	2.00
	2	12	SAVICHEV Alexander	RUS	16	19	31	66	1.60
	3	3	MILENIN Viktor	RUS	12	19	33	64	1.20
	4	12	ABOUELYAZEID Mohamed A.	EGY	9	5	17	31	1.00
	4	4	ALIPOURIAN Davood	IRI	9	4	15	28	1.00
	6	2	MANKO Adnan	BIH	9	13	16	38	0.90
	7	1	ELSHWIKH Hesham Salah	EGY	7	10	19	36	0.78
	7	4	ABD ALLA Ashraf Zaghloul	EGY	7	9	12	28	0.78
	7	12	KHALEGHI Mohammad	IRI	7	-	1	8	0.78
	10	11	ZHANG Zhongmin	CHN	9	6	16	31	0.75
		Team Totals				256	463	748	1467

BEST SERVERS

Scoring Servers	Rk	No	Name	NOC	Aces	Faults	Serve Hits	Total Attempts	Avg by Set
	1	8	EIMERY Jalil	IRI	6	4	41	51	0.67
	2	3	MILENIN Viktor	RUS	6	6	33	45	0.60
	3	9	WANG Haidong	CHN	7	4	41	52	0.58
	4	9	MOSSA El Saad	EGY	5	1	34	40	0.56
	5	1	GODINJAK Ismet	BIH	5	1	31	37	0.50
	6	5	SILVA Daniel	BRA	6	1	15	22	0.46
	7	1	ELSHWIKH Hesham Salah	EGY	4	6	21	31	0.44
	8	4	ALIPOURIAN Davood	IRI	3	2	29	34	0.33
	8	2	SOLIMAN Ahmed Mohamed	EGY	3	4	26	33	0.33
	8	4	ABD ALLA Ashraf Zaghloul	EGY	3	-	19	22	0.33
	Team Totals				105	112	1541	1758	2.39




PLAYERS RANKING BY SKILLS As of 11 SEP 2008


球员技术排名

P5


BEST DIGGERS

Non-scoring Diggers	Rk	No	Name	NOC	Digs	Faults	Receptions	Total Attempts	Avg by Set
	1	4	YAKUNIN Sergey	RUS	43	2	8	53	4.30
	2	11	SALEHI HAJIKOLAEI Ramzan	IRI	37	6	2	45	4.11
	3	11	DELALIC Sabahudin	BIH	40	6	9	55	4.00
	4	12	ABOUELYAZEID Mohamed A.	EGY	34	2	5	41	3.78
	5	1	ELSHWIKH Hesham Salah	EGY	33	12	4	49	3.67
	6	9	WANG Haidong	CHN	43	8	1	52	3.58
	7	10	ALIBASIC Safet	BIH	33	7	11	51	3.30
	7	9	LAVRINOVICH Andrey	RUS	33	6	7	46	3.30
	9	10	LEITE Renato	BRA	42	14	10	66	3.23
	10	11	ZHANG Zhongmin	CHN	38	10	11	59	3.17
Team Totals					1381	489	394	2264	31.39

BEST SETTERS

Non-scoring Setters	Rk	No	Name	NOC	Running Sets	Faults	Still Sets	Total Attempts	Avg by Set
	1	1	TONG Jiao	CHN	42	3	215	260	3.50
	2	5	ELBAHAAY Taher Adel	EGY	24	1	56	81	2.67
	3	11	DELALIC Sabahudin	BIH	19	2	133	154	1.90
	4	8	EIMERY Jalil	IRI	16	1	58	75	1.78
	5	1	ELSHWIKH Hesham Salah	EGY	14	2	56	72	1.56
	6	4	ALIPOURIAN Davood	IRI	13	-	86	99	1.44
	7	5	NAKAYAMA Kaname	JPN	16	4	113	133	1.33
	8	3	GOMES Guilherme	BRA	16	3	145	164	1.23
	9	4	YAKUNIN Sergey	RUS	12	1	178	191	1.20
	10	2	YOSHIDA Hitoshi	JPN	8	7	91	106	0.67
Team Totals					228	54	2073	2355	5.18

BEST RECEIVERS

Non-scoring Receivers	Rk	No	Name	NOC	Excellents	Faults	Serve Receptions	Total Attempts	Succ %	
	1	11	SALEHI HAJIKOLAEI Ramzan	IRI	36	2	-	38	94.74	
	2	10	ALIBASIC Safet	BIH	35	1	1	37	94.59	
	3	8	ZHOU Canming	CHN	53	1	3	57	92.98	
	4	12	ABOUELYAZEID Mohamed A.	EGY	40	-	4	44	90.91	
		1	MELLO Rodrigo	BRA	46	2	4	52		
		10	LEITE Renato	BRA	41	4	2	47		
		8	TAKASAGO Susumu	JPN	35	5	6	46		
		1	KANAO Satoshi	JPN	33	4	7	44		
		2	YOSHIDA Hitoshi	JPN	31	5	7	43		
		5	DAHASH Ahmed	IRQ	37	3	1	41		
Limit 25.00 %	Team Totals					1321	90	88	1499	88.13




PLAYERS RANKING BY SKILLS As of 11 SEP 2008

球员技术排名

P5

BEST LIBEROS

Non-scoring Liberos	Rk	No	Name	NOC	Excellents	Faults	In Play	Total Attempts	Succ %
	1	7	HASSANEIN Salah Atta	EGY	23	-	2	25	92.00
	2	11	SALEHI HAJIKOLAEI Ramzan	IRI	73	8	2	83	87.95
	3	6	VOLKOV Alexey	RUS	37	2	4	43	86.05
	4	13	DING Xiaochao	CHN	6	-	1	7	85.71
	5	9	JUSUFOVIC Hidaet	BIH	45	4	8	57	78.95
	6	1	MELLO Rodrigo	BRA	63	14	4	81	77.78
	7	10	ABDEL-LATIF Abdel Nabi Hassan	EGY	39	6	9	54	72.22
	8	3	MAJEED Majeed	IRQ	32	15	6	53	60.38
	9	8	TAKASAGO Susumu	JPN	52	23	22	97	53.61

Note:

Best scorers - 50 players are listed, except where ties would extend the list beyond 50 in which case the tied players are not listed.
Skills - 10 players are listed per skill, except where ties would extend the list beyond 10 in which case the tied players are not listed.

Legend:

Avg Average **Eff%** Efficiency **Rk** Rank **Succ %** Success %



PLAYERS RANKING BY SKILLS As of 12 SEP 2008

球员技术排名

P5

BEST SCORERS

Rk	No	Name	NOC	Spike	Block	Serve	Total
1	3	MILENIN Viktor	RUS	44	14	7	65
2	10	ALIBASIC Safet	BIH	36	24	1	61
3	12	JUBOORI Hadi	IRQ	44	5	-	49
4	11	ZHANG Zhongmin	CHN	35	9	3	47
4	12	ABOUELYAZEID Mohamed A.	EGY	37	10	-	47
4	12	SAVICHEV Alexander	RUS	27	19	1	47
7	5	GAO Hui	CHN	32	6	3	41
8	1	ELSHWIKH Hesham Salah	EGY	27	9	4	40
8	7	GORDIYENKO Dmitriy	RUS	38	1	1	40
10	4	ALIPOURIAN Davood	IRI	22	11	5	38
11	1	GODINJAK Ismet	BIH	22	10	5	37
11	11	OLIVEIRA Wescley	BRA	31	6	-	37
13	9	WANG Haidong	CHN	24	5	7	36
14	2	MANKO Adnan	BIH	25	9	1	35
14	10	ZIRAH Ilsa	IRI	30	4	1	35
16	10	LEITE Renato	BRA	24	5	1	30
17	9	MOSSA El Saad	EGY	17	6	5	28
18	7	SILVA Gilberto	BRA	20	5	2	27
18	8	EIMERY Jalil	IRI	15	6	6	27
20	10	LI Mingfa	CHN	20	5	1	26
21	4	ABD ALLA Ashraf Zaghloul	EGY	14	8	3	25
21	9	TANAKA Koji	JPN	24	-	1	25
23	5	MEDIC Asim	BIH	14	9	-	23
23	8	ZHOU Canming	CHN	16	4	3	23
23	9	EBRAHIMIBALADEZAEI S.	IRI	18	3	2	23
23	4	KAABI Majeed	IRQ	21	2	-	23
23	10	BAYCHIK Alexander	RUS	15	5	3	23
28	2	SOLIMAN Ahmed Mohamed	EGY	11	8	3	22
29	3	PEIDAYESH Reza	IRI	16	5	-	21
29	9	LAVRINOVICH Andrey	RUS	18	3	-	21
31	12	JUSUFOVIC Ermin	BIH	13	5	-	18
31	7	BIGDELI Sadegh	IRI	14	2	2	18
33	11	DELALIC Sabahudin	BIH	9	5	3	17
33	12	REBOLCAS Diogo	BRA	8	8	1	17
35	6	DURAN Mirzet	BIH	12	3	1	16
36	12	KHALEGHI Mohammad	IRI	7	7	1	15
37	6	AL-MIMAR Saeed	IRQ	8	2	4	14
38	4	YAMAMOTO Arata	JPN	9	4	-	13
39	4	ARANTES Samuel	BRA	10	-	2	12
39	5	SILVA Daniel	BRA	4	2	6	12
39	5	ELBAHAHEY Taher Adel	EGY	6	4	2	12
42	7	ALAIBI Naser	IRQ	5	6	-	11
42	1	KANAO Satoshi	JPN	9	1	1	11
44	8	KHAYOON Mahdi	IRQ	5	4	1	10
45	3	GOMES Guilherme	BRA	4	4	1	9
45	1	TONG Jiao	CHN	7	1	1	9
45	11	AL-SHAMMARI Salah	IRQ	6	3	-	9
45	7	YONEZAWA Atsushi	JPN	8	-	1	9
49	4	YAKUNIN Sergey	RUS	3	2	3	8
Tournament Totals				933	299	109	1341




PLAYERS RANKING BY SKILLS As of 12 SEP 2008


球员技术排名

P5


BEST SPIKERS

Scoring Spikers	Rk	No	Name	NOC	Spikes	Faults	Shots	Total Attempts	Eff %
	1	4	ALIPOURIAN Davood	IRI	22	5	33	60	28.33
	2	10	ZIRAH I Isa	IRI	30	11	28	69	27.54
	3	11	OLIVEIRA Wesley	BRA	31	14	24	69	24.64
	4	10	LEITE Renato	BRA	24	7	48	79	21.52
	5	9	WANG Haidong	CHN	24	9	38	71	21.13
	6	1	ELSHWIKH Hesham Salah	EGY	27	10	45	82	20.73
	7	5	GAO Hui	CHN	32	16	31	79	20.25
	8	11	ZHANG Zhongmin	CHN	35	15	52	102	19.61
	9	1	GODINJAK Ismet	BIH	22	6	54	82	19.51
	10	12	ABOUELYAZEID Mohamed A.	EGY	37	16	64	117	17.95
Limit 15.00 %	Team Totals				933	556	1681	3170	11.89

BEST BLOCKERS

Scoring Blockers	Rk	No	Name	NOC	Kill Blocks	Faults	Rebounds	Total Attempts	Avg by Set
	1	10	ALIBASIC Safet	BIH	24	11	23	58	1.85
	2	12	SAVICHEV Alexander	RUS	19	23	39	81	1.46
	3	3	MILENIN Viktor	RUS	14	23	37	74	1.08
	4	4	ALIPOURIAN Davood	IRI	11	10	26	47	0.92
	5	12	ABOUELYAZEID Mohamed A.	EGY	10	7	25	42	0.83
	6	1	GODINJAK Ismet	BIH	10	12	26	48	0.77
	7	1	ELSHWIKH Hesham Salah	EGY	9	18	26	53	0.75
	7	11	ZHANG Zhongmin	CHN	9	6	16	31	0.75
	9	2	MANKO Adnan	BIH	9	16	20	45	0.69
	9	5	MEDIC Asim	BIH	9	16	19	44	0.69
	Team Totals				299	549	884	1732	5.98

BEST SERVERS

Scoring Servers	Rk	No	Name	NOC	Aces	Faults	Serve Hits	Total Attempts	Avg by Set
	1	9	WANG Haidong	CHN	7	4	41	52	0.58
	2	3	MILENIN Viktor	RUS	7	9	40	56	0.54
	3	8	EIMERY Jalil	IRI	6	4	58	68	0.50
	4	5	SILVA Daniel	BRA	6	1	15	22	0.46
	5	4	ALIPOURIAN Davood	IRI	5	3	42	50	0.42
	5	9	MOSSA El Saad	EGY	5	1	42	48	0.42
	7	1	GODINJAK Ismet	BIH	5	1	47	53	0.38
	8	1	ELSHWIKH Hesham Salah	EGY	4	7	28	39	0.33
	9	6	AL-MIMAR Saeed	IRQ	4	-	31	35	0.31
	Team Totals				109	127	1785	2021	2.18




PLAYERS RANKING BY SKILLS As of 12 SEP 2008


球员技术排名

P5


BEST DIGGERS

Non-scoring Diggers	Rk	No	Name	NOC	Digs	Faults	Receptions	Total Attempts	Avg by Set
	1	4	YAKUNIN Sergey	RUS	54	4	9	67	4.15
	2	11	DELALIC Sabahudin	BIH	53	9	14	76	4.08
	3	1	ELSHWIKH Hesham Salah	EGY	47	18	13	78	3.92
	4	12	ABOUELYAZEID Mohamed A.	EGY	45	7	9	61	3.75
	5	9	WANG Haidong	CHN	43	8	1	52	3.58
	6	2	MANKO Adnan	BIH	44	9	16	69	3.38
	7	11	SALEHI HAJIKOLAEI Ramzan	IRI	40	9	4	53	3.33
	8	10	LEITE Renato	BRA	42	14	10	66	3.23
	8	9	LAVRINOVICH Andrey	RUS	42	8	10	60	3.23
Team Totals					1629	547	467	2643	32.58

BEST SETTERS

Non-scoring Setters	Rk	No	Name	NOC	Running Sets	Faults	Still Sets	Total Attempts	Avg by Set
	1	1	TONG Jiao	CHN	42	3	215	260	3.50
	2	5	ELBAHAAY Taher Adel	EGY	30	2	103	135	2.50
	3	4	YAKUNIN Sergey	RUS	26	3	218	247	2.00
	4	4	ALIPOURIAN Davood	IRI	22	-	115	137	1.83
	5	8	EIMERY Jalil	IRI	19	1	78	98	1.58
	6	11	DELALIC Sabahudin	BIH	20	2	181	203	1.54
	7	1	ELSHWIKH Hesham Salah	EGY	17	2	75	94	1.42
	8	5	NAKAYAMA Kaname	JPN	16	4	113	133	1.33
	9	3	GOMES Guilherme	BRA	16	3	145	164	1.23
	10	2	YOSHIDA Hitoshi	JPN	8	7	91	106	0.67
Team Totals					271	60	2394	2725	5.42

BEST RECEIVERS

Non-scoring Receivers	Rk	No	Name	NOC	Excellents	Faults	Serve Receptions	Total Attempts	Succ %	
	1	11	SALEHI HAJIKOLAEI Ramzan	IRI	52	2	-	54	96.30	
	2	12	ABOUELYAZEID Mohamed A.	EGY	60	-	4	64	93.75	
	3	8	ZHOU Canming	CHN	53	1	3	57	92.98	
	4	10	ABDEL-LATIF Abdel Nabi Hassan	EGY	47	3	1	51	92.16	
		1	MELLO Rodrigo	BRA	46	2	4	52		
		10	LEITE Renato	BRA	41	4	2	47		
		2	MANKO Adnan	BIH	44	-	2	46		
		10	BAYCHIK Alexander	RUS	40	1	5	46		
		8	TAKASAGO Susumu	JPN	35	5	6	46		
		1	KANAO Satoshi	JPN	33	4	7	44		
Limit 25.00 %	Team Totals					1519	92	103	1714	88.62




PLAYERS RANKING BY SKILLS As of 12 SEP 2008

球员技术排名

P5

BEST LIBEROS

Non-scoring Liberos	Rk	No	Name	NOC	Excellents	Faults	In Play	Total Attempts	Succ %
	1	7	HASSANEIN Salah Atta	EGY	23	-	2	25	92.00
	2	11	SALEHI HAJIKOLAEI Ramzan	IRI	92	11	4	107	85.98
	3	6	VOLKOV Alexey	RUS	54	3	6	63	85.71
	3	13	DING Xiaochao	CHN	6	-	1	7	85.71
	5	9	JUSUFOVIC Hidaet	BIH	75	6	11	92	81.52
	6	10	ABDEL-LATIF Abdel Nabi Hassan	EGY	77	9	11	97	79.38
	7	1	MELLO Rodrigo	BRA	63	14	4	81	77.78
	8	3	MAJEED Majeed	IRQ	32	15	6	53	60.38
	9	8	TAKASAGO Susumu	JPN	52	23	22	97	53.61

Note:

Best scorers - 50 players are listed, except where ties would extend the list beyond 50 in which case the tied players are not listed.
Skills - 10 players are listed per skill, except where ties would extend the list beyond 10 in which case the tied players are not listed.

Legend:

Avg Average Eff% Efficiency Rk Rank Succ % Success %

PLAYERS RANKING BY SKILLS As of 13 SEP 2008

球员技术排名

P5

BEST SCORERS

Rk	No	Name	NOC	Spike	Block	Serve	Total
1	11	ZHANG Zhongmin	CHN	56	16	3	75
2	12	JUBOORI Hadi	IRQ	61	6	-	67
3	3	MILENIN Viktor	RUS	44	14	7	65
4	10	ALIBASIC Safet	BIH	36	24	1	61
5	5	GAO Hui	CHN	45	9	3	57
6	11	OLIVEIRA Wescley	BRA	40	9	-	49
7	12	ABOUELYAZEID Mohamed A.	EGY	37	10	-	47
7	12	SAVICHEV Alexander	RUS	27	19	1	47
9	9	WANG Haidong	CHN	32	5	8	45
10	1	ELSHWIKH Hesham Salah	EGY	27	9	4	40
10	7	GORDIYENKO Dmitriy	RUS	38	1	1	40
12	10	LEITE Renato	BRA	29	8	2	39
13	4	ALIPOURIAN Davood	IRI	22	11	5	38
14	1	GODINJAK Ismet	BIH	22	10	5	37
14	9	TANAKA Koji	JPN	36	-	1	37
16	7	SILVA Gilberto	BRA	28	6	2	36
16	4	KAABI Majeed	IRQ	30	4	2	36
18	2	MANKO Adnan	BIH	25	9	1	35
18	10	ZIRAH I Isa	IRI	30	4	1	35
20	10	LI Mingfa	CHN	21	9	1	31
21	8	ZHOU Canming	CHN	21	6	3	30
22	9	MOSSA El Saad	EGY	17	6	5	28
23	8	EIMERY Jalil	IRI	15	6	6	27
24	4	ABD ALLA Ashraf Zaghloul	EGY	14	8	3	25
24	1	KANAO Satoshi	JPN	23	1	1	25
26	4	ARANTES Samuel	BRA	18	2	4	24
27	5	MEDIC Asim	BIH	14	9	-	23
27	9	EBRAHIMIBALADEZAEI S.	IRI	18	3	2	23
27	10	BAYCHIK Alexander	RUS	15	5	3	23
30	2	SOLIMAN Ahmed Mohamed	EGY	11	8	3	22
31	3	PEIDAYESH Reza	IRI	16	5	-	21
31	9	LAVRINOVICH Andrey	RUS	18	3	-	21
33	7	ALAIBI Naser	IRQ	11	8	-	19
33	4	YAMAMOTO Arata	JPN	15	4	-	19
35	12	JUSUFOVIC Ermin	BIH	13	5	-	18
35	12	REBOLCAS Diogo	BRA	9	8	1	18
35	7	BIGDELI Sadegh	IRI	14	2	2	18
35	6	AL-MIMAR Saeed	IRQ	11	2	5	18
39	11	DELALIC Sabahudin	BIH	9	5	3	17
40	6	DURAN Mirzet	BIH	12	3	1	16
40	8	FREITAS Giovanni	BRA	9	5	2	16
42	12	KHALEGHI Mohammad	IRI	7	7	1	15
43	1	TONG Jiao	CHN	11	2	1	14
43	11	AL-SHAMMARI Salah	IRQ	11	3	-	14
45	8	KHAYOON Mahdi	IRQ	7	5	1	13
46	5	SILVA Daniel	BRA	4	2	6	12
46	5	ELBAHAHEY Taher Adel	EGY	6	4	2	12
46	7	YONEZAWA Atsushi	JPN	9	2	1	12
49	3	GOMES Guilherme	BRA	4	4	1	9
50	4	YAKUNIN Sergey	RUS	3	2	3	8
Tournament Totals				1097	336	121	1554




PLAYERS RANKING BY SKILLS As of 13 SEP 2008


球员技术排名

P5


BEST SPIKERS

Scoring Spikers	Rk	No	Name	NOC	Spikes	Faults	Shots	Total Attempts	Eff %
	1	4	ALIPOURIAN Davood	IRI	22	5	33	60	28.33
	2	10	ZIRAH I Isa	IRI	30	11	28	69	27.54
	3	11	ZHANG Zhongmin	CHN	56	19	73	148	25.00
	4	9	WANG Haidong	CHN	32	10	50	92	23.91
	5	5	GAO Hui	CHN	45	19	47	111	23.42
	6	11	OLIVEIRA Wesley	BRA	40	19	37	96	21.88
	7	1	ELSHWIKH Hesham Salah	EGY	27	10	45	82	20.73
	8	1	GODINJAK Ismet	BIH	22	6	54	82	19.51
	9	12	ABOUELYAZEID Mohamed A.	EGY	37	16	64	117	17.95
	10	7	GORDIYENKO Dmitry	RUS	38	18	61	117	17.09
Limit 15.00 %	Team Totals				1097	635	1973	3705	12.47

BEST BLOCKERS

Scoring Blockers	Rk	No	Name	NOC	Kill Blocks	Faults	Rebounds	Total Attempts	Avg by Set
	1	10	ALIBASIC Safet	BIH	24	11	23	58	1.85
	2	12	SAVICHEV Alexander	RUS	19	23	39	81	1.46
	3	3	MILENIN Viktor	RUS	14	23	37	74	1.08
	4	11	ZHANG Zhongmin	CHN	16	8	24	48	1.00
	5	4	ALIPOURIAN Davood	IRI	11	10	26	47	0.92
	6	12	ABOUELYAZEID Mohamed A.	EGY	10	7	25	42	0.83
	7	1	GODINJAK Ismet	BIH	10	12	26	48	0.77
	8	1	ELSHWIKH Hesham Salah	EGY	9	18	26	53	0.75
	9	2	MANKO Adnan	BIH	9	16	20	45	0.69
	9	5	MEDIC Asim	BIH	9	16	19	44	0.69
	Team Totals				336	642	1032	2010	5.89

BEST SERVERS

Scoring Servers	Rk	No	Name	NOC	Aces	Faults	Serve Hits	Total Attempts	Avg by Set
	1	3	MILENIN Viktor	RUS	7	9	40	56	0.54
	2	8	EIMERY Jalil	IRI	6	4	58	68	0.50
	2	9	WANG Haidong	CHN	8	7	49	64	0.50
	4	4	ALIPOURIAN Davood	IRI	5	3	42	50	0.42
	4	9	MOSSA El Saad	EGY	5	1	42	48	0.42
	6	1	GODINJAK Ismet	BIH	5	1	47	53	0.38
	7	5	SILVA Daniel	BRA	6	1	15	22	0.35
	8	1	ELSHWIKH Hesham Salah	EGY	4	7	28	39	0.33
	9	6	AL-MIMAR Saeed	IRQ	5	-	41	46	0.31
	Team Totals				121	151	2050	2322	2.12




PLAYERS RANKING BY SKILLS As of 13 SEP 2008


球员技术排名

P5


BEST DIGGERS

Non-scoring Diggers	Rk	No	Name	NOC	Digs	Faults	Receptions	Total Attempts	Avg by Set
	1	4	YAKUNIN Sergey	RUS	54	4	9	67	4.15
	2	11	DELALIC Sabahudin	BIH	53	9	14	76	4.08
	3	1	ELSHWIKH Hesham Salah	EGY	47	18	13	78	3.92
	4	12	ABOUELYAZEID Mohamed A.	EGY	45	7	9	61	3.75
	5	9	WANG Haidong	CHN	56	9	4	69	3.50
	6	10	LEITE Renato	BRA	59	14	14	87	3.47
	7	2	MANKO Adnan	BIH	44	9	16	69	3.38
	8	11	ZHANG Zhongmin	CHN	54	13	14	81	3.38
	9	11	SALEHI HAJIKOLAEI Ramzan	IRI	40	9	4	53	3.33
	10	9	LAVRINOVICH Andrey	RUS	42	8	10	60	3.23
Team Totals					1937	619	534	3090	33.98

BEST SETTERS

Non-scoring Setters	Rk	No	Name	NOC	Running Sets	Faults	Still Sets	Total Attempts	Avg by Set
	1	1	TONG Jiao	CHN	63	5	286	354	3.94
	2	5	ELBAHAAY Taher Adel	EGY	30	2	103	135	2.50
	3	4	YAKUNIN Sergey	RUS	26	3	218	247	2.00
	4	4	ALIPOURIAN Davood	IRI	22	-	115	137	1.83
	5	5	NAKAYAMA Kaname	JPN	26	7	154	187	1.73
	6	8	EIMERY Jalil	IRI	19	1	78	98	1.58
	7	11	DELALIC Sabahudin	BIH	20	2	181	203	1.54
	8	1	ELSHWIKH Hesham Salah	EGY	17	2	75	94	1.42
	9	3	GOMES Guilherme	BRA	19	3	198	220	1.12
	10	2	YOSHIDA Hitoshi	JPN	10	7	127	144	0.67
Team Totals					313	70	2805	3188	5.49

BEST RECEIVERS

Non-scoring Receivers	Rk	No	Name	NOC	Excellents	Faults	Serve Receptions	Total Attempts	Succ %	
	1	11	SALEHI HAJIKOLAEI Ramzan	IRI	52	2	-	54	96.30	
	2	12	ABOUELYAZEID Mohamed A.	EGY	60	-	4	64	93.75	
	3	10	ABDEL-LATIF Abdel Nabi Hassan	EGY	47	3	1	51	92.16	
	4	8	ZHOU Canming	CHN	63	1	6	70	90.00	
	5	1	MELLO Rodrigo	BRA	75	3	7	85	88.24	
	10	10	LEITE Renato	BRA	56	4	3	63		
	1	1	KANAO Satoshi	JPN	46	5	8	59		
	2	2	YOSHIDA Hitoshi	JPN	43	7	7	57		
	12	12	JUBOORI Hadi	IRQ	44	4	7	55		
	8	8	TAKASAGO Susumu	JPN	41	5	8	54		
Limit 25.00 %	Team Totals					1753	101	122	1976	88.71




PLAYERS RANKING BY SKILLS As of 13 SEP 2008

球员技术排名

P5

BEST LIBEROS

Non-scoring Liberos	Rk	No	Name	NOC	Excellents	Faults	In Play	Total Attempts	Succ %
	1	7	HASSANEIN Salah Atta	EGY	23	-	2	25	92.00
	2	13	DING Xiaochao	CHN	20	-	2	22	90.91
	3	11	SALEHI HAJIKOLAEI Ramzan	IRI	92	11	4	107	85.98
	4	6	VOLKOV Alexey	RUS	54	3	6	63	85.71
	5	9	JUSUFOVIC Hidaet	BIH	75	6	11	92	81.52
	6	10	ABDEL-LATIF Abdel Nabi Hassan	EGY	77	9	11	97	79.38
	7	1	MELLO Rodrigo	BRA	105	23	13	141	74.47
	8	3	MAJEED Majeed	IRQ	39	17	7	63	61.90
	9	8	TAKASAGO Susumu	JPN	68	25	24	117	58.12

Note:

Best scorers - 50 players are listed, except where ties would extend the list beyond 50 in which case the tied players are not listed.
Skills - 10 players are listed per skill, except where ties would extend the list beyond 10 in which case the tied players are not listed.

Legend:

Avg Average **Eff%** Efficiency **Rk** Rank **Succ %** Success %



PLAYERS RANKING BY SKILLS As of 15 SEP 2008

球员技术排名

P5

BEST SCORERS

Rk	No	Name	NOC	Spike	Block	Serve	Total
1	3	MILENIN Viktor	RUS	56	17	7	80
2	11	ZHANG Zhongmin	CHN	56	16	3	75
2	12	ABOUELYAZEID Mohamed A.	EGY	56	17	2	75
4	12	JUBOORI Hadi	IRQ	61	6	-	67
5	10	ALIBASIC Safet	BIH	39	26	1	66
6	12	SAVICHEV Alexander	RUS	37	27	1	65
7	7	GORDIYENKO Dmitriy	RUS	58	3	2	63
8	5	GAO Hui	CHN	45	9	3	57
9	1	ELSHWIKH Hesham Salah	EGY	37	11	4	52
10	11	OLIVEIRA Wescley	BRA	40	9	-	49
10	4	ALIPOURIAN Davood	IRI	27	17	5	49
12	9	WANG Haidong	CHN	32	5	8	45
13	1	GODINJAK Ismet	BIH	26	12	5	43
14	2	MANKO Adnan	BIH	27	14	1	42
15	10	LEITE Renato	BRA	29	8	2	39
15	10	ZIRAH I Isa	IRI	33	5	1	39
17	8	EIMERY Jalil	IRI	24	7	6	37
17	9	TANAKA Koji	JPN	36	-	1	37
19	7	SILVA Gilberto	BRA	28	6	2	36
19	4	KAABI Majeed	IRQ	30	4	2	36
21	9	MOSSA El Saad	EGY	21	8	5	34
21	9	LAVRINOVICH Andrey	RUS	27	7	-	34
23	5	MEDIC Asim	BIH	20	12	-	32
24	10	LI Mingfa	CHN	21	9	1	31
25	8	ZHOU Canming	CHN	21	6	3	30
25	4	ABD ALLA Ashraf Zaghloul	EGY	15	12	3	30
25	3	PEIDAYESH Reza	IRI	23	7	-	30
28	2	SOLIMAN Ahmed Mohamed	EGY	15	9	4	28
29	9	EBRAHIMBALADEZAEI S.	IRI	19	5	2	26
30	1	KANAO Satoshi	JPN	23	1	1	25
30	10	BAYCHIK Alexander	RUS	17	5	3	25
32	4	ARANTES Samuel	BRA	18	2	4	24
32	12	KHALEGHI Mohammad	IRI	15	8	1	24
34	6	DURAN Mirzet	BIH	17	4	1	22
34	12	JUSUFOVIC Ermin	BIH	16	5	1	22
36	7	BIGDELI Sadegh	IRI	15	2	2	19
36	7	ALAIBI Naser	IRQ	11	8	-	19
36	4	YAMAMOTO Arata	JPN	15	4	-	19
39	11	DELALIC Sabahudin	BIH	9	6	3	18
39	12	REBOLCAS Diogo	BRA	9	8	1	18
39	6	AL-MIMAR Saeed	IRQ	11	2	5	18
42	8	FREITAS Giovanni	BRA	9	5	2	16
43	1	TONG Jiao	CHN	11	2	1	14
43	11	AL-SHAMMARI Salah	IRQ	11	3	-	14
45	5	ELBAHAHEY Taher Adel	EGY	7	4	2	13
45	8	KHAYOON Mahdi	IRQ	7	5	1	13
47	5	SILVA Daniel	BRA	4	2	6	12
47	7	YONEZAWA Atsushi	JPN	9	2	1	12
49	4	YAKUNIN Sergey	RUS	4	2	4	10
Tournament Totals				1254	397	131	1782




PLAYERS RANKING BY SKILLS As of 15 SEP 2008


球员技术排名

P5


BEST SPIKERS

Scoring Spikers	Rk	No	Name	NOC	Spikes	Faults	Shots	Total Attempts	Eff %
	1	11	ZHANG Zhongmin	CHN	56	19	73	148	25.00
	2	4	ALIPOURIAN Davood	IRI	27	8	43	78	24.36
	3	9	WANG Haidong	CHN	32	10	50	92	23.91
	4	5	GAO Hui	CHN	45	19	47	111	23.42
	5	11	OLIVEIRA Wesley	BRA	40	19	37	96	21.88
	6	10	ZIRAH I Isa	IRI	33	17	34	84	19.05
	7	7	GORDIYENKO Dmitry	RUS	58	26	87	171	18.71
	8	12	JUBOORI Hadi	IRQ	61	31	92	184	16.30
	9	10	LEITE Renato	BRA	29	12	65	106	16.04
	10	1	ELSHWIKH Hesham Salah	EGY	37	18	74	129	14.73
Limit 15.00 %	Team Totals				1254	757	2286	4297	11.57

BEST BLOCKERS

Scoring Blockers	Rk	No	Name	NOC	Kill Blocks	Faults	Rebounds	Total Attempts	Avg by Set
	1	10	ALIBASIC Safet	BIH	26	14	28	68	1.63
	2	12	SAVICHEV Alexander	RUS	27	29	51	107	1.50
	3	4	ALIPOURIAN Davood	IRI	17	14	31	62	1.13
	4	12	ABOUELYAZEID Mohamed A.	EGY	17	16	31	64	1.00
	4	11	ZHANG Zhongmin	CHN	16	8	24	48	1.00
	6	3	MILENIN Viktor	RUS	17	34	44	95	0.94
	7	2	MANKO Adnan	BIH	14	22	27	63	0.88
	8	1	GODINJAK Ismet	BIH	12	17	32	61	0.75
	8	5	MEDIC Asim	BIH	12	19	22	53	0.75
	10	4	ABD ALLA Ashraf Zaghloul	EGY	12	26	29	67	0.71
	Team Totals				397	752	1198	2347	6.11

BEST SERVERS

Scoring Servers	Rk	No	Name	NOC	Aces	Faults	Serve Hits	Total Attempts	Avg by Set
	1	9	WANG Haidong	CHN	8	7	49	64	0.50
	2	8	EIMERY Jalil	IRI	6	5	68	79	0.40
	3	3	MILENIN Viktor	RUS	7	10	65	82	0.39
	4	5	SILVA Daniel	BRA	6	1	15	22	0.35
	5	4	ALIPOURIAN Davood	IRI	5	3	51	59	0.33
	6	1	GODINJAK Ismet	BIH	5	1	52	58	0.31
	6	6	AL-MIMAR Saeed	IRQ	5	-	41	46	0.31
	8	9	MOSSA El Saad	EGY	5	2	57	64	0.29
	Team Totals				131	160	2368	2659	2.02




PLAYERS RANKING BY SKILLS As of 15 SEP 2008


球员技术排名

P5


BEST DIGGERS

Non-scoring Diggers	Rk	No	Name	NOC	Digs	Faults	Receptions	Total Attempts	Avg by Set
	1	11	DELALIC Sabahudin	BIH	67	10	15	92	4.19
	2	4	YAKUNIN Sergey	RUS	71	9	12	92	3.94
	3	1	ELSHWIKH Hesham Salah	EGY	64	23	17	104	3.76
	4	10	ABDEL-LATIF Abdel Nabi Hassan	EGY	63	9	17	89	3.71
	5	2	MANKO Adnan	BIH	57	11	16	84	3.56
	6	9	WANG Haidong	CHN	56	9	4	69	3.50
	7	10	LEITE Renato	BRA	59	14	14	87	3.47
	8	11	ZHANG Zhongmin	CHN	54	13	14	81	3.38
	9	11	SALEHI HAJIKOLAEI Ramzan	IRI	48	14	6	68	3.20
	10	8	EIMERY Jalil	IRI	47	3	6	56	3.13
Team Totals					2264	688	606	3558	34.83

BEST SETTERS

Non-scoring Setters	Rk	No	Name	NOC	Running Sets	Faults	Still Sets	Total Attempts	Avg by Set
	1	1	TONG Jiao	CHN	63	5	286	354	3.94
	2	5	ELBAHAHEY Taher Adel	EGY	33	2	141	176	1.94
	3	4	YAKUNIN Sergey	RUS	34	4	298	336	1.89
	4	11	DELALIC Sabahudin	BIH	29	3	224	256	1.81
	5	5	NAKAYAMA Kaname	JPN	26	7	154	187	1.73
	6	4	ALIPOURIAN Davood	IRI	25	-	159	184	1.67
	7	1	ELSHWIKH Hesham Salah	EGY	23	2	106	131	1.35
	8	8	EIMERY Jalil	IRI	20	2	109	131	1.33
	9	3	GOMES Guilherme	BRA	19	3	198	220	1.12
	10	2	YOSHIDA Hitoshi	JPN	10	7	127	144	0.67
Team Totals					355	76	3249	3680	5.46

BEST RECEIVERS

Non-scoring Receivers	Rk	No	Name	NOC	Excellents	Faults	Serve Receptions	Total Attempts	Succ %	
	1	11	SALEHI HAJIKOLAEI Ramzan	IRI	64	2	-	66	96.97	
	2	12	ABOUELYAZEID Mohamed A.	EGY	73	1	4	78	93.59	
	2	10	ABDEL-LATIF Abdel Nabi Hassan	EGY	73	3	2	78	93.59	
	4	2	MANKO Adnan	BIH	66	1	5	72	91.67	
	5	8	ZHOU Canming	CHN	63	1	6	70	90.00	
	6	1	MELLO Rodrigo	BRA	75	3	7	85	88.24	
		10	LEITE Renato	BRA	56	4	3	63		
		6	VOLKOV Alexey	RUS	55	3	3	61		
		1	KANAO Satoshi	JPN	46	5	8	59		
		2	YOSHIDA Hitoshi	JPN	43	7	7	57		
Limit 25.00 %	Team Totals					2034	110	134	2278	89.29




PLAYERS RANKING BY SKILLS As of 15 SEP 2008

球员技术排名

P5

BEST LIBEROS

Non-scoring Liberos	Rk	No	Name	NOC	Excellents	Faults	In Play	Total Attempts	Succ %
	1	7	HASSANEIN Salah Atta	EGY	23	-	2	25	92.00
	2	13	DING Xiaochao	CHN	20	-	2	22	90.91
	3	11	SALEHI HAJIKOLAEI Ramzan	IRI	112	16	6	134	83.58
	4	6	VOLKOV Alexey	RUS	94	8	12	114	82.46
	5	10	ABDEL-LATIF Abdel Nabi Hassan	EGY	136	12	19	167	81.44
	6	9	JUSUFOVIC Hidaet	BIH	91	9	12	112	81.25
	7	1	MELLO Rodrigo	BRA	105	23	13	141	74.47
	8	3	MAJEED Majeed	IRQ	39	17	7	63	61.90
	9	8	TAKASAGO Susumu	JPN	68	25	24	117	58.12

Note:

Best scorers - 50 players are listed, except where ties would extend the list beyond 50 in which case the tied players are not listed.
Skills - 10 players are listed per skill, except where ties would extend the list beyond 10 in which case the tied players are not listed.

Legend:

Avg Average **Eff%** Efficiency **Rk** Rank **Succ %** Success %



MEDALLISTS

奖牌获得者

GOLD	SILVER	BRONZE
------	--------	--------

IRI - I. R. of IRAN

- 1 HOSSEINI FAR Seyed M.
- 2 RAHIMI Mohammad Resa
- 3 PEIDAYESH Reza
- 4 ALIPOURIAN Davood
- 5 HAMID ZAGEH Mahdi
- 6 HASSANPOUR Naser
- 7 BIGDELI Sadegh
- 8 C EIMERY Jalil
- 9 EBRAHIMIBALADEZAEI S.
- 10 ZIRAH I Isa
- 11 L SALEHI HAJIKOLAEI Ramzan
- 12 KHALEGHI Mohammad

BIH - BOSNIA & HERZEGOVINA

- 1 GODINJAK Ismet
- 2 MANKO Adnan
- 3 MEHMEDOVIC Ejub
- 4 DURMISEVIC Esad
- 5 MEDIC Asim
- 6 DURAN Mirzet
- 7 MAHMIC Zikret
- 8 HAMZIC Dzevad
- 9 L JUSUFOVIC Hidaet
- 10 ALIBASIC Safet
- 11 C DELALIC Sabahudin
- 12 JUSUFOVIC Ermin

RUS - RUSSIAN FEDERATION

- 1 BUKIN Tanatkan
- 2 POZDEEV Sergey
- 3 MILENIN Viktor
- 4 C YAKUNIN Sergey
- 5 UPOROV Sergey
- 6 L VOLKOV Alexey
- 7 GORDIYENKO Dmitriy
- 8 KUZOVNIKOV Evgeny
- 9 LAVRINOVICH Andrey
- 10 BAYCHIK Alexander
- 11 TIMCHENKO Maksim
- 12 SAVICHEV Alexander

Legend:

C Team Captain L Libero Player





CUMULATIVE STATISTICS BY SKILLS


队伍个人累积技术统计

BIH - BOSNIA & HERZEGOVINA

After 1 match

Scoring Spikers	No	Name	Spikes	Faults	Shots	Total Attempts	Eff %
	1	GODINJAK Ismet	4	2	9	15	13.33
	2	MANKO Adnan	6	4	6	16	12.50
	3	MEHMEDOVIĆ Ejub	-	-	-	-	0.00
	4	DURMIŠEVIĆ Esad	-	-	-	-	0.00
	5	MEDIĆ Asim	5	2	8	15	20.00
	6	DURAN Mirzet	2	-	4	6	33.33
	7	MAHMIĆ Zikret	-	-	-	-	0.00
	8	HAMZIĆ Dzevad	1	1	-	2	0.00
	9	JUSUFOVIĆ Hidaet	-	-	-	-	0.00
	10	ALIBASIĆ Safet	7	5	8	20	10.00
	11	DELALIĆ Sabahudin	2	-	9	11	18.18
	12	JUSUFOVIĆ Ermin	2	2	2	6	0.00
Team Totals			29	16	46	91	14.29

Scoring Blockers	No	Name	Kill Blocks	Faults	Rebounds	Total Attempts	Avg by Set
	1	GODINJAK Ismet	2	1	7	10	0.67
	2	MANKO Adnan	3	4	5	12	1.00
	3	MEHMEDOVIĆ Ejub	-	-	-	-	0.00
	4	DURMIŠEVIĆ Esad	-	-	-	-	0.00
	5	MEDIĆ Asim	-	4	4	8	0.00
	6	DURAN Mirzet	1	1	3	5	0.33
	7	MAHMIĆ Zikret	-	-	-	-	0.00
	8	HAMZIĆ Dzevad	-	-	3	3	0.00
	9	JUSUFOVIĆ Hidaet	-	-	-	-	0.00
	10	ALIBASIĆ Safet	9	2	8	19	3.00
	11	DELALIĆ Sabahudin	3	1	5	9	1.00
	12	JUSUFOVIĆ Ermin	1	-	2	3	0.33
Team Totals			19	13	37	69	6.33

Scoring Servers	No	Name	Aces	Faults	Serve Hits	Total Attempts	Avg by Set
	1	GODINJAK Ismet	-	1	11	12	0.00
	2	MANKO Adnan	-	1	6	7	0.00
	3	MEHMEDOVIĆ Ejub	-	-	-	-	0.00
	4	DURMIŠEVIĆ Esad	-	-	-	-	0.00
	5	MEDIĆ Asim	-	1	20	21	0.00
	6	DURAN Mirzet	-	-	4	4	0.00
	7	MAHMIĆ Zikret	-	-	-	-	0.00
	8	HAMZIĆ Dzevad	-	-	3	3	0.00
	9	JUSUFOVIĆ Hidaet	-	-	-	-	0.00
	10	ALIBASIĆ Safet	1	2	14	17	0.33
	11	DELALIĆ Sabahudin	-	1	6	7	0.00
	12	JUSUFOVIĆ Ermin	-	-	2	2	0.00
Team Totals			1	6	66	73	0.33

Team	Opponent Errors & Team Faults	26	2
------	-------------------------------	----	---





CUMULATIVE STATISTICS BY SKILLS


队伍个人累积技术统计

BIH - BOSNIA & HERZEGOVINA

After 1 match

Non-scoring Diggers	No	Name	Digs	Faults	Receptions	Total Attempts	Avg by Set
	1	GODINJAK Ismet	7	5	3	15	2.33
	2	MANKO Adnan	9	2	4	15	3.00
	3	MEHMEDOVIĆ Ejub	-	-	-	-	0.00
	4	DURMIŠEVIĆ Esad	-	-	-	-	0.00
	5	MEDIĆ Asim	9	1	3	13	3.00
	6	DURAN Mirzet	1	-	1	2	0.33
	7	MAHMIĆ Zikret	-	-	-	-	0.00
	8	HAMZIĆ Dzevad	3	1	-	4	1.00
	9	JUSUFOVIĆ Hidaet	5	-	-	5	1.67
	10	ALIBASIĆ Safet	6	2	4	12	2.00
	11	DELALIĆ Sabahudin	14	1	4	19	4.67
	12	JUSUFOVIĆ Ermin	2	1	-	3	0.67
Team Totals			56	13	19	88	18.67

Non-scoring Setters	No	Name	Running Sets	Faults	Still Sets	Total Attempts	Avg by Set
	1	GODINJAK Ismet	-	-	4	4	0.00
	2	MANKO Adnan	-	-	11	11	0.00
	3	MEHMEDOVIĆ Ejub	-	-	-	-	0.00
	4	DURMIŠEVIĆ Esad	-	-	-	-	0.00
	5	MEDIĆ Asim	-	-	3	3	0.00
	6	DURAN Mirzet	-	-	1	1	0.00
	7	MAHMIĆ Zikret	-	-	-	-	0.00
	8	HAMZIĆ Dzevad	-	-	3	3	0.00
	9	JUSUFOVIĆ Hidaet	-	-	-	-	0.00
	10	ALIBASIĆ Safet	-	-	4	4	0.00
	11	DELALIĆ Sabahudin	4	-	45	49	1.33
	12	JUSUFOVIĆ Ermin	-	-	1	1	0.00
Team Totals			4	-	72	76	1.33

Non-scoring Receivers	No	Name	Excellents	Faults	Serve Receptions	Total Attempts	Succ %
	1	GODINJAK Ismet	8	-	1	9	88.89
	2	MANKO Adnan	12	-	-	12	100.00
	3	MEHMEDOVIĆ Ejub	1	-	-	1	100.00
	4	DURMIŠEVIĆ Esad	1	-	-	1	100.00
	5	MEDIĆ Asim	1	1	-	2	50.00
	6	DURAN Mirzet	-	-	-	-	0.00
	7	MAHMIĆ Zikret	-	-	-	-	0.00
	8	HAMZIĆ Dzevad	3	-	-	3	100.00
	9	JUSUFOVIĆ Hidaet	6	1	1	8	75.00
	10	ALIBASIĆ Safet	7	1	-	8	87.50
	11	DELALIĆ Sabahudin	-	-	-	-	0.00
	12	JUSUFOVIĆ Ermin	1	-	-	1	100.00
Team Totals			40	3	2	45	88.89

Legend: Avg Average Eff% Efficiency Succ % Success %





CUMULATIVE STATISTICS BY SKILLS


队伍个人累积技术统计

BIH - BOSNIA & HERZEGOVINA

After 2 matches

Scoring Spikers	No	Name	Spikes	Faults	Shots	Total Attempts	Eff %
	1	GODINJAK Ismet	7	3	9	19	21.05
	2	MANKO Adnan	13	5	10	28	28.57
	3	MEHMEDOVIC Ejub	2	-	3	5	40.00
	4	DURMISEVIC Esad	1	-	2	3	33.33
	5	MEDIC Asim	7	2	15	24	20.83
	6	DURAN Mirzet	6	-	6	12	50.00
	7	MAHMIC Zikret	-	-	-	-	0.00
	8	HAMZIC Dzevad	4	1	2	7	42.86
	9	JUSUFOVIC Hidaet	-	-	-	-	0.00
	10	ALIBASIC Safet	17	9	8	34	23.53
	11	DELALIC Sabahudin	6	-	12	18	33.33
	12	JUSUFOVIC Ermin	7	4	10	21	14.29
Team Totals			70	24	77	171	26.90

Scoring Blockers	No	Name	Kill Blocks	Faults	Rebounds	Total Attempts	Avg by Set
	1	GODINJAK Ismet	2	1	9	12	0.33
	2	MANKO Adnan	3	5	8	16	0.50
	3	MEHMEDOVIC Ejub	1	2	1	4	0.17
	4	DURMISEVIC Esad	-	-	-	-	0.00
	5	MEDIC Asim	-	4	4	8	0.00
	6	DURAN Mirzet	1	1	5	7	0.17
	7	MAHMIC Zikret	-	-	-	-	0.00
	8	HAMZIC Dzevad	-	-	4	4	0.00
	9	JUSUFOVIC Hidaet	-	-	-	-	0.00
	10	ALIBASIC Safet	15	3	11	29	2.50
	11	DELALIC Sabahudin	4	3	14	21	0.67
	12	JUSUFOVIC Ermin	3	1	7	11	0.50
Team Totals			29	20	63	112	4.83

Scoring Servers	No	Name	Aces	Faults	Serve Hits	Total Attempts	Avg by Set
	1	GODINJAK Ismet	4	1	21	26	0.67
	2	MANKO Adnan	-	1	12	13	0.00
	3	MEHMEDOVIC Ejub	1	-	6	7	0.17
	4	DURMISEVIC Esad	-	-	2	2	0.00
	5	MEDIC Asim	-	1	21	22	0.00
	6	DURAN Mirzet	1	1	13	15	0.17
	7	MAHMIC Zikret	-	-	-	-	0.00
	8	HAMZIC Dzevad	-	-	5	5	0.00
	9	JUSUFOVIC Hidaet	-	-	-	-	0.00
	10	ALIBASIC Safet	1	2	24	27	0.17
	11	DELALIC Sabahudin	1	2	15	18	0.17
	12	JUSUFOVIC Ermin	-	1	11	12	0.00
Team Totals			8	9	130	147	1.33

Team	Opponent Errors & Team Faults	43	4
------	-------------------------------	----	---





CUMULATIVE STATISTICS BY SKILLS


队伍个人累积技术统计

BIH - BOSNIA & HERZEGOVINA

After 2 matches

Non-scoring Diggers	No	Name	Digs	Faults	Receptions	Total Attempts	Avg by Set
	1	GODINJAK Ismet	9	5	4	18	1.50
	2	MANKO Adnan	17	2	11	30	2.83
	3	MEHMEDOVIC Ejub	-	-	-	-	0.00
	4	DURMISEVIC Esad	2	1	1	4	0.33
	5	MEDIC Asim	10	2	4	16	1.67
	6	DURAN Mirzet	2	2	4	8	0.33
	7	MAHMIC Zikret	-	-	-	-	0.00
	8	HAMZIC Dzevad	6	2	1	9	1.00
	9	JUSUFOVIC Hidaet	12	1	5	18	2.00
	10	ALIBASIC Safet	16	5	8	29	2.67
	11	DELALIC Sabahudin	25	3	6	34	4.17
	12	JUSUFOVIC Ermin	4	4	2	10	0.67
Team Totals			103	27	46	176	17.17

Non-scoring Setters	No	Name	Running Sets	Faults	Still Sets	Total Attempts	Avg by Set
	1	GODINJAK Ismet	-	-	6	6	0.00
	2	MANKO Adnan	1	-	22	23	0.17
	3	MEHMEDOVIC Ejub	-	-	2	2	0.00
	4	DURMISEVIC Esad	-	-	-	-	0.00
	5	MEDIC Asim	1	-	3	4	0.17
	6	DURAN Mirzet	-	-	5	5	0.00
	7	MAHMIC Zikret	-	-	-	-	0.00
	8	HAMZIC Dzevad	-	-	4	4	0.00
	9	JUSUFOVIC Hidaet	-	-	1	1	0.00
	10	ALIBASIC Safet	-	-	6	6	0.00
	11	DELALIC Sabahudin	12	1	74	87	2.00
	12	JUSUFOVIC Ermin	-	-	2	2	0.00
Team Totals			14	1	125	140	2.33

Non-scoring Receivers	No	Name	Excellents	Faults	Serve Receptions	Total Attempts	Succ %
	1	GODINJAK Ismet	8	-	1	9	88.89
	2	MANKO Adnan	19	-	1	20	95.00
	3	MEHMEDOVIC Ejub	3	1	-	4	75.00
	4	DURMISEVIC Esad	6	-	-	6	100.00
	5	MEDIC Asim	1	1	-	2	50.00
	6	DURAN Mirzet	1	-	-	1	100.00
	7	MAHMIC Zikret	-	-	-	-	0.00
	8	HAMZIC Dzevad	5	-	-	5	100.00
	9	JUSUFOVIC Hidaet	14	1	2	17	82.35
	10	ALIBASIC Safet	13	1	-	14	92.86
	11	DELALIC Sabahudin	-	-	-	-	0.00
	12	JUSUFOVIC Ermin	3	-	-	3	100.00
Team Totals			73	4	4	81	90.12


Legend: Avg Average Eff% Efficiency Succ % Success %


CUMULATIVE STATISTICS BY SKILLS


队伍个人累积技术统计

BIH - BOSNIA & HERZEGOVINA

After 3 matches

Scoring Spikers	No	Name	Spikes	Faults	Shots	Total Attempts	Eff %
	1	GODINJAK Ismet	15	5	33	53	18.87
	2	MANKO Adnan	19	12	28	59	11.86
	3	MEHMEDOVIC Ejub	2	-	3	5	40.00
	4	DURMISEVIC Esad	1	-	2	3	33.33
	5	MEDIC Asim	11	4	27	42	16.67
	6	DURAN Mirzet	10	1	11	22	40.91
	7	MAHMIC Zikret	-	-	-	-	0.00
	8	HAMZIC Dzevad	4	2	4	10	20.00
	9	JUSUFOVIC Hidaet	-	-	-	-	0.00
	10	ALIBASIC Safet	24	16	16	56	14.29
	11	DELALIC Sabahudin	7	1	19	27	22.22
	12	JUSUFOVIC Ermin	10	6	14	30	13.33
Team Totals			103	47	157	307	18.24

Scoring Blockers	No	Name	Kill Blocks	Faults	Rebounds	Total Attempts	Avg by Set
	1	GODINJAK Ismet	6	6	23	35	0.60
	2	MANKO Adnan	9	13	16	38	0.90
	3	MEHMEDOVIC Ejub	1	2	1	4	0.10
	4	DURMISEVIC Esad	-	-	-	-	0.00
	5	MEDIC Asim	5	12	13	30	0.50
	6	DURAN Mirzet	2	2	10	14	0.20
	7	MAHMIC Zikret	-	-	-	-	0.00
	8	HAMZIC Dzevad	-	1	5	6	0.00
	9	JUSUFOVIC Hidaet	-	-	-	-	0.00
	10	ALIBASIC Safet	20	8	17	45	2.00
	11	DELALIC Sabahudin	4	7	20	31	0.40
	12	JUSUFOVIC Ermin	4	3	8	15	0.40
Team Totals			51	54	113	218	5.10

Scoring Servers	No	Name	Aces	Faults	Serve Hits	Total Attempts	Avg by Set
	1	GODINJAK Ismet	5	1	31	37	0.50
	2	MANKO Adnan	1	2	26	29	0.10
	3	MEHMEDOVIC Ejub	1	-	6	7	0.10
	4	DURMISEVIC Esad	-	-	2	2	0.00
	5	MEDIC Asim	-	3	32	35	0.00
	6	DURAN Mirzet	1	1	16	18	0.10
	7	MAHMIC Zikret	-	-	-	-	0.00
	8	HAMZIC Dzevad	-	-	5	5	0.00
	9	JUSUFOVIC Hidaet	-	-	-	-	0.00
	10	ALIBASIC Safet	1	4	40	45	0.10
	11	DELALIC Sabahudin	3	3	30	36	0.30
	12	JUSUFOVIC Ermin	-	1	24	25	0.00
Team Totals			12	15	212	239	1.20

Team	Opponent Errors & Team Faults	77	6
------	-------------------------------	----	---





CUMULATIVE STATISTICS BY SKILLS


队伍个人累积技术统计

BIH - BOSNIA & HERZEGOVINA

After 3 matches

Non-scoring Diggers	No	Name	Digs	Faults	Receptions	Total Attempts	Avg by Set
	1	GODINJAK Ismet	21	6	6	33	2.10
	2	MANKO Adnan	28	7	14	49	2.80
	3	MEHMEDOVIC Ejub	-	-	-	-	0.00
	4	DURMISEVIC Esad	2	1	1	4	0.20
	5	MEDIC Asim	18	4	5	27	1.80
	6	DURAN Mirzet	4	2	4	10	0.40
	7	MAHMIC Zikret	-	-	-	-	0.00
	8	HAMZIC Dzevad	6	2	1	9	0.60
	9	JUSUFOVIC Hidaet	17	2	6	25	1.70
	10	ALIBASIC Safet	33	7	11	51	3.30
	11	DELALIC Sabahudin	40	6	9	55	4.00
	12	JUSUFOVIC Ermin	9	5	2	16	0.90
Team Totals			178	42	59	279	17.80

Non-scoring Setters	No	Name	Running Sets	Faults	Still Sets	Total Attempts	Avg by Set
	1	GODINJAK Ismet	-	-	18	18	0.00
	2	MANKO Adnan	2	-	44	46	0.20
	3	MEHMEDOVIC Ejub	-	-	2	2	0.00
	4	DURMISEVIC Esad	-	-	-	-	0.00
	5	MEDIC Asim	1	-	8	9	0.10
	6	DURAN Mirzet	-	-	5	5	0.00
	7	MAHMIC Zikret	-	-	-	-	0.00
	8	HAMZIC Dzevad	-	-	5	5	0.00
	9	JUSUFOVIC Hidaet	-	-	5	5	0.00
	10	ALIBASIC Safet	-	1	11	12	0.00
	11	DELALIC Sabahudin	19	2	133	154	1.90
	12	JUSUFOVIC Ermin	-	-	3	3	0.00
Team Totals			22	3	234	259	2.20

Non-scoring Receivers	No	Name	Excellents	Faults	Serve Receptions	Total Attempts	Succ %
	1	GODINJAK Ismet	20	-	1	21	95.24
	2	MANKO Adnan	27	-	2	29	93.10
	3	MEHMEDOVIC Ejub	3	1	-	4	75.00
	4	DURMISEVIC Esad	6	-	-	6	100.00
	5	MEDIC Asim	2	2	-	4	50.00
	6	DURAN Mirzet	2	-	-	2	100.00
	7	MAHMIC Zikret	-	-	-	-	0.00
	8	HAMZIC Dzevad	5	-	-	5	100.00
	9	JUSUFOVIC Hidaet	28	2	2	32	87.50
	10	ALIBASIC Safet	35	1	1	37	94.59
	11	DELALIC Sabahudin	3	-	-	3	100.00
	12	JUSUFOVIC Ermin	4	-	-	4	100.00
Team Totals			135	6	6	147	91.84

Legend: Avg Average Eff% Efficiency Succ % Success %





CUMULATIVE STATISTICS BY SKILLS


队伍个人累积技术统计

BIH - BOSNIA & HERZEGOVINA

After 4 matches

Scoring Spikers	No	Name	Spikes	Faults	Shots	Total Attempts	Eff %
	1	GODINJAK Ismet	22	6	54	82	19.51
	2	MANKO Adnan	25	12	40	77	16.88
	3	MEHMEDOVIC Ejub	2	-	3	5	40.00
	4	DURMISEVIC Esad	1	-	2	3	33.33
	5	MEDIC Asim	14	9	38	61	8.20
	6	DURAN Mirzet	12	1	13	26	42.31
	7	MAHMIC Zikret	-	-	-	-	0.00
	8	HAMZIC Dzevad	4	2	4	10	20.00
	9	JUSUFOVIC Hidaet	-	-	-	-	0.00
	10	ALIBASIC Safet	36	24	24	84	14.29
	11	DELALIC Sabahudin	9	3	25	37	16.22
	12	JUSUFOVIC Ermin	13	6	22	41	17.07
Team Totals			138	63	225	426	17.61

Scoring Blockers	No	Name	Kill Blocks	Faults	Rebounds	Total Attempts	Avg by Set
	1	GODINJAK Ismet	10	12	26	48	0.77
	2	MANKO Adnan	9	16	20	45	0.69
	3	MEHMEDOVIC Ejub	1	2	1	4	0.08
	4	DURMISEVIC Esad	-	-	-	-	0.00
	5	MEDIC Asim	9	16	19	44	0.69
	6	DURAN Mirzet	3	4	15	22	0.23
	7	MAHMIC Zikret	-	-	-	-	0.00
	8	HAMZIC Dzevad	-	1	5	6	0.00
	9	JUSUFOVIC Hidaet	-	-	-	-	0.00
	10	ALIBASIC Safet	24	11	23	58	1.85
	11	DELALIC Sabahudin	5	11	24	40	0.38
	12	JUSUFOVIC Ermin	5	4	15	24	0.38
Team Totals			66	77	148	291	5.08

Scoring Servers	No	Name	Aces	Faults	Serve Hits	Total Attempts	Avg by Set
	1	GODINJAK Ismet	5	1	47	53	0.38
	2	MANKO Adnan	1	2	36	39	0.08
	3	MEHMEDOVIC Ejub	1	-	6	7	0.08
	4	DURMISEVIC Esad	-	-	2	2	0.00
	5	MEDIC Asim	-	3	48	51	0.00
	6	DURAN Mirzet	1	1	21	23	0.08
	7	MAHMIC Zikret	-	-	-	-	0.00
	8	HAMZIC Dzevad	-	-	5	5	0.00
	9	JUSUFOVIC Hidaet	-	-	-	-	0.00
	10	ALIBASIC Safet	1	5	49	55	0.08
	11	DELALIC Sabahudin	3	3	44	50	0.23
	12	JUSUFOVIC Ermin	-	1	27	28	0.00
Team Totals			12	16	285	313	0.92


Team	Opponent Errors & Team Faults	102	8
------	-------------------------------	-----	---


CUMULATIVE STATISTICS BY SKILLS


队伍个人累积技术统计

BIH - BOSNIA & HERZEGOVINA

After 4 matches

Non-scoring Diggers	No	Name	Digs	Faults	Receptions	Total Attempts	Avg by Set
	1	GODINJAK Ismet	37	7	10	54	2.85
	2	MANKO Adnan	44	9	16	69	3.38
	3	MEHMEDOVIC Ejub	-	-	-	-	0.00
	4	DURMISEVIC Esad	2	1	1	4	0.15
	5	MEDIC Asim	23	7	5	35	1.77
	6	DURAN Mirzet	5	2	4	11	0.38
	7	MAHMIC Zikret	-	-	-	-	0.00
	8	HAMZIC Dzevad	6	2	1	9	0.46
	9	JUSUFOVIC Hidaet	36	4	9	49	2.77
	10	ALIBASIC Safet	38	12	15	65	2.92
	11	DELALIC Sabahudin	53	9	14	76	4.08
	12	JUSUFOVIC Ermin	12	5	4	21	0.92
Team Totals			256	58	79	393	19.69

Non-scoring Setters	No	Name	Running Sets	Faults	Still Sets	Total Attempts	Avg by Set
	1	GODINJAK Ismet	-	-	29	29	0.00
	2	MANKO Adnan	3	-	61	64	0.23
	3	MEHMEDOVIC Ejub	-	-	2	2	0.00
	4	DURMISEVIC Esad	-	-	-	-	0.00
	5	MEDIC Asim	1	-	14	15	0.08
	6	DURAN Mirzet	-	-	5	5	0.00
	7	MAHMIC Zikret	-	-	-	-	0.00
	8	HAMZIC Dzevad	-	-	5	5	0.00
	9	JUSUFOVIC Hidaet	-	-	7	7	0.00
	10	ALIBASIC Safet	-	1	18	19	0.00
	11	DELALIC Sabahudin	20	2	181	203	1.54
	12	JUSUFOVIC Ermin	1	-	5	6	0.08
Team Totals			25	3	327	355	1.92

Non-scoring Receivers	No	Name	Excellents	Faults	Serve Receptions	Total Attempts	Succ %
	1	GODINJAK Ismet	31	-	2	33	93.94
	2	MANKO Adnan	44	-	2	46	95.65
	3	MEHMEDOVIC Ejub	3	1	-	4	75.00
	4	DURMISEVIC Esad	6	-	-	6	100.00
	5	MEDIC Asim	2	2	-	4	50.00
	6	DURAN Mirzet	2	-	-	2	100.00
	7	MAHMIC Zikret	-	-	-	-	0.00
	8	HAMZIC Dzevad	5	-	-	5	100.00
	9	JUSUFOVIC Hidaet	39	2	2	43	90.70
	10	ALIBASIC Safet	35	2	3	40	87.50
	11	DELALIC Sabahudin	7	-	-	7	100.00
	12	JUSUFOVIC Ermin	6	-	-	6	100.00
Team Totals			180	7	9	196	91.84

Legend: Avg Average Eff% Efficiency Succ % Success %





CUMULATIVE STATISTICS BY SKILLS


队伍个人累积技术统计

BIH - BOSNIA & HERZEGOVINA

After 5 matches

Scoring Spikers		No	Name	Spikes	Faults	Shots	Total Attempts	Eff %
	1	GODINJAK Ismet	26	13	73	112	11.61	
	2	MANKO Adnan	27	15	54	96	12.50	
	3	MEHMEDOVIC Ejub	2	-	3	5	40.00	
	4	DURMISEVIC Esad	1	-	2	3	33.33	
	5	MEDIC Asim	20	13	45	78	8.97	
	6	DURAN Mirzet	17	1	18	36	44.44	
	7	MAHMIC Zikret	-	-	-	-	0.00	
	8	HAMZIC Dzevad	5	3	5	13	15.38	
	9	JUSUFOVIC Hidaet	-	-	-	-	0.00	
	10	ALIBASIC Safet	39	36	34	109	2.75	
	11	DELALIC Sabahudin	9	3	27	39	15.38	
	12	JUSUFOVIC Ermin	16	7	27	50	18.00	
Team Totals			162	91	288	541	13.12	

Scoring Blockers		No	Name	Kill Blocks	Faults	Rebounds	Total Attempts	Avg by Set
	1	GODINJAK Ismet	12	17	32	61	0.75	
	2	MANKO Adnan	14	22	27	63	0.88	
	3	MEHMEDOVIC Ejub	1	2	1	4	0.06	
	4	DURMISEVIC Esad	-	-	-	-	0.00	
	5	MEDIC Asim	12	19	22	53	0.75	
	6	DURAN Mirzet	4	6	15	25	0.25	
	7	MAHMIC Zikret	-	-	-	-	0.00	
	8	HAMZIC Dzevad	1	1	5	7	0.06	
	9	JUSUFOVIC Hidaet	-	-	-	-	0.00	
	10	ALIBASIC Safet	26	14	28	68	1.63	
	11	DELALIC Sabahudin	6	17	25	48	0.38	
	12	JUSUFOVIC Ermin	5	7	17	29	0.31	
Team Totals			81	105	172	358	5.06	

Scoring Servers		No	Name	Aces	Faults	Serve Hits	Total Attempts	Avg by Set
	1	GODINJAK Ismet	5	1	52	58	0.31	
	2	MANKO Adnan	1	2	43	46	0.06	
	3	MEHMEDOVIC Ejub	1	-	6	7	0.06	
	4	DURMISEVIC Esad	-	-	2	2	0.00	
	5	MEDIC Asim	-	3	55	58	0.00	
	6	DURAN Mirzet	1	1	28	30	0.06	
	7	MAHMIC Zikret	-	-	-	-	0.00	
	8	HAMZIC Dzevad	1	1	5	7	0.06	
	9	JUSUFOVIC Hidaet	-	-	-	-	0.00	
	10	ALIBASIC Safet	1	5	59	65	0.06	
	11	DELALIC Sabahudin	3	4	57	64	0.19	
	12	JUSUFOVIC Ermin	1	1	37	39	0.06	
Team Totals			14	18	344	376	0.88	

Team	Opponent Errors & Team Faults	123	11
------	-------------------------------	-----	----





CUMULATIVE STATISTICS BY SKILLS


队伍个人累积技术统计

BIH - BOSNIA & HERZEGOVINA

After 5 matches

Non-scoring Diggers	No	Name	Digs	Faults	Receptions	Total Attempts	Avg by Set
	1	GODINJAK Ismet	49	9	10	68	3.06
	2	MANKO Adnan	57	11	16	84	3.56
	3	MEHMEDOVIĆ Ejub	-	-	-	-	0.00
	4	DURMIŠEVIĆ Esad	3	1	1	5	0.19
	5	MEDIĆ Asim	26	7	9	42	1.63
	6	DURAN Mirzet	8	3	6	17	0.50
	7	MAHMIĆ Zikret	-	-	-	-	0.00
	8	HAMZIĆ Dzevad	6	2	1	9	0.38
	9	JUSUFOVIĆ Hidaet	43	6	10	59	2.69
	10	ALIBASIĆ Safet	42	14	15	71	2.63
	11	DELALIĆ Sabahudin	67	10	15	92	4.19
	12	JUSUFOVIĆ Ermin	14	5	4	23	0.88
Team Totals			315	68	87	470	19.69

Non-scoring Setters	No	Name	Running Sets	Faults	Still Sets	Total Attempts	Avg by Set
	1	GODINJAK Ismet	-	-	35	35	0.00
	2	MANKO Adnan	4	-	78	82	0.25
	3	MEHMEDOVIĆ Ejub	-	-	2	2	0.00
	4	DURMIŠEVIĆ Esad	-	-	-	-	0.00
	5	MEDIĆ Asim	3	-	18	21	0.19
	6	DURAN Mirzet	-	-	6	6	0.00
	7	MAHMIĆ Zikret	-	-	-	-	0.00
	8	HAMZIĆ Dzevad	-	-	5	5	0.00
	9	JUSUFOVIĆ Hidaet	1	-	9	10	0.06
	10	ALIBASIĆ Safet	-	2	23	25	0.00
	11	DELALIĆ Sabahudin	29	3	224	256	1.81
	12	JUSUFOVIĆ Ermin	1	-	6	7	0.06
Team Totals			38	5	406	449	2.38

Non-scoring Receivers	No	Name	Excellents	Faults	Serve Receptions	Total Attempts	Succ %
	1	GODINJAK Ismet	34	-	2	36	94.44
	2	MANKO Adnan	66	1	5	72	91.67
	3	MEHMEDOVIĆ Ejub	3	1	-	4	75.00
	4	DURMIŠEVIĆ Esad	7	-	-	7	100.00
	5	MEDIĆ Asim	7	2	-	9	77.78
	6	DURAN Mirzet	9	-	-	9	100.00
	7	MAHMIĆ Zikret	-	-	-	-	0.00
	8	HAMZIĆ Dzevad	5	-	-	5	100.00
	9	JUSUFOVIĆ Hidaet	48	3	2	53	90.57
	10	ALIBASIĆ Safet	45	2	3	50	90.00
	11	DELALIĆ Sabahudin	12	-	-	12	100.00
	12	JUSUFOVIĆ Ermin	8	-	-	8	100.00
Team Totals			244	9	12	265	92.08


Legend: Avg Average Eff% Efficiency Succ % Success %


CUMULATIVE STATISTICS BY SKILLS


队伍个人累积技术统计

BRA - BRAZIL

After 1 match

Scoring Spikers		No	Name	Spikes	Faults	Shots	Total Attempts	Eff %
	1	MELLO Rodrigo	-	-	-	-	0.00	
	2	SILVA Claudio	-	-	-	-	0.00	
	3	GOMES Guilherme	-	-	-	-	0.00	
	4	ARANTES Samuel	-	-	-	-	0.00	
	5	SILVA Daniel	-	2	7	9	0.00	
	6	SANTOS Deivisson	-	-	-	-	0.00	
	7	SILVA Gilberto	3	5	7	15	0.00	
	8	FREITAS Giovanni	-	4	6	10	0.00	
	9	ANUNCIACAO Wellington	-	1	1	2	0.00	
	10	LEITE Renato	3	-	9	12	25.00	
	11	OLIVEIRA Wesley	5	4	3	12	8.33	
	12	REBOLCAS Diogo	1	2	5	8	0.00	
Team Totals			12	18	38	68	0.00	

Scoring Blockers		No	Name	Kill Blocks	Faults	Rebounds	Total Attempts	Avg by Set
	1	MELLO Rodrigo	-	-	-	-	0.00	
	2	SILVA Claudio	-	-	1	1	0.00	
	3	GOMES Guilherme	1	1	2	4	0.33	
	4	ARANTES Samuel	-	-	-	-	0.00	
	5	SILVA Daniel	-	1	3	4	0.00	
	6	SANTOS Deivisson	-	-	-	-	0.00	
	7	SILVA Gilberto	2	4	-	6	0.67	
	8	FREITAS Giovanni	-	1	3	4	0.00	
	9	ANUNCIACAO Wellington	-	1	-	1	0.00	
	10	LEITE Renato	1	3	1	5	0.33	
	11	OLIVEIRA Wesley	1	4	5	10	0.33	
	12	REBOLCAS Diogo	2	1	3	6	0.67	
Team Totals			7	16	18	41	2.33	

Scoring Servers		No	Name	Aces	Faults	Serve Hits	Total Attempts	Avg by Set
	1	MELLO Rodrigo	-	-	-	-	0.00	
	2	SILVA Claudio	-	-	2	2	0.00	
	3	GOMES Guilherme	-	-	7	7	0.00	
	4	ARANTES Samuel	-	-	-	-	0.00	
	5	SILVA Daniel	-	-	2	2	0.00	
	6	SANTOS Deivisson	-	-	3	3	0.00	
	7	SILVA Gilberto	-	1	3	4	0.00	
	8	FREITAS Giovanni	-	-	7	7	0.00	
	9	ANUNCIACAO Wellington	-	-	-	-	0.00	
	10	LEITE Renato	-	-	8	8	0.00	
	11	OLIVEIRA Wesley	-	-	3	3	0.00	
	12	REBOLCAS Diogo	-	-	5	5	0.00	
Team Totals			-	1	40	41	0.00	

Team	Opponent Errors & Team Faults	20	1
------	-------------------------------	----	---





CUMULATIVE STATISTICS BY SKILLS


队伍个人累积技术统计

BRA - BRAZIL

After 1 match

Non-scoring Diggers	No	Name	Digs	Faults	Receptions	Total Attempts	Avg by Set
	1	MELLO Rodrigo	-	-	-	-	0.00
	2	SILVA Claudio	1	-	-	1	0.33
	3	GOMES Guilherme	3	4	2	9	1.00
	4	ARANTES Samuel	-	-	-	-	0.00
	5	SILVA Daniel	3	2	3	8	1.00
	6	SANTOS Deivisson	1	3	-	4	0.33
	7	SILVA Gilberto	3	4	1	8	1.00
	8	FREITAS Giovanni	4	4	4	12	1.33
	9	ANUNCIACAO Wellington	-	1	-	1	0.00
	10	LEITE Renato	9	3	2	14	3.00
	11	OLIVEIRA Wescley	2	5	2	9	0.67
	12	REBOLCAS Diogo	3	3	2	8	1.00
Team Totals			29	29	16	74	9.67

Non-scoring Setters	No	Name	Running Sets	Faults	Still Sets	Total Attempts	Avg by Set
	1	MELLO Rodrigo	-	-	-	-	0.00
	2	SILVA Claudio	-	1	7	8	0.00
	3	GOMES Guilherme	-	-	22	22	0.00
	4	ARANTES Samuel	-	-	-	-	0.00
	5	SILVA Daniel	-	-	3	3	0.00
	6	SANTOS Deivisson	-	1	-	1	0.00
	7	SILVA Gilberto	-	-	2	2	0.00
	8	FREITAS Giovanni	-	-	-	-	0.00
	9	ANUNCIACAO Wellington	-	-	1	1	0.00
	10	LEITE Renato	1	-	27	28	0.33
	11	OLIVEIRA Wescley	-	-	2	2	0.00
	12	REBOLCAS Diogo	-	-	2	2	0.00
Team Totals			1	2	66	69	0.33

Non-scoring Receivers	No	Name	Excellents	Faults	Serve Receptions	Total Attempts	Succ %
	1	MELLO Rodrigo	-	-	-	-	0.00
	2	SILVA Claudio	-	-	-	-	0.00
	3	GOMES Guilherme	2	1	-	3	66.67
	4	ARANTES Samuel	-	-	-	-	0.00
	5	SILVA Daniel	3	-	1	4	75.00
	6	SANTOS Deivisson	5	1	-	6	83.33
	7	SILVA Gilberto	7	3	1	11	63.64
	8	FREITAS Giovanni	10	1	-	11	90.91
	9	ANUNCIACAO Wellington	-	-	-	-	0.00
	10	LEITE Renato	10	1	-	11	90.91
	11	OLIVEIRA Wescley	4	-	-	4	100.00
	12	REBOLCAS Diogo	7	1	-	8	87.50
Team Totals			48	8	2	58	82.76

Legend: Avg Average Eff% Efficiency Succ % Success %





CUMULATIVE STATISTICS BY SKILLS


队伍个人累积技术统计

BRA - BRAZIL

After 2 matches

Scoring Spikers		No	Name	Spikes	Faults	Shots	Total Attempts	Eff %
	1	MELLO Rodrigo	-	-	-	-	0.00	
	2	SILVA Claudio	-	-	-	-	0.00	
	3	GOMES Guilherme	1	-	3	4	25.00	
	4	ARANTES Samuel	-	3	2	5	0.00	
	5	SILVA Daniel	1	3	11	15	0.00	
	6	SANTOS Deivisson	-	-	2	2	0.00	
	7	SILVA Gilberto	3	9	14	26	0.00	
	8	FREITAS Giovanni	-	5	13	18	0.00	
	9	ANUNCIACAO Wellington	1	3	6	10	0.00	
	10	LEITE Renato	7	1	19	27	22.22	
	11	OLIVEIRA Wescley	6	9	7	22	0.00	
	12	REBOLCAS Diogo	2	2	5	9	0.00	
Team Totals			21	35	82	138	0.00	

Scoring Blockers		No	Name	Kill Blocks	Faults	Rebounds	Total Attempts	Avg by Set
	1	MELLO Rodrigo	-	-	-	-	0.00	
	2	SILVA Claudio	-	-	3	3	0.00	
	3	GOMES Guilherme	1	3	2	6	0.17	
	4	ARANTES Samuel	-	3	4	7	0.00	
	5	SILVA Daniel	1	4	7	12	0.17	
	6	SANTOS Deivisson	-	1	-	1	0.00	
	7	SILVA Gilberto	3	5	1	9	0.50	
	8	FREITAS Giovanni	-	1	8	9	0.00	
	9	ANUNCIACAO Wellington	-	4	1	5	0.00	
	10	LEITE Renato	4	5	3	12	0.67	
	11	OLIVEIRA Wescley	1	4	9	14	0.17	
	12	REBOLCAS Diogo	2	1	3	6	0.33	
Team Totals			12	31	41	84	2.00	

Scoring Servers		No	Name	Aces	Faults	Serve Hits	Total Attempts	Avg by Set
	1	MELLO Rodrigo	-	-	-	-	0.00	
	2	SILVA Claudio	-	1	3	4	0.00	
	3	GOMES Guilherme	-	-	13	13	0.00	
	4	ARANTES Samuel	-	-	2	2	0.00	
	5	SILVA Daniel	1	1	4	6	0.17	
	6	SANTOS Deivisson	-	-	4	4	0.00	
	7	SILVA Gilberto	-	1	3	4	0.00	
	8	FREITAS Giovanni	-	1	10	11	0.00	
	9	ANUNCIACAO Wellington	-	-	1	1	0.00	
	10	LEITE Renato	-	-	12	12	0.00	
	11	OLIVEIRA Wescley	-	2	6	8	0.00	
	12	REBOLCAS Diogo	-	-	6	6	0.00	
Team Totals			1	6	64	71	0.17	

Team	Opponent Errors & Team Faults	33	1
------	-------------------------------	----	---





CUMULATIVE STATISTICS BY SKILLS


队伍个人累积技术统计

BRA - BRAZIL

After 2 matches

Non-scoring Diggers	No	Name	Digs	Faults	Receptions	Total Attempts	Avg by Set
	1	MELLO Rodrigo	-	-	-	-	0.00
	2	SILVA Claudio	2	1	-	3	0.33
	3	GOMES Guilherme	4	6	6	16	0.67
	4	ARANTES Samuel	-	-	1	1	0.00
	5	SILVA Daniel	7	5	5	17	1.17
	6	SANTOS Deivisson	3	5	-	8	0.50
	7	SILVA Gilberto	3	5	1	9	0.50
	8	FREITAS Giovanni	8	8	6	22	1.33
	9	ANUNCIACAO Wellington	6	4	-	10	1.00
	10	LEITE Renato	16	8	5	29	2.67
	11	OLIVEIRA Wescley	4	11	2	17	0.67
	12	REBOLCAS Diogo	3	3	2	8	0.50
Team Totals			56	56	28	140	9.33

Non-scoring Setters	No	Name	Running Sets	Faults	Still Sets	Total Attempts	Avg by Set
	1	MELLO Rodrigo	-	-	-	-	0.00
	2	SILVA Claudio	-	2	15	17	0.00
	3	GOMES Guilherme	3	2	40	45	0.50
	4	ARANTES Samuel	-	-	1	1	0.00
	5	SILVA Daniel	-	-	6	6	0.00
	6	SANTOS Deivisson	-	1	1	2	0.00
	7	SILVA Gilberto	-	-	3	3	0.00
	8	FREITAS Giovanni	-	-	2	2	0.00
	9	ANUNCIACAO Wellington	-	2	3	5	0.00
	10	LEITE Renato	3	-	48	51	0.50
	11	OLIVEIRA Wescley	-	-	3	3	0.00
	12	REBOLCAS Diogo	-	-	2	2	0.00
Team Totals			6	7	124	137	1.00

Non-scoring Receivers	No	Name	Excellents	Faults	Serve Receptions	Total Attempts	Succ %
	1	MELLO Rodrigo	-	-	-	-	0.00
	2	SILVA Claudio	-	-	-	-	0.00
	3	GOMES Guilherme	3	1	-	4	75.00
	4	ARANTES Samuel	5	-	1	6	83.33
	5	SILVA Daniel	9	2	1	12	75.00
	6	SANTOS Deivisson	11	2	-	13	84.62
	7	SILVA Gilberto	10	3	1	14	71.43
	8	FREITAS Giovanni	17	1	-	18	94.44
	9	ANUNCIACAO Wellington	4	1	1	6	66.67
	10	LEITE Renato	16	2	1	19	84.21
	11	OLIVEIRA Wescley	12	1	-	13	92.31
	12	REBOLCAS Diogo	8	1	-	9	88.89
Team Totals			95	14	5	114	83.33

Legend: Avg Average Eff% Efficiency Succ % Success %





CUMULATIVE STATISTICS BY SKILLS


队伍个人累积技术统计

BRA - BRAZIL

After 3 matches

Scoring Spikers	No	Name	Spikes	Faults	Shots	Total Attempts	Eff %
	1	MELLO Rodrigo	-	-	-	-	0.00
	2	SILVA Claudio	-	-	-	-	0.00
	3	GOMES Guilherme	2	-	4	6	33.33
	4	ARANTES Samuel	2	4	4	10	0.00
	5	SILVA Daniel	4	4	17	25	0.00
	6	SANTOS Deivisson	3	1	2	6	33.33
	7	SILVA Gilberto	7	13	18	38	0.00
	8	FREITAS Giovanni	3	7	19	29	0.00
	9	ANUNCIACAO Wellington	1	4	6	11	0.00
	10	LEITE Renato	17	2	25	44	34.09
	11	OLIVEIRA Wescley	13	9	12	34	11.76
	12	REBOLCAS Diogo	3	6	11	20	0.00
Team Totals			55	50	118	223	2.24

Scoring Blockers	No	Name	Kill Blocks	Faults	Rebounds	Total Attempts	Avg by Set
	1	MELLO Rodrigo	-	-	-	-	0.00
	2	SILVA Claudio	-	-	3	3	0.00
	3	GOMES Guilherme	3	4	5	12	0.33
	4	ARANTES Samuel	-	4	5	9	0.00
	5	SILVA Daniel	2	6	12	20	0.22
	6	SANTOS Deivisson	1	1	-	2	0.11
	7	SILVA Gilberto	4	6	2	12	0.44
	8	FREITAS Giovanni	3	2	13	18	0.33
	9	ANUNCIACAO Wellington	-	4	1	5	0.00
	10	LEITE Renato	4	6	7	17	0.44
	11	OLIVEIRA Wescley	4	8	12	24	0.44
	12	REBOLCAS Diogo	6	4	9	19	0.67
Team Totals			27	45	69	141	3.00

Scoring Servers	No	Name	Aces	Faults	Serve Hits	Total Attempts	Avg by Set
	1	MELLO Rodrigo	-	-	-	-	0.00
	2	SILVA Claudio	-	1	3	4	0.00
	3	GOMES Guilherme	1	-	17	18	0.11
	4	ARANTES Samuel	-	-	6	6	0.00
	5	SILVA Daniel	4	1	11	16	0.44
	6	SANTOS Deivisson	-	-	9	9	0.00
	7	SILVA Gilberto	-	1	4	5	0.00
	8	FREITAS Giovanni	-	1	30	31	0.00
	9	ANUNCIACAO Wellington	-	-	1	1	0.00
	10	LEITE Renato	-	-	20	20	0.00
	11	OLIVEIRA Wescley	-	2	21	23	0.00
	12	REBOLCAS Diogo	-	1	10	11	0.00
Team Totals			5	7	132	144	0.56

Team	Opponent Errors & Team Faults	55	2
------	-------------------------------	----	---





CUMULATIVE STATISTICS BY SKILLS


队伍个人累积技术统计

BRA - BRAZIL

After 3 matches

Non-scoring Diggers	No	Name	Digs	Faults	Receptions	Total Attempts	Avg by Set
	1	MELLO Rodrigo	6	6	-	12	0.67
	2	SILVA Claudio	2	1	-	3	0.22
	3	GOMES Guilherme	8	6	8	22	0.89
	4	ARANTES Samuel	6	1	3	10	0.67
	5	SILVA Daniel	12	8	7	27	1.33
	6	SANTOS Deivisson	5	6	1	12	0.56
	7	SILVA Gilberto	7	5	1	13	0.78
	8	FREITAS Giovanni	17	8	7	32	1.89
	9	ANUNCIACAO Wellington	6	4	-	10	0.67
	10	LEITE Renato	23	9	9	41	2.56
	11	OLIVEIRA Wescley	8	13	2	23	0.89
	12	REBOLCAS Diogo	5	3	4	12	0.56
Team Totals			105	70	42	217	11.67

Non-scoring Setters	No	Name	Running Sets	Faults	Still Sets	Total Attempts	Avg by Set
	1	MELLO Rodrigo	-	-	3	3	0.00
	2	SILVA Claudio	-	2	15	17	0.00
	3	GOMES Guilherme	4	2	66	72	0.44
	4	ARANTES Samuel	-	-	1	1	0.00
	5	SILVA Daniel	-	-	7	7	0.00
	6	SANTOS Deivisson	1	1	14	16	0.11
	7	SILVA Gilberto	-	-	3	3	0.00
	8	FREITAS Giovanni	-	-	6	6	0.00
	9	ANUNCIACAO Wellington	-	2	3	5	0.00
	10	LEITE Renato	3	-	72	75	0.33
	11	OLIVEIRA Wescley	-	-	4	4	0.00
	12	REBOLCAS Diogo	-	-	2	2	0.00
Team Totals			8	7	196	211	0.89


Non-scoring Receivers	No	Name	Excellents	Faults	Serve Receptions	Total Attempts	Succ %
	1	MELLO Rodrigo	21	2	1	24	87.50
	2	SILVA Claudio	-	-	-	-	0.00
	3	GOMES Guilherme	5	1	-	6	83.33
	4	ARANTES Samuel	8	-	2	10	80.00
	5	SILVA Daniel	13	2	2	17	76.47
	6	SANTOS Deivisson	13	2	-	15	86.67
	7	SILVA Gilberto	10	3	1	14	71.43
	8	FREITAS Giovanni	20	1	-	21	95.24
	9	ANUNCIACAO Wellington	4	1	1	6	66.67
	10	LEITE Renato	17	2	1	20	85.00
	11	OLIVEIRA Wescley	12	1	-	13	92.31
	12	REBOLCAS Diogo	8	1	-	9	88.89
Team Totals			131	16	8	155	84.52


Legend: Avg Average Eff% Efficiency Succ % Success %


CUMULATIVE STATISTICS BY SKILLS

队伍个人累积技术统计

BRA - BRAZIL After 4 matches

Scoring Spikers	No	Name	Spikes	Faults	Shots	Total Attempts	Eff %
	1	MELLO Rodrigo	-	-	-	-	0.00
	2	SILVA Claudio	-	-	-	-	0.00
	3	GOMES Guilherme	4	-	5	9	44.44
	4	ARANTES Samuel	10	6	15	31	12.90
	5	SILVA Daniel	4	6	21	31	0.00
	6	SANTOS Deivisson	3	2	3	8	12.50
	7	SILVA Gilberto	20	16	38	74	5.41
	8	FREITAS Giovanni	3	7	19	29	0.00
	9	ANUNCIACAO Wellington	2	9	11	22	0.00
	10	LEITE Renato	24	7	48	79	21.52
	11	OLIVEIRA Wesley	31	14	24	69	24.64
	12	REBOLCAS Diogo	8	8	24	40	0.00
Team Totals			109	75	208	392	8.67

Scoring Blockers	No	Name	Kill Blocks	Faults	Rebounds	Total Attempts	Avg by Set
	1	MELLO Rodrigo	-	-	-	-	0.00
	2	SILVA Claudio	-	-	3	3	0.00
	3	GOMES Guilherme	4	9	8	21	0.31
	4	ARANTES Samuel	-	6	6	12	0.00
	5	SILVA Daniel	2	6	13	21	0.15
	6	SANTOS Deivisson	1	1	-	2	0.08
	7	SILVA Gilberto	5	8	9	22	0.38
	8	FREITAS Giovanni	3	2	13	18	0.23
	9	ANUNCIACAO Wellington	-	6	3	9	0.00
	10	LEITE Renato	5	11	15	31	0.38
	11	OLIVEIRA Wesley	6	13	18	37	0.46
	12	REBOLCAS Diogo	8	8	20	36	0.62
Team Totals			34	70	108	212	2.62

Scoring Servers	No	Name	Aces	Faults	Serve Hits	Total Attempts	Avg by Set
	1	MELLO Rodrigo	-	-	-	-	0.00
	2	SILVA Claudio	-	1	3	4	0.00
	3	GOMES Guilherme	1	1	30	32	0.08
	4	ARANTES Samuel	2	1	13	16	0.15
	5	SILVA Daniel	6	1	15	22	0.46
	6	SANTOS Deivisson	1	-	16	17	0.08
	7	SILVA Gilberto	2	1	21	24	0.15
	8	FREITAS Giovanni	-	1	30	31	0.00
	9	ANUNCIACAO Wellington	1	-	5	6	0.08
	10	LEITE Renato	1	-	31	32	0.08
	11	OLIVEIRA Wesley	-	5	31	36	0.00
	12	REBOLCAS Diogo	1	2	20	23	0.08
Team Totals			15	13	215	243	1.15

Team	Opponent Errors & Team Faults	84	6
------	-------------------------------	----	---





CUMULATIVE STATISTICS BY SKILLS


队伍个人累积技术统计

BRA - BRAZIL

After 4 matches

Non-scoring Diggers	No	Name	Digs	Faults	Receptions	Total Attempts	Avg by Set
	1	MELLO Rodrigo	17	12	-	29	1.31
	2	SILVA Claudio	2	1	-	3	0.15
	3	GOMES Guilherme	23	8	12	43	1.77
	4	ARANTES Samuel	18	3	4	25	1.38
	5	SILVA Daniel	15	8	7	30	1.15
	6	SANTOS Deivisson	9	9	1	19	0.69
	7	SILVA Gilberto	10	7	2	19	0.77
	8	FREITAS Giovanni	17	8	7	32	1.31
	9	ANUNCIACAO Wellington	8	4	-	12	0.62
	10	LEITE Renato	42	14	10	66	3.23
	11	OLIVEIRA Wescley	14	14	3	31	1.08
	12	REBOLCAS Diogo	14	5	6	25	1.08
Team Totals			189	93	52	334	14.54

Non-scoring Setters	No	Name	Running Sets	Faults	Still Sets	Total Attempts	Avg by Set
	1	MELLO Rodrigo	1	-	7	8	0.08
	2	SILVA Claudio	-	2	15	17	0.00
	3	GOMES Guilherme	16	3	145	164	1.23
	4	ARANTES Samuel	-	-	6	6	0.00
	5	SILVA Daniel	-	-	10	10	0.00
	6	SANTOS Deivisson	2	1	19	22	0.15
	7	SILVA Gilberto	1	-	5	6	0.08
	8	FREITAS Giovanni	-	-	6	6	0.00
	9	ANUNCIACAO Wellington	-	2	5	7	0.00
	10	LEITE Renato	4	1	98	103	0.31
	11	OLIVEIRA Wescley	-	-	7	7	0.00
	12	REBOLCAS Diogo	1	-	2	3	0.08
Team Totals			25	9	325	359	1.92

Non-scoring Receivers	No	Name	Excellents	Faults	Serve Receptions	Total Attempts	Succ %
	1	MELLO Rodrigo	46	2	4	52	88.46
	2	SILVA Claudio	-	-	-	-	0.00
	3	GOMES Guilherme	10	1	-	11	90.91
	4	ARANTES Samuel	16	-	3	19	84.21
	5	SILVA Daniel	19	2	2	23	82.61
	6	SANTOS Deivisson	15	2	-	17	88.24
	7	SILVA Gilberto	10	3	1	14	71.43
	8	FREITAS Giovanni	20	1	-	21	95.24
	9	ANUNCIACAO Wellington	5	1	1	7	71.43
	10	LEITE Renato	41	4	2	47	87.23
	11	OLIVEIRA Wescley	12	1	-	13	92.31
	12	REBOLCAS Diogo	17	2	-	19	89.47
Team Totals			211	19	13	243	86.83

Legend: Avg Average Eff% Efficiency Succ % Success %





CUMULATIVE STATISTICS BY SKILLS


队伍个人累积技术统计

BRA - BRAZIL

After 5 matches

Scoring Spikers		No	Name	Spikes	Faults	Shots	Total Attempts	Eff %
	1	MELLO Rodrigo	-	-	-	-	0.00	
	2	SILVA Claudio	-	-	-	-	0.00	
	3	GOMES Guilherme	4	3	7	14	7.14	
	4	ARANTES Samuel	18	12	22	52	11.54	
	5	SILVA Daniel	4	7	23	34	0.00	
	6	SANTOS Deivisson	3	2	4	9	11.11	
	7	SILVA Gilberto	28	22	55	105	5.71	
	8	FREITAS Giovanni	9	10	32	51	0.00	
	9	ANUNCIACAO Wellington	2	9	13	24	0.00	
	10	LEITE Renato	29	12	65	106	16.04	
	11	OLIVEIRA Wescley	40	19	37	96	21.88	
	12	REBOLCAS Diogo	9	9	27	45	0.00	
Team Totals			146	105	285	536	7.65	

Scoring Blockers		No	Name	Kill Blocks	Faults	Rebounds	Total Attempts	Avg by Set
	1	MELLO Rodrigo	-	-	-	-	0.00	
	2	SILVA Claudio	-	-	3	3	0.00	
	3	GOMES Guilherme	4	11	8	23	0.24	
	4	ARANTES Samuel	2	11	12	25	0.12	
	5	SILVA Daniel	2	6	14	22	0.12	
	6	SANTOS Deivisson	1	1	-	2	0.06	
	7	SILVA Gilberto	6	11	13	30	0.35	
	8	FREITAS Giovanni	5	6	22	33	0.29	
	9	ANUNCIACAO Wellington	1	6	6	13	0.06	
	10	LEITE Renato	8	19	22	49	0.47	
	11	OLIVEIRA Wescley	9	18	23	50	0.53	
	12	REBOLCAS Diogo	8	10	20	38	0.47	
Team Totals			46	99	143	288	2.71	

Scoring Servers		No	Name	Aces	Faults	Serve Hits	Total Attempts	Avg by Set
	1	MELLO Rodrigo	-	-	-	-	0.00	
	2	SILVA Claudio	-	1	3	4	0.00	
	3	GOMES Guilherme	1	1	41	43	0.06	
	4	ARANTES Samuel	4	2	18	24	0.24	
	5	SILVA Daniel	6	1	15	22	0.35	
	6	SANTOS Deivisson	1	1	17	19	0.06	
	7	SILVA Gilberto	2	2	27	31	0.12	
	8	FREITAS Giovanni	2	1	46	49	0.12	
	9	ANUNCIACAO Wellington	1	-	5	6	0.06	
	10	LEITE Renato	2	1	41	44	0.12	
	11	OLIVEIRA Wescley	-	6	45	51	0.00	
	12	REBOLCAS Diogo	1	2	21	24	0.06	
Team Totals			20	18	279	317	1.18	

Team	Opponent Errors & Team Faults	103	11
------	-------------------------------	-----	----





CUMULATIVE STATISTICS BY SKILLS


队伍个人累积技术统计

BRA - BRAZIL

After 5 matches

Non-scoring Diggers	No	Name	Digs	Faults	Receptions	Total Attempts	Avg by Set
	1	MELLO Rodrigo	30	20	6	56	1.76
	2	SILVA Claudio	3	1	-	4	0.18
	3	GOMES Guilherme	39	13	12	64	2.29
	4	ARANTES Samuel	29	5	6	40	1.71
	5	SILVA Daniel	15	8	7	30	0.88
	6	SANTOS Deivisson	10	10	1	21	0.59
	7	SILVA Gilberto	12	8	3	23	0.71
	8	FREITAS Giovanni	28	11	7	46	1.65
	9	ANUNCIACAO Wellington	8	4	-	12	0.47
	10	LEITE Renato	59	14	14	87	3.47
	11	OLIVEIRA Wesley	16	15	3	34	0.94
	12	REBOLCAS Diogo	15	5	7	27	0.88
Team Totals			264	114	66	444	15.53

Non-scoring Setters	No	Name	Running Sets	Faults	Still Sets	Total Attempts	Avg by Set
	1	MELLO Rodrigo	1	-	9	10	0.06
	2	SILVA Claudio	-	2	21	23	0.00
	3	GOMES Guilherme	19	3	198	220	1.12
	4	ARANTES Samuel	-	1	21	22	0.00
	5	SILVA Daniel	-	-	10	10	0.00
	6	SANTOS Deivisson	2	1	20	23	0.12
	7	SILVA Gilberto	1	-	7	8	0.06
	8	FREITAS Giovanni	-	-	10	10	0.00
	9	ANUNCIACAO Wellington	-	2	6	8	0.00
	10	LEITE Renato	5	1	130	136	0.29
	11	OLIVEIRA Wesley	-	-	12	12	0.00
	12	REBOLCAS Diogo	1	-	2	3	0.06
Team Totals			29	10	446	485	1.71

Non-scoring Receivers	No	Name	Excellents	Faults	Serve Receptions	Total Attempts	Succ %
	1	MELLO Rodrigo	75	3	7	85	88.24
	2	SILVA Claudio	1	-	-	1	100.00
	3	GOMES Guilherme	10	1	-	11	90.91
	4	ARANTES Samuel	24	-	3	27	88.89
	5	SILVA Daniel	22	2	2	26	84.62
	6	SANTOS Deivisson	18	2	-	20	90.00
	7	SILVA Gilberto	10	3	1	14	71.43
	8	FREITAS Giovanni	29	1	1	31	93.55
	9	ANUNCIACAO Wellington	6	1	1	8	75.00
	10	LEITE Renato	56	4	3	63	88.89
	11	OLIVEIRA Wesley	13	1	-	14	92.86
	12	REBOLCAS Diogo	17	2	-	19	89.47
Team Totals			281	20	18	319	88.09

Legend: Avg Average Eff% Efficiency Succ % Success %





CUMULATIVE STATISTICS BY SKILLS


队伍个人累积技术统计

CHN - CHINA

After 1 match

Scoring Spikers		No	Name	Spikes	Faults	Shots	Total Attempts	Eff %
	1	TONG Jiao	1	1	3	5	0.00	
	2	DOU Wencheng	-	-	-	-	0.00	
	3	HUANG Chunji	-	-	-	-	0.00	
	5	GAO Hui	9	7	9	25	8.00	
	6	LI Ji	-	-	-	-	0.00	
	7	WANG Xiao Lang	-	-	-	-	0.00	
	8	ZHOU Canming	2	8	5	15	0.00	
	9	WANG Haidong	5	4	11	20	5.00	
	10	LI Mingfa	3	-	8	11	27.27	
	11	ZHANG Zhongmin	7	5	15	27	7.41	
	12	LI Lei	-	-	-	-	0.00	
	13	DING Xiaochao	-	-	-	-	0.00	
	Team Totals				27	25	51	103

Scoring Blockers		No	Name	Kill Blocks	Faults	Rebounds	Total Attempts	Avg by Set
	1	TONG Jiao	-	-	3	3	0.00	
	2	DOU Wencheng	-	1	1	2	0.00	
	3	HUANG Chunji	-	-	-	-	0.00	
	5	GAO Hui	1	2	7	10	0.33	
	6	LI Ji	-	-	-	-	0.00	
	7	WANG Xiao Lang	-	-	-	-	0.00	
	8	ZHOU Canming	2	7	1	10	0.67	
	9	WANG Haidong	-	2	7	9	0.00	
	10	LI Mingfa	2	3	10	15	0.67	
	11	ZHANG Zhongmin	-	-	5	5	0.00	
	12	LI Lei	-	-	-	-	0.00	
	13	DING Xiaochao	-	-	-	-	0.00	
	Team Totals				5	15	34	54

Scoring Servers		No	Name	Aces	Faults	Serve Hits	Total Attempts	Avg by Set
	1	TONG Jiao	-	-	9	9	0.00	
	2	DOU Wencheng	-	-	1	1	0.00	
	3	HUANG Chunji	-	-	-	-	0.00	
	5	GAO Hui	-	-	8	8	0.00	
	6	LI Ji	-	-	-	-	0.00	
	7	WANG Xiao Lang	-	-	-	-	0.00	
	8	ZHOU Canming	-	2	3	5	0.00	
	9	WANG Haidong	1	-	9	10	0.33	
	10	LI Mingfa	1	1	12	14	0.33	
	11	ZHANG Zhongmin	1	2	5	8	0.33	
	12	LI Lei	-	-	-	-	0.00	
	13	DING Xiaochao	-	-	-	-	0.00	
	Team Totals				3	5	47	55


Team	Opponent Errors & Team Faults	18	3
------	-------------------------------	----	---


CUMULATIVE STATISTICS BY SKILLS


队伍个人累积技术统计

CHN - CHINA

After 1 match

Non-scoring Diggers	No	Name	Digs	Faults	Receptions	Total Attempts	Avg by Set
	1	TONG Jiao	9	6	6	21	3.00
	2	DOU Wencheng	1	1	-	2	0.33
	3	HUANG Chunji	-	-	-	-	0.00
	5	GAO Hui	4	1	-	5	1.33
	6	LI Ji	-	-	-	-	0.00
	7	WANG Xiao Lang	-	-	-	-	0.00
	8	ZHOU Canming	10	5	1	16	3.33
	9	WANG Haidong	8	3	-	11	2.67
	10	LI Mingfa	5	5	3	13	1.67
	11	ZHANG Zhongmin	8	5	7	20	2.67
	12	LI Lei	-	-	-	-	0.00
	13	DING Xiaochao	-	-	-	-	0.00
	Team Totals			45	26	17	88

Non-scoring Setters	No	Name	Running Sets	Faults	Still Sets	Total Attempts	Avg by Set
	1	TONG Jiao	8	-	61	69	2.67
	2	DOU Wencheng	-	-	-	-	0.00
	3	HUANG Chunji	-	-	-	-	0.00
	5	GAO Hui	-	-	3	3	0.00
	6	LI Ji	-	-	2	2	0.00
	7	WANG Xiao Lang	-	-	-	-	0.00
	8	ZHOU Canming	-	-	9	9	0.00
	9	WANG Haidong	-	-	4	4	0.00
	10	LI Mingfa	-	-	1	1	0.00
	11	ZHANG Zhongmin	-	-	5	5	0.00
	12	LI Lei	-	-	-	-	0.00
	13	DING Xiaochao	-	-	-	-	0.00
	Team Totals			8	-	85	93

Non-scoring Receivers	No	Name	Excellents	Faults	Serve Receptions	Total Attempts	Succ %
	1	TONG Jiao	1	-	-	1	100.00
	2	DOU Wencheng	5	-	-	5	100.00
	3	HUANG Chunji	-	-	-	-	0.00
	5	GAO Hui	6	-	-	6	100.00
	6	LI Ji	-	-	-	-	0.00
	7	WANG Xiao Lang	-	-	-	-	0.00
	8	ZHOU Canming	14	-	-	14	100.00
	9	WANG Haidong	5	-	-	5	100.00
	10	LI Mingfa	11	1	-	12	91.67
	11	ZHANG Zhongmin	11	-	-	11	100.00
	12	LI Lei	-	-	-	-	0.00
	13	DING Xiaochao	-	-	-	-	0.00
	Team Totals			53	1	-	54


Legend:					
Avg	Average	Eff%	Efficiency	Succ %	Success %


CUMULATIVE STATISTICS BY SKILLS


队伍个人累积技术统计

CHN - CHINA

After 2 matches

Scoring Spikers		No	Name	Spikes	Faults	Shots	Total Attempts	Eff %
	1	TONG Jiao	4	1	8	13	23.08	
	2	DOU Wencheng	-	-	-	-	0.00	
	3	HUANG Chunji	-	-	-	-	0.00	
	5	GAO Hui	12	9	21	42	7.14	
	6	LI Ji	-	-	-	-	0.00	
	7	WANG Xiao Lang	-	-	-	-	0.00	
	8	ZHOU Canming	8	12	12	32	0.00	
	9	WANG Haidong	12	5	28	45	15.56	
	10	LI Mingfa	6	4	18	28	7.14	
	11	ZHANG Zhongmin	19	13	37	69	8.70	
	12	LI Lei	-	-	-	-	0.00	
	13	DING Xiaochao	-	-	-	-	0.00	
	Team Totals				61	44	124	229

Scoring Blockers		No	Name	Kill Blocks	Faults	Rebounds	Total Attempts	Avg by Set
	1	TONG Jiao	-	4	10	14	0.00	
	2	DOU Wencheng	-	1	1	2	0.00	
	3	HUANG Chunji	-	-	-	-	0.00	
	5	GAO Hui	2	7	13	22	0.33	
	6	LI Ji	-	-	-	-	0.00	
	7	WANG Xiao Lang	-	-	-	-	0.00	
	8	ZHOU Canming	3	10	7	20	0.50	
	9	WANG Haidong	3	6	11	20	0.50	
	10	LI Mingfa	3	4	14	21	0.50	
	11	ZHANG Zhongmin	2	4	11	17	0.33	
	12	LI Lei	-	-	-	-	0.00	
	13	DING Xiaochao	-	-	-	-	0.00	
	Team Totals				13	36	67	116

Scoring Servers		No	Name	Aces	Faults	Serve Hits	Total Attempts	Avg by Set
	1	TONG Jiao	-	-	16	16	0.00	
	2	DOU Wencheng	-	-	1	1	0.00	
	3	HUANG Chunji	-	-	-	-	0.00	
	5	GAO Hui	2	1	19	22	0.33	
	6	LI Ji	-	-	-	-	0.00	
	7	WANG Xiao Lang	-	-	-	-	0.00	
	8	ZHOU Canming	-	5	9	14	0.00	
	9	WANG Haidong	1	1	18	20	0.17	
	10	LI Mingfa	1	1	28	30	0.17	
	11	ZHANG Zhongmin	1	5	14	20	0.17	
	12	LI Lei	-	-	-	-	0.00	
	13	DING Xiaochao	-	-	-	-	0.00	
	Team Totals				5	13	105	123

Team	Opponent Errors & Team Faults	41	12
------	-------------------------------	----	----





CUMULATIVE STATISTICS BY SKILLS


队伍个人累积技术统计

CHN - CHINA

After 2 matches

Non-scoring Diggers	No	Name	Digs	Faults	Receptions	Total Attempts	Avg by Set
	1	TONG Jiao	15	10	7	32	2.50
	2	DOU Wencheng	1	1	-	2	0.17
	3	HUANG Chunji	-	-	-	-	0.00
	5	GAO Hui	11	5	1	17	1.83
	6	LI Ji	-	-	-	-	0.00
	7	WANG Xiao Lang	-	-	-	-	0.00
	8	ZHOU Canming	17	9	5	31	2.83
	9	WANG Haidong	18	4	1	23	3.00
	10	LI Mingfa	15	6	3	24	2.50
	11	ZHANG Zhongmin	21	5	7	33	3.50
	12	LI Lei	-	-	-	-	0.00
	13	DING Xiaochao	-	-	-	-	0.00
	Team Totals			98	40	24	162

Non-scoring Setters	No	Name	Running Sets	Faults	Still Sets	Total Attempts	Avg by Set
	1	TONG Jiao	14	2	137	153	2.33
	2	DOU Wencheng	-	-	-	-	0.00
	3	HUANG Chunji	-	-	-	-	0.00
	5	GAO Hui	-	-	5	5	0.00
	6	LI Ji	1	-	4	5	0.17
	7	WANG Xiao Lang	-	-	-	-	0.00
	8	ZHOU Canming	1	-	12	13	0.17
	9	WANG Haidong	1	-	12	13	0.17
	10	LI Mingfa	-	-	4	4	0.00
	11	ZHANG Zhongmin	-	-	10	10	0.00
	12	LI Lei	-	-	-	-	0.00
	13	DING Xiaochao	-	-	-	-	0.00
	Team Totals			17	2	184	203

Non-scoring Receivers	No	Name	Excellents	Faults	Serve Receptions	Total Attempts	Succ %
	1	TONG Jiao	1	-	-	1	100.00
	2	DOU Wencheng	5	-	-	5	100.00
	3	HUANG Chunji	-	-	-	-	0.00
	5	GAO Hui	24	-	-	24	100.00
	6	LI Ji	-	-	-	-	0.00
	7	WANG Xiao Lang	-	-	-	-	0.00
	8	ZHOU Canming	35	-	3	38	92.11
	9	WANG Haidong	13	-	-	13	100.00
	10	LI Mingfa	12	1	-	13	92.31
	11	ZHANG Zhongmin	24	2	1	27	88.89
	12	LI Lei	-	-	-	-	0.00
	13	DING Xiaochao	-	-	-	-	0.00
	Team Totals			114	3	4	121


Legend:					
Avg	Average	Eff%	Efficiency	Succ %	Success %





CUMULATIVE STATISTICS BY SKILLS

队伍个人累积技术统计

CHN - CHINA After 3 matches

Scoring Spikers		No	Name	Spikes	Faults	Shots	Total Attempts	Eff %
	1	TONG Jiao	6	1	13	20	25.00	
	2	DOU Wencheng	-	-	-	-	0.00	
	3	HUANG Chunji	-	-	-	-	0.00	
	5	GAO Hui	27	12	27	66	22.73	
	6	LI Ji	-	-	-	-	0.00	
	7	WANG Xiaolang	-	-	-	-	0.00	
	8	ZHOU Canming	9	15	25	49	0.00	
	9	WANG Haidong	18	6	35	59	20.34	
	10	LI Mingfa	12	5	25	42	16.67	
	11	ZHANG Zhongmin	29	15	49	93	15.05	
	12	LI Lei	-	-	-	-	0.00	
	13	DING Xiaochao	-	-	-	-	0.00	
	Team Totals			101	54	174	329	14.29

Scoring Blockers		No	Name	Kill Blocks	Faults	Rebounds	Total Attempts	Avg by Set
	1	TONG Jiao	1	4	13	18	0.11	
	2	DOU Wencheng	-	1	1	2	0.00	
	3	HUANG Chunji	-	-	-	-	0.00	
	5	GAO Hui	4	9	17	30	0.44	
	6	LI Ji	-	-	-	-	0.00	
	7	WANG Xiaolang	-	-	-	-	0.00	
	8	ZHOU Canming	4	12	16	32	0.44	
	9	WANG Haidong	5	8	14	27	0.56	
	10	LI Mingfa	4	5	21	30	0.44	
	11	ZHANG Zhongmin	6	4	12	22	0.67	
	12	LI Lei	-	-	-	-	0.00	
	13	DING Xiaochao	-	-	-	-	0.00	
	Team Totals			24	43	94	161	2.67

Scoring Servers		No	Name	Aces	Faults	Serve Hits	Total Attempts	Avg by Set
	1	TONG Jiao	1	-	27	28	0.11	
	2	DOU Wencheng	-	-	1	1	0.00	
	3	HUANG Chunji	-	-	-	-	0.00	
	5	GAO Hui	2	1	25	28	0.22	
	6	LI Ji	-	-	-	-	0.00	
	7	WANG Xiaolang	-	-	-	-	0.00	
	8	ZHOU Canming	2	7	20	29	0.22	
	9	WANG Haidong	6	2	31	39	0.67	
	10	LI Mingfa	1	1	34	36	0.11	
	11	ZHANG Zhongmin	1	5	30	36	0.11	
	12	LI Lei	-	-	-	-	0.00	
	13	DING Xiaochao	-	-	-	-	0.00	
	Team Totals			13	16	168	197	1.44


Team	Opponent Errors & Team Faults	57	13
------	-------------------------------	----	----





CUMULATIVE STATISTICS BY SKILLS

队伍个人累积技术统计

CHN - CHINA After 3 matches

Non-scoring Diggers	No	Name	Digs	Faults	Receptions	Total Attempts	Avg by Set
	1	TONG Jiao	24	12	10	46	2.67
	2	DOU Wencheng	1	1	-	2	0.11
	3	HUANG Chunji	-	-	-	-	0.00
	5	GAO Hui	16	5	2	23	1.78
	6	LI Ji	-	-	-	-	0.00
	7	WANG Xiaolang	-	-	-	-	0.00
	8	ZHOU Canming	26	12	6	44	2.89
	9	WANG Haidong	39	7	1	47	4.33
	10	LI Mingfa	26	8	7	41	2.89
	11	ZHANG Zhongmin	30	10	9	49	3.33
	12	LI Lei	-	-	-	-	0.00
	13	DING Xiaochao	1	-	-	1	0.11
	Team Totals			163	55	35	253

Non-scoring Setters	No	Name	Running Sets	Faults	Still Sets	Total Attempts	Avg by Set
	1	TONG Jiao	26	2	192	220	2.89
	2	DOU Wencheng	-	-	-	-	0.00
	3	HUANG Chunji	-	-	-	-	0.00
	5	GAO Hui	-	-	6	6	0.00
	6	LI Ji	1	-	4	5	0.11
	7	WANG Xiaolang	-	-	-	-	0.00
	8	ZHOU Canming	1	-	16	17	0.11
	9	WANG Haidong	2	-	16	18	0.22
	10	LI Mingfa	-	-	6	6	0.00
	11	ZHANG Zhongmin	-	-	14	14	0.00
	12	LI Lei	-	-	-	-	0.00
	13	DING Xiaochao	-	-	-	-	0.00
	Team Totals			30	2	254	286

Non-scoring Receivers	No	Name	Excellents	Faults	Serve Receptions	Total Attempts	Succ %
	1	TONG Jiao	1	-	-	1	100.00
	2	DOU Wencheng	5	-	-	5	100.00
	3	HUANG Chunji	-	-	-	-	0.00
	5	GAO Hui	32	-	-	32	100.00
	6	LI Ji	-	-	-	-	0.00
	7	WANG Xiaolang	-	-	-	-	0.00
	8	ZHOU Canming	45	1	3	49	91.84
	9	WANG Haidong	18	1	-	19	94.74
	10	LI Mingfa	15	1	-	16	93.75
	11	ZHANG Zhongmin	29	2	1	32	90.63
	12	LI Lei	1	-	-	1	100.00
	13	DING Xiaochao	2	-	-	2	100.00
	Team Totals			148	5	4	157

Legend: Avg Average Eff% Efficiency Succ % Success %





CUMULATIVE STATISTICS BY SKILLS


队伍个人累积技术统计

CHN - CHINA

After 4 matches

Scoring Spikers		No	Name	Spikes	Faults	Shots	Total Attempts	Eff %
	1	TONG Jiao	7	1	15	23	26.09	
	2	DOU Wencheng	-	-	-	-	0.00	
	3	HUANG Chunji	-	-	1	1	0.00	
	5	GAO Hui	32	16	31	79	20.25	
	6	LI Ji	-	-	-	-	0.00	
	7	WANG Xiaolang	-	-	-	-	0.00	
	8	ZHOU Canming	16	15	27	58	1.72	
	9	WANG Haidong	24	9	38	71	21.13	
	10	LI Mingfa	20	8	27	55	21.82	
	11	ZHANG Zhongmin	35	15	52	102	19.61	
	12	LI Lei	-	-	-	-	0.00	
	13	DING Xiaochao	-	-	-	-	0.00	
	Team Totals				134	64	191	389

Scoring Blockers		No	Name	Kill Blocks	Faults	Rebounds	Total Attempts	Avg by Set
	1	TONG Jiao	1	6	15	22	0.08	
	2	DOU Wencheng	-	1	1	2	0.00	
	3	HUANG Chunji	-	-	-	-	0.00	
	5	GAO Hui	6	10	20	36	0.50	
	6	LI Ji	-	-	-	-	0.00	
	7	WANG Xiaolang	-	-	-	-	0.00	
	8	ZHOU Canming	4	15	20	39	0.33	
	9	WANG Haidong	5	9	17	31	0.42	
	10	LI Mingfa	5	6	24	35	0.42	
	11	ZHANG Zhongmin	9	6	16	31	0.75	
	12	LI Lei	-	-	-	-	0.00	
	13	DING Xiaochao	-	-	-	-	0.00	
	Team Totals				30	53	113	196

Scoring Servers		No	Name	Aces	Faults	Serve Hits	Total Attempts	Avg by Set
	1	TONG Jiao	1	-	41	42	0.08	
	2	DOU Wencheng	-	-	1	1	0.00	
	3	HUANG Chunji	-	-	1	1	0.00	
	5	GAO Hui	3	1	41	45	0.25	
	6	LI Ji	-	-	-	-	0.00	
	7	WANG Xiaolang	-	-	-	-	0.00	
	8	ZHOU Canming	3	10	25	38	0.25	
	9	WANG Haidong	7	4	41	52	0.58	
	10	LI Mingfa	1	3	44	48	0.08	
	11	ZHANG Zhongmin	3	6	34	43	0.25	
	12	LI Lei	-	-	-	-	0.00	
	13	DING Xiaochao	-	-	-	-	0.00	
	Team Totals				18	24	228	270

Team	Opponent Errors & Team Faults	88	15
------	-------------------------------	----	----





CUMULATIVE STATISTICS BY SKILLS


队伍个人累积技术统计

CHN - CHINA

After 4 matches

Non-scoring Diggers	No	Name	Digs	Faults	Receptions	Total Attempts	Avg by Set
	1	TONG Jiao	30	14	11	55	2.50
	2	DOU Wencheng	1	1	-	2	0.08
	3	HUANG Chunji	-	-	-	-	0.00
	5	GAO Hui	21	5	3	29	1.75
	6	LI Ji	2	-	-	2	0.17
	7	WANG Xiaolang	-	-	-	-	0.00
	8	ZHOU Canming	27	14	7	48	2.25
	9	WANG Haidong	43	8	1	52	3.58
	10	LI Mingfa	32	9	7	48	2.67
	11	ZHANG Zhongmin	38	10	11	59	3.17
	12	LI Lei	-	-	-	-	0.00
	13	DING Xiaochao	3	-	1	4	0.25
	Team Totals			197	61	41	299

Non-scoring Setters	No	Name	Running Sets	Faults	Still Sets	Total Attempts	Avg by Set
	1	TONG Jiao	42	3	215	260	3.50
	2	DOU Wencheng	-	-	-	-	0.00
	3	HUANG Chunji	-	-	3	3	0.00
	5	GAO Hui	1	-	7	8	0.08
	6	LI Ji	1	-	8	9	0.08
	7	WANG Xiaolang	-	-	-	-	0.00
	8	ZHOU Canming	1	1	17	19	0.08
	9	WANG Haidong	2	-	18	20	0.17
	10	LI Mingfa	-	-	7	7	0.00
	11	ZHANG Zhongmin	-	-	14	14	0.00
	12	LI Lei	-	-	-	-	0.00
	13	DING Xiaochao	-	-	-	-	0.00
	Team Totals			47	4	289	340

Non-scoring Receivers	No	Name	Excellents	Faults	Serve Receptions	Total Attempts	Succ %
	1	TONG Jiao	1	-	-	1	100.00
	2	DOU Wencheng	5	-	-	5	100.00
	3	HUANG Chunji	-	-	-	-	0.00
	5	GAO Hui	37	-	-	37	100.00
	6	LI Ji	-	-	-	-	0.00
	7	WANG Xiaolang	-	-	-	-	0.00
	8	ZHOU Canming	53	1	3	57	92.98
	9	WANG Haidong	25	1	-	26	96.15
	10	LI Mingfa	19	2	-	21	90.48
	11	ZHANG Zhongmin	33	2	2	37	89.19
	12	LI Lei	1	-	-	1	100.00
	13	DING Xiaochao	3	-	-	3	100.00
	Team Totals			177	6	5	188


Legend:					
Avg	Average	Eff%	Efficiency	Succ %	Success %





CUMULATIVE STATISTICS BY SKILLS

队伍个人累积技术统计

CHN - CHINA After 5 matches

Scoring Spikers		No	Name	Spikes	Faults	Shots	Total Attempts	Eff %
	1	TONG Jiao	11	1	22	34	29.41	
	2	DOU Wencheng	-	-	1	1	0.00	
	3	HUANG Chunji	-	-	1	1	0.00	
	5	GAO Hui	45	19	47	111	23.42	
	6	LI Ji	-	-	-	-	0.00	
	7	WANG Xiaolang	-	-	-	-	0.00	
	8	ZHOU Canming	21	19	31	71	2.82	
	9	WANG Haidong	32	10	50	92	23.91	
	10	LI Mingfa	21	13	32	66	12.12	
	11	ZHANG Zhongmin	56	19	73	148	25.00	
	12	LI Lei	-	-	-	-	0.00	
	13	DING Xiaochao	-	-	-	-	0.00	
	Team Totals			186	81	257	524	20.04

Scoring Blockers		No	Name	Kill Blocks	Faults	Rebounds	Total Attempts	Avg by Set
	1	TONG Jiao	2	10	27	39	0.13	
	2	DOU Wencheng	-	1	3	4	0.00	
	3	HUANG Chunji	-	-	-	-	0.00	
	5	GAO Hui	9	16	25	50	0.56	
	6	LI Ji	-	-	-	-	0.00	
	7	WANG Xiaolang	-	-	-	-	0.00	
	8	ZHOU Canming	6	21	26	53	0.38	
	9	WANG Haidong	5	12	23	40	0.31	
	10	LI Mingfa	9	11	32	52	0.56	
	11	ZHANG Zhongmin	16	8	24	48	1.00	
	12	LI Lei	-	-	-	-	0.00	
	13	DING Xiaochao	-	-	-	-	0.00	
	Team Totals			47	79	160	286	2.94


Scoring Servers		No	Name	Aces	Faults	Serve Hits	Total Attempts	Avg by Set
	1	TONG Jiao	1	-	57	58	0.06	
	2	DOU Wencheng	-	-	1	1	0.00	
	3	HUANG Chunji	-	-	1	1	0.00	
	5	GAO Hui	3	1	64	68	0.19	
	6	LI Ji	-	-	-	-	0.00	
	7	WANG Xiaolang	-	-	-	-	0.00	
	8	ZHOU Canming	3	11	36	50	0.19	
	9	WANG Haidong	8	7	49	64	0.50	
	10	LI Mingfa	1	5	59	65	0.06	
	11	ZHANG Zhongmin	3	10	41	54	0.19	
	12	LI Lei	-	-	-	-	0.00	
	13	DING Xiaochao	-	-	-	-	0.00	
	Team Totals			19	34	308	361	1.19


Team	Opponent Errors & Team Faults	110	21
------	-------------------------------	-----	----


CUMULATIVE STATISTICS BY SKILLS

队伍个人累积技术统计

CHN - CHINA After 5 matches

Non-scoring Diggers	No	Name	Digs	Faults	Receptions	Total Attempts	Avg by Set
	1	TONG Jiao	37	16	12	65	2.31
	2	DOU Wencheng	2	1	-	3	0.13
	3	HUANG Chunji	-	-	-	-	0.00
	5	GAO Hui	34	8	4	46	2.13
	6	LI Ji	2	-	-	2	0.13
	7	WANG Xiaolang	-	-	-	-	0.00
	8	ZHOU Canming	39	14	7	60	2.44
	9	WANG Haidong	56	9	4	69	3.50
	10	LI Mingfa	37	9	7	53	2.31
	11	ZHANG Zhongmin	54	13	14	81	3.38
	12	LI Lei	-	-	-	-	0.00
	13	DING Xiaochao	7	-	2	9	0.44
	Team Totals			268	70	50	388

Non-scoring Setters	No	Name	Running Sets	Faults	Still Sets	Total Attempts	Avg by Set
	1	TONG Jiao	63	5	286	354	3.94
	2	DOU Wencheng	-	-	-	-	0.00
	3	HUANG Chunji	-	-	3	3	0.00
	5	GAO Hui	1	-	9	10	0.06
	6	LI Ji	1	-	8	9	0.06
	7	WANG Xiaolang	-	-	-	-	0.00
	8	ZHOU Canming	1	1	26	28	0.06
	9	WANG Haidong	3	1	23	27	0.19
	10	LI Mingfa	-	-	9	9	0.00
	11	ZHANG Zhongmin	-	-	18	18	0.00
	12	LI Lei	-	-	-	-	0.00
	13	DING Xiaochao	-	-	-	-	0.00
	Team Totals			69	7	382	458

Non-scoring Receivers	No	Name	Excellents	Faults	Serve Receptions	Total Attempts	Succ %
	1	TONG Jiao	2	-	-	2	100.00
	2	DOU Wencheng	5	-	-	5	100.00
	3	HUANG Chunji	-	-	-	-	0.00
	5	GAO Hui	46	1	2	49	93.88
	6	LI Ji	-	-	-	-	0.00
	7	WANG Xiaolang	-	-	-	-	0.00
	8	ZHOU Canming	63	1	6	70	90.00
	9	WANG Haidong	40	2	-	42	95.24
	10	LI Mingfa	25	2	1	28	89.29
	11	ZHANG Zhongmin	37	2	2	41	90.24
	12	LI Lei	1	-	-	1	100.00
	13	DING Xiaochao	13	-	-	13	100.00
	Team Totals			232	8	11	251

Legend:
Avg Average Eff% Efficiency Succ % Success %





CUMULATIVE STATISTICS BY SKILLS


队伍个人累积技术统计

EGY - EGYPT

After 1 match

Scoring Spikers	No	Name	Spikes	Faults	Shots	Total Attempts	Eff %
	1	ELSHWIKH Hesham Salah	8	2	7	17	35.29
	2	SOLIMAN Ahmed Mohamed	3	3	2	8	0.00
	3	ABD ELAAL Abd Elaal Mohamed	-	-	-	-	0.00
	4	ABD ALLA Ashraf Zaghoul	5	2	3	10	30.00
	5	ELBAHAHEY Taher Adel	3	2	5	10	10.00
	6	EMARA Mohamed Abd Elhamed	1	-	-	1	100.00
	7	HASSANEIN Salah Atta	-	-	-	-	0.00
	8	MASSOUD Hossam Massoud	-	-	-	-	0.00
	9	MOSSA El Saad	2	4	5	11	0.00
	10	ABDEL-LATIF Abdel Nabi Hassan	-	-	-	-	0.00
	11	ABD ELLATIF Rezek	-	-	-	-	0.00
	12	ABOUELYAZEID Mohamed A.	9	2	9	20	35.00
Team Totals			31	15	31	77	20.78

Scoring Blockers	No	Name	Kill Blocks	Faults	Rebounds	Total Attempts	Avg by Set
	1	ELSHWIKH Hesham Salah	2	2	5	9	0.67
	2	SOLIMAN Ahmed Mohamed	1	1	1	3	0.33
	3	ABD ELAAL Abd Elaal Mohamed	-	-	-	-	0.00
	4	ABD ALLA Ashraf Zaghoul	1	2	2	5	0.33
	5	ELBAHAHEY Taher Adel	1	2	4	7	0.33
	6	EMARA Mohamed Abd Elhamed	-	1	-	1	0.00
	7	HASSANEIN Salah Atta	-	-	-	-	0.00
	8	MASSOUD Hossam Massoud	-	-	-	-	0.00
	9	MOSSA El Saad	4	1	3	8	1.33
	10	ABDEL-LATIF Abdel Nabi Hassan	-	-	-	-	0.00
	11	ABD ELLATIF Rezek	-	-	-	-	0.00
	12	ABOUELYAZEID Mohamed A.	2	2	4	8	0.67
Team Totals			11	11	19	41	3.67


Scoring Servers	No	Name	Aces	Faults	Serve Hits	Total Attempts	Avg by Set
	1	ELSHWIKH Hesham Salah	3	1	5	9	1.00
	2	SOLIMAN Ahmed Mohamed	1	1	8	10	0.33
	3	ABD ELAAL Abd Elaal Mohamed	-	-	-	-	0.00
	4	ABD ALLA Ashraf Zaghoul	3	-	11	14	1.00
	5	ELBAHAHEY Taher Adel	1	-	9	10	0.33
	6	EMARA Mohamed Abd Elhamed	1	-	3	4	0.33
	7	HASSANEIN Salah Atta	-	-	-	-	0.00
	8	MASSOUD Hossam Massoud	-	-	-	-	0.00
	9	MOSSA El Saad	1	-	13	14	0.33
	10	ABDEL-LATIF Abdel Nabi Hassan	-	-	-	-	0.00
	11	ABD ELLATIF Rezek	-	-	-	-	0.00
	12	ABOUELYAZEID Mohamed A.	-	2	10	12	0.00
Team Totals			10	4	59	73	3.33


Team	Opponent Errors & Team Faults	23	1
------	-------------------------------	----	---


CUMULATIVE STATISTICS BY SKILLS

队伍个人累积技术统计

EGY - EGYPT After 1 match

Non-scoring Diggers	No	Name	Digs	Faults	Receptions	Total Attempts	Avg by Set
	1	ELSHWIKH Hesham Salah	11	3	-	14	3.67
	2	SOLIMAN Ahmed Mohamed	3	2	-	5	1.00
	3	ABD ELAAL Abd Elaal Mohamed	-	-	-	-	0.00
	4	ABD ALLA Ashraf Zaghloul	4	-	1	5	1.33
	5	ELBAHAHEY Taher Adel	4	-	1	5	1.33
	6	EMARA Mohamed Abd Elhamed	-	-	-	-	0.00
	7	HASSANEIN Salah Atta	-	-	-	-	0.00
	8	MASSOUD Hossam Massoud	-	-	-	-	0.00
	9	MOSSA El Saad	3	1	-	4	1.00
	10	ABDEL-LATIF Abdel Nabi Hassan	5	1	1	7	1.67
	11	ABD ELLATIF Rezek	-	-	-	-	0.00
	12	ABOUELYAZEID Mohamed A.	10	-	2	12	3.33
Team Totals			40	7	5	52	13.33

Non-scoring Setters	No	Name	Running Sets	Faults	Still Sets	Total Attempts	Avg by Set
	1	ELSHWIKH Hesham Salah	3	1	15	19	1.00
	2	SOLIMAN Ahmed Mohamed	-	-	-	-	0.00
	3	ABD ELAAL Abd Elaal Mohamed	-	-	-	-	0.00
	4	ABD ALLA Ashraf Zaghloul	-	-	2	2	0.00
	5	ELBAHAHEY Taher Adel	6	-	24	30	2.00
	6	EMARA Mohamed Abd Elhamed	-	-	-	-	0.00
	7	HASSANEIN Salah Atta	-	-	-	-	0.00
	8	MASSOUD Hossam Massoud	-	-	2	2	0.00
	9	MOSSA El Saad	-	-	2	2	0.00
	10	ABDEL-LATIF Abdel Nabi Hassan	-	-	2	2	0.00
	11	ABD ELLATIF Rezek	-	-	-	-	0.00
	12	ABOUELYAZEID Mohamed A.	1	-	6	7	0.33
Team Totals			10	1	53	64	3.33

Non-scoring Receivers	No	Name	Excellents	Faults	Serve Receptions	Total Attempts	Succ %
	1	ELSHWIKH Hesham Salah	3	-	-	3	100.00
	2	SOLIMAN Ahmed Mohamed	-	-	-	-	0.00
	3	ABD ELAAL Abd Elaal Mohamed	-	-	-	-	0.00
	4	ABD ALLA Ashraf Zaghloul	2	-	-	2	100.00
	5	ELBAHAHEY Taher Adel	-	-	-	-	0.00
	6	EMARA Mohamed Abd Elhamed	-	-	-	-	0.00
	7	HASSANEIN Salah Atta	-	-	-	-	0.00
	8	MASSOUD Hossam Massoud	1	-	-	1	100.00
	9	MOSSA El Saad	6	-	-	6	100.00
	10	ABDEL-LATIF Abdel Nabi Hassan	8	-	-	8	100.00
	11	ABD ELLATIF Rezek	-	-	-	-	0.00
	12	ABOUELYAZEID Mohamed A.	13	-	1	14	92.86
Team Totals			33	-	1	34	97.06


Legend: Avg Average Eff% Efficiency Succ % Success %





CUMULATIVE STATISTICS BY SKILLS

队伍个人累积技术统计

EGY - EGYPT After 2 matches

Scoring Spikers	No	Name	Spikes	Faults	Shots	Total Attempts	Eff %
	1	ELSHWIKH Hesham Salah	11	5	19	35	17.14
	2	SOLIMAN Ahmed Mohamed	5	6	7	18	0.00
	3	ABD ELAAL Abd Elaal Mohamed	-	1	1	2	0.00
	4	ABD ALLA Ashraf Zaghoul	9	3	14	26	23.08
	5	ELBAHAHEY Taher Adel	3	2	16	21	4.76
	6	EMARA Mohamed Abd Elhamed	2	-	3	5	40.00
	7	HASSANEIN Salah Atta	-	-	-	-	0.00
	8	MASSOUD Hossam Massoud	-	-	1	1	0.00
	9	MOSSA El Saad	6	8	15	29	0.00
	10	ABDEL-LATIF Abdel Nabi Hassan	-	-	-	-	0.00
	11	ABD ELLATIF Rezek	-	-	-	-	0.00
	12	ABOUELYAZEID Mohamed A.	17	9	34	60	13.33
Team Totals			53	34	110	197	9.64

Scoring Blockers	No	Name	Kill Blocks	Faults	Rebounds	Total Attempts	Avg by Set
	1	ELSHWIKH Hesham Salah	6	10	12	28	1.00
	2	SOLIMAN Ahmed Mohamed	1	3	6	10	0.17
	3	ABD ELAAL Abd Elaal Mohamed	-	-	1	1	0.00
	4	ABD ALLA Ashraf Zaghoul	3	8	9	20	0.50
	5	ELBAHAHEY Taher Adel	2	6	6	14	0.33
	6	EMARA Mohamed Abd Elhamed	1	2	2	5	0.17
	7	HASSANEIN Salah Atta	-	-	-	-	0.00
	8	MASSOUD Hossam Massoud	-	3	2	5	0.00
	9	MOSSA El Saad	5	2	6	13	0.83
	10	ABDEL-LATIF Abdel Nabi Hassan	-	-	-	-	0.00
	11	ABD ELLATIF Rezek	-	-	-	-	0.00
	12	ABOUELYAZEID Mohamed A.	6	4	11	21	1.00
Team Totals			24	38	55	117	4.00


Scoring Servers	No	Name	Aces	Faults	Serve Hits	Total Attempts	Avg by Set
	1	ELSHWIKH Hesham Salah	4	2	16	22	0.67
	2	SOLIMAN Ahmed Mohamed	1	2	17	20	0.17
	3	ABD ELAAL Abd Elaal Mohamed	-	-	1	1	0.00
	4	ABD ALLA Ashraf Zaghoul	3	-	17	20	0.50
	5	ELBAHAHEY Taher Adel	2	-	16	18	0.33
	6	EMARA Mohamed Abd Elhamed	1	-	5	6	0.17
	7	HASSANEIN Salah Atta	-	-	-	-	0.00
	8	MASSOUD Hossam Massoud	-	-	2	2	0.00
	9	MOSSA El Saad	1	1	20	22	0.17
	10	ABDEL-LATIF Abdel Nabi Hassan	-	-	-	-	0.00
	11	ABD ELLATIF Rezek	-	-	2	2	0.00
	12	ABOUELYAZEID Mohamed A.	-	2	15	17	0.00
Team Totals			12	7	111	130	2.00


Team	Opponent Errors & Team Faults	41	7
------	-------------------------------	----	---


CUMULATIVE STATISTICS BY SKILLS

队伍个人累积技术统计

EGY - EGYPT After 2 matches

Non-scoring Diggers	No	Name	Digs	Faults	Receptions	Total Attempts	Avg by Set
	1	ELSHWIKH Hesham Salah	22	8	1	31	3.67
	2	SOLIMAN Ahmed Mohamed	4	2	1	7	0.67
	3	ABD ELAAL Abd Elaal Mohamed	1	2	-	3	0.17
	4	ABD ALLA Ashraf Zaghloul	9	1	1	11	1.50
	5	ELBAHAHEY Taher Adel	14	2	2	18	2.33
	6	EMARA Mohamed Abd Elhamed	3	-	2	5	0.50
	7	HASSANEIN Salah Atta	-	-	-	-	0.00
	8	MASSOUD Hossam Massoud	3	2	2	7	0.50
	9	MOSSA El Saad	8	1	2	11	1.33
	10	ABDEL-LATIF Abdel Nabi Hassan	14	3	8	25	2.33
	11	ABD ELLATIF Rezek	1	-	-	1	0.17
	12	ABOUELYAZEID Mohamed A.	21	2	3	26	3.50
Team Totals			100	23	22	145	16.67

Non-scoring Setters	No	Name	Running Sets	Faults	Still Sets	Total Attempts	Avg by Set
	1	ELSHWIKH Hesham Salah	8	1	36	45	1.33
	2	SOLIMAN Ahmed Mohamed	-	-	2	2	0.00
	3	ABD ELAAL Abd Elaal Mohamed	-	-	-	-	0.00
	4	ABD ALLA Ashraf Zaghloul	-	-	3	3	0.00
	5	ELBAHAHEY Taher Adel	21	1	45	67	3.50
	6	EMARA Mohamed Abd Elhamed	-	-	-	-	0.00
	7	HASSANEIN Salah Atta	-	-	1	1	0.00
	8	MASSOUD Hossam Massoud	-	-	11	11	0.00
	9	MOSSA El Saad	-	1	8	9	0.00
	10	ABDEL-LATIF Abdel Nabi Hassan	-	-	8	8	0.00
	11	ABD ELLATIF Rezek	-	-	-	-	0.00
	12	ABOUELYAZEID Mohamed A.	1	-	13	14	0.17
Team Totals			30	3	127	160	5.00

Non-scoring Receivers	No	Name	Excellents	Faults	Serve Receptions	Total Attempts	Succ %
	1	ELSHWIKH Hesham Salah	5	-	-	5	100.00
	2	SOLIMAN Ahmed Mohamed	-	1	1	2	0.00
	3	ABD ELAAL Abd Elaal Mohamed	2	-	-	2	100.00
	4	ABD ALLA Ashraf Zaghloul	4	-	-	4	100.00
	5	ELBAHAHEY Taher Adel	4	-	-	4	100.00
	6	EMARA Mohamed Abd Elhamed	-	-	-	-	0.00
	7	HASSANEIN Salah Atta	-	-	-	-	0.00
	8	MASSOUD Hossam Massoud	1	-	1	2	50.00
	9	MOSSA El Saad	10	-	2	12	83.33
	10	ABDEL-LATIF Abdel Nabi Hassan	25	3	1	29	86.21
	11	ABD ELLATIF Rezek	-	-	1	1	0.00
	12	ABOUELYAZEID Mohamed A.	31	-	4	35	88.57
Team Totals			82	4	10	96	85.42


Legend: Avg Average Eff% Efficiency Succ % Success %





CUMULATIVE STATISTICS BY SKILLS

队伍个人累积技术统计

EGY - EGYPT After 3 matches

Scoring Spikers	No	Name	Spikes	Faults	Shots	Total Attempts	Eff %
	1	ELSHWIKH Hesham Salah	18	6	27	51	23.53
	2	SOLIMAN Ahmed Mohamed	8	8	11	27	0.00
	3	ABD ELAAL Abd Elaal Mohamed	1	1	5	7	0.00
	4	ABD ALLA Ashraf Zaghoul	13	4	17	34	26.47
	5	ELBAHAHEY Taher Adel	6	3	22	31	9.68
	6	EMARA Mohamed Abd Elhamed	4	1	5	10	30.00
	7	HASSANEIN Salah Atta	-	-	-	-	0.00
	8	MASSOUD Hossam Massoud	-	-	3	3	0.00
	9	MOSSA El Saad	8	9	19	36	0.00
	10	ABDEL-LATIF Abdel Nabi Hassan	-	-	-	-	0.00
	11	ABD ELLATIF Rezek	3	-	-	3	100.00
	12	ABOUELYAZEID Mohamed A.	26	12	43	81	17.28
Team Totals			87	44	152	283	15.19

Scoring Blockers	No	Name	Kill Blocks	Faults	Rebounds	Total Attempts	Avg by Set
	1	ELSHWIKH Hesham Salah	7	10	19	36	0.78
	2	SOLIMAN Ahmed Mohamed	3	3	8	14	0.33
	3	ABD ELAAL Abd Elaal Mohamed	2	1	2	5	0.22
	4	ABD ALLA Ashraf Zaghoul	7	9	12	28	0.78
	5	ELBAHAHEY Taher Adel	4	8	8	20	0.44
	6	EMARA Mohamed Abd Elhamed	1	2	3	6	0.11
	7	HASSANEIN Salah Atta	-	-	-	-	0.00
	8	MASSOUD Hossam Massoud	1	3	2	6	0.11
	9	MOSSA El Saad	5	2	8	15	0.56
	10	ABDEL-LATIF Abdel Nabi Hassan	-	-	-	-	0.00
	11	ABD ELLATIF Rezek	1	1	-	2	0.11
	12	ABOUELYAZEID Mohamed A.	9	5	17	31	1.00
Team Totals			40	44	79	163	4.44

Scoring Servers	No	Name	Aces	Faults	Serve Hits	Total Attempts	Avg by Set
	1	ELSHWIKH Hesham Salah	4	6	21	31	0.44
	2	SOLIMAN Ahmed Mohamed	3	4	26	33	0.33
	3	ABD ELAAL Abd Elaal Mohamed	-	-	2	2	0.00
	4	ABD ALLA Ashraf Zaghoul	3	-	19	22	0.33
	5	ELBAHAHEY Taher Adel	2	1	21	24	0.22
	6	EMARA Mohamed Abd Elhamed	1	-	14	15	0.11
	7	HASSANEIN Salah Atta	-	-	-	-	0.00
	8	MASSOUD Hossam Massoud	-	-	9	9	0.00
	9	MOSSA El Saad	5	1	34	40	0.56
	10	ABDEL-LATIF Abdel Nabi Hassan	-	-	-	-	0.00
	11	ABD ELLATIF Rezek	-	-	2	2	0.00
	12	ABOUELYAZEID Mohamed A.	-	3	23	26	0.00
Team Totals			18	15	171	204	2.00


Team	Opponent Errors & Team Faults	60	8
------	-------------------------------	----	---





CUMULATIVE STATISTICS BY SKILLS

队伍个人累积技术统计

EGY - EGYPT After 3 matches

Non-scoring Diggers	No	Name	Digs	Faults	Receptions	Total Attempts	Avg by Set
	1	ELSHWIKH Hesham Salah	33	12	4	49	3.67
	2	SOLIMAN Ahmed Mohamed	5	3	2	10	0.56
	3	ABD ELAAL Abd Elaal Mohamed	1	3	-	4	0.11
	4	ABD ALLA Ashraf Zaghloul	12	1	2	15	1.33
	5	ELBAHAHEY Taher Adel	21	2	2	25	2.33
	6	EMARA Mohamed Abd Elhamed	6	-	3	9	0.67
	7	HASSANEIN Salah Atta	11	-	1	12	1.22
	8	MASSOUD Hossam Massoud	7	3	2	12	0.78
	9	MOSSA El Saad	13	1	3	17	1.44
	10	ABDEL-LATIF Abdel Nabi Hassan	14	3	8	25	1.56
	11	ABD ELLATIF Rezek	1	-	-	1	0.11
	12	ABOUELYAZEID Mohamed A.	34	2	5	41	3.78
Team Totals			158	30	32	220	17.56

Non-scoring Setters	No	Name	Running Sets	Faults	Still Sets	Total Attempts	Avg by Set
	1	ELSHWIKH Hesham Salah	14	2	56	72	1.56
	2	SOLIMAN Ahmed Mohamed	-	-	3	3	0.00
	3	ABD ELAAL Abd Elaal Mohamed	-	-	2	2	0.00
	4	ABD ALLA Ashraf Zaghloul	-	-	5	5	0.00
	5	ELBAHAHEY Taher Adel	24	1	56	81	2.67
	6	EMARA Mohamed Abd Elhamed	-	-	2	2	0.00
	7	HASSANEIN Salah Atta	-	-	6	6	0.00
	8	MASSOUD Hossam Massoud	1	-	24	25	0.11
	9	MOSSA El Saad	-	1	10	11	0.00
	10	ABDEL-LATIF Abdel Nabi Hassan	-	-	8	8	0.00
	11	ABD ELLATIF Rezek	-	-	-	-	0.00
	12	ABOUELYAZEID Mohamed A.	1	-	19	20	0.11
Team Totals			40	4	191	235	4.44

Non-scoring Receivers	No	Name	Excellents	Faults	Serve Receptions	Total Attempts	Succ %
	1	ELSHWIKH Hesham Salah	6	-	-	6	100.00
	2	SOLIMAN Ahmed Mohamed	-	1	1	2	0.00
	3	ABD ELAAL Abd Elaal Mohamed	2	-	-	2	100.00
	4	ABD ALLA Ashraf Zaghloul	5	-	-	5	100.00
	5	ELBAHAHEY Taher Adel	5	-	-	5	100.00
	6	EMARA Mohamed Abd Elhamed	1	-	1	2	50.00
	7	HASSANEIN Salah Atta	12	-	1	13	92.31
	8	MASSOUD Hossam Massoud	1	-	1	2	50.00
	9	MOSSA El Saad	13	1	2	16	81.25
	10	ABDEL-LATIF Abdel Nabi Hassan	25	3	1	29	86.21
	11	ABD ELLATIF Rezek	-	-	1	1	0.00
	12	ABOUELYAZEID Mohamed A.	40	-	4	44	90.91
Team Totals			110	5	12	127	86.61


Legend: Avg Average Eff% Efficiency Succ % Success %





CUMULATIVE STATISTICS BY SKILLS

队伍个人累积技术统计

EGY - EGYPT After 4 matches

Scoring Spikers	No	Name	Spikes	Faults	Shots	Total Attempts	Eff %
	1	ELSHWIKH Hesham Salah	27	10	45	82	20.73
	2	SOLIMAN Ahmed Mohamed	11	10	17	38	2.63
	3	ABD ELAAL Abd Elaal Mohamed	1	1	5	7	0.00
	4	ABD ALLA Ashraf Zaghoul	14	8	21	43	13.95
	5	ELBAHAHEY Taher Adel	6	9	33	48	0.00
	6	EMARA Mohamed Abd Elhamed	4	1	5	10	30.00
	7	HASSANEIN Salah Atta	-	-	-	-	0.00
	8	MASSOUD Hossam Massoud	-	-	4	4	0.00
	9	MOSSA El Saad	17	13	29	59	6.78
	10	ABDEL-LATIF Abdel Nabi Hassan	-	-	-	-	0.00
	11	ABD ELLATIF Rezek	3	-	1	4	75.00
	12	ABOUELYAZEID Mohamed A.	37	16	64	117	17.95
Team Totals			120	68	224	412	12.62

Scoring Blockers	No	Name	Kill Blocks	Faults	Rebounds	Total Attempts	Avg by Set
	1	ELSHWIKH Hesham Salah	9	18	26	53	0.75
	2	SOLIMAN Ahmed Mohamed	8	6	17	31	0.67
	3	ABD ELAAL Abd Elaal Mohamed	2	1	2	5	0.17
	4	ABD ALLA Ashraf Zaghoul	8	15	15	38	0.67
	5	ELBAHAHEY Taher Adel	4	9	10	23	0.33
	6	EMARA Mohamed Abd Elhamed	1	3	3	7	0.08
	7	HASSANEIN Salah Atta	-	-	-	-	0.00
	8	MASSOUD Hossam Massoud	1	3	2	6	0.08
	9	MOSSA El Saad	6	8	14	28	0.50
	10	ABDEL-LATIF Abdel Nabi Hassan	-	-	-	-	0.00
	11	ABD ELLATIF Rezek	1	1	-	2	0.08
	12	ABOUELYAZEID Mohamed A.	10	7	25	42	0.83
Team Totals			50	71	114	235	4.17

Scoring Servers	No	Name	Aces	Faults	Serve Hits	Total Attempts	Avg by Set
	1	ELSHWIKH Hesham Salah	4	7	28	39	0.33
	2	SOLIMAN Ahmed Mohamed	3	4	41	48	0.25
	3	ABD ELAAL Abd Elaal Mohamed	-	-	2	2	0.00
	4	ABD ALLA Ashraf Zaghoul	3	-	28	31	0.25
	5	ELBAHAHEY Taher Adel	2	1	28	31	0.17
	6	EMARA Mohamed Abd Elhamed	1	-	14	15	0.08
	7	HASSANEIN Salah Atta	-	-	-	-	0.00
	8	MASSOUD Hossam Massoud	-	-	10	10	0.00
	9	MOSSA El Saad	5	1	42	48	0.42
	10	ABDEL-LATIF Abdel Nabi Hassan	-	-	-	-	0.00
	11	ABD ELLATIF Rezek	-	-	3	3	0.00
	12	ABOUELYAZEID Mohamed A.	-	3	34	37	0.00
Team Totals			18	16	230	264	1.50


Team	Opponent Errors & Team Faults	76	9
------	-------------------------------	----	---





CUMULATIVE STATISTICS BY SKILLS

队伍个人累积技术统计

EGY - EGYPT After 4 matches

Non-scoring Diggers	No	Name	Digs	Faults	Receptions	Total Attempts	Avg by Set
	1	ELSHWIKH Hesham Salah	47	18	13	78	3.92
	2	SOLIMAN Ahmed Mohamed	7	5	5	17	0.58
	3	ABD ELAAL Abd Elaal Mohamed	1	3	-	4	0.08
	4	ABD ALLA Ashraf Zaghloul	18	1	4	23	1.50
	5	ELBAHAHEY Taher Adel	25	5	7	37	2.08
	6	EMARA Mohamed Abd Elhamed	6	-	3	9	0.50
	7	HASSANEIN Salah Atta	12	-	1	13	1.00
	8	MASSOUD Hossam Massoud	7	3	3	13	0.58
	9	MOSSA El Saad	22	2	8	32	1.83
	10	ABDEL-LATIF Abdel Nabi Hassan	30	6	10	46	2.50
	11	ABD ELLATIF Rezek	1	1	4	6	0.08
	12	ABOUELYAZEID Mohamed A.	45	7	9	61	3.75
Team Totals			221	51	67	339	18.42

Non-scoring Setters	No	Name	Running Sets	Faults	Still Sets	Total Attempts	Avg by Set
	1	ELSHWIKH Hesham Salah	17	2	75	94	1.42
	2	SOLIMAN Ahmed Mohamed	-	-	8	8	0.00
	3	ABD ELAAL Abd Elaal Mohamed	-	-	2	2	0.00
	4	ABD ALLA Ashraf Zaghloul	-	-	10	10	0.00
	5	ELBAHAHEY Taher Adel	30	2	103	135	2.50
	6	EMARA Mohamed Abd Elhamed	-	-	2	2	0.00
	7	HASSANEIN Salah Atta	-	-	6	6	0.00
	8	MASSOUD Hossam Massoud	2	-	33	35	0.17
	9	MOSSA El Saad	-	1	13	14	0.00
	10	ABDEL-LATIF Abdel Nabi Hassan	-	-	8	8	0.00
	11	ABD ELLATIF Rezek	-	-	-	-	0.00
	12	ABOUELYAZEID Mohamed A.	1	-	22	23	0.08
Team Totals			50	5	282	337	4.17

Non-scoring Receivers	No	Name	Excellents	Faults	Serve Receptions	Total Attempts	Succ %
	1	ELSHWIKH Hesham Salah	12	-	-	12	100.00
	2	SOLIMAN Ahmed Mohamed	-	1	1	2	0.00
	3	ABD ELAAL Abd Elaal Mohamed	2	-	-	2	100.00
	4	ABD ALLA Ashraf Zaghloul	6	-	-	6	100.00
	5	ELBAHAHEY Taher Adel	8	-	-	8	100.00
	6	EMARA Mohamed Abd Elhamed	1	-	1	2	50.00
	7	HASSANEIN Salah Atta	13	-	1	14	92.86
	8	MASSOUD Hossam Massoud	3	-	1	4	75.00
	9	MOSSA El Saad	20	1	2	23	86.96
	10	ABDEL-LATIF Abdel Nabi Hassan	47	3	1	51	92.16
	11	ABD ELLATIF Rezek	1	-	1	2	50.00
	12	ABOUELYAZEID Mohamed A.	60	-	4	64	93.75
Team Totals			173	5	12	190	91.05


Legend: Avg Average Eff% Efficiency Succ % Success %





CUMULATIVE STATISTICS BY SKILLS

队伍个人累积技术统计

EGY - EGYPT After 5 matches

Scoring Spikers	No	Name	Spikes	Faults	Shots	Total Attempts	Eff %
	1	ELSHWIKH Hesham Salah	37	18	74	129	14.73
	2	SOLIMAN Ahmed Mohamed	15	13	22	50	4.00
	3	ABD ELAAL Abd Elaal Mohamed	1	1	5	7	0.00
	4	ABD ALLA Ashraf Zaghoul	15	9	33	57	10.53
	5	ELBAHAHEY Taher Adel	7	11	40	58	0.00
	6	EMARA Mohamed Abd Elhamed	4	1	5	10	30.00
	7	HASSANEIN Salah Atta	-	-	-	-	0.00
	8	MASSOUD Hossam Massoud	1	-	5	6	16.67
	9	MOSSA El Saad	21	18	43	82	3.66
	10	ABDEL-LATIF Abdel Nabi Hassan	-	-	-	-	0.00
	11	ABD ELLATIF Rezek	4	2	1	7	28.57
	12	ABOUELYAZEID Mohamed A.	56	30	104	190	13.68
Team Totals			161	103	332	596	9.73

Scoring Blockers	No	Name	Kill Blocks	Faults	Rebounds	Total Attempts	Avg by Set
	1	ELSHWIKH Hesham Salah	11	21	34	66	0.65
	2	SOLIMAN Ahmed Mohamed	9	12	24	45	0.53
	3	ABD ELAAL Abd Elaal Mohamed	2	1	2	5	0.12
	4	ABD ALLA Ashraf Zaghoul	12	26	29	67	0.71
	5	ELBAHAHEY Taher Adel	4	14	13	31	0.24
	6	EMARA Mohamed Abd Elhamed	1	3	3	7	0.06
	7	HASSANEIN Salah Atta	-	-	-	-	0.00
	8	MASSOUD Hossam Massoud	1	3	2	6	0.06
	9	MOSSA El Saad	8	12	22	42	0.47
	10	ABDEL-LATIF Abdel Nabi Hassan	-	-	-	-	0.00
	11	ABD ELLATIF Rezek	1	3	2	6	0.06
	12	ABOUELYAZEID Mohamed A.	17	16	31	64	1.00
Team Totals			66	111	162	339	3.88

Scoring Servers	No	Name	Aces	Faults	Serve Hits	Total Attempts	Avg by Set
	1	ELSHWIKH Hesham Salah	4	7	49	60	0.24
	2	SOLIMAN Ahmed Mohamed	4	4	49	57	0.24
	3	ABD ELAAL Abd Elaal Mohamed	-	-	2	2	0.00
	4	ABD ALLA Ashraf Zaghoul	3	-	40	43	0.18
	5	ELBAHAHEY Taher Adel	2	1	35	38	0.12
	6	EMARA Mohamed Abd Elhamed	1	-	15	16	0.06
	7	HASSANEIN Salah Atta	-	-	-	-	0.00
	8	MASSOUD Hossam Massoud	1	1	14	16	0.06
	9	MOSSA El Saad	5	2	57	64	0.29
	10	ABDEL-LATIF Abdel Nabi Hassan	-	-	-	-	0.00
	11	ABD ELLATIF Rezek	-	-	7	7	0.00
	12	ABOUELYAZEID Mohamed A.	2	3	52	57	0.12
Team Totals			22	18	320	360	1.29


Team	Opponent Errors & Team Faults	110	12
------	-------------------------------	-----	----





CUMULATIVE STATISTICS BY SKILLS

队伍个人累积技术统计

EGY - EGYPT After 5 matches

Non-scoring Diggers	No	Name	Digs	Faults	Receptions	Total Attempts	Avg by Set
	1	ELSHWIKH Hesham Salah	64	23	17	104	3.76
	2	SOLIMAN Ahmed Mohamed	11	6	5	22	0.65
	3	ABD ELAAL Abd Elaal Mohamed	1	3	-	4	0.06
	4	ABD ALLA Ashraf Zaghoul	27	2	8	37	1.59
	5	ELBAHAHEY Taher Adel	36	8	11	55	2.12
	6	EMARA Mohamed Abd Elhamed	6	-	3	9	0.35
	7	HASSANEIN Salah Atta	13	2	1	16	0.76
	8	MASSOUD Hossam Massoud	12	3	5	20	0.71
	9	MOSSA El Saad	31	4	10	45	1.82
	10	ABDEL-LATIF Abdel Nabi Hassan	63	9	17	89	3.71
	11	ABD ELLATIF Rezek	3	1	4	8	0.18
	12	ABOUELYAZEID Mohamed A.	53	13	15	81	3.12
Team Totals			320	74	96	490	18.82

Non-scoring Setters	No	Name	Running Sets	Faults	Still Sets	Total Attempts	Avg by Set
	1	ELSHWIKH Hesham Salah	23	2	106	131	1.35
	2	SOLIMAN Ahmed Mohamed	-	-	12	12	0.00
	3	ABD ELAAL Abd Elaal Mohamed	-	-	2	2	0.00
	4	ABD ALLA Ashraf Zaghoul	-	-	26	26	0.00
	5	ELBAHAHEY Taher Adel	33	2	141	176	1.94
	6	EMARA Mohamed Abd Elhamed	-	-	2	2	0.00
	7	HASSANEIN Salah Atta	-	-	6	6	0.00
	8	MASSOUD Hossam Massoud	8	-	48	56	0.47
	9	MOSSA El Saad	-	1	16	17	0.00
	10	ABDEL-LATIF Abdel Nabi Hassan	-	-	16	16	0.00
	11	ABD ELLATIF Rezek	-	-	6	6	0.00
	12	ABOUELYAZEID Mohamed A.	2	-	32	34	0.12
Team Totals			66	5	413	484	3.88


Non-scoring Receivers	No	Name	Excellents	Faults	Serve Receptions	Total Attempts	Succ %
	1	ELSHWIKH Hesham Salah	28	-	1	29	96.55
	2	SOLIMAN Ahmed Mohamed	-	1	1	2	0.00
	3	ABD ELAAL Abd Elaal Mohamed	2	-	-	2	100.00
	4	ABD ALLA Ashraf Zaghoul	12	-	1	13	92.31
	5	ELBAHAHEY Taher Adel	13	-	-	13	100.00
	6	EMARA Mohamed Abd Elhamed	1	-	1	2	50.00
	7	HASSANEIN Salah Atta	16	-	1	17	94.12
	8	MASSOUD Hossam Massoud	6	1	1	8	75.00
	9	MOSSA El Saad	31	2	2	35	88.57
	10	ABDEL-LATIF Abdel Nabi Hassan	73	3	2	78	93.59
	11	ABD ELLATIF Rezek	1	-	1	2	50.00
	12	ABOUELYAZEID Mohamed A.	73	1	4	78	93.59
Team Totals			256	8	15	279	91.76


Legend: Avg Average Eff% Efficiency Succ % Success %


CUMULATIVE STATISTICS BY SKILLS

队伍个人累积技术统计

IRQ - IRAQ After 1 match

Scoring Spikers	No	Name	Spikes	Faults	Shots	Total Attempts	Eff %
	2	MOHMMED Abdulmunem	-	-	-	-	0.00
	3	MAJEED Majeed	-	-	-	-	0.00
	4	KAABI Majeed	5	3	16	24	8.33
	5	DAHASH Ahmed	1	1	1	3	0.00
	6	AL-MIMAR Saeed	2	-	2	4	50.00
	7	ALAIBI Naser	1	-	1	2	50.00
	8	KHAYOON Mahdi	-	1	3	4	0.00
	9	AL-UGBI Hussain	-	-	2	2	0.00
	10	HATTAB Muayad	-	2	1	3	0.00
	11	AL-SHAMMARI Salah	-	2	8	10	0.00
	12	JUBOORI Hadi	10	5	15	30	16.67
	13	WHAILANI Ahmed	-	-	-	-	0.00
	Team Totals			19	14	49	82

Scoring Blockers	No	Name	Kill Blocks	Faults	Rebounds	Total Attempts	Avg by Set
	2	MOHMMED Abdulmunem	-	-	-	-	0.00
	3	MAJEED Majeed	-	-	-	-	0.00
	4	KAABI Majeed	-	3	3	6	0.00
	5	DAHASH Ahmed	1	6	1	8	0.33
	6	AL-MIMAR Saeed	-	-	2	2	0.00
	7	ALAIBI Naser	1	-	-	1	0.33
	8	KHAYOON Mahdi	1	1	4	6	0.33
	9	AL-UGBI Hussain	-	-	-	-	0.00
	10	HATTAB Muayad	-	2	1	3	0.00
	11	AL-SHAMMARI Salah	-	3	5	8	0.00
	12	JUBOORI Hadi	-	-	6	6	0.00
	13	WHAILANI Ahmed	-	-	-	-	0.00
	Team Totals			3	15	22	40


Scoring Servers	No	Name	Aces	Faults	Serve Hits	Total Attempts	Avg by Set
	2	MOHMMED Abdulmunem	-	-	-	-	0.00
	3	MAJEED Majeed	-	-	-	-	0.00
	4	KAABI Majeed	-	-	8	8	0.00
	5	DAHASH Ahmed	-	-	5	5	0.00
	6	AL-MIMAR Saeed	1	-	5	6	0.33
	7	ALAIBI Naser	-	-	2	2	0.00
	8	KHAYOON Mahdi	-	-	2	2	0.00
	9	AL-UGBI Hussain	-	-	4	4	0.00
	10	HATTAB Muayad	-	-	1	1	0.00
	11	AL-SHAMMARI Salah	-	-	3	3	0.00
	12	JUBOORI Hadi	-	-	6	6	0.00
	13	WHAILANI Ahmed	-	-	-	-	0.00
	Team Totals			1	-	36	37


Team	Opponent Errors & Team Faults	13	3
------	-------------------------------	----	---


CUMULATIVE STATISTICS BY SKILLS

队伍个人累积技术统计

IRQ - IRAQ After 1 match

Non-scoring Diggers	No	Name	Digs	Faults	Receptions	Total Attempts	Avg by Set
	2	MOHMMED Abdulmunem	-	-	-	-	0.00
	3	MAJEED Majeed	3	3	2	8	1.00
	4	KAABI Majeed	3	3	2	8	1.00
	5	DAHASH Ahmed	2	2	1	5	0.67
	6	AL-MIMAR Saeed	8	5	4	17	2.67
	7	ALAIBI Naser	4	1	2	7	1.33
	8	KHAYOON Mahdi	3	4	1	8	1.00
	9	AL-UGBI Hussain	1	3	1	5	0.33
	10	HATTAB Muayad	2	2	2	6	0.67
	11	AL-SHAMMARI Salah	2	4	2	8	0.67
	12	JUBOORI Hadi	3	8	3	14	1.00
	13	WHAILANI Ahmed	-	-	-	-	0.00
	Team Totals			31	35	20	86

Non-scoring Setters	No	Name	Running Sets	Faults	Still Sets	Total Attempts	Avg by Set
	2	MOHMMED Abdulmunem	-	-	-	-	0.00
	3	MAJEED Majeed	-	-	1	1	0.00
	4	KAABI Majeed	-	-	6	6	0.00
	5	DAHASH Ahmed	-	-	5	5	0.00
	6	AL-MIMAR Saeed	-	1	15	16	0.00
	7	ALAIBI Naser	-	-	-	-	0.00
	8	KHAYOON Mahdi	1	-	21	22	0.33
	9	AL-UGBI Hussain	-	1	13	14	0.00
	10	HATTAB Muayad	-	-	1	1	0.00
	11	AL-SHAMMARI Salah	-	-	11	11	0.00
	12	JUBOORI Hadi	-	-	4	4	0.00
	13	WHAILANI Ahmed	-	-	-	-	0.00
	Team Totals			1	2	77	80

Non-scoring Receivers	No	Name	Excellents	Faults	Serve Receptions	Total Attempts	Succ %
	2	MOHMMED Abdulmunem	-	-	-	-	0.00
	3	MAJEED Majeed	9	-	-	9	100.00
	4	KAABI Majeed	4	-	-	4	100.00
	5	DAHASH Ahmed	3	-	-	3	100.00
	6	AL-MIMAR Saeed	7	1	1	9	77.78
	7	ALAIBI Naser	7	-	-	7	100.00
	8	KHAYOON Mahdi	5	2	-	7	71.43
	9	AL-UGBI Hussain	-	2	1	3	0.00
	10	HATTAB Muayad	7	-	-	7	100.00
	11	AL-SHAMMARI Salah	4	-	-	4	100.00
	12	JUBOORI Hadi	9	1	-	10	90.00
	13	WHAILANI Ahmed	-	-	-	-	0.00
	Team Totals			55	6	2	63


Legend:					
Avg	Average	Eff%	Efficiency	Succ %	Success %





CUMULATIVE STATISTICS BY SKILLS

队伍个人累积技术统计

IRQ - IRAQ After 2 matches

Scoring Spikers	No	Name	Spikes	Faults	Shots	Total Attempts	Eff %
	2	MOHMMED Abdulmunem	-	-	-	-	0.00
	3	MAJEED Majeed	-	-	-	-	0.00
	4	KAABI Majeed	8	6	24	38	5.26
	5	DAHASH Ahmed	1	2	4	7	0.00
	6	AL-MIMAR Saeed	3	-	4	7	42.86
	7	ALAIBI Naser	1	-	5	6	16.67
	8	KHAYOON Mahdi	1	1	3	5	0.00
	9	AL-UGBI Hussain	-	1	7	8	0.00
	10	HATTAB Muayad	2	3	3	8	0.00
	11	AL-SHAMMARI Salah	2	3	11	16	0.00
	12	JUBOORI Hadi	16	14	39	69	2.90
	13	WHAILANI Ahmed	-	-	-	-	0.00
	Team Totals			34	30	100	164

Scoring Blockers	No	Name	Kill Blocks	Faults	Rebounds	Total Attempts	Avg by Set
	2	MOHMMED Abdulmunem	-	-	-	-	0.00
	3	MAJEED Majeed	-	-	-	-	0.00
	4	KAABI Majeed	1	4	7	12	0.17
	5	DAHASH Ahmed	1	9	3	13	0.17
	6	AL-MIMAR Saeed	-	2	5	7	0.00
	7	ALAIBI Naser	1	2	3	6	0.17
	8	KHAYOON Mahdi	1	1	6	8	0.17
	9	AL-UGBI Hussain	1	1	-	2	0.17
	10	HATTAB Muayad	-	6	5	11	0.00
	11	AL-SHAMMARI Salah	-	3	6	9	0.00
	12	JUBOORI Hadi	3	4	9	16	0.50
	13	WHAILANI Ahmed	-	1	-	1	0.00
	Team Totals			8	33	44	85

Scoring Servers	No	Name	Aces	Faults	Serve Hits	Total Attempts	Avg by Set
	2	MOHMMED Abdulmunem	-	-	-	-	0.00
	3	MAJEED Majeed	-	-	-	-	0.00
	4	KAABI Majeed	-	-	17	17	0.00
	5	DAHASH Ahmed	-	-	7	7	0.00
	6	AL-MIMAR Saeed	1	-	10	11	0.17
	7	ALAIBI Naser	-	-	3	3	0.00
	8	KHAYOON Mahdi	-	-	3	3	0.00
	9	AL-UGBI Hussain	-	-	9	9	0.00
	10	HATTAB Muayad	1	-	4	5	0.17
	11	AL-SHAMMARI Salah	-	-	6	6	0.00
	12	JUBOORI Hadi	-	-	13	13	0.00
	13	WHAILANI Ahmed	-	-	-	-	0.00
	Team Totals			2	-	72	74


Team	Opponent Errors & Team Faults	28	6
------	-------------------------------	----	---





CUMULATIVE STATISTICS BY SKILLS

队伍个人累积技术统计

IRQ - IRAQ After 2 matches

Non-scoring Diggers	No	Name	Digs	Faults	Receptions	Total Attempts	Avg by Set
	2	MOHMMED Abdulmunem	-	-	-	-	0.00
	3	MAJEED Majeed	3	9	3	15	0.50
	4	KAABI Majeed	6	6	2	14	1.00
	5	DAHASH Ahmed	8	7	4	19	1.33
	6	AL-MIMAR Saeed	12	8	5	25	2.00
	7	ALAIBI Naser	5	1	2	8	0.83
	8	KHAYOON Mahdi	3	4	1	8	0.50
	9	AL-UGBI Hussain	3	5	5	13	0.50
	10	HATTAB Muayad	3	5	4	12	0.50
	11	AL-SHAMMARI Salah	3	6	2	11	0.50
	12	JUBOORI Hadi	5	12	4	21	0.83
	13	WHAILANI Ahmed	-	-	-	-	0.00
	Team Totals			51	63	32	146

Non-scoring Setters	No	Name	Running Sets	Faults	Still Sets	Total Attempts	Avg by Set
	2	MOHMMED Abdulmunem	-	-	-	-	0.00
	3	MAJEED Majeed	-	-	2	2	0.00
	4	KAABI Majeed	-	1	7	8	0.00
	5	DAHASH Ahmed	-	-	6	6	0.00
	6	AL-MIMAR Saeed	-	3	35	38	0.00
	7	ALAIBI Naser	-	-	1	1	0.00
	8	KHAYOON Mahdi	1	-	32	33	0.17
	9	AL-UGBI Hussain	1	3	34	38	0.17
	10	HATTAB Muayad	-	-	5	5	0.00
	11	AL-SHAMMARI Salah	-	-	13	13	0.00
	12	JUBOORI Hadi	-	-	4	4	0.00
	13	WHAILANI Ahmed	-	-	1	1	0.00
	Team Totals			2	7	140	149

Non-scoring Receivers	No	Name	Excellents	Faults	Serve Receptions	Total Attempts	Succ %
	2	MOHMMED Abdulmunem	-	-	-	-	0.00
	3	MAJEED Majeed	11	-	-	11	100.00
	4	KAABI Majeed	4	-	-	4	100.00
	5	DAHASH Ahmed	26	2	-	28	92.86
	6	AL-MIMAR Saeed	19	4	1	24	79.17
	7	ALAIBI Naser	9	-	-	9	100.00
	8	KHAYOON Mahdi	7	2	-	9	77.78
	9	AL-UGBI Hussain	7	2	1	10	70.00
	10	HATTAB Muayad	17	-	1	18	94.44
	11	AL-SHAMMARI Salah	5	-	1	6	83.33
	12	JUBOORI Hadi	10	1	-	11	90.91
	13	WHAILANI Ahmed	-	-	-	-	0.00
	Team Totals			115	11	4	130


Legend: Avg Average Eff% Efficiency Succ % Success %





CUMULATIVE STATISTICS BY SKILLS

队伍个人累积技术统计

IRQ - IRAQ After 3 matches

Scoring Spikers	No	Name	Spikes	Faults	Shots	Total Attempts	Eff %
	2	MOHMMED Abdulmunem	-	-	-	-	0.00
	3	MAJEED Majeed	-	-	-	-	0.00
	4	KAABI Majeed	10	8	36	54	3.70
	5	DAHASH Ahmed	2	2	6	10	0.00
	6	AL-MIMAR Saeed	3	-	11	14	21.43
	7	ALAIBI Naser	3	1	10	14	14.29
	8	KHAYOON Mahdi	3	1	4	8	25.00
	9	AL-UGBI Hussain	1	1	8	10	0.00
	10	HATTAB Muayad	2	4	4	10	0.00
	11	AL-SHAMMARI Salah	3	6	23	32	0.00
	12	JUBOORI Hadi	26	20	54	100	6.00
	13	WHAILANI Ahmed	-	-	-	-	0.00
	Team Totals			53	43	156	252

Scoring Blockers	No	Name	Kill Blocks	Faults	Rebounds	Total Attempts	Avg by Set
	2	MOHMMED Abdulmunem	-	-	-	-	0.00
	3	MAJEED Majeed	-	-	-	-	0.00
	4	KAABI Majeed	1	6	10	17	0.11
	5	DAHASH Ahmed	1	12	10	23	0.11
	6	AL-MIMAR Saeed	-	5	7	12	0.00
	7	ALAIBI Naser	3	5	7	15	0.33
	8	KHAYOON Mahdi	3	2	13	18	0.33
	9	AL-UGBI Hussain	1	3	2	6	0.11
	10	HATTAB Muayad	-	7	6	13	0.00
	11	AL-SHAMMARI Salah	-	5	13	18	0.00
	12	JUBOORI Hadi	4	5	15	24	0.44
	13	WHAILANI Ahmed	-	1	-	1	0.00
	Team Totals			13	51	83	147


Scoring Servers	No	Name	Aces	Faults	Serve Hits	Total Attempts	Avg by Set
	2	MOHMMED Abdulmunem	-	-	-	-	0.00
	3	MAJEED Majeed	-	-	-	-	0.00
	4	KAABI Majeed	-	1	24	25	0.00
	5	DAHASH Ahmed	-	-	9	9	0.00
	6	AL-MIMAR Saeed	2	-	16	18	0.22
	7	ALAIBI Naser	-	-	10	10	0.00
	8	KHAYOON Mahdi	-	-	5	5	0.00
	9	AL-UGBI Hussain	-	-	12	12	0.00
	10	HATTAB Muayad	1	-	6	7	0.11
	11	AL-SHAMMARI Salah	-	-	10	10	0.00
	12	JUBOORI Hadi	-	-	17	17	0.00
	13	WHAILANI Ahmed	-	-	-	-	0.00
	Team Totals			3	1	109	113


Team	Opponent Errors & Team Faults	41	8
------	-------------------------------	----	---


CUMULATIVE STATISTICS BY SKILLS

队伍个人累积技术统计

IRQ - IRAQ After 3 matches

Non-scoring Diggers	No	Name	Digs	Faults	Receptions	Total Attempts	Avg by Set
	2	MOHMMED Abdulmunem	-	-	-	-	0.00
	3	MAJEED Majeed	3	12	3	18	0.33
	4	KAABI Majeed	10	11	7	28	1.11
	5	DAHASH Ahmed	10	10	4	24	1.11
	6	AL-MIMAR Saeed	16	9	10	35	1.78
	7	ALAIBI Naser	11	9	3	23	1.22
	8	KHAYOON Mahdi	8	9	4	21	0.89
	9	AL-UGBI Hussain	9	5	8	22	1.00
	10	HATTAB Muayad	3	5	4	12	0.33
	11	AL-SHAMMARI Salah	9	8	3	20	1.00
	12	JUBOORI Hadi	14	18	9	41	1.56
	13	WHAILANI Ahmed	-	-	-	-	0.00
	Team Totals			93	96	55	244

Non-scoring Setters	No	Name	Running Sets	Faults	Still Sets	Total Attempts	Avg by Set
	2	MOHMMED Abdulmunem	-	-	-	-	0.00
	3	MAJEED Majeed	-	-	2	2	0.00
	4	KAABI Majeed	1	1	15	17	0.11
	5	DAHASH Ahmed	-	-	11	11	0.00
	6	AL-MIMAR Saeed	-	3	51	54	0.00
	7	ALAIBI Naser	-	-	1	1	0.00
	8	KHAYOON Mahdi	1	-	49	50	0.11
	9	AL-UGBI Hussain	1	3	50	54	0.11
	10	HATTAB Muayad	-	-	5	5	0.00
	11	AL-SHAMMARI Salah	-	1	17	18	0.00
	12	JUBOORI Hadi	-	1	7	8	0.00
	13	WHAILANI Ahmed	-	-	1	1	0.00
	Team Totals			3	9	209	221


Non-scoring Receivers	No	Name	Excellents	Faults	Serve Receptions	Total Attempts	Succ %
	2	MOHMMED Abdulmunem	-	-	-	-	0.00
	3	MAJEED Majeed	14	1	1	16	87.50
	4	KAABI Majeed	7	1	1	9	77.78
	5	DAHASH Ahmed	28	3	-	31	90.32
	6	AL-MIMAR Saeed	22	5	1	28	78.57
	7	ALAIBI Naser	20	-	-	20	100.00
	8	KHAYOON Mahdi	14	3	-	17	82.35
	9	AL-UGBI Hussain	12	2	1	15	80.00
	10	HATTAB Muayad	17	-	1	18	94.44
	11	AL-SHAMMARI Salah	16	1	1	18	88.89
	12	JUBOORI Hadi	17	1	1	19	89.47
	13	WHAILANI Ahmed	-	-	-	-	0.00
	Team Totals			167	17	7	191


Legend:					
Avg	Average	Eff%	Efficiency	Succ %	Success %


CUMULATIVE STATISTICS BY SKILLS

队伍个人累积技术统计

IRQ - IRAQ After 4 matches

Scoring Spikers	No	Name	Spikes	Faults	Shots	Total Attempts	Eff %
	2	MOHMMED Abdulmunem	-	-	-	-	0.00
	3	MAJEED Majeed	-	-	-	-	0.00
	4	KAABI Majeed	21	12	52	85	10.59
	5	DAHASH Ahmed	5	5	12	22	0.00
	6	AL-MIMAR Saeed	8	2	18	28	21.43
	7	ALAIBI Naser	5	1	20	26	15.38
	8	KHAYOON Mahdi	5	3	10	18	11.11
	9	AL-UGBI Hussain	1	2	12	15	0.00
	10	HATTAB Muayad	2	4	4	10	0.00
	11	AL-SHAMMARI Salah	6	8	30	44	0.00
	12	JUBOORI Hadi	44	27	75	146	11.64
	13	WHAILANI Ahmed	1	-	-	1	100.00
	Team Totals			98	64	233	395

Scoring Blockers	No	Name	Kill Blocks	Faults	Rebounds	Total Attempts	Avg by Set
	2	MOHMMED Abdulmunem	-	-	-	-	0.00
	3	MAJEED Majeed	-	-	-	-	0.00
	4	KAABI Majeed	2	10	18	30	0.15
	5	DAHASH Ahmed	2	17	12	31	0.15
	6	AL-MIMAR Saeed	2	10	15	27	0.15
	7	ALAIBI Naser	6	6	15	27	0.46
	8	KHAYOON Mahdi	4	5	20	29	0.31
	9	AL-UGBI Hussain	1	6	4	11	0.08
	10	HATTAB Muayad	-	7	6	13	0.00
	11	AL-SHAMMARI Salah	3	8	16	27	0.23
	12	JUBOORI Hadi	5	8	18	31	0.38
	13	WHAILANI Ahmed	-	4	-	4	0.00
	Team Totals			25	81	124	230

Scoring Servers	No	Name	Aces	Faults	Serve Hits	Total Attempts	Avg by Set
	2	MOHMMED Abdulmunem	-	-	-	-	0.00
	3	MAJEED Majeed	-	-	-	-	0.00
	4	KAABI Majeed	-	1	41	42	0.00
	5	DAHASH Ahmed	-	-	13	13	0.00
	6	AL-MIMAR Saeed	4	-	31	35	0.31
	7	ALAIBI Naser	-	-	23	23	0.00
	8	KHAYOON Mahdi	1	-	15	16	0.08
	9	AL-UGBI Hussain	-	-	16	16	0.00
	10	HATTAB Muayad	1	-	6	7	0.08
	11	AL-SHAMMARI Salah	-	-	18	18	0.00
	12	JUBOORI Hadi	-	1	29	30	0.00
	13	WHAILANI Ahmed	-	-	2	2	0.00
	Team Totals			6	2	194	202


Team	Opponent Errors & Team Faults	69	19
------	-------------------------------	----	----





CUMULATIVE STATISTICS BY SKILLS

队伍个人累积技术统计

IRQ - IRAQ After 4 matches

Non-scoring Diggers	No	Name	Digs	Faults	Receptions	Total Attempts	Avg by Set
	2	MOHMMED Abdulmunem	-	-	-	-	0.00
	3	MAJEED Majeed	5	13	4	22	0.38
	4	KAABI Majeed	15	14	9	38	1.15
	5	DAHASH Ahmed	19	12	5	36	1.46
	6	AL-MIMAR Saeed	24	11	12	47	1.85
	7	ALAIBI Naser	18	10	6	34	1.38
	8	KHAYOON Mahdi	22	11	4	37	1.69
	9	AL-UGBI Hussain	13	8	8	29	1.00
	10	HATTAB Muayad	3	5	4	12	0.23
	11	AL-SHAMMARI Salah	13	9	6	28	1.00
	12	JUBOORI Hadi	22	25	10	57	1.69
	13	WHAILANI Ahmed	-	1	-	1	0.00
	Team Totals			154	119	68	341

Non-scoring Setters	No	Name	Running Sets	Faults	Still Sets	Total Attempts	Avg by Set
	2	MOHMMED Abdulmunem	-	-	-	-	0.00
	3	MAJEED Majeed	-	-	3	3	0.00
	4	KAABI Majeed	1	2	18	21	0.08
	5	DAHASH Ahmed	-	-	14	14	0.00
	6	AL-MIMAR Saeed	1	3	84	88	0.08
	7	ALAIBI Naser	2	-	5	7	0.15
	8	KHAYOON Mahdi	4	3	79	86	0.31
	9	AL-UGBI Hussain	3	4	73	80	0.23
	10	HATTAB Muayad	-	-	5	5	0.00
	11	AL-SHAMMARI Salah	-	2	22	24	0.00
	12	JUBOORI Hadi	-	2	9	11	0.00
	13	WHAILANI Ahmed	-	-	1	1	0.00
	Team Totals			11	16	313	340


Non-scoring Receivers	No	Name	Excellents	Faults	Serve Receptions	Total Attempts	Succ %
	2	MOHMMED Abdulmunem	-	-	-	-	0.00
	3	MAJEED Majeed	27	2	2	31	87.10
	4	KAABI Majeed	16	2	1	19	84.21
	5	DAHASH Ahmed	37	3	1	41	90.24
	6	AL-MIMAR Saeed	26	5	1	32	81.25
	7	ALAIBI Naser	29	1	-	30	96.67
	8	KHAYOON Mahdi	19	3	-	22	86.36
	9	AL-UGBI Hussain	14	3	1	18	77.78
	10	HATTAB Muayad	17	-	1	18	94.44
	11	AL-SHAMMARI Salah	26	2	2	30	86.67
	12	JUBOORI Hadi	27	2	6	35	77.14
	13	WHAILANI Ahmed	2	1	1	4	50.00
	Team Totals			240	24	16	280


Legend:					
Avg	Average	Eff%	Efficiency	Succ %	Success %


CUMULATIVE STATISTICS BY SKILLS

队伍个人累积技术统计

IRQ - IRAQ After 5 matches

Scoring Spikers	No	Name	Spikes	Faults	Shots	Total Attempts	Eff %
	2	MOHMMED Abdulmunem	-	-	-	-	0.00
	3	MAJEED Majeed	-	-	-	-	0.00
	4	KAABI Majeed	30	14	66	110	14.55
	5	DAHASH Ahmed	5	6	17	28	0.00
	6	AL-MIMAR Saeed	11	4	22	37	18.92
	7	ALAIBI Naser	11	2	35	48	18.75
	8	KHAYOON Mahdi	7	3	14	24	16.67
	9	AL-UGBI Hussain	1	2	12	15	0.00
	10	HATTAB Muayad	2	4	6	12	0.00
	11	AL-SHAMMARI Salah	11	9	36	56	3.57
	12	JUBOORI Hadi	61	31	92	184	16.30
	13	WHAILANI Ahmed	1	-	-	1	100.00
	Team Totals			140	75	300	515

Scoring Blockers	No	Name	Kill Blocks	Faults	Rebounds	Total Attempts	Avg by Set
	2	MOHMMED Abdulmunem	-	-	-	-	0.00
	3	MAJEED Majeed	-	-	-	-	0.00
	4	KAABI Majeed	4	11	20	35	0.25
	5	DAHASH Ahmed	2	17	13	32	0.13
	6	AL-MIMAR Saeed	2	13	20	35	0.13
	7	ALAIBI Naser	8	14	24	46	0.50
	8	KHAYOON Mahdi	5	7	22	34	0.31
	9	AL-UGBI Hussain	1	6	4	11	0.06
	10	HATTAB Muayad	-	7	6	13	0.00
	11	AL-SHAMMARI Salah	3	10	29	42	0.19
	12	JUBOORI Hadi	6	10	25	41	0.38
	13	WHAILANI Ahmed	-	4	-	4	0.00
	Team Totals			31	99	163	293

Scoring Servers	No	Name	Aces	Faults	Serve Hits	Total Attempts	Avg by Set
	2	MOHMMED Abdulmunem	-	-	-	-	0.00
	3	MAJEED Majeed	-	-	-	-	0.00
	4	KAABI Majeed	2	3	54	59	0.13
	5	DAHASH Ahmed	-	-	14	14	0.00
	6	AL-MIMAR Saeed	5	-	41	46	0.31
	7	ALAIBI Naser	-	2	37	39	0.00
	8	KHAYOON Mahdi	1	-	21	22	0.06
	9	AL-UGBI Hussain	-	-	16	16	0.00
	10	HATTAB Muayad	1	-	9	10	0.06
	11	AL-SHAMMARI Salah	-	-	24	24	0.00
	12	JUBOORI Hadi	-	2	38	40	0.00
	13	WHAILANI Ahmed	-	-	5	5	0.00
	Team Totals			9	7	259	275


Team	Opponent Errors & Team Faults	93	21
------	-------------------------------	----	----





CUMULATIVE STATISTICS BY SKILLS

队伍个人累积技术统计

IRQ - IRAQ After 5 matches

Non-scoring Diggers	No	Name	Digs	Faults	Receptions	Total Attempts	Avg by Set
	2	MOHMMED Abdulmunem	-	-	-	-	0.00
	3	MAJEED Majeed	7	15	5	27	0.44
	4	KAABI Majeed	22	17	12	51	1.38
	5	DAHASH Ahmed	23	14	5	42	1.44
	6	AL-MIMAR Saeed	42	15	14	71	2.63
	7	ALAIBI Naser	23	12	10	45	1.44
	8	KHAYOON Mahdi	36	15	8	59	2.25
	9	AL-UGBI Hussain	13	8	8	29	0.81
	10	HATTAB Muayad	3	5	7	15	0.19
	11	AL-SHAMMARI Salah	21	11	8	40	1.31
	12	JUBOORI Hadi	39	27	15	81	2.44
	13	WHAILANI Ahmed	2	1	1	4	0.13
	Team Totals			231	140	93	464

Non-scoring Setters	No	Name	Running Sets	Faults	Still Sets	Total Attempts	Avg by Set
	2	MOHMMED Abdulmunem	-	-	-	-	0.00
	3	MAJEED Majeed	-	-	4	4	0.00
	4	KAABI Majeed	1	2	20	23	0.06
	5	DAHASH Ahmed	-	-	14	14	0.00
	6	AL-MIMAR Saeed	3	4	121	128	0.19
	7	ALAIBI Naser	2	-	15	17	0.13
	8	KHAYOON Mahdi	4	3	117	124	0.25
	9	AL-UGBI Hussain	3	4	73	80	0.19
	10	HATTAB Muayad	-	-	5	5	0.00
	11	AL-SHAMMARI Salah	-	2	29	31	0.00
	12	JUBOORI Hadi	-	2	12	14	0.00
	13	WHAILANI Ahmed	-	-	1	1	0.00
	Team Totals			13	17	411	441


Non-scoring Receivers	No	Name	Excellents	Faults	Serve Receptions	Total Attempts	Succ %
	2	MOHMMED Abdulmunem	-	-	-	-	0.00
	3	MAJEED Majeed	32	2	2	36	88.89
	4	KAABI Majeed	25	2	1	28	89.29
	5	DAHASH Ahmed	37	3	1	41	90.24
	6	AL-MIMAR Saeed	30	6	1	37	81.08
	7	ALAIBI Naser	35	1	-	36	97.22
	8	KHAYOON Mahdi	23	3	-	26	88.46
	9	AL-UGBI Hussain	14	3	1	18	77.78
	10	HATTAB Muayad	17	-	1	18	94.44
	11	AL-SHAMMARI Salah	30	2	2	34	88.24
	12	JUBOORI Hadi	44	4	7	55	80.00
	13	WHAILANI Ahmed	4	1	2	7	57.14
	Team Totals			291	27	18	336


Legend:					
Avg	Average	Eff%	Efficiency	Succ %	Success %


CUMULATIVE STATISTICS BY SKILLS

队伍个人累积技术统计

IRI - I. R. of IRAN After 1 match

Scoring Spikers	No	Name	Spikes	Faults	Shots	Total Attempts	Eff %
	1	HOSSEINI FAR Seyed M.	4	-	4	8	50.00
	2	RAHIMI Mohammad Resa	2	-	2	4	50.00
	3	PEIDAYESH Reza	3	-	1	4	75.00
	4	ALIPOURIAN Davood	7	2	3	12	41.67
	5	HAMID ZAGEH Mahdi	2	2	6	10	0.00
	6	HASSANPOUR Naser	-	-	6	6	0.00
	7	BIGDELI Sadegh	1	1	1	3	0.00
	8	EIMERY Jalil	4	-	1	5	80.00
	9	EBRAHIMIBALADEZAEI S.	5	1	-	6	66.67
	10	ZIRAH Iisa	5	-	3	8	62.50
	11	SALEHI HAJIKOLAEI Ramzan	-	-	-	-	0.00
	12	KHALEGHI Mohammad	4	-	4	8	50.00
Team Totals			37	6	31	74	41.89

Scoring Blockers	No	Name	Kill Blocks	Faults	Rebounds	Total Attempts	Avg by Set
	1	HOSSEINI FAR Seyed M.	-	1	2	3	0.00
	2	RAHIMI Mohammad Resa	-	1	-	1	0.00
	3	PEIDAYESH Reza	-	-	-	-	0.00
	4	ALIPOURIAN Davood	3	-	4	7	1.00
	5	HAMID ZAGEH Mahdi	-	-	2	2	0.00
	6	HASSANPOUR Naser	1	1	-	2	0.33
	7	BIGDELI Sadegh	-	-	-	-	0.00
	8	EIMERY Jalil	-	-	1	1	0.00
	9	EBRAHIMIBALADEZAEI S.	-	1	2	3	0.00
	10	ZIRAH Iisa	-	1	2	3	0.00
	11	SALEHI HAJIKOLAEI Ramzan	-	-	-	-	0.00
	12	KHALEGHI Mohammad	5	-	1	6	1.67
Team Totals			9	5	14	28	3.00

Scoring Servers	No	Name	Aces	Faults	Serve Hits	Total Attempts	Avg by Set
	1	HOSSEINI FAR Seyed M.	-	-	2	2	0.00
	2	RAHIMI Mohammad Resa	1	-	16	17	0.33
	3	PEIDAYESH Reza	-	-	-	-	0.00
	4	ALIPOURIAN Davood	2	-	6	8	0.67
	5	HAMID ZAGEH Mahdi	1	-	10	11	0.33
	6	HASSANPOUR Naser	-	-	2	2	0.00
	7	BIGDELI Sadegh	-	-	4	4	0.00
	8	EIMERY Jalil	2	1	13	16	0.67
	9	EBRAHIMIBALADEZAEI S.	1	2	1	4	0.33
	10	ZIRAH Iisa	1	-	4	5	0.33
	11	SALEHI HAJIKOLAEI Ramzan	-	-	-	-	0.00
	12	KHALEGHI Mohammad	1	-	3	4	0.33
Team Totals			9	3	61	73	3.00


Team	Opponent Errors & Team Faults	20	0
------	-------------------------------	----	---





CUMULATIVE STATISTICS BY SKILLS

队伍个人累积技术统计

IRI - I. R. of IRAN After 1 match

Non-scoring Diggers	No	Name	Digs	Faults	Receptions	Total Attempts	Avg by Set
	1	HOSSEINI FAR Seyed M.	9	1	-	10	3.00
	2	RAHIMI Mohammad Resa	3	-	1	4	1.00
	3	PEIDAYESH Reza	2	-	-	2	0.67
	4	ALIPOURIAN Davood	4	1	-	5	1.33
	5	HAMID ZAGEH Mahdi	8	-	-	8	2.67
	6	HASSANPOUR Naser	1	-	-	1	0.33
	7	BIGDELI Sadegh	1	-	-	1	0.33
	8	EIMERY Jalil	7	-	-	7	2.33
	9	EBRAHIMIBALADEZAEI S.	-	-	-	-	0.00
	10	ZIRAH I Isa	2	-	-	2	0.67
	11	SALEHI HAJIKOLAEI Ramzan	9	1	1	11	3.00
	12	KHALEGHI Mohammad	2	-	-	2	0.67
Team Totals			48	3	2	53	16.00

Non-scoring Setters	No	Name	Running Sets	Faults	Still Sets	Total Attempts	Avg by Set
	1	HOSSEINI FAR Seyed M.	-	-	2	2	0.00
	2	RAHIMI Mohammad Resa	2	-	11	13	0.67
	3	PEIDAYESH Reza	-	-	1	1	0.00
	4	ALIPOURIAN Davood	4	-	13	17	1.33
	5	HAMID ZAGEH Mahdi	1	-	3	4	0.33
	6	HASSANPOUR Naser	-	-	-	-	0.00
	7	BIGDELI Sadegh	-	-	2	2	0.00
	8	EIMERY Jalil	4	-	15	19	1.33
	9	EBRAHIMIBALADEZAEI S.	-	-	1	1	0.00
	10	ZIRAH I Isa	-	-	1	1	0.00
	11	SALEHI HAJIKOLAEI Ramzan	-	-	1	1	0.00
	12	KHALEGHI Mohammad	-	1	-	1	0.00
Team Totals			11	1	50	62	3.67


Non-scoring Receivers	No	Name	Excellents	Faults	Serve Receptions	Total Attempts	Succ %
	1	HOSSEINI FAR Seyed M.	3	-	-	3	100.00
	2	RAHIMI Mohammad Resa	-	1	-	1	0.00
	3	PEIDAYESH Reza	-	-	-	-	0.00
	4	ALIPOURIAN Davood	-	-	-	-	0.00
	5	HAMID ZAGEH Mahdi	1	-	-	1	100.00
	6	HASSANPOUR Naser	-	-	-	-	0.00
	7	BIGDELI Sadegh	1	-	-	1	100.00
	8	EIMERY Jalil	1	-	-	1	100.00
	9	EBRAHIMIBALADEZAEI S.	-	-	-	-	0.00
	10	ZIRAH I Isa	-	-	-	-	0.00
	11	SALEHI HAJIKOLAEI Ramzan	11	-	-	11	100.00
	12	KHALEGHI Mohammad	2	-	-	2	100.00
Team Totals			19	1	-	20	95.00


Legend:					
Avg	Average	Eff%	Efficiency	Succ %	Success %


CUMULATIVE STATISTICS BY SKILLS

队伍个人累积技术统计

IRI - I. R. of IRAN After 2 matches

Scoring Spikers	No	Name	Spikes	Faults	Shots	Total Attempts	Eff %
	1	HOSSEINI FAR Seyed M.	4	-	4	8	50.00
	2	RAHIMI Mohammad Resa	3	1	3	7	28.57
	3	PEIDAYESH Reza	4	1	2	7	42.86
	4	ALIPOURIAN Davood	12	2	11	25	40.00
	5	HAMID ZAGEH Mahdi	3	2	8	13	7.69
	6	HASSANPOUR Naser	3	1	8	12	16.67
	7	BIGDELI Sadegh	7	2	6	15	33.33
	8	EIMERY Jalil	6	1	4	11	45.45
	9	EBRAHIMIBALADEZAEI S.	6	2	1	9	44.44
	10	ZIRAH Iisa	13	2	11	26	42.31
	11	SALEHI HAJIKOLAEI Ramzan	-	-	-	-	0.00
	12	KHALEGHI Mohammad	6	1	5	12	41.67
Team Totals			67	15	63	145	35.86

Scoring Blockers	No	Name	Kill Blocks	Faults	Rebounds	Total Attempts	Avg by Set
	1	HOSSEINI FAR Seyed M.	-	1	2	3	0.00
	2	RAHIMI Mohammad Resa	2	1	1	4	0.33
	3	PEIDAYESH Reza	1	-	1	2	0.17
	4	ALIPOURIAN Davood	5	2	5	12	0.83
	5	HAMID ZAGEH Mahdi	-	1	2	3	0.00
	6	HASSANPOUR Naser	2	2	1	5	0.33
	7	BIGDELI Sadegh	-	-	1	1	0.00
	8	EIMERY Jalil	2	2	2	6	0.33
	9	EBRAHIMIBALADEZAEI S.	-	2	3	5	0.00
	10	ZIRAH Iisa	2	1	3	6	0.33
	11	SALEHI HAJIKOLAEI Ramzan	-	-	-	-	0.00
	12	KHALEGHI Mohammad	7	-	1	8	1.17
Team Totals			21	12	22	55	3.50


Scoring Servers	No	Name	Aces	Faults	Serve Hits	Total Attempts	Avg by Set
	1	HOSSEINI FAR Seyed M.	-	-	6	6	0.00
	2	RAHIMI Mohammad Resa	2	-	25	27	0.33
	3	PEIDAYESH Reza	-	-	-	-	0.00
	4	ALIPOURIAN Davood	3	1	16	20	0.50
	5	HAMID ZAGEH Mahdi	1	-	14	15	0.17
	6	HASSANPOUR Naser	-	-	6	6	0.00
	7	BIGDELI Sadegh	2	-	11	13	0.33
	8	EIMERY Jalil	4	1	27	32	0.67
	9	EBRAHIMIBALADEZAEI S.	1	3	2	6	0.17
	10	ZIRAH Iisa	1	-	9	10	0.17
	11	SALEHI HAJIKOLAEI Ramzan	-	-	-	-	0.00
	12	KHALEGHI Mohammad	1	-	10	11	0.17
Team Totals			15	5	126	146	2.50


Team	Opponent Errors & Team Faults	47	0
------	-------------------------------	----	---


CUMULATIVE STATISTICS BY SKILLS

队伍个人累积技术统计

IRI - I. R. of IRAN After 2 matches

Non-scoring Diggers	No	Name	Digs	Faults	Receptions	Total Attempts	Avg by Set
	1	HOSSEINI FAR Seyed M.	10	1	-	11	1.67
	2	RAHIMI Mohammad Resa	13	-	1	14	2.17
	3	PEIDAYESH Reza	2	-	-	2	0.33
	4	ALIPOURIAN Davood	7	2	2	11	1.17
	5	HAMID ZAGEH Mahdi	12	-	-	12	2.00
	6	HASSANPOUR Naser	2	-	-	2	0.33
	7	BIGDELI Sadegh	3	-	-	3	0.50
	8	EIMERY Jalil	13	1	1	15	2.17
	9	EBRAHIMIBALADEZAEI S.	1	-	-	1	0.17
	10	ZIRAH Iisa	6	1	-	7	1.00
	11	SALEHI HAJIKOLAEI Ramzan	21	4	1	26	3.50
	12	KHALEGHI Mohammad	7	2	-	9	1.17
Team Totals			97	11	5	113	16.17

Non-scoring Setters	No	Name	Running Sets	Faults	Still Sets	Total Attempts	Avg by Set
	1	HOSSEINI FAR Seyed M.	-	-	3	3	0.00
	2	RAHIMI Mohammad Resa	2	-	13	15	0.33
	3	PEIDAYESH Reza	-	-	1	1	0.00
	4	ALIPOURIAN Davood	7	-	35	42	1.17
	5	HAMID ZAGEH Mahdi	1	-	7	8	0.17
	6	HASSANPOUR Naser	-	-	2	2	0.00
	7	BIGDELI Sadegh	1	-	2	3	0.17
	8	EIMERY Jalil	13	1	28	42	2.17
	9	EBRAHIMIBALADEZAEI S.	-	-	1	1	0.00
	10	ZIRAH Iisa	-	1	3	4	0.00
	11	SALEHI HAJIKOLAEI Ramzan	1	-	1	2	0.17
	12	KHALEGHI Mohammad	-	1	3	4	0.00
Team Totals			25	3	99	127	4.17

Non-scoring Receivers	No	Name	Excellents	Faults	Serve Receptions	Total Attempts	Succ %
	1	HOSSEINI FAR Seyed M.	3	-	-	3	100.00
	2	RAHIMI Mohammad Resa	2	1	-	3	66.67
	3	PEIDAYESH Reza	-	-	-	-	0.00
	4	ALIPOURIAN Davood	3	-	-	3	100.00
	5	HAMID ZAGEH Mahdi	3	-	-	3	100.00
	6	HASSANPOUR Naser	-	-	-	-	0.00
	7	BIGDELI Sadegh	2	-	-	2	100.00
	8	EIMERY Jalil	2	-	-	2	100.00
	9	EBRAHIMIBALADEZAEI S.	1	-	-	1	100.00
	10	ZIRAH Iisa	3	-	-	3	100.00
	11	SALEHI HAJIKOLAEI Ramzan	17	-	-	17	100.00
	12	KHALEGHI Mohammad	6	-	-	6	100.00
Team Totals			42	1	-	43	97.67


Legend: Avg Average Eff% Efficiency Succ % Success %





CUMULATIVE STATISTICS BY SKILLS

队伍个人累积技术统计

IRI - I. R. of IRAN After 3 matches

Scoring Spikers	No	Name	Spikes	Faults	Shots	Total Attempts	Eff %
	1	HOSSEINI FAR Seyed M.	4	-	4	8	50.00
	2	RAHIMI Mohammad Resa	3	1	4	8	25.00
	3	PEIDAYESH Reza	11	3	18	32	25.00
	4	ALIPOURIAN Davood	21	4	23	48	35.42
	5	HAMID ZAGEH Mahdi	3	2	8	13	7.69
	6	HASSANPOUR Naser	3	1	8	12	16.67
	7	BIGDELI Sadegh	12	6	20	38	15.79
	8	EIMERY Jalil	9	3	13	25	24.00
	9	EBRAHIMIBALADEZAEI S.	14	6	10	30	26.67
	10	ZIRAH Iisa	24	6	18	48	37.50
	11	SALEHI HAJIKOLAEI Ramzan	-	-	-	-	0.00
	12	KHALEGHI Mohammad	6	1	5	12	41.67
Team Totals			110	33	131	274	28.10

Scoring Blockers	No	Name	Kill Blocks	Faults	Rebounds	Total Attempts	Avg by Set
	1	HOSSEINI FAR Seyed M.	-	1	2	3	0.00
	2	RAHIMI Mohammad Resa	2	1	1	4	0.22
	3	PEIDAYESH Reza	3	5	8	16	0.33
	4	ALIPOURIAN Davood	9	4	15	28	1.00
	5	HAMID ZAGEH Mahdi	-	1	2	3	0.00
	6	HASSANPOUR Naser	2	2	1	5	0.22
	7	BIGDELI Sadegh	2	2	7	11	0.22
	8	EIMERY Jalil	4	7	9	20	0.44
	9	EBRAHIMIBALADEZAEI S.	-	3	6	9	0.00
	10	ZIRAH Iisa	2	6	9	17	0.22
	11	SALEHI HAJIKOLAEI Ramzan	-	-	-	-	0.00
	12	KHALEGHI Mohammad	7	-	1	8	0.78
Team Totals			31	32	61	124	3.44

Scoring Servers	No	Name	Aces	Faults	Serve Hits	Total Attempts	Avg by Set
	1	HOSSEINI FAR Seyed M.	-	-	6	6	0.00
	2	RAHIMI Mohammad Resa	2	-	28	30	0.22
	3	PEIDAYESH Reza	-	2	4	6	0.00
	4	ALIPOURIAN Davood	3	2	29	34	0.33
	5	HAMID ZAGEH Mahdi	1	-	16	17	0.11
	6	HASSANPOUR Naser	-	-	6	6	0.00
	7	BIGDELI Sadegh	2	-	21	23	0.22
	8	EIMERY Jalil	6	4	41	51	0.67
	9	EBRAHIMIBALADEZAEI S.	2	4	12	18	0.22
	10	ZIRAH Iisa	1	-	18	19	0.11
	11	SALEHI HAJIKOLAEI Ramzan	-	-	-	-	0.00
	12	KHALEGHI Mohammad	1	-	10	11	0.11
Team Totals			18	12	191	221	2.00


Team	Opponent Errors & Team Faults	68	1
------	-------------------------------	----	---





CUMULATIVE STATISTICS BY SKILLS

队伍个人累积技术统计

IRI - I. R. of IRAN After 3 matches

Non-scoring Diggers	No	Name	Digs	Faults	Receptions	Total Attempts	Avg by Set
	1	HOSSEINI FAR Seyed M.	10	1	-	11	1.11
	2	RAHIMI Mohammad Resa	19	1	2	22	2.11
	3	PEIDAYESH Reza	8	1	2	11	0.89
	4	ALIPOURIAN Davood	14	2	3	19	1.56
	5	HAMID ZAGEH Mahdi	12	-	-	12	1.33
	6	HASSANPOUR Naser	2	-	-	2	0.22
	7	BIGDELI Sadegh	14	-	6	20	1.56
	8	EIMERY Jalil	25	1	2	28	2.78
	9	EBRAHIMIBALADEZAEI S.	10	1	1	12	1.11
	10	ZIRAH I Isa	16	3	-	19	1.78
	11	SALEHI HAJIKOLAEI Ramzan	37	6	2	45	4.11
	12	KHALEGHI Mohammad	7	2	-	9	0.78
Team Totals			174	18	18	210	19.33

Non-scoring Setters	No	Name	Running Sets	Faults	Still Sets	Total Attempts	Avg by Set
	1	HOSSEINI FAR Seyed M.	-	-	3	3	0.00
	2	RAHIMI Mohammad Resa	2	-	15	17	0.22
	3	PEIDAYESH Reza	1	-	3	4	0.11
	4	ALIPOURIAN Davood	13	-	86	99	1.44
	5	HAMID ZAGEH Mahdi	1	-	8	9	0.11
	6	HASSANPOUR Naser	-	-	2	2	0.00
	7	BIGDELI Sadegh	1	-	9	10	0.11
	8	EIMERY Jalil	16	1	58	75	1.78
	9	EBRAHIMIBALADEZAEI S.	-	-	9	9	0.00
	10	ZIRAH I Isa	-	1	7	8	0.00
	11	SALEHI HAJIKOLAEI Ramzan	1	-	3	4	0.11
	12	KHALEGHI Mohammad	-	1	3	4	0.00
Team Totals			35	3	206	244	3.89

Non-scoring Receivers	No	Name	Excellents	Faults	Serve Receptions	Total Attempts	Succ %
	1	HOSSEINI FAR Seyed M.	3	-	-	3	100.00
	2	RAHIMI Mohammad Resa	3	1	-	4	75.00
	3	PEIDAYESH Reza	3	-	-	3	100.00
	4	ALIPOURIAN Davood	5	-	-	5	100.00
	5	HAMID ZAGEH Mahdi	5	-	-	5	100.00
	6	HASSANPOUR Naser	-	-	-	-	0.00
	7	BIGDELI Sadegh	15	-	-	15	100.00
	8	EIMERY Jalil	4	-	-	4	100.00
	9	EBRAHIMIBALADEZAEI S.	7	-	-	7	100.00
	10	ZIRAH I Isa	5	-	-	5	100.00
	11	SALEHI HAJIKOLAEI Ramzan	36	2	-	38	94.74
	12	KHALEGHI Mohammad	6	-	-	6	100.00
Team Totals			92	3	-	95	96.84


Legend: Avg Average Eff% Efficiency Succ % Success %





CUMULATIVE STATISTICS BY SKILLS

队伍个人累积技术统计

IRI - I. R. of IRAN After 4 matches

Scoring Spikers	No	Name	Spikes	Faults	Shots	Total Attempts	Eff %
	1	HOSSEINI FAR Seyed M.	4	-	4	8	50.00
	2	RAHIMI Mohammad Resa	3	1	7	11	18.18
	3	PEIDAYESH Reza	16	11	26	53	9.43
	4	ALIPOURIAN Davood	22	5	33	60	28.33
	5	HAMID ZAGEH Mahdi	3	2	8	13	7.69
	6	HASSANPOUR Naser	3	1	8	12	16.67
	7	BIGDELI Sadegh	14	8	28	50	12.00
	8	EIMERY Jalil	15	4	16	35	31.43
	9	EBRAHIMIBALADEZAEI S.	18	9	23	50	18.00
	10	ZIRAH I Isa	30	11	28	69	27.54
	11	SALEHI HAJIKOLAEI Ramzan	-	-	-	-	0.00
	12	KHALEGHI Mohammad	7	2	7	16	31.25
Team Totals			135	54	188	377	21.49

Scoring Blockers	No	Name	Kill Blocks	Faults	Rebounds	Total Attempts	Avg by Set
	1	HOSSEINI FAR Seyed M.	-	1	2	3	0.00
	2	RAHIMI Mohammad Resa	2	1	1	4	0.17
	3	PEIDAYESH Reza	5	7	14	26	0.42
	4	ALIPOURIAN Davood	11	10	26	47	0.92
	5	HAMID ZAGEH Mahdi	-	1	2	3	0.00
	6	HASSANPOUR Naser	2	2	1	5	0.17
	7	BIGDELI Sadegh	2	3	10	15	0.17
	8	EIMERY Jalil	6	11	16	33	0.50
	9	EBRAHIMIBALADEZAEI S.	3	7	10	20	0.25
	10	ZIRAH I Isa	4	6	11	21	0.33
	11	SALEHI HAJIKOLAEI Ramzan	-	-	-	-	0.00
	12	KHALEGHI Mohammad	7	-	2	9	0.58
Team Totals			42	49	95	186	3.50


Scoring Servers	No	Name	Aces	Faults	Serve Hits	Total Attempts	Avg by Set
	1	HOSSEINI FAR Seyed M.	-	-	6	6	0.00
	2	RAHIMI Mohammad Resa	2	-	30	32	0.17
	3	PEIDAYESH Reza	-	2	9	11	0.00
	4	ALIPOURIAN Davood	5	3	42	50	0.42
	5	HAMID ZAGEH Mahdi	1	-	17	18	0.08
	6	HASSANPOUR Naser	-	-	6	6	0.00
	7	BIGDELI Sadegh	2	-	29	31	0.17
	8	EIMERY Jalil	6	4	58	68	0.50
	9	EBRAHIMIBALADEZAEI S.	2	4	25	31	0.17
	10	ZIRAH I Isa	1	1	27	29	0.08
	11	SALEHI HAJIKOLAEI Ramzan	-	-	-	-	0.00
	12	KHALEGHI Mohammad	1	-	10	11	0.08
Team Totals			20	14	259	293	1.67


Team	Opponent Errors & Team Faults	105	4
------	-------------------------------	-----	---


CUMULATIVE STATISTICS BY SKILLS

队伍个人累积技术统计

IRI - I. R. of IRAN After 4 matches

Non-scoring Diggers	No	Name	Digs	Faults	Receptions	Total Attempts	Avg by Set
	1	HOSSEINI FAR Seyed M.	10	1	-	11	0.83
	2	RAHIMI Mohammad Resa	23	1	2	26	1.92
	3	PEIDAYESH Reza	13	3	3	19	1.08
	4	ALIPOURIAN Davood	24	3	3	30	2.00
	5	HAMID ZAGEH Mahdi	12	1	-	13	1.00
	6	HASSANPOUR Naser	2	-	-	2	0.17
	7	BIGDELI Sadegh	21	1	7	29	1.75
	8	EIMERY Jalil	38	1	3	42	3.17
	9	EBRAHIMIBALADEZAEI S.	18	4	1	23	1.50
	10	ZIRAH I Isa	19	3	1	23	1.58
	11	SALEHI HAJIKOLAEI Ramzan	40	9	4	53	3.33
	12	KHALEGHI Mohammad	7	2	-	9	0.58
Team Totals			227	29	24	280	18.92

Non-scoring Setters	No	Name	Running Sets	Faults	Still Sets	Total Attempts	Avg by Set
	1	HOSSEINI FAR Seyed M.	-	-	3	3	0.00
	2	RAHIMI Mohammad Resa	2	-	17	19	0.17
	3	PEIDAYESH Reza	1	-	3	4	0.08
	4	ALIPOURIAN Davood	22	-	115	137	1.83
	5	HAMID ZAGEH Mahdi	1	-	8	9	0.08
	6	HASSANPOUR Naser	-	-	2	2	0.00
	7	BIGDELI Sadegh	1	-	12	13	0.08
	8	EIMERY Jalil	19	1	78	98	1.58
	9	EBRAHIMIBALADEZAEI S.	-	-	18	18	0.00
	10	ZIRAH I Isa	1	2	9	12	0.08
	11	SALEHI HAJIKOLAEI Ramzan	1	-	5	6	0.08
	12	KHALEGHI Mohammad	-	1	3	4	0.00
Team Totals			48	4	273	325	4.00

Non-scoring Receivers	No	Name	Excellents	Faults	Serve Receptions	Total Attempts	Succ %
	1	HOSSEINI FAR Seyed M.	3	-	-	3	100.00
	2	RAHIMI Mohammad Resa	6	1	2	9	66.67
	3	PEIDAYESH Reza	3	-	-	3	100.00
	4	ALIPOURIAN Davood	9	-	-	9	100.00
	5	HAMID ZAGEH Mahdi	5	-	-	5	100.00
	6	HASSANPOUR Naser	-	-	-	-	0.00
	7	BIGDELI Sadegh	20	-	2	22	90.91
	8	EIMERY Jalil	4	-	-	4	100.00
	9	EBRAHIMIBALADEZAEI S.	13	-	1	14	92.86
	10	ZIRAH I Isa	8	-	-	8	100.00
	11	SALEHI HAJIKOLAEI Ramzan	52	2	-	54	96.30
	12	KHALEGHI Mohammad	7	-	-	7	100.00
Team Totals			130	3	5	138	94.20


Legend: Avg Average Eff% Efficiency Succ % Success %





CUMULATIVE STATISTICS BY SKILLS

队伍个人累积技术统计

IRI - I. R. of IRAN After 5 matches

Scoring Spikers	No	Name	Spikes	Faults	Shots	Total Attempts	Eff %
	1	HOSSEINI FAR Seyed M.	4	-	4	8	50.00
	2	RAHIMI Mohammad Resa	3	1	7	11	18.18
	3	PEIDAYESH Reza	23	18	33	74	6.76
	4	ALIPOURIAN Davood	27	8	43	78	24.36
	5	HAMID ZAGEH Mahdi	4	2	8	14	14.29
	6	HASSANPOUR Naser	6	1	12	19	26.32
	7	BIGDELI Sadegh	15	8	31	54	12.96
	8	EIMERY Jalil	24	6	22	52	34.62
	9	EBRAHIMIBALADEZAEI S.	19	13	27	59	10.17
	10	ZIRAH Iisa	33	17	34	84	19.05
	11	SALEHI HAJIKOLAEI Ramzan	-	-	-	-	0.00
	12	KHALEGHI Mohammad	15	7	15	37	21.62
Team Totals			173	81	236	490	18.78

Scoring Blockers	No	Name	Kill Blocks	Faults	Rebounds	Total Attempts	Avg by Set
	1	HOSSEINI FAR Seyed M.	-	1	2	3	0.00
	2	RAHIMI Mohammad Resa	2	1	1	4	0.13
	3	PEIDAYESH Reza	7	8	18	33	0.47
	4	ALIPOURIAN Davood	17	14	31	62	1.13
	5	HAMID ZAGEH Mahdi	-	1	2	3	0.00
	6	HASSANPOUR Naser	2	3	3	8	0.13
	7	BIGDELI Sadegh	2	3	10	15	0.13
	8	EIMERY Jalil	7	16	27	50	0.47
	9	EBRAHIMIBALADEZAEI S.	5	12	16	33	0.33
	10	ZIRAH Iisa	5	6	12	23	0.33
	11	SALEHI HAJIKOLAEI Ramzan	-	-	-	-	0.00
	12	KHALEGHI Mohammad	8	2	7	17	0.53
Team Totals			55	67	129	251	3.67

Scoring Servers	No	Name	Aces	Faults	Serve Hits	Total Attempts	Avg by Set
	1	HOSSEINI FAR Seyed M.	-	-	6	6	0.00
	2	RAHIMI Mohammad Resa	3	-	41	44	0.20
	3	PEIDAYESH Reza	-	2	15	17	0.00
	4	ALIPOURIAN Davood	5	3	51	59	0.33
	5	HAMID ZAGEH Mahdi	1	-	22	23	0.07
	6	HASSANPOUR Naser	1	-	11	12	0.07
	7	BIGDELI Sadegh	2	-	31	33	0.13
	8	EIMERY Jalil	6	5	68	79	0.40
	9	EBRAHIMIBALADEZAEI S.	2	4	30	36	0.13
	10	ZIRAH Iisa	1	1	39	41	0.07
	11	SALEHI HAJIKOLAEI Ramzan	-	-	-	-	0.00
	12	KHALEGHI Mohammad	1	-	16	17	0.07
Team Totals			22	15	330	367	1.47


Team	Opponent Errors & Team Faults	127	6
------	-------------------------------	-----	---





CUMULATIVE STATISTICS BY SKILLS

队伍个人累积技术统计

IRI - I. R. of IRAN After 5 matches

Non-scoring Diggers	No	Name	Digs	Faults	Receptions	Total Attempts	Avg by Set
	1	HOSSEINI FAR Seyed M.	10	1	-	11	0.67
	2	RAHIMI Mohammad Resa	27	1	2	30	1.80
	3	PEIDAYESH Reza	16	4	3	23	1.07
	4	ALIPOURIAN Davood	39	6	6	51	2.60
	5	HAMID ZAGEH Mahdi	16	1	-	17	1.07
	6	HASSANPOUR Naser	4	-	1	5	0.27
	7	BIGDELI Sadegh	21	2	7	30	1.40
	8	EIMERY Jalil	47	3	6	56	3.13
	9	EBRAHIMIBALADEZAEI S.	24	4	1	29	1.60
	10	ZIRAH I Isa	24	3	2	29	1.60
	11	SALEHI HAJIKOLAEI Ramzan	48	14	6	68	3.20
	12	KHALEGHI Mohammad	12	2	1	15	0.80
Team Totals			288	41	35	364	19.20

Non-scoring Setters	No	Name	Running Sets	Faults	Still Sets	Total Attempts	Avg by Set
	1	HOSSEINI FAR Seyed M.	-	-	3	3	0.00
	2	RAHIMI Mohammad Resa	2	-	18	20	0.13
	3	PEIDAYESH Reza	1	-	6	7	0.07
	4	ALIPOURIAN Davood	25	-	159	184	1.67
	5	HAMID ZAGEH Mahdi	1	-	8	9	0.07
	6	HASSANPOUR Naser	-	-	4	4	0.00
	7	BIGDELI Sadegh	1	-	13	14	0.07
	8	EIMERY Jalil	20	2	109	131	1.33
	9	EBRAHIMIBALADEZAEI S.	1	-	20	21	0.07
	10	ZIRAH I Isa	1	2	13	16	0.07
	11	SALEHI HAJIKOLAEI Ramzan	1	-	8	9	0.07
	12	KHALEGHI Mohammad	-	1	5	6	0.00
Team Totals			53	5	366	424	3.53

Non-scoring Receivers	No	Name	Excellents	Faults	Serve Receptions	Total Attempts	Succ %
	1	HOSSEINI FAR Seyed M.	3	-	-	3	100.00
	2	RAHIMI Mohammad Resa	9	1	2	12	75.00
	3	PEIDAYESH Reza	3	-	-	3	100.00
	4	ALIPOURIAN Davood	15	-	-	15	100.00
	5	HAMID ZAGEH Mahdi	8	-	-	8	100.00
	6	HASSANPOUR Naser	2	-	-	2	100.00
	7	BIGDELI Sadegh	23	-	2	25	92.00
	8	EIMERY Jalil	5	1	-	6	83.33
	9	EBRAHIMIBALADEZAEI S.	25	-	2	27	92.59
	10	ZIRAH I Isa	19	-	-	19	100.00
	11	SALEHI HAJIKOLAEI Ramzan	64	2	-	66	96.97
	12	KHALEGHI Mohammad	10	-	-	10	100.00
Team Totals			186	4	6	196	94.90


Legend: Avg Average Eff% Efficiency Succ % Success %


CUMULATIVE STATISTICS BY SKILLS


队伍个人累积技术统计

JPN - JAPAN

After 1 match

Scoring Spikers	No	Name	Spikes	Faults	Shots	Total Attempts	Eff %
	1	KANAO Satoshi	2	3	8	13	0.00
	2	YOSHIDA Hitoshi	1	2	4	7	0.00
	3	MINAKAWA Tetsuo	-	1	-	1	0.00
	4	YAMAMOTO Arata	-	4	3	7	0.00
	5	NAKAYAMA Kaname	-	1	10	11	0.00
	6	AZUMA Shun	-	1	1	2	0.00
	7	YONEZAWA Atsushi	-	1	12	13	0.00
	8	TAKASAGO Susumu	-	-	-	-	0.00
	9	TANAKA Koji	3	7	14	24	0.00
	10	TAKEDA Yoshihito	-	-	-	-	0.00
	11	TANABE Tsutomu	-	-	-	-	0.00
	12	KANEDA Susumu	-	-	-	-	0.00
Team Totals			6	20	52	78	0.00

Scoring Blockers	No	Name	Kill Blocks	Faults	Rebounds	Total Attempts	Avg by Set
	1	KANAO Satoshi	-	2	2	4	0.00
	2	YOSHIDA Hitoshi	-	2	2	4	0.00
	3	MINAKAWA Tetsuo	-	1	-	1	0.00
	4	YAMAMOTO Arata	-	1	1	2	0.00
	5	NAKAYAMA Kaname	-	8	3	11	0.00
	6	AZUMA Shun	-	1	1	2	0.00
	7	YONEZAWA Atsushi	-	1	2	3	0.00
	8	TAKASAGO Susumu	-	-	-	-	0.00
	9	TANAKA Koji	-	-	4	4	0.00
	10	TAKEDA Yoshihito	-	-	-	-	0.00
	11	TANABE Tsutomu	-	-	-	-	0.00
	12	KANEDA Susumu	-	-	-	-	0.00
Team Totals			-	16	15	31	0.00

Scoring Servers	No	Name	Aces	Faults	Serve Hits	Total Attempts	Avg by Set
	1	KANAO Satoshi	-	-	4	4	0.00
	2	YOSHIDA Hitoshi	-	-	1	1	0.00
	3	MINAKAWA Tetsuo	-	-	1	1	0.00
	4	YAMAMOTO Arata	-	1	1	2	0.00
	5	NAKAYAMA Kaname	-	-	5	5	0.00
	6	AZUMA Shun	-	-	-	-	0.00
	7	YONEZAWA Atsushi	-	-	2	2	0.00
	8	TAKASAGO Susumu	-	-	-	-	0.00
	9	TANAKA Koji	1	-	2	3	0.33
	10	TAKEDA Yoshihito	-	-	1	1	0.00
	11	TANABE Tsutomu	-	-	2	2	0.00
	12	KANEDA Susumu	-	-	-	-	0.00
Team Totals			1	1	19	21	0.33


Team	Opponent Errors & Team Faults	12	9
------	-------------------------------	----	---





CUMULATIVE STATISTICS BY SKILLS

队伍个人累积技术统计

JPN - JAPAN After 1 match

Non-scoring Diggers	No	Name	Digs	Faults	Receptions	Total Attempts	Avg by Set
	1	KANAO Satoshi	5	2	-	7	1.67
	2	YOSHIDA Hitoshi	-	-	1	1	0.00
	3	MINAKAWA Tetsuo	2	-	-	2	0.67
	4	YAMAMOTO Arata	1	2	-	3	0.33
	5	NAKAYAMA Kaname	7	-	-	7	2.33
	6	AZUMA Shun	-	1	-	1	0.00
	7	YONEZAWA Atsushi	3	1	2	6	1.00
	8	TAKASAGO Susumu	6	6	1	13	2.00
	9	TANAKA Koji	8	7	-	15	2.67
	10	TAKEDA Yoshihito	-	1	1	2	0.00
	11	TANABE Tsutomu	-	1	-	1	0.00
	12	KANEDA Susumu	-	-	-	-	0.00
Team Totals			32	21	5	58	10.67

Non-scoring Setters	No	Name	Running Sets	Faults	Still Sets	Total Attempts	Avg by Set
	1	KANAO Satoshi	1	-	7	8	0.33
	2	YOSHIDA Hitoshi	4	-	13	17	1.33
	3	MINAKAWA Tetsuo	-	-	-	-	0.00
	4	YAMAMOTO Arata	-	-	-	-	0.00
	5	NAKAYAMA Kaname	8	1	22	31	2.67
	6	AZUMA Shun	-	-	-	-	0.00
	7	YONEZAWA Atsushi	3	-	4	7	1.00
	8	TAKASAGO Susumu	-	-	-	-	0.00
	9	TANAKA Koji	-	1	2	3	0.00
	10	TAKEDA Yoshihito	1	-	1	2	0.33
	11	TANABE Tsutomu	-	-	-	-	0.00
	12	KANEDA Susumu	-	-	-	-	0.00
Team Totals			17	2	49	68	5.67

Non-scoring Receivers	No	Name	Excellents	Faults	Serve Receptions	Total Attempts	Succ %
	1	KANAO Satoshi	6	1	2	9	66.67
	2	YOSHIDA Hitoshi	5	-	6	11	45.45
	3	MINAKAWA Tetsuo	-	-	-	-	0.00
	4	YAMAMOTO Arata	-	-	-	-	0.00
	5	NAKAYAMA Kaname	12	1	1	14	85.71
	6	AZUMA Shun	-	-	-	-	0.00
	7	YONEZAWA Atsushi	4	2	1	7	57.14
	8	TAKASAGO Susumu	7	1	1	9	77.78
	9	TANAKA Koji	7	1	1	9	77.78
	10	TAKEDA Yoshihito	1	-	-	1	100.00
	11	TANABE Tsutomu	-	-	-	-	0.00
	12	KANEDA Susumu	-	-	-	-	0.00
Team Totals			42	6	12	60	70.00

Legend:					
Avg	Average	Eff%	Efficiency	Succ %	Success %





CUMULATIVE STATISTICS BY SKILLS


队伍个人累积技术统计

JPN - JAPAN

After 2 matches

Scoring Spikers	No	Name	Spikes	Faults	Shots	Total Attempts	Eff %
	1	KANAO Satoshi	5	5	20	30	0.00
	2	YOSHIDA Hitoshi	1	5	8	14	0.00
	3	MINAKAWA Tetsuo	-	2	-	2	0.00
	4	YAMAMOTO Arata	4	6	8	18	0.00
	5	NAKAYAMA Kaname	-	1	12	13	0.00
	6	AZUMA Shun	-	1	1	2	0.00
	7	YONEZAWA Atsushi	4	3	27	34	2.94
	8	TAKASAGO Susumu	-	-	-	-	0.00
	9	TANAKA Koji	16	15	29	60	1.67
	10	TAKEDA Yoshihito	-	-	-	-	0.00
	11	TANABE Tsutomu	-	-	-	-	0.00
	12	KANEDA Susumu	-	-	-	-	0.00
Team Totals			30	38	105	173	0.00

Scoring Blockers	No	Name	Kill Blocks	Faults	Rebounds	Total Attempts	Avg by Set
	1	KANAO Satoshi	1	6	6	13	0.17
	2	YOSHIDA Hitoshi	-	7	6	13	0.00
	3	MINAKAWA Tetsuo	-	1	-	1	0.00
	4	YAMAMOTO Arata	1	2	1	4	0.17
	5	NAKAYAMA Kaname	1	11	6	18	0.17
	6	AZUMA Shun	-	1	1	2	0.00
	7	YONEZAWA Atsushi	-	4	5	9	0.00
	8	TAKASAGO Susumu	-	-	-	-	0.00
	9	TANAKA Koji	-	6	6	12	0.00
	10	TAKEDA Yoshihito	-	-	-	-	0.00
	11	TANABE Tsutomu	-	-	-	-	0.00
	12	KANEDA Susumu	-	-	-	-	0.00
Team Totals			3	38	31	72	0.50

Scoring Servers	No	Name	Aces	Faults	Serve Hits	Total Attempts	Avg by Set
	1	KANAO Satoshi	1	-	12	13	0.17
	2	YOSHIDA Hitoshi	-	-	7	7	0.00
	3	MINAKAWA Tetsuo	-	-	3	3	0.00
	4	YAMAMOTO Arata	-	1	7	8	0.00
	5	NAKAYAMA Kaname	-	-	12	12	0.00
	6	AZUMA Shun	-	-	-	-	0.00
	7	YONEZAWA Atsushi	1	1	8	10	0.17
	8	TAKASAGO Susumu	-	-	-	-	0.00
	9	TANAKA Koji	1	2	7	10	0.17
	10	TAKEDA Yoshihito	-	-	4	4	0.00
	11	TANABE Tsutomu	-	-	3	3	0.00
	12	KANEDA Susumu	-	-	-	-	0.00
Team Totals			3	4	63	70	0.50


Team	Opponent Errors & Team Faults	30	14
------	-------------------------------	----	----





CUMULATIVE STATISTICS BY SKILLS

队伍个人累积技术统计

JPN - JAPAN After 2 matches

Non-scoring Diggers	No	Name	Digs	Faults	Receptions	Total Attempts	Avg by Set
	1	KANAO Satoshi	13	6	1	20	2.17
	2	YOSHIDA Hitoshi	3	3	6	12	0.50
	3	MINAKAWA Tetsuo	2	-	1	3	0.33
	4	YAMAMOTO Arata	2	3	2	7	0.33
	5	NAKAYAMA Kaname	13	5	2	20	2.17
	6	AZUMA Shun	-	1	-	1	0.00
	7	YONEZAWA Atsushi	7	2	5	14	1.17
	8	TAKASAGO Susumu	12	11	5	28	2.00
	9	TANAKA Koji	17	11	2	30	2.83
	10	TAKEDA Yoshihito	-	1	1	2	0.00
	11	TANABE Tsutomu	-	1	-	1	0.00
	12	KANEDA Susumu	-	-	-	-	0.00
Team Totals			69	44	25	138	11.50

Non-scoring Setters	No	Name	Running Sets	Faults	Still Sets	Total Attempts	Avg by Set
	1	KANAO Satoshi	2	-	10	12	0.33
	2	YOSHIDA Hitoshi	6	1	47	54	1.00
	3	MINAKAWA Tetsuo	-	-	1	1	0.00
	4	YAMAMOTO Arata	-	-	-	-	0.00
	5	NAKAYAMA Kaname	10	1	55	66	1.67
	6	AZUMA Shun	-	-	-	-	0.00
	7	YONEZAWA Atsushi	3	-	7	10	0.50
	8	TAKASAGO Susumu	-	-	-	-	0.00
	9	TANAKA Koji	-	1	4	5	0.00
	10	TAKEDA Yoshihito	1	-	1	2	0.17
	11	TANABE Tsutomu	-	-	-	-	0.00
	12	KANEDA Susumu	-	-	-	-	0.00
Team Totals			22	3	125	150	3.67

Non-scoring Receivers	No	Name	Excellents	Faults	Serve Receptions	Total Attempts	Succ %
	1	KANAO Satoshi	23	2	6	31	74.19
	2	YOSHIDA Hitoshi	13	1	6	20	65.00
	3	MINAKAWA Tetsuo	-	-	-	-	0.00
	4	YAMAMOTO Arata	-	-	-	-	0.00
	5	NAKAYAMA Kaname	15	1	1	17	88.24
	6	AZUMA Shun	-	-	-	-	0.00
	7	YONEZAWA Atsushi	12	3	1	16	75.00
	8	TAKASAGO Susumu	19	1	2	22	86.36
	9	TANAKA Koji	16	1	2	19	84.21
	10	TAKEDA Yoshihito	1	-	-	1	100.00
	11	TANABE Tsutomu	-	-	-	-	0.00
	12	KANEDA Susumu	-	-	-	-	0.00
Team Totals			99	9	18	126	78.57


Legend:					
Avg	Average	Eff%	Efficiency	Succ %	Success %





CUMULATIVE STATISTICS BY SKILLS

队伍个人累积技术统计

JPN - JAPAN After 3 matches

Scoring Spikers	No	Name	Spikes	Faults	Shots	Total Attempts	Eff %
	1	KANAO Satoshi	9	12	36	57	0.00
	2	YOSHIDA Hitoshi	1	6	10	17	0.00
	3	MINAKAWA Tetsuo	-	2	-	2	0.00
	4	YAMAMOTO Arata	7	8	15	30	0.00
	5	NAKAYAMA Kaname	-	2	15	17	0.00
	6	AZUMA Shun	-	1	1	2	0.00
	7	YONEZAWA Atsushi	5	10	37	52	0.00
	8	TAKASAGO Susumu	-	-	-	-	0.00
	9	TANAKA Koji	19	16	44	79	3.80
	10	TAKEDA Yoshihito	-	-	-	-	0.00
	11	TANABE Tsutomu	-	-	-	-	0.00
	12	KANEDA Susumu	-	-	-	-	0.00
Team Totals			41	57	158	256	0.00

Scoring Blockers	No	Name	Kill Blocks	Faults	Rebounds	Total Attempts	Avg by Set
	1	KANAO Satoshi	1	7	7	15	0.11
	2	YOSHIDA Hitoshi	1	10	9	20	0.11
	3	MINAKAWA Tetsuo	-	1	-	1	0.00
	4	YAMAMOTO Arata	3	4	1	8	0.33
	5	NAKAYAMA Kaname	2	13	9	24	0.22
	6	AZUMA Shun	-	1	1	2	0.00
	7	YONEZAWA Atsushi	-	6	8	14	0.00
	8	TAKASAGO Susumu	-	-	-	-	0.00
	9	TANAKA Koji	-	9	7	16	0.00
	10	TAKEDA Yoshihito	-	-	-	-	0.00
	11	TANABE Tsutomu	-	-	-	-	0.00
	12	KANEDA Susumu	-	-	-	-	0.00
Team Totals			7	51	42	100	0.78

Scoring Servers	No	Name	Aces	Faults	Serve Hits	Total Attempts	Avg by Set
	1	KANAO Satoshi	1	-	16	17	0.11
	2	YOSHIDA Hitoshi	1	-	11	12	0.11
	3	MINAKAWA Tetsuo	-	-	3	3	0.00
	4	YAMAMOTO Arata	-	3	11	14	0.00
	5	NAKAYAMA Kaname	-	-	18	18	0.00
	6	AZUMA Shun	-	-	1	1	0.00
	7	YONEZAWA Atsushi	1	1	14	16	0.11
	8	TAKASAGO Susumu	-	-	-	-	0.00
	9	TANAKA Koji	1	3	12	16	0.11
	10	TAKEDA Yoshihito	-	-	5	5	0.00
	11	TANABE Tsutomu	-	-	3	3	0.00
	12	KANEDA Susumu	-	-	-	-	0.00
Team Totals			4	7	94	105	0.44


Team	Opponent Errors & Team Faults	48	16
------	-------------------------------	----	----





CUMULATIVE STATISTICS BY SKILLS

队伍个人累积技术统计

JPN - JAPAN After 3 matches

Non-scoring Diggers	No	Name	Digs	Faults	Receptions	Total Attempts	Avg by Set
	1	KANAO Satoshi	23	13	4	40	2.56
	2	YOSHIDA Hitoshi	5	7	9	21	0.56
	3	MINAKAWA Tetsuo	2	-	1	3	0.22
	4	YAMAMOTO Arata	5	4	3	12	0.56
	5	NAKAYAMA Kaname	23	6	8	37	2.56
	6	AZUMA Shun	-	1	1	2	0.00
	7	YONEZAWA Atsushi	20	5	7	32	2.22
	8	TAKASAGO Susumu	15	15	11	41	1.67
	9	TANAKA Koji	26	18	8	52	2.89
	10	TAKEDA Yoshihito	-	1	1	2	0.00
	11	TANABE Tsutomu	-	1	-	1	0.00
	12	KANEDA Susumu	-	-	-	-	0.00
Team Totals			119	71	53	243	13.22

Non-scoring Setters	No	Name	Running Sets	Faults	Still Sets	Total Attempts	Avg by Set
	1	KANAO Satoshi	2	-	11	13	0.22
	2	YOSHIDA Hitoshi	7	3	79	89	0.78
	3	MINAKAWA Tetsuo	-	-	1	1	0.00
	4	YAMAMOTO Arata	-	-	-	-	0.00
	5	NAKAYAMA Kaname	14	2	87	103	1.56
	6	AZUMA Shun	-	-	-	-	0.00
	7	YONEZAWA Atsushi	3	-	10	13	0.33
	8	TAKASAGO Susumu	-	-	1	1	0.00
	9	TANAKA Koji	-	1	7	8	0.00
	10	TAKEDA Yoshihito	1	-	1	2	0.11
	11	TANABE Tsutomu	-	-	-	-	0.00
	12	KANEDA Susumu	-	-	-	-	0.00
Team Totals			27	6	197	230	3.00

Non-scoring Receivers	No	Name	Excellents	Faults	Serve Receptions	Total Attempts	Succ %
	1	KANAO Satoshi	33	4	7	44	75.00
	2	YOSHIDA Hitoshi	20	2	7	29	68.97
	3	MINAKAWA Tetsuo	-	-	-	-	0.00
	4	YAMAMOTO Arata	-	-	-	-	0.00
	5	NAKAYAMA Kaname	20	3	1	24	83.33
	6	AZUMA Shun	-	-	-	-	0.00
	7	YONEZAWA Atsushi	19	3	3	25	76.00
	8	TAKASAGO Susumu	30	4	4	38	78.95
	9	TANAKA Koji	23	1	2	26	88.46
	10	TAKEDA Yoshihito	1	-	-	1	100.00
	11	TANABE Tsutomu	-	-	-	-	0.00
	12	KANEDA Susumu	-	-	-	-	0.00
Team Totals			146	17	24	187	78.07


Legend: Avg Average Eff% Efficiency Succ % Success %





CUMULATIVE STATISTICS BY SKILLS

队伍个人累积技术统计

JPN - JAPAN After 4 matches

Scoring Spikers	No	Name	Spikes	Faults	Shots	Total Attempts	Eff %
	1	KANAO Satoshi	9	12	36	57	0.00
	2	YOSHIDA Hitoshi	1	9	13	23	0.00
	3	MINAKAWA Tetsuo	3	3	2	8	0.00
	4	YAMAMOTO Arata	9	11	22	42	0.00
	5	NAKAYAMA Kaname	-	2	20	22	0.00
	6	AZUMA Shun	-	1	1	2	0.00
	7	YONEZAWA Atsushi	8	13	45	66	0.00
	8	TAKASAGO Susumu	-	-	-	-	0.00
	9	TANAKA Koji	24	23	53	100	1.00
	10	TAKEDA Yoshihito	-	-	-	-	0.00
	11	TANABE Tsutomu	-	-	-	-	0.00
	12	KANEDA Susumu	-	-	-	-	0.00
Team Totals			54	74	192	320	0.00

Scoring Blockers	No	Name	Kill Blocks	Faults	Rebounds	Total Attempts	Avg by Set
	1	KANAO Satoshi	1	7	7	15	0.08
	2	YOSHIDA Hitoshi	1	14	10	25	0.08
	3	MINAKAWA Tetsuo	-	2	2	4	0.00
	4	YAMAMOTO Arata	4	5	3	12	0.33
	5	NAKAYAMA Kaname	2	17	12	31	0.17
	6	AZUMA Shun	-	1	1	2	0.00
	7	YONEZAWA Atsushi	-	7	8	15	0.00
	8	TAKASAGO Susumu	-	-	-	-	0.00
	9	TANAKA Koji	-	10	7	17	0.00
	10	TAKEDA Yoshihito	-	-	-	-	0.00
	11	TANABE Tsutomu	-	-	-	-	0.00
	12	KANEDA Susumu	-	-	-	-	0.00
Team Totals			8	63	50	121	0.67

Scoring Servers	No	Name	Aces	Faults	Serve Hits	Total Attempts	Avg by Set
	1	KANAO Satoshi	1	-	18	19	0.08
	2	YOSHIDA Hitoshi	2	3	16	21	0.17
	3	MINAKAWA Tetsuo	-	3	6	9	0.00
	4	YAMAMOTO Arata	-	3	19	22	0.00
	5	NAKAYAMA Kaname	-	-	24	24	0.00
	6	AZUMA Shun	-	-	1	1	0.00
	7	YONEZAWA Atsushi	1	2	19	22	0.08
	8	TAKASAGO Susumu	-	-	-	-	0.00
	9	TANAKA Koji	1	3	15	19	0.08
	10	TAKEDA Yoshihito	-	-	6	6	0.00
	11	TANABE Tsutomu	-	-	3	3	0.00
	12	KANEDA Susumu	-	-	-	-	0.00
Team Totals			5	14	127	146	0.42


Team	Opponent Errors & Team Faults	72	18
------	-------------------------------	----	----





CUMULATIVE STATISTICS BY SKILLS

队伍个人累积技术统计

JPN - JAPAN After 4 matches

Non-scoring Diggers	No	Name	Digs	Faults	Receptions	Total Attempts	Avg by Set
	1	KANAO Satoshi	23	13	4	40	1.92
	2	YOSHIDA Hitoshi	7	11	15	33	0.58
	3	MINAKAWA Tetsuo	4	-	1	5	0.33
	4	YAMAMOTO Arata	10	9	6	25	0.83
	5	NAKAYAMA Kaname	29	7	16	52	2.42
	6	AZUMA Shun	-	1	1	2	0.00
	7	YONEZAWA Atsushi	25	11	10	46	2.08
	8	TAKASAGO Susumu	17	18	16	51	1.42
	9	TANAKA Koji	28	24	11	63	2.33
	10	TAKEDA Yoshihito	-	1	1	2	0.00
	11	TANABE Tsutomu	-	1	-	1	0.00
	12	KANEDA Susumu	-	-	-	-	0.00
Team Totals			143	96	81	320	11.92

Non-scoring Setters	No	Name	Running Sets	Faults	Still Sets	Total Attempts	Avg by Set
	1	KANAO Satoshi	2	-	11	13	0.17
	2	YOSHIDA Hitoshi	8	7	91	106	0.67
	3	MINAKAWA Tetsuo	-	-	3	3	0.00
	4	YAMAMOTO Arata	-	-	2	2	0.00
	5	NAKAYAMA Kaname	16	4	113	133	1.33
	6	AZUMA Shun	-	-	-	-	0.00
	7	YONEZAWA Atsushi	3	-	14	17	0.25
	8	TAKASAGO Susumu	-	-	1	1	0.00
	9	TANAKA Koji	-	1	8	9	0.00
	10	TAKEDA Yoshihito	1	-	1	2	0.08
	11	TANABE Tsutomu	-	-	-	-	0.00
	12	KANEDA Susumu	-	-	-	-	0.00
Team Totals			30	12	244	286	2.50


Non-scoring Receivers	No	Name	Excellents	Faults	Serve Receptions	Total Attempts	Succ %
	1	KANAO Satoshi	33	4	7	44	75.00
	2	YOSHIDA Hitoshi	31	5	7	43	72.09
	3	MINAKAWA Tetsuo	-	-	-	-	0.00
	4	YAMAMOTO Arata	18	1	-	19	94.74
	5	NAKAYAMA Kaname	20	3	2	25	80.00
	6	AZUMA Shun	-	-	-	-	0.00
	7	YONEZAWA Atsushi	26	4	3	33	78.79
	8	TAKASAGO Susumu	35	5	6	46	76.09
	9	TANAKA Koji	33	1	4	38	86.84
	10	TAKEDA Yoshihito	1	-	-	1	100.00
	11	TANABE Tsutomu	-	-	-	-	0.00
	12	KANEDA Susumu	-	-	-	-	0.00
Team Totals			197	23	29	249	79.12


Legend: Avg Average Eff% Efficiency Succ % Success %


CUMULATIVE STATISTICS BY SKILLS

队伍个人累积技术统计

JPN - JAPAN After 5 matches

Scoring Spikers	No	Name	Spikes	Faults	Shots	Total Attempts	Eff %
	1	KANAO Satoshi	23	15	54	92	8.70
	2	YOSHIDA Hitoshi	1	12	18	31	0.00
	3	MINAKAWA Tetsuo	3	3	2	8	0.00
	4	YAMAMOTO Arata	15	13	33	61	3.28
	5	NAKAYAMA Kaname	-	3	22	25	0.00
	6	AZUMA Shun	-	1	1	2	0.00
	7	YONEZAWA Atsushi	9	15	61	85	0.00
	8	TAKASAGO Susumu	-	-	-	-	0.00
	9	TANAKA Koji	36	33	83	152	1.97
	10	TAKEDA Yoshihito	-	-	-	-	0.00
	11	TANABE Tsutomu	-	-	-	-	0.00
	12	KANEDA Susumu	-	-	-	-	0.00
Team Totals			87	95	274	456	0.00

Scoring Blockers	No	Name	Kill Blocks	Faults	Rebounds	Total Attempts	Avg by Set
	1	KANAO Satoshi	1	10	13	24	0.07
	2	YOSHIDA Hitoshi	1	17	11	29	0.07
	3	MINAKAWA Tetsuo	-	2	2	4	0.00
	4	YAMAMOTO Arata	4	9	12	25	0.27
	5	NAKAYAMA Kaname	2	23	19	44	0.13
	6	AZUMA Shun	-	1	1	2	0.00
	7	YONEZAWA Atsushi	2	9	10	21	0.13
	8	TAKASAGO Susumu	-	-	-	-	0.00
	9	TANAKA Koji	-	12	9	21	0.00
	10	TAKEDA Yoshihito	-	-	-	-	0.00
	11	TANABE Tsutomu	-	-	-	-	0.00
	12	KANEDA Susumu	-	-	-	-	0.00
Team Totals			10	83	77	170	0.67

Scoring Servers	No	Name	Aces	Faults	Serve Hits	Total Attempts	Avg by Set
	1	KANAO Satoshi	1	-	27	28	0.07
	2	YOSHIDA Hitoshi	3	3	25	31	0.20
	3	MINAKAWA Tetsuo	-	3	6	9	0.00
	4	YAMAMOTO Arata	-	4	28	32	0.00
	5	NAKAYAMA Kaname	1	1	31	33	0.07
	6	AZUMA Shun	-	-	1	1	0.00
	7	YONEZAWA Atsushi	1	3	26	30	0.07
	8	TAKASAGO Susumu	-	-	-	-	0.00
	9	TANAKA Koji	1	4	21	26	0.07
	10	TAKEDA Yoshihito	-	-	9	9	0.00
	11	TANABE Tsutomu	1	-	9	10	0.07
	12	KANEDA Susumu	-	-	-	-	0.00
Team Totals			8	18	183	209	0.53


Team	Opponent Errors & Team Faults	95	19
------	-------------------------------	----	----





CUMULATIVE STATISTICS BY SKILLS

队伍个人累积技术统计

JPN - JAPAN After 5 matches

Non-scoring Diggers	No	Name	Digs	Faults	Receptions	Total Attempts	Avg by Set
	1	KANAO Satoshi	38	16	10	64	2.53
	2	YOSHIDA Hitoshi	14	15	18	47	0.93
	3	MINAKAWA Tetsuo	4	-	1	5	0.27
	4	YAMAMOTO Arata	17	11	8	36	1.13
	5	NAKAYAMA Kaname	45	7	19	71	3.00
	6	AZUMA Shun	-	1	1	2	0.00
	7	YONEZAWA Atsushi	36	18	14	68	2.40
	8	TAKASAGO Susumu	27	20	16	63	1.80
	9	TANAKA Koji	44	26	12	82	2.93
	10	TAKEDA Yoshihito	-	2	1	3	0.00
	11	TANABE Tsutomu	3	1	-	4	0.20
	12	KANEDA Susumu	-	-	-	-	0.00
Team Totals			228	117	100	445	15.20

Non-scoring Setters	No	Name	Running Sets	Faults	Still Sets	Total Attempts	Avg by Set
	1	KANAO Satoshi	2	-	18	20	0.13
	2	YOSHIDA Hitoshi	10	7	127	144	0.67
	3	MINAKAWA Tetsuo	-	-	3	3	0.00
	4	YAMAMOTO Arata	1	-	4	5	0.07
	5	NAKAYAMA Kaname	26	7	154	187	1.73
	6	AZUMA Shun	-	-	-	-	0.00
	7	YONEZAWA Atsushi	3	2	18	23	0.20
	8	TAKASAGO Susumu	-	-	3	3	0.00
	9	TANAKA Koji	1	1	14	16	0.07
	10	TAKEDA Yoshihito	1	-	2	3	0.07
	11	TANABE Tsutomu	-	-	-	-	0.00
	12	KANEDA Susumu	-	-	-	-	0.00
Team Totals			44	17	343	404	2.93

Non-scoring Receivers	No	Name	Excellents	Faults	Serve Receptions	Total Attempts	Succ %
	1	KANAO Satoshi	46	5	8	59	77.97
	2	YOSHIDA Hitoshi	43	7	7	57	75.44
	3	MINAKAWA Tetsuo	-	-	-	-	0.00
	4	YAMAMOTO Arata	18	1	-	19	94.74
	5	NAKAYAMA Kaname	28	3	2	33	84.85
	6	AZUMA Shun	-	-	-	-	0.00
	7	YONEZAWA Atsushi	34	4	4	42	80.95
	8	TAKASAGO Susumu	41	5	8	54	75.93
	9	TANAKA Koji	42	1	6	49	85.71
	10	TAKEDA Yoshihito	3	-	-	3	100.00
	11	TANABE Tsutomu	-	-	-	-	0.00
	12	KANEDA Susumu	-	-	-	-	0.00
Team Totals			255	26	35	316	80.70

Legend: Avg Average Eff% Efficiency Succ % Success %





CUMULATIVE STATISTICS BY SKILLS


队伍个人累积技术统计

RUS - RUSSIAN FEDERATION

After 1 match

Scoring Spikers	No	Name	Spikes	Faults	Shots	Total Attempts	Eff %
	1	BUKIN Tanatkan	-	-	-	-	0.00
	2	POZDEEV Sergey	-	-	-	-	0.00
	3	MILENIN Viktor	11	8	11	30	10.00
	4	YAKUNIN Sergey	2	-	4	6	33.33
	5	UPOROV Sergey	-	-	-	-	0.00
	6	VOLKOV Alexey	-	-	-	-	0.00
	7	GORDIYENKO Dmitriy	8	3	12	23	21.74
	8	KUZOVNIKOV Evgeny	-	-	-	-	0.00
	9	LAVRINOVICH Andrey	5	6	15	26	0.00
	10	BAYCHIK Alexander	8	-	6	14	57.14
	11	TIMCHENKO Maksim	-	-	-	-	0.00
	12	SAVICHEV Alexander	4	5	4	13	0.00
Team Totals			38	22	52	112	14.29

Scoring Blockers	No	Name	Kill Blocks	Faults	Rebounds	Total Attempts	Avg by Set
	1	BUKIN Tanatkan	-	-	-	-	0.00
	2	POZDEEV Sergey	-	-	-	-	0.00
	3	MILENIN Viktor	4	5	14	23	1.33
	4	YAKUNIN Sergey	-	4	6	10	0.00
	5	UPOROV Sergey	-	-	-	-	0.00
	6	VOLKOV Alexey	-	-	-	-	0.00
	7	GORDIYENKO Dmitriy	-	1	3	4	0.00
	8	KUZOVNIKOV Evgeny	-	-	-	-	0.00
	9	LAVRINOVICH Andrey	2	1	3	6	0.67
	10	BAYCHIK Alexander	1	5	1	7	0.33
	11	TIMCHENKO Maksim	-	-	-	-	0.00
	12	SAVICHEV Alexander	6	7	12	25	2.00
Team Totals			13	23	39	75	4.33

Scoring Servers	No	Name	Aces	Faults	Serve Hits	Total Attempts	Avg by Set
	1	BUKIN Tanatkan	-	-	-	-	0.00
	2	POZDEEV Sergey	-	-	-	-	0.00
	3	MILENIN Viktor	2	3	11	16	0.67
	4	YAKUNIN Sergey	-	-	16	16	0.00
	5	UPOROV Sergey	-	-	-	-	0.00
	6	VOLKOV Alexey	-	-	-	-	0.00
	7	GORDIYENKO Dmitriy	-	-	13	13	0.00
	8	KUZOVNIKOV Evgeny	-	-	-	-	0.00
	9	LAVRINOVICH Andrey	-	-	11	11	0.00
	10	BAYCHIK Alexander	-	-	7	7	0.00
	11	TIMCHENKO Maksim	-	-	-	-	0.00
	12	SAVICHEV Alexander	-	-	11	11	0.00
Team Totals			2	3	69	74	0.67

Team	Opponent Errors & Team Faults	22	1
------	-------------------------------	----	---





CUMULATIVE STATISTICS BY SKILLS


队伍个人累积技术统计

RUS - RUSSIAN FEDERATION

After 1 match

Non-scoring Diggers	No	Name	Digs	Faults	Receptions	Total Attempts	Avg by Set
	1	BUKIN Tanatkan	-	-	-	-	0.00
	2	POZDEEV Sergey	-	-	-	-	0.00
	3	MILENIN Viktor	11	1	1	13	3.67
	4	YAKUNIN Sergey	9	-	3	12	3.00
	5	UPOROV Sergey	-	-	-	-	0.00
	6	VOLKOV Alexey	3	1	-	4	1.00
	7	GORDIYENKO Dmitriy	7	3	1	11	2.33
	8	KUZOVNIKOV Evgeny	-	-	-	-	0.00
	9	LAVRINOVICH Andrey	8	2	3	13	2.67
	10	BAYCHIK Alexander	7	6	1	14	2.33
	11	TIMCHENKO Maksim	-	-	-	-	0.00
	12	SAVICHEV Alexander	9	3	5	17	3.00
Team Totals			54	16	14	84	18.00

Non-scoring Setters	No	Name	Running Sets	Faults	Still Sets	Total Attempts	Avg by Set
	1	BUKIN Tanatkan	-	-	-	-	0.00
	2	POZDEEV Sergey	-	-	-	-	0.00
	3	MILENIN Viktor	-	-	5	5	0.00
	4	YAKUNIN Sergey	2	1	49	52	0.67
	5	UPOROV Sergey	-	-	-	-	0.00
	6	VOLKOV Alexey	-	-	-	-	0.00
	7	GORDIYENKO Dmitriy	-	-	7	7	0.00
	8	KUZOVNIKOV Evgeny	-	-	-	-	0.00
	9	LAVRINOVICH Andrey	2	-	1	3	0.67
	10	BAYCHIK Alexander	2	-	21	23	0.67
	11	TIMCHENKO Maksim	-	-	-	-	0.00
	12	SAVICHEV Alexander	-	-	1	1	0.00
Team Totals			6	1	84	91	2.00

Non-scoring Receivers	No	Name	Excellents	Faults	Serve Receptions	Total Attempts	Succ %
	1	BUKIN Tanatkan	-	-	-	-	0.00
	2	POZDEEV Sergey	-	-	-	-	0.00
	3	MILENIN Viktor	6	-	-	6	100.00
	4	YAKUNIN Sergey	13	-	-	13	100.00
	5	UPOROV Sergey	-	-	-	-	0.00
	6	VOLKOV Alexey	4	-	-	4	100.00
	7	GORDIYENKO Dmitriy	5	-	1	6	83.33
	8	KUZOVNIKOV Evgeny	-	-	-	-	0.00
	9	LAVRINOVICH Andrey	7	1	-	8	87.50
	10	BAYCHIK Alexander	13	-	2	15	86.67
	11	TIMCHENKO Maksim	-	-	-	-	0.00
	12	SAVICHEV Alexander	4	-	1	5	80.00
Team Totals			52	1	4	57	91.23

Legend: Avg Average Eff% Efficiency Succ % Success %





CUMULATIVE STATISTICS BY SKILLS


队伍个人累积技术统计

RUS - RUSSIAN FEDERATION

After 2 matches

Scoring Spikers	No	Name	Spikes	Faults	Shots	Total Attempts	Eff %
	1	BUKIN Tanatkan	-	1	1	2	0.00
	2	POZDEEV Sergey	-	-	-	-	0.00
	3	MILENIN Viktor	20	11	16	47	19.15
	4	YAKUNIN Sergey	2	-	5	7	28.57
	5	UPOROV Sergey	-	-	-	-	0.00
	6	VOLKOV Alexey	-	-	-	-	0.00
	7	GORDIYENKO Dmitriy	20	6	24	50	28.00
	8	KUZOVNIKOV Evgeny	-	-	-	-	0.00
	9	LAVRINOVICH Andrey	11	9	19	39	5.13
	10	BAYCHIK Alexander	11	-	7	18	61.11
	11	TIMCHENKO Maksim	-	-	-	-	0.00
	12	SAVICHEV Alexander	12	6	6	24	25.00
Team Totals			76	33	78	187	22.99

Scoring Blockers	No	Name	Kill Blocks	Faults	Rebounds	Total Attempts	Avg by Set
	1	BUKIN Tanatkan	-	-	-	-	0.00
	2	POZDEEV Sergey	-	1	-	1	0.00
	3	MILENIN Viktor	8	8	19	35	1.33
	4	YAKUNIN Sergey	1	5	9	15	0.17
	5	UPOROV Sergey	-	-	-	-	0.00
	6	VOLKOV Alexey	-	-	-	-	0.00
	7	GORDIYENKO Dmitriy	1	1	3	5	0.17
	8	KUZOVNIKOV Evgeny	-	-	-	-	0.00
	9	LAVRINOVICH Andrey	2	3	4	9	0.33
	10	BAYCHIK Alexander	4	5	7	16	0.67
	11	TIMCHENKO Maksim	-	-	-	-	0.00
	12	SAVICHEV Alexander	11	11	16	38	1.83
Team Totals			27	34	58	119	4.50

Scoring Servers	No	Name	Aces	Faults	Serve Hits	Total Attempts	Avg by Set
	1	BUKIN Tanatkan	-	-	-	-	0.00
	2	POZDEEV Sergey	-	1	-	1	0.00
	3	MILENIN Viktor	3	3	23	29	0.50
	4	YAKUNIN Sergey	1	-	30	31	0.17
	5	UPOROV Sergey	-	-	-	-	0.00
	6	VOLKOV Alexey	-	-	-	-	0.00
	7	GORDIYENKO Dmitriy	-	-	26	26	0.00
	8	KUZOVNIKOV Evgeny	-	-	-	-	0.00
	9	LAVRINOVICH Andrey	-	-	21	21	0.00
	10	BAYCHIK Alexander	2	1	14	17	0.33
	11	TIMCHENKO Maksim	-	-	-	-	0.00
	12	SAVICHEV Alexander	1	1	21	23	0.17
Team Totals			7	6	135	148	1.17

Team	Opponent Errors & Team Faults	40	1
------	-------------------------------	----	---





CUMULATIVE STATISTICS BY SKILLS


队伍个人累积技术统计

RUS - RUSSIAN FEDERATION

After 2 matches

Non-scoring Diggers	No	Name	Digs	Faults	Receptions	Total Attempts	Avg by Set
	1	BUKIN Tanatkan	-	-	-	-	0.00
	2	POZDEEV Sergey	1	-	-	1	0.17
	3	MILENIN Viktor	19	1	3	23	3.17
	4	YAKUNIN Sergey	20	1	5	26	3.33
	5	UPOROV Sergey	-	-	-	-	0.00
	6	VOLKOV Alexey	6	1	-	7	1.00
	7	GORDIYENKO Dmitriy	9	5	6	20	1.50
	8	KUZOVNIKOV Evgeny	-	-	-	-	0.00
	9	LAVRINOVICH Andrey	20	5	6	31	3.33
	10	BAYCHIK Alexander	13	8	1	22	2.17
	11	TIMCHENKO Maksim	-	-	-	-	0.00
	12	SAVICHEV Alexander	15	3	6	24	2.50
Team Totals			103	24	27	154	17.17

Non-scoring Setters	No	Name	Running Sets	Faults	Still Sets	Total Attempts	Avg by Set
	1	BUKIN Tanatkan	-	-	-	-	0.00
	2	POZDEEV Sergey	-	1	3	4	0.00
	3	MILENIN Viktor	-	-	8	8	0.00
	4	YAKUNIN Sergey	6	1	84	91	1.00
	5	UPOROV Sergey	-	-	-	-	0.00
	6	VOLKOV Alexey	-	-	-	-	0.00
	7	GORDIYENKO Dmitriy	-	-	10	10	0.00
	8	KUZOVNIKOV Evgeny	-	-	-	-	0.00
	9	LAVRINOVICH Andrey	2	-	1	3	0.33
	10	BAYCHIK Alexander	3	-	33	36	0.50
	11	TIMCHENKO Maksim	-	-	-	-	0.00
	12	SAVICHEV Alexander	-	1	3	4	0.00
Team Totals			11	3	142	156	1.83

Non-scoring Receivers	No	Name	Excellents	Faults	Serve Receptions	Total Attempts	Succ %
	1	BUKIN Tanatkan	-	-	-	-	0.00
	2	POZDEEV Sergey	-	-	-	-	0.00
	3	MILENIN Viktor	14	-	-	14	100.00
	4	YAKUNIN Sergey	13	-	-	13	100.00
	5	UPOROV Sergey	-	-	-	-	0.00
	6	VOLKOV Alexey	7	-	-	7	100.00
	7	GORDIYENKO Dmitriy	9	-	1	10	90.00
	8	KUZOVNIKOV Evgeny	-	-	-	-	0.00
	9	LAVRINOVICH Andrey	11	1	1	13	84.62
	10	BAYCHIK Alexander	23	1	3	27	85.19
	11	TIMCHENKO Maksim	-	-	-	-	0.00
	12	SAVICHEV Alexander	7	-	1	8	87.50
Team Totals			84	2	6	92	91.30

Legend:					
Avg	Average	Eff%	Efficiency	Succ %	Success %





CUMULATIVE STATISTICS BY SKILLS


队伍个人累积技术统计

RUS - RUSSIAN FEDERATION

After 3 matches

Scoring Spikers	No	Name	Spikes	Faults	Shots	Total Attempts	Eff %
	1	BUKIN Tanatkan	-	1	1	2	0.00
	2	POZDEEV Sergey	-	-	-	-	0.00
	3	MILENIN Viktor	35	22	41	98	13.27
	4	YAKUNIN Sergey	3	-	7	10	30.00
	5	UPOROV Sergey	-	-	-	-	0.00
	6	VOLKOV Alexey	-	-	-	-	0.00
	7	GORDIYENKO Dmitriy	31	15	48	94	17.02
	8	KUZOVNIKOV Evgeny	-	-	-	-	0.00
	9	LAVRINOVICH Andrey	16	17	31	64	0.00
	10	BAYCHIK Alexander	13	1	22	36	33.33
	11	TIMCHENKO Maksim	-	-	-	-	0.00
	12	SAVICHEV Alexander	19	13	15	47	12.77
Team Totals			117	69	165	351	13.68

Scoring Blockers	No	Name	Kill Blocks	Faults	Rebounds	Total Attempts	Avg by Set
	1	BUKIN Tanatkan	-	-	-	-	0.00
	2	POZDEEV Sergey	-	1	-	1	0.00
	3	MILENIN Viktor	12	19	33	64	1.20
	4	YAKUNIN Sergey	1	10	12	23	0.10
	5	UPOROV Sergey	-	-	-	-	0.00
	6	VOLKOV Alexey	-	-	-	-	0.00
	7	GORDIYENKO Dmitriy	1	5	6	12	0.10
	8	KUZOVNIKOV Evgeny	-	-	-	-	0.00
	9	LAVRINOVICH Andrey	2	5	7	14	0.20
	10	BAYCHIK Alexander	5	7	11	23	0.50
	11	TIMCHENKO Maksim	-	-	-	-	0.00
	12	SAVICHEV Alexander	16	19	31	66	1.60
Team Totals			37	66	100	203	3.70

Scoring Servers	No	Name	Aces	Faults	Serve Hits	Total Attempts	Avg by Set
	1	BUKIN Tanatkan	-	-	-	-	0.00
	2	POZDEEV Sergey	-	1	-	1	0.00
	3	MILENIN Viktor	6	6	33	45	0.60
	4	YAKUNIN Sergey	2	-	47	49	0.20
	5	UPOROV Sergey	-	-	-	-	0.00
	6	VOLKOV Alexey	-	-	-	-	0.00
	7	GORDIYENKO Dmitriy	1	3	35	39	0.10
	8	KUZOVNIKOV Evgeny	-	-	-	-	0.00
	9	LAVRINOVICH Andrey	-	2	31	33	0.00
	10	BAYCHIK Alexander	3	2	21	26	0.30
	11	TIMCHENKO Maksim	-	-	-	-	0.00
	12	SAVICHEV Alexander	1	3	36	40	0.10
Team Totals			13	17	203	233	1.30

Team	Opponent Errors & Team Faults	67	7
------	-------------------------------	----	---





CUMULATIVE STATISTICS BY SKILLS


队伍个人累积技术统计

RUS - RUSSIAN FEDERATION

After 3 matches

Non-scoring Diggers	No	Name	Digs	Faults	Receptions	Total Attempts	Avg by Set
	1	BUKIN Tanatkan	-	-	-	-	0.00
	2	POZDEEV Sergey	1	-	-	1	0.10
	3	MILENIN Viktor	28	3	7	38	2.80
	4	YAKUNIN Sergey	43	2	8	53	4.30
	5	UPOROV Sergey	-	-	-	-	0.00
	6	VOLKOV Alexey	14	1	4	19	1.40
	7	GORDIYENKO Dmitriy	18	6	7	31	1.80
	8	KUZOVNIKOV Evgeny	-	-	-	-	0.00
	9	LAVRINOVICH Andrey	33	6	7	46	3.30
	10	BAYCHIK Alexander	28	8	3	39	2.80
	11	TIMCHENKO Maksim	-	-	-	-	0.00
	12	SAVICHEV Alexander	23	4	7	34	2.30
Team Totals			188	30	43	261	18.80

Non-scoring Setters	No	Name	Running Sets	Faults	Still Sets	Total Attempts	Avg by Set
	1	BUKIN Tanatkan	-	-	-	-	0.00
	2	POZDEEV Sergey	-	1	3	4	0.00
	3	MILENIN Viktor	-	-	15	15	0.00
	4	YAKUNIN Sergey	12	1	178	191	1.20
	5	UPOROV Sergey	-	-	-	-	0.00
	6	VOLKOV Alexey	-	-	2	2	0.00
	7	GORDIYENKO Dmitriy	-	-	11	11	0.00
	8	KUZOVNIKOV Evgeny	-	-	-	-	0.00
	9	LAVRINOVICH Andrey	2	-	4	6	0.20
	10	BAYCHIK Alexander	3	-	52	55	0.30
	11	TIMCHENKO Maksim	-	-	-	-	0.00
	12	SAVICHEV Alexander	1	1	6	8	0.10
Team Totals			18	3	271	292	1.80

Non-scoring Receivers	No	Name	Excellents	Faults	Serve Receptions	Total Attempts	Succ %
	1	BUKIN Tanatkan	-	-	-	-	0.00
	2	POZDEEV Sergey	-	-	-	-	0.00
	3	MILENIN Viktor	21	-	-	21	100.00
	4	YAKUNIN Sergey	14	-	-	14	100.00
	5	UPOROV Sergey	-	-	-	-	0.00
	6	VOLKOV Alexey	23	1	-	24	95.83
	7	GORDIYENKO Dmitriy	20	-	1	21	95.24
	8	KUZOVNIKOV Evgeny	-	-	-	-	0.00
	9	LAVRINOVICH Andrey	28	1	1	30	93.33
	10	BAYCHIK Alexander	35	1	3	39	89.74
	11	TIMCHENKO Maksim	-	-	-	-	0.00
	12	SAVICHEV Alexander	18	1	2	21	85.71
Team Totals			159	4	7	170	93.53

Legend: Avg Average Eff% Efficiency Succ % Success %





CUMULATIVE STATISTICS BY SKILLS


队伍个人累积技术统计

RUS - RUSSIAN FEDERATION

After 4 matches

Scoring Spikers	No	Name	Spikes	Faults	Shots	Total Attempts	Eff %
	1	BUKIN Tanatkan	-	1	1	2	0.00
	2	POZDEEV Sergey	-	-	-	-	0.00
	3	MILENIN Viktor	44	27	54	125	13.60
	4	YAKUNIN Sergey	3	2	9	14	7.14
	5	UPOROV Sergey	-	-	-	-	0.00
	6	VOLKOV Alexey	-	-	-	-	0.00
	7	GORDIYENKO Dmitriy	38	18	61	117	17.09
	8	KUZOVNIKOV Evgeny	-	-	-	-	0.00
	9	LAVRINOVICH Andrey	18	22	44	84	0.00
	10	BAYCHIK Alexander	15	3	29	47	25.53
	11	TIMCHENKO Maksim	-	-	-	-	0.00
	12	SAVICHEV Alexander	27	21	22	70	8.57
Team Totals			145	94	220	459	11.11

Scoring Blockers	No	Name	Kill Blocks	Faults	Rebounds	Total Attempts	Avg by Set
	1	BUKIN Tanatkan	-	-	-	-	0.00
	2	POZDEEV Sergey	-	1	-	1	0.00
	3	MILENIN Viktor	14	23	37	74	1.08
	4	YAKUNIN Sergey	2	12	18	32	0.15
	5	UPOROV Sergey	-	-	-	-	0.00
	6	VOLKOV Alexey	-	-	-	-	0.00
	7	GORDIYENKO Dmitriy	1	8	9	18	0.08
	8	KUZOVNIKOV Evgeny	-	-	-	-	0.00
	9	LAVRINOVICH Andrey	3	8	12	23	0.23
	10	BAYCHIK Alexander	5	10	17	32	0.38
	11	TIMCHENKO Maksim	-	-	-	-	0.00
	12	SAVICHEV Alexander	19	23	39	81	1.46
Team Totals			44	85	132	261	3.38

Scoring Servers	No	Name	Aces	Faults	Serve Hits	Total Attempts	Avg by Set
	1	BUKIN Tanatkan	-	-	-	-	0.00
	2	POZDEEV Sergey	-	1	1	2	0.00
	3	MILENIN Viktor	7	9	40	56	0.54
	4	YAKUNIN Sergey	3	2	55	60	0.23
	5	UPOROV Sergey	-	-	-	-	0.00
	6	VOLKOV Alexey	-	-	-	-	0.00
	7	GORDIYENKO Dmitriy	1	4	42	47	0.08
	8	KUZOVNIKOV Evgeny	-	-	-	-	0.00
	9	LAVRINOVICH Andrey	-	3	39	42	0.00
	10	BAYCHIK Alexander	3	4	28	35	0.23
	11	TIMCHENKO Maksim	-	-	-	-	0.00
	12	SAVICHEV Alexander	1	5	42	48	0.08
Team Totals			15	28	247	290	1.15

Team	Opponent Errors & Team Faults	85	12
------	-------------------------------	----	----





CUMULATIVE STATISTICS BY SKILLS


队伍个人累积技术统计

RUS - RUSSIAN FEDERATION

After 4 matches

Non-scoring Diggers	No	Name	Digs	Faults	Receptions	Total Attempts	Avg by Set
	1	BUKIN Tanatkan	-	-	-	-	0.00
	2	POZDEEV Sergey	1	-	-	1	0.08
	3	MILENIN Viktor	30	5	9	44	2.31
	4	YAKUNIN Sergey	54	4	9	67	4.15
	5	UPOROV Sergey	-	-	-	-	0.00
	6	VOLKOV Alexey	20	1	5	26	1.54
	7	GORDIYENKO Dmitriy	25	8	11	44	1.92
	8	KUZOVNIKOV Evgeny	-	-	-	-	0.00
	9	LAVRINOVICH Andrey	42	8	10	60	3.23
	10	BAYCHIK Alexander	34	8	4	46	2.62
	11	TIMCHENKO Maksim	-	-	-	-	0.00
	12	SAVICHEV Alexander	36	6	7	49	2.77
Team Totals			242	40	55	337	18.62

Non-scoring Setters	No	Name	Running Sets	Faults	Still Sets	Total Attempts	Avg by Set
	1	BUKIN Tanatkan	-	-	-	-	0.00
	2	POZDEEV Sergey	1	2	6	9	0.08
	3	MILENIN Viktor	-	-	17	17	0.00
	4	YAKUNIN Sergey	26	3	218	247	2.00
	5	UPOROV Sergey	-	-	-	-	0.00
	6	VOLKOV Alexey	-	-	3	3	0.00
	7	GORDIYENKO Dmitriy	-	1	14	15	0.00
	8	KUZOVNIKOV Evgeny	-	-	-	-	0.00
	9	LAVRINOVICH Andrey	2	-	7	9	0.15
	10	BAYCHIK Alexander	5	-	68	73	0.38
	11	TIMCHENKO Maksim	-	-	-	-	0.00
	12	SAVICHEV Alexander	1	1	8	10	0.08
Team Totals			35	7	341	383	2.69

Non-scoring Receivers	No	Name	Excellents	Faults	Serve Receptions	Total Attempts	Succ %
	1	BUKIN Tanatkan	-	-	-	-	0.00
	2	POZDEEV Sergey	-	-	-	-	0.00
	3	MILENIN Viktor	25	-	-	25	100.00
	4	YAKUNIN Sergey	21	-	-	21	100.00
	5	UPOROV Sergey	-	-	-	-	0.00
	6	VOLKOV Alexey	34	2	1	37	91.89
	7	GORDIYENKO Dmitriy	26	-	2	28	92.86
	8	KUZOVNIKOV Evgeny	-	-	-	-	0.00
	9	LAVRINOVICH Andrey	38	1	4	43	88.37
	10	BAYCHIK Alexander	40	1	5	46	86.96
	11	TIMCHENKO Maksim	-	-	-	-	0.00
	12	SAVICHEV Alexander	27	1	2	30	90.00
Team Totals			211	5	14	230	91.74

Legend: Avg Average Eff% Efficiency Succ % Success %





CUMULATIVE STATISTICS BY SKILLS


队伍个人累积技术统计

RUS - RUSSIAN FEDERATION

After 5 matches

Scoring Spikers	No	Name	Spikes	Faults	Shots	Total Attempts	Eff %
	1	BUKIN Tanatkan	-	1	1	2	0.00
	2	POZDEEV Sergey	-	-	-	-	0.00
	3	MILENIN Viktor	56	32	78	166	14.46
	4	YAKUNIN Sergey	4	3	14	21	4.76
	5	UPOROV Sergey	-	-	-	-	0.00
	6	VOLKOV Alexey	-	-	-	-	0.00
	7	GORDIYENKO Dmitriy	58	26	87	171	18.71
	8	KUZOVNIKOV Evgeny	-	-	-	-	0.00
	9	LAVRINOVICH Andrey	27	28	54	109	0.00
	10	BAYCHIK Alexander	17	5	41	63	19.05
	11	TIMCHENKO Maksim	-	-	-	-	0.00
	12	SAVICHEV Alexander	37	31	39	107	5.61
Team Totals			199	126	314	639	11.42

Scoring Blockers	No	Name	Kill Blocks	Faults	Rebounds	Total Attempts	Avg by Set
	1	BUKIN Tanatkan	-	-	-	-	0.00
	2	POZDEEV Sergey	-	1	-	1	0.00
	3	MILENIN Viktor	17	34	44	95	0.94
	4	YAKUNIN Sergey	2	15	33	50	0.11
	5	UPOROV Sergey	-	-	-	-	0.00
	6	VOLKOV Alexey	-	-	-	-	0.00
	7	GORDIYENKO Dmitriy	3	9	18	30	0.17
	8	KUZOVNIKOV Evgeny	-	-	-	-	0.00
	9	LAVRINOVICH Andrey	7	9	20	36	0.39
	10	BAYCHIK Alexander	5	12	26	43	0.28
	11	TIMCHENKO Maksim	-	-	-	-	0.00
	12	SAVICHEV Alexander	27	29	51	107	1.50
Team Totals			61	109	192	362	3.39

Scoring Servers	No	Name	Aces	Faults	Serve Hits	Total Attempts	Avg by Set
	1	BUKIN Tanatkan	-	-	-	-	0.00
	2	POZDEEV Sergey	-	1	1	2	0.00
	3	MILENIN Viktor	7	10	65	82	0.39
	4	YAKUNIN Sergey	4	3	71	78	0.22
	5	UPOROV Sergey	-	-	-	-	0.00
	6	VOLKOV Alexey	-	-	-	-	0.00
	7	GORDIYENKO Dmitriy	2	5	56	63	0.11
	8	KUZOVNIKOV Evgeny	-	-	-	-	0.00
	9	LAVRINOVICH Andrey	-	4	57	61	0.00
	10	BAYCHIK Alexander	3	4	41	48	0.17
	11	TIMCHENKO Maksim	-	-	-	-	0.00
	12	SAVICHEV Alexander	1	5	54	60	0.06
Team Totals			17	32	345	394	0.94

Team	Opponent Errors & Team Faults	118	17
------	-------------------------------	-----	----





CUMULATIVE STATISTICS BY SKILLS


队伍个人累积技术统计

RUS - RUSSIAN FEDERATION

After 5 matches

Non-scoring Diggers	No	Name	Digs	Faults	Receptions	Total Attempts	Avg by Set
	1	BUKIN Tanatkan	-	-	-	-	0.00
	2	POZDEEV Sergey	1	-	-	1	0.06
	3	MILENIN Viktor	50	6	13	69	2.78
	4	YAKUNIN Sergey	71	9	12	92	3.94
	5	UPOROV Sergey	-	-	-	-	0.00
	6	VOLKOV Alexey	39	5	9	53	2.17
	7	GORDIYENKO Dmitriy	37	11	13	61	2.06
	8	KUZOVNIKOV Evgeny	-	-	-	-	0.00
	9	LAVRINOVICH Andrey	54	12	13	79	3.00
	10	BAYCHIK Alexander	47	12	6	65	2.61
	11	TIMCHENKO Maksim	-	-	-	-	0.00
	12	SAVICHEV Alexander	51	9	13	73	2.83
Team Totals			350	64	79	493	19.44

Non-scoring Setters	No	Name	Running Sets	Faults	Still Sets	Total Attempts	Avg by Set
	1	BUKIN Tanatkan	-	-	-	-	0.00
	2	POZDEEV Sergey	1	2	6	9	0.06
	3	MILENIN Viktor	-	1	25	26	0.00
	4	YAKUNIN Sergey	34	4	298	336	1.89
	5	UPOROV Sergey	-	-	-	-	0.00
	6	VOLKOV Alexey	-	-	9	9	0.00
	7	GORDIYENKO Dmitriy	-	1	20	21	0.00
	8	KUZOVNIKOV Evgeny	-	-	-	-	0.00
	9	LAVRINOVICH Andrey	2	-	14	16	0.11
	10	BAYCHIK Alexander	5	1	97	103	0.28
	11	TIMCHENKO Maksim	-	-	-	-	0.00
	12	SAVICHEV Alexander	1	1	13	15	0.06
Team Totals			43	10	482	535	2.39

Non-scoring Receivers	No	Name	Excellents	Faults	Serve Receptions	Total Attempts	Succ %
	1	BUKIN Tanatkan	-	-	-	-	0.00
	2	POZDEEV Sergey	-	-	-	-	0.00
	3	MILENIN Viktor	36	-	-	36	100.00
	4	YAKUNIN Sergey	28	-	-	28	100.00
	5	UPOROV Sergey	-	-	-	-	0.00
	6	VOLKOV Alexey	55	3	3	61	90.16
	7	GORDIYENKO Dmitriy	29	1	3	33	87.88
	8	KUZOVNIKOV Evgeny	-	-	-	-	0.00
	9	LAVRINOVICH Andrey	46	1	4	51	90.20
	10	BAYCHIK Alexander	46	1	5	52	88.46
	11	TIMCHENKO Maksim	-	-	-	-	0.00
	12	SAVICHEV Alexander	49	2	4	55	89.09
Team Totals			289	8	19	316	91.46

Legend: Avg Average Eff% Efficiency Succ % Success %



UNIFORM COLOURS As of 12 SEP 2008

比赛服颜色

O-1

Date	Start Time	Match No.	Phase	Teams - Colours		Location
SAT 13 SEP	12:00	17	7-8 Classification	JPN -BLACK	vs IRQ -GREEN	CAU Gymnasium
	18:00	18	5-6 Classification	CHN -WHITE	vs BRA -YELLOW	CAU Gymnasium
MON 15 SEP	16:00	19	Bronze Medal	EGY -RED	vs RUS -BLUE	CAU Gymnasium
	18:00	20	Gold Medal	BIH -BLUE	vs IRI -GREEN	CAU Gymnasium



START LIST

参赛名单

BIH vs IRI

P1

First Referee: FELDSHTEYN Viktor (UKR)

Second Referee: PLESNIK Janko (SLO)

BIH - BOSNIA & HERZEGOVINA Uniform Colour: BLUE

No	C/L	Name	Sport Class	Date of Birth	Tournament Totals				
					Spike	Block	Serve	Total	%
1		GODINJAK Ismet	D	17 MAR 1973	22	10	5	37	17.13
2		MANKO Adnan	D	16 JAN 1977	25	9	1	35	16.20
3		MEHMEDOVIC Ejub	D	18 OCT 1968	2	1	1	4	1.85
4		DURMISEVIC Esad	D	22 JAN 1972	1	0	0	1	0.46
5		MEDIC Asim	MD	3 AUG 1969	14	9	0	23	10.65
6		DURAN Mirzet	D	13 OCT 1986	12	3	1	16	7.41
7		MAHMIC Zikret	D	4 JAN 1971	0	0	0	0	0.00
8		HAMZIC Dzevad	D	4 SEP 1968	4	0	0	4	1.85
9	L	JUSUFOVIC Hidaet	D	9 DEC 1973	0	0	0	0	0.00
10		ALIBASIC Safet	D	21 DEC 1982	36	24	1	61	28.24
11	C	DELALIC Sabahudin	D	17 AUG 1972	9	5	3	17	7.87
12		JUSUFOVIC Ermin	D	31 MAY 1981	13	5	0	18	8.33

Head Coach: HRUSTEMOVIC Mirza (BIH)

Assistant: ALIC Nevzet (BIH)

Results in these
Paralympic Games

Phase	Opponent	Sets	Points per Set
Semifinals	EGY	3 - 0	25-18, 25-21, 25-20
Preliminary-Pool A	RUS	3 - 1	25-21, 25-22, 18-25, 25-16
Preliminary-Pool A	IRQ	3 - 0	25-6, 25-14, 25-16
Preliminary-Pool A	CHN	3 - 0	25-14, 25-22, 25-17

IRI - I. R. of IRAN Uniform Colour: GREEN

No	C/L	Name	Sport Class	Date of Birth	Tournament Totals				
					Spike	Block	Serve	Total	%
1		HOSSEINI FAR Seyed M.	D	4 APR 1972	4	0	0	4	2.03
2		RAHIMI Mohammad Resa	D	12 OCT 1971	3	2	2	7	3.55
3		PEIDAYESH Reza	D	5 SEP 1978	16	5	0	21	10.66
4		ALIPOURIAN Davood	D	6 MAY 1985	22	11	5	38	19.29
5		HAMID ZAGEH Mahdi	D	21 DEC 1980	3	0	1	4	2.03
6		HASSANPOUR Naser	D	30 MAR 1974	3	2	0	5	2.54
7		BIGDELI Sadegh	D	26 FEB 1984	14	2	2	18	9.14
8	C	EIMERY Jalil	D	21 SEP 1972	15	6	6	27	13.71
9		EBRAHIMIBALADEZAEI S.	MD	1 JUL 1979	18	3	2	23	11.68
10		ZIRAHY Isa	D	4 JUN 1979	30	4	1	35	17.77
11	L	SALEHI HAJIKOLAEI Ramzan	D	11 MAR 1979	0	0	0	0	0.00
12		KHALEGHI Mohammad	D	23 OCT 1981	7	7	1	15	7.61

Head Coach: REZAEI GARKANI Hadi (IRI)

Assistant: SAEBI Farid (IRI)

Results in these
Paralympic Games

Phase	Opponent	Sets	Points per Set
Semifinals	RUS	3 - 0	25-22, 25-13, 25-20
Preliminary-Pool B	EGY	3 - 0	27-25, 25-12, 25-18
Preliminary-Pool B	BRA	3 - 0	25-9, 25-11, 25-8
Preliminary-Pool B	JPN	3 - 0	25-7, 25-7, 25-5

Legend:

% Percent of total team scoring C Team Captain L Libero Player



PLAY BY PLAY

比赛回合文字播报

Match Duration: 1h13m
Spectators: 2,000

BIH vs IRI
0 vs 3

Team	Sets	1	2	3	Total
BIH	0	22	18	22	62
IRI	3	25	25	25	75
Playing Time		21m	23m	23m	1h07m

First Referee: FELDSHTEYN Viktor (UKR)

Second Referee: PLESNIK Janko (SLO)

SET 1

Rally	BIH - Bosnia & Herzegovina				Lead	Score	Lead	IRI - Islamic Republic of Iran		
1	Spike	10 ALIBASIC S	Spike	+	1	1-0		Serve	10 ZIRAH I	Serve Hit
								Dig	11 SALEHI H. R	Fault
2	Serve	11 DELALIC S	Serve Hit							
	Block	12 JUSUFOVIC E	Fault			1-1	+	Spike	12 KHALEGHI M	Spike
3	Serve	12 JUSUFOVIC E	Serve Hit					Serve	12 KHALEGHI M	Serve Hit
	Spike	12 JUSUFOVIC E	Spike	+	1	2-1		Block	4 ALIPOURIAN D	Fault
4	Serve	10 ALIBASIC S	Serve Hit							
	Block	2 MANKO A	Fault			2-2	+	Spike	9 E. S	Spike
5	Serve	10 ALIBASIC S	Serve Hit					Serve	4 ALIPOURIAN D	Serve Hit
	Block	2 MANKO A	Fault			2-3	1	+	Spike	8 EIMERY J
6	Serve	12 JUSUFOVIC E	Serve Hit					Serve	4 ALIPOURIAN D	Serve Hit
			Opp error	+		3-3		Dig	8 EIMERY J	Fault
7	Serve	12 JUSUFOVIC E	Serve Hit							
	Block	1 GODINJAK I	Kill Block	+	1	4-3		Spike	3 PEIDAYESH R	Fault
8	Serve	12 JUSUFOVIC E	Serve Hit							
			Opp error	+	2	5-3		Spike	8 EIMERY J	Fault
9	Serve	12 JUSUFOVIC E	Aces	+	3	6-3			T E A M	Fault
									T I M E O U T	
10	Serve	12 JUSUFOVIC E	Serve Hit							
	Spike	1 GODINJAK I	Spike	+	4	7-3		Block	8 EIMERY J	Fault
11	Serve	12 JUSUFOVIC E	Serve Hit							
	Dig	10 ALIBASIC S	Fault		3	7-4	+	Spike	8 EIMERY J	Spike
12	Serve	12 JUSUFOVIC E	Serve Hit					Serve	9 E. S	Serve Hit
	Spike	1 GODINJAK I	Spike	+	4	8-4		Block	8 EIMERY J	Fault
13	Serve	2 MANKO A	Serve Hit							
	Block	1 GODINJAK I	Kill Block	+	5	9-4		Spike	10 ZIRAH I	Fault
14	Serve	2 MANKO A	Serve Hit							
			Opp error	+	6	10-4		Spike	3 PEIDAYESH R	Fault
15	Serve	2 MANKO A	Serve Hit							
	Block	1 GODINJAK I	Fault		5	10-5	+	Spike	10 ZIRAH I	Spike
16	Serve	12 JUSUFOVIC E	Serve Hit					Serve	3 PEIDAYESH R	Serve Hit
	Spike	1 GODINJAK I	Fault		4	10-6	+			Opp error
								T I M E O U T		
17	Serve	12 JUSUFOVIC E	Serve Hit					Serve	3 PEIDAYESH R	Serve Hit
	Spike	5 MEDIC A	Fault		3	10-7	+			Opp error
18	Serve	12 JUSUFOVIC E	Serve Hit					Serve	3 PEIDAYESH R	Serve Hit
	Dig	10 ALIBASIC S	Fault		2	10-8	+	Spike	10 ZIRAH I	Spike
19	Serve	12 JUSUFOVIC E	Serve Hit					Serve	3 PEIDAYESH R	Serve Hit
	Spike	1 GODINJAK I	Spike	+	3	11-8		Block	12 KHALEGHI M	Fault



PLAY BY PLAY

比赛回合文字播报

SET 1

Rally	BIH - Bosnia & Herzegovina			Lead	Score	Lead	IRI - Islamic Republic of Iran				
20	Serve	1	GODINJAK I	Serve Hit							
				Opp error +	4	12-8		Spike	10 ZIRAHI I	Fault	
21	Serve	1	GODINJAK I	Serve Hit							
	Block	11	DELALIC S	Fault	3	12-9		+ Spike	8 EIMERY J	Spike	
22	Spike	10	ALIBASIC S	Fault	2	12-10		+	Serve	8 EIMERY J	Serve Hit
23	Spike	10	ALIBASIC S	Fault	1	12-11		+ Block	4 ALIPOURIAN D	Kill Block	
24	Spike	10	ALIBASIC S	Fault		12-12		+	Serve	8 EIMERY J	Serve Hit
25	Block	11	DELALIC S	Kill Block +	1	13-12			Serve	8 EIMERY J	Fault
26	Serve	5	MEDIC A	Serve Hit							
				Opp error +	2	14-12			Spike	12 KHALEGHI M	Fault
27	Serve	5	MEDIC A	Serve Hit							
	Block	11	DELALIC S	Fault	1	14-13		+ Spike	4 ALIPOURIAN D	Spike	
28	Spike	12	JUSUFOVIC E	Fault		14-14		+	Serve	10 ZIRAHI I	Serve Hit
29	Block	12	JUSUFOVIC E	Fault		14-15	1	+ Spike	12 KHALEGHI M	Spike	
30				Opp error +		15-15			Serve	10 ZIRAHI I	Serve Hit
									Block	4 ALIPOURIAN D	Fault
31	Serve	11	DELALIC S	Serve Hit							
				Opp error +	1	16-15			Spike	12 KHALEGHI M	Fault
32	Serve	11	DELALIC S	Fault		16-16		+ Block	4 ALIPOURIAN D	Kill Block	
									Sub	12 KHALEGHI M	Out
										2 RAHIMI MR	In
33	Spike	2	MANKO A	Fault		16-17	1	+ Block	4 ALIPOURIAN D	Kill Block	
34	Reception	2	MANKO A	Fault		16-18	2	+ Serve	2 RAHIMI MR	Aces	
35	Spike	10	ALIBASIC S	Fault		16-19	3	+	Serve	2 RAHIMI MR	Serve Hit
36	Spike	10	ALIBASIC S	Fault		16-20	4	+ Block	3 PEIDAYESH R	Kill Block	
37	Spike	2	MANKO A	Spike +		17-20	3	Block	9 E. S	Fault	
38	Serve	10	ALIBASIC S	Serve Hit							
				Opp error +		18-20	2		Spike	4 ALIPOURIAN D	Fault
39	Serve	10	ALIBASIC S	Serve Hit							
				Opp error +		19-20	1	Set	8 EIMERY J	Fault	
									TIMEOUT		
40	Serve	10	ALIBASIC S	Serve Hit							
	Block	2	MANKO A	Kill Block +		20-20			Spike	9 E. S	Fault
41	Serve	10	ALIBASIC S	Serve Hit							
	Dig	9	JUSUFOVIC H	Fault		20-21	1	+ Spike	3 PEIDAYESH R	Spike	
42	Spike	1	GODINJAK I	Fault		20-22	2	+	Serve	4 ALIPOURIAN D	Serve Hit
									TIMEOUT		
43	Block	2	MANKO A	Kill Block +		21-22	1		Serve	4 ALIPOURIAN D	Serve Hit
									Dig	11 SALEHI H. R	Fault



PLAY BY PLAY

比赛回合文字播报

SET 1

Rally	BIH - Bosnia & Herzegovina			Lead	Score	Lead	IRI - Islamic Republic of Iran			
44	Serve	12 JUSUFOVIC E	Serve Hit		22-22		Spike	9 E. S	Fault	
	Block	5 MEDIC A	Kill Block +					Sub	9 E. S	Out
								5 HAMID ZAGEH M	In	
45	Serve	12 JUSUFOVIC E	Serve Hit		22-23	1	+ Spike	3 PEIDAYESH R	Spike	
	Block	1 GODINJAK I	Fault						Serve	5 HAMID ZAGEH M
46	Spike	5 MEDIC A	Fault		22-24	2	+		Opp error	
	Sub	10 ALIBASIC S	Out							
		4 DURMISEVIC E	In							
47	Spike	1 GODINJAK I	Fault		22-25	3	+ Block	Serve	5 HAMID ZAGEH M	Serve Hit
								Block	8 EIMERY J	Kill Block

SET 2

Rally	BIH - Bosnia & Herzegovina			Lead	Score	Lead	IRI - Islamic Republic of Iran		
48	Serve	5 MEDIC A	Serve Hit		0-1	1	+ Spike	12 KHALEGHI M	Spike
	Block	10 ALIBASIC S	Fault						Serve
49	Spike	12 JUSUFOVIC E	Spike +		1-1		Block	9 E. S	Fault
	Serve	11 DELALIC S	Serve Hit						Serve
50	Serve	11 DELALIC S	Opp error +	1	2-1		Spike	4 ALIPOURIAN D	Fault
	Spike	10 ALIBASIC S	Fault						
51	Serve	11 DELALIC S	Serve Hit		2-2		+		
	Spike	10 ALIBASIC S	Fault						
52	Serve	12 JUSUFOVIC E	Spike +	1	3-2		Dig	4 ALIPOURIAN D	Serve Hit
	Spike	12 JUSUFOVIC E	Spike +						Dig
53	Serve	10 ALIBASIC S	Serve Hit		3-3		+ Spike	3 PEIDAYESH R	Spike
	Dig	11 DELALIC S	Fault						Serve
54	Block	12 JUSUFOVIC E	Fault		3-4	1	+ Spike	8 EIMERY J	Spike
	Sub	12 JUSUFOVIC E	Out						
		6 DURAN M	In						
55	Spike	6 DURAN M	Spike +		4-4		Dig	9 E. S	Serve Hit
	Serve	6 DURAN M	Serve Hit						Dig
56	Serve	6 DURAN M	Serve Hit		5-4		Spike	10 ZIRAH I	Fault
	Block	2 MANKO A	Fault						
57	Serve	6 DURAN M	Serve Hit		5-5		+ Spike	3 PEIDAYESH R	Spike
	Block	2 MANKO A	Fault						Serve
58			Opp error +	1	6-5		Spike	12 KHALEGHI M	Fault
	Serve	2 MANKO A	Serve Hit						
59	Block	11 DELALIC S	Fault		6-6		+ Spike	8 EIMERY J	Spike
	Serve	2 MANKO A	Serve Hit						Serve
60	Spike	1 GODINJAK I	Fault		6-7	1	+		Opp error
	Sub	1 GODINJAK I	Out						
		8 HAMZIC D	In						
61	Serve	8 HAMZIC D	Serve Hit		7-7		Block	8 EIMERY J	Serve Hit
	Spike	8 HAMZIC D	Spike +						Block
62	Serve	8 HAMZIC D	Aces +	1	8-7		Reception	8 EIMERY J	Fault
	Serve	8 HAMZIC D	Fault						
63	Serve	8 HAMZIC D	Fault		8-8		+		Opp error



PLAY BY PLAY

比赛回合文字播报

SET 2

Rally	BIH - Bosnia & Herzegovina			Lead	Score	Lead	IRI - Islamic Republic of Iran		
64	Dig	2 MANKO A	Fault		8-9	1	Serve	10 ZIRAHI I	Serve Hit
	Sub	8 HAMZIC D	Out				+ Block	4 ALIPOURIAN D	Kill Block
65	Spike	5 MEDIC A	Fault		8-10	2	Serve	10 ZIRAHI I	Serve Hit
		1 GODINJAK I	In				+ Block	9 E. S	Kill Block
66	Spike	10 ALIBASIC S	Fault		8-11	3	Serve	10 ZIRAHI I	Serve Hit
							+ Block	10 ZIRAHI I	Kill Block
67	Spike	10 ALIBASIC S	Fault		8-12	4	Serve	10 ZIRAHI I	Serve Hit
		Sub	10 ALIBASIC S	Out					
68	Spike	5 MEDIC A	Spike +		9-12	3	Serve	10 ZIRAHI I	Serve Hit
		Sub	3 MEHMEDOVIC E	Out				Block	9 E. S
69	Dig	5 MEDIC A	Serve Hit		9-13	4	Serve	10 ZIRAHI I	Serve Hit
		1 GODINJAK I	Fault				+ Spike	4 ALIPOURIAN D	Spike
70	Block	10 ALIBASIC S	Fault		9-14	5	Serve	12 KHALEGGHI M	Serve Hit
							+ Spike	4 ALIPOURIAN D	Spike
71	Spike	6 DURAN M	Spike +		10-14	4	Serve	12 KHALEGGHI M	Serve Hit
							Block	9 E. S	Fault
72	Block	11 DELALIC S	Serve Hit		11-14	3	Serve	10 ZIRAHI I	Serve Hit
		10 ALIBASIC S	Kill Block +				Spike	9 E. S	Fault
73	Block	Sub					Sub	9 E. S	Out
		11 DELALIC S	Serve Hit				5 HAMID ZAGEH M	In	
74	Spike	10 ALIBASIC S	Fault		11-15	4	Serve	10 ZIRAHI I	Serve Hit
		6 DURAN M	Spike +				+ Spike	3 PEIDAYESH R	Spike
75	Block	6 DURAN M	Spike +		12-15	3	Serve	4 ALIPOURIAN D	Serve Hit
		10 ALIBASIC S	Serve Hit				Block	8 EIMERY J	Fault
76	Spike	10 ALIBASIC S	Serve Hit		12-16	4	Serve	5 HAMID ZAGEH M	Serve Hit
		2 MANKO A	Fault				+ Spike	5 HAMID ZAGEH M	Spike
77	Spike	1 GODINJAK I	Fault		12-17	5	Serve	5 HAMID ZAGEH M	Serve Hit
		2 MANKO A	Fault				+ Block	3 PEIDAYESH R	Kill Block
78	Block	Sub			12-18	6	Serve	5 HAMID ZAGEH M	Serve Hit
		6 DURAN M	Out						Opp error
79	Block	12 JUSUFOVIC E	In				Serve	5 HAMID ZAGEH M	Serve Hit
		2 MANKO A	Kill Block +		13-18	5	Spike	8 EIMERY J	Fault
80	Block	12 JUSUFOVIC E	Serve Hit		14-18	4	Serve	10 ZIRAHI I	Serve Hit
		12 JUSUFOVIC E	Serve Hit				Spike	10 ZIRAHI I	Fault
81	Block	5 MEDIC A	Kill Block +				Sub	10 ZIRAHI I	Out
		12 JUSUFOVIC E	Serve Hit		15-18	3	6 HASSANPOUR N	In	
81	Block	5 MEDIC A	Kill Block +		16-18	2	Serve	10 ZIRAHI I	Serve Hit
		12 JUSUFOVIC E	Serve Hit				Spike	3 PEIDAYESH R	Fault
81	Block	5 MEDIC A	Kill Block +				Serve	10 ZIRAHI I	Serve Hit
		5 MEDIC A	Kill Block +		16-18	2	Spike	3 PEIDAYESH R	Fault



PLAY BY PLAY

比赛回合文字播报

SET 2

Rally	BIH - Bosnia & Herzegovina			Lead	Score	Lead	IRI - Islamic Republic of Iran		
							TIMEOUT		
82	Serve	12 JUSUFOVIC E	Serve Hit						
	Set	10 ALIBASIC S	Fault		16-19	3	+	Opp error	
	TIMEOUT								
							Sub	3 PEIDAYESH R	Out
								2 RAHIMI MR	In
83		T E A M	Fault		16-20	4	+	Serve	2 RAHIMI MR
								Spike	6 HASSANPOUR N
	TIMEOUT								
84	Spike	5 MEDIC A	Spike +		17-20	3		Serve	2 RAHIMI MR
								Block	6 HASSANPOUR N
85	Serve	2 MANKO A	Serve Hit						
	Block	11 DELALIC S	Fault		17-21	4	+	Spike	8 EIMERY J
86	Spike	1 GODINJAK I	Fault		17-22	5	+	Serve	8 EIMERY J
								Opp error	
87	Spike	5 MEDIC A	Spike +		18-22	4		Serve	8 EIMERY J
								Dig	8 EIMERY J
88	Serve	1 GODINJAK I	Serve Hit						
	Dig	1 GODINJAK I	Fault		18-23	5	+	Spike	4 ALIPOURIAN D
89	Spike	10 ALIBASIC S	Fault		18-24	6	+	Serve	6 HASSANPOUR N
								Block	12 KHALEGHI M
90	Spike	5 MEDIC A	Fault		18-25	7	+	Serve	6 HASSANPOUR N
								Opp error	

SET 3

Rally	BIH - Bosnia & Herzegovina			Lead	Score	Lead	IRI - Islamic Republic of Iran		
91	Spike	5 MEDIC A	Spike +	1	1-0		Serve	10 ZIRAH I	Serve Hit
							Block	8 EIMERY J	Fault
92	Serve	11 DELALIC S	Serve Hit						
	Block	5 MEDIC A	Fault		1-1		+	Block	4 ALIPOURIAN D
93	Spike	10 ALIBASIC S	Spike +	1	2-1		Serve	12 KHALEGHI M	Serve Hit
								Block	3 PEIDAYESH R
94	Serve	10 ALIBASIC S	Serve Hit						
	Block	1 GODINJAK I	Fault		2-2		+	Opp error	
95	Spike	6 DURAN M	Spike +	1	3-2		Serve	4 ALIPOURIAN D	Serve Hit
								Dig	4 ALIPOURIAN D
96	Serve	5 MEDIC A	Serve Hit						
	Block	2 MANKO A	Fault		3-3		+	Spike	3 PEIDAYESH R
97	Spike	1 GODINJAK I	Fault		3-4	1	+	Serve	9 E. S
								Opp error	
98	Block	6 DURAN M	Kill Block +		4-4		Serve	9 E. S	Serve Hit
							Spike	10 ZIRAH I	Fault
99	Serve	6 DURAN M	Serve Hit						
			Opp error +	1	5-4		Spike	3 PEIDAYESH R	Fault
100	Serve	6 DURAN M	Serve Hit						
	Block	2 MANKO A	Kill Block +	2	6-4		Spike	3 PEIDAYESH R	Fault
101	Serve	6 DURAN M	Serve Hit						
	Dig	6 DURAN M	Fault	1	6-5		+	Spike	8 EIMERY J
								Spike	



PLAY BY PLAY

比赛回合文字播报

SET 3

Rally	BIH - Bosnia & Herzegovina				Lead	Score	Lead	IRI - Islamic Republic of Iran		
								Serve	3 PEIDAYESH R	Serve Hit
102	Spike	10 ALIBASIC S	Spike	+	2	7-5		Dig	3 PEIDAYESH R	Fault
	Serve	1 GODINJAK I	Serve Hit							
103	Block	2 MANKO A	Fault		1	7-6	+	Spike	12 KHALEGHI M	Spike
	Sub	6 DURAN M	Out							
		4 DURMISEVIC E	In							
104	Block	2 MANKO A	Kill Block	+	2	8-6		Serve	8 EIMERY J	Serve Hit
								Spike	12 KHALEGHI M	Fault
	Serve	2 MANKO A	Serve Hit							
105	Block	5 MEDIC A	Fault		1	8-7	+	Spike	10 ZIRAH I	Spike
								Serve	10 ZIRAH I	Serve Hit
106	Set	11 DELALIC S	Fault			8-8	+	Block	9 E. S	Kill Block
								Serve	10 ZIRAH I	Serve Hit
107			Opp error	+	1	9-8		Block	9 E. S	Fault
	Sub	4 DURMISEVIC E	Out							
		6 DURAN M	In							
	Serve	11 DELALIC S	Serve Hit							
108			Opp error	+	2	10-8		Spike	12 KHALEGHI M	Fault
	Serve	11 DELALIC S	Serve Hit							
109	Block	6 DURAN M	Fault		1	10-9	+	Spike	4 ALIPOURIAN D	Spike
								Serve	12 KHALEGHI M	Serve Hit
110	Block	10 ALIBASIC S	Kill Block	+	2	11-9		Spike	3 PEIDAYESH R	Fault
	Serve	10 ALIBASIC S	Serve Hit							
111	Block	5 MEDIC A	Kill Block	+	3	12-9		Spike	9 E. S	Fault
								Sub	9 E. S	Out
									6 HASSANPOUR N	In
	Serve	10 ALIBASIC S	Serve Hit							
112	Dig	2 MANKO A	Fault		2	12-10	+	Spike	6 HASSANPOUR N	Spike
								Serve	4 ALIPOURIAN D	Serve Hit
113	Block	5 MEDIC A	Fault		1	12-11	+	Spike	3 PEIDAYESH R	Spike
								Serve	4 ALIPOURIAN D	Serve Hit
114	Spike	5 MEDIC A	Spike	+	2	13-11		Dig	11 SALEHI H. R	Fault
	Serve	5 MEDIC A	Serve Hit							
115			Opp error	+	3	14-11		Block	8 EIMERY J	Fault
	Serve	5 MEDIC A	Serve Hit							
116	Block	1 GODINJAK I	Fault		2	14-12	+	Spike	6 HASSANPOUR N	Spike
								Serve	6 HASSANPOUR N	Serve Hit
117	Block	1 GODINJAK I	Fault		1	14-13	+	Spike	8 EIMERY J	Spike
	Sub	1 GODINJAK I	Out							
		8 HAMZIC D	In							
118	Reception	9 JUSUFOVIC H	Fault			14-14	+	Serve	6 HASSANPOUR N	Aces
								Serve	6 HASSANPOUR N	Serve Hit
119	Spike	2 MANKO A	Fault			14-15	1	+		Opp error
								Serve	6 HASSANPOUR N	Serve Hit
120	Spike	2 MANKO A	Spike	+		15-15		Dig	11 SALEHI H. R	Fault
	Serve	6 DURAN M	Serve Hit							
121	Block	8 HAMZIC D	Kill Block	+	1	16-15		Spike	10 ZIRAH I	Fault
	Serve	6 DURAN M	Serve Hit							
122	Dig	9 JUSUFOVIC H	Fault			16-16	+	Spike	8 EIMERY J	Spike



PLAY BY PLAY

比赛回合文字播报

SET 3

Rally	BIH - Bosnia & Herzegovina				Lead	Score	Lead	IRI - Islamic Republic of Iran			
	Sub	11 DELALIC S	Out					Sub	3 PEIDAYESH R	Out	
		12 JUSUFOVIC E	In						2 RAHIMI MR	In	
								Sub	10 ZIRAH I	Out	
									7 BIGDELI S	In	
123	Spike	8 HAMZIC D	Fault		16-17	1	+	Serve	2 RAHIMI MR	Serve Hit	Opp error
	Sub	8 HAMZIC D	Out								
		1 GODINJAK I	In								
124		T E A M	Fault		16-18	2	+	Serve	2 RAHIMI MR	Serve Hit	
								Spike	12 KHALEGHI M	Spike	
125		T E A M	Fault		16-19	3	+	Serve	2 RAHIMI MR	Serve Hit	
								Spike	12 KHALEGHI M	Spike	
	Sub	12 JUSUFOVIC E	Out								
		11 DELALIC S	In								
126	Block	11 DELALIC S	Fault		16-20	4	+	Serve	2 RAHIMI MR	Serve Hit	
								Spike	7 BIGDELI S	Spike	
127	Spike	1 GODINJAK I	Spike	+	17-20	3		Serve	2 RAHIMI MR	Serve Hit	
								Dig	4 ALIPOURIAN D	Fault	
	Serve	1 GODINJAK I	Serve Hit								
128	Block	11 DELALIC S	Fault		17-21	4	+	Spike	12 KHALEGHI M	Spike	
129	Spike	10 ALIBASIC S	Fault		17-22	5	+	Serve	8 EIMERY J	Serve Hit	Opp error
130			Opp error	+	18-22	4		Serve	8 EIMERY J	Serve Hit	
								Block	4 ALIPOURIAN D	Fault	
	Serve	2 MANKO A	Serve Hit								
131	Spike	10 ALIBASIC S	Fault		18-23	5	+				Opp error
132	Spike	10 ALIBASIC S	Fault		18-24	6	+	Serve	7 BIGDELI S	Serve Hit	
								Block	4 ALIPOURIAN D	Kill Block	
133	Spike	5 MEDIC A	Spike	+	19-24	5		Serve	7 BIGDELI S	Serve Hit	
									T E A M	Fault	
	Serve	11 DELALIC S	Serve Hit								
134	Spike	6 DURAN M	Spike	+	20-24	4		Dig	7 BIGDELI S	Fault	
	Serve	11 DELALIC S	Serve Hit								
135			Opp error	+	21-24	3		Spike	4 ALIPOURIAN D	Fault	
136	Serve	11 DELALIC S	Serve Hit								
			Opp error	+	22-24	2		Block	4 ALIPOURIAN D	Fault	
	Serve	11 DELALIC S	Serve Hit								
137	Block	6 DURAN M	Fault		22-25	3	+	Spike	12 KHALEGHI M	Spike	

Legend:

+ Point scored by team Opp Opponent Sub Substitution



MATCH RESULT

比赛结果表

P2

Match Duration: 1h13m
Spectators: 2,000

BIH vs IRI
0 vs 3

Team	Sets	1	2	3	Total
BIH	0	22	18	22	62
IRI	3	25	25	25	75
Playing Time		21m	23m	23m	1h07m

First Referee: FELDSHTEYN Viktor (UKR)

Second Referee: PLESNIK Janko (SLO)

BIH - BOSNIA & HERZEGOVINA								
No	C/L	Name	1	2	3	4	5	Pts
1		GODINJAK Ismet	6	6	6			6
2		MANKO Adnan	5	5	1			7
3		MEHMEDOVIC Ejub		10				0
4		DURMISEVIC Esad	10		6			0
5		MEDIC Asim	1	1	4			9
6		DURAN Mirzet		12	5			6
7		MAHMIC Zikret						0
8		HAMZIC Dzevad		1	1			3
9	L	JUSUFOVIC Hidaet	L	L	L			0
10		ALIBASIC Safet	3	3	3			5
11	C	DELALIC Sabahudin	2	2	2			1
12		JUSUFOVIC Ermin	4	4	11			4
Head Coach:		HRUSTEMOVIC Mirza (BIH)						
Assistant Coach:		ALIC Nevzet (BIH)						

IRI - I. R. of IRAN								
No	C/L	Name	1	2	3	4	5	Pts
1		HOSSEINI FAR Seyed M.						0
2		RAHIMI Mohammad Resa	12	3	3			1
3		PEIDAYESH Reza	5	5	5			9
4		ALIPOURIAN Davood	3	3	3			11
5		HAMID ZAGEH Mahdi	9	9				1
6		HASSANPOUR Naser		10	9			4
7		BIGDELI Sadegh			10			1
8	C	EIMERY Jalil	6	6	6			10
9		EBRAHIMIBALADEZAEI S.	4	4	4			3
10		ZIRAH Iisa	1	1	1			4
11	L	SALEHI HAJIKOLAEI Ramzan	L	L	L			0
12		KHALEGHI Mohammad	2	2	2			9
Head Coach:		REZAEI GARKANI Hadi (IRI)						
Assistant Coach:		SAEBI Farid (IRI)						

TEAM AND PLAYER PERFORMANCES

Won	Total Atts	No	Name
24	115	Total Team	
6	17	5	MEDIC Asim
5	10	6	DURAN Mirzet
4	30	1	GODINJAK Ismet
15	67	Total Team	
5	18	2	MANKO Adnan
3	9	5	MEDIC Asim
2	13	1	GODINJAK Ismet
2	63	Total Team	
1	11	12	JUSUFOVIC Ermin
1	2	8	HAMZIC Dzevad
21		Total Team	
62	245	Total Team	
9	33	5	MEDIC Asim

Scoring Skills
Spike
Block
Serve
Opp Error
Total
Best Scorer

Won	Total Atts	No	Name
38	113	Total Team	
9	17	8	EIMERY Jalil
8	21	12	KHALEGHI Mohammad
7	21	3	PEIDAYESH Reza
13	65	Total Team	
6	15	4	ALIPOURIAN Davood
2	13	9	EBRAHIMIBALADEZAEI S.
2	7	3	PEIDAYESH Reza
2	74	Total Team	
1	12	2	RAHIMI Mohammad Resa
1	6	6	HASSANPOUR Naser
22		Total Team	
75	252	Total Team	
11	42	4	ALIPOURIAN Davood

Legend:							
Atts	Attempts	C	Team Captain	L	Libero Player	L	Substitute Libero
n	Starting Line-Up where n=starting position on Court (i.e. positions 1 to 6)			Opp	Opponent	Pts	Points scored
nn	Substitute where nn=jersey number of out going player						



MATCH STATISTICS

比赛技术统计

P3

Match Duration: 1h13m
Spectators: 2,000




BIH vs IRI
0 vs 3

Team	Sets	1	2	3	Total
BIH	0	22	18	22	62
IRI	3	25	25	25	75
Playing Time		21m	23m	23m	1h07m

First Referee: FELDSHTEYN Viktor (UKR)

Second Referee: PLESNIK Janko (SLO)

BIH - BOSNIA & HERZEGOVINA

Scoring Spikers	Rk	No	Name	Spikes	Faults	Shots	Total Attempts	Eff %
	1	1	GODINJAK Ismet	4	7	19	30	0.00
	1	10	ALIBASIC Safet	3	12	10	25	0.00
	1	2	MANKO Adnan	2	3	14	19	0.00
		5	MEDIC Asim	6	4	7	17	
		6	DURAN Mirzet	5	-	5	10	
		12	JUSUFOVIC Ermin	3	1	5	9	
		8	HAMZIC Dzevad	1	1	1	3	
		11	DELALIC Sabahudin	-	-	2	2	
		3	MEHMEDOVIĆ Ejub	-	-	-	-	
	4	DURMISEVIĆ Esad	-	-	-	-		
	7	MAHMIC Zikret	-	-	-	-		
	9	JUSUFOVIC Hidaet	-	-	-	-		
Limit								
15.00 %								
Team Totals				24	28	63	115	0.00
Scoring Blockers	Rk	No	Name	Kill Blocks	Faults	Rebounds	Total Attempts	Avg by Set
	1	2	MANKO Adnan	5	6	7	18	1.67
	2	5	MEDIC Asim	3	3	3	9	1.00
	3	1	GODINJAK Ismet	2	5	6	13	0.67
	3	10	ALIBASIC Safet	2	3	5	10	0.67
	5	11	DELALIC Sabahudin	1	6	1	8	0.33
	5	6	DURAN Mirzet	1	2	-	3	0.33
	5	8	HAMZIC Dzevad	1	-	-	1	0.33
	8	12	JUSUFOVIC Ermin	-	3	2	5	0.00
		3	MEHMEDOVIĆ Ejub	-	-	-	-	
	4	DURMISEVIĆ Esad	-	-	-	-		
	7	MAHMIC Zikret	-	-	-	-		
	9	JUSUFOVIC Hidaet	-	-	-	-		
Team Totals				15	28	24	67	5.00
Scoring Servers	Rk	No	Name	Aces	Faults	Serve Hits	Total Attempts	Avg by Set
	1	12	JUSUFOVIC Ermin	1	-	10	11	0.33
	1	8	HAMZIC Dzevad	1	1	-	2	0.33
	3	11	DELALIC Sabahudin	-	1	13	14	0.00
	3	10	ALIBASIC Safet	-	-	10	10	0.00
	3	2	MANKO Adnan	-	-	7	7	0.00
	3	5	MEDIC Asim	-	-	7	7	0.00
	3	6	DURAN Mirzet	-	-	7	7	0.00
	3	1	GODINJAK Ismet	-	-	5	5	0.00
		3	MEHMEDOVIĆ Ejub	-	-	-	-	
	4	DURMISEVIĆ Esad	-	-	-	-		
	7	MAHMIC Zikret	-	-	-	-		
	9	JUSUFOVIC Hidaet	-	-	-	-		
Team Totals				2	2	59	63	0.67
Team	Opponent Errors & Team Faults			21	3			



MATCH STATISTICS

比赛技术统计

P3

Match Duration: 1h13m
Spectators: 2,000




BIH vs IRI
0 vs 3

Team	Sets	1	2	3	Total
BIH	0	22	18	22	62
IRI	3	25	25	25	75
Playing Time		21m	23m	23m	1h07m

First Referee: FELDSHTEYN Viktor (UKR)

Second Referee: PLESNIK Janko (SLO)

BIH - BOSNIA & HERZEGOVINA

Non-scoring Diggers		Rk	No	Name	Digs	Faults	Receptions	Total Attempts	Avg by Set
	1	11	DELALIC Sabahudin	14	1	1	16	4.67	
	2	2	MANKO Adnan	13	2	-	15	4.33	
	3	1	GODINJAK Ismet	12	2	-	14	4.00	
	4	9	JUSUFOVIC Hidaet	7	2	1	10	2.33	
	5	10	ALIBASIC Safet	4	2	-	6	1.33	
	6	5	MEDIC Asim	3	-	4	7	1.00	
	6	6	DURAN Mirzet	3	1	2	6	1.00	
	8	12	JUSUFOVIC Ermin	2	-	-	2	0.67	
	9	4	DURMISEVIC Esad	1	-	-	1	0.33	
	3	MEHMEDOVIĆ Ejub	-	-	-	-	-		
	7	MAHMIC Zikret	-	-	-	-	-		
	8	HAMZIC Dzevad	-	-	-	-	-		
Team Totals				59	10	8	77	19.67	
Non-scoring Setters		Rk	No	Name	Running Sets	Faults	Still Sets	Total Attempts	Avg by Set
	1	11	DELALIC Sabahudin	9	1	43	53	3.00	
	2	5	MEDIC Asim	2	-	4	6	0.67	
	3	2	MANKO Adnan	1	-	17	18	0.33	
	3	9	JUSUFOVIC Hidaet	1	-	2	3	0.33	
	5	1	GODINJAK Ismet	-	-	6	6	0.00	
	5	10	ALIBASIC Safet	-	1	5	6	0.00	
	5	6	DURAN Mirzet	-	-	1	1	0.00	
	5	12	JUSUFOVIC Ermin	-	-	1	1	0.00	
		3	MEHMEDOVIĆ Ejub	-	-	-	-	-	
	4	DURMISEVIC Esad	-	-	-	-	-		
	7	MAHMIC Zikret	-	-	-	-	-		
	8	HAMZIC Dzevad	-	-	-	-	-		
Team Totals				13	2	79	94	4.33	
Non-scoring Receivers		Rk	No	Name	Excellents	Faults	Serve Receptions	Total Attempts	Succ %
	1	2	MANKO Adnan	22	1	3	26	84.62	
		10	ALIBASIC Safet	10	-	-	10		
		9	JUSUFOVIC Hidaet	9	1	-	10		
		6	DURAN Mirzet	7	-	-	7		
		5	MEDIC Asim	5	-	-	5		
		11	DELALIC Sabahudin	5	-	-	5		
		1	GODINJAK Ismet	3	-	-	3		
		12	JUSUFOVIC Ermin	2	-	-	2		
		4	DURMISEVIC Esad	1	-	-	1		
		3	MEHMEDOVIĆ Ejub	-	-	-	-		
		7	MAHMIC Zikret	-	-	-	-		
	8	HAMZIC Dzevad	-	-	-	-			
Team Totals				64	2	3	69	92.75	
Limit		25.00 %							

Legend:	Avg	Eff%	Rk	Succ %
	Average	Efficiency	Rank	Success %



MATCH STATISTICS

比赛技术统计

P3

Match Duration: 1h13m
Spectators: 2,000




BIH vs IRI
0 3

Team	Sets	1	2	3	Total
BIH	0	22	18	22	62
IRI	3	25	25	25	75
Playing Time		21m	23m	23m	1h07m

First Referee: FELDSHTEYN Viktor (UKR)

Second Referee: PLESNIK Janko (SLO)

IRI - I. R. of IRAN

Scoring Spikers	Rk	No	Name	Spikes	Faults	Shots	Total Attempts	Eff %
	1	8	EIMERY Jalil	9	2	6	17	41.18
	2	12	KHALEGHI Mohammad	8	5	8	21	14.29
	3	4	ALIPOURIAN Davood	5	3	10	18	11.11
	4	3	PEIDAYESH Reza	7	7	7	21	0.00
		10	ZIRAH Iisa	3	6	6	15	
		9	EBRAHIMIBALADEZAEI S.	1	4	4	9	
		6	HASSANPOUR Naser	3	-	4	7	
		7	BIGDELI Sadegh	1	-	3	4	
		5	HAMID ZAGEH Mahdi	1	-	-	1	
		1	HOSSEINI FAR Seyed M.	-	-	-	-	
		2	RAHIMI Mohammad Resa	-	-	-	-	
	11	SALEHI HAJIKOLAEI Ramzan	-	-	-	-		
Limit	15.00 %							
Team Totals				38	27	48	113	9.73
Scoring Blockers	Rk	No	Name	Kill Blocks	Faults	Rebounds	Total Attempts	Avg by Set
	1	4	ALIPOURIAN Davood	6	4	5	15	2.00
	2	9	EBRAHIMIBALADEZAEI S.	2	5	6	13	0.67
	2	3	PEIDAYESH Reza	2	1	4	7	0.67
	4	8	EIMERY Jalil	1	5	11	17	0.33
	4	12	KHALEGHI Mohammad	1	2	5	8	0.33
	4	10	ZIRAH Iisa	1	-	1	2	0.33
	7	6	HASSANPOUR Naser	-	1	2	3	0.00
		1	HOSSEINI FAR Seyed M.	-	-	-	-	
		2	RAHIMI Mohammad Resa	-	-	-	-	
		5	HAMID ZAGEH Mahdi	-	-	-	-	
		7	BIGDELI Sadegh	-	-	-	-	
	11	SALEHI HAJIKOLAEI Ramzan	-	-	-	-		
Team Totals				13	18	34	65	4.33
Scoring Servers	Rk	No	Name	Aces	Faults	Serve Hits	Total Attempts	Avg by Set
	1	2	RAHIMI Mohammad Resa	1	-	11	12	0.33
	1	6	HASSANPOUR Naser	1	-	5	6	0.33
	3	10	ZIRAH Iisa	-	-	12	12	0.00
	3	8	EIMERY Jalil	-	1	10	11	0.00
	3	4	ALIPOURIAN Davood	-	-	9	9	0.00
	3	3	PEIDAYESH Reza	-	-	6	6	0.00
	3	12	KHALEGHI Mohammad	-	-	6	6	0.00
	3	5	HAMID ZAGEH Mahdi	-	-	5	5	0.00
	3	9	EBRAHIMIBALADEZAEI S.	-	-	5	5	0.00
	3	7	BIGDELI Sadegh	-	-	2	2	0.00
		1	HOSSEINI FAR Seyed M.	-	-	-	-	
	11	SALEHI HAJIKOLAEI Ramzan	-	-	-	-		
Team Totals				2	1	71	74	0.67
Team	Opponent Errors & Team Faults			22	2			



MATCH STATISTICS

比赛技术统计

P3

Match Duration: 1h13m
Spectators: 2,000




BIH vs IRI
0 3

Team	Sets	1	2	3	Total
BIH	0	22	18	22	62
IRI	3	25	25	25	75
Playing Time		21m	23m	23m	1h07m

First Referee: FELDSHTEYN Viktor (UKR)

Second Referee: PLESNIK Janko (SLO)

IRI - I. R. of IRAN

Non-scoring Diggers		Rk	No	Name	Digs	Faults	Receptions	Total Attempts	Avg by Set
	1	4	ALIPOURIAN Davood	15	3	3	21	5.00	
	2	8	EIMERY Jalil	9	2	3	14	3.00	
	3	11	SALEHI HAJIKOLAEI Ramzan	8	5	2	15	2.67	
	4	9	EBRAHIMIBALADEZAEI S.	6	-	-	6	2.00	
	5	10	ZIRAH Iisa	5	-	1	6	1.67	
	5	12	KHALEGHI Mohammad	5	-	1	6	1.67	
	7	2	RAHIMI Mohammad Resa	4	-	-	4	1.33	
	7	5	HAMID ZAGEH Mahdi	4	-	-	4	1.33	
	9	3	PEIDAYESH Reza	3	1	-	4	1.00	
	10	6	HASSANPOUR Naser	2	-	1	3	0.67	
	11	7	BIGDELI Sadegh	-	1	-	1	0.00	
	1	HOSSEINI FAR Seyed M.			-	-	-	-	-
Team Totals					61	12	11	84	20.33
Non-scoring Setters		Rk	No	Name	Running Sets	Faults	Still Sets	Total Attempts	Avg by Set
	1	4	ALIPOURIAN Davood	3	-	44	47	1.00	
	2	8	EIMERY Jalil	1	1	31	33	0.33	
	2	9	EBRAHIMIBALADEZAEI S.	1	-	2	3	0.33	
	4	10	ZIRAH Iisa	-	-	4	4	0.00	
	4	3	PEIDAYESH Reza	-	-	3	3	0.00	
	4	11	SALEHI HAJIKOLAEI Ramzan	-	-	3	3	0.00	
	4	6	HASSANPOUR Naser	-	-	2	2	0.00	
	4	12	KHALEGHI Mohammad	-	-	2	2	0.00	
	4	2	RAHIMI Mohammad Resa	-	-	1	1	0.00	
	4	7	BIGDELI Sadegh	-	-	1	1	0.00	
		1	HOSSEINI FAR Seyed M.			-	-	-	-
	5	HAMID ZAGEH Mahdi			-	-	-	-	-
Team Totals					5	1	93	99	1.67
Non-scoring Receivers		Rk	No	Name	Excellents	Faults	Serve Receptions	Total Attempts	Succ %
		9	EBRAHIMIBALADEZAEI S.		12	-	1	13	
		11	SALEHI HAJIKOLAEI Ramzan		12	-	-	12	
		10	ZIRAH Iisa		11	-	-	11	
		4	ALIPOURIAN Davood		6	-	-	6	
		2	RAHIMI Mohammad Resa		3	-	-	3	
		5	HAMID ZAGEH Mahdi		3	-	-	3	
		7	BIGDELI Sadegh		3	-	-	3	
		12	KHALEGHI Mohammad		3	-	-	3	
		6	HASSANPOUR Naser		2	-	-	2	
		8	EIMERY Jalil		1	1	-	2	
		1	HOSSEINI FAR Seyed M.		-	-	-	-	
	3	PEIDAYESH Reza		-	-	-	-		
Team Totals					56	1	1	58	96.55
Limit		25.00 %							

Legend:	Avg	Eff%	Rk	Succ %
Average	Efficiency	Rank	Success %	Success %



START LIST

参赛名单

EGY vs RUS

P1

First Referee: MEULENKAMP Martijn (NED)

Second Referee: CAMPBELL Joseph (USA)

EGY - EGYPT Uniform Colour: RED

No	C/L	Name	Sport Class	Date of Birth	Tournament Totals				
					Spike	Block	Serve	Total	%
1		ELSHWIKH Hesham Salah	D	2 FEB 1975	27	9	4	40	21.28
2		SOLIMAN Ahmed Mohamed	D	12 APR 1987	11	8	3	22	11.70
3		ABD ELAAL Abd Elaal Mohamed	D	7 DEC 1973	1	2	0	3	1.60
4		ABD ALLA Ashraf Zaghloul	D	24 FEB 1974	14	8	3	25	13.30
5	C	ELBAHAHEY Taher Adel	D	9 JUN 1972	6	4	2	12	6.38
6		EMARA Mohamed Abd Elhamed	D	17 OCT 1971	4	1	1	6	3.19
7		HASSANEIN Salah Atta	D	9 SEP 1974	0	0	0	0	0.00
8		MASSOUD Hossam Massoud	D	13 JUN 1979	0	1	0	1	0.53
9		MOSSA El Saad	D	28 MAY 1979	17	6	5	28	14.89
10	L	ABDEL-LATIF Abdel Nabi Hassan	D	18 JUN 1972	0	0	0	0	0.00
11		ABD ELLATIF Rezek	D	8 JAN 1978	3	1	0	4	2.13
12		ABOUELYAZEID Mohamed A.	D	29 MAR 1979	37	10	0	47	25.00

Head Coach: de HAAN Jouke (EGY)

Assistant: ELAIUTY Mosaad Rashad (EGY)

Results in these
Paralympic Games

Phase	Opponent	Sets	Points per Set
Semifinals	BIH	0 - 3	18-25, 21-25, 20-25
Preliminary-Pool B	JPN	3 - 0	25-8, 25-11, 25-15
Preliminary-Pool B	IRI	0 - 3	25-27, 12-25, 18-25
Preliminary-Pool B	BRA	3 - 0	25-8, 25-14, 25-17

RUS - RUSSIAN FEDERATION Uniform Colour: BLUE

No	C/L	Name	Sport Class	Date of Birth	Tournament Totals				
					Spike	Block	Serve	Total	%
1		BUKIN Tanatkan	D	15 JAN 1967	0	0	0	0	0.00
2		POZDEEV Sergey	D	9 AUG 1979	0	0	0	0	0.00
3		MILENIN Viktor	D	21 NOV 1987	44	14	7	65	31.86
4	C	YAKUNIN Sergey	D	27 FEB 1961	3	2	3	8	3.92
5		UPOROV Sergey	D	20 JUN 1972	0	0	0	0	0.00
6	L	VOLKOV Alexey	D	14 MAR 1983	0	0	0	0	0.00
7		GORDIYENKO Dmitriy	D	17 OCT 1975	38	1	1	40	19.61
8		KUZOVNIKOV Evgeny	D	22 DEC 1970	0	0	0	0	0.00
9		LAVRINOVICH Andrey	D	4 DEC 1976	18	3	0	21	10.29
10		BAYCHIK Alexander	D	15 APR 1982	15	5	3	23	11.27
11		TIMCHENKO Maksim	D	26 JUL 1980	0	0	0	0	0.00
12		SAVICHEV Alexander	D	11 MAR 1989	27	19	1	47	23.04

Head Coach: D'YAKOV Victor (RUS)

Assistant: SEMENKINA Liudmila (RUS)

Results in these
Paralympic Games

Phase	Opponent	Sets	Points per Set
Semifinals	IRI	0 - 3	22-25, 13-25, 20-25
Preliminary-Pool A	BIH	1 - 3	21-25, 22-25, 25-18, 16-25
Preliminary-Pool A	IRQ	3 - 0	25-13, 25-8, 25-15
Preliminary-Pool A	CHN	3 - 0	25-22, 25-22, 25-23

Legend:

% Percent of total team scoring C Team Captain L Libero Player



PLAY BY PLAY

比赛回合文字播报

Match Duration: 1h52m
Spectators: 2,400

EGY vs RUS
2 3

Team	Sets	1	2	3	4	5	Total
EGY	2	25	16	25	20	9	95
RUS	3	22	25	19	25	15	106
Playing Time		22m	20m	22m	21m	15m	1h40m

First Referee: MEULENKAMP Martijn (NED)

Second Referee: CAMPBELL Joseph (USA)

SET 1

Rally	EGY - Egypt			Lead	Score	Lead	RUS - Russian Federation		
1			Opp error +	1	1-0		Serve	9 LAVRINOVICH A	Serve Hit
							Spike	7 GORDIYENKO D	Fault
2	Serve	1 ELSHWIKH HS	Serve Hit						
	Block	12 ABOUELYAZEID MA	Fault		1-1		+ Spike	3 MILENIN V	Spike
3	Dig	12 ABOUELYAZEID MA	Fault		1-2	1	+ Spike	12 SAVICHEV A	Spike
4	Spike	9 MOSSA ES	Spike +		2-2		Serve	3 MILENIN V	Serve Hit
							Dig	9 LAVRINOVICH A	Fault
5	Serve	9 MOSSA ES	Serve Hit						
	Block	12 ABOUELYAZEID MA	Fault		2-3	1	+ Spike	12 SAVICHEV A	Spike
6			Opp error +		3-3		Serve	4 YAKUNIN S	Fault
7	Serve	4 ABD ALLA AZ	Serve Hit						
	Block	12 ABOUELYAZEID MA	Fault		3-4	1	+		Opp error
8	Spike	2 SOLIMAN AM	Fault		3-5	2	+	Serve	7 GORDIYENKO D
									Opp error
9	Spike	2 SOLIMAN AM	Spike +		4-5	1	Serve	7 GORDIYENKO D	Serve Hit
							Dig	7 GORDIYENKO D	Fault
10	Serve	12 ABOUELYAZEID MA	Serve Hit						
	Block	2 SOLIMAN AM	Kill Block +		5-5		Spike	9 LAVRINOVICH A	Fault
11	Serve	12 ABOUELYAZEID MA	Serve Hit						
			Opp error +	1	6-5		Spike	12 SAVICHEV A	Fault
12	Serve	12 ABOUELYAZEID MA	Serve Hit						
	Block	1 ELSHWIKH HS	Kill Block +	2	7-5		Spike	12 SAVICHEV A	Fault
13	Serve	12 ABOUELYAZEID MA	Serve Hit						
	Spike	1 ELSHWIKH HS	Spike +	3	8-5		Block	12 SAVICHEV A	Fault
14	Serve	12 ABOUELYAZEID MA	Serve Hit						
	Block	2 SOLIMAN AM	Fault	2	8-6		+ Spike	9 LAVRINOVICH A	Spike
15	Serve	12 SAVICHEV A	Serve Hit				Serve	12 SAVICHEV A	Serve Hit
	Spike	1 ELSHWIKH HS	Spike +	3	9-6		Block	3 MILENIN V	Fault
16	Serve	5 ELBAHAAY TA	Serve Hit						
	Block	2 SOLIMAN AM	Fault	2	9-7		+ Spike	3 MILENIN V	Spike
17			Opp error +	3	10-7		Serve	10 BAYCHIK A	Serve Hit
							Spike	4 YAKUNIN S	Fault
18	Serve	2 SOLIMAN AM	Serve Hit						
		T E A M	Fault	2	10-8		+ Spike	3 MILENIN V	Spike
19	Serve	9 LAVRINOVICH A	Serve Hit				Serve	9 LAVRINOVICH A	Serve Hit
	Spike	1 ELSHWIKH HS	Fault	1	10-9		+		Opp error
20	Serve	9 LAVRINOVICH A	Serve Hit				Serve	9 LAVRINOVICH A	Serve Hit
	Spike	12 ABOUELYAZEID MA	Fault		10-10		+		Opp error



PLAY BY PLAY

比赛回合文字播报

SET 1

Rally	EGY - Egypt			Lead	Score	Lead	RUS - Russian Federation		
21			Opp error +	1	11-10		Serve	9 LAVRINOVICH A	Serve Hit
							Block	3 MILENIN V	Fault
22	Serve	1 ELSHWIKH HS	Serve Hit						
	Dig	12 ABOUELYAZEID MA	Fault		11-11				Opp error
23	Block	4 ABD ALLA AZ	Kill Block +	1	12-11		Serve	3 MILENIN V	Serve Hit
							Dig	10 BAYCHIK A	Fault
24	Serve	9 MOSSA ES	Serve Hit						
	Block	4 ABD ALLA AZ	Fault		12-12		+ Spike	7 GORDIYENKO D	Spike
25	Spike	12 ABOUELYAZEID MA	Spike +	1	13-12		Serve	4 YAKUNIN S	Serve Hit
							Dig	9 LAVRINOVICH A	Fault
26	Serve	4 ABD ALLA AZ	Serve Hit						
	Dig	5 ELBAHAHEY TA	Fault		13-13		+ Block	12 SAVICHEV A	Kill Block
27	Spike	12 ABOUELYAZEID MA	Fault		13-14	1	Serve	7 GORDIYENKO D	Serve Hit
							+ Block	9 LAVRINOVICH A	Kill Block
28	Spike	12 ABOUELYAZEID MA	Fault		13-15	2	Serve	7 GORDIYENKO D	Serve Hit
									Opp error
29			Opp error +		14-15	1	Serve	7 GORDIYENKO D	Serve Hit
							Spike	9 LAVRINOVICH A	Fault
30	Serve	12 ABOUELYAZEID MA	Aces +		15-15		Reception	12 SAVICHEV A	Fault
31	Serve	12 ABOUELYAZEID MA	Serve Hit						
	Dig	10 ABDEL-LATIF ANH	Fault		15-16	1	+ Spike	9 LAVRINOVICH A	Spike
32	Spike	5 ELBAHAHEY TA	Spike +		16-16		Serve	12 SAVICHEV A	Serve Hit
							Dig	12 SAVICHEV A	Fault
	Sub	5 ELBAHAHEY TA	Out						
		8 MASSOUD HM	In						
33	Serve	8 MASSOUD HM	Aces +	1	17-16		Reception	7 GORDIYENKO D	Fault
34	Serve	8 MASSOUD HM	Serve Hit						
			Opp error +	2	18-16		Block	3 MILENIN V	Fault
35	Serve	8 MASSOUD HM	Serve Hit						
			Opp error +	3	19-16		Spike	3 MILENIN V	Fault
36	Serve	8 MASSOUD HM	Serve Hit						
	Block	2 SOLIMAN AM	Fault	2	19-17		+ Spike	3 MILENIN V	Spike
37	Block	1 ELSHWIKH HS	Fault	1	19-18		Serve	10 BAYCHIK A	Serve Hit
							+ Spike	3 MILENIN V	Spike
38	Block	1 ELSHWIKH HS	Kill Block +	2	20-18		Serve	10 BAYCHIK A	Serve Hit
							Dig	6 VOLKOV A	Fault
	Sub	2 SOLIMAN AM	Out						
		6 EMARA MAE	In						
39	Serve	6 EMARA MAE	Serve Hit						
	Block	4 ABD ALLA AZ	Fault	1	20-19				Opp error
40	Block	4 ABD ALLA AZ	Kill Block +	2	21-19		Serve	9 LAVRINOVICH A	Serve Hit
							Dig	10 BAYCHIK A	Fault
41	Serve	1 ELSHWIKH HS	Serve Hit						
	Spike	12 ABOUELYAZEID MA	Spike +	3	22-19		Block	3 MILENIN V	Fault
42	Serve	1 ELSHWIKH HS	Serve Hit						
	Block	4 ABD ALLA AZ	Kill Block +	4	23-19		Spike	7 GORDIYENKO D	Fault
							TIMEOUT		
43	Serve	1 ELSHWIKH HS	Serve Hit						
	Block	4 ABD ALLA AZ	Fault	3	23-20		+ Spike	3 MILENIN V	Spike



PLAY BY PLAY

比赛回合文字播报

SET 1

Rally	EGY - Egypt			Lead	Score	Lead	RUS - Russian Federation		
44	Block	4 ABD ALLA AZ	Fault	2	23-21		Serve	3 MILENIN V	Serve Hit
							+ Spike	7 GORDIYENKO D	Spike
	TIMEOUT								
45	Spike	12 ABOUELYAZEID MA	Spike +	3	24-21		Serve	3 MILENIN V	Serve Hit
	Sub	8 MASSOUD HM	Out				Dig	9 LAVRINOVICH A	Fault
		5 ELBAHAHEY TA	In						
46	Serve	9 MOSSA ES	Serve Hit						
	Block	5 ELBAHAHEY TA	Fault	2	24-22		+ Spike	7 GORDIYENKO D	Spike
47			Opp error +	3	25-22		Serve	4 YAKUNIN S	Serve Hit
							Spike	7 GORDIYENKO D	Fault

SET 2

Rally	EGY - Egypt			Lead	Score	Lead	RUS - Russian Federation		
48	Serve	1 ELSHWIKH HS	Serve Hit						
	Block	12 ABOUELYAZEID MA	Kill Block +	1	1-0		Spike	3 MILENIN V	Fault
49	Serve	1 ELSHWIKH HS	Serve Hit						
	Spike	9 MOSSA ES	Fault		1-1				Opp error
50	Spike	12 ABOUELYAZEID MA	Fault		1-2	1	Serve	3 MILENIN V	Serve Hit
									Opp error
51	Spike	9 MOSSA ES	Fault		1-3	2	Serve	3 MILENIN V	Serve Hit
									Opp error
52	Spike	12 ABOUELYAZEID MA	Fault		1-4	3	Serve	3 MILENIN V	Serve Hit
									Opp error
53			Opp error +		2-4	2	Serve	3 MILENIN V	Serve Hit
							Spike	12 SAVICHEV A	Fault
54	Serve	9 MOSSA ES	Serve Hit						
	Block	4 ABD ALLA AZ	Fault		2-5	3	+ Spike	12 SAVICHEV A	Spike
55	Spike	12 ABOUELYAZEID MA	Fault		2-6	4	Serve	4 YAKUNIN S	Serve Hit
							+ Block	12 SAVICHEV A	Kill Block
56	Spike	12 ABOUELYAZEID MA	Fault		2-7	5	Serve	4 YAKUNIN S	Serve Hit
							+ Block	12 SAVICHEV A	Kill Block
	TIMEOUT								
57			Opp error +		3-7	4	Serve	4 YAKUNIN S	Serve Hit
							Block	12 SAVICHEV A	Fault
58	Serve	4 ABD ALLA AZ	Serve Hit						
	Dig	5 ELBAHAHEY TA	Fault		3-8	5	+ Spike	7 GORDIYENKO D	Spike
59	Reception	12 ABOUELYAZEID MA	Fault		3-9	6	+ Serve	7 GORDIYENKO D	Aces
60	Dig	1 ELSHWIKH HS	Fault		3-10	7	Serve	7 GORDIYENKO D	Serve Hit
							+ Block	12 SAVICHEV A	Kill Block
61	Spike	2 SOLIMAN AM	Spike +		4-10	6	Serve	7 GORDIYENKO D	Serve Hit
							Set	10 BAYCHIK A	Fault
62	Serve	12 ABOUELYAZEID MA	Serve Hit						
			Opp error +		5-10	5	Spike	12 SAVICHEV A	Fault
63	Serve	12 ABOUELYAZEID MA	Serve Hit						
	Dig	9 MOSSA ES	Fault		5-11	6	+ Spike	10 BAYCHIK A	Spike



PLAY BY PLAY

比赛回合文字播报

SET 2

Rally	EGY - Egypt			Lead	Score	Lead	RUS - Russian Federation		
	Sub	12 ABOUELYAZEID MA	Out						
		7 HASSANEIN SA	In						
64	Spike	2 SOLIMAN AM	Spike +		6-11	5	Serve	12 SAVICHEV A	Serve Hit
							Block	3 MILENIN V	Fault
65	Serve	5 ELBAHAHEY TA	Serve Hit						
	Dig	7 HASSANEIN SA	Fault		6-12	6	+ Spike	3 MILENIN V	Spike
66	Dig	7 HASSANEIN SA	Fault				Serve	10 BAYCHIK A	Serve Hit
					6-13	7	+ Spike	4 YAKUNIN S	Spike
67	Block	9 MOSSA ES	Kill Block +				Serve	10 BAYCHIK A	Serve Hit
					7-13	6	Spike	10 BAYCHIK A	Fault
	Sub	5 ELBAHAHEY TA	Out						
		8 MASSOUD HM	In						
68	Serve	2 SOLIMAN AM	Serve Hit						
	Spike	1 ELSHWIKH HS	Spike +		8-13	5		T E A M	Fault
69	Serve	2 SOLIMAN AM	Serve Hit						
			Opp error +		9-13	4	Spike	9 LAVRINOVICH A	Fault
70	Serve	2 SOLIMAN AM	Serve Hit						
	Spike	1 ELSHWIKH HS	Fault		9-14	5			Opp error
71	Spike	1 ELSHWIKH HS	Fault				Serve	9 LAVRINOVICH A	Serve Hit
					9-15	6			Opp error
	Sub	7 HASSANEIN SA	Out						
		12 ABOUELYAZEID MA	In						
72	Spike	9 MOSSA ES	Spike +				Serve	9 LAVRINOVICH A	Serve Hit
					10-15	5	Dig	12 SAVICHEV A	Fault
73	Serve	1 ELSHWIKH HS	Serve Hit						
	Spike	12 ABOUELYAZEID MA	Spike +		11-15	4	Dig	12 SAVICHEV A	Fault
74	Serve	1 ELSHWIKH HS	Serve Hit						
	Block	12 ABOUELYAZEID MA	Fault		11-16	5	+ Spike	3 MILENIN V	Spike
	Sub	4 ABD ALLA AZ	Out						
		11 ABD ELLATIF R	In						
75	Block	11 ABD ELLATIF R	Fault				Serve	3 MILENIN V	Serve Hit
					11-17	6	+ Spike	7 GORDIYENKO D	Spike
76	Reception	8 MASSOUD HM	Fault				Serve	3 MILENIN V	Serve Hit
					11-18	7	+ Spike	12 SAVICHEV A	Spike
77	Dig	1 ELSHWIKH HS	Fault				Serve	3 MILENIN V	Serve Hit
					11-19	8	+ Spike	7 GORDIYENKO D	Spike
78	Block	9 MOSSA ES	Fault				Serve	3 MILENIN V	Serve Hit
					11-20	9	+ Spike	12 SAVICHEV A	Spike
79	Spike	9 MOSSA ES	Fault				Serve	3 MILENIN V	Serve Hit
					11-21	10	+ Block	12 SAVICHEV A	Kill Block
80	Spike	9 MOSSA ES	Fault				Serve	3 MILENIN V	Serve Hit
					11-22	11			Opp error
81	Spike	11 ABD ELLATIF R	Spike +				Serve	3 MILENIN V	Serve Hit
					12-22	10	Block	7 GORDIYENKO D	Fault
82	Serve	9 MOSSA ES	Serve Hit						
			Opp error +		13-22	9	Spike	12 SAVICHEV A	Fault
83	Serve	9 MOSSA ES	Serve Hit						
	Block	12 ABOUELYAZEID MA	Kill Block +		14-22	8	Dig	6 VOLKOV A	Fault



PLAY BY PLAY

比赛回合文字播报

SET 2

Rally	EGY - Egypt			Lead	Score	Lead	RUS - Russian Federation		
84	Serve	9 MOSSA ES	Fault		14-23	9	+		Opp error
85	Spike	12 ABOUELYAZEID MA	Spike +		15-23	8		Serve 4 YAKUNIN S Block 12 SAVICHEV A	Serve Hit Fault
86	Serve	11 ABD ELLATIF R	Serve Hit						
	Spike	8 MASSOUD HM	Spike +		16-23	7		Block 10 BAYCHIK A	Fault
87	Serve	11 ABD ELLATIF R	Serve Hit						
	Dig	1 ELSHWIKH HS	Fault		16-24	8	+	Spike 7 GORDIYENKO D	Spike
88	Serve	11 ABD ELLATIF R	Serve Hit					Serve 7 GORDIYENKO D	Serve Hit
	Spike	12 ABOUELYAZEID MA	Fault		16-25	9	+		Opp error

SET 3

Rally	EGY - Egypt			Lead	Score	Lead	RUS - Russian Federation		
89	Spike	9 MOSSA ES	Spike +	1	1-0			Serve 9 LAVRINOVICH A Dig 7 GORDIYENKO D	Serve Hit Fault
90	Serve	1 ELSHWIKH HS	Serve Hit						
	Block	12 ABOUELYAZEID MA	Fault		1-1		+	Spike 3 MILENIN V	Spike
91			Opp error +	1	2-1			Serve 3 MILENIN V	Fault
92	Serve	9 MOSSA ES	Serve Hit						
	Block	4 ABD ALLA AZ	Fault		2-2		+	Spike 12 SAVICHEV A	Spike
93	Spike	12 ABOUELYAZEID MA	Spike +	1	3-2			Serve 4 YAKUNIN S T E A M	Serve Hit Fault
94	Serve	4 ABD ALLA AZ	Serve Hit						
	Spike	2 SOLIMAN AM	Spike +	2	4-2			Dig 9 LAVRINOVICH A	Fault
95	Serve	4 ABD ALLA AZ	Serve Hit						
			Opp error +	3	5-2			Spike 7 GORDIYENKO D	Fault
96	Serve	4 ABD ALLA AZ	Serve Hit						
			Opp error +	4	6-2			Spike 10 BAYCHIK A	Fault
97	Serve	4 ABD ALLA AZ	Serve Hit						
			Opp error +	5	7-2			Spike 12 SAVICHEV A	Fault
98	Serve	4 ABD ALLA AZ	Serve Hit						
			Opp error +	6	8-2			Dig 4 YAKUNIN S	Fault
99	Serve	4 ABD ALLA AZ	Serve Hit						
	Spike	12 ABOUELYAZEID MA	Fault		8-3		+		Opp error
100	Serve	4 ABD ALLA AZ	Serve Hit					Serve 7 GORDIYENKO D Spike 9 LAVRINOVICH A	Serve Hit Fault
101	Block	12 ABOUELYAZEID MA	Kill Block +	6	9-3				
	Serve	12 ABOUELYAZEID MA	Serve Hit						
	Spike	1 ELSHWIKH HS	Spike +	7	10-3			T E A M	Fault
102	Serve	12 ABOUELYAZEID MA	Serve Hit						
	Block	5 ELBAHAHEY TA	Fault		10-4		+	Spike 9 LAVRINOVICH A	Spike
103	Serve	12 ABOUELYAZEID MA	Serve Hit					Serve 12 SAVICHEV A	Serve Hit
	Spike	1 ELSHWIKH HS	Fault		10-5		+		Opp error
104	Serve	12 ABOUELYAZEID MA	Serve Hit					Serve 12 SAVICHEV A	Serve Hit
	Spike	1 ELSHWIKH HS	Spike +	6	11-5			Dig 4 YAKUNIN S	Fault
	Sub	5 ELBAHAHEY TA	Out						
		8 MASSOUD HM	In						
105	Serve	8 MASSOUD HM	Fault		11-6		+	Block 9 LAVRINOVICH A	Kill Block
106	Serve	8 MASSOUD HM	Fault					Serve 10 BAYCHIK A	Serve Hit
	Spike	2 SOLIMAN AM	Fault		11-7		+		Opp error



PLAY BY PLAY

比赛回合文字播报

SET 3

Rally	EGY - Egypt				Lead	Score	Lead	RUS - Russian Federation			
107	Spike	1	ELSHWIKH HS	Spike +	5	12-7		Serve	10	BAYCHIK A	Serve Hit
	Dig							Dig	10	BAYCHIK A	Fault
	Sub	4	ABD ALLA AZ	Out							
		11	ABD ELLATIF R	In							
108	Serve	2	SOLIMAN AM	Aces +	6	13-7		Block	3	MILENIN V	Fault
109	Serve	2	SOLIMAN AM	Serve Hit							
	Spike	11	ABD ELLATIF R	Fault	5	13-8					Opp error
110	Spike	11	ABD ELLATIF R	Fault	4	13-9		Serve	9	LAVRINOVICH A	Serve Hit
								+ Block	3	MILENIN V	Kill Block
111	Block	9	MOSSA ES	Fault	3	13-10		Serve	9	LAVRINOVICH A	Serve Hit
								+ Opp error			
112	Dig	12	ABOUELYAZEID MA	Fault	2	13-11		Serve	9	LAVRINOVICH A	Serve Hit
								+ Spike	7	GORDIYENKO D	Spike
	TIMEOUT										
	Sub	11	ABD ELLATIF R	Out							
		4	ABD ALLA AZ	In							
113	Spike	1	ELSHWIKH HS	Fault	1	13-12		Serve	9	LAVRINOVICH A	Serve Hit
								+ Block	7	GORDIYENKO D	Kill Block
114	Block	9	MOSSA ES	Fault		13-13		Serve	9	LAVRINOVICH A	Serve Hit
								+ Opp error			
	Sub	8	MASSOUD HM	Out							
		5	ELBAHAHEY TA	In							
115	Dig	10	ABDEL-LATIF ANH	Fault		13-14	1	Serve	9	LAVRINOVICH A	Serve Hit
								+ Spike	7	GORDIYENKO D	Spike
	Sub	1	ELSHWIKH HS	Out							
		3	ABD ELAAL AEM	In							
116	Block	9	MOSSA ES	Kill Block +		14-14		Serve	9	LAVRINOVICH A	Serve Hit
								Spike	7	GORDIYENKO D	Fault
	Sub	3	ABD ELAAL AEM	Out							
		1	ELSHWIKH HS	In							
117	Serve	1	ELSHWIKH HS	Serve Hit							
	Block	12	ABOUELYAZEID MA	Fault		14-15	1	+ Spike	3	MILENIN V	Spike
118				Opp error +		15-15		Serve	3	MILENIN V	Serve Hit
								Spike	9	LAVRINOVICH A	Fault
119	Serve	9	MOSSA ES	Serve Hit							
	Block	12	ABOUELYAZEID MA	Kill Block +	1	16-15		Spike	12	SAVICHEV A	Fault
120	Serve	9	MOSSA ES	Serve Hit							
	Spike	12	ABOUELYAZEID MA	Spike +	2	17-15		Dig	6	VOLKOV A	Fault
121	Serve	9	MOSSA ES	Serve Hit							
	Block	5	ELBAHAHEY TA	Fault	1	17-16		+ Spike	7	GORDIYENKO D	Spike
122								Serve	4	YAKUNIN S	Serve Hit
	Spike	12	ABOUELYAZEID MA	Spike +	2	18-16		Dig	4	YAKUNIN S	Fault
123	Serve	4	ABD ALLA AZ	Serve Hit							
	Block	12	ABOUELYAZEID MA	Fault	1	18-17		+ Spike	7	GORDIYENKO D	Spike
124								Serve	7	GORDIYENKO D	Serve Hit
	Reception	9	MOSSA ES	Fault		18-18		+ Spike	12	SAVICHEV A	Spike
125								Serve	7	GORDIYENKO D	Serve Hit
	Spike	12	ABOUELYAZEID MA	Spike +	1	19-18		Block	12	SAVICHEV A	Fault



PLAY BY PLAY

比赛回合文字播报

SET 3

Rally	EGY - Egypt			Lead	Score	Lead	RUS - Russian Federation		
126	Serve	5 ELBAHAHEY TA	Serve Hit						
	Block	12 ABOUELYAZEID MA	Kill Block +	2	20-18		Spike	9 LAVRINOVICH A	Fault
127	Serve	12 ABOUELYAZEID MA	Serve Hit						
			Opp error +	3	21-18		Dig	4 YAKUNIN S	Fault
128	Serve	12 ABOUELYAZEID MA	Serve Hit						
	Spike	1 ELSHWIKH HS	Spike +	4	22-18			T E A M	Fault
									TIMEOUT
129	Serve	12 ABOUELYAZEID MA	Serve Hit						
	Block	5 ELBAHAHEY TA	Fault	3	22-19		+ Spike	9 LAVRINOVICH A	Spike
130	Spike	1 ELSHWIKH HS	Spike +	4	23-19		Serve	12 SAVICHEV A	Serve Hit
							Block	3 MILENIN V	Fault
131	Serve	5 ELBAHAHEY TA	Serve Hit						
	Spike	1 ELSHWIKH HS	Spike +	5	24-19		Block	9 LAVRINOVICH A	Fault
132	Serve	5 ELBAHAHEY TA	Serve Hit						
			Opp error +	6	25-19		Spike	3 MILENIN V	Fault

SET 4

Rally	EGY - Egypt			Lead	Score	Lead	RUS - Russian Federation		
133	Serve	1 ELSHWIKH HS	Serve Hit						
	Dig	12 ABOUELYAZEID MA	Fault		0-1	1	+ Spike	7 GORDIYENKO D	Spike
134	Spike	12 ABOUELYAZEID MA	Fault						
					0-2	2	+		Opp error
135	Spike	12 ABOUELYAZEID MA	Fault						
					0-3	3	+ Block	12 SAVICHEV A	Kill Block
136	Spike	12 ABOUELYAZEID MA	Spike +						
					1-3	2	Block	12 SAVICHEV A	Fault
137	Serve	9 MOSSA ES	Serve Hit						
	Dig	1 ELSHWIKH HS	Fault				+ Block	12 SAVICHEV A	Kill Block
138	Spike	4 ABD ALLA AZ	Fault						
					1-5	4	+		Opp error
139	Serve	12 ABOUELYAZEID MA	Fault						
					1-6	5	+ Spike	7 GORDIYENKO D	Spike
140	Dig	4 ABD ALLA AZ	Fault						
					1-7	6	+ Block	7 GORDIYENKO D	Kill Block
141	Block	4 ABD ALLA AZ	Fault						
					1-8	7	+ Spike	12 SAVICHEV A	Spike
142	Sub	4 ABD ALLA AZ	Out						
		11 ABD ELLATIF R	In						
142			Opp error +				Serve	4 YAKUNIN S	Serve Hit
					2-8	6	Spike	7 GORDIYENKO D	Fault
143	Serve	11 ABD ELLATIF R	Serve Hit						
			Opp error +				Spike	12 SAVICHEV A	Fault
144	Serve	11 ABD ELLATIF R	Serve Hit						
	Block	5 ELBAHAHEY TA	Fault				+ Spike	10 BAYCHIK A	Spike
145	Spike	12 ABOUELYAZEID MA	Spike +				Serve	7 GORDIYENKO D	Serve Hit
					4-9	5	Block	12 SAVICHEV A	Fault
146	Serve	12 ABOUELYAZEID MA	Serve Hit						
			Opp error +				Spike	12 SAVICHEV A	Fault



PLAY BY PLAY

比赛回合文字播报

SET 4

Rally	EGY - Egypt			Lead	Score	Lead	RUS - Russian Federation		
147	Serve	12 ABOUELYAZEID MA	Serve Hit						
	Block	2 SOLIMAN AM	Fault		5-10	5	+	Spike	12 SAVICHEV A Spike
	Sub	12 ABOUELYAZEID MA	Out						
		7 HASSANEIN SA	In						
148	Spike	1 ELSHWIKH HS	Spike +		6-10	4		Serve	12 SAVICHEV A Serve Hit
	Block							Block	3 MILENIN V Fault
	Sub	5 ELBAHAHEY TA	Out						
		8 MASSOUD HM	In						
149	Serve	8 MASSOUD HM	Serve Hit						
	Dig	2 SOLIMAN AM	Fault		6-11	5	+	Spike	9 LAVRINOVICH A Spike
150	Spike	1 ELSHWIKH HS	Fault		6-12	6	+		
								Serve	10 BAYCHIK A Serve Hit
151			Opp error +		7-12	5		Set	3 MILENIN V Fault
	Serve	2 SOLIMAN AM	Serve Hit						
152	Block	11 ABD ELLATIF R	Fault		7-13	6	+	Spike	9 LAVRINOVICH A Spike
	Sub	11 ABD ELLATIF R	Out						
		4 ABD ALLA AZ	In						
	Spike	9 MOSSA ES	Spike +		8-13	5		Serve	9 LAVRINOVICH A Serve Hit
153	Dig							Dig	4 YAKUNIN S Fault
	Sub	7 HASSANEIN SA	Out						
		12 ABOUELYAZEID MA	In						
	Serve	1 ELSHWIKH HS	Serve Hit						
154	Spike	12 ABOUELYAZEID MA	Spike +		9-13	4		Block	4 YAKUNIN S Fault
	Serve	1 ELSHWIKH HS	Serve Hit						
155	Block	9 MOSSA ES	Fault		9-14	5	+	Spike	7 GORDIYENKO D Spike
	Spike	12 ABOUELYAZEID MA	Spike +		10-14	4		Serve	3 MILENIN V Serve Hit
156	Block							Block	4 YAKUNIN S Fault
	Sub	8 MASSOUD HM	Out						
		5 ELBAHAHEY TA	In						
	Serve	9 MOSSA ES	Serve Hit						
157	Block	4 ABD ALLA AZ	Kill Block +		11-14	3		Spike	12 SAVICHEV A Fault
	Serve	9 MOSSA ES	Serve Hit						
158	Spike	12 ABOUELYAZEID MA	Spike +		12-14	2		Dig	3 MILENIN V Fault
	Serve	9 MOSSA ES	Serve Hit						
159	Block	12 ABOUELYAZEID MA	Fault		12-15	3	+	Spike	7 GORDIYENKO D Spike
	Block	12 ABOUELYAZEID MA	Kill Block +		13-15	2		Serve	4 YAKUNIN S Serve Hit
160	Spike							Spike	7 GORDIYENKO D Fault
	Serve	4 ABD ALLA AZ	Serve Hit						
161	Dig	12 ABOUELYAZEID MA	Fault		13-16	3	+	Spike	12 SAVICHEV A Spike
	TIMEOUT								
162	Block	12 ABOUELYAZEID MA	Kill Block +		14-16	2		Serve	7 GORDIYENKO D Fault
163	Serve	12 ABOUELYAZEID MA	Aces +		15-16	1		Reception	6 VOLKOV A Fault
164	Serve	12 ABOUELYAZEID MA	Serve Hit						
	Block	2 SOLIMAN AM	Fault		15-17	2	+		Opp error
165	Spike	1 ELSHWIKH HS	Fault		15-18	3	+	Serve	12 SAVICHEV A Serve Hit
								Block	3 MILENIN V Kill Block
166	Serve	12 ABOUELYAZEID MA	Serve Hit					Serve	12 SAVICHEV A Serve Hit
	Spike	5 ELBAHAHEY TA	Fault		15-19	4	+	Block	9 LAVRINOVICH A Kill Block



PLAY BY PLAY

比赛回合文字播报

SET 4

Rally	EGY - Egypt			Lead	Score	Lead	RUS - Russian Federation			
	TIMEOUT									
167	Block	1 ELSHWIKH HS	Fault		15-20	5	+	Serve Spike	12 SAVICHEV A 3 MILENIN V	Serve Hit Spike
168			Opp error	+	16-20	4		Serve Dig	12 SAVICHEV A 10 BAYCHIK A	Serve Hit Fault
169	Serve Block	5 ELBAHAEY TA 2 SOLIMAN AM	Serve Hit Fault		16-21	5	+			Opp error
170	Spike	12 ABOUELYAZEID MA	Spike	+	17-21	4		Serve Block	10 BAYCHIK A 3 MILENIN V	Serve Hit Fault
171	Serve Block	2 SOLIMAN AM 1 ELSHWIKH HS	Serve Hit Fault		17-22	5	+	Spike	9 LAVRINOVICH A	Spike
172			Opp error	+	18-22	4		Serve	9 LAVRINOVICH A	Fault
173	Serve	1 ELSHWIKH HS	Serve Hit		19-22	3		Set	4 YAKUNIN S	Fault
174	Serve Spike	1 ELSHWIKH HS 12 ABOUELYAZEID MA	Serve Hit Spike	+	20-22	2		Block	4 YAKUNIN S	Fault
175	Serve Block	1 ELSHWIKH HS 4 ABD ALLA AZ	Serve Hit Fault		20-23	3	+	Spike	7 GORDIYENKO D	Spike
176	Spike	12 ABOUELYAZEID MA	Fault		20-24	4	+	Serve Block	3 MILENIN V 12 SAVICHEV A	Serve Hit Kill Block
177	Spike	9 MOSSA ES	Fault		20-25	5	+	Serve	3 MILENIN V	Serve Hit Opp error

SET 5

Rally	EGY - Egypt			Lead	Score	Lead	RUS - Russian Federation				
178	Serve	1 ELSHWIKH HS	Serve Hit					Block	3 MILENIN V	Fault	
179	Serve Block	1 ELSHWIKH HS 4 ABD ALLA AZ	Serve Hit Fault	1	1-0			+	Spike	3 MILENIN V	Spike
180			Opp error	+	1	2-1		Serve Spike	3 MILENIN V 7 GORDIYENKO D	Serve Hit Fault	
181	Serve Spike	9 MOSSA ES 12 ABOUELYAZEID MA	Serve Hit Fault		2-2		+			Opp error	
182	Serve Block	4 ABD ALLA AZ	Serve Hit Fault		2-3	1	+	Serve Spike	4 YAKUNIN S 7 GORDIYENKO D	Serve Hit Spike	
183	Dig	9 MOSSA ES	Fault		2-4	2	+	Serve	4 YAKUNIN S	Aces	
184	Spike	12 ABOUELYAZEID MA	Spike	+	3-4	1		Serve Block	4 YAKUNIN S 10 BAYCHIK A	Serve Hit Fault	
185	Sub	9 MOSSA ES 7 HASSANEIN SA	Out In								
185	Serve	4 ABD ALLA AZ T E A M	Serve Hit Fault		3-5	2	+	Spike	7 GORDIYENKO D	Spike	
186	Serve Spike	7 GORDIYENKO D 2 SOLIMAN AM	Serve Hit Fault		3-6	3	+	Serve	7 GORDIYENKO D	Serve Hit Opp error	
187	Serve Spike	7 GORDIYENKO D 12 ABOUELYAZEID MA	Serve Hit Spike	+	4-6	2		Serve Dig	7 GORDIYENKO D 7 GORDIYENKO D	Serve Hit Fault	
188	Serve Spike	12 ABOUELYAZEID MA 12 ABOUELYAZEID MA	Serve Hit Spike	+	5-6	1		Dig	6 VOLKOV A	Fault	



PLAY BY PLAY

比赛回合文字播报

SET 5

Rally	EGY - Egypt			Lead	Score	Lead	RUS - Russian Federation		
189	Serve	12 ABOUELYAZEID MA	Serve Hit						
	Spike	5 ELBAHAHEY TA	Fault		5-7	2	+	Block	9 LAVRINOVICH A Kill Block
190			Opp error	+	6-7	1		Serve	12 SAVICHEV A Serve Hit
								Spike	3 MILENIN V Fault
191	Serve	5 ELBAHAHEY TA	Serve Hit						
	Dig	1 ELSHWIKH HS	Fault		6-8	2	+		Opp error
192	Sub	7 HASSANEIN SA	Out						
		9 MOSSA ES	In						
192	Dig	12 ABOUELYAZEID MA	Fault		6-9	3	+	Serve	10 BAYCHIK A Serve Hit
								Spike	9 LAVRINOVICH A Spike
193	Sub	2 SOLIMAN AM	Out						
		6 EMARA MAE	In						
193	Spike	1 ELSHWIKH HS	Fault		6-10	4	+	Serve	10 BAYCHIK A Serve Hit
								Block	3 MILENIN V Kill Block
194		TIMEOUT							
		T E A M		Fault	6-11	5	+		Opp error
195	Sub	5 ELBAHAHEY TA	Out						
		8 MASSOUD HM	In						
195	Sub	6 EMARA MAE	Out						
		2 SOLIMAN AM	In						
195			Opp error	+	7-11	4		Serve	10 BAYCHIK A Serve Hit
								Block	3 MILENIN V Fault
196	Serve	2 SOLIMAN AM	Serve Hit						
	Block	4 ABD ALLA AZ	Fault		7-12	5	+	Spike	9 LAVRINOVICH A Spike
197		TIMEOUT							
	Dig	10 ABDEL-LATIF ANH	Fault		7-13	6	+	Serve	9 LAVRINOVICH A Serve Hit
197								Spike	7 GORDIYENKO D Spike
	Sub	8 MASSOUD HM	Out						
198		5 ELBAHAHEY TA	In						
	Spike	4 ABD ALLA AZ	Spike	+	8-13	5		Serve	9 LAVRINOVICH A Serve Hit
198								T E A M	Fault
	Serve	1 ELSHWIKH HS	Serve Hit						
199			Opp error	+	9-13	4		Spike	3 MILENIN V Fault
200		TIMEOUT							
	Serve	1 ELSHWIKH HS	Serve Hit						
200	Dig	5 ELBAHAHEY TA	Fault		9-14	5	+	Spike	7 GORDIYENKO D Spike
	201								
Spike		12 ABOUELYAZEID MA	Fault		9-15	6	+	Serve	3 MILENIN V Serve Hit
								Opp error	

Legend:

+ Point scored by team Opp Opponent Sub Substitution



MATCH RESULT

比赛结果表

P2

Match Duration: 1h52m
Spectators: 2,400

EGY vs RUS
2 vs 3

Team	Sets	1	2	3	4	5	Total
EGY	2	25	16	25	20	9	95
RUS	3	22	25	19	25	15	106
Playing Time		22m	20m	22m	21m	15m	1h40m

First Referee: MEULENKAMP Martijn (NED)

Second Referee: CAMPBELL Joseph (USA)

EGY - EGYPT								
No	C/L	Name	1	2	3	4	5 Pts	
1		ELSHWIKH Hesham Salah	2	1	2	1	1	12
2		SOLIMAN Ahmed Mohamed	1	6	1	6	6	6
3		ABD ELAAL Abd Elaal Mohamed			1			0
4		ABD ALLA Ashraf Zaghloul	4	3	4	3	3	5
5	C	ELBAHAHEY Taher Adel	6	5	6	5	5	1
6		EMARA Mohamed Abd Elhamed	2				2	0
7		HASSANEIN Salah Atta		12		12	9	0
8		MASSOUD Hossam Massoud	5	5	5	5	5	2
9		MOSSA El Saad	3	2	3	2	2	6
10	L	ABDEL-LATIF Abdel Nabi Hassan	L	L	L	L	L	0
11		ABD ELLATIF Rezek		4	4	4		1
12		ABOUELYAZEID Mohamed A.	5	4	5	4	4	28
Head Coach:		de HAAN Jouke (EGY)						
Assistant Coach:		ELAIUTY Mosaad Rashad (EGY)						

RUS - RUSSIAN FEDERATION								
No	C/L	Name	1	2	3	4	5 Pts	
1		BUKIN Tanatkan						0
2		POZDEEV Sergey						0
3		MILENIN Viktor	2	2	2	2	2	15
4	C	YAKUNIN Sergey	3	3	3	3	3	2
5		UPOROV Sergey						0
6	L	VOLKOV Alexey	L	L	L	L	L	0
7		GORDIYENKO Dmitriy	4	4	4	4	4	23
8		KUZOVNIKOV Evgeny						0
9		LAVRINOVICH Andrey	1	1	1	1	1	13
10		BAYCHIK Alexander	6	6	6	6	6	2
11		TIMCHENKO Maksim						0
12		SAVICHEV Alexander	5	5	5	5	5	18
Head Coach:		D'YAKOV Victor (RUS)						
Assistant Coach:		SEMENKINA Liudmila (RUS)						

TEAM AND PLAYER PERFORMANCES

Won	Total Atts	No	Name
41	184	Total Team	
19	73	12	ABOUELYAZEID Mohamed A.
10	47	1	ELSHWIKH Hesham Salah
4	23	9	MOSSA El Saad
16	104	Total Team	
7	22	12	ABOUELYAZEID Mohamed A.
4	29	4	ABD ALLA Ashraf Zaghloul
2	14	9	MOSSA El Saad
4	96	Total Team	
2	20	12	ABOUELYAZEID Mohamed A.
1	9	2	SOLIMAN Ahmed Mohamed
1	6	8	MASSOUD Hossam Massoud
34		Total Team	
95	384	Total Team	
28	115	12	ABOUELYAZEID Mohamed A.

Scoring Skills
Spike
Block
Serve
Opp Error
Total
Best Scorer

Won	Total Atts	No	Name
54	180	Total Team	
20	54	7	GORDIYENKO Dmitriy
12	41	3	MILENIN Viktor
10	37	12	SAVICHEV Alexander
17	101	Total Team	
8	26	12	SAVICHEV Alexander
4	13	9	LAVRINOVICH Andrey
3	21	3	MILENIN Viktor
2	104	Total Team	
1	18	4	YAKUNIN Sergey
1	16	7	GORDIYENKO Dmitriy
33		Total Team	
106	385	Total Team	
23	82	7	GORDIYENKO Dmitriy

Legend:			
Atts	Attempts	C	Team Captain
n	Starting Line-Up where n=starting position on Court (i.e. positions 1 to 6)	L	Libero Player
nn	Substitute where nn=jersey number of out going player	Opp	Opponent
		L	Substitute Libero
		Pts	Points scored



MATCH STATISTICS

比赛技术统计

P3

Match Duration: 1h52m
Spectators: 2,400




EGY vs RUS
2 vs 3

Team	Sets	1	2	3	4	5	Total
EGY	2	25	16	25	20	9	95
RUS	3	22	25	19	25	15	106
Playing Time		22m	20m	22m	21m	15m	1h40m

First Referee: MEULENKAMP Martijn (NED)

Second Referee: CAMPBELL Joseph (USA)

EGY - EGYPT

Scoring Spikers	Rk	No	Name	Spikes	Faults	Shots	Total Attempts	Eff %
	1	12	ABOUELYAZEID Mohamed A.	19	14	40	73	6.85
	2	1	ELSHWIKH Hesham Salah	10	8	29	47	4.26
		9	MOSSA El Saad	4	5	14	23	
		4	ABD ALLA Ashraf Zaghloul	1	1	12	14	
		2	SOLIMAN Ahmed Mohamed	4	3	5	12	
		5	ELBAHAHEY Taher Adel	1	2	7	10	
		11	ABD ELLATIF Rezek	1	2	-	3	
		8	MASSOUD Hossam Massoud	1	-	1	2	
		3	ABD ELAAL Abd Elaal Mohamed	-	-	-	-	
		6	EMARA Mohamed Abd Elhamed	-	-	-	-	
	7	HASSANEIN Salah Atta	-	-	-	-		
	10	ABDEL-LATIF Abdel Nabi Hassan	-	-	-	-		
Limit	15.00 %							
Team Totals				41	35	108	184	3.26
Scoring Blockers	Rk	No	Name	Kill Blocks	Faults	Rebounds	Total Attempts	Avg by Set
	1	12	ABOUELYAZEID Mohamed A.	7	9	6	22	1.40
	2	4	ABD ALLA Ashraf Zaghloul	4	11	14	29	0.80
	3	9	MOSSA El Saad	2	4	8	14	0.40
	3	1	ELSHWIKH Hesham Salah	2	3	8	13	0.40
	5	2	SOLIMAN Ahmed Mohamed	1	6	7	14	0.20
	6	5	ELBAHAHEY Taher Adel	-	5	3	8	0.00
	6	11	ABD ELLATIF Rezek	-	2	2	4	0.00
		3	ABD ELAAL Abd Elaal Mohamed	-	-	-	-	
		6	EMARA Mohamed Abd Elhamed	-	-	-	-	
		7	HASSANEIN Salah Atta	-	-	-	-	
	8	MASSOUD Hossam Massoud	-	-	-	-		
	10	ABDEL-LATIF Abdel Nabi Hassan	-	-	-	-		
Team Totals				16	40	48	104	3.20
Scoring Servers	Rk	No	Name	Aces	Faults	Serve Hits	Total Attempts	Avg by Set
	1	12	ABOUELYAZEID Mohamed A.	2	-	18	20	0.40
	2	2	SOLIMAN Ahmed Mohamed	1	-	8	9	0.20
	2	8	MASSOUD Hossam Massoud	1	1	4	6	0.20
	4	1	ELSHWIKH Hesham Salah	-	-	21	21	0.00
	4	9	MOSSA El Saad	-	1	15	16	0.00
	4	4	ABD ALLA Ashraf Zaghloul	-	-	12	12	0.00
	4	5	ELBAHAHEY Taher Adel	-	-	7	7	0.00
	4	11	ABD ELLATIF Rezek	-	-	4	4	0.00
	4	6	EMARA Mohamed Abd Elhamed	-	-	1	1	0.00
		3	ABD ELAAL Abd Elaal Mohamed	-	-	-	-	
	7	HASSANEIN Salah Atta	-	-	-	-		
	10	ABDEL-LATIF Abdel Nabi Hassan	-	-	-	-		
Team Totals				4	2	90	96	0.80
Team	Opponent Errors & Team Faults			34	3			



MATCH STATISTICS

比赛技术统计

P3

Match Duration: 1h52m
Spectators: 2,400




EGY vs RUS
2 vs 3

Team	Sets	1	2	3	4	5	Total
EGY	2	25	16	25	20	9	95
RUS	3	22	25	19	25	15	106
Playing Time		22m	20m	22m	21m	15m	1h40m

First Referee: MEULENKAMP Martijn (NED)

Second Referee: CAMPBELL Joseph (USA)

EGY - EGYPT

Non-scoring Diggers		Rk	No	Name	Digs	Faults	Receptions	Total Attempts	Avg by Set	
	1	10	ABDEL-LATIF Abdel Nabi Hassan	33	3	7	43	6.60		
	2	1	ELSHWIKH Hesham Salah	17	5	4	26	3.40		
	3	5	ELBAHAHEY Taher Adel	11	3	4	18	2.20		
	4	4	ABD ALLA Ashraf Zaghloul	9	1	4	14	1.80		
	4	9	MOSSA El Saad	9	2	2	13	1.80		
	6	12	ABOUELYAZEID Mohamed A.	8	6	6	20	1.60		
	7	8	MASSOUD Hossam Massoud	5	-	2	7	1.00		
	8	2	SOLIMAN Ahmed Mohamed	4	1	-	5	0.80		
	9	11	ABD ELLATIF Rezek	2	-	-	2	0.40		
	10	7	HASSANEIN Salah Atta	1	2	-	3	0.20		
	3	ABD ELAAL Abd Elaal Mohamed	-	-	-	-	-			
	6	EMARA Mohamed Abd Elhamed	-	-	-	-	-			
Team Totals					99	23	29	151	19.80	
Non-scoring Setters		Rk	No	Name	Running Sets	Faults	Still Sets	Total Attempts	Avg by Set	
	1	1	ELSHWIKH Hesham Salah	6	-	31	37	1.20		
	1	8	MASSOUD Hossam Massoud	6	-	15	21	1.20		
	3	5	ELBAHAHEY Taher Adel	3	-	38	41	0.60		
	4	12	ABOUELYAZEID Mohamed A.	1	-	10	11	0.20		
	5	4	ABD ALLA Ashraf Zaghloul	-	-	16	16	0.00		
	5	10	ABDEL-LATIF Abdel Nabi Hassan	-	-	8	8	0.00		
	5	11	ABD ELLATIF Rezek	-	-	6	6	0.00		
	5	2	SOLIMAN Ahmed Mohamed	-	-	4	4	0.00		
	5	9	MOSSA El Saad	-	-	3	3	0.00		
		3	ABD ELAAL Abd Elaal Mohamed	-	-	-	-	-		
	6	EMARA Mohamed Abd Elhamed	-	-	-	-	-			
	7	HASSANEIN Salah Atta	-	-	-	-	-			
Team Totals					16	-	131	147	3.20	
Non-scoring Receivers		Rk	No	Name	Excellents	Faults	Serve Receptions	Total Attempts	Succ %	
	1	10	ABDEL-LATIF Abdel Nabi Hassan	26	-	1	27	96.30		
		1	ELSHWIKH Hesham Salah	16	-	1	17			
		12	ABOUELYAZEID Mohamed A.	13	1	-	14			
		9	MOSSA El Saad	11	1	-	12			
		4	ABD ALLA Ashraf Zaghloul	6	-	1	7			
		5	ELBAHAHEY Taher Adel	5	-	-	5			
		8	MASSOUD Hossam Massoud	3	1	-	4			
		7	HASSANEIN Salah Atta	3	-	-	3			
		2	SOLIMAN Ahmed Mohamed	-	-	-	-			
		3	ABD ELAAL Abd Elaal Mohamed	-	-	-	-			
		6	EMARA Mohamed Abd Elhamed	-	-	-	-			
Limit		11	ABD ELLATIF Rezek	-	-	-	-			
25.00 %	Team Totals					83	3	3	89	93.26

Legend:	Avg	Eff%	Rk	Succ %
	Average	Efficiency	Rank	Success %



MATCH STATISTICS

比赛技术统计

P3

Match Duration: 1h52m
Spectators: 2,400




EGY vs RUS
2 3

Team	Sets	1	2	3	4	5	Total
EGY	2	25	16	25	20	9	95
RUS	3	22	25	19	25	15	106
Playing Time		22m	20m	22m	21m	15m	1h40m

First Referee: MEULENKAMP Martijn (NED)

Second Referee: CAMPBELL Joseph (USA)

RUS - RUSSIAN FEDERATION

Scoring Spikers	Rk	No	Name	Spikes	Faults	Shots	Total Attempts	Eff %
	1	7	GORDIYENKO Dmitriy	20	8	26	54	22.22
	2	3	MILENIN Viktor	12	5	24	41	17.07
	3	12	SAVICHEV Alexander	10	10	17	37	0.00
	9	LAVRINOVICH Andrey	9	6	10	25		
	10	BAYCHIK Alexander	2	2	12	16		
	4	YAKUNIN Sergey	1	1	5	7		
	1	BUKIN Tanatkan	-	-	-	-		
	2	POZDEEV Sergey	-	-	-	-		
	5	UPOROV Sergey	-	-	-	-		
	6	VOLKOV Alexey	-	-	-	-		
	8	KUZOVNIKOV Evgeny	-	-	-	-		
11	TIMCHENKO Maksim	-	-	-	-			
Limit	15.00 %							
Team Totals				54	32	94	180	12.22
Scoring Blockers	Rk	No	Name	Kill Blocks	Faults	Rebounds	Total Attempts	Avg by Set
	1	12	SAVICHEV Alexander	8	6	12	26	1.60
	2	9	LAVRINOVICH Andrey	4	1	8	13	0.80
	3	3	MILENIN Viktor	3	11	7	21	0.60
	4	7	GORDIYENKO Dmitriy	2	1	9	12	0.40
	5	4	YAKUNIN Sergey	-	3	15	18	0.00
	5	10	BAYCHIK Alexander	-	2	9	11	0.00
	1	BUKIN Tanatkan	-	-	-	-		
	2	POZDEEV Sergey	-	-	-	-		
	5	UPOROV Sergey	-	-	-	-		
	6	VOLKOV Alexey	-	-	-	-		
	8	KUZOVNIKOV Evgeny	-	-	-	-		
11	TIMCHENKO Maksim	-	-	-	-			
Team Totals				17	24	60	101	3.40
Scoring Servers	Rk	No	Name	Aces	Faults	Serve Hits	Total Attempts	Avg by Set
	1	4	YAKUNIN Sergey	1	1	16	18	0.20
	1	7	GORDIYENKO Dmitriy	1	1	14	16	0.20
	3	3	MILENIN Viktor	-	1	25	26	0.00
	3	9	LAVRINOVICH Andrey	-	1	18	19	0.00
	3	10	BAYCHIK Alexander	-	-	13	13	0.00
	3	12	SAVICHEV Alexander	-	-	12	12	0.00
	1	BUKIN Tanatkan	-	-	-	-		
	2	POZDEEV Sergey	-	-	-	-		
	5	UPOROV Sergey	-	-	-	-		
	6	VOLKOV Alexey	-	-	-	-		
	8	KUZOVNIKOV Evgeny	-	-	-	-		
11	TIMCHENKO Maksim	-	-	-	-			
Team Totals				2	4	98	104	0.40
Team	Opponent Errors & Team Faults			33	5			



MATCH STATISTICS

比赛技术统计

P3

Match Duration: 1h52m
Spectators: 2,400




EGY vs RUS
2 3

Team	Sets	1	2	3	4	5	Total
EGY	2	25	16	25	20	9	95
RUS	3	22	25	19	25	15	106
Playing Time		22m	20m	22m	21m	15m	1h40m

First Referee: MEULENKAMP Martijn (NED)

Second Referee: CAMPBELL Joseph (USA)

RUS - RUSSIAN FEDERATION

Non-scoring Diggers	Rk	No	Name	Digs	Faults	Receptions	Total Attempts	Avg by Set
	1	3	MILENIN Viktor	20	1	4	25	4.00
	2	6	VOLKOV Alexey	19	4	4	27	3.80
	3	4	YAKUNIN Sergey	17	5	3	25	3.40
	4	12	SAVICHEV Alexander	15	3	6	24	3.00
	5	10	BAYCHIK Alexander	13	4	2	19	2.60
	6	9	LAVRINOVICH Andrey	12	4	3	19	2.40
	6	7	GORDIYENKO Dmitriy	12	3	2	17	2.40
		1	BUKIN Tanatkan	-	-	-	-	-
		2	POZDEEV Sergey	-	-	-	-	-
		5	UPOROV Sergey	-	-	-	-	-
		8	KUZOVNIKOV Evgeny	-	-	-	-	-
	11	TIMCHENKO Maksim	-	-	-	-	-	
Team Totals				108	24	24	156	21.60
Non-scoring Setters	Rk	No	Name	Running Sets	Faults	Still Sets	Total Attempts	Avg by Set
	1	4	YAKUNIN Sergey	8	1	80	89	1.60
	2	10	BAYCHIK Alexander	-	1	29	30	0.00
	2	3	MILENIN Viktor	-	1	8	9	0.00
	2	9	LAVRINOVICH Andrey	-	-	7	7	0.00
	2	6	VOLKOV Alexey	-	-	6	6	0.00
	2	7	GORDIYENKO Dmitriy	-	-	6	6	0.00
	2	12	SAVICHEV Alexander	-	-	5	5	0.00
		1	BUKIN Tanatkan	-	-	-	-	-
		2	POZDEEV Sergey	-	-	-	-	-
		5	UPOROV Sergey	-	-	-	-	-
		8	KUZOVNIKOV Evgeny	-	-	-	-	-
	11	TIMCHENKO Maksim	-	-	-	-	-	
Team Totals				8	3	141	152	1.60
Non-scoring Receivers	Rk	No	Name	Excellents	Faults	Serve Receptions	Total Attempts	Succ %
	1	12	SAVICHEV Alexander	22	1	2	25	88.00
	2	6	VOLKOV Alexey	21	1	2	24	87.50
		3	MILENIN Viktor	11	-	-	11	-
		9	LAVRINOVICH Andrey	8	-	-	8	-
		4	YAKUNIN Sergey	7	-	-	7	-
		10	BAYCHIK Alexander	6	-	-	6	-
		7	GORDIYENKO Dmitriy	3	1	1	5	-
		1	BUKIN Tanatkan	-	-	-	-	-
		2	POZDEEV Sergey	-	-	-	-	-
		5	UPOROV Sergey	-	-	-	-	-
		8	KUZOVNIKOV Evgeny	-	-	-	-	-
	11	TIMCHENKO Maksim	-	-	-	-	-	
Team Totals				78	3	5	86	90.70
Limit								
25.00 %								

Legend:	Avg	Eff%	Efficiency	Rk	Rank	Succ %	Success %
---------	-----	------	------------	----	------	--------	-----------



START LIST

参赛名单

CHN vs BRA

P1

First Referee: UVAROV Oleg (RUS)

Second Referee: MEULENKAMP Martijn (NED)

CHN - CHINA Uniform Colour: WHITE

No	C/L	Name	Sport Class	Date of Birth	Tournament Totals				
					Spike	Block	Serve	Total	%
1		TONG Jiao	D	18 AUG 1974	7	1	1	9	4.95
2		DOU Wencheng	D	5 AUG 1983	0	0	0	0	0.00
3	C	HUANG Chunji	D	11 FEB 1978	0	0	0	0	0.00
5		GAO Hui	D	7 SEP 1987	32	6	3	41	22.53
6		LI Ji	D	12 AUG 1985	0	0	0	0	0.00
7		WANG Xiaolang	D	15 AUG 1980	0	0	0	0	0.00
8		ZHOU Canming	D	3 MAR 1982	16	4	3	23	12.64
9		WANG Haidong	D	30 JAN 1980	24	5	7	36	19.78
10		LI Mingfa	D	17 DEC 1984	20	5	1	26	14.29
11		ZHANG Zhongmin	MD	25 AUG 1978	35	9	3	47	25.82
12		LI Lei	MD	23 MAR 1991	0	0	0	0	0.00
13	L	DING Xiaochao	D	13 JUL 1987	0	0	0	0	0.00

Head Coach: LIU Fangqing (CHN) Assistant: ZHANG Guiying (CHN)

Results in these Paralympic Games	Phase	Opponent	Sets	Points per Set
	5-8 Classification	JPN	3 - 0	25-11, 25-10, 25-18
	Preliminary-Pool A	IRQ	3 - 0	25-9, 25-17, 25-12
	Preliminary-Pool A	RUS	0 - 3	22-25, 22-25, 23-25
	Preliminary-Pool A	BIH	0 - 3	14-25, 22-25, 17-25

BRA - BRAZIL Uniform Colour: YELLOW

No	C/L	Name	Sport Class	Date of Birth	Tournament Totals				
					Spike	Block	Serve	Total	%
1	L	MELLO Rodrigo	D	6 JAN 1986	0	0	0	0	0.00
2		SILVA Claudio	D	21 JUL 1969	0	0	0	0	0.00
3		GOMES Guilherme	D	25 APR 1982	4	4	1	9	5.70
4		ARANTES Samuel	D	28 JAN 1987	10	0	2	12	7.59
5		SILVA Daniel	D	24 MAR 1981	4	2	6	12	7.59
6		SANTOS Deivisson	D	7 NOV 1982	3	1	1	5	3.16
7		SILVA Gilberto	D	22 DEC 1978	20	5	2	27	17.09
8		FREITAS Giovanni	D	26 MAR 1971	3	3	0	6	3.80
9		ANUNCIACAO Wellington	D	25 MAR 1985	2	0	1	3	1.90
10	C	LEITE Renato	D	11 AUG 1982	24	5	1	30	18.99
11		OLIVEIRA Wesley	D	14 NOV 1983	31	6	0	37	23.42
12		REBOLCAS Diogo	D	24 OCT 1983	8	8	1	17	10.76

Head Coach: RIBEIRO Amauri (BRA) Assistant: SILVESTRIN Adriano (BRA)

Results in these Paralympic Games	Phase	Opponent	Sets	Points per Set
	5-8 Classification	IRQ	3 - 1	23-25, 27-25, 25-15, 25-23
	Preliminary-Pool B	JPN	3 - 0	25-20, 25-17, 25-10
	Preliminary-Pool B	IRI	0 - 3	9-25, 11-25, 8-25
	Preliminary-Pool B	EGY	0 - 3	8-25, 14-25, 17-25

Legend: % Percent of total team scoring C Team Captain L Libero Player



PLAY BY PLAY

比赛回合文字播报

Match Duration: 1h23m
Spectators: 4,000

CHN vs BRA
3 vs 1

Team	Sets	1	2	3	4	Total
CHN	3	25	17	25	25	92
BRA	1	17	25	18	13	73
	Playing Time	18m	21m	20m	15m	1h14m

First Referee: UVAROV Oleg (RUS)

Second Referee: MEULENKAMP Martijn (NED)

SET 1

Rally	CHN - People's Republic of China				Lead	Score	Lead	BRA - Brazil		
1	Serve	1 TONG J	Serve Hit							
	Block	5 GAO H	Fault		0-1	1	+	Spike	8 FREITAS G	Spike
2								Serve	3 GOMES G	Serve Hit
	Spike	8 ZHOU C	Spike +		1-1			Block	11 OLIVEIRA W	Fault
3	Serve	9 WANG H	Fault		1-2	1	+			Opp error
4								Serve	8 FREITAS G	Serve Hit
	Spike	8 ZHOU C	Fault		1-3	2	+	Block	10 LEITE R	Kill Block
5								Serve	8 FREITAS G	Serve Hit
			Opp error +		2-3	1		Spike	4 ARANTES S	Fault
6	Serve	5 GAO H	Serve Hit							
	Dig	5 GAO H	Fault		2-4	2	+	Spike	11 OLIVEIRA W	Spike
7								Serve	11 OLIVEIRA W	Serve Hit
	Block	8 ZHOU C	Fault		2-5	3	+			Opp error
8								Serve	11 OLIVEIRA W	Serve Hit
	Spike	10 LI M	Spike +		3-5	2		Block	10 LEITE R	Fault
9	Serve	8 ZHOU C	Serve Hit							
	Block	10 LI M	Fault		3-6	3	+	Spike	7 SILVA G	Spike
10								Serve	10 LEITE R	Serve Hit
	Spike	11 ZHANG Z	Spike +		4-6	2		Block	7 SILVA G	Fault
11	Serve	10 LI M	Serve Hit							
	Spike	11 ZHANG Z	Spike +		5-6	1		Block	7 SILVA G	Fault
12	Serve	10 LI M	Serve Hit							
	Spike	1 TONG J	Spike +		6-6				T E A M	Fault
13	Serve	10 LI M	Serve Hit							
	Spike	11 ZHANG Z	Spike +	1	7-6			Dig	8 FREITAS G	Fault
14	Serve	10 LI M	Serve Hit							
			Opp error +	2	8-6			Spike	8 FREITAS G	Fault
15	Serve	10 LI M	Serve Hit							
	Spike	9 WANG H	Spike +	3	9-6			Block	4 ARANTES S	Fault
16	Serve	10 LI M	Serve Hit							
	Block	1 TONG J	Kill Block +	4	10-6			Spike	7 SILVA G	Fault
TIMEOUT										
17	Serve	10 LI M	Serve Hit							
	Block	1 TONG J	Fault	3	10-7			+	Spike	7 SILVA G
18								Serve	4 ARANTES S	Serve Hit
	Spike	1 TONG J	Spike +	4	11-7			Dig	1 MELLO R	Fault
19	Serve	11 ZHANG Z	Fault	3	11-8		+			Opp error
20								Serve	7 SILVA G	Serve Hit
			Opp error +	4	12-8			Spike	11 OLIVEIRA W	Fault



PLAY BY PLAY

比赛回合文字播报

SET 1

Rally	CHN - People's Republic of China			Lead	Score	Lead	BRA - Brazil		
21	Serve	1 TONG J	Serve Hit				Spike	8 FREITAS G	Fault
			Opp error +	5	13-8				
22	Serve	1 TONG J	Serve Hit				Dig	3 GOMES G	Fault
	Block	8 ZHOU C	Kill Block +	6	14-8				
23	Serve	1 TONG J	Serve Hit				Dig	1 MELLO R	Fault
	Spike	5 GAO H	Spike +	7	15-8				
24	Serve	1 TONG J	Serve Hit				+ Spike	8 FREITAS G	Spike
	Block	5 GAO H	Fault	6	15-9		Serve	3 GOMES G	Serve Hit
25	Spike	11 ZHANG Z	Spike +	7	16-9		T E A M		Fault
26	Serve	9 WANG H	Fault	6	16-10		+ Block	8 FREITAS G	Kill Block
							Serve	8 FREITAS G	Serve Hit
27			Opp error +	7	17-10		Spike	11 OLIVEIRA W	Fault
28	Serve	5 GAO H	Serve Hit				Block	4 ARANTES S	Fault
	Spike	8 ZHOU C	Spike +	8	18-10				
							TIMEOUT		
29	Serve	5 GAO H	Serve Hit						
	Spike	8 ZHOU C	Fault	7	18-11		+ Opp error		
30	Spike	11 ZHANG Z	Spike +	8	19-11		Serve	11 OLIVEIRA W	Serve Hit
							Block	10 LEITE R	Fault
31	Serve	8 ZHOU C	Serve Hit				Spike	10 LEITE R	Fault
	Block	11 ZHANG Z	Kill Block +	9	20-11				
32	Serve	8 ZHOU C	Serve Hit				+ Spike	7 SILVA G	Spike
	Block	1 TONG J	Fault	8	20-12		Sub	3 GOMES G	Out
								9 ANUNCIACAO W	In
33	Spike	11 ZHANG Z	Fault	7	20-13		Serve	10 LEITE R	Serve Hit
							+ Opp error		
34	Dig	9 WANG H	Fault	6	20-14		Serve	10 LEITE R	Serve Hit
							+ Opp error		
35	Spike	1 TONG J	Spike +	7	21-14		Serve	10 LEITE R	Serve Hit
							Dig	8 FREITAS G	Fault
36	Serve	10 LI M	Serve Hit				+ Spike	4 ARANTES S	Spike
	Block	11 ZHANG Z	Fault	6	21-15		Sub	4 ARANTES S	Out
								6 SANTOS D	In
37			Opp error +	7	22-15		Serve	6 SANTOS D	Fault
38	Serve	11 ZHANG Z	Serve Hit				Block	8 FREITAS G	Fault
	Spike	11 ZHANG Z	Spike +	8	23-15				
39	Serve	11 ZHANG Z	Serve Hit				Spike	7 SILVA G	Fault
	Spike	5 GAO H	Spike +	9	24-15				
40	Serve	11 ZHANG Z	Fault	8	24-16		+ Block	9 ANUNCIACAO W	Kill Block
							Serve	7 SILVA G	Serve Hit
41	Block	9 WANG H	Fault	7	24-17		+ Spike	11 OLIVEIRA W	Spike
							Serve	7 SILVA G	Serve Hit
42	Block	5 GAO H	Kill Block +	8	25-17		Spike	7 SILVA G	Fault



PLAY BY PLAY

比赛回合文字播报

SET 2

Rally	CHN - People's Republic of China				Lead	Score	Lead	BRA - Brazil			
43	Spike	5	GAO H	Spike +	1	1-0		Serve	3	GOMES G T E A M	Serve Hit Fault
44	Serve	9	WANG H	Serve Hit Opp error +	2	2-0		Spike	10	LEITE R	Fault
45	Serve	9	WANG H	Aces +	3	3-0		Reception	1	MELLO R	Fault
46	Serve	9	WANG H	Serve Hit							
47	Block	8	ZHOU C	Fault	2	3-1		+ Spike	11	OLIVEIRA W	Spike
48	Serve	5	GAO H	Serve Hit				Serve	8	FREITAS G	Serve Hit
49	Spike	5	GAO H	Spike +	3	4-1		Dig	1	MELLO R	Fault
50	Serve	5	GAO H	Serve Hit							
51	Spike	10	LI M	Fault	2	4-2		+ Block	10	LEITE R	Kill Block
52	Serve	8	ZHOU C	Serve Hit				Serve	11	OLIVEIRA W	Serve Hit
53	Spike	8	ZHOU C	Spike +	3	5-2		Block	7	SILVA G	Fault
54	Serve	8	ZHOU C	Serve Hit							
55	Spike	11	ZHANG Z	Spike +	4	6-2		Spike	10	LEITE R	Fault
56								TIMEOUT			
57	Serve	8	ZHOU C	Fault	3	6-3					
58	Serve	8	ZHOU C	Fault	3	6-3		+ Opp error			
59	Serve	10	LI M	Serve Hit				Serve	10	LEITE R	Serve Hit
60	Block	11	ZHANG Z	Kill Block +	4	7-3		Spike	4	ARANTES S	Fault
61	Serve	10	LI M	Serve Hit							
62	Serve	10	LI M	Serve Hit				+ Spike	4	ARANTES S	Spike
63	Set	1	TONG J	Fault	2	7-5		+ Serve	4	ARANTES S	Aces
64	Set	1	TONG J	Fault	1	7-6		+ Serve	4	ARANTES S	Aces
65	Serve	4	ARANTES S	Serve Hit				Serve	4	ARANTES S	Serve Hit
66	Serve	4	ARANTES S	Serve Hit				Dig	3	GOMES G	Fault
67	Serve	11	ZHANG Z	Fault	1	8-6		+ Opp error			
68	Serve	11	ZHANG Z	Fault	1	8-7					
69	Serve	7	SILVA G	Serve Hit				Serve	7	SILVA G	Serve Hit
70	Spike	5	GAO H	Spike +	2	9-7		Block	11	OLIVEIRA W	Fault
71	Serve	1	TONG J	Serve Hit							
72	Block	9	WANG H	Fault	1	9-8		+ Spike	11	OLIVEIRA W	Spike
73	Serve	1	TONG J	Serve Hit				Serve	3	GOMES G	Serve Hit
74	Spike	8	ZHOU C	Fault				+ Block	10	LEITE R	Kill Block
75	Serve	3	GOMES G	Serve Hit				Serve	3	GOMES G	Serve Hit
76	Spike	5	GAO H	Spike +	1	10-9		Dig	4	ARANTES S	Fault
77	Serve	9	WANG H	Fault							
78	Serve	9	WANG H	Fault				+ Opp error			
79	Serve	9	WANG H	Fault				Serve	8	FREITAS G	Serve Hit
80	Spike	8	ZHOU C	Fault							
81	Serve	8	ZHOU C	Fault				+ Opp error			
82	Serve	8	ZHOU C	Fault				Serve	8	FREITAS G	Serve Hit
83	Set	9	WANG H	Fault				+ Opp error			
84	Serve	8	ZHOU C	Fault				Serve	8	FREITAS G	Serve Hit
85	Serve	8	ZHOU C	Fault				+ Opp error			
86	Serve	8	ZHOU C	Fault				Serve	8	FREITAS G	Serve Hit
87	Serve	8	ZHOU C	Fault				+ Block	11	OLIVEIRA W	Kill Block
88								TIMEOUT			
89	Serve	8	ZHOU C	Fault				Serve	8	FREITAS G	Serve Hit
90	Serve	8	ZHOU C	Fault				+ Opp error			
91	Serve	8	ZHOU C	Fault				Serve	8	FREITAS G	Serve Hit
92	Serve	8	ZHOU C	Fault				+ Aces			
93	Serve	8	ZHOU C	Fault				Serve	8	FREITAS G	Serve Hit
94	Serve	8	ZHOU C	Fault				Block	10	LEITE R	Fault
95	Serve	5	GAO H	Serve Hit							
96	Block	8	ZHOU C	Fault				+ Spike	4	ARANTES S	Spike
97	Block	8	ZHOU C	Fault							



PLAY BY PLAY

比赛回合文字播报

SET 2

Rally	CHN - People's Republic of China			Lead	Score	Lead	BRA - Brazil		
70	Block	8 ZHOU C	Fault		11-17	6	Serve	11 OLIVEIRA W	Serve Hit
							+ Spike	7 SILVA G	Spike
71			Opp error	+	12-17	5	Serve	11 OLIVEIRA W	Serve Hit
							Block	4 ARANTES S	Fault
72	Serve	8 ZHOU C	Serve Hit						
	Block	10 LI M	Fault		12-18	6	+ Spike	7 SILVA G	Spike
73		T E A M	Fault		12-19	7	+ Serve	10 LEITE R	Aces
	Sub	8 ZHOU C	Out				Sub	3 GOMES G	Out
		2 DOU W	In					12 REBOLCAS D	In
74			Opp error	+	13-19	6	Serve	10 LEITE R	Fault
75	Serve	10 LI M	Fault		13-20	7	+		Opp error
							Serve	4 ARANTES S	Serve Hit
76	Spike	11 ZHANG Z	Spike	+	14-20	6	Dig	1 MELLO R	Fault
	Serve	11 ZHANG Z	Serve Hit						
77	Spike	5 GAO H	Fault		14-21	7	+		Opp error
							Serve	7 SILVA G	Serve Hit
78			Opp error	+	15-21	6	Block	8 FREITAS G	Fault
	Serve	1 TONG J	Serve Hit						
79			Opp error	+	16-21	5	Spike	10 LEITE R	Fault
							Sub	12 REBOLCAS D	Out
								3 GOMES G	In
80	Serve	1 TONG J	Serve Hit						
	Block	5 GAO H	Fault		16-22	6	+ Spike	8 FREITAS G	Spike
							Serve	3 GOMES G	Serve Hit
81	Spike	9 WANG H	Spike	+	17-22	5	Block	10 LEITE R	Fault
	Serve	9 WANG H	Serve Hit						
82	Spike	10 LI M	Fault		17-23	6	+ Block	8 FREITAS G	Kill Block
83	Reception	5 GAO H	Fault		17-24	7	+ Serve	8 FREITAS G	Aces
							Serve	8 FREITAS G	Serve Hit
84	Block	5 GAO H	Fault		17-25	8	+ Spike	4 ARANTES S	Spike

SET 3

Rally	CHN - People's Republic of China			Lead	Score	Lead	BRA - Brazil		
85	Serve	1 TONG J	Serve Hit						
	Spike	9 WANG H	Spike	+	1	1-0		Block	8 FREITAS G
									Fault
86	Serve	1 TONG J	Serve Hit						
	Dig	11 ZHANG Z	Fault			1-1	+ Spike	8 FREITAS G	Spike
							Serve	3 GOMES G	Serve Hit
87	Spike	9 WANG H	Spike	+	1	2-1		T E A M	Fault
	Serve	9 WANG H	Serve Hit						
88	Spike	10 LI M	Fault			2-2	+		Opp error
							Serve	8 FREITAS G	Serve Hit
89	Block	5 GAO H	Kill Block	+	1	3-2	Set	4 ARANTES S	Fault
	Serve	5 GAO H	Serve Hit						
90	Dig	11 ZHANG Z	Fault			3-3	+ Spike	4 ARANTES S	Spike
91	Block	11 ZHANG Z	Kill Block	+	1	4-3	Serve	11 OLIVEIRA W	Fault
	Serve	8 ZHOU C	Serve Hit						
92	Block	11 ZHANG Z	Fault			4-4	+ Spike	10 LEITE R	Spike



PLAY BY PLAY

比赛回合文字播报

SET 3

Rally	CHN - People's Republic of China				Lead	Score	Lead	BRA - Brazil			
								Serve	10 LEITE R	Serve Hit	
93	Block	11 ZHANG Z	Kill Block	+	1	5-4		Spike	4 ARANTES S	Fault	
	Serve	10 LI M	Serve Hit								
94	Spike	9 WANG H	Fault			5-5	+	Block	4 ARANTES S	Kill Block	
	Serve							Serve	4 ARANTES S	Serve Hit	
95	Spike	9 WANG H	Spike	+	1	6-5		Dig	1 MELLO R	Fault	
96	Serve	11 ZHANG Z	Fault			6-6	+			Opp error	
	Serve							Serve	7 SILVA G	Serve Hit	
97	Spike	1 TONG J	Spike	+	1	7-6		Dig	7 SILVA G	Fault	
	Serve	1 TONG J	Serve Hit								
98	Block	9 WANG H	Fault			7-7	+	Block	11 OLIVEIRA W	Kill Block	
	Serve							Serve	3 GOMES G	Serve Hit	
99	Spike	9 WANG H	Spike	+	1	8-7		Block	11 OLIVEIRA W	Fault	
	Serve	9 WANG H	Serve Hit								
100	Block	10 LI M	Fault			8-8	+	Spike	11 OLIVEIRA W	Spike	
	Serve							Serve	8 FREITAS G	Serve Hit	
101	Spike	11 ZHANG Z	Spike	+	1	9-8		Block	11 OLIVEIRA W	Fault	
	Serve	5 GAO H	Serve Hit								
102	Dig	1 TONG J	Fault			9-9	+	Spike	11 OLIVEIRA W	Spike	
	Serve							Serve	11 OLIVEIRA W	Serve Hit	
103	Dig	5 GAO H	Fault			9-10	1	+	Spike	4 ARANTES S	Spike
	Serve							Serve	11 OLIVEIRA W	Serve Hit	
104	Block	10 LI M	Kill Block	+		10-10		Spike	10 LEITE R	Fault	
	Serve	8 ZHOU C	Serve Hit								
105			Opp error	+	1	11-10		Spike	7 SILVA G	Fault	
	Serve	8 ZHOU C	Serve Hit								
106	Spike	11 ZHANG Z	Fault			11-11	+	Block	4 ARANTES S	Kill Block	
	Serve							Serve	10 LEITE R	Serve Hit	
107	Spike	11 ZHANG Z	Spike	+	1	12-11		Block	4 ARANTES S	Fault	
	Serve	10 LI M	Serve Hit								
108			Opp error	+	2	13-11		Spike	4 ARANTES S	Fault	
	Serve	10 LI M	Serve Hit								
109			Opp error	+	3	14-11		Spike	3 GOMES G	Fault	
										TIMEOUT	
	Serve	10 LI M	Serve Hit								
110	Block	11 ZHANG Z	Kill Block	+	4	15-11		Spike	7 SILVA G	Fault	
111	Serve	10 LI M	Fault		3	15-12	+	Block	7 SILVA G	Kill Block	
112			Opp error	+	4	16-12		Serve	4 ARANTES S	Fault	
	Serve	11 ZHANG Z	Serve Hit								
113	Spike	5 GAO H	Spike	+	5	17-12		Block	3 GOMES G	Fault	
	Serve	11 ZHANG Z	Serve Hit								
114	Block	5 GAO H	Fault		4	17-13	+	Spike	7 SILVA G	Spike	
								Sub	7 SILVA G	Out	
									6 SANTOS D	In	
	Serve							Serve	6 SANTOS D	Serve Hit	
115	Spike	5 GAO H	Spike	+	5	18-13		Block	11 OLIVEIRA W	Fault	
	Serve	1 TONG J	Serve Hit								
116	Block	8 ZHOU C	Kill Block	+	6	19-13		Spike	11 OLIVEIRA W	Fault	



PLAY BY PLAY

比赛回合文字播报

SET 3

Rally	CHN - People's Republic of China				Lead	Score	Lead	BRA - Brazil			
117	Serve	1 TONG J		Serve Hit							
	Block	8 ZHOU C		Fault	5	19-14	+	Spike	11 OLIVEIRA W		Spike
118								Serve	3 GOMES G		Serve Hit
	Spike	9 WANG H		Spike +	6	20-14		Dig	6 SANTOS D		Fault
119	Serve	9 WANG H		Serve Hit							
	Block	10 LI M		Fault	5	20-15	+	Spike	8 FREITAS G		Spike
120								Serve	8 FREITAS G		Serve Hit
	Spike	5 GAO H		Spike +	6	21-15		Dig	3 GOMES G		Fault
	TIMEOUT										
121	Serve	5 GAO H		Serve Hit							
				Opp error +	7	22-15		Spike	4 ARANTES S		Fault
								Sub	4 ARANTES S		Out
									12 REBOLCAS D		In
122	Serve	5 GAO H		Serve Hit							
	Dig	5 GAO H		Fault	6	22-16	+	Spike	10 LEITE R		Spike
								Sub	6 SANTOS D		Out
									7 SILVA G		In
123								Serve	11 OLIVEIRA W		Serve Hit
	Spike	8 ZHOU C		Spike +	7	23-16			T E A M		Fault
124	Serve	8 ZHOU C		Serve Hit							
	Block	1 TONG J		Fault	6	23-17	+	Spike	12 REBOLCAS D		Spike
								Sub	3 GOMES G		Out
									9 ANUNCIACAO W		In
125								Serve	10 LEITE R		Serve Hit
	Block	10 LI M		Fault	5	23-18	+	Spike	7 SILVA G		Spike
126								Serve	10 LEITE R		Serve Hit
	Spike	11 ZHANG Z		Spike +	6	24-18		Dig	1 MELLO R		Fault
127	Serve	10 LI M		Serve Hit							
	Spike	9 WANG H		Spike +	7	25-18		Dig	8 FREITAS G		Fault

SET 4

Rally	CHN - People's Republic of China				Lead	Score	Lead	BRA - Brazil			
128								Serve	3 GOMES G		Serve Hit
	Spike	5 GAO H		Spike +	1	1-0		Dig	1 MELLO R		Fault
129	Serve	9 WANG H		Serve Hit							
	Spike	5 GAO H		Fault		1-1	+	Block	11 OLIVEIRA W		Kill Block
130								Serve	8 FREITAS G		Serve Hit
				Opp error +	1	2-1		Block	10 LEITE R		Fault
131	Serve	5 GAO H		Serve Hit							
	Spike	11 ZHANG Z		Spike +	2	3-1		Dig	4 ARANTES S		Fault
132	Serve	5 GAO H		Serve Hit							
	Dig	1 TONG J		Fault	1	3-2	+	Spike	10 LEITE R		Spike
133								Serve	11 OLIVEIRA W		Serve Hit
	Spike	11 ZHANG Z		Fault		3-3	+				Opp error
134								Serve	11 OLIVEIRA W		Serve Hit
	Spike	11 ZHANG Z		Fault		3-4	1	+			Opp error
135								Serve	11 OLIVEIRA W		Serve Hit
		T E A M		Fault		3-5	2	+	Spike	7 SILVA G	Spike



PLAY BY PLAY

比赛回合文字播报

SET 4

Rally	CHN - People's Republic of China			Lead	Score	Lead	BRA - Brazil		
136	T E A M	Fault			3-6	3	+	Serve 11 OLIVEIRA W	Serve Hit
								Spike 11 OLIVEIRA W	Spike
137	Spike 11 ZHANG Z	Spike +			4-6	2		Serve 11 OLIVEIRA W	Serve Hit
								Dig 3 GOMES G	Fault
138	Serve 8 ZHOU C	Serve Hit							
	T E A M	Fault			4-7	3	+	Spike 10 LEITE R	Spike
139	Spike 11 ZHANG Z	Spike +			5-7	2		Serve 10 LEITE R	Serve Hit
								Block 4 ARANTES S	Fault
140	Serve 10 LI M	Serve Hit							
	T E A M	Fault			5-8	3	+	Spike 4 ARANTES S	Spike
141	Spike 11 ZHANG Z	Spike +			6-8	2		Serve 4 ARANTES S	Serve Hit
								Block 3 GOMES G	Fault
142	Serve 11 ZHANG Z	Serve Hit							
	Block 5 GAO H	Kill Block +			7-8	1		Spike 7 SILVA G	Fault
143	Serve 11 ZHANG Z	Serve Hit							
	Block 1 TONG J	Fault			7-9	2	+	Spike 8 FREITAS G	Spike
144		Opp error +			8-9	1		Serve 7 SILVA G	Fault
145	Serve 1 TONG J	Serve Hit							
	Spike 5 GAO H	Spike +			9-9			Spike 3 GOMES G	Fault
146	Serve 1 TONG J	Serve Hit							
		Opp error +	1	10-9				Spike 8 FREITAS G	Fault
								TIMEOUT	
147	Serve 1 TONG J	Serve Hit							
	Block 8 ZHOU C	Fault			10-10		+	Spike 11 OLIVEIRA W	Spike
148	Spike 5 GAO H	Spike +	1	11-10				Serve 3 GOMES G	Serve Hit
								Block 8 FREITAS G	Fault
149	Serve 9 WANG H	Serve Hit							
	Block 5 GAO H	Fault			11-11		+	Spike 10 LEITE R	Spike
150	Spike 5 GAO H	Fault			11-12	1	+	Serve 8 FREITAS G	Serve Hit
									Opp error
151	Spike 5 GAO H	Spike +			12-12			Serve 8 FREITAS G	Serve Hit
								Dig 11 OLIVEIRA W	Fault
152	Serve 5 GAO H	Serve Hit							
	Spike 8 ZHOU C	Spike +	1	13-12				Block 10 LEITE R	Fault
153	Serve 5 GAO H	Serve Hit							
		Opp error +	2	14-12				Spike 3 GOMES G	Fault
154	Serve 5 GAO H	Serve Hit							
	Block 10 LI M	Kill Block +	3	15-12				Spike 4 ARANTES S	Fault
								Sub 4 ARANTES S	Out
								5 SILVA D	In
155	Serve 5 GAO H	Serve Hit							
	Block 11 ZHANG Z	Kill Block +	4	16-12				Spike 11 OLIVEIRA W	Fault
156	Serve 5 GAO H	Serve Hit							
	Spike 11 ZHANG Z	Spike +	5	17-12				Dig 3 GOMES G	Fault
								Sub 3 GOMES G	Out
								2 SILVA C	In
157	Serve 5 GAO H	Serve Hit							
	Block 10 LI M	Kill Block +	6	18-12				Spike 11 OLIVEIRA W	Fault



PLAY BY PLAY

比赛回合文字播报

SET 4

Rally	CHN - People's Republic of China				Lead	Score	Lead	BRA - Brazil		
								Sub	11 OLIVEIRA W	Out
									12 REBOLCAS D	In
158	Serve	5 GAO H	Serve Hit							
	Spike	11 ZHANG Z	Spike +	7	19-12			Block	12 REBOLCAS D	Fault
								TIMEOUT		
159	Serve	5 GAO H	Serve Hit							
	Block	10 LI M	Kill Block +	8	20-12			Spike	5 SILVA D	Fault
								Sub	5 SILVA D	Out
									4 ARANTES S	In
160	Serve	5 GAO H	Serve Hit							
	Spike	11 ZHANG Z	Spike +	9	21-12			Dig	1 MELLO R	Fault
161	Serve	5 GAO H	Serve Hit							
	Spike	11 ZHANG Z	Spike +	10	22-12			Block	12 REBOLCAS D	Fault
162	Serve	5 GAO H	Serve Hit							
	Block	11 ZHANG Z	Kill Block +	11	23-12			Spike	12 REBOLCAS D	Fault
163	Serve	5 GAO H	Serve Hit							
	Dig	11 ZHANG Z	Fault	10	23-13			+ Spike	4 ARANTES S	Spike
164	Spike	11 ZHANG Z	Spike +	11	24-13			Serve	12 REBOLCAS D	Serve Hit
								Block	10 LEITE R	Fault
165	Serve	8 ZHOU C	Serve Hit							
			Opp error +	12	25-13			Block	10 LEITE R	Fault

Legend:

+ Point scored by team Opp Opponent Sub Substitution



MATCH RESULT

比赛结果表

P2

Match Duration: 1h23m
Spectators: 4,000

CHN vs BRA
3 vs 1

Team	Sets	1	2	3	4	Total
CHN	3	25	17	25	25	92
BRA	1	17	25	18	13	73
	Playing Time	18m	21m	20m	15m	1h14m

First Referee: UVAROV Oleg (RUS)

Second Referee: MEULENKAMP Martijn (NED)

CHN - CHINA							
No	C/L	Name	1	2	3	4	5 Pts
1		TONG Jiao	1	1	1	1	5
2		DOU Wencheng		8			0
3	C	HUANG Chunji					0
5		GAO Hui	3	3	3	3	16
6		LI Ji					0
7		WANG Xiaolang					0
8		ZHOU Canming	4	4	4	4	7
9		WANG Haidong	2	2	2	2	9
10		LI Mingfa	5	5	5	5	5
11		ZHANG Zhongmin	6	6	6	6	28
12		LI Lei					0
13	L	DING Xiaochao	L	L	L	L	0
Head Coach:		LIU Fangqing (CHN)					
Assistant Coach:		ZHANG Guiying (CHN)					

BRA - BRAZIL							
No	C/L	Name	1	2	3	4	5 Pts
1	L	MELLO Rodrigo	L	L	L	L	0
2		SILVA Claudio				3	0
3		GOMES Guilherme	2	1	2	1	0
4		ARANTES Samuel	6	5	6	5	12
5		SILVA Daniel				4	0
6		SANTOS Deivisson	4		7		0
7		SILVA Gilberto	1	6	1	6	9
8		FREITAS Giovani	3	2	3	2	10
9		ANUNCIACAO Wellington	3		3		1
10	C	LEITE Renato	5	4	5	4	9
11		OLIVEIRA Wesley	4	3	4	3	12
12		REBOLCAS Diogo		3	4	11	1
Head Coach:		RIBEIRO Amauri (BRA)					
Assistant Coach:		SILVESTRIN Adriano (BRA)					

TEAM AND PLAYER PERFORMANCES

Won	Total Atts	No	Name
52	135	Total Team	
21	46	11	ZHANG Zhongmin
13	32	5	GAO Hui
8	21	9	WANG Haidong
17	90	Total Team	
7	17	11	ZHANG Zhongmin
4	17	10	LI Mingfa
3	14	5	GAO Hui
1	91	Total Team	
1	12	9	WANG Haidong
22		Total Team	
92	316	Total Team	
28	74	11	ZHANG Zhongmin

Scoring Skills
Spike
Block
Serve
Opp Error
Total
Best Scorer

Won	Total Atts	No	Name
37	144	Total Team	
9	27	11	OLIVEIRA Wesley
8	31	7	SILVA Gilberto
8	21	4	ARANTES Samuel
12	76	Total Team	
3	18	10	LEITE Renato
3	13	11	OLIVEIRA Wesley
2	15	8	FREITAS Giovani
5	74	Total Team	
2	18	8	FREITAS Giovani
2	8	4	ARANTES Samuel
1	12	10	LEITE Renato
19		Total Team	
73	294	Total Team	
12	55	11	OLIVEIRA Wesley

Legend:			
Atts	Attempts	C	Team Captain
n	Starting Line-Up where n=starting position on Court (i.e. positions 1 to 6)	L	Libero Player
nn	Substitute where nn=jersey number of out going player	Opp	Opponent
		L	Substitute Libero
		Pts	Points scored



MATCH STATISTICS

比赛技术统计

P3

Match Duration: 1h23m
Spectators: 4,000




CHN vs BRA
3 vs 1

Team	Sets	1	2	3	4	Total
CHN	3	25	17	25	25	92
BRA	1	17	25	18	13	73
Playing Time		18m	21m	20m	15m	1h14m

First Referee: UVAROV Oleg (RUS)

Second Referee: MEULENKAMP Martijn (NED)

CHN - CHINA

Scoring Spikers	Rk	No	Name	Spikes	Faults	Shots	Total Attempts	Eff %
	1	11	ZHANG Zhongmin	21	4	21	46	36.96
	2	9	WANG Haidong	8	1	12	21	33.33
	3	5	GAO Hui	13	3	16	32	31.25
		8	ZHOU Canming	5	4	4	13	
		1	TONG Jiao	4	-	7	11	
		10	LI Mingfa	1	5	5	11	
		2	DOU Wencheng	-	-	1	1	
		3	HUANG Chunji	-	-	-	-	
		6	LI Ji	-	-	-	-	
		7	WANG Xiaolang	-	-	-	-	
		12	LI Lei	-	-	-	-	
		13	DING Xiaochao	-	-	-	-	
	Limit							
15.00 %								
Team Totals				52	17	66	135	25.93
Scoring Blockers	Rk	No	Name	Kill Blocks	Faults	Rebounds	Total Attempts	Avg by Set
	1	11	ZHANG Zhongmin	7	2	8	17	1.75
	2	10	LI Mingfa	4	5	8	17	1.00
	3	5	GAO Hui	3	6	5	14	0.75
	4	8	ZHOU Canming	2	6	6	14	0.50
	5	1	TONG Jiao	1	4	12	17	0.25
	6	9	WANG Haidong	-	3	6	9	0.00
	6	2	DOU Wencheng	-	-	2	2	0.00
		3	HUANG Chunji	-	-	-	-	
		6	LI Ji	-	-	-	-	
		7	WANG Xiaolang	-	-	-	-	
		12	LI Lei	-	-	-	-	
		13	DING Xiaochao	-	-	-	-	
	Team Totals				17	26	47	90
Scoring Servers	Rk	No	Name	Aces	Faults	Serve Hits	Total Attempts	Avg by Set
	1	9	WANG Haidong	1	3	8	12	0.25
	2	5	GAO Hui	-	-	23	23	0.00
	2	10	LI Mingfa	-	2	15	17	0.00
	2	1	TONG Jiao	-	-	16	16	0.00
	2	8	ZHOU Canming	-	1	11	12	0.00
	2	11	ZHANG Zhongmin	-	4	7	11	0.00
		2	DOU Wencheng	-	-	-	-	
		3	HUANG Chunji	-	-	-	-	
		6	LI Ji	-	-	-	-	
		7	WANG Xiaolang	-	-	-	-	
		12	LI Lei	-	-	-	-	
		13	DING Xiaochao	-	-	-	-	
	Team Totals				1	10	80	91
Team	Opponent Errors & Team Faults			22	6			



MATCH STATISTICS

比赛技术统计

P3

Match Duration: 1h23m
Spectators: 4,000




CHN vs BRA
3 vs 1

Team	Sets	1	2	3	4	Total
CHN	3	25	17	25	25	92
BRA	1	17	25	18	13	73
Playing Time		18m	21m	20m	15m	1h14m

First Referee: UVAROV Oleg (RUS)

Second Referee: MEULENKAMP Martijn (NED)

CHN - CHINA

Non-scoring Diggers		Rk	No	Name	Digs	Faults	Receptions	Total Attempts	Avg by Set
	1	11	ZHANG Zhongmin	16	3	3	22	4.00	
	2	9	WANG Haidong	13	1	3	17	3.25	
	2	5	GAO Hui	13	3	1	17	3.25	
	4	8	ZHOU Canming	12	-	-	12	3.00	
	5	1	TONG Jiao	7	2	1	10	1.75	
	6	10	LI Mingfa	5	-	-	5	1.25	
	7	13	DING Xiaochao	4	-	1	5	1.00	
	8	2	DOU Wencheng	1	-	-	1	0.25	
		3	HUANG Chunji	-	-	-	-	-	
		6	LI Ji	-	-	-	-	-	
		7	WANG Xiaolang	-	-	-	-	-	
		12	LI Lei	-	-	-	-	-	
Team Totals				71	9	9	89	17.75	
Non-scoring Setters		Rk	No	Name	Running Sets	Faults	Still Sets	Total Attempts	Avg by Set
	1	1	TONG Jiao	21	2	71	94	5.25	
	2	9	WANG Haidong	1	1	5	7	0.25	
	3	8	ZHOU Canming	-	-	9	9	0.00	
	3	11	ZHANG Zhongmin	-	-	4	4	0.00	
	3	5	GAO Hui	-	-	2	2	0.00	
	3	10	LI Mingfa	-	-	2	2	0.00	
		2	DOU Wencheng	-	-	-	-	-	
		3	HUANG Chunji	-	-	-	-	-	
		6	LI Ji	-	-	-	-	-	
		7	WANG Xiaolang	-	-	-	-	-	
		12	LI Lei	-	-	-	-	-	
		13	DING Xiaochao	-	-	-	-	-	
	Team Totals				22	3	93	118	5.50
Non-scoring Receivers		Rk	No	Name	Excellents	Faults	Serve Receptions	Total Attempts	Succ %
	1	9	WANG Haidong	15	1	-	16	93.75	
		8	ZHOU Canming	10	-	3	13		
		5	GAO Hui	9	1	2	12		
		13	DING Xiaochao	10	-	-	10		
		10	LI Mingfa	6	-	1	7		
		11	ZHANG Zhongmin	4	-	-	4		
		1	TONG Jiao	1	-	-	1		
		2	DOU Wencheng	-	-	-	-		
		3	HUANG Chunji	-	-	-	-		
		6	LI Ji	-	-	-	-		
		7	WANG Xiaolang	-	-	-	-		
		12	LI Lei	-	-	-	-		
Team Totals				55	2	6	63	87.30	
Limit		25.00 %							

Legend:	Avg	Eff%	Rk	Succ %
	Average	Efficiency	Rank	Success %



MATCH STATISTICS

比赛技术统计

P3

Match Duration: 1h23m
Spectators: 4,000




CHN vs BRA
3 vs 1

Team	Sets	1	2	3	4	Total
CHN	3	25	17	25	25	92
BRA	1	17	25	18	13	73
Playing Time		18m	21m	20m	15m	1h14m

First Referee: UVAROV Oleg (RUS)

Second Referee: MEULENKAMP Martijn (NED)

BRA - BRAZIL

Scoring Spikers	Rk	No	Name	Spikes	Faults	Shots	Total Attempts	Eff %	
	1	11	OLIVEIRA Wescley	9	5	13	27	14.81	
	2	8	FREITAS Giovanni	6	3	13	22	13.64	
	3	7	SILVA Gilberto	8	6	17	31	6.45	
	4	10	LEITE Renato	5	5	17	27	0.00	
		4	ARANTES Samuel	8	6	7	21		
		12	REBOLCAS Diogo	1	1	3	5		
		3	GOMES Guilherme	-	3	2	5		
		5	SILVA Daniel	-	1	2	3		
		9	ANUNCIACAO Wellington	-	-	2	2		
		6	SANTOS Deivisson	-	-	1	1		
		1	MELLO Rodrigo	-	-	-	-		
		2	SILVA Claudio	-	-	-	-		
	Limit								
	15.00 %								
Team Totals				37	30	77	144	4.86	
Scoring Blockers	Rk	No	Name	Kill Blocks	Faults	Rebounds	Total Attempts	Avg by Set	
	1	10	LEITE Renato	3	8	7	18	0.75	
	1	11	OLIVEIRA Wescley	3	5	5	13	0.75	
	3	8	FREITAS Giovanni	2	4	9	15	0.50	
	3	4	ARANTES Samuel	2	5	6	13	0.50	
	5	7	SILVA Gilberto	1	3	4	8	0.25	
	5	9	ANUNCIACAO Wellington	1	-	3	4	0.25	
	7	3	GOMES Guilherme	-	2	-	2	0.00	
	7	12	REBOLCAS Diogo	-	2	-	2	0.00	
	7	5	SILVA Daniel	-	-	1	1	0.00	
		1	MELLO Rodrigo	-	-	-	-		
		2	SILVA Claudio	-	-	-	-		
		6	SANTOS Deivisson	-	-	-	-		
	Team Totals				12	29	35	76	3.00
Scoring Servers	Rk	No	Name	Aces	Faults	Serve Hits	Total Attempts	Avg by Set	
	1	8	FREITAS Giovanni	2	-	16	18	0.50	
	1	4	ARANTES Samuel	2	1	5	8	0.50	
	3	10	LEITE Renato	1	1	10	12	0.25	
	4	11	OLIVEIRA Wescley	-	1	14	15	0.00	
	4	3	GOMES Guilherme	-	-	11	11	0.00	
	4	7	SILVA Gilberto	-	1	6	7	0.00	
	4	6	SANTOS Deivisson	-	1	1	2	0.00	
	4	12	REBOLCAS Diogo	-	-	1	1	0.00	
		1	MELLO Rodrigo	-	-	-	-		
		2	SILVA Claudio	-	-	-	-		
		5	SILVA Daniel	-	-	-	-		
		9	ANUNCIACAO Wellington	-	-	-	-		
	Team Totals				5	5	64	74	1.25
Team	Opponent Errors & Team Faults			19	5				



MATCH STATISTICS

比赛技术统计

P3

Match Duration: 1h23m
Spectators: 4,000

CHN vs BRA
3 vs 1

Team	Sets	1	2	3	4	Total
CHN	3	25	17	25	25	92
BRA	1	17	25	18	13	73
Playing Time		18m	21m	20m	15m	1h14m

First Referee: UVAROV Oleg (RUS)

Second Referee: MEULENKAMP Martijn (NED)

BRA - BRAZIL

Non-scoring Diggers		Rk	No	Name	Digs	Faults	Receptions	Total Attempts	Avg by Set
		1	10	LEITE Renato	17	-	4	21	4.25
		2	3	GOMES Guilherme	16	5	-	21	4.00
		3	1	MELLO Rodrigo	13	8	6	27	3.25
		4	4	ARANTES Samuel	11	2	2	15	2.75
		4	8	FREITAS Giovanni	11	3	-	14	2.75
		6	7	SILVA Gilberto	2	1	1	4	0.50
		6	11	OLIVEIRA Wesley	2	1	-	3	0.50
		8	12	REBOLCAS Diogo	1	-	1	2	0.25
		8	6	SANTOS Deivisson	1	1	-	2	0.25
		8	2	SILVA Claudio	1	-	-	1	0.25
			5	SILVA Daniel	-	-	-	-	
			9	ANUNCIACAO Wellington	-	-	-	-	
Team Totals					75	21	14	110	18.75
Non-scoring Setters		Rk	No	Name	Running Sets	Faults	Still Sets	Total Attempts	Avg by Set
		1	3	GOMES Guilherme	3	-	53	56	0.75
		2	10	LEITE Renato	1	-	32	33	0.25
		3	4	ARANTES Samuel	-	1	15	16	0.00
		3	2	SILVA Claudio	-	-	6	6	0.00
		3	11	OLIVEIRA Wesley	-	-	5	5	0.00
		3	8	FREITAS Giovanni	-	-	4	4	0.00
		3	1	MELLO Rodrigo	-	-	2	2	0.00
		3	7	SILVA Gilberto	-	-	2	2	0.00
		3	6	SANTOS Deivisson	-	-	1	1	0.00
		3	9	ANUNCIACAO Wellington	-	-	1	1	0.00
			5	SILVA Daniel	-	-	-	-	
			12	REBOLCAS Diogo	-	-	-	-	
Team Totals					4	1	121	126	1.00
Non-scoring Receivers		Rk	No	Name	Excellents	Faults	Serve Receptions	Total Attempts	Succ %
		1	1	MELLO Rodrigo	29	1	3	33	87.88
			10	LEITE Renato	15	-	1	16	
			8	FREITAS Giovanni	9	-	1	10	
			4	ARANTES Samuel	8	-	-	8	
			5	SILVA Daniel	3	-	-	3	
			6	SANTOS Deivisson	3	-	-	3	
			2	SILVA Claudio	1	-	-	1	
			9	ANUNCIACAO Wellington	1	-	-	1	
			11	OLIVEIRA Wesley	1	-	-	1	
			3	GOMES Guilherme	-	-	-	-	
			7	SILVA Gilberto	-	-	-	-	
			12	REBOLCAS Diogo	-	-	-	-	
Limit									
25.00 %					70	1	5	76	92.11
Team Totals					70	1	5	76	92.11

Legend:	Avg	Eff%	Rk	Succ %
Average	Efficiency	Rank	Success %	



START LIST

参赛名单

JPN vs IRQ

P1

First Referee: PAVIC Ivana (CRO)

Second Referee: XIA Xin (CHN)

JPN - JAPAN Uniform Colour: BLACK

No	C/L	Name	Sport Class	Date of Birth	Tournament Totals				
					Spike	Block	Serve	Total	%
1		KANAO Satoshi	D	21 SEP 1971	9	1	1	11	16.42
2		YOSHIDA Hitoshi	D	13 OCT 1966	1	1	2	4	5.97
3		MINAKAWA Tetsuo	D	4 APR 1981	3	0	0	3	4.48
4		YAMAMOTO Arata	MD	6 JUN 1974	9	4	0	13	19.40
5		NAKAYAMA Kaname	D	24 JUL 1975	0	2	0	2	2.99
6		AZUMA Shun	D	19 MAY 1985	0	0	0	0	0.00
7		YONEZAWA Atsushi	D	26 JAN 1974	8	0	1	9	13.43
8	L	TAKASAGO Susumu	D	29 NOV 1973	0	0	0	0	0.00
9		TANAKA Koji	D	26 AUG 1967	24	0	1	25	37.31
10		TAKEDA Yoshihito	D	1 JUN 1967	0	0	0	0	0.00
11	C	TANABE Tsutomu	D	15 APR 1963	0	0	0	0	0.00
12		KANEDA Susumu	D	8 DEC 1959	0	0	0	0	0.00

Head Coach: TOMITA Keizo (JPN) Assistant: SUZUKI Hideaki (JPN)

Results in these Paralympic Games	Phase	Opponent	Sets	Points per Set
	5-8 Classification	CHN	0 - 3	11-25, 10-25, 18-25
	Preliminary-Pool B	EGY	0 - 3	8-25, 11-25, 15-25
	Preliminary-Pool B	BRA	0 - 3	20-25, 17-25, 10-25
	Preliminary-Pool B	IRI	0 - 3	7-25, 7-25, 5-25

IRQ - IRAQ Uniform Colour: GREEN

No	C/L	Name	Sport Class	Date of Birth	Tournament Totals				
					Spike	Block	Serve	Total	%
2		MOHMED Abdulmunem	D	2 SEP 1972	0	0	0	0	0.00
3	L	MAJEED Majeed	D	17 DEC 1967	0	0	0	0	0.00
4		KAABI Majeed	D	1 JUL 1967	21	2	0	23	17.83
5		DAHASH Ahmed	D	10 FEB 1990	5	2	0	7	5.43
6	C	AL-MIMAR Saeed	D	1 JUL 1956	8	2	4	14	10.85
7		ALAIBI Naser	D	28 MAR 1966	5	6	0	11	8.53
8		KHAYOON Mahdi	D	1 JAN 1989	5	4	1	10	7.75
9		AL-UGBI Hussain	D	18 OCT 1981	1	1	0	2	1.55
10		HATTAB Muayad	MD	1 DEC 1986	2	0	1	3	2.33
11		AL-SHAMMARI Salah	MD	11 DEC 1964	6	3	0	9	6.98
12		JUBOORI Hadi	D	20 APR 1967	44	5	0	49	37.98
13		WHAILANI Ahmed	D	23 AUG 1968	1	0	0	1	0.78

Head Coach: AL-ZUBAIDI Aamer (IRQ) Assistant: QADER Ismael (IRQ)

Results in these Paralympic Games	Phase	Opponent	Sets	Points per Set
	5-8 Classification	BRA	1 - 3	25-23, 25-27, 15-25, 23-25
	Preliminary-Pool A	CHN	0 - 3	9-25, 17-25, 12-25
	Preliminary-Pool A	RUS	0 - 3	13-25, 8-25, 15-25
	Preliminary-Pool A	BIH	0 - 3	6-25, 14-25, 16-25

Legend: % Percent of total team scoring C Team Captain L Libero Player



PLAY BY PLAY

比赛回合文字播报

Match Duration: 1h15m
Spectators: 1,000

JPN vs IRQ
0 vs 3

Team	Sets	1	2	3	Total
JPN	0	22	20	19	61
IRQ	3	25	25	25	75
Playing Time		24m	21m	24m	1h09m

First Referee: PAVIC Ivana (CRO)

Second Referee: XIA Xin (CHN)

SET 1

Rally	JPN - Japan			Lead	Score	Lead	IRQ - Iraq		
1	Serve	2 YOSHIDA H	Serve Hit						
	Spike	1 KANAO S	Spike +	1	1-0		Spike	6 AL-MIMAR S	Fault
2	Serve	2 YOSHIDA H	Serve Hit						
	Block	5 NAKAYAMA K	Fault		1-1		+ Spike	4 KAABI M	Spike
3	Reception	2 YOSHIDA H	Fault		1-2	1	+ Serve	4 KAABI M	Aces
4			Opp error +		2-2		Serve	4 KAABI M	Fault
5	Serve	1 KANAO S	Serve Hit						
	Dig	7 YONEZAWA A	Fault		2-3	1	+ Spike	12 JUBOORI H	Spike
6	Spike	9 TANAKA K	Fault		2-4	2	+ Serve	6 AL-MIMAR S	Serve Hit
									Opp error
7	Spike	9 TANAKA K	Spike +		3-4	1	Serve	6 AL-MIMAR S	Serve Hit
							Block	7 ALAIBI N	Fault
8	Serve	4 YAMAMOTO A	Fault		3-5	2	+ Block	7 ALAIBI N	Kill Block
9	Spike	7 YONEZAWA A	Fault		3-6	3	+ Serve	7 ALAIBI N	Serve Hit
									Opp error
10	Spike	9 TANAKA K	Fault		3-7	4	+ Serve	7 ALAIBI N	Serve Hit
									Opp error
11		T E A M	Fault		3-8	5	+ Spike	12 JUBOORI H	Spike
12	Spike	9 TANAKA K	Fault		3-9	6	+ Serve	7 ALAIBI N	Serve Hit
							+ Block	12 JUBOORI H	Kill Block
13	Spike	1 KANAO S	Fault		3-10	7	+ Serve	7 ALAIBI N	Serve Hit
									Opp error
14	Spike	9 TANAKA K	Spike +		4-10	6	Serve	7 ALAIBI N	Serve Hit
							Dig	8 KHAYOON M	Fault
15	Serve	5 NAKAYAMA K	Aces +		5-10	5	Reception	6 AL-MIMAR S	Fault
16	Serve	5 NAKAYAMA K	Serve Hit						
	Spike	9 TANAKA K	Fault		5-11	6	+ Serve	12 JUBOORI H	Serve Hit
									Opp error
17	Spike	9 TANAKA K	Spike +		6-11	5	Serve	12 JUBOORI H	Serve Hit
							Dig	12 JUBOORI H	Fault
18	Serve	9 TANAKA K	Serve Hit						
			Opp error +		7-11	4	Spike	4 KAABI M	Fault
19	Serve	9 TANAKA K	Serve Hit						
	Spike	1 KANAO S	Fault		7-12	5	+ Block	8 KHAYOON M	Kill Block
20			Opp error +		8-12	4	Serve	8 KHAYOON M	Serve Hit
							Block	11 AL-SHAMMARI S	Fault
21	Serve	7 YONEZAWA A	Serve Hit						
	Spike	1 KANAO S	Spike +		9-12	3	Block	6 AL-MIMAR S	Fault



PLAY BY PLAY

比赛回合文字播报

SET 1

Rally	JPN - Japan			Lead	Score	Lead	IRQ - Iraq		
22	Serve	7 YONEZAWA A	Serve Hit						
	Spike	1 KANAO S	Fault		9-13	4	+		Opp error
								Sub	4 KAABI M 5 DAHASH A
									Out In
23	Spike	1 KANAO S	Spike +		10-13	3		Serve	11 AL-SHAMMARI S
								Dig	5 DAHASH A
									Serve Hit Fault
								TIMEOUT	
24	Serve	2 YOSHIDA H	Serve Hit						
			Opp error +		11-13	2		Block	7 ALAIBI N
									Fault
25	Serve	2 YOSHIDA H	Serve Hit						
	Block	1 KANAO S	Fault		11-14	3	+		Opp error
26			Opp error +		12-14	2		Serve	5 DAHASH A
								Spike	12 JUBOORI H
									Serve Hit Fault
27	Serve	1 KANAO S	Serve Hit						
	Spike	5 NAKAYAMA K	Fault		12-15	3	+	Block	7 ALAIBI N
									Kill Block
28	Spike	9 TANAKA K	Fault		12-16	4	+	Serve	6 AL-MIMAR S
									Serve Hit
									Opp error
29			Opp error +		13-16	3		Serve	6 AL-MIMAR S
								Block	7 ALAIBI N
									Serve Hit Fault
								Sub	7 ALAIBI N 13 WHAILANI A
									Out In
30	Serve	4 YAMAMOTO A	Serve Hit						
	Block	9 TANAKA K	Fault		13-17	4	+	Spike	12 JUBOORI H
									Spike
31	Spike	7 YONEZAWA A	Fault		13-18	5	+	Serve	13 WHAILANI A
									Serve Hit
									Opp error
32	Set	5 NAKAYAMA K	Fault		13-19	6	+	Serve	13 WHAILANI A
									Serve Hit
									Opp error
								TIMEOUT	
33	Spike	9 TANAKA K	Spike +		14-19	5		Serve	13 WHAILANI A
								Block	12 JUBOORI H
									Serve Hit Fault
34	Serve	5 NAKAYAMA K	Serve Hit						
	Block	2 YOSHIDA H	Fault		14-20	6	+	Spike	11 AL-SHAMMARI S
									Spike
35	Spike	9 TANAKA K	Spike +		15-20	5		Serve	12 JUBOORI H
								Dig	6 AL-MIMAR S
									Serve Hit Fault
36	Sub	9 TANAKA K 11 TANABE T	Out In						
	Serve	11 TANABE T	Serve Hit						
37	Spike	1 KANAO S	Spike +		16-20	4		Dig	5 DAHASH A
									Fault
38	Serve	11 TANABE T	Serve Hit						
	Spike	1 KANAO S	Spike +		17-20	3		Dig	12 JUBOORI H
									Fault
								Sub	11 AL-SHAMMARI S 10 HATTAB M
									Out In
39	Serve	11 TANABE T	Serve Hit						
	Spike	1 KANAO S	Spike +		18-20	2		Dig	6 AL-MIMAR S
									Fault
								Sub	5 DAHASH A 4 KAABI M
									Out In
40	Serve	11 TANABE T	Serve Hit						
			Opp error +		19-20	1		Set	6 AL-MIMAR S
									Fault
40	Serve	11 TANABE T	Aces +		20-20			Reception	12 JUBOORI H
									Fault



PLAY BY PLAY

比赛回合文字播报

SET 1

Rally	JPN - Japan			Lead	Score	Lead	IRQ - Iraq			
41	Serve	1 KANAO S	Serve Hit		20-21	1	+	Spike	4 KAABI M	Spike
	Block	2 YOSHIDA H	Fault							
	Sub	11 TANABE T	Out							
		9 TANAKA K	In							
42			Opp error	+	21-21			Serve	8 KHAYOON M	Serve Hit
			Dig	3 MAJEED M						
43	Serve	7 YONEZAWA A	Serve Hit		21-22	1	+	Spike	4 KAABI M	Spike
	Dig	9 TANAKA K	Fault							
44	Spike	4 YAMAMOTO A	Fault		21-23	2	+	Serve	10 HATTAB M	Serve Hit
								Spike	6 AL-MIMAR S	Spike
45	Spike	2 YOSHIDA H	Fault		21-24	3	+	Serve	10 HATTAB M	Serve Hit
								Opp error		
46	Serve	4 YAMAMOTO A	Spike	+	22-24	2		Serve	10 HATTAB M	Serve Hit
	Block	6 AL-MIMAR S	Fault							
47	Serve	2 YOSHIDA H	Serve Hit		22-25	3	+	Spike	6 AL-MIMAR S	Spike
	Dig	7 YONEZAWA A	Fault							

SET 2

Rally	JPN - Japan			Lead	Score	Lead	IRQ - Iraq			
48	Reception	2 YOSHIDA H	Fault		0-1	1	+	Serve	4 KAABI M	Aces
49	Block	5 NAKAYAMA K	Fault		0-2	2	+	Serve	4 KAABI M	Serve Hit
								Spike	12 JUBOORI H	Spike
50	Spike	9 TANAKA K	Fault		0-3	3	+	Serve	4 KAABI M	Serve Hit
								Opp error		
51	Serve	9 TANAKA K	Spike	+	1-3	2		Serve	4 KAABI M	Serve Hit
	Block	6 AL-MIMAR S	Fault							
52	Serve	4 YAMAMOTO A	Serve Hit		1-4	3	+	Spike	12 JUBOORI H	Spike
	Dig	4 YAMAMOTO A	Fault							
53	Spike	9 TANAKA K	Spike	+	2-4	2		Serve	6 AL-MIMAR S	Serve Hit
								Dig	11 AL-SHAMMARI S	Fault
54	Serve	5 NAKAYAMA K	Fault		2-5	3	+			Opp error
55	Dig	1 KANAO S	Fault		2-6	4	+	Serve	7 ALAIBI N	Serve Hit
								Spike	11 AL-SHAMMARI S	Spike
56	Dig	8 TAKASAGO S	Fault		2-7	5	+	Serve	7 ALAIBI N	Serve Hit
								Spike	12 JUBOORI H	Spike
57	Spike	9 TANAKA K	Spike	+	3-7	4		Serve	7 ALAIBI N	Serve Hit
								Block	12 JUBOORI H	Fault
58	Serve	9 TANAKA K	Serve Hit		4-7	3		Dig	6 AL-MIMAR S	Fault
	Spike	1 KANAO S	Spike	+						
59	Serve	9 TANAKA K	Fault		4-8	4	+			Opp error
60	Spike	1 KANAO S	Spike	+	5-8	3		Serve	12 JUBOORI H	Serve Hit
								Block	8 KHAYOON M	Fault
61	Serve	7 YONEZAWA A	Serve Hit		5-9	4	+	Spike	11 AL-SHAMMARI S	Spike
	Block	4 YAMAMOTO A	Fault							
62	Spike	4 YAMAMOTO A	Spike	+	6-9	3		Serve	8 KHAYOON M	Serve Hit
								Block	11 AL-SHAMMARI S	Fault
63	Serve	2 YOSHIDA H	Aces	+	7-9	2		Reception	12 JUBOORI H	Fault
64	Serve	2 YOSHIDA H	Serve Hit		7-10	3	+	Spike	4 KAABI M	Spike
	Dig	9 TANAKA K	Fault							



PLAY BY PLAY

比赛回合文字播报

SET 2

Rally	JPN - Japan			Lead	Score	Lead	IRQ - Iraq		
65	Block	4 YAMAMOTO A	Fault		7-11	4	Serve	11 AL-SHAMMARI S	Serve Hit
							+ Spike	7 ALAIBI N	Spike
66	Spike	1 KANAO S	Spike +		8-11	3	Serve	11 AL-SHAMMARI S	Serve Hit
							Dig	3 MAJEED M	Fault
67	Serve	1 KANAO S	Serve Hit						
	Dig	7 YONEZAWA A	Fault		8-12	4	+ Spike	7 ALAIBI N	Spike
68	Set	5 NAKAYAMA K	Fault						
					8-13	5	+ Serve	4 KAABI M	Serve Hit
									Opp error
69			Opp error +		9-13	4	Serve	4 KAABI M	Serve Hit
							Spike	12 JUBOORI H	Fault
70	Serve	4 YAMAMOTO A	Serve Hit						
	Block	7 YONEZAWA A	Fault		9-14	5	+ Spike	7 ALAIBI N	Spike
71			Opp error +						
					10-14	4	Serve	6 AL-MIMAR S	Serve Hit
							Spike	12 JUBOORI H	Fault
72	Serve	5 NAKAYAMA K	Serve Hit						
	Dig	8 TAKASAGO S	Fault		10-15	5	+ Spike	6 AL-MIMAR S	Spike
73	Spike	9 TANAKA K	Spike +						
					11-15	4	Serve	7 ALAIBI N	Serve Hit
							Dig	7 ALAIBI N	Fault
74	Serve	9 TANAKA K	Serve Hit						
	Block	7 YONEZAWA A	Kill Block +		12-15	3	Spike	11 AL-SHAMMARI S	Fault
75	Serve	9 TANAKA K	Serve Hit						
	Spike	2 YOSHIDA H	Fault		12-16	4	+ Serve	12 JUBOORI H	Serve Hit
									Opp error
76	Spike	1 KANAO S	Spike +		13-16	3	Serve	12 JUBOORI H	Serve Hit
							Block	8 KHAYOON M	Fault
77	Serve	7 YONEZAWA A	Serve Hit						
	Dig	4 YAMAMOTO A	Fault		13-17	4	+ Spike	4 KAABI M	Spike
78	Spike	4 YAMAMOTO A	Spike +						
					14-17	3	Serve	8 KHAYOON M	Serve Hit
							Dig	7 ALAIBI N	Fault
	Sub	2 YOSHIDA H	Out						
		10 TAKEDA Y	In						
79	Serve	10 TAKEDA Y	Serve Hit						
			Opp error +		15-17	2	Dig	4 KAABI M	Fault
80	Serve	10 TAKEDA Y	Serve Hit						
	Dig	1 KANAO S	Fault		15-18	3	+ Serve	11 AL-SHAMMARI S	Serve Hit
									Opp error
81			Opp error +		16-18	2	Serve	11 AL-SHAMMARI S	Serve Hit
							Spike	4 KAABI M	Fault
82	Serve	1 KANAO S	Serve Hit						
	Dig	10 TAKEDA Y	Fault		16-19	3	+ Spike	7 ALAIBI N	Spike
83	Spike	4 YAMAMOTO A	Fault						
					16-20	4	+ Serve	4 KAABI M	Serve Hit
									Opp error
	TIMEOUT								
84	Dig	7 YONEZAWA A	Fault						
					16-21	5	+ Serve	4 KAABI M	Serve Hit
									Spike
85			Opp error +						
					17-21	4	Serve	4 KAABI M	Serve Hit
							Dig	4 KAABI M	Fault
86	Serve	4 YAMAMOTO A	Serve Hit						
	Block	9 TANAKA K	Fault		17-22	5	+ Spike	12 JUBOORI H	Spike
87			Opp error +						
					18-22	4	Serve	6 AL-MIMAR S	Serve Hit
							Block	7 ALAIBI N	Fault



PLAY BY PLAY

比赛回合文字播报

SET 2

Rally	JPN - Japan			Lead	Score	Lead	IRQ - Iraq		
	Sub	10 TAKEDA Y	Out						
		2 YOSHIDA H	In						
88	Serve	5 NAKAYAMA K	Serve Hit						
	Spike	2 YOSHIDA H	Fault		18-23	5	+		Opp error
89			Opp error	+	19-23	4		Serve	7 ALAIBI N
								Spike	12 JUBOORI H
	Sub	9 TANAKA K	Out						
		11 TANABE T	In						
90	Serve	11 TANABE T	Serve Hit						
	Set	7 YONEZAWA A	Fault		19-24	5	+	Spike	11 AL-SHAMMARI S
	Sub	11 TANABE T	Out						
		9 TANAKA K	In						
91			Opp error	+	20-24	4		Serve	12 JUBOORI H
	Serve	7 YONEZAWA A	Serve Hit						
92	Dig	7 YONEZAWA A	Fault		20-25	5	+	Spike	4 KAABI M
									Spike

SET 3

Rally	JPN - Japan			Lead	Score	Lead	IRQ - Iraq		
93	Serve	2 YOSHIDA H	Serve Hit						
	Spike	4 YAMAMOTO A	Spike	+	1	1-0			T E A M
									Fault
94	Serve	2 YOSHIDA H	Serve Hit						
	Block	4 YAMAMOTO A	Fault		1-1		+	Spike	4 KAABI M
									Spike
95	Block	4 YAMAMOTO A	Fault		1-2	1	+	Serve	4 KAABI M
								Serve	12 JUBOORI H
								Serve	4 KAABI M
96	Set	5 NAKAYAMA K	Fault		1-3	2	+	Serve	12 JUBOORI H
								Sub	12 JUBOORI H
									5 DAHASH A
									In
97			Opp error	+	2-3	1		Serve	4 KAABI M
								Spike	5 DAHASH A
									Serve Hit
98	Serve	1 KANAO S	Serve Hit						
			Opp error	+	3-3			Spike	6 AL-MIMAR S
									Fault
99	Serve	1 KANAO S	Serve Hit						
	Block	5 NAKAYAMA K	Fault		3-4	1	+	Serve	7 ALAIBI N
								Serve	6 AL-MIMAR S
100	Spike	9 TANAKA K	Spike	+	4-4			Serve	7 ALAIBI N
								Block	7 ALAIBI N
									Serve Hit
101	Serve	4 YAMAMOTO A	Serve Hit						
	Block	7 YONEZAWA A	Kill Block	+	1	5-4		Serve	7 ALAIBI N
									Fault
								Sub	5 DAHASH A
									12 JUBOORI H
									Out
102	Serve	4 YAMAMOTO A	Serve Hit						
	Block	5 NAKAYAMA K	Fault		5-5		+	Serve	7 ALAIBI N
								Serve	12 JUBOORI H
									Serve Hit
103	Dig	2 YOSHIDA H	Fault		5-6	1	+	Serve	7 ALAIBI N
								Serve	12 JUBOORI H
									Spike
104			Opp error	+	6-6			Serve	7 ALAIBI N
									Fault
105	Serve	5 NAKAYAMA K	Serve Hit						
	Block	7 YONEZAWA A	Fault		6-7	1	+	Serve	12 JUBOORI H
									Spike
106	Dig	7 YONEZAWA A	Fault		6-8	2	+	Serve	12 JUBOORI H
									Serve Hit
								Serve	11 AL-SHAMMARI S
									Spike



PLAY BY PLAY

比赛回合文字播报

SET 3

Rally	JPN - Japan			Lead	Score	Lead	IRQ - Iraq		
107	Spike	9 TANAKA K	Spike +		7-8	1	Serve	12 JUBOORI H	Serve Hit
							Block	4 KAABI M	Fault
108	Serve	9 TANAKA K	Serve Hit						
	Set	7 YONEZAWA A	Fault		7-9	2	+		Opp error
109	Spike	1 KANAO S	Spike +		8-9	1	Serve	8 KHAYOON M	Serve Hit
							Dig	8 KHAYOON M	Fault
110	Serve	7 YONEZAWA A	Fault		8-10	2	+	Block	4 KAABI M
									Kill Block
111	Spike	4 YAMAMOTO A	Spike +		9-10	1	Serve	11 AL-SHAMMARI S	Serve Hit
							Dig	11 AL-SHAMMARI S	Fault
112	Serve	2 YOSHIDA H	Serve Hit						
	Dig	7 YONEZAWA A	Fault		9-11	2	+	Spike	4 KAABI M
									Spike
113	Block	1 KANAO S	Fault		9-12	3	+	Serve	4 KAABI M
								Spike	12 JUBOORI H
114			Opp error +		10-12	2		Serve	4 KAABI M
									Fault
115	Serve	1 KANAO S	Serve Hit						
	Spike	9 TANAKA K	Fault		10-13	3	+		Opp error
116	Reception	1 KANAO S	Fault		10-14	4	+	Serve	6 AL-MIMAR S
									Aces
									TIMEOUT
117	Spike	4 YAMAMOTO A	Spike +		11-14	3	Serve	6 AL-MIMAR S	Serve Hit
							Block	7 ALAIBI N	Fault
118	Serve	4 YAMAMOTO A	Serve Hit						
			Opp error +		12-14	2		Dig	8 KHAYOON M
									Fault
119	Serve	4 YAMAMOTO A	Serve Hit						
	Dig	2 YOSHIDA H	Fault		12-15	3	+	Spike	12 JUBOORI H
									Spike
120	Dig	2 YOSHIDA H	Fault		12-16	4	+	Serve	7 ALAIBI N
								Spike	12 JUBOORI H
121	Spike	7 YONEZAWA A	Spike +		13-16	3		Serve	7 ALAIBI N
								Dig	4 KAABI M
									Serve Hit
122	Serve	5 NAKAYAMA K	Serve Hit						
	Spike	9 TANAKA K	Fault		13-17	4	+		Opp error
123	Spike	9 TANAKA K	Fault		13-18	5	+	Serve	12 JUBOORI H
									Serve Hit
124	Spike	9 TANAKA K	Fault		13-19	6	+	Serve	12 JUBOORI H
								Block	4 KAABI M
									Kill Block
									TIMEOUT
125	Spike	9 TANAKA K	Spike +		14-19	5	Serve	12 JUBOORI H	Serve Hit
							Dig	6 AL-MIMAR S	Fault
	Sub	9 TANAKA K	Out						
		11 TANABE T	In						
126	Serve	11 TANABE T	Serve Hit						
	Block	2 YOSHIDA H	Fault		14-20	6	+		Opp error
	Sub	11 TANABE T	Out						
		9 TANAKA K	In						
127	Spike	1 KANAO S	Spike +		15-20	5	Serve	8 KHAYOON M	Serve Hit
								T E A M	Fault
128	Serve	7 YONEZAWA A	Serve Hit						
	Block	1 KANAO S	Fault		15-21	6	+	Spike	4 KAABI M
									Spike
129	Spike	1 KANAO S	Spike +		16-21	5	Serve	11 AL-SHAMMARI S	Serve Hit
							Dig	8 KHAYOON M	Fault



PLAY BY PLAY

比赛回合文字播报

SET 3

Rally	JPN - Japan			Lead	Score	Lead	IRQ - Iraq		
	Sub	2 YOSHIDA H	Out						
		10 TAKEDA Y	In						
130	Serve	10 TAKEDA Y	Serve Hit						
	Block	5 NAKAYAMA K	Fault		16-22	6	+ Spike	7 ALAIBI N	Spike
	Sub	10 TAKEDA Y	Out						
		2 YOSHIDA H	In						
131	Spike	1 KANAO S	Spike +		17-22	5	Serve	4 KAABI M	Serve Hit
							Block	7 ALAIBI N	Fault
132	Serve	1 KANAO S	Serve Hit						
	Block	5 NAKAYAMA K	Fault		17-23	6	+ Spike	12 JUBOORI H	Spike
133			Opp error +		18-23	5	Serve	6 AL-MIMAR S	Serve Hit
							Block	7 ALAIBI N	Fault
134	Serve	4 YAMAMOTO A	Serve Hit						
	Dig	2 YOSHIDA H	Fault		18-24	6	+ Spike	8 KHAYOON M	Spike
135			Opp error +		19-24	5	Serve	7 ALAIBI N	Fault
136	Serve	5 NAKAYAMA K	Serve Hit						
	Dig	1 KANAO S	Fault		19-25	6	+ Spike	8 KHAYOON M	Spike

Legend:

+ Point scored by team **Opp** Opponent **Sub** Substitution



MATCH RESULT

比赛结果表

P2

Match Duration: 1h15m
Spectators: 1,000

JPN vs IRQ
0 3

Team	Sets	1	2	3	Total
JPN	0	22	20	19	61
IRQ	3	25	25	25	75
Playing Time		24m	21m	24m	1h09m

First Referee: PAVIC Ivana (CRO)

Second Referee: XIA Xin (CHN)

JPN - JAPAN								
No	C/L	Name	1	2	3	4	5	Pts
1		KANAO Satoshi	2	1	2			14
2		YOSHIDA Hitoshi	1	6	1			1
3		MINAKAWA Tetsuo						0
4		YAMAMOTO Arata	3	2	3			6
5		NAKAYAMA Kaname	4	3	4			1
6		AZUMA Shun						0
7		YONEZAWA Atsushi	6	5	6			3
8	L	TAKASAGO Susumu	L	L	L			0
9		TANAKA Koji	5	4	5			12
10		TAKEDA Yoshihito		2	2			0
11	C	TANABE Tsutomu	9	9	9			1
12		KANEDA Susumu						0
Head Coach:		TOMITA Keizo (JPN)						
Assistant Coach:		SUZUKI Hideaki (JPN)						

IRQ - IRAQ								
No	C/L	Name	1	2	3	4	5	Pts
2		MOHMMED Abdulmunem						0
3	L	MAJEED Majeed	L	L	L			0
4		KAABI Majeed	2	1	2			13
5		DAHASH Ahmed	4		12			0
6	C	AL-MIMAR Saeed	3	2	3			4
7		ALAIBI Naser	4	3	4			8
8		KHAYOON Mahdi	6	5	6			3
9		AL-UGBI Hussain						0
10		HATTAB Muayad		11				0
11		AL-SHAMMARI Salah	1	6	1			5
12		JUBOORI Hadi	5	4	5			18
13		WHAILANI Ahmed		7				0
Head Coach:		AL-ZUBAIDI Aamer (IRQ)						
Assistant Coach:		QADER Ismael (IRQ)						

TEAM AND PLAYER PERFORMANCES

Won	Total Atts	No	Name
33	136	Total Team	
14	35	1	KANAO Satoshi
12	52	9	TANAKA Koji
6	19	4	YAMAMOTO Arata
2	49	Total Team	
2	6	7	YONEZAWA Atsushi
3	63	Total Team	
1	10	2	YOSHIDA Hitoshi
1	9	5	NAKAYAMA Kaname
1	7	11	TANABE Tsutomu
23		Total Team	
61	248	Total Team	
14	53	1	KANAO Satoshi

Scoring Skills
Spike
Block
Serve
Opp Error
Total
Best Scorer

Won	Total Atts	No	Name
42	120	Total Team	
17	38	12	JUBOORI Hadi
9	25	4	KAABI Majeed
6	22	7	ALAIBI Naser
6	63	Total Team	
2	19	7	ALAIBI Naser
2	5	4	KAABI Majeed
1	10	12	JUBOORI Hadi
3	73	Total Team	
2	17	4	KAABI Majeed
1	11	6	AL-MIMAR Saeed
24		Total Team	
75	256	Total Team	
18	58	12	JUBOORI Hadi

Legend:							
Atts	Attempts	C	Team Captain	L	Libero Player	L	Substitute Libero
n	Starting Line-Up where n=starting position on Court (i.e. positions 1 to 6)						
nn	Substitute where nn=jersey number of out going player			Opp	Opponent	Pts	Points scored



MATCH STATISTICS

比赛技术统计

P3

Match Duration: 1h15m
Spectators: 1,000




JPN vs IRQ
0 vs 3

Team	Sets	1	2	3	Total
JPN	0	22	20	19	61
IRQ	3	25	25	25	75
Playing Time		24m	21m	24m	1h09m

First Referee: PAVIC Ivana (CRO)

Second Referee: XIA Xin (CHN)

JPN - JAPAN

Scoring Spikers	Rk	No	Name	Spikes	Faults	Shots	Total Attempts	Eff %
	1	1	KANAO Satoshi	14	3	18	35	31.43
	2	9	TANAKA Koji	12	10	30	52	3.85
		4	YAMAMOTO Arata	6	2	11	19	
		7	YONEZAWA Atsushi	1	2	16	19	
		2	YOSHIDA Hitoshi	-	3	5	8	
		5	NAKAYAMA Kaname	-	1	2	3	
		3	MINAKAWA Tetsuo	-	-	-	-	
		6	AZUMA Shun	-	-	-	-	
		8	TAKASAGO Susumu	-	-	-	-	
		10	TAKEDA Yoshihito	-	-	-	-	
		11	TANABE Tsutomu	-	-	-	-	
		12	KANEDA Susumu	-	-	-	-	
Limit	15.00 %							
Team Totals				33	21	82	136	8.82
Scoring Blockers	Rk	No	Name	Kill Blocks	Faults	Rebounds	Total Attempts	Avg by Set
	1	7	YONEZAWA Atsushi	2	2	2	6	0.67
	2	4	YAMAMOTO Arata	-	4	9	13	0.00
	2	5	NAKAYAMA Kaname	-	6	7	13	0.00
	2	1	KANAO Satoshi	-	3	6	9	0.00
	2	9	TANAKA Koji	-	2	2	4	0.00
	2	2	YOSHIDA Hitoshi	-	3	1	4	0.00
		3	MINAKAWA Tetsuo	-	-	-	-	
		6	AZUMA Shun	-	-	-	-	
		8	TAKASAGO Susumu	-	-	-	-	
		10	TAKEDA Yoshihito	-	-	-	-	
		11	TANABE Tsutomu	-	-	-	-	
		12	KANEDA Susumu	-	-	-	-	
Team Totals				2	20	27	49	0.67
Scoring Servers	Rk	No	Name	Aces	Faults	Serve Hits	Total Attempts	Avg by Set
	1	2	YOSHIDA Hitoshi	1	-	9	10	0.33
	1	5	NAKAYAMA Kaname	1	1	7	9	0.33
	1	11	TANABE Tsutomu	1	-	6	7	0.33
	4	4	YAMAMOTO Arata	-	1	9	10	0.00
	4	1	KANAO Satoshi	-	-	9	9	0.00
	4	7	YONEZAWA Atsushi	-	1	7	8	0.00
	4	9	TANAKA Koji	-	1	6	7	0.00
	4	10	TAKEDA Yoshihito	-	-	3	3	0.00
		3	MINAKAWA Tetsuo	-	-	-	-	
		6	AZUMA Shun	-	-	-	-	
		8	TAKASAGO Susumu	-	-	-	-	
		12	KANEDA Susumu	-	-	-	-	
Team Totals				3	4	56	63	1.00
Team	Opponent Errors & Team Faults			23	1			



MATCH STATISTICS

比赛技术统计

P3

Match Duration: 1h15m
Spectators: 1,000




JPN vs IRQ
0 vs 3

Team	Sets	1	2	3	Total
JPN	0	22	20	19	61
IRQ	3	25	25	25	75
Playing Time		24m	21m	24m	1h09m

First Referee: PAVIC Ivana (CRO)

Second Referee: XIA Xin (CHN)

JPN - JAPAN

Non-scoring Diggers		Rk	No	Name	Digs	Faults	Receptions	Total Attempts	Avg by Set	
		1	5	NAKAYAMA Kaname	16	-	3	19	5.33	
		1	9	TANAKA Koji	16	2	1	19	5.33	
		3	1	KANAO Satoshi	15	3	6	24	5.00	
		4	7	YONEZAWA Atsushi	11	7	4	22	3.67	
		5	8	TAKASAGO Susumu	10	2	-	12	3.33	
		6	2	YOSHIDA Hitoshi	7	4	3	14	2.33	
		6	4	YAMAMOTO Arata	7	2	2	11	2.33	
		8	11	TANABE Tsutomu	3	-	-	3	1.00	
		9	10	TAKEDA Yoshihito	-	1	-	1	0.00	
				3 MINAKAWA Tetsuo	-	-	-	-	-	
				6 AZUMA Shun	-	-	-	-	-	
				12 KANEDA Susumu	-	-	-	-	-	
Team Totals					85	21	19	125	28.33	
Non-scoring Setters		Rk	No	Name	Running Sets	Faults	Still Sets	Total Attempts	Avg by Set	
		1	5	NAKAYAMA Kaname	10	3	41	54	3.33	
		2	2	YOSHIDA Hitoshi	2	-	36	38	0.67	
		3	9	TANAKA Koji	1	-	6	7	0.33	
		3	4	YAMAMOTO Arata	1	-	2	3	0.33	
		5	1	KANAO Satoshi	-	-	7	7	0.00	
		5	7	YONEZAWA Atsushi	-	2	4	6	0.00	
		5	8	TAKASAGO Susumu	-	-	2	2	0.00	
		5	10	TAKEDA Yoshihito	-	-	1	1	0.00	
				3 MINAKAWA Tetsuo	-	-	-	-	-	
				6 AZUMA Shun	-	-	-	-	-	
				11 TANABE Tsutomu	-	-	-	-	-	
				12 KANEDA Susumu	-	-	-	-	-	
Team Totals					14	5	99	118	4.67	
Non-scoring Receivers		Rk	No	Name	Excellents	Faults	Serve Receptions	Total Attempts	Succ %	
			1	KANAO Satoshi	13	1	1	15		
			2	YOSHIDA Hitoshi	12	2	-	14		
			9	TANAKA Koji	9	-	2	11		
			7	YONEZAWA Atsushi	8	-	1	9		
			5	NAKAYAMA Kaname	8	-	-	8		
			8	TAKASAGO Susumu	6	-	2	8		
			10	TAKEDA Yoshihito	2	-	-	2		
				3 MINAKAWA Tetsuo	-	-	-	-		
				4 YAMAMOTO Arata	-	-	-	-		
				6 AZUMA Shun	-	-	-	-		
				11 TANABE Tsutomu	-	-	-	-		
				12 KANEDA Susumu	-	-	-	-		
Team Totals					58	3	6	67	86.57	
Limit		25.00 %								

Legend:	Avg	Eff%	Rk	Succ %
	Average	Efficiency	Rank	Success %



MATCH STATISTICS

比赛技术统计

P3

Match Duration: 1h15m
Spectators: 1,000




JPN vs IRQ
0 3

Team	Sets	1	2	3	Total
JPN	0	22	20	19	61
IRQ	3	25	25	25	75
Playing Time		24m	21m	24m	1h09m

First Referee: PAVIC Ivana (CRO)

Second Referee: XIA Xin (CHN)

IRQ - IRAQ

Scoring Spikers	Rk	No	Name	Spikes	Faults	Shots	Total Attempts	Eff %
	1	12	JUBOORI Hadi	17	4	17	38	34.21
	2	4	KAABI Majeed	9	2	14	25	28.00
	3	7	ALAIBI Naser	6	1	15	22	22.73
		11	AL-SHAMMARI Salah	5	1	6	12	
		6	AL-MIMAR Saeed	3	2	4	9	
		8	KHAYOON Mahdi	2	-	4	6	
		5	DAHASH Ahmed	-	1	5	6	
		10	HATTAB Muayad	-	-	2	2	
		2	MOHMMED Abdulmunem	-	-	-	-	
		3	MAJEED Majeed	-	-	-	-	
		9	AL-UGBI Hussain	-	-	-	-	
		13	WHAILANI Ahmed	-	-	-	-	
	Limit	15.00 %						
Team Totals				42	11	67	120	25.83
Scoring Blockers	Rk	No	Name	Kill Blocks	Faults	Rebounds	Total Attempts	Avg by Set
	1	7	ALAIBI Naser	2	8	9	19	0.67
	1	4	KAABI Majeed	2	1	2	5	0.67
	3	12	JUBOORI Hadi	1	2	7	10	0.33
	3	8	KHAYOON Mahdi	1	2	2	5	0.33
	5	11	AL-SHAMMARI Salah	-	2	13	15	0.00
	5	6	AL-MIMAR Saeed	-	3	5	8	0.00
	5	5	DAHASH Ahmed	-	-	1	1	0.00
		2	MOHMMED Abdulmunem	-	-	-	-	
		3	MAJEED Majeed	-	-	-	-	
		9	AL-UGBI Hussain	-	-	-	-	
		10	HATTAB Muayad	-	-	-	-	
		13	WHAILANI Ahmed	-	-	-	-	
	Team Totals				6	18	39	63
Scoring Servers	Rk	No	Name	Aces	Faults	Serve Hits	Total Attempts	Avg by Set
	1	4	KAABI Majeed	2	2	13	17	0.67
	2	6	AL-MIMAR Saeed	1	-	10	11	0.33
	3	7	ALAIBI Naser	-	2	14	16	0.00
	3	12	JUBOORI Hadi	-	1	9	10	0.00
	3	8	KHAYOON Mahdi	-	-	6	6	0.00
	3	11	AL-SHAMMARI Salah	-	-	6	6	0.00
	3	10	HATTAB Muayad	-	-	3	3	0.00
	3	13	WHAILANI Ahmed	-	-	3	3	0.00
	3	5	DAHASH Ahmed	-	-	1	1	0.00
		2	MOHMMED Abdulmunem	-	-	-	-	
		3	MAJEED Majeed	-	-	-	-	
		9	AL-UGBI Hussain	-	-	-	-	
	Team Totals				3	5	65	73
Team	Opponent Errors & Team Faults			24	2			



MATCH STATISTICS

比赛技术统计

P3

Match Duration: 1h15m
Spectators: 1,000




JPN vs IRQ
0 vs 3

Team	Sets	1	2	3	Total
JPN	0	22	20	19	61
IRQ	3	25	25	25	75
Playing Time		24m	21m	24m	1h09m

First Referee: PAVIC Ivana (CRO)

Second Referee: XIA Xin (CHN)

IRQ - IRAQ

Non-scoring Diggers		Rk	No	Name	Digs	Faults	Receptions	Total Attempts	Avg by Set
	1	6	AL-MIMAR Saeed	18	4	2	24	6.00	
	2	12	JUBOORI Hadi	17	2	5	24	5.67	
	3	8	KHAYOON Mahdi	14	4	4	22	4.67	
	4	11	AL-SHAMMARI Salah	8	2	2	12	2.67	
	5	4	KAABI Majeed	7	3	3	13	2.33	
	6	7	ALAIBI Naser	5	2	4	11	1.67	
	7	5	DAHASH Ahmed	4	2	-	6	1.33	
	8	3	MAJEED Majeed	2	2	1	5	0.67	
	8	13	WHAILANI Ahmed	2	-	1	3	0.67	
	10	10	HATTAB Muayad	-	-	3	3	0.00	
	2	MOHMMED Abdulmunem	-	-	-	-	-	-	
	9	AL-UGBI Hussain	-	-	-	-	-	-	
Team Totals				77	21	25	123	25.67	
Non-scoring Setters		Rk	No	Name	Running Sets	Faults	Still Sets	Total Attempts	Avg by Set
	1	6	AL-MIMAR Saeed	2	1	37	40	0.67	
	2	8	KHAYOON Mahdi	-	-	38	38	0.00	
	2	7	ALAIBI Naser	-	-	10	10	0.00	
	2	11	AL-SHAMMARI Salah	-	-	7	7	0.00	
	2	12	JUBOORI Hadi	-	-	3	3	0.00	
	2	4	KAABI Majeed	-	-	2	2	0.00	
	2	3	MAJEED Majeed	-	-	1	1	0.00	
		2	MOHMMED Abdulmunem	-	-	-	-	-	
		5	DAHASH Ahmed	-	-	-	-	-	
		9	AL-UGBI Hussain	-	-	-	-	-	
	10	HATTAB Muayad	-	-	-	-	-		
	13	WHAILANI Ahmed	-	-	-	-	-		
Team Totals				2	1	98	101	0.67	
Non-scoring Receivers		Rk	No	Name	Excellents	Faults	Serve Receptions	Total Attempts	Succ %
	1	12	JUBOORI Hadi	17	2	1	20	85.00	
		4	KAABI Majeed	9	-	-	9		
		7	ALAIBI Naser	6	-	-	6		
		3	MAJEED Majeed	5	-	-	5		
		6	AL-MIMAR Saeed	4	1	-	5		
		8	KHAYOON Mahdi	4	-	-	4		
		11	AL-SHAMMARI Salah	4	-	-	4		
		13	WHAILANI Ahmed	2	-	1	3		
		2	MOHMMED Abdulmunem	-	-	-	-		
		5	DAHASH Ahmed	-	-	-	-		
	9	AL-UGBI Hussain	-	-	-	-			
	10	HATTAB Muayad	-	-	-	-			
Team Totals				51	3	2	56	91.07	
Limit		25.00 %							

Legend:	Avg	Eff%	Rk	Succ %
Average	Efficiency	Rank	Success %	



UNIFORM COLOURS As of 10 SEP 2008

比赛服颜色

O-1

Date	Start Time	Match No.	Phase	Teams - Colours		Location
THU 11 SEP	12:00	13	5-8 Classification	CHN -RED	vs JPN -WHITE	CAU Gymnasium
	18:00	14	5-8 Classification	BRA -GREEN	vs IRQ -WHITE	CAU Gymnasium
FRI 12 SEP	12:00	15	Semifinals	BIH -WHITE	vs EGY -RED	CAU Gymnasium
	18:00	16	Semifinals	IRI -WHITE	vs RUS -BLUE	CAU Gymnasium



START LIST

参赛名单

BIH vs EGY

P1

First Referee: PROBST Anton (GER)

Second Referee: CHAVES Ronaldo Tadeu (BRA)

BIH - BOSNIA & HERZEGOVINA Uniform Colour: WHITE

No	C/L	Name	Sport Class	Date of Birth	Tournament Totals				
					Spike	Block	Serve	Total	%
1		GODINJAK Ismet	D	17 MAR 1973	15	6	5	26	15.66
2		MANKO Adnan	D	16 JAN 1977	19	9	1	29	17.47
3		MEHMEDOVIC Ejub	D	18 OCT 1968	2	1	1	4	2.41
4		DURMISEVIC Esad	D	22 JAN 1972	1	0	0	1	0.60
5		MEDIC Asim	MD	3 AUG 1969	11	5	0	16	9.64
6		DURAN Mirzet	D	13 OCT 1986	10	2	1	13	7.83
7		MAHMIC Zikret	D	4 JAN 1971	0	0	0	0	0.00
8		HAMZIC Dzevad	D	4 SEP 1968	4	0	0	4	2.41
9	L	JUSUFOVIC Hidaet	D	9 DEC 1973	0	0	0	0	0.00
10		ALIBASIC Safet	D	21 DEC 1982	24	20	1	45	27.11
11	C	DELALIC Sabahudin	D	17 AUG 1972	7	4	3	14	8.43
12		JUSUFOVIC Ermin	D	31 MAY 1981	10	4	0	14	8.43

Head Coach: HRUSTEMOVIC Mirza (BIH) Assistant: ALIC Nevzet (BIH)

Results in these Paralympic Games	Phase	Opponent	Sets	Points per Set
	Preliminary-Pool A	RUS	3 - 1	25-21, 25-22, 18-25, 25-16
	Preliminary-Pool A	IRQ	3 - 0	25-6, 25-14, 25-16
	Preliminary-Pool A	CHN	3 - 0	25-14, 25-22, 25-17

EGY - EGYPT Uniform Colour: RED

No	C/L	Name	Sport Class	Date of Birth	Tournament Totals				
					Spike	Block	Serve	Total	%
1		ELSHWIKH Hesham Salah	D	2 FEB 1975	18	7	4	29	20.00
2		SOLIMAN Ahmed Mohamed	D	12 APR 1987	8	3	3	14	9.66
3		ABD ELAAL Abd Elaal Mohamed	D	7 DEC 1973	1	2	0	3	2.07
4		ABD ALLA Ashraf Zaghloul	D	24 FEB 1974	13	7	3	23	15.86
5	C	ELBAHAHEY Taher Adel	D	9 JUN 1972	6	4	2	12	8.28
6		EMARA Mohamed Abd Elhamed	D	17 OCT 1971	4	1	1	6	4.14
7		HASSANEIN Salah Atta	D	9 SEP 1974	0	0	0	0	0.00
8		MASSOUD Hossam Massoud	D	13 JUN 1979	0	1	0	1	0.69
9		MOSSA El Saad	D	28 MAY 1979	8	5	5	18	12.41
10	L	ABDEL-LATIF Abdel Nabi Hassan	D	18 JUN 1972	0	0	0	0	0.00
11		ABD ELLATIF Rezek	D	8 JAN 1978	3	1	0	4	2.76
12		ABOUELYAZEID Mohamed A.	D	29 MAR 1979	26	9	0	35	24.14

Head Coach: de HAAN Jouke (EGY) Assistant: ELAIUTY Mosaad Rashad (EGY)

Results in these Paralympic Games	Phase	Opponent	Sets	Points per Set
	Preliminary-Pool B	JPN	3 - 0	25-8, 25-11, 25-15
	Preliminary-Pool B	IRI	0 - 3	25-27, 12-25, 18-25
	Preliminary-Pool B	BRA	3 - 0	25-8, 25-14, 25-17

Legend: % Percent of total team scoring C Team Captain L Libero Player



PLAY BY PLAY

比赛回合文字播报

Match Duration: 1h14m
Spectators: 400

BIH vs EGY
3 vs 0

Team	Sets	1	2	3	Total
BIH	3	25	25	25	75
EGY	0	18	21	20	59
	Playing Time	22m	24m	22m	1h08m

First Referee: PROBST Anton (GER)

Second Referee: CHAVES Ronaldo Tadeu (BRA)

SET 1

Rally	BIH - Bosnia & Herzegovina			Lead	Score	Lead	EGY - Egypt			
1	Serve	5	MEDIC A	Serve Hit			Spike	2	SOLIMAN AM	Fault
				Opp error +	1	1-0				
2	Serve	5	MEDIC A	Serve Hit			Dig	5	ELBAHAHEY TA	Fault
	Spike	12	JUSUFOVIC E	Spike +	2	2-0				
3	Serve	5	MEDIC A	Serve Hit			+ Spike	1	ELSHWIKH HS	Spike
	Dig	5	MEDIC A	Fault	1	2-1				
4				Opp error +	2	3-1	Serve	2	SOLIMAN AM	Serve Hit
							Dig	12	ABOUELYAZEID MA	Fault
5	Serve	11	DELALIC S	Serve Hit			Dig	5	ELBAHAHEY TA	Fault
	Spike	10	ALIBASIC S	Spike +	3	4-1				
6	Serve	11	DELALIC S	Serve Hit			Spike	4	ABD ALLA AZ	Fault
	Block	10	ALIBASIC S	Kill Block +	4	5-1				
7	Serve	11	DELALIC S	Serve Hit			Set	5	ELBAHAHEY TA	Fault
				Opp error +	5	6-1				
							TIMEOUT			
8	Serve	11	DELALIC S	Serve Hit			Block	4	ABD ALLA AZ	Fault
	Spike	10	ALIBASIC S	Spike +	6	7-1				
9	Serve	11	DELALIC S	Serve Hit			Spike	4	ABD ALLA AZ	Fault
				Opp error +	7	8-1				
10	Serve	11	DELALIC S	Serve Hit			+ Spike	1	ELSHWIKH HS	Spike
	Dig	10	ALIBASIC S	Fault	6	8-2				
11	Spike	10	ALIBASIC S	Spike +	7	9-2	Serve	1	ELSHWIKH HS	Serve Hit
							Block	4	ABD ALLA AZ	Fault
12	Serve	10	ALIBASIC S	Fault	6	9-3	+			Opp error
13				Opp error +	7	10-3	Serve	9	MOSSA ES	Serve Hit
							Spike	5	ELBAHAHEY TA	Fault
14	Serve	12	JUSUFOVIC E	Serve Hit			+ Spike	4	ABD ALLA AZ	Spike
	Dig	10	ALIBASIC S	Fault	6	10-4				
15	Spike	5	MEDIC A	Spike +	7	11-4	Serve	4	ABD ALLA AZ	Serve Hit
							Block	5	ELBAHAHEY TA	Fault
16	Serve	2	MANKO A	Serve Hit			+ Spike	12	ABOUELYAZEID MA	Spike
	Dig	9	JUSUFOVIC H	Fault	6	11-5				
17	Spike	5	MEDIC A	Spike +	7	12-5	Serve	12	ABOUELYAZEID MA	Serve Hit
							Block	2	SOLIMAN AM	Fault
18	Serve	1	GODINJAK I	Serve Hit			+ Block	2	SOLIMAN AM	Kill Block
	Block	11	DELALIC S	Fault	6	12-6				
							Sub	5	ELBAHAHEY TA	Out
								8	MASSOUD HM	In
19	Spike	10	ALIBASIC S	Spike +	7	13-6	Serve	8	MASSOUD HM	Serve Hit
							Block	1	ELSHWIKH HS	Fault



PLAY BY PLAY

比赛回合文字播报

SET 1

Rally	BIH - Bosnia & Herzegovina			Lead	Score	Lead	EGY - Egypt		
	Serve	5 MEDIC A	Serve Hit						
20	Block	12 JUSUFOVIC E	Kill Block +	8	14-6		Spike	2 SOLIMAN AM	Fault
	Serve	5 MEDIC A	Serve Hit						
21	Block	10 ALIBASIC S	Fault	7	14-7		+ Spike	9 MOSSA ES	Spike
							Serve	2 SOLIMAN AM	Serve Hit
22	Block	10 ALIBASIC S	Fault	6	14-8		+ Spike	9 MOSSA ES	Spike
							Serve	2 SOLIMAN AM	Serve Hit
23		T E A M	Fault	5	14-9		+ Spike	9 MOSSA ES	Spike
							Serve	2 SOLIMAN AM	Serve Hit
24	Spike	10 ALIBASIC S	Fault	4	14-10		+ Block	4 ABD ALLA AZ	Kill Block
							Serve	2 SOLIMAN AM	Serve Hit
25	Spike	10 ALIBASIC S	Spike +	5	15-10		Dig	12 ABOUELYAZEID MA	Fault
	Serve	11 DELALIC S	Serve Hit						
26	Dig	10 ALIBASIC S	Fault	4	15-11		+ Spike	1 ELSHWIKH HS	Spike
							Serve	1 ELSHWIKH HS	Serve Hit
27	Spike	12 JUSUFOVIC E	Spike +	5	16-11		Block	12 ABOUELYAZEID MA	Fault
	Serve	10 ALIBASIC S	Serve Hit						
28	Spike	12 JUSUFOVIC E	Spike +	6	17-11		Dig	10 ABDEL-LATIF ANH	Fault
	Serve	10 ALIBASIC S	Serve Hit						
29	Block	1 GODINJAK I	Fault	5	17-12		+ Spike	9 MOSSA ES	Spike
							Sub	8 MASSOUD HM	Out
								5 ELBAHAHEY TA	In
							Serve	9 MOSSA ES	Serve Hit
30	Block	2 MANKO A	Fault	4	17-13		+ Spike	12 ABOUELYAZEID MA	Spike
							Serve	9 MOSSA ES	Serve Hit
31	Spike	1 GODINJAK I	Spike +	5	18-13		Block	4 ABD ALLA AZ	Fault
	Serve	12 JUSUFOVIC E	Serve Hit						
32		T E A M	Fault	4	18-14		+ Spike	12 ABOUELYAZEID MA	Spike
							Serve	4 ABD ALLA AZ	Serve Hit
33	Spike	2 MANKO A	Spike +	5	19-14		Dig	1 ELSHWIKH HS	Fault
							Sub	2 SOLIMAN AM	Out
								11 ABD ELLATIF R	In
	Serve	2 MANKO A	Serve Hit						
34	Spike	1 GODINJAK I	Spike +	6	20-14		Dig	1 ELSHWIKH HS	Fault
							Sub	11 ABD ELLATIF R	Out
								2 SOLIMAN AM	In
	Serve	2 MANKO A	Serve Hit						
35	Spike	1 GODINJAK I	Spike +	7	21-14		Spike	5 ELBAHAHEY TA	Fault
	Serve	2 MANKO A	Serve Hit						
36	Dig	2 MANKO A	Fault	6	21-15		+ Spike	12 ABOUELYAZEID MA	Spike
							Serve	12 ABOUELYAZEID MA	Serve Hit
37	Block	5 MEDIC A	Kill Block +	7	22-15		Dig	1 ELSHWIKH HS	Fault
							Sub	12 ABOUELYAZEID MA	Out
								7 HASSANEIN SA	In
	Serve	1 GODINJAK I	Serve Hit						
38	Block	10 ALIBASIC S	Kill Block +	8	23-15		Dig	2 SOLIMAN AM	Fault
	Serve	1 GODINJAK I	Serve Hit						
39	Spike	10 ALIBASIC S	Fault	7	23-16		+ Block	2 SOLIMAN AM	Kill Block



PLAY BY PLAY

比赛回合文字播报

SET 1

Rally	BIH - Bosnia & Herzegovina				Lead	Score	Lead	EGY - Egypt		
40	Spike	11 DELALIC S	Spike	+	8	24-16		Serve	5 ELBAHAHEY TA	Serve Hit
								Dig	5 ELBAHAHEY TA	Fault
41	Serve	5 MEDIC A	Serve Hit							
	Block	12 JUSUFOVIC E	Fault		7	24-17	+	Spike	2 SOLIMAN AM	Spike
42	Spike	11 DELALIC S	Fault		6	24-18	+	Serve	2 SOLIMAN AM	Serve Hit
								Block	9 MOSSA ES	Kill Block
43			Opp error	+	7	25-18		Serve	2 SOLIMAN AM	Serve Hit
								Dig	2 SOLIMAN AM	Fault

SET 2

Rally	BIH - Bosnia & Herzegovina				Lead	Score	Lead	EGY - Egypt			
44	Spike	5 MEDIC A	Fault			0-1	1	+	Serve	5 ELBAHAHEY TA	Serve Hit
										Opp error	
45			Opp error	+		1-1			Serve	5 ELBAHAHEY TA	Serve Hit
									Block	1 ELSHWIKH HS	Fault
46	Serve	5 MEDIC A	Serve Hit								
	Block	10 ALIBASIC S	Fault			1-2	1	+			Opp error
47	Spike	10 ALIBASIC S	Fault			1-3	2	+	Serve	2 SOLIMAN AM	Serve Hit
									Block	1 ELSHWIKH HS	Kill Block
48	Spike	10 ALIBASIC S	Fault			1-4	3	+	Serve	2 SOLIMAN AM	Serve Hit
									Block	1 ELSHWIKH HS	Kill Block
49			Opp error	+		2-4	2		Serve	2 SOLIMAN AM	Serve Hit
									Block	1 ELSHWIKH HS	Fault
50	Serve	11 DELALIC S	Serve Hit								
	Dig	11 DELALIC S	Fault			2-5	3	+	Spike	1 ELSHWIKH HS	Spike
51			Opp error	+		3-5	2		Serve	1 ELSHWIKH HS	Fault
52	Serve	10 ALIBASIC S	Serve Hit								
	Block	1 GODINJAK I	Fault			3-6	3	+	Spike	9 MOSSA ES	Spike
53	Spike	1 GODINJAK I	Spike	+		4-6	2		Serve	9 MOSSA ES	Serve Hit
									Dig	1 ELSHWIKH HS	Fault
54	Serve	12 JUSUFOVIC E	Serve Hit								
	Dig	10 ALIBASIC S	Fault			4-7	3	+			Opp error
55	Reception	10 ALIBASIC S	Fault			4-8	4	+	Serve	4 ABD ALLA AZ	Serve Hit
									Block	2 SOLIMAN AM	Kill Block
56	Block	1 GODINJAK I	Fault			4-9	5	+	Serve	4 ABD ALLA AZ	Serve Hit
									Spike	12 ABOUELYAZEID MA	Spike
57	Block	1 GODINJAK I	Kill Block	+		5-9	4		Serve	4 ABD ALLA AZ	Serve Hit
									Spike	12 ABOUELYAZEID MA	Fault
58	Serve	2 MANKO A	Serve Hit								
	Block	5 MEDIC A	Fault			5-10	5	+			Opp error
59			Opp error	+		6-10	4		Serve	12 ABOUELYAZEID MA	Serve Hit
									Block	2 SOLIMAN AM	Fault
60	Serve	1 GODINJAK I	Serve Hit								
	Block	5 MEDIC A	Kill Block	+		7-10	3		Spike	1 ELSHWIKH HS	Fault
61	Serve	1 GODINJAK I	Serve Hit								
	Dig	1 GODINJAK I	Fault			7-11	4	+	Spike	1 ELSHWIKH HS	Spike
62			Opp error	+		8-11	3		Serve	5 ELBAHAHEY TA	Serve Hit
									Spike	9 MOSSA ES	Fault



PLAY BY PLAY

比赛回合文字播报

SET 2

Rally	BIH - Bosnia & Herzegovina			Lead	Score	Lead	EGY - Egypt					
63	Serve	5 MEDIC A	Serve Hit		9-11	2	Spike	9 MOSSA ES	Fault			
	Block	11 DELALIC S	Kill Block +									
TIMEOUT												
64	Serve	5 MEDIC A	Serve Hit		10-11	1	Spike	1 ELSHWIKH HS	Fault			
			Opp error +									
65	Serve	5 MEDIC A	Serve Hit		10-12	2	+ Spike	12 ABOUELYAZEID MA	Spike			
	Dig	2 MANKO A	Fault									
66	Spike	10 ALIBASIC S	Spike +		11-12	1	Block	2 SOLIMAN AM	Serve Hit			
										Serve	9 MOSSA ES	Fault
67	Serve	11 DELALIC S	Serve Hit		12-12		Spike	4 ABD ALLA AZ	Fault			
	Block	10 ALIBASIC S	Kill Block +									
68					12-13	1	+ Spike	1 ELSHWIKH HS	Spike			
	Serve	11 DELALIC S	Serve Hit									
	Dig	10 ALIBASIC S	Fault									
69					13-13		Serve	1 ELSHWIKH HS	Serve Hit			
										Block	4 ABD ALLA AZ	Fault
										Sub	5 ELBAHAHEY TA	Out
70					14-13	1	Block	9 MOSSA ES	Fault			
	Serve	10 ALIBASIC S	Serve Hit									
	Spike	1 GODINJAK I	Spike +									
71					14-14		+ Spike	9 MOSSA ES	Spike			
	Serve	10 ALIBASIC S	Serve Hit									
	Block	1 GODINJAK I	Fault									
72					14-15	1	+ Spike	9 MOSSA ES	Serve Hit			
										Sub	8 MASSOUD HM	Out
	Dig	9 JUSUFOVIC H	Fault							Serve	12 ABOUELYAZEID MA	Spike
73	Block	1 GODINJAK I	Kill Block +		15-15		Serve	9 MOSSA ES	Serve Hit			
										Spike	12 ABOUELYAZEID MA	Fault
74	Serve	6 DURAN M	Serve Hit		16-15	1	Spike	4 ABD ALLA AZ	Fault			
	Block	5 MEDIC A	Kill Block +									
75	Serve	6 DURAN M	Serve Hit		17-15	2	Block	1 ELSHWIKH HS	Fault			
			Opp error +									
76	Serve	6 DURAN M	Serve Hit		17-16	1	+ Spike	4 ABD ALLA AZ	Serve Hit			
	Block	1 GODINJAK I	Fault							Opp error		
77					17-17		+ Spike	2 SOLIMAN AM	Spike			
	Block	2 MANKO A	Fault							Serve	4 ABD ALLA AZ	Serve Hit
78	Spike	2 MANKO A	Spike +		18-17	1	Dig	9 MOSSA ES	Fault			
										Serve	4 ABD ALLA AZ	Serve Hit
79	Serve	2 MANKO A	Serve Hit		19-17	2	Spike	12 ABOUELYAZEID MA	Fault			
			Opp error +									
TIMEOUT												
80	Serve	2 MANKO A	Serve Hit		19-18	1	+ Spike	12 ABOUELYAZEID MA	Spike			
	Block	11 DELALIC S	Fault									
81					19-19		+ Spike	12 ABOUELYAZEID MA	Serve Hit			
	Block	5 MEDIC A	Fault							Spike	2 SOLIMAN AM	Spike
TIMEOUT												
82					19-20	1	+ Spike	12 ABOUELYAZEID MA	Serve Hit			
	Spike	10 ALIBASIC S	Fault							Opp error		



PLAY BY PLAY

比赛回合文字播报

SET 2

Rally	BIH - Bosnia & Herzegovina			Lead	Score	Lead	EGY - Egypt			
83			Opp error +		20-20		Serve	12 ABOUELYAZEID MA	Serve Hit	
						Spike	5 ELBAHAHEY TA	Fault		
84	Serve	1 GODINJAK I	Serve Hit		1	21-20		Dig	12 ABOUELYAZEID MA	Fault
			Opp error +							
85	Serve	1 GODINJAK I	Serve Hit		2	22-20		Spike	5 ELBAHAHEY TA	Fault
			Opp error +							
86	Serve	1 GODINJAK I	Serve Hit		3	23-20		Block	1 ELSHWIKH HS	Fault
	Spike	5 MEDIC A	Spike +					Sub	2 SOLIMAN AM	Out
								6 EMARA MAE	In	
87	Serve	1 GODINJAK I	Serve Hit		4	24-20		Block	6 EMARA MAE	Fault
	Spike	10 ALIBASIC S	Spike +					Sub	6 EMARA MAE	Out
								2 SOLIMAN AM	In	
88	Serve	1 GODINJAK I	Serve Hit		3	24-21				
	Spike	5 MEDIC A	Fault					+		
	TIMEOUT									
89					4	25-21		Serve	5 ELBAHAHEY TA	Serve Hit
	Spike	10 ALIBASIC S	Spike +							T E A M

SET 3

Rally	BIH - Bosnia & Herzegovina			Lead	Score	Lead	EGY - Egypt			
90	Serve	5 MEDIC A	Serve Hit		1	1-0		Spike	9 MOSSA ES	Fault
			Opp error +							
91	Serve	5 MEDIC A	Serve Hit		2	2-0		Spike	9 MOSSA ES	Fault
	Block	10 ALIBASIC S	Kill Block +							
92	Serve	5 MEDIC A	Serve Hit		3	3-0		Spike	12 ABOUELYAZEID MA	Fault
			Opp error +							
93	Serve	5 MEDIC A	Serve Hit		2	3-1		Spike	1 ELSHWIKH HS	Spike
	Block	11 DELALIC S	Fault					+		
94					3	4-1		Serve	2 SOLIMAN AM	Serve Hit
	Spike	11 DELALIC S	Spike +					Dig	12 ABOUELYAZEID MA	Fault
95	Serve	11 DELALIC S	Serve Hit		2	4-2				
	Spike	10 ALIBASIC S	Fault					+		
96					3	5-2		Serve	1 ELSHWIKH HS	Serve Hit
	Spike	2 MANKO A	Spike +					Block	9 MOSSA ES	Fault
97	Serve	1 GODINJAK I	Serve Hit		2	5-3		Spike	9 MOSSA ES	Spike
	Dig	5 MEDIC A	Fault					+		
98					3	6-3		Serve	9 MOSSA ES	Serve Hit
	Spike	1 GODINJAK I	Spike +					Dig	1 ELSHWIKH HS	Fault
99	Serve	6 DURAN M	Serve Hit		2	6-4		Spike	12 ABOUELYAZEID MA	Spike
	Block	1 GODINJAK I	Fault					+		
100					1	6-5		Serve	4 ABD ALLA AZ	Serve Hit
	Spike	5 MEDIC A	Fault					+		
101					2	7-5		Serve	4 ABD ALLA AZ	Serve Hit
	Spike	2 MANKO A	Spike +					Dig	1 ELSHWIKH HS	Fault
102	Serve	2 MANKO A	Serve Hit		1	7-6				
	Spike	5 MEDIC A	Fault					+		



PLAY BY PLAY

比赛回合文字播报

SET 3

Rally	BIH - Bosnia & Herzegovina			Lead	Score	Lead	EGY - Egypt		
103	Spike	5 MEDIC A	Fault		7-7		Serve	12 ABOUELYAZEID MA	Serve Hit
						+			Opp error
104	Spike	11 DELALIC S	Fault		7-8	1	Serve	12 ABOUELYAZEID MA	Serve Hit
						+			Opp error
105	Spike	1 GODINJAK I	Spike	+	8-8		Serve	12 ABOUELYAZEID MA	Serve Hit
							Dig	12 ABOUELYAZEID MA	Fault
106	Serve	1 GODINJAK I	Serve Hit						
			Opp error	+	1	9-8	Spike	5 ELBAHAHEY TA	Fault
107	Serve	1 GODINJAK I	Serve Hit						
	Block	5 MEDIC A	Kill Block	+	2	10-8	Dig	10 ABDEL-LATIF ANH	Fault
108	Serve	5 MEDIC A	Serve Hit						
	Dig	5 MEDIC A	Fault		1	10-9			Opp error
109	Spike	10 ALIBASIC S	Spike	+	2	11-9	Serve	5 ELBAHAHEY TA	Serve Hit
							Block	1 ELSHWIKH HS	Fault
110	Serve	11 DELALIC S	Serve Hit						
	Block	11 DELALIC S	Fault		1	11-10	+	Spike	9 MOSSA ES
									Spike
111	Spike	6 DURAN M	Spike	+	2	12-10	Serve	2 SOLIMAN AM	Serve Hit
							Block	4 ABD ALLA AZ	Fault
112	Serve	10 ALIBASIC S	Serve Hit						
	Block	6 DURAN M	Kill Block	+	3	13-10	Spike	1 ELSHWIKH HS	Fault
113	Serve	11 DELALIC S	Serve Hit						
	Dig	11 DELALIC S	Fault		2	13-11	+	Spike	1 ELSHWIKH HS
									Spike
114	Spike	10 ALIBASIC S	Fault		1	13-12	Serve	1 ELSHWIKH HS	Serve Hit
							+	Block	12 ABOUELYAZEID MA
									Kill Block
115	Spike	2 MANKO A	Spike	+	2	14-12	Serve	1 ELSHWIKH HS	Serve Hit
							Block	9 MOSSA ES	Fault
							Sub	1 ELSHWIKH HS	Out
								8 MASSOUD HM	In
116	Serve	10 ALIBASIC S	Serve Hit						
			Opp error	+	3	15-12	Block	9 MOSSA ES	Fault
117	Serve	10 ALIBASIC S	Serve Hit						
	Block	2 MANKO A	Fault		2	15-13	+	Spike	12 ABOUELYAZEID MA
									Spike
118			Opp error	+	3	16-13	Serve	9 MOSSA ES	Serve Hit
							Block	4 ABD ALLA AZ	Fault
							Sub	4 ABD ALLA AZ	Out
								11 ABD ELLATIF R	In
119	Serve	6 DURAN M	Serve Hit						
	Block	5 MEDIC A	Fault		2	16-14	+	Spike	12 ABOUELYAZEID MA
									Spike
120	Spike	2 MANKO A	Spike	+	3	17-14	Serve	11 ABD ELLATIF R	Serve Hit
							Dig	11 ABD ELLATIF R	Fault
121	Serve	2 MANKO A	Serve Hit						
	Block	1 GODINJAK I	Kill Block	+	4	18-14	Spike	5 ELBAHAHEY TA	Fault
									Fault
									TIMEOUT
122	Serve	2 MANKO A	Serve Hit						
	Block	5 MEDIC A	Fault		3	18-15	+		Opp error
							Sub	8 MASSOUD HM	Out
								1 ELSHWIKH HS	In
123	Spike	1 GODINJAK I	Fault		2	18-16	Serve	12 ABOUELYAZEID MA	Serve Hit
							+	Block	2 SOLIMAN AM
									Kill Block



PLAY BY PLAY

比赛回合文字播报

SET 3

Rally	BIH - Bosnia & Herzegovina				Lead	Score	Lead	EGY - Egypt				
124	Block	1	GODINJAK I	Kill Block	+	3	19-16		Serve	12	ABOUELYAZEID MA	Serve Hit
									Dig	10	ABDEL-LATIF ANH	Fault
125	Serve	1	GODINJAK I	Serve Hit								
	Spike	10	ALIBASIC S	Spike	+	4	20-16		Block	2	SOLIMAN AM	Fault
	TIMEOUT											
126	Serve	1	GODINJAK I	Serve Hit								
				Opp error	+	5	21-16		Spike	1	ELSHWIKH HS	Fault
127	Serve	1	GODINJAK I	Serve Hit								
	Spike	10	ALIBASIC S	Fault		4	21-17	+	Block	2	SOLIMAN AM	Kill Block
128	Spike	10	ALIBASIC S	Spike	+	5	22-17		Serve	5	ELBAHAHEY TA	Serve Hit
									Block	1	ELSHWIKH HS	Fault
129	Serve	5	MEDIC A	Serve Hit								
	Block	6	DURAN M	Fault		4	22-18	+				Opp error
	TIMEOUT											
130	Block	6	DURAN M	Fault		3	22-19	+	Serve	2	SOLIMAN AM	Serve Hit
									Spike	9	MOSSA ES	Spike
131	Spike	10	ALIBASIC S	Spike	+	4	23-19		Serve	2	SOLIMAN AM	Serve Hit
									Block	1	ELSHWIKH HS	Fault
132	Serve	11	DELALIC S	Serve Hit								
	Dig	11	DELALIC S	Fault		3	23-20	+	Spike	1	ELSHWIKH HS	Spike
133				Opp error	+	4	24-20		Serve	1	ELSHWIKH HS	Serve Hit
									Block	9	MOSSA ES	Fault
134	Serve	10	ALIBASIC S	Serve Hit								
	Spike	6	DURAN M	Spike	+	5	25-20		Block	12	ABOUELYAZEID MA	Fault

Legend:

+ Point scored by team Opp Opponent Sub Substitution



MATCH RESULT

比赛结果表

P2

Match Duration: 1h14m
Spectators: 400

BIH vs EGY
3 vs 0

Team	Sets	1	2	3	Total
BIH	3	25	25	25	75
EGY	0	18	21	20	59
Playing Time		22m	24m	22m	1h08m

First Referee: PROBST Anton (GER)

Second Referee: CHAVES Ronaldo Tadeu (BRA)

BIH - BOSNIA & HERZEGOVINA								
No	C/L	Name	1	2	3	4	5	Pts
1		GODINJAK Ismet	6	1	6			11
2		MANKO Adnan	5	6	5			6
3		MEHMEDOVIC Ejub						0
4		DURMISEVIC Esad						0
5		MEDIC Asim	1	2	1			7
6		DURAN Mirzet		12	4			3
7		MAHMIC Zikret						0
8		HAMZIC Dzevad						0
9	L	JUSUFOVIC Hidaet	L	L	L			0
10		ALIBASIC Safet	3	4	3			16
11	C	DELALIC Sabahudin	2	3	2			3
12		JUSUFOVIC Ermin	4	5				4
Head Coach:		HRUSTEMOVIC Mirza (BIH)						
Assistant Coach:		ALIC Nevzet (BIH)						

EGY - EGYPT								
No	C/L	Name	1	2	3	4	5	Pts
1		ELSHWIKH Hesham Salah	3	3	3			11
2		SOLIMAN Ahmed Mohamed	2	2	2			8
3		ABD ELAAL Abd Elaal Mohamed						0
4		ABD ALLA Ashraf Zaghoul	5	5	5			2
5	C	ELBAHAHEY Taher Adel	1	1	1			0
6		EMARA Mohamed Abd Elhamed		2				0
7		HASSANEIN Salah Atta		12				0
8		MASSOUD Hossam Massoud	5	5	1			0
9		MOSSA EI Saad	4	4	4			10
10	L	ABDEL-LATIF Abdel Nabi Hassan	L	L	L			0
11		ABD ELLATIF Rezek		2	4			0
12		ABOUELYAZEID Mohamed A.	6	6	6			12
Head Coach:		de HAAN Jouke (EGY)						
Assistant Coach:		ELAIUTY Mosaad Rashad (EGY)						

TEAM AND PLAYER PERFORMANCES

Won	Total Atts	No	Name
35	119	Total Team	
12	28	10	ALIBASIC Safet
7	29	1	GODINJAK Ismet
6	18	2	MANKO Adnan
15	73	Total Team	
4	14	5	MEDIC Asim
4	13	10	ALIBASIC Safet
4	13	1	GODINJAK Ismet
0	74	Total Team	
25		Total Team	
75	266	Total Team	
16	51	10	ALIBASIC Safet

Scoring Skills
Spike
Block
Serve
Opp Error
Total
Best Scorer

Won	Total Atts	No	Name
33	129	Total Team	
11	36	12	ABOUELYAZEID Mohamed A.
9	31	1	ELSHWIKH Hesham Salah
9	23	9	MOSSA EI Saad
10	72	Total Team	
5	17	2	SOLIMAN Ahmed Mohamed
2	17	1	ELSHWIKH Hesham Salah
1	13	9	MOSSA EI Saad
0	60	Total Team	
16		Total Team	
59	261	Total Team	
12	58	12	ABOUELYAZEID Mohamed A.

Legend:			
Atts	Attempts	C	Team Captain
n	Starting Line-Up where n=starting position on Court (i.e. positions 1 to 6)	L	Libero Player
nn	Substitute where nn=jersey number of out going player	Opp	Opponent
		L	Substitute Libero
		Pts	Points scored



MATCH STATISTICS

比赛技术统计

P3

Match Duration: 1h14m
Spectators: 400




BIH vs EGY
3 vs 0

Team	Sets	1	2	3	Total
BIH	3	25	25	25	75
EGY	0	18	21	20	59
Playing Time		22m	24m	22m	1h08m

First Referee: PROBST Anton (GER)

Second Referee: CHAVES Ronaldo Tadeu (BRA)

BIH - BOSNIA & HERZEGOVINA

Scoring Spikers	Rk	No	Name	Spikes	Faults	Shots	Total Attempts	Eff %
	1	2	MANKO Adnan	6	-	12	18	33.33
	2	1	GODINJAK Ismet	7	1	21	29	20.69
	3	10	ALIBASIC Safet	12	8	8	28	14.29
	4	5	MEDIC Asim	3	5	11	19	0.00
		12	JUSUFOVIC Ermin	3	-	8	11	
		11	DELALIC Sabahudin	2	2	6	10	
		6	DURAN Mirzet	2	-	2	4	
		3	MEHMEDOVIC Ejub	-	-	-	-	
		4	DURMISEVIC Esad	-	-	-	-	
	7	MAHMIC Zikret	-	-	-	-		
	8	HAMZIC Dzevad	-	-	-	-		
	9	JUSUFOVIC Hidaet	-	-	-	-		
Limit								
15.00 %	Team Totals			35	16	68	119	15.97
Scoring Blockers	Rk	No	Name	Kill Blocks	Faults	Rebounds	Total Attempts	Avg by Set
	1	5	MEDIC Asim	4	4	6	14	1.33
	1	10	ALIBASIC Safet	4	3	6	13	1.33
	1	1	GODINJAK Ismet	4	6	3	13	1.33
	4	12	JUSUFOVIC Ermin	1	1	7	9	0.33
	4	11	DELALIC Sabahudin	1	4	4	9	0.33
	4	6	DURAN Mirzet	1	2	5	8	0.33
	7	2	MANKO Adnan	-	3	4	7	0.00
		3	MEHMEDOVIC Ejub	-	-	-	-	
		4	DURMISEVIC Esad	-	-	-	-	
	7	MAHMIC Zikret	-	-	-	-		
	8	HAMZIC Dzevad	-	-	-	-		
	9	JUSUFOVIC Hidaet	-	-	-	-		
	Team Totals			15	23	35	73	5.00
Scoring Servers	Rk	No	Name	Aces	Faults	Serve Hits	Total Attempts	Avg by Set
	1	1	GODINJAK Ismet	-	-	16	16	0.00
	1	5	MEDIC Asim	-	-	16	16	0.00
	1	11	DELALIC Sabahudin	-	-	14	14	0.00
	1	2	MANKO Adnan	-	-	10	10	0.00
	1	10	ALIBASIC Safet	-	1	9	10	0.00
	1	6	DURAN Mirzet	-	-	5	5	0.00
	1	12	JUSUFOVIC Ermin	-	-	3	3	0.00
		3	MEHMEDOVIC Ejub	-	-	-	-	
		4	DURMISEVIC Esad	-	-	-	-	
	7	MAHMIC Zikret	-	-	-	-		
	8	HAMZIC Dzevad	-	-	-	-		
	9	JUSUFOVIC Hidaet	-	-	-	-		
	Team Totals			-	1	73	74	0.00
Team	Opponent Errors & Team Faults			25	2			



MATCH STATISTICS

比赛技术统计

P3

Match Duration: 1h14m
Spectators: 400




BIH vs EGY
3 vs 0

Team	Sets	1	2	3	Total
BIH	3	25	25	25	75
EGY	0	18	21	20	59
Playing Time		22m	24m	22m	1h08m

First Referee: PROBST Anton (GER)

Second Referee: CHAVES Ronaldo Tadeu (BRA)

BIH - BOSNIA & HERZEGOVINA

Non-scoring Diggers		Rk	No	Name	Digs	Faults	Receptions	Total Attempts	Avg by Set	
	1	9	JUSUFOVIC Hidaet	19	2	3	24	6.33		
	2	1	GODINJAK Ismet	16	1	4	21	5.33		
	2	2	MANKO Adnan	16	2	2	20	5.33		
	4	11	DELALIC Sabahudin	13	3	5	21	4.33		
	5	10	ALIBASIC Safet	5	5	4	14	1.67		
	5	5	MEDIC Asim	5	3	-	8	1.67		
	7	12	JUSUFOVIC Ermin	3	-	2	5	1.00		
	8	6	DURAN Mirzet	1	-	-	1	0.33		
		3	MEHMEDOVIĆ Ejub	-	-	-	-	-		
		4	DURMISEVIĆ Esad	-	-	-	-	-		
		7	MAHMIC Zikret	-	-	-	-	-		
		8	HAMZIC Dzevad	-	-	-	-	-		
	Team Totals				78	16	20	114	26.00	
	Non-scoring Setters		Rk	No	Name	Running Sets	Faults	Still Sets	Total Attempts	Avg by Set
		1	11	DELALIC Sabahudin	1	-	48	49	0.33	
		1	2	MANKO Adnan	1	-	17	18	0.33	
1		12	JUSUFOVIC Ermin	1	-	2	3	0.33		
4		1	GODINJAK Ismet	-	-	11	11	0.00		
4		10	ALIBASIC Safet	-	-	7	7	0.00		
4		5	MEDIC Asim	-	-	6	6	0.00		
4		9	JUSUFOVIC Hidaet	-	-	2	2	0.00		
		3	MEHMEDOVIĆ Ejub	-	-	-	-	-		
		4	DURMISEVIĆ Esad	-	-	-	-	-		
		6	DURAN Mirzet	-	-	-	-	-		
		7	MAHMIC Zikret	-	-	-	-	-		
		8	HAMZIC Dzevad	-	-	-	-	-		
Team Totals				3	-	93	96	1.00		
Non-scoring Receivers		Rk	No	Name	Excellents	Faults	Serve Receptions	Total Attempts	Succ %	
		1	2	MANKO Adnan	17	-	-	17	100.00	
			1	GODINJAK Ismet	11	-	1	12		
		9	JUSUFOVIC Hidaet	11	-	-	11			
		11	DELALIC Sabahudin	4	-	-	4			
		10	ALIBASIC Safet	-	1	2	3			
		12	JUSUFOVIC Ermin	2	-	-	2			
		3	MEHMEDOVIĆ Ejub	-	-	-	-			
		4	DURMISEVIĆ Esad	-	-	-	-			
		5	MEDIC Asim	-	-	-	-			
		6	DURAN Mirzet	-	-	-	-			
		7	MAHMIC Zikret	-	-	-	-			
		8	HAMZIC Dzevad	-	-	-	-			
	Team Totals				45	1	3	49	91.84	
	Limit		25.00 %							

Legend:	Avg	Eff%	Rk	Succ %
Average	Efficiency	Rank	Success %	



MATCH STATISTICS

比赛技术统计

P3

Match Duration: 1h14m
Spectators: 400




BIH vs EGY
3 vs 0

Team	Sets	1	2	3	Total
BIH	3	25	25	25	75
EGY	0	18	21	20	59
Playing Time		22m	24m	22m	1h08m

First Referee: PROBST Anton (GER)

Second Referee: CHAVES Ronaldo Tadeu (BRA)

EGY - EGYPT

Scoring Spikers	Rk	No	Name	Spikes	Faults	Shots	Total Attempts	Eff %
	1	9	MOSSA El Saad	9	4	10	23	21.74
	2	12	ABOUELYAZEID Mohamed A.	11	4	21	36	19.44
	3	1	ELSHWIKH Hesham Salah	9	4	18	31	16.13
	5	ELBAHAHEY Taher Adel	-	6	11	17	-	
	2	SOLIMAN Ahmed Mohamed	3	2	6	11	-	
	4	ABD ALLA Ashraf Zaghloul	1	4	4	9	-	
	8	MASSOUD Hossam Massoud	-	-	1	1	-	
	11	ABD ELLATIF Rezek	-	-	1	1	-	
	3	ABD ELAAL Abd Elaal Mohamed	-	-	-	-	-	
	6	EMARA Mohamed Abd Elhamed	-	-	-	-	-	
7	HASSANEIN Salah Atta	-	-	-	-	-		
10	ABDEL-LATIF Abdel Nabi Hassan	-	-	-	-	-		
Team Totals				33	24	72	129	6.98
Limit	15.00 %							
Scoring Blockers	Rk	No	Name	Kill Blocks	Faults	Rebounds	Total Attempts	Avg by Set
	1	2	SOLIMAN Ahmed Mohamed	5	3	9	17	1.67
	2	1	ELSHWIKH Hesham Salah	2	8	7	17	0.67
	3	9	MOSSA El Saad	1	6	6	13	0.33
	3	12	ABOUELYAZEID Mohamed A.	1	2	8	11	0.33
	3	4	ABD ALLA Ashraf Zaghloul	1	6	3	10	0.33
	6	5	ELBAHAHEY Taher Adel	-	1	2	3	0.00
	6	6	EMARA Mohamed Abd Elhamed	-	1	-	1	0.00
	3	ABD ELAAL Abd Elaal Mohamed	-	-	-	-	-	
	7	HASSANEIN Salah Atta	-	-	-	-	-	
	8	MASSOUD Hossam Massoud	-	-	-	-	-	
	10	ABDEL-LATIF Abdel Nabi Hassan	-	-	-	-	-	
11	ABD ELLATIF Rezek	-	-	-	-	-		
Team Totals				10	27	35	72	3.33
Scoring Servers	Rk	No	Name	Aces	Faults	Serve Hits	Total Attempts	Avg by Set
	1	2	SOLIMAN Ahmed Mohamed	-	-	15	15	0.00
	1	12	ABOUELYAZEID Mohamed A.	-	-	11	11	0.00
	1	4	ABD ALLA Ashraf Zaghloul	-	-	9	9	0.00
	1	9	MOSSA El Saad	-	-	8	8	0.00
	1	1	ELSHWIKH Hesham Salah	-	1	7	8	0.00
	1	5	ELBAHAHEY Taher Adel	-	-	7	7	0.00
	1	8	MASSOUD Hossam Massoud	-	-	1	1	0.00
	1	11	ABD ELLATIF Rezek	-	-	1	1	0.00
	3	ABD ELAAL Abd Elaal Mohamed	-	-	-	-	-	
	6	EMARA Mohamed Abd Elhamed	-	-	-	-	-	
7	HASSANEIN Salah Atta	-	-	-	-	-		
10	ABDEL-LATIF Abdel Nabi Hassan	-	-	-	-	-		
Team Totals				-	1	59	60	0.00
Team	Opponent Errors & Team Faults			16	1			



MATCH STATISTICS

比赛技术统计

P3

Match Duration: 1h14m
Spectators: 400

BIH vs EGY
3 vs 0

Team	Sets	1	2	3	Total
BIH	3	25	25	25	75
EGY	0	18	21	20	59
Playing Time		22m	24m	22m	1h08m

First Referee: PROBST Anton (GER)

Second Referee: CHAVES Ronaldo Tadeu (BRA)

EGY - EGYPT

Non-scoring Diggers	Rk	No	Name	Digs	Faults	Receptions	Total Attempts	Avg by Set
	1	10	ABDEL-LATIF Abdel Nabi Hassan	16	3	2	21	5.33
	2	1	ELSHWIKH Hesham Salah	14	6	9	29	4.67
	3	12	ABOUELYAZEID Mohamed A.	11	5	4	20	3.67
	4	9	MOSSA El Saad	9	1	5	15	3.00
	5	4	ABD ALLA Ashraf Zaghoul	6	-	2	8	2.00
	6	5	ELBAHAHEY Taher Adel	4	3	5	12	1.33
	7	2	SOLIMAN Ahmed Mohamed	2	2	3	7	0.67
	8	7	HASSANEIN Salah Atta	1	-	-	1	0.33
	9	11	ABD ELLATIF Rezek	-	1	4	5	0.00
	9	8	MASSOUD Hossam Massoud	-	-	1	1	0.00
		3	ABD ELAAL Abd Elaal Mohamed	-	-	-	-	-
		6	EMARA Mohamed Abd Elhamed	-	-	-	-	-
Team Totals				63	21	35	119	21.00

Non-scoring Setters	Rk	No	Name	Running Sets	Faults	Still Sets	Total Attempts	Avg by Set
	1	5	ELBAHAHEY Taher Adel	6	1	47	54	2.00
	2	1	ELSHWIKH Hesham Salah	3	-	19	22	1.00
	3	8	MASSOUD Hossam Massoud	1	-	9	10	0.33
	4	2	SOLIMAN Ahmed Mohamed	-	-	5	5	0.00
	4	4	ABD ALLA Ashraf Zaghoul	-	-	5	5	0.00
	4	9	MOSSA El Saad	-	-	3	3	0.00
	4	12	ABOUELYAZEID Mohamed A.	-	-	3	3	0.00
		3	ABD ELAAL Abd Elaal Mohamed	-	-	-	-	-
		6	EMARA Mohamed Abd Elhamed	-	-	-	-	-
		7	HASSANEIN Salah Atta	-	-	-	-	-
		10	ABDEL-LATIF Abdel Nabi Hassan	-	-	-	-	-
		11	ABD ELLATIF Rezek	-	-	-	-	-
Team Totals				10	1	91	102	3.33

Non-scoring Receivers	Rk	No	Name	Excellents	Faults	Serve Receptions	Total Attempts	Succ %
	1	10	ABDEL-LATIF Abdel Nabi Hassan	22	-	-	22	100.00
	1	12	ABOUELYAZEID Mohamed A.	20	-	-	20	100.00
		9	MOSSA El Saad	7	-	-	7	-
		1	ELSHWIKH Hesham Salah	6	-	-	6	-
		5	ELBAHAHEY Taher Adel	3	-	-	3	-
		8	MASSOUD Hossam Massoud	2	-	-	2	-
		4	ABD ALLA Ashraf Zaghoul	1	-	-	1	-
		7	HASSANEIN Salah Atta	1	-	-	1	-
		11	ABD ELLATIF Rezek	1	-	-	1	-
		2	SOLIMAN Ahmed Mohamed	-	-	-	-	-
		3	ABD ELAAL Abd Elaal Mohamed	-	-	-	-	-
		6	EMARA Mohamed Abd Elhamed	-	-	-	-	-
Team Totals				63	-	-	63	100.00

Limit	Value
Limit	25.00 %

Legend:	Avg	Eff%	Rk	Succ %
	Average	Efficiency	Rank	Success %



START LIST

参赛名单

IRI vs RUS

P1

First Referee: KARADI Gabor (HUN)

Second Referee: JUNG Malsoon (KOR)

IRI - I. R. of IRAN Uniform Colour: WHITE

No	C/L	Name	Sport Class	Date of Birth	Tournament Totals				
					Spike	Block	Serve	Total	%
1		HOSSEINI FAR Seyed M.	D	4 APR 1972	4	0	0	4	2.52
2		RAHIMI Mohammad Resa	D	12 OCT 1971	3	2	2	7	4.40
3		PEIDAYESH Reza	D	5 SEP 1978	11	3	0	14	8.81
4		ALIPOURIAN Davood	D	6 MAY 1985	21	9	3	33	20.75
5		HAMID ZAGEH Mahdi	D	21 DEC 1980	3	0	1	4	2.52
6		HASSANPOUR Naser	D	30 MAR 1974	3	2	0	5	3.14
7		BIGDELI Sadegh	D	26 FEB 1984	12	2	2	16	10.06
8	C	EIMERY Jalil	D	21 SEP 1972	9	4	6	19	11.95
9		EBRAHIMIBALADEZAEI S.	MD	1 JUL 1979	14	0	2	16	10.06
10		ZIRAH Iisa	D	4 JUN 1979	24	2	1	27	16.98
11	L	SALEHI HAJIKOLAEI Ramzan	D	11 MAR 1979	0	0	0	0	0.00
12		KHALEGHI Mohammad	D	23 OCT 1981	6	7	1	14	8.81

Head Coach: REZAEI GARKANI Hadi (IRI)

Assistant: SAEBI Farid (IRI)

Results in these
Paralympic Games

Phase	Opponent	Sets	Points per Set
Preliminary-Pool B	EGY	3 - 0	27-25, 25-12, 25-18
Preliminary-Pool B	BRA	3 - 0	25-9, 25-11, 25-8
Preliminary-Pool B	JPN	3 - 0	25-7, 25-7, 25-5

RUS - RUSSIAN FEDERATION Uniform Colour: BLUE

No	C/L	Name	Sport Class	Date of Birth	Tournament Totals				
					Spike	Block	Serve	Total	%
1		BUKIN Tanatkan	D	15 JAN 1967	0	0	0	0	0.00
2		POZDEEV Sergey	D	9 AUG 1979	0	0	0	0	0.00
3		MILENIN Viktor	D	21 NOV 1987	35	12	6	53	31.74
4	C	YAKUNIN Sergey	D	27 FEB 1961	3	1	2	6	3.59
5		UPOROV Sergey	D	20 JUN 1972	0	0	0	0	0.00
6	L	VOLKOV Alexey	D	14 MAR 1983	0	0	0	0	0.00
7		GORDIYENKO Dmitriy	D	17 OCT 1975	31	1	1	33	19.76
8		KUZOVNIKOV Evgeny	D	22 DEC 1970	0	0	0	0	0.00
9		LAVRINOVICH Andrey	D	4 DEC 1976	16	2	0	18	10.78
10		BAYCHIK Alexander	D	15 APR 1982	13	5	3	21	12.57
11		TIMCHENKO Maksim	D	26 JUL 1980	0	0	0	0	0.00
12		SAVICHEV Alexander	D	11 MAR 1989	19	16	1	36	21.56

Head Coach: D'YAKOV Victor (RUS)

Assistant: SEMENKINA Liudmila (RUS)

Results in these
Paralympic Games

Phase	Opponent	Sets	Points per Set
Preliminary-Pool A	BIH	1 - 3	21-25, 22-25, 25-18, 16-25
Preliminary-Pool A	IRQ	3 - 0	25-13, 25-8, 25-15
Preliminary-Pool A	CHN	3 - 0	25-22, 25-22, 25-23

Legend:

% Percent of total team scoring C Team Captain L Libero Player



PLAY BY PLAY

比赛回合文字播报

Match Duration: 58m
Spectators: 2,000

IRI vs RUS
3 vs 0

Team	Sets	1	2	3	Total
IRI	3	25	25	25	75
RUS	0	22	13	20	55
	Playing Time	18m	15m	19m	52m

First Referee: KARADI Gabor (HUN)

Second Referee: JUNG Malsoon (KOR)

SET 1

Rally	IRI - Islamic Republic of Iran			Lead	Score	Lead	RUS - Russian Federation		
1			Opp error +	1	1-0		Serve	9 LAVRINOVICH A	Serve Hit
							Spike	3 MILENIN V	Fault
2	Serve	4 ALIPOURIAN D	Serve Hit						
	Spike	8 EIMERY J	Spike +	2	2-0		Block	3 MILENIN V	Fault
3	Serve	4 ALIPOURIAN D	Serve Hit						
	Spike	8 EIMERY J	Spike +	3	3-0		Block	3 MILENIN V	Fault
4	Serve	4 ALIPOURIAN D	Fault	2	3-1	+	Block	3 MILENIN V	Kill Block
5	Block	3 PEIDAYESH R	Fault	1	3-2	+	Serve	3 MILENIN V	Aces
6	Block	3 PEIDAYESH R	Kill Block +	2	4-2		Serve	3 MILENIN V	Fault
7	Serve	9 E. S	Serve Hit						
	Block	3 PEIDAYESH R	Kill Block +	3	5-2		Block	12 SAVICHEV A	Fault
8	Serve	9 E. S	Serve Hit						
	Dig	9 E. S	Fault	2	5-3	+	Spike	7 GORDIYENKO D	Spike
9							Serve	4 YAKUNIN S	Serve Hit
	Spike	3 PEIDAYESH R	Fault	1	5-4	+	Block	12 SAVICHEV A	Kill Block
10							Serve	4 YAKUNIN S	Serve Hit
	Spike	3 PEIDAYESH R	Spike +	2	6-4		Block	10 BAYCHIK A	Fault
11	Serve	3 PEIDAYESH R	Serve Hit						
		T E A M	Fault	1	6-5	+	Spike	12 SAVICHEV A	Spike
12							Serve	7 GORDIYENKO D	Serve Hit
	Dig	9 E. S	Fault		6-6	+	Spike	10 BAYCHIK A	Spike
13							Serve	7 GORDIYENKO D	Serve Hit
	Spike	10 ZIRAH I	Spike +	1	7-6			T E A M	Fault
14	Serve	8 EIMERY J	Serve Hit						
			Opp error +	2	8-6		Spike	12 SAVICHEV A	Fault
15	Serve	8 EIMERY J	Serve Hit						
			Opp error +	3	9-6		Spike	9 LAVRINOVICH A	Fault
16	Serve	8 EIMERY J	Serve Hit						
	Spike	7 BIGDELI S	Fault	2	9-7	+			Opp error
17			Opp error +	3	10-7		Serve	12 SAVICHEV A	Fault
18	Serve	7 BIGDELI S	Serve Hit						
	Spike	4 ALIPOURIAN D	Fault	2	10-8	+			Opp error
19	Block	4 ALIPOURIAN D	Fault	1	10-9	+	Serve	10 BAYCHIK A	Serve Hit
							Spike	3 MILENIN V	Spike
20							Serve	10 BAYCHIK A	Serve Hit
	Spike	9 E. S	Fault		10-10	+			Opp error
21							Serve	10 BAYCHIK A	Serve Hit
	Spike	10 ZIRAH I	Spike +	1	11-10		Block	3 MILENIN V	Fault
22	Serve	10 ZIRAH I	Serve Hit						
	Dig	7 BIGDELI S	Fault		11-11	+	Spike	3 MILENIN V	Spike



PLAY BY PLAY

比赛回合文字播报

SET 1

Rally	IRI - Islamic Republic of Iran			Lead	Score	Lead	RUS - Russian Federation			
23	Spike	9 E. S	Fault		11-12	1	+	Serve	9 LAVRINOVICH A	Serve Hit Opp error
24	Spike	3 PEIDAYESH R	Fault		11-13	2	+	Serve	9 LAVRINOVICH A	Serve Hit Opp error
	TIMEOUT									
25	Spike	3 PEIDAYESH R	Spike	+	12-13	1		Serve	9 LAVRINOVICH A	Serve Hit
	Serve	4 ALIPOURIAN D	Serve Hit					Dig	9 LAVRINOVICH A	Fault
26	Spike	3 PEIDAYESH R	Fault		12-14	2	+			Opp error
27	Spike	8 EIMERY J	Fault		12-15	3	+	Serve	3 MILENIN V	Serve Hit Opp error
28			Opp error	+	13-15	2		Serve	3 MILENIN V	Fault
29	Serve	9 E. S	Serve Hit							
			Opp error	+	14-15	1		Spike	12 SAVICHEV A	Fault
30	Serve	9 E. S	Serve Hit							
			Opp error	+	15-15			Spike	12 SAVICHEV A	Fault
31	Serve	9 E. S	Serve Hit							
	Block	8 EIMERY J	Fault		15-16	1	+	Spike	7 GORDIYENKO D	Spike
32	Block	8 EIMERY J	Fault		15-17	2	+	Serve	4 YAKUNIN S	Serve Hit
			Opp error	+				Spike	12 SAVICHEV A	Spike
33			Opp error	+	16-17	1		Serve	4 YAKUNIN S	Fault
	Sub	3 PEIDAYESH R	Out							
		2 RAHIMI MR	In							
34	Serve	2 RAHIMI MR	Serve Hit							
	Dig	4 ALIPOURIAN D	Fault		16-18	2	+	Spike	10 BAYCHIK A	Spike
35	Spike	10 ZIRAH I	Fault		16-19	3	+	Serve	7 GORDIYENKO D	Serve Hit Opp error
36			Opp error	+				Serve	7 GORDIYENKO D	Serve Hit
			Opp error	+	17-19	2		Dig	12 SAVICHEV A	Fault
37	Serve	8 EIMERY J	Serve Hit							
	Block	10 ZIRAH I	Kill Block	+	18-19	1		Spike	9 LAVRINOVICH A	Fault
38	Serve	8 EIMERY J	Serve Hit							
			Opp error	+	19-19			Spike	9 LAVRINOVICH A	Fault
39	Serve	8 EIMERY J	Serve Hit							
	Block	4 ALIPOURIAN D	Fault		19-20	1	+	Spike	12 SAVICHEV A	Spike
40	Spike	10 ZIRAH I	Fault		19-21	2	+	Serve	12 SAVICHEV A	Serve Hit Opp error
41			Opp error	+				Serve	12 SAVICHEV A	Serve Hit
			Opp error	+	20-21	1		Block	3 MILENIN V	Fault
42	Serve	7 BIGDELI S	Serve Hit							
	Block	9 E. S	Kill Block	+	21-21			Spike	10 BAYCHIK A	Fault
43	Serve	7 BIGDELI S	Serve Hit							
	Block	4 ALIPOURIAN D	Fault		21-22	1	+	Spike	3 MILENIN V	Spike
44	Block	10 ZIRAH I	Kill Block	+				Serve	10 BAYCHIK A	Serve Hit
			Kill Block	+	22-22			Spike	9 LAVRINOVICH A	Fault
	Sub	2 RAHIMI MR	Out							
		3 PEIDAYESH R	In							
45	Serve	10 ZIRAH I	Serve Hit							
			Opp error	+	1	23-22		Spike	3 MILENIN V	Fault



PLAY BY PLAY

比赛回合文字播报

SET 1

Rally	IRI - Islamic Republic of Iran			Lead	Score	Lead	RUS - Russian Federation		
	Serve	10 ZIRAH I	Serve Hit						
46	Block	9 E. S	Kill Block +	2	24-22		Spike	4 YAKUNIN S	Fault
	Serve	10 ZIRAH I	Serve Hit						
47			Opp error +	3	25-22		Spike	3 MILENIN V	Fault

SET 2

Rally	IRI - Islamic Republic of Iran			Lead	Score	Lead	RUS - Russian Federation		
	Serve	10 ZIRAH I	Serve Hit						
48	Block	9 E. S	Kill Block +	1	1-0		Spike	7 GORDIYENKO D	Fault
	Serve	10 ZIRAH I	Serve Hit						
49			Opp error +	2	2-0		Spike	3 MILENIN V	Fault
	Serve	10 ZIRAH I	Serve Hit						
50	Block	9 E. S	Fault	1	2-1	+			Opp error
	Serve	3 PEIDAYESH R	Fault				Serve	3 MILENIN V	Serve Hit
51	Spike				2-2	+			Opp error
	Serve	3 PEIDAYESH R	Fault				Serve	3 MILENIN V	Serve Hit
52			Opp error +	1	3-2		Spike	4 YAKUNIN S	Fault
	Serve	4 ALIPOURIAN D	Serve Hit				Sub	4 YAKUNIN S	Out
53			Opp error +	2	4-2		2 POZDEEV S	In	
	Serve	4 ALIPOURIAN D	Aces +	3	5-2		Set	2 POZDEEV S	Fault
54	Serve	4 ALIPOURIAN D					T E A M		
	Serve	4 ALIPOURIAN D	Serve Hit						
55	Block	9 E. S	Fault	2	5-3	+	Spike	12 SAVICHEV A	Spike
	Serve	8 EIMERY J	Spike +	3	6-3		Serve	2 POZDEEV S	Serve Hit
56	Spike						Dig	3 MILENIN V	Fault
	Serve	9 E. S	Serve Hit						
57			Opp error +	4	7-3		Spike	12 SAVICHEV A	Fault
	Serve	9 E. S	Serve Hit						
58	Block	8 EIMERY J	Kill Block +	5	8-3		Spike	12 SAVICHEV A	Fault
	Serve	9 E. S	Serve Hit				Sub	2 POZDEEV S	Out
59	Block	7 BIGDELI S	Fault	4	8-4	+	4 YAKUNIN S	In	
	Serve	3 PEIDAYESH R	Serve Hit				Serve	7 GORDIYENKO D	Fault
60			Opp error +	5	9-4				
	Serve	9 E. S	Serve Hit						
61	Dig	9 E. S	Fault	4	9-5	+	Spike	12 SAVICHEV A	Spike
	Serve	10 ZIRAH I	Spike +	5	10-5		Serve	12 SAVICHEV A	Serve Hit
62	Spike						Dig	4 YAKUNIN S	Fault
	Serve	8 EIMERY J	Serve Hit						
63	Block	4 ALIPOURIAN D	Kill Block +	6	11-5		Block	9 LAVRINOVICH A	Fault
	Serve	8 EIMERY J	Serve Hit						
64			Opp error +	7	12-5		Set	4 YAKUNIN S	Fault
	Serve	8 EIMERY J	Serve Hit						
65	Spike	10 ZIRAH I	Spike +	8	13-5		Dig	12 SAVICHEV A	Fault
	Serve	8 EIMERY J	Serve Hit						
66	Spike	10 ZIRAH I	Fault	7	13-6	+			Opp error
	Serve	10 ZIRAH I	Serve Hit				Serve	10 BAYCHIK A	Serve Hit
67			Opp error +	8	14-6		Set	7 GORDIYENKO D	Fault



PLAY BY PLAY

比赛回合文字播报

SET 2

Rally	IRI - Islamic Republic of Iran			Lead	Score	Lead	RUS - Russian Federation		
68	Serve	7 BIGDELI S	Serve Hit				Block	9 LAVRINOVICH A	Fault
			Opp error +	9	15-6				
69	Serve	7 BIGDELI S	Serve Hit				Dig	7 GORDIYENKO D	Fault
	Spike	9 E. S	Spike +	10	16-6				
70	Serve	7 BIGDELI S	Serve Hit				+ Spike	9 LAVRINOVICH A	Spike
	Dig	11 SALEHI H. R	Fault	9	16-7				
71	Block	4 ALIPOURIAN D	Kill Block +	10	17-7		Serve	9 LAVRINOVICH A	Fault
72	Serve	10 ZIRAH I	Fault	9	17-8				Opp error
							Serve	3 MILENIN V	Serve Hit
73	Spike	3 PEIDAYESH R	Fault	8	17-9		+ Block	12 SAVICHEV A	Kill Block
			Opp error +	9	18-9		Serve	3 MILENIN V	Fault
75	Serve	4 ALIPOURIAN D	Serve Hit				Block	7 GORDIYENKO D	Fault
	Spike	9 E. S	Spike +	10	19-9				
76	Serve	4 ALIPOURIAN D	Serve Hit				Block	7 GORDIYENKO D	Fault
			Opp error +	11	20-9				
77	Serve	4 ALIPOURIAN D	Serve Hit				Block	12 SAVICHEV A	Fault
	Spike	9 E. S	Spike +	12	21-9				
78	Serve	4 ALIPOURIAN D	Serve Hit				Spike	3 MILENIN V	Fault
			Opp error +	13	22-9				
79	Serve	4 ALIPOURIAN D	Serve Hit				+ Spike	7 GORDIYENKO D	Spike
		T E A M	Fault	12	22-10				
80	Dig	3 PEIDAYESH R	Fault	11	22-11		+ Serve	4 YAKUNIN S	Aces
			Opp error +	12	23-11		Serve	4 YAKUNIN S	Fault
	Sub	9 E. S	Out						
		5 HAMID ZAGEH M	In						
	Sub	7 BIGDELI S	Out						
		12 KHALEghi M	In						
82	Serve	5 HAMID ZAGEH M	Serve Hit				+ Spike	7 GORDIYENKO D	Spike
	Dig	5 HAMID ZAGEH M	Fault	11	23-12				
							Serve	7 GORDIYENKO D	Serve Hit
83	Spike	8 EIMERY J	Spike +	12	24-12		Dig	7 GORDIYENKO D	Fault
84	Serve	3 PEIDAYESH R	Serve Hit				+ Spike	9 LAVRINOVICH A	Spike
	Dig	3 PEIDAYESH R	Fault	11	24-13				
85			Opp error +	12	25-13		Serve	12 SAVICHEV A	Fault

SET 3

Rally	IRI - Islamic Republic of Iran			Lead	Score	Lead	RUS - Russian Federation		
86	Spike	4 ALIPOURIAN D	Spike +	1	1-0		Serve	9 LAVRINOVICH A	Serve Hit
							Dig	9 LAVRINOVICH A	Fault
87	Serve	4 ALIPOURIAN D	Serve Hit						
	Spike	3 PEIDAYESH R	Fault		1-1		+ Block	4 YAKUNIN S	Kill Block
88	Spike	9 E. S	Spike +	1	2-1		Serve	3 MILENIN V	Serve Hit
							Block	7 GORDIYENKO D	Fault
89	Serve	9 E. S	Serve Hit						
	Spike	3 PEIDAYESH R	Spike +	2	3-1			T E A M	Fault
90	Serve	9 E. S	Serve Hit						
	Block	8 EIMERY J	Fault	1	3-2		+ Spike	7 GORDIYENKO D	Spike
91	Spike	7 BIGDELI S	Spike +	2	4-2		Serve	4 YAKUNIN S	Serve Hit
							Block	12 SAVICHEV A	Fault



PLAY BY PLAY

比赛回合文字播报

SET 3

Rally	IRI - Islamic Republic of Iran			Lead	Score	Lead	RUS - Russian Federation		
92	Serve	3 PEIDAYESH R	Serve Hit	1	4-3	+	Serve	12 SAVICHEV A	Serve Hit
	Block	8 EIMERY J	Fault				Spike	7 GORDIYENKO D	Serve Hit
93			Opp error	2	5-3		Serve	7 GORDIYENKO D	Serve Hit
							Spike	7 GORDIYENKO D	Fault
94	Serve	8 EIMERY J	Serve Hit	3	6-3		Serve	10 BAYCHIK A	Serve Hit
			Opp error				Spike	10 BAYCHIK A	Fault
95	Serve	8 EIMERY J	Serve Hit	4	7-3		Serve	12 SAVICHEV A	Serve Hit
			Opp error				Spike	12 SAVICHEV A	Fault
96	Serve	8 EIMERY J	Serve Hit	5	8-3		Serve	10 BAYCHIK A	Serve Hit
	Spike	10 ZIRAH I	Spike				Block	10 BAYCHIK A	Fault
97	Serve	8 EIMERY J	Serve Hit	6	9-3		Serve	12 SAVICHEV A	Serve Hit
			Opp error				Spike	12 SAVICHEV A	Fault
98	Serve	8 EIMERY J	Serve Hit	7	10-3		Serve	9 LAVRINOVICH A	Serve Hit
			Opp error				Spike	9 LAVRINOVICH A	Fault
99	Serve	8 EIMERY J	Serve Hit	6	10-4	+	Serve	12 SAVICHEV A	Serve Hit
	Dig	11 SALEHI H. R	Fault				Block	9 LAVRINOVICH A	Fault
100	Serve	7 BIGDELI S	Serve Hit	7	11-4		Serve	12 SAVICHEV A	Serve Hit
	Spike	7 BIGDELI S	Spike				Block	9 LAVRINOVICH A	Fault
101	Serve	7 BIGDELI S	Serve Hit	6	11-5	+	Serve	3 MILENIN V	Serve Hit
	Block	4 ALIPOURIAN D	Fault				Spike	3 MILENIN V	Spike
102	Set	10 ZIRAH I	Fault	5	11-6	+	Serve	10 BAYCHIK A	Serve Hit
			Opp error				Spike	3 MILENIN V	Spike
103			Opp error	6	12-6		Serve	10 BAYCHIK A	Serve Hit
							Serve	10 BAYCHIK A	Fault
104	Serve	10 ZIRAH I	Serve Hit	5	12-7	+	Serve	3 MILENIN V	Serve Hit
	Block	9 E. S	Fault				Spike	3 MILENIN V	Spike
105	Serve	3 PEIDAYESH R	Serve Hit	6	13-7		Serve	9 LAVRINOVICH A	Serve Hit
			Spike				Dig	4 YAKUNIN S	Fault
106	Sub	8 EIMERY J	Out	5	13-8	+	Serve	3 MILENIN V	Serve Hit
		12 KHALEGHI M	In				Block	4 YAKUNIN S	Fault
107	Serve	4 ALIPOURIAN D	Serve Hit	6	14-8		Serve	3 MILENIN V	Serve Hit
	Dig	11 SALEHI H. R	Fault				Spike	4 YAKUNIN S	Fault
108	Serve	9 E. S	Serve Hit	5	14-9	+	Serve	7 GORDIYENKO D	Serve Hit
		T E A M	Fault				Spike	7 GORDIYENKO D	Spike
109	Serve	4 ALIPOURIAN D	Serve Hit	4	14-10	+	Serve	4 YAKUNIN S	Serve Hit
	Spike	12 KHALEGHI M	Fault				Spike	4 YAKUNIN S	Opp error
110	Serve	2 RAHIMI MR	Serve Hit	5	15-10		Serve	4 YAKUNIN S	Serve Hit
	Spike	10 ZIRAH I	Spike				Dig	3 MILENIN V	Fault
111	Sub	3 PEIDAYESH R	Out	4	15-11	+	Serve	7 GORDIYENKO D	Serve Hit
		2 RAHIMI MR	In				Block	12 SAVICHEV A	Fault
112	Serve	2 RAHIMI MR	Serve Hit	5	16-11		Serve	7 GORDIYENKO D	Serve Hit
	Spike	10 ZIRAH I	Fault				Block	12 SAVICHEV A	Fault
113	Sub	12 KHALEGHI M	Out	6	17-11		Serve	7 GORDIYENKO D	Serve Hit
		8 EIMERY J	In				Block	12 SAVICHEV A	Fault
			Opp error				Serve	7 GORDIYENKO D	Serve Hit
			Opp error				Block	12 SAVICHEV A	Fault
			Opp error					T E A M	Fault



PLAY BY PLAY

比赛回合文字播报

SET 3

Rally	IRI - Islamic Republic of Iran			Lead	Score	Lead	RUS - Russian Federation		
114	Serve	8 EIMERY J	Serve Hit						
	Spike	7 BIGDELI S	Fault	5	17-12	+			Opp error
115							Serve	12 SAVICHEV A	Serve Hit
	Spike	10 ZIRAH I	Fault	4	17-13	+	Block	3 MILENIN V	Kill Block
116							Serve	12 SAVICHEV A	Serve Hit
	Spike	10 ZIRAH I	Spike +	5	18-13		Block	10 BAYCHIK A	Fault
117	Serve	7 BIGDELI S	Serve Hit						
	Spike	9 E. S	Fault	4	18-14	+	Block	9 LAVRINOVICH A	Kill Block
118							Serve	10 BAYCHIK A	Serve Hit
	Block	4 ALIPOURIAN D	Fault	3	18-15	+	Spike	3 MILENIN V	Spike
119			Opp error +	4	19-15		Serve	10 BAYCHIK A	Fault
120	Serve	10 ZIRAH I	Serve Hit						
	Block	4 ALIPOURIAN D	Fault	3	19-16	+	Spike	3 MILENIN V	Spike
	Sub	2 RAHIMI MR	Out						
		3 PEIDAYESH R	In						
121							Serve	9 LAVRINOVICH A	Serve Hit
	Spike	3 PEIDAYESH R	Fault	2	19-17	+			Opp error
122			Opp error +	3	20-17		Serve	9 LAVRINOVICH A	Serve Hit
							Spike	7 GORDIYENKO D	Fault
123	Serve	4 ALIPOURIAN D	Aces +	4	21-17		Reception	6 VOLKOV A	Fault
124	Serve	4 ALIPOURIAN D	Serve Hit						
	Block	9 E. S	Fault	3	21-18	+	Spike	7 GORDIYENKO D	Spike
125							Serve	3 MILENIN V	Serve Hit
	Spike	8 EIMERY J	Spike +	4	22-18		Block	4 YAKUNIN S	Fault
126	Serve	9 E. S	Serve Hit						
	Spike	8 EIMERY J	Spike +	5	23-18		Set	4 YAKUNIN S	Fault
127	Serve	9 E. S	Serve Hit						
	Block	3 PEIDAYESH R	Fault	4	23-19	+	Spike	12 SAVICHEV A	Spike
128							Serve	4 YAKUNIN S	Serve Hit
	Spike	3 PEIDAYESH R	Fault	3	23-20	+	Block	12 SAVICHEV A	Kill Block
129							Serve	4 YAKUNIN S	Serve Hit
	Spike	3 PEIDAYESH R	Spike +	4	24-20		T E A M		Fault
130	Serve	3 PEIDAYESH R	Serve Hit						
	Block	8 EIMERY J	Kill Block +	5	25-20		Spike	12 SAVICHEV A	Fault

Legend:

+ Point scored by team Opp Opponent Sub Substitution



MATCH RESULT

比赛结果表

P2

Match Duration: 58m
Spectators: 2,000

IRI vs RUS
3 vs 0

Team	Sets	1	2	3	Total
IRI	3	25	25	25	75
RUS	0	22	13	20	55
Playing Time		18m	15m	19m	52m

First Referee: KARADI Gabor (HUN)

Second Referee: JUNG Malsoon (KOR)

IRI - I. R. of IRAN								
No	C/L	Name	1	2	3	4	5	Pts
1		HOSSEINI FAR Seyed M.						0
2		RAHIMI Mohammad Resa	3		3			0
3		PEIDAYESH Reza	4	4	4			7
4		ALIPOURIAN Davood	2	2	2			5
5		HAMID ZAGEH Mahdi		9				0
6		HASSANPOUR Naser						0
7		BIGDELI Sadegh	6	6	6			2
8	C	EIMERY Jalil	5	5	5			8
9		EBRAHIMIBALADEZAEI S.	3	3	3			7
10		ZIRAH Iisa	1	1	1			8
11	L	SALEHI HAJIKOLAEI Ramzan	L	L	L			0
12		KHALEGHI Mohammad		7	8			1
Head Coach:		REZAEI GARKANI Hadi (IRI)						
Assistant Coach:		SAEBI Farid (IRI)						

RUS - RUSSIAN FEDERATION								
No	C/L	Name	1	2	3	4	5	Pts
1		BUKIN Tanatkan						0
2		POZDEEV Sergey		4				0
3		MILENIN Viktor	2	2	2			12
4	C	YAKUNIN Sergey	3	3	3			2
5		UPOROV Sergey						0
6	L	VOLKOV Alexey	L	L	L			0
7		GORDIYENKO Dmitriy	4	4	4			7
8		KUZOVNIKOV Evgeny						0
9		LAVRINOVICH Andrey	1	1	1			3
10		BAYCHIK Alexander	6	6	6			2
11		TIMCHENKO Maksim						0
12		SAVICHEV Alexander	5	5	5			11
Head Coach:		D'YAKOV Victor (RUS)						
Assistant Coach:		SEMENKINA Liudmila (RUS)						

TEAM AND PLAYER PERFORMANCES

Won	Total Atts	No	Name
25	103	Total Team	
6	21	10	ZIRAH Iisa
6	10	8	EIMERY Jalil
5	21	3	PEIDAYESH Reza
11	62	Total Team	
3	11	9	EBRAHIMIBALADEZAEI S.
2	19	4	ALIPOURIAN Davood
2	13	8	EIMERY Jalil
2	72	Total Team	
2	16	4	ALIPOURIAN Davood
37		Total Team	
75	237	Total Team	
8	40	8	EIMERY Jalil

Scoring Skills
Spike
Block
Serve
Opp Error
Total
Best Scorer

Won	Total Atts	No	Name
28	108	Total Team	
9	27	3	MILENIN Viktor
8	23	12	SAVICHEV Alexander
7	23	7	GORDIYENKO Dmitriy
7	58	Total Team	
3	15	12	SAVICHEV Alexander
2	10	3	MILENIN Viktor
1	9	4	YAKUNIN Sergey
2	57	Total Team	
1	11	4	YAKUNIN Sergey
1	11	3	MILENIN Viktor
18		Total Team	
55	223	Total Team	
12	48	3	MILENIN Viktor

Legend:							
Atts	Attempts	C	Team Captain	L	Libero Player	L	Substitute Libero
n	Starting Line-Up where n=starting position on Court (i.e. positions 1 to 6)			Opp	Opponent	Pts	Points scored
nn	Substitute where nn=jersey number of out going player						



MATCH STATISTICS

比赛技术统计

P3

Match Duration: 58m
Spectators: 2,000




IRI vs RUS
3 vs 0

Team	Sets	1	2	3	Total
IRI	3	25	25	25	75
RUS	0	22	13	20	55
Playing Time		18m	15m	19m	52m

First Referee: KARADI Gabor (HUN)

Second Referee: JUNG Malsoon (KOR)

IRI - I. R. of IRAN

Scoring Spikers	Rk	No	Name	Spikes	Faults	Shots	Total Attempts	Eff %
	1	9	EBRAHIMIBALADEZAEI S.	4	3	13	20	5.00
	2	10	ZIRAH Iisa	6	5	10	21	4.76
	3	3	PEIDAYESH Reza	5	8	8	21	0.00
	4	ALIPOURIAN Davood	1	1	10	12		
	7	BIGDELI Sadegh	2	2	8	12		
	8	EIMERY Jalil	6	1	3	10		
	12	KHALEGHI Mohammad	1	1	2	4		
	2	RAHIMI Mohammad Resa	-	-	3	3		
	1	HOSSEINI FAR Seyed M.	-	-	-	-		
	5	HAMID ZAGEH Mahdi	-	-	-	-		
	6	HASSANPOUR Naser	-	-	-	-		
11	SALEHI HAJIKOLAEI Ramzan	-	-	-	-			
Limit	15.00 %							
Team Totals				25	21	57	103	3.88
Scoring Blockers	Rk	No	Name	Kill Blocks	Faults	Rebounds	Total Attempts	Avg by Set
	1	9	EBRAHIMIBALADEZAEI S.	3	4	4	11	1.00
	2	4	ALIPOURIAN Davood	2	6	11	19	0.67
	2	8	EIMERY Jalil	2	4	7	13	0.67
	2	3	PEIDAYESH Reza	2	2	6	10	0.67
	2	10	ZIRAH Iisa	2	-	2	4	0.67
	6	7	BIGDELI Sadegh	-	1	3	4	0.00
	6	12	KHALEGHI Mohammad	-	-	1	1	0.00
	1	HOSSEINI FAR Seyed M.	-	-	-	-		
	2	RAHIMI Mohammad Resa	-	-	-	-		
	5	HAMID ZAGEH Mahdi	-	-	-	-		
	6	HASSANPOUR Naser	-	-	-	-		
11	SALEHI HAJIKOLAEI Ramzan	-	-	-	-			
Team Totals				11	17	34	62	3.67
Scoring Servers	Rk	No	Name	Aces	Faults	Serve Hits	Total Attempts	Avg by Set
	1	4	ALIPOURIAN Davood	2	1	13	16	0.67
	2	8	EIMERY Jalil	-	-	17	17	0.00
	2	9	EBRAHIMIBALADEZAEI S.	-	-	13	13	0.00
	2	10	ZIRAH Iisa	-	1	9	10	0.00
	2	7	BIGDELI Sadegh	-	-	8	8	0.00
	2	3	PEIDAYESH Reza	-	-	5	5	0.00
	2	2	RAHIMI Mohammad Resa	-	-	2	2	0.00
	2	5	HAMID ZAGEH Mahdi	-	-	1	1	0.00
	1	HOSSEINI FAR Seyed M.	-	-	-	-		
	6	HASSANPOUR Naser	-	-	-	-		
	11	SALEHI HAJIKOLAEI Ramzan	-	-	-	-		
	12	KHALEGHI Mohammad	-	-	-	-		
Team Totals				2	2	68	72	0.67
Team	Opponent Errors & Team Faults			37	3			



MATCH STATISTICS

比赛技术统计

P3

Match Duration: 58m
Spectators: 2,000




IRI vs RUS
3 vs 0

Team	Sets	1	2	3	Total
IRI	3	25	25	25	75
RUS	0	22	13	20	55
Playing Time		18m	15m	19m	52m

First Referee: KARADI Gabor (HUN)

Second Referee: JUNG Malsoon (KOR)

IRI - I. R. of IRAN

Non-scoring Diggers		Rk	No	Name	Digs	Faults	Receptions	Total Attempts	Avg by Set	
	1	8	EIMERY Jalil	13	-	1	14	4.33		
	2	4	ALIPOURIAN Davood	10	1	-	11	3.33		
	3	9	EBRAHIMIBALADEZAEI S.	8	3	-	11	2.67		
	4	7	BIGDELI Sadegh	7	1	1	9	2.33		
	5	3	PEIDAYESH Reza	5	2	1	8	1.67		
	6	2	RAHIMI Mohammad Resa	4	-	-	4	1.33		
	7	11	SALEHI HAJIKOLAEI Ramzan	3	3	2	8	1.00		
	7	10	ZIRAH I Isa	3	-	1	4	1.00		
	9	5	HAMID ZAGEH Mahdi	-	1	-	1	0.00		
			1	HOSSEINI FAR Seyed M.	-	-	-	-		
			6	HASSANPOUR Naser	-	-	-	-		
			12	KHALEGHI Mohammad	-	-	-	-		
Team Totals					53	11	6	70	17.67	
Non-scoring Setters		Rk	No	Name	Running Sets	Faults	Still Sets	Total Attempts	Avg by Set	
	1	4	ALIPOURIAN Davood	9	-	29	38	3.00		
	2	8	EIMERY Jalil	3	-	20	23	1.00		
	3	10	ZIRAH I Isa	1	1	2	4	0.33		
	4	9	EBRAHIMIBALADEZAEI S.	-	-	9	9	0.00		
	4	7	BIGDELI Sadegh	-	-	3	3	0.00		
	4	2	RAHIMI Mohammad Resa	-	-	2	2	0.00		
	4	11	SALEHI HAJIKOLAEI Ramzan	-	-	2	2	0.00		
				1	HOSSEINI FAR Seyed M.	-	-	-	-	
				3	PEIDAYESH Reza	-	-	-	-	
				5	HAMID ZAGEH Mahdi	-	-	-	-	
				6	HASSANPOUR Naser	-	-	-	-	
				12	KHALEGHI Mohammad	-	-	-	-	
Team Totals					13	1	67	81	4.33	
Non-scoring Receivers		Rk	No	Name	Excellents	Faults	Serve Receptions	Total Attempts	Succ %	
	1	11	SALEHI HAJIKOLAEI Ramzan	16	-	-	16	100.00		
		7	BIGDELI Sadegh	5	-	2	7			
		9	EBRAHIMIBALADEZAEI S.	6	-	1	7			
		2	RAHIMI Mohammad Resa	3	-	2	5			
		4	ALIPOURIAN Davood	4	-	-	4			
		10	ZIRAH I Isa	3	-	-	3			
		12	KHALEGHI Mohammad	1	-	-	1			
		1	HOSSEINI FAR Seyed M.	-	-	-	-			
		3	PEIDAYESH Reza	-	-	-	-			
		5	HAMID ZAGEH Mahdi	-	-	-	-			
		6	HASSANPOUR Naser	-	-	-	-			
		8	EIMERY Jalil	-	-	-	-			
	Team Totals					38	-	5	43	88.37
Limit										
25.00 %										

Legend:	Avg	Eff%	Rk	Succ %
Average	Efficiency	Rank	Success %	



MATCH STATISTICS

比赛技术统计

P3

Match Duration: 58m
Spectators: 2,000




IRI vs RUS
3 vs 0

Team	Sets	1	2	3	Total
IRI	3	25	25	25	75
RUS	0	22	13	20	55
Playing Time		18m	15m	19m	52m

First Referee: KARADI Gabor (HUN)

Second Referee: JUNG Malsoon (KOR)

RUS - RUSSIAN FEDERATION

Scoring Spikers	Rk	No	Name	Spikes	Faults	Shots	Total Attempts	Eff %
	1	7	GORDIYENKO Dmitriy	7	3	13	23	17.39
	2	3	MILENIN Viktor	9	5	13	27	14.81
	3	12	SAVICHEV Alexander	8	8	7	23	0.00
	3	9	LAVRINOVICH Andrey	2	5	13	20	0.00
		10	BAYCHIK Alexander	2	2	7	11	
		4	YAKUNIN Sergey	-	2	2	4	
		1	BUKIN Tanatkan	-	-	-	-	
		2	POZDEEV Sergey	-	-	-	-	
		5	UPOROV Sergey	-	-	-	-	
		6	VOLKOV Alexey	-	-	-	-	
		8	KUZOVNIKOV Evgeny	-	-	-	-	
	11	TIMCHENKO Maksim	-	-	-	-		
Limit								
15.00 %	Team Totals			28	25	55	108	2.78
Scoring Blockers	Rk	No	Name	Kill Blocks	Faults	Rebounds	Total Attempts	Avg by Set
	1	12	SAVICHEV Alexander	3	4	8	15	1.00
	2	3	MILENIN Viktor	2	4	4	10	0.67
	3	4	YAKUNIN Sergey	1	2	6	9	0.33
	3	9	LAVRINOVICH Andrey	1	3	5	9	0.33
	5	10	BAYCHIK Alexander	-	3	6	9	0.00
	5	7	GORDIYENKO Dmitriy	-	3	3	6	0.00
		1	BUKIN Tanatkan	-	-	-	-	
		2	POZDEEV Sergey	-	-	-	-	
		5	UPOROV Sergey	-	-	-	-	
		6	VOLKOV Alexey	-	-	-	-	
		8	KUZOVNIKOV Evgeny	-	-	-	-	
	11	TIMCHENKO Maksim	-	-	-	-		
	Team Totals			7	19	32	58	2.33
Scoring Servers	Rk	No	Name	Aces	Faults	Serve Hits	Total Attempts	Avg by Set
	1	4	YAKUNIN Sergey	1	2	8	11	0.33
	1	3	MILENIN Viktor	1	3	7	11	0.33
	3	9	LAVRINOVICH Andrey	-	1	8	9	0.00
	3	10	BAYCHIK Alexander	-	2	7	9	0.00
	3	7	GORDIYENKO Dmitriy	-	1	7	8	0.00
	3	12	SAVICHEV Alexander	-	2	6	8	0.00
	3	2	POZDEEV Sergey	-	-	1	1	0.00
		1	BUKIN Tanatkan	-	-	-	-	
		5	UPOROV Sergey	-	-	-	-	
		6	VOLKOV Alexey	-	-	-	-	
		8	KUZOVNIKOV Evgeny	-	-	-	-	
	11	TIMCHENKO Maksim	-	-	-	-		
	Team Totals			2	11	44	57	0.67
Team	Opponent Errors & Team Faults			18	5			



MATCH STATISTICS

比赛技术统计

P3

Match Duration: 58m
Spectators: 2,000




IRI vs RUS
3 vs 0

Team	Sets	1	2	3	Total
IRI	3	25	25	25	75
RUS	0	22	13	20	55
Playing Time		18m	15m	19m	52m

First Referee: KARADI Gabor (HUN)

Second Referee: JUNG Malsoon (KOR)

RUS - RUSSIAN FEDERATION

Non-scoring Diggers	Rk	No	Name	Digs	Faults	Receptions	Total Attempts	Avg by Set	
	1	12	SAVICHEV Alexander	13	2	-	15	4.33	
	2	4	YAKUNIN Sergey	11	2	1	14	3.67	
	3	9	LAVRINOVICH Andrey	9	2	3	14	3.00	
	4	7	GORDIYENKO Dmitriy	7	2	4	13	2.33	
	5	6	VOLKOV Alexey	6	-	1	7	2.00	
	5	10	BAYCHIK Alexander	6	-	1	7	2.00	
	7	3	MILENIN Viktor	2	2	2	6	0.67	
		1	BUKIN Tanatkan	-	-	-	-	-	
		2	POZDEEV Sergey	-	-	-	-	-	
		5	UPOROV Sergey	-	-	-	-	-	
		8	KUZOVNIKOV Evgeny	-	-	-	-	-	
		11	TIMCHENKO Maksim	-	-	-	-	-	
	Team Totals				54	10	12	76	18.00
	Non-scoring Setters	Rk	No	Name	Running Sets	Faults	Still Sets	Total Attempts	Avg by Set
	1	4	YAKUNIN Sergey	14	2	40	56	4.67	
	2	10	BAYCHIK Alexander	2	-	16	18	0.67	
	3	2	POZDEEV Sergey	1	1	3	5	0.33	
	4	7	GORDIYENKO Dmitriy	-	1	3	4	0.00	
	4	9	LAVRINOVICH Andrey	-	-	3	3	0.00	
	4	3	MILENIN Viktor	-	-	2	2	0.00	
	4	12	SAVICHEV Alexander	-	-	2	2	0.00	
	4	6	VOLKOV Alexey	-	-	1	1	0.00	
		1	BUKIN Tanatkan	-	-	-	-	-	
		5	UPOROV Sergey	-	-	-	-	-	
		8	KUZOVNIKOV Evgeny	-	-	-	-	-	
		11	TIMCHENKO Maksim	-	-	-	-	-	
	Team Totals				17	4	70	91	5.67
	Non-scoring Receivers	Rk	No	Name	Excellents	Faults	Serve Receptions	Total Attempts	Succ %
		9	LAVRINOVICH Andrey	10	-	3	13		
		6	VOLKOV Alexey	11	1	1	13		
		12	SAVICHEV Alexander	9	-	-	9		
		4	YAKUNIN Sergey	7	-	-	7		
		7	GORDIYENKO Dmitriy	6	-	1	7		
		10	BAYCHIK Alexander	5	-	2	7		
		3	MILENIN Viktor	4	-	-	4		
		1	BUKIN Tanatkan	-	-	-	-		
		2	POZDEEV Sergey	-	-	-	-		
		5	UPOROV Sergey	-	-	-	-		
		8	KUZOVNIKOV Evgeny	-	-	-	-		
		11	TIMCHENKO Maksim	-	-	-	-		
	Team Totals				52	1	7	60	86.67
	Limit								
25.00 %									

Legend:	Avg	Eff%	Rk	Succ %
	Average	Efficiency	Rank	Success %



START LIST

参赛名单

CHN vs JPN

P1

First Referee: MANNERSUO Sari (FIN)

Second Referee: CHAVES Ronaldo Tadeu (BRA)

CHN - CHINA Uniform Colour: RED

No	C/L	Name	Sport Class	Date of Birth	Tournament Totals				
					Spike	Block	Serve	Total	%
1		TONG Jiao	D	18 AUG 1974	6	1	1	8	5.80
2		DOU Wencheng	D	5 AUG 1983	0	0	0	0	0.00
3	C	HUANG Chunji	D	11 FEB 1978	0	0	0	0	0.00
5		GAO Hui	D	7 SEP 1987	27	4	2	33	23.91
6		LI Ji	D	12 AUG 1985	0	0	0	0	0.00
7		WANG Xiaolang	D	15 AUG 1980	0	0	0	0	0.00
8		ZHOU Canming	D	3 MAR 1982	9	4	2	15	10.87
9		WANG Haidong	D	30 JAN 1980	18	5	6	29	21.01
10		LI Mingfa	D	17 DEC 1984	12	4	1	17	12.32
11		ZHANG Zhongmin	MD	25 AUG 1978	29	6	1	36	26.09
12		LI Lei	MD	23 MAR 1991	0	0	0	0	0.00
13	L	DING Xiaochao	D	13 JUL 1987	0	0	0	0	0.00

Head Coach: LIU Fangqing (CHN) Assistant: ZHANG Guiying (CHN)

Results in these Paralympic Games	Phase	Opponent	Sets	Points per Set
	Preliminary-Pool A	IRQ	3 - 0	25-9, 25-17, 25-12
	Preliminary-Pool A	RUS	0 - 3	22-25, 22-25, 23-25
	Preliminary-Pool A	BIH	0 - 3	14-25, 22-25, 17-25

JPN - JAPAN Uniform Colour: WHITE

No	C/L	Name	Sport Class	Date of Birth	Tournament Totals				
					Spike	Block	Serve	Total	%
1		KANAO Satoshi	D	21 SEP 1971	9	1	1	11	21.15
2		YOSHIDA Hitoshi	D	13 OCT 1966	1	1	1	3	5.77
3		MINAKAWA Tetsuo	D	4 APR 1981	0	0	0	0	0.00
4		YAMAMOTO Arata	MD	6 JUN 1974	7	3	0	10	19.23
5		NAKAYAMA Kaname	D	24 JUL 1975	0	2	0	2	3.85
6		AZUMA Shun	D	19 MAY 1985	0	0	0	0	0.00
7		YONEZAWA Atsushi	D	26 JAN 1974	5	0	1	6	11.54
8	L	TAKASAGO Susumu	D	29 NOV 1973	0	0	0	0	0.00
9		TANAKA Koji	D	26 AUG 1967	19	0	1	20	38.46
10		TAKEDA Yoshihito	D	1 JUN 1967	0	0	0	0	0.00
11	C	TANABE Tsutomu	D	15 APR 1963	0	0	0	0	0.00
12		KANEDA Susumu	D	8 DEC 1959	0	0	0	0	0.00

Head Coach: TOMITA Keizo (JPN) Assistant: SUZUKI Hideaki (JPN)

Results in these Paralympic Games	Phase	Opponent	Sets	Points per Set
	Preliminary-Pool B	EGY	0 - 3	8-25, 11-25, 15-25
	Preliminary-Pool B	BRA	0 - 3	20-25, 17-25, 10-25
	Preliminary-Pool B	IRI	0 - 3	7-25, 7-25, 5-25

Legend:	%	Percent of total team scoring	C	Team Captain	L	Libero Player
---------	---	-------------------------------	---	--------------	---	---------------



PLAY BY PLAY

比赛回合文字播报

Match Duration: 1h01m
Spectators: 1,000

CHN vs JPN
3 vs 0

Team	Sets	1	2	3	Total
CHN	3	25	25	25	75
JPN	0	11	10	18	39
	Playing Time	17m	17m	21m	55m

First Referee: MANNERSUO Sari (FIN)

Second Referee: CHAVES Ronaldo Tadeu (BRA)

SET 1

Rally	CHN - People's Republic of China			Lead	Score	Lead	JPN - Japan		
1	Spike	9 WANG H	Spike +	1	1-0		Serve	4 YAMAMOTO A	Serve Hit
							Dig	2 YOSHIDA H	Fault
2	Serve	9 WANG H	Serve Hit						
	Dig	1 TONG J	Fault		1-1	+	Spike	7 YONEZAWA A	Spike
3			Opp error +	1	2-1		Serve	3 MINAKAWA T	Fault
4	Serve	5 GAO H	Serve Hit						
	Block	10 LI M	Fault		2-2	+	Spike	7 YONEZAWA A	Spike
5	Spike	10 LI M	Spike +	1	3-2		Serve	5 NAKAYAMA K	Serve Hit
							Dig	5 NAKAYAMA K	Fault
6	Serve	8 ZHOU C	Serve Hit						
	Block	11 ZHANG Z	Kill Block +	2	4-2		Spike	9 TANAKA K	Fault
7	Serve	8 ZHOU C	Aces +	3	5-2		Reception	8 TAKASAGO S	Fault
8	Serve	8 ZHOU C	Serve Hit						
	Dig	8 ZHOU C	Fault	2	5-3	+			Opp error
9			Opp error +	3	6-3		Serve	9 TANAKA K	Serve Hit
							Dig	9 TANAKA K	Fault
10	Serve	10 LI M	Serve Hit						
	Spike	1 TONG J	Spike +	4	7-3		Dig	9 TANAKA K	Fault
11	Serve	10 LI M	Serve Hit						
			Opp error +	5	8-3		Block	2 YOSHIDA H	Fault
12	Serve	10 LI M	Fault	4	8-4	+			Opp error
13			Opp error +	5	9-4		Serve	7 YONEZAWA A	Fault
14	Serve	11 ZHANG Z	Fault	4	9-5	+			Opp error
15	Block	9 WANG H	Fault	3	9-6		Serve	2 YOSHIDA H	Serve Hit
						+	Spike	3 MINAKAWA T	Spike
16	Spike	9 WANG H	Fault	2	9-7	+	Serve	2 YOSHIDA H	Serve Hit
									Opp error
17	Spike	9 WANG H	Fault	1	9-8	+	Serve	2 YOSHIDA H	Serve Hit
									Opp error
18			Opp error +	2	10-8		Serve	2 YOSHIDA H	Fault
19	Serve	1 TONG J	Serve Hit						
	Spike	5 GAO H	Spike +	3	11-8		Dig	2 YOSHIDA H	Fault
20	Serve	1 TONG J	Serve Hit						
			Opp error +	4	12-8		Spike	9 TANAKA K	Fault
							TIMEOUT		
21	Serve	1 TONG J	Serve Hit						
	Spike	9 WANG H	Spike +	5	13-8		Dig	9 TANAKA K	Fault
22	Serve	1 TONG J	Serve Hit						
	Block	5 GAO H	Kill Block +	6	14-8		Spike	4 YAMAMOTO A	Fault



PLAY BY PLAY

比赛回合文字播报

SET 1

Rally	CHN - People's Republic of China			Lead	Score	Lead	JPN - Japan		
	Serve	1 TONG J	Serve Hit						
23	Block	5 GAO H	Kill Block +	7	15-8		Dig	4 YAMAMOTO A	Fault
	Serve	1 TONG J	Serve Hit						
24	Spike	8 ZHOU C	Spike +	8	16-8		Dig	7 YONEZAWA A	Fault
	Serve	1 TONG J	Serve Hit						
25	Set	8 ZHOU C	Fault	7	16-9				Opp error
							Serve	4 YAMAMOTO A	Serve Hit
26	Spike	5 GAO H	Spike +	8	17-9		Block	5 NAKAYAMA K	Fault
	Serve	9 WANG H	Serve Hit						
27			Opp error +	9	18-9		Spike	7 YONEZAWA A	Fault
28	Serve	9 WANG H	Aces +	10	19-9		Set	2 YOSHIDA H	Fault
	Serve	9 WANG H	Serve Hit						
29	Block	8 ZHOU C	Fault	9	19-10		+ Spike	9 TANAKA K	Spike
							Serve	3 MINAKAWA T	Serve Hit
30		T E A M	Fault	8	19-11		+ Spike	7 YONEZAWA A	Spike
31			Opp error +	9	20-11		Serve	3 MINAKAWA T	Fault
	Serve	5 GAO H	Serve Hit						
32	Spike	8 ZHOU C	Spike +	10	21-11			T E A M	Fault
	Serve	5 GAO H	Serve Hit						
33			Opp error +	11	22-11		Spike	7 YONEZAWA A	Fault
									TIMEOUT
	Serve	5 GAO H	Serve Hit						
34	Spike	10 LI M	Spike +	12	23-11		Block	5 NAKAYAMA K	Fault
	Serve	5 GAO H	Serve Hit						
35	Spike	11 ZHANG Z	Spike +	13	24-11		Dig	2 YOSHIDA H	Fault
							Sub	4 YAMAMOTO A	Out
								10 TAKEDA Y	In
	Serve	5 GAO H	Serve Hit						
36	Spike	11 ZHANG Z	Spike +	14	25-11		Block	9 TANAKA K	Fault

SET 2

Rally	CHN - People's Republic of China			Lead	Score	Lead	JPN - Japan		
	Serve	1 TONG J	Serve Hit						
37			Opp error +	1	1-0		Spike	9 TANAKA K	Fault
	Serve	1 TONG J	Serve Hit						
38	Spike	9 WANG H	Spike +	2	2-0		Dig	7 YONEZAWA A	Fault
	Serve	1 TONG J	Serve Hit						
39			Opp error +	3	3-0		Dig	7 YONEZAWA A	Fault
	Serve	1 TONG J	Serve Hit						
40	Spike	5 GAO H	Spike +	4	4-0		Block	3 MINAKAWA T	Fault
	Serve	1 TONG J	Serve Hit						
41	Block	5 GAO H	Fault	3	4-1		+ Spike	3 MINAKAWA T	Spike
							Serve	3 MINAKAWA T	Serve Hit
42	Spike	8 ZHOU C	Spike +	4	5-1		Dig	4 YAMAMOTO A	Fault
	Serve	9 WANG H	Serve Hit						
43			Opp error +	5	6-1		Dig	7 YONEZAWA A	Fault
	Serve	9 WANG H	Serve Hit						
44			Opp error +	6	7-1		Dig	2 YOSHIDA H	Fault



PLAY BY PLAY

比赛回合文字播报

SET 2

Rally	CHN - People's Republic of China			Lead	Score	Lead	JPN - Japan			
45	Serve	9 WANG H	Serve Hit	5	7-2		+	Spike	9 TANAKA K	Spike
	Dig	9 WANG H	Fault					Serve	5 NAKAYAMA K	Serve Hit
46	Spike	10 LI M	Fault	4	7-3		+	Spike	5 NAKAYAMA K	Opp error
47	Spike	5 GAO H	Spike	+	5	8-3		Spike	T E A M	Fault
48	Spike	10 LI M	Spike	+	6	9-3		Dig	8 TAKASAGO S	Fault
49	Block	10 LI M	Kill Block	+	7	10-3		Spike	9 TANAKA K	Fault
50	Block	11 ZHANG Z	Fault	6	10-4		+	Spike	9 TANAKA K	Spike
51	Spike	8 ZHOU C	Spike	+	7	11-4		Block	2 YOSHIDA H	Fault
52	Spike	8 ZHOU C	Opp error	+	8	12-4		Block	4 YAMAMOTO A	Fault
53	Spike	8 ZHOU C	Fault	7	12-5		+	Block	4 YAMAMOTO A	Fault
54	Spike	11 ZHANG Z	Spike	+	8	13-5		Spike	9 TANAKA K	Spike
55	Spike	10 LI M	Opp error	+	9	14-5		Block	2 YOSHIDA H	Fault
56	Spike	10 LI M	Opp error	+	10	15-5		Set	2 YOSHIDA H	Fault
57	Spike	11 ZHANG Z	Spike	+	11	16-5		Spike	4 YAMAMOTO A	Fault
58	Spike	10 LI M	Opp error	+	12	17-5		Dig	7 YONEZAWA A	Fault
59	Block	1 TONG J	Fault	11	17-6		+	Spike	2 YOSHIDA H	Opp error
60	Reception	10 LI M	Fault	10	17-7		+	Spike	2 YOSHIDA H	Aces
61	Spike	11 ZHANG Z	Opp error	+	11	18-7		Spike	2 YOSHIDA H	Fault
62	Spike	11 ZHANG Z	Opp error	+	12	19-7		Set	5 NAKAYAMA K	Fault
63	Spike	11 ZHANG Z	Aces	+	13	20-7		Reception	7 YONEZAWA A	Fault
64	Spike	11 ZHANG Z	Aces	+	14	21-7		Reception	2 YOSHIDA H	Fault
65	Sub	1 TONG J 3 HUANG C	Out In					Block	4 YAMAMOTO A	Kill Block
66	Spike	3 HUANG C	Opp error	+	14	22-8		Spike	4 YAMAMOTO A	Spike
67	Block	8 ZHOU C	Fault	13	22-9		+	Spike	9 TANAKA K	Spike
68	Spike	9 WANG H	Opp error	+	14	23-9		Sub	3 MINAKAWA T 10 TAKEDA Y	Out In
	Spike	9 WANG H	Spike	+	14	23-9		Block	5 NAKAYAMA K	Fault



PLAY BY PLAY

比赛回合文字播报

SET 2

Rally	CHN - People's Republic of China				Lead	Score	Lead	JPN - Japan					
69	Serve	9	WANG H	Serve Hit	13	23-10	+				Opp error		
	Block	8	ZHOU C	Fault									
70	Spike	5	GAO H	Spike +	14	24-10				Serve	5	NAKAYAMA K	Serve Hit
										Dig	4	YAMAMOTO A	Fault
71	Serve	5	GAO H	Serve Hit	15	25-10							
	Spike	10	LI M	Spike +								Dig	4

SET 3

Rally	CHN - People's Republic of China				Lead	Score	Lead	JPN - Japan					
72				Opp error +	1	1-0				Serve	4	YAMAMOTO A	Serve Hit
										Set	2	YOSHIDA H	Fault
73	Serve	9	WANG H	Serve Hit	2	2-0				Reception	2	YOSHIDA H	Fault
	Spike	8	ZHOU C	Spike +									
74	Serve	9	WANG H	Fault	1	2-1		+					Opp error
75	Spike	8	ZHOU C	Spike +	2	3-1				Serve	3	MINAKAWA T	Serve Hit
										Block	7	YONEZAWA A	Fault
76	Serve	5	GAO H	Serve Hit						Spike	9	TANAKA K	Fault
77	Block	11	ZHANG Z	Kill Block +	3	4-1				Reception	2	YOSHIDA H	Fault
78	Serve	5	GAO H	Serve Hit						TIMEOUT			
79	Block	11	ZHANG Z	Kill Block +	4	5-1							
	Serve	5	GAO H	Aces +									
80	Serve	5	GAO H	Serve Hit	5	7-2							
	Dig	1	TONG J	Fault									
81	Serve	5	GAO H	Serve Hit	6	8-2				Serve	5	NAKAYAMA K	Serve Hit
	Spike	10	LI M	Spike +						Dig	8	TAKASAGO S	Fault
82	Serve	8	ZHOU C	Serve Hit	7	9-2							
				Opp error +									
83	Serve	8	ZHOU C	Serve Hit	8	10-2							
				Opp error +									
84	Serve	8	ZHOU C	Fault	7	10-3		+					Opp error
85	Spike	10	LI M	Spike +	8	11-3				Serve	9	TANAKA K	Serve Hit
										Dig	8	TAKASAGO S	Fault
86	Serve	10	LI M	Serve Hit	9	12-3							
				Opp error +									
87	Serve	10	LI M	Serve Hit	8	12-4							
	Block	11	ZHANG Z	Fault									
88	Set	1	TONG J	Fault	7	12-5				Serve	7	YONEZAWA A	Serve Hit
										+			Opp error
89	Serve	11	ZHANG Z	Serve Hit	8	13-5				Serve	7	YONEZAWA A	Serve Hit
	Spike	11	ZHANG Z	Spike +						Block	2	YOSHIDA H	Fault
90	Serve	11	ZHANG Z	Serve Hit	7	13-6							
	Dig	8	ZHOU C	Fault									
91	Serve	9	WANG H	Serve Hit	8	14-6				Serve	2	YOSHIDA H	Serve Hit
	Spike	9	WANG H	Spike +						Dig	7	YONEZAWA A	Fault
92	Serve	1	TONG J	Serve Hit	7	14-7							
	Spike	9	WANG H	Fault									



PLAY BY PLAY

比赛回合文字播报

SET 3

Rally	CHN - People's Republic of China			Lead	Score	Lead	JPN - Japan		
93	TEAM	Fault		6	14-8		Serve	4 YAMAMOTO A	Serve Hit
						+	Spike	9 TANAKA K	Spike
94	Dig	10 LI M	Fault	5	14-9		Serve	4 YAMAMOTO A	Serve Hit
						+			Opp error
95	Spike	5 GAO H	Fault	4	14-10		Serve	4 YAMAMOTO A	Serve Hit
						+			Opp error
96			Opp error	+	5	15-10	Serve	4 YAMAMOTO A	Serve Hit
							Set	5 NAKAYAMA K	Fault
97	Serve	9 WANG H	Serve Hit				Dig	9 TANAKA K	Fault
	Spike	10 LI M	Spike	+	6	16-10			
98	Serve	9 WANG H	Serve Hit				Reception	4 YAMAMOTO A	Fault
	Spike	8 ZHOU C	Spike	+	7	17-10			
99	Serve	9 WANG H	Fault	6	17-11		+		Opp error
100			Opp error	+	7	18-11	Serve	3 MINAKAWA T	Fault
101	Serve	5 GAO H	Serve Hit				Block	5 NAKAYAMA K	Fault
	Spike	10 LI M	Spike	+	8	19-11			
102	Serve	5 GAO H	Serve Hit				+		Opp error
	Spike	10 LI M	Fault	7	19-12				
103			Opp error	+	8	20-12	Serve	5 NAKAYAMA K	Serve Hit
							Spike	9 TANAKA K	Fault
104	Serve	8 ZHOU C	Fault	7	20-13		+		Opp error
							Sub	9 TANAKA K	Out
								1 KANAO S	In
105	Spike	10 LI M	Fault	6	20-14		+	Serve	1 KANAO S
									Serve Hit
	Sub	8 ZHOU C	Out						Opp error
		6 LI J	In						
106			Opp error	+	7	21-14	Serve	1 KANAO S	Serve Hit
							Spike	7 YONEZAWA A	Fault
							Sub	1 KANAO S	Out
								9 TANAKA K	In
107	Serve	10 LI M	Serve Hit				Dig	9 TANAKA K	Fault
	Spike	9 WANG H	Spike	+	8	22-14			
108	Serve	10 LI M	Fault	7	22-15		+		Opp error
109	Block	1 TONG J	Fault	6	22-16		+	Serve	7 YONEZAWA A
								Spike	3 MINAKAWA T
									Serve Hit
110			Opp error	+	7	23-16	Serve	7 YONEZAWA A	Serve Hit
							Spike	2 YOSHIDA H	Fault
							TIMEOUT		
111	Serve	11 ZHANG Z	Serve Hit				+		Opp error
	Spike	5 GAO H	Fault	6	23-17				
112	Spike	5 GAO H	Fault	5	23-18		+	Serve	2 YOSHIDA H
									Serve Hit
113			Opp error	+	6	24-18		Serve	2 YOSHIDA H
									Fault
114	Serve	1 TONG J	Serve Hit					Spike	4 YAMAMOTO A
			Opp error	+	7	25-18			Fault

Legend:

+ Point scored by team Opp Opponent Sub Substitution



MATCH RESULT

比赛结果表

P2

Match Duration: 1h01m
Spectators: 1,000

CHN vs JPN
3 0

Team	Sets	1	2	3	Total
CHN	3	25	25	25	75
JPN	0	11	10	18	39
Playing Time		17m	17m	21m	55m

First Referee: MANNERSUO Sari (FIN)

Second Referee: CHAVES Ronaldo Tadeu (BRA)

CHN - CHINA								
No	C/L	Name	1	2	3	4	5	Pts
1		TONG Jiao	1	1	1			1
2		DOU Wencheng						0
3	C	HUANG Chunji			1			0
5		GAO Hui	3	3	3			8
6		LI Ji				8		0
7		WANG Xiaolang						0
8		ZHOU Canming	4	4	4			8
9		WANG Haidong	2	2	2			7
10		LI Mingfa	5	5	5			9
11		ZHANG Zhongmin	6	6	6			11
12		LI Lei						0
13	L	DING Xiaochao	L	L	L			0
Head Coach:		LIU Fangqing (CHN)						
Assistant Coach:		ZHANG Guiying (CHN)						

JPN - JAPAN								
No	C/L	Name	1	2	3	4	5	Pts
1		KANAO Satoshi					9	0
2		YOSHIDA Hitoshi	6	6	6			1
3		MINAKAWA Tetsuo	2	2	2			3
4		YAMAMOTO Arata	1	1	1			3
5		NAKAYAMA Kaname	3	3	3			0
6		AZUMA Shun						0
7		YONEZAWA Atsushi	5	5	5			3
8	L	TAKASAGO Susumu	L	L	L			0
9		TANAKA Koji	4	4	4			5
10		TAKEDA Yoshihito	4	3				0
11	C	TANABE Tsutomu						0
12		KANEDA Susumu						0
Head Coach:		TOMITA Keizo (JPN)						
Assistant Coach:		SUZUKI Hideaki (JPN)						

TEAM AND PLAYER PERFORMANCES

Won	Total Atts	No	Name
33	60	Total Team	
8	13	10	LI Mingfa
7	9	8	ZHOU Canming
6	12	9	WANG Haidong
6	35	Total Team	
3	9	11	ZHANG Zhongmin
2	6	5	GAO Hui
1	5	10	LI Mingfa
5	73	Total Team	
2	7	11	ZHANG Zhongmin
1	17	5	GAO Hui
1	13	9	WANG Haidong
31		Total Team	
75	168	Total Team	
11	25	11	ZHANG Zhongmin

Scoring Skills
Spike
Block
Serve
Opp Error
Total
Best Scorer

Won	Total Atts	No	Name
13	64	Total Team	
5	21	9	TANAKA Koji
3	14	7	YONEZAWA Atsushi
3	6	3	MINAKAWA Tetsuo
1	21	Total Team	
1	4	4	YAMAMOTO Arata
1	41	Total Team	
1	9	2	YOSHIDA Hitoshi
24		Total Team	
39	126	Total Team	
5	25	9	TANAKA Koji

Legend:			
Atts	Attempts	C	Team Captain
n	Starting Line-Up where n=starting position on Court (i.e. positions 1 to 6)	L	Libero Player
nn	Substitute where nn=jersey number of out going player	Opp	Opponent
		L	Substitute Libero
		Pts	Points scored



MATCH STATISTICS

比赛技术统计

P3

Match Duration: 1h01m
Spectators: 1,000




CHN vs JPN
3 vs 0

Team	Sets	1	2	3	Total
CHN	3	25	25	25	75
JPN	0	11	10	18	39
Playing Time		17m	17m	21m	55m

First Referee: MANNERSUO Sari (FIN)

Second Referee: CHAVES Ronaldo Tadeu (BRA)

CHN - CHINA

Scoring Spikers	Rk	No	Name	Spikes	Faults	Shots	Total Attempts	Eff %
	1	8	ZHOU Canming	7	-	2	9	77.78
	2	11	ZHANG Zhongmin	6	-	3	9	66.67
	3	10	LI Mingfa	8	3	2	13	38.46
	4	9	WANG Haidong	6	3	3	12	25.00
	5	5	GAO Hui	5	4	4	13	7.69
		1	TONG Jiao	1	-	2	3	
		3	HUANG Chunji	-	-	1	1	
		2	DOU Wencheng	-	-	-	-	
		6	LI Ji	-	-	-	-	
		7	WANG Xiaolang	-	-	-	-	
		12	LI Lei	-	-	-	-	
		13	DING Xiaochao	-	-	-	-	
	Limit							
15.00 %	Team Totals			33	10	17	60	38.33
Scoring Blockers	Rk	No	Name	Kill Blocks	Faults	Rebounds	Total Attempts	Avg by Set
	1	11	ZHANG Zhongmin	3	2	4	9	1.00
	2	5	GAO Hui	2	1	3	6	0.67
	3	10	LI Mingfa	1	1	3	5	0.33
	4	8	ZHOU Canming	-	3	4	7	0.00
	4	9	WANG Haidong	-	1	3	4	0.00
	4	1	TONG Jiao	-	2	2	4	0.00
		2	DOU Wencheng	-	-	-	-	
		3	HUANG Chunji	-	-	-	-	
		6	LI Ji	-	-	-	-	
		7	WANG Xiaolang	-	-	-	-	
		12	LI Lei	-	-	-	-	
		13	DING Xiaochao	-	-	-	-	
		Team Totals			6	10	19	35
Scoring Servers	Rk	No	Name	Aces	Faults	Serve Hits	Total Attempts	Avg by Set
	1	11	ZHANG Zhongmin	2	1	4	7	0.67
	2	5	GAO Hui	1	-	16	17	0.33
	2	9	WANG Haidong	1	2	10	13	0.33
	2	8	ZHOU Canming	1	3	5	9	0.33
	5	1	TONG Jiao	-	-	14	14	0.00
	5	10	LI Mingfa	-	2	10	12	0.00
	5	3	HUANG Chunji	-	-	1	1	0.00
		2	DOU Wencheng	-	-	-	-	
		6	LI Ji	-	-	-	-	
		7	WANG Xiaolang	-	-	-	-	
		12	LI Lei	-	-	-	-	
		13	DING Xiaochao	-	-	-	-	
		Team Totals			5	8	60	73
Team	Opponent Errors & Team Faults			31	2			



MATCH STATISTICS

比赛技术统计

P3

Match Duration: 1h01m
Spectators: 1,000




CHN vs JPN
3 vs 0

Team	Sets	1	2	3	Total
CHN	3	25	25	25	75
JPN	0	11	10	18	39
Playing Time		17m	17m	21m	55m

First Referee: MANNERSUO Sari (FIN)

Second Referee: CHAVES Ronaldo Tadeu (BRA)

CHN - CHINA

Non-scoring Diggers		Rk	No	Name	Digs	Faults	Receptions	Total Attempts	Avg by Set
	1	11	ZHANG Zhongmin	8	-	2	10	2.67	
	2	1	TONG Jiao	6	2	1	9	2.00	
	2	10	LI Mingfa	6	1	-	7	2.00	
	4	5	GAO Hui	5	-	1	6	1.67	
	5	9	WANG Haidong	4	1	-	5	1.33	
	6	13	DING Xiaochao	2	-	1	3	0.67	
	6	6	LI Ji	2	-	-	2	0.67	
	8	8	ZHOU Canming	1	2	1	4	0.33	
		2	DOU Wencheng	-	-	-	-	-	
		3	HUANG Chunji	-	-	-	-	-	
		7	WANG Xiaolang	-	-	-	-	-	
		12	LI Lei	-	-	-	-	-	
	Team Totals				34	6	6	46	11.33
Non-scoring Setters		Rk	No	Name	Running Sets	Faults	Still Sets	Total Attempts	Avg by Set
	1	1	TONG Jiao	16	1	23	40	5.33	
	2	5	GAO Hui	1	-	1	2	0.33	
	3	6	LI Ji	-	-	4	4	0.00	
	3	3	HUANG Chunji	-	-	3	3	0.00	
	3	9	WANG Haidong	-	-	2	2	0.00	
	3	8	ZHOU Canming	-	1	1	2	0.00	
	3	10	LI Mingfa	-	-	1	1	0.00	
		2	DOU Wencheng	-	-	-	-	-	
		7	WANG Xiaolang	-	-	-	-	-	
		11	ZHANG Zhongmin	-	-	-	-	-	
		12	LI Lei	-	-	-	-	-	
		13	DING Xiaochao	-	-	-	-	-	
	Team Totals				17	2	35	54	5.67
Non-scoring Receivers		Rk	No	Name	Excellents	Faults	Serve Receptions	Total Attempts	Succ %
	1	8	ZHOU Canming	8	-	-	8	100.00	
		9	WANG Haidong	7	-	-	7		
		5	GAO Hui	5	-	-	5		
		11	ZHANG Zhongmin	4	-	1	5		
		10	LI Mingfa	4	1	-	5		
		13	DING Xiaochao	1	-	-	1		
		1	TONG Jiao	-	-	-	-		
		2	DOU Wencheng	-	-	-	-		
		3	HUANG Chunji	-	-	-	-		
		6	LI Ji	-	-	-	-		
		7	WANG Xiaolang	-	-	-	-		
		12	LI Lei	-	-	-	-		
	Team Totals				29	1	1	31	93.55
Limit		25.00 %							

Legend:	Avg	Eff%	Efficiency	Rk	Rank	Succ %	Success %
---------	-----	------	------------	----	------	--------	-----------



MATCH STATISTICS

比赛技术统计

P3

Match Duration: 1h01m
Spectators: 1,000




CHN vs JPN
3 vs 0

Team	Sets	1	2	3	Total
CHN	3	25	25	25	75
JPN	0	11	10	18	39
Playing Time		17m	17m	21m	55m

First Referee: MANNERSUO Sari (FIN)

Second Referee: CHAVES Ronaldo Tadeu (BRA)

JPN - JAPAN

Scoring Spikers	Rk	No	Name	Spikes	Faults	Shots	Total Attempts	Eff %
	1	9	TANAKA Koji	5	7	9	21	0.00
	1	7	YONEZAWA Atsushi	3	3	8	14	0.00
	1	4	YAMAMOTO Arata	2	3	7	12	0.00
		3	MINAKAWA Tetsuo	3	1	2	6	
		2	YOSHIDA Hitoshi	-	3	3	6	
		5	NAKAYAMA Kaname	-	-	5	5	
		1	KANAO Satoshi	-	-	-	-	
		6	AZUMA Shun	-	-	-	-	
		8	TAKASAGO Susumu	-	-	-	-	
		10	TAKEDA Yoshihito	-	-	-	-	
		11	TANABE Tsutomu	-	-	-	-	
		12	KANEDA Susumu	-	-	-	-	
Limit 15.00 %	Team Totals			13	17	34	64	0.00
Scoring Blockers	Rk	No	Name	Kill Blocks	Faults	Rebounds	Total Attempts	Avg by Set
	1	4	YAMAMOTO Arata	1	1	2	4	0.33
	2	5	NAKAYAMA Kaname	-	4	3	7	0.00
	2	2	YOSHIDA Hitoshi	-	4	1	5	0.00
	2	3	MINAKAWA Tetsuo	-	1	2	3	0.00
	2	7	YONEZAWA Atsushi	-	1	-	1	0.00
	2	9	TANAKA Koji	-	1	-	1	0.00
		1	KANAO Satoshi	-	-	-	-	
		6	AZUMA Shun	-	-	-	-	
		8	TAKASAGO Susumu	-	-	-	-	
		10	TAKEDA Yoshihito	-	-	-	-	
		11	TANABE Tsutomu	-	-	-	-	
		12	KANEDA Susumu	-	-	-	-	
	Team Totals			1	12	8	21	0.33
Scoring Servers	Rk	No	Name	Aces	Faults	Serve Hits	Total Attempts	Avg by Set
	1	2	YOSHIDA Hitoshi	1	3	5	9	0.33
	2	4	YAMAMOTO Arata	-	-	8	8	0.00
	2	5	NAKAYAMA Kaname	-	-	6	6	0.00
	2	7	YONEZAWA Atsushi	-	1	5	6	0.00
	2	3	MINAKAWA Tetsuo	-	3	3	6	0.00
	2	9	TANAKA Koji	-	-	3	3	0.00
	2	1	KANAO Satoshi	-	-	2	2	0.00
	2	10	TAKEDA Yoshihito	-	-	1	1	0.00
		6	AZUMA Shun	-	-	-	-	
		8	TAKASAGO Susumu	-	-	-	-	
		11	TANABE Tsutomu	-	-	-	-	
		12	KANEDA Susumu	-	-	-	-	
	Team Totals			1	7	33	41	0.33
Team	Opponent Errors & Team Faults			24	2			



MATCH STATISTICS

比赛技术统计

P3

Match Duration: 1h01m
Spectators: 1,000




CHN vs JPN
3 vs 0

Team	Sets	1	2	3	Total
CHN	3	25	25	25	75
JPN	0	11	10	18	39
Playing Time		17m	17m	21m	55m

First Referee: MANNERSUO Sari (FIN)

Second Referee: CHAVES Ronaldo Tadeu (BRA)

JPN - JAPAN

Non-scoring Diggers	Rk	No	Name	Digs	Faults	Receptions	Total Attempts	Avg by Set
	1	5	NAKAYAMA Kaname	6	1	8	15	2.00
	2	7	YONEZAWA Atsushi	5	6	3	14	1.67
	2	4	YAMAMOTO Arata	5	5	3	13	1.67
	4	2	YOSHIDA Hitoshi	2	4	6	12	0.67
	4	9	TANAKA Koji	2	6	3	11	0.67
	4	8	TAKASAGO Susumu	2	3	5	10	0.67
	4	3	MINAKAWA Tetsuo	2	-	-	2	0.67
		1	KANAO Satoshi	-	-	-	-	-
		6	AZUMA Shun	-	-	-	-	-
		10	TAKEDA Yoshihito	-	-	-	-	-
		11	TANABE Tsutomu	-	-	-	-	-
		12	KANEDA Susumu	-	-	-	-	-
Team Totals				24	25	28	77	8.00
Non-scoring Setters	Rk	No	Name	Running Sets	Faults	Still Sets	Total Attempts	Avg by Set
	1	5	NAKAYAMA Kaname	2	2	26	30	0.67
	2	2	YOSHIDA Hitoshi	1	4	12	17	0.33
	3	7	YONEZAWA Atsushi	-	-	4	4	0.00
	3	3	MINAKAWA Tetsuo	-	-	2	2	0.00
	3	4	YAMAMOTO Arata	-	-	2	2	0.00
	3	9	TANAKA Koji	-	-	1	1	0.00
		1	KANAO Satoshi	-	-	-	-	-
		6	AZUMA Shun	-	-	-	-	-
		8	TAKASAGO Susumu	-	-	-	-	-
		10	TAKEDA Yoshihito	-	-	-	-	-
		11	TANABE Tsutomu	-	-	-	-	-
		12	KANEDA Susumu	-	-	-	-	-
Team Totals				3	6	47	56	1.00
Non-scoring Receivers	Rk	No	Name	Excellents	Faults	Serve Receptions	Total Attempts	Succ %
	1	4	YAMAMOTO Arata	18	1	-	19	94.74
		2	YOSHIDA Hitoshi	11	3	-	14	
		9	TANAKA Koji	10	-	2	12	
		7	YONEZAWA Atsushi	7	1	-	8	
		8	TAKASAGO Susumu	5	1	2	8	
		5	NAKAYAMA Kaname	-	-	1	1	
		1	KANAO Satoshi	-	-	-	-	
		3	MINAKAWA Tetsuo	-	-	-	-	
		6	AZUMA Shun	-	-	-	-	
		10	TAKEDA Yoshihito	-	-	-	-	
		11	TANABE Tsutomu	-	-	-	-	
		12	KANEDA Susumu	-	-	-	-	
Team Totals				51	6	5	62	82.26
Limit								
25.00 %								

Legend:	Avg	Eff%	Efficiency	Rk	Rank	Succ %	Success %
---------	-----	------	------------	----	------	--------	-----------



START LIST

参赛名单

BRA vs IRQ

P1

First Referee: HELAC Senad (BIH)

Second Referee: ELHELALY Khaled Nasr Eid (EGY)

BRA - BRAZIL Uniform Colour: GREEN

No	C/L	Name	Sport Class	Date of Birth	Tournament Totals				
					Spike	Block	Serve	Total	%
1	L	MELLO Rodrigo	D	6 JAN 1986	0	0	0	0	0.00
2		SILVA Claudio	D	21 JUL 1969	0	0	0	0	0.00
3		GOMES Guilherme	D	25 APR 1982	2	3	1	6	6.90
4		ARANTES Samuel	D	28 JAN 1987	2	0	0	2	2.30
5		SILVA Daniel	D	24 MAR 1981	4	2	4	10	11.49
6		SANTOS Deivisson	D	7 NOV 1982	3	1	0	4	4.60
7		SILVA Gilberto	D	22 DEC 1978	7	4	0	11	12.64
8		FREITAS Giovanni	D	26 MAR 1971	3	3	0	6	6.90
9		ANUNCIACAO Wellington	D	25 MAR 1985	1	0	0	1	1.15
10	C	LEITE Renato	D	11 AUG 1982	17	4	0	21	24.14
11		OLIVEIRA Wesley	D	14 NOV 1983	13	4	0	17	19.54
12		REBOLCAS Diogo	D	24 OCT 1983	3	6	0	9	10.34

Head Coach: RIBEIRO Amauri (BRA)

Assistant: SILVESTRIN Adriano (BRA)

Results in these Paralympic Games	Phase	Opponent	Sets	Points per Set
	Preliminary-Pool B	JPN	3 - 0	25-20, 25-17, 25-10
	Preliminary-Pool B	IRI	0 - 3	9-25, 11-25, 8-25
	Preliminary-Pool B	EGY	0 - 3	8-25, 14-25, 17-25

IRQ - IRAQ Uniform Colour: WHITE

No	C/L	Name	Sport Class	Date of Birth	Tournament Totals				
					Spike	Block	Serve	Total	%
2		MOHMMED Abdulmunem	D	2 SEP 1972	0	0	0	0	0.00
3	L	MAJEED Majeed	D	17 DEC 1967	0	0	0	0	0.00
4		KAABI Majeed	D	1 JUL 1967	10	1	0	11	15.94
5		DAHASH Ahmed	D	10 FEB 1990	2	1	0	3	4.35
6	C	AL-MIMAR Saeed	D	1 JUL 1956	3	0	2	5	7.25
7		ALAIBI Naser	D	28 MAR 1966	3	3	0	6	8.70
8		KHAYOON Mahdi	D	1 JAN 1989	3	3	0	6	8.70
9		AL-UGBI Hussain	D	18 OCT 1981	1	1	0	2	2.90
10		HATTAB Muayad	MD	1 DEC 1986	2	0	1	3	4.35
11		AL-SHAMMARI Salah	MD	11 DEC 1964	3	0	0	3	4.35
12		JUBOORI Hadi	D	20 APR 1967	26	4	0	30	43.48
13		WHAILANI Ahmed	D	23 AUG 1968	0	0	0	0	0.00

Head Coach: AL-ZUBAIDI Aamer (IRQ)

Assistant: QADER Ismael (IRQ)

Results in these Paralympic Games	Phase	Opponent	Sets	Points per Set
	Preliminary-Pool A	CHN	0 - 3	9-25, 17-25, 12-25
	Preliminary-Pool A	RUS	0 - 3	13-25, 8-25, 15-25
	Preliminary-Pool A	BIH	0 - 3	6-25, 14-25, 16-25

Legend:	%	Percent of total team scoring	C	Team Captain	L	Libero Player
---------	---	-------------------------------	---	--------------	---	---------------



PLAY BY PLAY

比赛回合文字播报

Match Duration: 1h53m
Spectators: 2,000

BRA vs IRQ
3 vs 1

Team	Sets	1	2	3	4	Total
BRA	3	23	27	25	25	100
IRQ	1	25	25	15	23	88
Playing Time		24m	30m	23m	27m	1h44m

First Referee: HELAC Senad (BIH)

Second Referee: ELHELALY Khaled Nasr Eid (EGY)

SET 1

Rally	BRA - Brazil				Lead	Score	Lead	IRQ - Iraq			
1	Serve	3	GOMES G	Serve Hit				Spike	6	AL-MIMAR S	Fault
				Opp error +	1	1-0					
2	Serve	3	GOMES G	Serve Hit							
	Dig	3	GOMES G	Fault		1-1		+ Spike	6	AL-MIMAR S	Spike
3	Spike	11	OLIVEIRA W	Spike +	1	2-1		Serve	4	KAABI M	Serve Hit
								Block	6	AL-MIMAR S	Fault
4	Serve	9	ANUNCIACAO W	Serve Hit							
	Block	11	OLIVEIRA W	Fault		2-2		+ Spike	12	JUBOORI H	Spike
5	Spike	5	SILVA D	Fault		2-3	1				
								Serve	6	AL-MIMAR S	Serve Hit
6	Block	11	OLIVEIRA W	Kill Block +		3-3		Serve	6	AL-MIMAR S	Serve Hit
								Spike	12	JUBOORI H	Fault
7	Serve	11	OLIVEIRA W	Serve Hit							
	Spike	7	SILVA G	Spike +	1	4-3		Dig	12	JUBOORI H	Fault
8	Serve	11	OLIVEIRA W	Fault		4-4					
											Opp error
9	Spike	5	SILVA D	Fault		4-5	1				
								Serve	7	ALAIBI N	Serve Hit
											Opp error
10	Spike	10	LEITE R	Spike +		5-5					
								Serve	7	ALAIBI N	Serve Hit
											Fault
11	Serve	10	LEITE R	Serve Hit							
	Block	7	SILVA G	Fault		5-6	1				
								+ Spike	12	JUBOORI H	Spike
12	Block	7	SILVA G	Kill Block +		6-6					
								Serve	12	JUBOORI H	Fault
13	Serve	5	SILVA D	Serve Hit							
	Dig	10	LEITE R	Fault		6-7	1				
								+ Spike	4	KAABI M	Spike
14	Spike	9	ANUNCIACAO W	Fault		6-8	2				
								Serve	8	KHAYOON M	Serve Hit
								+ Block	11	AL-SHAMMARI S	Kill Block
15	Dig	3	GOMES G	Fault		6-9	3				
								Serve	8	KHAYOON M	Serve Hit
								+ Block	4	KAABI M	Kill Block
16	Spike	9	ANUNCIACAO W	Spike +		7-9	2				
								Serve	8	KHAYOON M	Serve Hit
								Block	11	AL-SHAMMARI S	Fault
17	Serve	7	SILVA G	Serve Hit							
	Block	9	ANUNCIACAO W	Fault		7-10	3				
								+ Spike	6	AL-MIMAR S	Spike
18	Spike	9	ANUNCIACAO W	Fault		7-11	4				
								Serve	11	AL-SHAMMARI S	Serve Hit
											Opp error
	TIMEOUT										
19	Spike	11	OLIVEIRA W	Spike +		8-11	3				
								Serve	11	AL-SHAMMARI S	Serve Hit
											Fault
20	Serve	3	GOMES G	Serve Hit							
	Spike	11	OLIVEIRA W	Spike +		9-11	2				
								Dig	3	MAJEED M	Fault
21	Serve	3	GOMES G	Fault		9-12	3				
											Opp error



PLAY BY PLAY

比赛回合文字播报

SET 1

Rally	BRA - Brazil			Lead	Score	Lead	IRQ - Iraq		
22			Opp error +		10-12	2	Serve	4 KAABI M	Serve Hit
							Spike	6 AL-MIMAR S	Fault
23	Serve	9 ANUNCIACAO W	Serve Hit						
			Opp error +		11-12	1	Set	12 JUBOORI H	Fault
24	Serve	9 ANUNCIACAO W	Serve Hit						
	Dig	1 MELLO R	Fault		11-13	2	+ Spike	12 JUBOORI H	Spike
25	Spike	11 OLIVEIRA W	Spike +		12-13	1	Serve	6 AL-MIMAR S	Serve Hit
								T E A M	Fault
26	Serve	11 OLIVEIRA W	Fault		12-14	2	+ Block	7 ALAIBI N	Kill Block
27	Block	10 LEITE R	Kill Block +		13-14	1	Serve	7 ALAIBI N	Serve Hit
							Spike	12 JUBOORI H	Fault
28	Serve	10 LEITE R	Serve Hit						
	Spike	7 SILVA G	Fault		13-15	2	+		Opp error
29			Opp error +		14-15	1	Serve	12 JUBOORI H	Serve Hit
								T E A M	Fault
30	Serve	5 SILVA D	Serve Hit						
			Opp error +		15-15		Spike	11 AL-SHAMMARI S	Fault
31	Serve	5 SILVA D	Serve Hit						
			Opp error +	1	16-15		Dig	6 AL-MIMAR S	Fault
32	Serve	5 SILVA D	Aces +	2	17-15		Reception	12 JUBOORI H	Fault
33	Serve	5 SILVA D	Aces +	3	18-15		Reception	7 ALAIBI N	Fault
							Sub	11 AL-SHAMMARI S	Out
								5 DAHASH A	In
34	Serve	5 SILVA D	Serve Hit						
	Dig	10 LEITE R	Fault	2	18-16		+ Spike	4 KAABI M	Spike
35	Spike	7 SILVA G	Spike +	3	19-16		Serve	8 KHAYOON M	Serve Hit
							Block	4 KAABI M	Fault
									TIMEOUT
36	Serve	7 SILVA G	Serve Hit						
	Block	3 GOMES G	Fault	2	19-17		+		Opp error
37	Block	9 ANUNCIACAO W	Fault	1	19-18		Serve	5 DAHASH A	Serve Hit
							+ Spike	4 KAABI M	Spike
38	Spike	11 OLIVEIRA W	Spike +	2	20-18		Serve	5 DAHASH A	Serve Hit
							Block	6 AL-MIMAR S	Fault
	Sub	3 GOMES G	Out				Sub	6 AL-MIMAR S	Out
		6 SANTOS D	In					9 AL-UGBI H	In
39	Serve	6 SANTOS D	Serve Hit						
	Spike	11 OLIVEIRA W	Spike +	3	21-18		Block	9 AL-UGBI H	Fault
									TIMEOUT
40	Serve	6 SANTOS D	Serve Hit						
	Dig	10 LEITE R	Fault	2	21-19		+		Opp error
41	Dig	6 SANTOS D	Fault	1	21-20		Serve	4 KAABI M	Serve Hit
							+ Spike	12 JUBOORI H	Spike
42	Spike	10 LEITE R	Fault		21-21		Serve	4 KAABI M	Serve Hit
							+		Opp error
									TIMEOUT
43	Dig	1 MELLO R	Fault		21-22	1	Serve	4 KAABI M	Serve Hit
							+ Spike	7 ALAIBI N	Spike



PLAY BY PLAY

比赛回合文字播报

SET 1

Rally	BRA - Brazil			Lead	Score	Lead	IRQ - Iraq		
	Sub	6 SANTOS D	Out						
		3 GOMES G	In						
44	Block	11 OLIVEIRA W	Fault		21-23	2	+	Serve 4 KAABI M Spike 12 JUBOORI H	Serve Hit Spike
45	Spike	11 OLIVEIRA W	Spike	+	22-23	1		Serve 4 KAABI M Block 12 JUBOORI H	Serve Hit Fault
46	Serve	9 ANUNCIACAO W	Aces	+	23-23			Spike 9 AL-UGBI H	Fault
47	Serve	9 ANUNCIACAO W	Serve Hit						
	Block	10 LEITE R	Fault		23-24	1	+	Spike 12 JUBOORI H	Spike
48	Block	10 LEITE R	Fault		23-25	2	+	Serve 9 AL-UGBI H Spike 12 JUBOORI H	Serve Hit Spike

SET 2

Rally	BRA - Brazil			Lead	Score	Lead	IRQ - Iraq		
49	Spike	9 ANUNCIACAO W	Fault		0-1	1	+	Serve 4 KAABI M	Serve Hit Opp error
50			Opp error	+	1-1			Serve 4 KAABI M Block 6 AL-MIMAR S	Serve Hit Fault
51	Serve	3 GOMES G	Serve Hit						
	Spike	10 LEITE R	Fault		1-2	1	+	Block 7 ALAIBI N	Kill Block
52	Spike	9 ANUNCIACAO W	Fault		1-3	2	+	Serve 6 AL-MIMAR S	Serve Hit Opp error
53	Spike	10 LEITE R	Fault		1-4	3	+	Serve 6 AL-MIMAR S Block 7 ALAIBI N	Serve Hit Kill Block
54	Spike	10 LEITE R	Fault		1-5	4	+	Serve 6 AL-MIMAR S	Serve Hit Opp error
	TIMEOUT								
55	Spike	9 ANUNCIACAO W	Fault		1-6	5	+	Serve 6 AL-MIMAR S	Serve Hit Opp error
	Sub	9 ANUNCIACAO W	Out						
		12 REBOLCAS D	In						
56	Reception	10 LEITE R	Fault		1-7	6	+	Serve 6 AL-MIMAR S	Aces
57	Spike	10 LEITE R	Spike	+	2-7	5		Serve 6 AL-MIMAR S T E A M	Serve Hit Fault
58	Serve	12 REBOLCAS D	Serve Hit						
	Block	10 LEITE R	Fault		2-8	6	+	Spike 8 KHAYOON M	Spike
59		T E A M	Fault		2-9	7	+	Serve 7 ALAIBI N Block 11 AL-SHAMMARI S	Serve Hit Kill Block
60	Spike	11 OLIVEIRA W	Fault		2-10	8	+	Serve 7 ALAIBI N	Serve Hit Opp error
61	Spike	10 LEITE R	Spike	+	3-10	7		Serve 7 ALAIBI N Dig 12 JUBOORI H	Serve Hit Fault
62	Serve	11 OLIVEIRA W	Serve Hit						
			Opp error	+	4-10	6		Dig 12 JUBOORI H	Fault
63	Serve	11 OLIVEIRA W	Serve Hit						
	Spike	7 SILVA G	Spike	+	5-10	5		T E A M	Fault
64	Serve	11 OLIVEIRA W	Serve Hit						
	Dig	12 REBOLCAS D	Fault		5-11	6	+	Spike 11 AL-SHAMMARI S	Spike



PLAY BY PLAY

比赛回合文字播报

SET 2

Rally	BRA - Brazil			Lead	Score	Lead	IRQ - Iraq		
87	Spike	7 SILVA G	Spike +		18-21	3	Serve	8 KHAYOON M	Serve Hit
	Sub	4 ARANTES S	Out				Dig	5 DAHASH A	Fault
		6 SANTOS D	In						
88	Serve	6 SANTOS D	Serve Hit				Dig	9 AL-UGBI H	Fault
	Spike	3 GOMES G	Spike +		19-21	2			
89	Serve	6 SANTOS D	Serve Hit				Set	8 KHAYOON M	Fault
			Opp error +		20-21	1			
90	Serve	6 SANTOS D	Serve Hit				+ Spike	11 AL-SHAMMARI S	Spike
	Dig	6 SANTOS D	Fault		20-22	2			
91	Spike	7 SILVA G	Spike +		21-22	1	Serve	11 AL-SHAMMARI S	Serve Hit
							Block	4 KAABI M	Fault
92	Serve	7 SILVA G	Serve Hit				Dig	8 KHAYOON M	Fault
	Spike	11 OLIVEIRA W	Spike +		22-22				
93	Serve	7 SILVA G	Serve Hit						
	Spike	11 OLIVEIRA W	Fault		22-23	1	+ Opp error		Opp error
94	Serve	3 GOMES G	Serve Hit				Serve	4 KAABI M	Serve Hit
	Spike	11 OLIVEIRA W	Spike +		23-23		Block	9 AL-UGBI H	Fault
95	Serve	3 GOMES G	Serve Hit						
			Opp error +	1	24-23		Spike	5 DAHASH A	Fault
							Sub	9 AL-UGBI H	Out
								6 AL-MIMAR S	In
96	Serve	3 GOMES G	Serve Hit				+ Spike	12 JUBOORI H	Spike
	Dig	11 OLIVEIRA W	Fault		24-24				
97	Serve	3 GOMES G	Serve Hit				Serve	6 AL-MIMAR S	Serve Hit
	Spike	10 LEITE R	Fault		24-25	1	+ Block	8 KHAYOON M	Kill Block
98			Opp error +		25-25		Serve	6 AL-MIMAR S	Serve Hit
							Block	5 DAHASH A	Fault
99	Serve	12 REBOLCAS D	Serve Hit						
			Opp error +	1	26-25		Spike	12 JUBOORI H	Fault
	Sub	6 SANTOS D	Out				Sub	5 DAHASH A	Out
		4 ARANTES S	In					7 ALAIBI N	In
100	Serve	12 REBOLCAS D	Serve Hit						
	Block	11 OLIVEIRA W	Kill Block +	2	27-25		Spike	12 JUBOORI H	Fault

SET 3

Rally	BRA - Brazil			Lead	Score	Lead	IRQ - Iraq		
101	Serve	3 GOMES G	Serve Hit						
	Spike	11 OLIVEIRA W	Spike +	1	1-0			T E A M	Fault
102	Serve	3 GOMES G	Serve Hit						
	Spike	11 OLIVEIRA W	Fault		1-1		+ Opp error		Opp error
103	Serve	3 GOMES G	Serve Hit				Serve	4 KAABI M	Serve Hit
	Spike	10 LEITE R	Spike +	1	2-1		Dig	9 AL-UGBI H	Fault
104	Serve	12 REBOLCAS D	Fault		2-2		+ Block	6 AL-MIMAR S	Kill Block
105	Serve	3 GOMES G	Serve Hit				Serve	6 AL-MIMAR S	Serve Hit
	Spike	11 OLIVEIRA W	Spike +	1	3-2		Block	12 JUBOORI H	Fault
106	Serve	11 OLIVEIRA W	Fault		3-3		+ Block	12 JUBOORI H	Kill Block



PLAY BY PLAY

比赛回合文字播报

SET 3

Rally	BRA - Brazil			Lead	Score	Lead	IRQ - Iraq		
107	Dig	1 MELLO R	Fault		3-4	1	Serve	7 ALAIBI N	Serve Hit
							+ Spike	12 JUBOORI H	Spike
108	Spike	7 SILVA G	Spike +		4-4		Serve	7 ALAIBI N	Serve Hit
							Dig	12 JUBOORI H	Fault
109	Serve	10 LEITE R	Serve Hit						
	Dig	1 MELLO R	Fault		4-5	1	+ Spike	12 JUBOORI H	Spike
110	Spike	4 ARANTES S	Spike +		5-5		Serve	12 JUBOORI H	Serve Hit
							Spike	5 DAHASH A	Fault
111	Serve	4 ARANTES S	Serve Hit						
	Spike	12 REBOLCAS D	Spike +	1	6-5		Dig	12 JUBOORI H	Fault
112	Serve	4 ARANTES S	Serve Hit						
	Block	3 GOMES G	Kill Block +	2	7-5		Spike	4 KAABI M	Fault
113	Serve	4 ARANTES S	Aces +	3	8-5		Set	4 KAABI M	Fault
114	Serve	4 ARANTES S	Fault	2	8-6				Opp error
115	Spike	12 REBOLCAS D	Spike +	3	9-6		Serve	9 AL-UGBI H	Serve Hit
							Block	6 AL-MIMAR S	Fault
116	Serve	7 SILVA G	Serve Hit						
	Block	12 REBOLCAS D	Kill Block +	4	10-6		Dig	4 KAABI M	Fault
									TIMEOUT
117	Serve	7 SILVA G	Serve Hit						
	Spike	11 OLIVEIRA W	Spike +	5	11-6			T E A M	Fault
							Sub	6 AL-MIMAR S	Out
								8 KHAYOON M	In
118	Serve	7 SILVA G	Aces +	6	12-6		Reception	9 AL-UGBI H	Fault
119	Serve	7 SILVA G	Serve Hit						
			Opp error +	7	13-6		Spike	8 KHAYOON M	Fault
120	Serve	7 SILVA G	Serve Hit						
			Opp error +	8	14-6		Spike	5 DAHASH A	Fault
							Sub	5 DAHASH A	Out
								11 AL-SHAMMARI S	In
121	Serve	7 SILVA G	Serve Hit						
	Dig	7 SILVA G	Fault	7	14-7		+ Spike	4 KAABI M	Spike
122	Spike	12 REBOLCAS D	Spike +	8	15-7		Serve	11 AL-SHAMMARI S	Serve Hit
							Dig	8 KHAYOON M	Fault
123	Serve	3 GOMES G	Serve Hit						
	Block	11 OLIVEIRA W	Fault	7	15-8				Opp error
124	Spike	11 OLIVEIRA W	Spike +	8	16-8		Serve	4 KAABI M	Serve Hit
								T E A M	Fault
125	Serve	12 REBOLCAS D	Serve Hit						
	Block	11 OLIVEIRA W	Fault	7	16-9		+ Spike	12 JUBOORI H	Spike
126	Spike	10 LEITE R	Spike +	8	17-9		Serve	8 KHAYOON M	Serve Hit
							Block	9 AL-UGBI H	Fault
	Sub	11 OLIVEIRA W	Out						
		6 SANTOS D	In						
127	Serve	6 SANTOS D	Serve Hit						
	Block	7 SILVA G	Fault	7	17-10		+ Spike	12 JUBOORI H	Spike
128	Spike	6 SANTOS D	Fault	6	17-11				
							Serve	7 ALAIBI N	Serve Hit
									Opp error



PLAY BY PLAY

比赛回合文字播报

SET 3

Rally	BRA - Brazil			Lead	Score	Lead	IRQ - Iraq		
	TIMEOUT								
129	Block	4 ARANTES S	Fault	5	17-12		Serve	7 ALAIBI N	Serve Hit
							+ Spike	12 JUBOORI H	Spike
130			Opp error	6	18-12		Serve	7 ALAIBI N	Serve Hit
							Set	8 KHAYOON M	Fault
131	Serve	10 LEITE R	Serve Hit						
	Block	3 GOMES G	Fault	5	18-13		+ Spike	11 AL-SHAMMARI S	Spike
132	Spike	4 ARANTES S	Spike	6	19-13		Serve	12 JUBOORI H	Serve Hit
							Block	4 KAABI M	Fault
133	Serve	4 ARANTES S	Serve Hit						
	Dig	7 SILVA G	Fault	5	19-14		+		Opp error
134	Block	3 GOMES G	Fault	4	19-15		Serve	9 AL-UGBI H	Serve Hit
							+ Spike	4 KAABI M	Spike
135			Opp error	5	20-15		Serve	9 AL-UGBI H	Serve Hit
							Set	11 AL-SHAMMARI S	Fault
	Sub	6 SANTOS D	Out						
		11 OLIVEIRA W	In						
136	Serve	7 SILVA G	Serve Hit						
	Spike	11 OLIVEIRA W	Spike	6	21-15		Dig	9 AL-UGBI H	Fault
							Sub	7 ALAIBI N	Out
								13 WHAILANI A	In
137	Serve	7 SILVA G	Aces	7	22-15		Set	9 AL-UGBI H	Fault
							TIMEOUT		
138	Serve	7 SILVA G	Serve Hit						
	Spike	11 OLIVEIRA W	Spike	8	23-15		Block	11 AL-SHAMMARI S	Fault
139	Serve	7 SILVA G	Serve Hit						
	Block	12 REBOLCAS D	Kill Block	9	24-15		Spike	4 KAABI M	Fault
							Sub	11 AL-SHAMMARI S	Out
								5 DAHASH A	In
140	Serve	7 SILVA G	Serve Hit						
	Spike	3 GOMES G	Spike	10	25-15		Dig	13 WHAILANI A	Fault

SET 4

Rally	BRA - Brazil			Lead	Score	Lead	IRQ - Iraq		
141	Spike	11 OLIVEIRA W	Spike	1	1-0		Serve	4 KAABI M	Serve Hit
							Block	13 WHAILANI A	Fault
142	Serve	3 GOMES G	Serve Hit						
	Spike	11 OLIVEIRA W	Fault		1-1		+ Spike	13 WHAILANI A	Spike
143	Spike	12 REBOLCAS D	Spike	1	2-1		Serve	6 AL-MIMAR S	Serve Hit
							Dig	5 DAHASH A	Fault
144	Serve	12 REBOLCAS D	Serve Hit						
	Spike	4 ARANTES S	Fault		2-2		+		Opp error
145	Spike	4 ARANTES S	Spike	1	3-2		Serve	13 WHAILANI A	Serve Hit
							Block	5 DAHASH A	Fault
146	Serve	11 OLIVEIRA W	Serve Hit						
	Dig	4 ARANTES S	Fault		3-3		+ Spike	12 JUBOORI H	Spike
147	Spike	7 SILVA G	Fault		3-4	1	Serve	12 JUBOORI H	Serve Hit
							+		Opp error



PLAY BY PLAY

比赛回合文字播报

SET 4

Rally	BRA - Brazil			Lead	Score	Lead	IRQ - Iraq			
148	Dig	1 MELLO R	Fault		3-5	2	+	Serve	12 JUBOORI H	Serve Hit
										Opp error
149	Dig	1 MELLO R	Fault		3-6	3	+	Serve	12 JUBOORI H	Serve Hit
								Spike	5 DAHASH A	Spike
	TIMEOUT									
150	Spike	7 SILVA G	Spike	+	4-6	2		Serve	12 JUBOORI H	Serve Hit
								Dig	4 KAABI M	Fault
151	Serve	10 LEITE R	Serve Hit							
	Set	10 LEITE R	Fault		4-7	3	+			Opp error
152	Spike	7 SILVA G	Spike	+	5-7	2		Serve	8 KHAYOON M	Serve Hit
								Block	5 DAHASH A	Fault
153	Serve	4 ARANTES S	Serve Hit							
	Block	3 GOMES G	Fault		5-8	3	+	Spike	5 DAHASH A	Spike
154			Opp error	+	6-8	2		Serve	5 DAHASH A	Serve Hit
								Block	13 WHAILANI A	Fault
155	Serve	7 SILVA G	Serve Hit							
	Block	12 REBOLCAS D	Fault		6-9	3	+	Spike	4 KAABI M	Spike
156			Opp error	+	7-9	2		Serve	4 KAABI M	Serve Hit
								Block	13 WHAILANI A	Fault
157	Serve	3 GOMES G	Serve Hit							
	Dig	4 ARANTES S	Fault		7-10	3	+	Spike	6 AL-MIMAR S	Spike
158	Reception	10 LEITE R	Fault		7-11	4	+	Serve	6 AL-MIMAR S	Aces
159	Spike	10 LEITE R	Spike	+	8-11	3		Serve	6 AL-MIMAR S	Serve Hit
								Block	8 KHAYOON M	Fault
160	Serve	12 REBOLCAS D	Serve Hit							
	Block	10 LEITE R	Fault		8-12	4	+	Spike	8 KHAYOON M	Spike
161	Spike	4 ARANTES S	Spike	+	9-12	3		Serve	13 WHAILANI A	Serve Hit
								Block	8 KHAYOON M	Fault
162	Serve	11 OLIVEIRA W	Serve Hit							
	Spike	4 ARANTES S	Spike	+	10-12	2		Block	5 DAHASH A	Fault
163	Serve	11 OLIVEIRA W	Serve Hit							
			Opp error	+	11-12	1		Reception	13 WHAILANI A	Fault
								Sub	13 WHAILANI A	Out
									7 ALAIBI N	In
164	Serve	11 OLIVEIRA W	Serve Hit							
	Block	10 LEITE R	Fault		11-13	2	+	Spike	12 JUBOORI H	Spike
165	Spike	7 SILVA G	Fault		11-14	3	+	Serve	12 JUBOORI H	Serve Hit
								Block	5 DAHASH A	Kill Block
166			Opp error	+	12-14	2		Serve	12 JUBOORI H	Serve Hit
								Spike	8 KHAYOON M	Fault
167	Serve	10 LEITE R	Serve Hit							
			Opp error	+	13-14	1		Spike	12 JUBOORI H	Fault
168	Serve	10 LEITE R	Aces	+	14-14			Reception	3 MAJEED M	Fault
169	Serve	10 LEITE R	Serve Hit							
			Opp error	+	1	15-14		Block	5 DAHASH A	Fault
170	Serve	10 LEITE R	Serve Hit							
			Opp error	+	2	16-14		Spike	4 KAABI M	Fault



PLAY BY PLAY

比赛回合文字播报

SET 4

Rally	BRA - Brazil			Lead	Score	Lead	IRQ - Iraq		
							Sub	5 DAHASH A	Out
								11 AL-SHAMMARI S	In
171	Serve	10 LEITE R T E A M	Serve Hit Fault	1	16-15	+	Spike	6 AL-MIMAR S	Spike
172	Reception	12 REBOLCAS D	Fault		16-16	+	Serve	8 KHAYOON M	Aces
173	Spike	4 ARANTES S	Spike +	1	17-16		Serve	8 KHAYOON M T E A M	Serve Hit Fault
174	Serve	4 ARANTES S	Serve Hit Opp error +	2	18-16		Spike	11 AL-SHAMMARI S	Fault
175	Serve	4 ARANTES S	Aces +	3	19-16			T E A M	Fault
176	Serve Block	4 ARANTES S 12 REBOLCAS D	Serve Hit Fault	2	19-17	+	Spike	4 KAABI M	Spike
177	Spike	12 REBOLCAS D	Fault	1	19-18	+	Serve Block	11 AL-SHAMMARI S 6 AL-MIMAR S	Serve Hit Kill Block
178	Spike	7 SILVA G	Spike +	2	20-18		Serve Block	11 AL-SHAMMARI S 4 KAABI M	Serve Hit Fault
	Sub	7 SILVA G 6 SANTOS D	Out In						
179	Serve	6 SANTOS D	Aces +	3	21-18		Reception	11 AL-SHAMMARI S	Fault
									TIMEOUT
180	Serve Block	6 SANTOS D 11 OLIVEIRA W	Serve Hit Fault	2	21-19	+	Spike	4 KAABI M	Spike
181	Spike	11 OLIVEIRA W	Fault	1	21-20	+	Serve	4 KAABI M	Serve Hit Opp error
182			Opp error +	2	22-20		Serve Block	4 KAABI M 12 JUBOORI H	Serve Hit Fault
183	Serve Block	3 GOMES G 12 REBOLCAS D	Serve Hit Fault	1	22-21	+	Spike	12 JUBOORI H	Spike
184	Spike	11 OLIVEIRA W	Spike +	2	23-21		Serve Block	6 AL-MIMAR S 7 ALAIBI N	Serve Hit Fault
185	Serve	12 REBOLCAS D	Serve Hit Opp error +	3	24-21		Spike	12 JUBOORI H	Fault
									TIMEOUT
186	Serve Dig	12 REBOLCAS D 6 SANTOS D	Serve Hit Fault	2	24-22	+	Spike	7 ALAIBI N	Spike
187		T E A M	Fault	1	24-23	+	Serve	7 ALAIBI N	Serve Hit Opp error
									TIMEOUT
188	Spike	4 ARANTES S	Spike +	2	25-23		Serve Dig	7 ALAIBI N 12 JUBOORI H	Serve Hit Fault

Legend:

+ Point scored by team Opp Opponent Sub Substitution



MATCH RESULT

比赛结果表

P2

Match Duration: 1h53m
Spectators: 2,000

BRA vs IRQ
3 vs 1

Team	Sets	1	2	3	4	Total
BRA	3	23	27	25	25	100
IRQ	1	25	25	15	23	88
Playing Time		24m	30m	23m	27m	1h44m

First Referee: HELAC Senad (BIH)

Second Referee: ELHELALY Khaled Nasr Eid (EGY)

BRA - BRAZIL								
No	C/L	Name	1	2	3	4	5	Pts
1	L	MELLO Rodrigo	L	L	L	L		0
2		SILVA Claudio						0
3		GOMES Guilherme	1	2	1	2		3
4		ARANTES Samuel		6	5	6		10
5		SILVA Daniel	5					2
6		SANTOS Deivisson	3	4	11	7		1
7		SILVA Gilberto	6	1	6	1		16
8		FREITAS Giovanni						0
9		ANUNCIACAO Wellington	2	3				2
10	C	LEITE Renato	4	5	4	5		9
11		OLIVEIRA Wesley	3	4	3	4		20
12		REBOLCAS Diogo		9	2	3		8
Head Coach:		RIBEIRO Amauri (BRA)						
Assistant Coach:		SILVESTRIN Adriano (BRA)						

IRQ - IRAQ								
No	C/L	Name	1	2	3	4	5	Pts
2		MOHMMED Abdulmunem						0
3	L	MAJEEED Majeed	L	L	L	L		0
4		KAABI Majeed	2	1	2	1		12
5		DAHASH Ahmed	11	7	1	6		4
6	C	AL-MIMAR Saeed	3	2	3	2		9
7		ALAIBI Naser	4	3	4	13		5
8		KHAYOON Mahdi	6	5	6	5		4
9		AL-UGBI Hussain	6	6	6			0
10		HATTAB Muayad						0
11		AL-SHAMMARI Salah	1	6	5	5		6
12		JUBOORI Hadi	5	4	5	4		19
13		WHAILANI Ahmed			7	3		1
Head Coach:		AL-ZUBAIDI Aamer (IRQ)						
Assistant Coach:		QADER Ismael (IRQ)						

TEAM AND PLAYER PERFORMANCES

Won	Total Atts	No	Name
54	169	Total Team	
18	35	11	OLIVEIRA Wesley
13	36	7	SILVA Gilberto
8	21	4	ARANTES Samuel
7	71	Total Team	
2	17	12	REBOLCAS Diogo
2	13	11	OLIVEIRA Wesley
1	14	10	LEITE Renato
10	99	Total Team	
2	19	7	SILVA Gilberto
2	10	4	ARANTES Samuel
2	6	5	SILVA Daniel
29		Total Team	
100	339	Total Team	
20	61	11	OLIVEIRA Wesley

Scoring Skills
Spike
Block
Serve
Opp Error
Total
Best Scorer

Won	Total Atts	No	Name
45	143	Total Team	
18	46	12	JUBOORI Hadi
11	31	4	KAABI Majeed
5	14	6	AL-MIMAR Saeed
12	83	Total Team	
3	12	7	ALAIBI Naser
3	9	11	AL-SHAMMARI Salah
2	15	6	AL-MIMAR Saeed
3	89	Total Team	
2	17	6	AL-MIMAR Saeed
1	11	8	KHAYOON Mahdi
28		Total Team	
88	315	Total Team	
19	66	12	JUBOORI Hadi

Legend:			
Atts	Attempts	C	Team Captain
L	Libero Player	L	Substitute Libero
nn	Starting Line-Up where n=starting position on Court (i.e. positions 1 to 6)	Opp	Opponent
nn	Substitute where nn=jersey number of out going player	Pts	Points scored



MATCH STATISTICS

比赛技术统计

P3

Match Duration: 1h53m
Spectators: 2,000




BRA vs IRQ
3 vs 1

Team	Sets	1	2	3	4	Total
BRA	3	23	27	25	25	100
IRQ	1	25	25	15	23	88
Playing Time		24m	30m	23m	27m	1h44m

First Referee: HELAC Senad (BIH)

Second Referee: ELHELALY Khaled Nasr Eid (EGY)

BRA - BRAZIL

Scoring Spikers	Rk	No	Name	Spikes	Faults	Shots	Total Attempts	Eff %
	1	11	OLIVEIRA Wescley	18	5	12	35	37.14
	2	7	SILVA Gilberto	13	3	20	36	27.78
	3	10	LEITE Renato	7	5	23	35	5.71
	4	ARANTES Samuel	8	2	11	21		
	12	REBOLCAS Diogo	5	2	13	20		
	9	ANUNCIACAO Wellington	1	5	5	11		
	5	SILVA Daniel	-	2	4	6		
	3	GOMES Guilherme	2	-	1	3		
	6	SANTOS Deivisson	-	1	1	2		
	1	MELLO Rodrigo	-	-	-	-		
	2	SILVA Claudio	-	-	-	-		
8	FREITAS Giovanni	-	-	-	-			
Limit	15.00 %							
Team Totals				54	25	90	169	17.16
Scoring Blockers	Rk	No	Name	Kill Blocks	Faults	Rebounds	Total Attempts	Avg by Set
	1	12	REBOLCAS Diogo	2	4	11	17	0.50
	1	11	OLIVEIRA Wescley	2	5	6	13	0.50
	3	10	LEITE Renato	1	5	8	14	0.25
	3	7	SILVA Gilberto	1	2	7	10	0.25
	3	3	GOMES Guilherme	1	5	3	9	0.25
	6	9	ANUNCIACAO Wellington	-	2	2	4	0.00
	6	4	ARANTES Samuel	-	2	1	3	0.00
	6	5	SILVA Daniel	-	-	1	1	0.00
	1	MELLO Rodrigo	-	-	-	-		
	2	SILVA Claudio	-	-	-	-		
	6	SANTOS Deivisson	-	-	-	-		
8	FREITAS Giovanni	-	-	-	-			
Team Totals				7	25	39	71	1.75
Scoring Servers	Rk	No	Name	Aces	Faults	Serve Hits	Total Attempts	Avg by Set
	1	7	SILVA Gilberto	2	-	17	19	0.50
	1	4	ARANTES Samuel	2	1	7	10	0.50
	1	5	SILVA Daniel	2	-	4	6	0.50
	4	10	LEITE Renato	1	-	11	12	0.25
	4	12	REBOLCAS Diogo	1	1	10	12	0.25
	4	6	SANTOS Deivisson	1	-	7	8	0.25
	4	9	ANUNCIACAO Wellington	1	-	4	5	0.25
	8	3	GOMES Guilherme	-	1	13	14	0.00
	8	11	OLIVEIRA Wescley	-	3	10	13	0.00
	1	MELLO Rodrigo	-	-	-	-		
	2	SILVA Claudio	-	-	-	-		
8	FREITAS Giovanni	-	-	-	-			
Team Totals				10	6	83	99	2.50
Team	Opponent Errors & Team Faults			29	4			



MATCH STATISTICS

比赛技术统计

P3

Match Duration: 1h53m
Spectators: 2,000




BRA vs IRQ
3 vs 1

Team	Sets	1	2	3	4	Total
BRA	3	23	27	25	25	100
IRQ	1	25	25	15	23	88
Playing Time		24m	30m	23m	27m	1h44m

First Referee: HELAC Senad (BIH)

Second Referee: ELHELALY Khaled Nasr Eid (EGY)

BRA - BRAZIL

Non-scoring Diggers		Rk	No	Name	Digs	Faults	Receptions	Total Attempts	Avg by Set
	1	10	LEITE Renato	19	5	1	25	4.75	
	2	3	GOMES Guilherme	15	2	4	21	3.75	
	3	4	ARANTES Samuel	12	2	1	15	3.00	
	4	1	MELLO Rodrigo	11	6	-	17	2.75	
	5	12	REBOLCAS Diogo	9	2	2	13	2.25	
	6	11	OLIVEIRA Wesley	6	1	1	8	1.50	
	7	6	SANTOS Deivisson	4	3	-	7	1.00	
	8	7	SILVA Gilberto	3	2	1	6	0.75	
	8	5	SILVA Daniel	3	-	-	3	0.75	
	10	9	ANUNCIACAO Wellington	2	-	-	2	0.50	
	2	SILVA Claudio	-	-	-	-	-		
	8	FREITAS Giovanni	-	-	-	-	-		
Team Totals					84	23	10	117	21.00
Non-scoring Setters		Rk	No	Name	Running Sets	Faults	Still Sets	Total Attempts	Avg by Set
	1	3	GOMES Guilherme	12	1	79	92	3.00	
	2	10	LEITE Renato	1	1	26	28	0.25	
	2	6	SANTOS Deivisson	1	-	5	6	0.25	
	2	1	MELLO Rodrigo	1	-	4	5	0.25	
	2	7	SILVA Gilberto	1	-	2	3	0.25	
	2	12	REBOLCAS Diogo	1	-	-	1	0.25	
	7	4	ARANTES Samuel	-	-	5	5	0.00	
	7	5	SILVA Daniel	-	-	3	3	0.00	
	7	11	OLIVEIRA Wesley	-	-	3	3	0.00	
	7	9	ANUNCIACAO Wellington	-	-	2	2	0.00	
	2	SILVA Claudio	-	-	-	-	-		
	8	FREITAS Giovanni	-	-	-	-	-		
Team Totals					17	2	129	148	4.25
Non-scoring Receivers		Rk	No	Name	Excellents	Faults	Serve Receptions	Total Attempts	Succ %
	1	1	MELLO Rodrigo	25	-	3	28	89.29	
	2	10	LEITE Renato	24	2	1	27	88.89	
		12	REBOLCAS Diogo	9	1	-	10		
		4	ARANTES Samuel	8	-	1	9		
		5	SILVA Daniel	6	-	-	6		
		3	GOMES Guilherme	5	-	-	5		
		6	SANTOS Deivisson	2	-	-	2		
		9	ANUNCIACAO Wellington	1	-	-	1		
		2	SILVA Claudio	-	-	-	-		
		7	SILVA Gilberto	-	-	-	-		
		8	FREITAS Giovanni	-	-	-	-		
	11	OLIVEIRA Wesley	-	-	-	-			
Team Totals					80	3	5	88	90.91
Limit		25.00 %							

Legend:	Avg	Eff%	Rk	Succ %
	Average	Efficiency	Rank	Success %



MATCH STATISTICS

比赛技术统计

P3

Match Duration: 1h53m
Spectators: 2,000




BRA vs IRQ
3 vs 1

Team	Sets	1	2	3	4	Total
BRA	3	23	27	25	25	100
IRQ	1	25	25	15	23	88
Playing Time		24m	30m	23m	27m	1h44m

First Referee: HELAC Senad (BIH)

Second Referee: ELHELALY Khaled Nasr Eid (EGY)

IRQ - IRAQ

Scoring Spikers	Rk	No	Name	Spikes	Faults	Shots	Total Attempts	Eff %
	1	12	JUBOORI Hadi	18	7	21	46	23.91
	2	4	KAABI Majeed	11	4	16	31	22.58
		6	AL-MIMAR Saeed	5	2	7	14	
		7	ALAIBI Naser	2	-	10	12	
		11	AL-SHAMMARI Salah	3	2	7	12	
		5	DAHASH Ahmed	3	3	6	12	
		8	KHAYOON Mahdi	2	2	6	10	
		9	AL-UGBI Hussain	-	1	4	5	
		13	WHAILANI Ahmed	1	-	-	1	
		2	MOHMMED Abdulmunem	-	-	-	-	
	3	MAJEED Majeed	-	-	-	-		
	10	HATTAB Muayad	-	-	-	-		
Limit								
15.00 %								
Team Totals				45	21	77	143	16.78
Scoring Blockers	Rk	No	Name	Kill Blocks	Faults	Rebounds	Total Attempts	Avg by Set
	1	7	ALAIBI Naser	3	1	8	12	0.75
	1	11	AL-SHAMMARI Salah	3	3	3	9	0.75
	3	6	AL-MIMAR Saeed	2	5	8	15	0.50
	4	4	KAABI Majeed	1	4	8	13	0.25
	4	8	KHAYOON Mahdi	1	3	7	11	0.25
	4	5	DAHASH Ahmed	1	5	2	8	0.25
	4	12	JUBOORI Hadi	1	3	3	7	0.25
	8	9	AL-UGBI Hussain	-	3	2	5	0.00
	8	13	WHAILANI Ahmed	-	3	-	3	0.00
		2	MOHMMED Abdulmunem	-	-	-	-	
	3	MAJEED Majeed	-	-	-	-		
	10	HATTAB Muayad	-	-	-	-		
Team Totals				12	30	41	83	3.00
Scoring Servers	Rk	No	Name	Aces	Faults	Serve Hits	Total Attempts	Avg by Set
	1	6	AL-MIMAR Saeed	2	-	15	17	0.50
	2	8	KHAYOON Mahdi	1	-	10	11	0.25
	3	4	KAABI Majeed	-	-	17	17	0.00
	3	7	ALAIBI Naser	-	-	13	13	0.00
	3	12	JUBOORI Hadi	-	1	12	13	0.00
	3	11	AL-SHAMMARI Salah	-	-	8	8	0.00
	3	5	DAHASH Ahmed	-	-	4	4	0.00
	3	9	AL-UGBI Hussain	-	-	4	4	0.00
	3	13	WHAILANI Ahmed	-	-	2	2	0.00
		2	MOHMMED Abdulmunem	-	-	-	-	
	3	MAJEED Majeed	-	-	-	-		
	10	HATTAB Muayad	-	-	-	-		
Team Totals				3	1	85	89	0.75
Team	Opponent Errors & Team Faults			28	11			



MATCH STATISTICS

比赛技术统计

P3

Match Duration: 1h53m
Spectators: 2,000




BRA vs IRQ
3 vs 1

Team	Sets	1	2	3	4	Total
BRA	3	23	27	25	25	100
IRQ	1	25	25	15	23	88
Playing Time		24m	30m	23m	27m	1h44m

First Referee: HELAC Senad (BIH)

Second Referee: ELHELALY Khaled Nasr Eid (EGY)

IRQ - IRAQ

Non-scoring Diggers	Rk	No	Name	Digs	Faults	Receptions	Total Attempts	Avg by Set	
	1	8	KHAYOON Mahdi	14	2	-	16	3.50	
	2	5	DAHASH Ahmed	9	2	1	12	2.25	
	3	12	JUBOORI Hadi	8	7	1	16	2.00	
	3	6	AL-MIMAR Saeed	8	2	2	12	2.00	
	5	7	ALAIBI Naser	7	1	3	11	1.75	
	6	4	KAABI Majeed	5	3	2	10	1.25	
	7	11	AL-SHAMMARI Salah	4	1	3	8	1.00	
	7	9	AL-UGBI Hussain	4	3	-	7	1.00	
	9	3	MAJEED Majeed	2	1	1	4	0.50	
	10	13	WHAILANI Ahmed	-	1	-	1	0.00	
		2	MOHMMED Abdulmunem	-	-	-	-		
		10	HATTAB Muayad	-	-	-	-		
Team Totals				61	23	13	97	15.25	
Non-scoring Setters	Rk	No	Name	Running Sets	Faults	Still Sets	Total Attempts	Avg by Set	
	1	8	KHAYOON Mahdi	3	3	30	36	0.75	
	2	9	AL-UGBI Hussain	2	1	23	26	0.50	
	2	7	ALAIBI Naser	2	-	4	6	0.50	
	4	6	AL-MIMAR Saeed	1	-	33	34	0.25	
	5	11	AL-SHAMMARI Salah	-	1	5	6	0.00	
	5	4	KAABI Majeed	-	1	3	4	0.00	
	5	5	DAHASH Ahmed	-	-	3	3	0.00	
	5	12	JUBOORI Hadi	-	1	2	3	0.00	
	5	3	MAJEED Majeed	-	-	1	1	0.00	
			2	MOHMMED Abdulmunem	-	-	-	-	
			10	HATTAB Muayad	-	-	-	-	
			13	WHAILANI Ahmed	-	-	-	-	
	Team Totals				8	7	104	119	2.00
Non-scoring Receivers	Rk	No	Name	Excellents	Faults	Serve Receptions	Total Attempts	Succ %	
		12	JUBOORI Hadi	10	1	5	16		
		3	MAJEED Majeed	13	1	1	15		
		11	AL-SHAMMARI Salah	10	1	1	12		
		5	DAHASH Ahmed	9	-	1	10		
		4	KAABI Majeed	9	1	-	10		
		7	ALAIBI Naser	9	1	-	10		
		8	KHAYOON Mahdi	5	-	-	5		
		6	AL-MIMAR Saeed	4	-	-	4		
		13	WHAILANI Ahmed	2	1	1	4		
		9	AL-UGBI Hussain	2	1	-	3		
		2	MOHMMED Abdulmunem	-	-	-	-		
Limit		10	HATTAB Muayad	-	-	-	-		
25.00 %				73	7	9	89	82.02	

Legend:	Avg	Eff%	Rk	Succ %
	Average	Efficiency	Rank	Success %



UNIFORM COLOURS As of 12 SEP 2008

比赛服颜色

O-1

Date	Start Time	Match No.	Phase	Teams - Colours		Location
SUN 7 SEP	11:30	1	Preliminary-Pool B	IRI -WHITE	vs JPN -BLACK	CAU Gymnasium
	15:30	2	Preliminary-Pool A	BIH -BLUE	vs CHN -RED	CAU Gymnasium
	19:30	3	Preliminary-Pool B	EGY -RED	vs BRA -YELLOW	CAU Gymnasium
MON 8 SEP	11:50	4	Preliminary-Pool A	RUS -BLUE	vs CHN -WHITE	CAU Gymnasium
	15:30	5	Preliminary-Pool B	IRI -RED	vs BRA -GREEN	CAU Gymnasium
	19:30	6	Preliminary-Pool A	BIH -WHITE	vs IRQ -GREEN	CAU Gymnasium
TUE 9 SEP	11:35	7	Preliminary-Pool B	IRI -GREEN	vs EGY -WHITE	CAU Gymnasium
	15:30	8	Preliminary-Pool A	IRQ -WHITE	vs RUS -RED	CAU Gymnasium
	19:30	9	Preliminary-Pool B	BRA -YELLOW	vs JPN -WHITE	CAU Gymnasium
WED 10 SEP	11:30	10	Preliminary-Pool A	RUS -RED	vs BIH -BLUE	CAU Gymnasium
	15:30	11	Preliminary-Pool B	EGY -RED	vs JPN -BLACK	CAU Gymnasium
	20:00	12	Preliminary-Pool A	IRQ -GREEN	vs CHN -RED	CAU Gymnasium

RESULTS TABLE - PRELIMINARY ROUND As of 7 SEP 2008

成绩表-预赛

P4

Pool A				Points per Set					Total Points	Match Duration	Spectators
Match	Date	Teams	Sets	1	2	3	4	5			
2	7 SEP 2008	BIH vs CHN	3 - 0	25-14	25-22	25-17			75-53	57m	1,800
4	8 SEP 2008	RUS vs CHN									
6	8 SEP 2008	BIH vs IRQ									
Latest Matches											
8	9 SEP 2008	IRQ vs RUS									
10	10 SEP 2008	RUS vs BIH									
12	10 SEP 2008	IRQ vs CHN									

Pool B				Points per Set					Total Points	Match Duration	Spectators
Match	Date	Teams	Sets	1	2	3	4	5			
1	7 SEP 2008	IRI vs JPN	3 - 0	25-7	25-7	25-5			75-19	53m	1,350
3	7 SEP 2008	EGY vs BRA	3 - 0	25-8	25-14	25-17			75-39	1h03m	1,000
5	8 SEP 2008	IRI vs BRA									
Latest Matches											
7	9 SEP 2008	IRI vs EGY									
9	9 SEP 2008	BRA vs JPN									
11	10 SEP 2008	EGY vs JPN									

Statistics of	Average match duration	Average spectators	Total spectators
Preliminary Round	57m	1,383	4,150

Pool A											
Rk	Team	Matches				Points			Sets		
		Pts	Tot	W	L	W	L	Ratio	W	L	Ratio
1	BIH	2	1	1	0	75	53	1.415	3	0	MAX
2	CHN	1	1	0	1	53	75	0.707	0	3	0.000
3	RUS	0	0	0	0	0	0	0	0	0	0
4	IRQ	0	0	0	0	0	0	0	0	0	0

Pool B											
Rk	Team	Matches				Points			Sets		
		Pts	Tot	W	L	W	L	Ratio	W	L	Ratio
1	IRI	2	1	1	0	75	19	3.947	3	0	MAX
2	EGY	2	1	1	0	75	39	1.923	3	0	MAX
3	BRA	1	1	0	1	39	75	0.520	0	3	0.000
4	JPN	1	1	0	1	19	75	0.253	0	3	0.000

Legend:											
L	Lost	Pts	Standings points	Rk	Rank	Tot	Total				
W	Won										

RESULTS TABLE - PRELIMINARY ROUND As of 8 SEP 2008

成绩表-预赛

P4

Pool A				Points per Set					Total Points	Match Duration	Spectators
Match	Date	Teams	Sets	1	2	3	4	5			
2	7 SEP 2008	BIH vs CHN	3 - 0	25-14	25-22	25-17			75-53	57m	1,800
4	8 SEP 2008	RUS vs CHN	3 - 0	25-22	25-22	25-23			75-67	1h07m	2,000
6	8 SEP 2008	BIH vs IRQ	3 - 0	25-6	25-14	25-16			75-36	57m	1,500
Latest Matches											
8	9 SEP 2008	IRQ vs RUS									
10	10 SEP 2008	RUS vs BIH									
12	10 SEP 2008	IRQ vs CHN									

Pool B				Points per Set					Total Points	Match Duration	Spectators
Match	Date	Teams	Sets	1	2	3	4	5			
1	7 SEP 2008	IRI vs JPN	3 - 0	25-7	25-7	25-5			75-19	53m	1,350
3	7 SEP 2008	EGY vs BRA	3 - 0	25-8	25-14	25-17			75-39	1h03m	1,000
5	8 SEP 2008	IRI vs BRA	3 - 0	25-9	25-11	25-8			75-28	54m	1,000
Latest Matches											
7	9 SEP 2008	IRI vs EGY									
9	9 SEP 2008	BRA vs JPN									
11	10 SEP 2008	EGY vs JPN									

Statistics of	Average match duration	Average spectators	Total spectators
Preliminary Round	58m	1,441	8,650

Pool A											
Rk	Team	Matches				Points			Sets		
		Pts	Tot	W	L	W	L	Ratio	W	L	Ratio
1	BIH	4	2	2	0	150	89	1.685	6	0	MAX
2	RUS	2	1	1	0	75	67	1.119	3	0	MAX
3	CHN	2	2	0	2	120	150	0.800	0	6	0.000
4	IRQ	1	1	0	1	36	75	0.480	0	3	0.000

Pool B											
Rk	Team	Matches				Points			Sets		
		Pts	Tot	W	L	W	L	Ratio	W	L	Ratio
1	IRI	4	2	2	0	150	47	3.191	6	0	MAX
2	EGY	2	1	1	0	75	39	1.923	3	0	MAX
3	BRA	2	2	0	2	67	150	0.447	0	6	0.000
4	JPN	1	1	0	1	19	75	0.253	0	3	0.000

Legend:											
L	Lost	Pts	Standings points	Rk	Rank	Tot	Total				
W	Won										



RESULTS TABLE - PRELIMINARY ROUND As of 9 SEP 2008

成绩表-预赛

P4

Pool A				Points per Set					Total Points	Match Duration	Spectators
Match	Date	Teams	Sets	1	2	3	4	5			
2	7 SEP 2008	BIH vs CHN	3 - 0	25-14	25-22	25-17			75-53	57m	1,800
4	8 SEP 2008	RUS vs CHN	3 - 0	25-22	25-22	25-23			75-67	1h07m	2,000
6	8 SEP 2008	BIH vs IRQ	3 - 0	25-6	25-14	25-16			75-36	57m	1,500
Latest Matches											
8	9 SEP 2008	IRQ vs RUS	0 - 3	13-25	8-25	15-25			36-75	59m	1,300
10	10 SEP 2008	RUS vs BIH									
12	10 SEP 2008	IRQ vs CHN									

Pool B				Points per Set					Total Points	Match Duration	Spectators
Match	Date	Teams	Sets	1	2	3	4	5			
1	7 SEP 2008	IRI vs JPN	3 - 0	25-7	25-7	25-5			75-19	53m	1,350
3	7 SEP 2008	EGY vs BRA	3 - 0	25-8	25-14	25-17			75-39	1h03m	1,000
5	8 SEP 2008	IRI vs BRA	3 - 0	25-9	25-11	25-8			75-28	54m	1,000
Latest Matches											
7	9 SEP 2008	IRI vs EGY	3 - 0	27-25	25-12	25-18			77-55	1h16m	1,800
9	9 SEP 2008	BRA vs JPN	3 - 0	25-20	25-17	25-10			75-47	1h10m	1,000
11	10 SEP 2008	EGY vs JPN									

Statistics of	Average match duration	Average spectators	Total spectators
Preliminary Round	1h01m	1,416	12,750

Pool A											
Rk	Team	Matches				Points			Sets		
		Pts	Tot	W	L	W	L	Ratio	W	L	Ratio
1	BIH	4	2	2	0	150	89	1.685	6	0	MAX
2	RUS	4	2	2	0	150	103	1.456	6	0	MAX
3	CHN	2	2	0	2	120	150	0.800	0	6	0.000
4	IRQ	2	2	0	2	72	150	0.480	0	6	0.000

Pool B											
Rk	Team	Matches				Points			Sets		
		Pts	Tot	W	L	W	L	Ratio	W	L	Ratio
1	IRI	6	3	3	0	227	102	2.225	9	0	MAX
2	BRA	4	3	1	2	142	197	0.721	3	6	0.500
3	EGY	3	2	1	1	130	116	1.121	3	3	1.000
4	JPN	2	2	0	2	66	150	0.440	0	6	0.000

Legend:											
L	Lost	Pts	Standings points	Rk	Rank	Tot	Total				
W	Won										

RESULTS TABLE - PRELIMINARY ROUND As of 10 SEP 2008

成绩表-预赛

P4

Pool A				Points per Set					Total Points	Match Duration	Spectators
Match	Date	Teams	Sets	1	2	3	4	5			
2	7 SEP 2008	BIH vs CHN	3 - 0	25-14	25-22	25-17			75-53	57m	1,800
4	8 SEP 2008	RUS vs CHN	3 - 0	25-22	25-22	25-23			75-67	1h07m	2,000
6	8 SEP 2008	BIH vs IRQ	3 - 0	25-6	25-14	25-16			75-36	57m	1,500
Latest Matches											
8	9 SEP 2008	IRQ vs RUS	0 - 3	13-25	8-25	15-25			36-75	59m	1,300
10	10 SEP 2008	RUS vs BIH	1 - 3	21-25	22-25	25-18	16-25		84-93	1h19m	400
12	10 SEP 2008	IRQ vs CHN	0 - 3	9-25	17-25	12-25			38-75	59m	4,000

Pool B				Points per Set					Total Points	Match Duration	Spectators
Match	Date	Teams	Sets	1	2	3	4	5			
1	7 SEP 2008	IRI vs JPN	3 - 0	25-7	25-7	25-5			75-19	53m	1,350
3	7 SEP 2008	EGY vs BRA	3 - 0	25-8	25-14	25-17			75-39	1h03m	1,000
5	8 SEP 2008	IRI vs BRA	3 - 0	25-9	25-11	25-8			75-28	54m	1,000
Latest Matches											
7	9 SEP 2008	IRI vs EGY	3 - 0	27-25	25-12	25-18			77-55	1h16m	1,800
9	9 SEP 2008	BRA vs JPN	3 - 0	25-20	25-17	25-10			75-47	1h10m	1,000
11	10 SEP 2008	EGY vs JPN	3 - 0	25-8	25-11	25-15			75-34	1h02m	600

Statistics of	Average match duration	Average spectators	Total spectators
Preliminary Round	1h03m	1,479	17,750

Pool A											
Rk	Team	Matches				Points			Sets		
		Pts	Tot	W	L	W	L	Ratio	W	L	Ratio
1	BIH	6	3	3	0	243	173	1.405	9	1	9.000
2	RUS	5	3	2	1	234	196	1.194	7	3	2.333
3	CHN	4	3	1	2	195	188	1.037	3	6	0.500
4	IRQ	3	3	0	3	110	225	0.489	0	9	0.000

Pool B											
Rk	Team	Matches				Points			Sets		
		Pts	Tot	W	L	W	L	Ratio	W	L	Ratio
1	IRI	6	3	3	0	227	102	2.225	9	0	MAX
2	EGY	5	3	2	1	205	150	1.367	6	3	2.000
3	BRA	4	3	1	2	142	197	0.721	3	6	0.500
4	JPN	3	3	0	3	100	225	0.444	0	9	0.000

Legend:											
L	Lost	Pts	Standings points	Rk	Rank	Tot	Total				
W	Won										



START LIST

参赛名单

BIH vs CHN

P1

First Referee: ELHELALY Khaled Nasr Eid (EGY)

Second Referee: PAVIC Ivana (CRO)

BIH - BOSNIA & HERZEGOVINA Uniform Colour: BLUE

No	C/L	Name	Sport Class	Date of Birth	Tournament Totals				
					Spike	Block	Serve	Total	%
1		GODINJAK Ismet	D	17 MAR 1973	0	0	0	0	0.00
2		MANKO Adnan	D	16 JAN 1977	0	0	0	0	0.00
3		MEHMEDOVIC Ejub	D	18 OCT 1968	0	0	0	0	0.00
4		DURMISEVIC Esad	D	22 JAN 1972	0	0	0	0	0.00
5		MEDIC Asim	MD	3 AUG 1969	0	0	0	0	0.00
6		DURAN Mirzet	D	13 OCT 1986	0	0	0	0	0.00
7		MAHMIC Zikret	D	4 JAN 1971	0	0	0	0	0.00
8		HAMZIC Dzevad	D	4 SEP 1968	0	0	0	0	0.00
9	L	JUSUFOVIC Hidaet	D	9 DEC 1973	0	0	0	0	0.00
10		ALIBASIC Safet	D	21 DEC 1982	0	0	0	0	0.00
11	C	DELALIC Sabahudin	D	17 AUG 1972	0	0	0	0	0.00
12		JUSUFOVIC Ermin	D	31 MAY 1981	0	0	0	0	0.00
Head Coach: HRUSTEMOVIC Mirza (BIH)			Assistant: ALIC Nevzet (BIH)						

CHN - CHINA Uniform Colour: RED

No	C/L	Name	Sport Class	Date of Birth	Tournament Totals				
					Spike	Block	Serve	Total	%
1		TONG Jiao	D	18 AUG 1974	0	0	0	0	0.00
2		DOU Wencheng	D	5 AUG 1983	0	0	0	0	0.00
3	C	HUANG Chunji	D	11 FEB 1978	0	0	0	0	0.00
5		GAO Hui	D	7 SEP 1987	0	0	0	0	0.00
6		LI Ji	D	12 AUG 1985	0	0	0	0	0.00
7		WANG Xiao Lang	D	15 AUG 1980	0	0	0	0	0.00
8		ZHOU Canming	D	3 MAR 1982	0	0	0	0	0.00
9		WANG Haidong	D	30 JAN 1980	0	0	0	0	0.00
10		LI Mingfa	D	17 DEC 1984	0	0	0	0	0.00
11		ZHANG Zhongmin	MD	25 AUG 1978	0	0	0	0	0.00
12		LI Lei	MD	23 MAR 1991	0	0	0	0	0.00
13	L	DING Xiaochao	D	13 JUL 1987	0	0	0	0	0.00
Head Coach: LIU Fangqing (CHN)			Assistant: ZHANG Guiying (CHN)						

Legend:

% Percent of total team scoring C Team Captain L Libero Player



PLAY BY PLAY

比赛回合文字播报

Match Duration: 57m
Spectators: 1,800

BIH vs CHN
3 vs 0

Team	Sets	1	2	3	Total
BIH	3	25	25	25	75
CHN	0	14	22	17	53
	Playing Time	15m	20m	16m	51m

First Referee: ELHELALY Khaled Nasr Eid (EGY)

Second Referee: PAVIC Ivana (CRO)

SET 1

Rally	BIH - Bosnia & Herzegovina				Lead	Score	Lead	CHN - People's Republic of China		
1	Spike	11 DELALIC S	Spike	+	1	1-0		Serve	1 TONG J	Serve Hit
								Dig	10 LI M	Fault
2	Serve	5 MEDIC A	Serve Hit							
	Spike	10 ALIBASIC S	Spike	+	2	2-0		Reception	10 LI M	Fault
3	Serve	5 MEDIC A	Fault		1	2-1				Opp error
								Serve	9 WANG H	Serve Hit
4	Spike	12 JUSUFOVIC E	Spike	+	2	3-1		Block	8 ZHOU C	Fault
	Serve	11 DELALIC S	Serve Hit							
5			Opp error	+	3	4-1		Dig	8 ZHOU C	Fault
	Serve	11 DELALIC S	Serve Hit							
6	Dig	1 GODINJAK I	Fault		2	4-2		+ Spike	5 GAO H	Spike
								Serve	5 GAO H	Serve Hit
7	Spike	10 ALIBASIC S	Spike	+	3	5-2			T E A M	Fault
	Serve	10 ALIBASIC S	Serve Hit							
8			Opp error	+	4	6-2		Spike	8 ZHOU C	Fault
	Serve	10 ALIBASIC S	Serve Hit							
9			Opp error	+	5	7-2		Spike	8 ZHOU C	Fault
	Serve	10 ALIBASIC S	Serve Hit							
10			Opp error	+	6	8-2		Spike	11 ZHANG Z	Fault
	Serve	10 ALIBASIC S	Serve Hit							
11	Dig	10 ALIBASIC S	Fault		5	8-3		+ Spike	11 ZHANG Z	Spike
								Serve	8 ZHOU C	Serve Hit
12	Block	2 MANKO A	Fault		4	8-4		+ Spike	11 ZHANG Z	Spike
								Serve	8 ZHOU C	Fault
13			Opp error	+	5	9-4				
	Serve	12 JUSUFOVIC E	Serve Hit							
14			Opp error	+	6	10-4		Dig	1 TONG J	Fault
	Serve	12 JUSUFOVIC E	Serve Hit							
15	Dig	12 JUSUFOVIC E	Fault		5	10-5		+ Spike	10 LI M	Spike
								Serve	10 LI M	Serve Hit
16	Spike	10 ALIBASIC S	Fault		4	10-6				Opp error
								Serve	10 LI M	Fault
17			Opp error	+	5	11-6				
	Serve	2 MANKO A	Serve Hit							
18	Spike	5 MEDIC A	Spike	+	6	12-6		Dig	8 ZHOU C	Fault
										TIMEOUT
	Serve	2 MANKO A	Serve Hit							
19	Dig	10 ALIBASIC S	Fault		5	12-7		+ Spike	11 ZHANG Z	Spike
								Serve	11 ZHANG Z	Fault
20			Opp error	+	6	13-7				
	Serve	1 GODINJAK I	Serve Hit							
21			Opp error	+	7	14-7		Block	9 WANG H	Fault



PLAY BY PLAY

比赛回合文字播报

SET 1

Rally	BIH - Bosnia & Herzegovina			Lead	Score	Lead	CHN - People's Republic of China			
	Serve	1	GODINJAK I	Serve Hit						
22	Block	10	ALIBASIC S	Kill Block +	8	15-7	Spike	5	GAO H	Fault
	Serve	1	GODINJAK I	Serve Hit						
23	Block	10	ALIBASIC S	Kill Block +	9	16-7	Spike	9	WANG H	Fault
	Serve	1	GODINJAK I	Serve Hit						
24	Block	10	ALIBASIC S	Fault	8	16-8	+ Spike	9	WANG H	Spike
							Serve	1	TONG J	Serve Hit
25	Spike	10	ALIBASIC S	Fault	7	16-9	+			Opp error
							Serve	1	TONG J	Serve Hit
26	Spike	10	ALIBASIC S	Spike +	8	17-9	Dig	10	LI M	Fault
	Serve	5	MEDIC A	Serve Hit						
27	Spike	12	JUSUFOVIC E	Spike +	9	18-9	Block	8	ZHOU C	Fault
	Serve	5	MEDIC A	Serve Hit						
28				Opp error +	10	19-9	Spike	9	WANG H	Fault
							TIMEOUT			
	Serve	5	MEDIC A	Serve Hit						
29				Opp error +	11	20-9	Spike	8	ZHOU C	Fault
	Serve	5	MEDIC A	Serve Hit						
30	Dig	2	MANKO A	Fault	10	20-10	+ Spike	5	GAO H	Spike
	Reception	5	MEDIC A	Fault	9	20-11	+ Serve	9	WANG H	Aces
							Serve	9	WANG H	Serve Hit
32				Opp error +	10	21-11	Dig	8	ZHOU C	Fault
	Serve	11	DELALIC S	Serve Hit						
33	Dig	1	GODINJAK I	Fault	9	21-12	+ Spike	5	GAO H	Spike
							Serve	5	GAO H	Serve Hit
34	Spike	12	JUSUFOVIC E	Fault	8	21-13	+ Block	10	LI M	Kill Block
							Serve	5	GAO H	Serve Hit
35	Spike	12	JUSUFOVIC E	Fault	7	21-14	+			Opp error
	Serve	2	MANKO A	Spike +	8	22-14	Serve	5	GAO H	Serve Hit
36	Spike	2	MANKO A	Spike +	8	22-14	Dig	1	TONG J	Fault
	Serve	10	ALIBASIC S	Serve Hit						
37	Block	2	MANKO A	Kill Block +	9	23-14	Spike	8	ZHOU C	Fault
	Serve	10	ALIBASIC S	Serve Hit						
38				Opp error +	10	24-14	Block	10	LI M	Fault
	Serve	10	ALIBASIC S	Serve Hit						
39	Block	12	JUSUFOVIC E	Kill Block +	11	25-14	Dig	10	LI M	Fault

SET 2

Rally	BIH - Bosnia & Herzegovina			Lead	Score	Lead	CHN - People's Republic of China			
	Serve	5	MEDIC A	Serve Hit						
40	Block	10	ALIBASIC S	Kill Block +	1	1-0	Spike	8	ZHOU C	Fault
	Serve	5	MEDIC A	Serve Hit						
41	Block	10	ALIBASIC S	Kill Block +	2	2-0	Spike	5	GAO H	Fault
	Serve	5	MEDIC A	Serve Hit						
42	Block	6	DURAN M	Fault	1	2-1	+ Spike	9	WANG H	Spike
							Serve	9	WANG H	Serve Hit
43				Opp error +	2	3-1	Spike	5	GAO H	Fault
	Serve	11	DELALIC S	Fault	1	3-2	+ Block	8	ZHOU C	Kill Block



PLAY BY PLAY

比赛回合文字播报

SET 2

Rally	BIH - Bosnia & Herzegovina				Lead	Score	Lead	CHN - People's Republic of China		
45	Block	10 ALIBASIC S	Kill Block	+	2	4-2		Serve	5 GAO H	Serve Hit
								Spike	11 ZHANG Z	Fault
								Sub	8 ZHOU C	Out
									2 DOU W	In
46	Serve	10 ALIBASIC S	Serve Hit							
	Spike	6 DURAN M	Spike	+	3	5-2		Block	10 LI M	Fault
47	Serve	10 ALIBASIC S	Serve Hit							
	Spike	1 GODINJAK I	Spike	+	4	6-2		Block	2 DOU W	Fault
48	Serve	10 ALIBASIC S	Serve Hit							
	Spike	2 MANKO A	Fault		3	6-3	+	Block	10 LI M	Kill Block
49	Block	2 MANKO A	Kill Block	+	4	7-3		Serve	2 DOU W	Serve Hit
								Dig	1 TONG J	Fault
50	Serve	6 DURAN M	Serve Hit						T E A M	Fault
	Spike	1 GODINJAK I	Spike	+	5	8-3				
51	Serve	6 DURAN M	Serve Hit							
	Block	5 MEDIC A	Fault		4	8-4	+	Spike	10 LI M	Spike
52	Spike	1 GODINJAK I	Fault		3	8-5	+	Serve	10 LI M	Serve Hit
										Opp error
53	Spike	2 MANKO A	Spike	+	4	9-5		Serve	10 LI M	Serve Hit
								Dig	2 DOU W	Fault
54	Serve	2 MANKO A	Serve Hit							
		T E A M	Fault		3	9-6	+	Spike	11 ZHANG Z	Spike
55	Spike	10 ALIBASIC S	Fault		2	9-7	+	Serve	11 ZHANG Z	Serve Hit
										Opp error
56			Opp error	+	3	10-7		Serve	11 ZHANG Z	Serve Hit
								Dig	9 WANG H	Fault
57	Serve	1 GODINJAK I	Serve Hit							
	Block	5 MEDIC A	Fault		2	10-8	+	Spike	5 GAO H	Spike
58	Block	11 DELALIC S	Kill Block	+	3	11-8		Serve	1 TONG J	Serve Hit
								Dig	5 GAO H	Fault
59	Serve	5 MEDIC A	Serve Hit							
	Spike	11 DELALIC S	Spike	+	4	12-8		Dig	10 LI M	Fault
								Sub	2 DOU W	Out
									8 ZHOU C	In
60	Serve	5 MEDIC A	Serve Hit							
	Block	10 ALIBASIC S	Fault		3	12-9	+	Spike	5 GAO H	Spike
61	Block	6 DURAN M	Kill Block	+	4	13-9		Serve	9 WANG H	Serve Hit
								Dig	1 TONG J	Fault
62	Serve	11 DELALIC S	Serve Hit							
	Block	2 MANKO A	Fault		3	13-10	+	Spike	5 GAO H	Spike
63	Spike	2 MANKO A	Spike	+	4	14-10		Serve	5 GAO H	Serve Hit
								Block	8 ZHOU C	Fault
64	Serve	10 ALIBASIC S	Serve Hit							
	Block	1 GODINJAK I	Kill Block	+	5	15-10		Dig	9 WANG H	Fault
65	Serve	10 ALIBASIC S	Serve Hit							
	Block	2 MANKO A	Kill Block	+	6	16-10		Spike	11 ZHANG Z	Fault
66	Serve	10 ALIBASIC S	Serve Hit							
			Opp error	+	7	17-10		Spike	8 ZHOU C	Fault
67	Serve	10 ALIBASIC S	Aces	+	8	18-10		Block	10 LI M	Fault



PLAY BY PLAY

比赛回合文字播报

SET 2

Rally	BIH - Bosnia & Herzegovina			Lead	Score	Lead	CHN - People's Republic of China		
68	Serve	10 ALIBASIC S	Serve Hit						
	Dig	11 DELALIC S	Fault	7	18-11		+ Spike	10 LI M	Spike
69	Spike	6 DURAN M	Spike +	8	19-11		Serve	8 ZHOU C	Serve Hit
							Dig	8 ZHOU C	Fault
70	Serve	6 DURAN M	Serve Hit						
	Block	1 GODINJAK I	Kill Block +	9	20-11		Spike	1 TONG J	Fault
	TIMEOUT								
71	Serve	6 DURAN M	Serve Hit						
	Block	1 GODINJAK I	Fault	8	20-12		+ Spike	11 ZHANG Z	Spike
72	Spike	2 MANKO A	Fault	7	20-13		Serve	10 LI M	Serve Hit
									Opp error
73	Spike	1 GODINJAK I	Fault	6	20-14		Serve	10 LI M	Serve Hit
									Opp error
74	Spike	5 MEDIC A	Fault	5	20-15		Serve	10 LI M	Serve Hit
									Opp error
75		T E A M	Fault	4	20-16		Serve	10 LI M	Serve Hit
							+ Spike	9 WANG H	Spike
76	Reception	10 ALIBASIC S	Fault	3	20-17		+ Serve	10 LI M	Aces
77	Spike	2 MANKO A	Fault	2	20-18		Serve	10 LI M	Serve Hit
									Opp error
78	Spike	5 MEDIC A	Spike +	3	21-18		Serve	10 LI M	Serve Hit
							Dig	8 ZHOU C	Fault
79	Serve	2 MANKO A	Serve Hit						
	Block	11 DELALIC S	Fault	2	21-19		+ Spike	11 ZHANG Z	Spike
80	Spike	1 GODINJAK I	Spike +	3	22-19		Serve	11 ZHANG Z	Serve Hit
							Dig	11 ZHANG Z	Fault
81	Serve	1 GODINJAK I	Serve Hit						
	Spike	5 MEDIC A	Spike +	4	23-19		Dig	1 TONG J	Fault
	TIMEOUT								
82	Serve	1 GODINJAK I	Serve Hit						
	Block	5 MEDIC A	Fault	3	23-20		+ Spike	5 GAO H	Spike
83			Opp error +	4	24-20		Serve	1 TONG J	Serve Hit
							Spike	9 WANG H	Fault
84	Serve	5 MEDIC A	Serve Hit						
	Spike	10 ALIBASIC S	Fault	3	24-21		+ Block	8 ZHOU C	Kill Block
85	Spike	10 ALIBASIC S	Fault	2	24-22		Serve	9 WANG H	Serve Hit
									Opp error
86	Block	10 ALIBASIC S	Kill Block +	3	25-22		Serve	9 WANG H	Serve Hit
							Spike	8 ZHOU C	Fault

SET 3

Rally	BIH - Bosnia & Herzegovina			Lead	Score	Lead	CHN - People's Republic of China		
87			Opp error +	1	1-0		Serve	1 TONG J	Serve Hit
							Spike	5 GAO H	Fault
88	Serve	5 MEDIC A	Serve Hit						
	Spike	10 ALIBASIC S	Spike +	2	2-0		Block	8 ZHOU C	Fault
89	Serve	5 MEDIC A	Serve Hit						
			Opp error +	3	3-0		Dig	10 LI M	Fault



PLAY BY PLAY

比赛回合文字播报

SET 3

Rally	BIH - Bosnia & Herzegovina			Lead	Score	Lead	CHN - People's Republic of China		
90	Serve	5 MEDIC A	Serve Hit				Spike	5 GAO H	Fault
			Opp error +	4	4-0				
91	Serve	5 MEDIC A	Serve Hit						
	Dig	2 MANKO A	Fault	3	4-1		+ Spike	8 ZHOU C	Spike
92	Spike	8 HAMZIC D	Spike +	4	5-1		Serve	9 WANG H	Serve Hit
							Block	8 ZHOU C	Fault
93	Serve	11 DELALIC S	Serve Hit						
	Dig	1 GODINJAK I	Fault	3	5-2		+ Spike	5 GAO H	Spike
94	Spike	2 MANKO A	Spike +	4	6-2		Serve	5 GAO H	Serve Hit
							Dig	11 ZHANG Z	Fault
95	Serve	10 ALIBASIC S	Fault	3	6-3				Opp error
96	Spike	2 MANKO A	Spike +	4	7-3		Serve	8 ZHOU C	Serve Hit
								T E A M	Fault
97	Serve	8 HAMZIC D	Serve Hit						
	Spike	5 MEDIC A	Spike +	5	8-3		Dig	9 WANG H	Fault
98	Serve	8 HAMZIC D	Serve Hit						
	Dig	5 MEDIC A	Fault	4	8-4				Opp error
99	Spike	1 GODINJAK I	Spike +	5	9-4		Serve	10 LI M	Serve Hit
							Block	9 WANG H	Fault
100	Serve	2 MANKO A	Fault	4	9-5				Opp error
101	Reception	9 JUSUFOVIC H	Fault	3	9-6		+ Serve	11 ZHANG Z	Aces
102	Block	5 MEDIC A	Fault	2	9-7		Serve	11 ZHANG Z	Serve Hit
							+ Spike	9 WANG H	Spike
103			Opp error +	3	10-7		Serve	11 ZHANG Z	Serve Hit
							Spike	5 GAO H	Fault
104	Serve	1 GODINJAK I	Serve Hit						
	Block	11 DELALIC S	Kill Block +	4	11-7		Spike	9 WANG H	Fault
105	Serve	1 GODINJAK I	Serve Hit						
			Opp error +	5	12-7		Spike	11 ZHANG Z	Fault
106	Serve	1 GODINJAK I	Serve Hit						
	Dig	1 GODINJAK I	Fault	4	12-8		+ Spike	5 GAO H	Spike
107	Dig	1 GODINJAK I	Fault	3	12-9		Serve	1 TONG J	Serve Hit
							+ Spike	9 WANG H	Spike
108	Spike	10 ALIBASIC S	Spike +	4	13-9		Serve	1 TONG J	Serve Hit
							Dig	11 ZHANG Z	Fault
109	Serve	5 MEDIC A	Serve Hit						
	Block	10 ALIBASIC S	Kill Block +	5	14-9		Block	5 GAO H	Fault
110	Serve	5 MEDIC A	Serve Hit						
	Spike	10 ALIBASIC S	Spike +	6	15-9		Block	8 ZHOU C	Fault
111	Serve	5 MEDIC A	Serve Hit						
	Block	10 ALIBASIC S	Kill Block +	7	16-9		Block	5 GAO H	Fault
112	Serve	5 MEDIC A	Serve Hit						
	Block	10 ALIBASIC S	Kill Block +	8	17-9		Spike	5 GAO H	Fault
113	Serve	5 MEDIC A	Serve Hit						
	Spike	2 MANKO A	Fault	7	17-10				Opp error
	Sub	5 MEDIC A	Out						
		4 DURMISEVIC E	In						
114	Spike	8 HAMZIC D	Fault	6	17-11		Serve	9 WANG H	Serve Hit
							+ Block	5 GAO H	Kill Block



PLAY BY PLAY

比赛回合文字播报

SET 3

Rally	BIH - Bosnia & Herzegovina			Lead	Score	Lead	CHN - People's Republic of China		
115			Opp error +	7	18-11		Serve	9 WANG H	Serve Hit
							Dig	1 TONG J	Fault
116	Serve	11 DELALIC S	Serve Hit						
	Block	2 MANKO A	Fault	6	18-12	+	Spike	8 ZHOU C	Spike
117			Opp error +	7	19-12		Serve	5 GAO H	Serve Hit
							Spike	8 ZHOU C	Fault
118	Serve	10 ALIBASIC S	Fault	6	19-13	+			Opp error
119			Opp error +	7	20-13		Serve	8 ZHOU C	Fault
	Sub	4 DURMISEVIC E	Out						
		5 MEDIC A	In						
120	Serve	8 HAMZIC D	Serve Hit						
	Block	2 MANKO A	Fault	6	20-14	+	Spike	11 ZHANG Z	Spike
121	Spike	5 MEDIC A	Fault	5	20-15	+	Serve	10 LI M	Serve Hit
									Opp error
122	Spike	2 MANKO A	Spike +	6	21-15		Serve	10 LI M	Serve Hit
							Dig	11 ZHANG Z	Fault
							Sub	8 ZHOU C	Out
								6 LI J	In
123	Serve	2 MANKO A	Serve Hit						
			Opp error +	7	22-15		Spike	11 ZHANG Z	Fault
124	Serve	2 MANKO A	Serve Hit						
	Dig	8 HAMZIC D	Fault	6	22-16	+	Spike	1 TONG J	Spike
125	Block	11 DELALIC S	Kill Block +	7	23-16		Serve	11 ZHANG Z	Fault
							TIMEOUT		
							Sub	6 LI J	Out
								8 ZHOU C	In
126	Serve	1 GODINJAK I	Serve Hit						
	Spike	5 MEDIC A	Spike +	8	24-16		Dig	11 ZHANG Z	Fault
127	Serve	1 GODINJAK I	Fault	7	24-17	+			Opp error
	Sub	1 GODINJAK I	Out						
		3 MEHMEDOVIC E	In						
128	Spike	10 ALIBASIC S	Spike +	8	25-17		Serve	1 TONG J	Serve Hit
							Block	8 ZHOU C	Fault

Legend:

+ Point scored by team **Opp** Opponent **Sub** Substitution



MATCH RESULT

比赛结果表

P2

Match Duration: 57m
Spectators: 1,800

BIH vs CHN
3 vs 0

Team	Sets	1	2	3	Total
BIH	3	25	25	25	75
CHN	0	14	22	17	53
	Playing Time	15m	20m	16m	51m

First Referee: ELHELALY Khaled Nasr Eid (EGY)

Second Referee: PAVIC Ivana (CRO)

BIH - BOSNIA & HERZEGOVINA								
No	C/L	Name	1	2	3	4	5	Pts
1		GODINJAK Ismet	1	6	1			6
2		MANKO Adnan	6	5	6			9
3		MEHMEDOVIC Ejub			1			0
4		DURMISEVIC Esad			5			0
5		MEDIC Asim	2	1	2			5
6		DURAN Mirzet		4				3
7		MAHMIC Zikret						0
8		HAMZIC Dzevad			5			1
9	L	JUSUFOVIC Hidaet	L	L	L			0
10		ALIBASIC Safet	4	3	4			17
11	C	DELALIC Sabahudin	3	2	3			5
12		JUSUFOVIC Ermin	5					3
Head Coach:			HRUSTEMOVIC Mirza (BIH)					
Assistant Coach:			ALIC Nevzet (BIH)					

CHN - CHINA								
No	C/L	Name	1	2	3	4	5	Pts
1		TONG Jiao	1	1	1			1
2		DOU Wencheng		8				0
3	C	HUANG Chunji						0
5		GAO Hui	3	3	3			10
6		LI Ji			8			0
7		WANG Xiao Lang						0
8		ZHOU Canming	4	4	4			4
9		WANG Haidong	2	2	2			6
10		LI Mingfa	5	5	5			6
11		ZHANG Zhongmin	6	6	6			8
12		LI Lei						0
13	L	DING Xiaochao	L	L	L			0
Head Coach:			LIU Fangqing (CHN)					
Assistant Coach:			ZHANG Guiying (CHN)					

TEAM AND PLAYER PERFORMANCES

Won	Total Atts	No	Name
29	91	Total Team	
7	20	10	ALIBASIC Safet
6	16	2	MANKO Adnan
5	15	5	MEDIC Asim
19	69	Total Team	
9	19	10	ALIBASIC Safet
3	12	2	MANKO Adnan
3	9	11	DELALIC Sabahudin
1	73	Total Team	
1	17	10	ALIBASIC Safet
26		Total Team	
75	233	Total Team	
17	56	10	ALIBASIC Safet

Scoring Skills
Spike
Block
Serve
Opp Error
Total
Best Scorer

Won	Total Atts	No	Name
27	103	Total Team	
9	25	5	GAO Hui
7	27	11	ZHANG Zhongmin
5	20	9	WANG Haidong
5	54	Total Team	
2	15	10	LI Mingfa
2	10	8	ZHOU Canming
1	10	5	GAO Hui
3	55	Total Team	
1	14	10	LI Mingfa
1	10	9	WANG Haidong
1	8	11	ZHANG Zhongmin
18		Total Team	
53	212	Total Team	
10	43	5	GAO Hui

Legend:			
Atts	Attempts	C	Team Captain
n	Starting Line-Up where n=starting position on Court (i.e. positions 1 to 6)	L	Libero Player
nn	Substitute where nn=jersey number of out going player	Opp	Opponent
		L	Substitute Libero
		Pts	Points scored



MATCH STATISTICS

比赛技术统计

P3

Match Duration: 57m
Spectators: 1,800




BIH vs CHN
3 vs 0

Team	Sets	1	2	3	Total
BIH	3	25	25	25	75
CHN	0	14	22	17	53
Playing Time		15m	20m	16m	51m

First Referee: ELHELALY Khaled Nasr Eid (EGY)

Second Referee: PAVIC Ivana (CRO)

BIH - BOSNIA & HERZEGOVINA

Scoring Spikers	Rk	No	Name	Spikes	Faults	Shots	Total Attempts	Eff %
	1	5	MEDIC Asim	5	2	8	15	20.00
	2	1	GODINJAK Ismet	4	2	9	15	13.33
	3	2	MANKO Adnan	6	4	6	16	12.50
	4	10	ALIBASIC Safet	7	5	8	20	10.00
		11	DELALIC Sabahudin	2	-	9	11	
		6	DURAN Mirzet	2	-	4	6	
		12	JUSUFOVIC Ermin	2	2	2	6	
		8	HAMZIC Dzevad	1	1	-	2	
		3	MEHMEDOVIĆ Ejub	-	-	-	-	
		4	DURMISEVIĆ Esad	-	-	-	-	
		7	MAHMIC Zikret	-	-	-	-	
		9	JUSUFOVIC Hidaet	-	-	-	-	
	Limit	15.00 %						
Team Totals				29	16	46	91	14.29
Scoring Blockers	Rk	No	Name	Kill Blocks	Faults	Rebounds	Total Attempts	Avg by Set
	1	10	ALIBASIC Safet	9	2	8	19	3.00
	2	2	MANKO Adnan	3	4	5	12	1.00
	2	11	DELALIC Sabahudin	3	1	5	9	1.00
	4	1	GODINJAK Ismet	2	1	7	10	0.67
	5	6	DURAN Mirzet	1	1	3	5	0.33
	5	12	JUSUFOVIC Ermin	1	-	2	3	0.33
	7	5	MEDIC Asim	-	4	4	8	0.00
	7	8	HAMZIC Dzevad	-	-	3	3	0.00
		3	MEHMEDOVIĆ Ejub	-	-	-	-	
		4	DURMISEVIĆ Esad	-	-	-	-	
		7	MAHMIC Zikret	-	-	-	-	
		9	JUSUFOVIC Hidaet	-	-	-	-	
	Team Totals				19	13	37	69
Scoring Servers	Rk	No	Name	Aces	Faults	Serve Hits	Total Attempts	Avg by Set
	1	10	ALIBASIC Safet	1	2	14	17	0.33
	2	5	MEDIC Asim	-	1	20	21	0.00
	2	1	GODINJAK Ismet	-	1	11	12	0.00
	2	2	MANKO Adnan	-	1	6	7	0.00
	2	11	DELALIC Sabahudin	-	1	6	7	0.00
	2	6	DURAN Mirzet	-	-	4	4	0.00
	2	8	HAMZIC Dzevad	-	-	3	3	0.00
	2	12	JUSUFOVIC Ermin	-	-	2	2	0.00
		3	MEHMEDOVIĆ Ejub	-	-	-	-	
		4	DURMISEVIĆ Esad	-	-	-	-	
		7	MAHMIC Zikret	-	-	-	-	
		9	JUSUFOVIC Hidaet	-	-	-	-	
	Team Totals				1	6	66	73
Team	Opponent Errors & Team Faults			26	2			



MATCH STATISTICS

比赛技术统计

P3

Match Duration: 57m
Spectators: 1,800




BIH vs CHN
3 vs 0

Team	Sets	1	2	3	Total
BIH	3	25	25	25	75
CHN	0	14	22	17	53
Playing Time		15m	20m	16m	51m

First Referee: ELHELALY Khaled Nasr Eid (EGY)

Second Referee: PAVIC Ivana (CRO)

BIH - BOSNIA & HERZEGOVINA

Non-scoring Diggers		Rk	No	Name	Digs	Faults	Receptions	Total Attempts	Avg by Set
	1	11	DELALIC Sabahudin	14	1	4	19	4.67	
	2	2	MANKO Adnan	9	2	4	15	3.00	
	2	5	MEDIC Asim	9	1	3	13	3.00	
	4	1	GODINJAK Ismet	7	5	3	15	2.33	
	5	10	ALIBASIC Safet	6	2	4	12	2.00	
	6	9	JUSUFOVIC Hidaet	5	-	-	5	1.67	
	7	8	HAMZIC Dzevad	3	1	-	4	1.00	
	8	12	JUSUFOVIC Ermin	2	1	-	3	0.67	
	9	6	DURAN Mirzet	1	-	1	2	0.33	
		3	MEHMEDOVIC Ejub	-	-	-	-	-	
	4	DURMISEVIC Esad	-	-	-	-	-		
	7	MAHMIC Zikret	-	-	-	-	-		
Team Totals				56	13	19	88	18.67	
Non-scoring Setters		Rk	No	Name	Running Sets	Faults	Still Sets	Total Attempts	Avg by Set
	1	11	DELALIC Sabahudin	4	-	45	49	1.33	
	2	2	MANKO Adnan	-	-	11	11	0.00	
	2	1	GODINJAK Ismet	-	-	4	4	0.00	
	2	10	ALIBASIC Safet	-	-	4	4	0.00	
	2	5	MEDIC Asim	-	-	3	3	0.00	
	2	8	HAMZIC Dzevad	-	-	3	3	0.00	
	2	6	DURAN Mirzet	-	-	1	1	0.00	
	2	12	JUSUFOVIC Ermin	-	-	1	1	0.00	
		3	MEHMEDOVIC Ejub	-	-	-	-	-	
		4	DURMISEVIC Esad	-	-	-	-	-	
	7	MAHMIC Zikret	-	-	-	-	-		
	9	JUSUFOVIC Hidaet	-	-	-	-	-		
Team Totals				4	-	72	76	1.33	
Non-scoring Receivers		Rk	No	Name	Excellents	Faults	Serve Receptions	Total Attempts	Succ %
	1	2	MANKO Adnan	12	-	-	12	100.00	
		1	GODINJAK Ismet	8	-	1	9		
		9	JUSUFOVIC Hidaet	6	1	1	8		
		10	ALIBASIC Safet	7	1	-	8		
		8	HAMZIC Dzevad	3	-	-	3		
		5	MEDIC Asim	1	1	-	2		
		3	MEHMEDOVIC Ejub	1	-	-	1		
		4	DURMISEVIC Esad	1	-	-	1		
		12	JUSUFOVIC Ermin	1	-	-	1		
		6	DURAN Mirzet	-	-	-	-		
		7	MAHMIC Zikret	-	-	-	-		
Limit		11	DELALIC Sabahudin	-	-	-	-		
Team Totals				40	3	2	45	88.89	

Legend:	Avg	Eff%	Rk	Succ %
	Average	Efficiency	Rank	Success %



MATCH STATISTICS

比赛技术统计

P3

Match Duration: 57m
Spectators: 1,800




BIH vs CHN
3 vs 0

Team	Sets	1	2	3	Total
BIH	3	25	25	25	75
CHN	0	14	22	17	53
Playing Time		15m	20m	16m	51m

First Referee: ELHELALY Khaled Nasr Eid (EGY)

Second Referee: PAVIC Ivana (CRO)

CHN - CHINA

Scoring Spikers	Rk	No	Name	Spikes	Faults	Shots	Total Attempts	Eff %
	1	5	GAO Hui	9	7	9	25	8.00
	2	11	ZHANG Zhongmin	7	5	15	27	7.41
	3	9	WANG Haidong	5	4	11	20	5.00
		8	ZHOU Canming	2	8	5	15	
		10	LI Mingfa	3	-	8	11	
		1	TONG Jiao	1	1	3	5	
		2	DOU Wencheng	-	-	-	-	
		3	HUANG Chunji	-	-	-	-	
		6	LI Ji	-	-	-	-	
		7	WANG Xiao Lang	-	-	-	-	
		12	LI Lei	-	-	-	-	
		13	DING Xiaochao	-	-	-	-	
	Limit							
15.00 %	Team Totals			27	25	51	103	1.94
Scoring Blockers	Rk	No	Name	Kill Blocks	Faults	Rebounds	Total Attempts	Avg by Set
	1	10	LI Mingfa	2	3	10	15	0.67
	1	8	ZHOU Canming	2	7	1	10	0.67
	3	5	GAO Hui	1	2	7	10	0.33
	4	9	WANG Haidong	-	2	7	9	0.00
	4	11	ZHANG Zhongmin	-	-	5	5	0.00
	4	1	TONG Jiao	-	-	3	3	0.00
	4	2	DOU Wencheng	-	1	1	2	0.00
		3	HUANG Chunji	-	-	-	-	
		6	LI Ji	-	-	-	-	
		7	WANG Xiao Lang	-	-	-	-	
		12	LI Lei	-	-	-	-	
		13	DING Xiaochao	-	-	-	-	
		Team Totals			5	15	34	54
Scoring Servers	Rk	No	Name	Aces	Faults	Serve Hits	Total Attempts	Avg by Set
	1	10	LI Mingfa	1	1	12	14	0.33
	1	9	WANG Haidong	1	-	9	10	0.33
	1	11	ZHANG Zhongmin	1	2	5	8	0.33
	4	1	TONG Jiao	-	-	9	9	0.00
	4	5	GAO Hui	-	-	8	8	0.00
	4	8	ZHOU Canming	-	2	3	5	0.00
	4	2	DOU Wencheng	-	-	1	1	0.00
		3	HUANG Chunji	-	-	-	-	
		6	LI Ji	-	-	-	-	
		7	WANG Xiao Lang	-	-	-	-	
		12	LI Lei	-	-	-	-	
		13	DING Xiaochao	-	-	-	-	
		Team Totals			3	5	47	55
Team	Opponent Errors & Team Faults			18	3			



MATCH STATISTICS

比赛技术统计

P3

Match Duration: 57m
Spectators: 1,800




BIH vs CHN
3 vs 0

Team	Sets	1	2	3	Total
BIH	3	25	25	25	75
CHN	0	14	22	17	53
Playing Time		15m	20m	16m	51m

First Referee: ELHELALY Khaled Nasr Eid (EGY)

Second Referee: PAVIC Ivana (CRO)

CHN - CHINA

Non-scoring Diggers		Rk	No	Name	Digs	Faults	Receptions	Total Attempts	Avg by Set
	1	8	ZHOU Canming	10	5	1	16	3.33	
	2	1	TONG Jiao	9	6	6	21	3.00	
	3	11	ZHANG Zhongmin	8	5	7	20	2.67	
	3	9	WANG Haidong	8	3	-	11	2.67	
	5	10	LI Mingfa	5	5	3	13	1.67	
	6	5	GAO Hui	4	1	-	5	1.33	
	7	2	DOU Wencheng	1	1	-	2	0.33	
		3	HUANG Chunji	-	-	-	-	-	
		6	LI Ji	-	-	-	-	-	
		7	WANG Xiao Lang	-	-	-	-	-	
		12	LI Lei	-	-	-	-	-	
		13	DING Xiaochao	-	-	-	-	-	
	Team Totals				45	26	17	88	15.00
Non-scoring Setters		Rk	No	Name	Running Sets	Faults	Still Sets	Total Attempts	Avg by Set
	1	1	TONG Jiao	8	-	61	69	2.67	
	2	8	ZHOU Canming	-	-	9	9	0.00	
	2	11	ZHANG Zhongmin	-	-	5	5	0.00	
	2	9	WANG Haidong	-	-	4	4	0.00	
	2	5	GAO Hui	-	-	3	3	0.00	
	2	6	LI Ji	-	-	2	2	0.00	
	2	10	LI Mingfa	-	-	1	1	0.00	
		2	DOU Wencheng	-	-	-	-	-	
		3	HUANG Chunji	-	-	-	-	-	
		7	WANG Xiao Lang	-	-	-	-	-	
		12	LI Lei	-	-	-	-	-	
		13	DING Xiaochao	-	-	-	-	-	
	Team Totals				8	-	85	93	2.67
Non-scoring Receivers		Rk	No	Name	Excellents	Faults	Serve Receptions	Total Attempts	Succ %
	1	8	ZHOU Canming	14	-	-	14	100.00	
		10	LI Mingfa	11	1	-	12	-	
		11	ZHANG Zhongmin	11	-	-	11	-	
		5	GAO Hui	6	-	-	6	-	
		2	DOU Wencheng	5	-	-	5	-	
		9	WANG Haidong	5	-	-	5	-	
		1	TONG Jiao	1	-	-	1	-	
		3	HUANG Chunji	-	-	-	-	-	
		6	LI Ji	-	-	-	-	-	
		7	WANG Xiao Lang	-	-	-	-	-	
		12	LI Lei	-	-	-	-	-	
		13	DING Xiaochao	-	-	-	-	-	
	Team Totals				53	1	-	54	98.15
Limit		25.00 %							

Legend:	Avg	Eff%	Efficiency	Rk	Rank	Succ %	Success %
---------	-----	------	------------	----	------	--------	-----------



START LIST

参赛名单

RUS vs CHN

P1

First Referee: MARCOUX France (CAN)

Second Referee: FIROUZI Ebrahim (IRI)

RUS - RUSSIAN FEDERATION Uniform Colour: BLUE

No	C/L	Name	Sport Class	Date of Birth	Tournament Totals				
					Spike	Block	Serve	Total	%
1		BUKIN Tanatkan	D	15 JAN 1967	0	0	0	0	0.00
2		POZDEEV Sergey	D	9 AUG 1979	0	0	0	0	0.00
3		MILENIN Viktor	D	21 NOV 1987	0	0	0	0	0.00
4	C	YAKUNIN Sergey	D	27 FEB 1961	0	0	0	0	0.00
5		UPOROV Sergey	D	20 JUN 1972	0	0	0	0	0.00
6	L	VOLKOV Alexey	D	14 MAR 1983	0	0	0	0	0.00
7		GORDIYENKO Dmitriy	D	17 OCT 1975	0	0	0	0	0.00
8		KUZOVNIKOV Evgeny	D	22 DEC 1970	0	0	0	0	0.00
9		LAVRINOVICH Andrey	D	4 DEC 1976	0	0	0	0	0.00
10		BAYCHIK Alexander	D	15 APR 1982	0	0	0	0	0.00
11		TIMCHENKO Maksim	D	26 JUL 1980	0	0	0	0	0.00
12		SAVICHEV Alexander	D	11 MAR 1989	0	0	0	0	0.00
Head Coach: D'YAKOV Victor (RUS)			Assistant: SEMENKINA Liudmila (RUS)						

CHN - CHINA Uniform Colour: WHITE

No	C/L	Name	Sport Class	Date of Birth	Tournament Totals				
					Spike	Block	Serve	Total	%
1		TONG Jiao	D	18 AUG 1974	1	0	0	1	2.86
2		DOU Wencheng	D	5 AUG 1983	0	0	0	0	0.00
3	C	HUANG Chunji	D	11 FEB 1978	0	0	0	0	0.00
5		GAO Hui	D	7 SEP 1987	9	1	0	10	28.57
6		LI Ji	D	12 AUG 1985	0	0	0	0	0.00
7		WANG Xiao Lang	D	15 AUG 1980	0	0	0	0	0.00
8		ZHOU Canming	D	3 MAR 1982	2	2	0	4	11.43
9		WANG Haidong	D	30 JAN 1980	5	0	1	6	17.14
10		LI Mingfa	D	17 DEC 1984	3	2	1	6	17.14
11		ZHANG Zhongmin	MD	25 AUG 1978	7	0	1	8	22.86
12		LI Lei	MD	23 MAR 1991	0	0	0	0	0.00
13	L	DING Xiaochao	D	13 JUL 1987	0	0	0	0	0.00
Head Coach: LIU Fangqing (CHN)			Assistant: ZHANG Guiying (CHN)						

Results in these
Olympic Games

Phase	Opponent	Sets	Points per Set
Preliminary-Pool A	BIH	0 - 3	14-25, 22-25, 17-25

Legend:	%	Percent of total team scoring	C	Team Captain	L	Libero Player
---------	---	-------------------------------	---	--------------	---	---------------



PLAY BY PLAY

比赛回合文字播报

Match Duration: 1h07m
Spectators: 2,000

RUS vs CHN
3 vs 0

Team	Sets	1	2	3	Total
RUS	3	25	25	25	75
CHN	0	22	22	23	67
	Playing Time	20m	21m	20m	1h01m

First Referee: MARCOUX France (CAN)

Second Referee: FIROUZI Ebrahim (IRI)

SET 1

Rally	RUS - Russian Federation			Lead	Score	Lead	CHN - People's Republic of China				
1	Serve	9 LAVRINOVICH A	Serve Hit								
	Dig	12 SAVICHEV A	Fault		0-1	1	+	Spike	8 ZHOU C	Spike	
2			Opp error	+		1-1		Serve	9 WANG H	Serve Hit	
								Spike	5 GAO H	Fault	
3	Serve	3 MILENIN V	Fault			1-2	1	+		Opp error	
4	Spike	12 SAVICHEV A	Spike	+		2-2		Serve	5 GAO H	Serve Hit	
								Block	8 ZHOU C	Fault	
5	Serve	4 YAKUNIN S	Serve Hit								
			Opp error	+	1	3-2		Spike	11 ZHANG Z	Fault	
6	Serve	4 YAKUNIN S	Serve Hit								
			Opp error	+	2	4-2		Spike	11 ZHANG Z	Fault	
7	Serve	4 YAKUNIN S	Serve Hit								
	Block	12 SAVICHEV A	Kill Block	+	3	5-2		Spike	10 LI M	Fault	
8	Serve	4 YAKUNIN S	Serve Hit								
	Dig	10 BAYCHIK A	Fault		2	5-3		+	Spike	11 ZHANG Z	Spike
9	Block	12 SAVICHEV A	Kill Block	+	3	6-3		Serve	8 ZHOU C	Fault	
	Serve	7 GORDIYENKO D	Serve Hit								
10			Opp error	+	4	7-3		Spike	10 LI M	Fault	
	Serve	7 GORDIYENKO D	Serve Hit								
11	Block	10 BAYCHIK A	Kill Block	+	5	8-3		Spike	11 ZHANG Z	Fault	
	Serve	7 GORDIYENKO D	Serve Hit								
12	Block	12 SAVICHEV A	Fault		4	8-4		+	Spike	11 ZHANG Z	Spike
								Serve	10 LI M	Serve Hit	
13	Set	4 YAKUNIN S	Fault		3	8-5		+		Opp error	
								Serve	10 LI M	Serve Hit	
14	Dig	10 BAYCHIK A	Fault		2	8-6		+	Block	11 ZHANG Z	Kill Block
								Serve	10 LI M	Serve Hit	
15	Spike	10 BAYCHIK A	Spike	+	3	9-6			T E A M	Fault	
	Serve	12 SAVICHEV A	Serve Hit								
16	Block	3 MILENIN V	Kill Block	+	4	10-6		Block	1 TONG J	Fault	
	Serve	12 SAVICHEV A	Serve Hit								
17	Spike	3 MILENIN V	Fault		3	10-7		+		Opp error	
								Serve	11 ZHANG Z	Serve Hit	
18	Spike	3 MILENIN V	Fault		2	10-8		+	Spike	1 TONG J	Spike
			Opp error	+	3	11-8		Serve	11 ZHANG Z	Fault	
19	Serve	10 BAYCHIK A	Serve Hit								
	Spike	3 MILENIN V	Fault		2	11-9		+		Opp error	
20								Serve	1 TONG J	Serve Hit	
			Opp error	+	3	12-9		Spike	8 ZHOU C	Fault	



PLAY BY PLAY

比赛回合文字播报

SET 1

Rally	RUS - Russian Federation			Lead	Score	Lead	CHN - People's Republic of China		
22	Serve	9 LAVRINOVICH A	Serve Hit						
	Block	3 MILENIN V	Fault	2	12-10		+		Opp error
23							Serve	9 WANG H	Serve Hit
	Spike	3 MILENIN V	Spike +	3	13-10		Block	8 ZHOU C	Fault
24	Serve	3 MILENIN V	Serve Hit						
	Block	4 YAKUNIN S	Fault	2	13-11		+	Spike	10 LI M
25							Serve	5 GAO H	Serve Hit
	Spike	12 SAVICHEV A	Fault	1	13-12		+		Opp error
26							+	Serve	5 GAO H
	Block	7 GORDIYENKO D	Fault		13-13				Aces
27							Serve	5 GAO H	Serve Hit
	Spike	12 SAVICHEV A	Fault		13-14	1	+		Opp error
28							Serve	5 GAO H	Serve Hit
	Dig	9 LAVRINOVICH A	Fault		13-15	2	+	Spike	11 ZHANG Z
29							+	Serve	5 GAO H
	Reception	9 LAVRINOVICH A	Fault		13-16	3			Aces
30							Serve	5 GAO H	Serve Hit
	Spike	7 GORDIYENKO D	Spike +		14-16	2		T E A M	Fault
31									
	Serve	4 YAKUNIN S	Serve Hit		15-16	1	Set	1 TONG J	Fault
32									
	Spike	7 GORDIYENKO D	Spike +		16-16		Dig	8 ZHOU C	Fault
33									
	Serve	4 YAKUNIN S	Serve Hit		17-16	1	Spike	11 ZHANG Z	Fault
34									
	Serve	4 YAKUNIN S	Serve Hit		18-16	2	Set	1 TONG J	Fault
35									
	Block	10 BAYCHIK A	Fault	1	18-17		+	Spike	8 ZHOU C
36									
				2	19-17		Serve	8 ZHOU C	Fault
37									
	Serve	7 GORDIYENKO D	Serve Hit		20-17		Spike	10 LI M	Fault
38									
	Block	9 LAVRINOVICH A	Kill Block +	3	20-17				TIMEOUT
39									
	Serve	7 GORDIYENKO D	Serve Hit		20-18		+	Spike	11 ZHANG Z
40									
	Block	12 SAVICHEV A	Fault	2	20-18		+	Spike	11 ZHANG Z
41									
	Spike	9 LAVRINOVICH A	Fault	1	20-19		+		Opp error
42									
	Serve	10 BAYCHIK A	Serve Hit		21-19		Serve	10 LI M	Serve Hit
43									
	Spike	10 BAYCHIK A	Spike +	2	21-19		T E A M		Fault
44									
	Serve	12 SAVICHEV A	Serve Hit		22-19		Spike	11 ZHANG Z	Fault
45									
	Block	10 BAYCHIK A	Fault	2	22-20		+	Spike	9 WANG H
46									
				3	23-20		Serve	11 ZHANG Z	Fault
47									
	Serve	10 BAYCHIK A	Serve Hit		23-21		+	Block	9 WANG H
48									
	Spike	3 MILENIN V	Fault	2	23-21		+	Block	9 WANG H
49									
	Serve	9 LAVRINOVICH A	Serve Hit		24-21		Serve	1 TONG J	Serve Hit
50									
	Block	3 MILENIN V	Fault	2	24-22		Block	5 GAO H	Fault
51									
	Serve	9 LAVRINOVICH A	Serve Hit		24-22		+	Spike	5 GAO H
52									
	Block	3 MILENIN V	Fault	2	24-22		+	Serve	9 WANG H
53									
	Serve	9 LAVRINOVICH A	Serve Hit		25-22		Serve	9 WANG H	Serve Hit
54									
	Spike	3 MILENIN V	Spike +	3	25-22		T E A M		Fault



PLAY BY PLAY

比赛回合文字播报

SET 2

Rally	RUS - Russian Federation				Lead	Score	Lead	CHN - People's Republic of China		
								Serve	1 TONG J	Serve Hit
48	Spike	7 GORDIYENKO D	Spike	+	1	1-0		Block	9 WANG H	Fault
49	Serve	3 MILENIN V	Fault			1-1		+		Opp error
								Serve	9 WANG H	Serve Hit
50	Spike	12 SAVICHEV A	Spike	+	1	2-1		Block	5 GAO H	Fault
	Serve	4 YAKUNIN S	Serve Hit							
51	Spike	7 GORDIYENKO D	Fault			2-2		+	Block	5 GAO H
										Kill Block
52	Block	12 SAVICHEV A	Kill Block	+	1	3-2		Serve	5 GAO H	Serve Hit
								Dig	1 TONG J	Fault
53	Serve	7 GORDIYENKO D	Serve Hit							
								+		Opp error
54	Spike	9 LAVRINOVICH A	Spike	+	3	5-2		Spike	11 ZHANG Z	Fault
	Serve	7 GORDIYENKO D	Serve Hit							
55	Spike	10 BAYCHIK A	Fault					+	Dig	5 GAO H
	Block	7 GORDIYENKO D	Serve Hit							Fault
56	Spike	10 BAYCHIK A	Spike	+	3	6-3		+	Spike	11 ZHANG Z
										Spike
57	Serve	12 SAVICHEV A	Serve Hit					Serve	8 ZHOU C	Serve Hit
	Spike	3 MILENIN V	Fault					Dig	5 GAO H	Fault
								+		Opp error
58	Spike	3 MILENIN V	Spike	+	3	7-4		Serve	10 LI M	Serve Hit
								Dig	5 GAO H	Fault
59	Serve	10 BAYCHIK A	Serve Hit							
	Spike	4 YAKUNIN S	Spike	+	4	8-4			T E A M	Fault
	Serve	10 BAYCHIK A	Serve Hit							
60	Spike	9 LAVRINOVICH A	Fault					+		Opp error
61	Block	3 MILENIN V	Fault					Serve	11 ZHANG Z	Serve Hit
								+	Spike	9 WANG H
										Spike
62	Spike	9 LAVRINOVICH A	Fault					Serve	11 ZHANG Z	Serve Hit
								+	Block	9 WANG H
										Kill Block
63			Opp error	+	2	9-7		Serve	11 ZHANG Z	Fault
	Serve	9 LAVRINOVICH A	Serve Hit							
64	Spike	3 MILENIN V	Spike	+	3	10-7		Block	9 WANG H	Fault
	Serve	9 LAVRINOVICH A	Serve Hit							
65	Block	3 MILENIN V	Kill Block	+	4	11-7		Dig	8 ZHOU C	Fault
	Serve	9 LAVRINOVICH A	Serve Hit							
66	Block	3 MILENIN V	Fault					+	Spike	9 WANG H
										Spike
67	Spike	3 MILENIN V	Spike	+	4	12-8		Serve	1 TONG J	Serve Hit
								Block	5 GAO H	Fault
68	Serve	3 MILENIN V	Aces	+	5	13-8		Reception	11 ZHANG Z	Fault
										TIMEOUT
69	Serve	3 MILENIN V	Aces	+	6	14-8		Reception	11 ZHANG Z	Fault
	Serve	3 MILENIN V	Serve Hit							
70			Opp error	+	7	15-8		Spike	8 ZHOU C	Fault
	Serve	3 MILENIN V	Fault					+		Opp error
71										
72			Opp error	+	7	16-9		Serve	9 WANG H	Fault
	Serve	4 YAKUNIN S	Serve Hit							
73	Spike	10 BAYCHIK A	Spike	+	8	17-9		Block	5 GAO H	Fault
	Serve	4 YAKUNIN S	Serve Hit							
74	Block	12 SAVICHEV A	Fault					+	Spike	8 ZHOU C
										Spike



PLAY BY PLAY

比赛回合文字播报

SET 2

Rally	RUS - Russian Federation				Lead	Score	Lead	CHN - People's Republic of China			
								Serve	5 GAO H		Serve Hit
75	Spike	7 GORDIYENKO D	Spike	+	8	18-10		Block	11 ZHANG Z		Fault
	Serve	7 GORDIYENKO D	Serve Hit								
76	Block	12 SAVICHEV A	Fault		7	18-11	+	Spike	10 LI M		Spike
								Serve	8 ZHOU C		Serve Hit
77	Spike	9 LAVRINOVICH A	Fault		6	18-12	+	Block	10 LI M		Kill Block
								Serve	8 ZHOU C		Serve Hit
78	Spike	10 BAYCHIK A	Spike	+	7	19-12		Block	11 ZHANG Z		Fault
	Serve	12 SAVICHEV A	Serve Hit								
79	Spike	9 LAVRINOVICH A	Spike	+	8	20-12		Dig	9 WANG H		Fault
	Serve	12 SAVICHEV A	Serve Hit								
80	Spike	9 LAVRINOVICH A	Fault		7	20-13	+				Opp error
								Serve	10 LI M		Serve Hit
81	Spike	12 SAVICHEV A	Fault		6	20-14	+				Opp error
								Serve	10 LI M		Serve Hit
82	Block	9 LAVRINOVICH A	Fault		5	20-15	+	Spike	11 ZHANG Z		Spike
								Serve	10 LI M		Serve Hit
83	Spike	3 MILENIN V	Fault		4	20-16	+				Opp error
	TIMEOUT										
								Serve	10 LI M		Serve Hit
84	Block	10 BAYCHIK A	Fault		3	20-17	+	Spike	1 TONG J		Spike
								Serve	10 LI M		Serve Hit
85	Spike	3 MILENIN V	Spike	+	4	21-17		Dig	8 ZHOU C		Fault
	Serve	10 BAYCHIK A	Serve Hit								
86	Block	4 YAKUNIN S	Fault		3	21-18	+	Spike	9 WANG H		Spike
								Serve	11 ZHANG Z		Serve Hit
87	Spike	3 MILENIN V	Spike	+	4	22-18		Block	9 WANG H		Fault
	Serve	9 LAVRINOVICH A	Serve Hit								
88	Block	4 YAKUNIN S	Fault		3	22-19	+	Spike	9 WANG H		Spike
								Serve	1 TONG J		Serve Hit
89	Spike	3 MILENIN V	Spike	+	4	23-19		Dig	1 TONG J		Fault
	TIMEOUT										
	Serve	3 MILENIN V	Serve Hit								
90	Dig	10 BAYCHIK A	Fault		3	23-20	+	Spike	8 ZHOU C		Spike
								Serve	9 WANG H		Serve Hit
91	Spike	12 SAVICHEV A	Fault		2	23-21	+				Opp error
								Serve	9 WANG H		Serve Hit
92			Opp error	+	3	24-21		Dig	1 TONG J		Fault
	Serve	4 YAKUNIN S	Serve Hit								
93	Block	12 SAVICHEV A	Fault		2	24-22	+	Spike	5 GAO H		Spike
								Serve	5 GAO H		Serve Hit
94	Spike	10 BAYCHIK A	Spike	+	3	25-22			T E A M		Fault

SET 3

Rally	RUS - Russian Federation				Lead	Score	Lead	CHN - People's Republic of China			
	Serve	9 LAVRINOVICH A	Serve Hit								
95		T E A M	Fault			0-1	1	+	Spike	10 LI M	Spike
								Serve	9 WANG H		Serve Hit
96			Opp error	+		1-1		Spike	8 ZHOU C		Fault



PLAY BY PLAY

比赛回合文字播报

SET 3

Rally	RUS - Russian Federation			Lead	Score	Lead	CHN - People's Republic of China		
	Serve	3 MILENIN V	Serve Hit						
97	Spike	3 MILENIN V	Fault		1-2	1	+ Block	8 ZHOU C	Kill Block
98	Block	12 SAVICHEV A	Kill Block +		2-2		Serve	5 GAO H	Fault
	Serve	4 YAKUNIN S	Serve Hit						
99	Spike	7 GORDIYENKO D	Fault		2-3	1	+		Opp error
							Serve	8 ZHOU C	Serve Hit
100	Dig	12 SAVICHEV A	Fault		2-4	2	+ Block	11 ZHANG Z	Kill Block
							Serve	8 ZHOU C	Serve Hit
101	Spike	12 SAVICHEV A	Spike +		3-4	1	Block	1 TONG J	Fault
	Serve	7 GORDIYENKO D	Serve Hit						
102	Spike	9 LAVRINOVICH A	Spike +		4-4		Block	1 TONG J	Fault
	Serve	7 GORDIYENKO D	Serve Hit						
103	Dig	3 MILENIN V	Fault		4-5	1	+ Spike	1 TONG J	Spike
							Serve	10 LI M	Serve Hit
104	Dig	7 GORDIYENKO D	Fault		4-6	2	+		Opp error
							Serve	10 LI M	Serve Hit
105	Spike	10 BAYCHIK A	Spike +		5-6	1		T E A M	Fault
	Serve	12 SAVICHEV A	Serve Hit						
106	Block	3 MILENIN V	Fault		5-7	2	+ Spike	11 ZHANG Z	Spike
							Serve	11 ZHANG Z	Serve Hit
107	Spike	3 MILENIN V	Fault		5-8	3	+		Opp error
							Serve	11 ZHANG Z	Serve Hit
108			Opp error +		6-8	2	Spike	5 GAO H	Fault
	Serve	10 BAYCHIK A	Serve Hit						
109	Dig	12 SAVICHEV A	Fault		6-9	3	+ Spike	11 ZHANG Z	Spike
							Serve	1 TONG J	Serve Hit
110	Spike	3 MILENIN V	Spike +		7-9	2	Block	9 WANG H	Fault
	Serve	9 LAVRINOVICH A	Serve Hit						
111	Block	4 YAKUNIN S	Fault		7-10	3	+ Spike	9 WANG H	Spike
							Serve	9 WANG H	Serve Hit
112	Spike	3 MILENIN V	Spike +		8-10	2		T E A M	Fault
	Serve	3 MILENIN V	Serve Hit						
113	Block	12 SAVICHEV A	Fault		8-11	3	+		Opp error
							Serve	5 GAO H	Serve Hit
114	Spike	7 GORDIYENKO D	Spike +		9-11	2	Block	11 ZHANG Z	Fault
	Serve	4 YAKUNIN S	Serve Hit						
115	Block	12 SAVICHEV A	Fault		9-12	3	+ Spike	8 ZHOU C	Spike
							Serve	8 ZHOU C	Serve Hit
116			Opp error +		10-12	2	Spike	10 LI M	Fault
	Serve	7 GORDIYENKO D	Serve Hit						
117	Dig	7 GORDIYENKO D	Fault		10-13	3	+ Spike	11 ZHANG Z	Spike
							Serve	10 LI M	Serve Hit
118	Spike	10 BAYCHIK A	Spike +		11-13	2		T E A M	Fault
	Serve	12 SAVICHEV A	Serve Hit						
119	Block	9 LAVRINOVICH A	Kill Block +		12-13	1	Spike	11 ZHANG Z	Fault
									TIMEOUT
	Serve	12 SAVICHEV A	Serve Hit						
120	Block	10 BAYCHIK A	Fault		12-14	2	+ Spike	9 WANG H	Spike



PLAY BY PLAY

比赛回合文字播报

SET 3

Rally	RUS - Russian Federation			Lead	Score	Lead	CHN - People's Republic of China			
121	Spike	9 LAVRINOVICH A	Fault		12-15	3	+	Serve	11 ZHANG Z	Serve Hit
										Opp error
122	Dig	10 BAYCHIK A	Fault		12-16	4	+	Serve	11 ZHANG Z	Serve Hit
								Block	9 WANG H	Kill Block
123	Spike	3 MILENIN V	Spike	+	13-16	3		Serve	11 ZHANG Z	Serve Hit
								Block	1 TONG J	Fault
124	Serve	10 BAYCHIK A	Serve Hit							
	Dig	6 VOLKOV A	Fault		13-17	4	+	Spike	11 ZHANG Z	Spike
125	Block	3 MILENIN V	Kill Block	+	14-17	3		Serve	1 TONG J	Serve Hit
								Block	8 ZHOU C	Fault
126	Serve	9 LAVRINOVICH A	Serve Hit							
	Block	3 MILENIN V	Kill Block	+	15-17	2		Spike	9 WANG H	Fault
127	Serve	9 LAVRINOVICH A	Serve Hit							
	Dig	10 BAYCHIK A	Fault		15-18	3	+	Spike	8 ZHOU C	Spike
128	Spike	7 GORDIYENKO D	Spike	+	16-18	2		Serve	9 WANG H	Serve Hit
								Block	5 GAO H	Fault
129	Serve	3 MILENIN V	Serve Hit							
			Opp error	+	17-18	1		Spike	8 ZHOU C	Fault
130	Serve	3 MILENIN V	Serve Hit							
	Block	12 SAVICHEV A	Kill Block	+	18-18			Dig	1 TONG J	Fault
131	Serve	3 MILENIN V	Serve Hit							
	Spike	7 GORDIYENKO D	Spike	+	1	19-18		Dig	10 LI M	Fault
132	Serve	3 MILENIN V	Serve Hit							
			Opp error	+	2	20-18		Spike	11 ZHANG Z	Fault
								Sub	1 TONG J	Out
									6 LI J	In
133	Serve	3 MILENIN V	Serve Hit							
	Spike	4 YAKUNIN S	Spike	+	3	21-18		Block	10 LI M	Fault
134	Serve	3 MILENIN V	Serve Hit							
	Dig	10 BAYCHIK A	Fault		2	21-19		+	Spike	5 GAO H
										Spike
135	Serve	3 MILENIN V	Serve Hit					Serve	5 GAO H	Serve Hit
	Spike	7 GORDIYENKO D	Fault		1	21-20		+		Opp error
136	Serve	3 MILENIN V	Serve Hit					Serve	5 GAO H	Serve Hit
	Spike	7 GORDIYENKO D	Spike	+	2	22-20		Block	11 ZHANG Z	Fault
137	Serve	4 YAKUNIN S	Serve Hit							
	Dig	9 LAVRINOVICH A	Fault		1	22-21		+	Spike	11 ZHANG Z
										Spike
138	Block	12 SAVICHEV A	Kill Block	+	2	23-21		Serve	8 ZHOU C	Fault
139	Serve	7 GORDIYENKO D	Serve Hit							
	Dig	7 GORDIYENKO D	Fault		1	23-22		+	Spike	11 ZHANG Z
										Spike
140	Serve	7 GORDIYENKO D	Serve Hit					Serve	10 LI M	Serve Hit
	Spike	12 SAVICHEV A	Fault			23-23		+		Opp error
141	Serve	7 GORDIYENKO D	Serve Hit					Serve	10 LI M	Serve Hit
	Spike	12 SAVICHEV A	Spike	+	1	24-23		Dig	8 ZHOU C	Fault
								Sub	6 LI J	Out
									1 TONG J	In
142	Serve	12 SAVICHEV A	Serve Hit							
	Spike	9 LAVRINOVICH A	Spike	+	2	25-23		Dig	5 GAO H	Fault

Legend:

+ Point scored by team Opp Opponent Sub Substitution



MATCH RESULT

比赛结果表

P2

Match Duration: 1h07m
Spectators: 2,000

RUS vs CHN
3 0

Team	Sets	1	2	3	Total
RUS	3	25	25	25	75
CHN	0	22	22	23	67
Playing Time		20m	21m	20m	1h01m

First Referee: MARCOUX France (CAN)

Second Referee: FIROUZI Ebrahim (IRI)

RUS - RUSSIAN FEDERATION								
No	C/L	Name	1	2	3	4	5	Pts
1		BUKIN Tanatkan						0
2		POZDEEV Sergey						0
3		MILENIN Viktor	2	2	2			17
4	C	YAKUNIN Sergey	3	3	3			2
5		UPOROV Sergey						0
6	L	VOLKOV Alexey	L	L	L			0
7		GORDIYENKO Dmitriy	4	4	4			8
8		KUZOVNIKOV Evgeny						0
9		LAVRINOVICH Andrey	1	1	1			7
10		BAYCHIK Alexander	6	6	6			9
11		TIMCHENKO Maksim						0
12		SAVICHEV Alexander	5	5	5			10
Head Coach:		DYAKOV Victor (RUS)						
Assistant Coach:		SEMENKINA Liudmila (RUS)						

CHN - CHINA								
No	C/L	Name	1	2	3	4	5	Pts
1		TONG Jiao	1	1	1			3
2		DOU Wencheng						0
3	C	HUANG Chunji						0
5		GAO Hui	3	3	3			6
6		LI Ji				1		0
7		WANG Xiao Lang						0
8		ZHOU Canming	4	4	4			7
9		WANG Haidong	2	2	2			10
10		LI Mingfa	5	5	5			4
11		ZHANG Zhongmin	6	6	6			14
12		LI Lei						0
13	L	DING Xiaochao	L	L	L			0
Head Coach:		LIU Fangqing (CHN)						
Assistant Coach:		ZHANG Guiying (CHN)						

TEAM AND PLAYER PERFORMANCES

Won	Total Atts	No	Name
38	112	Total Team	
11	30	3	MILENIN Viktor
8	23	7	GORDIYENKO Dmitriy
8	14	10	BAYCHIK Alexander
13	75	Total Team	
6	25	12	SAVICHEV Alexander
4	23	3	MILENIN Viktor
2	6	9	LAVRINOVICH Andrey
2	74	Total Team	
2	16	3	MILENIN Viktor
22		Total Team	
75	261	Total Team	
17	69	3	MILENIN Viktor

Scoring Skills
Spike
Block
Serve
Opp Error
Total
Best Scorer

Won	Total Atts	No	Name
34	126	Total Team	
12	42	11	ZHANG Zhongmin
7	25	9	WANG Haidong
6	17	8	ZHOU Canming
8	62	Total Team	
3	11	9	WANG Haidong
2	12	11	ZHANG Zhongmin
1	12	5	GAO Hui
2	68	Total Team	
2	14	5	GAO Hui
23		Total Team	
67	256	Total Team	
14	66	11	ZHANG Zhongmin

Legend:			
Atts	Attempts	C	Team Captain
n	Starting Line-Up where n=starting position on Court (i.e. positions 1 to 6)	L	Libero Player
nn	Substitute where nn=jersey number of out going player	Opp	Opponent
		L	Substitute Libero
		Pts	Points scored



MATCH STATISTICS

比赛技术统计

P3

Match Duration: 1h07m
Spectators: 2,000




RUS vs CHN
3 vs 0

Team	Sets	1	2	3	Total
RUS	3	25	25	25	75
CHN	0	22	22	23	67
Playing Time		20m	21m	20m	1h01m

First Referee: MARCOUX France (CAN)

Second Referee: FIROUZI Ebrahim (IRI)

RUS - RUSSIAN FEDERATION

Scoring Spikers	Rk	No	Name	Spikes	Faults	Shots	Total Attempts	Eff %
	1	7	GORDIYENKO Dmitriy	8	3	12	23	21.74
	2	3	MILENIN Viktor	11	8	11	30	10.00
	3	9	LAVRINOVICH Andrey	5	6	15	26	0.00
	10	BAYCHIK Alexander	8	-	6	14		
	12	SAVICHEV Alexander	4	5	4	13		
	4	YAKUNIN Sergey	2	-	4	6		
	1	BUKIN Tanatkan	-	-	-	-		
	2	POZDEEV Sergey	-	-	-	-		
	5	UPOROV Sergey	-	-	-	-		
	6	VOLKOV Alexey	-	-	-	-		
	8	KUZOVNIKOV Evgeny	-	-	-	-		
11	TIMCHENKO Maksim	-	-	-	-			
Limit	15.00 %							
Team Totals				38	22	52	112	14.29
Scoring Blockers	Rk	No	Name	Kill Blocks	Faults	Rebounds	Total Attempts	Avg by Set
	1	12	SAVICHEV Alexander	6	7	12	25	2.00
	2	3	MILENIN Viktor	4	5	14	23	1.33
	3	9	LAVRINOVICH Andrey	2	1	3	6	0.67
	4	10	BAYCHIK Alexander	1	5	1	7	0.33
	5	4	YAKUNIN Sergey	-	4	6	10	0.00
	5	7	GORDIYENKO Dmitriy	-	1	3	4	0.00
	1	BUKIN Tanatkan	-	-	-	-		
	2	POZDEEV Sergey	-	-	-	-		
	5	UPOROV Sergey	-	-	-	-		
	6	VOLKOV Alexey	-	-	-	-		
	8	KUZOVNIKOV Evgeny	-	-	-	-		
11	TIMCHENKO Maksim	-	-	-	-			
Team Totals				13	23	39	75	4.33
Scoring Servers	Rk	No	Name	Aces	Faults	Serve Hits	Total Attempts	Avg by Set
	1	3	MILENIN Viktor	2	3	11	16	0.67
	2	4	YAKUNIN Sergey	-	-	16	16	0.00
	2	7	GORDIYENKO Dmitriy	-	-	13	13	0.00
	2	9	LAVRINOVICH Andrey	-	-	11	11	0.00
	2	12	SAVICHEV Alexander	-	-	11	11	0.00
	2	10	BAYCHIK Alexander	-	-	7	7	0.00
	1	BUKIN Tanatkan	-	-	-	-		
	2	POZDEEV Sergey	-	-	-	-		
	5	UPOROV Sergey	-	-	-	-		
	6	VOLKOV Alexey	-	-	-	-		
	8	KUZOVNIKOV Evgeny	-	-	-	-		
11	TIMCHENKO Maksim	-	-	-	-			
Team Totals				2	3	69	74	0.67
Team	Opponent Errors & Team Faults			22	1			



MATCH STATISTICS

比赛技术统计

P3

Match Duration: 1h07m
Spectators: 2,000




RUS vs CHN
3 vs 0

Team	Sets	1	2	3	Total
RUS	3	25	25	25	75
CHN	0	22	22	23	67
Playing Time		20m	21m	20m	1h01m

First Referee: MARCOUX France (CAN)

Second Referee: FIROUZI Ebrahim (IRI)

RUS - RUSSIAN FEDERATION

Non-scoring Diggers	Rk	No	Name	Digs	Faults	Receptions	Total Attempts	Avg by Set
	1	3	MILENIN Viktor	11	1	1	13	3.67
	2	12	SAVICHEV Alexander	9	3	5	17	3.00
	2	4	YAKUNIN Sergey	9	-	3	12	3.00
	4	9	LAVRINOVICH Andrey	8	2	3	13	2.67
	5	10	BAYCHIK Alexander	7	6	1	14	2.33
	5	7	GORDIYENKO Dmitriy	7	3	1	11	2.33
	7	6	VOLKOV Alexey	3	1	-	4	1.00
		1	BUKIN Tanatkan	-	-	-	-	-
		2	POZDEEV Sergey	-	-	-	-	-
		5	UPOROV Sergey	-	-	-	-	-
		8	KUZOVNIKOV Evgeny	-	-	-	-	-
	11	TIMCHENKO Maksim	-	-	-	-	-	
Team Totals				54	16	14	84	18.00
Non-scoring Setters	Rk	No	Name	Running Sets	Faults	Still Sets	Total Attempts	Avg by Set
	1	4	YAKUNIN Sergey	2	1	49	52	0.67
	1	10	BAYCHIK Alexander	2	-	21	23	0.67
	1	9	LAVRINOVICH Andrey	2	-	1	3	0.67
	4	7	GORDIYENKO Dmitriy	-	-	7	7	0.00
	4	3	MILENIN Viktor	-	-	5	5	0.00
	4	12	SAVICHEV Alexander	-	-	1	1	0.00
		1	BUKIN Tanatkan	-	-	-	-	-
		2	POZDEEV Sergey	-	-	-	-	-
		5	UPOROV Sergey	-	-	-	-	-
		6	VOLKOV Alexey	-	-	-	-	-
		8	KUZOVNIKOV Evgeny	-	-	-	-	-
	11	TIMCHENKO Maksim	-	-	-	-	-	
Team Totals				6	1	84	91	2.00
Non-scoring Receivers	Rk	No	Name	Excellents	Faults	Serve Receptions	Total Attempts	Succ %
	1	10	BAYCHIK Alexander	13	-	2	15	86.67
		4	YAKUNIN Sergey	13	-	-	13	
		9	LAVRINOVICH Andrey	7	1	-	8	
		3	MILENIN Viktor	6	-	-	6	
		7	GORDIYENKO Dmitriy	5	-	1	6	
		12	SAVICHEV Alexander	4	-	1	5	
		6	VOLKOV Alexey	4	-	-	4	
		1	BUKIN Tanatkan	-	-	-	-	
		2	POZDEEV Sergey	-	-	-	-	
		5	UPOROV Sergey	-	-	-	-	
		8	KUZOVNIKOV Evgeny	-	-	-	-	
	11	TIMCHENKO Maksim	-	-	-	-		
Team Totals				52	1	4	57	91.23
Limit	25.00 %							

Legend:	Avg	Eff%	Rk	Succ %
	Average	Efficiency	Rank	Success %



MATCH STATISTICS

比赛技术统计

P3

Match Duration: 1h07m
Spectators: 2,000




RUS vs CHN
3 vs 0

Team	Sets	1	2	3	Total
RUS	3	25	25	25	75
CHN	0	22	22	23	67
Playing Time		20m	21m	20m	1h01m

First Referee: MARCOUX France (CAN)

Second Referee: FIROUZI Ebrahim (IRI)

CHN - CHINA

Scoring Spikers	Rk	No	Name	Spikes	Faults	Shots	Total Attempts	Eff %
	1	9	WANG Haidong	7	1	17	25	24.00
	2	11	ZHANG Zhongmin	12	8	22	42	9.52
		5	GAO Hui	3	2	12	17	
		8	ZHOU Canming	6	4	7	17	
		10	LI Mingfa	3	4	10	17	
		1	TONG Jiao	3	-	5	8	
		2	DOU Wencheng	-	-	-	-	
		3	HUANG Chunji	-	-	-	-	
		6	LI Ji	-	-	-	-	
		7	WANG Xiao Lang	-	-	-	-	
		12	LI Lei	-	-	-	-	
		13	DING Xiaochao	-	-	-	-	
	Limit	15.00 %						
Team Totals				34	19	73	126	11.90
Scoring Blockers	Rk	No	Name	Kill Blocks	Faults	Rebounds	Total Attempts	Avg by Set
	1	9	WANG Haidong	3	4	4	11	1.00
	2	11	ZHANG Zhongmin	2	4	6	12	0.67
	3	5	GAO Hui	1	5	6	12	0.33
	3	8	ZHOU Canming	1	3	6	10	0.33
	3	10	LI Mingfa	1	1	4	6	0.33
	6	1	TONG Jiao	-	4	7	11	0.00
		2	DOU Wencheng	-	-	-	-	
		3	HUANG Chunji	-	-	-	-	
		6	LI Ji	-	-	-	-	
		7	WANG Xiao Lang	-	-	-	-	
		12	LI Lei	-	-	-	-	
		13	DING Xiaochao	-	-	-	-	
	Team Totals				8	21	33	62
Scoring Servers	Rk	No	Name	Aces	Faults	Serve Hits	Total Attempts	Avg by Set
	1	5	GAO Hui	2	1	11	14	0.67
	2	10	LI Mingfa	-	-	16	16	0.00
	2	11	ZHANG Zhongmin	-	3	9	12	0.00
	2	9	WANG Haidong	-	1	9	10	0.00
	2	8	ZHOU Canming	-	3	6	9	0.00
	2	1	TONG Jiao	-	-	7	7	0.00
		2	DOU Wencheng	-	-	-	-	
		3	HUANG Chunji	-	-	-	-	
		6	LI Ji	-	-	-	-	
		7	WANG Xiao Lang	-	-	-	-	
		12	LI Lei	-	-	-	-	
		13	DING Xiaochao	-	-	-	-	
	Team Totals				2	8	58	68
Team	Opponent Errors & Team Faults			23	9			



MATCH STATISTICS

比赛技术统计

P3

Match Duration: 1h07m
Spectators: 2,000




RUS vs CHN
3 vs 0

Team	Sets	1	2	3	Total
RUS	3	25	25	25	75
CHN	0	22	22	23	67
Playing Time		20m	21m	20m	1h01m

First Referee: MARCOUX France (CAN)

Second Referee: FIROUZI Ebrahim (IRI)

CHN - CHINA

Non-scoring Diggers		Rk	No	Name	Digs	Faults	Receptions	Total Attempts	Avg by Set
	1	11	ZHANG Zhongmin	13	-	-	13	4.33	
	2	9	WANG Haidong	10	1	1	12	3.33	
	2	10	LI Mingfa	10	1	-	11	3.33	
	4	8	ZHOU Canming	7	4	4	15	2.33	
	4	5	GAO Hui	7	4	1	12	2.33	
	6	1	TONG Jiao	6	4	1	11	2.00	
		2	DOU Wencheng	-	-	-	-	-	
		3	HUANG Chunji	-	-	-	-	-	
		6	LI Ji	-	-	-	-	-	
		7	WANG Xiao Lang	-	-	-	-	-	
		12	LI Lei	-	-	-	-	-	
		13	DING Xiaochao	-	-	-	-	-	
	Team Totals				53	14	7	74	17.67
Non-scoring Setters		Rk	No	Name	Running Sets	Faults	Still Sets	Total Attempts	Avg by Set
	1	1	TONG Jiao	6	2	76	84	2.00	
	2	9	WANG Haidong	1	-	8	9	0.33	
	2	8	ZHOU Canming	1	-	3	4	0.33	
	2	6	LI Ji	1	-	2	3	0.33	
	5	11	ZHANG Zhongmin	-	-	5	5	0.00	
	5	10	LI Mingfa	-	-	3	3	0.00	
	5	5	GAO Hui	-	-	2	2	0.00	
		2	DOU Wencheng	-	-	-	-	-	
		3	HUANG Chunji	-	-	-	-	-	
		7	WANG Xiao Lang	-	-	-	-	-	
		12	LI Lei	-	-	-	-	-	
		13	DING Xiaochao	-	-	-	-	-	
	Team Totals				9	2	99	110	3.00
Non-scoring Receivers		Rk	No	Name	Excellents	Faults	Serve Receptions	Total Attempts	Succ %
	1	5	GAO Hui	18	-	-	18	100.00	
	2	8	ZHOU Canming	21	-	3	24	87.50	
		11	ZHANG Zhongmin	13	2	1	16	-	
		9	WANG Haidong	8	-	-	8	-	
		10	LI Mingfa	1	-	-	1	-	
		1	TONG Jiao	-	-	-	-	-	
		2	DOU Wencheng	-	-	-	-	-	
		3	HUANG Chunji	-	-	-	-	-	
		6	LI Ji	-	-	-	-	-	
		7	WANG Xiao Lang	-	-	-	-	-	
		12	LI Lei	-	-	-	-	-	
		13	DING Xiaochao	-	-	-	-	-	
	Team Totals				61	2	4	67	91.04
Limit		25.00 %							

Legend:	Avg	Eff%	Efficiency	Rk	Rank	Succ %	Success %
---------	-----	------	------------	----	------	--------	-----------



START LIST

参赛名单

BIH vs IRQ

P1

First Referee: JUNG Malsoon (KOR)

Second Referee: PLESNIK Janko (SLO)

BIH - BOSNIA & HERZEGOVINA Uniform Colour: WHITE

No	C/L	Name	Sport Class	Date of Birth	Tournament Totals				
					Spike	Block	Serve	Total	%
1		GODINJAK Ismet	D	17 MAR 1973	4	2	0	6	12.24
2		MANKO Adnan	D	16 JAN 1977	6	3	0	9	18.37
3		MEHMEDOVIC Ejub	D	18 OCT 1968	0	0	0	0	0.00
4		DURMISEVIC Esad	D	22 JAN 1972	0	0	0	0	0.00
5		MEDIC Asim	MD	3 AUG 1969	5	0	0	5	10.20
6		DURAN Mirzet	D	13 OCT 1986	2	1	0	3	6.12
7		MAHMIC Zikret	D	4 JAN 1971	0	0	0	0	0.00
8		HAMZIC Dzevad	D	4 SEP 1968	1	0	0	1	2.04
9	L	JUSUFOVIC Hidaet	D	9 DEC 1973	0	0	0	0	0.00
10		ALIBASIC Safet	D	21 DEC 1982	7	9	1	17	34.69
11	C	DELALIC Sabahudin	D	17 AUG 1972	2	3	0	5	10.20
12		JUSUFOVIC Ermin	D	31 MAY 1981	2	1	0	3	6.12

Head Coach: HRUSTEMOVIC Mirza (BIH) **Assistant:** ALIC Nevzet (BIH)

Results in these
Olympic Games

Phase	Opponent	Sets	Points per Set
Preliminary-Pool A	CHN	3 - 0	25-14, 25-22, 25-17

IRQ - IRAQ Uniform Colour: GREEN

No	C/L	Name	Sport Class	Date of Birth	Tournament Totals				
					Spike	Block	Serve	Total	%
2		MOHMMED Abdulmunem	D	2 SEP 1972	0	0	0	0	0.00
3	L	MAJEED Majeed	D	17 DEC 1967	0	0	0	0	0.00
4		KAABI Majeed	D	1 JUL 1967	0	0	0	0	0.00
5		DAHASH Ahmed	D	10 FEB 1990	0	0	0	0	0.00
6	C	AL-MIMAR Saeed	D	1 JUL 1956	0	0	0	0	0.00
7		ALAIBI Naser	D	28 MAR 1966	0	0	0	0	0.00
8		KHAYOON Mahdi	D	1 JAN 1989	0	0	0	0	0.00
9		AL-UGBI Hussain	D	18 OCT 1981	0	0	0	0	0.00
10		HATTAB Muayad	MD	1 DEC 1986	0	0	0	0	0.00
11		AL-SHAMMARI Salah	MD	11 DEC 1964	0	0	0	0	0.00
12		JUBOORI Hadi	D	20 APR 1967	0	0	0	0	0.00
13		WHAILANI Ahmed	D	23 AUG 1968	0	0	0	0	0.00

Head Coach: AL-ZUBAIDI Aamer (IRQ) **Assistant:** QADER Ismael (IRQ)

Legend:

% Percent of total team scoring C Team Captain L Libero Player



START LIST

参赛名单

BIH vs IRQ

P1

First Referee: JUNG Malsoon (KOR)

Second Referee: PLESNIK Janko (SLO)

BIH - BOSNIA & HERZEGOVINA Uniform Colour: WHITE

No	C/L	Name	Sport Class	Date of Birth	Tournament Totals				
					Spike	Block	Serve	Total	%
1		GODINJAK Ismet	D	17 MAR 1973	4	2	0	6	12.24
2		MANKO Adnan	D	16 JAN 1977	6	3	0	9	18.37
3		MEHMEDOVIC Ejub	D	18 OCT 1968	0	0	0	0	0.00
4		DURMISEVIC Esad	D	22 JAN 1972	0	0	0	0	0.00
5		MEDIC Asim	MD	3 AUG 1969	5	0	0	5	10.20
6		DURAN Mirzet	D	13 OCT 1986	2	1	0	3	6.12
7		MAHMIC Zikret	D	4 JAN 1971	0	0	0	0	0.00
8		HAMZIC Dzevad	D	4 SEP 1968	1	0	0	1	2.04
9	L	JUSUFOVIC Hidaet	D	9 DEC 1973	0	0	0	0	0.00
10		ALIBASIC Safet	D	21 DEC 1982	7	9	1	17	34.69
11	C	DELALIC Sabahudin	D	17 AUG 1972	2	3	0	5	10.20
12		JUSUFOVIC Ermin	D	31 MAY 1981	2	1	0	3	6.12

Head Coach: HRUSTEMOVIC Mirza (BIH)

Assistant: ALIC Nevzet (BIH)

Results in these Paralympic Games	Phase	Opponent	Sets	Points per Set
Preliminary-Pool A		CHN	3 - 0	25-14, 25-22, 25-17

IRQ - IRAQ Uniform Colour: GREEN

No	C/L	Name	Sport Class	Date of Birth	Tournament Totals				
					Spike	Block	Serve	Total	%
2		MOHMMED Abdulmunem	D	2 SEP 1972	0	0	0	0	0.00
3	L	MAJEED Majeed	D	17 DEC 1967	0	0	0	0	0.00
4		KAABI Majeed	D	1 JUL 1967	0	0	0	0	0.00
5		DAHASH Ahmed	D	10 FEB 1990	0	0	0	0	0.00
6	C	AL-MIMAR Saeed	D	1 JUL 1956	0	0	0	0	0.00
7		ALAIBI Naser	D	28 MAR 1966	0	0	0	0	0.00
8		KHAYOON Mahdi	D	1 JAN 1989	0	0	0	0	0.00
9		AL-UGBI Hussain	D	18 OCT 1981	0	0	0	0	0.00
10		HATTAB Muayad	MD	1 DEC 1986	0	0	0	0	0.00
11		AL-SHAMMARI Salah	MD	11 DEC 1964	0	0	0	0	0.00
12		JUBOORI Hadi	D	20 APR 1967	0	0	0	0	0.00
13		WHAILANI Ahmed	D	23 AUG 1968	0	0	0	0	0.00

Head Coach: AL-ZUBAIDI Aamer (IRQ)

Assistant: QADER Ismael (IRQ)

Legend:	%	Percent of total team scoring	C	Team Captain	L	Libero Player
---------	---	-------------------------------	---	--------------	---	---------------



PLAY BY PLAY

比赛回合文字播报

Match Duration: 57m
Spectators: 500

BIH vs IRQ
3 vs 0

Team	Sets	1	2	3	Total
BIH	3	25	25	25	75
IRQ	0	6	14	16	36
	Playing Time	14m	18m	19m	51m

First Referee: JUNG Malsoon (KOR)

Second Referee: PLESNIK Janko (SLO)

SET 1

Rally	BIH - Bosnia & Herzegovina				Lead	Score	Lead	IRQ - Iraq			
1	Serve	5	MEDIC A	Serve Hit							
	Dig	5	MEDIC A	Fault		0-1	1	+ Spike	4	KAABI M	Spike
2	Spike	11	DELALIC S	Spike +		1-1		Serve	4	KAABI M	Serve Hit
								Dig	12	JUBOORI H	Fault
3	Serve	11	DELALIC S	Serve Hit							
	Spike	2	MANKO A	Fault		1-2	1	+			Opp error
4	Spike	10	ALIBASIC S	Spike +		2-2		Serve	6	AL-MIMAR S	Serve Hit
								Dig	6	AL-MIMAR S	Fault
5	Serve	10	ALIBASIC S	Serve Hit							
	Dig	11	DELALIC S	Fault		2-3	1	+ Spike	7	ALAIBI N	Spike
6	Spike	5	MEDIC A	Spike +		3-3		Serve	7	ALAIBI N	Serve Hit
								Dig	4	KAABI M	Fault
7	Serve	12	JUSUFOVIC E	Serve Hit							
				Opp error +	1	4-3		Spike	11	AL-SHAMMARI S	Fault
8	Serve	12	JUSUFOVIC E	Serve Hit							
				Opp error +	2	5-3		Spike	12	JUBOORI H	Fault
9	Serve	12	JUSUFOVIC E	Serve Hit							
	Spike	1	GODINJAK I	Spike +	3	6-3		Dig	6	AL-MIMAR S	Fault
10	Serve	12	JUSUFOVIC E	Serve Hit							
	Spike	1	GODINJAK I	Fault	2	6-4		+ Block	8	KHAYOON M	Kill Block
11				Opp error +	3	7-4		Serve	12	JUBOORI H	Serve Hit
								Dig	11	AL-SHAMMARI S	Fault
12	Serve	2	MANKO A	Serve Hit							
				Opp error +	4	8-4		Block	11	AL-SHAMMARI S	Fault
13	Serve	2	MANKO A	Serve Hit							
	Spike	1	GODINJAK I	Spike +	5	9-4		Dig	8	KHAYOON M	Fault
14	Serve	2	MANKO A	Serve Hit							
				Opp error +	6	10-4		Dig	4	KAABI M	Fault
15	Serve	2	MANKO A	Serve Hit							
	Dig	10	ALIBASIC S	Fault	5	10-5		+ Spike	12	JUBOORI H	Spike
16	Spike	1	GODINJAK I	Spike +	6	11-5		Serve	8	KHAYOON M	Serve Hit
								Dig	12	JUBOORI H	Fault
17								Sub	11	AL-SHAMMARI S	Out
									10	HATTAB M	In
17	Serve	1	GODINJAK I	Serve Hit							
	Spike	10	ALIBASIC S	Spike +	7	12-5		Block	4	KAABI M	Fault
18	Serve	1	GODINJAK I	Aces +	8	13-5		Reception	12	JUBOORI H	Fault
								TIMEOUT			
19	Serve	1	GODINJAK I	Serve Hit							
	Block	10	ALIBASIC S	Kill Block +	9	14-5		Spike	12	JUBOORI H	Fault



PLAY BY PLAY

比赛回合文字播报

SET 1

Rally	BIH - Bosnia & Herzegovina				Lead	Score	Lead	IRQ - Iraq			
	Serve	1	GODINJAK I	Serve Hit							
20	Spike	5	MEDIC A	Spike +	10	15-5		Dig	8	KHAYOON M	Fault
	Serve	1	GODINJAK I	Serve Hit							
21	Block	10	ALIBASIC S	Kill Block +	11	16-5		Spike	10	HATTAB M	Fault
	Serve	1	GODINJAK I	Serve Hit							
22	Spike	10	ALIBASIC S	Spike +	12	17-5		Block	4	KAABI M	Fault
	Serve	1	GODINJAK I	Serve Hit							
23				Opp error +	13	18-5		Spike	10	HATTAB M	Fault
24	Serve	1	GODINJAK I	Aces +	14	19-5		Reception	6	AL-MIMAR S	Fault
25	Serve	1	GODINJAK I	Aces +	15	20-5		Block	10	HATTAB M	Fault
								Sub	10	HATTAB M	Out
									11	AL-SHAMMARI S	In
	Serve	1	GODINJAK I	Serve Hit							
26	Spike	10	ALIBASIC S	Spike +	16	21-5				T E A M	Fault
	Serve	1	GODINJAK I	Serve Hit							
27				Opp error +	17	22-5		Spike	4	KAABI M	Fault
28	Serve	1	GODINJAK I	Aces +	18	23-5		Dig	11	AL-SHAMMARI S	Fault
	Serve	1	GODINJAK I	Serve Hit							
29	Block	10	ALIBASIC S	Kill Block +	19	24-5		Reception	8	KHAYOON M	Fault
	Serve	1	GODINJAK I	Serve Hit							
30			T E A M	Fault	18	24-6		+ Spike	4	KAABI M	Spike
								Serve	11	AL-SHAMMARI S	Serve Hit
31				Opp error +	19	25-6		Block	4	KAABI M	Fault

SET 2

Rally	BIH - Bosnia & Herzegovina				Lead	Score	Lead	IRQ - Iraq			
								Serve	4	KAABI M	Serve Hit
32	Spike	6	DURAN M	Spike +	1	1-0		Dig	8	KHAYOON M	Fault
	Serve	6	DURAN M	Serve Hit							
33	Block	11	DELALIC S	Fault		1-1					Opp error
								Serve	6	AL-MIMAR S	Serve Hit
34	Dig	9	JUSUFOVIC H	Fault		1-2	1	+ Block	7	ALAI BI N	Kill Block
								Serve	6	AL-MIMAR S	Serve Hit
35	Spike	10	ALIBASIC S	Spike +		2-2		Dig	11	AL-SHAMMARI S	Fault
	Serve	11	DELALIC S	Serve Hit							
36				Opp error +	1	3-2		Dig	12	JUBOORI H	Fault
	Serve	11	DELALIC S	Serve Hit							
37	Block	12	JUSUFOVIC E	Fault		3-3		+ Spike	12	JUBOORI H	Spike
								Serve	7	ALAI BI N	Serve Hit
38	Spike	12	JUSUFOVIC E	Spike +	1	4-3		Dig	4	KAABI M	Fault
	Serve	10	ALIBASIC S	Serve Hit							
39	Spike	8	HAMZIC D	Spike +	2	5-3		Dig	6	AL-MIMAR S	Fault
	Serve	10	ALIBASIC S	Serve Hit							
40	Spike	8	HAMZIC D	Spike +	3	6-3		Block	8	KHAYOON M	Fault
	Serve	10	ALIBASIC S	Serve Hit							
41	Block	2	MANKO A	Fault	2	6-4		+ Spike	12	JUBOORI H	Spike
								Serve	12	JUBOORI H	Serve Hit
42	Dig	11	DELALIC S	Fault	1	6-5		+ Spike	4	KAABI M	Spike



PLAY BY PLAY

比赛回合文字播报

SET 2

Rally	BIH - Bosnia & Herzegovina			Lead	Score	Lead	IRQ - Iraq		
							Serve	12 JUBOORI H	Serve Hit
43	Spike	2 MANKO A	Spike +	2	7-5		Dig	12 JUBOORI H	Fault
	Serve	12 JUSUFOVIC E	Serve Hit						
44	Spike	6 DURAN M	Spike +	3	8-5		Dig	12 JUBOORI H	Fault
	Serve	12 JUSUFOVIC E	Serve Hit						
45	Spike	2 MANKO A	Spike +	4	9-5		Dig	6 AL-MIMAR S	Fault
	Serve	12 JUSUFOVIC E	Serve Hit						
46	Spike	10 ALIBASIC S	Fault	3	9-6	+			Opp error
							Serve	8 KHAYOON M	Serve Hit
47	Spike	2 MANKO A	Spike +	4	10-6		Dig	7 ALAIBI N	Fault
							Sub	11 AL-SHAMMARI S	Out
								10 HATTAB M	In
	Serve	2 MANKO A	Serve Hit						
48	Set	11 DELALIC S	Fault	3	10-7	+			Opp error
							Serve	10 HATTAB M	Serve Hit
49	Spike	8 HAMZIC D	Spike +	4	11-7		Dig	10 HATTAB M	Fault
	Serve	8 HAMZIC D	Serve Hit						
50			Opp error +	5	12-7		Set	6 AL-MIMAR S	Fault
	Serve	8 HAMZIC D	Serve Hit						
51	Dig	8 HAMZIC D	Fault	4	12-8	+	Spike	6 AL-MIMAR S	Spike
							Serve	4 KAABI M	Serve Hit
52	Spike	10 ALIBASIC S	Fault	3	12-9	+			Opp error
							Serve	4 KAABI M	Serve Hit
53	Spike	11 DELALIC S	Spike +	4	13-9		Dig	10 HATTAB M	Fault
	Serve	6 DURAN M	Serve Hit						
54	Spike	11 DELALIC S	Spike +	5	14-9		Dig	8 KHAYOON M	Fault
							Sub	7 ALAIBI N	Out
								5 DAHASH A	In
	Serve	6 DURAN M	Serve Hit						
55	Block	10 ALIBASIC S	Kill Block +	6	15-9		Spike	12 JUBOORI H	Fault
56	Serve	6 DURAN M	Aces +	7	16-9		Dig	12 JUBOORI H	Fault
	Serve	6 DURAN M	Serve Hit						
57	Spike	12 JUSUFOVIC E	Spike +	8	17-9		Dig	12 JUBOORI H	Fault
							Sub	6 AL-MIMAR S	Out
								9 AL-UGBI H	In
	Serve	6 DURAN M	Serve Hit						
58			Opp error +	9	18-9		Set	9 AL-UGBI H	Fault
	Serve	6 DURAN M	Serve Hit						
59	Block	10 ALIBASIC S	Kill Block +	10	19-9		Spike	5 DAHASH A	Fault
	Serve	6 DURAN M	Serve Hit						
60	Dig	6 DURAN M	Fault	9	19-10	+	Spike	12 JUBOORI H	Spike
							Serve	9 AL-UGBI H	Serve Hit
61	Dig	12 JUSUFOVIC E	Fault	8	19-11	+	Spike	12 JUBOORI H	Spike
							Serve	9 AL-UGBI H	Serve Hit
62	Spike	10 ALIBASIC S	Spike +	9	20-11		Block	5 DAHASH A	Fault
	Serve	11 DELALIC S	Serve Hit						
63	Spike	2 MANKO A	Spike +	10	21-11				Fault
64	Serve	11 DELALIC S	Aces +	11	22-11		Reception	8 KHAYOON M	Fault



PLAY BY PLAY

比赛回合文字播报

SET 2

Rally	BIH - Bosnia & Herzegovina			Lead	Score	Lead	IRQ - Iraq		
	TIMEOUT								
65	Serve	11 DELALIC S	Serve Hit						
	Spike	12 JUSUFOVIC E	Fault	10	22-12		+		Opp error
66	Dig	12 JUSUFOVIC E	Fault	9	22-13		+	Serve 5 DAHASH A	Serve Hit
								Spike 12 JUBOORI H	Spike
67	Block	10 ALIBASIC S	Fault	8	22-14		+	Serve 5 DAHASH A	Serve Hit
								Spike 12 JUBOORI H	Spike
68	Spike	10 ALIBASIC S	Spike +	9	23-14			Serve 5 DAHASH A	Serve Hit
								Block 10 HATTAB M	Fault
69	Serve	10 ALIBASIC S	Serve Hit					Dig 12 JUBOORI H	Fault
	Spike	2 MANKO A	Spike +	10	24-14				
70	Serve	10 ALIBASIC S	Serve Hit					Dig 3 MAJEED M	Fault
	Spike	12 JUSUFOVIC E	Spike +	11	25-14				

SET 3

Rally	BIH - Bosnia & Herzegovina			Lead	Score	Lead	IRQ - Iraq		
71	Serve	6 DURAN M	Serve Hit		0-1	1	+	Spike 5 DAHASH A	Spike
	Block	11 DELALIC S	Fault					Serve 4 KAABI M	Serve Hit
72	Spike	10 ALIBASIC S	Fault		0-2	2	+		Opp error
73	Spike	12 JUSUFOVIC E	Spike +		1-2	1		Serve 4 KAABI M	Serve Hit
								Block 5 DAHASH A	Fault
74	Serve	11 DELALIC S	Serve Hit					Block 5 DAHASH A	Fault
	Spike	2 MANKO A	Spike +		2-2				
75	Serve	11 DELALIC S	Serve Hit					Spike 4 KAABI M	Fault
			Opp error +	1	3-2				
76	Serve	11 DELALIC S	Fault		3-3		+		Opp error
77	Reception	3 MEHMEDOVIC E	Fault		3-4	1	+	Serve 6 AL-MIMAR S	Aces
78	Spike	10 ALIBASIC S	Spike +		4-4			Serve 6 AL-MIMAR S	Serve Hit
								Block 5 DAHASH A	Fault
79	Serve	10 ALIBASIC S	Serve Hit					Dig 9 AL-UGBI H	Fault
	Block	12 JUSUFOVIC E	Kill Block +	1	5-4				
80	Serve	10 ALIBASIC S	Serve Hit					Spike 12 JUBOORI H	Spike
	Block	3 MEHMEDOVIC E	Fault		5-5		+		
81	Spike	2 MANKO A	Spike +	1	6-5			Serve 5 DAHASH A	Serve Hit
								Dig 5 DAHASH A	Fault
82	Serve	12 JUSUFOVIC E	Fault		6-6		+		Opp error
83			Opp error +	1	7-6			Serve 12 JUBOORI H	Serve Hit
								Block 11 AL-SHAMMARI S	Fault
84	Serve	2 MANKO A	Serve Hit					Spike 11 AL-SHAMMARI S	Fault
	Block	11 DELALIC S	Kill Block +	2	8-6				
	Sub	2 MANKO A	Out						
		4 DURMISEVIC E	In						
85	Serve	4 DURMISEVIC E	Serve Hit					Spike 4 KAABI M	Spike
	Block	3 MEHMEDOVIC E	Fault	1	8-7		+		
86	Spike	3 MEHMEDOVIC E	Spike +	2	9-7			Serve 9 AL-UGBI H	Serve Hit
								Dig 3 MAJEED M	Fault
87	Serve	3 MEHMEDOVIC E	Serve Hit					Spike 6 AL-MIMAR S	Spike
	Dig	4 DURMISEVIC E	Fault	1	9-8		+		



PLAY BY PLAY

比赛回合文字播报

SET 3

Rally	BIH - Bosnia & Herzegovina				Lead	Score	Lead	IRQ - Iraq			
88	Spike	10 ALIBASIC S	Spike	+	2	10-8		Serve	11 AL-SHAMMARI S	Serve Hit	
								Block	5 DAHASH A	Fault	
89	Serve	6 DURAN M	Serve Hit								
	Spike	12 JUSUFOVIC E	Fault		1	10-9					+
											Opp error
90	Spike	12 JUSUFOVIC E	Spike	+	2	11-9		Serve	4 KAABI M	Serve Hit	
								Block	5 DAHASH A	Fault	
91	Serve	11 DELALIC S	Serve Hit								
	Block	12 JUSUFOVIC E	Kill Block	+	3	12-9		Dig	9 AL-UGBI H	Fault	
											TIMEOUT
92	Serve	11 DELALIC S	Serve Hit								
		T E A M	Fault		2	12-10		+	Spike	12 JUBOORI H	Spike
93	Spike	10 ALIBASIC S	Spike	+	3	13-10		Serve	6 AL-MIMAR S	Serve Hit	
									T E A M	Fault	
94	Serve	10 ALIBASIC S	Serve Hit								
			Opp error	+	4	14-10		Reception	9 AL-UGBI H	Fault	
95	Serve	10 ALIBASIC S	Serve Hit								
	Dig	6 DURAN M	Fault		3	14-11		+	Block	5 DAHASH A	Kill Block
96	Spike	3 MEHMEDOVIC E	Spike	+	4	15-11		Serve	5 DAHASH A	Serve Hit	
								Block	11 AL-SHAMMARI S	Fault	
97	Serve	12 JUSUFOVIC E	Serve Hit								
	Spike	4 DURMISEVIC E	Spike	+	5	16-11		Dig	6 AL-MIMAR S	Fault	
98	Serve	12 JUSUFOVIC E	Serve Hit								
	Dig	12 JUSUFOVIC E	Fault		4	16-12		+	Spike	12 JUBOORI H	Spike
99	Dig	10 ALIBASIC S	Fault		3	16-13		Serve	12 JUBOORI H	Serve Hit	
								+	Spike	4 KAABI M	Spike
100			Opp error	+	4	17-13		Serve	12 JUBOORI H	Serve Hit	
								Spike	12 JUBOORI H	Fault	
101	Serve	4 DURMISEVIC E	Serve Hit								
	Spike	10 ALIBASIC S	Fault		3	17-14		+			Opp error
102	Block	3 MEHMEDOVIC E	Kill Block	+	4	18-14		Serve	9 AL-UGBI H	Serve Hit	
								Dig	5 DAHASH A	Fault	
103	Serve	3 MEHMEDOVIC E	Serve Hit								
	Spike	11 DELALIC S	Spike	+	5	19-14		Dig	3 MAJEED M	Fault	
								Sub	6 AL-MIMAR S	Out	
									8 KHAYOON M	In	
104	Serve	3 MEHMEDOVIC E	Serve Hit								
			Opp error	+	6	20-14		Spike	8 KHAYOON M	Fault	
105	Serve	3 MEHMEDOVIC E	Serve Hit								
			Opp error	+	7	21-14		Spike	4 KAABI M	Fault	
											TIMEOUT
106	Serve	3 MEHMEDOVIC E	Serve Hit								
	Spike	6 DURAN M	Spike	+	8	22-14		Dig	9 AL-UGBI H	Fault	
107	Serve	3 MEHMEDOVIC E	Aces	+	9	23-14		Reception	9 AL-UGBI H	Fault	
108	Serve	3 MEHMEDOVIC E	Serve Hit								
	Dig	10 ALIBASIC S	Fault		8	23-15		+			Opp error
109	Spike	6 DURAN M	Spike	+	9	24-15		Serve	11 AL-SHAMMARI S	Serve Hit	
								Dig	11 AL-SHAMMARI S	Fault	



PLAY BY PLAY

比赛回合文字播报

SET 3

Rally	BIH - Bosnia & Herzegovina			Lead	Score	Lead	IRQ - Iraq		
							Sub	9 AL-UGBI H	Out
								13 WHAILANI A	In
110	Serve	6 DURAN M	Fault	8	24-16		+		Opp error
							Serve	4 KAABI M	Serve Hit
111	Block	10 ALIBASIC S	Kill Block +	9	25-16		Spike	12 JUBOORI H	Fault

Legend:

+ Point scored by team **Opp** Opponent **Sub** Substitution



MATCH RESULT

比赛结果表

P2

Match Duration: 57m
Spectators: 500

BIH vs IRQ
3 vs 0

Team	Sets	1	2	3	Total
BIH	3	25	25	25	75
IRQ	0	6	14	16	36
Playing Time		14m	18m	19m	51m

First Referee: JUNG Malsoon (KOR)

Second Referee: PLESNIK Janko (SLO)

BIH - BOSNIA & HERZEGOVINA								
No	C/L	Name	1	2	3	4	5	Pts
1		GODINJAK Ismet	6					7
2		MANKO Adnan	5	6	5			7
3		MEHMEDOVIC Ejub			6			4
4		DURMISEVIC Esad			2			1
5		MEDIC Asim	1					2
6		DURAN Mirzet		2	1			5
7		MAHMIC Zikret						0
8		HAMZIC Dzevad		1				3
9	L	JUSUFOVIC Hidaet	L	L	L			0
10		ALIBASIC Safet	3	4	3			16
11	C	DELALIC Sabahudin	2	3	2			6
12		JUSUFOVIC Ermin	4	5	4			7
Head Coach:		HRUSTEMOVIC Mirza (BIH)						
Assistant Coach:		ALIC Nevzet (BIH)						

IRQ - IRAQ								
No	C/L	Name	1	2	3	4	5	Pts
2		MOHMMED Abdulmunem						0
3	L	MAJEED Majeed	L	L	L			0
4		KAABI Majeed	2	1	2			5
5		DAHASH Ahmed		7	4			2
6	C	AL-MIMAR Saeed	3	2	3			3
7		ALAIBI Naser	4	3				2
8		KHAYOON Mahdi	6	5	6			1
9		AL-UGBI Hussain		6	6			0
10		HATTAB Muayad	11	11				0
11		AL-SHAMMARI Salah	1	6	1			0
12		JUBOORI Hadi	5	4	5			10
13		WHAILANI Ahmed			9			0
Head Coach:		AL-ZUBAIDI Aamer (IRQ)						
Assistant Coach:		QADER Ismael (IRQ)						

TEAM AND PLAYER PERFORMANCES

Won	Total Atts	No	Name
41	80	Total Team	
10	14	10	ALIBASIC Safet
7	12	2	MANKO Adnan
5	15	12	JUSUFOVIC Ermin
10	43	Total Team	
6	10	10	ALIBASIC Safet
2	8	12	JUSUFOVIC Ermin
1	12	11	DELALIC Sabahudin
7	74	Total Team	
4	14	1	GODINJAK Ismet
1	11	6	DURAN Mirzet
1	11	11	DELALIC Sabahudin
17		Total Team	
75	197	Total Team	
16	34	10	ALIBASIC Safet

Scoring Skills
Spike
Block
Serve
Opp Error
Total
Best Scorer

Won	Total Atts	No	Name
19	82	Total Team	
10	30	12	JUBOORI Hadi
5	24	4	KAABI Majeed
2	4	6	AL-MIMAR Saeed
3	40	Total Team	
1	8	5	DAHASH Ahmed
1	6	8	KHAYOON Mahdi
1	1	7	ALAIBI Naser
1	37	Total Team	
1	6	6	AL-MIMAR Saeed
13		Total Team	
36	159	Total Team	
10	42	12	JUBOORI Hadi

Legend:							
Atts	Attempts	C	Team Captain	L	Libero Player	L	Substitute Libero
n	Starting Line-Up where n=starting position on Court (i.e. positions 1 to 6)			Opp	Opponent	Pts	Points scored
nn	Substitute where nn=jersey number of out going player						



MATCH STATISTICS

比赛技术统计

P3

Match Duration: 57m
Spectators: 500




BIH vs IRQ
3 vs 0

Team	Sets	1	2	3	Total
BIH	3	25	25	25	75
IRQ	0	6	14	16	36
Playing Time		14m	18m	19m	51m

First Referee: JUNG Malsoon (KOR)

Second Referee: PLESNIK Janko (SLO)

BIH - BOSNIA & HERZEGOVINA

Scoring Spikers	Rk	No	Name	Spikes	Faults	Shots	Total Attempts	Eff %
	1	2	MANKO Adnan	7	1	4	12	50.00
	2	10	ALIBASIC Safet	10	4	-	14	42.86
	3	12	JUSUFOVIC Ermin	5	2	8	15	20.00
		5	MEDIC Asim	2	-	7	9	
		11	DELALIC Sabahudin	4	-	3	7	
		6	DURAN Mirzet	4	-	2	6	
		3	MEHMEDOVIĆ Ejub	2	-	3	5	
		8	HAMZIC Dzevad	3	-	2	5	
		1	GODINJAK Ismet	3	1	-	4	
		4	DURMISEVIC Esad	1	-	2	3	
		7	MAHMIC Zikret	-	-	-	-	
		9	JUSUFOVIC Hidaet	-	-	-	-	
Limit								
15.00 %								
Team Totals				41	8	31	80	41.25
Scoring Blockers	Rk	No	Name	Kill Blocks	Faults	Rebounds	Total Attempts	Avg by Set
	1	10	ALIBASIC Safet	6	1	3	10	2.00
	2	12	JUSUFOVIC Ermin	2	1	5	8	0.67
	3	11	DELALIC Sabahudin	1	2	9	12	0.33
	3	3	MEHMEDOVIĆ Ejub	1	2	1	4	0.33
	5	2	MANKO Adnan	-	1	3	4	0.00
	5	1	GODINJAK Ismet	-	-	2	2	0.00
	5	6	DURAN Mirzet	-	-	2	2	0.00
	5	8	HAMZIC Dzevad	-	-	1	1	0.00
		4	DURMISEVIC Esad	-	-	-	-	
		5	MEDIC Asim	-	-	-	-	
		7	MAHMIC Zikret	-	-	-	-	
		9	JUSUFOVIC Hidaet	-	-	-	-	
Team Totals				10	7	26	43	3.33
Scoring Servers	Rk	No	Name	Aces	Faults	Serve Hits	Total Attempts	Avg by Set
	1	1	GODINJAK Ismet	4	-	10	14	1.33
	2	6	DURAN Mirzet	1	1	9	11	0.33
	2	11	DELALIC Sabahudin	1	1	9	11	0.33
	2	3	MEHMEDOVIĆ Ejub	1	-	6	7	0.33
	5	10	ALIBASIC Safet	-	-	10	10	0.00
	5	12	JUSUFOVIC Ermin	-	1	9	10	0.00
	5	2	MANKO Adnan	-	-	6	6	0.00
	5	4	DURMISEVIC Esad	-	-	2	2	0.00
	5	8	HAMZIC Dzevad	-	-	2	2	0.00
	5	5	MEDIC Asim	-	-	1	1	0.00
		7	MAHMIC Zikret	-	-	-	-	
		9	JUSUFOVIC Hidaet	-	-	-	-	
Team Totals				7	3	64	74	2.33
Team	Opponent Errors & Team Faults			17	2			



MATCH STATISTICS

比赛技术统计

P3

Match Duration: 57m
Spectators: 500

BIH vs IRQ
3 vs 0

Team	Sets	1	2	3	Total
BIH	3	25	25	25	75
IRQ	0	6	14	16	36
Playing Time		14m	18m	19m	51m

First Referee: JUNG Malsoon (KOR)

Second Referee: PLESNIK Janko (SLO)

BIH - BOSNIA & HERZEGOVINA

Non-scoring Diggers		Rk	No	Name	Digs	Faults	Receptions	Total Attempts	Avg by Set
		1	11	DELALIC Sabahudin	11	2	2	15	3.67
		2	10	ALIBASIC Safet	10	3	4	17	3.33
		3	2	MANKO Adnan	8	-	7	15	2.67
		4	9	JUSUFOVIC Hidaet	7	1	5	13	2.33
		5	8	HAMZIC Dzevad	3	1	1	5	1.00
		6	12	JUSUFOVIC Ermin	2	3	2	7	0.67
		6	4	DURMISEVIC Esad	2	1	1	4	0.67
		6	1	GODINJAK Ismet	2	-	1	3	0.67
		9	6	DURAN Mirzet	1	2	3	6	0.33
		9	5	MEDIC Asim	1	1	1	3	0.33
			3	MEHMEDOVIĆ Ejub	-	-	-	-	
			7	MAHMIC Zikret	-	-	-	-	
Team Totals					47	14	27	88	15.67
Non-scoring Setters		Rk	No	Name	Running Sets	Faults	Still Sets	Total Attempts	Avg by Set
		1	11	DELALIC Sabahudin	8	1	29	38	2.67
		2	2	MANKO Adnan	1	-	11	12	0.33
		2	5	MEDIC Asim	1	-	-	1	0.33
		4	6	DURAN Mirzet	-	-	4	4	0.00
		4	1	GODINJAK Ismet	-	-	2	2	0.00
		4	3	MEHMEDOVIĆ Ejub	-	-	2	2	0.00
		4	10	ALIBASIC Safet	-	-	2	2	0.00
		4	8	HAMZIC Dzevad	-	-	1	1	0.00
		4	9	JUSUFOVIC Hidaet	-	-	1	1	0.00
		4	12	JUSUFOVIC Ermin	-	-	1	1	0.00
			4	DURMISEVIC Esad	-	-	-	-	
			7	MAHMIC Zikret	-	-	-	-	
Team Totals					10	1	53	64	3.33
Non-scoring Receivers		Rk	No	Name	Excellents	Faults	Serve Receptions	Total Attempts	Succ %
		1	9	JUSUFOVIC Hidaet	8	-	1	9	88.89
			2	MANKO Adnan	7	-	1	8	
			10	ALIBASIC Safet	6	-	-	6	
			4	DURMISEVIC Esad	5	-	-	5	
			3	MEHMEDOVIĆ Ejub	2	1	-	3	
			8	HAMZIC Dzevad	2	-	-	2	
			12	JUSUFOVIC Ermin	2	-	-	2	
			6	DURAN Mirzet	1	-	-	1	
			1	GODINJAK Ismet	-	-	-	-	
			5	MEDIC Asim	-	-	-	-	
			7	MAHMIC Zikret	-	-	-	-	
			11	DELALIC Sabahudin	-	-	-	-	
Limit									
25.00 %									
Team Totals					33	1	2	36	91.67

Legend:	Avg	Eff%	Rk	Succ %
	Average	Efficiency	Rank	Success %



MATCH STATISTICS

比赛技术统计

P3

Match Duration: 57m
Spectators: 500




BIH vs IRQ
3 0

Team	Sets	1	2	3	Total
BIH	3	25	25	25	75
IRQ	0	6	14	16	36
Playing Time		14m	18m	19m	51m

First Referee: JUNG Malsoon (KOR)

Second Referee: PLESNIK Janko (SLO)

IRQ - IRAQ

Scoring Spikers	Rk	No	Name	Spikes	Faults	Shots	Total Attempts	Eff %
	1	12	JUBOORI Hadi	10	5	15	30	16.67
	2	4	KAABI Majeed	5	3	16	24	8.33
		11	AL-SHAMMARI Salah	-	2	8	10	
		6	AL-MIMAR Saeed	2	-	2	4	
		8	KHAYOON Mahdi	-	1	3	4	
		5	DAHASH Ahmed	1	1	1	3	
		10	HATTAB Muayad	-	2	1	3	
		7	ALAIBI Naser	1	-	1	2	
		9	AL-UGBI Hussain	-	-	2	2	
		2	MOHMMED Abdulmunem	-	-	-	-	
		3	MAJEED Majeed	-	-	-	-	
		13	WHAILANI Ahmed	-	-	-	-	
	Limit							
15.00 %	Team Totals			19	14	49	82	6.10
Scoring Blockers	Rk	No	Name	Kill Blocks	Faults	Rebounds	Total Attempts	Avg by Set
	1	5	DAHASH Ahmed	1	6	1	8	0.33
	1	8	KHAYOON Mahdi	1	1	4	6	0.33
	1	7	ALAIBI Naser	1	-	-	1	0.33
	4	11	AL-SHAMMARI Salah	-	3	5	8	0.00
	4	12	JUBOORI Hadi	-	-	6	6	0.00
	4	4	KAABI Majeed	-	3	3	6	0.00
	4	10	HATTAB Muayad	-	2	1	3	0.00
	4	6	AL-MIMAR Saeed	-	-	2	2	0.00
		2	MOHMMED Abdulmunem	-	-	-	-	
		3	MAJEED Majeed	-	-	-	-	
		9	AL-UGBI Hussain	-	-	-	-	
		13	WHAILANI Ahmed	-	-	-	-	
		Team Totals			3	15	22	40
Scoring Servers	Rk	No	Name	Aces	Faults	Serve Hits	Total Attempts	Avg by Set
	1	6	AL-MIMAR Saeed	1	-	5	6	0.33
	2	4	KAABI Majeed	-	-	8	8	0.00
	2	12	JUBOORI Hadi	-	-	6	6	0.00
	2	5	DAHASH Ahmed	-	-	5	5	0.00
	2	9	AL-UGBI Hussain	-	-	4	4	0.00
	2	11	AL-SHAMMARI Salah	-	-	3	3	0.00
	2	7	ALAIBI Naser	-	-	2	2	0.00
	2	8	KHAYOON Mahdi	-	-	2	2	0.00
	2	10	HATTAB Muayad	-	-	1	1	0.00
		2	MOHMMED Abdulmunem	-	-	-	-	
		3	MAJEED Majeed	-	-	-	-	
		13	WHAILANI Ahmed	-	-	-	-	
		Team Totals			1	-	36	37
Team	Opponent Errors & Team Faults			13	3			



MATCH STATISTICS

比赛技术统计

P3

Match Duration: 57m
Spectators: 500




BIH vs IRQ
3 0

Team	Sets	1	2	3	Total
BIH	3	25	25	25	75
IRQ	0	6	14	16	36
Playing Time		14m	18m	19m	51m

First Referee: JUNG Malsoon (KOR)

Second Referee: PLESNIK Janko (SLO)

IRQ - IRAQ

Non-scoring Diggers		Rk	No	Name	Digs	Faults	Receptions	Total Attempts	Avg by Set	
		1	6	AL-MIMAR Saeed	8	5	4	17	2.67	
		2	7	ALAIBI Naser	4	1	2	7	1.33	
		3	12	JUBOORI Hadi	3	8	3	14	1.00	
		3	3	MAJEED Majeed	3	3	2	8	1.00	
		3	4	KAABI Majeed	3	3	2	8	1.00	
		3	8	KHAYOON Mahdi	3	4	1	8	1.00	
		7	11	AL-SHAMMARI Salah	2	4	2	8	0.67	
		7	10	HATTAB Muayad	2	2	2	6	0.67	
		7	5	DAHASH Ahmed	2	2	1	5	0.67	
		10	9	AL-UGBI Hussain	1	3	1	5	0.33	
				2 MOHMMED Abdulmunem	-	-	-	-	-	
				13 WHAILANI Ahmed	-	-	-	-	-	
	Team Totals					31	35	20	86	10.33
Non-scoring Setters		Rk	No	Name	Running Sets	Faults	Still Sets	Total Attempts	Avg by Set	
		1	8	KHAYOON Mahdi	1	-	21	22	0.33	
		2	6	AL-MIMAR Saeed	-	1	15	16	0.00	
		2	9	AL-UGBI Hussain	-	1	13	14	0.00	
		2	11	AL-SHAMMARI Salah	-	-	11	11	0.00	
		2	4	KAABI Majeed	-	-	6	6	0.00	
		2	5	DAHASH Ahmed	-	-	5	5	0.00	
		2	12	JUBOORI Hadi	-	-	4	4	0.00	
		2	3	MAJEED Majeed	-	-	1	1	0.00	
		2	10	HATTAB Muayad	-	-	1	1	0.00	
				2 MOHMMED Abdulmunem	-	-	-	-	-	
				7 ALAIBI Naser	-	-	-	-	-	
				13 WHAILANI Ahmed	-	-	-	-	-	
	Team Totals					1	2	77	80	0.33
Non-scoring Receivers		Rk	No	Name	Excellents	Faults	Serve Receptions	Total Attempts	Succ %	
			12	JUBOORI Hadi	9	1	-	10		
			3	MAJEED Majeed	9	-	-	9		
			6	AL-MIMAR Saeed	7	1	1	9		
			7	ALAIBI Naser	7	-	-	7		
			10	HATTAB Muayad	7	-	-	7		
			8	KHAYOON Mahdi	5	2	-	7		
			4	KAABI Majeed	4	-	-	4		
			11	AL-SHAMMARI Salah	4	-	-	4		
			5	DAHASH Ahmed	3	-	-	3		
			9	AL-UGBI Hussain	-	2	1	3		
			2	MOHMMED Abdulmunem	-	-	-	-		
			13	WHAILANI Ahmed	-	-	-	-		
	Team Totals					55	6	2	63	87.30
Limit										
25.00 %										

Legend:	Avg	Eff%	Efficiency	Rk	Rank	Succ %	Success %
---------	-----	------	------------	----	------	--------	-----------



START LIST

参赛名单

IRQ vs RUS

P1

First Referee: CAMPBELL Joseph (USA)

Second Referee: CHAVES Ronaldo Tadeu (BRA)

IRQ - IRAQ Uniform Colour: WHITE

No	C/L	Name	Sport Class	Date of Birth	Tournament Totals				
					Spike	Block	Serve	Total	%
2		MOHMED Abdulmunem	D	2 SEP 1972	0	0	0	0	0.00
3	L	MAJEED Majeed	D	17 DEC 1967	0	0	0	0	0.00
4		KAABI Majeed	D	1 JUL 1967	5	0	0	5	21.74
5		DAHASH Ahmed	D	10 FEB 1990	1	1	0	2	8.70
6	C	AL-MIMAR Saeed	D	1 JUL 1956	2	0	1	3	13.04
7		ALAIBI Naser	D	28 MAR 1966	1	1	0	2	8.70
8		KHAYOON Mahdi	D	1 JAN 1989	0	1	0	1	4.35
9		AL-UGBI Hussain	D	18 OCT 1981	0	0	0	0	0.00
10		HATTAB Muayad	MD	1 DEC 1986	0	0	0	0	0.00
11		AL-SHAMMARI Salah	MD	11 DEC 1964	0	0	0	0	0.00
12		JUBOORI Hadi	D	20 APR 1967	10	0	0	10	43.48
13		WHAILANI Ahmed	D	23 AUG 1968	0	0	0	0	0.00

Head Coach: AL-ZUBAIDI Aamer (IRQ)

Assistant: QADER Ismael (IRQ)

Results in these Paralympic Games	Phase	Opponent	Sets	Points per Set
	Preliminary-Pool A	BIH	0 - 3	6-25, 14-25, 16-25

RUS - RUSSIAN FEDERATION Uniform Colour: RED

No	C/L	Name	Sport Class	Date of Birth	Tournament Totals				
					Spike	Block	Serve	Total	%
1		BUKIN Tanatkan	D	15 JAN 1967	0	0	0	0	0.00
2		POZDEEV Sergey	D	9 AUG 1979	0	0	0	0	0.00
3		MILENIN Viktor	D	21 NOV 1987	11	4	2	17	32.08
4	C	YAKUNIN Sergey	D	27 FEB 1961	2	0	0	2	3.77
5		UPOROV Sergey	D	20 JUN 1972	0	0	0	0	0.00
6	L	VOLKOV Alexey	D	14 MAR 1983	0	0	0	0	0.00
7		GORDIYENKO Dmitriy	D	17 OCT 1975	8	0	0	8	15.09
8		KUZOVNIKOV Evgeny	D	22 DEC 1970	0	0	0	0	0.00
9		LAVRINOVICH Andrey	D	4 DEC 1976	5	2	0	7	13.21
10		BAYCHIK Alexander	D	15 APR 1982	8	1	0	9	16.98
11		TIMCHENKO Maksim	D	26 JUL 1980	0	0	0	0	0.00
12		SAVICHEV Alexander	D	11 MAR 1989	4	6	0	10	18.87

Head Coach: D'YAKOV Victor (RUS)

Assistant: SEMENKINA Liudmila (RUS)

Results in these Paralympic Games	Phase	Opponent	Sets	Points per Set
	Preliminary-Pool A	CHN	3 - 0	25-22, 25-22, 25-23

Legend:	%	Percent of total team scoring	C	Team Captain	L	Libero Player
---------	---	-------------------------------	---	--------------	---	---------------



PLAY BY PLAY

比赛回合文字播报

Match Duration: 59m
Spectators: 1,300

IRQ vs RUS
0 vs 3

Team	Sets	1	2	3	Total
IRQ	0	13	8	15	36
RUS	3	25	25	25	75
	Playing Time	16m	16m	21m	53m

First Referee: CAMPBELL Joseph (USA)

Second Referee: CHAVES Ronaldo Tadeu (BRA)

SET 1

Rally	IRQ - Iraq				Lead	Score	Lead	RUS - Russian Federation				
1	Spike	4	KAABI M	Spike +	1	1-0		Serve	9	LAVRINOVICH A	Serve Hit	
								Dig	10	BAYCHIK A	Fault	
2	Serve	4	KAABI M	Serve Hit								
	Dig	5	DAHASH A	Fault		1-1	+	Spike	7	GORDIYENKO D	Spike	
3	Spike	12	JUBOORI H	Fault		1-2	1	+	Serve	3	MILENIN V	Serve Hit
								+	Block	4	YAKUNIN S	Kill Block
4	Block	10	HATTAB M	Fault		1-3	2	+	Serve	3	MILENIN V	Serve Hit
											Opp error	
5	Spike	12	JUBOORI H	Spike +		2-3	1		Serve	3	MILENIN V	Serve Hit
									Dig	7	GORDIYENKO D	Fault
6	Serve	6	AL-MIMAR S	Serve Hit								
	Dig	4	KAABI M	Fault		2-4	2	+	Spike	7	GORDIYENKO D	Spike
7	Dig	5	DAHASH A	Fault		2-5	3	+	Serve	4	YAKUNIN S	Serve Hit
								+	Spike	7	GORDIYENKO D	Spike
8	Block	12	JUBOORI H	Fault		2-6	4	+	Serve	4	YAKUNIN S	Serve Hit
								+	Spike	12	SAVICHEV A	Spike
9	Block	12	JUBOORI H	Fault		2-7	5	+	Serve	4	YAKUNIN S	Serve Hit
								+	Spike	12	SAVICHEV A	Spike
10	Dig	9	AL-UGBI H	Fault		2-8	6	+	Serve	4	YAKUNIN S	Serve Hit
								+	Spike	7	GORDIYENKO D	Spike
11	Spike	12	JUBOORI H	Spike +		3-8	5		Serve	4	YAKUNIN S	Serve Hit
									Block	12	SAVICHEV A	Fault
12	Serve	10	HATTAB M	Serve Hit								
	Block	5	DAHASH A	Fault		3-9	6	+	Spike	7	GORDIYENKO D	Spike
13				Opp error +		4-9	5		Serve	7	GORDIYENKO D	Serve Hit
									Spike	12	SAVICHEV A	Fault
14	Serve	12	JUBOORI H	Serve Hit								
	Dig	10	HATTAB M	Fault		4-10	6	+	Spike	10	BAYCHIK A	Spike
15	Spike	4	KAABI M	Fault		4-11	7	+	Serve	12	SAVICHEV A	Serve Hit
											Opp error	
	TIMEOUT											
16	Spike	4	KAABI M	Spike +		5-11	6		Serve	12	SAVICHEV A	Serve Hit
									Dig	7	GORDIYENKO D	Fault
17	Serve	9	AL-UGBI H	Serve Hit								
				Opp error +		6-11	5		Block	9	LAVRINOVICH A	Fault
18	Serve	9	AL-UGBI H	Serve Hit								
	Dig	9	AL-UGBI H	Fault		6-12	6	+	Spike	9	LAVRINOVICH A	Spike
19				Opp error +		7-12	5		Serve	10	BAYCHIK A	Serve Hit
									Set	12	SAVICHEV A	Fault



PLAY BY PLAY

比赛回合文字播报

SET 1

Rally	IRQ - Iraq			Lead	Score	Lead	RUS - Russian Federation			
20	Serve	5 DAHASH A	Serve Hit							
	Set	6 AL-MIMAR S	Fault		7-13	6	+		Opp error	
21	Spike	4 KAABI M	Fault		7-14	7	+	Serve	9 LAVRINOVICH A	Serve Hit
								Block	3 MILENIN V	Kill Block
22	Dig	12 JUBOORI H	Fault		7-15	8	+	Serve	9 LAVRINOVICH A	Serve Hit
								Spike	7 GORDIYENKO D	Spike
23	Spike	6 AL-MIMAR S	Spike	+	8-15	7		Serve	9 LAVRINOVICH A	Serve Hit
								Block	3 MILENIN V	Fault
24	Serve	4 KAABI M	Serve Hit	+	9-15	6		Spike	3 MILENIN V	Fault
			Opp error							
25	Block	6 AL-MIMAR S	Serve Hit	+	9-16	7				Opp error
			Fault							
26	Block	10 HATTAB M	Fault		9-17	8	+	Serve	3 MILENIN V	Serve Hit
								Spike	12 SAVICHEV A	Spike
27	Block	12 JUBOORI H	Fault		9-18	9	+	Serve	3 MILENIN V	Serve Hit
								Spike	12 SAVICHEV A	Spike
28	Reception	5 DAHASH A	Fault		9-19	10	+	Serve	3 MILENIN V	Aces
	Sub	10 HATTAB M	Out							
		11 AL-SHAMMARI S	In							
29			Opp error	+	10-19	9		Serve	3 MILENIN V	Serve Hit
									Spike	7 GORDIYENKO D
30	Dig	6 AL-MIMAR S	Serve Hit		10-20	10	+	Spike	7 GORDIYENKO D	Spike
			Fault							
31	Dig	5 DAHASH A	Fault		10-21	11	+	Serve	4 YAKUNIN S	Serve Hit
								Block	12 SAVICHEV A	Kill Block
	Sub	5 DAHASH A	Out							
		13 WHAILANI A	In							
32	Spike	12 JUBOORI H	Spike	+	11-21	10		Serve	4 YAKUNIN S	Serve Hit
									Dig	9 LAVRINOVICH A
33	Dig	6 AL-MIMAR S	Serve Hit		11-22	11	+	Spike	7 GORDIYENKO D	Spike
			Fault							
34			Opp error	+	12-22	10		Serve	7 GORDIYENKO D	Serve Hit
									Block	12 SAVICHEV A
35	Serve	12 JUBOORI H	Serve Hit		12-23	11	+	Spike	9 LAVRINOVICH A	Spike
			Fault							
		TIMEOUT								
	Sub	6 AL-MIMAR S	Out							
		8 KHAYOON M	In							
36	Spike	4 KAABI M	Spike	+	13-23	10		Serve	12 SAVICHEV A	Serve Hit
									Block	3 MILENIN V
37	Block	13 WHAILANI A	Serve Hit		13-24	11	+	Spike	3 MILENIN V	Spike
			Fault							
38	Spike	4 KAABI M	Fault		13-25	12	+	Serve	10 BAYCHIK A	Serve Hit

SET 2

Rally	IRQ - Iraq			Lead	Score	Lead	RUS - Russian Federation			
39	Dig	5 DAHASH A	Serve Hit		0-1	1	+	Spike	3 MILENIN V	Spike
			Fault							



PLAY BY PLAY

比赛回合文字播报

SET 2

Rally	IRQ - Iraq			Lead	Score	Lead	RUS - Russian Federation			
40	Block	12 JUBOORI H	Fault		0-2	2	+	Serve	3 MILENIN V	Serve Hit
								Spike	12 SAVICHEV A	Spike
41	Spike	10 HATTAB M	Spike	+	1-2	1		Serve	3 MILENIN V	Serve Hit
								Dig	10 BAYCHIK A	Fault
42	Serve	6 AL-MIMAR S	Serve Hit							
	Dig	3 MAJEED M	Fault		1-3	2	+	Serve	7 GORDIYENKO D	Spike
43	Reception	5 DAHASH A	Fault		1-4	3	+	Serve	4 YAKUNIN S	Aces
44			Opp error	+	2-4	2		Serve	4 YAKUNIN S	Serve Hit
								Spike	7 GORDIYENKO D	Fault
45	Serve	10 HATTAB M	Serve Hit							
	Block	5 DAHASH A	Fault		2-5	3	+	Serve	12 SAVICHEV A	Spike
46	Spike	12 JUBOORI H	Fault		2-6	4	+	Serve	7 GORDIYENKO D	Serve Hit
								Block	12 SAVICHEV A	Kill Block
47	Spike	9 AL-UGBI H	Fault		2-7	5	+	Serve	7 GORDIYENKO D	Serve Hit
								Block	10 BAYCHIK A	Kill Block
48	Set	9 AL-UGBI H	Fault		2-8	6	+	Serve	7 GORDIYENKO D	Serve Hit
										Opp error
49	Spike	12 JUBOORI H	Fault		2-9	7	+	Serve	7 GORDIYENKO D	Serve Hit
								Block	12 SAVICHEV A	Kill Block
50	Dig	10 HATTAB M	Fault		2-10	8	+	Serve	7 GORDIYENKO D	Serve Hit
								Block	12 SAVICHEV A	Kill Block
	Sub	5 DAHASH A	Out							
		7 ALAIBI N	In							
51	Block	12 JUBOORI H	Kill Block	+	3-10	7		Serve	7 GORDIYENKO D	Serve Hit
								Spike	9 LAVRINOVICH A	Fault
52	Serve	12 JUBOORI H	Serve Hit							
	Block	7 ALAIBI N	Fault		3-11	8	+	Serve	9 LAVRINOVICH A	Spike
53	Dig	4 KAABI M	Fault		3-12	9	+	Serve	12 SAVICHEV A	Serve Hit
								Spike	9 LAVRINOVICH A	Spike
	TIMEOUT									
54			Opp error	+	4-12	8		Serve	12 SAVICHEV A	Fault
55	Serve	9 AL-UGBI H	Serve Hit							
	Dig	4 KAABI M	Fault		4-13	9	+	Serve	3 MILENIN V	Spike
56	Reception	6 AL-MIMAR S	Fault		4-14	10	+	Serve	10 BAYCHIK A	Aces
	Sub	7 ALAIBI N	Out							
		5 DAHASH A	In							
57	Dig	3 MAJEED M	Fault		4-15	11	+	Serve	10 BAYCHIK A	Serve Hit
								Spike	3 MILENIN V	Spike
58	Reception	6 AL-MIMAR S	Fault		4-16	12	+	Serve	10 BAYCHIK A	Aces
	Sub	6 AL-MIMAR S	Out							
		8 KHAYOON M	In							
59	Block	5 DAHASH A	Fault		4-17	13	+	Serve	10 BAYCHIK A	Serve Hit
								Spike	3 MILENIN V	Spike
60	Dig	3 MAJEED M	Fault		4-18	14	+	Serve	10 BAYCHIK A	Serve Hit
								Spike	3 MILENIN V	Spike
61	Spike	5 DAHASH A	Fault		4-19	15	+	Serve	10 BAYCHIK A	Serve Hit
								Block	3 MILENIN V	Kill Block
62			Opp error	+	5-19	14		Serve	10 BAYCHIK A	Fault



PLAY BY PLAY

比赛回合文字播报

SET 2

Rally	IRQ - Iraq			Lead	Score	Lead	RUS - Russian Federation		
63	Serve	5 DAHASH A	Serve Hit						
	Spike	10 HATTAB M	Fault		5-20	15	+		Opp error
	Sub	10 HATTAB M	Out						
		11 AL-SHAMMARI S	In						
64	Serve	9 LAVRINOVICH A	Serve Hit						
	Dig	9 LAVRINOVICH A	Fault		6-20	14			
65	Serve	4 KAABI M	Serve Hit						
	Block	12 JUBOORI H	Kill Block	+	7-20	13		Spike	3 MILENIN V Fault
66	Serve	4 KAABI M	Serve Hit						
	Spike	12 JUBOORI H	Fault		7-21	14	+	Block	3 MILENIN V Kill Block
67			Opp error	+	8-21	13		Serve	3 MILENIN V Serve Hit
								Spike	3 MILENIN V Fault
68	Serve	8 KHAYOON M	Serve Hit						
	Dig	3 MAJEED M	Fault		8-22	14	+	Spike	7 GORDIYENKO D Spike
	TIMEOUT								
69	Serve	4 YAKUNIN S	Serve Hit						
	Spike	12 JUBOORI H	Fault		8-23	15	+		Opp error
70		T E A M	Fault		8-24	16	+	Serve	4 YAKUNIN S Serve Hit
								Spike	7 GORDIYENKO D Spike
71	Serve	4 YAKUNIN S	Serve Hit						
	Spike	11 AL-SHAMMARI S	Fault		8-25	17	+	Block	12 SAVICHEV A Kill Block

SET 3

Rally	IRQ - Iraq			Lead	Score	Lead	RUS - Russian Federation		
72	Serve	9 LAVRINOVICH A	Serve Hit						
	Block	3 MILENIN V	Fault	1	1-0				
73	Serve	4 KAABI M	Serve Hit						
	Block	6 AL-MIMAR S	Fault		1-1		+		Opp error
74	Serve	3 MILENIN V	Serve Hit						
	Block	10 HATTAB M	Fault		1-2	1	+	Spike	12 SAVICHEV A Spike
75			Opp error	+	2-2			Serve	3 MILENIN V Serve Hit
								Spike	7 GORDIYENKO D Fault
76	Serve	6 AL-MIMAR S	Serve Hit						
	Spike	12 JUBOORI H	Spike	+	3-2			Block	4 YAKUNIN S Fault
77	Serve	6 AL-MIMAR S	Serve Hit						
	Dig	5 DAHASH A	Fault		3-3		+	Spike	3 MILENIN V Spike
78	Serve	4 YAKUNIN S	Serve Hit						
	Set	6 AL-MIMAR S	Fault		3-4	1	+		Opp error
79	Serve	4 YAKUNIN S	Serve Hit						
	Spike	12 JUBOORI H	Fault		3-5	2	+	Block	7 GORDIYENKO D Kill Block
80	Serve	4 YAKUNIN S	Serve Hit						
	Spike	12 JUBOORI H	Spike	+	4-5	1		Dig	9 LAVRINOVICH A Fault
81	Serve	10 HATTAB M	Aces	+	5-5			Reception	10 BAYCHIK A Fault
	Serve	10 HATTAB M	Serve Hit						
82	Set	9 AL-UGBI H	Fault		5-6	1	+		Opp error
								Serve	7 GORDIYENKO D Serve Hit
83	Dig	3 MAJEED M	Fault		5-7	2	+	Spike	12 SAVICHEV A Spike
								Serve	7 GORDIYENKO D Serve Hit
84	Serve	7 GORDIYENKO D	Serve Hit						
	Block	9 AL-UGBI H	Fault		5-8	3	+	Spike	9 LAVRINOVICH A Spike



PLAY BY PLAY

比赛回合文字播报

SET 3

Rally	IRQ - Iraq				Lead	Score	Lead	RUS - Russian Federation		
								Serve	7 GORDIYENKO D	Serve Hit
85	Block	12 JUBOORI H	Kill Block	+		6-8	2	Spike	9 LAVRINOVICH A	Fault
	Serve	12 JUBOORI H	Serve Hit							
86	Block	9 AL-UGBI H	Kill Block	+		7-8	1	Spike	9 LAVRINOVICH A	Fault
	Serve	12 JUBOORI H	Serve Hit							
87	Dig	12 JUBOORI H	Fault			7-9	2	+ Spike	10 BAYCHIK A	Spike
								Serve	12 SAVICHEV A	Serve Hit
88	Dig	12 JUBOORI H	Fault			7-10	3	+ Spike	3 MILENIN V	Spike
								Serve	12 SAVICHEV A	Serve Hit
89	Spike	12 JUBOORI H	Fault			7-11	4	+		Opp error
	Sub	5 DAHASH A	Out							
		7 ALAIBI N	In							
								Serve	12 SAVICHEV A	Serve Hit
90	Block	7 ALAIBI N	Fault			7-12	5	+ Block	3 MILENIN V	Kill Block
								Serve	12 SAVICHEV A	Serve Hit
91	Dig	10 HATTAB M	Fault			7-13	6	+ Block	10 BAYCHIK A	Kill Block
	Sub	6 AL-MIMAR S	Out							
		8 KHAYOON M	In							
								Serve	12 SAVICHEV A	Serve Hit
92	Block	4 KAABI M	Kill Block	+		8-13	5	Dig	4 YAKUNIN S	Fault
	Serve	9 AL-UGBI H	Serve Hit							
93	Block	4 KAABI M	Fault			8-14	6	+		Opp error
								Serve	10 BAYCHIK A	Serve Hit
94	Spike	8 KHAYOON M	Spike	+		9-14	5	Block	9 LAVRINOVICH A	Fault
	Serve	7 ALAIBI N	Serve Hit							
95	Block	10 HATTAB M	Fault			9-15	6	+		Opp error
	Sub	10 HATTAB M	Out							
		11 AL-SHAMMARI S	In							
								Serve	9 LAVRINOVICH A	Serve Hit
96	Set	4 KAABI M	Fault			9-16	7	+		Opp error
								Serve	9 LAVRINOVICH A	Serve Hit
97	Dig	12 JUBOORI H	Fault			9-17	8	+ Spike	3 MILENIN V	Spike
	Sub	7 ALAIBI N	Out							
		5 DAHASH A	In							
								Serve	9 LAVRINOVICH A	Serve Hit
98	Dig	11 AL-SHAMMARI S	Fault			9-18	9	+ Spike	7 GORDIYENKO D	Spike
								Sub	4 YAKUNIN S	Out
									2 POZDEEV S	In
								Serve	9 LAVRINOVICH A	Serve Hit
99	Spike	11 AL-SHAMMARI S	Spike	+		10-18	8	Block	2 POZDEEV S	Fault
	Serve	4 KAABI M	Serve Hit							
100	Spike	12 JUBOORI H	Fault			10-19	9	+		Opp error
								Serve	3 MILENIN V	Serve Hit
101	Spike	12 JUBOORI H	Spike	+		11-19	8	Block	12 SAVICHEV A	Fault
	Serve	4 KAABI M	Serve Hit							
102		T E A M	Fault			11-20	9	+		Opp error
103			Opp error	+		12-20	8	Serve	2 POZDEEV S	Fault



PLAY BY PLAY

比赛回合文字播报

SET 3

Rally	IRQ - Iraq			Lead	Score	Lead	RUS - Russian Federation		
104	Serve	11 AL-SHAMMARI S	Serve Hit						
			Opp error +		13-20	7	Set	2 POZDEEV S	Fault
105	Serve	11 AL-SHAMMARI S	Serve Hit						
	Spike	12 JUBOORI H	Fault		13-21	8	+		Opp error
106	Dig	3 MAJEED M	Fault		13-22	9	+	Serve	7 GORDIYENKO D
								Spike	9 LAVRINOVICH A
	Sub	8 KHAYOON M	Out						
		6 AL-MIMAR S	In						
107			Opp error +		14-22	8		Serve	7 GORDIYENKO D
								Block	12 SAVICHEV A
								Sub	9 LAVRINOVICH A
									1 BUKIN T
108	Serve	12 JUBOORI H	Serve Hit						
			Opp error +		15-22	7		Spike	1 BUKIN T
109	Serve	12 JUBOORI H	Serve Hit						
	Dig	11 AL-SHAMMARI S	Fault		15-23	8	+	Spike	10 BAYCHIK A
110	Dig	6 AL-MIMAR S	Fault		15-24	9	+	Serve	12 SAVICHEV A
								Block	10 BAYCHIK A
	TIMEOUT								
111	Reception	6 AL-MIMAR S	Fault		15-25	10	+	Serve	12 SAVICHEV A
									Aces

Legend:

+ Point scored by team **Opp** Opponent **Sub** Substitution



MATCH RESULT

比赛结果表

P2

Match Duration: 59m
Spectators: 1,300

IRQ vs RUS
0 vs 3

Team	Sets	1	2	3	Total
IRQ	0	13	8	15	36
RUS	3	25	25	25	75
Playing Time		16m	16m	21m	53m

First Referee: CAMPBELL Joseph (USA)

Second Referee: CHAVES Ronaldo Tadeu (BRA)

IRQ - IRAQ								
No	C/L	Name	1	2	3	4	5	Pts
2		MOHMED Abdulmunem						0
3	L	MAJEED Majeed	L	L	L			0
4		KAABI Majeed	2	1	2			4
5		DAHASH Ahmed	1	6	1			0
6	C	AL-MIMAR Saeed	3	2	3			1
7		ALAIBI Naser		5	5			0
8		KHAYOON Mahdi	6	6	6			1
9		AL-UGBI Hussain	6	5	6			1
10		HATTAB Muayad	4	3	4			3
11		AL-SHAMMARI Salah	10	10	10			2
12		JUBOORI Hadi	5	4	5			9
13		WHAILANI Ahmed	5					0
Head Coach:		AL-ZUBAIDI Aamer (IRQ)						
Assistant Coach:		QADER Ismael (IRQ)						

RUS - RUSSIAN FEDERATION								
No	C/L	Name	1	2	3	4	5	Pts
1		BUKIN Tanatkan			9			0
2		POZDEEV Sergey			4			0
3		MILENIN Viktor	2	2	2			14
4	C	YAKUNIN Sergey	3	3	3			2
5		UPOROV Sergey						0
6	L	VOLKOV Alexey	L	L	L			0
7		GORDIYENKO Dmitriy	4	4	4			13
8		KUZOVNIKOV Evgeny						0
9		LAVRINOVICH Andrey	1	1	1			6
10		BAYCHIK Alexander	6	6	6			8
11		TIMCHENKO Maksim						0
12		SAVICHEV Alexander	5	5	5			14
Head Coach:		D'YAKOV Victor (RUS)						
Assistant Coach:		SEMENKINA Liudmila (RUS)						

TEAM AND PLAYER PERFORMANCES

Won	Total Atts	No	Name
15	82	Total Team	
6	39	12	JUBOORI Hadi
3	14	4	KAABI Majeed
2	6	11	AL-SHAMMARI Salah
5	45	Total Team	
3	10	12	JUBOORI Hadi
1	6	4	KAABI Majeed
1	2	9	AL-UGBI Hussain
1	37	Total Team	
1	4	10	HATTAB Muayad
15		Total Team	
36	164	Total Team	
9	56	12	JUBOORI Hadi

Scoring Skills
Spike
Block
Serve
Opp Error
Total
Best Scorer

Won	Total Atts	No	Name
38	75	Total Team	
12	27	7	GORDIYENKO Dmitriy
9	17	3	MILENIN Viktor
8	11	12	SAVICHEV Alexander
14	44	Total Team	
5	13	12	SAVICHEV Alexander
4	12	3	MILENIN Viktor
3	9	10	BAYCHIK Alexander
5	74	Total Team	
2	10	10	BAYCHIK Alexander
1	15	4	YAKUNIN Sergey
1	13	3	MILENIN Viktor
18		Total Team	
75	193	Total Team	
14	42	3	MILENIN Viktor

Legend:			
Atts	Attempts	C	Team Captain
n	Starting Line-Up where n=starting position on Court (i.e. positions 1 to 6)	L	Libero Player
nn	Substitute where nn=jersey number of out going player	Opp	Opponent
		L	Substitute Libero
		Pts	Points scored



MATCH STATISTICS

比赛技术统计

P3

Match Duration: 59m
Spectators: 1,300




IRQ vs RUS
0 3

Team	Sets	1	2	3	Total
IRQ	0	13	8	15	36
RUS	3	25	25	25	75
Playing Time		16m	16m	21m	53m

First Referee: CAMPBELL Joseph (USA)

Second Referee: CHAVES Ronaldo Tadeu (BRA)

IRQ - IRAQ

Scoring Spikers	Rk	No	Name	Spikes	Faults	Shots	Total Attempts	Eff %
	1	12	JUBOORI Hadi	6	9	24	39	0.00
	1	4	KAABI Majeed	3	3	8	14	0.00
		9	AL-UGBI Hussain	-	1	5	6	
		11	AL-SHAMMARI Salah	2	1	3	6	
		10	HATTAB Muayad	2	1	2	5	
		7	ALAIBI Naser	-	-	4	4	
		5	DAHASH Ahmed	-	1	3	4	
		6	AL-MIMAR Saeed	1	-	2	3	
		8	KHAYOON Mahdi	1	-	-	1	
		2	MOHMMED Abdulmunem	-	-	-	-	
		3	MAJEED Majeed	-	-	-	-	
		13	WHAILANI Ahmed	-	-	-	-	
	Limit	15.00 %						
Team Totals				15	16	51	82	0.00
Scoring Blockers	Rk	No	Name	Kill Blocks	Faults	Rebounds	Total Attempts	Avg by Set
	1	12	JUBOORI Hadi	3	4	3	10	1.00
	2	4	KAABI Majeed	1	1	4	6	0.33
	2	9	AL-UGBI Hussain	1	1	-	2	0.33
	4	10	HATTAB Muayad	-	4	4	8	0.00
	4	6	AL-MIMAR Saeed	-	2	3	5	0.00
	4	7	ALAIBI Naser	-	2	3	5	0.00
	4	5	DAHASH Ahmed	-	3	2	5	0.00
	4	8	KHAYOON Mahdi	-	-	2	2	0.00
	4	11	AL-SHAMMARI Salah	-	-	1	1	0.00
	4	13	WHAILANI Ahmed	-	1	-	1	0.00
		2	MOHMMED Abdulmunem	-	-	-	-	
		3	MAJEED Majeed	-	-	-	-	
	Team Totals				5	18	22	45
Scoring Servers	Rk	No	Name	Aces	Faults	Serve Hits	Total Attempts	Avg by Set
	1	10	HATTAB Muayad	1	-	3	4	0.33
	2	4	KAABI Majeed	-	-	9	9	0.00
	2	12	JUBOORI Hadi	-	-	7	7	0.00
	2	6	AL-MIMAR Saeed	-	-	5	5	0.00
	2	9	AL-UGBI Hussain	-	-	5	5	0.00
	2	11	AL-SHAMMARI Salah	-	-	3	3	0.00
	2	5	DAHASH Ahmed	-	-	2	2	0.00
	2	7	ALAIBI Naser	-	-	1	1	0.00
	2	8	KHAYOON Mahdi	-	-	1	1	0.00
		2	MOHMMED Abdulmunem	-	-	-	-	
		3	MAJEED Majeed	-	-	-	-	
		13	WHAILANI Ahmed	-	-	-	-	
	Team Totals				1	-	36	37
Team	Opponent Errors & Team Faults			15	3			



MATCH STATISTICS

比赛技术统计

P3

Match Duration: 59m
Spectators: 1,300




IRQ vs RUS
0 vs 3

Team	Sets	1	2	3	Total
IRQ	0	13	8	15	36
RUS	3	25	25	25	75
Playing Time		16m	16m	21m	53m

First Referee: CAMPBELL Joseph (USA)

Second Referee: CHAVES Ronaldo Tadeu (BRA)

IRQ - IRAQ

Non-scoring Diggers		Rk	No	Name	Digs	Faults	Receptions	Total Attempts	Avg by Set
	1	5	DAHASH Ahmed	6	5	3	14	2.00	
	2	6	AL-MIMAR Saeed	4	3	1	8	1.33	
	3	4	KAABI Majeed	3	3	-	6	1.00	
	4	9	AL-UGBI Hussain	2	2	4	8	0.67	
	4	12	JUBOORI Hadi	2	4	1	7	0.67	
	6	10	HATTAB Muayad	1	3	2	6	0.33	
	6	11	AL-SHAMMARI Salah	1	2	-	3	0.33	
	6	7	ALAIBI Naser	1	-	-	1	0.33	
	9	3	MAJEED Majeed	-	6	1	7	0.00	
		2	MOHMMED Abdulmunem	-	-	-	-	-	
		8	KHAYOON Mahdi	-	-	-	-	-	
		13	WHAILANI Ahmed	-	-	-	-	-	
	Team Totals				20	28	12	60	6.67
Non-scoring Setters		Rk	No	Name	Running Sets	Faults	Still Sets	Total Attempts	Avg by Set
	1	9	AL-UGBI Hussain	1	2	21	24	0.33	
	2	6	AL-MIMAR Saeed	-	2	20	22	0.00	
	2	8	KHAYOON Mahdi	-	-	11	11	0.00	
	2	10	HATTAB Muayad	-	-	4	4	0.00	
	2	11	AL-SHAMMARI Salah	-	-	2	2	0.00	
	2	4	KAABI Majeed	-	1	1	2	0.00	
	2	3	MAJEED Majeed	-	-	1	1	0.00	
	2	5	DAHASH Ahmed	-	-	1	1	0.00	
	2	7	ALAIBI Naser	-	-	1	1	0.00	
	2	13	WHAILANI Ahmed	-	-	1	1	0.00	
		2	MOHMMED Abdulmunem	-	-	-	-	-	
		12	JUBOORI Hadi	-	-	-	-	-	
	Team Totals				1	5	63	69	0.33
Non-scoring Receivers		Rk	No	Name	Excellents	Faults	Serve Receptions	Total Attempts	Succ %
	1	5	DAHASH Ahmed	23	2	-	25	92.00	
		6	AL-MIMAR Saeed	12	3	-	15		
		10	HATTAB Muayad	10	-	1	11		
		9	AL-UGBI Hussain	7	-	-	7		
		3	MAJEED Majeed	2	-	-	2		
		7	ALAIBI Naser	2	-	-	2		
		8	KHAYOON Mahdi	2	-	-	2		
		11	AL-SHAMMARI Salah	1	-	1	2		
		12	JUBOORI Hadi	1	-	-	1		
		2	MOHMMED Abdulmunem	-	-	-	-		
		4	KAABI Majeed	-	-	-	-		
		13	WHAILANI Ahmed	-	-	-	-		
	Team Totals				60	5	2	67	89.55
Limit		25.00 %							

Legend:	Avg	Eff%	Efficiency	Rk	Rank	Succ %	Success %
---------	-----	------	------------	----	------	--------	-----------



MATCH STATISTICS

比赛技术统计

P3

Match Duration: 59m
Spectators: 1,300




IRQ vs RUS
0 3

Team	Sets	1	2	3	Total
IRQ	0	13	8	15	36
RUS	3	25	25	25	75
Playing Time		16m	16m	21m	53m

First Referee: CAMPBELL Joseph (USA)

Second Referee: CHAVES Ronaldo Tadeu (BRA)

RUS - RUSSIAN FEDERATION

Scoring Spikers	Rk	No	Name	Spikes	Faults	Shots	Total Attempts	Eff %
	1	3	MILENIN Viktor	9	3	5	17	35.29
	2	7	GORDIYENKO Dmitriy	12	3	12	27	33.33
	3	9	LAVRINOVICH Andrey	6	3	4	13	23.08
		12	SAVICHEV Alexander	8	1	2	11	
		10	BAYCHIK Alexander	3	-	1	4	
		1	BUKIN Tanatkan	-	1	1	2	
		4	YAKUNIN Sergey	-	-	1	1	
		2	POZDEEV Sergey	-	-	-	-	
		5	UPOROV Sergey	-	-	-	-	
		6	VOLKOV Alexey	-	-	-	-	
		8	KUZOVNIKOV Evgeny	-	-	-	-	
	11	TIMCHENKO Maksim	-	-	-	-		
Limit								
15.00 %								
Team Totals				38	11	26	75	36.00
Scoring Blockers	Rk	No	Name	Kill Blocks	Faults	Rebounds	Total Attempts	Avg by Set
	1	12	SAVICHEV Alexander	5	4	4	13	1.67
	2	3	MILENIN Viktor	4	3	5	12	1.33
	3	10	BAYCHIK Alexander	3	-	6	9	1.00
	4	4	YAKUNIN Sergey	1	1	3	5	0.33
	4	7	GORDIYENKO Dmitriy	1	-	-	1	0.33
	6	9	LAVRINOVICH Andrey	-	2	1	3	0.00
	6	2	POZDEEV Sergey	-	1	-	1	0.00
		1	BUKIN Tanatkan	-	-	-	-	
		5	UPOROV Sergey	-	-	-	-	
		6	VOLKOV Alexey	-	-	-	-	
		8	KUZOVNIKOV Evgeny	-	-	-	-	
	11	TIMCHENKO Maksim	-	-	-	-		
Team Totals				14	11	19	44	4.67
Scoring Servers	Rk	No	Name	Aces	Faults	Serve Hits	Total Attempts	Avg by Set
	1	10	BAYCHIK Alexander	2	1	7	10	0.67
	2	4	YAKUNIN Sergey	1	-	14	15	0.33
	2	3	MILENIN Viktor	1	-	12	13	0.33
	2	12	SAVICHEV Alexander	1	1	10	12	0.33
	5	7	GORDIYENKO Dmitriy	-	-	13	13	0.00
	5	9	LAVRINOVICH Andrey	-	-	10	10	0.00
	5	2	POZDEEV Sergey	-	1	-	1	0.00
		1	BUKIN Tanatkan	-	-	-	-	
		5	UPOROV Sergey	-	-	-	-	
		6	VOLKOV Alexey	-	-	-	-	
		8	KUZOVNIKOV Evgeny	-	-	-	-	
	11	TIMCHENKO Maksim	-	-	-	-		
Team Totals				5	3	66	74	1.67
Team	Opponent Errors & Team Faults			18				



MATCH STATISTICS

比赛技术统计

P3

Match Duration: 59m
Spectators: 1,300




IRQ vs RUS
0 vs 3

Team	Sets	1	2	3	Total
IRQ	0	13	8	15	36
RUS	3	25	25	25	75
Playing Time		16m	16m	21m	53m

First Referee: CAMPBELL Joseph (USA)

Second Referee: CHAVES Ronaldo Tadeu (BRA)

RUS - RUSSIAN FEDERATION

Non-scoring Diggers		Rk	No	Name	Digs	Faults	Receptions	Total Attempts	Avg by Set	
	1	9	LAVRINOVICH Andrey	12	3	3	18	4.00		
	2	4	YAKUNIN Sergey	11	1	2	14	3.67		
	3	3	MILENIN Viktor	8	-	2	10	2.67		
	4	10	BAYCHIK Alexander	6	2	-	8	2.00		
	4	12	SAVICHEV Alexander	6	-	1	7	2.00		
	6	6	VOLKOV Alexey	3	-	-	3	1.00		
	7	7	GORDIYENKO Dmitriy	2	2	5	9	0.67		
	8	2	POZDEEV Sergey	1	-	-	1	0.33		
			1	BUKIN Tanatkan	-	-	-	-		
			5	UPOROV Sergey	-	-	-	-		
			8	KUZOVNIKOV Evgeny	-	-	-	-		
			11	TIMCHENKO Maksim	-	-	-	-		
Team Totals					49	8	13	70	16.33	
Non-scoring Setters		Rk	No	Name	Running Sets	Faults	Still Sets	Total Attempts	Avg by Set	
	1	4	YAKUNIN Sergey	4	-	35	39	1.33		
	2	10	BAYCHIK Alexander	1	-	12	13	0.33		
	3	2	POZDEEV Sergey	-	1	3	4	0.00		
	3	3	MILENIN Viktor	-	-	3	3	0.00		
	3	7	GORDIYENKO Dmitriy	-	-	3	3	0.00		
	3	12	SAVICHEV Alexander	-	1	2	3	0.00		
				1	BUKIN Tanatkan	-	-	-	-	
				5	UPOROV Sergey	-	-	-	-	
				6	VOLKOV Alexey	-	-	-	-	
				8	KUZOVNIKOV Evgeny	-	-	-	-	
				9	LAVRINOVICH Andrey	-	-	-	-	
			11	TIMCHENKO Maksim	-	-	-	-		
Team Totals					5	2	58	65	1.67	
Non-scoring Receivers		Rk	No	Name	Excellents	Faults	Serve Receptions	Total Attempts	Succ %	
	1	10	BAYCHIK Alexander	10	1	1	12	83.33		
				3	MILENIN Viktor	8	-	-	8	
				9	LAVRINOVICH Andrey	4	-	1	5	
				7	GORDIYENKO Dmitriy	4	-	-	4	
				6	VOLKOV Alexey	3	-	-	3	
				12	SAVICHEV Alexander	3	-	-	3	
				1	BUKIN Tanatkan	-	-	-	-	
				2	POZDEEV Sergey	-	-	-	-	
				4	YAKUNIN Sergey	-	-	-	-	
				5	UPOROV Sergey	-	-	-	-	
				8	KUZOVNIKOV Evgeny	-	-	-	-	
			11	TIMCHENKO Maksim	-	-	-	-		
Team Totals					32	1	2	35	91.43	
Limit										
25.00 %										

Legend:	Avg	Eff%	Rk	Succ %
	Average	Efficiency	Rank	Success %



START LIST

参赛名单

IRQ vs CHN

P1

First Referee: CHAVES Ronaldo Tadeu (BRA)

Second Referee: FELDSHTEYN Viktor (UKR)

IRQ - IRAQ Uniform Colour: GREEN

No	C/L	Name	Sport Class	Date of Birth	Tournament Totals				
					Spike	Block	Serve	Total	%
2		MOHMED Abdulmunem	D	2 SEP 1972	0	0	0	0	0.00
3	L	MAJEED Majeed	D	17 DEC 1967	0	0	0	0	0.00
4		KAABI Majeed	D	1 JUL 1967	8	1	0	9	20.45
5		DAHASH Ahmed	D	10 FEB 1990	1	1	0	2	4.55
6	C	AL-MIMAR Saeed	D	1 JUL 1956	3	0	1	4	9.09
7		ALAIBI Naser	D	28 MAR 1966	1	1	0	2	4.55
8		KHAYOON Mahdi	D	1 JAN 1989	1	1	0	2	4.55
9		AL-UGBI Hussain	D	18 OCT 1981	0	1	0	1	2.27
10		HATTAB Muayad	MD	1 DEC 1986	2	0	1	3	6.82
11		AL-SHAMMARI Salah	MD	11 DEC 1964	2	0	0	2	4.55
12		JUBOORI Hadi	D	20 APR 1967	16	3	0	19	43.18
13		WHAILANI Ahmed	D	23 AUG 1968	0	0	0	0	0.00

Head Coach: AL-ZUBAIDI Aamer (IRQ)

Assistant: QADER Ismael (IRQ)

Results in these Paralympic Games	Phase	Opponent	Sets	Points per Set
	Preliminary-Pool A	RUS	0 - 3	13-25, 8-25, 15-25
	Preliminary-Pool A	BIH	0 - 3	6-25, 14-25, 16-25

CHN - CHINA Uniform Colour: RED

No	C/L	Name	Sport Class	Date of Birth	Tournament Totals				
					Spike	Block	Serve	Total	%
1		TONG Jiao	D	18 AUG 1974	4	0	0	4	5.06
2		DOU Wencheng	D	5 AUG 1983	0	0	0	0	0.00
3	C	HUANG Chunji	D	11 FEB 1978	0	0	0	0	0.00
5		GAO Hui	D	7 SEP 1987	12	2	2	16	20.25
6		LI Ji	D	12 AUG 1985	0	0	0	0	0.00
7		WANG Xiaolang	D	15 AUG 1980	0	0	0	0	0.00
8		ZHOU Canming	D	3 MAR 1982	8	3	0	11	13.92
9		WANG Haidong	D	30 JAN 1980	12	3	1	16	20.25
10		LI Mingfa	D	17 DEC 1984	6	3	1	10	12.66
11		ZHANG Zhongmin	MD	25 AUG 1978	19	2	1	22	27.85
12		LI Lei	MD	23 MAR 1991	0	0	0	0	0.00
13	L	DING Xiaochao	D	13 JUL 1987	0	0	0	0	0.00

Head Coach: LIU Fangqing (CHN)

Assistant: ZHANG Guiying (CHN)

Results in these Paralympic Games	Phase	Opponent	Sets	Points per Set
	Preliminary-Pool A	RUS	0 - 3	22-25, 22-25, 23-25
	Preliminary-Pool A	BIH	0 - 3	14-25, 22-25, 17-25

Legend: % Percent of total team scoring C Team Captain L Libero Player



PLAY BY PLAY

比赛回合文字播报

Match Duration: 59m
Spectators: 4,000

IRQ vs CHN
0 vs 3

Team	Sets	1	2	3	Total
IRQ	0	9	17	12	38
CHN	3	25	25	25	75
	Playing Time	15m	22m	16m	53m

First Referee: CHAVES Ronaldo Tadeu (BRA)

Second Referee: FELDSHTEYN Viktor (UKR)

SET 1

Rally	IRQ - Iraq			Lead	Score	Lead	CHN - People's Republic of China		
1			Opp error +	1	1-0		Serve	1 TONG J	Serve Hit
							Spike	5 GAO H	Fault
2	Serve	4 KAABI M	Fault		1-1				Opp error
3	Block	7 ALAIBI N	Fault		1-2	1	Serve	9 WANG H	Serve Hit
									Opp error
4	Spike	12 JUBOORI H	Spike +		2-2		Serve	9 WANG H	Serve Hit
								T E A M	Fault
5	Serve	6 AL-MIMAR S	Serve Hit						
	Dig	6 AL-MIMAR S	Fault		2-3	1	+ Spike	5 GAO H	Spike
6	Spike	12 JUBOORI H	Spike +		3-3		Serve	5 GAO H	Serve Hit
							Block	8 ZHOU C	Fault
7	Serve	7 ALAIBI N	Serve Hit						
	Dig	4 KAABI M	Fault		3-4	1	+ Spike	11 ZHANG Z	Spike
8			Opp error +		4-4		Serve	8 ZHOU C	Fault
9	Serve	12 JUBOORI H	Serve Hit						
	Dig	7 ALAIBI N	Fault		4-5	1	+ Spike	11 ZHANG Z	Spike
10	Spike	4 KAABI M	Fault		4-6	2	+ Block	11 ZHANG Z	Kill Block
11	Spike	12 JUBOORI H	Spike +		5-6	1	Serve	10 LI M	Serve Hit
							Dig	8 ZHOU C	Fault
12	Serve	9 AL-UGBI H	Serve Hit						
	Block	6 AL-MIMAR S	Fault		5-7	2	+ Spike	9 WANG H	Spike
13	Dig	7 ALAIBI N	Fault		5-8	3	+ Spike	11 ZHANG Z	Serve Hit
								5 GAO H	Spike
14	Block	4 KAABI M	Fault		5-9	4	+ Spike	11 ZHANG Z	Serve Hit
								5 GAO H	Spike
15	Block	4 KAABI M	Fault		5-10	5	+ Spike	11 ZHANG Z	Serve Hit
								9 WANG H	Spike
	TIMEOUT								
16	Dig	4 KAABI M	Fault		5-11	6	+ Block	11 ZHANG Z	Serve Hit
								9 WANG H	Kill Block
17	Block	6 AL-MIMAR S	Fault		5-12	7	+ Spike	11 ZHANG Z	Serve Hit
								11 ZHANG Z	Spike
	Sub	6 AL-MIMAR S	Out						
		5 DAHASH A	In						
18	Spike	12 JUBOORI H	Spike +		6-12	6	Serve	11 ZHANG Z	Serve Hit
							Dig	8 ZHOU C	Fault
19	Serve	11 AL-SHAMMARI S	Serve Hit						
			Opp error +		7-12	5	Spike	11 ZHANG Z	Fault



PLAY BY PLAY

比赛回合文字播报

SET 1

Rally	IRQ - Iraq			Lead	Score	Lead	CHN - People's Republic of China			
20	Serve	11 AL-SHAMMARI S	Serve Hit							
	Dig	12 JUBOORI H	Fault		7-13	6	+	Spike	5 GAO H	Spike
21	Dig	5 DAHASH A	Fault		7-14	7	+	Serve	1 TONG J	Serve Hit
								Spike	5 GAO H	Spike
22	Spike	7 ALAIBI N	Fault		7-15	8	+	Serve	1 TONG J	Serve Hit
										Opp error
23	Spike	4 KAABI M	Spike	+	8-15	7		Serve	1 TONG J	Serve Hit
								Block	5 GAO H	Fault
24	Serve	4 KAABI M	Serve Hit							
	Dig	7 ALAIBI N	Fault		8-16	8	+	Spike	9 WANG H	Spike
25	Block	5 DAHASH A	Fault		8-17	9	+	Serve	9 WANG H	Aces
26	Dig	5 DAHASH A	Fault		8-18	10	+	Serve	9 WANG H	Aces
								Sub	7 ALAIBI N	Out
		8 KHAYOON M	In							
27	Dig	4 KAABI M	Fault		8-19	11	+	Serve	9 WANG H	Serve Hit
								Spike	5 GAO H	Spike
28	Reception	3 MAJEED M	Fault		8-20	12	+	Serve	9 WANG H	Aces
29	Spike	12 JUBOORI H	Fault		8-21	13	+	Serve	9 WANG H	Serve Hit
										Opp error
	TIMEOUT									
30	Dig	5 DAHASH A	Fault		8-22	14	+	Serve	9 WANG H	Serve Hit
										Opp error
	Sub	5 DAHASH A	Out							
		6 AL-MIMAR S	In							
31	Spike	12 JUBOORI H	Fault		8-23	15	+	Serve	9 WANG H	Serve Hit
								Block	5 GAO H	Kill Block
32	Dig	3 MAJEED M	Fault		8-24	16	+	Serve	9 WANG H	Serve Hit
								Block	10 LI M	Kill Block
33	Block	8 KHAYOON M	Kill Block	+	9-24	15		Serve	9 WANG H	Serve Hit
								Spike	5 GAO H	Fault
34	Serve	6 AL-MIMAR S	Serve Hit							
	Dig	3 MAJEED M	Fault		9-25	16	+	Spike	10 LI M	Spike

SET 2

Rally	IRQ - Iraq			Lead	Score	Lead	CHN - People's Republic of China			
35	Serve	4 KAABI M	Serve Hit							
	Block	12 JUBOORI H	Fault		0-1	1	+	Spike	9 WANG H	Spike
36	Spike	12 JUBOORI H	Fault		0-2	2	+	Serve	9 WANG H	Serve Hit
										Opp error
37	Spike	12 JUBOORI H	Fault		0-3	3	+	Serve	9 WANG H	Serve Hit
								Block	5 GAO H	Kill Block
38			Opp error	+	1-3	2		Serve	9 WANG H	Serve Hit
								Spike	8 ZHOU C	Fault
39	Serve	6 AL-MIMAR S	Serve Hit							
	Block	7 ALAIBI N	Kill Block	+	2-3	1		Spike	8 ZHOU C	Fault
40	Serve	6 AL-MIMAR S	Serve Hit							
	Block	9 AL-UGBI H	Fault		2-4	2	+	Spike	10 LI M	Spike
41	Dig	11 AL-SHAMMARI S	Fault		2-5	3	+	Serve	5 GAO H	Serve Hit
								Spike	10 LI M	Spike



PLAY BY PLAY

比赛回合文字播报

SET 2

Rally	IRQ - Iraq				Lead	Score	Lead	CHN - People's Republic of China			
								Serve	5 GAO H	Serve Hit	
42	Spike	12 JUBOORI H	Spike	+		3-5	2	Block	10 LI M	Fault	
	Serve	7 ALAIBI N	Serve Hit								
43	Spike	12 JUBOORI H	Spike	+		4-5	1	Dig	9 WANG H	Fault	
	Serve	7 ALAIBI N	Serve Hit								
44	Dig	12 JUBOORI H	Fault			4-6	2	+ Spike	11 ZHANG Z	Spike	
	Serve	8 ZHOU C	Serve Hit								
45	Spike	11 AL-SHAMMARI S	Fault			4-7	3	+		Opp error	
	Serve	8 ZHOU C	Serve Hit								
46	Reception	6 AL-MIMAR S	Fault			4-8	4	+ Serve	8 ZHOU C	Aces	
	Serve	8 ZHOU C	Serve Hit								
47	Spike	11 AL-SHAMMARI S	Spike	+		5-8	3	Dig	9 WANG H	Fault	
	Serve	12 JUBOORI H	Serve Hit								
48	Dig	4 KAABI M	Fault			5-9	4	+ Spike	11 ZHANG Z	Spike	
	Serve	10 LI M	Serve Hit								
49			Opp error	+		6-9	3	Dig	1 TONG J	Fault	
	Serve	9 AL-UGBI H	Serve Hit								
50	Dig	7 ALAIBI N	Fault			6-10	4	+ Block	11 ZHANG Z	Kill Block	
	Serve	11 ZHANG Z	Serve Hit								
51	Dig	7 ALAIBI N	Fault			6-11	5	+ Spike	5 GAO H	Spike	
	Sub	6 AL-MIMAR S	Out								
		8 KHAYOON M	In								
52	Set	12 JUBOORI H	Fault			6-12	6	+	11 ZHANG Z	Serve Hit	Opp error
	TIMEOUT										
	Serve	11 ZHANG Z	Serve Hit								
53	Spike	8 KHAYOON M	Spike	+		7-12	5	Dig	10 LI M	Fault	
	Serve	11 ZHANG Z	Serve Hit								
	Sub	11 ZHANG Z	Out								
		12 LI L	In								
54	Serve	11 AL-SHAMMARI S	Serve Hit					+	Spike	9 WANG H	Spike
	Block	7 ALAIBI N	Fault			7-13	6				
	Serve	1 TONG J	Serve Hit								
55	Spike	7 ALAIBI N	Spike	+		8-13	5	Block	8 ZHOU C	Fault	
	Serve	4 KAABI M	Serve Hit								
56	Block	7 ALAIBI N	Fault			8-14	6	+ Spike	8 ZHOU C	Spike	
	Serve	9 WANG H	Serve Hit								
57	Spike	12 JUBOORI H	Spike	+		9-14	5	Block	5 GAO H	Fault	
	Serve	8 KHAYOON M	Serve Hit								
58	Dig	12 JUBOORI H	Fault			9-15	6	+ Spike	5 GAO H	Spike	
	Serve	5 GAO H	Serve Hit								
59			Opp error	+		10-15	5	Spike	8 ZHOU C	Fault	
	Serve	7 ALAIBI N	Serve Hit								
60			Opp error	+		11-15	4	Reception	8 ZHOU C	Fault	
	Serve	7 ALAIBI N	Serve Hit								
61			Opp error	+		12-15	3	Spike	10 LI M	Fault	
	Sub	12 LI L	Out								
		11 ZHANG Z	In								
62	Serve	7 ALAIBI N	Serve Hit					+	Spike	11 ZHANG Z	Spike
	Dig	8 KHAYOON M	Fault			12-16	4				



PLAY BY PLAY

比赛回合文字播报

SET 2

Rally	IRQ - Iraq			Lead	Score	Lead	CHN - People's Republic of China		
							Serve	8 ZHOU C	Serve Hit
63	Block	9 AL-UGBI H	Fault		12-17	5	+ Spike	10 LI M	Spike
64			Opp error	+	13-17	4	Serve	8 ZHOU C	Fault
	Serve	12 JUBOORI H	Serve Hit						
65	Dig	8 KHAYOON M	Fault		13-18	5	+ Spike	11 ZHANG Z	Spike
							Serve	10 LI M	Serve Hit
66	Spike	9 AL-UGBI H	Spike	+	14-18	4	Block	9 WANG H	Fault
	Serve	9 AL-UGBI H	Serve Hit						
67	Dig	7 ALAIBI N	Fault		14-19	5	+ Block	1 TONG J	Kill Block
							Serve	11 ZHANG Z	Serve Hit
68		T E A M	Fault		14-20	6	+ Spike	5 GAO H	Spike
69	Spike	11 AL-SHAMMARI S	Fault		14-21	7	+		Opp error
							Serve	11 ZHANG Z	Serve Hit
70	Dig	12 JUBOORI H	Fault		14-22	8	+ Spike	5 GAO H	Spike
	Sub	11 AL-SHAMMARI S	Out						
		10 HATTAB M	In						
							Serve	11 ZHANG Z	Serve Hit
71	Dig	7 ALAIBI N	Fault		14-23	9	+ Spike	1 TONG J	Spike
							Serve	11 ZHANG Z	Serve Hit
72	Spike	12 JUBOORI H	Spike	+	15-23	8	Dig	11 ZHANG Z	Fault
	Serve	10 HATTAB M	Serve Hit						
73			Opp error	+	16-23	7	Spike	5 GAO H	Fault
	Serve	10 HATTAB M	Serve Hit						
74	Block	8 KHAYOON M	Fault		16-24	8	+ Spike	5 GAO H	Spike
	Sub	7 ALAIBI N	Out						
		5 DAHASH A	In						
							Serve	1 TONG J	Serve Hit
75	Spike	5 DAHASH A	Spike	+	17-24	7	Dig	11 ZHANG Z	Fault
	Serve	4 KAABI M	Serve Hit						
76	Block	5 DAHASH A	Fault		17-25	8	+		Opp error

SET 3

Rally	IRQ - Iraq			Lead	Score	Lead	CHN - People's Republic of China		
							Serve	1 TONG J	Serve Hit
77	Block	6 AL-MIMAR S	Fault		0-1	1	+ Spike	5 GAO H	Spike
							Serve	1 TONG J	Serve Hit
78	Spike	7 ALAIBI N	Spike	+	1-1		Dig	11 ZHANG Z	Fault
	Serve	4 KAABI M	Serve Hit						
79	Dig	11 AL-SHAMMARI S	Fault		1-2	1	+ Spike	9 WANG H	Spike
							Serve	9 WANG H	Serve Hit
80	Block	7 ALAIBI N	Kill Block	+	2-2		Dig	11 ZHANG Z	Fault
	Serve	6 AL-MIMAR S	Serve Hit						
81	Dig	8 KHAYOON M	Fault		2-3	1	+ Spike	5 GAO H	Spike
							Serve	5 GAO H	Serve Hit
82	Spike	12 JUBOORI H	Spike	+	3-3		Dig	11 ZHANG Z	Fault
	Serve	7 ALAIBI N	Serve Hit						
83	Block	11 AL-SHAMMARI S	Fault		3-4	1	+ Spike	11 ZHANG Z	Spike



PLAY BY PLAY

比赛回合文字播报

SET 3

Rally	IRQ - Iraq			Lead	Score	Lead	CHN - People's Republic of China		
84	Block	8 KHAYOON M	Kill Block +		4-4		Serve	8 ZHOU C	Serve Hit
							Spike	11 ZHANG Z	Fault
85	Serve	12 JUBOORI H	Serve Hit						
	Dig	12 JUBOORI H	Fault		4-5	1	+ Spike	11 ZHANG Z	Spike
86	Serve	12 JUBOORI H	Serve Hit				Serve	10 LI M	Serve Hit
	Spike	11 AL-SHAMMARI S	Fault		4-6	2	+ Block	9 WANG H	Kill Block
87	Serve	12 JUBOORI H	Serve Hit				Serve	10 LI M	Serve Hit
	Spike	12 JUBOORI H	Spike +		5-6	1	Dig	10 LI M	Fault
88	Serve	8 KHAYOON M	Serve Hit						
	Set	11 AL-SHAMMARI S	Fault		5-7	2	+		Opp error
89	Serve	11 ZHANG Z	Serve Hit				Serve	11 ZHANG Z	Serve Hit
	Dig	4 KAABI M	Fault		5-8	3	+		Opp error
90	Serve	11 ZHANG Z	Serve Hit				Serve	11 ZHANG Z	Serve Hit
	Spike	4 KAABI M	Spike +		6-8	2	Block	9 WANG H	Fault
91	Serve	11 AL-SHAMMARI S	Serve Hit						
	Dig	12 JUBOORI H	Fault		6-9	3	+ Spike	5 GAO H	Spike
92	Serve	1 TONG J	Serve Hit				Serve	1 TONG J	Serve Hit
	Spike	4 KAABI M	Fault		6-10	4	+		Opp error
	TIMEOUT								
93	Serve	1 TONG J	Serve Hit				Serve	1 TONG J	Serve Hit
	Dig	8 KHAYOON M	Fault		6-11	5	+ Block	8 ZHOU C	Kill Block
	Sub	7 ALAIBI N	Out						
		5 DAHASH A	In						
94	Reception	8 KHAYOON M	Fault		6-12	6	+ Serve	1 TONG J	Aces
95	Serve	1 TONG J	Serve Hit				Serve	1 TONG J	Serve Hit
			Opp error +		7-12	5	Spike	9 WANG H	Fault
96	Serve	4 KAABI M	Serve Hit						
	Block	12 JUBOORI H	Kill Block +		8-12	4	Dig	8 ZHOU C	Fault
97	Serve	4 KAABI M	Serve Hit						
		T E A M	Fault		8-13	5	+ Spike	5 GAO H	Spike
98	Reception	4 KAABI M	Fault		8-14	6	+ Serve	9 WANG H	Aces
99	Reception	11 AL-SHAMMARI S	Fault		8-15	7	+ Serve	9 WANG H	Aces
100			Opp error +		9-15	6	Serve	9 WANG H	Fault
101	Serve	6 AL-MIMAR S	Aces +		10-15	5	Reception	9 WANG H	Fault
102	Serve	6 AL-MIMAR S	Serve Hit						
	Block	5 DAHASH A	Fault		10-16	6	+		Opp error
103	Serve	5 GAO H	Serve Hit				Serve	5 GAO H	Serve Hit
	Spike	8 KHAYOON M	Spike +		11-16	5	Dig	1 TONG J	Fault
104	Serve	5 DAHASH A	Serve Hit						
			Opp error +		12-16	4	Dig	9 WANG H	Fault
105	Serve	5 DAHASH A	Serve Hit						
	Dig	8 KHAYOON M	Fault		12-17	5	+ Spike	10 LI M	Spike
106	Serve	8 ZHOU C	Serve Hit				Serve	8 ZHOU C	Serve Hit
	Dig	3 MAJEED M	Fault		12-18	6	+ Spike	11 ZHANG Z	Spike
107	Serve	8 ZHOU C	Serve Hit				Serve	8 ZHOU C	Serve Hit
	Spike	12 JUBOORI H	Fault		12-19	7	+ Block	11 ZHANG Z	Kill Block
108	Serve	8 ZHOU C	Serve Hit				Serve	8 ZHOU C	Serve Hit
	Block	11 AL-SHAMMARI S	Fault		12-20	8	+ Spike	10 LI M	Spike



PLAY BY PLAY

比赛回合文字播报

SET 3

Rally	IRQ - Iraq			Lead	Score	Lead	CHN - People's Republic of China			
	Sub	11 AL-SHAMMARI S	Out							
		10 HATTAB M	In							
109	Reception	5 DAHASH A	Fault		12-21	9	+	Serve	8 ZHOU C	Aces
		TIMEOUT								
								Serve	8 ZHOU C	Serve Hit
110	Block	10 HATTAB M	Fault		12-22	10	+			Opp error
								Serve	8 ZHOU C	Serve Hit
111	Spike	12 JUBOORI H	Fault		12-23	11	+	Block	11 ZHANG Z	Kill Block
								Serve	8 ZHOU C	Serve Hit
112	Spike	10 HATTAB M	Fault		12-24	12	+			Opp error
	Sub	5 DAHASH A	Out							
		7 ALAIBI N	In							
								Serve	8 ZHOU C	Serve Hit
113	Dig	7 ALAIBI N	Fault		12-25	13	+	Spike	1 TONG J	Spike

Legend:

+ Point scored by team **Opp** Opponent **Sub** Substitution



MATCH RESULT

比赛结果表

P2

Match Duration: 59m
Spectators: 4,000

IRQ vs CHN
0 3

Team	Sets	1	2	3	Total
IRQ	0	9	17	12	38
CHN	3	25	25	25	75
Playing Time		15m	22m	16m	53m

First Referee: CHAVES Ronaldo Tadeu (BRA)

Second Referee: FELDSHTEYN Viktor (UKR)

IRQ - IRAQ								
No	C/L	Name	1	2	3	4	5	Pts
2		MOHMMED Abdulmunem						0
3	L	MAJEED Majeed	L	L	L			0
4		KAABI Majeed	2	1	2			2
5		DAHASH Ahmed	6	7	7			1
6	C	AL-MIMAR Saeed	3	2	3			1
7		ALAIBI Naser	4	3	4			4
8		KHAYOON Mahdi	7	6	6			4
9		AL-UGBI Hussain	6	5				1
10		HATTAB Muayad		11	11			0
11		AL-SHAMMARI Salah	1	6	1			1
12		JUBOORI Hadi	5	4	5			11
13		WHAILANI Ahmed						0
Head Coach:		AL-ZUBAIDI Aamer (IRQ)						
Assistant Coach:		QADER Ismael (IRQ)						

CHN - CHINA								
No	C/L	Name	1	2	3	4	5	Pts
1		TONG Jiao	1	1	1			4
2		DOU Wencheng						0
3	C	HUANG Chunji						0
5		GAO Hui	3	3	3			17
6		LI Ji						0
7		WANG Xiaolang						0
8		ZHOU Canming	4	4	4			4
9		WANG Haidong	2	2	2			13
10		LI Mingfa	5	5	5			7
11		ZHANG Zhongmin	6	6	6			14
12		LI Lei		11				0
13	L	DING Xiaochao	L	L	L			0
Head Coach:		LIU Fangqing (CHN)						
Assistant Coach:		ZHANG Guiying (CHN)						

TEAM AND PLAYER PERFORMANCES

Won	Total Atts	No	Name
19	88	Total Team	
10	31	12	JUBOORI Hadi
2	16	4	KAABI Majeed
2	8	7	ALAIBI Naser
5	62	Total Team	
2	10	8	KHAYOON Mahdi
2	9	7	ALAIBI Naser
1	8	12	JUBOORI Hadi
1	39	Total Team	
1	7	6	AL-MIMAR Saeed
13		Total Team	
38	189	Total Team	
11	43	12	JUBOORI Hadi

Scoring Skills
Spike
Block
Serve
Opp Error
Total
Best Scorer

Won	Total Atts	No	Name
40	100	Total Team	
15	24	5	GAO Hui
10	24	11	ZHANG Zhongmin
6	14	10	LI Mingfa
11	45	Total Team	
4	5	11	ZHANG Zhongmin
2	8	5	GAO Hui
2	7	9	WANG Haidong
8	74	Total Team	
5	19	9	WANG Haidong
2	15	8	ZHOU Canming
1	12	1	TONG Jiao
16		Total Team	
75	219	Total Team	
17	38	5	GAO Hui

Legend:			
Atts	Attempts	C	Team Captain
n	Starting Line-Up where n=starting position on Court (i.e. positions 1 to 6)	L	Libero Player
nn	Substitute where nn=jersey number of out going player	Opp	Opponent
		L	Substitute Libero
		Pts	Points scored



MATCH STATISTICS

比赛技术统计

P3

Match Duration: 59m
Spectators: 4,000




IRQ vs CHN
0 3

Team	Sets	1	2	3	Total
IRQ	0	9	17	12	38
CHN	3	25	25	25	75
Playing Time		15m	22m	16m	53m

First Referee: CHAVES Ronaldo Tadeu (BRA)

Second Referee: FELDSHTEYN Viktor (UKR)

IRQ - IRAQ

Scoring Spikers	Rk	No	Name	Spikes	Faults	Shots	Total Attempts	Eff %
	1	12	JUBOORI Hadi	10	6	15	31	12.90
	2	4	KAABI Majeed	2	2	12	16	0.00
	2	11	AL-SHAMMARI Salah	1	3	12	16	0.00
		7	ALAIBI Naser	2	1	5	8	
		6	AL-MIMAR Saeed	-	-	7	7	
		5	DAHASH Ahmed	1	-	2	3	
		8	KHAYOON Mahdi	2	-	1	3	
		9	AL-UGBI Hussain	1	-	1	2	
		10	HATTAB Muayad	-	1	1	2	
		2	MOHMMED Abdulmunem	-	-	-	-	
		3	MAJEED Majeed	-	-	-	-	
		13	WHAILANI Ahmed	-	-	-	-	
	Limit	15.00 %						
Team Totals				19	13	56	88	6.82
Scoring Blockers	Rk	No	Name	Kill Blocks	Faults	Rebounds	Total Attempts	Avg by Set
	1	8	KHAYOON Mahdi	2	1	7	10	0.67
	1	7	ALAIBI Naser	2	3	4	9	0.67
	3	12	JUBOORI Hadi	1	1	6	8	0.33
	4	5	DAHASH Ahmed	-	3	7	10	0.00
	4	11	AL-SHAMMARI Salah	-	2	7	9	0.00
	4	4	KAABI Majeed	-	2	3	5	0.00
	4	6	AL-MIMAR Saeed	-	3	2	5	0.00
	4	9	AL-UGBI Hussain	-	2	2	4	0.00
	4	10	HATTAB Muayad	-	1	1	2	0.00
		2	MOHMMED Abdulmunem	-	-	-	-	
		3	MAJEED Majeed	-	-	-	-	
		13	WHAILANI Ahmed	-	-	-	-	
	Team Totals				5	18	39	62
Scoring Servers	Rk	No	Name	Aces	Faults	Serve Hits	Total Attempts	Avg by Set
	1	6	AL-MIMAR Saeed	1	-	6	7	0.33
	2	4	KAABI Majeed	-	1	7	8	0.00
	2	7	ALAIBI Naser	-	-	7	7	0.00
	2	11	AL-SHAMMARI Salah	-	-	4	4	0.00
	2	12	JUBOORI Hadi	-	-	4	4	0.00
	2	9	AL-UGBI Hussain	-	-	3	3	0.00
	2	5	DAHASH Ahmed	-	-	2	2	0.00
	2	8	KHAYOON Mahdi	-	-	2	2	0.00
	2	10	HATTAB Muayad	-	-	2	2	0.00
		2	MOHMMED Abdulmunem	-	-	-	-	
		3	MAJEED Majeed	-	-	-	-	
		13	WHAILANI Ahmed	-	-	-	-	
	Team Totals				1	1	37	39
Team	Opponent Errors & Team Faults			13	2			



MATCH STATISTICS

比赛技术统计

P3

Match Duration: 59m
Spectators: 4,000




IRQ vs CHN
0 3

Team	Sets	1	2	3	Total
IRQ	0	9	17	12	38
CHN	3	25	25	25	75
Playing Time		15m	22m	16m	53m

First Referee: CHAVES Ronaldo Tadeu (BRA)

Second Referee: FELDSHTEYN Viktor (UKR)

IRQ - IRAQ

Non-scoring Diggers		Rk	No	Name	Digs	Faults	Receptions	Total Attempts	Avg by Set	
		1	12	JUBOORI Hadi	9	6	5	20	3.00	
		2	7	ALAIBI Naser	6	8	1	15	2.00	
		2	9	AL-UGBI Hussain	6	-	3	9	2.00	
		2	11	AL-SHAMMARI Salah	6	2	1	9	2.00	
		5	8	KHAYOON Mahdi	5	5	3	13	1.67	
		6	4	KAABI Majeed	4	5	5	14	1.33	
		6	6	AL-MIMAR Saeed	4	1	5	10	1.33	
		8	5	DAHASH Ahmed	2	3	-	5	0.67	
		9	3	MAJEED Majeed	-	3	-	3	0.00	
				2	MOHMMED Abdulmunem	-	-	-	-	
				10	HATTAB Muayad	-	-	-	-	
				13	WHAILANI Ahmed	-	-	-	-	
	Team Totals					42	33	23	98	14.00
Non-scoring Setters		Rk	No	Name	Running Sets	Faults	Still Sets	Total Attempts	Avg by Set	
		1	4	KAABI Majeed	1	-	8	9	0.33	
		2	8	KHAYOON Mahdi	-	-	17	17	0.00	
		2	6	AL-MIMAR Saeed	-	-	16	16	0.00	
		2	9	AL-UGBI Hussain	-	-	16	16	0.00	
		2	5	DAHASH Ahmed	-	-	5	5	0.00	
		2	11	AL-SHAMMARI Salah	-	1	4	5	0.00	
		2	12	JUBOORI Hadi	-	1	3	4	0.00	
				2	MOHMMED Abdulmunem	-	-	-	-	
				3	MAJEED Majeed	-	-	-	-	
				7	ALAIBI Naser	-	-	-	-	
				10	HATTAB Muayad	-	-	-	-	
				13	WHAILANI Ahmed	-	-	-	-	
	Team Totals					1	2	69	72	0.33
Non-scoring Receivers		Rk	No	Name	Excellents	Faults	Serve Receptions	Total Attempts	Succ %	
			11	AL-SHAMMARI Salah	11	1	-	12		
			7	ALAIBI Naser	11	-	-	11		
			12	JUBOORI Hadi	7	-	1	8		
			8	KHAYOON Mahdi	7	1	-	8		
			9	AL-UGBI Hussain	5	-	-	5		
			3	MAJEED Majeed	3	1	1	5		
			4	KAABI Majeed	3	1	1	5		
			6	AL-MIMAR Saeed	3	1	-	4		
			5	DAHASH Ahmed	2	1	-	3		
				2	MOHMMED Abdulmunem	-	-	-	-	
				10	HATTAB Muayad	-	-	-	-	
				13	WHAILANI Ahmed	-	-	-	-	
	Team Totals					52	6	3	61	85.25
Limit										
25.00 %										

Legend:	Avg	Eff%	Rk	Succ %
Average	Efficiency	Rank	Success %	



MATCH STATISTICS

比赛技术统计

P3

Match Duration: 59m
Spectators: 4,000




IRQ vs CHN
0 vs 3

Team	Sets	1	2	3	Total
IRQ	0	9	17	12	38
CHN	3	25	25	25	75
Playing Time		15m	22m	16m	53m

First Referee: CHAVES Ronaldo Tadeu (BRA)

Second Referee: FELDSHTEYN Viktor (UKR)

CHN - CHINA

Scoring Spikers	Rk	No	Name	Spikes	Faults	Shots	Total Attempts	Eff %
	1	5	GAO Hui	15	3	6	24	50.00
	2	11	ZHANG Zhongmin	10	2	12	24	33.33
	3	8	ZHOU Canming	1	3	13	17	0.00
		9	WANG Haidong	6	1	7	14	
		10	LI Mingfa	6	1	7	14	
		1	TONG Jiao	2	-	5	7	
		2	DOU Wencheng	-	-	-	-	
		3	HUANG Chunji	-	-	-	-	
		6	LI Ji	-	-	-	-	
		7	WANG Xiaolang	-	-	-	-	
		12	LI Lei	-	-	-	-	
		13	DING Xiaochao	-	-	-	-	
	Limit							
15.00 %	Team Totals			40	10	50	100	30.00
Scoring Blockers	Rk	No	Name	Kill Blocks	Faults	Rebounds	Total Attempts	Avg by Set
	1	11	ZHANG Zhongmin	4	-	1	5	1.33
	2	5	GAO Hui	2	2	4	8	0.67
	2	9	WANG Haidong	2	2	3	7	0.67
	4	8	ZHOU Canming	1	2	9	12	0.33
	4	10	LI Mingfa	1	1	7	9	0.33
	4	1	TONG Jiao	1	-	3	4	0.33
		2	DOU Wencheng	-	-	-	-	
		3	HUANG Chunji	-	-	-	-	
		6	LI Ji	-	-	-	-	
		7	WANG Xiaolang	-	-	-	-	
		12	LI Lei	-	-	-	-	
		13	DING Xiaochao	-	-	-	-	
		Team Totals			11	7	27	45
Scoring Servers	Rk	No	Name	Aces	Faults	Serve Hits	Total Attempts	Avg by Set
	1	9	WANG Haidong	5	1	13	19	1.67
	2	8	ZHOU Canming	2	2	11	15	0.67
	3	1	TONG Jiao	1	-	11	12	0.33
	4	11	ZHANG Zhongmin	-	-	16	16	0.00
	4	5	GAO Hui	-	-	6	6	0.00
	4	10	LI Mingfa	-	-	6	6	0.00
		2	DOU Wencheng	-	-	-	-	
		3	HUANG Chunji	-	-	-	-	
		6	LI Ji	-	-	-	-	
		7	WANG Xiaolang	-	-	-	-	
		12	LI Lei	-	-	-	-	
		13	DING Xiaochao	-	-	-	-	
		Team Totals			8	3	63	74
Team	Opponent Errors & Team Faults			16	1			



MATCH STATISTICS

比赛技术统计

P3

Match Duration: 59m
Spectators: 4,000




IRQ vs CHN
0 vs 3

Team	Sets	1	2	3	Total
IRQ	0	9	17	12	38
CHN	3	25	25	25	75
Playing Time		15m	22m	16m	53m

First Referee: CHAVES Ronaldo Tadeu (BRA)

Second Referee: FELDSHTEYN Viktor (UKR)

CHN - CHINA

Non-scoring Diggers		Rk	No	Name	Digs	Faults	Receptions	Total Attempts	Avg by Set
		1	9	WANG Haidong	21	3	-	24	7.00
		2	10	LI Mingfa	11	2	4	17	3.67
		3	11	ZHANG Zhongmin	9	5	2	16	3.00
		3	1	TONG Jiao	9	2	3	14	3.00
		3	8	ZHOU Canming	9	3	1	13	3.00
		6	5	GAO Hui	5	-	1	6	1.67
		7	13	DING Xiaochao	1	-	-	1	0.33
			2	DOU Wencheng	-	-	-	-	-
			3	HUANG Chunji	-	-	-	-	-
			6	LI Ji	-	-	-	-	-
			7	WANG Xiaolang	-	-	-	-	-
			12	LI Lei	-	-	-	-	-
	Team Totals					65	15	11	91
Non-scoring Setters		Rk	No	Name	Running Sets	Faults	Still Sets	Total Attempts	Avg by Set
		1	1	TONG Jiao	12	-	55	67	4.00
		2	9	WANG Haidong	1	-	4	5	0.33
		3	8	ZHOU Canming	-	-	4	4	0.00
		3	11	ZHANG Zhongmin	-	-	4	4	0.00
		3	10	LI Mingfa	-	-	2	2	0.00
		3	5	GAO Hui	-	-	1	1	0.00
			2	DOU Wencheng	-	-	-	-	-
			3	HUANG Chunji	-	-	-	-	-
			6	LI Ji	-	-	-	-	-
			7	WANG Xiaolang	-	-	-	-	-
			12	LI Lei	-	-	-	-	-
			13	DING Xiaochao	-	-	-	-	-
	Team Totals					13	-	70	83
Non-scoring Receivers		Rk	No	Name	Excellents	Faults	Serve Receptions	Total Attempts	Succ %
		1	8	ZHOU Canming	10	1	-	11	90.91
			5	GAO Hui	8	-	-	8	
			9	WANG Haidong	5	1	-	6	
			11	ZHANG Zhongmin	5	-	-	5	
			10	LI Mingfa	3	-	-	3	
			13	DING Xiaochao	2	-	-	2	
			12	LI Lei	1	-	-	1	
			1	TONG Jiao	-	-	-	-	
			2	DOU Wencheng	-	-	-	-	
			3	HUANG Chunji	-	-	-	-	
			6	LI Ji	-	-	-	-	
			7	WANG Xiaolang	-	-	-	-	
	Team Totals					34	2	-	36
Limit		25.00 %							

Legend:	Avg	Eff%	Rk	Succ %
	Average	Efficiency	Rank	Success %



START LIST

参赛名单

RUS vs BIH

P1

First Referee: PLESNIK Janko (SLO)

Second Referee: PROBST Anton (GER)

RUS - RUSSIAN FEDERATION Uniform Colour: RED

No	C/L	Name	Sport Class	Date of Birth	Tournament Totals				
					Spike	Block	Serve	Total	%
1		BUKIN Tanatkan	D	15 JAN 1967	0	0	0	0	0.00
2		POZDEEV Sergey	D	9 AUG 1979	0	0	0	0	0.00
3		MILENIN Viktor	D	21 NOV 1987	20	8	3	31	28.18
4	C	YAKUNIN Sergey	D	27 FEB 1961	2	1	1	4	3.64
5		UPOROV Sergey	D	20 JUN 1972	0	0	0	0	0.00
6	L	VOLKOV Alexey	D	14 MAR 1983	0	0	0	0	0.00
7		GORDIYENKO Dmitriy	D	17 OCT 1975	20	1	0	21	19.09
8		KUZOVNIKOV Evgeny	D	22 DEC 1970	0	0	0	0	0.00
9		LAVRINOVICH Andrey	D	4 DEC 1976	11	2	0	13	11.82
10		BAYCHIK Alexander	D	15 APR 1982	11	4	2	17	15.45
11		TIMCHENKO Maksim	D	26 JUL 1980	0	0	0	0	0.00
12		SAVICHEV Alexander	D	11 MAR 1989	12	11	1	24	21.82

Head Coach: D'YAKOV Victor (RUS)

Assistant: SEMENKINA Liudmila (RUS)

Results in these Paralympic Games	Phase	Opponent	Sets	Points per Set
	Preliminary-Pool A	IRQ	3 - 0	25-13, 25-8, 25-15
	Preliminary-Pool A	CHN	3 - 0	25-22, 25-22, 25-23

BIH - BOSNIA & HERZEGOVINA Uniform Colour: BLUE

No	C/L	Name	Sport Class	Date of Birth	Tournament Totals				
					Spike	Block	Serve	Total	%
1		GODINJAK Ismet	D	17 MAR 1973	7	2	4	13	12.15
2		MANKO Adnan	D	16 JAN 1977	13	3	0	16	14.95
3		MEHMEDOVIĆ Ejub	D	18 OCT 1968	2	1	1	4	3.74
4		DURMIŠEVIĆ Esad	D	22 JAN 1972	1	0	0	1	0.93
5		MEDIĆ Asim	MD	3 AUG 1969	7	0	0	7	6.54
6		DURAN Mirzet	D	13 OCT 1986	6	1	1	8	7.48
7		MAHMIĆ Zikret	D	4 JAN 1971	0	0	0	0	0.00
8		HAMZIC Dzevad	D	4 SEP 1968	4	0	0	4	3.74
9	L	JUSUFOVIĆ Hidaet	D	9 DEC 1973	0	0	0	0	0.00
10		ALIBASIĆ Safet	D	21 DEC 1982	17	15	1	33	30.84
11	C	DELALIĆ Sabahudin	D	17 AUG 1972	6	4	1	11	10.28
12		JUSUFOVIĆ Ermin	D	31 MAY 1981	7	3	0	10	9.35

Head Coach: HRUSTEMOVIĆ Mirza (BIH)

Assistant: ALIĆ Nevzet (BIH)

Results in these Paralympic Games	Phase	Opponent	Sets	Points per Set
	Preliminary-Pool A	IRQ	3 - 0	25-6, 25-14, 25-16
	Preliminary-Pool A	CHN	3 - 0	25-14, 25-22, 25-17

Legend: % Percent of total team scoring C Team Captain L Libero Player



PLAY BY PLAY

比赛回合文字播报

Match Duration: 1h19m
Spectators: 400

RUS vs BIH
1 vs 3

Team	Sets	1	2	3	4	Total
RUS	1	21	22	25	16	84
BIH	3	25	25	18	25	93
	Playing Time	17m	19m	19m	15m	1h10m

First Referee: PLESNIK Janko (SLO)

Second Referee: PROBST Anton (GER)

SET 1

Rally	RUS - Russian Federation			Lead	Score	Lead	BIH - Bosnia & Herzegovina		
1	Block	4 YAKUNIN S	Fault		0-1	1	Serve	5 MEDIC A	Serve Hit
							+ Spike	10 ALIBASIC S	Spike
2	Spike	4 YAKUNIN S	Spike +		1-1		Serve	5 MEDIC A	Serve Hit
							Dig	2 MANKO A	Fault
3	Serve	3 MILENIN V	Serve Hit						
	Dig	3 MILENIN V	Fault		1-2	1	+ Spike	12 JUSUFOVIC E	Spike
4	Block	7 GORDIYENKO D	Fault		1-3	2	Serve	11 DELALIC S	Serve Hit
							+ Serve	11 DELALIC S	Aces
5	Block	12 SAVICHEV A	Fault		1-4	3	Serve	11 DELALIC S	Serve Hit
							+ Block	2 MANKO A	Kill Block
6	Spike	7 GORDIYENKO D	Fault		1-5	4	Serve	11 DELALIC S	Serve Hit
							+ Block	2 MANKO A	Kill Block
7	Block	12 SAVICHEV A	Kill Block +		2-5	3	Serve	11 DELALIC S	Fault
8	Serve	4 YAKUNIN S	Serve Hit				+ Block	10 ALIBASIC S	Kill Block
	Spike	7 GORDIYENKO D	Fault		2-6	4	Serve	10 ALIBASIC S	Serve Hit
							+ Block	2 MANKO A	Kill Block
9	Spike	12 SAVICHEV A	Fault		2-7	5	Serve	10 ALIBASIC S	Serve Hit
							+ Block	2 MANKO A	Kill Block
10			Opp error +		3-7	4	Serve	10 ALIBASIC S	Fault
11	Serve	7 GORDIYENKO D	Serve Hit				+ Spike	2 MANKO A	Spike
	Block	12 SAVICHEV A	Fault		3-8	5	Serve	12 JUSUFOVIC E	Serve Hit
							+ Serve	12 JUSUFOVIC E	Serve Hit
12	Block	10 BAYCHIK A	Fault		3-9	6	Serve	12 JUSUFOVIC E	Serve Hit
							+ Block	5 MEDIC A	Kill Block
13	Spike	12 SAVICHEV A	Fault		3-10	7	Serve	12 JUSUFOVIC E	Serve Hit
							+ Block	5 MEDIC A	Kill Block
14	Spike	9 LAVRINOVICH A	Fault		3-11	8	Serve	12 JUSUFOVIC E	Serve Hit
							+ Opp error		Opp error
15	Spike	12 SAVICHEV A	Fault		3-12	9	Serve	12 JUSUFOVIC E	Serve Hit
							+ Opp error		Opp error
16			Opp error +		4-12	8	Serve	12 JUSUFOVIC E	Serve Hit
							Spike	5 MEDIC A	Fault
17	Serve	12 SAVICHEV A	Fault		4-13	9	+ Block	1 GODINJAK I	Kill Block
							Serve	2 MANKO A	Serve Hit
18	Spike	9 LAVRINOVICH A	Spike +		5-13	8	Dig	10 ALIBASIC S	Fault
19	Serve	10 BAYCHIK A	Serve Hit				Spike	11 DELALIC S	Fault
	Block	3 MILENIN V	Kill Block +		6-13	7			
20	Serve	10 BAYCHIK A	Serve Hit						
	Spike	3 MILENIN V	Fault		6-14	8	+ Opp error		Opp error
21	Block	3 MILENIN V	Fault		6-15	9	Serve	1 GODINJAK I	Serve Hit
							+ Opp error		Opp error
							Serve	1 GODINJAK I	Serve Hit
22			Opp error +		7-15	8	Set	10 ALIBASIC S	Fault



PLAY BY PLAY

比赛回合文字播报

SET 1

Rally	RUS - Russian Federation			Lead	Score	Lead	BIH - Bosnia & Herzegovina			
23	Serve	9 LAVRINOVICH A	Serve Hit							
	Dig	7 GORDIYENKO D	Fault		7-16	9	+		Opp error	
24	Spike	3 MILENIN V	Spike +		8-16	8		Serve	5 MEDIC A	Serve Hit
							Block	12 JUSUFOVIC E	Fault	
25	Serve	3 MILENIN V	Fault		8-17	9	+	Block	10 ALIBASIC S	Kill Block
26			Opp error +		9-17	8		Serve	11 DELALIC S	Serve Hit
							Spike	10 ALIBASIC S	Fault	
27	Serve	4 YAKUNIN S	Serve Hit							
	Block	12 SAVICHEV A	Kill Block +		10-17	7		Spike	10 ALIBASIC S	Fault
28	Serve	4 YAKUNIN S	Serve Hit							
	Dig	3 MILENIN V	Fault		10-18	8	+	Spike	2 MANKO A	Spike
29	Spike	12 SAVICHEV A	Fault		10-19	9		Serve	10 ALIBASIC S	Serve Hit
								Opp error +		
30			Opp error +		11-19	8		Serve	10 ALIBASIC S	Fault
31	Serve	7 GORDIYENKO D	Fault		11-20	9	+			Opp error
32	Dig	4 YAKUNIN S	Fault		11-21	10		Serve	12 JUSUFOVIC E	Serve Hit
								Spike	2 MANKO A	Spike
33	Spike	12 SAVICHEV A	Spike +		12-21	9		Serve	12 JUSUFOVIC E	Serve Hit
							Block	1 GODINJAK I	Fault	
34	Serve	12 SAVICHEV A	Serve Hit		13-21	8		Spike	10 ALIBASIC S	Fault
								Opp error +		
								TIMEOUT		
35	Serve	12 SAVICHEV A	Serve Hit		14-21	7		Spike	2 MANKO A	Fault
36	Block	3 MILENIN V	Kill Block +		15-21	6		Spike	1 GODINJAK I	Fault
								Opp error +		
37	Spike	3 MILENIN V	Spike +		16-21	5		Block	1 GODINJAK I	Fault
								Opp error +		
38	Block	3 MILENIN V	Fault		16-22	6				Opp error
								Kill Block +		
39	Block	3 MILENIN V	Kill Block +		17-22	5		Serve	2 MANKO A	Fault
40	Spike	10 BAYCHIK A	Serve Hit		17-23	6				Opp error
								Serve Hit		
41			Opp error +		18-23	5		Serve	1 GODINJAK I	Serve Hit
								Spike	10 ALIBASIC S	Fault
42	Block	9 LAVRINOVICH A	Serve Hit		18-24	6		Spike	10 ALIBASIC S	Spike
								Opp error +		
43			Opp error +		19-24	5		Serve	5 MEDIC A	Fault
44	Spike	3 MILENIN V	Serve Hit		20-24	4		Spike	12 JUSUFOVIC E	Fault
								Opp error +		
45	Spike	3 MILENIN V	Serve Hit		21-24	3		Block	10 ALIBASIC S	Fault
								Spike +		
								TIMEOUT		
46	Spike	3 MILENIN V	Serve Hit		21-25	4				Opp error
								Fault		



PLAY BY PLAY

比赛回合文字播报

SET 2

Rally	RUS - Russian Federation			Lead	Score	Lead	BIH - Bosnia & Herzegovina		
	TIMEOUT								
47	Serve	9 LAVRINOVICH A	Serve Hit						
	Spike	3 MILENIN V	Spike +	1	1-0		Block	10 ALIBASIC S	Fault
48	Serve	9 LAVRINOVICH A	Serve Hit						
	Spike	3 MILENIN V	Fault		1-1		+ Block	2 MANKO A	Kill Block
49	T E A M		Fault		1-2	1	+ Serve	10 ALIBASIC S	Serve Hit
							+ Spike	1 GODINJAK I	Spike
50	Spike	3 MILENIN V	Fault		1-3	2	+ Serve	10 ALIBASIC S	Serve Hit
							+ Block	1 GODINJAK I	Kill Block
51	Block	3 MILENIN V	Fault		1-4	3	+ Serve	10 ALIBASIC S	Serve Hit
							+ Spike	1 GODINJAK I	Spike
52	Spike	7 GORDIYENKO D	Spike +		2-4	2	Block	12 JUSUFOVIC E	Fault
53	Serve	3 MILENIN V	Aces +		3-4	1	Block	2 MANKO A	Fault
54	Serve	3 MILENIN V	Serve Hit						
	Block	12 SAVICHEV A	Fault		3-5	2	+ Spike	1 GODINJAK I	Spike
55	Block	4 YAKUNIN S	Fault		3-6	3	+ Serve	12 JUSUFOVIC E	Serve Hit
							+ Spike	2 MANKO A	Spike
56	Block	12 SAVICHEV A	Kill Block +		4-6	2	Serve	12 JUSUFOVIC E	Serve Hit
							Spike	2 MANKO A	Fault
57	Serve	4 YAKUNIN S	Serve Hit						
	Block	12 SAVICHEV A	Kill Block +		5-6	1	Spike	2 MANKO A	Fault
58	Serve	4 YAKUNIN S	Serve Hit						
	Spike	7 GORDIYENKO D	Fault		5-7	2	+		Opp error
59	Spike	7 GORDIYENKO D	Spike +		6-7	1	Serve	2 MANKO A	Serve Hit
							Block	11 DELALIC S	Fault
60	Serve	7 GORDIYENKO D	Serve Hit						
	Block	12 SAVICHEV A	Fault		6-8	2	+ Spike	5 MEDIC A	Spike
61			Opp error +		7-8	1	Serve	1 GODINJAK I	Serve Hit
							Block	11 DELALIC S	Fault
62	Serve	12 SAVICHEV A	Fault		7-9	2	+		Opp error
63			Opp error +		8-9	1	Serve	5 MEDIC A	Serve Hit
							Block	10 ALIBASIC S	Fault
64	Serve	10 BAYCHIK A	Serve Hit						
	Block	3 MILENIN V	Fault		8-10	2	+ Spike	10 ALIBASIC S	Spike
65	Spike	3 MILENIN V	Fault		8-11	3	+ Serve	11 DELALIC S	Serve Hit
							+ Block	2 MANKO A	Kill Block
66	Block	4 YAKUNIN S	Fault		8-12	4	+ Serve	11 DELALIC S	Serve Hit
							+ Spike	10 ALIBASIC S	Spike
67	Spike	3 MILENIN V	Fault		8-13	5	+ Serve	11 DELALIC S	Serve Hit
							+ Block	10 ALIBASIC S	Kill Block
68	Spike	3 MILENIN V	Spike +		9-13	4	Serve	11 DELALIC S	Serve Hit
							Block	2 MANKO A	Fault
69	Serve	9 LAVRINOVICH A	Fault		9-14	5	+ Block	12 JUSUFOVIC E	Kill Block
70	Spike	3 MILENIN V	Spike +		10-14	4	Serve	10 ALIBASIC S	Serve Hit
	Serve	3 MILENIN V	Fault		10-15	5	+ Dig	5 MEDIC A	Fault
71							+		Opp error
72	Block	7 GORDIYENKO D	Fault		10-16	6	+ Serve	12 JUSUFOVIC E	Serve Hit
							+ Spike	2 MANKO A	Spike



PLAY BY PLAY

比赛回合文字播报

SET 2

Rally	RUS - Russian Federation				Lead	Score	Lead	BIH - Bosnia & Herzegovina			
73	Spike	7	GORDIYENKO D	Spike +		11-16	5	Serve	12	JUSUFOVIC E	Serve Hit
								Dig	12	JUSUFOVIC E	Fault
74	Serve	4	YAKUNIN S	Serve Hit							
	Spike	12	SAVICHEV A	Fault		11-17	6				Opp error
75	Block	12	SAVICHEV A	Kill Block +		12-17	5	Serve	2	MANKO A	Serve Hit
								Dig	2	MANKO A	Fault
76	Serve	7	GORDIYENKO D	Serve Hit							
	Spike	9	LAVRINOVICH A	Spike +		13-17	4	Dig	9	JUSUFOVIC H	Fault
77	Serve	7	GORDIYENKO D	Serve Hit							
				Opp error +		14-17	3	Spike	5	MEDIC A	Fault
78	Serve	7	GORDIYENKO D	Serve Hit							
	Block	9	LAVRINOVICH A	Fault		14-18	4	+ Spike	1	GODINJAK I	Spike
79				Opp error +		15-18	3	Serve	1	GODINJAK I	Serve Hit
								Dig	11	DELALIC S	Fault
80	Serve	12	SAVICHEV A	Serve Hit							
				Opp error +		16-18	2	Dig	11	DELALIC S	Fault
81	Serve	12	SAVICHEV A	Serve Hit							
	Block	3	MILENIN V	Kill Block +		17-18	1	Spike	10	ALIBASIC S	Fault
								Sub	1	GODINJAK I	Out
									4	DURMISEVIC E	In
82	Serve	12	SAVICHEV A	Serve Hit							
				Opp error +		18-18		Spike	10	ALIBASIC S	Fault
83	Serve	12	SAVICHEV A	Serve Hit							
	Spike	9	LAVRINOVICH A	Fault		18-19	1				Opp error
84	Spike	10	BAYCHIK A	Spike +		19-19		Serve	5	MEDIC A	Serve Hit
								Dig	2	MANKO A	Fault
85	Serve	10	BAYCHIK A	Serve Hit							
	Block	3	MILENIN V	Fault		19-20	1	+ Spike	10	ALIBASIC S	Spike
86				Opp error +		20-20		Serve	11	DELALIC S	Serve Hit
								Set	11	DELALIC S	Fault
87	Serve	9	LAVRINOVICH A	Fault		20-21	1				Opp error
								Sub	4	DURMISEVIC E	Out
									1	GODINJAK I	In
88	Spike	3	MILENIN V	Spike +		21-21		Serve	10	ALIBASIC S	Serve Hit
								Block	1	GODINJAK I	Fault
89	Serve	3	MILENIN V	Serve Hit							
	Block	7	GORDIYENKO D	Fault		21-22	1	+ Spike	12	JUSUFOVIC E	Spike
90				Opp error +		22-22		Serve	12	JUSUFOVIC E	Serve Hit
								Spike	1	GODINJAK I	Fault
91	Serve	4	YAKUNIN S	Serve Hit							
	Spike	7	GORDIYENKO D	Fault		22-23	1				Opp error
92	Block	12	SAVICHEV A	Fault		22-24	2	+ Serve	2	MANKO A	Serve Hit
								+ Block	5	MEDIC A	Kill Block
93			T E A M	Fault		22-25	3	+ Serve	2	MANKO A	Serve Hit
								+ Spike	1	GODINJAK I	Spike



PLAY BY PLAY

比赛回合文字播报

SET 3

Rally	RUS - Russian Federation			Lead	Score	Lead	BIH - Bosnia & Herzegovina			
94	Dig	9 LAVRINOVICH A	Fault		0-1	1	+	Serve	5 MEDIC A	Serve Hit
										Opp error
95	Dig	12 SAVICHEV A	Fault		0-2	2	+	Serve	5 MEDIC A	Serve Hit
								Spike	11 DELALIC S	Spike
96	Spike	3 MILENIN V	Spike	+	1-2	1		Serve	5 MEDIC A	Serve Hit
								Dig	5 MEDIC A	Fault
97	Serve	3 MILENIN V	Aces	+	2-2			Reception	5 MEDIC A	Fault
98	Serve	3 MILENIN V	Serve Hit							
	Block	12 SAVICHEV A	Fault		2-3	1	+			Opp error
99	Spike	12 SAVICHEV A	Spike	+	3-3			Serve	11 DELALIC S	Serve Hit
								Block	10 ALIBASIC S	Fault
100	Serve	4 YAKUNIN S	Serve Hit							
	Spike	7 GORDIYENKO D	Spike	+	1	4-3		Block	10 ALIBASIC S	Fault
101	Serve	4 YAKUNIN S	Serve Hit							
			Opp error	+	2	5-3		Spike	2 MANKO A	Fault
102	Serve	4 YAKUNIN S	Serve Hit							
			Opp error	+	3	6-3		Spike	2 MANKO A	Fault
103	Serve	4 YAKUNIN S	Serve Hit							
	Block	12 SAVICHEV A	Fault		2	6-4	+	Spike	12 JUSUFOVIC E	Spike
104	Block	10 BAYCHIK A	Kill Block	+	3	7-4		Serve	10 ALIBASIC S	Serve Hit
								Spike	12 JUSUFOVIC E	Fault
105	Serve	7 GORDIYENKO D	Aces	+	4	8-4			T E A M	Fault
106	Serve	7 GORDIYENKO D	Serve Hit							
	Spike	12 SAVICHEV A	Spike	+	5	9-4		Block	2 MANKO A	Fault
107	Serve	7 GORDIYENKO D	Serve Hit							
	Spike	9 LAVRINOVICH A	Fault		4	9-5	+			Opp error
108	Spike	12 SAVICHEV A	Spike	+	5	10-5		Serve	12 JUSUFOVIC E	Serve Hit
								Block	5 MEDIC A	Fault
109	Serve	12 SAVICHEV A	Serve Hit							
	Spike	3 MILENIN V	Fault		4	10-6	+	Block	1 GODINJAK I	Kill Block
110	Spike	9 LAVRINOVICH A	Fault		3	10-7	+	Serve	2 MANKO A	Serve Hit
										Opp error
111	Spike	10 BAYCHIK A	Fault		2	10-8	+	Serve	2 MANKO A	Serve Hit
								Block	5 MEDIC A	Kill Block
112	Spike	3 MILENIN V	Spike	+	3	11-8		Serve	2 MANKO A	Serve Hit
								Block	5 MEDIC A	Fault
113	Serve	10 BAYCHIK A	Serve Hit							
	Block	9 LAVRINOVICH A	Fault		2	11-9	+			Opp error
114	Spike	3 MILENIN V	Spike	+	3	12-9		Serve	1 GODINJAK I	Serve Hit
								Block	11 DELALIC S	Fault
115	Serve	9 LAVRINOVICH A	Serve Hit							
			Opp error	+	4	13-9		Spike	10 ALIBASIC S	Fault
116	Serve	9 LAVRINOVICH A	Serve Hit							
	Block	3 MILENIN V	Fault		3	13-10	+	Spike	5 MEDIC A	Spike
								Sub	12 JUSUFOVIC E	Out
									6 DURAN M	In
117	Block	4 YAKUNIN S	Fault		2	13-11	+	Serve	5 MEDIC A	Serve Hit
								Spike	6 DURAN M	Spike
118			Opp error	+	3	14-11		Serve	5 MEDIC A	Fault



PLAY BY PLAY

比赛回合文字播报

SET 3

Rally	RUS - Russian Federation			Lead	Score	Lead	BIH - Bosnia & Herzegovina		
							Sub	5 MEDIC A	Out
								8 HAMZIC D	In
119	Serve	3 MILENIN V	Serve Hit						
	Spike	12 SAVICHEV A	Spike +	4	15-11		Block	6 DURAN M	Fault
120	Serve	3 MILENIN V	Fault	3	15-12		+		Opp error
121	Spike	7 GORDIYENKO D	Spike +	4	16-12		Serve	11 DELALIC S	Serve Hit
							Block	2 MANKO A	Fault
122	Serve	4 YAKUNIN S	Serve Hit						
	Block	10 BAYCHIK A	Fault	3	16-13		+ Spike	2 MANKO A	Spike
123	Spike	12 SAVICHEV A	Fault	2	16-14		+ Serve	10 ALIBASIC S	Serve Hit
							+ Block	2 MANKO A	Kill Block
124	Spike	3 MILENIN V	Spike +	3	17-14		Serve	10 ALIBASIC S	Serve Hit
125	Serve	7 GORDIYENKO D	Fault	2	17-15		+	T E A M	Fault
									Opp error
126	Spike	9 LAVRINOVICH A	Spike +	3	18-15		Serve	6 DURAN M	Serve Hit
							Block	2 MANKO A	Fault
127	Serve	12 SAVICHEV A	Serve Hit						
	Spike	10 BAYCHIK A	Spike +	4	19-15		Block	8 HAMZIC D	Fault
128	Serve	12 SAVICHEV A	Serve Hit						
			Opp error +	5	20-15		Spike	8 HAMZIC D	Fault
							Sub	8 HAMZIC D	Out
								5 MEDIC A	In
129	Serve	12 SAVICHEV A	Serve Hit						
			Opp error +	6	21-15		Spike	2 MANKO A	Fault
							TIMEOUT		
130	Serve	12 SAVICHEV A	Serve Hit						
	Block	3 MILENIN V	Fault	5	21-16		+ Spike	5 MEDIC A	Spike
131		T E A M	Fault	4	21-17		+ Serve	2 MANKO A	Aces
132	Spike	3 MILENIN V	Spike +	5	22-17		Serve	2 MANKO A	Serve Hit
							Dig	2 MANKO A	Fault
133	Serve	10 BAYCHIK A	Aces +	6	23-17		Reception	9 JUSUFOVIC H	Fault
134	Serve	10 BAYCHIK A	Serve Hit						
	Block	3 MILENIN V	Fault	5	23-18		+ Spike	5 MEDIC A	Spike
135	Spike	3 MILENIN V	Spike +	6	24-18		Serve	1 GODINJAK I	Serve Hit
							Dig	10 ALIBASIC S	Fault
136	Serve	9 LAVRINOVICH A	Serve Hit						
	Spike	3 MILENIN V	Spike +	7	25-18		Block	11 DELALIC S	Fault

SET 4

Rally	RUS - Russian Federation			Lead	Score	Lead	BIH - Bosnia & Herzegovina		
137	Serve	9 LAVRINOVICH A	Serve Hit						
	Block	3 MILENIN V	Fault		0-1	1	+ Spike	10 ALIBASIC S	Spike
138	Block	4 YAKUNIN S	Fault		0-2	2	+ Spike	6 DURAN M	Spike
139	Spike	3 MILENIN V	Fault		0-3	3	+ Block	1 GODINJAK I	Kill Block
140	Spike	7 GORDIYENKO D	Fault		0-4	4	+ Serve	10 ALIBASIC S	Serve Hit
									Opp error



PLAY BY PLAY

比赛回合文字播报

SET 4

Rally	RUS - Russian Federation				Lead	Score	Lead	BIH - Bosnia & Herzegovina			
141	Spike	3	MILENIN V	Spike +		1-4	3	Serve	10	ALIBASIC S	Serve Hit
								Dig	11	DELALIC S	Fault
142	Serve	3	MILENIN V	Serve Hit							
	Spike	7	GORDIYENKO D	Fault		1-5	4				Opp error
143	Spike	7	GORDIYENKO D	Spike +		2-5	3	Serve	6	DURAN M	Serve Hit
								Block	5	MEDIC A	Fault
144	Serve	4	YAKUNIN S	Serve Hit							
				Opp error +		3-5	2	Spike	2	MANKO A	Fault
145	Serve	4	YAKUNIN S	Serve Hit							
	Spike	7	GORDIYENKO D	Spike +		4-5	1	Block	1	GODINJAK I	Fault
146	Serve	4	YAKUNIN S	Serve Hit							
	Block	12	SAVICHEV A	Fault		4-6	2	+ Spike	1	GODINJAK I	Spike
147	Spike	7	GORDIYENKO D	Fault		4-7	3	Serve	2	MANKO A	Serve Hit
								+ Spike	1	GODINJAK I	Opp error
148			T E A M	Fault		4-8	4	Serve	2	MANKO A	Serve Hit
								+ Spike	1	GODINJAK I	Spike
149	Spike	7	GORDIYENKO D	Fault		4-9	5	Serve	2	MANKO A	Serve Hit
								+ Spike	1	GODINJAK I	Opp error
150	Spike	7	GORDIYENKO D	Spike +		5-9	4	Serve	2	MANKO A	Serve Hit
								Block	5	MEDIC A	Fault
151	Serve	7	GORDIYENKO D	Serve Hit							
	Spike	9	LAVRINOVICH A	Spike +		6-9	3	Block	5	MEDIC A	Fault
152	Serve	7	GORDIYENKO D	Serve Hit							
			T E A M	Fault		6-10	4	+ Spike	1	GODINJAK I	Spike
153	Reception	12	SAVICHEV A	Fault		6-11	5	+ Serve	1	GODINJAK I	Aces
154	Spike	9	LAVRINOVICH A	Fault		6-12	6	Serve	1	GODINJAK I	Serve Hit
								+ Block	5	MEDIC A	Kill Block
155	Spike	9	LAVRINOVICH A	Spike +		7-12	5	Serve	1	GODINJAK I	Serve Hit
								Block	5	MEDIC A	Fault
156	Serve	12	SAVICHEV A	Serve Hit							
	Spike	3	MILENIN V	Fault		7-13	6				Opp error
157	Spike	3	MILENIN V	Fault		7-14	7	Serve	5	MEDIC A	Serve Hit
								+ Block	10	ALIBASIC S	Kill Block
158				Opp error +		8-14	6	Serve	5	MEDIC A	Serve Hit
								Dig	2	MANKO A	Fault
159	Serve	10	BAYCHIK A	Fault		8-15	7	+ Block	6	DURAN M	Kill Block
160	Spike	3	MILENIN V	Fault		8-16	8	Serve	11	DELALIC S	Serve Hit
								+ Block	2	MANKO A	Kill Block
161	Spike	9	LAVRINOVICH A	Fault		8-17	9	Serve	11	DELALIC S	Serve Hit
											Opp error
162	Block	3	MILENIN V	Fault		8-18	10	Serve	11	DELALIC S	Serve Hit
								+ Spike	10	ALIBASIC S	Spike
163	Reception	6	VOLKOV A	Fault		8-19	11	+ Serve	11	DELALIC S	Aces
164	Spike	3	MILENIN V	Fault		8-20	12	Serve	11	DELALIC S	Serve Hit
								+ Block	10	ALIBASIC S	Kill Block
165	Spike	3	MILENIN V	Spike +		9-20	11	Serve	11	DELALIC S	Serve Hit
								Dig	1	GODINJAK I	Fault
166	Serve	9	LAVRINOVICH A	Serve Hit							
				Opp error +		10-20	10	Spike	6	DURAN M	Fault



PLAY BY PLAY

比赛回合文字播报

SET 4

Rally	RUS - Russian Federation				Lead	Score	Lead	BIH - Bosnia & Herzegovina		
167	Serve	9 LAVRINOVICH A	Serve Hit							
		T E A M	Fault		10-21	11	+	Spike	6 DURAN M	Spike
168	Spike	7 GORDIYENKO D	Spike +		11-21	10		Serve	10 ALIBASIC S	Serve Hit
169	Serve	3 MILENIN V	Aces +		12-21	9		Block	2 MANKO A	Fault
170	Serve	3 MILENIN V	Serve Hit					Block	2 MANKO A	Fault
171	Block	7 GORDIYENKO D	Fault		12-22	10	+	Spike	6 DURAN M	Spike
	Serve	12 SAVICHEV A	Spike +					Serve	6 DURAN M	Serve Hit
172	Spike	4 YAKUNIN S	Serve Hit		13-22	9		Block	2 MANKO A	Fault
173	Serve	12 SAVICHEV A	Spike +		14-22	8		Block	5 MEDIC A	Fault
174	Serve	4 YAKUNIN S	Aces +		15-22	7		Block	1 GODINJAK I	Fault
	Serve	4 YAKUNIN S	Serve Hit							
175	Spike	7 GORDIYENKO D	Fault		15-23	8	+			Opp error
	Serve	7 GORDIYENKO D	Spike +					Serve	2 MANKO A	Serve Hit
176	Serve	7 GORDIYENKO D	Fault		16-23	7		Block	5 MEDIC A	Fault
	Serve	7 GORDIYENKO D	Fault		16-24	8	+	Block	5 MEDIC A	Kill Block
177	Serve	9 LAVRINOVICH A	Fault					Serve	1 GODINJAK I	Serve Hit
	Spike	9 LAVRINOVICH A	Fault		16-25	9	+			Opp error

Legend:

+ Point scored by team Opp Opponent Sub Substitution



MATCH RESULT

比赛结果表

P2

Match Duration: 1h19m
Spectators: 400

RUS vs BIH
1 3

Team	Sets	1	2	3	4	Total
RUS	1	21	22	25	16	84
BIH	3	25	25	18	25	93
Playing Time		17m	19m	19m	15m	1h10m

First Referee: PLESNIK Janko (SLO)

Second Referee: PROBST Anton (GER)

RUS - RUSSIAN FEDERATION									
No	C/L	Name	1	2	3	4	5	Pts	
1		BUKIN Tanatkan						0	
2		POZDEEV Sergey						0	
3		MILENIN Viktor	2	2	2	2		22	
4	C	YAKUNIN Sergey	3	3	3	3		2	
5		UPOROV Sergey						0	
6	L	VOLKOV Alexey	L	L	L	L		0	
7		GORDIYENKO Dmitriy	4	4	4	4		12	
8		KUZOVNIKOV Evgeny						0	
9		LAVRINOVICH Andrey	1	1	1	1		5	
10		BAYCHIK Alexander	6	6	6	6		4	
11		TIMCHENKO Maksim						0	
12		SAVICHEV Alexander	5	5	5	5		12	
Head Coach:		DYAKOV Victor (RUS)							
Assistant Coach:		SEMENKINA Liudmila (RUS)							

BIH - BOSNIA & HERZEGOVINA									
No	C/L	Name	1	2	3	4	5	Pts	
1		GODINJAK Ismet	6	5	6	5		13	
2		MANKO Adnan	5	4	5	4		13	
3		MEHMEDOVIC Ejub						0	
4		DURMISEVIC Esad			1			0	
5		MEDIC Asim	1	6	1	6		9	
6		DURAN Mirzet			12	3		5	
7		MAHMIC Zikret						0	
8		HAMZIC Dzevad			5			0	
9	L	JUSUFOVIC Hidaet	L	L	L	L		0	
10		ALIBASIC Safet	3	2	3	2		12	
11	C	DELALIC Sabahudin	2	1	2	1		3	
12		JUSUFOVIC Ermin	4	3	4			4	
Head Coach:		HRUSTEMOVIC Mirza (BIH)							
Assistant Coach:		ALIC Nevzet (BIH)							

TEAM AND PLAYER PERFORMANCES

Won	Total Atts	No	Name
41	164	Total Team	
15	51	3	MILENIN Viktor
11	44	7	GORDIYENKO Dmitriy
7	23	12	SAVICHEV Alexander
10	84	Total Team	
5	28	12	SAVICHEV Alexander
4	29	3	MILENIN Viktor
1	7	10	BAYCHIK Alexander
6	85	Total Team	
3	16	3	MILENIN Viktor
1	18	4	YAKUNIN Sergey
1	13	7	GORDIYENKO Dmitriy
27		Total Team	
84	333	Total Team	
22	96	3	MILENIN Viktor

Scoring Skills
Spike
Block
Serve
Opp Error
Total
Best Scorer

Won	Total Atts	No	Name
33	136	Total Team	
8	34	1	GODINJAK Ismet
7	22	10	ALIBASIC Safet
6	31	2	MANKO Adnan
22	106	Total Team	
6	22	2	MANKO Adnan
5	22	5	MEDIC Asim
5	16	10	ALIBASIC Safet
4	92	Total Team	
2	18	11	DELALIC Sabahudin
1	16	2	MANKO Adnan
1	11	1	GODINJAK Ismet
34		Total Team	
93	334	Total Team	
13	69	2	MANKO Adnan

Legend:			
Atts	Attempts	C	Team Captain
n	Starting Line-Up where n=starting position on Court (i.e. positions 1 to 6)	L	Libero Player
nn	Substitute where nn=jersey number of out going player	Opp	Opponent
		L	Substitute Libero
		Pts	Points scored



MATCH STATISTICS

比赛技术统计

P3

Match Duration: 1h19m
Spectators: 400




RUS vs BIH
1 3

Team	Sets	1	2	3	4	Total
RUS	1	21	22	25	16	84
BIH	3	25	25	18	25	93
Playing Time		17m	19m	19m	15m	1h10m

First Referee: PLESNIK Janko (SLO)

Second Referee: PROBST Anton (GER)

RUS - RUSSIAN FEDERATION

Scoring Spikers	Rk	No	Name	Spikes	Faults	Shots	Total Attempts	Eff %
	1	3	MILENIN Viktor	15	11	25	51	7.84
	2	7	GORDIYENKO Dmitriy	11	9	24	44	4.55
	3	9	LAVRINOVICH Andrey	5	8	12	25	0.00
		12	SAVICHEV Alexander	7	7	9	23	
		10	BAYCHIK Alexander	2	1	15	18	
		4	YAKUNIN Sergey	1	-	2	3	
		1	BUKIN Tanatkan	-	-	-	-	
		2	POZDEEV Sergey	-	-	-	-	
		5	UPOROV Sergey	-	-	-	-	
		6	VOLKOV Alexey	-	-	-	-	
		8	KUZOVNIKOV Evgeny	-	-	-	-	
	11	TIMCHENKO Maksim	-	-	-	-		
Limit								
15.00 %								
Team Totals				41	36	87	164	3.05
Scoring Blockers	Rk	No	Name	Kill Blocks	Faults	Rebounds	Total Attempts	Avg by Set
	1	12	SAVICHEV Alexander	5	8	15	28	1.25
	2	3	MILENIN Viktor	4	11	14	29	1.00
	3	10	BAYCHIK Alexander	1	2	4	7	0.25
	4	4	YAKUNIN Sergey	-	5	3	8	0.00
	4	7	GORDIYENKO Dmitriy	-	4	3	7	0.00
	4	9	LAVRINOVICH Andrey	-	2	3	5	0.00
		1	BUKIN Tanatkan	-	-	-	-	
		2	POZDEEV Sergey	-	-	-	-	
		5	UPOROV Sergey	-	-	-	-	
		6	VOLKOV Alexey	-	-	-	-	
		8	KUZOVNIKOV Evgeny	-	-	-	-	
	11	TIMCHENKO Maksim	-	-	-	-		
Team Totals				10	32	42	84	2.50
Scoring Servers	Rk	No	Name	Aces	Faults	Serve Hits	Total Attempts	Avg by Set
	1	3	MILENIN Viktor	3	3	10	16	0.75
	2	4	YAKUNIN Sergey	1	-	17	18	0.25
	2	7	GORDIYENKO Dmitriy	1	3	9	13	0.25
	2	10	BAYCHIK Alexander	1	1	7	9	0.25
	5	12	SAVICHEV Alexander	-	2	15	17	0.00
	5	9	LAVRINOVICH Andrey	-	2	10	12	0.00
		1	BUKIN Tanatkan	-	-	-	-	
		2	POZDEEV Sergey	-	-	-	-	
		5	UPOROV Sergey	-	-	-	-	
		6	VOLKOV Alexey	-	-	-	-	
		8	KUZOVNIKOV Evgeny	-	-	-	-	
	11	TIMCHENKO Maksim	-	-	-	-		
Team Totals				6	11	68	85	1.50
Team	Opponent Errors & Team Faults			27	6			



MATCH STATISTICS

比赛技术统计

P3

Match Duration: 1h19m
Spectators: 400




RUS vs BIH
1 3

Team	Sets	1	2	3	4	Total
RUS	1	21	22	25	16	84
BIH	3	25	25	18	25	93
Playing Time		17m	19m	19m	15m	1h10m

First Referee: PLESNIK Janko (SLO)

Second Referee: PROBST Anton (GER)

RUS - RUSSIAN FEDERATION

Non-scoring Diggers		Rk	No	Name	Digs	Faults	Receptions	Total Attempts	Avg by Set	
	1	4	YAKUNIN	Sergey	23	1	3	27	5.75	
	2	10	BAYCHIK	Alexander	15	-	2	17	3.75	
	3	9	LAVRINOVICH	Andrey	13	1	1	15	3.25	
	4	3	MILENIN	Viktor	9	2	4	15	2.25	
	4	7	GORDIYENKO	Dmitriy	9	1	1	11	2.25	
	6	6	VOLKOV	Alexey	8	-	4	12	2.00	
	6	12	SAVICHEV	Alexander	8	1	1	10	2.00	
		1	BUKIN	Tanatkan	-	-	-	-	-	-
		2	POZDEEV	Sergey	-	-	-	-	-	-
		5	UPOROV	Sergey	-	-	-	-	-	-
		8	KUZOVNIKOV	Evgeny	-	-	-	-	-	-
	11	TIMCHENKO	Maksim	-	-	-	-	-	-	
Team Totals					85	6	16	107	21.25	
Non-scoring Setters		Rk	No	Name	Running Sets	Faults	Still Sets	Total Attempts	Avg by Set	
	1	4	YAKUNIN	Sergey	6	-	94	100	1.50	
	2	12	SAVICHEV	Alexander	1	-	3	4	0.25	
	3	10	BAYCHIK	Alexander	-	-	19	19	0.00	
	3	3	MILENIN	Viktor	-	-	7	7	0.00	
	3	9	LAVRINOVICH	Andrey	-	-	3	3	0.00	
	3	6	VOLKOV	Alexey	-	-	2	2	0.00	
	3	7	GORDIYENKO	Dmitriy	-	-	1	1	0.00	
		1	BUKIN	Tanatkan	-	-	-	-	-	-
		2	POZDEEV	Sergey	-	-	-	-	-	-
		5	UPOROV	Sergey	-	-	-	-	-	-
		8	KUZOVNIKOV	Evgeny	-	-	-	-	-	-
	11	TIMCHENKO	Maksim	-	-	-	-	-	-	
Team Totals					7	-	129	136	1.75	
Non-scoring Receivers		Rk	No	Name	Excellents	Faults	Serve Receptions	Total Attempts	Succ %	
		9	LAVRINOVICH	Andrey	17	-	-	17		
		6	VOLKOV	Alexey	16	1	-	17		
		12	SAVICHEV	Alexander	11	1	1	13		
		10	BAYCHIK	Alexander	12	-	-	12		
		7	GORDIYENKO	Dmitriy	11	-	-	11		
		3	MILENIN	Viktor	7	-	-	7		
		4	YAKUNIN	Sergey	1	-	-	1		
		1	BUKIN	Tanatkan	-	-	-	-		
		2	POZDEEV	Sergey	-	-	-	-		
		5	UPOROV	Sergey	-	-	-	-		
		8	KUZOVNIKOV	Evgeny	-	-	-	-		
	11	TIMCHENKO	Maksim	-	-	-	-			
Team Totals					75	2	1	78	96.15	
Limit		25.00 %								

Legend:	Avg	Eff%	Rk	Succ %
Average	Efficiency	Rank	Success %	



MATCH STATISTICS

比赛技术统计

P3

Match Duration: 1h19m
Spectators: 400




RUS vs BIH
1 3

Team	Sets	1	2	3	4	Total
RUS	1	21	22	25	16	84
BIH	3	25	25	18	25	93
Playing Time		17m	19m	19m	15m	1h10m

First Referee: PLESNIK Janko (SLO)

Second Referee: PROBST Anton (GER)

BIH - BOSNIA & HERZEGOVINA

Scoring Spikers	Rk	No	Name	Spikes	Faults	Shots	Total Attempts	Eff %
	1	1	GODINJAK Ismet	8	2	24	34	17.65
	2	2	MANKO Adnan	6	7	18	31	0.00
	2	10	ALIBASIC Safet	7	7	8	22	0.00
		5	MEDIC Asim	4	2	12	18	
		6	DURAN Mirzet	4	1	5	10	
		11	DELALIC Sabahudin	1	1	7	9	
		12	JUSUFOVIC Ermin	3	2	4	9	
		8	HAMZIC Dzevad	-	1	2	3	
		3	MEHMEDOVIC Ejub	-	-	-	-	
		4	DURMISEVIC Esad	-	-	-	-	
		7	MAHMIC Zikret	-	-	-	-	
		9	JUSUFOVIC Hidaet	-	-	-	-	
	Limit	15.00 %						
Team Totals				33	23	80	136	7.35
Scoring Blockers	Rk	No	Name	Kill Blocks	Faults	Rebounds	Total Attempts	Avg by Set
	1	2	MANKO Adnan	6	8	8	22	1.50
	2	5	MEDIC Asim	5	8	9	22	1.25
	2	10	ALIBASIC Safet	5	5	6	16	1.25
	4	1	GODINJAK Ismet	4	5	14	23	1.00
	5	6	DURAN Mirzet	1	1	5	7	0.25
	5	12	JUSUFOVIC Ermin	1	2	1	4	0.25
	7	11	DELALIC Sabahudin	-	4	6	10	0.00
	7	8	HAMZIC Dzevad	-	1	1	2	0.00
		3	MEHMEDOVIC Ejub	-	-	-	-	
		4	DURMISEVIC Esad	-	-	-	-	
		7	MAHMIC Zikret	-	-	-	-	
		9	JUSUFOVIC Hidaet	-	-	-	-	
	Team Totals				22	34	50	106
Scoring Servers	Rk	No	Name	Aces	Faults	Serve Hits	Total Attempts	Avg by Set
	1	11	DELALIC Sabahudin	2	1	15	18	0.50
	2	2	MANKO Adnan	1	1	14	16	0.25
	2	1	GODINJAK Ismet	1	-	10	11	0.25
	4	10	ALIBASIC Safet	-	2	16	18	0.00
	4	12	JUSUFOVIC Ermin	-	-	13	13	0.00
	4	5	MEDIC Asim	-	2	11	13	0.00
	4	6	DURAN Mirzet	-	-	3	3	0.00
		3	MEHMEDOVIC Ejub	-	-	-	-	
		4	DURMISEVIC Esad	-	-	-	-	
		7	MAHMIC Zikret	-	-	-	-	
		8	HAMZIC Dzevad	-	-	-	-	
		9	JUSUFOVIC Hidaet	-	-	-	-	
	Team Totals				4	6	82	92
Team	Opponent Errors & Team Faults			34	2			



MATCH STATISTICS

比赛技术统计

P3

Match Duration: 1h19m
Spectators: 400




RUS vs BIH
1 vs 3

Team	Sets	1	2	3	4	Total
RUS	1	21	22	25	16	84
BIH	3	25	25	18	25	93
Playing Time		17m	19m	19m	15m	1h10m

First Referee: PLESNIK Janko (SLO)

Second Referee: PROBST Anton (GER)

BIH - BOSNIA & HERZEGOVINA

Non-scoring Diggers		Rk	No	Name	Digs	Faults	Receptions	Total Attempts	Avg by Set
	1	10	ALIBASIC Safet	17	2	3	22	4.25	
	2	11	DELALIC Sabahudin	15	3	3	21	3.75	
	3	1	GODINJAK Ismet	12	1	2	15	3.00	
	4	2	MANKO Adnan	11	5	3	19	2.75	
	5	5	MEDIC Asim	8	2	1	11	2.00	
	6	9	JUSUFOVIC Hidaet	5	1	1	7	1.25	
	6	12	JUSUFOVIC Ermin	5	1	-	6	1.25	
	8	6	DURAN Mirzet	2	-	-	2	0.50	
Team Totals					75	15	13	103	18.75
Non-scoring Setters		Rk	No	Name	Running Sets	Faults	Still Sets	Total Attempts	Avg by Set
	1	11	DELALIC Sabahudin	7	1	59	67	1.75	
	2	2	MANKO Adnan	1	-	22	23	0.25	
	3	1	GODINJAK Ismet	-	-	12	12	0.00	
	3	10	ALIBASIC Safet	-	1	5	6	0.00	
	3	5	MEDIC Asim	-	-	5	5	0.00	
	3	9	JUSUFOVIC Hidaet	-	-	4	4	0.00	
	3	8	HAMZIC Dzevad	-	-	1	1	0.00	
3	12	JUSUFOVIC Ermin	-	-	1	1	0.00		
Team Totals					8	2	109	119	2.00
Non-scoring Receivers		Rk	No	Name	Excellents	Faults	Serve Receptions	Total Attempts	Succ %
	1	10	ALIBASIC Safet	22	-	1	23	95.65	
		9	JUSUFOVIC Hidaet	14	1	-	15		
		1	GODINJAK Ismet	12	-	-	12		
		2	MANKO Adnan	8	-	1	9		
		11	DELALIC Sabahudin	3	-	-	3		
		5	MEDIC Asim	1	1	-	2		
		6	DURAN Mirzet	1	-	-	1		
		12	JUSUFOVIC Ermin	1	-	-	1		
Team Totals					62	2	2	66	93.94
Limit								25.00 %	

Legend:	Avg	Eff%	Efficiency	Rk	Rank	Succ %	Success %
---------	-----	------	------------	----	------	--------	-----------



START LIST

参赛名单

IRI vs JPN

P1

First Referee: MEULENKAMP Martijn (NED)

Second Referee: UVAROV Oleg (RUS)

IRI - ISLAMIC REPUBLIC of IRAN Uniform Colour: WHITE

No	C/L	Name	Sport Class	Date of Birth	Tournament Totals				
					Spike	Block	Serve	Total	%
1		HOSSEINI FAR Seyed M.	D	4 APR 1972	0	0	0	0	0.00
2		RAHIMI Mohammad Resa	D	12 OCT 1971	0	0	0	0	0.00
3		PEIDAYESH Reza	D	5 SEP 1978	0	0	0	0	0.00
4		ALIPOURIAN Davood	D	6 MAY 1985	0	0	0	0	0.00
5		HAMID ZAGEH Mahdi	D	21 DEC 1980	0	0	0	0	0.00
6		HASSANPOUR Naser	D	30 MAR 1974	0	0	0	0	0.00
7		BIGDELI Sadegh	D	26 FEB 1984	0	0	0	0	0.00
8	C	EIMERY Jalil	D	21 SEP 1972	0	0	0	0	0.00
9		EBRAHIMIBALADEZAEI S.	MD	1 JUL 1979	0	0	0	0	0.00
10		ZIRAH I Isa	D	4 JUN 1979	0	0	0	0	0.00
11	L	SALEHI HAJIKOLAEI Ramzan	D	11 MAR 1979	0	0	0	0	0.00
12		KHALEGHI Mohammad	D	23 OCT 1981	0	0	0	0	0.00
Head Coach: REZAEI GARKANI Hadi (IRI)			Assistant: SAEBI Farid (IRI)						

JPN - JAPAN Uniform Colour: BLACK

No	C/L	Name	Sport Class	Date of Birth	Tournament Totals				
					Spike	Block	Serve	Total	%
1		KANAO Satoshi	D	21 SEP 1971	0	0	0	0	0.00
2		YOSHIDA Hitoshi	D	13 OCT 1966	0	0	0	0	0.00
3		MINAKAWA Tetsuo	D	4 APR 1981	0	0	0	0	0.00
4		YAMAMOTO Arata	MD	6 JUN 1974	0	0	0	0	0.00
5		NAKAYAMA Kaname	D	24 JUL 1975	0	0	0	0	0.00
6		AZUMA Shun	D	19 MAY 1985	0	0	0	0	0.00
7		YONEZAWA Atsushi	D	26 JAN 1974	0	0	0	0	0.00
8	L	TAKASAGO Susumu	D	29 NOV 1973	0	0	0	0	0.00
9		TANAKA Koji	D	26 AUG 1967	0	0	0	0	0.00
10		TAKEDA Yoshihito	D	1 JUN 1967	0	0	0	0	0.00
11	C	TANABE Tsutomu	D	15 APR 1963	0	0	0	0	0.00
12		KANEDA Susumu	D	8 DEC 1959	0	0	0	0	0.00
Head Coach: TOMITA Keizo (JPN)			Assistant: SUZUKI Hideaki (JPN)						

Legend:	%	Percent of total team scoring	C	Team Captain	L	Libero Player
----------------	---	-------------------------------	---	--------------	---	---------------



PLAY BY PLAY

比赛回合文字播报

Match Duration: 53m
Spectators: 1,350

IRI vs JPN
3 vs 0

Team	Sets	1	2	3	Total
IRI	3	25	25	25	75
JPN	0	7	7	5	19
	Playing Time	15m	16m	16m	47m

First Referee: MEULENKAMP Martijn (NED)

Second Referee: UVAROV Oleg (RUS)

SET 1

Rally	IRI - Islamic Republic of Iran				Lead	Score	Lead	JPN - Japan		
1	Spike	4 ALIPOURIAN D	Spike	+	1	1-0		Serve	1 KANAO S	Serve Hit
								Dig	9 TANAKA K	Fault
2	Serve	7 BIGDELI S	Serve Hit							
	Spike	12 KHALEGHI M	Spike	+	2	2-0		Block	5 NAKAYAMA K	Fault
3	Serve	7 BIGDELI S	Serve Hit							
			Opp error	+	3	3-0		Spike	4 YAMAMOTO A	Fault
4	Serve	7 BIGDELI S	Serve Hit							
	Block	12 KHALEGHI M	Kill Block	+	4	4-0		Spike	5 NAKAYAMA K	Fault
5	Serve	7 BIGDELI S	Serve Hit							
	Block	9 E. S	Fault		3	4-1	+	Spike	9 TANAKA K	Spike
6			Opp error	+	4	5-1		Serve	4 YAMAMOTO A	Fault
	Serve	9 E. S	Serve Hit							
7			Opp error	+	5	6-1		Dig	8 TAKASAGO S	Fault
	Serve	9 E. S	Fault		4	6-2				Opp error
9	Dig	11 SALEHI H. R	Fault		3	6-3	+	Serve	5 NAKAYAMA K	Serve Hit
								Spike	9 TANAKA K	Spike
10	Spike	4 ALIPOURIAN D	Spike	+	4	7-3		Serve	5 NAKAYAMA K	Serve Hit
								Dig	9 TANAKA K	Fault
11	Serve	4 ALIPOURIAN D	Serve Hit							
	Spike	12 KHALEGHI M	Spike	+	5	8-3		Dig	8 TAKASAGO S	Fault
12	Serve	4 ALIPOURIAN D	Aces	+	6	9-3			T E A M	Fault
	Serve	4 ALIPOURIAN D	Serve Hit							
13	Block	6 HASSANPOUR N	Kill Block	+	7	10-3		Spike	9 TANAKA K	Fault
	Serve	4 ALIPOURIAN D	Aces	+	8	11-3		Reception	5 NAKAYAMA K	Fault
15	Serve	4 ALIPOURIAN D	Serve Hit							
			Opp error	+	9	12-3		Spike	9 TANAKA K	Fault
16	Serve	4 ALIPOURIAN D	Serve Hit							
			Opp error	+	10	13-3		Spike	9 TANAKA K	Fault
								TIMEOUT		
17	Serve	4 ALIPOURIAN D	Serve Hit							
	Block	6 HASSANPOUR N	Fault		9	13-4	+			Opp error
18	Spike	8 EIMERY J	Spike	+	10	14-4		Serve	9 TANAKA K	Serve Hit
								Dig	8 TAKASAGO S	Fault
19	Sub	7 BIGDELI S	Out							
		10 ZIRAH I	In							
	Sub	12 KHALEGHI M	Out							
		1 HOSSEINI FAR SM	In							
19	Serve	1 HOSSEINI FAR SM	Serve Hit							
			Opp error	+	11	15-4		Spike	1 KANAO S	Fault



PLAY BY PLAY

比赛回合文字播报

SET 1

Rally	IRI - Islamic Republic of Iran			Lead	Score	Lead	JPN - Japan			
20	Serve	1	HOSSEINI FAR SM	Serve Hit						
	Dig	1	HOSSEINI FAR SM	Fault	10	15-5	+		Opp error	
21							Serve	7	YONEZAWA A	
	Spike	10	ZIRAH I	Spike +	11	16-5		T E A M	Serve Hit Fault	
22	Serve	6	HASSANPOUR N	Serve Hit						
	Spike	9	E. S	Spike +	12	17-5	Block	1	KANAO S	Fault
23	Serve	6	HASSANPOUR N	Serve Hit						
	Dig	4	ALIPOURIAN D	Fault	11	17-6	+	Spike	2	YOSHIDA H
24							Serve	2	YOSHIDA H	Serve Hit
	Spike	10	ZIRAH I	Spike +	12	18-6	Dig	9	TANAKA K	Fault
25	Serve	8	EIMERY J	Serve Hit						
	Spike	4	ALIPOURIAN D	Spike +	13	19-6		T E A M	Fault	
26	Serve	8	EIMERY J	Serve Hit						
				Opp error +	14	20-6		Spike	2	YOSHIDA H
27	Serve	8	EIMERY J	Serve Hit						
				Opp error +	15	21-6		Spike	4	YAMAMOTO A
28	Serve	8	EIMERY J	Serve Hit						
	Spike	9	E. S	Spike +	16	22-6		T E A M	Fault	
									TIMEOUT	
29	Serve	8	EIMERY J	Aces +	17	23-6	Reception	7	YONEZAWA A	Fault
30	Serve	8	EIMERY J	Aces +	18	24-6	Block	4	YAMAMOTO A	Fault
31	Serve	8	EIMERY J	Serve Hit						
	Spike	9	E. S	Fault	17	24-7	+		Opp error	
32							Serve	1	KANAO S	Serve Hit
	Spike	4	ALIPOURIAN D	Spike +	18	25-7	Dig	7	YONEZAWA A	Fault

SET 2

Rally	IRI - Islamic Republic of Iran			Lead	Score	Lead	JPN - Japan				
33	Serve	10	ZIRAH I	Serve Hit							
	Spike	9	E. S	Spike +	1	1-0	Dig	9	TANAKA K	Fault	
34	Serve	10	ZIRAH I	Serve Hit							
				Opp error +	2	2-0		Spike	9	TANAKA K	Fault
35	Serve	10	ZIRAH I	Aces +	3	3-0	Block	5	NAKAYAMA K	Fault	
36	Serve	10	ZIRAH I	Serve Hit							
	Spike	9	E. S	Spike +	4	4-0	Dig	1	KANAO S	Fault	
37	Serve	10	ZIRAH I	Serve Hit							
	Spike	5	HAMID ZAGEH M	Fault	3	4-1	+		Opp error		
38							Serve	3	MINAKAWA T	Serve Hit	
	Spike	8	EIMERY J	Spike +	4	5-1	Block	5	NAKAYAMA K	Fault	
39	Serve	8	EIMERY J	Serve Hit							
	Spike	4	ALIPOURIAN D	Fault	3	5-2	+		Opp error		
40							Serve	5	NAKAYAMA K	Serve Hit	
	Spike	4	ALIPOURIAN D	Fault	2	5-3	+		Opp error		
41							Serve	5	NAKAYAMA K	Serve Hit	
	Spike	9	E. S	Spike +	3	6-3	Dig	1	KANAO S	Fault	
42	Serve	9	E. S	Aces +	4	7-3	Reception	8	TAKASAGO S	Fault	
43	Serve	9	E. S	Fault	3	7-4	+		Opp error		
44	Reception	2	RAHIMI MR	Fault	2	7-5	+	Serve	9	TANAKA K	Aces



PLAY BY PLAY

比赛回合文字播报

SET 2

Rally	IRI - Islamic Republic of Iran				Lead	Score	Lead	JPN - Japan		
								Serve	9 TANAKA K	Serve Hit
45	Spike	2 RAHIMI MR	Spike	+	3	8-5		Block	7 YONEZAWA A	Fault
46	Serve	5 HAMID ZAGEH M	Aces	+	4	9-5		Reception	9 TANAKA K	Fault
	Serve	5 HAMID ZAGEH M	Serve Hit							
47	Spike	10 ZIRAH I	Spike	+	5	10-5		Dig	8 TAKASAGO S	Fault
	Serve	5 HAMID ZAGEH M	Serve Hit							
48			Opp error	+	6	11-5		Spike	7 YONEZAWA A	Fault
	Serve	5 HAMID ZAGEH M	Serve Hit							
49	Block	4 ALIPOURIAN D	Kill Block	+	7	12-5		Block	2 YOSHIDA H	Fault
										TIMEOUT
	Serve	5 HAMID ZAGEH M	Serve Hit							
50	Spike	10 ZIRAH I	Spike	+	8	13-5		Dig	9 TANAKA K	Fault
	Serve	5 HAMID ZAGEH M	Serve Hit							
51	Block	4 ALIPOURIAN D	Kill Block	+	9	14-5			T E A M	Fault
	Serve	5 HAMID ZAGEH M	Serve Hit							
52	Spike	4 ALIPOURIAN D	Spike	+	10	15-5		Block	1 KANAO S	Fault
								Sub	2 YOSHIDA H	Out
									10 TAKEDA Y	In
	Serve	5 HAMID ZAGEH M	Serve Hit							
53			Opp error	+	11	16-5		Dig	8 TAKASAGO S	Fault
	Serve	5 HAMID ZAGEH M	Serve Hit							
54	Block	2 RAHIMI MR	Fault		10	16-6	+	Spike	1 KANAO S	Spike
								Serve	7 YONEZAWA A	Serve Hit
55	Spike	10 ZIRAH I	Spike	+	11	17-6			T E A M	Fault
	Sub	8 EIMERY J	Out							
		3 PEIDAYESH R	In							
	Serve	4 ALIPOURIAN D	Serve Hit							
56	Block	10 ZIRAH I	Fault		10	17-7	+	Spike	1 KANAO S	Spike
								Serve	10 TAKEDA Y	Serve Hit
57	Spike	2 RAHIMI MR	Spike	+	11	18-7		Block	3 MINAKAWA T	Fault
	Sub	9 E. S	Out							
		12 KHALEGHI M	In							
	Serve	2 RAHIMI MR	Serve Hit							
58			Opp error	+	12	19-7		Spike	3 MINAKAWA T	Fault
59	Serve	2 RAHIMI MR	Aces	+	13	20-7		Reception	7 YONEZAWA A	Fault
										TIMEOUT
	Serve	2 RAHIMI MR	Serve Hit							
60	Spike	3 PEIDAYESH R	Spike	+	14	21-7		Dig	10 TAKEDA Y	Fault
	Serve	2 RAHIMI MR	Serve Hit							
61	Block	12 KHALEGHI M	Kill Block	+	15	22-7		Spike	1 KANAO S	Fault
	Serve	2 RAHIMI MR	Serve Hit							
62	Spike	3 PEIDAYESH R	Spike	+	16	23-7		Block	5 NAKAYAMA K	Fault
	Serve	2 RAHIMI MR	Serve Hit							
63			Opp error	+	17	24-7		Spike	1 KANAO S	Fault
	Serve	2 RAHIMI MR	Serve Hit							
64	Spike	3 PEIDAYESH R	Spike	+	18	25-7			T E A M	Fault



PLAY BY PLAY

比赛回合文字播报

SET 3

Rally	IRI - Islamic Republic of Iran			Lead	Score	Lead	JPN - Japan		
65	Spike	7 BIGDELI S	Fault		0-1	1	Serve	1 KANAO S	Serve Hit
									Opp error
66	Spike	12 KHALEGHI M	Spike +		1-1		Serve	1 KANAO S	Serve Hit
							Block	5 NAKAYAMA K	Fault
67	Serve	8 EIMERY J	Serve Hit						
			Opp error +	1	2-1		Spike	4 YAMAMOTO A	Fault
68	Serve	8 EIMERY J	Serve Hit						
	Spike	4 ALIPOURIAN D	Spike +	2	3-1		Block	5 NAKAYAMA K	Fault
69	Serve	8 EIMERY J	Serve Hit						
	Spike	12 KHALEGHI M	Spike +	3	4-1		Dig	9 TANAKA K	Fault
70	Serve	8 EIMERY J	Serve Hit						
	Spike	4 ALIPOURIAN D	Spike +	4	5-1		Block	5 NAKAYAMA K	Fault
71	Serve	8 EIMERY J	Serve Hit						
	Spike	8 EIMERY J	Spike +	5	6-1		Dig	4 YAMAMOTO A	Fault
72	Serve	8 EIMERY J	Serve Hit						
	Block	4 ALIPOURIAN D	Kill Block +	6	7-1		Spike	9 TANAKA K	Fault
73	Serve	8 EIMERY J	Serve Hit						
	Block	12 KHALEGHI M	Kill Block +	7	8-1		Spike	4 YAMAMOTO A	Fault
74	Serve	8 EIMERY J	Fault		6	8-2			Opp error
							Serve	4 YAMAMOTO A	Serve Hit
75	Spike	7 BIGDELI S	Spike +	7	9-2		Dig	4 YAMAMOTO A	Fault
	Sub	7 BIGDELI S	Out						
		2 RAHIMI MR	In						
	Sub	4 ALIPOURIAN D	Out						
		5 HAMID ZAGEH M	In						
76	Serve	2 RAHIMI MR	Serve Hit						
	Block	12 KHALEGHI M	Kill Block +	8	10-2		Spike	6 AZUMA S	Fault
77	Serve	2 RAHIMI MR	Serve Hit						
			Opp error +	9	11-2		Spike	9 TANAKA K	Fault
78	Serve	2 RAHIMI MR	Serve Hit						
	Block	12 KHALEGHI M	Kill Block +	10	12-2		Block	6 AZUMA S	Fault
79	Serve	2 RAHIMI MR	Serve Hit						
	Spike	1 HOSSEINI FAR SM	Spike +	11	13-2		Dig	6 AZUMA S	Fault
							TIMEOUT		
80	Serve	2 RAHIMI MR	Serve Hit						
			Opp error +	12	14-2		Set	5 NAKAYAMA K	Fault
81	Serve	2 RAHIMI MR	Serve Hit						
			Opp error +	13	15-2		Spike	9 TANAKA K	Fault
82	Serve	2 RAHIMI MR	Serve Hit						
			Opp error +	14	16-2		Spike	2 YOSHIDA H	Fault
83	Serve	2 RAHIMI MR	Serve Hit						
	Spike	5 HAMID ZAGEH M	Spike +	15	17-2		Dig	8 TAKASAGO S	Fault
84	Serve	2 RAHIMI MR	Serve Hit						
	Spike	1 HOSSEINI FAR SM	Spike +	16	18-2		Block	5 NAKAYAMA K	Fault
85	Serve	2 RAHIMI MR	Serve Hit						
	Set	12 KHALEGHI M	Fault		15	18-3			Opp error
							Serve	5 NAKAYAMA K	Serve Hit
86	Spike	5 HAMID ZAGEH M	Spike +	16	19-3		Block	2 YOSHIDA H	Fault



PLAY BY PLAY

比赛回合文字播报

SET 3

Rally	IRI - Islamic Republic of Iran			Lead	Score	Lead	JPN - Japan		
87	Serve	12 KHALEGHI M	Serve Hit				T E A M		
			Opp error +	17	20-3		Sub	6 AZUMA S	Out
								7 YONEZAWA A	In
88	Serve	12 KHALEGHI M	Serve Hit				Set	9 TANAKA K	Fault
89	Serve	12 KHALEGHI M	Aces +	19	22-3		Reception	1 KANAO S	Fault
							TIMEOUT		
90	Serve	12 KHALEGHI M	Serve Hit				+ Spike	9 TANAKA K	Spike
	Block	1 HOSSEINI FAR SM	Fault	18	22-4		Sub	9 TANAKA K	Out
								11 TANABE T	In
91	Spike	5 HAMID ZAGEH M	Fault	17	22-5		Sub	11 TANABE T	Serve Hit
									Opp error
92	Spike	1 HOSSEINI FAR SM	Spike +	18	23-5		Sub	11 TANABE T	Serve Hit
								11 TANABE T	Fault
							Sub	11 TANABE T	Out
								9 TANAKA K	In
93	Serve	5 HAMID ZAGEH M	Serve Hit				T E A M		
	Spike	1 HOSSEINI FAR SM	Spike +	19	24-5				Fault
94	Serve	5 HAMID ZAGEH M	Serve Hit				Dig	9 TANAKA K	Fault
	Spike	8 EIMERY J	Spike +	20	25-5				

Legend:

+ Point scored by team Opp Opponent Sub Substitution



MATCH RESULT

比赛结果表

P2

Match Duration: 53m
Spectators: 1,350

IRI vs JPN
3 vs 0

Team	Sets	1	2	3	Total
IRI	3	25	25	25	75
JPN	0	7	7	5	19
Playing Time		15m	16m	16m	47m

First Referee: MEULENKAMP Martijn (NED)

Second Referee: UVAROV Oleg (RUS)

IRI - I. R. of IRAN								
No	C/L	Name	1	2	3	4	5	Pts
1		HOSSEINI FAR Seyed M.	12		6			4
2		RAHIMI Mohammad Resa		6	7			3
3		PEIDAYESH Reza		8				3
4		ALIPOURIAN Davood	4	5	5			12
5		HAMID ZAGEH Mahdi		4	4			3
6		HASSANPOUR Naser	6		1			1
7		BIGDELI Sadegh	2		3			1
8	C	EIMERY Jalil	1	2	2			6
9		EBRAHIMIBALADEZAEI S.	3	3				6
10		ZIRAH Iisa	7	1				6
11	L	SALEHI HAJIKOLAEI Ramzan	L	L	L			0
12		KHALEGHI Mohammad	5	9	4			10
Head Coach:		REZAEI GARKANI Hadi (IRI)						
Assistant Coach:		SAEBI Farid (IRI)						

JPN - JAPAN								
No	C/L	Name	1	2	3	4	5	Pts
1		KANAO Satoshi	1	1	1			2
2		YOSHIDA Hitoshi	6	6	6			1
3		MINAKAWA Tetsuo		2				0
4		YAMAMOTO Arata	2		2			0
5		NAKAYAMA Kaname	3	3	3			0
6		AZUMA Shun			5			0
7		YONEZAWA Atsushi	5	5	6			0
8	L	TAKASAGO Susumu	L	L	L			0
9		TANAKA Koji	4	4	4			4
10		TAKEDA Yoshihito		2				0
11	C	TANABE Tsutomu			9			0
12		KANEDA Susumu						0
Head Coach:		TOMITA Keizo (JPN)						
Assistant Coach:		SUZUKI Hideaki (JPN)						

TEAM AND PLAYER PERFORMANCES

Won	Total Atts	No	Name
37	74	Total Team	
7	12	4	ALIPOURIAN Davood
5	8	10	ZIRAH Iisa
5	6	9	EBRAHIMIBALADEZAEI S.
9	28	Total Team	
5	6	12	KHALEGHI Mohammad
3	7	4	ALIPOURIAN Davood
1	2	6	HASSANPOUR Naser
9	73	Total Team	
2	16	8	EIMERY Jalil
2	8	4	ALIPOURIAN Davood
1	17	2	RAHIMI Mohammad Resa
20		Total Team	
75	175	Total Team	
12	27	4	ALIPOURIAN Davood

Scoring Skills
Spike
Block
Serve
Opp Error
Total
Best Scorer

Won	Total Atts	No	Name
6	78	Total Team	
3	24	9	TANAKA Koji
2	13	1	KANAO Satoshi
1	7	2	YOSHIDA Hitoshi
0	31	Total Team	
1	21	Total Team	
1	3	9	TANAKA Koji
12		Total Team	
19	130	Total Team	
4	31	9	TANAKA Koji

Legend:			
Atts	Attempts	C	Team Captain
n	Starting Line-Up where n=starting position on Court (i.e. positions 1 to 6)	L	Libero Player
nn	Substitute where nn=jersey number of out going player	Opp	Opponent
		L	Substitute Libero
		Pts	Points scored



MATCH STATISTICS

比赛技术统计

P3

Match Duration: 53m
Spectators: 1,350




IRI vs JPN
3 vs 0

Team	Sets	1	2	3	Total
IRI	3	25	25	25	75
JPN	0	7	7	5	19
Playing Time		15m	16m	16m	47m

First Referee: MEULENKAMP Martijn (NED)

Second Referee: UVAROV Oleg (RUS)

IRI - I. R. of IRAN

Scoring Spikers	Rk	No	Name	Spikes	Faults	Shots	Total Attempts	Eff %
	1	4	ALIPOURIAN Davood	7	2	3	12	41.67
		5	HAMID ZAGEH Mahdi	2	2	6	10	
		1	HOSSEINI FAR Seyed M.	4	-	4	8	
		10	ZIRAH I Isa	5	-	3	8	
		12	KHALEGHI Mohammad	4	-	4	8	
		6	HASSANPOUR Naser	-	-	6	6	
		9	EBRAHIMIBALADEZAEI S.	5	1	-	6	
		8	EIMERY Jalil	4	-	1	5	
		2	RAHIMI Mohammad Resa	2	-	2	4	
		3	PEIDAYESH Reza	3	-	1	4	
		7	BIGDELI Sadegh	1	1	1	3	
	11	SALEHI HAJIKOLAEI Ramzan	-	-	-	-		
Limit	15.00 %							
Team Totals				37	6	31	74	41.89
Scoring Blockers	Rk	No	Name	Kill Blocks	Faults	Rebounds	Total Attempts	Avg by Set
	1	12	KHALEGHI Mohammad	5	-	1	6	1.67
	2	4	ALIPOURIAN Davood	3	-	4	7	1.00
	3	6	HASSANPOUR Naser	1	1	-	2	0.33
	4	1	HOSSEINI FAR Seyed M.	-	1	2	3	0.00
	4	9	EBRAHIMIBALADEZAEI S.	-	1	2	3	0.00
	4	10	ZIRAH I Isa	-	1	2	3	0.00
	4	5	HAMID ZAGEH Mahdi	-	-	2	2	0.00
	4	8	EIMERY Jalil	-	-	1	1	0.00
	4	2	RAHIMI Mohammad Resa	-	1	-	1	0.00
		3	PEIDAYESH Reza	-	-	-	-	
		7	BIGDELI Sadegh	-	-	-	-	
	11	SALEHI HAJIKOLAEI Ramzan	-	-	-	-		
Team Totals				9	5	14	28	3.00
Scoring Servers	Rk	No	Name	Aces	Faults	Serve Hits	Total Attempts	Avg by Set
	1	8	EIMERY Jalil	2	1	13	16	0.67
	1	4	ALIPOURIAN Davood	2	-	6	8	0.67
	3	2	RAHIMI Mohammad Resa	1	-	16	17	0.33
	3	5	HAMID ZAGEH Mahdi	1	-	10	11	0.33
	3	10	ZIRAH I Isa	1	-	4	5	0.33
	3	12	KHALEGHI Mohammad	1	-	3	4	0.33
	3	9	EBRAHIMIBALADEZAEI S.	1	2	1	4	0.33
	8	7	BIGDELI Sadegh	-	-	4	4	0.00
	8	1	HOSSEINI FAR Seyed M.	-	-	2	2	0.00
	8	6	HASSANPOUR Naser	-	-	2	2	0.00
		3	PEIDAYESH Reza	-	-	-	-	
	11	SALEHI HAJIKOLAEI Ramzan	-	-	-	-		
Team Totals				9	3	61	73	3.00
Team	Opponent Errors & Team Faults			20				



MATCH STATISTICS

比赛技术统计

P3

Match Duration: 53m
Spectators: 1,350




IRI vs JPN
3 vs 0

Team	Sets	1	2	3	Total
IRI	3	25	25	25	75
JPN	0	7	7	5	19
Playing Time		15m	16m	16m	47m

First Referee: MEULENKAMP Martijn (NED)

Second Referee: UVAROV Oleg (RUS)

IRI - I. R. of IRAN

Non-scoring Diggers		Rk	No	Name	Digs	Faults	Receptions	Total Attempts	Avg by Set
	1	11	SALEHI HAJIKOLAEI Ramzan	9	1	1	11	3.00	
	1	1	HOSSEINI FAR Seyed M.	9	1	-	10	3.00	
	3	5	HAMID ZAGEH Mahdi	8	-	-	8	2.67	
	4	8	EIMERY Jalil	7	-	-	7	2.33	
	5	4	ALIPOURIAN Davood	4	1	-	5	1.33	
	6	2	RAHIMI Mohammad Resa	3	-	1	4	1.00	
	7	3	PEIDAYESH Reza	2	-	-	2	0.67	
	7	10	ZIRAH I Isa	2	-	-	2	0.67	
	7	12	KHALEGHI Mohammad	2	-	-	2	0.67	
	10	6	HASSANPOUR Naser	1	-	-	1	0.33	
	10	7	BIGDELI Sadegh	1	-	-	1	0.33	
	9	EBRAHIMIBALADEZAEI S.	-	-	-	-	-	-	
Team Totals				48	3	2	53	16.00	
Non-scoring Setters		Rk	No	Name	Running Sets	Faults	Still Sets	Total Attempts	Avg by Set
	1	8	EIMERY Jalil	4	-	15	19	1.33	
	1	4	ALIPOURIAN Davood	4	-	13	17	1.33	
	3	2	RAHIMI Mohammad Resa	2	-	11	13	0.67	
	4	5	HAMID ZAGEH Mahdi	1	-	3	4	0.33	
	5	1	HOSSEINI FAR Seyed M.	-	-	2	2	0.00	
	5	7	BIGDELI Sadegh	-	-	2	2	0.00	
	5	3	PEIDAYESH Reza	-	-	1	1	0.00	
	5	9	EBRAHIMIBALADEZAEI S.	-	-	1	1	0.00	
	5	10	ZIRAH I Isa	-	-	1	1	0.00	
	5	11	SALEHI HAJIKOLAEI Ramzan	-	-	1	1	0.00	
	5	12	KHALEGHI Mohammad	-	1	-	1	0.00	
		6	HASSANPOUR Naser	-	-	-	-	-	-
	Team Totals				11	1	50	62	3.67
Non-scoring Receivers		Rk	No	Name	Excellents	Faults	Serve Receptions	Total Attempts	Succ %
	1	11	SALEHI HAJIKOLAEI Ramzan	11	-	-	11	100.00	
		1	HOSSEINI FAR Seyed M.	3	-	-	3	-	
		12	KHALEGHI Mohammad	2	-	-	2	-	
		5	HAMID ZAGEH Mahdi	1	-	-	1	-	
		7	BIGDELI Sadegh	1	-	-	1	-	
		8	EIMERY Jalil	1	-	-	1	-	
		2	RAHIMI Mohammad Resa	-	1	-	1	-	
		3	PEIDAYESH Reza	-	-	-	-	-	
		4	ALIPOURIAN Davood	-	-	-	-	-	
		6	HASSANPOUR Naser	-	-	-	-	-	
	9	EBRAHIMIBALADEZAEI S.	-	-	-	-	-		
	10	ZIRAH I Isa	-	-	-	-	-		
Team Totals				19	1	-	20	95.00	
Limit		25.00 %							

Legend:	Avg	Eff%	Rk	Succ %
Average	Efficiency	Rank	Success %	



MATCH STATISTICS

比赛技术统计

P3

Match Duration: 53m
Spectators: 1,350




IRI vs JPN
3 vs 0

Team	Sets	1	2	3	Total
IRI	3	25	25	25	75
JPN	0	7	7	5	19
Playing Time		15m	16m	16m	47m

First Referee: MEULENKAMP Martijn (NED)

Second Referee: UVAROV Oleg (RUS)

JPN - JAPAN

Scoring Spikers	Rk	No	Name	Spikes	Faults	Shots	Total Attempts	Eff %
	1	9	TANAKA Koji	3	7	14	24	0.00
	1	7	YONEZAWA Atsushi	-	1	12	13	0.00
	1	1	KANAO Satoshi	2	3	8	13	0.00
		5	NAKAYAMA Kaname	-	1	10	11	
		2	YOSHIDA Hitoshi	1	2	4	7	
		4	YAMAMOTO Arata	-	4	3	7	
		6	AZUMA Shun	-	1	1	2	
		3	MINAKAWA Tetsuo	-	1	-	1	
		8	TAKASAGO Susumu	-	-	-	-	
		10	TAKEDA Yoshihito	-	-	-	-	
		11	TANABE Tsutomu	-	-	-	-	
		12	KANEDA Susumu	-	-	-	-	
Limit	15.00 %							
Team Totals				6	20	52	78	0.00
Scoring Blockers	Rk	No	Name	Kill Blocks	Faults	Rebounds	Total Attempts	Avg by Set
	1	5	NAKAYAMA Kaname	-	8	3	11	0.00
	1	9	TANAKA Koji	-	-	4	4	0.00
	1	1	KANAO Satoshi	-	2	2	4	0.00
	1	2	YOSHIDA Hitoshi	-	2	2	4	0.00
	1	7	YONEZAWA Atsushi	-	1	2	3	0.00
	1	4	YAMAMOTO Arata	-	1	1	2	0.00
	1	6	AZUMA Shun	-	1	1	2	0.00
	1	3	MINAKAWA Tetsuo	-	1	-	1	0.00
		8	TAKASAGO Susumu	-	-	-	-	
		10	TAKEDA Yoshihito	-	-	-	-	
		11	TANABE Tsutomu	-	-	-	-	
		12	KANEDA Susumu	-	-	-	-	
Team Totals				-	16	15	31	0.00
Scoring Servers	Rk	No	Name	Aces	Faults	Serve Hits	Total Attempts	Avg by Set
	1	9	TANAKA Koji	1	-	2	3	0.33
	2	5	NAKAYAMA Kaname	-	-	5	5	0.00
	2	1	KANAO Satoshi	-	-	4	4	0.00
	2	7	YONEZAWA Atsushi	-	-	2	2	0.00
	2	11	TANABE Tsutomu	-	-	2	2	0.00
	2	4	YAMAMOTO Arata	-	1	1	2	0.00
	2	2	YOSHIDA Hitoshi	-	-	1	1	0.00
	2	3	MINAKAWA Tetsuo	-	-	1	1	0.00
	2	10	TAKEDA Yoshihito	-	-	1	1	0.00
		6	AZUMA Shun	-	-	-	-	
		8	TAKASAGO Susumu	-	-	-	-	
		12	KANEDA Susumu	-	-	-	-	
Team Totals				1	1	19	21	0.33
Team	Opponent Errors & Team Faults			12	9			



MATCH STATISTICS

比赛技术统计

P3

Match Duration: 53m
Spectators: 1,350

IRI vs JPN
3 vs 0

Team	Sets	1	2	3	Total
IRI	3	25	25	25	75
JPN	0	7	7	5	19
Playing Time		15m	16m	16m	47m

First Referee: MEULENKAMP Martijn (NED)

Second Referee: UVAROV Oleg (RUS)

JPN - JAPAN

Non-scoring Diggers	Rk	No	Name	Digs	Faults	Receptions	Total Attempts	Avg by Set
	1	9	TANAKA Koji	8	7	-	15	2.67
	2	5	NAKAYAMA Kaname	7	-	-	7	2.33
	3	8	TAKASAGO Susumu	6	6	1	13	2.00
	4	1	KANAO Satoshi	5	2	-	7	1.67
	5	7	YONEZAWA Atsushi	3	1	2	6	1.00
	6	3	MINAKAWA Tetsuo	2	-	-	2	0.67
	7	4	YAMAMOTO Arata	1	2	-	3	0.33
	8	10	TAKEDA Yoshihito	-	1	1	2	0.00
	8	2	YOSHIDA Hitoshi	-	-	1	1	0.00
	8	6	AZUMA Shun	-	1	-	1	0.00
	8	11	TANABE Tsutomu	-	1	-	1	0.00
		12	KANEDA Susumu	-	-	-	-	-
Team Totals				32	21	5	58	10.67

Non-scoring Setters	Rk	No	Name	Running Sets	Faults	Still Sets	Total Attempts	Avg by Set
	1	5	NAKAYAMA Kaname	8	1	22	31	2.67
	2	2	YOSHIDA Hitoshi	4	-	13	17	1.33
	3	7	YONEZAWA Atsushi	3	-	4	7	1.00
	4	1	KANAO Satoshi	1	-	7	8	0.33
	4	10	TAKEDA Yoshihito	1	-	1	2	0.33
	6	9	TANAKA Koji	-	1	2	3	0.00
		3	MINAKAWA Tetsuo	-	-	-	-	-
		4	YAMAMOTO Arata	-	-	-	-	-
		6	AZUMA Shun	-	-	-	-	-
		8	TAKASAGO Susumu	-	-	-	-	-
		11	TANABE Tsutomu	-	-	-	-	-
		12	KANEDA Susumu	-	-	-	-	-
Team Totals				17	2	49	68	5.67

Non-scoring Receivers	Rk	No	Name	Excellents	Faults	Serve Receptions	Total Attempts	Succ %
		5	NAKAYAMA Kaname	12	1	1	14	
		2	YOSHIDA Hitoshi	5	-	6	11	
		1	KANAO Satoshi	6	1	2	9	
		8	TAKASAGO Susumu	7	1	1	9	
		9	TANAKA Koji	7	1	1	9	
		7	YONEZAWA Atsushi	4	2	1	7	
		10	TAKEDA Yoshihito	1	-	-	1	
		3	MINAKAWA Tetsuo	-	-	-	-	
		4	YAMAMOTO Arata	-	-	-	-	
		6	AZUMA Shun	-	-	-	-	
		11	TANABE Tsutomu	-	-	-	-	
		12	KANEDA Susumu	-	-	-	-	
Limit								
25.00 %				42	6	12	60	70.00
Team Totals								

Legend:	Avg	Eff%	Rk	Succ %
Average	Efficiency	Rank	Success %	



START LIST

参赛名单

EGY vs BRA

P1

First Referee: PROBST Anton (GER)

Second Referee: KARADI Gabor (HUN)

EGY - EGYPT Uniform Colour: RED

No	C/L	Name	Sport Class	Date of Birth	Tournament Totals				
					Spike	Block	Serve	Total	%
1		ELSHWIKH Hesham Salah	D	2 FEB 1975	0	0	0	0	0.00
2		SOLIMAN Ahmed Mohamed	D	12 APR 1987	0	0	0	0	0.00
3		ABD ELAAL Abd Elaal Mohamed	D	7 DEC 1973	0	0	0	0	0.00
4		ABD ALLA Ashraf Zaghloul	D	24 FEB 1974	0	0	0	0	0.00
5	C	ELBAHAHEY Taher Adel	D	9 JUN 1972	0	0	0	0	0.00
6		EMARA Mohamed Abd Elhamed	D	17 OCT 1971	0	0	0	0	0.00
7		HASSANEIN Salah Atta	D	9 SEP 1974	0	0	0	0	0.00
8		MASSOUD Hossam Massoud	D	13 JUN 1979	0	0	0	0	0.00
9		MOSSA El Saad	D	28 MAY 1979	0	0	0	0	0.00
10	L	ABDEL-LATIF Abdel Nabi Hassan	D	18 JUN 1972	0	0	0	0	0.00
11		ABD ELLATIF Rezek	D	8 JAN 1978	0	0	0	0	0.00
12		ABOUELYAZEID Mohamed A.	D	29 MAR 1979	0	0	0	0	0.00
Head Coach: de HAAN Jouke (EGY)			Assistant: ELAIUTY Mosaad Rashad (EGY)						

BRA - BRAZIL Uniform Colour: YELLOW

No	C/L	Name	Sport Class	Date of Birth	Tournament Totals				
					Spike	Block	Serve	Total	%
1	L	MELLO Rodrigo	D	6 JAN 1986	0	0	0	0	0.00
2		SILVA Claudio	D	21 JUL 1969	0	0	0	0	0.00
3		GOMES Guilherme	D	25 APR 1982	0	0	0	0	0.00
4		ARANTES Samuel	D	28 JAN 1987	0	0	0	0	0.00
5		SILVA Daniel	D	24 MAR 1981	0	0	0	0	0.00
6		SANTOS Deivisson	D	7 NOV 1982	0	0	0	0	0.00
7		SILVA Gilberto	D	22 DEC 1978	0	0	0	0	0.00
8		FREITAS Giovanni	D	26 MAR 1971	0	0	0	0	0.00
9		ANUNCIACAO Wellington	D	25 MAR 1985	0	0	0	0	0.00
10	C	LEITE Renato	D	11 AUG 1982	0	0	0	0	0.00
11		OLIVEIRA Wesley	D	14 NOV 1983	0	0	0	0	0.00
12		REBOLCAS Diogo	D	24 OCT 1983	0	0	0	0	0.00
Head Coach: RIBEIRO Amauri (BRA)			Assistant: SILVESTRIN Adriano (BRA)						

Legend:	%	Percent of total team scoring	C	Team Captain	L	Libero Player
----------------	---	-------------------------------	---	--------------	---	---------------



PLAY BY PLAY

比赛回合文字播报

Match Duration: 1h03m
Spectators: 1,000

EGY vs BRA
3 vs 0

Team	Sets	1	2	3	Total
EGY	3	25	25	25	75
BRA	0	8	14	17	39
	Playing Time	16m	20m	21m	57m

First Referee: PROBST Anton (GER)

Second Referee: KARADI Gabor (HUN)

SET 1

Rally	EGY - Egypt			Lead	Score	Lead	BRA - Brazil		
1	TEAM	Fault			0-1	1	Serve	3 GOMES G	Serve Hit
							+ Spike	7 SILVA G	Spike
2	Spike	1 ELSHWIKH HS	Spike	+	1-1		Serve	3 GOMES G	Serve Hit
							Dig	5 SILVA D	Fault
3	Serve	2 SOLIMAN AM	Serve Hit						
	Dig	2 SOLIMAN AM	Fault		1-2	1	+		Opp error
4	Spike	1 ELSHWIKH HS	Fault				Serve	8 FREITAS G	Serve Hit
					1-3	2	+		Opp error
5	Block	9 MOSSA ES	Kill Block	+			Serve	8 FREITAS G	Serve Hit
					2-3	1	Dig	11 OLIVEIRA W	Fault
6	Serve	1 ELSHWIKH HS	Serve Hit						
	Dig	9 MOSSA ES	Fault		2-4	2	+	Block	10 LEITE R
7			Opp error	+			Serve	7 SILVA G	Fault
					3-4	1			
8	Serve	9 MOSSA ES	Serve Hit						
	Spike	4 ABD ALLA AZ	Spike	+			Dig	7 SILVA G	Fault
9	Serve	9 MOSSA ES	Serve Hit						
			Opp error	+	1	5-4	Spike	5 SILVA D	Fault
10	Serve	9 MOSSA ES	Serve Hit						
	Dig	10 ABDEL-LATIF ANH	Fault		5-5		+	Spike	11 OLIVEIRA W
11	Spike	12 ABOUELYAZEID MA	Spike	+	1	6-5	Serve	10 LEITE R	Serve Hit
							Dig	7 SILVA G	Fault
12	Serve	4 ABD ALLA AZ	Serve Hit						
			Opp error	+	2	7-5	Spike	11 OLIVEIRA W	Fault
13	Serve	4 ABD ALLA AZ	Aces	+	3	8-5	Reception	8 FREITAS G	Fault
14	Serve	4 ABD ALLA AZ	Aces	+	4	9-5	Reception	7 SILVA G	Fault
							Sub	7 SILVA G	Out
								6 SANTOS D	In
15	Serve	4 ABD ALLA AZ	Serve Hit						
	Spike	5 ELBAHAHEY TA	Spike	+	5	10-5	Dig	5 SILVA D	Fault
16	Serve	4 ABD ALLA AZ	Serve Hit						
			Opp error	+	6	11-5	Dig	6 SANTOS D	Fault
17	Serve	4 ABD ALLA AZ	Serve Hit						
	Spike	12 ABOUELYAZEID MA	Spike	+	7	12-5	Dig	8 FREITAS G	Fault
18	Serve	4 ABD ALLA AZ	Aces	+	8	13-5	Reception	6 SANTOS D	Fault
							Sub	3 GOMES G	Out
								9 ANUNCIACAO W	In
19	Serve	4 ABD ALLA AZ	Serve Hit						
			Opp error	+	9	14-5	Spike	9 ANUNCIACAO W	Fault



PLAY BY PLAY

比赛回合文字播报

SET 1

Rally	EGY - Egypt			Lead	Score	Lead	BRA - Brazil				
							TIMEOUT				
20	Serve	4 ABD ALLA AZ	Serve Hit								
	Dig	1 ELSHWIKH HS	Fault	8	14-6		+	Spike	11 OLIVEIRA W	Spike	
21			Opp error	+	9	15-6		Serve	5 SILVA D	Serve Hit	
								Spike	11 OLIVEIRA W	Fault	
22	Serve	12 ABOUELYAZEID MA	Serve Hit								
			Opp error	+	10	16-6		Spike	8 FREITAS G	Fault	
23	Serve	12 ABOUELYAZEID MA	Serve Hit								
	Block	1 ELSHWIKH HS	Kill Block	+	11	17-6		Spike	8 FREITAS G	Fault	
24	Serve	12 ABOUELYAZEID MA	Serve Hit								
	Spike	2 SOLIMAN AM	Spike	+	12	18-6		Block	9 ANUNCIACAO W	Fault	
25	Serve	12 ABOUELYAZEID MA	Fault		11	18-7		+		Opp error	
								Sub	6 SANTOS D	Out	
									7 SILVA G	In	
26	Block	1 ELSHWIKH HS	Kill Block	+	12	19-7		Serve	11 OLIVEIRA W	Serve Hit	
								Dig	9 ANUNCIACAO W	Fault	
27	Serve	5 ELBAHAHEY TA	Serve Hit								
	Block	2 SOLIMAN AM	Kill Block	+	13	20-7		Spike	7 SILVA G	Fault	
								Sub	9 ANUNCIACAO W	Out	
									3 GOMES G	In	
28	Serve	5 ELBAHAHEY TA	Serve Hit								
	Spike	2 SOLIMAN AM	Spike	+	14	21-7		Block	7 SILVA G	Fault	
29	Serve	5 ELBAHAHEY TA	Aces	+	15	22-7		Reception	3 GOMES G	Fault	
30	Serve	5 ELBAHAHEY TA	Serve Hit								
			Opp error	+	16	23-7		Dig	8 FREITAS G	Fault	
								Sub	8 FREITAS G	Out	
									12 REBOLCAS D	In	
31	Serve	5 ELBAHAHEY TA	Serve Hit								
	Block	2 SOLIMAN AM	Fault		15	23-8		+	Spike	7 SILVA G	Spike
32	Spike	1 ELSHWIKH HS	Spike	+	16	24-8		Serve	3 GOMES G	Serve Hit	
								Dig	11 OLIVEIRA W	Fault	
33	Serve	2 SOLIMAN AM	Serve Hit								
	Spike	4 ABD ALLA AZ	Spike	+	17	25-8		Dig	11 OLIVEIRA W	Fault	

SET 2

Rally	EGY - Egypt			Lead	Score	Lead	BRA - Brazil			
34	Serve	5 ELBAHAHEY TA	Serve Hit							
	Spike	9 MOSSA ES	Fault		0-1	1	+			Opp error
35	Spike	9 MOSSA ES	Fault		0-2	2	+	Serve	3 GOMES G	Serve Hit
								Block	11 OLIVEIRA W	Kill Block
36			Opp error	+	1-2	1		Serve	3 GOMES G	Serve Hit
								Block	11 OLIVEIRA W	Fault
37	Serve	2 SOLIMAN AM	Aces	+	2-2			Reception	10 LEITE R	Fault
38	Serve	2 SOLIMAN AM	Fault		2-3	1	+			Opp error
39	Block	1 ELSHWIKH HS	Fault		2-4	2	+	Serve	8 FREITAS G	Serve Hit
								Spike	11 OLIVEIRA W	Spike
40	Spike	9 MOSSA ES	Fault		2-5	3	+	Serve	8 FREITAS G	Serve Hit
										Opp error



PLAY BY PLAY

比赛回合文字播报

SET 2

Rally	EGY - Egypt			Lead	Score	Lead	BRA - Brazil		
41	Spike	1 ELSHWIKH HS	Spike +		3-5	2	Serve	8 FREITAS G	Serve Hit
							Dig	3 GOMES G	Fault
42	Serve	1 ELSHWIKH HS	Serve Hit						
	Block	9 MOSSA ES	Kill Block +		4-5	1	Spike	5 SILVA D	Fault
43	Serve	1 ELSHWIKH HS	Serve Hit						
	Block	12 ABOUELYAZEID MA	Fault		4-6	2	+ Spike	11 OLIVEIRA W	Spike
44							Serve	11 OLIVEIRA W	Serve Hit
			Opp error +		5-6	1	Spike	7 SILVA G	Fault
45	Serve	9 MOSSA ES	Serve Hit						
	Spike	5 ELBAHAHEY TA	Fault		5-7	2	+		Opp error
46	Set	1 ELSHWIKH HS	Fault		5-8	3	+ Serve	10 LEITE R	Serve Hit
									Opp error
47	Spike	5 ELBAHAHEY TA	Fault		5-9	4	+ Block	3 GOMES G	Kill Block
	Sub	9 MOSSA ES	Out						
		8 MASSOUD HM	In						
48	Spike	12 ABOUELYAZEID MA	Spike +		6-9	3	Serve	10 LEITE R	Serve Hit
							Block	3 GOMES G	Fault
49	Serve	4 ABD ALLA AZ	Serve Hit						
	Spike	12 ABOUELYAZEID MA	Spike +		7-9	2	Dig	3 GOMES G	Fault
50	Serve	4 ABD ALLA AZ	Serve Hit						
	Block	12 ABOUELYAZEID MA	Fault		7-10	3	+		Opp error
51	Spike	12 ABOUELYAZEID MA	Spike +		8-10	2	Serve	5 SILVA D	Serve Hit
							Block	8 FREITAS G	Fault
52	Serve	12 ABOUELYAZEID MA	Serve Hit						
	Spike	1 ELSHWIKH HS	Spike +		9-10	1	Block	7 SILVA G	Fault
							TIMEOUT		
53	Serve	12 ABOUELYAZEID MA	Serve Hit						
	Block	5 ELBAHAHEY TA	Kill Block +		10-10		Dig	10 LEITE R	Fault
							Sub	8 FREITAS G	Out
								12 REBOLCAS D	In
54	Serve	12 ABOUELYAZEID MA	Serve Hit						
			Opp error +	1	11-10		Spike	7 SILVA G	Fault
55	Serve	12 ABOUELYAZEID MA	Serve Hit						
	Block	5 ELBAHAHEY TA	Fault		11-11		+		Opp error
56	Spike	2 SOLIMAN AM	Spike +	1	12-11		Serve	7 SILVA G	Serve Hit
							Dig	10 LEITE R	Fault
	Sub	8 MASSOUD HM	Out						
		9 MOSSA ES	In						
57	Serve	5 ELBAHAHEY TA	Serve Hit						
	Spike	1 ELSHWIKH HS	Spike +	2	13-11		Dig	10 LEITE R	Fault
58	Serve	5 ELBAHAHEY TA	Serve Hit						
	Spike	2 SOLIMAN AM	Fault	1	13-12		+		Opp error
59	Spike	1 ELSHWIKH HS	Spike +	2	14-12		Serve	3 GOMES G	Serve Hit
							Block	10 LEITE R	Fault
60	Serve	2 SOLIMAN AM	Serve Hit						
	Block	9 MOSSA ES	Kill Block +	3	15-12		Spike	11 OLIVEIRA W	Fault
61	Serve	2 SOLIMAN AM	Serve Hit						
	Spike	4 ABD ALLA AZ	Spike +	4	16-12			T E A M	Fault



PLAY BY PLAY

比赛回合文字播报

SET 2

Rally	EGY - Egypt			Lead	Score	Lead	BRA - Brazil		
62	Serve	2 SOLIMAN AM	Serve Hit						
	Dig	2 SOLIMAN AM	Fault	3	16-13		+ Spike	10 LEITE R	Spike
63							Serve	12 REBOLCAS D	Serve Hit
	Spike	4 ABD ALLA AZ	Spike +	4	17-13		Block	11 OLIVEIRA W	Fault
64	Serve	1 ELSHWIKH HS	Serve Hit						
	Block	4 ABD ALLA AZ	Fault	3	17-14		+ Spike	11 OLIVEIRA W	Spike
65							Sub	11 OLIVEIRA W	Out
								6 SANTOS D	In
	Serve	12 ABOUELYAZEID MA	Spike +	4	18-14		Serve	6 SANTOS D	Serve Hit
66							Dig	6 SANTOS D	Fault
	Serve	9 MOSSA ES	Serve Hit						
67							Spike	7 SILVA G	Fault
	Serve	9 MOSSA ES	Serve Hit						
68	Spike	12 ABOUELYAZEID MA	Spike +	6	20-14		Dig	12 REBOLCAS D	Fault
							TIMEOUT		
69	Serve	9 MOSSA ES	Serve Hit						
	Block	12 ABOUELYAZEID MA	Kill Block +	7	21-14		Spike	12 REBOLCAS D	Fault
70	Serve	9 MOSSA ES	Serve Hit						
	Spike	5 ELBAHAIEY TA	Spike +	8	22-14		Block	5 SILVA D	Fault
71	Serve	9 MOSSA ES	Serve Hit						
	Block	4 ABD ALLA AZ	Kill Block +	9	23-14		Dig	12 REBOLCAS D	Fault
72							Sub	12 REBOLCAS D	Out
								8 FREITAS G	In
	Serve	9 MOSSA ES	Aces +	10	24-14		Block	10 LEITE R	Fault
73	Serve	9 MOSSA ES	Serve Hit						
	Spike	4 ABD ALLA AZ	Spike +	11	25-14		Dig	3 GOMES G	Fault

SET 3

Rally	EGY - Egypt			Lead	Score	Lead	BRA - Brazil		
73							Serve	3 GOMES G	Serve Hit
			Opp error +	1	1-0		Dig	11 OLIVEIRA W	Fault
74	Serve	2 SOLIMAN AM	Serve Hit						
			Opp error +	2	2-0		Block	11 OLIVEIRA W	Fault
75	Serve	2 SOLIMAN AM	Serve Hit						
			Opp error +	3	3-0		Reception	7 SILVA G	Fault
76	Serve	2 SOLIMAN AM	Serve Hit						
	Block	9 MOSSA ES	Fault	2	3-1		+ Spike	10 LEITE R	Spike
77							Serve	8 FREITAS G	Serve Hit
	Spike	9 MOSSA ES	Spike +	3	4-1		Dig	7 SILVA G	Fault
78	Serve	1 ELSHWIKH HS	Aces +	4	5-1		Block	10 LEITE R	Fault
							TIMEOUT		
79	Serve	1 ELSHWIKH HS	Aces +	5	6-1		Block	11 OLIVEIRA W	Fault
	Serve	1 ELSHWIKH HS	Aces +	6	7-1		Reception	7 SILVA G	Fault
80	Serve	1 ELSHWIKH HS	Fault	5	7-2				
									Opp error
81							Serve	11 OLIVEIRA W	Serve Hit
	Block	9 MOSSA ES	Kill Block +	6	8-2		Dig	8 FREITAS G	Fault
82	Serve	9 MOSSA ES	Serve Hit						
	Spike	12 ABOUELYAZEID MA	Spike +	7	9-2		Dig	11 OLIVEIRA W	Fault



PLAY BY PLAY

比赛回合文字播报

SET 3

Rally	EGY - Egypt			Lead	Score	Lead	BRA - Brazil		
							Sub	5 SILVA D	Out
								12 REBOLCAS D	In
84	Serve	9 MOSSA ES	Serve Hit						
	Dig	1 ELSHWIKH HS	Fault	6	9-3	+	Block	12 REBOLCAS D	Kill Block
85	Spike	4 ABD ALLA AZ	Fault	5	9-4	+	Serve	10 LEITE R	Serve Hit
									Opp error
86	Spike	12 ABOUELYAZEID MA	Fault	4	9-5	+	Serve	10 LEITE R	Serve Hit
									Opp error
87	Block	12 ABOUELYAZEID MA	Kill Block	+	5	10-5	Serve	10 LEITE R	Serve Hit
							Dig	3 GOMES G	Fault
88	Serve	4 ABD ALLA AZ	Serve Hit						
	Spike	2 SOLIMAN AM	Fault	4	10-6	+			Opp error
89			Opp error	+	5	11-6	Serve	12 REBOLCAS D	Serve Hit
							Spike	7 SILVA G	Fault
							Sub	3 GOMES G	Out
								2 SILVA C	In
90	Serve	12 ABOUELYAZEID MA	Serve Hit						
	Block	5 ELBAHAHEY TA	Fault	4	11-7	+	Spike	7 SILVA G	Spike
91	Spike	1 ELSHWIKH HS	Spike	+	5	12-7	Serve	7 SILVA G	Serve Hit
							Dig	7 SILVA G	Fault
92	Serve	5 ELBAHAHEY TA	Serve Hit						
			Opp error	+	6	13-7	Set	2 SILVA C	Fault
93	Serve	5 ELBAHAHEY TA	Serve Hit						
	Spike	9 MOSSA ES	Fault	5	13-8	+			Opp error
94	Spike	2 SOLIMAN AM	Fault	4	13-9	+	Serve	2 SILVA C	Serve Hit
									Opp error
	TIMEOUT								
	Sub	5 ELBAHAHEY TA	Out						
		8 MASSOUD HM	In						
95			Opp error	+	5	14-9	Serve	2 SILVA C	Serve Hit
							Dig	12 REBOLCAS D	Fault
	Sub	2 SOLIMAN AM	Out						
		6 EMARA MAE	In						
96	Serve	6 EMARA MAE	Aces	+	6	15-9	Reception	12 REBOLCAS D	Fault
97	Serve	6 EMARA MAE	Serve Hit						
			Opp error	+	7	16-9	Spike	11 OLIVEIRA W	Fault
98	Serve	6 EMARA MAE	Serve Hit						
			Opp error	+	8	17-9	Spike	8 FREITAS G	Fault
99	Serve	6 EMARA MAE	Serve Hit						
	Block	1 ELSHWIKH HS	Fault	7	17-10	+	Spike	10 LEITE R	Spike
100	Spike	1 ELSHWIKH HS	Spike	+	8	18-10	Serve	8 FREITAS G	Serve Hit
							Block	12 REBOLCAS D	Fault
101	Serve	1 ELSHWIKH HS	Serve Hit						
	Block	4 ABD ALLA AZ	Fault	7	18-11	+	Spike	12 REBOLCAS D	Spike
							Sub	11 OLIVEIRA W	Out
								6 SANTOS D	In
102	Spike	4 ABD ALLA AZ	Fault	6	18-12	+	Serve	6 SANTOS D	Serve Hit
									Opp error



PLAY BY PLAY

比赛回合文字播报

SET 3

Rally	EGY - Egypt			Lead	Score	Lead	BRA - Brazil		
103	Spike	9 MOSSA ES	Spike +	7	19-12		Serve	6 SANTOS D	Serve Hit
	Sub	8 MASSOUD HM 5 ELBAHAHEY TA	Out In				Block	7 SILVA G	Fault
104	Serve	9 MOSSA ES	Serve Hit	6	19-13		+ Block	7 SILVA G	Kill Block
	Spike	1 ELSHWIKH HS	Fault						
105	Spike	5 ELBAHAHEY TA	Spike +	7	20-13		Serve	10 LEITE R	Serve Hit
	Serve	4 ABD ALLA AZ	Serve Hit				Dig	8 FREITAS G	Fault
106	Serve	4 ABD ALLA AZ	Serve Hit	8	21-13		Spike	12 REBOLCAS D	Fault
			Opp error +						
107	Serve	4 ABD ALLA AZ	Serve Hit	7	21-14		+ Block	12 REBOLCAS D	Kill Block
	Dig	1 ELSHWIKH HS	Fault						
108	Spike	12 ABOUELYAZEID MA	Fault	6	21-15		Serve	12 REBOLCAS D	Serve Hit
							+ Block	7 SILVA G	Kill Block
109	Block	6 EMARA MAE	Fault	5	21-16		Serve	12 REBOLCAS D	Serve Hit
							+ Opp error		
110	Spike	12 ABOUELYAZEID MA	Spike +	6	22-16		Serve	12 REBOLCAS D	Serve Hit
							Block	7 SILVA G	Fault
TIMEOUT									
111	Serve	12 ABOUELYAZEID MA	Serve Hit	7	23-16		Spike	8 FREITAS G	Fault
			Opp error +						
112	Serve	12 ABOUELYAZEID MA	Serve Hit	8	24-16		Dig	6 SANTOS D	Fault
	Spike	6 EMARA MAE	Spike +						
113	Serve	12 ABOUELYAZEID MA	Fault	7	24-17		+		Opp error
114				8	25-17		Serve	7 SILVA G	Serve Hit
			Opp error +				Set	6 SANTOS D	Fault

Legend:

+ Point scored by team Opp Opponent Sub Substitution



MATCH RESULT

比赛结果表

P2

Match Duration: 1h03m
Spectators: 1,000

EGY vs BRA
3 0

Team	Sets	1	2	3	Total
EGY	3	25	25	25	75
BRA	0	8	14	17	39
Playing Time		16m	20m	21m	57m

First Referee: PROBST Anton (GER)

Second Referee: KARADI Gabor (HUN)

EGY - EGYPT								
No	C/L	Name	1	2	3	4	5	Pts
1		ELSHWIKH Hesham Salah	3	3	3			13
2		SOLIMAN Ahmed Mohamed	2	2	2			5
3		ABD ELAAL Abd Elaal Mohamed						0
4		ABD ALLA Ashraf Zaghloul	5	5	5			9
5	C	ELBAHAHEY Taher Adel	1	1	1			5
6		EMARA Mohamed Abd Elhamed			2			2
7		HASSANEIN Salah Atta						0
8		MASSOUD Hossam Massoud		9	5			0
9		MOSSA El Saad	4	4	4			7
10	L	ABDEL-LATIF Abdel Nabi Hassan	L	L	L			0
11		ABD ELLATIF Rezek						0
12		ABOUELYAZEID Mohamed A.	6	6	6			11
Head Coach:		de HAAN Jouke (EGY)						
Assistant Coach:		ELAIUTY Mosaad Rashad (EGY)						

BRA - BRAZIL								
No	C/L	Name	1	2	3	4	5	Pts
1	L	MELLO Rodrigo						0
2		SILVA Claudio			3			0
3		GOMES Guilherme	1	2	1			1
4		ARANTES Samuel						0
5		SILVA Daniel	5	6	5			0
6		SANTOS Deivisson	7	11	11			0
7		SILVA Gilberto	3	1	6			5
8		FREITAS Giovani	2	3	2			0
9		ANUNCIACAO Wellington	3					0
10	C	LEITE Renato	4	5	4			4
11		OLIVEIRA Wescley	6	4	3			6
12		REBOLCAS Diogo	8	8	5			3
Head Coach:		RIBEIRO Amauri (BRA)						
Assistant Coach:		SILVESTRIN Adriano (BRA)						

TEAM AND PLAYER PERFORMANCES

Won	Total Atts	No	Name
31	77	Total Team	
9	20	12	ABOUELYAZEID Mohamed A.
8	17	1	ELSHWIKH Hesham Salah
5	10	4	ABD ALLA Ashraf Zaghloul
11	41	Total Team	
4	8	9	MOSSA El Saad
2	9	1	ELSHWIKH Hesham Salah
2	8	12	ABOUELYAZEID Mohamed A.
10	73	Total Team	
3	14	4	ABD ALLA Ashraf Zaghloul
3	9	1	ELSHWIKH Hesham Salah
1	14	9	MOSSA El Saad
23		Total Team	
75	191	Total Team	
13	35	1	ELSHWIKH Hesham Salah

Scoring Skills
Spike
Block
Serve
Opp Error
Total
Best Scorer

Won	Total Atts	No	Name
12	68	Total Team	
5	12	11	OLIVEIRA Wescley
3	15	7	SILVA Gilberto
3	12	10	LEITE Renato
7	41	Total Team	
2	6	12	REBOLCAS Diogo
2	6	7	SILVA Gilberto
1	10	11	OLIVEIRA Wescley
0	41	Total Team	
20		Total Team	
39	150	Total Team	
6	25	11	OLIVEIRA Wescley

Legend:			
Atts	Attempts	C	Team Captain
L	Libero Player	L	Libero Player
nn	Substitute where nn=jersey number of out going player	Opp	Opponent
[L]	Substitute Libero	Pts	Points scored



MATCH STATISTICS

比赛技术统计

P3

Match Duration: 1h03m
Spectators: 1,000




EGY vs BRA
3 0

Team	Sets	1	2	3	Total
EGY	3	25	25	25	75
BRA	0	8	14	17	39
Playing Time		16m	20m	21m	57m

First Referee: PROBST Anton (GER)

Second Referee: KARADI Gabor (HUN)

EGY - EGYPT

Scoring Spikers	Rk	No	Name	Spikes	Faults	Shots	Total Attempts	Eff %
	1	1	ELSHWIKH Hesham Salah	8	2	7	17	35.29
	2	12	ABOUELYAZEID Mohamed A.	9	2	9	20	35.00
		9	MOSSA El Saad	2	4	5	11	
		4	ABD ALLA Ashraf Zaghoul	5	2	3	10	
		5	ELBAHAHEY Taher Adel	3	2	5	10	
		2	SOLIMAN Ahmed Mohamed	3	3	2	8	
		6	EMARA Mohamed Abd Elhamed	1	-	-	1	
		3	ABD ELAAL Abd Elaal Mohamed	-	-	-	-	
		7	HASSANEIN Salah Atta	-	-	-	-	
		8	MASSOUD Hossam Massoud	-	-	-	-	
		10	ABDEL-LATIF Abdel Nabi Hassan	-	-	-	-	
	11	ABD ELLATIF Rezek	-	-	-	-		
Limit								
15.00 %	Team Totals			31	15	31	77	20.78
Scoring Blockers	Rk	No	Name	Kill Blocks	Faults	Rebounds	Total Attempts	Avg by Set
	1	9	MOSSA El Saad	4	1	3	8	1.33
	2	1	ELSHWIKH Hesham Salah	2	2	5	9	0.67
	2	12	ABOUELYAZEID Mohamed A.	2	2	4	8	0.67
	4	5	ELBAHAHEY Taher Adel	1	2	4	7	0.33
	4	4	ABD ALLA Ashraf Zaghoul	1	2	2	5	0.33
	4	2	SOLIMAN Ahmed Mohamed	1	1	1	3	0.33
	7	6	EMARA Mohamed Abd Elhamed	-	1	-	1	0.00
		3	ABD ELAAL Abd Elaal Mohamed	-	-	-	-	
		7	HASSANEIN Salah Atta	-	-	-	-	
		8	MASSOUD Hossam Massoud	-	-	-	-	
		10	ABDEL-LATIF Abdel Nabi Hassan	-	-	-	-	
	11	ABD ELLATIF Rezek	-	-	-	-		
	Team Totals			11	11	19	41	3.67
Scoring Servers	Rk	No	Name	Aces	Faults	Serve Hits	Total Attempts	Avg by Set
	1	4	ABD ALLA Ashraf Zaghoul	3	-	11	14	1.00
	1	1	ELSHWIKH Hesham Salah	3	1	5	9	1.00
	3	9	MOSSA El Saad	1	-	13	14	0.33
	3	5	ELBAHAHEY Taher Adel	1	-	9	10	0.33
	3	2	SOLIMAN Ahmed Mohamed	1	1	8	10	0.33
	3	6	EMARA Mohamed Abd Elhamed	1	-	3	4	0.33
	7	12	ABOUELYAZEID Mohamed A.	-	2	10	12	0.00
		3	ABD ELAAL Abd Elaal Mohamed	-	-	-	-	
		7	HASSANEIN Salah Atta	-	-	-	-	
		8	MASSOUD Hossam Massoud	-	-	-	-	
		10	ABDEL-LATIF Abdel Nabi Hassan	-	-	-	-	
	11	ABD ELLATIF Rezek	-	-	-	-		
	Team Totals			10	4	59	73	3.33
Team	Opponent Errors & Team Faults			23	1			



MATCH STATISTICS

比赛技术统计

P3

Match Duration: 1h03m
Spectators: 1,000




EGY vs BRA
3 vs 0

Team	Sets	1	2	3	Total
EGY	3	25	25	25	75
BRA	0	8	14	17	39
Playing Time		16m	20m	21m	57m

First Referee: PROBST Anton (GER)

Second Referee: KARADI Gabor (HUN)

EGY - EGYPT

Non-scoring Diggers	Rk	No	Name	Digs	Faults	Receptions	Total Attempts	Avg by Set
	1	1	ELSHWIKH Hesham Salah	11	3	-	14	3.67
	2	12	ABOUELYAZEID Mohamed A.	10	-	2	12	3.33
	3	10	ABDEL-LATIF Abdel Nabi Hassan	5	1	1	7	1.67
	4	4	ABD ALLA Ashraf Zaghoul	4	-	1	5	1.33
	4	5	ELBAHAHEY Taher Adel	4	-	1	5	1.33
	6	2	SOLIMAN Ahmed Mohamed	3	2	-	5	1.00
	6	9	MOSSA El Saad	3	1	-	4	1.00
		3	ABD ELAAL Abd Elaal Mohamed	-	-	-	-	-
		6	EMARA Mohamed Abd Elhamed	-	-	-	-	-
		7	HASSANEIN Salah Atta	-	-	-	-	-
		8	MASSOUD Hossam Massoud	-	-	-	-	-
	11	ABD ELLATIF Rezek	-	-	-	-	-	
Team Totals				40	7	5	52	13.33
Non-scoring Setters	Rk	No	Name	Running Sets	Faults	Still Sets	Total Attempts	Avg by Set
	1	5	ELBAHAHEY Taher Adel	6	-	24	30	2.00
	2	1	ELSHWIKH Hesham Salah	3	1	15	19	1.00
	3	12	ABOUELYAZEID Mohamed A.	1	-	6	7	0.33
	4	4	ABD ALLA Ashraf Zaghoul	-	-	2	2	0.00
	4	8	MASSOUD Hossam Massoud	-	-	2	2	0.00
	4	9	MOSSA El Saad	-	-	2	2	0.00
	4	10	ABDEL-LATIF Abdel Nabi Hassan	-	-	2	2	0.00
		2	SOLIMAN Ahmed Mohamed	-	-	-	-	-
		3	ABD ELAAL Abd Elaal Mohamed	-	-	-	-	-
		6	EMARA Mohamed Abd Elhamed	-	-	-	-	-
		7	HASSANEIN Salah Atta	-	-	-	-	-
	11	ABD ELLATIF Rezek	-	-	-	-	-	
Team Totals				10	1	53	64	3.33
Non-scoring Receivers	Rk	No	Name	Excellents	Faults	Serve Receptions	Total Attempts	Succ %
	1	12	ABOUELYAZEID Mohamed A.	13	-	1	14	92.86
		10	ABDEL-LATIF Abdel Nabi Hassan	8	-	-	8	-
		9	MOSSA El Saad	6	-	-	6	-
		1	ELSHWIKH Hesham Salah	3	-	-	3	-
		4	ABD ALLA Ashraf Zaghoul	2	-	-	2	-
		8	MASSOUD Hossam Massoud	1	-	-	1	-
		2	SOLIMAN Ahmed Mohamed	-	-	-	-	-
		3	ABD ELAAL Abd Elaal Mohamed	-	-	-	-	-
		5	ELBAHAHEY Taher Adel	-	-	-	-	-
		6	EMARA Mohamed Abd Elhamed	-	-	-	-	-
		7	HASSANEIN Salah Atta	-	-	-	-	-
	11	ABD ELLATIF Rezek	-	-	-	-	-	
Team Totals				33	-	1	34	97.06
Limit								
25.00 %								

Legend:	Avg	Eff%	Rk	Succ %
	Average	Efficiency	Rank	Success %



MATCH STATISTICS

比赛技术统计

P3

Match Duration: 1h03m
Spectators: 1,000




EGY vs BRA
3 0

Team	Sets	1	2	3	Total
EGY	3	25	25	25	75
BRA	0	8	14	17	39
Playing Time		16m	20m	21m	57m

First Referee: PROBST Anton (GER)

Second Referee: KARADI Gabor (HUN)

BRA - BRAZIL

Scoring Spikers	Rk	No	Name	Spikes	Faults	Shots	Total Attempts	Eff %
	1	10	LEITE Renato	3	-	9	12	25.00
	2	11	OLIVEIRA Wesley	5	4	3	12	8.33
	3	7	SILVA Gilberto	3	5	7	15	0.00
		8	FREITAS Giovanni	-	4	6	10	
		5	SILVA Daniel	-	2	7	9	
		12	REBOLCAS Diogo	1	2	5	8	
		9	ANUNCIACAO Wellington	-	1	1	2	
		1	MELLO Rodrigo	-	-	-	-	
		2	SILVA Claudio	-	-	-	-	
		3	GOMES Guilherme	-	-	-	-	
		4	ARANTES Samuel	-	-	-	-	
		6	SANTOS Deivisson	-	-	-	-	
Limit	15.00 %							
Team Totals				12	18	38	68	0.00
Scoring Blockers	Rk	No	Name	Kill Blocks	Faults	Rebounds	Total Attempts	Avg by Set
	1	12	REBOLCAS Diogo	2	1	3	6	0.67
	1	7	SILVA Gilberto	2	4	-	6	0.67
	3	11	OLIVEIRA Wesley	1	4	5	10	0.33
	3	10	LEITE Renato	1	3	1	5	0.33
	3	3	GOMES Guilherme	1	1	2	4	0.33
	6	5	SILVA Daniel	-	1	3	4	0.00
	6	8	FREITAS Giovanni	-	1	3	4	0.00
	6	2	SILVA Claudio	-	-	1	1	0.00
	6	9	ANUNCIACAO Wellington	-	1	-	1	0.00
		1	MELLO Rodrigo	-	-	-	-	
		4	ARANTES Samuel	-	-	-	-	
		6	SANTOS Deivisson	-	-	-	-	
Team Totals				7	16	18	41	2.33
Scoring Servers	Rk	No	Name	Aces	Faults	Serve Hits	Total Attempts	Avg by Set
	1	10	LEITE Renato	-	-	8	8	0.00
	1	3	GOMES Guilherme	-	-	7	7	0.00
	1	8	FREITAS Giovanni	-	-	7	7	0.00
	1	12	REBOLCAS Diogo	-	-	5	5	0.00
	1	7	SILVA Gilberto	-	1	3	4	0.00
	1	6	SANTOS Deivisson	-	-	3	3	0.00
	1	11	OLIVEIRA Wesley	-	-	3	3	0.00
	1	2	SILVA Claudio	-	-	2	2	0.00
	1	5	SILVA Daniel	-	-	2	2	0.00
		1	MELLO Rodrigo	-	-	-	-	
		4	ARANTES Samuel	-	-	-	-	
		9	ANUNCIACAO Wellington	-	-	-	-	
Team Totals				-	1	40	41	0.00
Team	Opponent Errors & Team Faults			20	1			



MATCH STATISTICS

比赛技术统计

P3

Match Duration: 1h03m
Spectators: 1,000




EGY vs BRA
3 vs 0

Team	Sets	1	2	3	Total
EGY	3	25	25	25	75
BRA	0	8	14	17	39
Playing Time		16m	20m	21m	57m

First Referee: PROBST Anton (GER)

Second Referee: KARADI Gabor (HUN)

BRA - BRAZIL

Non-scoring Diggers		Rk	No	Name	Digs	Faults	Receptions	Total Attempts	Avg by Set
	1	10	LEITE Renato	9	3	2	14	3.00	
	2	8	FREITAS Giovanni	4	4	4	12	1.33	
	3	3	GOMES Guilherme	3	4	2	9	1.00	
	3	5	SILVA Daniel	3	2	3	8	1.00	
	3	12	REBOLCAS Diogo	3	3	2	8	1.00	
	3	7	SILVA Gilberto	3	4	1	8	1.00	
	7	11	OLIVEIRA Wesley	2	5	2	9	0.67	
	8	6	SANTOS Deivisson	1	3	-	4	0.33	
	8	2	SILVA Claudio	1	-	-	1	0.33	
	10	9	ANUNCIACAO Wellington	-	1	-	1	0.00	
	1	MELLO Rodrigo	-	-	-	-	-	-	
	4	ARANTES Samuel	-	-	-	-	-	-	
Team Totals				29	29	16	74	9.67	
Non-scoring Setters		Rk	No	Name	Running Sets	Faults	Still Sets	Total Attempts	Avg by Set
	1	10	LEITE Renato	1	-	27	28	0.33	
	2	3	GOMES Guilherme	-	-	22	22	0.00	
	2	2	SILVA Claudio	-	1	7	8	0.00	
	2	5	SILVA Daniel	-	-	3	3	0.00	
	2	7	SILVA Gilberto	-	-	2	2	0.00	
	2	11	OLIVEIRA Wesley	-	-	2	2	0.00	
	2	12	REBOLCAS Diogo	-	-	2	2	0.00	
	2	9	ANUNCIACAO Wellington	-	-	1	1	0.00	
	2	6	SANTOS Deivisson	-	1	-	1	0.00	
		1	MELLO Rodrigo	-	-	-	-	-	-
	4	ARANTES Samuel	-	-	-	-	-	-	
	8	FREITAS Giovanni	-	-	-	-	-	-	
Team Totals				1	2	66	69	0.33	
Non-scoring Receivers		Rk	No	Name	Excellents	Faults	Serve Receptions	Total Attempts	Succ %
		8	FREITAS Giovanni	10	1	-	11		
		10	LEITE Renato	10	1	-	11		
		7	SILVA Gilberto	7	3	1	11		
		12	REBOLCAS Diogo	7	1	-	8		
		6	SANTOS Deivisson	5	1	-	6		
		5	SILVA Daniel	3	-	1	4		
		11	OLIVEIRA Wesley	4	-	-	4		
		3	GOMES Guilherme	2	1	-	3		
		1	MELLO Rodrigo	-	-	-	-		
		2	SILVA Claudio	-	-	-	-		
	4	ARANTES Samuel	-	-	-	-			
	9	ANUNCIACAO Wellington	-	-	-	-			
Team Totals				48	8	2	58	82.76	
Limit		25.00 %							

Legend:	Avg	Eff%	Rk	Succ %
Average	Efficiency	Rank	Success %	



START LIST

参赛名单

IRI vs BRA

P1

First Referee: FELDSHTEYN Viktor (UKR)

Second Referee: MANNERSUO Sari (FIN)

IRI - I. R. of IRAN Uniform Colour: RED

No	C/L	Name	Sport Class	Date of Birth	Tournament Totals				
					Spike	Block	Serve	Total	%
1		HOSSEINI FAR Seyed M.	D	4 APR 1972	4	0	0	4	7.27
2		RAHIMI Mohammad Resa	D	12 OCT 1971	2	0	1	3	5.45
3		PEIDAYESH Reza	D	5 SEP 1978	3	0	0	3	5.45
4		ALIPOURIAN Davood	D	6 MAY 1985	7	3	2	12	21.82
5		HAMID ZAGEH Mahdi	D	21 DEC 1980	2	0	1	3	5.45
6		HASSANPOUR Naser	D	30 MAR 1974	0	1	0	1	1.82
7		BIGDELI Sadegh	D	26 FEB 1984	1	0	0	1	1.82
8	C	EIMERY Jalil	D	21 SEP 1972	4	0	2	6	10.91
9		EBRAHIMIBALADEZAEI S.	MD	1 JUL 1979	5	0	1	6	10.91
10		ZIRAH I Isa	D	4 JUN 1979	5	0	1	6	10.91
11	L	SALEHI HAJIKOLAEI Ramzan	D	11 MAR 1979	0	0	0	0	0.00
12		KHALEGHI Mohammad	D	23 OCT 1981	4	5	1	10	18.18

Head Coach: REZAEI GARKANI Hadi (IRI)

Assistant: SAEBI Farid (IRI)

Results in these
Olympic Games

Phase	Opponent	Sets	Points per Set
Preliminary-Pool B	JPN	3 - 0	25-7, 25-7, 25-5

BRA - BRAZIL Uniform Colour: GREEN

No	C/L	Name	Sport Class	Date of Birth	Tournament Totals				
					Spike	Block	Serve	Total	%
1	L	MELLO Rodrigo	D	6 JAN 1986	0	0	0	0	0.00
2		SILVA Claudio	D	21 JUL 1969	0	0	0	0	0.00
3		GOMES Guilherme	D	25 APR 1982	0	1	0	1	5.26
4		ARANTES Samuel	D	28 JAN 1987	0	0	0	0	0.00
5		SILVA Daniel	D	24 MAR 1981	0	0	0	0	0.00
6		SANTOS Deivisson	D	7 NOV 1982	0	0	0	0	0.00
7		SILVA Gilberto	D	22 DEC 1978	3	2	0	5	26.32
8		FREITAS Giovani	D	26 MAR 1971	0	0	0	0	0.00
9		ANUNCIACAO Wellington	D	25 MAR 1985	0	0	0	0	0.00
10	C	LEITE Renato	D	11 AUG 1982	3	1	0	4	21.05
11		OLIVEIRA Wesley	D	14 NOV 1983	5	1	0	6	31.58
12		REBOLCAS Diogo	D	24 OCT 1983	1	2	0	3	15.79

Head Coach: RIBEIRO Amauri (BRA)

Assistant: SILVESTRIN Adriano (BRA)

Results in these
Olympic Games

Phase	Opponent	Sets	Points per Set
Preliminary-Pool B	EGY	0 - 3	8-25, 14-25, 17-25

Legend:
% Percent of total team scoring C Team Captain L Libero Player



PLAY BY PLAY

比赛回合文字播报

Match Duration: 54m
Spectators: 1,000

IRI vs BRA
3 vs 0

Team	Sets	1	2	3	Total
IRI	3	25	25	25	75
BRA	0	9	11	8	28
Playing Time		16m	17m	15m	48m

First Referee: FELDSHTEYN Viktor (UKR)

Second Referee: MANNERSUO Sari (FIN)

SET 1

Rally	IRI - Islamic Republic of Iran			Lead	Score	Lead	BRA - Brazil			
1	Spike	12 KHALEGHI M	Fault		0-1	1	+	Serve	3 GOMES G	Serve Hit Opp error
2	Set	8 EIMERY J	Fault		0-2	2	+	Serve	3 GOMES G	Serve Hit Opp error
3			Opp error	+	1-2	1		Serve	3 GOMES G	Serve Hit
4	Block	6 HASSANPOUR N	Kill Block	+	2-2			Set	3 GOMES G	Fault
5	Spike	8 EIMERY J	Fault		2-3	1	+	Dig	10 LEITE R	Fault
6	Spike	12 KHALEGHI M	Spike	+	3-3			Serve	8 FREITAS G	Serve Hit
7	Block	8 EIMERY J	Fault		3-4	1	+	Dig	7 SILVA G	Fault
8			Opp error	+	4-4			Serve	10 LEITE R	Spike
9	Serve	12 KHALEGHI M	Serve Hit		5-4			Serve	11 OLIVEIRA W	Fault
10	Serve	12 KHALEGHI M	Serve Hit		6-4			Spike	7 SILVA G	Fault
11	Spike	10 ZIRAH I	Spike	+	7-4			Spike	7 SILVA G	Fault
12	Dig	12 KHALEGHI M	Fault		7-5		+	Dig	8 FREITAS G	Fault
13	Spike	7 BIGDELI S	Spike	+	8-5			Serve	5 SILVA D	Spike
14	Block	4 ALIPOURIAN D	Kill Block	+	9-5			Serve	10 LEITE R	Serve Hit
15	Spike	4 ALIPOURIAN D	Spike	+	10-5			Dig	8 FREITAS G	Fault
								Sub	11 OLIVEIRA W 6 SANTOS D	Out In
16	Serve	8 EIMERY J	Serve Hit		11-5			Spike	10 LEITE R	Fault
								TIMEOUT		
17	Serve	8 EIMERY J	Aces	+	12-5			Spike	10 LEITE R	Fault
18	Spike	4 ALIPOURIAN D	Spike	+	13-5			Reception	6 SANTOS D	Fault
								Block	3 GOMES G	Fault



PLAY BY PLAY

比赛回合文字播报

SET 1

Rally	IRI - Islamic Republic of Iran			Lead	Score	Lead	BRA - Brazil		
							Sub	3 GOMES G	Out
								9 ANUNCIACAO W	In
19	Serve	8 EIMERY J	Serve Hit						
	Set	10 ZIRAH I	Fault	7	13-6	+			Opp error
20	Spike	4 ALIPOURIAN D	Spike +	8	14-6		Serve	5 SILVA D	Serve Hit
							Dig	10 LEITE R	Fault
	Sub	7 BIGDELI S	Out						
		2 RAHIMI MR	In						
21	Serve	2 RAHIMI MR	Serve Hit						
	Spike	6 HASSANPOUR N	Spike +	9	15-6		Dig	10 LEITE R	Fault
22	Serve	2 RAHIMI MR	Serve Hit						
	Spike	10 ZIRAH I	Spike +	10	16-6		Block	9 ANUNCIACAO W	Fault
23	Serve	2 RAHIMI MR	Serve Hit						
	Spike	6 HASSANPOUR N	Spike +	11	17-6		Block	9 ANUNCIACAO W	Fault
24	Serve	2 RAHIMI MR	Aces +	12	18-6		Reception	5 SILVA D	Fault
25	Serve	2 RAHIMI MR	Serve Hit						
			Opp error +	13	19-6		Spike	7 SILVA G	Fault
	Sub	6 HASSANPOUR N	Out				Sub	9 ANUNCIACAO W	Out
		3 PEIDAYESH R	In					3 GOMES G	In
26	Serve	2 RAHIMI MR	Serve Hit						
			Opp error +	14	20-6		Block	7 SILVA G	Fault
							Sub	7 SILVA G	Out
								12 REBOLCAS D	In
27	Serve	2 RAHIMI MR	Serve Hit						
	Block	4 ALIPOURIAN D	Kill Block +	15	21-6		Spike	8 FREITAS G	Fault
28	Serve	2 RAHIMI MR	Serve Hit						
	Spike	3 PEIDAYESH R	Fault	14	21-7	+			Opp error
29	Spike	4 ALIPOURIAN D	Spike +	15	22-7		Serve	12 REBOLCAS D	Serve Hit
							Dig	6 SANTOS D	Fault
30	Serve	10 ZIRAH I	Serve Hit						
	Spike	3 PEIDAYESH R	Spike +	16	23-7		Block	6 SANTOS D	Fault
							Sub	6 SANTOS D	Out
								11 OLIVEIRA W	In
31	Serve	10 ZIRAH I	Serve Hit						
	Dig	12 KHALEGHI M	Fault	15	23-8	+			Opp error
32	Block	3 PEIDAYESH R	Kill Block +	16	24-8		Serve	3 GOMES G	Serve Hit
							Dig	3 GOMES G	Fault
33	Serve	4 ALIPOURIAN D	Fault	15	24-9	+			Opp error
34			Opp error +	16	25-9		Serve	8 FREITAS G	Fault

SET 2

Rally	IRI - Islamic Republic of Iran			Lead	Score	Lead	BRA - Brazil		
35	Serve	4 ALIPOURIAN D	Serve Hit						
			Opp error +	1	1-0		Spike	11 OLIVEIRA W	Fault
36	Serve	4 ALIPOURIAN D	Serve Hit						
	Block	12 KHALEGHI M	Kill Block +	2	2-0		Spike	11 OLIVEIRA W	Fault
37	Serve	4 ALIPOURIAN D	Serve Hit						
	Block	5 HAMID ZAGEH M	Fault	1	2-1	+			Opp error



PLAY BY PLAY

比赛回合文字播报

SET 2

Rally	IRI - Islamic Republic of Iran				Lead	Score	Lead	BRA - Brazil			
								Serve	3 GOMES G	Serve Hit	
38	Spike	8 EIMERY J	Spike +	2	3-1			Dig	11 OLIVEIRA W	Fault	
	Serve	12 KHALEGHI M	Serve Hit								
39	Dig	11 SALEHI H. R	Fault	1	3-2			+ Spike	10 LEITE R	Spike	
								Serve	8 FREITAS G	Serve Hit	
40			Opp error +	2	4-2			Set	3 GOMES G	Fault	
	Serve	5 HAMID ZAGEH M	Serve Hit								
41	Spike	7 BIGDELI S	Spike +	3	5-2			Dig	8 FREITAS G	Fault	
								TIMEOUT			
	Serve	5 HAMID ZAGEH M	Serve Hit								
42			Opp error +	4	6-2			Reception	5 SILVA D	Fault	
	Serve	5 HAMID ZAGEH M	Serve Hit								
43	Block	8 EIMERY J	Fault	3	6-3						Opp error
								Serve	11 OLIVEIRA W	Serve Hit	
44	Spike	10 ZIRAH I	Spike +	4	7-3			Dig	11 OLIVEIRA W	Fault	
	Serve	8 EIMERY J	Serve Hit								
45	Spike	10 ZIRAH I	Fault	3	7-4						Opp error
								Serve	10 LEITE R	Serve Hit	
46	Spike	7 BIGDELI S	Spike +	4	8-4			Dig	11 OLIVEIRA W	Fault	
	Serve	7 BIGDELI S	Serve Hit								
47	Spike	4 ALIPOURIAN D	Spike +	5	9-4			Block	5 SILVA D	Fault	
	Serve	7 BIGDELI S	Serve Hit								
48	Block	4 ALIPOURIAN D	Fault	4	9-5			+ Spike	9 ANUNCIACAO W	Spike	
49	Block	4 ALIPOURIAN D	Fault	3	9-6			+ Serve	5 SILVA D	Aces	
								Serve	5 SILVA D	Serve Hit	
50	Spike	10 ZIRAH I	Spike +	4	10-6			Block	3 GOMES G	Fault	
	Serve	10 ZIRAH I	Serve Hit								
51	Dig	8 EIMERY J	Fault	3	10-7			+ Spike	3 GOMES G	Spike	
								Serve	9 ANUNCIACAO W	Serve Hit	
52			Opp error +	4	11-7			Dig	3 GOMES G	Fault	
53	Serve	4 ALIPOURIAN D	Aces +	5	12-7			Reception	9 ANUNCIACAO W	Fault	
	Sub	8 EIMERY J	Out								
		9 E. S	In								
	Serve	4 ALIPOURIAN D	Serve Hit								
54	Dig	4 ALIPOURIAN D	Fault	4	12-8			+ Spike	11 OLIVEIRA W	Spike	
								Serve	3 GOMES G	Serve Hit	
55	Spike	5 HAMID ZAGEH M	Spike +	5	13-8			Dig	5 SILVA D	Fault	
								Sub	5 SILVA D	Out	
									4 ARANTES S	In	
	Serve	12 KHALEGHI M	Serve Hit								
56			Opp error +	6	14-8			Spike	11 OLIVEIRA W	Fault	
	Serve	12 KHALEGHI M	Serve Hit								
57	Block	9 E. S	Fault	5	14-9						Opp error
								Serve	8 FREITAS G	Serve Hit	
58	Spike	7 BIGDELI S	Spike +	6	15-9			Dig	9 ANUNCIACAO W	Fault	
	Serve	5 HAMID ZAGEH M	Serve Hit								
59	Spike	7 BIGDELI S	Fault	5	15-10			+ Block	10 LEITE R	Kill Block	
								Serve	11 OLIVEIRA W	Serve Hit	
60	Spike	7 BIGDELI S	Spike +	6	16-10			Dig	11 OLIVEIRA W	Fault	



PLAY BY PLAY

比赛回合文字播报

SET 2

Rally	IRI - Islamic Republic of Iran			Lead	Score	Lead	BRA - Brazil			
61	Serve	9 E. S	Serve Hit							
			Opp error	+	7	17-10		Block	10 LEITE R	Fault
62	Serve	9 E. S	Fault		6	17-11				Opp error
63	Spike	7 BIGDELI S	Spike	+	7	18-11		Serve	10 LEITE R	Serve Hit
								Dig	11 OLIVEIRA W	Fault
64	Serve	7 BIGDELI S	Serve Hit							
	Block	12 KHALEGHI M	Kill Block	+	8	19-11		Spike	4 ARANTES S	Fault
65	Serve	7 BIGDELI S	Serve Hit							
	Spike	12 KHALEGHI M	Spike	+	9	20-11		Reception	11 OLIVEIRA W	Fault
								TIMEOUT		
66	Serve	7 BIGDELI S	Aces	+	10	21-11		Reception	10 LEITE R	Fault
67	Serve	7 BIGDELI S	Serve Hit							
			Opp error	+	11	22-11		Set	9 ANUNCIACAO W	Fault
68	Serve	7 BIGDELI S	Serve Hit							
			Opp error	+	12	23-11		Block	4 ARANTES S	Fault
69	Serve	7 BIGDELI S	Aces	+	13	24-11		Set	9 ANUNCIACAO W	Fault
70	Serve	7 BIGDELI S	Serve Hit							
			Opp error	+	14	25-11		Dig	9 ANUNCIACAO W	Fault

SET 3

Rally	IRI - Islamic Republic of Iran			Lead	Score	Lead	BRA - Brazil			
71	Spike	10 ZIRAH I	Spike	+	1	1-0		Serve	2 SILVA C	Serve Hit
								Dig	5 SILVA D	Fault
72	Serve	10 ZIRAH I	Serve Hit							
	Spike	2 RAHIMI MR	Fault			1-1				Opp error
73			Opp error	+	1	2-1		Serve	4 ARANTES S	Serve Hit
								Block	10 LEITE R	Fault
74	Serve	2 RAHIMI MR	Serve Hit							
	Spike	6 HASSANPOUR N	Spike	+	2	3-1		Dig	5 SILVA D	Fault
75	Serve	2 RAHIMI MR	Serve Hit							
	Spike	6 HASSANPOUR N	Fault		1	3-2		+ Block	10 LEITE R	Kill Block
76	Spike	9 E. S	Fault			3-3		Serve	11 OLIVEIRA W	Serve Hit
								+ Block	10 LEITE R	Kill Block
77			Opp error	+	1	4-3		Serve	11 OLIVEIRA W	Fault
78	Serve	4 ALIPOURIAN D	Serve Hit							
			Opp error	+	2	5-3		Spike	5 SILVA D	Fault
79	Serve	4 ALIPOURIAN D	Serve Hit							
			Opp error	+	3	6-3		Spike	9 ANUNCIACAO W	Fault
80	Serve	4 ALIPOURIAN D	Serve Hit							
			Opp error	+	4	7-3		Dig	9 ANUNCIACAO W	Fault
81	Serve	4 ALIPOURIAN D	Serve Hit							
	Block	6 HASSANPOUR N	Fault		3	7-4		+ Spike	10 LEITE R	Spike
82	Spike	9 E. S	Spike	+	4	8-4		Serve	10 LEITE R	Serve Hit
								Block	9 ANUNCIACAO W	Fault
	Sub	9 E. S	Out							
		1 HOSSEINI FAR SM	In							
83	Serve	1 HOSSEINI FAR SM	Serve Hit							
	Spike	8 EIMERY J	Spike	+	5	9-4		Dig	11 OLIVEIRA W	Fault



PLAY BY PLAY

比赛回合文字播报

SET 3

Rally	IRI - Islamic Republic of Iran			Lead	Score	Lead	BRA - Brazil		
							Sub	2 SILVA C	Out
								7 SILVA G	In
84	Serve	1 HOSSEINI FAR SM	Serve Hit						
	Spike	10 ZIRAHI I	Spike +	6	10-4		Block	5 SILVA D	Fault
							TIMEOUT		
85	Serve	1 HOSSEINI FAR SM	Serve Hit						
	Block	8 EIMERY J	Kill Block +	7	11-4		Spike	9 ANUNCIACAO W	Fault
86	Serve	1 HOSSEINI FAR SM	Serve Hit						
	Spike	10 ZIRAHI I	Fault	6	11-5	+ Block	5 SILVA D	Kill Block	
87			Opp error +	7	12-5		Serve	5 SILVA D	Fault
88	Serve	6 HASSANPOUR N	Serve Hit						
	Block	8 EIMERY J	Kill Block +	8	13-5		Spike	4 ARANTES S	Fault
89	Serve	6 HASSANPOUR N	Serve Hit						
			Opp error +	9	14-5		Spike	7 SILVA G	Fault
90	Serve	6 HASSANPOUR N	Serve Hit						
	Dig	10 ZIRAHI I	Fault	8	14-6	+ Block	7 SILVA G	Kill Block	
							Sub	9 ANUNCIACAO W	Out
								6 SANTOS D	In
91	Spike	2 RAHIMI MR	Spike +	9	15-6		Serve	6 SANTOS D	Serve Hit
							Dig	10 LEITE R	Fault
92	Serve	8 EIMERY J	Serve Hit						
			Opp error +	10	16-6		Block	4 ARANTES S	Fault
							Sub	7 SILVA G	Out
								2 SILVA C	In
93	Serve	8 EIMERY J	Serve Hit						
	Block	10 ZIRAHI I	Kill Block +	11	17-6		Spike	11 OLIVEIRA W	Fault
94	Serve	8 EIMERY J	Aces +	12	18-6		Dig	2 SILVA C	Fault
95	Serve	8 EIMERY J	Serve Hit						
			Opp error +	13	19-6		Spike	11 OLIVEIRA W	Fault
96	Serve	8 EIMERY J	Serve Hit						
			Opp error +	14	20-6		Spike	4 ARANTES S	Fault
							Sub	11 OLIVEIRA W	Out
								12 REBOLCAS D	In
97	Serve	8 EIMERY J	Serve Hit						
	Block	10 ZIRAHI I	Kill Block +	15	21-6		Set	2 SILVA C	Fault
98	Serve	8 EIMERY J	Serve Hit						
	Block	2 RAHIMI MR	Kill Block +	16	22-6		Dig	10 LEITE R	Fault
99	Serve	8 EIMERY J	Serve Hit						
	Block	2 RAHIMI MR	Kill Block +	17	23-6		Block	4 ARANTES S	Fault
100	Serve	8 EIMERY J	Serve Hit						
	Dig	11 SALEHI H. R	Fault	16	23-7	+ Spike	12 REBOLCAS D	Spike	
101			Opp error +	17	24-7		Serve	2 SILVA C	Fault
102	Serve	10 ZIRAHI I	Serve Hit						
	Dig	11 SALEHI H. R	Fault	16	24-8	+ Spike	10 LEITE R	Spike	
103	Spike	10 ZIRAHI I	Spike +	17	25-8		Serve	4 ARANTES S	Serve Hit
							Block	5 SILVA D	Fault

Legend:

+ Point scored by team Opp Opponent Sub Substitution



MATCH RESULT

比赛结果表

P2

Match Duration: 54m
Spectators: 1,000

IRI vs BRA
3 vs 0

Team	Sets	1	2	3	Total
IRI	3	25	25	25	75
BRA	0	9	11	8	28
Playing Time		16m	17m	15m	48m

First Referee: FELDSHTEYN Viktor (UKR)

Second Referee: MANNERSUO Sari (FIN)

IRI - I. R. of IRAN							
No	C/L	Name	1	2	3	4	5 Pts
1		HOSSEINI FAR Seyed M.			9		0
2		RAHIMI Mohammad Resa	7		3		4
3		PEIDAYESH Reza	6				2
4		ALIPOURIAN Davood	2	1	4		8
5		HAMID ZAGEH Mahdi		3			1
6		HASSANPOUR Naser	3		6		4
7		BIGDELI Sadegh	6	5			8
8	C	EIMERY Jalil	5	4	1		6
9		EBRAHIMBALADEZAEI S.		8	5		1
10		ZIRAH Iisa	1	6	2		10
11	L	SALEHI HAJIKOLAEI Ramzan	L	L	L		0
12		KHALEGHI Mohammad	4	2			4
Head Coach:		REZAEI GARKANI Hadi (IRI)					
Assistant Coach:		SAEBI Farid (IRI)					

BRA - BRAZIL							
No	C/L	Name	1	2	3	4	5 Pts
1	L	MELLO Rodrigo					0
2		SILVA Claudio			1		0
3		GOMES Guilherme	1	2			1
4		ARANTES Samuel		5	2		0
5		SILVA Daniel	5	6	5		3
6		SANTOS Deivisson	11		9		0
7		SILVA Gilberto	6		2		1
8		FREITAS Giovanni	2	3			0
9		ANUNCIACAO Wellington	3	1	6		1
10	C	LEITE Renato	4	5	4		7
11		OLIVEIRA Wesley	3	4	3		1
12		REBOLCAS Diogo	7		11		1
Head Coach:		RIBEIRO Amauri (BRA)					
Assistant Coach:		SILVESTRIN Adriano (BRA)					

TEAM AND PLAYER PERFORMANCES

Won	Total Atts	No	Name
30	71	Total Team	
8	18	10	ZIRAH Iisa
6	12	7	BIGDELI Sadegh
5	13	4	ALIPOURIAN Davood
12	27	Total Team	
2	5	8	EIMERY Jalil
2	5	4	ALIPOURIAN Davood
2	3	10	ZIRAH Iisa
6	73	Total Team	
2	16	8	EIMERY Jalil
2	9	7	BIGDELI Sadegh
1	12	4	ALIPOURIAN Davood
27		Total Team	
75	171	Total Team	
10	26	10	ZIRAH Iisa

Scoring Skills
Spike
Block
Serve
Opp Error
Total
Best Scorer

Won	Total Atts	No	Name
9	70	Total Team	
4	15	10	LEITE Renato
1	10	11	OLIVEIRA Wesley
1	8	9	ANUNCIACAO Wellington
5	43	Total Team	
3	7	10	LEITE Renato
1	8	5	SILVA Daniel
1	3	7	SILVA Gilberto
1	30	Total Team	
1	4	5	SILVA Daniel
13		Total Team	
28	143	Total Team	
7	26	10	LEITE Renato

Legend:			
Atts	Attempts	C	Team Captain
n	Starting Line-Up where n=starting position on Court (i.e. positions 1 to 6)	L	Libero Player
nn	Substitute where nn=jersey number of out going player	Opp	Opponent
		L	Substitute Libero
		Pts	Points scored



MATCH STATISTICS

比赛技术统计

P3

Match Duration: 54m
Spectators: 1,000




IRI vs BRA
3 0

Team	Sets	1	2	3	Total
IRI	3	25	25	25	75
BRA	0	9	11	8	28
Playing Time		16m	17m	15m	48m

First Referee: FELDSHTEYN Viktor (UKR)

Second Referee: MANNERSUO Sari (FIN)

IRI - I. R. of IRAN

Scoring Spikers	Rk	No	Name	Spikes	Faults	Shots	Total Attempts	Eff %
	1	7	BIGDELI Sadegh	6	1	5	12	41.67
	2	4	ALIPOURIAN Davood	5	-	8	13	38.46
	3	10	ZIRAH I Isa	8	2	8	18	33.33
	6		HASSANPOUR Naser	3	1	2	6	
	8		EIMERY Jalil	2	1	3	6	
	12		KHALEGHI Mohammad	2	1	1	4	
	5		HAMID ZAGEH Mahdi	1	-	2	3	
	2		RAHIMI Mohammad Resa	1	1	1	3	
	3		PEIDAYESH Reza	1	1	1	3	
	9		EBRAHIMIBALADEZAEI S.	1	1	1	3	
	1		HOSSEINI FAR Seyed M.	-	-	-	-	
11		SALEHI HAJIKOLAEI Ramzan	-	-	-	-		
Limit								
15.00 %								
Team Totals				30	9	32	71	29.58
Scoring Blockers	Rk	No	Name	Kill Blocks	Faults	Rebounds	Total Attempts	Avg by Set
	1	4	ALIPOURIAN Davood	2	2	1	5	0.67
	1	8	EIMERY Jalil	2	2	1	5	0.67
	1	2	RAHIMI Mohammad Resa	2	-	1	3	0.67
	1	10	ZIRAH I Isa	2	-	1	3	0.67
	1	12	KHALEGHI Mohammad	2	-	-	2	0.67
	6	6	HASSANPOUR Naser	1	1	1	3	0.33
	6	3	PEIDAYESH Reza	1	-	1	2	0.33
	8	9	EBRAHIMIBALADEZAEI S.	-	1	1	2	0.00
	8	7	BIGDELI Sadegh	-	-	1	1	0.00
	8	5	HAMID ZAGEH Mahdi	-	1	-	1	0.00
	1		HOSSEINI FAR Seyed M.	-	-	-	-	
11		SALEHI HAJIKOLAEI Ramzan	-	-	-	-		
Team Totals				12	7	8	27	4.00
Scoring Servers	Rk	No	Name	Aces	Faults	Serve Hits	Total Attempts	Avg by Set
	1	8	EIMERY Jalil	2	-	14	16	0.67
	1	7	BIGDELI Sadegh	2	-	7	9	0.67
	3	4	ALIPOURIAN Davood	1	1	10	12	0.33
	3	2	RAHIMI Mohammad Resa	1	-	9	10	0.33
	5	12	KHALEGHI Mohammad	-	-	7	7	0.00
	5	10	ZIRAH I Isa	-	-	5	5	0.00
	5	1	HOSSEINI FAR Seyed M.	-	-	4	4	0.00
	5	5	HAMID ZAGEH Mahdi	-	-	4	4	0.00
	5	6	HASSANPOUR Naser	-	-	4	4	0.00
	5	9	EBRAHIMIBALADEZAEI S.	-	1	1	2	0.00
	3		PEIDAYESH Reza	-	-	-	-	
11		SALEHI HAJIKOLAEI Ramzan	-	-	-	-		
Team Totals				6	2	65	73	2.00
Team	Opponent Errors & Team Faults			27				



MATCH STATISTICS

比赛技术统计

P3

Match Duration: 54m
Spectators: 1,000




IRI vs BRA
3 vs 0

Team	Sets	1	2	3	Total
IRI	3	25	25	25	75
BRA	0	9	11	8	28
Playing Time		16m	17m	15m	48m

First Referee: FELDSHTEYN Viktor (UKR)

Second Referee: MANNERSUO Sari (FIN)

IRI - I. R. of IRAN

Non-scoring Diggers		Rk	No	Name	Digs	Faults	Receptions	Total Attempts	Avg by Set
	1	11	SALEHI HAJIKOLAEI Ramzan	12	3	-	15	4.00	
	2	2	RAHIMI Mohammad Resa	10	-	-	10	3.33	
	3	8	EIMERY Jalil	6	1	1	8	2.00	
	4	12	KHALEGHI Mohammad	5	2	-	7	1.67	
	5	10	ZIRAH Iisa	4	1	-	5	1.33	
	5	5	HAMID ZAGEH Mahdi	4	-	-	4	1.33	
	7	4	ALIPOURIAN Davood	3	1	2	6	1.00	
	8	7	BIGDELI Sadegh	2	-	-	2	0.67	
	9	1	HOSSEINI FAR Seyed M.	1	-	-	1	0.33	
	9	6	HASSANPOUR Naser	1	-	-	1	0.33	
9	9	EBRAHIMIBALADEZAEI S.	1	-	-	1	0.33		
		3	PEIDAYESH Reza	-	-	-	-	-	
Team Totals					49	8	3	60	16.33
Non-scoring Setters		Rk	No	Name	Running Sets	Faults	Still Sets	Total Attempts	Avg by Set
	1	8	EIMERY Jalil	9	1	13	23	3.00	
	2	4	ALIPOURIAN Davood	3	-	22	25	1.00	
	3	7	BIGDELI Sadegh	1	-	-	1	0.33	
	3	11	SALEHI HAJIKOLAEI Ramzan	1	-	-	1	0.33	
	5	5	HAMID ZAGEH Mahdi	-	-	4	4	0.00	
	5	12	KHALEGHI Mohammad	-	-	3	3	0.00	
	5	10	ZIRAH Iisa	-	1	2	3	0.00	
	5	2	RAHIMI Mohammad Resa	-	-	2	2	0.00	
	5	6	HASSANPOUR Naser	-	-	2	2	0.00	
	5	1	HOSSEINI FAR Seyed M.	-	-	1	1	0.00	
		3	PEIDAYESH Reza	-	-	-	-	-	
		9	EBRAHIMIBALADEZAEI S.	-	-	-	-	-	
Team Totals					14	2	49	65	4.67
Non-scoring Receivers		Rk	No	Name	Excellents	Faults	Serve Receptions	Total Attempts	Succ %
	1	11	SALEHI HAJIKOLAEI Ramzan	6	-	-	6	100.00	
		12	KHALEGHI Mohammad	4	-	-	4		
		4	ALIPOURIAN Davood	3	-	-	3		
		10	ZIRAH Iisa	3	-	-	3		
		2	RAHIMI Mohammad Resa	2	-	-	2		
		5	HAMID ZAGEH Mahdi	2	-	-	2		
		7	BIGDELI Sadegh	1	-	-	1		
		8	EIMERY Jalil	1	-	-	1		
		9	EBRAHIMIBALADEZAEI S.	1	-	-	1		
		1	HOSSEINI FAR Seyed M.	-	-	-	-		
		3	PEIDAYESH Reza	-	-	-	-		
		6	HASSANPOUR Naser	-	-	-	-		
Limit									
25.00 %					23	-	-	23	100.00
Team Totals					23	-	-	23	100.00

Legend:	Avg	Eff%	Efficiency	Rk	Rank	Succ %	Success %
---------	-----	------	------------	----	------	--------	-----------



MATCH STATISTICS

比赛技术统计

P3

Match Duration: 54m
Spectators: 1,000




IRI vs BRA
3 vs 0

Team	Sets	1	2	3	Total
IRI	3	25	25	25	75
BRA	0	9	11	8	28
Playing Time		16m	17m	15m	48m

First Referee: FELDSHTEYN Viktor (UKR)

Second Referee: MANNERSUO Sari (FIN)

BRA - BRAZIL

Scoring Spikers		Rk	No	Name	Spikes	Faults	Shots	Total Attempts	Eff %	
	1	10	LEITE Renato	4	1	10	15	20.00		
	2	7	SILVA Gilberto	-	4	7	11	0.00		
		11	OLIVEIRA Wescley	1	5	4	10			
		8	FREITAS Giovanni	-	1	7	8			
		9	ANUNCIACAO Wellington	1	2	5	8			
		5	SILVA Daniel	1	1	4	6			
		4	ARANTES Samuel	-	3	2	5			
		3	GOMES Guilherme	1	-	3	4			
		6	SANTOS Deivisson	-	-	2	2			
		12	REBOLCAS Diogo	1	-	-	1			
		1	MELLO Rodrigo	-	-	-	-			
		2	SILVA Claudio	-	-	-	-			
	Limit	15.00 %								
	Team Totals					9	17	44	70	0.00
Scoring Blockers		Rk	No	Name	Kill Blocks	Faults	Rebounds	Total Attempts	Avg by Set	
	1	10	LEITE Renato	3	2	2	7	1.00		
	2	5	SILVA Daniel	1	3	4	8	0.33		
	2	7	SILVA Gilberto	1	1	1	3	0.33		
	4	4	ARANTES Samuel	-	3	4	7	0.00		
	4	8	FREITAS Giovanni	-	-	5	5	0.00		
	4	11	OLIVEIRA Wescley	-	-	4	4	0.00		
	4	9	ANUNCIACAO Wellington	-	3	1	4	0.00		
	4	2	SILVA Claudio	-	-	2	2	0.00		
	4	3	GOMES Guilherme	-	2	-	2	0.00		
	4	6	SANTOS Deivisson	-	1	-	1	0.00		
		1	MELLO Rodrigo	-	-	-	-			
		12	REBOLCAS Diogo	-	-	-	-			
	Team Totals					5	15	23	43	1.67
	Scoring Servers		Rk	No	Name	Aces	Faults	Serve Hits	Total Attempts	Avg by Set
	1	5	SILVA Daniel	1	1	2	4	0.33		
	2	3	GOMES Guilherme	-	-	6	6	0.00		
	2	11	OLIVEIRA Wescley	-	2	3	5	0.00		
	2	10	LEITE Renato	-	-	4	4	0.00		
	2	8	FREITAS Giovanni	-	1	3	4	0.00		
	2	4	ARANTES Samuel	-	-	2	2	0.00		
	2	2	SILVA Claudio	-	1	1	2	0.00		
	2	6	SANTOS Deivisson	-	-	1	1	0.00		
	2	9	ANUNCIACAO Wellington	-	-	1	1	0.00		
	2	12	REBOLCAS Diogo	-	-	1	1	0.00		
		1	MELLO Rodrigo	-	-	-	-			
		7	SILVA Gilberto	-	-	-	-			
	Team Totals					1	5	24	30	0.33
	Team	Opponent Errors & Team Faults				13				



MATCH STATISTICS

比赛技术统计

P3

Match Duration: 54m
Spectators: 1,000




IRI vs BRA
3 vs 0

Team	Sets	1	2	3	Total
IRI	3	25	25	25	75
BRA	0	9	11	8	28
Playing Time		16m	17m	15m	48m

First Referee: FELDSHTEYN Viktor (UKR)

Second Referee: MANNERSUO Sari (FIN)

BRA - BRAZIL

Non-scoring Diggers	Rk	No	Name	Digs	Faults	Receptions	Total Attempts	Avg by Set	
	1	10	LEITE Renato	7	5	3	15	2.33	
	2	9	ANUNCIACAO Wellington	6	3	-	9	2.00	
	3	8	FREITAS Giovanni	4	4	2	10	1.33	
	3	5	SILVA Daniel	4	3	2	9	1.33	
	5	11	OLIVEIRA Wesley	2	6	-	8	0.67	
	5	6	SANTOS Deivisson	2	2	-	4	0.67	
	7	3	GOMES Guilherme	1	2	4	7	0.33	
	7	2	SILVA Claudio	1	1	-	2	0.33	
	9	4	ARANTES Samuel	-	-	1	1	0.00	
	9	7	SILVA Gilberto	-	1	-	1	0.00	
		1	MELLO Rodrigo	-	-	-	-	-	-
		12	REBOLCAS Diogo	-	-	-	-	-	-
Team Totals				27	27	12	66	9.00	
Non-scoring Setters	Rk	No	Name	Running Sets	Faults	Still Sets	Total Attempts	Avg by Set	
	1	3	GOMES Guilherme	3	2	18	23	1.00	
	2	10	LEITE Renato	2	-	21	23	0.67	
	3	2	SILVA Claudio	-	1	8	9	0.00	
	3	9	ANUNCIACAO Wellington	-	2	2	4	0.00	
	3	5	SILVA Daniel	-	-	3	3	0.00	
	3	8	FREITAS Giovanni	-	-	2	2	0.00	
	3	4	ARANTES Samuel	-	-	1	1	0.00	
	3	6	SANTOS Deivisson	-	-	1	1	0.00	
	3	7	SILVA Gilberto	-	-	1	1	0.00	
	3	11	OLIVEIRA Wesley	-	-	1	1	0.00	
		1	MELLO Rodrigo	-	-	-	-	-	-
		12	REBOLCAS Diogo	-	-	-	-	-	-
Team Totals				5	5	58	68	1.67	
Non-scoring Receivers	Rk	No	Name	Excellents	Faults	Serve Receptions	Total Attempts	Succ %	
		11	OLIVEIRA Wesley	8	1	-	9		
		10	LEITE Renato	6	1	1	8		
		5	SILVA Daniel	6	2	-	8		
		8	FREITAS Giovanni	7	-	-	7		
		6	SANTOS Deivisson	6	1	-	7		
		4	ARANTES Samuel	5	-	1	6		
		9	ANUNCIACAO Wellington	4	1	1	6		
		7	SILVA Gilberto	3	-	-	3		
		3	GOMES Guilherme	1	-	-	1		
		12	REBOLCAS Diogo	1	-	-	1		
		1	MELLO Rodrigo	-	-	-	-		
		2	SILVA Claudio	-	-	-	-		
Team Totals				47	6	3	56	83.93	
Limit									
25.00 %									

Legend:	Avg	Eff%	Rk	Succ %
	Average	Efficiency	Rank	Success %



START LIST

参赛名单

IRI vs EGY

P1

First Referee: SHANISHAH Khalid Salem (LBA)

Second Referee: HELAC Senad (BIH)

IRI - I. R. of IRAN Uniform Colour: GREEN

No	C/L	Name	Sport Class	Date of Birth	Tournament Totals				
					Spike	Block	Serve	Total	%
1		HOSSEINI FAR Seyed M.	D	4 APR 1972	4	0	0	4	3.88
2		RAHIMI Mohammad Resa	D	12 OCT 1971	3	2	2	7	6.80
3		PEIDAYESH Reza	D	5 SEP 1978	4	1	0	5	4.85
4		ALIPOURIAN Davood	D	6 MAY 1985	12	5	3	20	19.42
5		HAMID ZAGEH Mahdi	D	21 DEC 1980	3	0	1	4	3.88
6		HASSANPOUR Naser	D	30 MAR 1974	3	2	0	5	4.85
7		BIGDELI Sadegh	D	26 FEB 1984	7	0	2	9	8.74
8	C	EIMERY Jalil	D	21 SEP 1972	6	2	4	12	11.65
9		EBRAHIMIBALADEZAEI S.	MD	1 JUL 1979	6	0	1	7	6.80
10		ZIRAH I Isa	D	4 JUN 1979	13	2	1	16	15.53
11	L	SALEHI HAJIKOLAEI Ramzan	D	11 MAR 1979	0	0	0	0	0.00
12		KHALEGHI Mohammad	D	23 OCT 1981	6	7	1	14	13.59

Head Coach: REZAEI GARKANI Hadi (IRI) Assistant: SAEBI Farid (IRI)

Results in these Paralympic Games	Phase	Opponent	Sets	Points per Set
	Preliminary-Pool B	BRA	3 - 0	25-9, 25-11, 25-8
	Preliminary-Pool B	JPN	3 - 0	25-7, 25-7, 25-5

EGY - EGYPT Uniform Colour: WHITE

No	C/L	Name	Sport Class	Date of Birth	Tournament Totals				
					Spike	Block	Serve	Total	%
1		ELSHWIKH Hesham Salah	D	2 FEB 1975	8	2	3	13	25.00
2		SOLIMAN Ahmed Mohamed	D	12 APR 1987	3	1	1	5	9.62
3		ABD ELAAL Abd Elaal Mohamed	D	7 DEC 1973	0	0	0	0	0.00
4		ABD ALLA Ashraf Zaghloul	D	24 FEB 1974	5	1	3	9	17.31
5	C	ELBAHAHEY Taher Adel	D	9 JUN 1972	3	1	1	5	9.62
6		EMARA Mohamed Abd Elhamed	D	17 OCT 1971	1	0	1	2	3.85
7		HASSANEIN Salah Atta	D	9 SEP 1974	0	0	0	0	0.00
8		MASSOUD Hossam Massoud	D	13 JUN 1979	0	0	0	0	0.00
9		MOSSA EI Saad	D	28 MAY 1979	2	4	1	7	13.46
10	L	ABDEL-LATIF Abdel Nabi Hassan	D	18 JUN 1972	0	0	0	0	0.00
11		ABD ELLATIF Rezek	D	8 JAN 1978	0	0	0	0	0.00
12		ABOUELYAZEID Mohamed A.	D	29 MAR 1979	9	2	0	11	21.15

Head Coach: de HAAN Jouke (EGY) Assistant: ELAIUTY Mosaad Rashad (EGY)

Results in these Paralympic Games	Phase	Opponent	Sets	Points per Set
	Preliminary-Pool B	BRA	3 - 0	25-8, 25-14, 25-17

Legend:	%	Percent of total team scoring	C	Team Captain	L	Libero Player
---------	---	-------------------------------	---	--------------	---	---------------



PLAY BY PLAY

比赛回合文字播报

Match Duration: 1h16m
Spectators: 1,800

IRI vs EGY
3 vs 0

Team	Sets	1	2	3	Total
IRI	3	27	25	25	77
EGY	0	25	12	18	55
Playing Time		28m	20m	22m	1h10m

First Referee: SHANISHAH Khalid Salem (LBA)

Second Referee: HELAC Senad (BIH)

SET 1

Rally	IRI - Islamic Republic of Iran			Lead	Score	Lead	EGY - Egypt		
1				1	1-0		Serve	5 ELBAHAHEY TA	Serve Hit
			Opp error +				Spike	9 MOSSA ES	Fault
2	Serve	4 ALIPOURIAN D	Serve Hit	2	2-0		Set	5 ELBAHAHEY TA	Fault
			Opp error +						
3	Serve	4 ALIPOURIAN D	Serve Hit	1	2-1	+	Spike	2 SOLIMAN AM	Spike
	Block	10 ZIRAH I	Fault						
4				2	3-1		Serve	2 SOLIMAN AM	Fault
			Opp error +						
5	Serve	9 E. S	Fault	1	3-2	+	Block	9 MOSSA ES	Kill Block
			Opp error +						
6				2	4-2		Serve	1 ELSHWIKH HS	Fault
			Opp error +						
7	Serve	10 ZIRAH I	Serve Hit	1	4-3	+	Spike	9 MOSSA ES	Spike
	Block	3 PEIDAYESH R	Fault						
8	Spike	7 BIGDELI S	Fault		4-4		Serve	9 MOSSA ES	Serve Hit
9	Spike	3 PEIDAYESH R	Spike +	1	5-4		Serve	9 MOSSA ES	Serve Hit
10	Serve	8 EIMERY J	Serve Hit		5-5	+			Opp error
	Block	4 ALIPOURIAN D	Fault						
11				1	6-5		Serve	4 ABD ALLA AZ	Serve Hit
	Block	3 PEIDAYESH R	Kill Block +				Spike	2 SOLIMAN AM	Fault
12	Serve	7 BIGDELI S	Serve Hit	2	7-5		Spike	2 SOLIMAN AM	Fault
			Opp error +						
13	Serve	7 BIGDELI S	Serve Hit	1	7-6	+	Spike	12 ABOUELYAZEID MA	Spike
	Dig	3 PEIDAYESH R	Fault						
14	Spike	4 ALIPOURIAN D	Fault		7-7	+	Serve	12 ABOUELYAZEID MA	Serve Hit
							Block	1 ELSHWIKH HS	Kill Block
15	Spike	9 E. S	Spike +	1	8-7		Serve	12 ABOUELYAZEID MA	Serve Hit
							Dig	1 ELSHWIKH HS	Fault
16	Serve	3 PEIDAYESH R	Serve Hit	2	9-7		Spike	2 SOLIMAN AM	Fault
			Opp error +						
17	Serve	3 PEIDAYESH R	Serve Hit	3	10-7		Block	2 SOLIMAN AM	Fault
	Spike	10 ZIRAH I	Spike +						
18	Serve	3 PEIDAYESH R	Serve Hit	4	11-7		Block	5 ELBAHAHEY TA	Fault
	Spike	9 E. S	Spike +						
19	Serve	3 PEIDAYESH R	Fault	3	11-8	+	Block	1 ELSHWIKH HS	Kill Block
20				4	12-8		Serve	5 ELBAHAHEY TA	Serve Hit
	Spike	4 ALIPOURIAN D	Spike +				Block	1 ELSHWIKH HS	Fault
21	Serve	4 ALIPOURIAN D	Serve Hit	5	13-8		Reception	2 SOLIMAN AM	Fault
			Opp error +						



PLAY BY PLAY

比赛回合文字播报

SET 1

Rally	IRI - Islamic Republic of Iran			Lead	Score	Lead	EGY - Egypt		
	Serve	4 ALIPOURIAN D	Serve Hit						
22	Spike	9 E. S	Spike +	6	14-8		Block	1 ELSHWIKH HS	Fault
	Serve	4 ALIPOURIAN D	Serve Hit						
23	Block	9 E. S	Fault	5	14-9				Opp error
	Serve	4 ALIPOURIAN D	Serve Hit				Serve	2 SOLIMAN AM	Serve Hit
24	Spike	9 E. S	Spike +	6	15-9		Dig	1 ELSHWIKH HS	Fault
	Sub	9 E. S	Out						
		2 RAHIMI MR	In						
	Serve	2 RAHIMI MR	Serve Hit						
25	Dig	11 SALEHI H. R	Fault	5	15-10		+ Spike	9 MOSSA ES	Spike
	Serve	10 ZIRAH I	Serve Hit				Serve	1 ELSHWIKH HS	Serve Hit
26	Spike	10 ZIRAH I	Fault	4	15-11		+ Block	12 ABOUELYAZEID MA	Kill Block
	Serve	7 BIGDELI S	Serve Hit				Serve	1 ELSHWIKH HS	Serve Hit
27	Spike	7 BIGDELI S	Spike +	5	16-11		Dig	1 ELSHWIKH HS	Fault
							Sub	1 ELSHWIKH HS	Out
								8 MASSOUD HM	In
	Serve	10 ZIRAH I	Serve Hit						
28	Block	7 BIGDELI S	Fault	4	16-12		+ Spike	12 ABOUELYAZEID MA	Spike
29			Opp error +	5	17-12		Serve	9 MOSSA ES	Fault
							Sub	9 MOSSA ES	Out
								7 HASSANEIN SA	In
30	Serve	8 EIMERY J	Aces +	6	18-12		Reception	10 ABDEL-LATIF ANH	Fault
31	Serve	8 EIMERY J	Fault	5	18-13				Opp error
	Serve	3 PEIDAYESH R	Serve Hit				Serve	4 ABD ALLA AZ	Serve Hit
32	Spike	3 PEIDAYESH R	Fault	4	18-14		+ Block	12 ABOUELYAZEID MA	Kill Block
	Serve	4 ALIPOURIAN D	Serve Hit				Serve	4 ABD ALLA AZ	Serve Hit
33	Spike	4 ALIPOURIAN D	Spike +	5	19-14		Dig	8 MASSOUD HM	Fault
	Sub	2 RAHIMI MR	Out						
		9 E. S	In						
	Serve	7 BIGDELI S	Serve Hit						
34	Spike	9 E. S	Fault	4	19-15				Opp error
							Sub	8 MASSOUD HM	Out
								1 ELSHWIKH HS	In
							Serve	12 ABOUELYAZEID MA	Serve Hit
35			Opp error +	5	20-15		Block	5 ELBAHAHEY TA	Fault
	Sub	3 PEIDAYESH R	Out						
		5 HAMID ZAGEH M	In						
	Serve	5 HAMID ZAGEH M	Serve Hit						
36	Spike	10 ZIRAH I	Spike +	6	21-15		Dig	5 ELBAHAHEY TA	Fault
							Sub	7 HASSANEIN SA	Out
								9 MOSSA ES	In
	Serve	5 HAMID ZAGEH M	Serve Hit						
37	Spike	9 E. S	Fault	5	21-16				Opp error
	Serve	9 E. S	Serve Hit				Serve	5 ELBAHAHEY TA	Serve Hit
38	Spike	9 E. S	Fault	4	21-17				Opp error
39	Reception	11 SALEHI H. R	Fault	3	21-18		+ Serve	5 ELBAHAHEY TA	Aces



PLAY BY PLAY

比赛回合文字播报

SET 1

Rally	IRI - Islamic Republic of Iran				Lead	Score	Lead	EGY - Egypt		
	TIMEOUT									
40	Spike	10 ZIRAH I	Spike	+	4	22-18		Serve	5 ELBAHA EY TA	Serve Hit
								Dig	12 ABOUELYAZEID MA	Fault
41	Serve	4 ALIPOURIAN D	Serve Hit							
	Block	8 EIMERY J	Fault		3	22-19	+			Opp error
42	Block	8 EIMERY J	Fault		2	22-20	+	Serve	2 SOLIMAN AM	Serve Hit
								Spike	4 ABD ALLA AZ	Spike
43	Spike	10 ZIRAH I	Fault		1	22-21	+	Serve	2 SOLIMAN AM	Serve Hit
								Block	1 ELSHWIKH HS	Kill Block
44	Spike	10 ZIRAH I	Spike	+	2	23-21		Serve	2 SOLIMAN AM	Serve Hit
									T E A M	Fault
45	Serve	9 E. S	Serve Hit							
	Block	7 BIGDELI S	Kill Block	+	3	24-21		Spike	1 ELSHWIKH HS	Fault
46	Serve	9 E. S	Serve Hit							
	Dig	9 E. S	Fault		2	24-22	+	Spike	1 ELSHWIKH HS	Spike
47	Reception	11 SALEHI H. R	Fault		1	24-23	+	Serve	1 ELSHWIKH HS	Aces
	TIMEOUT									
48	Spike	7 BIGDELI S	Fault			24-24	+	Serve	1 ELSHWIKH HS	Serve Hit
										Opp error
49			Opp error	+	1	25-24		Serve	1 ELSHWIKH HS	Serve Hit
	Sub	5 HAMID ZAGEH M 3 PEIDAYESH R	Out In					Set	9 MOSSA ES	Fault
50	Serve	10 ZIRAH I	Serve Hit							
	Block	8 EIMERY J	Fault			25-25	+	Spike	12 ABOUELYAZEID MA	Spike
51	Spike	3 PEIDAYESH R	Spike	+	1	26-25		Serve	9 MOSSA ES	Serve Hit
								Block	4 ABD ALLA AZ	Fault
								Sub	5 ELBAHA EY TA 3 ABD ELAAL AEM	Out In
52	Serve	8 EIMERY J	Serve Hit							
			Opp error	+	2	27-25		Spike	12 ABOUELYAZEID MA	Fault

SET 2

Rally	IRI - Islamic Republic of Iran				Lead	Score	Lead	EGY - Egypt			
53	Serve	2 RAHIMI MR	Serve Hit			0-1	1	+	Spike	9 MOSSA ES	Spike
	Dig	10 ZIRAH I	Fault								
54	Spike	4 ALIPOURIAN D	Spike	+		1-1		Serve	2 SOLIMAN AM	Serve Hit	
								Dig	12 ABOUELYAZEID MA	Fault	
55	Serve	4 ALIPOURIAN D	Serve Hit								
			Opp error	+	1	2-1		Spike	1 ELSHWIKH HS	Fault	
56	Serve	4 ALIPOURIAN D	Serve Hit								
	Spike	8 EIMERY J	Fault			2-2	+			Opp error	
57	Spike	10 ZIRAH I	Spike	+	1	3-2		Serve	1 ELSHWIKH HS	Serve Hit	
								Block	12 ABOUELYAZEID MA	Fault	
58	Serve	9 E. S	Serve Hit								
	Spike	7 BIGDELI S	Spike	+	2	4-2		Block	4 ABD ALLA AZ	Fault	
	TIMEOUT										
59	Serve	9 E. S	Serve Hit								
	Block	10 ZIRAH I	Fault		1	4-3	+	Spike	12 ABOUELYAZEID MA	Spike	



PLAY BY PLAY

比赛回合文字播报

SET 2

Rally	IRI - Islamic Republic of Iran				Lead	Score	Lead	EGY - Egypt		
								Serve	9 MOSSA ES	Serve Hit
60	Spike	10 ZIRAH I	Spike	+	2	5-3		Block	5 ELBAHA EY TA	Fault
	Sub	2 RAHIMI MR	Out							
		3 PEIDAYESH R	In							
	Serve	10 ZIRAH I	Serve Hit							
61	Spike	3 PEIDAYESH R	Fault		1	5-4	+	Block	12 ABOUELYAZEID MA	Kill Block
								Serve	4 ABD ALLA AZ	Serve Hit
62	Spike	3 PEIDAYESH R	Spike	+	2	6-4		Block	12 ABOUELYAZEID MA	Fault
	Serve	8 EIMERY J	Serve Hit							
63	Block	4 ALIPOURIAN D	Kill Block	+	3	7-4		Block	5 ELBAHA EY TA	Fault
	Serve	8 EIMERY J	Serve Hit							
64	Spike	4 ALIPOURIAN D	Spike	+	4	8-4		Block	2 SOLIMAN AM	Fault
	Serve	8 EIMERY J	Serve Hit							
65	Spike	4 ALIPOURIAN D	Spike	+	5	9-4		Dig	10 ABDEL-LATIF ANH	Fault
	Serve	8 EIMERY J	Serve Hit							
66	Spike	7 BIGDELI S	Spike	+	6	10-4		Dig	10 ABDEL-LATIF ANH	Fault
	Serve	8 EIMERY J	Serve Hit							
67	Block	4 ALIPOURIAN D	Kill Block	+	7	11-4		Spike	12 ABOUELYAZEID MA	Fault
68	Serve	8 EIMERY J	Fault		6	11-5	+	Block	5 ELBAHA EY TA	Kill Block
								Serve	12 ABOUELYAZEID MA	Serve Hit
69	Spike	3 PEIDAYESH R	Spike	+	7	12-5		Block	1 ELSHWIKH HS	Fault
	Serve	7 BIGDELI S	Serve Hit							
70	Spike	9 E. S	Spike	+	8	13-5		Dig	1 ELSHWIKH HS	Fault
								Sub	2 SOLIMAN AM	Out
									6 EMARA MAE	In
	Serve	7 BIGDELI S	Serve Hit							
71	Block	3 PEIDAYESH R	Fault		7	13-6	+	Spike	1 ELSHWIKH HS	Spike
								Sub	5 ELBAHA EY TA	Out
									8 MASSOUD HM	In
								Serve	8 MASSOUD HM	Serve Hit
72			Opp error	+	8	14-6		Block	6 EMARA MAE	Fault
	Serve	3 PEIDAYESH R	Serve Hit							
73			Opp error	+	9	15-6		Spike	9 MOSSA ES	Fault
74	Serve	3 PEIDAYESH R	Fault		8	15-7	+	Block	6 EMARA MAE	Kill Block
								Sub	9 MOSSA ES	Out
									3 ABD ELAAL AEM	In
	Serve	6 EMARA MAE	Serve Hit							
75	Spike	4 ALIPOURIAN D	Spike	+	9	16-7		Dig	8 MASSOUD HM	Fault
76	Serve	4 ALIPOURIAN D	Fault		8	16-8	+			Opp error
	Serve	1 ELSHWIKH HS	Serve Hit							
77	Spike	10 ZIRAH I	Spike	+	9	17-8		Block	4 ABD ALLA AZ	Fault
	Serve	9 E. S	Serve Hit							
78			Opp error	+	10	18-8		Spike	3 ABD ELAAL AEM	Fault
	Serve	9 E. S	Serve Hit							
79	Block	10 ZIRAH I	Fault		9	18-9	+	Spike	12 ABOUELYAZEID MA	Spike
	Serve	3 ABD ELAAL AEM	Serve Hit							
80	Block	8 EIMERY J	Kill Block	+	10	19-9		Dig	3 ABD ELAAL AEM	Fault
	Serve	10 ZIRAH I	Serve Hit							
81			Opp error	+	11	20-9		Spike	12 ABOUELYAZEID MA	Fault



PLAY BY PLAY

比赛回合文字播报

SET 2

Rally	IRI - Islamic Republic of Iran			Lead	Score	Lead	EGY - Egypt			
82	Serve	10 ZIRAH I	Serve Hit							
	Block	3 PEIDAYESH R	Fault	10	20-10		+ Spike	4 ABD ALLA AZ	Spike	
83	Spike	10 ZIRAH I	Spike	+	11	21-10		Serve	4 ABD ALLA AZ	Serve Hit
								Dig	3 ABD ELAAL AEM	Fault
								Sub	12 ABOUELYAZEID MA	Out
									11 ABD ELLATIF R	In
84	Serve	8 EIMERY J	Serve Hit							
	Block	7 BIGDELI S	Fault	10	21-11		+ Spike	6 EMARA MAE	Spike	
85	Block	3 PEIDAYESH R	Fault		9	21-12		Serve	11 ABD ELLATIF R	Serve Hit
										Opp error
86			Opp error	+	10	22-12		Serve	11 ABD ELLATIF R	Serve Hit
					Block	8 MASSOUD HM	Fault			
87	Serve	7 BIGDELI S	Serve Hit							
	Spike	9 E. S	Spike	+	11	23-12		Block	8 MASSOUD HM	Fault
88	Serve	7 BIGDELI S	Serve Hit		12	24-12		Block	8 MASSOUD HM	Fault
89	Serve	7 BIGDELI S	Serve Hit							
	Spike	9 E. S	Spike	+	13	25-12		T E A M	Fault	

SET 3

Rally	IRI - Islamic Republic of Iran			Lead	Score	Lead	EGY - Egypt			
90	Spike	4 ALIPOURIAN D	Fault			0-1	1	Serve	5 ELBAHAHEY TA	Serve Hit
									1 ELSHWIKH HS	Kill Block
91	Spike	10 ZIRAH I	Spike	+		1-1		Serve	5 ELBAHAHEY TA	Serve Hit
									1 ELSHWIKH HS	Fault
92	Serve	4 ALIPOURIAN D	Serve Hit							
	Block	8 EIMERY J	Fault		1-2	1	+		Opp error	
93	Spike	10 ZIRAH I	Spike	+		2-2		Serve	2 SOLIMAN AM	Serve Hit
									9 MOSSA ES	Fault
94	Serve	9 E. S	Aces	+	1	3-2		Reception	10 ABDEL-LATIF ANH	Fault
95	Serve	9 E. S	Serve Hit							
	Block	8 EIMERY J	Kill Block	+	2	4-2		Spike	9 MOSSA ES	Fault
96	Serve	9 E. S	Serve Hit			4-3				
97	Spike	8 EIMERY J	Fault			4-4		Serve	1 ELSHWIKH HS	Serve Hit
									4 ABD ALLA AZ	Kill Block
98	Spike	7 BIGDELI S	Spike	+	1	5-4		Serve	1 ELSHWIKH HS	Serve Hit
									4 ABD ALLA AZ	Fault
99	Serve	10 ZIRAH I	Serve Hit							
	Spike	7 BIGDELI S	Fault			5-5		+ Block	4 ABD ALLA AZ	Kill Block
100		T E A M	Fault			5-6	1	Serve	9 MOSSA ES	Serve Hit
									12 ABOUELYAZEID MA	Spike
101	Spike	7 BIGDELI S	Fault			5-7	2	Serve	9 MOSSA ES	Serve Hit
									4 ABD ALLA AZ	Spike
102	Spike	3 PEIDAYESH R	Spike	+		6-7	1	Serve	9 MOSSA ES	Serve Hit
									4 ABD ALLA AZ	Fault
103	Serve	8 EIMERY J	Serve Hit							
	Dig	11 SALEHI H. R	Fault			6-8	2	+ Spike	12 ABOUELYAZEID MA	Spike



PLAY BY PLAY

比赛回合文字播报

SET 3

Rally	IRI - Islamic Republic of Iran				Lead	Score	Lead	EGY - Egypt		
								Serve	4 ABD ALLA AZ	Serve Hit
104	Spike	4 ALIPOURIAN D	Spike	+		7-8	1	Dig	1 ELSHWIKH HS	Fault
	Serve	7 BIGDELI S	Serve Hit							
105	Block	4 ALIPOURIAN D	Kill Block	+		8-8		Spike	12 ABOUELYAZEID MA	Fault
	Serve	7 BIGDELI S	Serve Hit							
106	Block	3 PEIDAYESH R	Fault			8-9	1	+ Spike	2 SOLIMAN AM	Spike
								Serve	12 ABOUELYAZEID MA	Serve Hit
107	Spike	4 ALIPOURIAN D	Spike	+		9-9			T E A M	Fault
	Sub	3 PEIDAYESH R	Out							
		2 RAHIMI MR	In							
	Serve	2 RAHIMI MR	Serve Hit							
108	Block	4 ALIPOURIAN D	Fault			9-10	1	+ Spike	1 ELSHWIKH HS	Spike
								Serve	5 ELBAHAAY TA	Serve Hit
109	Spike	10 ZIRAH I	Spike	+		10-10		Block	1 ELSHWIKH HS	Fault
	Serve	4 ALIPOURIAN D	Serve Hit							
110	Spike	8 EIMERY J	Spike	+	1	11-10		Block	1 ELSHWIKH HS	Fault
	Serve	4 ALIPOURIAN D	Serve Hit							
111	Spike	8 EIMERY J	Spike	+	2	12-10		Dig	5 ELBAHAAY TA	Fault
	Serve	4 ALIPOURIAN D	Serve Hit							
112	Spike	8 EIMERY J	Spike	+	3	13-10		Block	1 ELSHWIKH HS	Fault
	Serve	4 ALIPOURIAN D	Serve Hit							
113	Block	10 ZIRAH I	Fault		2	13-11		+ Spike	9 MOSSA ES	Spike
								Serve	2 SOLIMAN AM	Serve Hit
114	Spike	10 ZIRAH I	Fault		1	13-12		+		Opp error
								Serve	2 SOLIMAN AM	Serve Hit
115	Spike	9 E. S	Fault			13-13		+		Opp error
								Serve	2 SOLIMAN AM	Serve Hit
116	Spike	9 E. S	Spike	+	1	14-13		Block	1 ELSHWIKH HS	Fault
	Serve	9 E. S	Serve Hit							
117	Block	7 BIGDELI S	Kill Block	+	2	15-13		Spike	1 ELSHWIKH HS	Fault
	Serve	9 E. S	Serve Hit							
118	Block	10 ZIRAH I	Fault		1	15-14		+		Opp error
								Serve	1 ELSHWIKH HS	Serve Hit
119	Spike	10 ZIRAH I	Fault			15-15		+ Block	12 ABOUELYAZEID MA	Kill Block
								Serve	1 ELSHWIKH HS	Serve Hit
120	Dig	2 RAHIMI MR	Fault			15-16	1	+ Spike	4 ABD ALLA AZ	Spike
								Serve	1 ELSHWIKH HS	Serve Hit
121			Opp error	+		16-16		Spike	12 ABOUELYAZEID MA	Fault
	Sub	2 RAHIMI MR	Out							
		3 PEIDAYESH R	In							
	Serve	10 ZIRAH I	Serve Hit							
122	Block	3 PEIDAYESH R	Kill Block	+	1	17-16		Spike	9 MOSSA ES	Fault
	Serve	10 ZIRAH I	Serve Hit							
123	Block	8 EIMERY J	Fault			17-17		+ Spike	12 ABOUELYAZEID MA	Spike
								Sub	9 MOSSA ES	Out
									8 MASSOUD HM	In
								Serve	8 MASSOUD HM	Serve Hit
124	Spike	3 PEIDAYESH R	Spike	+	1	18-17		Dig	4 ABD ALLA AZ	Fault



PLAY BY PLAY

比赛回合文字播报

SET 3

Rally	IRI - Islamic Republic of Iran			Lead	Score	Lead	EGY - Egypt		
	Serve	8 EIMERY J	Serve Hit						
125	Spike	3 PEIDAYESH R	Spike +	2	19-17		Block	4 ABD ALLA AZ	Fault
	Serve	8 EIMERY J	Serve Hit						
126			Opp error +	3	20-17		Spike	4 ABD ALLA AZ	Fault
	Serve	8 EIMERY J	Serve Hit						
127	Block	4 ALIPOURIAN D	Kill Block +	4	21-17		Spike	12 ABOUELYAZEID MA	Fault
							Sub	4 ABD ALLA AZ	Out
								6 EMARA MAE	In
	Serve	8 EIMERY J	Serve Hit						
128			Opp error +	5	22-17		Spike	12 ABOUELYAZEID MA	Fault
							TIMEOUT		
129	Serve	8 EIMERY J	Aces +	6	23-17		Reception	10 ABDEL-LATIF ANH	Fault
	Serve	8 EIMERY J	Serve Hit						
130	Spike	4 ALIPOURIAN D	Spike +	7	24-17		T E A M		Fault
131	Serve	8 EIMERY J	Fault	6	24-18				Opp error
							Serve	6 EMARA MAE	Serve Hit
132	Spike	7 BIGDELI S	Spike +	7	25-18			T E A M	Fault

Legend:

+ Point scored by team Opp Opponent Sub Substitution



MATCH RESULT

比赛结果表

P2

Match Duration: 1h16m
Spectators: 1,800

IRI vs EGY
3 vs 0

Team	Sets	1	2	3	Total
IRI	3	27	25	25	77
EGY	0	25	12	18	55
Playing Time		28m	20m	22m	1h10m

First Referee: SHANISHAH Khalid Salem (LBA)

Second Referee: HELAC Senad (BIH)

IRI - I. R. of IRAN									
No	C/L	Name	1	2	3	4	5	Pts	
1		HOSSEINI FAR Seyed M.						0	
2		RAHIMI Mohammad Resa	9	1	3			0	
3		PEIDAYESH Reza	1	2	1			9	
4		ALIPOURIAN Davood	2	2	2			13	
5		HAMID ZAGEH Mahdi	3					0	
6		HASSANPOUR Naser						0	
7		BIGDELI Sadegh	6	6	6			7	
8	C	EIMERY Jalil	5	5	5			7	
9		EBRAHIMIBALADEZAEI S.	3	3	3			9	
10		ZIRAH I Isa	4	4	4			11	
11	L	SALEHI HAJIKOLAEI Ramzan	L	L	L			0	
12		KHALEGHI Mohammad						0	
Head Coach:		REZAEI GARKANI Hadi (IRI)							
Assistant Coach:		SAEBI Farid (IRI)							

EGY - EGYPT									
No	C/L	Name	1	2	3	4	5	Pts	
1		ELSHWIKH Hesham Salah	3	3	3			8	
2		SOLIMAN Ahmed Mohamed	2	2	2			2	
3		ABD ELAAL Abd Elaal Mohamed	5	9				0	
4		ABD ALLA Ashraf Zaghloul	5	5	5			6	
5	C	ELBAHAHEY Taher Adel	1	1	1			2	
6		EMARA Mohamed Abd Elhamed		2	4			2	
7		HASSANEIN Salah Atta	9					0	
8		MASSOUD Hossam Massoud	1	5	9			0	
9		MOSSA EI Saad	4	4	4			5	
10	L	ABDEL-LATIF Abdel Nabi Hassan	L	L	L			0	
11		ABD ELLATIF Rezek		12				0	
12		ABOUELYAZEID Mohamed A.	6	6	6			12	
Head Coach:		de HAAN Jouke (EGY)							
Assistant Coach:		ELAIUTY Mosaad Rashad (EGY)							

TEAM AND PLAYER PERFORMANCES

Won	Total Atts	No	Name
43	129	Total Team	
11	22	10	ZIRAH I Isa
9	23	4	ALIPOURIAN Davood
8	21	9	EBRAHIMIBALADEZAEI S.
10	69	Total Team	
4	16	4	ALIPOURIAN Davood
2	14	8	EIMERY Jalil
2	14	3	PEIDAYESH Reza
3	75	Total Team	
2	19	8	EIMERY Jalil
1	12	9	EBRAHIMIBALADEZAEI S.
21		Total Team	
77	273	Total Team	
13	53	4	ALIPOURIAN Davood

Scoring Skills
Spike
Block
Serve
Opp Error
Total
Best Scorer

Won	Total Atts	No	Name
22	120	Total Team	
8	40	12	ABOUELYAZEID Mohamed A.
4	18	9	MOSSA EI Saad
4	16	4	ABD ALLA Ashraf Zaghloul
13	76	Total Team	
4	19	1	ELSHWIKH Hesham Salah
4	13	12	ABOUELYAZEID Mohamed A.
2	15	4	ABD ALLA Ashraf Zaghloul
2	57	Total Team	
1	13	1	ELSHWIKH Hesham Salah
1	8	5	ELBAHAHEY Taher Adel
18		Total Team	
55	253	Total Team	
12	58	12	ABOUELYAZEID Mohamed A.

Legend:			
Atts	Attempts	C	Team Captain
n	Starting Line-Up where n=starting position on Court (i.e. positions 1 to 6)	L	Libero Player
nn	Substitute where nn=jersey number of out going player	Opp	Opponent
		L	Substitute Libero
		Pts	Points scored



MATCH STATISTICS

比赛技术统计

P3

Match Duration: 1h16m
Spectators: 1,800




IRI vs EGY
3 vs 0

Team	Sets	1	2	3	Total
IRI	3	27	25	25	77
EGY	0	25	12	18	55
Playing Time		28m	20m	22m	1h10m

First Referee: SHANISHAH Khalid Salem (LBA)

Second Referee: HELAC Senad (BIH)

IRI - I. R. of IRAN

Scoring Spikers	Rk	No	Name	Spikes	Faults	Shots	Total Attempts	Eff %
	1	10	ZIRAH I Isa	11	4	7	22	31.82
	2	4	ALIPOURIAN Davood	9	2	12	23	30.43
	3	3	PEIDAYESH Reza	7	2	16	25	20.00
	4	9	EBRAHIMIBALADEZAEI S.	8	4	9	21	19.05
	5	7	BIGDELI Sadegh	5	4	14	23	4.35
	8	EIMERY Jalil	3	2	9	14		
	2	RAHIMI Mohammad Resa	-	-	1	1		
	1	HOSSEINI FAR Seyed M.	-	-	-	-		
	5	HAMID ZAGEH Mahdi	-	-	-	-		
	6	HASSANPOUR Naser	-	-	-	-		
	11	SALEHI HAJIKOLAEI Ramzan	-	-	-	-		
	12	KHALEGHI Mohammad	-	-	-	-		
Limit								
15.00 %								
Team Totals				43	18	68	129	19.38
Scoring Blockers	Rk	No	Name	Kill Blocks	Faults	Rebounds	Total Attempts	Avg by Set
	1	4	ALIPOURIAN Davood	4	2	10	16	1.33
	2	3	PEIDAYESH Reza	2	5	7	14	0.67
	2	8	EIMERY Jalil	2	5	7	14	0.67
	2	7	BIGDELI Sadegh	2	2	6	10	0.67
	5	10	ZIRAH I Isa	-	5	6	11	0.00
	5	9	EBRAHIMIBALADEZAEI S.	-	1	3	4	0.00
	1	HOSSEINI FAR Seyed M.	-	-	-	-		
	2	RAHIMI Mohammad Resa	-	-	-	-		
	5	HAMID ZAGEH Mahdi	-	-	-	-		
	6	HASSANPOUR Naser	-	-	-	-		
	11	SALEHI HAJIKOLAEI Ramzan	-	-	-	-		
	12	KHALEGHI Mohammad	-	-	-	-		
Team Totals				10	20	39	69	3.33
Scoring Servers	Rk	No	Name	Aces	Faults	Serve Hits	Total Attempts	Avg by Set
	1	8	EIMERY Jalil	2	3	14	19	0.67
	2	9	EBRAHIMIBALADEZAEI S.	1	1	10	12	0.33
	3	4	ALIPOURIAN Davood	-	1	13	14	0.00
	3	7	BIGDELI Sadegh	-	-	10	10	0.00
	3	10	ZIRAH I Isa	-	-	9	9	0.00
	3	3	PEIDAYESH Reza	-	2	4	6	0.00
	3	2	RAHIMI Mohammad Resa	-	-	3	3	0.00
	3	5	HAMID ZAGEH Mahdi	-	-	2	2	0.00
	1	HOSSEINI FAR Seyed M.	-	-	-	-		
	6	HASSANPOUR Naser	-	-	-	-		
	11	SALEHI HAJIKOLAEI Ramzan	-	-	-	-		
	12	KHALEGHI Mohammad	-	-	-	-		
Team Totals				3	7	65	75	1.00
Team	Opponent Errors & Team Faults			21	1			



MATCH STATISTICS

比赛技术统计

P3

Match Duration: 1h16m
Spectators: 1,800




IRI vs EGY
3 vs 0

Team	Sets	1	2	3	Total
IRI	3	27	25	25	77
EGY	0	25	12	18	55
Playing Time		28m	20m	22m	1h10m

First Referee: SHANISHAH Khalid Salem (LBA)

Second Referee: HELAC Senad (BIH)

IRI - I. R. of IRAN

Non-scoring Diggers	Rk	No	Name	Digs	Faults	Receptions	Total Attempts	Avg by Set	
	1	11	SALEHI HAJIKOLAEI Ramzan	16	2	1	19	5.33	
	2	8	EIMERY Jalil	12	-	1	13	4.00	
	3	7	BIGDELI Sadegh	11	-	6	17	3.67	
	4	10	ZIRAH I Isa	10	2	-	12	3.33	
	5	9	EBRAHIMIBALADEZAEI S.	9	1	1	11	3.00	
	6	4	ALIPOURIAN Davood	7	-	1	8	2.33	
	7	3	PEIDAYESH Reza	6	1	2	9	2.00	
	7	2	RAHIMI Mohammad Resa	6	1	1	8	2.00	
		1		HOSSEINI FAR Seyed M.	-	-	-	-	-
		5		HAMID ZAGEH Mahdi	-	-	-	-	-
		6		HASSANPOUR Naser	-	-	-	-	-
		12		KHALEGHI Mohammad	-	-	-	-	-
Team Totals				77	7	13	97	25.67	
Non-scoring Setters	Rk	No	Name	Running Sets	Faults	Still Sets	Total Attempts	Avg by Set	
	1	4	ALIPOURIAN Davood	6	-	51	57	2.00	
	2	8	EIMERY Jalil	3	-	30	33	1.00	
	3	3	PEIDAYESH Reza	1	-	2	3	0.33	
	4	9	EBRAHIMIBALADEZAEI S.	-	-	8	8	0.00	
	4	7	BIGDELI Sadegh	-	-	7	7	0.00	
	4	10	ZIRAH I Isa	-	-	4	4	0.00	
	4	2	RAHIMI Mohammad Resa	-	-	2	2	0.00	
	4	11	SALEHI HAJIKOLAEI Ramzan	-	-	2	2	0.00	
	4	5	HAMID ZAGEH Mahdi	-	-	1	1	0.00	
		1		HOSSEINI FAR Seyed M.	-	-	-	-	-
		6		HASSANPOUR Naser	-	-	-	-	-
		12		KHALEGHI Mohammad	-	-	-	-	-
Team Totals				10	-	107	117	3.33	
Non-scoring Receivers	Rk	No	Name	Excellents	Faults	Serve Receptions	Total Attempts	Succ %	
	1	7	BIGDELI Sadegh	13	-	-	13	100.00	
	2	11	SALEHI HAJIKOLAEI Ramzan	19	2	-	21	90.48	
		9	EBRAHIMIBALADEZAEI S.	6	-	-	6	-	
		3	PEIDAYESH Reza	3	-	-	3	-	
		4	ALIPOURIAN Davood	2	-	-	2	-	
		5	HAMID ZAGEH Mahdi	2	-	-	2	-	
		8	EIMERY Jalil	2	-	-	2	-	
		10	ZIRAH I Isa	2	-	-	2	-	
		2	RAHIMI Mohammad Resa	1	-	-	1	-	
		1	HOSSEINI FAR Seyed M.	-	-	-	-	-	
		6	HASSANPOUR Naser	-	-	-	-	-	
		12	KHALEGHI Mohammad	-	-	-	-	-	
Team Totals				50	2	-	52	96.15	
Limit	25.00 %								

Legend:	Avg	Eff%	Rk	Succ %
Average	Efficiency	Rank	Success %	Success %



MATCH STATISTICS

比赛技术统计

P3

Match Duration: 1h16m
Spectators: 1,800




IRI vs EGY
3 vs 0

Team	Sets	1	2	3	Total
IRI	3	27	25	25	77
EGY	0	25	12	18	55
Playing Time		28m	20m	22m	1h10m

First Referee: SHANISHAH Khalid Salem (LBA)

Second Referee: HELAC Senad (BIH)

EGY - EGYPT

Scoring Spikers	Rk	No	Name	Spikes	Faults	Shots	Total Attempts	Eff %
	1	12	ABOUELYAZEID Mohamed A.	8	7	25	40	2.50
	2	1	ELSHWIKH Hesham Salah	3	3	12	18	0.00
	2	9	MOSSA El Saad	4	4	10	18	0.00
	4	4	ABD ALLA Ashraf Zaghloul	4	1	11	16	
	5	5	ELBAHAHEY Taher Adel	-	-	11	11	
	2	2	SOLIMAN Ahmed Mohamed	2	3	5	10	
	6	6	EMARA Mohamed Abd Elhamed	1	-	3	4	
	3	3	ABD ELAAL Abd Elaal Mohamed	-	1	1	2	
	8	8	MASSOUD Hossam Massoud	-	-	1	1	
	7	7	HASSANEIN Salah Atta	-	-	-	-	
	10	10	ABDEL-LATIF Abdel Nabi Hassan	-	-	-	-	
11	11	ABD ELLATIF Rezek	-	-	-	-		
Team Totals				22	19	79	120	2.50
Scoring Blockers	Rk	No	Name	Kill Blocks	Faults	Rebounds	Total Attempts	Avg by Set
	1	1	ELSHWIKH Hesham Salah	4	8	7	19	1.33
	1	12	ABOUELYAZEID Mohamed A.	4	2	7	13	1.33
	3	4	ABD ALLA Ashraf Zaghloul	2	6	7	15	0.67
	4	5	ELBAHAHEY Taher Adel	1	4	2	7	0.33
	4	9	MOSSA El Saad	1	1	3	5	0.33
	4	6	EMARA Mohamed Abd Elhamed	1	1	2	4	0.33
	7	2	SOLIMAN Ahmed Mohamed	-	2	5	7	0.00
	7	8	MASSOUD Hossam Massoud	-	3	2	5	0.00
	7	3	ABD ELAAL Abd Elaal Mohamed	-	-	1	1	0.00
	7	7	HASSANEIN Salah Atta	-	-	-	-	
	10	10	ABDEL-LATIF Abdel Nabi Hassan	-	-	-	-	
11	11	ABD ELLATIF Rezek	-	-	-	-		
Team Totals				13	27	36	76	4.33
Scoring Servers	Rk	No	Name	Aces	Faults	Serve Hits	Total Attempts	Avg by Set
	1	1	ELSHWIKH Hesham Salah	1	1	11	13	0.33
	1	5	ELBAHAHEY Taher Adel	1	-	7	8	0.33
	3	2	SOLIMAN Ahmed Mohamed	-	1	9	10	0.00
	3	9	MOSSA El Saad	-	1	7	8	0.00
	3	4	ABD ALLA Ashraf Zaghloul	-	-	6	6	0.00
	3	12	ABOUELYAZEID Mohamed A.	-	-	5	5	0.00
	3	6	EMARA Mohamed Abd Elhamed	-	-	2	2	0.00
	3	8	MASSOUD Hossam Massoud	-	-	2	2	0.00
	3	11	ABD ELLATIF Rezek	-	-	2	2	0.00
	3	3	ABD ELAAL Abd Elaal Mohamed	-	-	1	1	0.00
	7	7	HASSANEIN Salah Atta	-	-	-	-	
10	10	ABDEL-LATIF Abdel Nabi Hassan	-	-	-	-		
Team Totals				2	3	52	57	0.67
Team	Opponent Errors & Team Faults			18	6			



MATCH STATISTICS

比赛技术统计

P3

Match Duration: 1h16m
Spectators: 1,800




IRI vs EGY
3 vs 0

Team	Sets	1	2	3	Total
IRI	3	27	25	25	77
EGY	0	25	12	18	55
Playing Time		28m	20m	22m	1h10m

First Referee: SHANISHAH Khalid Salem (LBA)

Second Referee: HELAC Senad (BIH)

EGY - EGYPT

Non-scoring Diggers	Rk	No	Name	Digs	Faults	Receptions	Total Attempts	Avg by Set	
	1	1	ELSHWIKH Hesham Salah	11	5	1	17	3.67	
	1	12	ABOUELYAZEID Mohamed A.	11	2	1	14	3.67	
	3	5	ELBAHAHEY Taher Adel	10	2	1	13	3.33	
	4	10	ABDEL-LATIF Abdel Nabi Hassan	9	2	7	18	3.00	
	5	9	MOSSA El Saad	5	-	2	7	1.67	
	5	4	ABD ALLA Ashraf Zaghoul	5	1	-	6	1.67	
	7	8	MASSOUD Hossam Massoud	3	2	2	7	1.00	
	7	6	EMARA Mohamed Abd Elhamed	3	-	2	5	1.00	
	9	3	ABD ELAAL Abd Elaal Mohamed	1	2	-	3	0.33	
	9	2	SOLIMAN Ahmed Mohamed	1	-	1	2	0.33	
	9	11	ABD ELLATIF Rezek	1	-	-	1	0.33	
		7	HASSANEIN Salah Atta	-	-	-	-	-	-
	Team Totals				60	16	17	93	20.00
Non-scoring Setters	Rk	No	Name	Running Sets	Faults	Still Sets	Total Attempts	Avg by Set	
	1	5	ELBAHAHEY Taher Adel	15	1	21	37	5.00	
	2	1	ELSHWIKH Hesham Salah	5	-	21	26	1.67	
	3	8	MASSOUD Hossam Massoud	-	-	9	9	0.00	
	3	12	ABOUELYAZEID Mohamed A.	-	-	7	7	0.00	
	3	9	MOSSA El Saad	-	1	6	7	0.00	
	3	10	ABDEL-LATIF Abdel Nabi Hassan	-	-	6	6	0.00	
	3	2	SOLIMAN Ahmed Mohamed	-	-	2	2	0.00	
	3	4	ABD ALLA Ashraf Zaghoul	-	-	1	1	0.00	
	3	7	HASSANEIN Salah Atta	-	-	1	1	0.00	
		3	ABD ELAAL Abd Elaal Mohamed	-	-	-	-	-	-
		6	EMARA Mohamed Abd Elhamed	-	-	-	-	-	-
		11	ABD ELLATIF Rezek	-	-	-	-	-	-
	Team Totals				20	2	74	96	6.67
Non-scoring Receivers	Rk	No	Name	Excellents	Faults	Serve Receptions	Total Attempts	Succ %	
	1	12	ABOUELYAZEID Mohamed A.	18	-	3	21	85.71	
	2	10	ABDEL-LATIF Abdel Nabi Hassan	17	3	1	21	80.95	
		9	MOSSA El Saad	4	-	2	6	-	
		5	ELBAHAHEY Taher Adel	4	-	-	4	-	
		1	ELSHWIKH Hesham Salah	2	-	-	2	-	
		3	ABD ELAAL Abd Elaal Mohamed	2	-	-	2	-	
		4	ABD ALLA Ashraf Zaghoul	2	-	-	2	-	
		2	SOLIMAN Ahmed Mohamed	-	1	1	2	-	
		8	MASSOUD Hossam Massoud	-	-	1	1	-	
		11	ABD ELLATIF Rezek	-	-	1	1	-	
		6	EMARA Mohamed Abd Elhamed	-	-	-	-	-	
		7	HASSANEIN Salah Atta	-	-	-	-	-	
	Team Totals				49	4	9	62	79.03
Limit	25.00 %								

Legend:	Avg	Eff%	Rk	Succ %
Average	Efficiency	Rank	Success %	Success %



START LIST

参赛名单

BRA vs JPN

P1

First Referee: AN Qi (CHN)

Second Referee: MEULENKAMP Martijn (NED)

BRA - BRAZIL Uniform Colour: YELLOW

No	C/L	Name	Sport Class	Date of Birth	Tournament Totals				
					Spike	Block	Serve	Total	%
1	L	MELLO Rodrigo	D	6 JAN 1986	0	0	0	0	0.00
2		SILVA Claudio	D	21 JUL 1969	0	0	0	0	0.00
3		GOMES Guilherme	D	25 APR 1982	1	1	0	2	5.88
4		ARANTES Samuel	D	28 JAN 1987	0	0	0	0	0.00
5		SILVA Daniel	D	24 MAR 1981	1	1	1	3	8.82
6		SANTOS Deivisson	D	7 NOV 1982	0	0	0	0	0.00
7		SILVA Gilberto	D	22 DEC 1978	3	3	0	6	17.65
8		FREITAS Giovanni	D	26 MAR 1971	0	0	0	0	0.00
9		ANUNCIACAO Wellington	D	25 MAR 1985	1	0	0	1	2.94
10	C	LEITE Renato	D	11 AUG 1982	7	4	0	11	32.35
11		OLIVEIRA Wesley	D	14 NOV 1983	6	1	0	7	20.59
12		REBOLCAS Diogo	D	24 OCT 1983	2	2	0	4	11.76

Head Coach: RIBEIRO Amauri (BRA) **Assistant:** SILVESTRIN Adriano (BRA)

Results in these Paralympic Games	Phase	Opponent	Sets	Points per Set
	Preliminary-Pool B	IRI	0 - 3	9-25, 11-25, 8-25
	Preliminary-Pool B	EGY	0 - 3	8-25, 14-25, 17-25

JPN - JAPAN Uniform Colour: WHITE

No	C/L	Name	Sport Class	Date of Birth	Tournament Totals				
					Spike	Block	Serve	Total	%
1		KANAO Satoshi	D	21 SEP 1971	2	0	0	2	28.57
2		YOSHIDA Hitoshi	D	13 OCT 1966	1	0	0	1	14.29
3		MINAKAWA Tetsuo	D	4 APR 1981	0	0	0	0	0.00
4		YAMAMOTO Arata	MD	6 JUN 1974	0	0	0	0	0.00
5		NAKAYAMA Kaname	D	24 JUL 1975	0	0	0	0	0.00
6		AZUMA Shun	D	19 MAY 1985	0	0	0	0	0.00
7		YONEZAWA Atsushi	D	26 JAN 1974	0	0	0	0	0.00
8	L	TAKASAGO Susumu	D	29 NOV 1973	0	0	0	0	0.00
9		TANAKA Koji	D	26 AUG 1967	3	0	1	4	57.14
10		TAKEDA Yoshihito	D	1 JUN 1967	0	0	0	0	0.00
11	C	TANABE Tsutomu	D	15 APR 1963	0	0	0	0	0.00
12		KANEDA Susumu	D	8 DEC 1959	0	0	0	0	0.00

Head Coach: TOMITA Keizo (JPN) **Assistant:** SUZUKI Hideaki (JPN)

Results in these Paralympic Games	Phase	Opponent	Sets	Points per Set
	Preliminary-Pool B	IRI	0 - 3	7-25, 7-25, 5-25

Legend:	%	Percent of total team scoring	C	Team Captain	L	Libero Player
---------	---	-------------------------------	---	--------------	---	---------------



PLAY BY PLAY

比赛回合文字播报

Match Duration: 1h10m
Spectators: 1,000

BRA vs JPN
3 vs 0

Team	Sets	1	2	3	Total
BRA	3	25	25	25	75
JPN	0	20	17	10	47
Playing Time		24m	21m	19m	1h04m

First Referee: AN Qi (CHN)

Second Referee: MEULENKAMP Martijn (NED)

SET 1

Rally	BRA - Brazil			Lead	Score	Lead	JPN - Japan		
1	Dig	10 LEITE R	Fault		0-1	1	Serve	1 KANAO S	Serve Hit
							+ Spike	9 TANAKA K	Spike
2	Dig	1 MELLO R	Fault		0-2	2	Serve	1 KANAO S	Serve Hit
							+ Spike	4 YAMAMOTO A	Spike
3	Reception	1 MELLO R	Fault		0-3	3	+ Serve	1 KANAO S	Aces
4	Spike	11 OLIVEIRA W	Spike +		1-3	2	Serve	1 KANAO S	Serve Hit
								T E A M	Fault
	Serve	3 GOMES G	Serve Hit						
5	Block	10 LEITE R	Fault		1-4	3	+ Spike	9 TANAKA K	Spike
6		T E A M	Fault		1-5	4	+ Spike	4 YAMAMOTO A	Serve Hit
		TIMEOUT						7 YONEZAWA A	Spike
7	Spike	10 LEITE R	Spike +		2-5	3	Serve	4 YAMAMOTO A	Serve Hit
							Block	5 NAKAYAMA K	Fault
	Serve	8 FREITAS G	Serve Hit						
8	Spike	10 LEITE R	Fault		2-6	4	+		Opp error
9	Spike	10 LEITE R	Spike +		3-6	3	Serve	5 NAKAYAMA K	Serve Hit
							Block	2 YOSHIDA H	Fault
	Serve	11 OLIVEIRA W	Serve Hit						
10			Opp error +		4-6	2	Block	7 YONEZAWA A	Fault
	Serve	11 OLIVEIRA W	Serve Hit						
11	Spike	7 SILVA G	Spike +		5-6	1		T E A M	Fault
	Serve	11 OLIVEIRA W	Serve Hit						
12	Spike	7 SILVA G	Fault		5-7	2	+		Opp error
13	Dig	1 MELLO R	Fault		5-8	3	Serve	9 TANAKA K	Serve Hit
							+ Spike	7 YONEZAWA A	Spike
14	Spike	7 SILVA G	Fault		5-9	4	Serve	9 TANAKA K	Serve Hit
							+		Opp error
15	Spike	7 SILVA G	Fault		5-10	5	Serve	9 TANAKA K	Serve Hit
							+		Opp error
	Sub	7 SILVA G	Out						
		12 REBOLCAS D	In						
16			Opp error +		6-10	4	Serve	9 TANAKA K	Fault
	Serve	10 LEITE R	Serve Hit						
17	Spike	12 REBOLCAS D	Fault		6-11	5	+		Opp error
18	Spike	5 SILVA D	Fault		6-12	6	Serve	7 YONEZAWA A	Serve Hit
							+		Opp error
							Serve	7 YONEZAWA A	Serve Hit
19	Block	12 REBOLCAS D	Kill Block +		7-12	5	Spike	2 YOSHIDA H	Fault



PLAY BY PLAY

比赛回合文字播报

SET 1

Rally	BRA - Brazil			Lead	Score	Lead	JPN - Japan		
	Serve	5 SILVA D	Serve Hit						
20	Block	8 FREITAS G	Kill Block +		8-12	4	Spike	2 YOSHIDA H	Fault
	Serve	5 SILVA D	Serve Hit						
21	Block	3 GOMES G	Kill Block +		9-12	3	Dig	5 NAKAYAMA K	Fault
22	Serve	5 SILVA D	Aces +		10-12	2	Reception	7 YONEZAWA A	Fault
							TIMEOUT		
23	Serve	5 SILVA D	Aces +		11-12	1	Block	1 KANAO S	Fault
24	Serve	5 SILVA D	Aces +		12-12		Block	1 KANAO S	Fault
	Serve	5 SILVA D	Serve Hit						
25	Block	12 REBOLCAS D	Fault		12-13	1	+ Spike	4 YAMAMOTO A	Spike
							Serve	2 YOSHIDA H	Serve Hit
26			Opp error +		13-13		Dig	5 NAKAYAMA K	Fault
	Serve	12 REBOLCAS D	Serve Hit						
27			Opp error +	1	14-13		Spike	2 YOSHIDA H	Fault
	Serve	12 REBOLCAS D	Serve Hit						
28	Spike	11 OLIVEIRA W	Spike +	2	15-13		Block	4 YAMAMOTO A	Fault
	Serve	12 REBOLCAS D	Serve Hit						
29	Dig	5 SILVA D	Fault	1	15-14		+ Spike	4 YAMAMOTO A	Spike
							Serve	1 KANAO S	Serve Hit
30	Spike	11 OLIVEIRA W	Spike +	2	16-14		Dig	1 KANAO S	Fault
	Serve	3 GOMES G	Serve Hit						
31	Dig	5 SILVA D	Fault	1	16-15		+ Spike	9 TANAKA K	Spike
							Serve	4 YAMAMOTO A	Serve Hit
32	Spike	10 LEITE R	Spike +	2	17-15		Dig	1 KANAO S	Fault
	Serve	8 FREITAS G	Serve Hit						
33	Block	5 SILVA D	Kill Block +	3	18-15		Spike	9 TANAKA K	Fault
	Serve	8 FREITAS G	Serve Hit						
34	Dig	1 MELLO R	Fault	2	18-16		+ Spike	9 TANAKA K	Spike
							Serve	5 NAKAYAMA K	Serve Hit
35	Spike	5 SILVA D	Spike +	3	19-16		Dig	8 TAKASAGO S	Fault
	Serve	11 OLIVEIRA W	Serve Hit						
36	Spike	10 LEITE R	Spike +	4	20-16		Block	2 YOSHIDA H	Fault
	Serve	11 OLIVEIRA W	Serve Hit						
37			Opp error +	5	21-16		Spike	9 TANAKA K	Fault
							TIMEOUT		
	Serve	11 OLIVEIRA W	Serve Hit						
38			Opp error +	6	22-16		Spike	9 TANAKA K	Fault
	Serve	11 OLIVEIRA W	Serve Hit						
39	Block	12 REBOLCAS D	Fault	5	22-17		+ Spike	9 TANAKA K	Spike
							Sub	9 TANAKA K	Out
								11 TANABE T	In
	Serve	11 TANABE T	Serve Hit						
40	Spike	12 REBOLCAS D	Spike +	6	23-17		Dig	5 NAKAYAMA K	Fault
	Sub	3 GOMES G	Out				Sub	11 TANABE T	Out
		9 ANUNCIACAO W	In					9 TANAKA K	In
	Serve	10 LEITE R	Serve Hit						
41			Opp error +	7	24-17		Set	2 YOSHIDA H	Fault
	Serve	10 LEITE R	Serve Hit						
42	Block	5 SILVA D	Fault	6	24-18		+ Spike	1 KANAO S	Spike



PLAY BY PLAY

比赛回合文字播报

SET 1

Rally	BRA - Brazil			Lead	Score	Lead	JPN - Japan		
43	Block	12 REBOLCAS D	Fault	5	24-19		+ Serve	7 YONEZAWA A	Aces
							Serve	7 YONEZAWA A	Serve Hit
44	Spike	9 ANUNCIACAO W	Fault	4	24-20		+ Block	1 KANAO S	Kill Block
45			Opp error	+	5	25-20		Serve	7 YONEZAWA A

SET 2

Rally	BRA - Brazil			Lead	Score	Lead	JPN - Japan		
	Serve	3 GOMES G	Serve Hit						
46	Spike	10 LEITE R	Spike	+	1	1-0		Dig	9 TANAKA K
47	Serve	3 GOMES G	Aces	+	2	2-0		Reception	1 KANAO S
	Serve	3 GOMES G	Serve Hit						
48	Block	11 OLIVEIRA W	Fault	1	2-1		+ Spike	9 TANAKA K	Spike
							Serve	4 YAMAMOTO A	Serve Hit
49	Spike	8 FREITAS G	Spike	+	2	3-1		T E A M	Fault
	Serve	8 FREITAS G	Serve Hit						
50	Spike	5 SILVA D	Spike	+	3	4-1		Dig	8 TAKASAGO S
	Serve	8 FREITAS G	Serve Hit						
51	Block	11 OLIVEIRA W	Fault	2	4-2		+ Spike	7 YONEZAWA A	Spike
							Serve	5 NAKAYAMA K	Serve Hit
52	Block	5 SILVA D	Fault	1	4-3		+ Spike	9 TANAKA K	Spike
							Serve	5 NAKAYAMA K	Serve Hit
53	Spike	5 SILVA D	Spike	+	2	5-3		Block	9 TANAKA K
	Serve	11 OLIVEIRA W	Serve Hit						
54			Opp error	+	3	6-3		Block	2 YOSHIDA H
	Serve	11 OLIVEIRA W	Serve Hit						
55	Block	12 REBOLCAS D	Kill Block	+	4	7-3		Spike	9 TANAKA K
	Serve	11 OLIVEIRA W	Serve Hit						
56	Dig	5 SILVA D	Fault	3	7-4		+ Spike	9 TANAKA K	Spike
57			Opp error	+	4	8-4		Serve	9 TANAKA K
	Serve	10 LEITE R	Serve Hit						
58	Block	3 GOMES G	Fault	3	8-5		+		Opp error
							Serve	7 YONEZAWA A	Serve Hit
59	Block	3 GOMES G	Kill Block	+	4	9-5		Block	2 YOSHIDA H
	Serve	5 SILVA D	Serve Hit						
60	Spike	8 FREITAS G	Spike	+	5	10-5		Dig	1 KANAO S
	Serve	5 SILVA D	Serve Hit						
61			Opp error	+	6	11-5		Block	1 KANAO S
									TIMEOUT
	Serve	5 SILVA D	Serve Hit						
62	Block	12 REBOLCAS D	Kill Block	+	7	12-5		Spike	4 YAMAMOTO A
	Serve	5 SILVA D	Serve Hit						
63	Spike	8 FREITAS G	Fault	6	12-6		+		Opp error
	Sub	5 SILVA D	Out						
		4 ARANTES S	In						
							Serve	2 YOSHIDA H	Serve Hit
64	Spike	8 FREITAS G	Fault	5	12-7		+ Block	5 NAKAYAMA K	Kill Block
							Serve	2 YOSHIDA H	Serve Hit
65	Spike	3 GOMES G	Spike	+	6	13-7		Dig	9 TANAKA K



PLAY BY PLAY

比赛回合文字播报

SET 2

Rally	BRA - Brazil			Lead	Score	Lead	JPN - Japan		
66	Serve	12 REBOLCAS D	Serve Hit						
	Block	11 OLIVEIRA W	Fault	5	13-8	+			Opp error
67	Block	8 FREITAS G	Kill Block	+	6	14-8	Serve	1 KANAO S	Serve Hit
							Spike	9 TANAKA K	Fault
	Sub	3 GOMES G	Out						
		6 SANTOS D	In						
68	Serve	6 SANTOS D	Serve Hit						
	Spike	10 LEITE R	Spike	+	7	15-8	Dig	9 TANAKA K	Fault
69	Serve	6 SANTOS D	Serve Hit						
	Dig	11 OLIVEIRA W	Fault	6	15-9	+			Opp error
							Sub	4 YAMAMOTO A	Out
								3 MINAKAWA T	In
70	Block	8 FREITAS G	Fault	5	15-10	+	Serve	3 MINAKAWA T	Serve Hit
							Spike	7 YONEZAWA A	Spike
71	Block	8 FREITAS G	Kill Block	+	6	16-10	Serve	3 MINAKAWA T	Serve Hit
							Dig	2 YOSHIDA H	Fault
72	Serve	8 FREITAS G	Serve Hit						
	Spike	4 ARANTES S	Spike	+	7	17-10	Block	9 TANAKA K	Fault
73	Serve	8 FREITAS G	Serve Hit						
	Spike	11 OLIVEIRA W	Spike	+	8	18-10	Dig	8 TAKASAGO S	Fault
							TIMEOUT		
74	Serve	8 FREITAS G	Serve Hit						
	Dig	1 MELLO R	Fault	7	18-11	+	Spike	9 TANAKA K	Spike
75			Opp error	+	8	19-11	Serve	5 NAKAYAMA K	Serve Hit
							Spike	7 YONEZAWA A	Fault
76	Serve	11 OLIVEIRA W	Serve Hit						
	Spike	4 ARANTES S	Spike	+	9	20-11	Block	2 YOSHIDA H	Fault
77	Serve	11 OLIVEIRA W	Serve Hit						
	Spike	12 REBOLCAS D	Fault	8	20-12	+			Opp error
							Sub	9 TANAKA K	Out
								10 TAKEDA Y	In
78	Spike	4 ARANTES S	Fault	7	20-13	+	Serve	10 TAKEDA Y	Serve Hit
									Opp error
79	Block	12 REBOLCAS D	Kill Block	+	8	21-13	Serve	10 TAKEDA Y	Serve Hit
							Dig	7 YONEZAWA A	Fault
							Sub	10 TAKEDA Y	Out
								9 TANAKA K	In
80	Serve	10 LEITE R	Serve Hit						
	Spike	6 SANTOS D	Spike	+	9	22-13	Dig	8 TAKASAGO S	Fault
81	Serve	10 LEITE R	Serve Hit						
	Spike	12 REBOLCAS D	Fault	8	22-14	+			Opp error
							Sub	3 MINAKAWA T	Out
								4 YAMAMOTO A	In
82	Spike	6 SANTOS D	Spike	+	9	23-14	Serve	7 YONEZAWA A	Serve Hit
							Block	1 KANAO S	Fault
83	Serve	4 ARANTES S	Serve Hit						
	Spike	12 REBOLCAS D	Fault	8	23-15	+			Opp error
84							Serve	2 YOSHIDA H	Serve Hit
	Reception	1 MELLO R	Fault	7	23-16	+	Spike	4 YAMAMOTO A	Spike



PLAY BY PLAY

比赛回合文字播报

SET 2

Rally	BRA - Brazil				Lead	Score	Lead	JPN - Japan		
								Serve	2 YOSHIDA H	Serve Hit
85	Block	6 SANTOS D	Kill Block	+	8	24-16		Dig	2 YOSHIDA H	Fault
86	Serve	12 REBOLCAS D	Fault		7	24-17		+		Opp error
								Serve	1 KANAO S	Serve Hit
87	Spike	11 OLIVEIRA W	Spike	+	8	25-17		Block	5 NAKAYAMA K	Fault

SET 3

Rally	BRA - Brazil				Lead	Score	Lead	JPN - Japan		
								Serve	1 KANAO S	Serve Hit
88	Spike	11 OLIVEIRA W	Spike	+	1	1-0			T E A M	Fault
	Serve	6 SANTOS D	Serve Hit							
89	Spike	8 FREITAS G	Spike	+	2	2-0		Dig	4 YAMAMOTO A	Fault
	Serve	6 SANTOS D	Serve Hit							
90	Dig	4 ARANTES S	Fault		1	2-1		+	Spike	9 TANAKA K
										Spike
91			Opp error	+	2	3-1		Serve	4 YAMAMOTO A	Serve Hit
								Dig	2 YOSHIDA H	Fault
92	Serve	8 FREITAS G	Serve Hit					+	Spike	9 TANAKA K
	Block	4 ARANTES S	Fault		1	3-2				Spike
93			Opp error	+	2	4-2		Serve	5 NAKAYAMA K	Serve Hit
								Block	9 TANAKA K	Fault
94	Serve	11 OLIVEIRA W	Serve Hit							
			Opp error	+	3	5-2		Block	7 YONEZAWA A	Fault
95	Serve	11 OLIVEIRA W	Serve Hit							
	Spike	6 SANTOS D	Fault		2	5-3		+		Opp error
96	Spike	7 SILVA G	Fault		1	5-4		Serve	9 TANAKA K	Serve Hit
								+		Opp error
97	Spike	7 SILVA G	Spike	+	2	6-4		Serve	9 TANAKA K	Serve Hit
								Dig	5 NAKAYAMA K	Fault
98	Serve	10 LEITE R	Serve Hit							
			Opp error	+	3	7-4		Reception	2 YOSHIDA H	Fault
99	Serve	10 LEITE R	Serve Hit							
	Dig	1 MELLO R	Fault		2	7-5		+	Spike	1 KANAO S
										Spike
100	Spike	7 SILVA G	Spike	+	3	8-5		Serve	7 YONEZAWA A	Serve Hit
									T E A M	Fault
101	Serve	4 ARANTES S	Serve Hit							
			Opp error	+	4	9-5		Spike	1 KANAO S	Fault
102	Serve	4 ARANTES S	Serve Hit							
	Block	7 SILVA G	Kill Block	+	5	10-5		Spike	4 YAMAMOTO A	Fault
103	Serve	4 ARANTES S	Serve Hit							
	Dig	6 SANTOS D	Fault		4	10-6		+	Block	4 YAMAMOTO A
										Kill Block
104	Spike	6 SANTOS D	Spike	+	5	11-6		Serve	2 YOSHIDA H	Serve Hit
								Dig	9 TANAKA K	Fault
105	Serve	7 SILVA G	Serve Hit							
	Block	11 OLIVEIRA W	Fault		4	11-7		+		Opp error
106	Spike	11 OLIVEIRA W	Spike	+	5	12-7		Serve	1 KANAO S	Serve Hit
								Block	5 NAKAYAMA K	Fault
107	Serve	6 SANTOS D	Serve Hit							
	Dig	1 MELLO R	Fault		4	12-8		+	Spike	9 TANAKA K
										Spike



PLAY BY PLAY

比赛回合文字播报

SET 3

Rally	BRA - Brazil				Lead	Score	Lead	JPN - Japan			
108	Spike	10	LEITE R	Spike	+	5	13-8	Serve	4	YAMAMOTO A	Serve Hit
	Block							Block	9	TANAKA K	Fault
109	Serve	8	FREITAS G	Serve Hit				Spike	1	KANAO S	Fault
				Opp error	+	6	14-8				
110	Serve	8	FREITAS G	Serve Hit				Block	9	TANAKA K	Fault
	Spike	10	LEITE R	Spike	+	7	15-8				
111	Serve	8	FREITAS G	Serve Hit				Spike	9	TANAKA K	Fault
				Opp error	+	8	16-8				
112	Serve	8	FREITAS G	Serve Hit				Spike	9	TANAKA K	Fault
				Opp error	+	9	17-8				
113	Serve	8	FREITAS G	Serve Hit				Spike	7	YONEZAWA A	Fault
	Block	11	OLIVEIRA W	Kill Block	+	10	18-8	Sub	7	YONEZAWA A	Out
								3	MINAKAWA T	In	
114	Serve	8	FREITAS G	Serve Hit				Block	9	TANAKA K	Fault
				Opp error	+	11	19-8				
115	Serve	8	FREITAS G	Serve Hit				Spike	3	MINAKAWA T	Fault
				Opp error	+	12	20-8				
								TIMEOUT			
116	Serve	8	FREITAS G	Serve Hit				Dig	8	TAKASAGO S	Fault
	Block	11	OLIVEIRA W	Kill Block	+	13	21-8				
117	Serve	8	FREITAS G	Serve Hit				Dig	1	KANAO S	Fault
	Spike	10	LEITE R	Spike	+	14	22-8				
								TIMEOUT			
								Sub	3	MINAKAWA T	Out
								7	YONEZAWA A	In	
118	Serve	8	FREITAS G	Serve Hit				Spike	9	TANAKA K	Fault
	Block	11	OLIVEIRA W	Kill Block	+	15	23-8				
119	Serve	8	FREITAS G	Serve Hit				+ Spike	1	KANAO S	Spike
	Dig	11	OLIVEIRA W	Fault		14	23-9				
120	Spike	10	LEITE R	Spike	+	15	24-9	Serve	5	NAKAYAMA K	Serve Hit
								Dig	5	NAKAYAMA K	Fault
121	Serve	11	OLIVEIRA W	Serve Hit				+ Spike	9	TANAKA K	Spike
	Block	7	SILVA G	Fault		14	24-10				
								Sub	9	TANAKA K	Out
								10	TAKEDA Y	In	
122	Serve			Serve Hit				Serve	10	TAKEDA Y	Serve Hit
	Spike	7	SILVA G	Spike	+	15	25-10	Block	7	YONEZAWA A	Fault

Legend:

+ Point scored by team Opp Opponent Sub Substitution



MATCH RESULT

比赛结果表

P2

Match Duration: 1h10m
Spectators: 1,000

BRA vs JPN
3 vs 0

Team	Sets	1	2	3	Total
BRA	3	25	25	25	75
JPN	0	20	17	10	47
Playing Time		24m	21m	19m	1h04m

First Referee: AN Qi (CHN)

Second Referee: MEULENKAMP Martijn (NED)

BRA - BRAZIL								
No	C/L	Name	1	2	3	4	5	Pts
1	L	MELLO Rodrigo	L	L	L			0
2		SILVA Claudio						0
3		GOMES Guilherme	2	1				4
4		ARANTES Samuel		5	6			2
5		SILVA Daniel	6	5				7
6		SANTOS Deivisson		3	2			4
7		SILVA Gilberto	1		1			5
8		FREITAS Giovanni	3	2	3			6
9		ANUNCIACAO Wellington	3					0
10	C	LEITE Renato	5	4	5			10
11		OLIVEIRA Wescley	4	3	4			10
12		REBOLCAS Diogo	7	6				5
Head Coach:		RIBEIRO Amauri (BRA)						
Assistant Coach:		SILVESTRIN Adriano (BRA)						

JPN - JAPAN								
No	C/L	Name	1	2	3	4	5	Pts
1		KANAO Satoshi	1	1	1			5
2		YOSHIDA Hitoshi	6	6	6			0
3		MINAKAWA Tetsuo		4	7			0
4		YAMAMOTO Arata	2	2	2			5
5		NAKAYAMA Kaname	3	3	3			1
6		AZUMA Shun						0
7		YONEZAWA Atsushi	5	5	5			5
8	L	TAKASAGO Susumu	L	L	L			0
9		TANAKA Koji	4	4	4			13
10		TAKEDA Yoshihito		9	9			0
11	C	TANABE Tsutomu	9					0
12		KANEDA Susumu						0
Head Coach:		TOMITA Keizo (JPN)						
Assistant Coach:		SUZUKI Hideaki (JPN)						

TEAM AND PLAYER PERFORMANCES

Won	Total Atts	No	Name
34	85	Total Team	
10	17	10	LEITE Renato
7	12	11	OLIVEIRA Wescley
4	12	7	SILVA Gilberto
15	57	Total Team	
4	13	12	REBOLCAS Diogo
3	10	11	OLIVEIRA Wescley
3	9	8	FREITAS Giovanni
4	73	Total Team	
3	10	5	SILVA Daniel
1	5	3	GOMES Guilherme
22		Total Team	
75	215	Total Team	
10	37	11	OLIVEIRA Wescley

Scoring Skills
Spike
Block
Serve
Opp Error
Total
Best Scorer

Won	Total Atts	No	Name
24	95	Total Team	
13	36	9	TANAKA Koji
4	21	7	YONEZAWA Atsushi
4	11	4	YAMAMOTO Arata
3	41	Total Team	
1	9	1	KANAO Satoshi
1	7	5	NAKAYAMA Kaname
1	2	4	YAMAMOTO Arata
2	49	Total Team	
1	9	1	KANAO Satoshi
1	8	7	YONEZAWA Atsushi
18		Total Team	
47	185	Total Team	
13	51	9	TANAKA Koji

Legend:			
Atts	Attempts	C	Team Captain
L	Libero Player	L	Libero Player
[L]	Substitute Libero	Opp	Opponent
[nn]	Starting Line-Up where n=starting position on Court (i.e. positions 1 to 6)	Pts	Points scored
[nn]	Substitute where nn=jersey number of out going player		



MATCH STATISTICS

比赛技术统计

P3

Match Duration: 1h10m
Spectators: 1,000




BRA vs JPN
3 vs 0

Team	Sets	1	2	3	Total
BRA	3	25	25	25	75
JPN	0	20	17	10	47
Playing Time		24m	21m	19m	1h04m

First Referee: AN Qi (CHN)

Second Referee: MEULENKAMP Martijn (NED)

BRA - BRAZIL

Scoring Spikers	Rk	No	Name	Spikes	Faults	Shots	Total Attempts	Eff %
	1	10	LEITE Renato	10	1	6	17	52.94
		11	OLIVEIRA Wescley	7	-	5	12	
		7	SILVA Gilberto	4	4	4	12	
		8	FREITAS Giovanni	3	2	6	11	
		12	REBOLCAS Diogo	1	4	6	11	
		5	SILVA Daniel	3	1	6	10	
		4	ARANTES Samuel	2	1	2	5	
		6	SANTOS Deivisson	3	1	-	4	
		3	GOMES Guilherme	1	-	1	2	
		9	ANUNCIACAO Wellington	-	1	-	1	
		1	MELLO Rodrigo	-	-	-	-	
		2	SILVA Claudio	-	-	-	-	
	Limit 15.00 %	Team Totals			34	15	36	85
Scoring Blockers	Rk	No	Name	Kill Blocks	Faults	Rebounds	Total Attempts	Avg by Set
	1	12	REBOLCAS Diogo	4	3	6	13	1.33
	2	11	OLIVEIRA Wescley	3	4	3	10	1.00
	2	8	FREITAS Giovanni	3	1	5	9	1.00
	4	3	GOMES Guilherme	2	1	3	6	0.67
	5	5	SILVA Daniel	1	2	5	8	0.33
	5	7	SILVA Gilberto	1	1	1	3	0.33
	5	6	SANTOS Deivisson	1	-	-	1	0.33
	8	10	LEITE Renato	-	1	4	5	0.00
	8	4	ARANTES Samuel	-	1	1	2	0.00
		1	MELLO Rodrigo	-	-	-	-	
	2	SILVA Claudio	-	-	-	-		
	9	ANUNCIACAO Wellington	-	-	-	-		
	Team Totals			15	14	28	57	5.00
Scoring Servers	Rk	No	Name	Aces	Faults	Serve Hits	Total Attempts	Avg by Set
	1	5	SILVA Daniel	3	-	7	10	1.00
	2	3	GOMES Guilherme	1	-	4	5	0.33
	3	8	FREITAS Giovanni	-	-	20	20	0.00
	3	11	OLIVEIRA Wescley	-	-	15	15	0.00
	3	10	LEITE Renato	-	-	8	8	0.00
	3	6	SANTOS Deivisson	-	-	5	5	0.00
	3	12	REBOLCAS Diogo	-	1	4	5	0.00
	3	4	ARANTES Samuel	-	-	4	4	0.00
	3	7	SILVA Gilberto	-	-	1	1	0.00
		1	MELLO Rodrigo	-	-	-	-	
	2	SILVA Claudio	-	-	-	-		
	9	ANUNCIACAO Wellington	-	-	-	-		
	Team Totals			4	1	68	73	1.33
Team	Opponent Errors & Team Faults			22	1			



MATCH STATISTICS

比赛技术统计

P3

Match Duration: 1h10m
Spectators: 1,000




BRA vs JPN
3 vs 0

Team	Sets	1	2	3	Total
BRA	3	25	25	25	75
JPN	0	20	17	10	47
Playing Time		24m	21m	19m	1h04m

First Referee: AN Qi (CHN)

Second Referee: MEULENKAMP Martijn (NED)

BRA - BRAZIL

Non-scoring Diggers		Rk	No	Name	Digs	Faults	Receptions	Total Attempts	Avg by Set	
		1	8	FREITAS Giovanni	9	-	1	10	3.00	
		2	10	LEITE Renato	7	1	4	12	2.33	
		3	1	MELLO Rodrigo	6	6	-	12	2.00	
		3	4	ARANTES Samuel	6	1	2	9	2.00	
		5	5	SILVA Daniel	5	3	2	10	1.67	
		6	3	GOMES Guilherme	4	-	2	6	1.33	
		6	11	OLIVEIRA Wesley	4	2	-	6	1.33	
		6	7	SILVA Gilberto	4	-	-	4	1.33	
		9	12	REBOLCAS Diogo	2	-	2	4	0.67	
		9	6	SANTOS Deivisson	2	1	1	4	0.67	
				2	SILVA Claudio	-	-	-	-	-
				9	ANUNCIACAO Wellington	-	-	-	-	-
Team Totals					49	14	14	77	16.33	
Non-scoring Setters		Rk	No	Name	Running Sets	Faults	Still Sets	Total Attempts	Avg by Set	
		1	3	GOMES Guilherme	1	-	26	27	0.33	
		1	6	SANTOS Deivisson	1	-	13	14	0.33	
		3	10	LEITE Renato	-	-	24	24	0.00	
		3	8	FREITAS Giovanni	-	-	4	4	0.00	
		3	1	MELLO Rodrigo	-	-	3	3	0.00	
		3	5	SILVA Daniel	-	-	1	1	0.00	
		3	11	OLIVEIRA Wesley	-	-	1	1	0.00	
				2	SILVA Claudio	-	-	-	-	-
				4	ARANTES Samuel	-	-	-	-	-
				7	SILVA Gilberto	-	-	-	-	-
				9	ANUNCIACAO Wellington	-	-	-	-	-
				12	REBOLCAS Diogo	-	-	-	-	-
Team Totals					2	-	72	74	0.67	
Non-scoring Receivers		Rk	No	Name	Excellents	Faults	Serve Receptions	Total Attempts	Succ %	
		1	1	MELLO Rodrigo	21	2	1	24	87.50	
			5	SILVA Daniel	4	-	1	5		
			4	ARANTES Samuel	3	-	1	4		
			8	FREITAS Giovanni	3	-	-	3		
			3	GOMES Guilherme	2	-	-	2		
			6	SANTOS Deivisson	2	-	-	2		
			10	LEITE Renato	1	-	-	1		
			2	SILVA Claudio	-	-	-	-		
			7	SILVA Gilberto	-	-	-	-		
			9	ANUNCIACAO Wellington	-	-	-	-		
			11	OLIVEIRA Wesley	-	-	-	-		
			12	REBOLCAS Diogo	-	-	-	-		
Team Totals					36	2	3	41	87.80	
Limit		25.00 %								

Legend:	Avg	Eff%	Efficiency	Rk	Rank	Succ %	Success %
---------	-----	------	------------	----	------	--------	-----------



MATCH STATISTICS

比赛技术统计

P3

Match Duration: 1h10m
Spectators: 1,000




BRA vs JPN
3 vs 0

Team	Sets	1	2	3	Total
BRA	3	25	25	25	75
JPN	0	20	17	10	47
Playing Time		24m	21m	19m	1h04m

First Referee: AN Qi (CHN)

Second Referee: MEULENKAMP Martijn (NED)

JPN - JAPAN

Scoring Spikers	Rk	No	Name	Spikes	Faults	Shots	Total Attempts	Eff %
	1	9	TANAKA Koji	13	8	15	36	13.89
	2	7	YONEZAWA Atsushi	4	2	15	21	9.52
	3	1	KANAO Satoshi	3	2	12	17	5.88
	4	4	YAMAMOTO Arata	4	2	5	11	
	2	2	YOSHIDA Hitoshi	-	3	4	7	
	5	5	NAKAYAMA Kaname	-	-	2	2	
	3	3	MINAKAWA Tetsuo	-	1	-	1	
	6	6	AZUMA Shun	-	-	-	-	
	8	8	TAKASAGO Susumu	-	-	-	-	
	10	10	TAKEDA Yoshihito	-	-	-	-	
	11	11	TANABE Tsutomu	-	-	-	-	
	12	12	KANEDA Susumu	-	-	-	-	
Limit	15.00 %							
Team Totals				24	18	53	95	6.32
Scoring Blockers	Rk	No	Name	Kill Blocks	Faults	Rebounds	Total Attempts	Avg by Set
	1	1	KANAO Satoshi	1	4	4	9	0.33
	1	5	NAKAYAMA Kaname	1	3	3	7	0.33
	1	4	YAMAMOTO Arata	1	1	-	2	0.33
	4	2	YOSHIDA Hitoshi	-	5	4	9	0.00
	4	9	TANAKA Koji	-	6	2	8	0.00
	4	7	YONEZAWA Atsushi	-	3	3	6	0.00
	3	3	MINAKAWA Tetsuo	-	-	-	-	
	6	6	AZUMA Shun	-	-	-	-	
	8	8	TAKASAGO Susumu	-	-	-	-	
	10	10	TAKEDA Yoshihito	-	-	-	-	
	11	11	TANABE Tsutomu	-	-	-	-	
	12	12	KANEDA Susumu	-	-	-	-	
Team Totals				3	22	16	41	1.00
Scoring Servers	Rk	No	Name	Aces	Faults	Serve Hits	Total Attempts	Avg by Set
	1	1	KANAO Satoshi	1	-	8	9	0.33
	1	7	YONEZAWA Atsushi	1	1	6	8	0.33
	3	5	NAKAYAMA Kaname	-	-	7	7	0.00
	3	9	TANAKA Koji	-	2	5	7	0.00
	3	2	YOSHIDA Hitoshi	-	-	6	6	0.00
	3	4	YAMAMOTO Arata	-	-	6	6	0.00
	3	10	TAKEDA Yoshihito	-	-	3	3	0.00
	3	3	MINAKAWA Tetsuo	-	-	2	2	0.00
	3	11	TANABE Tsutomu	-	-	1	1	0.00
	6	6	AZUMA Shun	-	-	-	-	
	8	8	TAKASAGO Susumu	-	-	-	-	
	12	12	KANEDA Susumu	-	-	-	-	
Team Totals				2	3	44	49	0.67
Team	Opponent Errors & Team Faults			18	5			



MATCH STATISTICS

比赛技术统计

P3

Match Duration: 1h10m
Spectators: 1,000




BRA vs JPN
3 vs 0

Team	Sets	1	2	3	Total
BRA	3	25	25	25	75
JPN	0	20	17	10	47
Playing Time		24m	21m	19m	1h04m

First Referee: AN Qi (CHN)

Second Referee: MEULENKAMP Martijn (NED)

JPN - JAPAN

Non-scoring Diggers		Rk	No	Name	Digs	Faults	Receptions	Total Attempts	Avg by Set
	1	9	TANAKA Koji	9	4	2	15	3.00	
	2	1	KANAO Satoshi	8	4	1	13	2.67	
	3	8	TAKASAGO Susumu	6	5	4	15	2.00	
	3	5	NAKAYAMA Kaname	6	5	2	13	2.00	
	5	7	YONEZAWA Atsushi	4	1	3	8	1.33	
	6	2	YOSHIDA Hitoshi	3	3	5	11	1.00	
	7	4	YAMAMOTO Arata	1	1	2	4	0.33	
	8	3	MINAKAWA Tetsuo	-	-	1	1	0.00	
		6	AZUMA Shun	-	-	-	-	-	
		10	TAKEDA Yoshihito	-	-	-	-	-	
		11	TANABE Tsutomu	-	-	-	-	-	
		12	KANEDA Susumu	-	-	-	-	-	
Team Totals				37	23	20	80	12.33	
Non-scoring Setters		Rk	No	Name	Running Sets	Faults	Still Sets	Total Attempts	Avg by Set
	1	2	YOSHIDA Hitoshi	2	1	34	37	0.67	
	1	5	NAKAYAMA Kaname	2	-	33	35	0.67	
	3	1	KANAO Satoshi	1	-	3	4	0.33	
	4	7	YONEZAWA Atsushi	-	-	3	3	0.00	
	4	9	TANAKA Koji	-	-	2	2	0.00	
	4	3	MINAKAWA Tetsuo	-	-	1	1	0.00	
		4	YAMAMOTO Arata	-	-	-	-	-	
		6	AZUMA Shun	-	-	-	-	-	
		8	TAKASAGO Susumu	-	-	-	-	-	
		10	TAKEDA Yoshihito	-	-	-	-	-	
		11	TANABE Tsutomu	-	-	-	-	-	
		12	KANEDA Susumu	-	-	-	-	-	
Team Totals				5	1	76	82	1.67	
Non-scoring Receivers		Rk	No	Name	Excellents	Faults	Serve Receptions	Total Attempts	Succ %
	1	1	KANAO Satoshi	17	1	4	22	77.27	
		8	TAKASAGO Susumu	12	-	1	13		
		9	TANAKA Koji	9	-	1	10		
		2	YOSHIDA Hitoshi	8	1	-	9		
		7	YONEZAWA Atsushi	8	1	-	9		
		5	NAKAYAMA Kaname	3	-	-	3		
		3	MINAKAWA Tetsuo	-	-	-	-		
		4	YAMAMOTO Arata	-	-	-	-		
		6	AZUMA Shun	-	-	-	-		
		10	TAKEDA Yoshihito	-	-	-	-		
		11	TANABE Tsutomu	-	-	-	-		
		12	KANEDA Susumu	-	-	-	-		
Team Totals				57	3	6	66	86.36	
Limit		25.00 %							

Legend:	Avg	Eff%	Rk	Succ %
Average	Efficiency	Rank	Success %	



START LIST

参赛名单

EGY vs JPN

P1

First Referee: XIA Xin (CHN)

Second Referee: CAMPBELL Joseph (USA)

EGY - EGYPT Uniform Colour: RED

No	C/L	Name	Sport Class	Date of Birth	Tournament Totals				
					Spike	Block	Serve	Total	%
1		ELSHWIKH Hesham Salah	D	2 FEB 1975	11	6	4	21	23.60
2		SOLIMAN Ahmed Mohamed	D	12 APR 1987	5	1	1	7	7.87
3		ABD ELAAL Abd Elaal Mohamed	D	7 DEC 1973	0	0	0	0	0.00
4		ABD ALLA Ashraf Zaghloul	D	24 FEB 1974	9	3	3	15	16.85
5	C	ELBAHAHEY Taher Adel	D	9 JUN 1972	3	2	2	7	7.87
6		EMARA Mohamed Abd Elhamed	D	17 OCT 1971	2	1	1	4	4.49
7	L	HASSANEIN Salah Atta	D	9 SEP 1974	0	0	0	0	0.00
8		MASSOUD Hossam Massoud	D	13 JUN 1979	0	0	0	0	0.00
9		MOSSA El Saad	D	28 MAY 1979	6	5	1	12	13.48
10		ABDEL-LATIF Abdel Nabi Hassan	D	18 JUN 1972	0	0	0	0	0.00
11		ABD ELLATIF Rezek	D	8 JAN 1978	0	0	0	0	0.00
12		ABOUELYAZEID Mohamed A.	D	29 MAR 1979	17	6	0	23	25.84

Head Coach: de HAAN Jouke (EGY)

Assistant: ELAIUTY Mosaad Rashad (EGY)

Results in these Paralympic Games	Phase	Opponent	Sets	Points per Set
	Preliminary-Pool B	IRI	0 - 3	25-27, 12-25, 18-25
	Preliminary-Pool B	BRA	3 - 0	25-8, 25-14, 25-17

JPN - JAPAN Uniform Colour: BLACK

No	C/L	Name	Sport Class	Date of Birth	Tournament Totals				
					Spike	Block	Serve	Total	%
1		KANAO Satoshi	D	21 SEP 1971	5	1	1	7	19.44
2		YOSHIDA Hitoshi	D	13 OCT 1966	1	0	0	1	2.78
3		MINAKAWA Tetsuo	D	4 APR 1981	0	0	0	0	0.00
4		YAMAMOTO Arata	MD	6 JUN 1974	4	1	0	5	13.89
5		NAKAYAMA Kaname	D	24 JUL 1975	0	1	0	1	2.78
6		AZUMA Shun	D	19 MAY 1985	0	0	0	0	0.00
7		YONEZAWA Atsushi	D	26 JAN 1974	4	0	1	5	13.89
8	L	TAKASAGO Susumu	D	29 NOV 1973	0	0	0	0	0.00
9		TANAKA Koji	D	26 AUG 1967	16	0	1	17	47.22
10		TAKEDA Yoshihito	D	1 JUN 1967	0	0	0	0	0.00
11	C	TANABE Tsutomu	D	15 APR 1963	0	0	0	0	0.00
12		KANEDA Susumu	D	8 DEC 1959	0	0	0	0	0.00

Head Coach: TOMITA Keizo (JPN)

Assistant: SUZUKI Hideaki (JPN)

Results in these Paralympic Games	Phase	Opponent	Sets	Points per Set
	Preliminary-Pool B	BRA	0 - 3	20-25, 17-25, 10-25
	Preliminary-Pool B	IRI	0 - 3	7-25, 7-25, 5-25

Legend: % Percent of total team scoring C Team Captain L Libero Player



PLAY BY PLAY

比赛回合文字播报

Match Duration: 1h02m
Spectators: 600

EGY vs JPN
3 vs 0

Team	Sets	1	2	3	Total
EGY	3	25	25	25	75
JPN	0	8	11	15	34
Playing Time		16m	19m	21m	56m

First Referee: XIA Xin (CHN)

Second Referee: CAMPBELL Joseph (USA)

SET 1

Rally	EGY - Egypt			Lead	Score	Lead	JPN - Japan		
1	Serve	5 ELBAHAHEY TA	Serve Hit						
	Block	2 SOLIMAN AM	Kill Block +	1	1-0		Dig	1 KANAO S	Fault
2	Serve	5 ELBAHAHEY TA	Serve Hit						
	Spike	1 ELSHWIKH HS	Spike +	2	2-0		Dig	7 YONEZAWA A	Fault
3	Serve	5 ELBAHAHEY TA	Serve Hit						
			Opp error +	3	3-0		Dig	1 KANAO S	Fault
4	Serve	5 ELBAHAHEY TA	Serve Hit						
	Spike	1 ELSHWIKH HS	Spike +	4	4-0		Block	4 YAMAMOTO A	Fault
5	Serve	5 ELBAHAHEY TA	Fault	3	4-1				Opp error
							Serve	4 YAMAMOTO A	Serve Hit
6	Spike	1 ELSHWIKH HS	Spike +	4	5-1			T E A M	Fault
	Serve	2 SOLIMAN AM	Serve Hit						
7	Block	4 ABD ALLA AZ	Kill Block +	5	6-1		Dig	5 NAKAYAMA K	Fault
	Serve	2 SOLIMAN AM	Serve Hit						
8			Opp error +	6	7-1		Spike	7 YONEZAWA A	Fault
	Serve	2 SOLIMAN AM	Fault	5	7-2				Opp error
10	Spike	4 ABD ALLA AZ	Spike +	6	8-2		Serve	5 NAKAYAMA K	Serve Hit
	Serve	1 ELSHWIKH HS	Fault	5	8-3			T E A M	Fault
11	Serve	1 ELSHWIKH HS	Fault	5	8-3				Opp error
							Serve	9 TANAKA K	Serve Hit
12	Spike	9 MOSSA ES	Spike +	6	9-3		Dig	9 TANAKA K	Fault
	Serve	9 MOSSA ES	Serve Hit						
13	Spike	12 ABOUELYAZEID MA	Spike +	7	10-3		Dig	8 TAKASAGO S	Fault
	Serve	9 MOSSA ES	Aces +	8	11-3		Reception	8 TAKASAGO S	Fault
15	Serve	9 MOSSA ES	Serve Hit						
	Block	5 ELBAHAHEY TA	Kill Block +	9	12-3		Dig	2 YOSHIDA H	Fault
TIMEOUT									
16	Serve	9 MOSSA ES	Serve Hit						
			Opp error +	10	13-3		Spike	7 YONEZAWA A	Fault
17	Serve	9 MOSSA ES	Serve Hit						
	Spike	12 ABOUELYAZEID MA	Fault	9	13-4				Opp error
18	Block	5 ELBAHAHEY TA	Fault	8	13-5		Serve	7 YONEZAWA A	Serve Hit
							+ Spike	1 KANAO S	Spike
19	Serve	9 MOSSA ES	Serve Hit				Serve	7 YONEZAWA A	Serve Hit
	Spike	5 ELBAHAHEY TA	Spike +	9	14-5		Block	2 YOSHIDA H	Fault
20	Serve	4 ABD ALLA AZ	Serve Hit						
	Dig	1 ELSHWIKH HS	Fault	8	14-6		+ Spike	4 YAMAMOTO A	Spike
21	Block	12 ABOUELYAZEID MA	Kill Block +	9	15-6		Serve	2 YOSHIDA H	Serve Hit
							Block	4 YAMAMOTO A	Fault



PLAY BY PLAY

比赛回合文字播报

SET 1

Rally	EGY - Egypt			Lead	Score	Lead	JPN - Japan		
22	Serve	12 ABOUELYAZEID MA	Serve Hit				Dig	9 TANAKA K	Fault
			Opp error +	10	16-6				
23	Serve	12 ABOUELYAZEID MA	Serve Hit				Dig	9 TANAKA K	Fault
	Spike	1 ELSHWIKH HS	Spike +	11	17-6				
24	Serve	12 ABOUELYAZEID MA	Serve Hit				Spike	5 NAKAYAMA K	Fault
	Block	5 ELBAHAHEY TA	Kill Block +	12	18-6				
25	Serve	12 ABOUELYAZEID MA	Serve Hit				Dig	9 TANAKA K	Fault
	Spike	2 SOLIMAN AM	Spike +	13	19-6				
							TIMEOUT		
	Sub	2 SOLIMAN AM	Out						
		11 ABD ELLATIF R	In						
26	Serve	12 ABOUELYAZEID MA	Serve Hit				Dig	9 TANAKA K	Fault
	Spike	11 ABD ELLATIF R	Spike +	14	20-6				
	Sub	5 ELBAHAHEY TA	Out						
		8 MASSOUD HM	In						
27	Serve	12 ABOUELYAZEID MA	Serve Hit				+ Spike	1 KANAO S	Spike
	Dig	1 ELSHWIKH HS	Fault	13	20-7		Serve	1 KANAO S	Serve Hit
28	Spike	11 ABD ELLATIF R	Spike +	14	21-7		Block	5 NAKAYAMA K	Fault
29	Serve	8 MASSOUD HM	Serve Hit				Dig	4 YAMAMOTO A	Fault
			Opp error +	15	22-7				
30	Serve	8 MASSOUD HM	Serve Hit				Dig	2 YOSHIDA H	Fault
	Spike	11 ABD ELLATIF R	Spike +	16	23-7		Sub	4 YAMAMOTO A	Out
							6 AZUMA S	In	
31	Serve	8 MASSOUD HM	Serve Hit				Spike	9 TANAKA K	Fault
	Block	11 ABD ELLATIF R	Kill Block +	17	24-7				
32	Serve	8 MASSOUD HM	Serve Hit				+ Spike	9 TANAKA K	Spike
	Block	11 ABD ELLATIF R	Fault	16	24-8		Serve	6 AZUMA S	Serve Hit
33	Spike	1 ELSHWIKH HS	Spike +	17	25-8		Dig	2 YOSHIDA H	Fault

SET 2

Rally	EGY - Egypt			Lead	Score	Lead	JPN - Japan		
34	Spike	2 SOLIMAN AM	Spike +	1	1-0		Serve	1 KANAO S	Serve Hit
							Block	9 TANAKA K	Fault
35	Serve	2 SOLIMAN AM	Serve Hit				Dig	1 KANAO S	Fault
	Block	1 ELSHWIKH HS	Kill Block +	2	2-0				
36	Serve	2 SOLIMAN AM	Serve Hit						
	Spike	1 ELSHWIKH HS	Fault	1	2-1		+ Opp error		
37	Spike	9 MOSSA ES	Spike +	2	3-1		Serve	4 YAMAMOTO A	Serve Hit
							Block	7 YONEZAWA A	Fault
38	Serve	1 ELSHWIKH HS	Serve Hit				Spike	1 KANAO S	Fault
			Opp error +	3	4-1				
39	Serve	1 ELSHWIKH HS	Serve Hit				Spike	7 YONEZAWA A	Fault
			Opp error +	4	5-1				
							TIMEOUT		
40	Serve	1 ELSHWIKH HS	Serve Hit				Set	5 NAKAYAMA K	Fault
			Opp error +	5	6-1				



PLAY BY PLAY

比赛回合文字播报

SET 2

Rally	EGY - Egypt			Lead	Score	Lead	JPN - Japan			
41	Serve	1 ELSHWIKH HS	Serve Hit	4	6-2	+			Opp error	
	Block	12 ABOUELYAZEID MA	Fault							
42	Spike	9 MOSSA ES	Fault	3	6-3	+		Serve	5 NAKAYAMA K	Serve Hit
43	Spike	12 ABOUELYAZEID MA	Spike	+	4	7-3		Serve	5 NAKAYAMA K	Serve Hit
									Block	9 TANAKA K
44	Spike	4 ABD ALLA AZ	Spike	+	5	8-3		Block	7 YONEZAWA A	Fault
45	Serve	9 MOSSA ES	Serve Hit	+	6	9-3		Spike	7 YONEZAWA A	Fault
46	Serve	9 MOSSA ES	Serve Hit	+	7	10-3		Spike	2 YOSHIDA H	Fault
47	Serve	9 MOSSA ES	Aces	+	8	11-3		Reception	8 TAKASAGO S	Fault
48	Serve	9 MOSSA ES	Aces	+	9	12-3		Reception	8 TAKASAGO S	Fault
49	Serve	9 MOSSA ES	Aces	+	10	13-3		Reception	5 NAKAYAMA K	Fault
50	Block	4 ABD ALLA AZ	Fault	9	13-4	+				Opp error
51		6 EMARA MAE	In	+	10	14-4		Serve	9 TANAKA K	Serve Hit
52	Spike	5 ELBAHAHEY TA	Fault	9	14-5	+				Opp error
53	Spike	12 ABOUELYAZEID MA	Spike	+	10	15-5		Serve	7 YONEZAWA A	Serve Hit
									Dig	7 YONEZAWA A
54	Serve	12 ABOUELYAZEID MA	Fault	9	15-6	+	Block	2 YOSHIDA H	Kill Block	
55	Spike	2 SOLIMAN AM	Fault	8	15-7	+	Block	2 YOSHIDA H	Serve Hit	
									4 YAMAMOTO A	Kill Block
56	Spike	12 ABOUELYAZEID MA	Spike	+	9	16-7		Serve	2 YOSHIDA H	Serve Hit
										1 KANAO S
57	Spike	12 ABOUELYAZEID MA	Spike	+	10	17-7		Dig	9 TANAKA K	Fault
58	Dig	8 MASSOUD HM	Fault	9	17-8	+	Spike	4 YAMAMOTO A	Spike	
59	Spike	6 EMARA MAE	Spike	+	10	18-8		Serve	1 KANAO S	Serve Hit
									Block	5 NAKAYAMA K
60	Serve	2 SOLIMAN AM	Aces	+	11	19-8		Reception	2 YOSHIDA H	Fault
61	Block	4 ABD ALLA AZ	Kill Block	+	12	20-8		Spike	4 YAMAMOTO A	Fault
TIMEOUT										
62	Spike	6 EMARA MAE	Spike	+	13	21-8		Dig	1 KANAO S	Fault
63	Serve	2 SOLIMAN AM	Fault	12	21-9	+				Opp error
64			Opp error	+	13	22-9		Serve	4 YAMAMOTO A	Fault
65	Serve	1 ELSHWIKH HS	Fault	12	22-10	+				Opp error
66	Block	4 ABD ALLA AZ	Kill Block	+	13	23-10		Serve	5 NAKAYAMA K	Serve Hit
									Spike	7 YONEZAWA A



PLAY BY PLAY

比赛回合文字播报

SET 2

Rally	EGY - Egypt				Lead	Score	Lead	JPN - Japan				
67	Serve	6	EMARA MAE	Serve Hit	14	24-10		Spike	7	YONEZAWA A	Fault	
	Block	4	ABD ALLA AZ	Kill Block +								
68	Serve	6	EMARA MAE	Serve Hit	13	24-11		+	Sub	9	TANAKA K	Out
	Spike	4	ABD ALLA AZ	Fault								
69	Spike	12	ABOUELYAZEID MA	Spike +	14	25-11		Serve	10	TAKEDA Y	Serve Hit	
												Dig

SET 3

Rally	EGY - Egypt				Lead	Score	Lead	JPN - Japan				
70	Serve	5	ELBAHAHEY TA	Serve Hit		0-1	1	+				Opp error
	Spike	2	SOLIMAN AM	Fault								
71				Opp error +		1-1		Serve	4	YAMAMOTO A	Fault	
72	Serve	2	SOLIMAN AM	Serve Hit	1	2-1		Reception	1	KANA O S	Fault	
	Spike	1	ELSHWIKH HS	Spike +								
73	Serve	2	SOLIMAN AM	Aces +	2	3-1		Reception	1	KANA O S	Fault	
74	Serve	2	SOLIMAN AM	Serve Hit	1	3-2		+	Spike	9	TANAKA K	Spike
	Dig	2	SOLIMAN AM	Fault								
75	Spike	4	ABD ALLA AZ	Spike +	2	4-2		Serve	5	NAKAYAMA K	Serve Hit	
												Block
76	Serve	1	ELSHWIKH HS	Fault	1	4-3		+			Opp error	
77				Opp error +	2	5-3		Serve	9	TANAKA K	Serve Hit	
												Spike
78	Serve	9	MOSSA ES	Serve Hit	3	6-3		Reception	5	NAKAYAMA K	Fault	
	Block	12	ABOUELYAZEID MA	Kill Block +								
79	Serve	9	MOSSA ES	Serve Hit	4	7-3		Dig	9	TANAKA K	Fault	
	Spike	4	ABD ALLA AZ	Spike +								
80	Serve	9	MOSSA ES	Serve Hit	5	8-3		Block	2	YOSHIDA H	Fault	
	Spike	12	ABOUELYAZEID MA	Spike +								
81	Block	3	ABD ELAAL AEM	Kill Block +	6	9-3		Block	1	KANA O S	Fault	
												Serve
82	Serve	9	MOSSA ES	Serve Hit	7	10-3		Dig	8	TAKASAGO S	Fault	
	Spike	12	ABOUELYAZEID MA	Spike +								
83	Serve	9	MOSSA ES	Serve Hit	6	10-4		+	Spike	1	KANA O S	Spike
	Dig	1	ELSHWIKH HS	Fault								
84	Spike	12	ABOUELYAZEID MA	Fault	5	10-5		+	Serve	7	YONEZAWA A	Serve Hit
85	Dig	1	ELSHWIKH HS	Fault	4	10-6		+	Spike	1	KANA O S	Spike
86	Spike	5	ELBAHAHEY TA	Spike +	5	11-6		Block	2	YOSHIDA H	Fault	
												Serve
87	Dig	3	ABD ELAAL AEM	Fault	4	11-7		+	Spike	7	YONEZAWA A	Spike
88	Reception	9	MOSSA ES	Fault	3	11-8		+	Serve	2	YOSHIDA H	Aces
89	Spike	2	SOLIMAN AM	Spike +	4	12-8		Dig	2	YOSHIDA H	Fault	
												Dig



PLAY BY PLAY

比赛回合文字播报

SET 3

Rally	EGY - Egypt			Lead	Score	Lead	JPN - Japan		
90	Serve	12 ABOUELYAZEID MA	Serve Hit						
	Block	2 SOLIMAN AM	Kill Block +	5	13-8		Spike	1 KANAO S	Fault
91	Serve	12 ABOUELYAZEID MA	Serve Hit						
	Block	5 ELBAHAHEY TA	Fault	4	13-9	+	Spike	4 YAMAMOTO A	Spike
92	Spike	5 ELBAHAHEY TA	Spike +	5	14-9		Serve	1 KANAO S	Serve Hit
							Dig	7 YONEZAWA A	Fault
	Sub	9 MOSSA ES	Out						
		6 EMARA MAE	In						
	Sub	5 ELBAHAHEY TA	Out						
		8 MASSOUD HM	In						
93	Serve	8 MASSOUD HM	Serve Hit						
	Spike	6 EMARA MAE	Fault	4	14-10	+	Block	4 YAMAMOTO A	Kill Block
94		T E A M	Fault	3	14-11	+	Serve	4 YAMAMOTO A	Serve Hit
							Block	5 NAKAYAMA K	Kill Block
95	Spike	1 ELSHWIKH HS	Spike +	4	15-11		Serve	4 YAMAMOTO A	Serve Hit
							Dig	1 KANAO S	Fault
96	Serve	2 SOLIMAN AM	Serve Hit						
	Block	3 ABD ELAAL AEM	Fault	3	15-12	+	Spike	9 TANAKA K	Spike
97	Spike	3 ABD ELAAL AEM	Spike +	4	16-12		Serve	5 NAKAYAMA K	Serve Hit
							Dig	1 KANAO S	Fault
98	Serve	1 ELSHWIKH HS	Serve Hit						
	Block	12 ABOUELYAZEID MA	Kill Block +	5	17-12		Spike	1 KANAO S	Fault
99	Serve	1 ELSHWIKH HS	Fault	4	17-13	+			Opp error
100	Set	1 ELSHWIKH HS	Fault	3	17-14	+	Serve	9 TANAKA K	Serve Hit
									Opp error
101	Spike	12 ABOUELYAZEID MA	Fault	2	17-15	+	Serve	9 TANAKA K	Serve Hit
									Opp error
102			Opp error +	3	18-15		Serve	9 TANAKA K	Fault
103	Serve	6 EMARA MAE	Serve Hit						
	Block	8 MASSOUD HM	Kill Block +	4	19-15		Spike	7 YONEZAWA A	Fault
104	Serve	6 EMARA MAE	Serve Hit						
			Opp error +	5	20-15		Spike	1 KANAO S	Fault
									TIMEOUT
105	Serve	6 EMARA MAE	Serve Hit						
	Spike	12 ABOUELYAZEID MA	Spike +	6	21-15		Dig	8 TAKASAGO S	Fault
106	Serve	6 EMARA MAE	Serve Hit						
			Opp error +	7	22-15		Set	2 YOSHIDA H	Fault
107	Serve	6 EMARA MAE	Serve Hit						
			Opp error +	8	23-15		Set	2 YOSHIDA H	Fault
									TIMEOUT
108	Serve	6 EMARA MAE	Serve Hit						
	Block	3 ABD ELAAL AEM	Kill Block +	9	24-15		Dig	1 KANAO S	Fault
109	Serve	6 EMARA MAE	Serve Hit						
			Opp error +	10	25-15		Spike	1 KANAO S	Fault

Legend:

+ Point scored by team Opp Opponent Sub Substitution



MATCH RESULT

比赛结果表

P2

Match Duration: 1h02m
Spectators: 600

EGY vs JPN
3 vs 0

Team	Sets	1	2	3	Total
EGY	3	25	25	25	75
JPN	0	8	11	15	34
Playing Time		16m	19m	21m	56m

First Referee: XIA Xin (CHN)

Second Referee: CAMPBELL Joseph (USA)

EGY - EGYPT								
No	C/L	Name	1	2	3	4	5	Pts
1		ELSHWIKH Hesham Salah	3	3	3			8
2		SOLIMAN Ahmed Mohamed	2	2	2			7
3		ABD ELAAL Abd Elaal Mohamed				4		3
4		ABD ALLA Ashraf Zaghloul	5	5	5			8
5	C	ELBAHAHEY Taher Adel	1	1	1			5
6		EMARA Mohamed Abd Elhamed		9	9			2
7	L	HASSANEIN Salah Atta	L	L	L			0
8		MASSOUD Hossam Massoud	5	5	5			1
9		MOSSA El Saad	4	4	4			6
10		ABDEL-LATIF Abdel Nabi Hassan						0
11		ABD ELLATIF Rezek		2				4
12		ABOUELYAZEID Mohamed A.	6	6	6			12
Head Coach:		de HAAN Jouke (EGY)						
Assistant Coach:		ELAIUTY Mosaad Rashad (EGY)						

JPN - JAPAN								
No	C/L	Name	1	2	3	4	5	Pts
1		KANAO Satoshi	1	1	1			4
2		YOSHIDA Hitoshi	6	6	6			2
3		MINAKAWA Tetsuo						0
4		YAMAMOTO Arata	2	2	2			5
5		NAKAYAMA Kaname	3	3	3			1
6		AZUMA Shun		4				0
7		YONEZAWA Atsushi	5	5	5			1
8	L	TAKASAGO Susumu	L	L	L			0
9		TANAKA Koji	4	4	4			3
10		TAKEDA Yoshihito				9		0
11	C	TANABE Tsutomu						0
12		KANEDA Susumu						0
Head Coach:		TOMITA Keizo (JPN)						
Assistant Coach:		SUZUKI Hideaki (JPN)						

TEAM AND PLAYER PERFORMANCES

Won	Total Atts	No	Name
34	86	Total Team	
9	21	12	ABOUELYAZEID Mohamed A.
7	16	1	ELSHWIKH Hesham Salah
4	8	4	ABD ALLA Ashraf Zaghloul
16	46	Total Team	
4	8	4	ABD ALLA Ashraf Zaghloul
3	10	12	ABOUELYAZEID Mohamed A.
2	6	5	ELBAHAHEY Taher Adel
6	74	Total Team	
4	18	9	MOSSA El Saad
2	13	2	SOLIMAN Ahmed Mohamed
19		Total Team	
75	206	Total Team	
12	40	12	ABOUELYAZEID Mohamed A.

Scoring Skills
Spike
Block
Serve
Opp Error
Total
Best Scorer

Won	Total Atts	No	Name
11	83	Total Team	
4	27	1	KANAO Satoshi
3	19	9	TANAKA Koji
3	12	4	YAMAMOTO Arata
4	28	Total Team	
2	4	4	YAMAMOTO Arata
1	7	2	YOSHIDA Hitoshi
1	6	5	NAKAYAMA Kaname
1	35	Total Team	
1	5	2	YOSHIDA Hitoshi
18		Total Team	
34	146	Total Team	
5	22	4	YAMAMOTO Arata

Legend:			
Atts	Attempts	C	Team Captain
L	Libero Player	L	Libero Player
nn	Substitute where nn=jersey number of out going player	Opp	Opponent
		Pts	Points scored
			Substitute Libero
			Starting Line-Up where n=starting position on Court (i.e. positions 1 to 6)



MATCH STATISTICS

比赛技术统计

P3

Match Duration: 1h02m
Spectators: 600




EGY vs JPN
3 0

Team	Sets	1	2	3	Total
EGY	3	25	25	25	75
JPN	0	8	11	15	34
Playing Time		16m	19m	21m	56m

First Referee: XIA Xin (CHN)

Second Referee: CAMPBELL Joseph (USA)

EGY - EGYPT

Scoring Spikers	Rk	No	Name	Spikes	Faults	Shots	Total Attempts	Eff %
	1	1	ELSHWIKH Hesham Salah	7	1	8	16	37.50
	2	12	ABOUELYAZEID Mohamed A.	9	3	9	21	28.57
	5	ELBAHAHEY Taher Adel	3	1	6	10		
	2	SOLIMAN Ahmed Mohamed	3	2	4	9		
	4	ABD ALLA Ashraf Zaghloul	4	1	3	8		
	9	MOSSA El Saad	2	1	4	7		
	3	ABD ELAAL Abd Elaal Mohamed	1	-	4	5		
	6	EMARA Mohamed Abd Elhamed	2	1	2	5		
	11	ABD ELLATIF Rezek	3	-	-	3		
	8	MASSOUD Hossam Massoud	-	-	2	2		
7	HASSANEIN Salah Atta	-	-	-	-			
10	ABDEL-LATIF Abdel Nabi Hassan	-	-	-	-			
Limit	15.00 %							
Team Totals				34	10	42	86	27.91
Scoring Blockers	Rk	No	Name	Kill Blocks	Faults	Rebounds	Total Attempts	Avg by Set
	1	4	ABD ALLA Ashraf Zaghloul	4	1	3	8	1.33
	2	12	ABOUELYAZEID Mohamed A.	3	1	6	10	1.00
	3	5	ELBAHAHEY Taher Adel	2	2	2	6	0.67
	3	2	SOLIMAN Ahmed Mohamed	2	-	2	4	0.67
	3	3	ABD ELAAL Abd Elaal Mohamed	2	1	1	4	0.67
	6	1	ELSHWIKH Hesham Salah	1	-	7	8	0.33
	6	11	ABD ELLATIF Rezek	1	1	-	2	0.33
	6	8	MASSOUD Hossam Massoud	1	-	-	1	0.33
	9	9	MOSSA El Saad	-	-	2	2	0.00
	9	6	EMARA Mohamed Abd Elhamed	-	-	1	1	0.00
7	HASSANEIN Salah Atta	-	-	-	-			
10	ABDEL-LATIF Abdel Nabi Hassan	-	-	-	-			
Team Totals				16	6	24	46	5.33
Scoring Servers	Rk	No	Name	Aces	Faults	Serve Hits	Total Attempts	Avg by Set
	1	9	MOSSA El Saad	4	-	14	18	1.33
	2	2	SOLIMAN Ahmed Mohamed	2	2	9	13	0.67
	3	6	EMARA Mohamed Abd Elhamed	-	-	9	9	0.00
	3	12	ABOUELYAZEID Mohamed A.	-	1	8	9	0.00
	3	1	ELSHWIKH Hesham Salah	-	4	5	9	0.00
	3	8	MASSOUD Hossam Massoud	-	-	7	7	0.00
	3	5	ELBAHAHEY Taher Adel	-	1	5	6	0.00
	3	4	ABD ALLA Ashraf Zaghloul	-	-	2	2	0.00
	3	3	ABD ELAAL Abd Elaal Mohamed	-	-	1	1	0.00
	7	HASSANEIN Salah Atta	-	-	-	-		
	10	ABDEL-LATIF Abdel Nabi Hassan	-	-	-	-		
11	ABD ELLATIF Rezek	-	-	-	-			
Team Totals				6	8	60	74	2.00
Team	Opponent Errors & Team Faults			19	1			



MATCH STATISTICS

比赛技术统计

P3

Match Duration: 1h02m
Spectators: 600

EGY vs JPN
3 vs 0

Team	Sets	1	2	3	Total
EGY	3	25	25	25	75
JPN	0	8	11	15	34
Playing Time		16m	19m	21m	56m

First Referee: XIA Xin (CHN)

Second Referee: CAMPBELL Joseph (USA)

EGY - EGYPT

Non-scoring Diggers	Rk	No	Name	Digs	Faults	Receptions	Total Attempts	Avg by Set
	1	12	ABOUELYAZEID Mohamed A.	13	-	2	15	4.33
	2	1	ELSHWIKH Hesham Salah	11	4	3	18	3.67
	2	7	HASSANEIN Salah Atta	11	-	1	12	3.67
	4	5	ELBAHAHEY Taher Adel	7	-	-	7	2.33
	5	9	MOSSA El Saad	5	-	1	6	1.67
	6	8	MASSOUD Hossam Massoud	4	1	-	5	1.33
	7	4	ABD ALLA Ashraf Zaghoul	3	-	1	4	1.00
	7	6	EMARA Mohamed Abd Elhamed	3	-	1	4	1.00
	9	2	SOLIMAN Ahmed Mohamed	1	1	1	3	0.33
	10	3	ABD ELAAL Abd Elaal Mohamed	-	1	-	1	0.00
		10	ABDEL-LATIF Abdel Nabi Hassan	-	-	-	-	-
		11	ABD ELLATIF Rezek	-	-	-	-	-
Team Totals				58	7	10	75	19.33
Non-scoring Setters	Rk	No	Name	Running Sets	Faults	Still Sets	Total Attempts	Avg by Set
	1	1	ELSHWIKH Hesham Salah	6	1	20	27	2.00
	2	5	ELBAHAHEY Taher Adel	3	-	11	14	1.00
	3	8	MASSOUD Hossam Massoud	1	-	13	14	0.33
	4	12	ABOUELYAZEID Mohamed A.	-	-	6	6	0.00
	4	7	HASSANEIN Salah Atta	-	-	5	5	0.00
	4	3	ABD ELAAL Abd Elaal Mohamed	-	-	2	2	0.00
	4	4	ABD ALLA Ashraf Zaghoul	-	-	2	2	0.00
	4	6	EMARA Mohamed Abd Elhamed	-	-	2	2	0.00
	4	9	MOSSA El Saad	-	-	2	2	0.00
	4	2	SOLIMAN Ahmed Mohamed	-	-	1	1	0.00
		10	ABDEL-LATIF Abdel Nabi Hassan	-	-	-	-	-
		11	ABD ELLATIF Rezek	-	-	-	-	-
Team Totals				10	1	64	75	3.33
Non-scoring Receivers	Rk	No	Name	Excellents	Faults	Serve Receptions	Total Attempts	Succ %
	1	12	ABOUELYAZEID Mohamed A.	9	-	-	9	100.00
	2	7	HASSANEIN Salah Atta	12	-	1	13	92.31
		9	MOSSA El Saad	3	1	-	4	-
		6	EMARA Mohamed Abd Elhamed	1	-	1	2	-
		1	ELSHWIKH Hesham Salah	1	-	-	1	-
		4	ABD ALLA Ashraf Zaghoul	1	-	-	1	-
		5	ELBAHAHEY Taher Adel	1	-	-	1	-
		2	SOLIMAN Ahmed Mohamed	-	-	-	-	-
		3	ABD ELAAL Abd Elaal Mohamed	-	-	-	-	-
		8	MASSOUD Hossam Massoud	-	-	-	-	-
		10	ABDEL-LATIF Abdel Nabi Hassan	-	-	-	-	-
		11	ABD ELLATIF Rezek	-	-	-	-	-
Team Totals				28	1	2	31	90.32
Limit								25.00 %

Legend:	Avg	Eff%	Rk	Succ %
	Average	Efficiency	Rank	Success %



MATCH STATISTICS

比赛技术统计

P3

Match Duration: 1h02m
Spectators: 600




EGY vs JPN
3 0

Team	Sets	1	2	3	Total
EGY	3	25	25	25	75
JPN	0	8	11	15	34
Playing Time		16m	19m	21m	56m

First Referee: XIA Xin (CHN)

Second Referee: CAMPBELL Joseph (USA)

JPN - JAPAN

Scoring Spikers	Rk	No	Name	Spikes	Faults	Shots	Total Attempts	Eff %
	1	9	TANAKA Koji	3	1	15	19	10.53
	2	1	KANAO Satoshi	4	7	16	27	0.00
	2	7	YONEZAWA Atsushi	1	7	10	18	0.00
		4	YAMAMOTO Arata	3	2	7	12	
		5	NAKAYAMA Kaname	-	1	3	4	
		2	YOSHIDA Hitoshi	-	1	2	3	
		3	MINAKAWA Tetsuo	-	-	-	-	
		6	AZUMA Shun	-	-	-	-	
		8	TAKASAGO Susumu	-	-	-	-	
		10	TAKEDA Yoshihito	-	-	-	-	
		11	TANABE Tsutomu	-	-	-	-	
		12	KANEDA Susumu	-	-	-	-	
Limit	15.00 %							
Team Totals				11	19	53	83	0.00
Scoring Blockers	Rk	No	Name	Kill Blocks	Faults	Rebounds	Total Attempts	Avg by Set
	1	4	YAMAMOTO Arata	2	2	-	4	0.67
	2	2	YOSHIDA Hitoshi	1	3	3	7	0.33
	2	5	NAKAYAMA Kaname	1	2	3	6	0.33
	4	7	YONEZAWA Atsushi	-	2	3	5	0.00
	4	9	TANAKA Koji	-	3	1	4	0.00
	4	1	KANAO Satoshi	-	1	1	2	0.00
		3	MINAKAWA Tetsuo	-	-	-	-	
		6	AZUMA Shun	-	-	-	-	
		8	TAKASAGO Susumu	-	-	-	-	
		10	TAKEDA Yoshihito	-	-	-	-	
		11	TANABE Tsutomu	-	-	-	-	
		12	KANEDA Susumu	-	-	-	-	
Team Totals				4	13	11	28	1.33
Scoring Servers	Rk	No	Name	Aces	Faults	Serve Hits	Total Attempts	Avg by Set
	1	2	YOSHIDA Hitoshi	1	-	4	5	0.33
	2	5	NAKAYAMA Kaname	-	-	6	6	0.00
	2	7	YONEZAWA Atsushi	-	-	6	6	0.00
	2	9	TANAKA Koji	-	1	5	6	0.00
	2	4	YAMAMOTO Arata	-	2	4	6	0.00
	2	1	KANAO Satoshi	-	-	4	4	0.00
	2	6	AZUMA Shun	-	-	1	1	0.00
	2	10	TAKEDA Yoshihito	-	-	1	1	0.00
		3	MINAKAWA Tetsuo	-	-	-	-	
		8	TAKASAGO Susumu	-	-	-	-	
		11	TANABE Tsutomu	-	-	-	-	
		12	KANEDA Susumu	-	-	-	-	
Team Totals				1	3	31	35	0.33
Team	Opponent Errors & Team Faults			18	2			



MATCH STATISTICS

比赛技术统计

P3

Match Duration: 1h02m
Spectators: 600




EGY vs JPN
3 vs 0

Team	Sets	1	2	3	Total
EGY	3	25	25	25	75
JPN	0	8	11	15	34
Playing Time		16m	19m	21m	56m

First Referee: XIA Xin (CHN)

Second Referee: CAMPBELL Joseph (USA)

JPN - JAPAN

Non-scoring Diggers	Rk	No	Name	Digs	Faults	Receptions	Total Attempts	Avg by Set
	1	7	YONEZAWA Atsushi	13	3	2	18	4.33
	2	1	KANAO Satoshi	10	7	3	20	3.33
	2	5	NAKAYAMA Kaname	10	1	6	17	3.33
	4	9	TANAKA Koji	9	7	6	22	3.00
	5	8	TAKASAGO Susumu	3	4	6	13	1.00
	5	4	YAMAMOTO Arata	3	1	1	5	1.00
	7	2	YOSHIDA Hitoshi	2	4	3	9	0.67
	8	6	AZUMA Shun	-	-	1	1	0.00
		3	MINAKAWA Tetsuo	-	-	-	-	-
		10	TAKEDA Yoshihito	-	-	-	-	-
		11	TANABE Tsutomu	-	-	-	-	-
		12	KANEDA Susumu	-	-	-	-	-
Team Totals				50	27	28	105	16.67
Non-scoring Setters	Rk	No	Name	Running Sets	Faults	Still Sets	Total Attempts	Avg by Set
	1	5	NAKAYAMA Kaname	4	1	32	37	1.33
	2	2	YOSHIDA Hitoshi	1	2	32	35	0.33
	3	7	YONEZAWA Atsushi	-	-	3	3	0.00
	3	9	TANAKA Koji	-	-	3	3	0.00
	3	1	KANAO Satoshi	-	-	1	1	0.00
	3	8	TAKASAGO Susumu	-	-	1	1	0.00
		3	MINAKAWA Tetsuo	-	-	-	-	-
		4	YAMAMOTO Arata	-	-	-	-	-
		6	AZUMA Shun	-	-	-	-	-
		10	TAKEDA Yoshihito	-	-	-	-	-
		11	TANABE Tsutomu	-	-	-	-	-
		12	KANEDA Susumu	-	-	-	-	-
Team Totals				5	3	72	80	1.67
Non-scoring Receivers	Rk	No	Name	Excellents	Faults	Serve Receptions	Total Attempts	Succ %
	1	8	TAKASAGO Susumu	11	3	2	16	68.75
		1	KANAO Satoshi	10	2	1	13	
		7	YONEZAWA Atsushi	7	-	2	9	
		2	YOSHIDA Hitoshi	7	1	1	9	
		9	TANAKA Koji	7	-	-	7	
		5	NAKAYAMA Kaname	5	2	-	7	
		3	MINAKAWA Tetsuo	-	-	-	-	
		4	YAMAMOTO Arata	-	-	-	-	
		6	AZUMA Shun	-	-	-	-	
		10	TAKEDA Yoshihito	-	-	-	-	
		11	TANABE Tsutomu	-	-	-	-	
		12	KANEDA Susumu	-	-	-	-	
Team Totals				47	8	6	61	77.05
Limit								25.00 %

Legend:	Avg	Eff%	Efficiency	Rk	Rank	Succ %	Success %
---------	-----	------	------------	----	------	--------	-----------



TEAM ROSTER As of 6 SEP 2008

队伍名单

CHN - CHINA

No	C/L	Name	Sport Class	Date of Birth	Club	National Selections			
						WCH	OG	Oth	Tot
1		LIU Lijuan	D	15 JUN 1984	GANSU (CHN)	0	0	0	0
2	C	LU Hong Qin	D	4 OCT 1980	SHANGHAI (CHN)	2	0	0	2
3		TAN Yanhua	D	10 OCT 1987	JIANGSU (CHN)	1	0	0	1
4		LIANG Fen	D	1 JUN 1979	YUNNAN (CHN)	1	0	0	1
5		ZHONG Haihong	D	2 JAN 1978	SHANGHAI (CHN)	2	0	0	2
6	L	ZHENG Xiong Ying	D	1 MAY 1975	ZHEJIANG (CHN)	2	0	0	2
7		LU Chunli	D	23 MAR 1978	SHANGHAI (CHN)	1	0	0	1
8		LI Liping	D	3 JUL 1982	SHANGHAI (CHN)	2	0	0	2
9		ZHANG Xu Fei	D	28 AUG 1984	SHANGHAI (CHN)	2	0	0	2
10		YANG Yan Ling	D	2 NOV 1980	GANSU (CHN)	2	0	0	2
11		ZHANG Lijun	D	31 AUG 1985	LIAONING (CHN)	1	0	0	1
12		SHENG Yu Hong	MD	21 MAR 1971	JIANGSU (CHN)	0	0	0	0
Team Minimum									0
Team Average									1
Team Maximum									2

Uniform colours	Shirt	Shorts
Main	RED	RED
2nd	WHITE	DARK BLUE

Technical Staff:

Team Manager	LU Zhixin
Head Coach	ZHANG Jun
Assistant Coach	MA Dongmei
Doctor	
Therapist/Trainer	LU Zhixin



TEAM ROSTER As of 6 SEP 2008

队伍名单

JPN - JAPAN

No	C/L	Name	Sport Class	Date of Birth	Club	National Selections			
						WCH	OG	Oth	Tot
1		AWANO Sachie	D	13 SEP 1988	(JPN)	1	0	0	1
2		OSADA Mamiko	D	23 JUL 1967	TOKYO P. MEGUMI	0	0	0	0
3		OKAHIRA Yukari	D	9 MAR 1968	HYOGO LSC (JPN)	2	0	0	2
4		FUJII Junko	D	3 APR 1966	SAITAMA RED BEADS	2	0	0	2
5	L	SAITO Yoko	D	21 SEP 1972	TOKYO P. MEGUMI	0	0	0	0
6		OMURA Shiori	MD	5 NOV 1985	TOKYO P. MEGUMI	0	0	0	0
7	C	KANEKI Emi	D	6 MAR 1982	KOBE JETS (JPN)	1	0	0	1
8		KANEDA Noriko	D	21 FEB 1964	TOCHIGI THUNDERS	1	0	0	1
9		SAKAMOTO Tomoko	D	27 JAN 1967	HACHINOHE SQUIDS	1	0	0	1
10		TOMIYA Kiyoko	D	8 NOV 1966	HIROSHIMA STONES	1	0	0	1
11		SAKAMOTO Haruni	D	15 JUN 1967	TOKYO P. MEGUMI	0	0	0	0
Team Minimum									0
Team Average									0
Team Maximum									2

Main BLACK BLACK
2nd RED BLACK

Technical Staff:

Team Manager

Head Coach

MANO Yoshihisa

Assistant Coach

YAMASHITA Shin

Doctor

Therapist/Trainer

KOYAMA Tsuyako



TEAM ROSTER As of 6 SEP 2008

队伍名单

LAT - LATVIA

No	C/L	Name	Sport Class	Date of Birth	Club	National Selections			
						WCH	OG	Oth	Tot
2	C	BARKANE Inara	D	24 AUG 1963	LIIVA (LAT)	6	0	0	6
3		RUSINA Nellija	D	24 AUG 1963	LIIVA (LAT)	6	0	0	6
4		GAILITE Ivonna	D	31 MAY 1971	LIIVA (LAT)	6	0	0	6
5		IVANOVA Diana	D	8 MAY 1989	LIIVA (LAT)	0	0	0	0
6	L	JEGOROVA Olga	D	18 AUG 1987	LIIVA (LAT)	0	0	0	0
7		DZALBA Una	MD	10 MAR 1987	LIIVA (LAT)	0	0	0	0
8		SKUTANE Zanna	D	11 MAY 1977	LIIVA (LAT)	6	0	0	6
9		GROMOVA Oksana	D	16 MAR 1968	LIIVA (LAT)	6	0	0	6
10		JERMOLENKO Irina	MD	30 JUN 1965	LIIVA (LAT)	6	0	0	6
11		SILA Linda	D	24 JUL 1985	LIIVA (LAT)	0	0	0	0
12		KARLIETE Liga	D	17 JUN 1975	LIIVA (LAT)	6	0	0	6
Team Minimum									0
Team Average									3
Team Maximum									6

Main WHITE BLACK
2nd RED BLACK

Technical Staff:

Team Manager

Head Coach

KOTANE Veta

Assistant Coach

KOTANS Kreptaes

Doctor

Therapist/Trainer

STRAUTENA Jelena



TEAM ROSTER As of 6 SEP 2008

队伍名单

LTU - LITHUANIA

No	C/L	Name	Sport Class	Date of Birth	Club	National Selections			
						WCH	OG	Oth	Tot
2		VERBUVIENE Jurate	D	25 OCT 1956	FENIKSAS (LTU)	3	0	0	3
3		BUDINIENE Liudmila	D	26 JAN 1953	FENIKSAS (LTU)	3	0	0	3
4	C	BAUMGARTE Malda	D	7 JAN 1965	ZUVEDRA (LTU)	3	0	0	3
5		ZILYTE Virginija	D	31 DEC 1971	SANTAKA (LTU)	1	0	0	1
6		DMITRIJEVA Virginija	D	21 SEP 1961	SANTAKA (LTU)	1	0	0	1
7		LATAUSKAITE Rita	D	20 JAN 1976	ZUVEDRA (LTU)	0	0	0	0
8		SUSINSKYTE Neringa	MD	2 OCT 1971	SANTAKA (LTU)	1	0	0	1
9		URBUTIENE Jolita	D	23 FEB 1976	FENIKSAS (LTU)	2	0	0	2
10		CVIRKIENE Ruta	MD	13 JUL 1972	FENIKSAS (LTU)	1	0	0	1
13		LINGYTE Karolina	D	2 JAN 1989	ZUVEDRA (LTU)	0	0	0	0
Team Minimum									0
Team Average									1
Team Maximum									3

Main GREEN BLACK
2nd YELLOW

Technical Staff:

Team Manager BURIM Irena
Head Coach CVIRKIENE Ruta
Assistant Coach IVANAUSKAITE Asta
Doctor KESIENE Jurate
Therapist/Trainer



TEAM ROSTER As of 6 SEP 2008

队伍名单

NED - NETHERLANDS

No	C/L	Name	Sport Class	Date of Birth	Club	National Selections			
						WCH	OG	Oth	Tot
1		STINISSEN Elvira	D	26 MAR 1979	FC OMNIWORLD (NED)	0	0	0	0
3		van MARUM Djoke	D	22 SEP 1959	VV VOLLEER (NED)	0	0	0	0
4		de VRIES Rika	D	29 DEC 1974	TWENTE ' 05 (NED)	0	0	0	0
5		van der HAAR-KRAMP Karin	D	9 MAY 1977	SC BARTJE (NED)	0	0	0	0
6		HARMSSEN-ROOSEN Karin	D	11 MAR 1962	VV VOLLEER (NED)	0	0	0	0
7	L	BAKKER Sanne	D	13 FEB 1992	FDS (NED)	0	0	0	0
8		LIST Paula	D	16 AUG 1972	FC OMNIWORLD (NED)	0	0	0	0
9		SLENTER-WEIJTS Jolanda	MD	15 JUN 1965	BVC HOLYOKE (NED)	0	0	0	0
10	C	WESTERHOF Petra	D	27 JUN 1969	SC BARTJE (NED)	0	0	0	0
12		TEN THIJE-VOORTMAN Josien	D	24 DEC 1969	TWENTE ' 05 (NED)	0	0	0	0
Team Minimum									0
Team Average									0
Team Maximum									0

Main	ORANGE	BLUE
2nd	BLUE	BLUE
3rd	WHITE	BLUE

Technical Staff:

Team Manager	LIJSSEN Martin
Head Coach	BESTEBROER John
Assistant Coach	van HEUGTEN Ger
Doctor	
Therapist/Trainer	VERLOOP Alexander



TEAM ROSTER As of 6 SEP 2008

队伍名单

SLO - SLOVENIA

No	C/L	Name	Sport Class	Date of Birth	Club	National Selections			
						WCH	OG	Oth	Tot
1	C	URNAUT Anita	MD	26 NOV 1964	ISD SAMORASTNIK (SLO)	0	0	0	0
2		GRADISEK Emilie	D	25 JUL 1939	ISD SAMORASTNIK (SLO)	0	0	0	0
3		KOVACIC Boza	D	3 OCT 1952	PARAS (SLO)	0	0	0	0
4		JAKIN Bogomira	D	22 OCT 1957	MDI NOVA GORICA (SLO)	0	0	0	0
5		CENCELJ Marinka	D	22 JAN 1964	PARAS (SLO)	0	0	0	0
6		OCEPEK Suzana	D	24 NOV 1985	ISD SAMORASTNIK (SLO)	0	0	0	0
7		SART Alenka	MD	31 MAY 1968	ISD SAMORASTNIK (SLO)	0	0	0	0
8		GOSNAK Danica	D	14 FEB 1962	ISD SAMORASTNIK (SLO)	0	0	0	0
9		TOMIC Stefaka	D	12 DEC 1961	ISD SAMORASTNIK (SLO)	0	0	0	0
10		KOTNIK Sasa	D	16 SEP 1980	ISD SAMORASTNIK (SLO)	0	0	0	0
14		JUSTIN Ana	D	28 MAY 1987	ZUIM KAMNIK (SLO)	0	0	0	0
		Team Minimum							0
		Team Average							0
		Team Maximum							0

Main WHITE
2nd BLUE

Technical Staff:

Team Manager

Head Coach

URNAUT Adolf

Assistant Coach

OZMEC Peter

Doctor

BURGER Helena

Therapist/Trainer

RIBIC Gasper



TEAM ROSTER As of 6 SEP 2008

队伍名单

UKR - UKRAINE

No	C/L	Name	Sport Class	Date of Birth	Club	National Selections			
						WCH	OG	Oth	Tot
1		PRYVALYKHINA Margaryta	MD	9 MAR 1980	INVASPORT (UKR)	0	0	0	0
2	C	CHURKINA Anzhelika	MD	18 SEP 1969	INVASPORT (UKR)	0	0	0	0
3		LOMAKINA Liubov	D	25 SEP 1955	INVASPORT (UKR)	23	0	0	23
4		KUZNETSOVA Galyna	D	22 JAN 1960	INVASPORT (UKR)	30	0	0	30
6		YUDINA Ilona	D	28 JUN 1984	INVASPORT (UKR)	18	0	0	18
7		KLOCHKOVA Larysa	D	15 APR 1970	INVASPORT (UKR)	18	0	0	18
8		GRANOVSKA Oleksandra	D	25 MAR 1952	INVASPORT (UKR)	18	0	0	18
9		OSETYNSKA Inna	D	1 JAN 1967	INVASPORT (UKR)	9	0	0	9
10		LYSENKO Alla	D	31 MAY 1969	INVASPORT (UKR)	3	0	0	3
Team Minimum									0
Team Average									13
Team Maximum									30

Main YELLOW DARK BLUE
2nd WHITE DARK BLUE

Technical Staff:

Team Manager ONYSHCHENKO Oleksandr
Head Coach TYMOSHENKO Viktor
Assistant Coach MALOYVAN Yaroslav
Doctor ALFOROVA Ganna
Therapist/Trainer ONYSHCHENKO Oleksandr



TEAM ROSTER As of 6 SEP 2008
队伍名单

USA - UNITED STATES of AMERICA

No	C/L	Name	Sport Class	Date of Birth	Club	National Selections			
						WCH	OG	Oth	Tot
1		WEBSTER Lora	D	26 AUG 1986	USA (USA)	6	0	0	6
3	C	MAYMON Brenda	D	4 JUN 1985	USA (USA)	6	0	0	6
5		HOLLOWAY Katie	D	8 JUN 1986	USA (USA)	6	0	0	6
6		ERICKSON Heather	D	9 MAY 1993	USA (USA)	0	0	0	0
7		KRISS Sugui	D	6 JUL 1987	USA (USA)	0	0	0	0
8		LEWELLEN Hope	D	20 APR 1967	USA (USA)	0	0	0	0
9		McWILLIAMS Gina	D	16 JUL 1965	USA (USA)	0	0	0	0
10	L	MILLER Kari	D	16 APR 1977	USA (USA)	6	0	0	6
11		ALDRICH Allison	D	19 JAN 1988	USA (USA)	6	0	0	6
13		MILLAGE Nichole	D	27 MAR 1977	USA (USA)	6	0	0	6
15		LANCASTER Kendra	D	2 JUL 1987	USA (USA)	6	0	0	6
18		GOULDIE Alexandra	D	13 MAY 1991	USA (USA)	0	0	0	0
Team Minimum									0
Team Average									3
Team Maximum									6

Main	RED	NAVY BLUE
2nd	NAVY BLUE	NAVY BLUE
3rd	WHITE	NAVY BLUE

Technical Staff:

Team Manager	NEPPL Roger
Head Coach	HULETT Michael
Assistant Coach	van de WALLE Denise
Doctor	STOVAK Mark
Therapist/Trainer	DAVIES George

Note:
The final team roster will be available after the general technical meeting.

Legend:					
C	Team Captain	L	Libero Player	OG	Olympic Games
Oth	Other International Competitions	Tot	Total	WCH	World Championships



TEAM ROSTER As of 8 SEP 2008

队伍名单

CHN - CHINA

No	C/L	Name	Sport Class	Date of Birth	Club	National Selections			
						WCH	OG	Oth	Tot
1		LIU Lijuan	D	15 JUN 1984	GANSU (CHN)	0	0	0	0
2	C	LU Hong Qin	D	4 OCT 1980	SHANGHAI (CHN)	2	0	0	2
3		TAN Yanhua	D	10 OCT 1987	JIANGSU (CHN)	1	0	0	1
4		LIANG Fen	D	1 JUN 1979	YUNNAN (CHN)	1	0	0	1
5		ZHONG Haihong	D	2 JAN 1978	SHANGHAI (CHN)	2	0	0	2
6	L	ZHENG Xiong Ying	D	1 MAY 1975	ZHEJIANG (CHN)	2	0	0	2
7		LU Chunli	D	23 MAR 1978	SHANGHAI (CHN)	1	0	0	1
8		LI Liping	D	3 JUL 1982	SHANGHAI (CHN)	2	0	0	2
9		ZHANG Xu Fei	D	28 AUG 1984	SHANGHAI (CHN)	2	0	0	2
10		YANG Yan Ling	D	2 NOV 1980	GANSU (CHN)	2	0	0	2
11		ZHANG Lijun	D	31 AUG 1985	LIAONING (CHN)	1	0	0	1
12		SHENG Yu Hong	MD	21 MAR 1971	JIANGSU (CHN)	0	0	0	0
Team Minimum									0
Team Average									1
Team Maximum									2

Uniform colours	Shirt	Shorts
Main	RED	RED
2nd	WHITE	DARK BLUE

Technical Staff:

Team Manager	LU Zhixin
Head Coach	ZHANG Jun
Assistant Coach	MA Dongmei
Doctor	
Therapist/Trainer	LU Zhixin



TEAM ROSTER As of 8 SEP 2008

队伍名单

JPN - JAPAN

No	C/L	Name	Sport Class	Date of Birth	Club	National Selections			
						WCH	OG	Oth	Tot
1		AWANO Sachie	D	13 SEP 1988	(JPN)	1	0	0	1
2		OSADA Mamiko	D	23 JUL 1967	TOKYO P. MEGUMI	0	0	0	0
3		OKAHIRA Yukari	D	9 MAR 1968	HYOGO LSC (JPN)	2	0	0	2
4		FUJII Junko	D	3 APR 1966	SAITAMA RED BEADS	2	0	0	2
5	L	SAITO Yoko	D	21 SEP 1972	TOKYO P. MEGUMI	0	0	0	0
6		OMURA Shiori	MD	5 NOV 1985	TOKYO P. MEGUMI	0	0	0	0
7	C	KANEKI Emi	D	6 MAR 1982	KOBE JETS (JPN)	1	0	0	1
8		KANEDA Noriko	D	21 FEB 1964	TOCHIGI THUNDERS	1	0	0	1
9		SAKAMOTO Tomoko	D	27 JAN 1967	HACHINOHE SQUIDS	1	0	0	1
10		TOMIYA Kiyoko	D	8 NOV 1966	HIROSHIMA STONES	1	0	0	1
11		SAKAMOTO Haruni	D	15 JUN 1967	TOKYO P. MEGUMI	0	0	0	0
Team Minimum									0
Team Average									0
Team Maximum									2

Uniform colours	Shirt	Shorts
Main	BLACK	BLACK
2nd	RED	BLACK

Technical Staff:

Team Manager

Head Coach

MANO Yoshihisa

Assistant Coach

YAMASHITA Shin

Doctor

Therapist/Trainer

KOYAMA Tsuyako

TEAM ROSTER As of 8 SEP 2008

队伍名单

LAT - LATVIA

No	C/L	Name	Sport Class	Date of Birth	Club	National Selections			
						WCH	OG	Oth	Tot
2	C	BARKANE Inara	D	24 AUG 1963	LIIVA (LAT)	6	0	0	6
3		RUSINA Nellija	D	24 AUG 1963	LIIVA (LAT)	6	0	0	6
4		GAILITE Ivonna	D	31 MAY 1971	LIIVA (LAT)	6	0	0	6
5		IVANOVA Diana	D	8 MAY 1989	LIIVA (LAT)	0	0	0	0
6	L	JEGOROVA Olga	D	18 AUG 1987	LIIVA (LAT)	0	0	0	0
7		DZALBA Una	MD	10 MAR 1987	LIIVA (LAT)	0	0	0	0
8		SKUTANE Zanna	D	11 MAY 1977	LIIVA (LAT)	6	0	0	6
9		GROMOVA Oksana	D	16 MAR 1968	LIIVA (LAT)	6	0	0	6
10		JERMOLENKO Irina	MD	30 JUN 1965	LIIVA (LAT)	6	0	0	6
11		SILA Linda	D	24 JUL 1985	LIIVA (LAT)	0	0	0	0
12		KARLIETE Liga	D	17 JUN 1975	LIIVA (LAT)	6	0	0	6
Team Minimum									0
Team Average									3
Team Maximum									6

Uniform colours	Shirt	Shorts
Main	WHITE	BLACK
2nd	RED	BLACK

Technical Staff:

Team Manager

Head Coach

KOTANE Veta

Assistant Coach

KOTANS Kreptaes

Doctor

Therapist/Trainer

STRAUTENA Jelena



TEAM ROSTER As of 8 SEP 2008

队伍名单

LTU - LITHUANIA

No	C/L	Name	Sport Class	Date of Birth	Club	National Selections			
						WCH	OG	Oth	Tot
2		VERBUVIENE Jurate	D	25 OCT 1956	FENIKSAS (LTU)	3	0	0	3
3		BUDINIENE Liudmila	D	26 JAN 1953	FENIKSAS (LTU)	3	0	0	3
4	C	BAUMGARTE Malda	D	7 JAN 1965	ZUVEDRA (LTU)	3	0	0	3
5		ZILYTE Virginija	D	31 DEC 1971	SANTAKA (LTU)	1	0	0	1
6		DMITRIJEVA Virginija	D	21 SEP 1961	SANTAKA (LTU)	1	0	0	1
7		LATAUSKAITE Rita	D	20 JAN 1976	ZUVEDRA (LTU)	0	0	0	0
8		SUSINSKYTE Neringa	MD	2 OCT 1971	SANTAKA (LTU)	1	0	0	1
9		URBUTIENE Jolita	D	23 FEB 1976	FENIKSAS (LTU)	2	0	0	2
10		CVIRKIENE Ruta	MD	13 JUL 1972	FENIKSAS (LTU)	1	0	0	1
13		LINGYTE Karolina	D	2 JAN 1989	ZUVEDRA (LTU)	0	0	0	0
Team Minimum									0
Team Average									1
Team Maximum									3

Uniform colours	Shirt	Shorts
Main	GREEN	BLACK
2nd	YELLOW	

Technical Staff:

Team Manager	BURIM Irena
Head Coach	CVIRKIENE Ruta
Assistant Coach	IVANAUSKAITE Asta
Doctor	KESIENE Jurate
Therapist/Trainer	



TEAM ROSTER As of 8 SEP 2008

队伍名单

NED - NETHERLANDS

No	C/L	Name	Sport Class	Date of Birth	Club	National Selections			
						WCH	OG	Oth	Tot
1		STINISSEN Elvira	D	26 MAR 1979	FC OMNIWORLD (NED)	0	0	0	0
3		van MARUM Djoke	D	22 SEP 1959	VV VOLLEER (NED)	0	0	0	0
4		de VRIES Rika	D	29 DEC 1974	TWENTE ' 05 (NED)	0	0	0	0
5		van der HAAR-KRAMP Karin	D	9 MAY 1977	SC BARTJE (NED)	0	0	0	0
6		HARMSSEN-ROOSEN Karin	MD	11 MAR 1962	VV VOLLEER (NED)	0	0	0	0
7	L	BAKKER Sanne	D	13 FEB 1992	FDS (NED)	0	0	0	0
8		LIST Paula	D	16 AUG 1972	FC OMNIWORLD (NED)	0	0	0	0
9		SLENTER-WEIJTS Jolanda	MD	15 JUN 1965	BVC HOLYOKE (NED)	0	0	0	0
10	C	WESTERHOF Petra	D	27 JUN 1969	SC BARTJE (NED)	0	0	0	0
12		TEN THIJE-VOORTMAN Josien	D	24 DEC 1969	TWENTE ' 05 (NED)	0	0	0	0
Team Minimum									0
Team Average									0
Team Maximum									0

Uniform colours	Shirt	Shorts
Main	ORANGE	BLUE
2nd	BLUE	BLUE
3rd	WHITE	BLUE

Technical Staff:

Team Manager	LIJSSEN Martin
Head Coach	BESTEBROER John
Assistant Coach	van HEUGTEN Ger
Doctor	
Therapist/Trainer	VERLOOP Alexander



TEAM ROSTER As of 8 SEP 2008

队伍名单

SLO - SLOVENIA

No	C/L	Name	Sport Class	Date of Birth	Club	National Selections			
						WCH	OG	Oth	Tot
1	C	URNAUT Anita	MD	26 NOV 1964	ISD SAMORASTNIK (SLO)	0	0	0	0
2	L	GRADISEK Emilie	D	25 JUL 1939	ISD SAMORASTNIK (SLO)	0	0	0	0
3		KOVACIC Boza	D	3 OCT 1952	PARAS (SLO)	0	0	0	0
4		JAKIN Bogomira	D	22 OCT 1957	MDI NOVA GORICA (SLO)	0	0	0	0
5		CENCELJ Marinka	D	22 JAN 1964	PARAS (SLO)	0	0	0	0
6		OCEPEK Suzana	D	24 NOV 1985	ISD SAMORASTNIK (SLO)	0	0	0	0
7		SART Alenka	MD	31 MAY 1968	ISD SAMORASTNIK (SLO)	0	0	0	0
8		GOSNAK Danica	D	14 FEB 1962	ISD SAMORASTNIK (SLO)	0	0	0	0
9		TOMIC Stefaka	D	12 DEC 1961	ISD SAMORASTNIK (SLO)	0	0	0	0
10		KOTNIK Sasa	D	16 SEP 1980	ISD SAMORASTNIK (SLO)	0	0	0	0
14		JUSTIN Ana	D	28 MAY 1987	ZUIM KAMNIK (SLO)	0	0	0	0
		Team Minimum							0
		Team Average							0
		Team Maximum							0

Uniform colours	Shirt	Shorts
Main	WHITE	
2nd	BLUE	

Technical Staff:

Team Manager

Head Coach

URNAUT Adolf

Assistant Coach

OZMEC Peter

Doctor

BURGER Helena

Therapist/Trainer

RIBIC Gasper



TEAM ROSTER As of 8 SEP 2008

队伍名单

UKR - UKRAINE

No	C/L	Name	Sport Class	Date of Birth	Club	National Selections			
						WCH	OG	Oth	Tot
1		PRYVALYKHINA Margaryta	MD	9 MAR 1980	INVASPORT (UKR)	0	0	0	0
2	C	CHURKINA Anzhelika	MD	18 SEP 1969	INVASPORT (UKR)	0	0	0	0
3		LOMAKINA Liubov	D	25 SEP 1955	INVASPORT (UKR)	23	0	0	23
4		KUZNETSOVA Galyna	D	22 JAN 1960	INVASPORT (UKR)	30	0	0	30
6		YUDINA Ilona	D	28 JUN 1984	INVASPORT (UKR)	18	0	0	18
7		KLOCHKOVA Larysa	D	15 APR 1970	INVASPORT (UKR)	18	0	0	18
8		GRANOVSKA Oleksandra	D	25 MAR 1952	INVASPORT (UKR)	18	0	0	18
9		OSETYNSKA Inna	D	1 JAN 1967	INVASPORT (UKR)	9	0	0	9
10		LYSENKO Alla	D	31 MAY 1969	INVASPORT (UKR)	3	0	0	3
Team Minimum									0
Team Average									13
Team Maximum									30

Uniform colours	Shirt	Shorts
Main	YELLOW	DARK BLUE
2nd	WHITE	DARK BLUE

Technical Staff:

Team Manager	ONYSHCHENKO Oleksandr
Head Coach	TYMOSHENKO Viktor
Assistant Coach	MALOYVAN Yaroslav
Doctor	ALFOROVA Ganna
Therapist/Trainer	ONYSHCHENKO Oleksandr



TEAM ROSTER As of 8 SEP 2008
队伍名单

USA - UNITED STATES of AMERICA

No	C/L	Name	Sport Class	Date of Birth	Club	National Selections			
						WCH	OG	Oth	Tot
1		WEBSTER Lora	D	26 AUG 1986	USA (USA)	6	0	0	6
3	C	MAYMON Brenda	D	4 JUN 1985	USA (USA)	6	0	0	6
5		HOLLOWAY Katie	D	8 JUN 1986	USA (USA)	6	0	0	6
6		ERICKSON Heather	D	9 MAY 1993	USA (USA)	0	0	0	0
7		KRISS Sugui	D	6 JUL 1987	USA (USA)	0	0	0	0
8		LEWELLEN Hope	D	20 APR 1967	USA (USA)	0	0	0	0
9		McWILLIAMS Gina	D	16 JUL 1965	USA (USA)	0	0	0	0
10	L	MILLER Kari	D	16 APR 1977	USA (USA)	6	0	0	6
11		ALDRICH Allison	D	19 JAN 1988	USA (USA)	6	0	0	6
13		MILLAGE Nichole	D	27 MAR 1977	USA (USA)	6	0	0	6
15		LANCASTER Kendra	D	2 JUL 1987	USA (USA)	6	0	0	6
18		GOULDIE Alexandra	D	13 MAY 1991	USA (USA)	0	0	0	0
Team Minimum									0
Team Average									3
Team Maximum									6

Uniform colours	Shirt	Shorts
Main	RED	NAVY BLUE
2nd	NAVY BLUE	NAVY BLUE
3rd	WHITE	NAVY BLUE

Technical Staff:

Team Manager	NEPPL Roger
Head Coach	HULETT Michael
Assistant Coach	van de WALLE Denise
Doctor	STOVAK Mark
Therapist/Trainer	DAVIES George

Note:
The final team roster will be available after the general technical meeting.

Legend:					
C	Team Captain	L	Libero Player	OG	Olympic Games
Oth	Other International Competitions	Tot	Total	WCH	World Championships



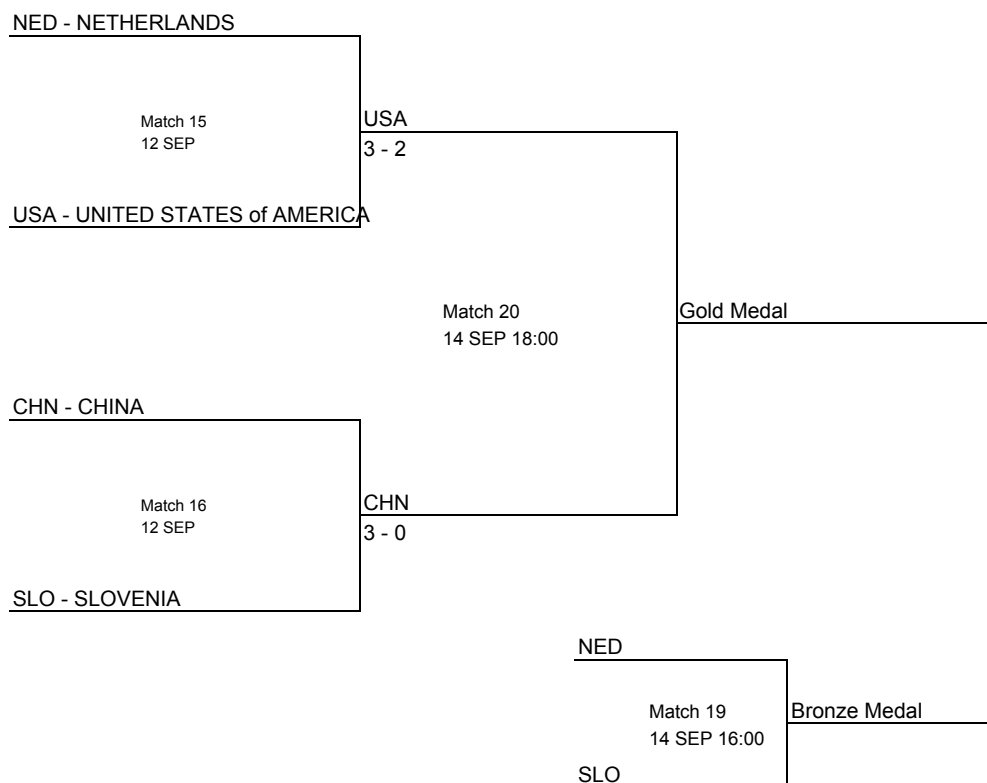

RESULTS TABLE - FINAL ROUND As of 12 SEP 2008

成绩表-决赛

P4

Match	Phase	Date	Teams	Sets	Points per Set					Total Points	Match Duration	Spectators
					1	2	3	4	5			
15	Semifinals	12 SEP 2008	NED vs USA	2 - 3	25-19	23-25	26-28	27-25	10-15	111-112	1h59m	1,300
16	Semifinals	12 SEP 2008	CHN vs SLO	3 - 0	25-21	25-12	25-19			75-52	1h11m	4,000
19	Bronze Medal	14 SEP 2008	NED vs SLO									
20	Gold Medal	14 SEP 2008	USA vs CHN									

Statistics of	Average match duration	Average spectators	Total spectators
Preliminary Round	1h15m	1,604	19,250
Classification Round	1h19m	1,450	2,900
Final Round	1h35m	2,650	5,300
Tournament	1h18m	1,715	27,450





RESULTS TABLE - FINAL ROUND As of 12 SEP 2008

成绩表-决赛

P4

Match	Phase	Date	Teams	Sets	Points per Set					Total Points	Match Duration	Spectators
					1	2	3	4	5			
13	5-8 Classification	11 SEP 2008	UKR vs LAT	3 - 0	25-22	25-20	25-20			75-62	1h09m	1,000
14	5-8 Classification	11 SEP 2008	LTU vs JPN	3 - 1	25-19	25-15	22-25	25-16		97-75	1h30m	1,900
17	7-8 Classification	13 SEP 2008	LAT vs JPN									
18	5-6 Classification	13 SEP 2008	UKR vs LTU									



RESULTS TABLE - FINAL ROUND As of 13 SEP 2008

成绩表-决赛

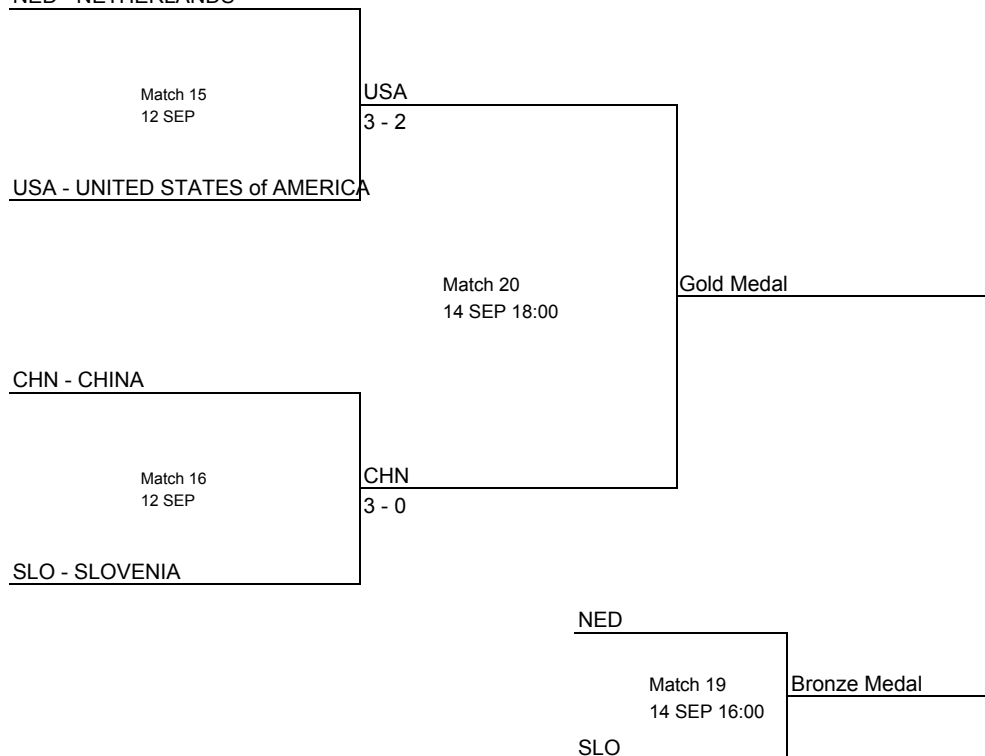
P4

Match	Phase	Date	Teams	Sets	Points per Set					Total Points	Match Duration	Spectators
					1	2	3	4	5			
15	Semifinals	12 SEP 2008	NED vs USA	2 - 3	25-19	23-25	26-28	27-25	10-15	111-112	1h59m	1,300
16	Semifinals	12 SEP 2008	CHN vs SLO	3 - 0	25-21	25-12	25-19			75-52	1h11m	4,000
19	Bronze Medal	14 SEP 2008	NED vs SLO									
20	Gold Medal	14 SEP 2008	USA vs CHN									

Statistics of	Average match duration	Average spectators	Total spectators
Preliminary Round	1h15m	1,604	19,250
Classification Round	1h19m	1,800	7,200
Final Round	1h35m	2,650	5,300
Tournament	1h18m	1,763	31,750

Semifinals	Finals
------------	--------

NED - NETHERLANDS





RESULTS TABLE - FINAL ROUND As of 13 SEP 2008

成绩表-决赛

P4

Match	Phase	Date	Teams	Sets	Points per Set					Total Points	Match Duration	Spectators
					1	2	3	4	5			
13	5-8 Classification	11 SEP 2008	UKR vs LAT	3 - 0	25-22	25-20	25-20			75-62	1h09m	1,000
14	5-8 Classification	11 SEP 2008	LTU vs JPN	3 - 1	25-19	25-15	22-25	25-16		97-75	1h30m	1,900
17	7-8 Classification	13 SEP 2008	LAT vs JPN	3 - 2	25-17	10-25	9-25	25-19	15-12	84-98	1h40m	1,500
18	5-6 Classification	13 SEP 2008	UKR vs LTU	3 - 0	17-10	25-16	25-19			67-45	59m	2,800




RESULTS TABLE - FINAL ROUND As of 14 SEP 2008

成绩表-决赛

P4

Match	Phase	Date	Teams	Sets	Points per Set					Total Points	Match Duration	Spectators
					1	2	3	4	5			
15	Semifinals	12 SEP 2008	NED vs USA	2 - 3	25-19	23-25	26-28	27-25	10-15	111-112	1h59m	1,300
16	Semifinals	12 SEP 2008	CHN vs SLO	3 - 0	25-21	25-12	25-19			75-52	1h11m	4,000
19	Bronze Medal	14 SEP 2008	NED vs SLO	3 - 0	25-17	25-16	26-24			76-57	1h15m	3,200
20	Gold Medal	14 SEP 2008	USA vs CHN	0 - 3	14-25	19-25	15-25			48-75	1h07m	5,500

Statistics of	Average match duration	Average spectators	Total spectators
Preliminary Round	1h15m	1,604	19,250
Classification Round	1h19m	1,800	7,200
Final Round	1h23m	3,500	14,000
Tournament	1h17m	2,022	40,450



NED - NETHERLANDS





RESULTS TABLE - FINAL ROUND As of 14 SEP 2008

成绩表-决赛

P4

Match	Phase	Date	Teams	Sets	Points per Set					Total Points	Match Duration	Spectators
					1	2	3	4	5			
13	5-8 Classification	11 SEP 2008	UKR vs LAT	3 - 0	25-22	25-20	25-20			75-62	1h09m	1,000
14	5-8 Classification	11 SEP 2008	LTU vs JPN	3 - 1	25-19	25-15	22-25	25-16		97-75	1h30m	1,900
17	7-8 Classification	13 SEP 2008	LAT vs JPN	3 - 2	25-17	10-25	9-25	25-19	15-12	84-98	1h40m	1,500
18	5-6 Classification	13 SEP 2008	UKR vs LTU	3 - 0	17-10	25-16	25-19			67-45	59m	2,800



FINAL STANDINGS As of 13 SEP 2008

最终排名表

P4

Medal	Rank	Team
	5	UKR - UKRAINE
	6	LTU - LITHUANIA
	7	LAT - LATVIA
	8	JPN - JAPAN



FINAL STANDINGS As of 14 SEP 2008

最终排名表

P4

Medal	Rank	Team
Gold	1	CHN - CHINA
Silver	2	USA - UNITED STATES of AMERICA
Bronze	3	NED - NETHERLANDS
	4	SLO - SLOVENIA
	5	UKR - UKRAINE
	6	LTU - LITHUANIA
	7	LAT - LATVIA
	8	JPN - JAPAN

Player Awards

MVP	SHENG Yuhong
Best Scorer	SHENG Yuhong
Best Spiker	SHENG Yuhong
Best Blocker	URNAUT Anita
Best Server	SHENG Yuhong
Best Digger	URNAUT Anita
Best Setter	LU Hongqin
Best Receiver	BARKANE Inara
Best Libero	SAITO Yoko


Legend:
MVP Most Valuable Player





TEAMS RANKING BY SKILLS As of 7 SEP 2008

球队技术排名

P6

Scoring Spikers		Rk	Team	Spikes	Faults	Shots	Total Attempts	Eff %
	1	CHN - CHINA	28	10	25	63	28.57	
	2	USA - UNITED STATES of AMERICA	27	11	32	70	22.86	
	3	NED - NETHERLANDS	29	13	39	81	19.75	
	4	JPN - JAPAN	22	21	57	100	1.00	
	5	LTU - LITHUANIA	14	22	40	76	0.00	
	5	LAT - LATVIA	5	11	24	40	0.00	
	5	SLO - SLOVENIA	-	-	-	-	0.00	
	5	UKR - UKRAINE	-	-	-	-	0.00	
Tournament Totals			125	88	217	430	8.60	

Scoring Blockers		Rk	Team	Kill Blocks	Faults	Rebounds	Total Attempts	Avg by Set
	1	USA - UNITED STATES of AMERICA	15	8	8	31	5.00	
	2	NED - NETHERLANDS	9	7	18	34	3.00	
	2	CHN - CHINA	9	7	7	23	3.00	
	4	LTU - LITHUANIA	6	9	8	23	2.00	
	5	JPN - JAPAN	4	10	20	34	1.33	
	5	LAT - LATVIA	4	9	10	23	1.33	
	7	SLO - SLOVENIA	-	-	-	-	0.00	
	7	UKR - UKRAINE	-	-	-	-	0.00	
Tournament Totals			47	50	71	168	5.22	


Scoring Servers		Rk	Team	Aces	Faults	Serve Hits	Total Attempts	Avg by Set
	1	CHN - CHINA	23	5	46	74	7.67	
	2	NED - NETHERLANDS	14	2	58	74	4.67	
	3	USA - UNITED STATES of AMERICA	9	9	55	73	3.00	
	4	LTU - LITHUANIA	4	3	37	44	1.33	
	4	JPN - JAPAN	4	5	35	44	1.33	
	6	LAT - LATVIA	2	-	26	28	0.67	
	7	SLO - SLOVENIA	-	-	-	-	0.00	
	7	UKR - UKRAINE	-	-	-	-	0.00	
Tournament Totals			56	24	257	337	6.22	





TEAMS RANKING BY SKILLS As of 7 SEP 2008

球队技术排名

P6

Non-scoring Diggers	Rk	Team	Digs	Faults	Receptions	Total Attempts	Avg by Set
	1	JPN - JAPAN	48	20	7	75	16.00
	2	NED - NETHERLANDS	44	14	23	81	14.67
	3	CHN - CHINA	37	4	7	48	12.33
	4	LTU - LITHUANIA	31	27	5	63	10.33
	4	USA - UNITED STATES of AMERICA	31	8	14	53	10.33
	6	LAT - LATVIA	17	26	16	59	5.67
	7	SLO - SLOVENIA	-	-	-	-	0.00
	7	UKR - UKRAINE	-	-	-	-	0.00
Tournament Totals			208	99	72	379	23.11

Non-scoring Setters	Rk	Team	Running Sets	Faults	Still Sets	Total Attempts	Avg by Set
	1	NED - NETHERLANDS	8	-	50	58	2.67
	1	USA - UNITED STATES of AMERICA	8	-	46	54	2.67
	3	LTU - LITHUANIA	7	1	51	59	2.33
	4	CHN - CHINA	6	-	48	54	2.00
	5	JPN - JAPAN	5	2	78	85	1.67
	6	LAT - LATVIA	-	3	23	26	0.00
	6	SLO - SLOVENIA	-	-	-	-	0.00
	6	UKR - UKRAINE	-	-	-	-	0.00
Tournament Totals			34	6	296	336	3.78

Non-scoring Receivers	Rk	Name	Excellents	Faults	Serve Receptions	Total Attempts	Succ %
	1	CHN - CHINA	24	1	-	25	96.00
	2	JPN - JAPAN	50	10	4	64	78.13
	3	USA - UNITED STATES of AMERICA	32	4	5	41	78.05
	4	LTU - LITHUANIA	44	7	10	61	72.13
	5	NED - NETHERLANDS	25	4	7	36	69.44
	6	LAT - LATVIA	32	25	10	67	47.76
	7	SLO - SLOVENIA	-	-	-	-	0.00
	7	UKR - UKRAINE	-	-	-	-	0.00
Tournament Totals			207	51	36	294	70.41


Legend:							
Avg	Average	Eff%	Efficiency	Rk	Rank	Succ %	Success %





TEAMS RANKING BY SKILLS As of 8 SEP 2008

球队技术排名

P6

Scoring Spikers		Rk	Team	Spikes	Faults	Shots	Total Attempts	Eff %
	1	CHN - CHINA	56	21	66	143	24.48	
	2	USA - UNITED STATES of AMERICA	27	11	32	70	22.86	
	3	NED - NETHERLANDS	58	30	83	171	16.37	
	4	SLO - SLOVENIA	46	24	67	137	16.06	
	5	UKR - UKRAINE	42	29	37	108	12.04	
	6	JPN - JAPAN	51	39	146	236	5.08	
	7	LTU - LITHUANIA	26	38	82	146	0.00	
	7	LAT - LATVIA	5	11	24	40	0.00	
Tournament Totals			311	203	537	1051	10.28	

Scoring Blockers		Rk	Team	Kill Blocks	Faults	Rebounds	Total Attempts	Avg by Set
	1	USA - UNITED STATES of AMERICA	15	8	8	31	5.00	
	2	SLO - SLOVENIA	17	17	42	76	4.25	
	3	UKR - UKRAINE	16	11	17	44	4.00	
	4	NED - NETHERLANDS	27	26	40	93	3.86	
	5	CHN - CHINA	16	18	20	54	2.67	
	6	LTU - LITHUANIA	13	29	28	70	2.17	
	7	JPN - JAPAN	13	23	38	74	1.86	
	8	LAT - LATVIA	4	9	10	23	1.33	
Tournament Totals			121	141	203	465	6.05	


Scoring Servers		Rk	Team	Aces	Faults	Serve Hits	Total Attempts	Avg by Set
	1	CHN - CHINA	33	10	105	148	5.50	
	2	NED - NETHERLANDS	26	13	132	171	3.71	
	3	SLO - SLOVENIA	13	6	76	95	3.25	
	4	USA - UNITED STATES of AMERICA	9	9	55	73	3.00	
	5	LTU - LITHUANIA	9	8	77	94	1.50	
	6	JPN - JAPAN	9	10	98	117	1.29	
	7	UKR - UKRAINE	3	15	62	80	0.75	
	8	LAT - LATVIA	2	-	26	28	0.67	
Tournament Totals			104	71	631	806	5.20	





TEAMS RANKING BY SKILLS As of 8 SEP 2008

球队技术排名

P6

Non-scoring Diggers	Rk	Team	Digs	Faults	Receptions	Total Attempts	Avg by Set
	1	SLO - SLOVENIA	73	15	11	99	18.25
	2	JPN - JAPAN	125	54	27	206	17.86
	3	CHN - CHINA	88	20	22	130	14.67
	4	NED - NETHERLANDS	80	36	42	158	11.43
	5	UKR - UKRAINE	43	20	18	81	10.75
	6	USA - UNITED STATES of AMERICA	31	8	14	53	10.33
	7	LTU - LITHUANIA	57	47	23	127	9.50
	8	LAT - LATVIA	17	26	16	59	5.67
Tournament Totals			514	226	173	913	25.70

Non-scoring Setters	Rk	Team	Running Sets	Faults	Still Sets	Total Attempts	Avg by Set
	1	USA - UNITED STATES of AMERICA	8	-	46	54	2.67
	2	CHN - CHINA	13	1	113	127	2.17
	3	NED - NETHERLANDS	14	-	116	130	2.00
	4	SLO - SLOVENIA	6	1	98	105	1.50
	5	LTU - LITHUANIA	8	3	100	111	1.33
	6	UKR - UKRAINE	4	4	62	70	1.00
	7	JPN - JAPAN	6	7	177	190	0.86
	8	LAT - LATVIA	-	3	23	26	0.00
Tournament Totals			59	19	735	813	2.95

Non-scoring Receivers	Rk	Name	Excellents	Faults	Serve Receptions	Total Attempts	Succ %
	1	CHN - CHINA	58	5	-	63	92.06
	2	SLO - SLOVENIA	51	5	7	63	80.95
	3	USA - UNITED STATES of AMERICA	32	4	5	41	78.05
	4	JPN - JAPAN	113	21	12	146	77.40
	5	NED - NETHERLANDS	72	8	16	96	75.00
	6	LTU - LITHUANIA	84	18	23	125	67.20
	7	UKR - UKRAINE	53	13	15	81	65.43
	8	LAT - LATVIA	32	25	10	67	47.76
Tournament Totals			495	99	88	682	72.58


Legend:	Avg	Eff%	Rk	Succ %
	Average	Efficiency	Rank	Success %





TEAMS RANKING BY SKILLS As of 9 SEP 2008

球队技术排名

P6

Scoring Spikers		Rk	Team	Spikes	Faults	Shots	Total Attempts	Eff %
	1	CHN - CHINA	96	31	100	227	28.63	
	2	USA - UNITED STATES of AMERICA	51	21	81	153	19.61	
	3	NED - NETHERLANDS	58	30	83	171	16.37	
	4	SLO - SLOVENIA	73	44	129	246	11.79	
	5	UKR - UKRAINE	72	52	81	205	9.76	
	6	LAT - LATVIA	40	29	46	115	9.57	
	7	JPN - JAPAN	51	39	146	236	5.08	
	8	LTU - LITHUANIA	51	51	124	226	0.00	
	Tournament Totals			492	297	790	1579	12.35

Scoring Blockers		Rk	Team	Kill Blocks	Faults	Rebounds	Total Attempts	Avg by Set
	1	USA - UNITED STATES of AMERICA	26	25	20	71	4.33	
	2	NED - NETHERLANDS	27	26	40	93	3.86	
	3	SLO - SLOVENIA	29	29	59	117	3.63	
	4	UKR - UKRAINE	28	24	47	99	3.50	
	5	CHN - CHINA	25	32	42	99	2.78	
	6	LTU - LITHUANIA	22	44	35	101	2.20	
	7	JPN - JAPAN	13	23	38	74	1.86	
	8	LAT - LATVIA	12	21	20	53	1.71	
	Tournament Totals			182	224	301	707	5.87


Scoring Servers		Rk	Team	Aces	Faults	Serve Hits	Total Attempts	Avg by Set
	1	CHN - CHINA	37	11	174	222	4.11	
	2	NED - NETHERLANDS	26	13	132	171	3.71	
	3	SLO - SLOVENIA	27	16	137	180	3.38	
	4	LTU - LITHUANIA	32	15	137	184	3.20	
	5	USA - UNITED STATES of AMERICA	13	15	100	128	2.17	
	6	LAT - LATVIA	14	6	88	108	2.00	
	7	UKR - UKRAINE	13	23	127	163	1.63	
	8	JPN - JAPAN	9	10	98	117	1.29	
	Tournament Totals			171	109	993	1273	5.52





TEAMS RANKING BY SKILLS As of 9 SEP 2008

球队技术排名

P6

Non-scoring Diggers	Rk	Team	Digs	Faults	Receptions	Total Attempts	Avg by Set
	1	JPN - JAPAN	125	54	27	206	17.86
	2	SLO - SLOVENIA	120	33	18	171	15.00
	3	CHN - CHINA	134	42	42	218	14.89
	4	NED - NETHERLANDS	80	36	42	158	11.43
	5	UKR - UKRAINE	86	44	30	160	10.75
	6	USA - UNITED STATES of AMERICA	58	39	36	133	9.67
	7	LTU - LITHUANIA	83	69	28	180	8.30
	8	LAT - LATVIA	46	47	27	120	6.57
Tournament Totals			732	364	250	1346	23.61

Non-scoring Setters	Rk	Team	Running Sets	Faults	Still Sets	Total Attempts	Avg by Set
	1	CHN - CHINA	19	3	176	198	2.11
	2	NED - NETHERLANDS	14	-	116	130	2.00
	3	SLO - SLOVENIA	13	5	173	191	1.63
	4	USA - UNITED STATES of AMERICA	8	2	111	121	1.33
	5	UKR - UKRAINE	10	7	121	138	1.25
	6	LTU - LITHUANIA	10	9	156	175	1.00
	7	JPN - JAPAN	6	7	177	190	0.86
	8	LAT - LATVIA	1	8	63	72	0.14
Tournament Totals			81	41	1093	1215	2.61

Non-scoring Receivers	Rk	Name	Excellents	Faults	Serve Receptions	Total Attempts	Succ %
	1	CHN - CHINA	96	9	3	108	88.89
	2	SLO - SLOVENIA	110	15	11	136	80.88
	3	JPN - JAPAN	113	21	12	146	77.40
	4	USA - UNITED STATES of AMERICA	87	9	17	113	76.99
	5	NED - NETHERLANDS	72	8	16	96	75.00
	6	UKR - UKRAINE	103	25	21	149	69.13
	7	LTU - LITHUANIA	128	28	39	195	65.64
	8	LAT - LATVIA	75	48	24	147	51.02
Tournament Totals			784	163	143	1090	71.93


Legend:							
Avg	Average	Eff%	Efficiency	Rk	Rank	Succ %	Success %





TEAMS RANKING BY SKILLS As of 10 SEP 2008

球队技术排名

P6

Scoring Spikers		Rk	Team	Spikes	Faults	Shots	Total Attempts	Eff %
	1	CHN - CHINA	96	31	100	227	28.63	
	2	NED - NETHERLANDS	100	47	134	281	18.86	
	3	USA - UNITED STATES of AMERICA	78	37	105	220	18.64	
	4	UKR - UKRAINE	101	61	101	263	15.21	
	5	SLO - SLOVENIA	101	65	194	360	10.00	
	6	JPN - JAPAN	69	57	175	301	3.99	
	7	LAT - LATVIA	49	46	86	181	1.66	
	8	LTU - LITHUANIA	51	51	124	226	0.00	
Tournament Totals			645	395	1019	2059	12.14	

Scoring Blockers		Rk	Team	Kill Blocks	Faults	Rebounds	Total Attempts	Avg by Set
	1	USA - UNITED STATES of AMERICA	34	30	34	98	3.78	
	2	UKR - UKRAINE	41	32	59	132	3.73	
	3	NED - NETHERLANDS	42	36	67	145	3.50	
	4	SLO - SLOVENIA	45	48	87	180	3.46	
	5	CHN - CHINA	25	32	42	99	2.78	
	6	LTU - LITHUANIA	22	44	35	101	2.20	
	7	LAT - LATVIA	19	37	23	79	1.90	
	8	JPN - JAPAN	15	33	46	94	1.50	
Tournament Totals			243	292	393	928	5.79	


Scoring Servers		Rk	Team	Aces	Faults	Serve Hits	Total Attempts	Avg by Set
	1	CHN - CHINA	37	11	174	222	4.11	
	2	SLO - SLOVENIA	46	25	204	275	3.54	
	3	LTU - LITHUANIA	32	15	137	184	3.20	
	4	NED - NETHERLANDS	38	24	218	280	3.17	
	5	USA - UNITED STATES of AMERICA	27	20	154	201	3.00	
	6	UKR - UKRAINE	28	33	176	237	2.55	
	7	LAT - LATVIA	18	10	122	150	1.80	
	8	JPN - JAPAN	14	18	134	166	1.40	
Tournament Totals			240	156	1319	1715	5.71	





TEAMS RANKING BY SKILLS As of 10 SEP 2008

球队技术排名

P6

Non-scoring Diggers	Rk	Team	Digs	Faults	Receptions	Total Attempts	Avg by Set
	1	CHN - CHINA	134	42	42	218	14.89
	2	JPN - JAPAN	146	76	40	262	14.60
	3	SLO - SLOVENIA	168	76	58	302	12.92
	4	NED - NETHERLANDS	142	70	83	295	11.83
	5	USA - UNITED STATES of AMERICA	96	48	42	186	10.67
	6	UKR - UKRAINE	107	55	40	202	9.73
	7	LTU - LITHUANIA	83	69	28	180	8.30
	8	LAT - LATVIA	67	68	37	172	6.70
Tournament Totals			943	504	370	1817	22.45

Non-scoring Setters	Rk	Team	Running Sets	Faults	Still Sets	Total Attempts	Avg by Set
	1	CHN - CHINA	19	3	176	198	2.11
	2	NED - NETHERLANDS	18	-	201	219	1.50
	3	UKR - UKRAINE	16	9	146	171	1.45
	4	SLO - SLOVENIA	16	6	268	290	1.23
	5	USA - UNITED STATES of AMERICA	10	3	160	173	1.11
	6	LTU - LITHUANIA	10	9	156	175	1.00
	7	JPN - JAPAN	9	8	229	246	0.90
	8	LAT - LATVIA	1	12	95	108	0.10
Tournament Totals			99	50	1431	1580	2.36

Non-scoring Receivers	Rk	Name	Excellents	Faults	Serve Receptions	Total Attempts	Succ %
	1	CHN - CHINA	96	9	3	108	88.89
	2	SLO - SLOVENIA	176	29	25	230	76.52
	3	USA - UNITED STATES of AMERICA	112	11	26	149	75.17
	4	JPN - JAPAN	153	31	20	204	75.00
	5	NED - NETHERLANDS	122	24	29	175	69.71
	6	UKR - UKRAINE	126	28	35	189	66.67
	7	LTU - LITHUANIA	128	28	39	195	65.64
	8	LAT - LATVIA	112	60	40	212	52.83
Tournament Totals			1025	220	217	1462	70.11


Legend:							
Avg	Average	Eff%	Efficiency	Rk	Rank	Succ %	Success %





TEAMS RANKING BY SKILLS As of 11 SEP 2008

球队技术排名

P6

Scoring Spikers		Rk	Team	Spikes	Faults	Shots	Total Attempts	Eff %
	1	CHN - CHINA	96	31	100	227	28.63	
	2	NED - NETHERLANDS	100	47	134	281	18.86	
	3	USA - UNITED STATES of AMERICA	78	37	105	220	18.64	
	4	UKR - UKRAINE	136	78	129	343	16.91	
	5	SLO - SLOVENIA	101	65	194	360	10.00	
	6	LTU - LITHUANIA	89	74	185	348	4.31	
	7	JPN - JAPAN	98	83	249	430	3.49	
	8	LAT - LATVIA	65	59	127	251	2.39	
	Tournament Totals			763	474	1223	2460	11.75

Scoring Blockers		Rk	Team	Kill Blocks	Faults	Rebounds	Total Attempts	Avg by Set
	1	USA - UNITED STATES of AMERICA	34	30	34	98	3.78	
	2	NED - NETHERLANDS	42	36	67	145	3.50	
	3	SLO - SLOVENIA	45	48	87	180	3.46	
	4	LTU - LITHUANIA	48	64	58	170	3.43	
	5	UKR - UKRAINE	47	43	74	164	3.36	
	6	CHN - CHINA	25	32	42	99	2.78	
	7	LAT - LATVIA	34	50	40	124	2.62	
	8	JPN - JAPAN	27	44	61	132	1.93	
	Tournament Totals			302	347	463	1112	6.16


Scoring Servers		Rk	Team	Aces	Faults	Serve Hits	Total Attempts	Avg by Set
	1	CHN - CHINA	37	11	174	222	4.11	
	2	SLO - SLOVENIA	46	25	204	275	3.54	
	3	NED - NETHERLANDS	38	24	218	280	3.17	
	4	LTU - LITHUANIA	44	22	214	280	3.14	
	5	USA - UNITED STATES of AMERICA	27	20	154	201	3.00	
	6	UKR - UKRAINE	36	35	240	311	2.57	
	7	LAT - LATVIA	25	14	174	213	1.92	
	8	JPN - JAPAN	17	24	201	242	1.21	
	Tournament Totals			270	175	1579	2024	5.51





TEAMS RANKING BY SKILLS As of 11 SEP 2008

球队技术排名

P6

Non-scoring Diggers	Rk	Team	Digs	Faults	Receptions	Total Attempts	Avg by Set
	1	JPN - JAPAN	209	106	54	369	14.93
	2	CHN - CHINA	134	42	42	218	14.89
	3	SLO - SLOVENIA	168	76	58	302	12.92
	4	NED - NETHERLANDS	142	70	83	295	11.83
	5	USA - UNITED STATES of AMERICA	96	48	42	186	10.67
	6	UKR - UKRAINE	147	75	65	287	10.50
	7	LTU - LITHUANIA	145	83	41	269	10.36
	8	LAT - LATVIA	84	97	60	241	6.46
Tournament Totals			1125	597	445	2167	22.96

Non-scoring Setters	Rk	Team	Running Sets	Faults	Still Sets	Total Attempts	Avg by Set
	1	CHN - CHINA	19	3	176	198	2.11
	2	NED - NETHERLANDS	18	-	201	219	1.50
	3	LTU - LITHUANIA	20	14	233	267	1.43
	4	SLO - SLOVENIA	16	6	268	290	1.23
	5	UKR - UKRAINE	17	12	200	229	1.21
	6	USA - UNITED STATES of AMERICA	10	3	160	173	1.11
	7	JPN - JAPAN	12	12	330	354	0.86
	8	LAT - LATVIA	3	18	132	153	0.23
Tournament Totals			115	68	1700	1883	2.35

Non-scoring Receivers	Rk	Name	Excellents	Faults	Serve Receptions	Total Attempts	Succ %
	1	CHN - CHINA	96	9	3	108	88.89
	2	SLO - SLOVENIA	176	29	25	230	76.52
	3	JPN - JAPAN	220	40	28	288	76.39
	4	USA - UNITED STATES of AMERICA	112	11	26	149	75.17
	5	LTU - LITHUANIA	185	32	44	261	70.88
	6	NED - NETHERLANDS	122	24	29	175	69.71
	7	UKR - UKRAINE	169	36	41	246	68.70
	8	LAT - LATVIA	165	69	47	281	58.72
Tournament Totals			1245	250	243	1738	71.63


Legend:							
Avg	Average	Eff%	Efficiency	Rk	Rank	Succ %	Success %





TEAMS RANKING BY SKILLS As of 12 SEP 2008

球队技术排名

P6

Scoring Spikers		Rk	Team	Spikes	Faults	Shots	Total Attempts	Eff %
	1	CHN - CHINA	134	41	149	324	28.70	
	2	UKR - UKRAINE	136	78	129	343	16.91	
	3	USA - UNITED STATES of AMERICA	124	65	197	386	15.28	
	4	NED - NETHERLANDS	135	73	220	428	14.49	
	5	SLO - SLOVENIA	123	70	251	444	11.94	
	6	LTU - LITHUANIA	89	74	185	348	4.31	
	7	JPN - JAPAN	98	83	249	430	3.49	
	8	LAT - LATVIA	65	59	127	251	2.39	
	Tournament Totals			904	543	1507	2954	12.22

Scoring Blockers		Rk	Team	Kill Blocks	Faults	Rebounds	Total Attempts	Avg by Set
	1	USA - UNITED STATES of AMERICA	62	44	75	181	4.43	
	2	LTU - LITHUANIA	48	64	58	170	3.43	
	3	NED - NETHERLANDS	58	65	97	220	3.41	
	4	UKR - UKRAINE	47	43	74	164	3.36	
	5	SLO - SLOVENIA	48	63	100	211	3.00	
	6	CHN - CHINA	32	47	55	134	2.67	
	7	LAT - LATVIA	34	50	40	124	2.62	
	8	JPN - JAPAN	27	44	61	132	1.93	
	Tournament Totals			356	420	560	1336	6.25


Scoring Servers		Rk	Team	Aces	Faults	Serve Hits	Total Attempts	Avg by Set
	1	CHN - CHINA	52	14	230	296	4.33	
	2	SLO - SLOVENIA	55	34	239	328	3.44	
	3	LTU - LITHUANIA	44	22	214	280	3.14	
	4	NED - NETHERLANDS	53	31	307	391	3.12	
	5	USA - UNITED STATES of AMERICA	36	29	248	313	2.57	
	5	UKR - UKRAINE	36	35	240	311	2.57	
	7	LAT - LATVIA	25	14	174	213	1.92	
	8	JPN - JAPAN	17	24	201	242	1.21	
	Tournament Totals			318	203	1853	2374	5.58





TEAMS RANKING BY SKILLS As of 12 SEP 2008

球队技术排名

P6

Non-scoring Diggers	Rk	Team	Digs	Faults	Receptions	Total Attempts	Avg by Set
	1	CHN - CHINA	192	56	46	294	16.00
	2	JPN - JAPAN	209	106	54	369	14.93
	3	USA - UNITED STATES of AMERICA	189	89	79	357	13.50
	4	NED - NETHERLANDS	215	103	139	457	12.65
	5	SLO - SLOVENIA	200	103	73	376	12.50
	6	UKR - UKRAINE	147	75	65	287	10.50
	7	LTU - LITHUANIA	145	83	41	269	10.36
	8	LAT - LATVIA	84	97	60	241	6.46
Tournament Totals			1381	712	557	2650	24.23

Non-scoring Setters	Rk	Team	Running Sets	Faults	Still Sets	Total Attempts	Avg by Set
	1	CHN - CHINA	41	3	227	271	3.42
	2	NED - NETHERLANDS	26	4	312	342	1.53
	3	LTU - LITHUANIA	20	14	233	267	1.43
	4	SLO - SLOVENIA	22	6	322	350	1.38
	5	USA - UNITED STATES of AMERICA	18	6	282	306	1.29
	6	UKR - UKRAINE	17	12	200	229	1.21
	7	JPN - JAPAN	12	12	330	354	0.86
	8	LAT - LATVIA	3	18	132	153	0.23
Tournament Totals			159	75	2038	2272	2.79

Non-scoring Receivers	Rk	Name	Excellents	Faults	Serve Receptions	Total Attempts	Succ %
	1	CHN - CHINA	127	15	3	145	87.59
	2	JPN - JAPAN	220	40	28	288	76.39
	3	USA - UNITED STATES of AMERICA	187	26	36	249	75.10
	4	SLO - SLOVENIA	220	41	37	298	73.83
	5	NED - NETHERLANDS	200	33	39	272	73.53
	6	LTU - LITHUANIA	185	32	44	261	70.88
	7	UKR - UKRAINE	169	36	41	246	68.70
	8	LAT - LATVIA	165	69	47	281	58.72
Tournament Totals			1473	292	275	2040	72.21


Legend:							
Avg	Average	Eff%	Efficiency	Rk	Rank	Succ %	Success %





TEAMS RANKING BY SKILLS As of 13 SEP 2008

球队技术排名

P6

Scoring Spikers	Rk	Team	Spikes	Faults	Shots	Total Attempts	Eff %
	1	CHN - CHINA	134	41	149	324	28.70
	2	UKR - UKRAINE	165	93	158	416	17.31
	3	USA - UNITED STATES of AMERICA	124	65	197	386	15.28
	4	NED - NETHERLANDS	135	73	220	428	14.49
	5	SLO - SLOVENIA	123	70	251	444	11.94
	6	LAT - LATVIA	102	80	185	367	5.99
	7	JPN - JAPAN	127	95	318	540	5.93
	8	LTU - LITHUANIA	109	92	228	429	3.96
Tournament Totals			1019	609	1706	3334	12.30

Scoring Blockers	Rk	Team	Kill Blocks	Faults	Rebounds	Total Attempts	Avg by Set
	1	USA - UNITED STATES of AMERICA	62	44	75	181	4.43
	2	NED - NETHERLANDS	58	65	97	220	3.41
	3	LTU - LITHUANIA	57	82	70	209	3.35
	3	UKR - UKRAINE	57	52	90	199	3.35
	5	SLO - SLOVENIA	48	63	100	211	3.00
	6	CHN - CHINA	32	47	55	134	2.67
	7	LAT - LATVIA	43	61	67	171	2.39
	8	JPN - JAPAN	35	50	82	167	1.84
Tournament Totals			392	464	636	1492	6.03


Scoring Servers	Rk	Team	Aces	Faults	Serve Hits	Total Attempts	Avg by Set
	1	CHN - CHINA	52	14	230	296	4.33
	2	SLO - SLOVENIA	55	34	239	328	3.44
	3	NED - NETHERLANDS	53	31	307	391	3.12
	4	UKR - UKRAINE	50	47	288	385	2.94
	5	LTU - LITHUANIA	47	26	259	332	2.76
	6	USA - UNITED STATES of AMERICA	36	29	248	313	2.57
	7	JPN - JAPAN	40	31	270	341	2.11
	8	LAT - LATVIA	36	19	241	296	2.00
Tournament Totals			369	231	2082	2682	5.68





TEAMS RANKING BY SKILLS As of 13 SEP 2008

球队技术排名

P6

Non-scoring Diggers	Rk	Team	Digs	Faults	Receptions	Total Attempts	Avg by Set
	1	CHN - CHINA	192	56	46	294	16.00
	2	JPN - JAPAN	279	150	86	515	14.68
	3	USA - UNITED STATES of AMERICA	189	89	79	357	13.50
	4	NED - NETHERLANDS	215	103	139	457	12.65
	5	SLO - SLOVENIA	200	103	73	376	12.50
	6	UKR - UKRAINE	179	82	76	337	10.53
	6	LTU - LITHUANIA	179	101	43	323	10.53
	8	LAT - LATVIA	144	127	92	363	8.00
Tournament Totals			1577	811	634	3022	24.26

Non-scoring Setters	Rk	Team	Running Sets	Faults	Still Sets	Total Attempts	Avg by Set
	1	CHN - CHINA	41	3	227	271	3.42
	2	NED - NETHERLANDS	26	4	312	342	1.53
	3	UKR - UKRAINE	24	13	243	280	1.41
	4	SLO - SLOVENIA	22	6	322	350	1.38
	5	JPN - JAPAN	25	13	410	448	1.32
	6	USA - UNITED STATES of AMERICA	18	6	282	306	1.29
	7	LTU - LITHUANIA	21	17	285	323	1.24
	8	LAT - LATVIA	5	28	188	221	0.28
Tournament Totals			182	90	2269	2541	2.80

Non-scoring Receivers	Rk	Name	Excellents	Faults	Serve Receptions	Total Attempts	Succ %
	1	CHN - CHINA	127	15	3	145	87.59
	2	JPN - JAPAN	275	51	37	363	75.76
	3	USA - UNITED STATES of AMERICA	187	26	36	249	75.10
	4	SLO - SLOVENIA	220	41	37	298	73.83
	5	NED - NETHERLANDS	200	33	39	272	73.53
	6	LTU - LITHUANIA	228	43	47	318	71.70
	7	UKR - UKRAINE	207	38	48	293	70.65
	8	LAT - LATVIA	221	88	60	369	59.89
Tournament Totals			1665	335	307	2307	72.17


Legend:							
Avg	Average	Eff%	Efficiency	Rk	Rank	Succ %	Success %





TEAMS RANKING BY SKILLS As of 14 SEP 2008

球队技术排名

P6

Scoring Spikers		Rk	Team	Spikes	Faults	Shots	Total Attempts	Eff %
	1	CHN - CHINA	167	53	180	400	28.50	
	2	UKR - UKRAINE	165	93	158	416	17.31	
	3	NED - NETHERLANDS	157	82	260	499	15.03	
	4	USA - UNITED STATES of AMERICA	143	87	242	472	11.86	
	5	SLO - SLOVENIA	141	86	303	530	10.38	
	6	LAT - LATVIA	102	80	185	367	5.99	
	7	JPN - JAPAN	127	95	318	540	5.93	
	8	LTU - LITHUANIA	109	92	228	429	3.96	
Tournament Totals			1111	668	1874	3653	12.13	

Scoring Blockers		Rk	Team	Kill Blocks	Faults	Rebounds	Total Attempts	Avg by Set
	1	USA - UNITED STATES of AMERICA	69	56	93	218	4.06	
	2	NED - NETHERLANDS	69	81	109	259	3.45	
	3	LTU - LITHUANIA	57	82	70	209	3.35	
	3	UKR - UKRAINE	57	52	90	199	3.35	
	5	SLO - SLOVENIA	55	77	118	250	2.89	
	6	CHN - CHINA	40	59	81	180	2.67	
	7	LAT - LATVIA	43	61	67	171	2.39	
	8	JPN - JAPAN	35	50	82	167	1.84	
Tournament Totals			425	518	710	1653	5.99	


Scoring Servers		Rk	Team	Aces	Faults	Serve Hits	Total Attempts	Avg by Set
	1	CHN - CHINA	63	19	288	370	4.20	
	2	SLO - SLOVENIA	61	43	282	386	3.21	
	3	NED - NETHERLANDS	63	40	363	466	3.15	
	4	UKR - UKRAINE	50	47	288	385	2.94	
	5	LTU - LITHUANIA	47	26	259	332	2.76	
	6	USA - UNITED STATES of AMERICA	40	32	290	362	2.35	
	7	JPN - JAPAN	40	31	270	341	2.11	
	8	LAT - LATVIA	36	19	241	296	2.00	
Tournament Totals			400	257	2281	2938	5.63	





TEAMS RANKING BY SKILLS As of 14 SEP 2008

球队技术排名

P6

Non-scoring Diggers	Rk	Team	Digs	Faults	Receptions	Total Attempts	Avg by Set
	1	CHN - CHINA	244	67	59	370	16.27
	2	JPN - JAPAN	279	150	86	515	14.68
	3	USA - UNITED STATES of AMERICA	220	115	91	426	12.94
	4	SLO - SLOVENIA	242	125	96	463	12.74
	5	NED - NETHERLANDS	254	118	165	537	12.70
	6	UKR - UKRAINE	179	82	76	337	10.53
	6	LTU - LITHUANIA	179	101	43	323	10.53
	8	LAT - LATVIA	144	127	92	363	8.00
Tournament Totals			1741	885	708	3334	24.52

Non-scoring Setters	Rk	Team	Running Sets	Faults	Still Sets	Total Attempts	Avg by Set
	1	CHN - CHINA	55	5	277	337	3.67
	2	NED - NETHERLANDS	32	5	362	399	1.60
	3	UKR - UKRAINE	24	13	243	280	1.41
	4	USA - UNITED STATES of AMERICA	23	8	341	372	1.35
	5	JPN - JAPAN	25	13	410	448	1.32
	5	SLO - SLOVENIA	25	7	382	414	1.32
	7	LTU - LITHUANIA	21	17	285	323	1.24
	8	LAT - LATVIA	5	28	188	221	0.28
Tournament Totals			210	96	2488	2794	2.96

Non-scoring Receivers	Rk	Name	Excellents	Faults	Serve Receptions	Total Attempts	Succ %
	1	CHN - CHINA	165	18	4	187	88.24
	2	USA - UNITED STATES of AMERICA	240	35	39	314	76.43
	3	JPN - JAPAN	275	51	37	363	75.76
	4	SLO - SLOVENIA	266	51	44	361	73.68
	5	NED - NETHERLANDS	234	39	48	321	72.90
	6	LTU - LITHUANIA	228	43	47	318	71.70
	7	UKR - UKRAINE	207	38	48	293	70.65
	8	LAT - LATVIA	221	88	60	369	59.89
Tournament Totals			1836	363	327	2526	72.68

Legend:							
Avg	Average	Eff%	Efficiency	Rk	Rank	Succ %	Success %



PLAYERS RANKING BY SKILLS As of 7 SEP 2008

球员技术排名

P5

BEST SCORERS

Rk	No	Name	NOC	Spike	Block	Serve	Total
1	12	SHENG Yu Hong	CHN	12	3	4	19
2	5	van der HAAR-KRAMP Karin	NED	12	2	3	17
3	9	ZHANG Xu Fei	CHN	4	2	9	15
4	5	HOLLOWAY Katie	USA	8	3	2	13
5	6	OMURA Shiori	JPN	8	1	1	10
5	6	ERICKSON Heather	USA	6	1	3	10
5	15	LANCASTER Kendra	USA	7	1	2	10
8	3	TAN Yanhua	CHN	7	1	1	9
8	9	URBUTIENE Jolita	LTU	6	3	-	9
8	6	HARMSSEN-ROOSEN Karin	NED	2	4	3	9
8	8	LIST Paula	NED	2	2	5	9
12	7	KANEKI Emi	JPN	4	1	3	8
12	10	WESTERHOF Petra	NED	7	1	-	8
14	11	ZHANG Lijun	CHN	4	1	2	7
15	1	WEBSTER Lora	USA	2	4	-	6
16	2	LU Hong Qin	CHN	-	-	5	5
16	8	KANEDA Noriko	JPN	4	1	-	5
16	8	SKUTANE Zanna	LAT	3	2	-	5
16	4	BAUMGARTE Malda	LTU	2	-	3	5
16	12	TEN THIJE-VOORTMAN Josien	NED	5	-	-	5
16	11	ALDRICH Allison	USA	3	2	-	5
22	3	OKAHIRA Yukari	JPN	4	-	-	4
22	13	LINGYTE Karolina	LTU	2	1	1	4
22	13	MILLAGE Nichole	USA	-	3	1	4
25	8	LI Liping	CHN	1	1	1	3
25	10	JERMOLENKO Irina	LAT	-	2	1	3
25	4	de VRIES Rika	NED	1	-	2	3
25	3	MAYMON Brenda	USA	1	1	1	3
29	10	YANG Yan Ling	CHN	-	1	1	2
29	1	AWANO Sachie	JPN	1	1	-	2
29	3	RUSINA Nellija	LAT	1	-	1	2
29	5	ZILYTE Virginija	LTU	1	1	-	2
29	8	SUSINSKYTE Neringa	LTU	1	1	-	2
29	10	CVIRKIENE Ruta	LTU	2	-	-	2
35	2	OSADA Mamiko	JPN	1	-	-	1
35	12	KARLIETE Liga	LAT	1	-	-	1
35	3	van MARUM Djoke	NED	-	-	1	1
Tournament Totals				125	47	56	228




PLAYERS RANKING BY SKILLS As of 7 SEP 2008


球员技术排名

P5


BEST SPIKERS

Scoring Spikers	Rk	No	Name	NOC	Spikes	Faults	Shots	Total Attempts	Eff %
	1	5	van der HAAR-KRAMP Karin	NED	12	2	6	20	50.00
	2	12	SHENG Yu Hong	CHN	12	3	6	21	42.86
	3	5	HOLLOWAY Katie	USA	8	1	9	18	38.89
	4	10	WESTERHOF Petra	NED	7	3	9	19	21.05
	5	11	ZHANG Lijun	CHN	4	2	6	12	16.67
	6	6	OMURA Shiori	JPN	8	4	13	25	16.00
	7	12	TEN THIJE-VOORTMAN Josien	NED	5	3	5	13	15.38
	8	9	URBUTIENE Jolita	LTU	6	3	13	22	13.64
	9	3	TAN Yanhua	CHN	7	5	4	16	12.50
	10	1	WEBSTER Lora	USA	2	1	9	12	8.33
Limit 15.00 %	Team Totals				125	88	217	430	8.60

BEST BLOCKERS

Scoring Blockers	Rk	No	Name	NOC	Kill Blocks	Faults	Rebounds	Total Attempts	Avg by Set
	1	6	HARMSSEN-ROOSEN Karin	NED	4	2	5	11	1.33
	1	1	WEBSTER Lora	USA	4	4	1	9	1.33
	3	12	SHENG Yu Hong	CHN	3	4	-	7	1.00
	3	13	MILLAGE Nichole	USA	3	1	1	5	1.00
	3	9	URBUTIENE Jolita	LTU	3	2	-	5	1.00
	3	5	HOLLOWAY Katie	USA	3	-	1	4	1.00
		Team Totals				47	50	71	168

BEST SERVERS

Scoring Servers	Rk	No	Name	NOC	Aces	Faults	Serve Hits	Total Attempts	Avg by Set
	1	9	ZHANG Xu Fei	CHN	9	-	12	21	3.00
	2	8	LIST Paula	NED	5	1	13	19	1.67
	2	2	LU Hong Qin	CHN	5	-	9	14	1.67
	4	12	SHENG Yu Hong	CHN	4	2	2	8	1.33
	5	6	HARMSSEN-ROOSEN Karin	NED	3	-	16	19	1.00
	5	6	ERICKSON Heather	USA	3	-	12	15	1.00
	5	4	BAUMGARTE Malda	LTU	3	-	11	14	1.00
	5	7	KANEKI Emi	JPN	3	1	10	14	1.00
	5	5	van der HAAR-KRAMP Karin	NED	3	1	2	6	1.00
		Team Totals				56	24	257	337




PLAYERS RANKING BY SKILLS As of 7 SEP 2008


球员技术排名

P5


BEST DIGGERS

Non-scoring Diggers	Rk	No	Name	NOC	Digs	Faults	Receptions	Total Attempts	Avg by Set
	1	2	OSADA Mamiko	JPN	10	6	1	17	3.33
	1	5	HOLLOWAY Katie	USA	10	-	3	13	3.33
	1	3	TAN Yanhua	CHN	10	1	1	12	3.33
	4	1	AWANO Sachie	JPN	9	7	1	17	3.00
	4	6	HARMSSEN-ROOSEN Karin	NED	9	3	3	15	3.00
	4	12	TEN THIJE-VOORTMAN Josien	NED	9	1	2	12	3.00
	7	9	URBUTIENE Jolita	LTU	8	2	1	11	2.67
	7	6	OMURA Shiori	JPN	8	1	1	10	2.67
	7	2	LU Hong Qin	CHN	8	-	1	9	2.67
	Team Totals					208	99	72	379

BEST SETTERS

Non-scoring Setters	Rk	No	Name	NOC	Running Sets	Faults	Still Sets	Total Attempts	Avg by Set
	1	2	LU Hong Qin	CHN	5	-	18	23	1.67
	2	6	HARMSSEN-ROOSEN Karin	NED	4	-	28	32	1.33
	2	10	WESTERHOF Petra	NED	4	-	19	23	1.33
	4	3	MAYMON Brenda	USA	3	-	11	14	1.00
	5	7	KANEKI Emi	JPN	2	-	18	20	0.67
	5	1	WEBSTER Lora	USA	2	-	14	16	0.67
	5	2	VERBUVIENE Jurate	LTU	2	1	8	11	0.67
	5	9	URBUTIENE Jolita	LTU	2	-	7	9	0.67
	5	11	ALDRICH Allison	USA	2	-	7	9	0.67
	5	5	ZILYTE Virginija	LTU	2	-	6	8	0.67
Team Totals					34	6	296	336	3.78

BEST RECEIVERS

Non-scoring Receivers	Rk	No	Name	NOC	Excellents	Faults	Serve Receptions	Total Attempts	Succ %	
	1	9	ZHANG Xu Fei	CHN	8	-	-	8	100.00	
	2	10	WESTERHOF Petra	NED	8	1	-	9	88.89	
	3	7	BAKKER Sanne	NED	9	3	2	14	64.29	
	4	2	VERBUVIENE Jurate	LTU	12	3	4	19	63.16	
		1	AWANO Sachie	JPN	13	2	-	15		
		5	SAITO Yoko	JPN	12	3	-	15		
		3	OKAHIRA Yukari	JPN	8	3	3	14		
		2	BARKANE Inara	LAT	9	3	2	14		
		2	OSADA Mamiko	JPN	10	1	1	12		
		7	DZALBA Una	LAT	7	3	1	11		
Limit 25.00 %	Team Totals					207	51	36	294	70.41




PLAYERS RANKING BY SKILLS As of 7 SEP 2008

球员技术排名

P5

BEST LIBEROS

Non-scoring Liberos	Rk	No	Name	NOC	Excellents	Faults	In Play	Total Attempts	Succ %
	1	5	SAITO Yoko	JPN	19	4	1	24	79.17
	2	10	MILLER Kari	USA	10	-	3	13	76.92
	3	7	BAKKER Sanne	NED	15	5	9	29	51.72
	4	6	JEGOROVA Olga	LAT	6	7	1	14	42.86

Note:

Best scorers - 50 players are listed, except where ties would extend the list beyond 50 in which case the tied players are not listed.
Skills - 10 players are listed per skill, except where ties would extend the list beyond 10 in which case the tied players are not listed.

Legend:

Avg Average Eff% Efficiency Rk Rank Succ % Success %



PLAYERS RANKING BY SKILLS As of 8 SEP 2008

球员技术排名

P5

BEST SCORERS

Rk	No	Name	NOC	Spike	Block	Serve	Total
1	12	SHENG Yu Hong	CHN	23	6	8	37
1	1	URNAUT Anita	SLO	27	9	1	37
3	6	OMURA Shiori	JPN	24	5	2	31
4	5	van der HAAR-KRAMP Karin	NED	17	4	3	24
5	10	WESTERHOF Petra	NED	7	6	8	21
6	6	YUDINA Ilona	UKR	15	3	1	19
7	3	TAN Yanhua	CHN	13	2	2	17
7	9	ZHANG Xu Fei	CHN	6	2	9	17
9	3	van MARUM Djoke	NED	11	4	1	16
10	11	ZHANG Lijun	CHN	10	1	4	15
10	8	LIST Paula	NED	5	3	7	15
12	10	KOTNIK Sasa	SLO	9	2	3	14
13	10	CVIRKIENE Ruta	LTU	7	3	3	13
13	6	HARMSSEN-ROOSEN Karin	NED	4	6	3	13
13	5	HOLLOWAY Katie	USA	8	3	2	13
16	9	URBUTIENE Jolita	LTU	9	3	-	12
17	7	KANEKI Emi	JPN	6	2	3	11
17	1	STINISSEN Elvira	NED	5	4	2	11
17	8	GOSNAK Danica	SLO	3	2	6	11
20	8	KANEDA Noriko	JPN	8	2	-	10
20	7	KLOCHKOVA Larysa	UKR	8	2	-	10
20	6	ERICKSON Heather	USA	6	1	3	10
20	15	LANCASTER Kendra	USA	7	1	2	10
24	2	LU Hong Qin	CHN	2	1	6	9
25	3	OKAHIRA Yukari	JPN	5	1	2	8
25	12	TEN THIJE-VOORTMAN Josien	NED	8	-	-	8
25	10	LYSENKO Alla	UKR	3	5	-	8
28	1	AWANO Sachie	JPN	5	2	-	7
28	2	CHURKINA Anzhelika	UKR	5	2	-	7
28	9	OSETYNSKA Inna	UKR	4	1	2	7
31	8	Li Liping	CHN	1	3	2	6
31	4	BAUMGARTE Malda	LTU	3	-	3	6
31	1	PRYVALYKHINA Margaryta	UKR	5	1	-	6
31	1	WEBSTER Lora	USA	2	4	-	6
35	2	OSADA Mamiko	JPN	2	1	2	5
35	8	SKUTANE Zanna	LAT	3	2	-	5
35	9	TOMIC Stefaka	SLO	3	2	-	5
35	11	ALDRICH Allison	USA	3	2	-	5
39	3	BUDINIENE Liudmila	LTU	3	-	1	4
39	5	ZILYTE Virginija	LTU	1	3	-	4
39	13	LINGYTE Karolina	LTU	2	1	1	4
39	4	JAKIN Bogomira	SLO	3	1	-	4
39	6	OCEPEK Suzana	SLO	1	1	2	4
39	13	MILLAGE Nichole	USA	-	3	1	4
45	10	JERMOLENKO Irina	LAT	-	2	1	3
45	2	VERBUVIENE Jurate	LTU	-	2	1	3
45	4	de VRIES Rika	NED	1	-	2	3
45	3	LOMAKINA Liubov	UKR	2	1	-	3
45	3	MAYMON Brenda	USA	1	1	1	3
Tournament Totals				311	121	104	536




PLAYERS RANKING BY SKILLS As of 8 SEP 2008


球员技术排名

P5


BEST SPIKERS

Scoring Spikers	Rk	No	Name	NOC	Spikes	Faults	Shots	Total Attempts	Eff %
	1	5	HOLLOWAY Katie	USA	8	1	9	18	38.89
	2	12	SHENG Yu Hong	CHN	23	6	20	49	34.69
	3	5	van der HAAR-KRAMP Karin	NED	17	4	17	38	34.21
	4	1	URNAUT Anita	SLO	27	12	25	64	23.44
	5	10	KOTNIK Sasa	SLO	9	3	15	27	22.22
	5	11	ZHANG Lijun	CHN	10	4	13	27	22.22
	7	3	van MARUM Djoke	NED	11	6	9	26	19.23
	8	6	YUDINA Ilona	UKR	15	9	8	32	18.75
	9	6	OMURA Shiori	JPN	24	11	47	82	15.85
	10	3	TAN Yanhua	CHN	13	8	14	35	14.29
Limit 15.00 %	Team Totals				311	203	537	1051	10.28

BEST BLOCKERS

Scoring Blockers	Rk	No	Name	NOC	Kill Blocks	Faults	Rebounds	Total Attempts	Avg by Set
	1	1	URNAUT Anita	SLO	9	6	11	26	2.25
	2	1	WEBSTER Lora	USA	4	4	1	9	1.33
	3	10	LYSENKO Alla	UKR	5	1	2	8	1.25
	4	12	SHENG Yu Hong	CHN	6	5	3	14	1.00
	4	13	MILLAGE Nichole	USA	3	1	1	5	1.00
	4	5	HOLLOWAY Katie	USA	3	-	1	4	1.00
	7	6	HARMSSEN-ROOSEN Karin	NED	6	7	12	25	0.86
	7	10	WESTERHOF Petra	NED	6	1	8	15	0.86
	9	6	YUDINA Ilona	UKR	3	1	2	6	0.75
	10	6	OMURA Shiori	JPN	5	6	11	22	0.71
	Team Totals				121	141	203	465	6.05

BEST SERVERS

Scoring Servers	Rk	No	Name	NOC	Aces	Faults	Serve Hits	Total Attempts	Avg by Set
	1	8	GOSNAK Danica	SLO	6	1	21	28	1.50
	1	9	ZHANG Xu Fei	CHN	9	1	14	24	1.50
	3	12	SHENG Yu Hong	CHN	8	3	16	27	1.33
	4	10	WESTERHOF Petra	NED	8	-	31	39	1.14
	5	8	LIST Paula	NED	7	3	19	29	1.00
	5	2	LU Hong Qin	CHN	6	-	21	27	1.00
	5	6	ERICKSON Heather	USA	3	-	12	15	1.00
	8	10	KOTNIK Sasa	SLO	3	2	11	16	0.75
	Team Totals				104	71	631	806	5.20




PLAYERS RANKING BY SKILLS As of 8 SEP 2008


球员技术排名

P5


BEST DIGGERS

Non-scoring Diggers	Rk	No	Name	NOC	Digs	Faults	Receptions	Total Attempts	Avg by Set
	1	1	URNAUT Anita	SLO	20	5	4	29	5.00
	2	8	GOSNAK Danica	SLO	16	2	2	20	4.00
	3	9	OSETYNSKA Inna	UKR	15	3	3	21	3.75
	4	10	KOTNIK Sasa	SLO	14	3	3	20	3.50
	5	2	LU Hong Qin	CHN	20	5	5	30	3.33
	5	5	HOLLOWAY Katie	USA	10	-	3	13	3.33
	7	2	OSADA Mamiko	JPN	23	14	3	40	3.29
	8	1	AWANO Sachie	JPN	22	12	5	39	3.14
	9	6	UMURA Shiori	JPN	21	5	6	32	3.00
	9	9	URBUTIENE Jolita	LTU	18	7	5	30	3.00
Team Totals					514	226	173	913	25.70

BEST SETTERS

Non-scoring Setters	Rk	No	Name	NOC	Running Sets	Faults	Still Sets	Total Attempts	Avg by Set
	1	2	LU Hong Qin	CHN	10	-	39	49	1.67
	2	6	HARMSSEN-ROOSEN Karin	NED	7	-	54	61	1.00
	2	10	WESTERHOF Petra	NED	7	-	52	59	1.00
	2	4	JAKIN Bogomira	SLO	4	-	22	26	1.00
	2	3	MAYMON Brenda	USA	3	-	11	14	1.00
	6	1	WEBSTER Lora	USA	2	-	14	16	0.67
	6	11	ALDRICH Allison	USA	2	-	7	9	0.67
	8	8	LI Liping	CHN	3	-	24	27	0.50
	8	9	OSETYNSKA Inna	UKR	2	1	15	18	0.50
	10	7	KANEKI Emi	JPN	3	2	51	56	0.43
Team Totals					59	19	735	813	2.95

BEST RECEIVERS

Non-scoring Receivers	Rk	No	Name	NOC	Excellents	Faults	Serve Receptions	Total Attempts	Succ %	
	1	1	URNAUT Anita	SLO	15	-	1	16	93.75	
	2	2	VERBUVIENE Jurate	LTU	22	3	8	33	66.67	
	3	7	BAKKER Sanne	NED	29	7	8	44	65.91	
	4	6	OCEPEK Suzana	SLO	11	4	3	18	61.11	
		1	AWANO Sachie	JPN	26	4	2	32		
		3	OKAHIRA Yukari	JPN	21	5	6	32		
		5	SAITO Yoko	JPN	24	6	2	32		
		2	OSADA Mamiko	JPN	20	4	1	25		
		2	CHURKINA Anzhelika	UKR	16	2	1	19		
		5	ZILYTE Virginija	LTU	11	4	4	19		
Limit 25.00 %	Team Totals					495	99	88	682	72.58




PLAYERS RANKING BY SKILLS As of 8 SEP 2008

球员技术排名

P5

BEST LIBEROS

Non-scoring Liberos	Rk	No	Name	NOC	Excellents	Faults	In Play	Total Attempts	Succ %
	1	2	GRADISEK Emilie	SLO	3	-	-	3	100.00
	2	6	ZHENG Xiong Ying	CHN	14	1	2	17	82.35
	3	10	MILLER Kari	USA	10	-	3	13	76.92
	4	5	SAITO Yoko	JPN	41	9	5	55	74.55
	5	7	BAKKER Sanne	NED	44	11	21	76	57.89
	6	6	JEGOROVA Olga	LAT	6	7	1	14	42.86

Note:

Best scorers - 50 players are listed, except where ties would extend the list beyond 50 in which case the tied players are not listed.
Skills - 10 players are listed per skill, except where ties would extend the list beyond 10 in which case the tied players are not listed.

Legend:

Avg Average Eff% Efficiency Rk Rank Succ % Success %



PLAYERS RANKING BY SKILLS As of 9 SEP 2008

球员技术排名

P5

BEST SCORERS

Rk	No	Name	NOC	Spike	Block	Serve	Total
1	12	SHENG Yuhong	CHN	46	7	9	62
2	1	URNAUT Anita	SLO	42	14	3	59
3	6	YUDINA Ilona	UKR	23	5	4	32
4	6	OMURA Shiori	JPN	24	5	2	31
5	3	TAN Yanhua	CHN	21	3	2	26
5	9	URBUTIENE Jolita	LTU	16	6	4	26
7	9	ZHANG Xufei	CHN	10	4	11	25
7	5	HOLLOWAY Katie	USA	16	7	2	25
9	5	van der HAAR-KRAMP Karin	NED	17	4	3	24
10	10	JERMOLENKO Irina	LAT	16	3	4	23
11	10	WESTERHOF Petra	NED	7	6	8	21
11	8	GOSNAK Danica	SLO	7	2	12	21
13	6	ERICKSON Heather	USA	13	4	3	20
14	11	ZHANG Lijun	CHN	12	2	5	19
14	10	CVIRKIENE Ruta	LTU	12	3	4	19
14	10	KOTNIK Sasa	SLO	10	4	5	19
14	7	KLOCHKOVA Larysa	UKR	15	3	1	19
18	4	BAUMGARTE Malda	LTU	9	1	8	18
19	8	SKUTANE Zanna	LAT	11	3	2	16
19	3	van MARUM Djoke	NED	11	4	1	16
21	8	LIST Paula	NED	5	3	7	15
22	5	ZILYTE Virginija	LTU	6	6	2	14
22	2	CHURKINA Anzhelika	UKR	9	4	1	14
24	2	LU Hongqin	CHN	5	2	6	13
24	6	HARMSSEN-ROOSEN Karin	NED	4	6	3	13
24	9	TOMIC Stefaka	SLO	6	5	2	13
24	1	PRYVALYKHINA Margaryta	UKR	10	3	-	13
24	9	OSETYNSKA Inna	UKR	7	2	4	13
24	10	LYSENKO Alla	UKR	5	6	2	13
30	15	LANCASTER Kendra	USA	9	1	2	12
31	7	KANEKI Emi	JPN	6	2	3	11
31	1	STINISSEN Elvira	NED	5	4	2	11
31	1	WEBSTER Lora	USA	4	7	-	11
34	8	KANEDA Noriko	JPN	8	2	-	10
34	9	GROMOVA Oksana	LAT	5	2	3	10
34	8	SUSINSKYTE Neringa	LTU	2	2	6	10
37	8	LI Liping	CHN	1	6	2	9
37	6	OCEPEK Suzana	SLO	4	2	3	9
39	3	OKAHIRA Yukari	JPN	5	1	2	8
39	2	VERBUVIENE Jurate	LTU	1	3	4	8
39	12	TEN THIJE-VOORTMAN Josien	NED	8	-	-	8
39	11	ALDRICH Allison	USA	6	2	-	8
43	1	AWANO Sachie	JPN	5	2	-	7
43	3	MAYMON Brenda	USA	2	2	3	7
43	13	MILLAGE Nichole	USA	1	3	3	7
46	2	BARKANE Inara	LAT	2	2	2	6
46	4	JAKIN Bogomira	SLO	4	2	-	6
48	2	OSADA Mamiko	JPN	2	1	2	5
48	3	RUSINA Nellija	LAT	2	1	2	5
48	4	KUZNETSOVA Galyna	UKR	1	3	1	5
Tournament Totals				492	182	171	845




PLAYERS RANKING BY SKILLS As of 9 SEP 2008


球员技术排名

P5


BEST SPIKERS

Scoring Spikers	Rk	No	Name	NOC	Spikes	Faults	Shots	Total Attempts	Eff %
	1	12	SHENG Yuhong	CHN	46	10	33	89	40.45
	2	5	van der HAAR-KRAMP Karin	NED	17	4	17	38	34.21
	3	10	JERMOLENKO Irina	LAT	16	6	14	36	27.78
	4	8	SKUTANE Zanna	LAT	11	5	7	23	26.09
	5	7	KLOCHKOVA Larysa	UKR	15	6	14	35	25.71
	6	1	URNAUT Anita	SLO	42	19	51	112	20.54
	7	6	ERICKSON Heather	USA	13	6	17	36	19.44
	8	3	van MARUM Djoke	NED	11	6	9	26	19.23
	9	5	HOLLOWAY Katie	USA	16	7	24	47	19.15
Limit	10	3	TAN Yanhua	CHN	21	11	23	55	18.18
15.00 %	Team Totals				492	297	790	1579	12.35

BEST BLOCKERS

Scoring Blockers	Rk	No	Name	NOC	Kill Blocks	Faults	Rebounds	Total Attempts	Avg by Set
	1	1	URNAUT Anita	SLO	14	6	15	35	1.75
	2	1	WEBSTER Lora	USA	7	8	2	17	1.17
	2	5	HOLLOWAY Katie	USA	7	1	2	10	1.17
	4	6	HARMSSEN-ROOSEN Karin	NED	6	7	12	25	0.86
	4	10	WESTERHOF Petra	NED	6	1	8	15	0.86
	6	12	SHENG Yuhong	CHN	7	7	9	23	0.78
	7	10	LYSENKO Alla	UKR	6	5	11	22	0.75
	8	6	OMURA Shiori	JPN	5	6	11	22	0.71
	9	8	LI Liping	CHN	6	7	4	17	0.67
	9	6	ERICKSON Heather	USA	4	2	4	10	0.67
	Team Totals				182	224	301	707	5.87

BEST SERVERS

Scoring Servers	Rk	No	Name	NOC	Aces	Faults	Serve Hits	Total Attempts	Avg by Set
	1	8	GOSNAK Danica	SLO	12	2	38	52	1.50
	2	9	ZHANG Xufei	CHN	11	2	24	37	1.22
	3	10	WESTERHOF Petra	NED	8	-	31	39	1.14
	4	12	SHENG Yuhong	CHN	9	3	26	38	1.00
	4	8	LIST Paula	NED	7	3	19	29	1.00
	6	4	BAUMGARTE Malda	LTU	8	2	27	37	0.80
	7	2	LU Hongqin	CHN	6	-	37	43	0.67
	8	10	KOTNIK Sasa	SLO	5	4	16	25	0.63
	9	8	SUSINSKYTE Neringa	LTU	6	2	11	19	0.60
	10	10	JERMOLENKO Irina	LAT	4	-	13	17	0.57
	Team Totals				171	109	993	1273	5.52




PLAYERS RANKING BY SKILLS As of 9 SEP 2008


球员技术排名

P5


BEST DIGGERS

Non-scoring Diggers	Rk	No	Name	NOC	Digs	Faults	Receptions	Total Attempts	Avg by Set
	1	1	URNAUT Anita	SLO	32	10	4	46	4.00
	2	2	OSADA Mamiko	JPN	23	14	3	40	3.29
	3	5	HOLLOWAY Katie	USA	19	2	8	29	3.17
	4	1	AWANO Sachie	JPN	22	12	5	39	3.14
	5	8	GOSNAK Danica	SLO	25	4	5	34	3.13
	6	2	LU Hongqin	CHN	27	7	10	44	3.00
	6	6	OMURA Shiori	JPN	21	5	6	32	3.00
	8	3	TAN Yanhua	CHN	26	10	7	43	2.89
	9	9	OSETYNSKA Inna	UKR	22	11	4	37	2.75
	9	2	CHURKINA Anzhelika	UKR	22	3	4	29	2.75
Team Totals					732	364	250	1346	23.61

BEST SETTERS

Non-scoring Setters	Rk	No	Name	NOC	Running Sets	Faults	Still Sets	Total Attempts	Avg by Set
	1	2	LU Hongqin	CHN	14	-	61	75	1.56
	2	6	HARMSSEN-ROOSEN Karin	NED	7	-	54	61	1.00
	2	10	WESTERHOF Petra	NED	7	-	52	59	1.00
	4	4	JAKIN Bogomira	SLO	6	1	39	46	0.75
	5	8	GOSNAK Danica	SLO	4	1	47	52	0.50
	5	3	MAYMON Brenda	USA	3	-	22	25	0.50
	7	8	LI Liping	CHN	4	-	41	45	0.44
	8	7	KANEKI Emi	JPN	3	2	51	56	0.43
	9	9	OSETYNSKA Inna	UKR	3	2	33	38	0.38
	9	2	CHURKINA Anzhelika	UKR	3	1	27	31	0.38
Team Totals					81	41	1093	1215	2.61

BEST RECEIVERS

Non-scoring Receivers	Rk	No	Name	NOC	Excellents	Faults	Serve Receptions	Total Attempts	Succ %	
	1	2	CHURKINA Anzhelika	UKR	31	5	2	38	81.58	
	2	7	BAKKER Sanne	NED	29	7	8	44	65.91	
		2	VERBUVIENE Jurate	LTU	31	6	9	46		
		2	BARKANE Inara	LAT	25	5	5	35		
		6	YUDINA Ilona	UKR	26	3	4	33		
		1	AWANO Sachie	JPN	26	4	2	32		
		3	OKAHIRA Yukari	JPN	21	5	6	32		
		5	ZILYTE Virginija	LTU	19	5	8	32		
		5	SAITO Yoko	JPN	24	6	2	32		
		3	BUDINIENE Liudmila	LTU	20	4	7	31		
	Limit	25.00 %								
	Team Totals					784	163	143	1090	71.93




PLAYERS RANKING BY SKILLS As of 9 SEP 2008

球员技术排名

P5

BEST LIBEROS

Non-scoring Liberos	Rk	No	Name	NOC	Excellents	Faults	In Play	Total Attempts	Succ %
	1	2	GRADISEK Emilie	SLO	3	1	-	4	75.00
	2	5	SAITO Yoko	JPN	41	9	5	55	74.55
	3	6	ZHENG Xiongying	CHN	19	6	2	27	70.37
	4	10	MILLER Kari	USA	25	8	10	43	58.14
	5	7	BAKKER Sanne	NED	44	11	21	76	57.89
	6	6	JEGOROVA Olga	LAT	15	18	5	38	39.47

Note:

Best scorers - 50 players are listed, except where ties would extend the list beyond 50 in which case the tied players are not listed.
Skills - 10 players are listed per skill, except where ties would extend the list beyond 10 in which case the tied players are not listed.

Legend:

Avg Average **Eff%** Efficiency **Rk** Rank **Succ %** Success %

PLAYERS RANKING BY SKILLS As of 10 SEP 2008

球员技术排名

P5

BEST SCORERS

Rk	No	Name	NOC	Spike	Block	Serve	Total
1	1	URNAUT Anita	SLO	60	17	9	86
2	12	SHENG Yuhong	CHN	46	7	9	62
3	6	YUDINA Ilona	UKR	36	9	7	52
4	5	van der HAAR-KRAMP Karin	NED	26	5	9	40
5	6	OMURA Shiori	JPN	31	5	3	39
6	10	WESTERHOF Petra	NED	12	10	11	33
6	8	GOSNAK Danica	SLO	13	2	18	33
8	5	HOLLOWAY Katie	USA	19	9	4	32
9	3	van MARUM Djoke	NED	22	5	3	30
10	6	ERICKSON Heather	USA	18	6	5	29
11	7	KLOCHKOVA Larysa	UKR	19	6	2	27
12	3	TAN Yanhua	CHN	21	3	2	26
12	9	URBUTIENE Jolita	LTU	16	6	4	26
14	9	ZHANG Xufei	CHN	10	4	11	25
14	10	JERMOLENKO Irina	LAT	18	3	4	25
16	10	KOTNIK Sasa	SLO	12	5	7	24
16	10	LYSENKO Alla	UKR	8	10	6	24
18	6	HARMSSEN-ROOSEN Karin	NED	11	8	3	22
19	8	SKUTANE Zanna	LAT	11	6	4	21
19	1	STINISSEN Eivira	NED	9	10	2	21
19	9	OSETYNSKA Inna	UKR	10	2	9	21
19	11	ALDRICH Allison	USA	12	3	6	21
23	8	LIST Paula	NED	9	3	8	20
24	11	ZHANG Lijun	CHN	12	2	5	19
24	10	CVIRKIENE Ruta	LTU	12	3	4	19
26	4	BAUMGARTE Malda	LTU	9	1	8	18
26	9	TOMIC Stefaka	SLO	6	9	3	18
26	1	PRYVALYKHINA Margaryta	UKR	13	5	-	18
26	2	CHURKINA Anzhelika	UKR	12	4	2	18
30	15	LANCASTER Kendra	USA	11	2	2	15
31	1	AWANO Sachie	JPN	8	3	3	14
31	7	KANEKI Emi	JPN	8	3	3	14
31	5	ZILYTE Virginija	LTU	6	6	2	14
31	4	JAKIN Bogomira	SLO	6	6	2	14
31	6	OCEPEK Suzana	SLO	4	6	4	14
36	2	LU Hongqin	CHN	5	2	6	13
36	1	WEBSTER Lora	USA	6	7	-	13
36	3	MAYMON Brenda	USA	6	3	4	13
39	3	OKAHIRA Yukari	JPN	8	1	3	12
39	8	KANEDA Noriko	JPN	10	2	-	12
39	9	GROMOVA Oksana	LAT	5	4	3	12
42	8	SUSINSKYTE Neringa	LTU	2	2	6	10
43	8	LI Liping	CHN	1	6	2	9
43	12	TEN THIJE-VOORTMAN Josien	NED	8	1	-	9
43	13	MILLAGE Nichole	USA	3	3	3	9
46	2	BARKANE Inara	LAT	2	3	3	8
46	2	VERBUVIENE Jurate	LTU	1	3	4	8
48	7	DZALBA Una	LAT	6	-	1	7
49	2	OSADA Mamiko	JPN	3	1	2	6
Tournament Totals				645	243	240	1128




PLAYERS RANKING BY SKILLS As of 10 SEP 2008


球员技术排名

P5


BEST SPIKERS

Scoring Spikers	Rk	No	Name	NOC	Spikes	Faults	Shots	Total Attempts	Eff %
	1	12	SHENG Yuhong	CHN	46	10	33	89	40.45
	2	5	van der HAAR-KRAMP Karin	NED	26	8	26	60	30.00
	3	3	van MARUM Djoke	NED	22	8	17	47	29.79
	4	6	YUDINA Ilona	UKR	36	17	23	76	25.00
	5	5	HOLLOWAY Katie	USA	19	8	25	52	21.15
	6	1	URNAUT Anita	SLO	60	26	79	165	20.61
	7	6	ERICKSON Heather	USA	18	9	19	46	19.57
	8	7	KLOCHKOVA Larysa	UKR	19	10	20	49	18.37
	9	3	TAN Yanhua	CHN	21	11	23	55	18.18
	10	10	JERMOLENKO Irina	LAT	18	10	21	49	16.33
Limit 15.00 %	Team Totals				645	395	1019	2059	12.14

BEST BLOCKERS

Scoring Blockers	Rk	No	Name	NOC	Kill Blocks	Faults	Rebounds	Total Attempts	Avg by Set
	1	1	URNAUT Anita	SLO	17	11	20	48	1.31
	2	5	HOLLOWAY Katie	USA	9	2	4	15	1.00
	3	10	LYSENKO Alla	UKR	10	7	12	29	0.91
	4	1	STINISSEN Elvira	NED	10	7	14	31	0.83
	4	10	WESTERHOF Petra	NED	10	2	10	22	0.83
	6	6	YUDINA Ilona	UKR	9	4	13	26	0.82
	7	12	SHENG Yuhong	CHN	7	7	9	23	0.78
	7	1	WEBSTER Lora	USA	7	8	2	17	0.78
	9	9	TOMIC Stefaka	SLO	9	9	14	32	0.69
	Team Totals				243	292	393	928	5.79

BEST SERVERS

Scoring Servers	Rk	No	Name	NOC	Aces	Faults	Serve Hits	Total Attempts	Avg by Set
	1	8	GOSNAK Danica	SLO	18	4	49	71	1.38
	2	9	ZHANG Xufei	CHN	11	2	24	37	1.22
	3	12	SHENG Yuhong	CHN	9	3	26	38	1.00
	4	10	WESTERHOF Petra	NED	11	1	49	61	0.92
	5	9	OSETYNSKA Inna	UKR	9	8	28	45	0.82
	6	4	BAUMGARTE Malda	LTU	8	2	27	37	0.80
	7	5	van der HAAR-KRAMP Karin	NED	9	7	24	40	0.75
	8	1	URNAUT Anita	SLO	9	2	31	42	0.69
	Team Totals				240	156	1319	1715	5.71




PLAYERS RANKING BY SKILLS As of 10 SEP 2008


球员技术排名

P5


BEST DIGGERS

Non-scoring Diggers	Rk	No	Name	NOC	Digs	Faults	Receptions	Total Attempts	Avg by Set
	1	1	URNAUT Anita	SLO	45	19	13	77	3.46
	2	2	LU Hongqin	CHN	27	7	10	44	3.00
	3	3	TAN Yanhua	CHN	26	10	7	43	2.89
	4	1	AWANO Sachie	JPN	28	16	6	50	2.80
	5	2	OSADA Mamiko	JPN	26	17	5	48	2.60
	6	7	BAKKER Sanne	NED	31	10	19	60	2.58
	7	8	LI Liping	CHN	23	5	4	32	2.56
	8	2	CHURKINA Anzhelika	UKR	28	5	8	41	2.55
	9	8	GOSNAK Danica	SLO	32	5	12	49	2.46
	10	9	URBUTIENE Jolita	LTU	23	11	6	40	2.30
Team Totals					943	504	370	1817	22.45

BEST SETTERS

Non-scoring Setters	Rk	No	Name	NOC	Running Sets	Faults	Still Sets	Total Attempts	Avg by Set
	1	2	LU Hongqin	CHN	14	-	61	75	1.56
	2	10	WESTERHOF Petra	NED	9	-	94	103	0.75
	2	6	HARMSSEN-ROOSEN Karin	NED	9	-	89	98	0.75
	4	4	JAKIN Bogomira	SLO	7	1	52	60	0.54
	5	2	CHURKINA Anzhelika	UKR	5	1	31	37	0.45
	6	8	LI Liping	CHN	4	-	41	45	0.44
	7	7	KANEKI Emi	JPN	4	2	62	68	0.40
	8	8	GOSNAK Danica	SLO	5	1	77	83	0.38
	9	9	OSETYNSKA Inna	UKR	4	2	40	46	0.36
Team Totals					99	50	1431	1580	2.36

BEST RECEIVERS

Non-scoring Receivers	Rk	No	Name	NOC	Excellents	Faults	Serve Receptions	Total Attempts	Succ %	
	1	7	BAKKER Sanne	NED	50	15	13	78	64.10	
		2	BARKANE Inara	LAT	36	6	9	51		
		1	AWANO Sachie	JPN	35	10	4	49		
		1	URNAUT Anita	SLO	39	4	4	47		
		5	SAITO Yoko	JPN	38	6	3	47		
		2	VERBUVIENE Jurate	LTU	31	6	9	46		
		6	OCEPEK Suzana	SLO	31	8	5	44		
		2	CHURKINA Anzhelika	UKR	33	5	5	43		
		10	KOTNIK Sasa	SLO	31	5	4	40		
		9	OSETYNSKA Inna	UKR	29	3	7	39		
Limit 25.00 %	Team Totals					1025	220	217	1462	70.11




PLAYERS RANKING BY SKILLS As of 10 SEP 2008

球员技术排名

P5

BEST LIBEROS

Non-scoring Liberos	Rk	No	Name	NOC	Excellents	Faults	In Play	Total Attempts	Succ %
	1	2	GRADISEK Emilie	SLO	3	1	-	4	75.00
	2	5	SAITO Yoko	JPN	56	13	8	77	72.73
	3	6	ZHENG Xiongying	CHN	19	6	2	27	70.37
	4	7	BAKKER Sanne	NED	81	25	32	138	58.70
	5	10	MILLER Kari	USA	32	9	16	57	56.14
	6	6	JEGOROVA Olga	LAT	21	22	9	52	40.38

Note:

Best scorers - 50 players are listed, except where ties would extend the list beyond 50 in which case the tied players are not listed.
Skills - 10 players are listed per skill, except where ties would extend the list beyond 10 in which case the tied players are not listed.

Legend:

Avg Average **Eff%** Efficiency **Rk** Rank **Succ %** Success %

PLAYERS RANKING BY SKILLS As of 11 SEP 2008

球员技术排名

P5

BEST SCORERS

Rk	No	Name	NOC	Spike	Block	Serve	Total
1	1	URNAUT Anita	SLO	60	17	9	86
2	6	YUDINA Ilona	UKR	43	9	12	64
3	12	SHENG Yuhong	CHN	46	7	9	62
4	6	OMURA Shiori	JPN	46	7	4	57
5	9	URBUTIENE Jolita	LTU	29	16	8	53
6	10	JERMOLENKO Irina	LAT	30	8	8	46
7	5	van der HAAR-KRAMP Karin	NED	26	5	9	40
8	7	KLOCHKOVA Larysa	UKR	28	7	4	39
9	10	WESTERHOF Petra	NED	12	10	11	33
9	8	GOSNAK Danica	SLO	13	2	18	33
11	4	BAUMGARTE Malda	LTU	17	2	13	32
11	5	HOLLOWAY Katie	USA	19	9	4	32
13	3	van MARUM Djoke	NED	22	5	3	30
13	9	OSETYNSKA Inna	UKR	15	6	9	30
15	6	ERICKSON Heather	USA	18	6	5	29
16	10	CVIRKIENE Ruta	LTU	17	6	5	28
16	2	CHURKINA Anzhelika	UKR	22	4	2	28
18	3	TAN Yanhua	CHN	21	3	2	26
18	10	LYSENKO Alla	UKR	9	11	6	26
20	9	ZHANG Xufei	CHN	10	4	11	25
21	8	SKUTANE Zanna	LAT	12	6	6	24
21	5	ZILYTE Virginija	LTU	9	13	2	24
21	10	KOTNIK Sasa	SLO	12	5	7	24
24	6	HARMSSEN-ROOSEN Karin	NED	11	8	3	22
25	1	AWANO Sachie	JPN	11	7	3	21
25	1	STINISSEN Elvira	NED	9	10	2	21
25	11	ALDRICH Allison	USA	12	3	6	21
28	3	OKAHIRA Yukari	JPN	13	4	3	20
28	8	LIST Paula	NED	9	3	8	20
28	1	PRYVALYKHINA Margaryta	UKR	15	5	-	20
31	11	ZHANG Lijun	CHN	12	2	5	19
31	7	KANEKI Emi	JPN	11	4	4	19
33	9	GROMOVA Oksana	LAT	6	9	3	18
33	2	VERBUVIENE Jurate	LTU	7	5	6	18
33	9	TOMIC Stefaka	SLO	6	9	3	18
36	15	LANCASTER Kendra	USA	11	2	2	15
37	8	KANEDA Noriko	JPN	10	3	1	14
37	4	JAKIN Bogomira	SLO	6	6	2	14
37	6	OCEPEK Suzana	SLO	4	6	4	14
40	2	LU Hongqin	CHN	5	2	6	13
40	1	WEBSTER Lora	USA	6	7	-	13
40	3	MAYMON Brenda	USA	6	3	4	13
43	2	BARKANE Inara	LAT	4	4	3	11
43	8	SUSINSKYTE Neringa	LTU	2	3	6	11
45	2	OSADA Mamiko	JPN	6	2	2	10
46	8	LI Liping	CHN	1	6	2	9
46	13	LINGYTE Karolina	LTU	5	3	1	9
46	12	TEN THIJE-VOORTMAN Josien	NED	8	1	-	9
46	13	MILLAGE Nichole	USA	3	3	3	9
50	3	RUSINA Nellija	LAT	2	3	3	8
Tournament Totals				763	302	270	1335




PLAYERS RANKING BY SKILLS As of 11 SEP 2008


球员技术排名

P5


BEST SPIKERS

Scoring Spikers	Rk	No	Name	NOC	Spikes	Faults	Shots	Total Attempts	Eff %
	1	12	SHENG Yuhong	CHN	46	10	33	89	40.45
	2	5	van der HAAR-KRAMP Karin	NED	26	8	26	60	30.00
	3	3	van MARUM Djoke	NED	22	8	17	47	29.79
	4	6	YUDINA Ilona	UKR	43	21	30	94	23.40
	5	5	HOLLOWAY Katie	USA	19	8	25	52	21.15
	6	1	URNAUT Anita	SLO	60	26	79	165	20.61
	7	7	KLOCHKOVA Larysa	UKR	28	14	29	71	19.72
	8	6	ERICKSON Heather	USA	18	9	19	46	19.57
	9	3	TAN Yanhua	CHN	21	11	23	55	18.18
	10	10	JERMOLENKO Irina	LAT	30	17	37	84	15.48
Limit 15.00 %	Team Totals				763	474	1223	2460	11.75

BEST BLOCKERS

Scoring Blockers	Rk	No	Name	NOC	Kill Blocks	Faults	Rebounds	Total Attempts	Avg by Set
	1	1	URNAUT Anita	SLO	17	11	20	48	1.31
	2	9	URBUTIENE Jolita	LTU	16	13	7	36	1.14
	3	5	HOLLOWAY Katie	USA	9	2	4	15	1.00
	4	5	ZILYTE Virginija	LTU	13	8	16	37	0.93
	5	1	STINISSEN Elvira	NED	10	7	14	31	0.83
	5	10	WESTERHOF Petra	NED	10	2	10	22	0.83
	7	10	LYSENKO Alla	UKR	11	9	16	36	0.79
	8	12	SHENG Yuhong	CHN	7	7	9	23	0.78
	8	1	WEBSTER Lora	USA	7	8	2	17	0.78
		Team Totals				302	347	463	1112

BEST SERVERS

Scoring Servers	Rk	No	Name	NOC	Aces	Faults	Serve Hits	Total Attempts	Avg by Set
	1	8	GOSNAK Danica	SLO	18	4	49	71	1.38
	2	9	ZHANG Xufei	CHN	11	2	24	37	1.22
	3	12	SHENG Yuhong	CHN	9	3	26	38	1.00
	4	4	BAUMGARTE Malda	LTU	13	3	47	63	0.93
	5	10	WESTERHOF Petra	NED	11	1	49	61	0.92
	6	6	YUDINA Ilona	UKR	12	11	22	45	0.86
	7	5	van der HAAR-KRAMP Karin	NED	9	7	24	40	0.75
	8	1	URNAUT Anita	SLO	9	2	31	42	0.69
	Team Totals				270	175	1579	2024	5.51




PLAYERS RANKING BY SKILLS As of 11 SEP 2008


球员技术排名

P5


BEST DIGGERS

Non-scoring Diggers	Rk	No	Name	NOC	Digs	Faults	Receptions	Total Attempts	Avg by Set
	1	1	URNAUT Anita	SLO	45	19	13	77	3.46
	2	2	LU Hongqin	CHN	27	7	10	44	3.00
	3	3	TAN Yanhua	CHN	26	10	7	43	2.89
	4	6	OMURA Shiori	JPN	39	12	8	59	2.79
	5	9	OSETYNSKA Inna	UKR	38	15	11	64	2.71
	5	7	KANEKI Emi	JPN	38	19	7	64	2.71
	7	7	BAKKER Sanne	NED	31	10	19	60	2.58
	8	8	LI Liping	CHN	23	5	4	32	2.56
	9	1	AWANO Sachie	JPN	35	20	10	65	2.50
	10	8	GOSNAK Danica	SLO	32	5	12	49	2.46
Team Totals					1125	597	445	2167	22.96

BEST SETTERS

Non-scoring Setters	Rk	No	Name	NOC	Running Sets	Faults	Still Sets	Total Attempts	Avg by Set
	1	2	LU Hongqin	CHN	14	-	61	75	1.56
	2	10	WESTERHOF Petra	NED	9	-	94	103	0.75
	2	6	HARMSSEN-ROOSEN Karin	NED	9	-	89	98	0.75
	4	4	JAKIN Bogomira	SLO	7	1	52	60	0.54
	5	8	LI Liping	CHN	4	-	41	45	0.44
	6	2	CHURKINA Anzhelika	UKR	6	1	46	53	0.43
	7	8	GOSNAK Danica	SLO	5	1	77	83	0.38
	8	5	ZILYTE Virginija	LTU	5	-	37	42	0.36
	9	3	MAYMON Brenda	USA	3	-	46	49	0.33
	9	1	WEBSTER Lora	USA	3	-	38	41	0.33
Team Totals					115	68	1700	1883	2.35

BEST RECEIVERS

Non-scoring Receivers	Rk	No	Name	NOC	Excellents	Faults	Serve Receptions	Total Attempts	Succ %	
	1	7	BAKKER Sanne	NED	50	15	13	78	64.10	
		1	AWANO Sachie	JPN	51	14	6	71		
		2	BARKANE Inara	LAT	48	7	9	64		
		3	OKAHIRA Yukari	JPN	41	8	10	59		
		9	OSETYNSKA Inna	UKR	42	5	9	56		
		5	SAITO Yoko	JPN	46	7	3	56		
		2	CHURKINA Anzhelika	UKR	39	7	5	51		
		5	ZILYTE Virginija	LTU	36	5	9	50		
		2	VERBUVIENE Jurate	LTU	34	7	9	50		
		3	RUSINA Nellija	LAT	28	16	6	50		
Limit 25.00 %	Team Totals					1245	250	243	1738	71.63




PLAYERS RANKING BY SKILLS As of 11 SEP 2008

球员技术排名

P5

BEST LIBEROS

Non-scoring Liberos	Rk	No	Name	NOC	Excellents	Faults	In Play	Total Attempts	Succ %
	1	2	GRADISEK Emilie	SLO	3	1	-	4	75.00
	2	5	SAITO Yoko	JPN	71	17	10	98	72.45
	3	6	ZHENG Xiongying	CHN	19	6	2	27	70.37
	4	7	BAKKER Sanne	NED	81	25	32	138	58.70
	5	10	MILLER Kari	USA	32	9	16	57	56.14
	6	6	JEGOROVA Olga	LAT	22	23	9	54	40.74

Note:

Best scorers - 50 players are listed, except where ties would extend the list beyond 50 in which case the tied players are not listed.
Skills - 10 players are listed per skill, except where ties would extend the list beyond 10 in which case the tied players are not listed.

Legend:

Avg Average **Eff%** Efficiency **Rk** Rank **Succ %** Success %

PLAYERS RANKING BY SKILLS As of 12 SEP 2008

球员技术排名

P5

BEST SCORERS

Rk	No	Name	NOC	Spike	Block	Serve	Total
1	1	URNAUT Anita	SLO	72	19	10	101
2	12	SHENG Yuhong	CHN	64	8	11	83
3	6	YUDINA Ilona	UKR	43	9	12	64
4	6	OMURA Shiori	JPN	46	7	4	57
5	5	van der HAAR-KRAMP Karin	NED	33	5	17	55
5	5	HOLLOWAY Katie	USA	33	15	7	55
7	9	URBUTIENE Jolita	LTU	29	16	8	53
8	3	van MARUM Djoke	NED	34	8	5	47
9	10	JERMOLENKO Irina	LAT	30	8	8	46
10	10	WESTERHOF Petra	NED	16	13	13	42
11	7	KLOCHKOVA Larysa	UKR	28	7	4	39
11	6	ERICKSON Heather	USA	22	8	9	39
13	3	TAN Yanhua	CHN	25	3	8	36
13	11	ALDRICH Allison	USA	21	7	8	36
15	8	GOSNAK Danica	SLO	14	2	18	34
16	1	STINISSEN Elvira	NED	15	16	2	33
16	10	KOTNIK Sasa	SLO	17	5	11	33
18	4	BAUMGARTE Malda	LTU	17	2	13	32
19	6	HARMSSEN-ROOSEN Karin	NED	14	12	5	31
20	9	ZHANG Xufei	CHN	13	5	12	30
20	9	OSETYNSKA Inna	UKR	15	6	9	30
22	11	ZHANG Lijun	CHN	20	2	6	28
22	10	CVIRKIENE Ruta	LTU	17	6	5	28
22	2	CHURKINA Anzhelika	UKR	22	4	2	28
25	10	LYSENKO Alla	UKR	9	11	6	26
26	2	LU Hongqin	CHN	8	6	11	25
27	8	SKUTANE Zanna	LAT	12	6	6	24
27	5	ZILYTE Virginija	LTU	9	13	2	24
27	3	MAYMON Brenda	USA	12	8	4	24
30	8	LIST Paula	NED	12	3	8	23
30	1	WEBSTER Lora	USA	11	12	-	23
32	13	MILLAGE Nichole	USA	11	8	3	22
33	1	AWANO Sachie	JPN	11	7	3	21
33	9	TOMIC Stefaka	SLO	6	10	5	21
35	3	OKAHIRA Yukari	JPN	13	4	3	20
35	1	PRYVALYKHINA Margaryta	UKR	15	5	-	20
37	7	KANEKI Emi	JPN	11	4	4	19
38	9	GROMOVA Oksana	LAT	6	9	3	18
38	2	VERBUVIENE Jurate	LTU	7	5	6	18
40	15	LANCASTER Kendra	USA	11	3	2	16
41	4	JAKIN Bogomira	SLO	7	6	2	15
41	6	OCEPEK Suzana	SLO	5	6	4	15
43	8	KANEDA Noriko	JPN	10	3	1	14
44	8	LI Liping	CHN	3	7	2	12
45	2	BARKANE Inara	LAT	4	4	3	11
45	8	SUSINSKYTE Neringa	LTU	2	3	6	11
47	2	OSADA Mamiko	JPN	6	2	2	10
48	13	LINGYTE Karolina	LTU	5	3	1	9
48	12	TEN THIJE-VOORTMAN Josien	NED	8	1	-	9
50	3	RUSINA Nellija	LAT	2	3	3	8
Tournament Totals				904	356	318	1578




PLAYERS RANKING BY SKILLS As of 12 SEP 2008


球员技术排名

P5


BEST SPIKERS

Scoring Spikers	Rk	No	Name	NOC	Spikes	Faults	Shots	Total Attempts	Eff %
	1	12	SHENG Yuhong	CHN	64	14	47	125	40.00
	2	3	van MARUM Djoke	NED	34	13	32	79	26.58
	3	11	ZHANG Lijun	CHN	20	7	24	51	25.49
	4	5	van der HAAR-KRAMP Karin	NED	33	12	41	86	24.42
	5	6	YUDINA Ilona	UKR	43	21	30	94	23.40
	6	1	URNAUT Anita	SLO	72	29	97	198	21.72
	7	3	TAN Yanhua	CHN	25	11	33	69	20.29
	8	7	KLOCHKOVA Larysa	UKR	28	14	29	71	19.72
	9	5	HOLLOWAY Katie	USA	33	18	45	96	15.63
Limit	9	6	ERICKSON Heather	USA	22	12	30	64	15.63
15.00 %	Team Totals				904	543	1507	2954	12.22

BEST BLOCKERS

Scoring Blockers	Rk	No	Name	NOC	Kill Blocks	Faults	Rebounds	Total Attempts	Avg by Set
	1	1	URNAUT Anita	SLO	19	13	23	55	1.19
	2	9	URBUTIENE Jolita	LTU	16	13	7	36	1.14
	3	5	HOLLOWAY Katie	USA	15	6	10	31	1.07
	4	1	STINISSEN Elvira	NED	16	14	21	51	0.94
	5	5	ZILYTE Virginija	LTU	13	8	16	37	0.93
	6	1	WEBSTER Lora	USA	12	9	6	27	0.86
	7	10	LYSENKO Alla	UKR	11	9	16	36	0.79
	8	10	WESTERHOF Petra	NED	13	3	13	29	0.76
	9	6	HARMSSEN-ROOSEN Karin	NED	12	16	24	52	0.71
	10	9	GROMOVA Oksana	LAT	9	6	12	27	0.69
	Team Totals				356	420	560	1336	6.25

BEST SERVERS

Scoring Servers	Rk	No	Name	NOC	Aces	Faults	Serve Hits	Total Attempts	Avg by Set
	1	8	GOSNAK Danica	SLO	18	7	54	79	1.13
	2	5	van der HAAR-KRAMP Karin	NED	17	10	34	61	1.00
	2	9	ZHANG Xufei	CHN	12	3	35	50	1.00
	4	4	BAUMGARTE Malda	LTU	13	3	47	63	0.93
	5	2	LU Hongqin	CHN	11	-	49	60	0.92
	5	12	SHENG Yuhong	CHN	11	4	32	47	0.92
	7	6	YUDINA Ilona	UKR	12	11	22	45	0.86
	8	10	WESTERHOF Petra	NED	13	2	67	82	0.76
	9	10	KOTNIK Sasa	SLO	11	5	37	53	0.69
	10	3	TAN Yanhua	CHN	8	1	34	43	0.67
	Team Totals				318	203	1853	2374	5.58




PLAYERS RANKING BY SKILLS As of 12 SEP 2008


球员技术排名

P5


BEST DIGGERS

Non-scoring Diggers	Rk	No	Name	NOC	Digs	Faults	Receptions	Total Attempts	Avg by Set
	1	1	URNAUT Anita	SLO	53	26	16	95	3.31
	2	1	WEBSTER Lora	USA	45	15	14	74	3.21
	3	8	LI Liping	CHN	36	6	6	48	3.00
	4	7	BAKKER Sanne	NED	49	12	26	87	2.88
	5	5	HOLLOWAY Katie	USA	39	9	15	63	2.79
	5	6	OMURA Shiori	JPN	39	12	8	59	2.79
	7	2	LU Hongqin	CHN	33	13	11	57	2.75
	7	3	TAN Yanhua	CHN	33	10	7	50	2.75
	7	12	SHENG Yuhong	CHN	33	6	9	48	2.75
Team Totals					1381	712	557	2650	24.23

BEST SETTERS

Non-scoring Setters	Rk	No	Name	NOC	Running Sets	Faults	Still Sets	Total Attempts	Avg by Set
	1	2	LU Hongqin	CHN	27	-	89	116	2.25
	2	8	LI Liping	CHN	10	-	52	62	0.83
	3	6	HARMSSEN-ROOSEN Karin	NED	14	2	134	150	0.82
	4	10	WESTERHOF Petra	NED	12	2	147	161	0.71
	5	4	JAKIN Bogomira	SLO	9	1	56	66	0.56
	6	8	GOSNAK Danica	SLO	7	1	90	98	0.44
	7	2	CHURKINA Anzhelika	UKR	6	1	46	53	0.43
	8	3	MAYMON Brenda	USA	5	1	79	85	0.36
	8	5	ZILYTE Virginija	LTU	5	-	37	42	0.36
Team Totals					159	75	2038	2272	2.79

BEST RECEIVERS

Non-scoring Receivers	Rk	No	Name	NOC	Excellents	Faults	Serve Receptions	Total Attempts	Succ %	
	1	7	BAKKER Sanne	NED	82	21	20	123	66.67	
		1	AWANO Sachie	JPN	51	14	6	71		
		2	BARKANE Inara	LAT	48	7	9	64		
		1	URNAUT Anita	SLO	46	5	10	61		
		3	OKAHIRA Yukari	JPN	41	8	10	59		
		9	OSETYNSKA Inna	UKR	42	5	9	56		
		5	SAITO Yoko	JPN	46	7	3	56		
		6	OCEPEK Suzana	SLO	36	10	8	54		
		2	CHURKINA Anzhelika	UKR	39	7	5	51		
		5	ZILYTE Virginija	LTU	36	5	9	50		
	Limit 25.00 %	Team Totals					1473	292	275	2040




PLAYERS RANKING BY SKILLS As of 12 SEP 2008

球员技术排名

P5

BEST LIBEROS

Non-scoring Liberos	Rk	No	Name	NOC	Excellents	Faults	In Play	Total Attempts	Succ %
	1	5	SAITO Yoko	JPN	71	17	10	98	72.45
	2	6	ZHENG Xiongying	CHN	33	12	2	47	70.21
	3	7	BAKKER Sanne	NED	131	33	46	210	62.38
	4	2	GRADISEK Emilie	SLO	5	3	1	9	55.56
	5	10	MILLER Kari	USA	36	12	17	65	55.38
	6	6	JEGOROVA Olga	LAT	22	23	9	54	40.74

Note:

Best scorers - 50 players are listed, except where ties would extend the list beyond 50 in which case the tied players are not listed.
Skills - 10 players are listed per skill, except where ties would extend the list beyond 10 in which case the tied players are not listed.

Legend:

Avg Average Eff% Efficiency Rk Rank Succ % Success %



PLAYERS RANKING BY SKILLS As of 13 SEP 2008

球员技术排名

P5

BEST SCORERS

Rk	No	Name	NOC	Spike	Block	Serve	Total
1	1	URNAUT Anita	SLO	72	19	10	101
2	12	SHENG Yuhong	CHN	64	8	11	83
3	6	OMURA Shiori	JPN	58	10	7	75
4	6	YUDINA Ilona	UKR	50	11	13	74
5	10	JERMOLENKO Irina	LAT	54	8	10	72
6	9	URBUTIENE Jolita	LTU	38	18	9	65
7	5	van der HAAR-KRAMP Karin	NED	33	5	17	55
7	5	HOLLOWAY Katie	USA	33	15	7	55
9	7	KLOCHKOVA Larysa	UKR	37	11	6	54
10	3	van MARUM Djoke	NED	34	8	5	47
11	10	WESTERHOF Petra	NED	16	13	13	42
12	2	CHURKINA Anzhelika	UKR	28	5	7	40
13	4	BAUMGARTE Malda	LTU	22	3	14	39
13	6	ERICKSON Heather	USA	22	8	9	39
15	9	OSETYNSKA Inna	UKR	20	6	11	37
16	3	TAN Yanhua	CHN	25	3	8	36
16	8	SKUTANE Zanna	LAT	18	9	9	36
16	11	ALDRICH Allison	USA	21	7	8	36
19	8	GOSNAK Danica	SLO	14	2	18	34
20	1	STINISSEN Elvira	NED	15	16	2	33
20	10	KOTNIK Sasa	SLO	17	5	11	33
22	6	HARMSSEN-ROOSEN Karin	NED	14	12	5	31
23	9	ZHANG Xufei	CHN	13	5	12	30
23	10	CVIRKIENE Ruta	LTU	17	8	5	30
23	10	LYSENKO Alla	UKR	9	12	9	30
26	11	ZHANG Lijun	CHN	20	2	6	28
26	7	KANEKI Emi	JPN	15	5	8	28
28	3	OKAHIRA Yukari	JPN	17	6	4	27
28	5	ZILYTE Virginija	LTU	11	14	2	27
30	2	LU Hongqin	CHN	8	6	11	25
30	1	AWANO Sachie	JPN	14	7	4	25
32	1	PRYVALYKHINA Margaryta	UKR	17	7	-	24
32	3	MAYMON Brenda	USA	12	8	4	24
34	8	LIST Paula	NED	12	3	8	23
34	1	WEBSTER Lora	USA	11	12	-	23
36	2	OSADA Mamiko	JPN	9	4	9	22
36	2	VERBUVIENE Jurate	LTU	9	7	6	22
36	13	MILLAGE Nichole	USA	11	8	3	22
39	9	GROMOVA Oksana	LAT	8	10	3	21
39	9	TOMIC Stefaka	SLO	6	10	5	21
41	15	LANCASTER Kendra	USA	11	3	2	16
42	2	BARKANE Inara	LAT	7	4	4	15
42	4	JAKIN Bogomira	SLO	7	6	2	15
42	6	OCEPEK Suzana	SLO	5	6	4	15
45	8	KANEDA Noriko	JPN	10	3	1	14
46	8	LI Liping	CHN	3	7	2	12
46	3	RUSINA Nellija	LAT	3	4	5	12
46	8	SUSINSKYTE Neringa	LTU	2	3	7	12
46	13	LINGYTE Karolina	LTU	7	4	1	12
50	5	SAITO Yoko	JPN	3	-	7	10
Tournament Totals				1019	392	369	1780




PLAYERS RANKING BY SKILLS As of 13 SEP 2008


球员技术排名

P5


BEST SPIKERS

Scoring Spikers	Rk	No	Name	NOC	Spikes	Faults	Shots	Total Attempts	Eff %
	1	12	SHENG Yuhong	CHN	64	14	47	125	40.00
	2	3	van MARUM Djoke	NED	34	13	32	79	26.58
	3	11	ZHANG Lijun	CHN	20	7	24	51	25.49
	4	5	van der HAAR-KRAMP Karin	NED	33	12	41	86	24.42
	5	10	JERMOLENKO Irina	LAT	54	23	54	131	23.66
	6	7	KLOCHKOVA Larysa	UKR	37	17	34	88	22.73
	7	6	YUDINA Ilona	UKR	50	25	38	113	22.12
	8	1	URNAUT Anita	SLO	72	29	97	198	21.72
	9	3	TAN Yanhua	CHN	25	11	33	69	20.29
Limit 15.00 %	Team Totals				1019	609	1706	3334	12.30

BEST BLOCKERS

Scoring Blockers	Rk	No	Name	NOC	Kill Blocks	Faults	Rebounds	Total Attempts	Avg by Set
	1	1	URNAUT Anita	SLO	19	13	23	55	1.19
	2	5	HOLLOWAY Katie	USA	15	6	10	31	1.07
	3	9	URBUTIENE Jolita	LTU	18	17	9	44	1.06
	4	1	STINISSEN Elvira	NED	16	14	21	51	0.94
	5	1	WEBSTER Lora	USA	12	9	6	27	0.86
	6	5	ZILYTE Virginija	LTU	14	10	20	44	0.82
	7	10	WESTERHOF Petra	NED	13	3	13	29	0.76
	8	6	HARMSSEN-ROOSEN Karin	NED	12	16	24	52	0.71
	8	10	LYSENKO Alla	UKR	12	10	20	42	0.71
	10	12	SHENG Yuhong	CHN	8	9	14	31	0.67
	Team Totals				392	464	636	1492	6.03

BEST SERVERS

Scoring Servers	Rk	No	Name	NOC	Aces	Faults	Serve Hits	Total Attempts	Avg by Set
	1	8	GOSNAK Danica	SLO	18	7	54	79	1.13
	2	5	van der HAAR-KRAMP Karin	NED	17	10	34	61	1.00
	2	9	ZHANG Xufei	CHN	12	3	35	50	1.00
	4	2	LU Hongqin	CHN	11	-	49	60	0.92
	4	12	SHENG Yuhong	CHN	11	4	32	47	0.92
	6	4	BAUMGARTE Malda	LTU	14	4	56	74	0.82
	7	10	WESTERHOF Petra	NED	13	2	67	82	0.76
	7	6	YUDINA Ilona	UKR	13	14	25	52	0.76
	9	10	KOTNIK Sasa	SLO	11	5	37	53	0.69
	10	3	TAN Yanhua	CHN	8	1	34	43	0.67
	Team Totals				369	231	2082	2682	5.68




PLAYERS RANKING BY SKILLS As of 13 SEP 2008


球员技术排名

P5


BEST DIGGERS

Non-scoring Diggers	Rk	No	Name	NOC	Digs	Faults	Receptions	Total Attempts	Avg by Set
	1	1	URNAUT Anita	SLO	53	26	16	95	3.31
	2	1	WEBSTER Lora	USA	45	15	14	74	3.21
	3	8	LI Liping	CHN	36	6	6	48	3.00
	4	7	BAKKER Sanne	NED	49	12	26	87	2.88
	5	5	HOLLOWAY Katie	USA	39	9	15	63	2.79
	6	2	LU Hongqin	CHN	33	13	11	57	2.75
	6	3	TAN Yanhua	CHN	33	10	7	50	2.75
	6	12	SHENG Yuhong	CHN	33	6	9	48	2.75
	9	6	OMURA Shiori	JPN	52	16	14	82	2.74
	10	2	CHURKINA Anzhelika	UKR	45	8	11	64	2.65
Team Totals					1577	811	634	3022	24.26

BEST SETTERS

Non-scoring Setters	Rk	No	Name	NOC	Running Sets	Faults	Still Sets	Total Attempts	Avg by Set
	1	2	LU Hongqin	CHN	27	-	89	116	2.25
	2	8	LI Liping	CHN	10	-	52	62	0.83
	3	6	HARMSSEN-ROOSEN Karin	NED	14	2	134	150	0.82
	4	10	WESTERHOF Petra	NED	12	2	147	161	0.71
	5	4	JAKIN Bogomira	SLO	9	1	56	66	0.56
	6	8	GOSNAK Danica	SLO	7	1	90	98	0.44
	7	2	CHURKINA Anzhelika	UKR	7	1	57	65	0.41
	8	3	MAYMON Brenda	USA	5	1	79	85	0.36
	9	9	OSETYNSKA Inna	UKR	6	3	63	72	0.35
	10	7	KANEKI Emi	JPN	6	2	95	103	0.32
Team Totals					182	90	2269	2541	2.80

BEST RECEIVERS

Non-scoring Receivers	Rk	No	Name	NOC	Excellents	Faults	Serve Receptions	Total Attempts	Succ %
	1	2	BARKANE Inara	LAT	71	12	12	95	74.74
	2	1	AWANO Sachie	JPN	64	19	9	92	69.57
	3	7	BAKKER Sanne	NED	82	21	20	123	66.67
	5	SAITO Yoko	JPN	56	10	6	72		
	3	OKAHIRA Yukari	JPN	49	9	11	69		
	2	VERBUVIENE Jurate	LTU	47	11	9	67		
	9	OSETYNSKA Inna	UKR	48	6	10	64		
	2	CHURKINA Anzhelika	UKR	49	7	8	64		
	3	RUSINA Nellija	LAT	35	18	11	64		
	5	ZILYTE Virginija	LTU	45	6	11	62		
Limit	25.00 %								
Team Totals					1665	335	307	2307	72.17




PLAYERS RANKING BY SKILLS As of 13 SEP 2008

球员技术排名

P5

BEST LIBEROS

Non-scoring Liberos	Rk	No	Name	NOC	Excellents	Faults	In Play	Total Attempts	Succ %
	1	5	SAITO Yoko	JPN	71	17	10	98	72.45
	2	6	ZHENG Xiongying	CHN	33	12	2	47	70.21
	3	7	BAKKER Sanne	NED	131	33	46	210	62.38
	4	2	GRADISEK Emilie	SLO	5	3	1	9	55.56
	5	10	MILLER Kari	USA	36	12	17	65	55.38
	6	6	JEGOROVA Olga	LAT	25	25	11	61	40.98

Note:

Best scorers - 50 players are listed, except where ties would extend the list beyond 50 in which case the tied players are not listed.
Skills - 10 players are listed per skill, except where ties would extend the list beyond 10 in which case the tied players are not listed.

Legend:

Avg Average **Eff%** Efficiency **Rk** Rank **Succ %** Success %



PLAYERS RANKING BY SKILLS As of 14 SEP 2008

球员技术排名

P5

BEST SCORERS

Rk	No	Name	NOC	Spike	Block	Serve	Total
1	12	SHENG Yuhong	CHN	86	8	17	111
2	1	URNAUT Anita	SLO	74	21	10	105
3	6	OMURA Shiori	JPN	58	10	7	75
4	6	YUDINA Ilona	UKR	50	11	13	74
5	10	JERMOLENKO Irina	LAT	54	8	10	72
6	9	URBUTIENE Jolita	LTU	38	18	9	65
7	5	HOLLOWAY Katie	USA	38	17	8	63
8	5	van der HAAR-KRAMP Karin	NED	36	7	18	61
9	3	van MARUM Djoke	NED	42	12	6	60
10	7	KLOCHKOVA Larysa	UKR	37	11	6	54
11	10	WESTERHOF Petra	NED	17	15	16	48
12	6	ERICKSON Heather	USA	24	8	11	43
13	1	STINISSEN Elvira	NED	20	18	4	42
14	3	TAN Yanhua	CHN	28	4	8	40
14	11	ZHANG Lijun	CHN	23	6	11	40
14	10	KOTNIK Sasa	SLO	21	7	12	40
14	2	CHURKINA Anzhelika	UKR	28	5	7	40
18	4	BAUMGARTE Malda	LTU	22	3	14	39
18	8	GOSNAK Danica	SLO	17	3	19	39
20	11	ALDRICH Allison	USA	23	7	8	38
21	6	HARMSSEN-ROOSEN Karin	NED	18	13	6	37
21	9	OSETYNSKA Inna	UKR	20	6	11	37
23	8	SKUTANE Zanna	LAT	18	9	9	36
24	9	ZHANG Xufei	CHN	16	5	12	33
25	10	CVIRKIENE Ruta	LTU	17	8	5	30
25	10	LYSENKO Alla	UKR	9	12	9	30
27	2	LU Hongqin	CHN	10	8	11	29
27	1	WEBSTER Lora	USA	15	13	1	29
27	3	MAYMON Brenda	USA	15	10	4	29
30	7	KANEKI Emi	JPN	15	5	8	28
31	3	OKAHIRA Yukari	JPN	17	6	4	27
31	5	ZILYTE Virginija	LTU	11	14	2	27
33	8	LIST Paula	NED	13	3	10	26
34	1	AWANO Sachie	JPN	14	7	4	25
35	9	TOMIC Stefaka	SLO	8	10	6	24
35	1	PRYVALYKHINA Margaryta	UKR	17	7	-	24
37	13	MILLAGE Nichole	USA	12	8	3	23
38	2	OSADA Mamiko	JPN	9	4	9	22
38	2	VERBUVIENE Jurate	LTU	9	7	6	22
40	9	GROMOVA Oksana	LAT	8	10	3	21
40	6	OCEPEK Suzana	SLO	9	7	5	21
42	15	LANCASTER Kendra	USA	13	3	2	18
43	4	JAKIN Bogomira	SLO	8	6	2	16
44	2	BARKANE Inara	LAT	7	4	4	15
45	8	KANEDA Noriko	JPN	10	3	1	14
46	8	LI Liping	CHN	3	8	2	13
47	3	RUSINA Nellija	LAT	3	4	5	12
47	8	SUSINSKYTE Neringa	LTU	2	3	7	12
47	13	LINGYTE Karolina	LTU	7	4	1	12
50	5	SAITO Yoko	JPN	3	-	7	10
Tournament Totals				1111	425	400	1936




PLAYERS RANKING BY SKILLS As of 14 SEP 2008


球员技术排名

P5


BEST SPIKERS

Scoring Spikers	Rk	No	Name	NOC	Spikes	Faults	Shots	Total Attempts	Eff %
	1	12	SHENG Yuhong	CHN	86	21	56	163	39.88
	2	3	van MARUM Djoke	NED	42	15	37	94	28.72
	3	10	JERMOLENKO Irina	LAT	54	23	54	131	23.66
	4	7	KLOCHKOVA Larysa	UKR	37	17	34	88	22.73
	5	6	YUDINA Ilona	UKR	50	25	38	113	22.12
	6	5	van der HAAR-KRAMP Karin	NED	36	16	51	103	19.42
	7	3	TAN Yanhua	CHN	28	13	39	80	18.75
	8	1	URNAUT Anita	SLO	74	36	116	226	16.81
	9	6	HARMSSEN-ROOSEN Karin	NED	18	6	51	75	16.00
	10	9	URBUTIENE Jolita	LTU	38	21	60	119	14.29
Limit 15.00 %	Team Totals				1111	668	1874	3653	12.13

BEST BLOCKERS

Scoring Blockers	Rk	No	Name	NOC	Kill Blocks	Faults	Rebounds	Total Attempts	Avg by Set
	1	1	URNAUT Anita	SLO	21	14	26	61	1.11
	2	9	URBUTIENE Jolita	LTU	18	17	9	44	1.06
	3	5	HOLLOWAY Katie	USA	17	8	14	39	1.00
	4	1	STINISSEN Elvira	NED	18	18	22	58	0.90
	5	5	ZILYTE Virginija	LTU	14	10	20	44	0.82
	6	1	WEBSTER Lora	USA	13	9	9	31	0.76
	7	10	WESTERHOF Petra	NED	15	5	14	34	0.75
	8	10	LYSENKO Alla	UKR	12	10	20	42	0.71
	9	6	HARMSSEN-ROOSEN Karin	NED	13	19	29	61	0.65
	Team Totals				425	518	710	1653	5.99

BEST SERVERS

Scoring Servers	Rk	No	Name	NOC	Aces	Faults	Serve Hits	Total Attempts	Avg by Set
	1	12	SHENG Yuhong	CHN	17	4	42	63	1.13
	2	8	GOSNAK Danica	SLO	19	9	61	89	1.00
	3	5	van der HAAR-KRAMP Karin	NED	18	13	37	68	0.90
	4	4	BAUMGARTE Malda	LTU	14	4	56	74	0.82
	5	10	WESTERHOF Petra	NED	16	3	80	99	0.80
	5	9	ZHANG Xufei	CHN	12	3	45	60	0.80
	7	6	YUDINA Ilona	UKR	13	14	25	52	0.76
	8	2	LU Hongqin	CHN	11	1	63	75	0.73
	8	11	ZHANG Lijun	CHN	11	7	35	53	0.73
	Team Totals				400	257	2281	2938	5.63




PLAYERS RANKING BY SKILLS As of 14 SEP 2008


球员技术排名

P5


BEST DIGGERS

Non-scoring Diggers	Rk	No	Name	NOC	Digs	Faults	Receptions	Total Attempts	Avg by Set
	1	1	URNAUT Anita	SLO	63	31	19	113	3.32
	2	1	WEBSTER Lora	USA	56	22	15	93	3.29
	3	12	SHENG Yuhong	CHN	47	6	13	66	3.13
	4	7	BAKKER Sanne	NED	62	14	28	104	3.10
	5	8	LI Liping	CHN	43	10	8	61	2.87
	6	2	LU Hongqin	CHN	42	14	13	69	2.80
	7	6	OMURA Shiori	JPN	52	16	14	82	2.74
	8	3	TAN Yanhua	CHN	41	11	8	60	2.73
	9	5	HOLLOWAY Katie	USA	46	13	15	74	2.71
	10	2	CHURKINA Anzhelika	UKR	45	8	11	64	2.65
Team Totals					1741	885	708	3334	24.52

BEST SETTERS

Non-scoring Setters	Rk	No	Name	NOC	Running Sets	Faults	Still Sets	Total Attempts	Avg by Set
	1	2	LU Hongqin	CHN	35	1	107	143	2.33
	2	8	LI Liping	CHN	15	1	70	86	1.00
	3	6	HARMSSEN-ROOSEN Karin	NED	18	2	161	181	0.90
	4	10	WESTERHOF Petra	NED	13	2	162	177	0.65
	5	8	GOSNAK Danica	SLO	9	2	111	122	0.47
	5	4	JAKIN Bogomira	SLO	9	1	65	75	0.47
	7	2	CHURKINA Anzhelika	UKR	7	1	57	65	0.41
	8	9	OSETYNSKA Inna	UKR	6	3	63	72	0.35
	9	7	KANEKI Emi	JPN	6	2	95	103	0.32
Team Totals					210	96	2488	2794	2.96

BEST RECEIVERS

Non-scoring Receivers	Rk	No	Name	NOC	Excellents	Faults	Serve Receptions	Total Attempts	Succ %	
	1	2	BARKANE Inara	LAT	71	12	12	95	74.74	
	2	1	AWANO Sachie	JPN	64	19	9	92	69.57	
	3	7	BAKKER Sanne	NED	89	22	23	134	66.42	
	6	6	OCEPEK Suzana	SLO	50	13	11	74		
	5	5	SAITO Yoko	JPN	56	10	6	72		
	3	3	OKAHIRA Yukari	JPN	49	9	11	69		
	2	2	VERBUVIENE Jurate	LTU	47	11	9	67		
	1	1	URNAUT Anita	SLO	49	6	11	66		
	9	9	OSETYNSKA Inna	UKR	48	6	10	64		
	2	2	CHURKINA Anzhelika	UKR	49	7	8	64		
	Team Totals					1836	363	327	2526	72.68
	Limit					25.00 %				




PLAYERS RANKING BY SKILLS As of 14 SEP 2008

球员技术排名

P5

BEST LIBEROS

Non-scoring Liberos	Rk	No	Name	NOC	Excellents	Faults	In Play	Total Attempts	Succ %
	1	5	SAITO Yoko	JPN	71	17	10	98	72.45
	2	6	ZHENG Xiongying	CHN	44	12	6	62	70.97
	3	7	BAKKER Sanne	NED	151	36	51	238	63.45
	4	10	MILLER Kari	USA	50	16	19	85	58.82
	5	2	GRADISEK Emilie	SLO	9	4	3	16	56.25
	6	6	JEGOROVA Olga	LAT	25	25	11	61	40.98

Note:

Best scorers - 50 players are listed, except where ties would extend the list beyond 50 in which case the tied players are not listed.
Skills - 10 players are listed per skill, except where ties would extend the list beyond 10 in which case the tied players are not listed.

Legend:

Avg Average **Eff%** Efficiency **Rk** Rank **Succ %** Success %



MEDALLISTS

奖牌获得者

GOLD	SILVER	BRONZE
------	--------	--------

CHN - CHINA

- 1 LIU Lijuan
- 2 C LU Hongqin
- 3 TAN Yanhua
- 4 LIANG Fen
- 5 ZHONG Haihong
- 6 L ZHENG Xiongying
- 7 LU Chunli
- 8 LI Liping
- 9 ZHANG Xufei
- 10 YANG Yanling
- 11 ZHANG Lijun
- 12 SHENG Yuhong

USA - UNITED STATES of AMERICA

- 1 WEBSTER Lora
- 3 C MAYMON Brenda
- 5 HOLLOWAY Katie
- 6 ERICKSON Heather
- 7 KRISS Sugui
- 8 LEWELLEN Hope
- 9 McWILLIAMS Gina
- 10 L MILLER Kari
- 11 ALDRICH Allison
- 13 MILLAGE Nichole
- 15 LANCASTER Kendra
- 18 GOULDIE Alexandra

NED - NETHERLANDS

- 1 STINISSEN Elvira
- 3 van MARUM Djoke
- 4 de VRIES Rika
- 5 van der HAAR-KRAMP Karin
- 6 HARMSSEN-ROOSEN Karin
- 7 L BAKKER Sanne
- 8 LIST Paula
- 9 SLENTER-WEIJTS Jolanda
- 10 C WESTERHOF Petra
- 12 TEN THIJE-VOORTMAN Josien

Legend:

C Team Captain L Libero Player





CUMULATIVE STATISTICS BY SKILLS


队伍个人累积技术统计

CHN - CHINA

After 1 match

Scoring Spikers	No	Name	Spikes	Faults	Shots	Total Attempts	Eff %
	1	LIU Lijuan	-	-	-	-	0.00
	2	LU Hong Qin	-	-	2	2	0.00
	3	TAN Yanhua	7	5	4	16	12.50
	4	LIANG Fen	-	-	-	-	0.00
	5	ZHONG Haihong	-	-	-	-	0.00
	6	ZHENG Xiong Ying	-	-	-	-	0.00
	7	LU Chunli	-	-	-	-	0.00
	8	LI Liping	1	-	2	3	33.33
	9	ZHANG Xu Fei	4	-	4	8	50.00
	10	YANG Yan Ling	-	-	1	1	0.00
	11	ZHANG Lijun	4	2	6	12	16.67
	12	SHENG Yu Hong	12	3	6	21	42.86
Team Totals			28	10	25	63	28.57

Scoring Blockers	No	Name	Kill Blocks	Faults	Rebounds	Total Attempts	Avg by Set
	1	LIU Lijuan	-	-	-	-	0.00
	2	LU Hong Qin	-	1	-	1	0.00
	3	TAN Yanhua	1	1	1	3	0.33
	4	LIANG Fen	-	-	-	-	0.00
	5	ZHONG Haihong	-	-	-	-	0.00
	6	ZHENG Xiong Ying	-	-	-	-	0.00
	7	LU Chunli	-	-	-	-	0.00
	8	LI Liping	1	1	-	2	0.33
	9	ZHANG Xu Fei	2	-	2	4	0.67
	10	YANG Yan Ling	1	-	1	2	0.33
	11	ZHANG Lijun	1	-	3	4	0.33
	12	SHENG Yu Hong	3	4	-	7	1.00
Team Totals			9	7	7	23	3.00

Scoring Servers	No	Name	Aces	Faults	Serve Hits	Total Attempts	Avg by Set
	1	LIU Lijuan	-	-	-	-	0.00
	2	LU Hong Qin	5	-	9	14	1.67
	3	TAN Yanhua	1	-	6	7	0.33
	4	LIANG Fen	-	-	-	-	0.00
	5	ZHONG Haihong	-	-	-	-	0.00
	6	ZHENG Xiong Ying	-	-	-	-	0.00
	7	LU Chunli	-	-	-	-	0.00
	8	LI Liping	1	1	9	11	0.33
	9	ZHANG Xu Fei	9	-	12	21	3.00
	10	YANG Yan Ling	1	-	5	6	0.33
	11	ZHANG Lijun	2	2	3	7	0.67
	12	SHENG Yu Hong	4	2	2	8	1.33
Team Totals			23	5	46	74	7.67

Team	Opponent Errors & Team Faults	15	0
------	-------------------------------	----	---





CUMULATIVE STATISTICS BY SKILLS


队伍个人累积技术统计

CHN - CHINA

After 1 match

Non-scoring Diggers	No	Name	Digs	Faults	Receptions	Total Attempts	Avg by Set
	1	LIU Lijuan	-	-	-	-	0.00
	2	LU Hong Qin	8	-	1	9	2.67
	3	TAN Yanhua	10	1	1	12	3.33
	4	LIANG Fen	-	-	-	-	0.00
	5	ZHONG Haihong	-	-	-	-	0.00
	6	ZHENG Xiong Ying	-	-	-	-	0.00
	7	LU Chunli	-	-	-	-	0.00
	8	LI Liping	4	-	-	4	1.33
	9	ZHANG Xu Fei	2	1	-	3	0.67
	10	YANG Yan Ling	1	1	-	2	0.33
	11	ZHANG Lijun	5	1	4	10	1.67
	12	SHENG Yu Hong	7	-	1	8	2.33
Team Totals			37	4	7	48	12.33

Non-scoring Setters	No	Name	Running Sets	Faults	Still Sets	Total Attempts	Avg by Set
	1	LIU Lijuan	-	-	-	-	0.00
	2	LU Hong Qin	5	-	18	23	1.67
	3	TAN Yanhua	-	-	6	6	0.00
	4	LIANG Fen	-	-	-	-	0.00
	5	ZHONG Haihong	-	-	-	-	0.00
	6	ZHENG Xiong Ying	-	-	-	-	0.00
	7	LU Chunli	-	-	-	-	0.00
	8	LI Liping	1	-	5	6	0.33
	9	ZHANG Xu Fei	-	-	3	3	0.00
	10	YANG Yan Ling	-	-	10	10	0.00
	11	ZHANG Lijun	-	-	2	2	0.00
	12	SHENG Yu Hong	-	-	4	4	0.00
Team Totals			6	-	48	54	2.00

Non-scoring Receivers	No	Name	Excellents	Faults	Serve Receptions	Total Attempts	Succ %
	1	LIU Lijuan	-	-	-	-	0.00
	2	LU Hong Qin	4	-	-	4	100.00
	3	TAN Yanhua	2	-	-	2	100.00
	4	LIANG Fen	-	-	-	-	0.00
	5	ZHONG Haihong	-	-	-	-	0.00
	6	ZHENG Xiong Ying	-	-	-	-	0.00
	7	LU Chunli	-	-	-	-	0.00
	8	LI Liping	4	1	-	5	80.00
	9	ZHANG Xu Fei	8	-	-	8	100.00
	10	YANG Yan Ling	2	-	-	2	100.00
	11	ZHANG Lijun	3	-	-	3	100.00
	12	SHENG Yu Hong	1	-	-	1	100.00
Team Totals			24	1	-	25	96.00


Legend:					
Avg	Average	Eff%	Efficiency	Succ %	Success %





CUMULATIVE STATISTICS BY SKILLS

队伍个人累积技术统计

CHN - CHINA After 2 matches

Scoring Spikers	No	Name	Spikes	Faults	Shots	Total Attempts	Eff %
	1	LIU Lijuan	-	-	-	-	0.00
	2	LU Hong Qin	2	-	3	5	40.00
	3	TAN Yanhua	13	8	14	35	14.29
	4	LIANG Fen	-	-	-	-	0.00
	5	ZHONG Haihong	-	-	-	-	0.00
	6	ZHENG Xiong Ying	-	-	-	-	0.00
	7	LU Chunli	1	-	1	2	50.00
	8	LI Liping	1	2	6	9	0.00
	9	ZHANG Xu Fei	6	1	8	15	33.33
	10	YANG Yan Ling	-	-	1	1	0.00
	11	ZHANG Lijun	10	4	13	27	22.22
	12	SHENG Yu Hong	23	6	20	49	34.69
Team Totals			56	21	66	143	24.48

Scoring Blockers	No	Name	Kill Blocks	Faults	Rebounds	Total Attempts	Avg by Set
	1	LIU Lijuan	-	-	-	-	0.00
	2	LU Hong Qin	1	4	3	8	0.17
	3	TAN Yanhua	2	1	2	5	0.33
	4	LIANG Fen	-	-	-	-	0.00
	5	ZHONG Haihong	-	-	-	-	0.00
	6	ZHENG Xiong Ying	-	-	-	-	0.00
	7	LU Chunli	-	-	-	-	0.00
	8	LI Liping	3	3	2	8	0.50
	9	ZHANG Xu Fei	2	2	3	7	0.33
	10	YANG Yan Ling	1	-	1	2	0.17
	11	ZHANG Lijun	1	3	6	10	0.17
	12	SHENG Yu Hong	6	5	3	14	1.00
Team Totals			16	18	20	54	2.67

Scoring Servers	No	Name	Aces	Faults	Serve Hits	Total Attempts	Avg by Set
	1	LIU Lijuan	-	-	-	-	0.00
	2	LU Hong Qin	6	-	21	27	1.00
	3	TAN Yanhua	2	1	13	16	0.33
	4	LIANG Fen	-	-	-	-	0.00
	5	ZHONG Haihong	-	-	-	-	0.00
	6	ZHENG Xiong Ying	-	-	-	-	0.00
	7	LU Chunli	1	-	6	7	0.17
	8	LI Liping	2	1	21	24	0.33
	9	ZHANG Xu Fei	9	1	14	24	1.50
	10	YANG Yan Ling	1	-	5	6	0.17
	11	ZHANG Lijun	4	4	9	17	0.67
	12	SHENG Yu Hong	8	3	16	27	1.33
Team Totals			33	10	105	148	5.50

Team	Opponent Errors & Team Faults	45	1
------	-------------------------------	----	---





CUMULATIVE STATISTICS BY SKILLS


队伍个人累积技术统计

CHN - CHINA

After 2 matches

Non-scoring Diggers	No	Name	Digs	Faults	Receptions	Total Attempts	Avg by Set
	1	LIU Lijuan	-	-	-	-	0.00
	2	LU Hong Qin	20	5	5	30	3.33
	3	TAN Yanhua	16	4	3	23	2.67
	4	LIANG Fen	-	-	-	-	0.00
	5	ZHONG Haihong	-	-	-	-	0.00
	6	ZHENG Xiong Ying	7	1	2	10	1.17
	7	LU Chunli	-	1	-	1	0.00
	8	LI Liping	14	2	3	19	2.33
	9	ZHANG Xu Fei	5	2	1	8	0.83
	10	YANG Yan Ling	1	1	-	2	0.17
	11	ZHANG Lijun	12	3	4	19	2.00
	12	SHENG Yu Hong	13	1	4	18	2.17
Team Totals			88	20	22	130	14.67

Non-scoring Setters	No	Name	Running Sets	Faults	Still Sets	Total Attempts	Avg by Set
	1	LIU Lijuan	-	-	-	-	0.00
	2	LU Hong Qin	10	-	39	49	1.67
	3	TAN Yanhua	-	-	14	14	0.00
	4	LIANG Fen	-	-	-	-	0.00
	5	ZHONG Haihong	-	-	-	-	0.00
	6	ZHENG Xiong Ying	-	-	-	-	0.00
	7	LU Chunli	-	1	2	3	0.00
	8	LI Liping	3	-	24	27	0.50
	9	ZHANG Xu Fei	-	-	8	8	0.00
	10	YANG Yan Ling	-	-	10	10	0.00
	11	ZHANG Lijun	-	-	8	8	0.00
	12	SHENG Yu Hong	-	-	8	8	0.00
Team Totals			13	1	113	127	2.17

Non-scoring Receivers	No	Name	Excellents	Faults	Serve Receptions	Total Attempts	Succ %
	1	LIU Lijuan	-	-	-	-	0.00
	2	LU Hong Qin	10	1	-	11	90.91
	3	TAN Yanhua	6	-	-	6	100.00
	4	LIANG Fen	-	-	-	-	0.00
	5	ZHONG Haihong	-	-	-	-	0.00
	6	ZHENG Xiong Ying	7	-	-	7	100.00
	7	LU Chunli	-	-	-	-	0.00
	8	LI Liping	9	1	-	10	90.00
	9	ZHANG Xu Fei	11	1	-	12	91.67
	10	YANG Yan Ling	2	-	-	2	100.00
	11	ZHANG Lijun	6	1	-	7	85.71
	12	SHENG Yu Hong	7	1	-	8	87.50
Team Totals			58	5	-	63	92.06

Legend: Avg Average Eff% Efficiency Succ % Success %





CUMULATIVE STATISTICS BY SKILLS


队伍个人累积技术统计

CHN - CHINA

After 3 matches

Scoring Spikers	No	Name	Spikes	Faults	Shots	Total Attempts	Eff %
	1	LIU Lijuan	-	-	-	-	0.00
	2	LU Hongqin	5	-	8	13	38.46
	3	TAN Yanhua	21	11	23	55	18.18
	4	LIANG Fen	-	-	-	-	0.00
	5	ZHONG Haihong	-	-	-	-	0.00
	6	ZHENG Xiongying	-	-	-	-	0.00
	7	LU Chunli	1	-	1	2	50.00
	8	LI Liping	1	3	9	13	0.00
	9	ZHANG Xufei	10	2	10	22	36.36
	10	YANG Yanling	-	-	1	1	0.00
	11	ZHANG Lijun	12	5	15	32	21.88
	12	SHENG Yuhong	46	10	33	89	40.45
Team Totals			96	31	100	227	28.63

Scoring Blockers	No	Name	Kill Blocks	Faults	Rebounds	Total Attempts	Avg by Set
	1	LIU Lijuan	-	-	-	-	0.00
	2	LU Hongqin	2	4	8	14	0.22
	3	TAN Yanhua	3	1	2	6	0.33
	4	LIANG Fen	-	-	-	-	0.00
	5	ZHONG Haihong	-	-	-	-	0.00
	6	ZHENG Xiongying	-	-	-	-	0.00
	7	LU Chunli	-	-	-	-	0.00
	8	LI Liping	6	7	4	17	0.67
	9	ZHANG Xufei	4	6	9	19	0.44
	10	YANG Yanling	1	-	1	2	0.11
	11	ZHANG Lijun	2	7	9	18	0.22
	12	SHENG Yuhong	7	7	9	23	0.78
Team Totals			25	32	42	99	2.78

Scoring Servers	No	Name	Aces	Faults	Serve Hits	Total Attempts	Avg by Set
	1	LIU Lijuan	-	-	-	-	0.00
	2	LU Hongqin	6	-	37	43	0.67
	3	TAN Yanhua	2	1	25	28	0.22
	4	LIANG Fen	-	-	-	-	0.00
	5	ZHONG Haihong	-	-	-	-	0.00
	6	ZHENG Xiongying	-	-	-	-	0.00
	7	LU Chunli	1	-	6	7	0.11
	8	LI Liping	2	1	31	34	0.22
	9	ZHANG Xufei	11	2	24	37	1.22
	10	YANG Yanling	1	-	5	6	0.11
	11	ZHANG Lijun	5	4	20	29	0.56
	12	SHENG Yuhong	9	3	26	38	1.00
Team Totals			37	11	174	222	4.11


Team	Opponent Errors & Team Faults	67	2
------	-------------------------------	----	---





CUMULATIVE STATISTICS BY SKILLS

队伍个人累积技术统计

CHN - CHINA After 3 matches

Non-scoring Diggers	No	Name	Digs	Faults	Receptions	Total Attempts	Avg by Set
	1	LIU Lijuan	-	-	-	-	0.00
	2	LU Hongqin	27	7	10	44	3.00
	3	TAN Yanhua	26	10	7	43	2.89
	4	LIANG Fen	-	-	-	-	0.00
	5	ZHONG Haihong	-	-	-	-	0.00
	6	ZHENG Xiongying	9	5	2	16	1.00
	7	LU Chunli	-	1	-	1	0.00
	8	LI Liping	23	5	4	32	2.56
	9	ZHANG Xufei	9	6	6	21	1.00
	10	YANG Yanling	1	1	-	2	0.11
	11	ZHANG Lijun	19	4	5	28	2.11
	12	SHENG Yuhong	20	3	8	31	2.22
Team Totals			134	42	42	218	14.89

Non-scoring Setters	No	Name	Running Sets	Faults	Still Sets	Total Attempts	Avg by Set
	1	LIU Lijuan	-	-	-	-	0.00
	2	LU Hongqin	14	-	61	75	1.56
	3	TAN Yanhua	-	2	19	21	0.00
	4	LIANG Fen	-	-	-	-	0.00
	5	ZHONG Haihong	-	-	-	-	0.00
	6	ZHENG Xiongying	-	-	2	2	0.00
	7	LU Chunli	-	1	2	3	0.00
	8	LI Liping	4	-	41	45	0.44
	9	ZHANG Xufei	-	-	18	18	0.00
	10	YANG Yanling	-	-	10	10	0.00
	11	ZHANG Lijun	1	-	11	12	0.11
	12	SHENG Yuhong	-	-	12	12	0.00
Team Totals			19	3	176	198	2.11

Non-scoring Receivers	No	Name	Excellents	Faults	Serve Receptions	Total Attempts	Succ %
	1	LIU Lijuan	-	-	-	-	0.00
	2	LU Hongqin	15	1	2	18	83.33
	3	TAN Yanhua	11	1	1	13	84.62
	4	LIANG Fen	-	-	-	-	0.00
	5	ZHONG Haihong	-	-	-	-	0.00
	6	ZHENG Xiongying	10	1	-	11	90.91
	7	LU Chunli	-	-	-	-	0.00
	8	LI Liping	16	1	-	17	94.12
	9	ZHANG Xufei	23	3	-	26	88.46
	10	YANG Yanling	2	-	-	2	100.00
	11	ZHANG Lijun	6	1	-	7	85.71
	12	SHENG Yuhong	13	1	-	14	92.86
Team Totals			96	9	3	108	88.89

Legend: Avg Average Eff% Efficiency Succ % Success %





CUMULATIVE STATISTICS BY SKILLS


队伍个人累积技术统计

CHN - CHINA

After 4 matches

Scoring Spikers	No	Name	Spikes	Faults	Shots	Total Attempts	Eff %
	1	LIU Lijuan	-	-	-	-	0.00
	2	LU Hongqin	8	1	16	25	28.00
	3	TAN Yanhua	25	11	33	69	20.29
	4	LIANG Fen	-	-	-	-	0.00
	5	ZHONG Haihong	-	-	-	-	0.00
	6	ZHENG Xiongying	-	-	-	-	0.00
	7	LU Chunli	1	-	1	2	50.00
	8	LI Liping	3	3	10	16	0.00
	9	ZHANG Xufei	13	5	17	35	22.86
	10	YANG Yanling	-	-	1	1	0.00
	11	ZHANG Lijun	20	7	24	51	25.49
	12	SHENG Yuhong	64	14	47	125	40.00
Team Totals			134	41	149	324	28.70

Scoring Blockers	No	Name	Kill Blocks	Faults	Rebounds	Total Attempts	Avg by Set
	1	LIU Lijuan	-	-	-	-	0.00
	2	LU Hongqin	6	7	11	24	0.50
	3	TAN Yanhua	3	1	2	6	0.25
	4	LIANG Fen	-	-	-	-	0.00
	5	ZHONG Haihong	-	-	-	-	0.00
	6	ZHENG Xiongying	-	-	-	-	0.00
	7	LU Chunli	-	-	-	-	0.00
	8	LI Liping	7	10	7	24	0.58
	9	ZHANG Xufei	5	11	9	25	0.42
	10	YANG Yanling	1	-	1	2	0.08
	11	ZHANG Lijun	2	9	11	22	0.17
	12	SHENG Yuhong	8	9	14	31	0.67
Team Totals			32	47	55	134	2.67


Scoring Servers	No	Name	Aces	Faults	Serve Hits	Total Attempts	Avg by Set
	1	LIU Lijuan	-	-	-	-	0.00
	2	LU Hongqin	11	-	49	60	0.92
	3	TAN Yanhua	8	1	34	43	0.67
	4	LIANG Fen	-	-	-	-	0.00
	5	ZHONG Haihong	-	-	-	-	0.00
	6	ZHENG Xiongying	-	-	-	-	0.00
	7	LU Chunli	1	-	6	7	0.08
	8	LI Liping	2	1	44	47	0.17
	9	ZHANG Xufei	12	3	35	50	1.00
	10	YANG Yanling	1	-	5	6	0.08
	11	ZHANG Lijun	6	5	25	36	0.50
	12	SHENG Yuhong	11	4	32	47	0.92
Team Totals			52	14	230	296	4.33


Team	Opponent Errors & Team Faults	82	6
------	-------------------------------	----	---


CUMULATIVE STATISTICS BY SKILLS

队伍个人累积技术统计

CHN - CHINA After 4 matches

Non-scoring Diggers	No	Name	Digs	Faults	Receptions	Total Attempts	Avg by Set
	1	LIU Lijuan	-	-	-	-	0.00
	2	LU Hongqin	33	13	11	57	2.75
	3	TAN Yanhua	33	10	7	50	2.75
	4	LIANG Fen	-	-	-	-	0.00
	5	ZHONG Haihong	-	-	-	-	0.00
	6	ZHENG Xiongying	14	8	2	24	1.17
	7	LU Chunli	-	1	-	1	0.00
	8	LI Liping	36	6	6	48	3.00
	9	ZHANG Xufei	19	7	6	32	1.58
	10	YANG Yanling	1	1	-	2	0.08
	11	ZHANG Lijun	23	4	5	32	1.92
	12	SHENG Yuhong	33	6	9	48	2.75
Team Totals			192	56	46	294	16.00

Non-scoring Setters	No	Name	Running Sets	Faults	Still Sets	Total Attempts	Avg by Set
	1	LIU Lijuan	-	-	-	-	0.00
	2	LU Hongqin	27	-	89	116	2.25
	3	TAN Yanhua	-	2	21	23	0.00
	4	LIANG Fen	-	-	-	-	0.00
	5	ZHONG Haihong	-	-	-	-	0.00
	6	ZHENG Xiongying	-	-	4	4	0.00
	7	LU Chunli	-	1	2	3	0.00
	8	LI Liping	10	-	52	62	0.83
	9	ZHANG Xufei	2	-	20	22	0.17
	10	YANG Yanling	-	-	10	10	0.00
	11	ZHANG Lijun	2	-	14	16	0.17
	12	SHENG Yuhong	-	-	15	15	0.00
Team Totals			41	3	227	271	3.42

Non-scoring Receivers	No	Name	Excellents	Faults	Serve Receptions	Total Attempts	Succ %
	1	LIU Lijuan	-	-	-	-	0.00
	2	LU Hongqin	21	2	2	25	84.00
	3	TAN Yanhua	17	1	1	19	89.47
	4	LIANG Fen	-	-	-	-	0.00
	5	ZHONG Haihong	-	-	-	-	0.00
	6	ZHENG Xiongying	19	4	-	23	82.61
	7	LU Chunli	-	-	-	-	0.00
	8	LI Liping	18	1	-	19	94.74
	9	ZHANG Xufei	27	4	-	31	87.10
	10	YANG Yanling	2	-	-	2	100.00
	11	ZHANG Lijun	6	1	-	7	85.71
	12	SHENG Yuhong	17	2	-	19	89.47
Team Totals			127	15	3	145	87.59

Legend:
Avg Average Eff% Efficiency Succ % Success %





CUMULATIVE STATISTICS BY SKILLS


队伍个人累积技术统计

CHN - CHINA

After 5 matches

Scoring Spikers	No	Name	Spikes	Faults	Shots	Total Attempts	Eff %
	1	LIU Lijuan	-	-	-	-	0.00
	2	LU Hongqin	10	2	24	36	22.22
	3	TAN Yanhua	28	13	39	80	18.75
	4	LIANG Fen	-	-	-	-	0.00
	5	ZHONG Haihong	-	-	-	-	0.00
	6	ZHENG Xiongying	-	-	-	-	0.00
	7	LU Chunli	1	-	1	2	50.00
	8	LI Liping	3	3	12	18	0.00
	9	ZHANG Xufei	16	6	20	42	23.81
	10	YANG Yanling	-	-	1	1	0.00
	11	ZHANG Lijun	23	8	27	58	25.86
	12	SHENG Yuhong	86	21	56	163	39.88
Team Totals			167	53	180	400	28.50

Scoring Blockers	No	Name	Kill Blocks	Faults	Rebounds	Total Attempts	Avg by Set
	1	LIU Lijuan	-	-	-	-	0.00
	2	LU Hongqin	8	8	18	34	0.53
	3	TAN Yanhua	4	2	3	9	0.27
	4	LIANG Fen	-	-	-	-	0.00
	5	ZHONG Haihong	-	-	-	-	0.00
	6	ZHENG Xiongying	-	-	-	-	0.00
	7	LU Chunli	-	-	-	-	0.00
	8	LI Liping	8	13	13	34	0.53
	9	ZHANG Xufei	5	18	12	35	0.33
	10	YANG Yanling	1	-	1	2	0.07
	11	ZHANG Lijun	6	9	15	30	0.40
	12	SHENG Yuhong	8	9	19	36	0.53
Team Totals			40	59	81	180	2.67

Scoring Servers	No	Name	Aces	Faults	Serve Hits	Total Attempts	Avg by Set
	1	LIU Lijuan	-	-	-	-	0.00
	2	LU Hongqin	11	1	63	75	0.73
	3	TAN Yanhua	8	2	42	52	0.53
	4	LIANG Fen	-	-	-	-	0.00
	5	ZHONG Haihong	-	-	-	-	0.00
	6	ZHENG Xiongying	-	-	-	-	0.00
	7	LU Chunli	1	-	6	7	0.07
	8	LI Liping	2	2	50	54	0.13
	9	ZHANG Xufei	12	3	45	60	0.80
	10	YANG Yanling	1	-	5	6	0.07
	11	ZHANG Lijun	11	7	35	53	0.73
	12	SHENG Yuhong	17	4	42	63	1.13
Team Totals			63	19	288	370	4.20


Team	Opponent Errors & Team Faults	105	9
------	-------------------------------	-----	---





CUMULATIVE STATISTICS BY SKILLS

队伍个人累积技术统计

CHN - CHINA After 5 matches

Non-scoring Diggers	No	Name	Digs	Faults	Receptions	Total Attempts	Avg by Set
	1	LIU Lijuan	-	-	-	-	0.00
	2	LU Hongqin	42	14	13	69	2.80
	3	TAN Yanhua	41	11	8	60	2.73
	4	LIANG Fen	-	-	-	-	0.00
	5	ZHONG Haihong	-	-	-	-	0.00
	6	ZHENG Xiongying	15	8	5	28	1.00
	7	LU Chunli	-	1	-	1	0.00
	8	LI Liping	43	10	8	61	2.87
	9	ZHANG Xufei	27	12	6	45	1.80
	10	YANG Yanling	1	1	-	2	0.07
	11	ZHANG Lijun	28	4	6	38	1.87
	12	SHENG Yuhong	47	6	13	66	3.13
Team Totals			244	67	59	370	16.27

Non-scoring Setters	No	Name	Running Sets	Faults	Still Sets	Total Attempts	Avg by Set
	1	LIU Lijuan	-	-	-	-	0.00
	2	LU Hongqin	35	1	107	143	2.33
	3	TAN Yanhua	-	2	23	25	0.00
	4	LIANG Fen	-	-	-	-	0.00
	5	ZHONG Haihong	-	-	-	-	0.00
	6	ZHENG Xiongying	-	-	6	6	0.00
	7	LU Chunli	-	1	2	3	0.00
	8	LI Liping	15	1	70	86	1.00
	9	ZHANG Xufei	2	-	26	28	0.13
	10	YANG Yanling	-	-	10	10	0.00
	11	ZHANG Lijun	2	-	17	19	0.13
	12	SHENG Yuhong	1	-	16	17	0.07
Team Totals			55	5	277	337	3.67

Non-scoring Receivers	No	Name	Excellents	Faults	Serve Receptions	Total Attempts	Succ %
	1	LIU Lijuan	-	-	-	-	0.00
	2	LU Hongqin	31	3	2	36	86.11
	3	TAN Yanhua	24	2	1	27	88.89
	4	LIANG Fen	-	-	-	-	0.00
	5	ZHONG Haihong	-	-	-	-	0.00
	6	ZHENG Xiongying	29	4	1	34	85.29
	7	LU Chunli	-	-	-	-	0.00
	8	LI Liping	19	1	-	20	95.00
	9	ZHANG Xufei	35	5	-	40	87.50
	10	YANG Yanling	2	-	-	2	100.00
	11	ZHANG Lijun	6	1	-	7	85.71
	12	SHENG Yuhong	19	2	-	21	90.48
Team Totals			165	18	4	187	88.24

Legend: Avg Average Eff% Efficiency Succ % Success %





CUMULATIVE STATISTICS BY SKILLS


队伍个人累积技术统计

JPN - JAPAN

After 1 match

Scoring Spikers	No	Name	Spikes	Faults	Shots	Total Attempts	Eff %
	1	AWANO Sachie	1	4	9	14	0.00
	2	OSADA Mamiko	1	1	4	6	0.00
	3	OKAHIRA Yukari	4	3	18	25	4.00
	4	FUJII Junko	-	-	-	-	0.00
	5	SAITO Yoko	-	-	-	-	0.00
	6	OMURA Shiori	8	4	13	25	16.00
	7	KANEKI Emi	4	7	5	16	0.00
	8	KANEDA Noriko	4	2	8	14	14.29
	9	SAKAMOTO Tomoko	-	-	-	-	0.00
	10	TOMIYA Kiyoko	-	-	-	-	0.00
	11	SAKAMOTO Haruni	-	-	-	-	0.00
Team Totals			22	21	57	100	1.00

Scoring Blockers	No	Name	Kill Blocks	Faults	Rebounds	Total Attempts	Avg by Set
	1	AWANO Sachie	1	-	3	4	0.33
	2	OSADA Mamiko	-	4	3	7	0.00
	3	OKAHIRA Yukari	-	-	1	1	0.00
	4	FUJII Junko	-	-	-	-	0.00
	5	SAITO Yoko	-	-	-	-	0.00
	6	OMURA Shiori	1	4	5	10	0.33
	7	KANEKI Emi	1	1	3	5	0.33
	8	KANEDA Noriko	1	1	5	7	0.33
	9	SAKAMOTO Tomoko	-	-	-	-	0.00
	10	TOMIYA Kiyoko	-	-	-	-	0.00
	11	SAKAMOTO Haruni	-	-	-	-	0.00
Team Totals			4	10	20	34	1.33


Scoring Servers	No	Name	Aces	Faults	Serve Hits	Total Attempts	Avg by Set
	1	AWANO Sachie	-	-	7	7	0.00
	2	OSADA Mamiko	-	-	9	9	0.00
	3	OKAHIRA Yukari	-	2	1	3	0.00
	4	FUJII Junko	-	-	-	-	0.00
	5	SAITO Yoko	-	-	-	-	0.00
	6	OMURA Shiori	1	2	4	7	0.33
	7	KANEKI Emi	3	1	10	14	1.00
	8	KANEDA Noriko	-	-	3	3	0.00
	9	SAKAMOTO Tomoko	-	-	1	1	0.00
	10	TOMIYA Kiyoko	-	-	-	-	0.00
	11	SAKAMOTO Haruni	-	-	-	-	0.00
Team Totals			4	5	35	44	1.33


Team	Opponent Errors & Team Faults	13	7
------	-------------------------------	----	---


CUMULATIVE STATISTICS BY SKILLS

队伍个人累积技术统计

JPN - JAPAN After 1 match

Non-scoring Diggers	No	Name	Digs	Faults	Receptions	Total Attempts	Avg by Set
	1	AWANO Sachie	9	7	1	17	3.00
	2	OSADA Mamiko	10	6	1	17	3.33
	3	OKAHIRA Yukari	7	2	2	11	2.33
	4	FUJII Junko	-	-	-	-	0.00
	5	SAITO Yoko	7	1	1	9	2.33
	6	OMURA Shiori	8	1	1	10	2.67
	7	KANEKI Emi	6	2	-	8	2.00
	8	KANEDA Noriko	1	1	1	3	0.33
	9	SAKAMOTO Tomoko	-	-	-	-	0.00
	10	TOMIYA Kiyoko	-	-	-	-	0.00
	11	SAKAMOTO Haruni	-	-	-	-	0.00
Team Totals			48	20	7	75	16.00

Non-scoring Setters	No	Name	Running Sets	Faults	Still Sets	Total Attempts	Avg by Set
	1	AWANO Sachie	1	1	8	10	0.33
	2	OSADA Mamiko	1	-	23	24	0.33
	3	OKAHIRA Yukari	1	-	14	15	0.33
	4	FUJII Junko	-	-	-	-	0.00
	5	SAITO Yoko	-	-	2	2	0.00
	6	OMURA Shiori	-	-	9	9	0.00
	7	KANEKI Emi	2	-	18	20	0.67
	8	KANEDA Noriko	-	1	4	5	0.00
	9	SAKAMOTO Tomoko	-	-	-	-	0.00
	10	TOMIYA Kiyoko	-	-	-	-	0.00
	11	SAKAMOTO Haruni	-	-	-	-	0.00
Team Totals			5	2	78	85	1.67

Non-scoring Receivers	No	Name	Excellents	Faults	Serve Receptions	Total Attempts	Succ %
	1	AWANO Sachie	13	2	-	15	86.67
	2	OSADA Mamiko	10	1	1	12	83.33
	3	OKAHIRA Yukari	8	3	3	14	57.14
	4	FUJII Junko	-	-	-	-	0.00
	5	SAITO Yoko	12	3	-	15	80.00
	6	OMURA Shiori	6	-	-	6	100.00
	7	KANEKI Emi	1	1	-	2	50.00
	8	KANEDA Noriko	-	-	-	-	0.00
	9	SAKAMOTO Tomoko	-	-	-	-	0.00
	10	TOMIYA Kiyoko	-	-	-	-	0.00
	11	SAKAMOTO Haruni	-	-	-	-	0.00
Team Totals			50	10	4	64	78.13


Legend: Avg Average Eff% Efficiency Succ % Success %





CUMULATIVE STATISTICS BY SKILLS

队伍个人累积技术统计

JPN - JAPAN After 2 matches

Scoring Spikers	No	Name	Spikes	Faults	Shots	Total Attempts	Eff %
	1	AWANO Sachie	5	5	19	29	0.00
	2	OSADA Mamiko	2	1	11	14	7.14
	3	OKAHIRA Yukari	5	9	26	40	0.00
	4	FUJII Junko	-	-	-	-	0.00
	5	SAITO Yoko	-	-	-	-	0.00
	6	OMURA Shiori	24	11	47	82	15.85
	7	KANEKI Emi	6	8	15	29	0.00
	8	KANEDA Noriko	8	5	27	40	7.50
	9	SAKAMOTO Tomoko	1	-	1	2	50.00
	10	TOMIYA Kiyoko	-	-	-	-	0.00
	11	SAKAMOTO Haruni	-	-	-	-	0.00
Team Totals			51	39	146	236	5.08

Scoring Blockers	No	Name	Kill Blocks	Faults	Rebounds	Total Attempts	Avg by Set
	1	AWANO Sachie	2	3	5	10	0.29
	2	OSADA Mamiko	1	4	5	10	0.14
	3	OKAHIRA Yukari	1	1	1	3	0.14
	4	FUJII Junko	-	-	-	-	0.00
	5	SAITO Yoko	-	-	-	-	0.00
	6	OMURA Shiori	5	6	11	22	0.71
	7	KANEKI Emi	2	5	8	15	0.29
	8	KANEDA Noriko	2	4	8	14	0.29
	9	SAKAMOTO Tomoko	-	-	-	-	0.00
	10	TOMIYA Kiyoko	-	-	-	-	0.00
	11	SAKAMOTO Haruni	-	-	-	-	0.00
Team Totals			13	23	38	74	1.86

Scoring Servers	No	Name	Aces	Faults	Serve Hits	Total Attempts	Avg by Set
	1	AWANO Sachie	-	1	14	15	0.00
	2	OSADA Mamiko	2	-	25	27	0.29
	3	OKAHIRA Yukari	2	5	10	17	0.29
	4	FUJII Junko	-	-	-	-	0.00
	5	SAITO Yoko	-	-	-	-	0.00
	6	OMURA Shiori	2	2	12	16	0.29
	7	KANEKI Emi	3	2	20	25	0.43
	8	KANEDA Noriko	-	-	13	13	0.00
	9	SAKAMOTO Tomoko	-	-	4	4	0.00
	10	TOMIYA Kiyoko	-	-	-	-	0.00
	11	SAKAMOTO Haruni	-	-	-	-	0.00
Team Totals			9	10	98	117	1.29


Team	Opponent Errors & Team Faults	42	17
------	-------------------------------	----	----





CUMULATIVE STATISTICS BY SKILLS

队伍个人累积技术统计

JPN - JAPAN After 2 matches

Non-scoring Diggers	No	Name	Digs	Faults	Receptions	Total Attempts	Avg by Set
	1	AWANO Sachie	22	12	5	39	3.14
	2	OSADA Mamiko	23	14	3	40	3.29
	3	OKAHIRA Yukari	19	4	3	26	2.71
	4	FUJII Junko	-	-	-	-	0.00
	5	SAITO Yoko	17	3	3	23	2.43
	6	OMURA Shiori	21	5	6	32	3.00
	7	KANEKI Emi	14	8	3	25	2.00
	8	KANEDA Noriko	6	7	3	16	0.86
	9	SAKAMOTO Tomoko	3	1	1	5	0.43
	10	TOMIYA Kiyoko	-	-	-	-	0.00
	11	SAKAMOTO Haruni	-	-	-	-	0.00
Team Totals			125	54	27	206	17.86

Non-scoring Setters	No	Name	Running Sets	Faults	Still Sets	Total Attempts	Avg by Set
	1	AWANO Sachie	1	1	16	18	0.14
	2	OSADA Mamiko	1	3	46	50	0.14
	3	OKAHIRA Yukari	1	-	37	38	0.14
	4	FUJII Junko	-	-	-	-	0.00
	5	SAITO Yoko	-	-	5	5	0.00
	6	OMURA Shiori	-	-	13	13	0.00
	7	KANEKI Emi	3	2	51	56	0.43
	8	KANEDA Noriko	-	1	8	9	0.00
	9	SAKAMOTO Tomoko	-	-	1	1	0.00
	10	TOMIYA Kiyoko	-	-	-	-	0.00
	11	SAKAMOTO Haruni	-	-	-	-	0.00
Team Totals			6	7	177	190	0.86

Non-scoring Receivers	No	Name	Excellents	Faults	Serve Receptions	Total Attempts	Succ %
	1	AWANO Sachie	26	4	2	32	81.25
	2	OSADA Mamiko	20	4	1	25	80.00
	3	OKAHIRA Yukari	21	5	6	32	65.63
	4	FUJII Junko	-	-	-	-	0.00
	5	SAITO Yoko	24	6	2	32	75.00
	6	OMURA Shiori	15	-	-	15	100.00
	7	KANEKI Emi	5	2	-	7	71.43
	8	KANEDA Noriko	2	-	1	3	66.67
	9	SAKAMOTO Tomoko	-	-	-	-	0.00
	10	TOMIYA Kiyoko	-	-	-	-	0.00
	11	SAKAMOTO Haruni	-	-	-	-	0.00
Team Totals			113	21	12	146	77.40


Legend:					
Avg	Average	Eff%	Efficiency	Succ %	Success %





CUMULATIVE STATISTICS BY SKILLS

队伍个人累积技术统计

JPN - JAPAN After 3 matches

Scoring Spikers	No	Name	Spikes	Faults	Shots	Total Attempts	Eff %
	1	AWANO Sachie	8	9	22	39	0.00
	2	OSADA Mamiko	3	4	18	25	0.00
	3	OKAHIRA Yukari	8	11	31	50	0.00
	4	FUJII Junko	-	-	-	-	0.00
	5	SAITO Yoko	-	-	-	-	0.00
	6	OMURA Shiori	31	19	59	109	11.01
	7	KANEKI Emi	8	8	15	31	0.00
	8	KANEDA Noriko	10	6	29	45	8.89
	9	SAKAMOTO Tomoko	1	-	1	2	50.00
	10	TOMIYA Kiyoko	-	-	-	-	0.00
	11	SAKAMOTO Haruni	-	-	-	-	0.00
Team Totals			69	57	175	301	3.99

Scoring Blockers	No	Name	Kill Blocks	Faults	Rebounds	Total Attempts	Avg by Set
	1	AWANO Sachie	3	3	6	12	0.30
	2	OSADA Mamiko	1	6	8	15	0.10
	3	OKAHIRA Yukari	1	1	1	3	0.10
	4	FUJII Junko	-	-	-	-	0.00
	5	SAITO Yoko	-	-	-	-	0.00
	6	OMURA Shiori	5	9	12	26	0.50
	7	KANEKI Emi	3	8	9	20	0.30
	8	KANEDA Noriko	2	6	10	18	0.20
	9	SAKAMOTO Tomoko	-	-	-	-	0.00
	10	TOMIYA Kiyoko	-	-	-	-	0.00
	11	SAKAMOTO Haruni	-	-	-	-	0.00
Team Totals			15	33	46	94	1.50

Scoring Servers	No	Name	Aces	Faults	Serve Hits	Total Attempts	Avg by Set
	1	AWANO Sachie	3	4	20	27	0.30
	2	OSADA Mamiko	2	-	32	34	0.20
	3	OKAHIRA Yukari	3	5	20	28	0.30
	4	FUJII Junko	-	-	-	-	0.00
	5	SAITO Yoko	-	-	-	-	0.00
	6	OMURA Shiori	3	3	18	24	0.30
	7	KANEKI Emi	3	3	25	31	0.30
	8	KANEDA Noriko	-	2	15	17	0.00
	9	SAKAMOTO Tomoko	-	1	4	5	0.00
	10	TOMIYA Kiyoko	-	-	-	-	0.00
	11	SAKAMOTO Haruni	-	-	-	-	0.00
Team Totals			14	18	134	166	1.40


Team	Opponent Errors & Team Faults	65	23
------	-------------------------------	----	----





CUMULATIVE STATISTICS BY SKILLS

队伍个人累积技术统计

JPN - JAPAN After 3 matches

Non-scoring Diggers	No	Name	Digs	Faults	Receptions	Total Attempts	Avg by Set
	1	AWANO Sachie	28	16	6	50	2.80
	2	OSADA Mamiko	26	17	5	48	2.60
	3	OKAHIRA Yukari	21	7	6	34	2.10
	4	FUJII Junko	-	-	-	-	0.00
	5	SAITO Yoko	18	7	5	30	1.80
	6	OMURA Shiori	21	7	8	36	2.10
	7	KANEKI Emi	22	13	6	41	2.20
	8	KANEDA Noriko	7	8	3	18	0.70
	9	SAKAMOTO Tomoko	3	1	1	5	0.30
	10	TOMIYA Kiyoko	-	-	-	-	0.00
	11	SAKAMOTO Haruni	-	-	-	-	0.00
Team Totals			146	76	40	262	14.60

Non-scoring Setters	No	Name	Running Sets	Faults	Still Sets	Total Attempts	Avg by Set
	1	AWANO Sachie	1	1	23	25	0.10
	2	OSADA Mamiko	1	4	55	60	0.10
	3	OKAHIRA Yukari	2	-	57	59	0.20
	4	FUJII Junko	-	-	-	-	0.00
	5	SAITO Yoko	-	-	6	6	0.00
	6	OMURA Shiori	-	-	16	16	0.00
	7	KANEKI Emi	4	2	62	68	0.40
	8	KANEDA Noriko	1	1	9	11	0.10
	9	SAKAMOTO Tomoko	-	-	1	1	0.00
	10	TOMIYA Kiyoko	-	-	-	-	0.00
	11	SAKAMOTO Haruni	-	-	-	-	0.00
Team Totals			9	8	229	246	0.90

Non-scoring Receivers	No	Name	Excellents	Faults	Serve Receptions	Total Attempts	Succ %
	1	AWANO Sachie	35	10	4	49	71.43
	2	OSADA Mamiko	25	4	4	33	75.76
	3	OKAHIRA Yukari	22	5	6	33	66.67
	4	FUJII Junko	-	-	-	-	0.00
	5	SAITO Yoko	38	6	3	47	80.85
	6	OMURA Shiori	19	2	1	22	86.36
	7	KANEKI Emi	12	3	1	16	75.00
	8	KANEDA Noriko	2	-	1	3	66.67
	9	SAKAMOTO Tomoko	-	1	-	1	0.00
	10	TOMIYA Kiyoko	-	-	-	-	0.00
	11	SAKAMOTO Haruni	-	-	-	-	0.00
Team Totals			153	31	20	204	75.00


Legend: Avg Average Eff% Efficiency Succ % Success %





CUMULATIVE STATISTICS BY SKILLS

队伍个人累积技术统计

JPN - JAPAN After 4 matches

Scoring Spikers	No	Name	Spikes	Faults	Shots	Total Attempts	Eff %
	1	AWANO Sachie	11	12	31	54	0.00
	2	OSADA Mamiko	6	9	30	45	0.00
	3	OKAHIRA Yukari	13	12	42	67	1.49
	4	FUJII Junko	-	-	-	-	0.00
	5	SAITO Yoko	-	-	-	-	0.00
	6	OMURA Shiori	46	28	81	155	11.61
	7	KANEKI Emi	11	10	23	44	2.27
	8	KANEDA Noriko	10	12	41	63	0.00
	9	SAKAMOTO Tomoko	1	-	1	2	50.00
	10	TOMIYA Kiyoko	-	-	-	-	0.00
	11	SAKAMOTO Haruni	-	-	-	-	0.00
Team Totals			98	83	249	430	3.49

Scoring Blockers	No	Name	Kill Blocks	Faults	Rebounds	Total Attempts	Avg by Set
	1	AWANO Sachie	7	6	7	20	0.50
	2	OSADA Mamiko	2	6	11	19	0.14
	3	OKAHIRA Yukari	4	1	3	8	0.29
	4	FUJII Junko	-	-	-	-	0.00
	5	SAITO Yoko	-	-	-	-	0.00
	6	OMURA Shiori	7	14	15	36	0.50
	7	KANEKI Emi	4	11	11	26	0.29
	8	KANEDA Noriko	3	6	14	23	0.21
	9	SAKAMOTO Tomoko	-	-	-	-	0.00
	10	TOMIYA Kiyoko	-	-	-	-	0.00
	11	SAKAMOTO Haruni	-	-	-	-	0.00
Team Totals			27	44	61	132	1.93

Scoring Servers	No	Name	Aces	Faults	Serve Hits	Total Attempts	Avg by Set
	1	AWANO Sachie	3	4	41	48	0.21
	2	OSADA Mamiko	2	-	41	43	0.14
	3	OKAHIRA Yukari	3	10	25	38	0.21
	4	FUJII Junko	-	-	-	-	0.00
	5	SAITO Yoko	-	-	-	-	0.00
	6	OMURA Shiori	4	3	26	33	0.29
	7	KANEKI Emi	4	3	38	45	0.29
	8	KANEDA Noriko	1	3	25	29	0.07
	9	SAKAMOTO Tomoko	-	1	5	6	0.00
	10	TOMIYA Kiyoko	-	-	-	-	0.00
	11	SAKAMOTO Haruni	-	-	-	-	0.00
Team Totals			17	24	201	242	1.21


Team	Opponent Errors & Team Faults	96	34
------	-------------------------------	----	----





CUMULATIVE STATISTICS BY SKILLS

队伍个人累积技术统计

JPN - JAPAN After 4 matches

Non-scoring Diggers	No	Name	Digs	Faults	Receptions	Total Attempts	Avg by Set
	1	AWANO Sachie	35	20	10	65	2.50
	2	OSADA Mamiko	34	23	8	65	2.43
	3	OKAHIRA Yukari	25	12	7	44	1.79
	4	FUJII Junko	-	-	-	-	0.00
	5	SAITO Yoko	25	10	7	42	1.79
	6	OMURA Shiori	39	12	8	59	2.79
	7	KANEKI Emi	38	19	7	64	2.71
	8	KANEDA Noriko	9	9	6	24	0.64
	9	SAKAMOTO Tomoko	4	1	1	6	0.29
	10	TOMIYA Kiyoko	-	-	-	-	0.00
	11	SAKAMOTO Haruni	-	-	-	-	0.00
Team Totals			209	106	54	369	14.93

Non-scoring Setters	No	Name	Running Sets	Faults	Still Sets	Total Attempts	Avg by Set
	1	AWANO Sachie	2	1	31	34	0.14
	2	OSADA Mamiko	3	6	86	95	0.21
	3	OKAHIRA Yukari	2	1	82	85	0.14
	4	FUJII Junko	-	-	-	-	0.00
	5	SAITO Yoko	-	-	11	11	0.00
	6	OMURA Shiori	-	1	23	24	0.00
	7	KANEKI Emi	4	2	84	90	0.29
	8	KANEDA Noriko	1	1	12	14	0.07
	9	SAKAMOTO Tomoko	-	-	1	1	0.00
	10	TOMIYA Kiyoko	-	-	-	-	0.00
	11	SAKAMOTO Haruni	-	-	-	-	0.00
Team Totals			12	12	330	354	0.86

Non-scoring Receivers	No	Name	Excellents	Faults	Serve Receptions	Total Attempts	Succ %
	1	AWANO Sachie	51	14	6	71	71.83
	2	OSADA Mamiko	33	4	4	41	80.49
	3	OKAHIRA Yukari	41	8	10	59	69.49
	4	FUJII Junko	-	-	-	-	0.00
	5	SAITO Yoko	46	7	3	56	82.14
	6	OMURA Shiori	29	2	1	32	90.63
	7	KANEKI Emi	18	4	3	25	72.00
	8	KANEDA Noriko	2	-	1	3	66.67
	9	SAKAMOTO Tomoko	-	1	-	1	0.00
	10	TOMIYA Kiyoko	-	-	-	-	0.00
	11	SAKAMOTO Haruni	-	-	-	-	0.00
Team Totals			220	40	28	288	76.39

Legend: Avg Average Eff% Efficiency Succ % Success %





CUMULATIVE STATISTICS BY SKILLS


队伍个人累积技术统计

JPN - JAPAN

After 5 matches

Scoring Spikers	No	Name	Spikes	Faults	Shots	Total Attempts	Eff %
	1	AWANO Sachie	14	14	40	68	0.00
	2	OSADA Mamiko	9	10	43	62	0.00
	3	OKAHIRA Yukari	17	12	51	80	6.25
	4	FUJII Junko	-	-	-	-	0.00
	5	SAITO Yoko	3	-	10	13	23.08
	6	OMURA Shiori	58	35	96	189	12.17
	7	KANEKI Emi	15	12	36	63	4.76
	8	KANEDA Noriko	10	12	41	63	0.00
	9	SAKAMOTO Tomoko	1	-	1	2	50.00
	10	TOMIYA Kiyoko	-	-	-	-	0.00
	11	SAKAMOTO Haruni	-	-	-	-	0.00
Team Totals			127	95	318	540	5.93

Scoring Blockers	No	Name	Kill Blocks	Faults	Rebounds	Total Attempts	Avg by Set
	1	AWANO Sachie	7	7	9	23	0.37
	2	OSADA Mamiko	4	7	11	22	0.21
	3	OKAHIRA Yukari	6	2	5	13	0.32
	4	FUJII Junko	-	-	-	-	0.00
	5	SAITO Yoko	-	1	3	4	0.00
	6	OMURA Shiori	10	15	25	50	0.53
	7	KANEKI Emi	5	12	15	32	0.26
	8	KANEDA Noriko	3	6	14	23	0.16
	9	SAKAMOTO Tomoko	-	-	-	-	0.00
	10	TOMIYA Kiyoko	-	-	-	-	0.00
	11	SAKAMOTO Haruni	-	-	-	-	0.00
Team Totals			35	50	82	167	1.84

Scoring Servers	No	Name	Aces	Faults	Serve Hits	Total Attempts	Avg by Set
	1	AWANO Sachie	4	5	50	59	0.21
	2	OSADA Mamiko	9	1	56	66	0.47
	3	OKAHIRA Yukari	4	10	32	46	0.21
	4	FUJII Junko	-	-	-	-	0.00
	5	SAITO Yoko	7	-	12	19	0.37
	6	OMURA Shiori	7	7	33	47	0.37
	7	KANEKI Emi	8	3	56	67	0.42
	8	KANEDA Noriko	1	3	25	29	0.05
	9	SAKAMOTO Tomoko	-	2	5	7	0.00
	10	TOMIYA Kiyoko	-	-	-	-	0.00
	11	SAKAMOTO Haruni	-	-	1	1	0.00
Team Totals			40	31	270	341	2.11


Team	Opponent Errors & Team Faults	134	37
------	-------------------------------	-----	----





CUMULATIVE STATISTICS BY SKILLS

队伍个人累积技术统计

JPN - JAPAN After 5 matches

Non-scoring Diggers	No	Name	Digs	Faults	Receptions	Total Attempts	Avg by Set
	1	AWANO Sachie	47	30	15	92	2.47
	2	OSADA Mamiko	41	31	14	86	2.16
	3	OKAHIRA Yukari	39	21	12	72	2.05
	4	FUJII Junko	-	-	-	-	0.00
	5	SAITO Yoko	40	16	10	66	2.11
	6	OMURA Shiori	52	16	14	82	2.74
	7	KANEKI Emi	47	26	14	87	2.47
	8	KANEDA Noriko	9	9	6	24	0.47
	9	SAKAMOTO Tomoko	4	1	1	6	0.21
	10	TOMIYA Kiyoko	-	-	-	-	0.00
	11	SAKAMOTO Haruni	-	-	-	-	0.00
Team Totals			279	150	86	515	14.68

Non-scoring Setters	No	Name	Running Sets	Faults	Still Sets	Total Attempts	Avg by Set
	1	AWANO Sachie	3	2	44	49	0.16
	2	OSADA Mamiko	5	6	106	117	0.26
	3	OKAHIRA Yukari	5	1	100	106	0.26
	4	FUJII Junko	-	-	-	-	0.00
	5	SAITO Yoko	4	-	27	31	0.21
	6	OMURA Shiori	1	1	25	27	0.05
	7	KANEKI Emi	6	2	95	103	0.32
	8	KANEDA Noriko	1	1	12	14	0.05
	9	SAKAMOTO Tomoko	-	-	1	1	0.00
	10	TOMIYA Kiyoko	-	-	-	-	0.00
	11	SAKAMOTO Haruni	-	-	-	-	0.00
Team Totals			25	13	410	448	1.32

Non-scoring Receivers	No	Name	Excellents	Faults	Serve Receptions	Total Attempts	Succ %
	1	AWANO Sachie	64	19	9	92	69.57
	2	OSADA Mamiko	48	6	5	59	81.36
	3	OKAHIRA Yukari	49	9	11	69	71.01
	4	FUJII Junko	-	-	-	-	0.00
	5	SAITO Yoko	56	10	6	72	77.78
	6	OMURA Shiori	36	2	2	40	90.00
	7	KANEKI Emi	20	4	3	27	74.07
	8	KANEDA Noriko	2	-	1	3	66.67
	9	SAKAMOTO Tomoko	-	1	-	1	0.00
	10	TOMIYA Kiyoko	-	-	-	-	0.00
	11	SAKAMOTO Haruni	-	-	-	-	0.00
Team Totals			275	51	37	363	75.76


Legend:
Avg Average Eff% Efficiency Succ % Success %





CUMULATIVE STATISTICS BY SKILLS

队伍个人累积技术统计

LAT - LATVIA After 1 match

Scoring Spikers	No	Name	Spikes	Faults	Shots	Total Attempts	Eff %
	2	BARKANE Inara	-	2	2	4	0.00
	3	RUSINA Nellija	1	3	2	6	0.00
	4	GAILITE Ivonna	-	-	-	-	0.00
	5	IVANOVA Diana	-	-	-	-	0.00
	6	JEGOROVA Olga	-	-	-	-	0.00
	7	DZALBA Una	-	3	4	7	0.00
	8	SKUTANE Zanna	3	3	7	13	0.00
	9	GROMOVA Oksana	-	-	2	2	0.00
	10	JERMOLENKO Irina	-	-	4	4	0.00
	11	SILA Linda	-	-	1	1	0.00
	12	KARLIETE Liga	1	-	2	3	33.33
	Team Totals			5	11	24	40

Scoring Blockers	No	Name	Kill Blocks	Faults	Rebounds	Total Attempts	Avg by Set
	2	BARKANE Inara	-	-	1	1	0.00
	3	RUSINA Nellija	-	2	1	3	0.00
	4	GAILITE Ivonna	-	-	-	-	0.00
	5	IVANOVA Diana	-	-	-	-	0.00
	6	JEGOROVA Olga	-	-	-	-	0.00
	7	DZALBA Una	-	-	-	-	0.00
	8	SKUTANE Zanna	2	1	1	4	0.67
	9	GROMOVA Oksana	-	3	2	5	0.00
	10	JERMOLENKO Irina	2	1	3	6	0.67
	11	SILA Linda	-	-	-	-	0.00
	12	KARLIETE Liga	-	2	2	4	0.00
	Team Totals			4	9	10	23


Scoring Servers	No	Name	Aces	Faults	Serve Hits	Total Attempts	Avg by Set
	2	BARKANE Inara	-	-	12	12	0.00
	3	RUSINA Nellija	1	-	2	3	0.33
	4	GAILITE Ivonna	-	-	-	-	0.00
	5	IVANOVA Diana	-	-	-	-	0.00
	6	JEGOROVA Olga	-	-	-	-	0.00
	7	DZALBA Una	-	-	2	2	0.00
	8	SKUTANE Zanna	-	-	5	5	0.00
	9	GROMOVA Oksana	-	-	-	-	0.00
	10	JERMOLENKO Irina	1	-	3	4	0.33
	11	SILA Linda	-	-	1	1	0.00
	12	KARLIETE Liga	-	-	1	1	0.00
	Team Totals			2	-	26	28


Team	Opponent Errors & Team Faults	16	1
------	-------------------------------	----	---


CUMULATIVE STATISTICS BY SKILLS

队伍个人累积技术统计

LAT - LATVIA After 1 match

Non-scoring Diggers	No	Name	Digs	Faults	Receptions	Total Attempts	Avg by Set
	2	BARKANE Inara	2	4	1	7	0.67
	3	RUSINA Nellija	2	7	2	11	0.67
	4	GAILITE Ivonna	-	-	-	-	0.00
	5	IVANOVA Diana	-	-	-	-	0.00
	6	JEGOROVA Olga	2	5	-	7	0.67
	7	DZALBA Una	2	-	2	4	0.67
	8	SKUTANE Zanna	-	1	3	4	0.00
	9	GROMOVA Oksana	1	3	3	7	0.33
	10	JERMOLENKO Irina	1	1	1	3	0.33
	11	SILA Linda	4	3	2	9	1.33
	12	KARLIETE Liga	3	2	2	7	1.00
	Team Totals			17	26	16	59

Non-scoring Setters	No	Name	Running Sets	Faults	Still Sets	Total Attempts	Avg by Set
	2	BARKANE Inara	-	-	8	8	0.00
	3	RUSINA Nellija	-	-	3	3	0.00
	4	GAILITE Ivonna	-	-	-	-	0.00
	5	IVANOVA Diana	-	-	-	-	0.00
	6	JEGOROVA Olga	-	-	1	1	0.00
	7	DZALBA Una	-	-	1	1	0.00
	8	SKUTANE Zanna	-	-	1	1	0.00
	9	GROMOVA Oksana	-	3	5	8	0.00
	10	JERMOLENKO Irina	-	-	2	2	0.00
	11	SILA Linda	-	-	2	2	0.00
	12	KARLIETE Liga	-	-	-	-	0.00
	Team Totals			-	3	23	26

Non-scoring Receivers	No	Name	Excellents	Faults	Serve Receptions	Total Attempts	Succ %
	2	BARKANE Inara	9	3	2	14	64.29
	3	RUSINA Nellija	4	6	1	11	36.36
	4	GAILITE Ivonna	-	-	-	-	0.00
	5	IVANOVA Diana	-	-	-	-	0.00
	6	JEGOROVA Olga	4	2	1	7	57.14
	7	DZALBA Una	7	3	1	11	63.64
	8	SKUTANE Zanna	1	2	2	5	20.00
	9	GROMOVA Oksana	1	1	1	3	33.33
	10	JERMOLENKO Irina	3	3	-	6	50.00
	11	SILA Linda	2	4	2	8	25.00
	12	KARLIETE Liga	1	1	-	2	50.00
	Team Totals			32	25	10	67

Legend: Avg Average Eff% Efficiency Succ % Success %





CUMULATIVE STATISTICS BY SKILLS


队伍个人累积技术统计

LAT - LATVIA

After 2 matches

Scoring Spikers	No	Name	Spikes	Faults	Shots	Total Attempts	Eff %
	2	BARKANE Inara	2	5	4	11	0.00
	3	RUSINA Nellija	2	6	4	12	0.00
	4	GAILITE Ivonna	-	-	-	-	0.00
	5	IVANOVA Diana	-	-	-	-	0.00
	6	JEGOROVA Olga	-	-	-	-	0.00
	7	DZALBA Una	2	5	6	13	0.00
	8	SKUTANE Zanna	11	5	7	23	26.09
	9	GROMOVA Oksana	5	1	5	11	36.36
	10	JERMOLENKO Irina	16	6	14	36	27.78
	11	SILA Linda	-	1	3	4	0.00
	12	KARLIETE Liga	2	-	3	5	40.00
	Team Totals			40	29	46	115

Scoring Blockers	No	Name	Kill Blocks	Faults	Rebounds	Total Attempts	Avg by Set
	2	BARKANE Inara	2	2	2	6	0.29
	3	RUSINA Nellija	1	4	4	9	0.14
	4	GAILITE Ivonna	-	-	-	-	0.00
	5	IVANOVA Diana	-	-	-	-	0.00
	6	JEGOROVA Olga	-	-	-	-	0.00
	7	DZALBA Una	-	3	-	3	0.00
	8	SKUTANE Zanna	3	2	1	6	0.43
	9	GROMOVA Oksana	2	3	4	9	0.29
	10	JERMOLENKO Irina	3	3	5	11	0.43
	11	SILA Linda	-	-	-	-	0.00
	12	KARLIETE Liga	1	4	4	9	0.14
	Team Totals			12	21	20	53

Scoring Servers	No	Name	Aces	Faults	Serve Hits	Total Attempts	Avg by Set
	2	BARKANE Inara	2	2	35	39	0.29
	3	RUSINA Nellija	2	1	7	10	0.29
	4	GAILITE Ivonna	-	-	-	-	0.00
	5	IVANOVA Diana	-	-	-	-	0.00
	6	JEGOROVA Olga	-	-	-	-	0.00
	7	DZALBA Una	-	-	4	4	0.00
	8	SKUTANE Zanna	2	3	11	16	0.29
	9	GROMOVA Oksana	3	-	7	10	0.43
	10	JERMOLENKO Irina	4	-	13	17	0.57
	11	SILA Linda	1	-	8	9	0.14
	12	KARLIETE Liga	-	-	3	3	0.00
	Team Totals			14	6	88	108


Team	Opponent Errors & Team Faults	40	7
------	-------------------------------	----	---





CUMULATIVE STATISTICS BY SKILLS

队伍个人累积技术统计

LAT - LATVIA After 2 matches

Non-scoring Diggers	No	Name	Digs	Faults	Receptions	Total Attempts	Avg by Set
	2	BARKANE Inara	11	8	1	20	1.57
	3	RUSINA Nellija	4	9	3	16	0.57
	4	GAILITE Ivonna	-	-	-	-	0.00
	5	IVANOVA Diana	-	-	-	-	0.00
	6	JEGOROVA Olga	5	10	3	18	0.71
	7	DZALBA Una	2	1	2	5	0.29
	8	SKUTANE Zanna	1	4	6	11	0.14
	9	GROMOVA Oksana	3	4	4	11	0.43
	10	JERMOLENKO Irina	5	2	2	9	0.71
	11	SILA Linda	11	6	2	19	1.57
	12	KARLIETE Liga	4	3	4	11	0.57
	Team Totals			46	47	27	120

Non-scoring Setters	No	Name	Running Sets	Faults	Still Sets	Total Attempts	Avg by Set
	2	BARKANE Inara	-	-	14	14	0.00
	3	RUSINA Nellija	-	1	14	15	0.00
	4	GAILITE Ivonna	-	-	-	-	0.00
	5	IVANOVA Diana	-	-	-	-	0.00
	6	JEGOROVA Olga	-	-	1	1	0.00
	7	DZALBA Una	-	-	1	1	0.00
	8	SKUTANE Zanna	-	-	2	2	0.00
	9	GROMOVA Oksana	-	3	17	20	0.00
	10	JERMOLENKO Irina	1	1	10	12	0.14
	11	SILA Linda	-	2	4	6	0.00
	12	KARLIETE Liga	-	1	-	1	0.00
	Team Totals			1	8	63	72

Non-scoring Receivers	No	Name	Excellents	Faults	Serve Receptions	Total Attempts	Succ %
	2	BARKANE Inara	25	5	5	35	71.43
	3	RUSINA Nellija	9	11	3	23	39.13
	4	GAILITE Ivonna	-	-	-	-	0.00
	5	IVANOVA Diana	-	-	-	-	0.00
	6	JEGOROVA Olga	10	8	2	20	50.00
	7	DZALBA Una	7	3	2	12	58.33
	8	SKUTANE Zanna	1	7	3	11	9.09
	9	GROMOVA Oksana	4	3	3	10	40.00
	10	JERMOLENKO Irina	13	3	2	18	72.22
	11	SILA Linda	3	7	3	13	23.08
	12	KARLIETE Liga	3	1	1	5	60.00
	Team Totals			75	48	24	147

Legend: Avg Average Eff% Efficiency Succ % Success %





CUMULATIVE STATISTICS BY SKILLS


队伍个人累积技术统计

LAT - LATVIA

After 3 matches

Scoring Spikers	No	Name	Spikes	Faults	Shots	Total Attempts	Eff %
	2	BARKANE Inara	2	8	9	19	0.00
	3	RUSINA Nellija	2	7	7	16	0.00
	4	GAILITE Ivonna	-	-	-	-	0.00
	5	IVANOVA Diana	-	-	-	-	0.00
	6	JEGOROVA Olga	-	-	-	-	0.00
	7	DZALBA Una	6	6	16	28	0.00
	8	SKUTANE Zanna	11	8	11	30	10.00
	9	GROMOVA Oksana	5	3	7	15	13.33
	10	JERMOLENKO Irina	18	10	21	49	16.33
	11	SILA Linda	1	3	11	15	0.00
	12	KARLIETE Liga	4	1	4	9	33.33
	Team Totals			49	46	86	181

Scoring Blockers	No	Name	Kill Blocks	Faults	Rebounds	Total Attempts	Avg by Set
	2	BARKANE Inara	3	3	2	8	0.30
	3	RUSINA Nellija	1	6	5	12	0.10
	4	GAILITE Ivonna	-	-	-	-	0.00
	5	IVANOVA Diana	-	-	-	-	0.00
	6	JEGOROVA Olga	-	-	-	-	0.00
	7	DZALBA Una	-	6	-	6	0.00
	8	SKUTANE Zanna	6	6	1	13	0.60
	9	GROMOVA Oksana	4	4	6	14	0.40
	10	JERMOLENKO Irina	3	4	5	12	0.30
	11	SILA Linda	1	3	-	4	0.10
	12	KARLIETE Liga	1	5	4	10	0.10
	Team Totals			19	37	23	79

Scoring Servers	No	Name	Aces	Faults	Serve Hits	Total Attempts	Avg by Set
	2	BARKANE Inara	3	3	43	49	0.30
	3	RUSINA Nellija	2	1	9	12	0.20
	4	GAILITE Ivonna	-	-	-	-	0.00
	5	IVANOVA Diana	-	-	-	-	0.00
	6	JEGOROVA Olga	-	-	-	-	0.00
	7	DZALBA Una	1	-	9	10	0.10
	8	SKUTANE Zanna	4	4	18	26	0.40
	9	GROMOVA Oksana	3	-	11	14	0.30
	10	JERMOLENKO Irina	4	1	14	19	0.40
	11	SILA Linda	1	1	13	15	0.10
	12	KARLIETE Liga	-	-	5	5	0.00
	Team Totals			18	10	122	150


Team	Opponent Errors & Team Faults	60	8
------	-------------------------------	----	---





CUMULATIVE STATISTICS BY SKILLS

队伍个人累积技术统计

LAT - LATVIA After 3 matches

Non-scoring Diggers	No	Name	Digs	Faults	Receptions	Total Attempts	Avg by Set
	2	BARKANE Inara	20	12	5	37	2.00
	3	RUSINA Nellija	6	11	4	21	0.60
	4	GAILITE Ivonna	-	-	-	-	0.00
	5	IVANOVA Diana	-	-	-	-	0.00
	6	JEGOROVA Olga	5	12	6	23	0.50
	7	DZALBA Una	6	4	2	12	0.60
	8	SKUTANE Zanna	1	5	6	12	0.10
	9	GROMOVA Oksana	4	5	6	15	0.40
	10	JERMOLENKO Irina	5	3	2	10	0.50
	11	SILA Linda	16	9	2	27	1.60
	12	KARLIETE Liga	4	7	4	15	0.40
	Team Totals			67	68	37	172

Non-scoring Setters	No	Name	Running Sets	Faults	Still Sets	Total Attempts	Avg by Set
	2	BARKANE Inara	-	-	23	23	0.00
	3	RUSINA Nellija	-	2	18	20	0.00
	4	GAILITE Ivonna	-	-	-	-	0.00
	5	IVANOVA Diana	-	-	-	-	0.00
	6	JEGOROVA Olga	-	-	2	2	0.00
	7	DZALBA Una	-	-	5	5	0.00
	8	SKUTANE Zanna	-	-	2	2	0.00
	9	GROMOVA Oksana	-	4	27	31	0.00
	10	JERMOLENKO Irina	1	1	11	13	0.10
	11	SILA Linda	-	4	6	10	0.00
	12	KARLIETE Liga	-	1	1	2	0.00
	Team Totals			1	12	95	108

Non-scoring Receivers	No	Name	Excellents	Faults	Serve Receptions	Total Attempts	Succ %
	2	BARKANE Inara	36	6	9	51	70.59
	3	RUSINA Nellija	12	14	4	30	40.00
	4	GAILITE Ivonna	-	-	-	-	0.00
	5	IVANOVA Diana	-	-	-	-	0.00
	6	JEGOROVA Olga	16	10	3	29	55.17
	7	DZALBA Una	10	4	4	18	55.56
	8	SKUTANE Zanna	1	7	3	11	9.09
	9	GROMOVA Oksana	7	5	5	17	41.18
	10	JERMOLENKO Irina	17	3	5	25	68.00
	11	SILA Linda	9	9	6	24	37.50
	12	KARLIETE Liga	4	2	1	7	57.14
	Team Totals			112	60	40	212

Legend: Avg Average Eff% Efficiency Succ % Success %





CUMULATIVE STATISTICS BY SKILLS


队伍个人累积技术统计

LAT - LATVIA

After 4 matches

Scoring Spikers	No	Name	Spikes	Faults	Shots	Total Attempts	Eff %
	2	BARKANE Inara	4	9	16	29	0.00
	3	RUSINA Nellija	2	7	10	19	0.00
	4	GAILITE Ivonna	-	-	-	-	0.00
	5	IVANOVA Diana	-	-	-	-	0.00
	6	JEGOROVA Olga	-	-	-	-	0.00
	7	DZALBA Una	6	6	18	30	0.00
	8	SKUTANE Zanna	12	11	18	41	2.44
	9	GROMOVA Oksana	6	4	7	17	11.76
	10	JERMOLLENKO Irina	30	17	37	84	15.48
	11	SILA Linda	1	4	15	20	0.00
	12	KARLIETE Liga	4	1	6	11	27.27
	Team Totals			65	59	127	251

Scoring Blockers	No	Name	Kill Blocks	Faults	Rebounds	Total Attempts	Avg by Set
	2	BARKANE Inara	4	6	4	14	0.31
	3	RUSINA Nellija	3	9	8	20	0.23
	4	GAILITE Ivonna	-	-	-	-	0.00
	5	IVANOVA Diana	-	-	-	-	0.00
	6	JEGOROVA Olga	-	-	-	-	0.00
	7	DZALBA Una	-	6	1	7	0.00
	8	SKUTANE Zanna	6	6	3	15	0.46
	9	GROMOVA Oksana	9	6	12	27	0.69
	10	JERMOLLENKO Irina	8	6	7	21	0.62
	11	SILA Linda	2	3	1	6	0.15
	12	KARLIETE Liga	2	8	4	14	0.15
	Team Totals			34	50	40	124


Scoring Servers	No	Name	Aces	Faults	Serve Hits	Total Attempts	Avg by Set
	2	BARKANE Inara	3	3	58	64	0.23
	3	RUSINA Nellija	3	3	12	18	0.23
	4	GAILITE Ivonna	-	-	-	-	0.00
	5	IVANOVA Diana	-	-	-	-	0.00
	6	JEGOROVA Olga	-	-	-	-	0.00
	7	DZALBA Una	1	-	9	10	0.08
	8	SKUTANE Zanna	6	4	28	38	0.46
	9	GROMOVA Oksana	3	-	16	19	0.23
	10	JERMOLLENKO Irina	8	1	29	38	0.62
	11	SILA Linda	1	3	15	19	0.08
	12	KARLIETE Liga	-	-	7	7	0.00
	Team Totals			25	14	174	213


Team	Opponent Errors & Team Faults	84	9
------	-------------------------------	----	---


CUMULATIVE STATISTICS BY SKILLS

队伍个人累积技术统计

LAT - LATVIA After 4 matches

Non-scoring Diggers	No	Name	Digs	Faults	Receptions	Total Attempts	Avg by Set
	2	BARKANE Inara	26	16	12	54	2.00
	3	RUSINA Nellija	6	15	6	27	0.46
	4	GAILITE Ivonna	-	-	-	-	0.00
	5	IVANOVA Diana	-	-	-	-	0.00
	6	JEGOROVA Olga	5	12	6	23	0.38
	7	DZALBA Una	6	5	2	13	0.46
	8	SKUTANE Zanna	1	9	8	18	0.08
	9	GROMOVA Oksana	6	11	9	26	0.46
	10	JERMOLENKO Irina	8	8	5	21	0.62
	11	SILA Linda	21	13	8	42	1.62
	12	KARLIETE Liga	5	8	4	17	0.38
	Team Totals			84	97	60	241

Non-scoring Setters	No	Name	Running Sets	Faults	Still Sets	Total Attempts	Avg by Set
	2	BARKANE Inara	-	2	33	35	0.00
	3	RUSINA Nellija	1	3	28	32	0.08
	4	GAILITE Ivonna	-	-	-	-	0.00
	5	IVANOVA Diana	1	-	-	1	0.08
	6	JEGOROVA Olga	-	-	2	2	0.00
	7	DZALBA Una	-	-	6	6	0.00
	8	SKUTANE Zanna	-	-	3	3	0.00
	9	GROMOVA Oksana	-	5	36	41	0.00
	10	JERMOLENKO Irina	1	1	14	16	0.08
	11	SILA Linda	-	6	9	15	0.00
	12	KARLIETE Liga	-	1	1	2	0.00
	Team Totals			3	18	132	153

Non-scoring Receivers	No	Name	Excellents	Faults	Serve Receptions	Total Attempts	Succ %
	2	BARKANE Inara	48	7	9	64	75.00
	3	RUSINA Nellija	28	16	6	50	56.00
	4	GAILITE Ivonna	-	-	-	-	0.00
	5	IVANOVA Diana	-	1	-	1	0.00
	6	JEGOROVA Olga	17	11	3	31	54.84
	7	DZALBA Una	10	4	4	18	55.56
	8	SKUTANE Zanna	2	7	3	12	16.67
	9	GROMOVA Oksana	13	6	6	25	52.00
	10	JERMOLENKO Irina	25	6	6	37	67.57
	11	SILA Linda	18	9	8	35	51.43
	12	KARLIETE Liga	4	2	2	8	50.00
	Team Totals			165	69	47	281


Legend: Avg Average Eff% Efficiency Succ % Success %





CUMULATIVE STATISTICS BY SKILLS

队伍个人累积技术统计

LAT - LATVIA After 5 matches

Scoring Spikers	No	Name	Spikes	Faults	Shots	Total Attempts	Eff %
	2	BARKANE Inara	7	11	28	46	0.00
	3	RUSINA Nellija	3	13	13	29	0.00
	4	GAILITE Ivonna	-	-	-	-	0.00
	5	IVANOVA Diana	-	-	-	-	0.00
	6	JEGOROVA Olga	-	-	-	-	0.00
	7	DZALBA Una	7	8	19	34	0.00
	8	SKUTANE Zanna	18	15	33	66	4.55
	9	GROMOVA Oksana	8	5	14	27	11.11
	10	JERMOLENKO Irina	54	23	54	131	23.66
	11	SILA Linda	1	4	17	22	0.00
	12	KARLIETE Liga	4	1	7	12	25.00
	Team Totals			102	80	185	367

Scoring Blockers	No	Name	Kill Blocks	Faults	Rebounds	Total Attempts	Avg by Set
	2	BARKANE Inara	4	6	7	17	0.22
	3	RUSINA Nellija	4	11	13	28	0.22
	4	GAILITE Ivonna	-	-	-	-	0.00
	5	IVANOVA Diana	-	-	-	-	0.00
	6	JEGOROVA Olga	-	-	-	-	0.00
	7	DZALBA Una	-	6	1	7	0.00
	8	SKUTANE Zanna	9	7	7	23	0.50
	9	GROMOVA Oksana	10	7	20	37	0.56
	10	JERMOLENKO Irina	8	8	12	28	0.44
	11	SILA Linda	4	8	3	15	0.22
	12	KARLIETE Liga	4	8	4	16	0.22
	Team Totals			43	61	67	171

Scoring Servers	No	Name	Aces	Faults	Serve Hits	Total Attempts	Avg by Set
	2	BARKANE Inara	4	5	69	78	0.22
	3	RUSINA Nellija	5	3	25	33	0.28
	4	GAILITE Ivonna	-	-	-	-	0.00
	5	IVANOVA Diana	-	-	-	-	0.00
	6	JEGOROVA Olga	-	-	-	-	0.00
	7	DZALBA Una	1	-	9	10	0.06
	8	SKUTANE Zanna	9	6	39	54	0.50
	9	GROMOVA Oksana	3	-	25	28	0.17
	10	JERMOLENKO Irina	10	2	38	50	0.56
	11	SILA Linda	4	3	28	35	0.22
	12	KARLIETE Liga	-	-	8	8	0.00
	Team Totals			36	19	241	296


Team	Opponent Errors & Team Faults	111	11
------	-------------------------------	-----	----





CUMULATIVE STATISTICS BY SKILLS

队伍个人累积技术统计

LAT - LATVIA After 5 matches

Non-scoring Diggers	No	Name	Digs	Faults	Receptions	Total Attempts	Avg by Set
	2	BARKANE Inara	37	20	17	74	2.06
	3	RUSINA Nellija	13	18	12	43	0.72
	4	GAILITE Ivonna	-	-	-	-	0.00
	5	IVANOVA Diana	-	-	-	-	0.00
	6	JEGOROVA Olga	6	13	8	27	0.33
	7	DZALBA Una	7	6	2	15	0.39
	8	SKUTANE Zanna	1	12	12	25	0.06
	9	GROMOVA Oksana	18	17	11	46	1.00
	10	JERMOLENKO Irina	27	13	17	57	1.50
	11	SILA Linda	30	20	8	58	1.67
	12	KARLIETE Liga	5	8	5	18	0.28
	Team Totals			144	127	92	363

Non-scoring Setters	No	Name	Running Sets	Faults	Still Sets	Total Attempts	Avg by Set
	2	BARKANE Inara	1	3	53	57	0.06
	3	RUSINA Nellija	1	6	44	51	0.06
	4	GAILITE Ivonna	-	-	-	-	0.00
	5	IVANOVA Diana	1	-	-	1	0.06
	6	JEGOROVA Olga	-	1	3	4	0.00
	7	DZALBA Una	-	1	6	7	0.00
	8	SKUTANE Zanna	-	-	3	3	0.00
	9	GROMOVA Oksana	1	9	44	54	0.06
	10	JERMOLENKO Irina	1	1	18	20	0.06
	11	SILA Linda	-	6	15	21	0.00
	12	KARLIETE Liga	-	1	2	3	0.00
	Team Totals			5	28	188	221

Non-scoring Receivers	No	Name	Excellents	Faults	Serve Receptions	Total Attempts	Succ %
	2	BARKANE Inara	71	12	12	95	74.74
	3	RUSINA Nellija	35	18	11	64	54.69
	4	GAILITE Ivonna	-	-	-	-	0.00
	5	IVANOVA Diana	-	1	-	1	0.00
	6	JEGOROVA Olga	19	12	3	34	55.88
	7	DZALBA Una	10	5	4	19	52.63
	8	SKUTANE Zanna	2	8	3	13	15.38
	9	GROMOVA Oksana	20	7	7	34	58.82
	10	JERMOLENKO Irina	35	7	8	50	70.00
	11	SILA Linda	25	16	10	51	49.02
	12	KARLIETE Liga	4	2	2	8	50.00
	Team Totals			221	88	60	369

Legend: Avg Average Eff% Efficiency Succ % Success %





CUMULATIVE STATISTICS BY SKILLS


队伍个人累积技术统计

LTU - LITHUANIA

After 1 match

Scoring Spikers		No	Name	Spikes	Faults	Shots	Total Attempts	Eff %
	2	VERBUVIENE Jurate	-	1	4	5	0.00	
	3	BUDINIENE Liudmila	-	-	-	-	0.00	
	4	BAUMGARTE Malda	2	4	8	14	0.00	
	5	ZILYTE Virginija	1	3	3	7	0.00	
	6	DMITRIJEVA Virginija	-	-	-	-	0.00	
	7	LATAUSKAITE Rita	-	-	-	-	0.00	
	8	SUSINSKYTE Neringa	1	2	1	4	0.00	
	9	URBUTIENE Jolita	6	3	13	22	13.64	
	10	CVIRKIENE Ruta	2	3	6	11	0.00	
	13	LINGYTE Karolina	2	6	5	13	0.00	
	Team Totals			14	22	40	76	0.00

Scoring Blockers		No	Name	Kill Blocks	Faults	Rebounds	Total Attempts	Avg by Set
	2	VERBUVIENE Jurate	-	1	3	4	0.00	
	3	BUDINIENE Liudmila	-	-	-	-	0.00	
	4	BAUMGARTE Malda	-	2	2	4	0.00	
	5	ZILYTE Virginija	1	1	1	3	0.33	
	6	DMITRIJEVA Virginija	-	-	-	-	0.00	
	7	LATAUSKAITE Rita	-	-	-	-	0.00	
	8	SUSINSKYTE Neringa	1	1	-	2	0.33	
	9	URBUTIENE Jolita	3	2	-	5	1.00	
	10	CVIRKIENE Ruta	-	-	-	-	0.00	
	13	LINGYTE Karolina	1	2	2	5	0.33	
	Team Totals			6	9	8	23	2.00

Scoring Servers		No	Name	Aces	Faults	Serve Hits	Total Attempts	Avg by Set
	2	VERBUVIENE Jurate	-	-	6	6	0.00	
	3	BUDINIENE Liudmila	-	-	-	-	0.00	
	4	BAUMGARTE Malda	3	-	11	14	1.00	
	5	ZILYTE Virginija	-	-	6	6	0.00	
	6	DMITRIJEVA Virginija	-	1	-	1	0.00	
	7	LATAUSKAITE Rita	-	-	-	-	0.00	
	8	SUSINSKYTE Neringa	-	-	3	3	0.00	
	9	URBUTIENE Jolita	-	-	5	5	0.00	
	10	CVIRKIENE Ruta	-	1	3	4	0.00	
	13	LINGYTE Karolina	1	1	3	5	0.33	
	Team Totals			4	3	37	44	1.33

Team	Opponent Errors & Team Faults	18	6
------	-------------------------------	----	---




CUMULATIVE STATISTICS BY SKILLS


队伍个人累积技术统计

LTU - LITHUANIA

After 1 match

Non-scoring Diggers	No	Name	Digs	Faults	Receptions	Total Attempts	Avg by Set	
	2	VERBUVIENE Jurate	4	2	-	6	1.33	
	3	BUDINIENE Liudmila	-	-	-	-	0.00	
	4	BAUMGARTE Malda	2	5	-	7	0.67	
	5	ZILYTE Virginija	5	6	2	13	1.67	
	6	DMITRIJEVA Virginija	-	-	-	-	0.00	
	7	LATAUSKAITE Rita	-	-	-	-	0.00	
	8	SUSINSKYTE Neringa	2	7	-	9	0.67	
	9	URBUTIENE Jolita	8	2	1	11	2.67	
	10	CVIRKIENE Ruta	6	2	-	8	2.00	
	13	LINGYTE Karolina	4	3	2	9	1.33	
	Team Totals			31	27	5	63	10.33

Non-scoring Setters	No	Name	Running Sets	Faults	Still Sets	Total Attempts	Avg by Set	
	2	VERBUVIENE Jurate	2	1	8	11	0.67	
	3	BUDINIENE Liudmila	-	-	-	-	0.00	
	4	BAUMGARTE Malda	-	-	12	12	0.00	
	5	ZILYTE Virginija	2	-	6	8	0.67	
	6	DMITRIJEVA Virginija	-	-	1	1	0.00	
	7	LATAUSKAITE Rita	-	-	-	-	0.00	
	8	SUSINSKYTE Neringa	-	-	1	1	0.00	
	9	URBUTIENE Jolita	2	-	7	9	0.67	
	10	CVIRKIENE Ruta	-	-	7	7	0.00	
	13	LINGYTE Karolina	1	-	9	10	0.33	
	Team Totals			7	1	51	59	2.33

Non-scoring Receivers	No	Name	Excellents	Faults	Serve Receptions	Total Attempts	Succ %	
	2	VERBUVIENE Jurate	12	3	4	19	63.16	
	3	BUDINIENE Liudmila	-	-	-	-	0.00	
	4	BAUMGARTE Malda	3	-	1	4	75.00	
	5	ZILYTE Virginija	5	2	3	10	50.00	
	6	DMITRIJEVA Virginija	-	1	-	1	0.00	
	7	LATAUSKAITE Rita	-	-	-	-	0.00	
	8	SUSINSKYTE Neringa	6	-	-	6	100.00	
	9	URBUTIENE Jolita	5	1	2	8	62.50	
	10	CVIRKIENE Ruta	6	-	-	6	100.00	
	13	LINGYTE Karolina	7	-	-	7	100.00	
	Team Totals			44	7	10	61	72.13

Legend: Avg Average Eff% Efficiency Succ % Success %





CUMULATIVE STATISTICS BY SKILLS


队伍个人累积技术统计

LTU - LITHUANIA

After 2 matches

Scoring Spikers		No	Name	Spikes	Faults	Shots	Total Attempts	Eff %
	2	VERBUVIENE Jurate	-	1	13	14	0.00	
	3	BUDINIENE Liudmila	3	1	4	8	25.00	
	4	BAUMGARTE Malda	3	7	11	21	0.00	
	5	ZILYTE Virginija	1	5	11	17	0.00	
	6	DMITRIJEVA Virginija	-	-	-	-	0.00	
	7	LATAUSKAITE Rita	-	-	-	-	0.00	
	8	SUSINSKYTE Neringa	1	2	1	4	0.00	
	9	URBUTIENE Jolita	9	11	22	42	0.00	
	10	CVIRKIENE Ruta	7	5	15	27	7.41	
	13	LINGYTE Karolina	2	6	5	13	0.00	
	Team Totals			26	38	82	146	0.00

Scoring Blockers		No	Name	Kill Blocks	Faults	Rebounds	Total Attempts	Avg by Set
	2	VERBUVIENE Jurate	2	3	6	11	0.33	
	3	BUDINIENE Liudmila	-	4	4	8	0.00	
	4	BAUMGARTE Malda	-	4	4	8	0.00	
	5	ZILYTE Virginija	3	3	6	12	0.50	
	6	DMITRIJEVA Virginija	-	-	-	-	0.00	
	7	LATAUSKAITE Rita	-	-	-	-	0.00	
	8	SUSINSKYTE Neringa	1	1	-	2	0.17	
	9	URBUTIENE Jolita	3	8	3	14	0.50	
	10	CVIRKIENE Ruta	3	4	3	10	0.50	
	13	LINGYTE Karolina	1	2	2	5	0.17	
	Team Totals			13	29	28	70	2.17

Scoring Servers		No	Name	Aces	Faults	Serve Hits	Total Attempts	Avg by Set
	2	VERBUVIENE Jurate	1	1	12	14	0.17	
	3	BUDINIENE Liudmila	1	2	7	10	0.17	
	4	BAUMGARTE Malda	3	2	17	22	0.50	
	5	ZILYTE Virginija	-	-	10	10	0.00	
	6	DMITRIJEVA Virginija	-	1	-	1	0.00	
	7	LATAUSKAITE Rita	-	-	-	-	0.00	
	8	SUSINSKYTE Neringa	-	-	3	3	0.00	
	9	URBUTIENE Jolita	-	-	14	14	0.00	
	10	CVIRKIENE Ruta	3	1	11	15	0.50	
	13	LINGYTE Karolina	1	1	3	5	0.17	
	Team Totals			9	8	77	94	1.50

Team	Opponent Errors & Team Faults	43	7
------	-------------------------------	----	---



CUMULATIVE STATISTICS BY SKILLS


队伍个人累积技术统计

LTU - LITHUANIA

After 2 matches

Non-scoring Diggers	No	Name	Digs	Faults	Receptions	Total Attempts	Avg by Set
	2	VERBUVIENE Jurate	6	3	2	11	1.00
	3	BUDINIENE Liudmila	5	2	1	8	0.83
	4	BAUMGARTE Malda	3	9	4	16	0.50
	5	ZILYTE Virginija	10	8	6	24	1.67
	6	DMITRIJEVA Virginija	-	-	-	-	0.00
	7	LATAUSKAITE Rita	-	-	-	-	0.00
	8	SUSINSKYTE Neringa	2	7	-	9	0.33
	9	URBUTIENE Jolita	18	7	5	30	3.00
	10	CVIRKIENE Ruta	9	8	3	20	1.50
	13	LINGYTE Karolina	4	3	2	9	0.67
	Team Totals			57	47	23	127

Non-scoring Setters	No	Name	Running Sets	Faults	Still Sets	Total Attempts	Avg by Set
	2	VERBUVIENE Jurate	2	2	15	19	0.33
	3	BUDINIENE Liudmila	-	-	-	-	0.00
	4	BAUMGARTE Malda	1	-	23	24	0.17
	5	ZILYTE Virginija	2	-	20	22	0.33
	6	DMITRIJEVA Virginija	-	-	1	1	0.00
	7	LATAUSKAITE Rita	-	-	-	-	0.00
	8	SUSINSKYTE Neringa	-	-	1	1	0.00
	9	URBUTIENE Jolita	2	-	14	16	0.33
	10	CVIRKIENE Ruta	-	1	17	18	0.00
	13	LINGYTE Karolina	1	-	9	10	0.17
	Team Totals			8	3	100	111

Non-scoring Receivers	No	Name	Excellents	Faults	Serve Receptions	Total Attempts	Succ %
	2	VERBUVIENE Jurate	22	3	8	33	66.67
	3	BUDINIENE Liudmila	10	2	4	16	62.50
	4	BAUMGARTE Malda	7	3	2	12	58.33
	5	ZILYTE Virginija	11	4	4	19	57.89
	6	DMITRIJEVA Virginija	-	1	-	1	0.00
	7	LATAUSKAITE Rita	-	-	-	-	0.00
	8	SUSINSKYTE Neringa	6	-	-	6	100.00
	9	URBUTIENE Jolita	10	3	5	18	55.56
	10	CVIRKIENE Ruta	11	2	-	13	84.62
	13	LINGYTE Karolina	7	-	-	7	100.00
	Team Totals			84	18	23	125

Legend: Avg Average Eff% Efficiency Succ % Success %





CUMULATIVE STATISTICS BY SKILLS


队伍个人累积技术统计

LTU - LITHUANIA

After 3 matches

Scoring Spikers		No	Name	Spikes	Faults	Shots	Total Attempts	Eff %	
	2	VERBUVIENE Jurate	1	3	20	24	0.00		
	3	BUDINIENE Liudmila	3	2	8	13	7.69		
	4	BAUMGARTE Malda	9	10	17	36	0.00		
	5	ZILYTE Virginija	6	6	19	31	0.00		
	6	DMITRIJEVA Virginija	-	-	-	-	0.00		
	7	LATAUSKAITE Rita	-	-	-	-	0.00		
	8	SUSINSKYTE Neringa	2	3	4	9	0.00		
	9	URBUTIENE Jolita	16	14	31	61	3.28		
	10	CVIRKIENE Ruta	12	7	20	39	12.82		
	13	LINGYTE Karolina	2	6	5	13	0.00		
	Team Totals				51	51	124	226	0.00

Scoring Blockers		No	Name	Kill Blocks	Faults	Rebounds	Total Attempts	Avg by Set	
	2	VERBUVIENE Jurate	3	5	7	15	0.30		
	3	BUDINIENE Liudmila	-	7	4	11	0.00		
	4	BAUMGARTE Malda	1	7	6	14	0.10		
	5	ZILYTE Virginija	6	5	9	20	0.60		
	6	DMITRIJEVA Virginija	-	-	-	-	0.00		
	7	LATAUSKAITE Rita	-	-	-	-	0.00		
	8	SUSINSKYTE Neringa	2	1	-	3	0.20		
	9	URBUTIENE Jolita	6	12	4	22	0.60		
	10	CVIRKIENE Ruta	3	5	3	11	0.30		
	13	LINGYTE Karolina	1	2	2	5	0.10		
	Team Totals				22	44	35	101	2.20

Scoring Servers		No	Name	Aces	Faults	Serve Hits	Total Attempts	Avg by Set	
	2	VERBUVIENE Jurate	4	1	22	27	0.40		
	3	BUDINIENE Liudmila	1	4	8	13	0.10		
	4	BAUMGARTE Malda	8	2	27	37	0.80		
	5	ZILYTE Virginija	2	2	14	18	0.20		
	6	DMITRIJEVA Virginija	2	1	6	9	0.20		
	7	LATAUSKAITE Rita	-	-	-	-	0.00		
	8	SUSINSKYTE Neringa	6	2	11	19	0.60		
	9	URBUTIENE Jolita	4	-	31	35	0.40		
	10	CVIRKIENE Ruta	4	2	15	21	0.40		
	13	LINGYTE Karolina	1	1	3	5	0.10		
	Team Totals				32	15	137	184	3.20

Team	Opponent Errors & Team Faults	77	13
------	-------------------------------	----	----




CUMULATIVE STATISTICS BY SKILLS


队伍个人累积技术统计

LTU - LITHUANIA

After 3 matches

Non-scoring Diggers	No	Name	Digs	Faults	Receptions	Total Attempts	Avg by Set
	2	VERBUVIENE Jurate	11	4	4	19	1.10
	3	BUDINIENE Liudmila	5	7	2	14	0.50
	4	BAUMGARTE Malda	6	14	5	25	0.60
	5	ZILYTE Virginija	19	9	6	34	1.90
	6	DMITRIJEVA Virginija	3	2	-	5	0.30
	7	LATAUSKAITE Rita	-	-	-	-	0.00
	8	SUSINSKYTE Neringa	2	9	-	11	0.20
	9	URBUTIENE Jolita	23	11	6	40	2.30
	10	CVIRKIENE Ruta	10	10	3	23	1.00
	13	LINGYTE Karolina	4	3	2	9	0.40
Team Totals			83	69	28	180	8.30

Non-scoring Setters	No	Name	Running Sets	Faults	Still Sets	Total Attempts	Avg by Set
	2	VERBUVIENE Jurate	2	2	28	32	0.20
	3	BUDINIENE Liudmila	-	2	2	4	0.00
	4	BAUMGARTE Malda	1	2	30	33	0.10
	5	ZILYTE Virginija	3	-	28	31	0.30
	6	DMITRIJEVA Virginija	-	-	3	3	0.00
	7	LATAUSKAITE Rita	-	-	-	-	0.00
	8	SUSINSKYTE Neringa	-	1	6	7	0.00
	9	URBUTIENE Jolita	2	1	24	27	0.20
	10	CVIRKIENE Ruta	1	1	26	28	0.10
	13	LINGYTE Karolina	1	-	9	10	0.10
Team Totals			10	9	156	175	1.00

Non-scoring Receivers	No	Name	Excellents	Faults	Serve Receptions	Total Attempts	Succ %
	2	VERBUVIENE Jurate	31	6	9	46	67.39
	3	BUDINIENE Liudmila	20	4	7	31	64.52
	4	BAUMGARTE Malda	10	5	5	20	50.00
	5	ZILYTE Virginija	19	5	8	32	59.38
	6	DMITRIJEVA Virginija	2	1	2	5	40.00
	7	LATAUSKAITE Rita	-	-	-	-	0.00
	8	SUSINSKYTE Neringa	8	1	-	9	88.89
	9	URBUTIENE Jolita	19	4	8	31	61.29
	10	CVIRKIENE Ruta	12	2	-	14	85.71
	13	LINGYTE Karolina	7	-	-	7	100.00
Team Totals			128	28	39	195	65.64

Legend: Avg Average Eff% Efficiency Succ % Success %





CUMULATIVE STATISTICS BY SKILLS


队伍个人累积技术统计

LTU - LITHUANIA

After 4 matches

Scoring Spikers		No	Name	Spikes	Faults	Shots	Total Attempts	Eff %
	2	VERBUVIENE Jurate	7	6	26	39	2.56	
	3	BUDINIENE Liudmila	3	2	8	13	7.69	
	4	BAUMGARTE Malda	17	15	25	57	3.51	
	5	ZILYTE Virginija	9	7	29	45	4.44	
	6	DMITRIJEVA Virginija	-	1	2	3	0.00	
	7	LATAUSKAITE Rita	-	-	-	-	0.00	
	8	SUSINSKYTE Neringa	2	5	9	16	0.00	
	9	URBUTIENE Jolita	29	18	50	97	11.34	
	10	CVIRKIENE Ruta	17	11	28	56	10.71	
	13	LINGYTE Karolina	5	9	8	22	0.00	
	Team Totals			89	74	185	348	4.31

Scoring Blockers		No	Name	Kill Blocks	Faults	Rebounds	Total Attempts	Avg by Set
	2	VERBUVIENE Jurate	5	9	10	24	0.36	
	3	BUDINIENE Liudmila	-	7	4	11	0.00	
	4	BAUMGARTE Malda	2	12	10	24	0.14	
	5	ZILYTE Virginija	13	8	16	37	0.93	
	6	DMITRIJEVA Virginija	-	-	-	-	0.00	
	7	LATAUSKAITE Rita	-	-	-	-	0.00	
	8	SUSINSKYTE Neringa	3	2	-	5	0.21	
	9	URBUTIENE Jolita	16	13	7	36	1.14	
	10	CVIRKIENE Ruta	6	7	6	19	0.43	
	13	LINGYTE Karolina	3	6	5	14	0.21	
	Team Totals			48	64	58	170	3.43

Scoring Servers		No	Name	Aces	Faults	Serve Hits	Total Attempts	Avg by Set
	2	VERBUVIENE Jurate	6	1	37	44	0.43	
	3	BUDINIENE Liudmila	1	4	8	13	0.07	
	4	BAUMGARTE Malda	13	3	47	63	0.93	
	5	ZILYTE Virginija	2	3	22	27	0.14	
	6	DMITRIJEVA Virginija	2	1	10	13	0.14	
	7	LATAUSKAITE Rita	-	-	-	-	0.00	
	8	SUSINSKYTE Neringa	6	2	14	22	0.43	
	9	URBUTIENE Jolita	8	-	47	55	0.57	
	10	CVIRKIENE Ruta	5	4	23	32	0.36	
	13	LINGYTE Karolina	1	4	6	11	0.07	
	Team Totals			44	22	214	280	3.14

Team	Opponent Errors & Team Faults	98	15
------	-------------------------------	----	----




CUMULATIVE STATISTICS BY SKILLS


队伍个人累积技术统计

LTU - LITHUANIA

After 4 matches

Non-scoring Diggers	No	Name	Digs	Faults	Receptions	Total Attempts	Avg by Set	
	2	VERBUVIENE Jurate	23	4	5	32	1.64	
	3	BUDINIENE Liudmila	5	7	2	14	0.36	
	4	BAUMGARTE Malda	15	17	9	41	1.07	
	5	ZILYTE Virginija	33	14	6	53	2.36	
	6	DMITRIJEVA Virginija	6	3	-	9	0.43	
	7	LATAUSKAITE Rita	-	-	-	-	0.00	
	8	SUSINSKYTE Neringa	4	10	-	14	0.29	
	9	URBUTIENE Jolita	29	11	10	50	2.07	
	10	CVIRKIENE Ruta	17	14	5	36	1.21	
	13	LINGYTE Karolina	13	3	4	20	0.93	
	Team Totals			145	83	41	269	10.36

Non-scoring Setters	No	Name	Running Sets	Faults	Still Sets	Total Attempts	Avg by Set	
	2	VERBUVIENE Jurate	4	4	45	53	0.29	
	3	BUDINIENE Liudmila	-	2	2	4	0.00	
	4	BAUMGARTE Malda	2	3	38	43	0.14	
	5	ZILYTE Virginija	5	-	37	42	0.36	
	6	DMITRIJEVA Virginija	-	1	3	4	0.00	
	7	LATAUSKAITE Rita	-	-	-	-	0.00	
	8	SUSINSKYTE Neringa	1	1	7	9	0.07	
	9	URBUTIENE Jolita	2	2	38	42	0.14	
	10	CVIRKIENE Ruta	3	1	47	51	0.21	
	13	LINGYTE Karolina	3	-	16	19	0.21	
	Team Totals			20	14	233	267	1.43

Non-scoring Receivers	No	Name	Excellents	Faults	Serve Receptions	Total Attempts	Succ %	
	2	VERBUVIENE Jurate	34	7	9	50	68.00	
	3	BUDINIENE Liudmila	20	4	7	31	64.52	
	4	BAUMGARTE Malda	22	5	6	33	66.67	
	5	ZILYTE Virginija	36	5	9	50	72.00	
	6	DMITRIJEVA Virginija	6	1	2	9	66.67	
	7	LATAUSKAITE Rita	-	-	-	-	0.00	
	8	SUSINSKYTE Neringa	15	2	-	17	88.24	
	9	URBUTIENE Jolita	28	5	8	41	68.29	
	10	CVIRKIENE Ruta	15	2	2	19	78.95	
	13	LINGYTE Karolina	9	1	1	11	81.82	
	Team Totals			185	32	44	261	70.88

Legend: Avg Average Eff% Efficiency Succ % Success %





CUMULATIVE STATISTICS BY SKILLS


队伍个人累积技术统计

LTU - LITHUANIA

After 5 matches

Scoring Spikers		No	Name	Spikes	Faults	Shots	Total Attempts	Eff %
	2	VERBUVIENE Jurate	9	6	29	44	6.82	
	3	BUDINIENE Liudmila	3	3	13	19	0.00	
	4	BAUMGARTE Malda	22	20	30	72	2.78	
	5	ZILYTE Virginija	11	10	37	58	1.72	
	6	DMITRIJEVA Virginija	-	1	3	4	0.00	
	7	LATAUSKAITE Rita	-	-	-	-	0.00	
	8	SUSINSKYTE Neringa	2	7	11	20	0.00	
	9	URBUTIENE Jolita	38	21	60	119	14.29	
	10	CVIRKIENE Ruta	17	15	36	68	2.94	
	13	LINGYTE Karolina	7	9	9	25	0.00	
	Team Totals			109	92	228	429	3.96

Scoring Blockers		No	Name	Kill Blocks	Faults	Rebounds	Total Attempts	Avg by Set
	2	VERBUVIENE Jurate	7	9	10	26	0.41	
	3	BUDINIENE Liudmila	-	8	5	13	0.00	
	4	BAUMGARTE Malda	3	17	14	34	0.18	
	5	ZILYTE Virginija	14	10	20	44	0.82	
	6	DMITRIJEVA Virginija	-	-	-	-	0.00	
	7	LATAUSKAITE Rita	-	-	-	-	0.00	
	8	SUSINSKYTE Neringa	3	3	-	6	0.18	
	9	URBUTIENE Jolita	18	17	9	44	1.06	
	10	CVIRKIENE Ruta	8	9	7	24	0.47	
	13	LINGYTE Karolina	4	9	5	18	0.24	
	Team Totals			57	82	70	209	3.35

Scoring Servers		No	Name	Aces	Faults	Serve Hits	Total Attempts	Avg by Set
	2	VERBUVIENE Jurate	6	1	49	56	0.35	
	3	BUDINIENE Liudmila	1	4	9	14	0.06	
	4	BAUMGARTE Malda	14	4	56	74	0.82	
	5	ZILYTE Virginija	2	3	27	32	0.12	
	6	DMITRIJEVA Virginija	2	1	11	14	0.12	
	7	LATAUSKAITE Rita	-	-	-	-	0.00	
	8	SUSINSKYTE Neringa	7	2	15	24	0.41	
	9	URBUTIENE Jolita	9	-	54	63	0.53	
	10	CVIRKIENE Ruta	5	5	30	40	0.29	
	13	LINGYTE Karolina	1	6	8	15	0.06	
	Team Totals			47	26	259	332	2.76

Team	Opponent Errors & Team Faults	117	18
------	-------------------------------	-----	----





CUMULATIVE STATISTICS BY SKILLS


队伍个人累积技术统计

LTU - LITHUANIA

After 5 matches

Non-scoring Diggers	No	Name	Digs	Faults	Receptions	Total Attempts	Avg by Set	
	2	VERBUVIENE Jurate	27	7	6	40	1.59	
	3	BUDINIENE Liudmila	5	8	2	15	0.29	
	4	BAUMGARTE Malda	19	19	9	47	1.12	
	5	ZILYTE Virginija	40	19	7	66	2.35	
	6	DMITRIJEVA Virginija	6	3	-	9	0.35	
	7	LATAUSKAITE Rita	-	-	-	-	0.00	
	8	SUSINSKYTE Neringa	6	11	-	17	0.35	
	9	URBUTIENE Jolita	39	12	10	61	2.29	
	10	CVIRKIENE Ruta	22	17	5	44	1.29	
	13	LINGYTE Karolina	15	5	4	24	0.88	
	Team Totals			179	101	43	323	10.53

Non-scoring Setters	No	Name	Running Sets	Faults	Still Sets	Total Attempts	Avg by Set	
	2	VERBUVIENE Jurate	4	5	50	59	0.24	
	3	BUDINIENE Liudmila	-	2	3	5	0.00	
	4	BAUMGARTE Malda	2	4	47	53	0.12	
	5	ZILYTE Virginija	5	-	48	53	0.29	
	6	DMITRIJEVA Virginija	-	1	5	6	0.00	
	7	LATAUSKAITE Rita	-	-	-	-	0.00	
	8	SUSINSKYTE Neringa	2	1	7	10	0.12	
	9	URBUTIENE Jolita	2	3	46	51	0.12	
	10	CVIRKIENE Ruta	3	1	55	59	0.18	
	13	LINGYTE Karolina	3	-	24	27	0.18	
	Team Totals			21	17	285	323	1.24

Non-scoring Receivers	No	Name	Excellents	Faults	Serve Receptions	Total Attempts	Succ %	
	2	VERBUVIENE Jurate	47	11	9	67	70.15	
	3	BUDINIENE Liudmila	22	4	7	33	66.67	
	4	BAUMGARTE Malda	27	6	6	39	69.23	
	5	ZILYTE Virginija	45	6	11	62	72.58	
	6	DMITRIJEVA Virginija	7	1	2	10	70.00	
	7	LATAUSKAITE Rita	-	-	-	-	0.00	
	8	SUSINSKYTE Neringa	17	4	-	21	80.95	
	9	URBUTIENE Jolita	28	8	9	45	62.22	
	10	CVIRKIENE Ruta	22	2	2	26	84.62	
	13	LINGYTE Karolina	13	1	1	15	86.67	
	Team Totals			228	43	47	318	71.70

Legend: Avg Average Eff% Efficiency Succ % Success %





CUMULATIVE STATISTICS BY SKILLS


队伍个人累积技术统计

NED - NETHERLANDS

After 1 match

Scoring Spikers		No	Name	Spikes	Faults	Shots	Total Attempts	Eff %
	1	STINISSEN Elvira	-	1	4	5	0.00	
	3	van MARUM Djoke	-	2	3	5	0.00	
	4	de VRIES Rika	1	1	3	5	0.00	
	5	van der HAAR-KRAMP Karin	12	2	6	20	50.00	
	6	HARMSSEN-ROOSEN Karin	2	1	5	8	12.50	
	7	BAKKER Sanne	-	-	-	-	0.00	
	8	LIST Paula	2	-	4	6	33.33	
	10	WESTERHOF Petra	7	3	9	19	21.05	
	12	TEN THIJE-VOORTMAN Josien	5	3	5	13	15.38	
	Team Totals			29	13	39	81	19.75

Scoring Blockers		No	Name	Kill Blocks	Faults	Rebounds	Total Attempts	Avg by Set
	1	STINISSEN Elvira	-	-	2	2	0.00	
	3	van MARUM Djoke	-	2	1	3	0.00	
	4	de VRIES Rika	-	-	-	-	0.00	
	5	van der HAAR-KRAMP Karin	2	1	3	6	0.67	
	6	HARMSSEN-ROOSEN Karin	4	2	5	11	1.33	
	7	BAKKER Sanne	-	-	-	-	0.00	
	8	LIST Paula	2	-	1	3	0.67	
	10	WESTERHOF Petra	1	-	5	6	0.33	
	12	TEN THIJE-VOORTMAN Josien	-	2	1	3	0.00	
	Team Totals			9	7	18	34	3.00

Scoring Servers		No	Name	Aces	Faults	Serve Hits	Total Attempts	Avg by Set
	1	STINISSEN Elvira	-	-	1	1	0.00	
	3	van MARUM Djoke	1	-	3	4	0.33	
	4	de VRIES Rika	2	-	3	5	0.67	
	5	van der HAAR-KRAMP Karin	3	1	2	6	1.00	
	6	HARMSSEN-ROOSEN Karin	3	-	16	19	1.00	
	7	BAKKER Sanne	-	-	-	-	0.00	
	8	LIST Paula	5	1	13	19	1.67	
	10	WESTERHOF Petra	-	-	12	12	0.00	
	12	TEN THIJE-VOORTMAN Josien	-	-	8	8	0.00	
	Team Totals			14	2	58	74	4.67

Team	Opponent Errors & Team Faults	23	3





CUMULATIVE STATISTICS BY SKILLS


队伍个人累积技术统计

NED - NETHERLANDS

After 1 match

Non-scoring Diggers	No	Name	Digs	Faults	Receptions	Total Attempts	Avg by Set	
	1	STINISSEN Elvira	4	1	1	6	1.33	
	3	van MARUM Djoke	-	-	1	1	0.00	
	4	de VRIES Rika	2	2	1	5	0.67	
	5	van der HAAR-KRAMP Karin	3	1	1	5	1.00	
	6	HARMSSEN-ROOSEN Karin	9	3	3	15	3.00	
	7	BAKKER Sanne	6	2	7	15	2.00	
	8	LIST Paula	6	2	3	11	2.00	
	10	WESTERHOF Petra	5	2	4	11	1.67	
	12	TEN THIJE-VOORTMAN Josien	9	1	2	12	3.00	
	Team Totals			44	14	23	81	14.67

Non-scoring Setters	No	Name	Running Sets	Faults	Still Sets	Total Attempts	Avg by Set	
	1	STINISSEN Elvira	-	-	1	1	0.00	
	3	van MARUM Djoke	-	-	-	-	0.00	
	4	de VRIES Rika	-	-	-	-	0.00	
	5	van der HAAR-KRAMP Karin	-	-	-	-	0.00	
	6	HARMSSEN-ROOSEN Karin	4	-	28	32	1.33	
	7	BAKKER Sanne	-	-	1	1	0.00	
	8	LIST Paula	-	-	1	1	0.00	
	10	WESTERHOF Petra	4	-	19	23	1.33	
	12	TEN THIJE-VOORTMAN Josien	-	-	-	-	0.00	
	Team Totals			8	-	50	58	2.67

Non-scoring Receivers	No	Name	Excellents	Faults	Serve Receptions	Total Attempts	Succ %	
	1	STINISSEN Elvira	2	-	-	2	100.00	
	3	van MARUM Djoke	-	-	-	-	0.00	
	4	de VRIES Rika	2	-	1	3	66.67	
	5	van der HAAR-KRAMP Karin	-	-	-	-	0.00	
	6	HARMSSEN-ROOSEN Karin	3	-	3	6	50.00	
	7	BAKKER Sanne	9	3	2	14	64.29	
	8	LIST Paula	1	-	-	1	100.00	
	10	WESTERHOF Petra	8	1	-	9	88.89	
	12	TEN THIJE-VOORTMAN Josien	-	-	1	1	0.00	
	Team Totals			25	4	7	36	69.44

Legend:
Avg Average Eff% Efficiency Succ % Success %





CUMULATIVE STATISTICS BY SKILLS


队伍个人累积技术统计

NED - NETHERLANDS

After 2 matches

Scoring Spikers		No	Name	Spikes	Faults	Shots	Total Attempts	Eff %
	1	STINISSEN Elvira	5	5	11	21	0.00	
	3	van MARUM Djoke	11	6	9	26	19.23	
	4	de VRIES Rika	1	1	4	6	0.00	
	5	van der HAAR-KRAMP Karin	17	4	17	38	34.21	
	6	HARMSSEN-ROOSEN Karin	4	1	13	18	16.67	
	7	BAKKER Sanne	-	-	-	-	0.00	
	8	LIST Paula	5	2	8	15	20.00	
	9	SLENTER-WEIJTS Jolanda	-	-	-	-	0.00	
	10	WESTERHOF Petra	7	7	13	27	0.00	
	12	TEN THIJE-VOORTMAN Josien	8	4	8	20	20.00	
	Team Totals			58	30	83	171	16.37

Scoring Blockers		No	Name	Kill Blocks	Faults	Rebounds	Total Attempts	Avg by Set
	1	STINISSEN Elvira	4	5	6	15	0.57	
	3	van MARUM Djoke	4	3	3	10	0.57	
	4	de VRIES Rika	-	-	-	-	0.00	
	5	van der HAAR-KRAMP Karin	4	5	7	16	0.57	
	6	HARMSSEN-ROOSEN Karin	6	7	12	25	0.86	
	7	BAKKER Sanne	-	-	-	-	0.00	
	8	LIST Paula	3	1	2	6	0.43	
	9	SLENTER-WEIJTS Jolanda	-	-	-	-	0.00	
	10	WESTERHOF Petra	6	1	8	15	0.86	
	12	TEN THIJE-VOORTMAN Josien	-	4	2	6	0.00	
	Team Totals			27	26	40	93	3.86

Scoring Servers		No	Name	Aces	Faults	Serve Hits	Total Attempts	Avg by Set
	1	STINISSEN Elvira	2	2	12	16	0.29	
	3	van MARUM Djoke	1	1	15	17	0.14	
	4	de VRIES Rika	2	-	3	5	0.29	
	5	van der HAAR-KRAMP Karin	3	4	14	21	0.43	
	6	HARMSSEN-ROOSEN Karin	3	1	26	30	0.43	
	7	BAKKER Sanne	-	-	-	-	0.00	
	8	LIST Paula	7	3	19	29	1.00	
	9	SLENTER-WEIJTS Jolanda	-	-	-	-	0.00	
	10	WESTERHOF Petra	8	-	31	39	1.14	
	12	TEN THIJE-VOORTMAN Josien	-	2	12	14	0.00	
	Team Totals			26	13	132	171	3.71

Team	Opponent Errors & Team Faults	62	9
------	-------------------------------	----	---





CUMULATIVE STATISTICS BY SKILLS


队伍个人累积技术统计

NED - NETHERLANDS

After 2 matches

Non-scoring Diggers	No	Name	Digs	Faults	Receptions	Total Attempts	Avg by Set	
	1	STINISSEN Elvira	8	4	3	15	1.14	
	3	van MARUM Djoke	-	1	1	2	0.00	
	4	de VRIES Rika	2	3	1	6	0.29	
	5	van der HAAR-KRAMP Karin	4	5	2	11	0.57	
	6	HARMSSEN-ROOSEN Karin	18	5	5	28	2.57	
	7	BAKKER Sanne	15	4	13	32	2.14	
	8	LIST Paula	10	3	4	17	1.43	
	9	SLENTER-WEIJTS Jolanda	-	-	-	-	0.00	
	10	WESTERHOF Petra	12	7	8	27	1.71	
	12	TEN THIJE-VOORTMAN Josien	11	4	5	20	1.57	
	Team Totals			80	36	42	158	11.43

Non-scoring Setters	No	Name	Running Sets	Faults	Still Sets	Total Attempts	Avg by Set	
	1	STINISSEN Elvira	-	-	3	3	0.00	
	3	van MARUM Djoke	-	-	2	2	0.00	
	4	de VRIES Rika	-	-	-	-	0.00	
	5	van der HAAR-KRAMP Karin	-	-	-	-	0.00	
	6	HARMSSEN-ROOSEN Karin	7	-	54	61	1.00	
	7	BAKKER Sanne	-	-	2	2	0.00	
	8	LIST Paula	-	-	2	2	0.00	
	9	SLENTER-WEIJTS Jolanda	-	-	-	-	0.00	
	10	WESTERHOF Petra	7	-	52	59	1.00	
	12	TEN THIJE-VOORTMAN Josien	-	-	1	1	0.00	
	Team Totals			14	-	116	130	2.00

Non-scoring Receivers	No	Name	Excellents	Faults	Serve Receptions	Total Attempts	Succ %	
	1	STINISSEN Elvira	13	-	1	14	92.86	
	3	van MARUM Djoke	-	-	-	-	0.00	
	4	de VRIES Rika	3	-	1	4	75.00	
	5	van der HAAR-KRAMP Karin	-	-	-	-	0.00	
	6	HARMSSEN-ROOSEN Karin	8	-	3	11	72.73	
	7	BAKKER Sanne	29	7	8	44	65.91	
	8	LIST Paula	1	-	1	2	50.00	
	9	SLENTER-WEIJTS Jolanda	-	-	-	-	0.00	
	10	WESTERHOF Petra	16	1	-	17	94.12	
	12	TEN THIJE-VOORTMAN Josien	2	-	2	4	50.00	
	Team Totals			72	8	16	96	75.00

Legend: Avg Average Eff% Efficiency Succ % Success %





CUMULATIVE STATISTICS BY SKILLS


队伍个人累积技术统计

NED - NETHERLANDS

After 3 matches

Scoring Spikers	No	Name	Spikes	Faults	Shots	Total Attempts	Eff %	
	1	STINISSEN Elvira	9	13	18	40	0.00	
	3	van MARUM Djoke	22	8	17	47	29.79	
	4	de VRIES Rika	3	1	4	8	25.00	
	5	van der HAAR-KRAMP Karin	26	8	26	60	30.00	
	6	HARMSSEN-ROOSEN Karin	11	2	25	38	23.68	
	7	BAKKER Sanne	-	-	-	-	0.00	
	8	LIST Paula	9	3	13	25	24.00	
	10	WESTERHOF Petra	12	8	20	40	10.00	
	12	TEN THIJE-VOORTMAN Josien	8	4	11	23	17.39	
	Team Totals			100	47	134	281	18.86

Scoring Blockers	No	Name	Kill Blocks	Faults	Rebounds	Total Attempts	Avg by Set	
	1	STINISSEN Elvira	10	7	14	31	0.83	
	3	van MARUM Djoke	5	8	11	24	0.42	
	4	de VRIES Rika	-	-	-	-	0.00	
	5	van der HAAR-KRAMP Karin	5	5	10	20	0.42	
	6	HARMSSEN-ROOSEN Karin	8	8	16	32	0.67	
	7	BAKKER Sanne	-	-	-	-	0.00	
	8	LIST Paula	3	1	4	8	0.25	
	10	WESTERHOF Petra	10	2	10	22	0.83	
	12	TEN THIJE-VOORTMAN Josien	1	5	2	8	0.08	
	Team Totals			42	36	67	145	3.50

Scoring Servers	No	Name	Aces	Faults	Serve Hits	Total Attempts	Avg by Set	
	1	STINISSEN Elvira	2	4	25	31	0.17	
	3	van MARUM Djoke	3	2	39	44	0.25	
	4	de VRIES Rika	2	-	4	6	0.17	
	5	van der HAAR-KRAMP Karin	9	7	24	40	0.75	
	6	HARMSSEN-ROOSEN Karin	3	1	38	42	0.25	
	7	BAKKER Sanne	-	-	-	-	0.00	
	8	LIST Paula	8	7	24	39	0.67	
	10	WESTERHOF Petra	11	1	49	61	0.92	
	12	TEN THIJE-VOORTMAN Josien	-	2	15	17	0.00	
	Team Totals			38	24	218	280	3.17

Team	Opponent Errors & Team Faults	103	15





CUMULATIVE STATISTICS BY SKILLS


队伍个人累积技术统计

NED - NETHERLANDS

After 3 matches

Non-scoring Diggers	No	Name	Digs	Faults	Receptions	Total Attempts	Avg by Set	
	1	STINISSEN Elvira	18	12	5	35	1.50	
	3	van MARUM Djoke	2	3	6	11	0.17	
	4	de VRIES Rika	3	3	3	9	0.25	
	5	van der HAAR-KRAMP Karin	5	8	7	20	0.42	
	6	HARMSSEN-ROOSEN Karin	27	10	10	47	2.25	
	7	BAKKER Sanne	31	10	19	60	2.58	
	8	LIST Paula	14	6	7	27	1.17	
	10	WESTERHOF Petra	27	11	18	56	2.25	
	12	TEN THIJE-VOORTMAN Josien	15	7	8	30	1.25	
	Team Totals			142	70	83	295	11.83

Non-scoring Setters	No	Name	Running Sets	Faults	Still Sets	Total Attempts	Avg by Set	
	1	STINISSEN Elvira	-	-	4	4	0.00	
	3	van MARUM Djoke	-	-	5	5	0.00	
	4	de VRIES Rika	-	-	-	-	0.00	
	5	van der HAAR-KRAMP Karin	-	-	-	-	0.00	
	6	HARMSSEN-ROOSEN Karin	9	-	89	98	0.75	
	7	BAKKER Sanne	-	-	4	4	0.00	
	8	LIST Paula	-	-	3	3	0.00	
	10	WESTERHOF Petra	9	-	94	103	0.75	
	12	TEN THIJE-VOORTMAN Josien	-	-	2	2	0.00	
	Team Totals			18	-	201	219	1.50

Non-scoring Receivers	No	Name	Excellents	Faults	Serve Receptions	Total Attempts	Succ %	
	1	STINISSEN Elvira	22	1	2	25	88.00	
	3	van MARUM Djoke	-	-	-	-	0.00	
	4	de VRIES Rika	3	-	1	4	75.00	
	5	van der HAAR-KRAMP Karin	-	-	-	-	0.00	
	6	HARMSSEN-ROOSEN Karin	13	-	3	16	81.25	
	7	BAKKER Sanne	50	15	13	78	64.10	
	8	LIST Paula	6	4	5	15	40.00	
	10	WESTERHOF Petra	24	2	2	28	85.71	
	12	TEN THIJE-VOORTMAN Josien	4	2	3	9	44.44	
	Team Totals			122	24	29	175	69.71

Legend: Avg Average Eff% Efficiency Succ % Success %





CUMULATIVE STATISTICS BY SKILLS


队伍个人累积技术统计

NED - NETHERLANDS

After 4 matches

Scoring Spikers		No	Name	Spikes	Faults	Shots	Total Attempts	Eff %	
	1	STINISSEN Elvira	15	18	36	69	0.00		
	3	van MARUM Djoke	34	13	32	79	26.58		
	4	de VRIES Rika	3	4	11	18	0.00		
	5	van der HAAR-KRAMP Karin	33	12	41	86	24.42		
	6	HARMSSEN-ROOSEN Karin	14	4	43	61	16.39		
	7	BAKKER Sanne	-	-	-	-	0.00		
	8	LIST Paula	12	7	18	37	13.51		
	9	SLENTER-WEIJTS Jolanda	-	-	-	-	0.00		
	10	WESTERHOF Petra	16	11	28	55	9.09		
	12	TEN THIJE-VOORTMAN Josien	8	4	11	23	17.39		
	Team Totals				135	73	220	428	14.49

Scoring Blockers		No	Name	Kill Blocks	Faults	Rebounds	Total Attempts	Avg by Set	
	1	STINISSEN Elvira	16	14	21	51	0.94		
	3	van MARUM Djoke	8	14	17	39	0.47		
	4	de VRIES Rika	-	-	1	1	0.00		
	5	van der HAAR-KRAMP Karin	5	11	14	30	0.29		
	6	HARMSSEN-ROOSEN Karin	12	16	24	52	0.71		
	7	BAKKER Sanne	-	-	-	-	0.00		
	8	LIST Paula	3	2	5	10	0.18		
	9	SLENTER-WEIJTS Jolanda	-	-	-	-	0.00		
	10	WESTERHOF Petra	13	3	13	29	0.76		
	12	TEN THIJE-VOORTMAN Josien	1	5	2	8	0.06		
	Team Totals				58	65	97	220	3.41

Scoring Servers		No	Name	Aces	Faults	Serve Hits	Total Attempts	Avg by Set	
	1	STINISSEN Elvira	2	5	36	43	0.12		
	3	van MARUM Djoke	5	2	57	64	0.29		
	4	de VRIES Rika	3	-	9	12	0.18		
	5	van der HAAR-KRAMP Karin	17	10	34	61	1.00		
	6	HARMSSEN-ROOSEN Karin	5	1	56	62	0.29		
	7	BAKKER Sanne	-	-	-	-	0.00		
	8	LIST Paula	8	9	33	50	0.47		
	9	SLENTER-WEIJTS Jolanda	-	-	-	-	0.00		
	10	WESTERHOF Petra	13	2	67	82	0.76		
	12	TEN THIJE-VOORTMAN Josien	-	2	15	17	0.00		
	Team Totals				53	31	307	391	3.12

Team	Opponent Errors & Team Faults	148	19
------	-------------------------------	-----	----





CUMULATIVE STATISTICS BY SKILLS


队伍个人累积技术统计

NED - NETHERLANDS

After 4 matches

Non-scoring Diggers	No	Name	Digs	Faults	Receptions	Total Attempts	Avg by Set	
	1	STINISSEN Elvira	29	22	16	67	1.71	
	3	van MARUM Djoke	8	6	15	29	0.47	
	4	de VRIES Rika	8	4	5	17	0.47	
	5	van der HAAR-KRAMP Karin	5	10	10	25	0.29	
	6	HARMSSEN-ROOSEN Karin	38	16	17	71	2.24	
	7	BAKKER Sanne	49	12	26	87	2.88	
	8	LIST Paula	21	9	12	42	1.24	
	9	SLENTER-WEIJTS Jolanda	-	-	-	-	0.00	
	10	WESTERHOF Petra	42	17	30	89	2.47	
	12	TEN THIJE-VOORTMAN Josien	15	7	8	30	0.88	
	Team Totals			215	103	139	457	12.65

Non-scoring Setters	No	Name	Running Sets	Faults	Still Sets	Total Attempts	Avg by Set	
	1	STINISSEN Elvira	-	-	9	9	0.00	
	3	van MARUM Djoke	-	-	6	6	0.00	
	4	de VRIES Rika	-	-	-	-	0.00	
	5	van der HAAR-KRAMP Karin	-	-	-	-	0.00	
	6	HARMSSEN-ROOSEN Karin	14	2	134	150	0.82	
	7	BAKKER Sanne	-	-	6	6	0.00	
	8	LIST Paula	-	-	8	8	0.00	
	9	SLENTER-WEIJTS Jolanda	-	-	-	-	0.00	
	10	WESTERHOF Petra	12	2	147	161	0.71	
	12	TEN THIJE-VOORTMAN Josien	-	-	2	2	0.00	
	Team Totals			26	4	312	342	1.53

Non-scoring Receivers	No	Name	Excellents	Faults	Serve Receptions	Total Attempts	Succ %	
	1	STINISSEN Elvira	36	3	3	42	85.71	
	3	van MARUM Djoke	-	-	-	-	0.00	
	4	de VRIES Rika	6	-	1	7	85.71	
	5	van der HAAR-KRAMP Karin	-	-	-	-	0.00	
	6	HARMSSEN-ROOSEN Karin	21	1	4	26	80.77	
	7	BAKKER Sanne	82	21	20	123	66.67	
	8	LIST Paula	15	4	6	25	60.00	
	9	SLENTER-WEIJTS Jolanda	-	-	-	-	0.00	
	10	WESTERHOF Petra	36	2	2	40	90.00	
	12	TEN THIJE-VOORTMAN Josien	4	2	3	9	44.44	
	Team Totals			200	33	39	272	73.53

Legend: Avg Average Eff% Efficiency Succ % Success %





CUMULATIVE STATISTICS BY SKILLS


队伍个人累积技术统计

NED - NETHERLANDS

After 5 matches

Scoring Spikers		No	Name	Spikes	Faults	Shots	Total Attempts	Eff %
	1	STINISSEN Elvira	20	18	43	81	2.47	
	3	van MARUM Djoke	42	15	37	94	28.72	
	4	de VRIES Rika	3	4	12	19	0.00	
	5	van der HAAR-KRAMP Karin	36	16	51	103	19.42	
	6	HARMSSEN-ROOSEN Karin	18	6	51	75	16.00	
	7	BAKKER Sanne	-	-	-	-	0.00	
	8	LIST Paula	13	8	22	43	11.63	
	10	WESTERHOF Petra	17	11	33	61	9.84	
	12	TEN THIJE-VOORTMAN Josien	8	4	11	23	17.39	
	Team Totals			157	82	260	499	15.03

Scoring Blockers		No	Name	Kill Blocks	Faults	Rebounds	Total Attempts	Avg by Set
	1	STINISSEN Elvira	18	18	22	58	0.90	
	3	van MARUM Djoke	12	17	20	49	0.60	
	4	de VRIES Rika	-	-	1	1	0.00	
	5	van der HAAR-KRAMP Karin	7	14	14	35	0.35	
	6	HARMSSEN-ROOSEN Karin	13	19	29	61	0.65	
	7	BAKKER Sanne	-	-	-	-	0.00	
	8	LIST Paula	3	3	7	13	0.15	
	10	WESTERHOF Petra	15	5	14	34	0.75	
	12	TEN THIJE-VOORTMAN Josien	1	5	2	8	0.05	
	Team Totals			69	81	109	259	3.45

Scoring Servers		No	Name	Aces	Faults	Serve Hits	Total Attempts	Avg by Set
	1	STINISSEN Elvira	4	6	45	55	0.20	
	3	van MARUM Djoke	6	3	67	76	0.30	
	4	de VRIES Rika	3	-	10	13	0.15	
	5	van der HAAR-KRAMP Karin	18	13	37	68	0.90	
	6	HARMSSEN-ROOSEN Karin	6	1	65	72	0.30	
	7	BAKKER Sanne	-	-	-	-	0.00	
	8	LIST Paula	10	12	44	66	0.50	
	10	WESTERHOF Petra	16	3	80	99	0.80	
	12	TEN THIJE-VOORTMAN Josien	-	2	15	17	0.00	
	Team Totals			63	40	363	466	3.15

Team	Opponent Errors & Team Faults	181	20





CUMULATIVE STATISTICS BY SKILLS


队伍个人累积技术统计

NED - NETHERLANDS

After 5 matches

Non-scoring Diggers	No	Name	Digs	Faults	Receptions	Total Attempts	Avg by Set	
	1	STINISSEN Elvira	36	25	20	81	1.80	
	3	van MARUM Djoke	11	9	16	36	0.55	
	4	de VRIES Rika	8	4	6	18	0.40	
	5	van der HAAR-KRAMP Karin	5	11	12	28	0.25	
	6	HARMSSEN-ROOSEN Karin	43	17	22	82	2.15	
	7	BAKKER Sanne	62	14	28	104	3.10	
	8	LIST Paula	24	11	13	48	1.20	
	10	WESTERHOF Petra	50	20	40	110	2.50	
	12	TEN THIJE-VOORTMAN Josien	15	7	8	30	0.75	
	Team Totals			254	118	165	537	12.70

Non-scoring Setters	No	Name	Running Sets	Faults	Still Sets	Total Attempts	Avg by Set	
	1	STINISSEN Elvira	-	-	9	9	0.00	
	3	van MARUM Djoke	-	1	7	8	0.00	
	4	de VRIES Rika	-	-	-	-	0.00	
	5	van der HAAR-KRAMP Karin	-	-	-	-	0.00	
	6	HARMSSEN-ROOSEN Karin	18	2	161	181	0.90	
	7	BAKKER Sanne	-	-	9	9	0.00	
	8	LIST Paula	1	-	12	13	0.05	
	10	WESTERHOF Petra	13	2	162	177	0.65	
	12	TEN THIJE-VOORTMAN Josien	-	-	2	2	0.00	
	Team Totals			32	5	362	399	1.60

Non-scoring Receivers	No	Name	Excellents	Faults	Serve Receptions	Total Attempts	Succ %	
	1	STINISSEN Elvira	41	6	5	52	78.85	
	3	van MARUM Djoke	-	1	-	1	0.00	
	4	de VRIES Rika	9	-	1	10	90.00	
	5	van der HAAR-KRAMP Karin	-	-	-	-	0.00	
	6	HARMSSEN-ROOSEN Karin	24	2	6	32	75.00	
	7	BAKKER Sanne	89	22	23	134	66.42	
	8	LIST Paula	19	4	7	30	63.33	
	10	WESTERHOF Petra	48	2	3	53	90.57	
	12	TEN THIJE-VOORTMAN Josien	4	2	3	9	44.44	
	Team Totals			234	39	48	321	72.90

Legend: Avg Average Eff% Efficiency Succ % Success %





CUMULATIVE STATISTICS BY SKILLS


队伍个人累积技术统计

SLO - SLOVENIA

After 1 match

Scoring Spikers	No	Name	Spikes	Faults	Shots	Total Attempts	Eff %	
	1	URNAUT Anita	27	12	25	64	23.44	
	2	GRADISEK Emilie	-	-	-	-	0.00	
	3	KOVACIC Boza	-	-	-	-	0.00	
	4	JAKIN Bogomira	3	2	3	8	12.50	
	5	CENCELJ Marinka	-	-	-	-	0.00	
	6	OCEPEK Suzana	1	3	3	7	0.00	
	7	SART Alenka	-	-	1	1	0.00	
	8	GOSNAK Danica	3	3	9	15	0.00	
	9	TOMIC Stefaka	3	1	11	15	13.33	
	10	KOTNIK Sasa	9	3	15	27	22.22	
	14	JUSTIN Ana	-	-	-	-	0.00	
	Team Totals			46	24	67	137	16.06

Scoring Blockers	No	Name	Kill Blocks	Faults	Rebounds	Total Attempts	Avg by Set	
	1	URNAUT Anita	9	6	11	26	2.25	
	2	GRADISEK Emilie	-	-	-	-	0.00	
	3	KOVACIC Boza	-	-	-	-	0.00	
	4	JAKIN Bogomira	1	1	6	8	0.25	
	5	CENCELJ Marinka	-	1	-	1	0.00	
	6	OCEPEK Suzana	1	3	4	8	0.25	
	7	SART Alenka	-	-	1	1	0.00	
	8	GOSNAK Danica	2	1	5	8	0.50	
	9	TOMIC Stefaka	2	2	9	13	0.50	
	10	KOTNIK Sasa	2	3	6	11	0.50	
	14	JUSTIN Ana	-	-	-	-	0.00	
	Team Totals			17	17	42	76	4.25

Scoring Servers	No	Name	Aces	Faults	Serve Hits	Total Attempts	Avg by Set	
	1	URNAUT Anita	1	2	7	10	0.25	
	2	GRADISEK Emilie	-	-	-	-	0.00	
	3	KOVACIC Boza	-	-	-	-	0.00	
	4	JAKIN Bogomira	-	1	16	17	0.00	
	5	CENCELJ Marinka	-	-	-	-	0.00	
	6	OCEPEK Suzana	2	-	8	10	0.50	
	7	SART Alenka	1	-	3	4	0.25	
	8	GOSNAK Danica	6	1	21	28	1.50	
	9	TOMIC Stefaka	-	-	10	10	0.00	
	10	KOTNIK Sasa	3	2	11	16	0.75	
	14	JUSTIN Ana	-	-	-	-	0.00	
	Team Totals			13	6	76	95	3.25

Team	Opponent Errors & Team Faults	20	4
------	-------------------------------	----	---





CUMULATIVE STATISTICS BY SKILLS


队伍个人累积技术统计

SLO - SLOVENIA

After 1 match

Non-scoring Diggers	No	Name	Digs	Faults	Receptions	Total Attempts	Avg by Set	
	1	URNAUT Anita	20	5	4	29	5.00	
	2	GRADISEK Emilie	1	-	-	1	0.25	
	3	KOVACIC Boza	-	-	-	-	0.00	
	4	JAKIN Bogomira	6	-	1	7	1.50	
	5	CENCELJ Marinka	-	-	-	-	0.00	
	6	OCEPEK Suzana	8	4	1	13	2.00	
	7	SART Alenka	-	-	-	-	0.00	
	8	GOSNAK Danica	16	2	2	20	4.00	
	9	TOMIC Stefaka	8	1	-	9	2.00	
	10	KOTNIK Sasa	14	3	3	20	3.50	
	14	JUSTIN Ana	-	-	-	-	0.00	
	Team Totals			73	15	11	99	18.25

Non-scoring Setters	No	Name	Running Sets	Faults	Still Sets	Total Attempts	Avg by Set	
	1	URNAUT Anita	-	-	23	23	0.00	
	2	GRADISEK Emilie	-	-	-	-	0.00	
	3	KOVACIC Boza	-	-	-	-	0.00	
	4	JAKIN Bogomira	4	-	22	26	1.00	
	5	CENCELJ Marinka	-	-	1	1	0.00	
	6	OCEPEK Suzana	-	-	4	4	0.00	
	7	SART Alenka	-	-	-	-	0.00	
	8	GOSNAK Danica	1	-	19	20	0.25	
	9	TOMIC Stefaka	1	-	6	7	0.25	
	10	KOTNIK Sasa	-	1	23	24	0.00	
	14	JUSTIN Ana	-	-	-	-	0.00	
	Team Totals			6	1	98	105	1.50

Non-scoring Receivers	No	Name	Excellents	Faults	Serve Receptions	Total Attempts	Succ %	
	1	URNAUT Anita	15	-	1	16	93.75	
	2	GRADISEK Emilie	2	-	-	2	100.00	
	3	KOVACIC Boza	-	-	-	-	0.00	
	4	JAKIN Bogomira	6	-	-	6	100.00	
	5	CENCELJ Marinka	-	-	-	-	0.00	
	6	OCEPEK Suzana	11	4	3	18	61.11	
	7	SART Alenka	-	-	-	-	0.00	
	8	GOSNAK Danica	5	1	-	6	83.33	
	9	TOMIC Stefaka	5	-	1	6	83.33	
	10	KOTNIK Sasa	7	-	2	9	77.78	
	14	JUSTIN Ana	-	-	-	-	0.00	
	Team Totals			51	5	7	63	80.95

Legend: Avg Average Eff% Efficiency Succ % Success %





CUMULATIVE STATISTICS BY SKILLS


队伍个人累积技术统计

SLO - SLOVENIA

After 2 matches

Scoring Spikers	No	Name	Spikes	Faults	Shots	Total Attempts	Eff %
	1	URNAUT Anita	42	19	51	112	20.54
	2	GRADISEK Emilie	-	-	-	-	0.00
	3	KOVACIC Boza	-	-	-	-	0.00
	4	JAKIN Bogomira	4	4	5	13	0.00
	5	CENCELJ Marinka	-	2	-	2	0.00
	6	OCEPEK Suzana	4	5	9	18	0.00
	7	SART Alenka	-	-	2	2	0.00
	8	GOSNAK Danica	7	5	20	32	6.25
	9	TOMIC Stefaka	6	1	14	21	23.81
	10	KOTNIK Sasa	10	8	28	46	4.35
	14	JUSTIN Ana	-	-	-	-	0.00
Team Totals			73	44	129	246	11.79

Scoring Blockers	No	Name	Kill Blocks	Faults	Rebounds	Total Attempts	Avg by Set
	1	URNAUT Anita	14	6	15	35	1.75
	2	GRADISEK Emilie	-	-	-	-	0.00
	3	KOVACIC Boza	-	-	1	1	0.00
	4	JAKIN Bogomira	2	3	10	15	0.25
	5	CENCELJ Marinka	-	1	-	1	0.00
	6	OCEPEK Suzana	2	4	5	11	0.25
	7	SART Alenka	-	-	1	1	0.00
	8	GOSNAK Danica	2	3	8	13	0.25
	9	TOMIC Stefaka	5	6	9	20	0.63
	10	KOTNIK Sasa	4	6	10	20	0.50
	14	JUSTIN Ana	-	-	-	-	0.00
Team Totals			29	29	59	117	3.63

Scoring Servers	No	Name	Aces	Faults	Serve Hits	Total Attempts	Avg by Set
	1	URNAUT Anita	3	2	14	19	0.38
	2	GRADISEK Emilie	-	-	-	-	0.00
	3	KOVACIC Boza	-	-	-	-	0.00
	4	JAKIN Bogomira	-	2	21	23	0.00
	5	CENCELJ Marinka	-	-	-	-	0.00
	6	OCEPEK Suzana	3	4	16	23	0.38
	7	SART Alenka	2	1	6	9	0.25
	8	GOSNAK Danica	12	2	38	52	1.50
	9	TOMIC Stefaka	2	1	26	29	0.25
	10	KOTNIK Sasa	5	4	16	25	0.63
	14	JUSTIN Ana	-	-	-	-	0.00
Team Totals			27	16	137	180	3.38


Team	Opponent Errors & Team Faults	53	12
------	-------------------------------	----	----


CUMULATIVE STATISTICS BY SKILLS


队伍个人累积技术统计

SLO - SLOVENIA

After 2 matches

Non-scoring Diggers	No	Name	Digs	Faults	Receptions	Total Attempts	Avg by Set	
	1	URNAUT Anita	32	10	4	46	4.00	
	2	GRADISEK Emilie	1	-	-	1	0.13	
	3	KOVACIC Boza	1	-	-	1	0.13	
	4	JAKIN Bogomira	11	1	2	14	1.38	
	5	CENCELJ Marinka	-	-	-	-	0.00	
	6	OCEPEK Suzana	15	5	1	21	1.88	
	7	SART Alenka	1	-	-	1	0.13	
	8	GOSNAK Danica	25	4	5	34	3.13	
	9	TOMIC Stefaka	13	3	1	17	1.63	
	10	KOTNIK Sasa	21	10	5	36	2.63	
	14	JUSTIN Ana	-	-	-	-	0.00	
	Team Totals			120	33	18	171	15.00

Non-scoring Setters	No	Name	Running Sets	Faults	Still Sets	Total Attempts	Avg by Set	
	1	URNAUT Anita	2	-	33	35	0.25	
	2	GRADISEK Emilie	-	-	-	-	0.00	
	3	KOVACIC Boza	-	-	-	-	0.00	
	4	JAKIN Bogomira	6	1	39	46	0.75	
	5	CENCELJ Marinka	-	-	1	1	0.00	
	6	OCEPEK Suzana	-	1	10	11	0.00	
	7	SART Alenka	-	-	-	-	0.00	
	8	GOSNAK Danica	4	1	47	52	0.50	
	9	TOMIC Stefaka	1	1	8	10	0.13	
	10	KOTNIK Sasa	-	1	35	36	0.00	
	14	JUSTIN Ana	-	-	-	-	0.00	
	Team Totals			13	5	173	191	1.63

Non-scoring Receivers	No	Name	Excellents	Faults	Serve Receptions	Total Attempts	Succ %	
	1	URNAUT Anita	24	1	2	27	88.89	
	2	GRADISEK Emilie	2	1	-	3	66.67	
	3	KOVACIC Boza	-	-	-	-	0.00	
	4	JAKIN Bogomira	10	1	-	11	90.91	
	5	CENCELJ Marinka	-	1	-	1	0.00	
	6	OCEPEK Suzana	18	5	4	27	66.67	
	7	SART Alenka	1	-	-	1	100.00	
	8	GOSNAK Danica	8	2	-	10	80.00	
	9	TOMIC Stefaka	25	1	2	28	89.29	
	10	KOTNIK Sasa	22	3	3	28	78.57	
	14	JUSTIN Ana	-	-	-	-	0.00	
	Team Totals			110	15	11	136	80.88

Legend: Avg Average Eff% Efficiency Succ % Success %





CUMULATIVE STATISTICS BY SKILLS


队伍个人累积技术统计

SLO - SLOVENIA

After 3 matches

Scoring Spikers	No	Name	Spikes	Faults	Shots	Total Attempts	Eff %	
	1	URNAUT Anita	60	26	79	165	20.61	
	2	GRADISEK Emilie	-	-	-	-	0.00	
	3	KOVACIC Boza	-	-	-	-	0.00	
	4	JAKIN Bogomira	6	4	8	18	11.11	
	5	CENCELJ Marinka	-	2	1	3	0.00	
	6	OCEPEK Suzana	4	7	15	26	0.00	
	7	SART Alenka	-	2	8	10	0.00	
	8	GOSNAK Danica	13	10	29	52	5.77	
	9	TOMIC Stefaka	6	2	15	23	17.39	
	10	KOTNIK Sasa	12	12	39	63	0.00	
	14	JUSTIN Ana	-	-	-	-	0.00	
	Team Totals			101	65	194	360	10.00

Scoring Blockers	No	Name	Kill Blocks	Faults	Rebounds	Total Attempts	Avg by Set	
	1	URNAUT Anita	17	11	20	48	1.31	
	2	GRADISEK Emilie	-	-	-	-	0.00	
	3	KOVACIC Boza	-	-	1	1	0.00	
	4	JAKIN Bogomira	6	6	16	28	0.46	
	5	CENCELJ Marinka	-	1	1	2	0.00	
	6	OCEPEK Suzana	6	4	8	18	0.46	
	7	SART Alenka	-	-	1	1	0.00	
	8	GOSNAK Danica	2	8	12	22	0.15	
	9	TOMIC Stefaka	9	9	14	32	0.69	
	10	KOTNIK Sasa	5	9	14	28	0.38	
	14	JUSTIN Ana	-	-	-	-	0.00	
	Team Totals			45	48	87	180	3.46

Scoring Servers	No	Name	Aces	Faults	Serve Hits	Total Attempts	Avg by Set	
	1	URNAUT Anita	9	2	31	42	0.69	
	2	GRADISEK Emilie	-	-	-	-	0.00	
	3	KOVACIC Boza	-	-	-	-	0.00	
	4	JAKIN Bogomira	2	5	30	37	0.15	
	5	CENCELJ Marinka	-	-	1	1	0.00	
	6	OCEPEK Suzana	4	6	28	38	0.31	
	7	SART Alenka	3	1	9	13	0.23	
	8	GOSNAK Danica	18	4	49	71	1.38	
	9	TOMIC Stefaka	3	3	30	36	0.23	
	10	KOTNIK Sasa	7	4	26	37	0.54	
	14	JUSTIN Ana	-	-	-	-	0.00	
	Team Totals			46	25	204	275	3.54

Team	Opponent Errors & Team Faults	84	15
------	-------------------------------	----	----





CUMULATIVE STATISTICS BY SKILLS


队伍个人累积技术统计

SLO - SLOVENIA

After 3 matches

Non-scoring Diggers	No	Name	Digs	Faults	Receptions	Total Attempts	Avg by Set	
	1	URNAUT Anita	45	19	13	77	3.46	
	2	GRADISEK Emilie	1	-	-	1	0.08	
	3	KOVACIC Boza	1	-	-	1	0.08	
	4	JAKIN Bogomira	16	9	4	29	1.23	
	5	CENCELJ Marinka	1	1	-	2	0.08	
	6	OCEPEK Suzana	19	13	6	38	1.46	
	7	SART Alenka	5	1	-	6	0.38	
	8	GOSNAK Danica	32	5	12	49	2.46	
	9	TOMIC Stefaka	20	8	7	35	1.54	
	10	KOTNIK Sasa	28	20	16	64	2.15	
	14	JUSTIN Ana	-	-	-	-	0.00	
	Team Totals			168	76	58	302	12.92

Non-scoring Setters	No	Name	Running Sets	Faults	Still Sets	Total Attempts	Avg by Set	
	1	URNAUT Anita	3	-	47	50	0.23	
	2	GRADISEK Emilie	-	-	-	-	0.00	
	3	KOVACIC Boza	-	-	-	-	0.00	
	4	JAKIN Bogomira	7	1	52	60	0.54	
	5	CENCELJ Marinka	-	-	7	7	0.00	
	6	OCEPEK Suzana	-	2	18	20	0.00	
	7	SART Alenka	-	-	-	-	0.00	
	8	GOSNAK Danica	5	1	77	83	0.38	
	9	TOMIC Stefaka	1	1	14	16	0.08	
	10	KOTNIK Sasa	-	1	53	54	0.00	
	14	JUSTIN Ana	-	-	-	-	0.00	
	Team Totals			16	6	268	290	1.23

Non-scoring Receivers	No	Name	Excellents	Faults	Serve Receptions	Total Attempts	Succ %	
	1	URNAUT Anita	39	4	4	47	82.98	
	2	GRADISEK Emilie	2	1	-	3	66.67	
	3	KOVACIC Boza	-	-	-	-	0.00	
	4	JAKIN Bogomira	17	5	4	26	65.38	
	5	CENCELJ Marinka	2	2	-	4	50.00	
	6	OCEPEK Suzana	31	8	5	44	70.45	
	7	SART Alenka	2	-	-	2	100.00	
	8	GOSNAK Danica	23	3	5	31	74.19	
	9	TOMIC Stefaka	29	1	3	33	87.88	
	10	KOTNIK Sasa	31	5	4	40	77.50	
	14	JUSTIN Ana	-	-	-	-	0.00	
	Team Totals			176	29	25	230	76.52

Legend: Avg Average Eff% Efficiency Succ % Success %





CUMULATIVE STATISTICS BY SKILLS


队伍个人累积技术统计

SLO - SLOVENIA

After 4 matches

Scoring Spikers	No	Name	Spikes	Faults	Shots	Total Attempts	Eff %	
	1	URNAUT Anita	72	29	97	198	21.72	
	2	GRADISEK Emilie	-	-	-	-	0.00	
	3	KOVACIC Boza	-	-	-	-	0.00	
	4	JAKIN Bogomira	7	4	15	26	11.54	
	5	CENCELJ Marinka	-	2	2	4	0.00	
	6	OCEPEK Suzana	5	7	24	36	0.00	
	7	SART Alenka	2	2	9	13	0.00	
	8	GOSNAK Danica	14	10	39	63	6.35	
	9	TOMIC Stefaka	6	2	22	30	13.33	
	10	KOTNIK Sasa	17	14	43	74	4.05	
	14	JUSTIN Ana	-	-	-	-	0.00	
	Team Totals			123	70	251	444	11.94

Scoring Blockers	No	Name	Kill Blocks	Faults	Rebounds	Total Attempts	Avg by Set	
	1	URNAUT Anita	19	13	23	55	1.19	
	2	GRADISEK Emilie	-	-	-	-	0.00	
	3	KOVACIC Boza	-	-	1	1	0.00	
	4	JAKIN Bogomira	6	10	18	34	0.38	
	5	CENCELJ Marinka	-	1	2	3	0.00	
	6	OCEPEK Suzana	6	7	9	22	0.38	
	7	SART Alenka	-	-	1	1	0.00	
	8	GOSNAK Danica	2	12	12	26	0.13	
	9	TOMIC Stefaka	10	9	17	36	0.63	
	10	KOTNIK Sasa	5	11	17	33	0.31	
	14	JUSTIN Ana	-	-	-	-	0.00	
	Team Totals			48	63	100	211	3.00

Scoring Servers	No	Name	Aces	Faults	Serve Hits	Total Attempts	Avg by Set	
	1	URNAUT Anita	10	3	35	48	0.63	
	2	GRADISEK Emilie	-	-	-	-	0.00	
	3	KOVACIC Boza	-	-	-	-	0.00	
	4	JAKIN Bogomira	2	6	33	41	0.13	
	5	CENCELJ Marinka	2	1	3	6	0.13	
	6	OCEPEK Suzana	4	8	32	44	0.25	
	7	SART Alenka	3	1	10	14	0.19	
	8	GOSNAK Danica	18	7	54	79	1.13	
	9	TOMIC Stefaka	5	3	35	43	0.31	
	10	KOTNIK Sasa	11	5	37	53	0.69	
	14	JUSTIN Ana	-	-	-	-	0.00	
	Team Totals			55	34	239	328	3.44

Team	Opponent Errors & Team Faults	102	22
------	-------------------------------	-----	----





CUMULATIVE STATISTICS BY SKILLS


队伍个人累积技术统计

SLO - SLOVENIA

After 4 matches

Non-scoring Diggers	No	Name	Digs	Faults	Receptions	Total Attempts	Avg by Set	
	1	URNAUT Anita	53	26	16	95	3.31	
	2	GRADISEK Emilie	2	-	1	3	0.13	
	3	KOVACIC Boza	1	-	-	1	0.06	
	4	JAKIN Bogomira	16	10	6	32	1.00	
	5	CENCELJ Marinka	3	4	-	7	0.19	
	6	OCEPEK Suzana	27	19	8	54	1.69	
	7	SART Alenka	7	2	-	9	0.44	
	8	GOSNAK Danica	39	6	17	62	2.44	
	9	TOMIC Stefaka	21	12	7	40	1.31	
	10	KOTNIK Sasa	31	24	18	73	1.94	
	14	JUSTIN Ana	-	-	-	-	0.00	
	Team Totals			200	103	73	376	12.50

Non-scoring Setters	No	Name	Running Sets	Faults	Still Sets	Total Attempts	Avg by Set	
	1	URNAUT Anita	4	-	55	59	0.25	
	2	GRADISEK Emilie	-	-	-	-	0.00	
	3	KOVACIC Boza	-	-	-	-	0.00	
	4	JAKIN Bogomira	9	1	56	66	0.56	
	5	CENCELJ Marinka	-	-	8	8	0.00	
	6	OCEPEK Suzana	-	2	20	22	0.00	
	7	SART Alenka	-	-	-	-	0.00	
	8	GOSNAK Danica	7	1	90	98	0.44	
	9	TOMIC Stefaka	1	1	22	24	0.06	
	10	KOTNIK Sasa	1	1	71	73	0.06	
	14	JUSTIN Ana	-	-	-	-	0.00	
	Team Totals			22	6	322	350	1.38

Non-scoring Receivers	No	Name	Excellents	Faults	Serve Receptions	Total Attempts	Succ %	
	1	URNAUT Anita	46	5	10	61	75.41	
	2	GRADISEK Emilie	3	3	-	6	50.00	
	3	KOVACIC Boza	-	-	-	-	0.00	
	4	JAKIN Bogomira	17	5	5	27	62.96	
	5	CENCELJ Marinka	5	2	-	7	71.43	
	6	OCEPEK Suzana	36	10	8	54	66.67	
	7	SART Alenka	4	1	-	5	80.00	
	8	GOSNAK Danica	30	8	5	43	69.77	
	9	TOMIC Stefaka	40	2	4	46	86.96	
	10	KOTNIK Sasa	39	5	5	49	79.59	
	14	JUSTIN Ana	-	-	-	-	0.00	
	Team Totals			220	41	37	298	73.83

Legend: Avg Average Eff% Efficiency Succ % Success %





CUMULATIVE STATISTICS BY SKILLS


队伍个人累积技术统计

SLO - SLOVENIA

After 5 matches

Scoring Spikers	No	Name	Spikes	Faults	Shots	Total Attempts	Eff %
	1	URNAUT Anita	74	36	116	226	16.81
	2	GRADISEK Emilie	-	-	-	-	0.00
	3	KOVACIC Boza	-	1	-	1	0.00
	4	JAKIN Bogomira	8	5	19	32	9.38
	5	CENCELJ Marinka	-	2	3	5	0.00
	6	OCEPEK Suzana	9	7	31	47	4.26
	7	SART Alenka	4	7	12	23	0.00
	8	GOSNAK Danica	17	10	49	76	9.21
	9	TOMIC Stefaka	8	2	25	35	17.14
	10	KOTNIK Sasa	21	16	48	85	5.88
	14	JUSTIN Ana	-	-	-	-	0.00
Team Totals			141	86	303	530	10.38

Scoring Blockers	No	Name	Kill Blocks	Faults	Rebounds	Total Attempts	Avg by Set
	1	URNAUT Anita	21	14	26	61	1.11
	2	GRADISEK Emilie	-	-	-	-	0.00
	3	KOVACIC Boza	-	-	2	2	0.00
	4	JAKIN Bogomira	6	10	19	35	0.32
	5	CENCELJ Marinka	1	1	3	5	0.05
	6	OCEPEK Suzana	7	9	12	28	0.37
	7	SART Alenka	-	1	2	3	0.00
	8	GOSNAK Danica	3	13	14	30	0.16
	9	TOMIC Stefaka	10	14	21	45	0.53
	10	KOTNIK Sasa	7	15	19	41	0.37
	14	JUSTIN Ana	-	-	-	-	0.00
Team Totals			55	77	118	250	2.89

Scoring Servers	No	Name	Aces	Faults	Serve Hits	Total Attempts	Avg by Set
	1	URNAUT Anita	10	3	41	54	0.53
	2	GRADISEK Emilie	-	-	-	-	0.00
	3	KOVACIC Boza	-	-	-	-	0.00
	4	JAKIN Bogomira	2	8	33	43	0.11
	5	CENCELJ Marinka	4	1	13	18	0.21
	6	OCEPEK Suzana	5	10	36	51	0.26
	7	SART Alenka	3	1	14	18	0.16
	8	GOSNAK Danica	19	9	61	89	1.00
	9	TOMIC Stefaka	6	4	38	48	0.32
	10	KOTNIK Sasa	12	7	46	65	0.63
	14	JUSTIN Ana	-	-	-	-	0.00
Team Totals			61	43	282	386	3.21

Team	Opponent Errors & Team Faults	128	26
------	-------------------------------	-----	----





CUMULATIVE STATISTICS BY SKILLS


队伍个人累积技术统计

SLO - SLOVENIA

After 5 matches

Non-scoring Diggers	No	Name	Digs	Faults	Receptions	Total Attempts	Avg by Set	
	1	URNAUT Anita	63	31	19	113	3.32	
	2	GRADISEK Emilie	2	1	2	5	0.11	
	3	KOVACIC Boza	1	-	-	1	0.05	
	4	JAKIN Bogomira	18	12	7	37	0.95	
	5	CENCELJ Marinka	5	5	2	12	0.26	
	6	OCEPEK Suzana	29	20	8	57	1.53	
	7	SART Alenka	9	2	1	12	0.47	
	8	GOSNAK Danica	48	11	22	81	2.53	
	9	TOMIC Stefaka	26	15	9	50	1.37	
	10	KOTNIK Sasa	41	28	26	95	2.16	
	14	JUSTIN Ana	-	-	-	-	0.00	
	Team Totals			242	125	96	463	12.74

Non-scoring Setters	No	Name	Running Sets	Faults	Still Sets	Total Attempts	Avg by Set	
	1	URNAUT Anita	4	-	63	67	0.21	
	2	GRADISEK Emilie	-	-	-	-	0.00	
	3	KOVACIC Boza	-	-	-	-	0.00	
	4	JAKIN Bogomira	9	1	65	75	0.47	
	5	CENCELJ Marinka	1	-	16	17	0.05	
	6	OCEPEK Suzana	-	2	20	22	0.00	
	7	SART Alenka	-	-	1	1	0.00	
	8	GOSNAK Danica	9	2	111	122	0.47	
	9	TOMIC Stefaka	1	1	25	27	0.05	
	10	KOTNIK Sasa	1	1	81	83	0.05	
	14	JUSTIN Ana	-	-	-	-	0.00	
	Team Totals			25	7	382	414	1.32

Non-scoring Receivers	No	Name	Excellents	Faults	Serve Receptions	Total Attempts	Succ %	
	1	URNAUT Anita	49	6	11	66	74.24	
	2	GRADISEK Emilie	7	3	1	11	63.64	
	3	KOVACIC Boza	-	-	-	-	0.00	
	4	JAKIN Bogomira	18	5	6	29	62.07	
	5	CENCELJ Marinka	10	4	-	14	71.43	
	6	OCEPEK Suzana	50	13	11	74	67.57	
	7	SART Alenka	8	2	-	10	80.00	
	8	GOSNAK Danica	37	11	6	54	68.52	
	9	TOMIC Stefaka	42	2	4	48	87.50	
	10	KOTNIK Sasa	45	5	5	55	81.82	
	14	JUSTIN Ana	-	-	-	-	0.00	
	Team Totals			266	51	44	361	73.68

Legend:
Avg Average Eff% Efficiency Succ % Success %





CUMULATIVE STATISTICS BY SKILLS


队伍个人累积技术统计

UKR - UKRAINE

After 1 match

Scoring Spikers		No	Name	Spikes	Faults	Shots	Total Attempts	Eff %
	1	PRYVALYKHINA Margaryta	5	2	7	14	21.43	
	2	CHURKINA Anzhelika	5	4	7	16	6.25	
	3	LOMAKINA Liubov	2	1	1	4	25.00	
	4	KUZNETSOVA Galyna	-	-	-	-	0.00	
	6	YUDINA Ilona	15	9	8	32	18.75	
	7	KLOCHKOVA Larysa	8	2	6	16	37.50	
	8	GRANOVSKA Oleksandra	-	-	-	-	0.00	
	9	OSETYNSKA Inna	4	8	7	19	0.00	
	10	LYSENKO Alla	3	3	1	7	0.00	
	Team Totals				42	29	37	108

Scoring Blockers		No	Name	Kill Blocks	Faults	Rebounds	Total Attempts	Avg by Set
	1	PRYVALYKHINA Margaryta	1	-	3	4	0.25	
	2	CHURKINA Anzhelika	2	1	-	3	0.50	
	3	LOMAKINA Liubov	1	4	1	6	0.25	
	4	KUZNETSOVA Galyna	1	-	3	4	0.25	
	6	YUDINA Ilona	3	1	2	6	0.75	
	7	KLOCHKOVA Larysa	2	3	2	7	0.50	
	8	GRANOVSKA Oleksandra	-	-	-	-	0.00	
	9	OSETYNSKA Inna	1	1	4	6	0.25	
	10	LYSENKO Alla	5	1	2	8	1.25	
	Team Totals				16	11	17	44

Scoring Servers		No	Name	Aces	Faults	Serve Hits	Total Attempts	Avg by Set
	1	PRYVALYKHINA Margaryta	-	1	2	3	0.00	
	2	CHURKINA Anzhelika	-	1	14	15	0.00	
	3	LOMAKINA Liubov	-	1	-	1	0.00	
	4	KUZNETSOVA Galyna	-	-	5	5	0.00	
	6	YUDINA Ilona	1	5	5	11	0.25	
	7	KLOCHKOVA Larysa	-	2	17	19	0.00	
	8	GRANOVSKA Oleksandra	-	-	1	1	0.00	
	9	OSETYNSKA Inna	2	2	8	12	0.50	
	10	LYSENKO Alla	-	3	10	13	0.00	
	Team Totals				3	15	62	80

Team	Opponent Errors & Team Faults	18	6





CUMULATIVE STATISTICS BY SKILLS


队伍个人累积技术统计

UKR - UKRAINE

After 1 match

Non-scoring Diggers	No	Name	Digs	Faults	Receptions	Total Attempts	Avg by Set
	1	PRYVALYKHINA Margaryta	-	-	3	3	0.00
	2	CHURKINA Anzhelika	11	2	3	16	2.75
	3	LOMAKINA Liubov	2	1	-	3	0.50
	4	KUZNETSOVA Galyna	2	2	1	5	0.50
	6	YUDINA Ilona	4	4	2	10	1.00
	7	KLOCHKOVA Larysa	7	4	2	13	1.75
	8	GRANOVSKA Oleksandra	-	-	-	-	0.00
	9	OSETYNSKA Inna	15	3	3	21	3.75
	10	LYSENKO Alla	2	4	4	10	0.50
	Team Totals			43	20	18	81

Non-scoring Setters	No	Name	Running Sets	Faults	Still Sets	Total Attempts	Avg by Set
	1	PRYVALYKHINA Margaryta	-	-	3	3	0.00
	2	CHURKINA Anzhelika	-	1	13	14	0.00
	3	LOMAKINA Liubov	1	-	3	4	0.25
	4	KUZNETSOVA Galyna	1	-	3	4	0.25
	6	YUDINA Ilona	-	-	13	13	0.00
	7	KLOCHKOVA Larysa	-	1	6	7	0.00
	8	GRANOVSKA Oleksandra	-	-	1	1	0.00
	9	OSETYNSKA Inna	2	1	15	18	0.50
	10	LYSENKO Alla	-	1	5	6	0.00
	Team Totals			4	4	62	70

Non-scoring Receivers	No	Name	Excellents	Faults	Serve Receptions	Total Attempts	Succ %
	1	PRYVALYKHINA Margaryta	-	-	-	-	0.00
	2	CHURKINA Anzhelika	16	2	1	19	84.21
	3	LOMAKINA Liubov	5	1	1	7	71.43
	4	KUZNETSOVA Galyna	2	5	2	9	22.22
	6	YUDINA Ilona	9	2	3	14	64.29
	7	KLOCHKOVA Larysa	5	1	1	7	71.43
	8	GRANOVSKA Oleksandra	-	-	-	-	0.00
	9	OSETYNSKA Inna	12	1	2	15	80.00
	10	LYSENKO Alla	4	1	5	10	40.00
	Team Totals			53	13	15	81


Legend:
Avg Average Eff% Efficiency Succ % Success %





CUMULATIVE STATISTICS BY SKILLS

队伍个人累积技术统计

UKR - UKRAINE After 2 matches

Scoring Spikers		No	Name	Spikes	Faults	Shots	Total Attempts	Eff %
	1	PRYVALYKHINA Margaryta	10	4	10	24	25.00	
	2	CHURKINA Anzhelika	9	10	12	31	0.00	
	3	LOMAKINA Liubov	2	2	1	5	0.00	
	4	KUZNETSOVA Galyna	1	1	3	5	0.00	
	6	YUDINA Ilona	23	16	17	56	12.50	
	7	KLOCHKOVA Larysa	15	6	14	35	25.71	
	8	GRANOVSKA Oleksandra	-	-	-	-	0.00	
	9	OSETYNSKA Inna	7	9	16	32	0.00	
	10	LYSENKO Alla	5	4	8	17	5.88	
	Team Totals				72	52	81	205

Scoring Blockers		No	Name	Kill Blocks	Faults	Rebounds	Total Attempts	Avg by Set
	1	PRYVALYKHINA Margaryta	3	-	5	8	0.38	
	2	CHURKINA Anzhelika	4	1	3	8	0.50	
	3	LOMAKINA Liubov	2	4	1	7	0.25	
	4	KUZNETSOVA Galyna	3	-	4	7	0.38	
	6	YUDINA Ilona	5	3	10	18	0.63	
	7	KLOCHKOVA Larysa	3	8	7	18	0.38	
	8	GRANOVSKA Oleksandra	-	-	-	-	0.00	
	9	OSETYNSKA Inna	2	3	6	11	0.25	
	10	LYSENKO Alla	6	5	11	22	0.75	
	Team Totals				28	24	47	99

Scoring Servers		No	Name	Aces	Faults	Serve Hits	Total Attempts	Avg by Set
	1	PRYVALYKHINA Margaryta	-	1	2	3	0.00	
	2	CHURKINA Anzhelika	1	1	31	33	0.13	
	3	LOMAKINA Liubov	-	1	-	1	0.00	
	4	KUZNETSOVA Galyna	1	-	19	20	0.13	
	6	YUDINA Ilona	4	7	11	22	0.50	
	7	KLOCHKOVA Larysa	1	4	22	27	0.13	
	8	GRANOVSKA Oleksandra	-	-	2	2	0.00	
	9	OSETYNSKA Inna	4	5	20	29	0.50	
	10	LYSENKO Alla	2	4	20	26	0.25	
	Team Totals				13	23	127	163


Team	Opponent Errors & Team Faults	48	9
------	-------------------------------	----	---





CUMULATIVE STATISTICS BY SKILLS

队伍个人累积技术统计

UKR - UKRAINE After 2 matches

Non-scoring Diggers	No	Name	Digs	Faults	Receptions	Total Attempts	Avg by Set
	1	PRYVALYKHINA Margaryta	-	-	3	3	0.00
	2	CHURKINA Anzhelika	22	3	4	29	2.75
	3	LOMAKINA Liubov	2	1	-	3	0.25
	4	KUZNETSOVA Galyna	9	6	3	18	1.13
	6	YUDINA Ilona	11	11	5	27	1.38
	7	KLOCHKOVA Larysa	15	8	5	28	1.88
	8	GRANOVSKA Oleksandra	-	-	-	-	0.00
	9	OSETYNSKA Inna	22	11	4	37	2.75
	10	LYSENKO Alla	5	4	6	15	0.63
	Team Totals			86	44	30	160

Non-scoring Setters	No	Name	Running Sets	Faults	Still Sets	Total Attempts	Avg by Set
	1	PRYVALYKHINA Margaryta	1	-	7	8	0.13
	2	CHURKINA Anzhelika	3	1	27	31	0.38
	3	LOMAKINA Liubov	1	1	4	6	0.13
	4	KUZNETSOVA Galyna	1	-	6	7	0.13
	6	YUDINA Ilona	1	-	25	26	0.13
	7	KLOCHKOVA Larysa	-	2	10	12	0.00
	8	GRANOVSKA Oleksandra	-	-	1	1	0.00
	9	OSETYNSKA Inna	3	2	33	38	0.38
	10	LYSENKO Alla	-	1	8	9	0.00
	Team Totals			10	7	121	138

Non-scoring Receivers	No	Name	Excellents	Faults	Serve Receptions	Total Attempts	Succ %
	1	PRYVALYKHINA Margaryta	1	2	-	3	33.33
	2	CHURKINA Anzhelika	31	5	2	38	81.58
	3	LOMAKINA Liubov	5	1	1	7	71.43
	4	KUZNETSOVA Galyna	4	7	3	14	28.57
	6	YUDINA Ilona	26	3	4	33	78.79
	7	KLOCHKOVA Larysa	9	3	1	13	69.23
	8	GRANOVSKA Oleksandra	-	-	-	-	0.00
	9	OSETYNSKA Inna	19	2	3	24	79.17
	10	LYSENKO Alla	8	2	7	17	47.06
	Team Totals			103	25	21	149


Legend:
Avg Average Eff% Efficiency Succ % Success %





CUMULATIVE STATISTICS BY SKILLS

队伍个人累积技术统计

UKR - UKRAINE After 3 matches

Scoring Spikers	No	Name	Spikes	Faults	Shots	Total Attempts	Eff %
	1	PRYVALYKHINA Margaryta	13	4	12	29	31.03
	2	CHURKINA Anzhelika	12	12	16	40	0.00
	3	LOMAKINA Liubov	2	2	1	5	0.00
	4	KUZNETSOVA Galyna	1	2	3	6	0.00
	6	YUDINA Ilona	36	17	23	76	25.00
	7	KLOCHKOVA Larysa	19	10	20	49	18.37
	8	GRANOVSKA Oleksandra	-	-	-	-	0.00
	9	OSETYNSKA Inna	10	10	18	38	0.00
	10	LYSENKO Alla	8	4	8	20	20.00
	Team Totals			101	61	101	263

Scoring Blockers	No	Name	Kill Blocks	Faults	Rebounds	Total Attempts	Avg by Set
	1	PRYVALYKHINA Margaryta	5	1	6	12	0.45
	2	CHURKINA Anzhelika	4	1	4	9	0.36
	3	LOMAKINA Liubov	2	5	1	8	0.18
	4	KUZNETSOVA Galyna	3	-	4	7	0.27
	6	YUDINA Ilona	9	4	13	26	0.82
	7	KLOCHKOVA Larysa	6	9	9	24	0.55
	8	GRANOVSKA Oleksandra	-	-	-	-	0.00
	9	OSETYNSKA Inna	2	5	10	17	0.18
	10	LYSENKO Alla	10	7	12	29	0.91
	Team Totals			41	32	59	132

Scoring Servers	No	Name	Aces	Faults	Serve Hits	Total Attempts	Avg by Set
	1	PRYVALYKHINA Margaryta	-	1	3	4	0.00
	2	CHURKINA Anzhelika	2	1	41	44	0.18
	3	LOMAKINA Liubov	-	1	-	1	0.00
	4	KUZNETSOVA Galyna	1	-	26	27	0.09
	6	YUDINA Ilona	7	10	15	32	0.64
	7	KLOCHKOVA Larysa	2	7	23	32	0.18
	8	GRANOVSKA Oleksandra	1	1	2	4	0.09
	9	OSETYNSKA Inna	9	8	28	45	0.82
	10	LYSENKO Alla	6	4	38	48	0.55
	Team Totals			28	33	176	237


Team	Opponent Errors & Team Faults	66	14





CUMULATIVE STATISTICS BY SKILLS

队伍个人累积技术统计

UKR - UKRAINE After 3 matches

Non-scoring Diggers	No	Name	Digs	Faults	Receptions	Total Attempts	Avg by Set
	1	PRYVALYKHINA Margaryta	-	-	3	3	0.00
	2	CHURKINA Anzhelika	28	5	8	41	2.55
	3	LOMAKINA Liubov	3	1	-	4	0.27
	4	KUZNETSOVA Galyna	10	9	5	24	0.91
	6	YUDINA Ilona	16	14	5	35	1.45
	7	KLOCHKOVA Larysa	18	9	5	32	1.64
	8	GRANOVSKA Oleksandra	-	-	-	-	0.00
	9	OSETYNSKA Inna	25	12	6	43	2.27
	10	LYSENKO Alla	7	5	8	20	0.64
	Team Totals			107	55	40	202

Non-scoring Setters	No	Name	Running Sets	Faults	Still Sets	Total Attempts	Avg by Set
	1	PRYVALYKHINA Margaryta	2	-	7	9	0.18
	2	CHURKINA Anzhelika	5	1	31	37	0.45
	3	LOMAKINA Liubov	1	1	6	8	0.09
	4	KUZNETSOVA Galyna	1	-	7	8	0.09
	6	YUDINA Ilona	1	-	29	30	0.09
	7	KLOCHKOVA Larysa	2	3	14	19	0.18
	8	GRANOVSKA Oleksandra	-	-	1	1	0.00
	9	OSETYNSKA Inna	4	2	40	46	0.36
	10	LYSENKO Alla	-	2	11	13	0.00
	Team Totals			16	9	146	171

Non-scoring Receivers	No	Name	Excellents	Faults	Serve Receptions	Total Attempts	Succ %
	1	PRYVALYKHINA Margaryta	1	2	-	3	33.33
	2	CHURKINA Anzhelika	33	5	5	43	76.74
	3	LOMAKINA Liubov	5	1	1	7	71.43
	4	KUZNETSOVA Galyna	9	8	4	21	42.86
	6	YUDINA Ilona	27	3	6	36	75.00
	7	KLOCHKOVA Larysa	10	3	2	15	66.67
	8	GRANOVSKA Oleksandra	-	-	-	-	0.00
	9	OSETYNSKA Inna	29	3	7	39	74.36
	10	LYSENKO Alla	12	3	10	25	48.00
	Team Totals			126	28	35	189

Legend: Avg Average Eff% Efficiency Succ % Success %





CUMULATIVE STATISTICS BY SKILLS


队伍个人累积技术统计

UKR - UKRAINE

After 4 matches

Scoring Spikers		No	Name	Spikes	Faults	Shots	Total Attempts	Eff %
	1	PRYVALYKHINA Margaryta	15	5	14	34	29.41	
	2	CHURKINA Anzhelika	22	15	21	58	12.07	
	3	LOMAKINA Liubov	2	2	1	5	0.00	
	4	KUZNETSOVA Galyna	2	3	3	8	0.00	
	6	YUDINA Ilona	43	21	30	94	23.40	
	7	KLOCHKOVA Larysa	28	14	29	71	19.72	
	8	GRANOVSKA Oleksandra	-	-	-	-	0.00	
	9	OSETYNSKA Inna	15	12	21	48	6.25	
	10	LYSENKO Alla	9	6	10	25	12.00	
	Team Totals				136	78	129	343

Scoring Blockers		No	Name	Kill Blocks	Faults	Rebounds	Total Attempts	Avg by Set
	1	PRYVALYKHINA Margaryta	5	2	6	13	0.36	
	2	CHURKINA Anzhelika	4	1	7	12	0.29	
	3	LOMAKINA Liubov	2	5	1	8	0.14	
	4	KUZNETSOVA Galyna	3	2	5	10	0.21	
	6	YUDINA Ilona	9	5	16	30	0.64	
	7	KLOCHKOVA Larysa	7	13	11	31	0.50	
	8	GRANOVSKA Oleksandra	-	-	-	-	0.00	
	9	OSETYNSKA Inna	6	6	12	24	0.43	
	10	LYSENKO Alla	11	9	16	36	0.79	
	Team Totals				47	43	74	164

Scoring Servers		No	Name	Aces	Faults	Serve Hits	Total Attempts	Avg by Set
	1	PRYVALYKHINA Margaryta	-	1	3	4	0.00	
	2	CHURKINA Anzhelika	2	1	55	58	0.14	
	3	LOMAKINA Liubov	-	1	-	1	0.00	
	4	KUZNETSOVA Galyna	2	-	39	41	0.14	
	6	YUDINA Ilona	12	11	22	45	0.86	
	7	KLOCHKOVA Larysa	4	8	37	49	0.29	
	8	GRANOVSKA Oleksandra	1	1	2	4	0.07	
	9	OSETYNSKA Inna	9	8	36	53	0.64	
	10	LYSENKO Alla	6	4	46	56	0.43	
	Team Totals				36	35	240	311


Team	Opponent Errors & Team Faults	92	15





CUMULATIVE STATISTICS BY SKILLS

队伍个人累积技术统计

UKR - UKRAINE After 4 matches

Non-scoring Diggers	No	Name	Digs	Faults	Receptions	Total Attempts	Avg by Set
	1	PRYVALYKHINA Margaryta	-	-	3	3	0.00
	2	CHURKINA Anzhelika	33	7	11	51	2.36
	3	LOMAKINA Liubov	3	1	-	4	0.21
	4	KUZNETSOVA Galyna	16	13	7	36	1.14
	6	YUDINA Ilona	24	18	10	52	1.71
	7	KLOCHKOVA Larysa	21	12	10	43	1.50
	8	GRANOVSKA Oleksandra	-	1	1	2	0.00
	9	OSETYNSKA Inna	38	15	11	64	2.71
	10	LYSENKO Alla	12	8	12	32	0.86
	Team Totals			147	75	65	287

Non-scoring Setters	No	Name	Running Sets	Faults	Still Sets	Total Attempts	Avg by Set
	1	PRYVALYKHINA Margaryta	2	-	9	11	0.14
	2	CHURKINA Anzhelika	6	1	46	53	0.43
	3	LOMAKINA Liubov	1	1	6	8	0.07
	4	KUZNETSOVA Galyna	1	2	12	15	0.07
	6	YUDINA Ilona	1	-	39	40	0.07
	7	KLOCHKOVA Larysa	2	3	23	28	0.14
	8	GRANOVSKA Oleksandra	-	-	1	1	0.00
	9	OSETYNSKA Inna	4	3	50	57	0.29
	10	LYSENKO Alla	-	2	14	16	0.00
	Team Totals			17	12	200	229

Non-scoring Receivers	No	Name	Excellents	Faults	Serve Receptions	Total Attempts	Succ %
	1	PRYVALYKHINA Margaryta	2	2	-	4	50.00
	2	CHURKINA Anzhelika	39	7	5	51	76.47
	3	LOMAKINA Liubov	5	2	1	8	62.50
	4	KUZNETSOVA Galyna	13	8	4	25	52.00
	6	YUDINA Ilona	38	3	7	48	79.17
	7	KLOCHKOVA Larysa	10	4	2	16	62.50
	8	GRANOVSKA Oleksandra	2	-	-	2	100.00
	9	OSETYNSKA Inna	42	5	9	56	75.00
	10	LYSENKO Alla	18	5	13	36	50.00
	Team Totals			169	36	41	246


Legend: Avg Average Eff% Efficiency Succ % Success %





CUMULATIVE STATISTICS BY SKILLS

队伍个人累积技术统计

UKR - UKRAINE After 5 matches

Scoring Spikers		No	Name	Spikes	Faults	Shots	Total Attempts	Eff %
	1	PRYVALYKHINA Margaryta	17	5	15	37	32.43	
	2	CHURKINA Anzhelika	28	19	26	73	12.33	
	3	LOMAKINA Liubov	2	2	1	5	0.00	
	4	KUZNETSOVA Galyna	2	3	3	8	0.00	
	6	YUDINA Ilona	50	25	38	113	22.12	
	7	KLOCHKOVA Larysa	37	17	34	88	22.73	
	8	GRANOVSKA Oleksandra	-	-	1	1	0.00	
	9	OSETYNSKA Inna	20	14	27	61	9.84	
	10	LYSENKO Alla	9	8	14	31	3.23	
	Team Totals				165	93	159	417

Scoring Blockers		No	Name	Kill Blocks	Faults	Rebounds	Total Attempts	Avg by Set
	1	PRYVALYKHINA Margaryta	7	2	6	15	0.41	
	2	CHURKINA Anzhelika	5	2	8	15	0.29	
	3	LOMAKINA Liubov	2	5	1	8	0.12	
	4	KUZNETSOVA Galyna	3	3	6	12	0.18	
	6	YUDINA Ilona	11	7	19	37	0.65	
	7	KLOCHKOVA Larysa	11	16	15	42	0.65	
	8	GRANOVSKA Oleksandra	-	-	-	-	0.00	
	9	OSETYNSKA Inna	6	7	15	28	0.35	
	10	LYSENKO Alla	12	10	20	42	0.71	
	Team Totals				57	52	90	199

Scoring Servers		No	Name	Aces	Faults	Serve Hits	Total Attempts	Avg by Set
	1	PRYVALYKHINA Margaryta	-	1	4	5	0.00	
	2	CHURKINA Anzhelika	7	1	68	76	0.41	
	3	LOMAKINA Liubov	-	1	3	4	0.00	
	4	KUZNETSOVA Galyna	2	1	49	52	0.12	
	6	YUDINA Ilona	13	14	25	52	0.76	
	7	KLOCHKOVA Larysa	6	11	41	58	0.35	
	8	GRANOVSKA Oleksandra	2	1	4	7	0.12	
	9	OSETYNSKA Inna	11	11	42	64	0.65	
	10	LYSENKO Alla	9	6	52	67	0.53	
	Team Totals				50	47	288	385


Team	Opponent Errors & Team Faults	114	20





CUMULATIVE STATISTICS BY SKILLS

队伍个人累积技术统计

UKR - UKRAINE After 5 matches

Non-scoring Diggers	No	Name	Digs	Faults	Receptions	Total Attempts	Avg by Set
	1	PRYVALYKHINA Margaryta	2	-	3	5	0.12
	2	CHURKINA Anzhelika	45	8	11	64	2.65
	3	LOMAKINA Liubov	3	1	-	4	0.18
	4	KUZNETSOVA Galyna	18	15	8	41	1.06
	6	YUDINA Ilona	31	20	15	66	1.82
	7	KLOCHKOVA Larysa	24	12	11	47	1.41
	8	GRANOVSKA Oleksandra	-	1	2	3	0.00
	9	OSETYNSKA Inna	43	16	14	73	2.53
	10	LYSENKO Alla	13	9	13	35	0.76
	Team Totals			179	82	77	338

Non-scoring Setters	No	Name	Running Sets	Faults	Still Sets	Total Attempts	Avg by Set
	1	PRYVALYKHINA Margaryta	2	-	9	11	0.12
	2	CHURKINA Anzhelika	7	1	57	65	0.41
	3	LOMAKINA Liubov	2	1	7	10	0.12
	4	KUZNETSOVA Galyna	1	2	16	19	0.06
	6	YUDINA Ilona	3	-	46	49	0.18
	7	KLOCHKOVA Larysa	3	3	28	34	0.18
	8	GRANOVSKA Oleksandra	-	-	1	1	0.00
	9	OSETYNSKA Inna	6	3	63	72	0.35
	10	LYSENKO Alla	-	3	16	19	0.00
	Team Totals			24	13	243	280

Non-scoring Receivers	No	Name	Excellents	Faults	Serve Receptions	Total Attempts	Succ %
	1	PRYVALYKHINA Margaryta	3	2	-	5	60.00
	2	CHURKINA Anzhelika	49	7	8	64	76.56
	3	LOMAKINA Liubov	6	2	1	9	66.67
	4	KUZNETSOVA Galyna	17	8	4	29	58.62
	6	YUDINA Ilona	48	4	9	61	78.69
	7	KLOCHKOVA Larysa	15	4	2	21	71.43
	8	GRANOVSKA Oleksandra	2	-	-	2	100.00
	9	OSETYNSKA Inna	48	6	10	64	75.00
	10	LYSENKO Alla	19	5	14	38	50.00
	Team Totals			207	38	48	293

Legend:					
Avg	Average	Eff%	Efficiency	Succ %	Success %





CUMULATIVE STATISTICS BY SKILLS


队伍个人累积技术统计

USA - UNITED STATES of AMERICA

After 1 match

Scoring Spikers	No	Name	Spikes	Faults	Shots	Total Attempts	Eff %
	1	WEBSTER Lora	2	1	9	12	8.33
	3	MAYMON Brenda	1	1	1	3	0.00
	5	HOLLOWAY Katie	8	1	9	18	38.89
	6	ERICKSON Heather	6	6	5	17	0.00
	7	KRISS Sugui	-	-	-	-	0.00
	8	LEWELLEN Hope	-	-	-	-	0.00
	9	McWILLIAMS Gina	-	-	-	-	0.00
	10	MILLER Kari	-	-	-	-	0.00
	11	ALDRICH Allison	3	2	5	10	10.00
	13	MILLAGE Nichole	-	-	2	2	0.00
15	LANCASTER Kendra	7	-	1	8	87.50	
18	GOULDIE Alexandra	-	-	-	-	0.00	
Team Totals			27	11	32	70	22.86

Scoring Blockers	No	Name	Kill Blocks	Faults	Rebounds	Total Attempts	Avg by Set
	1	WEBSTER Lora	4	4	1	9	1.33
	3	MAYMON Brenda	1	1	2	4	0.33
	5	HOLLOWAY Katie	3	-	1	4	1.00
	6	ERICKSON Heather	1	-	-	1	0.33
	7	KRISS Sugui	-	-	-	-	0.00
	8	LEWELLEN Hope	-	-	-	-	0.00
	9	McWILLIAMS Gina	-	-	-	-	0.00
	10	MILLER Kari	-	-	-	-	0.00
	11	ALDRICH Allison	2	-	1	3	0.67
	13	MILLAGE Nichole	3	1	1	5	1.00
15	LANCASTER Kendra	1	2	2	5	0.33	
18	GOULDIE Alexandra	-	-	-	-	0.00	
Team Totals			15	8	8	31	5.00

Scoring Servers	No	Name	Aces	Faults	Serve Hits	Total Attempts	Avg by Set
	1	WEBSTER Lora	-	1	8	9	0.00
	3	MAYMON Brenda	1	1	7	9	0.33
	5	HOLLOWAY Katie	2	1	10	13	0.67
	6	ERICKSON Heather	3	-	12	15	1.00
	7	KRISS Sugui	-	-	-	-	0.00
	8	LEWELLEN Hope	-	1	-	1	0.00
	9	McWILLIAMS Gina	-	1	2	3	0.00
	10	MILLER Kari	-	-	-	-	0.00
	11	ALDRICH Allison	-	2	8	10	0.00
	13	MILLAGE Nichole	1	-	3	4	0.33
15	LANCASTER Kendra	2	2	5	9	0.67	
18	GOULDIE Alexandra	-	-	-	-	0.00	
Team Totals			9	9	55	73	3.00

Team	Opponent Errors & Team Faults	24	2
------	-------------------------------	----	---





CUMULATIVE STATISTICS BY SKILLS


队伍个人累积技术统计

USA - UNITED STATES of AMERICA

After 1 match

Non-scoring Diggers	No	Name	Digs	Faults	Receptions	Total Attempts	Avg by Set	
	1	WEBSTER Lora	5	2	5	12	1.67	
	3	MAYMON Brenda	4	1	2	7	1.33	
	5	HOLLOWAY Katie	10	-	3	13	3.33	
	6	ERICKSON Heather	4	2	2	8	1.33	
	7	KRISS Sugui	-	-	-	-	0.00	
	8	LEWELLEN Hope	-	-	-	-	0.00	
	9	McWILLIAMS Gina	-	-	-	-	0.00	
	10	MILLER Kari	4	-	2	6	1.33	
	11	ALDRICH Allison	2	2	-	4	0.67	
	13	MILLAGE Nichole	1	1	-	2	0.33	
	15	LANCASTER Kendra	1	-	-	1	0.33	
	18	GOULDIE Alexandra	-	-	-	-	0.00	
	Team Totals			31	8	14	53	10.33

Non-scoring Setters	No	Name	Running Sets	Faults	Still Sets	Total Attempts	Avg by Set	
	1	WEBSTER Lora	2	-	14	16	0.67	
	3	MAYMON Brenda	3	-	11	14	1.00	
	5	HOLLOWAY Katie	-	-	1	1	0.00	
	6	ERICKSON Heather	-	-	3	3	0.00	
	7	KRISS Sugui	-	-	-	-	0.00	
	8	LEWELLEN Hope	-	-	-	-	0.00	
	9	McWILLIAMS Gina	-	-	-	-	0.00	
	10	MILLER Kari	-	-	-	-	0.00	
	11	ALDRICH Allison	2	-	7	9	0.67	
	13	MILLAGE Nichole	-	-	5	5	0.00	
	15	LANCASTER Kendra	1	-	5	6	0.33	
	18	GOULDIE Alexandra	-	-	-	-	0.00	
	Team Totals			8	-	46	54	2.67

Non-scoring Receivers	No	Name	Excellents	Faults	Serve Receptions	Total Attempts	Succ %	
	1	WEBSTER Lora	5	-	-	5	100.00	
	3	MAYMON Brenda	4	2	-	6	66.67	
	5	HOLLOWAY Katie	4	-	-	4	100.00	
	6	ERICKSON Heather	6	-	1	7	85.71	
	7	KRISS Sugui	-	-	-	-	0.00	
	8	LEWELLEN Hope	-	-	-	-	0.00	
	9	McWILLIAMS Gina	-	-	-	-	0.00	
	10	MILLER Kari	6	-	1	7	85.71	
	11	ALDRICH Allison	6	2	2	10	60.00	
	13	MILLAGE Nichole	1	-	1	2	50.00	
	15	LANCASTER Kendra	-	-	-	-	0.00	
	18	GOULDIE Alexandra	-	-	-	-	0.00	
	Team Totals			32	4	5	41	78.05

Legend:					
Avg	Average	Eff%	Efficiency	Succ %	Success %





CUMULATIVE STATISTICS BY SKILLS


队伍个人累积技术统计

USA - UNITED STATES of AMERICA

After 2 matches

Scoring Spikers	No	Name	Spikes	Faults	Shots	Total Attempts	Eff %	
	1	WEBSTER Lora	4	2	14	20	10.00	
	3	MAYMON Brenda	2	1	8	11	9.09	
	5	HOLLOWAY Katie	16	7	24	47	19.15	
	6	ERICKSON Heather	13	6	17	36	19.44	
	7	KRISS Sugui	-	-	-	-	0.00	
	8	LEWELLEN Hope	-	-	-	-	0.00	
	9	McWILLIAMS Gina	-	-	-	-	0.00	
	10	MILLER Kari	-	-	-	-	0.00	
	11	ALDRICH Allison	6	2	7	15	26.67	
	13	MILLAGE Nichole	1	-	5	6	16.67	
	15	LANCASTER Kendra	9	3	6	18	33.33	
	18	GOULDIE Alexandra	-	-	-	-	0.00	
	Team Totals			51	21	81	153	19.61

Scoring Blockers	No	Name	Kill Blocks	Faults	Rebounds	Total Attempts	Avg by Set	
	1	WEBSTER Lora	7	8	2	17	1.17	
	3	MAYMON Brenda	2	3	3	8	0.33	
	5	HOLLOWAY Katie	7	1	2	10	1.17	
	6	ERICKSON Heather	4	2	4	10	0.67	
	7	KRISS Sugui	-	-	-	-	0.00	
	8	LEWELLEN Hope	-	-	-	-	0.00	
	9	McWILLIAMS Gina	-	-	-	-	0.00	
	10	MILLER Kari	-	-	-	-	0.00	
	11	ALDRICH Allison	2	4	3	9	0.33	
	13	MILLAGE Nichole	3	1	3	7	0.50	
	15	LANCASTER Kendra	1	6	3	10	0.17	
	18	GOULDIE Alexandra	-	-	-	-	0.00	
	Team Totals			26	25	20	71	4.33

Scoring Servers	No	Name	Aces	Faults	Serve Hits	Total Attempts	Avg by Set	
	1	WEBSTER Lora	-	1	16	17	0.00	
	3	MAYMON Brenda	3	2	11	16	0.50	
	5	HOLLOWAY Katie	2	3	17	22	0.33	
	6	ERICKSON Heather	3	-	17	20	0.50	
	7	KRISS Sugui	-	-	-	-	0.00	
	8	LEWELLEN Hope	-	1	-	1	0.00	
	9	McWILLIAMS Gina	-	1	2	3	0.00	
	10	MILLER Kari	-	-	-	-	0.00	
	11	ALDRICH Allison	-	4	18	22	0.00	
	13	MILLAGE Nichole	3	1	4	8	0.50	
	15	LANCASTER Kendra	2	2	15	19	0.33	
	18	GOULDIE Alexandra	-	-	-	-	0.00	
	Team Totals			13	15	100	128	2.17

Team	Opponent Errors & Team Faults	39	6
------	-------------------------------	----	---





CUMULATIVE STATISTICS BY SKILLS


队伍个人累积技术统计

USA - UNITED STATES of AMERICA

After 2 matches

Non-scoring Diggers	No	Name	Digs	Faults	Receptions	Total Attempts	Avg by Set	
	1	WEBSTER Lora	10	10	7	27	1.67	
	3	MAYMON Brenda	4	4	4	12	0.67	
	5	HOLLOWAY Katie	19	2	8	29	3.17	
	6	ERICKSON Heather	9	6	2	17	1.50	
	7	KRISS Sugui	-	-	-	-	0.00	
	8	LEWELLEN Hope	-	-	-	-	0.00	
	9	McWILLIAMS Gina	-	-	-	-	0.00	
	10	MILLER Kari	9	7	6	22	1.50	
	11	ALDRICH Allison	4	7	4	15	0.67	
	13	MILLAGE Nichole	2	1	2	5	0.33	
	15	LANCASTER Kendra	1	2	3	6	0.17	
	18	GOULDIE Alexandra	-	-	-	-	0.00	
	Team Totals			58	39	36	133	9.67

Non-scoring Setters	No	Name	Running Sets	Faults	Still Sets	Total Attempts	Avg by Set	
	1	WEBSTER Lora	2	-	33	35	0.33	
	3	MAYMON Brenda	3	-	22	25	0.50	
	5	HOLLOWAY Katie	-	-	8	8	0.00	
	6	ERICKSON Heather	-	-	9	9	0.00	
	7	KRISS Sugui	-	-	-	-	0.00	
	8	LEWELLEN Hope	-	-	-	-	0.00	
	9	McWILLIAMS Gina	-	-	-	-	0.00	
	10	MILLER Kari	-	-	-	-	0.00	
	11	ALDRICH Allison	2	1	22	25	0.33	
	13	MILLAGE Nichole	-	-	10	10	0.00	
	15	LANCASTER Kendra	1	1	7	9	0.17	
	18	GOULDIE Alexandra	-	-	-	-	0.00	
	Team Totals			8	2	111	121	1.33

Non-scoring Receivers	No	Name	Excellents	Faults	Serve Receptions	Total Attempts	Succ %	
	1	WEBSTER Lora	23	-	1	24	95.83	
	3	MAYMON Brenda	7	3	-	10	70.00	
	5	HOLLOWAY Katie	11	-	3	14	78.57	
	6	ERICKSON Heather	12	2	3	17	70.59	
	7	KRISS Sugui	-	-	-	-	0.00	
	8	LEWELLEN Hope	-	-	-	-	0.00	
	9	McWILLIAMS Gina	-	-	-	-	0.00	
	10	MILLER Kari	16	1	4	21	76.19	
	11	ALDRICH Allison	14	3	4	21	66.67	
	13	MILLAGE Nichole	4	-	2	6	66.67	
	15	LANCASTER Kendra	-	-	-	-	0.00	
	18	GOULDIE Alexandra	-	-	-	-	0.00	
	Team Totals			87	9	17	113	76.99

Legend:					
Avg	Average	Eff%	Efficiency	Succ %	Success %





CUMULATIVE STATISTICS BY SKILLS


队伍个人累积技术统计

USA - UNITED STATES of AMERICA

After 3 matches

Scoring Spikers	No	Name	Spikes	Faults	Shots	Total Attempts	Eff %	
	1	WEBSTER Lora	6	3	17	26	11.54	
	3	MAYMON Brenda	6	3	9	18	16.67	
	5	HOLLOWAY Katie	19	8	25	52	21.15	
	6	ERICKSON Heather	18	9	19	46	19.57	
	7	KRISS Sugui	-	-	-	-	0.00	
	8	LEWELLEN Hope	-	2	-	2	0.00	
	9	McWILLIAMS Gina	3	2	5	10	10.00	
	10	MILLER Kari	-	-	-	-	0.00	
	11	ALDRICH Allison	12	3	10	25	36.00	
	13	MILLAGE Nichole	3	2	8	13	7.69	
	15	LANCASTER Kendra	11	4	9	24	29.17	
	18	GOULDIE Alexandra	-	1	3	4	0.00	
	Team Totals			78	37	105	220	18.64

Scoring Blockers	No	Name	Kill Blocks	Faults	Rebounds	Total Attempts	Avg by Set	
	1	WEBSTER Lora	7	8	2	17	0.78	
	3	MAYMON Brenda	3	4	6	13	0.33	
	5	HOLLOWAY Katie	9	2	4	15	1.00	
	6	ERICKSON Heather	6	3	6	15	0.67	
	7	KRISS Sugui	-	-	-	-	0.00	
	8	LEWELLEN Hope	-	-	-	-	0.00	
	9	McWILLIAMS Gina	1	1	1	3	0.11	
	10	MILLER Kari	-	-	-	-	0.00	
	11	ALDRICH Allison	3	4	7	14	0.33	
	13	MILLAGE Nichole	3	2	4	9	0.33	
	15	LANCASTER Kendra	2	6	3	11	0.22	
	18	GOULDIE Alexandra	-	-	1	1	0.00	
	Team Totals			34	30	34	98	3.78

Scoring Servers	No	Name	Aces	Faults	Serve Hits	Total Attempts	Avg by Set	
	1	WEBSTER Lora	-	1	21	22	0.00	
	3	MAYMON Brenda	4	4	15	23	0.44	
	5	HOLLOWAY Katie	4	4	20	28	0.44	
	6	ERICKSON Heather	5	-	29	34	0.56	
	7	KRISS Sugui	2	-	5	7	0.22	
	8	LEWELLEN Hope	-	1	1	2	0.00	
	9	McWILLIAMS Gina	1	2	6	9	0.11	
	10	MILLER Kari	-	-	-	-	0.00	
	11	ALDRICH Allison	6	4	29	39	0.67	
	13	MILLAGE Nichole	3	1	7	11	0.33	
	15	LANCASTER Kendra	2	3	15	20	0.22	
	18	GOULDIE Alexandra	-	-	6	6	0.00	
	Team Totals			27	20	154	201	3.00

Team	Opponent Errors & Team Faults	65	8
------	-------------------------------	----	---





CUMULATIVE STATISTICS BY SKILLS


队伍个人累积技术统计

USA - UNITED STATES of AMERICA

After 3 matches

Non-scoring Diggers	No	Name	Digs	Faults	Receptions	Total Attempts	Avg by Set	
	1	WEBSTER Lora	18	12	7	37	2.00	
	3	MAYMON Brenda	8	7	6	21	0.89	
	5	HOLLOWAY Katie	20	2	8	30	2.22	
	6	ERICKSON Heather	15	6	2	23	1.67	
	7	KRISS Sugui	-	-	-	-	0.00	
	8	LEWELLEN Hope	4	-	-	4	0.44	
	9	McWILLIAMS Gina	3	1	1	5	0.33	
	10	MILLER Kari	12	7	8	27	1.33	
	11	ALDRICH Allison	6	10	4	20	0.67	
	13	MILLAGE Nichole	5	1	2	8	0.56	
	15	LANCASTER Kendra	1	2	3	6	0.11	
	18	GOULDIE Alexandra	4	-	1	5	0.44	
	Team Totals			96	48	42	186	10.67

Non-scoring Setters	No	Name	Running Sets	Faults	Still Sets	Total Attempts	Avg by Set	
	1	WEBSTER Lora	3	-	38	41	0.33	
	3	MAYMON Brenda	3	-	46	49	0.33	
	5	HOLLOWAY Katie	-	-	9	9	0.00	
	6	ERICKSON Heather	-	1	10	11	0.00	
	7	KRISS Sugui	-	-	-	-	0.00	
	8	LEWELLEN Hope	-	-	-	-	0.00	
	9	McWILLIAMS Gina	1	-	3	4	0.11	
	10	MILLER Kari	-	-	1	1	0.00	
	11	ALDRICH Allison	2	1	31	34	0.22	
	13	MILLAGE Nichole	-	-	14	14	0.00	
	15	LANCASTER Kendra	1	1	7	9	0.11	
	18	GOULDIE Alexandra	-	-	1	1	0.00	
	Team Totals			10	3	160	173	1.11

Non-scoring Receivers	No	Name	Excellents	Faults	Serve Receptions	Total Attempts	Succ %	
	1	WEBSTER Lora	28	-	1	29	96.55	
	3	MAYMON Brenda	9	3	2	14	64.29	
	5	HOLLOWAY Katie	11	-	3	14	78.57	
	6	ERICKSON Heather	15	2	3	20	75.00	
	7	KRISS Sugui	3	-	-	3	100.00	
	8	LEWELLEN Hope	1	-	1	2	50.00	
	9	McWILLIAMS Gina	2	-	-	2	100.00	
	10	MILLER Kari	20	2	8	30	66.67	
	11	ALDRICH Allison	15	4	6	25	60.00	
	13	MILLAGE Nichole	6	-	2	8	75.00	
	15	LANCASTER Kendra	-	-	-	-	0.00	
	18	GOULDIE Alexandra	2	-	-	2	100.00	
	Team Totals			112	11	26	149	75.17

Legend:					
Avg	Average	Eff%	Efficiency	Succ %	Success %





CUMULATIVE STATISTICS BY SKILLS


队伍个人累积技术统计

USA - UNITED STATES of AMERICA

After 4 matches

Scoring Spikers	No	Name	Spikes	Faults	Shots	Total Attempts	Eff %	
	1	WEBSTER Lora	11	9	42	62	3.23	
	3	MAYMON Brenda	12	4	19	35	22.86	
	5	HOLLOWAY Katie	33	18	45	96	15.63	
	6	ERICKSON Heather	22	12	30	64	15.63	
	7	KRISS Sugui	-	-	-	-	0.00	
	8	LEWELLEN Hope	-	2	-	2	0.00	
	9	McWILLIAMS Gina	3	2	5	10	10.00	
	10	MILLER Kari	-	-	-	-	0.00	
	11	ALDRICH Allison	21	6	17	44	34.09	
	13	MILLAGE Nichole	11	4	23	38	18.42	
	15	LANCASTER Kendra	11	7	13	31	12.90	
	18	GOULDIE Alexandra	-	1	3	4	0.00	
	Team Totals			124	65	197	386	15.28

Scoring Blockers	No	Name	Kill Blocks	Faults	Rebounds	Total Attempts	Avg by Set	
	1	WEBSTER Lora	12	9	6	27	0.86	
	3	MAYMON Brenda	8	6	14	28	0.57	
	5	HOLLOWAY Katie	15	6	10	31	1.07	
	6	ERICKSON Heather	8	4	11	23	0.57	
	7	KRISS Sugui	-	-	-	-	0.00	
	8	LEWELLEN Hope	-	-	-	-	0.00	
	9	McWILLIAMS Gina	1	1	1	3	0.07	
	10	MILLER Kari	-	-	-	-	0.00	
	11	ALDRICH Allison	7	8	16	31	0.50	
	13	MILLAGE Nichole	8	4	13	25	0.57	
	15	LANCASTER Kendra	3	6	3	12	0.21	
	18	GOULDIE Alexandra	-	-	1	1	0.00	
	Team Totals			62	44	75	181	4.43

Scoring Servers	No	Name	Aces	Faults	Serve Hits	Total Attempts	Avg by Set	
	1	WEBSTER Lora	-	2	32	34	0.00	
	3	MAYMON Brenda	4	6	29	39	0.29	
	5	HOLLOWAY Katie	7	4	41	52	0.50	
	6	ERICKSON Heather	9	3	54	66	0.64	
	7	KRISS Sugui	2	-	5	7	0.14	
	8	LEWELLEN Hope	-	1	1	2	0.00	
	9	McWILLIAMS Gina	1	2	6	9	0.07	
	10	MILLER Kari	-	-	-	-	0.00	
	11	ALDRICH Allison	8	6	39	53	0.57	
	13	MILLAGE Nichole	3	2	19	24	0.21	
	15	LANCASTER Kendra	2	3	16	21	0.14	
	18	GOULDIE Alexandra	-	-	6	6	0.00	
	Team Totals			36	29	248	313	2.57

Team	Opponent Errors & Team Faults	94	9
------	-------------------------------	----	---





CUMULATIVE STATISTICS BY SKILLS


队伍个人累积技术统计

USA - UNITED STATES of AMERICA

After 4 matches

Non-scoring Diggers	No	Name	Digs	Faults	Receptions	Total Attempts	Avg by Set	
	1	WEBSTER Lora	45	15	14	74	3.21	
	3	MAYMON Brenda	15	15	14	44	1.07	
	5	HOLLOWAY Katie	39	9	15	63	2.79	
	6	ERICKSON Heather	26	15	7	48	1.86	
	7	KRISS Sugui	-	-	-	-	0.00	
	8	LEWELLEN Hope	4	-	-	4	0.29	
	9	McWILLIAMS Gina	3	1	1	5	0.21	
	10	MILLER Kari	14	8	8	30	1.00	
	11	ALDRICH Allison	15	15	10	40	1.07	
	13	MILLAGE Nichole	22	8	6	36	1.57	
	15	LANCASTER Kendra	2	3	3	8	0.14	
	18	GOULDIE Alexandra	4	-	1	5	0.29	
	Team Totals			189	89	79	357	13.50

Non-scoring Setters	No	Name	Running Sets	Faults	Still Sets	Total Attempts	Avg by Set	
	1	WEBSTER Lora	4	-	51	55	0.29	
	3	MAYMON Brenda	5	1	79	85	0.36	
	5	HOLLOWAY Katie	2	-	27	29	0.14	
	6	ERICKSON Heather	-	2	34	36	0.00	
	7	KRISS Sugui	-	-	-	-	0.00	
	8	LEWELLEN Hope	-	-	-	-	0.00	
	9	McWILLIAMS Gina	1	-	3	4	0.07	
	10	MILLER Kari	-	-	1	1	0.00	
	11	ALDRICH Allison	3	1	47	51	0.21	
	13	MILLAGE Nichole	2	1	30	33	0.14	
	15	LANCASTER Kendra	1	1	9	11	0.07	
	18	GOULDIE Alexandra	-	-	1	1	0.00	
	Team Totals			18	6	282	306	1.29

Non-scoring Receivers	No	Name	Excellents	Faults	Serve Receptions	Total Attempts	Succ %	
	1	WEBSTER Lora	43	2	2	47	91.49	
	3	MAYMON Brenda	27	9	4	40	67.50	
	5	HOLLOWAY Katie	16	3	5	24	66.67	
	6	ERICKSON Heather	32	3	6	41	78.05	
	7	KRISS Sugui	3	-	-	3	100.00	
	8	LEWELLEN Hope	1	-	1	2	50.00	
	9	McWILLIAMS Gina	2	-	-	2	100.00	
	10	MILLER Kari	22	4	9	35	62.86	
	11	ALDRICH Allison	28	5	7	40	70.00	
	13	MILLAGE Nichole	11	-	2	13	84.62	
	15	LANCASTER Kendra	-	-	-	-	0.00	
	18	GOULDIE Alexandra	2	-	-	2	100.00	
	Team Totals			187	26	36	249	75.10

Legend:					
Avg	Average	Eff%	Efficiency	Succ %	Success %





CUMULATIVE STATISTICS BY SKILLS


队伍个人累积技术统计

USA - UNITED STATES of AMERICA

After 5 matches

Scoring Spikers		No	Name	Spikes	Faults	Shots	Total Attempts	Eff %
	1	WEBSTER Lora	15	11	52	78	5.13	
	3	MAYMON Brenda	15	6	24	45	20.00	
	5	HOLLOWAY Katie	38	22	59	119	13.45	
	6	ERICKSON Heather	24	15	34	73	12.33	
	7	KRISS Sugui	-	-	-	-	0.00	
	8	LEWELLEN Hope	-	2	-	2	0.00	
	9	McWILLIAMS Gina	3	3	6	12	0.00	
	10	MILLER Kari	-	-	-	-	0.00	
	11	ALDRICH Allison	23	11	24	58	20.69	
	13	MILLAGE Nichole	12	5	24	41	17.07	
	15	LANCASTER Kendra	13	11	16	40	5.00	
	18	GOULDIE Alexandra	-	1	3	4	0.00	
	Team Totals			143	87	242	472	11.86

Scoring Blockers		No	Name	Kill Blocks	Faults	Rebounds	Total Attempts	Avg by Set
	1	WEBSTER Lora	13	9	9	31	0.76	
	3	MAYMON Brenda	10	7	17	34	0.59	
	5	HOLLOWAY Katie	17	8	14	39	1.00	
	6	ERICKSON Heather	8	4	14	26	0.47	
	7	KRISS Sugui	-	-	-	-	0.00	
	8	LEWELLEN Hope	-	-	-	-	0.00	
	9	McWILLIAMS Gina	3	1	2	6	0.18	
	10	MILLER Kari	-	-	-	-	0.00	
	11	ALDRICH Allison	7	13	19	39	0.41	
	13	MILLAGE Nichole	8	4	14	26	0.47	
	15	LANCASTER Kendra	3	10	3	16	0.18	
	18	GOULDIE Alexandra	-	-	1	1	0.00	
	Team Totals			69	56	93	218	4.06

Scoring Servers		No	Name	Aces	Faults	Serve Hits	Total Attempts	Avg by Set
	1	WEBSTER Lora	1	2	41	44	0.06	
	3	MAYMON Brenda	4	7	33	44	0.24	
	5	HOLLOWAY Katie	8	5	47	60	0.47	
	6	ERICKSON Heather	11	3	64	78	0.65	
	7	KRISS Sugui	2	-	5	7	0.12	
	8	LEWELLEN Hope	-	1	1	2	0.00	
	9	McWILLIAMS Gina	1	2	11	14	0.06	
	10	MILLER Kari	-	-	-	-	0.00	
	11	ALDRICH Allison	8	6	44	58	0.47	
	13	MILLAGE Nichole	3	2	21	26	0.18	
	15	LANCASTER Kendra	2	4	17	23	0.12	
	18	GOULDIE Alexandra	-	-	6	6	0.00	
	Team Totals			40	32	290	362	2.35


Team	Opponent Errors & Team Faults	112	10
------	-------------------------------	-----	----





CUMULATIVE STATISTICS BY SKILLS

队伍个人累积技术统计

USA - UNITED STATES of AMERICA After 5 matches

Non-scoring Diggers	No	Name	Digs	Faults	Receptions	Total Attempts	Avg by Set	
	1	WEBSTER Lora	56	22	15	93	3.29	
	3	MAYMON Brenda	16	18	19	53	0.94	
	5	HOLLOWAY Katie	46	13	15	74	2.71	
	6	ERICKSON Heather	30	19	9	58	1.76	
	7	KRISS Sugui	-	-	-	-	0.00	
	8	LEWELLEN Hope	4	-	-	4	0.24	
	9	McWILLIAMS Gina	3	3	1	7	0.18	
	10	MILLER Kari	16	10	10	36	0.94	
	11	ALDRICH Allison	21	19	12	52	1.24	
	13	MILLAGE Nichole	22	8	6	36	1.29	
	15	LANCASTER Kendra	2	3	3	8	0.12	
	18	GOULDIE Alexandra	4	-	1	5	0.24	
	Team Totals			220	115	91	426	12.94

Non-scoring Setters	No	Name	Running Sets	Faults	Still Sets	Total Attempts	Avg by Set	
	1	WEBSTER Lora	5	-	62	67	0.29	
	3	MAYMON Brenda	5	1	91	97	0.29	
	5	HOLLOWAY Katie	3	-	39	42	0.18	
	6	ERICKSON Heather	1	3	46	50	0.06	
	7	KRISS Sugui	-	-	-	-	0.00	
	8	LEWELLEN Hope	-	-	-	-	0.00	
	9	McWILLIAMS Gina	1	1	4	6	0.06	
	10	MILLER Kari	-	-	1	1	0.00	
	11	ALDRICH Allison	3	1	55	59	0.18	
	13	MILLAGE Nichole	2	1	31	34	0.12	
	15	LANCASTER Kendra	3	1	11	15	0.18	
	18	GOULDIE Alexandra	-	-	1	1	0.00	
	Team Totals			23	8	341	372	1.35

Non-scoring Receivers	No	Name	Excellents	Faults	Serve Receptions	Total Attempts	Succ %	
	1	WEBSTER Lora	53	4	2	59	89.83	
	3	MAYMON Brenda	37	11	5	53	69.81	
	5	HOLLOWAY Katie	21	3	6	30	70.00	
	6	ERICKSON Heather	42	6	7	55	76.36	
	7	KRISS Sugui	3	-	-	3	100.00	
	8	LEWELLEN Hope	1	-	1	2	50.00	
	9	McWILLIAMS Gina	2	-	-	2	100.00	
	10	MILLER Kari	34	6	9	49	69.39	
	11	ALDRICH Allison	30	5	7	42	71.43	
	13	MILLAGE Nichole	13	-	2	15	86.67	
	15	LANCASTER Kendra	2	-	-	2	100.00	
	18	GOULDIE Alexandra	2	-	-	2	100.00	
	Team Totals			240	35	39	314	76.43

Legend:					
Avg	Average	Eff%	Efficiency	Succ %	Success %



UNIFORM COLOURS As of 12 SEP 2008

比赛服颜色

O-1

Date	Start Time	Match No.	Phase	Teams - Colours		Location
SAT 13 SEP	10:00	17	7-8 Classification	LAT -RED	vs JPN -BLACK	CAU Gymnasium
	16:00	18	5-6 Classification	UKR -WHITE	vs LTU -YELLOW	CAU Gymnasium
SUN 14 SEP	16:00	19	Bronze Medal	NED -ORANGE	vs SLO -BLUE	CAU Gymnasium
	18:00	20	Gold Medal	USA -RED	vs CHN -WHITE	CAU Gymnasium



START LIST

参赛名单

USA vs CHN

P1

First Referee: JUNG Malsoon (KOR)

Second Referee: HELAC Senad (BIH)

USA - UNITED STATES of AMERICA Uniform Colour: RED

No	C/L	Name	Sport Class	Date of Birth	Tournament Totals				
					Spike	Block	Serve	Total	%
1		WEBSTER Lora	D	26 AUG 1986	11	12	0	23	10.36
3	C	MAYMON Brenda	D	4 JUN 1985	12	8	4	24	10.81
5		HOLLOWAY Katie	D	8 JUN 1986	33	15	7	55	24.77
6		ERICKSON Heather	D	9 MAY 1993	22	8	9	39	17.57
7		KRISS Sugui	D	6 JUL 1987	0	0	2	2	0.90
8		LEWELLEN Hope	D	20 APR 1967	0	0	0	0	0.00
9		McWILLIAMS Gina	D	16 JUL 1965	3	1	1	5	2.25
10	L	MILLER Kari	D	16 APR 1977	0	0	0	0	0.00
11		ALDRICH Allison	D	19 JAN 1988	21	7	8	36	16.22
13		MILLAGE Nichole	D	27 MAR 1977	11	8	3	22	9.91
15		LANCASTER Kendra	D	2 JUL 1987	11	3	2	16	7.21
18		GOULDIE Alexandra	D	13 MAY 1991	0	0	0	0	0.00

Head Coach: HULETT Michael (USA)

Assistant: van de WALLE Denise (USA)

Results in these
Paralympic Games

Phase	Opponent	Sets	Points per Set
Semifinals	NED	3 - 2	19-25, 25-23, 28-26, 25-27, 15-10
Preliminary-Pool B	LAT	3 - 0	25-12, 25-17, 25-11
Preliminary-Pool B	CHN	0 - 3	14-25, 21-25, 19-25
Preliminary-Pool B	LTU	3 - 0	25-15, 25-18, 25-9

CHN - CHINA Uniform Colour: WHITE

No	C/L	Name	Sport Class	Date of Birth	Tournament Totals				
					Spike	Block	Serve	Total	%
1		LIU Lijuan	D	15 JUN 1984	0	0	0	0	0.00
2	C	LU Hongqin	D	4 OCT 1980	8	6	11	25	11.47
3		TAN Yanhua	D	10 OCT 1987	25	3	8	36	16.51
4		LIANG Fen	D	1 JUN 1979	0	0	0	0	0.00
5		ZHONG Haihong	D	2 JAN 1978	0	0	0	0	0.00
6	L	ZHENG Xiongying	D	1 MAY 1975	0	0	0	0	0.00
7		LU Chunli	D	23 MAR 1978	1	0	1	2	0.92
8		LI Liping	D	3 JUL 1982	3	7	2	12	5.50
9		ZHANG Xufei	D	28 AUG 1984	13	5	12	30	13.76
10		YANG Yanling	D	2 NOV 1980	0	1	1	2	0.92
11		ZHANG Lijun	D	31 AUG 1985	20	2	6	28	12.84
12		SHENG Yuhong	MD	21 MAR 1971	64	8	11	83	38.07

Head Coach: ZHANG Jun (CHN)

Assistant: MA Dongmei (CHN)

Results in these
Paralympic Games

Phase	Opponent	Sets	Points per Set
Semifinals	SLO	3 - 0	25-21, 25-12, 25-19
Preliminary-Pool B	USA	3 - 0	25-14, 25-21, 25-19
Preliminary-Pool B	LTU	3 - 0	25-18, 25-17, 25-14
Preliminary-Pool B	LAT	3 - 0	25-4, 25-7, 25-16

Legend:

% Percent of total team scoring C Team Captain L Libero Player



PLAY BY PLAY

比赛回合文字播报

Match Duration: 1h07m
Spectators: 5,500

USA vs CHN
0 vs 3

Team	Sets	1	2	3	Total
USA	0	14	19	15	48
CHN	3	25	25	25	75
	Playing Time	19m	23m	19m	1h01m

First Referee: JUNG Malsoon (KOR)

Second Referee: HELAC Senad (BIH)

SET 1

Rally	USA - United States of America			Lead	Score	Lead	CHN - People's Republic of China		
1	Spike	3 MAYMON B	Spike +	1	1-0		Serve	3 TAN Y	Serve Hit
							Block	9 ZHANG X	Fault
2	Serve	1 WEBSTER L	Serve Hit						
			Opp error +	2	2-0		Spike	2 LU H	Fault
3	Serve	1 WEBSTER L	Serve Hit						
	Set	6 ERICKSON H	Fault	1	2-1	+			Opp error
4	Spike	3 MAYMON B	Fault				Serve	2 LU H	Serve Hit
					2-2	+			Opp error
5	Block	3 MAYMON B	Fault			1	Serve	2 LU H	Serve Hit
					2-3	+	Spike	12 SHENG Y	Spike
6	Spike	5 HOLLOWAY K	Spike +				Serve	2 LU H	Serve Hit
					3-3		Block	8 LI L	Fault
7	Serve	6 ERICKSON H	Aces +	1	4-3		Reception	2 LU H	Fault
8	Serve	6 ERICKSON H	Serve Hit						
			Opp error +	2	5-3		Spike	12 SHENG Y	Fault
9	Serve	6 ERICKSON H	Serve Hit						
	Spike	15 LANCASTER K	Spike +	3	6-3		Dig	8 LI L	Fault
10	Serve	6 ERICKSON H	Serve Hit						
	Block	15 LANCASTER K	Fault	2	6-4	+	Spike	12 SHENG Y	Spike
11	Block	15 LANCASTER K	Fault	1	6-5	+	Serve	9 ZHANG X	Serve Hit
						+	Spike	12 SHENG Y	Spike
12			Opp error +	2	7-5		Serve	9 ZHANG X	Serve Hit
							Spike	12 SHENG Y	Fault
13	Serve	3 MAYMON B	Fault	1	7-6	+			Opp error
14	Reception	3 MAYMON B	Fault			+	Serve	12 SHENG Y	Aces
15	Block	11 ALDRICH A	Fault			1	Serve	12 SHENG Y	Aces
						+	Serve	12 SHENG Y	Serve Hit
16			Opp error +				Spike	3 TAN Y	Fault
17	Serve	5 HOLLOWAY K	Fault			1			Opp error
18	Spike	15 LANCASTER K	Fault			2	Serve	8 LI L	Serve Hit
						+			Opp error
19	Reception	3 MAYMON B	Fault			3	Serve	8 LI L	Serve Hit
						+			Opp error
	Sub	3 MAYMON B	Out						
		13 MILLAGE N	In						
20	Spike	15 LANCASTER K	Spike +			2	Serve	8 LI L	Serve Hit
							Block	3 TAN Y	Fault
21	Serve	15 LANCASTER K	Serve Hit						
	Dig	5 HOLLOWAY K	Fault			3	Serve	3 TAN Y	Spike
						+	Spike	3 TAN Y	Spike



PLAY BY PLAY

比赛回合文字播报

SET 1

Rally	USA - United States of America			Lead	Score	Lead	CHN - People's Republic of China			
22	Spike	11 ALDRICH A	Fault		9-13	4	+	Serve	11 ZHANG L	Serve Hit
										Opp error
23			Opp error	+	10-13	3		Serve	11 ZHANG L	Serve Hit
								Spike	12 SHENG Y	Fault
24	Serve	11 ALDRICH A	Serve Hit							
	Spike	1 WEBSTER L	Fault		10-14	4	+			Opp error
25	Spike	13 MILLAGE N	Spike	+	11-14	3		Serve	3 TAN Y	Serve Hit
								Block	9 ZHANG X	Fault
26	Serve	1 WEBSTER L	Aces	+	12-14	2		Reception	3 TAN Y	Fault
								TIMEOUT		
27	Serve	1 WEBSTER L	Serve Hit							
	Dig	5 HOLLOWAY K	Fault		12-15	3	+	Spike	12 SHENG Y	Spike
28	Spike	5 HOLLOWAY K	Fault		12-16	4	+	Serve	2 LU H	Serve Hit
										Opp error
29	Block	5 HOLLOWAY K	Kill Block	+	13-16	3		Serve	2 LU H	Fault
30	Serve	6 ERICKSON H	Serve Hit							
	Spike	15 LANCASTER K	Fault		13-17	4	+			Opp error
31	Spike	6 ERICKSON H	Fault		13-18	5	+	Serve	9 ZHANG X	Serve Hit
										Opp error
								TIMEOUT		
32	Spike	13 MILLAGE N	Fault		13-19	6	+	Serve	9 ZHANG X	Serve Hit
								Block	11 ZHANG L	Kill Block
33			Opp error	+	14-19	5		Serve	9 ZHANG X	Serve Hit
								Set	8 LI L	Fault
34	Serve	13 MILLAGE N	Serve Hit							
	Dig	6 ERICKSON H	Fault		14-20	6	+	Spike	12 SHENG Y	Spike
35	Reception	6 ERICKSON H	Fault		14-21	7	+	Serve	12 SHENG Y	Aces
36	Spike	5 HOLLOWAY K	Fault		14-22	8	+	Serve	12 SHENG Y	Serve Hit
								Block	11 ZHANG L	Kill Block
37	Spike	11 ALDRICH A	Fault		14-23	9	+	Serve	12 SHENG Y	Serve Hit
										Opp error
								TIMEOUT		
38	Reception	10 MILLER K	Fault		14-24	10	+	Serve	12 SHENG Y	Aces
	Sub	13 MILLAGE N	Out							
		3 MAYMON B	In							
39	Spike	11 ALDRICH A	Fault		14-25	11	+	Serve	12 SHENG Y	Serve Hit
								Block	8 LI L	Kill Block

SET 2

Rally	USA - United States of America			Lead	Score	Lead	CHN - People's Republic of China			
40	Serve	5 HOLLOWAY K	Serve Hit							
			Opp error	+	1	1-0		Block	9 ZHANG X	Fault
41	Serve	5 HOLLOWAY K	Serve Hit							
	Spike	11 ALDRICH A	Fault		1-1		+			Opp error
42	Spike	1 WEBSTER L	Spike	+	1	2-1		Serve	2 LU H	Serve Hit
								Block	9 ZHANG X	Fault
43	Serve	15 LANCASTER K	Fault		2-2		+			Opp error
44			Opp error	+	1	3-2		Serve	9 ZHANG X	Serve Hit
								Spike	12 SHENG Y	Fault



PLAY BY PLAY

比赛回合文字播报

SET 2

Rally	USA - United States of America			Lead	Score	Lead	CHN - People's Republic of China			
	Serve	11 ALDRICH A	Serve Hit							
45	Dig	5 HOLLOWAY K	Fault		3-3		+ Spike	12 SHENG Y	Spike	
46	Reception	10 MILLER K	Fault		3-4	1	+ Serve	12 SHENG Y	Aces	
47			Opp error	+	4-4		Serve	12 SHENG Y	Serve Hit	
							Spike	3 TAN Y	Fault	
48	Serve	1 WEBSTER L	Serve Hit							
	Spike	11 ALDRICH A	Spike	+	1	5-4	Dig	9 ZHANG X	Fault	
49	Serve	1 WEBSTER L	Serve Hit							
	Dig	10 MILLER K	Fault		5-5		+ Spike	12 SHENG Y	Spike	
50	Spike	5 HOLLOWAY K	Spike	+	1	6-5	Serve	8 LI L	Serve Hit	
							Dig	9 ZHANG X	Fault	
51	Serve	6 ERICKSON H	Aces	+	2	7-5	Reception	9 ZHANG X	Fault	
52	Serve	6 ERICKSON H	Serve Hit							
	Spike	15 LANCASTER K	Fault		1	7-6			Opp error	
53	Spike	5 HOLLOWAY K	Fault				Serve	11 ZHANG L	Serve Hit	
							+ Block	3 TAN Y	Kill Block	
54	Spike	6 ERICKSON H	Fault			7-8	1	+ Serve	11 ZHANG L	Aces
55	Block	15 LANCASTER K	Fault			7-9	2	+ Serve	11 ZHANG L	Aces
56	Reception	6 ERICKSON H	Fault			7-10	3	+ Serve	11 ZHANG L	Aces
57	Block	5 HOLLOWAY K	Fault			7-11	4	+ Block	2 LU H	Kill Block
58			Opp error	+		8-11	3	Serve	11 ZHANG L	Serve Hit
								Block	9 ZHANG X	Fault
59	Serve	3 MAYMON B	Serve Hit							
	Block	15 LANCASTER K	Fault		8-12	4			Opp error	
60	Dig	11 ALDRICH A	Fault			8-13	5	+ Serve	3 TAN Y	Serve Hit
								+ Spike	12 SHENG Y	Spike
61			Opp error	+		9-13	4	Serve	3 TAN Y	Fault
62	Serve	5 HOLLOWAY K	Aces	+		10-13	3	Block	9 ZHANG X	Fault
63	Serve	5 HOLLOWAY K	Serve Hit							
	Dig	6 ERICKSON H	Fault		10-14	4	+ Spike	12 SHENG Y	Spike	
64	Block	11 ALDRICH A	Fault			10-15	5	+ Serve	2 LU H	Serve Hit
								+ Spike	12 SHENG Y	Spike
	TIMEOUT									
65	Block	11 ALDRICH A	Fault			10-16	6	+ Serve	2 LU H	Serve Hit
									Opp error	
	Sub	15 LANCASTER K	Out							
		9 McWILLIAMS G	In							
66			Opp error	+		11-16	5	Serve	2 LU H	Serve Hit
								Set	2 LU H	Fault
67	Serve	9 McWILLIAMS G	Serve Hit							
	Spike	6 ERICKSON H	Fault		11-17	6			Opp error	
68	Spike	1 WEBSTER L	Spike	+		12-17	5	Serve	9 ZHANG X	Serve Hit
								Dig	3 TAN Y	Fault
69	Serve	11 ALDRICH A	Serve Hit							
	Dig	10 MILLER K	Fault		12-18	6	+ Spike	12 SHENG Y	Spike	
70	Spike	3 MAYMON B	Spike	+		13-18	5	Serve	12 SHENG Y	Serve Hit
								Dig	2 LU H	Fault



PLAY BY PLAY

比赛回合文字播报

SET 2

Rally	USA - United States of America				Lead	Score	Lead	CHN - People's Republic of China			
71	Serve	1 WEBSTER L	Serve Hit								
		T E A M	Fault		13-19	6	+	Spike	3 TAN Y	Spike	
72	Block	3 MAYMON B	Kill Block	+		14-19	5	Serve	8 LI L	Fault	
73	Serve	6 ERICKSON H	Serve Hit								
			Opp error	+		15-19	4	Spike	12 SHENG Y	Fault	
74	Serve	6 ERICKSON H	Serve Hit								
	Spike	5 HOLLOWAY K	Spike	+		16-19	3		T E A M	Fault	
									T I M E O U T		
75	Serve	6 ERICKSON H	Serve Hit								
	Dig	1 WEBSTER L	Fault			16-20	4	+	Spike	11 ZHANG L	Spike
76	Block	3 MAYMON B	Kill Block	+		17-20	3	Serve	11 ZHANG L	Fault	
77	Serve	3 MAYMON B	Serve Hit								
	Dig	1 WEBSTER L	Fault			17-21	4	+	Spike	12 SHENG Y	Spike
78	Spike	11 ALDRICH A	Fault			17-22	5	+	Serve	3 TAN Y	Serve Hit
										Opp error	
79	Block	5 HOLLOWAY K	Kill Block	+		18-22	4	Serve	3 TAN Y	Serve Hit	
								Dig	9 ZHANG X	Fault	
80	Serve	5 HOLLOWAY K	Serve Hit								
	Dig	3 MAYMON B	Fault			18-23	5	+	Spike	2 LU H	Spike
									T I M E O U T		
81	Dig	1 WEBSTER L	Fault			18-24	6	+	Serve	2 LU H	Serve Hit
									Spike	12 SHENG Y	Spike
	Sub	11 ALDRICH A	Out								
		13 MILLAGE N	In								
82			Opp error	+		19-24	5	Serve	2 LU H	Serve Hit	
								Spike	12 SHENG Y	Fault	
83	Serve	9 McWILLIAMS G	Serve Hit								
	Dig	5 HOLLOWAY K	Fault			19-25	6	+	Spike	12 SHENG Y	Spike

SET 3

Rally	USA - United States of America				Lead	Score	Lead	CHN - People's Republic of China			
84	Block	9 McWILLIAMS G	Kill Block	+	1	1-0		Serve	3 TAN Y	Serve Hit	
								Dig	8 LI L	Fault	
85	Serve	9 McWILLIAMS G	Serve Hit								
	Set	9 McWILLIAMS G	Fault			1-1		+		Opp error	
86	Spike	6 ERICKSON H	Spike	+	1	2-1		Serve	2 LU H	Serve Hit	
								Block	8 LI L	Fault	
87	Serve	11 ALDRICH A	Serve Hit								
	Spike	3 MAYMON B	Fault			2-2		+		Opp error	
88	Spike	3 MAYMON B	Spike	+	1	3-2		Serve	9 ZHANG X	Serve Hit	
								Dig	9 ZHANG X	Fault	
89	Serve	1 WEBSTER L	Serve Hit								
	Dig	11 ALDRICH A	Fault			3-3		+	Spike	11 ZHANG L	Spike
90	Spike	5 HOLLOWAY K	Spike	+	1	4-3		Serve	12 SHENG Y	Serve Hit	
								Dig	9 ZHANG X	Fault	
91	Serve	6 ERICKSON H	Serve Hit								
	Dig	11 ALDRICH A	Fault			4-4		+	Spike	12 SHENG Y	Spike
92	Block	9 McWILLIAMS G	Kill Block	+	1	5-4		Serve	8 LI L	Serve Hit	
								Dig	8 LI L	Fault	



PLAY BY PLAY

比赛回合文字播报

SET 3

Rally	USA - United States of America			Lead	Score	Lead	CHN - People's Republic of China		
	Serve	3 MAYMON B	Serve Hit						
93	Block	11 ALDRICH A	Fault		5-5		+ Spike	11 ZHANG L	Spike
94	Reception	1 WEBSTER L	Fault		5-6	1	+ Serve	11 ZHANG L	Aces
							Serve	11 ZHANG L	Serve Hit
95	Block	5 HOLLOWAY K	Fault		5-7	2	+ Spike	12 SHENG Y	Spike
							Serve	11 ZHANG L	Serve Hit
96	Dig	6 ERICKSON H	Fault		5-8	3	+ Block	2 LU H	Kill Block
							Serve	11 ZHANG L	Serve Hit
97	Spike	9 McWILLIAMS G	Fault		5-9	4	+		Opp error
98	Reception	6 ERICKSON H	Fault		5-10	5	+ Serve	11 ZHANG L	Aces
							Serve	11 ZHANG L	Serve Hit
99	Block	11 ALDRICH A	Fault		5-11	6	+ Spike	3 TAN Y	Spike
							Serve	11 ZHANG L	Serve Hit
100	Spike	11 ALDRICH A	Spike +		6-11	5		T E A M	Fault
	Serve	5 HOLLOWAY K	Serve Hit						
101	Dig	3 MAYMON B	Fault		6-12	6	+ Spike	12 SHENG Y	Spike
							Serve	3 TAN Y	Serve Hit
102	Spike	1 WEBSTER L	Spike +		7-12	5	Dig	8 LI L	Fault
	Serve	9 McWILLIAMS G	Serve Hit						
103	Dig	3 MAYMON B	Fault		7-13	6	+ Spike	9 ZHANG X	Spike
							Serve	2 LU H	Serve Hit
104	Spike	6 ERICKSON H	Spike +		8-13	5	Block	9 ZHANG X	Fault
	Serve	11 ALDRICH A	Serve Hit						
105	Dig	11 ALDRICH A	Fault		8-14	6	+ Spike	12 SHENG Y	Spike
							Serve	9 ZHANG X	Serve Hit
106	Block	1 WEBSTER L	Kill Block +		9-14	5	Spike	11 ZHANG L	Fault
	Serve	1 WEBSTER L	Serve Hit						
107	Dig	1 WEBSTER L	Fault		9-15	6	+ Spike	12 SHENG Y	Spike
							Serve	12 SHENG Y	Serve Hit
108	Spike	5 HOLLOWAY K	Spike +		10-15	5	Block	8 LI L	Fault
	Serve	6 ERICKSON H	Serve Hit						
109	Spike	5 HOLLOWAY K	Fault		10-16	6	+ Block	11 ZHANG L	Kill Block
							Serve	8 LI L	Serve Hit
110			Opp error +		11-16	5	Block	2 LU H	Fault
	Serve	3 MAYMON B	Serve Hit						
111	Dig	6 ERICKSON H	Fault		11-17	6	+ Spike	2 LU H	Spike
							Serve	11 ZHANG L	Fault
112			Opp error +		12-17	5			
	Serve	5 HOLLOWAY K	Serve Hit						
113	Dig	9 McWILLIAMS G	Fault		12-18	6	+ Spike	9 ZHANG X	Spike
							Serve	3 TAN Y	Serve Hit
114			Opp error +		13-18	5	Spike	9 ZHANG X	Fault
	Serve	9 McWILLIAMS G	Serve Hit						
115	Dig	9 McWILLIAMS G	Fault		13-19	6	+ Spike	12 SHENG Y	Spike
	Sub	11 ALDRICH A	Out						
		13 MILLAGE N	In						
							Serve	2 LU H	Serve Hit
116	Spike	1 WEBSTER L	Fault		13-20	7	+		Opp error
							Serve	2 LU H	Serve Hit
117	Spike	1 WEBSTER L	Spike +		14-20	6		T E A M	Fault



PLAY BY PLAY

比赛回合文字播报

SET 3

Rally	USA - United States of America			Lead	Score	Lead	CHN - People's Republic of China		
118	Serve	13 MILLAGE N	Serve Hit						
	Dig	1 WEBSTER L	Fault		14-21	7	+	Spike	9 ZHANG X Spike
	Sub	3 MAYMON B	Out						
		15 LANCASTER K	In						
119			Opp error +		15-21	6		Serve	9 ZHANG X Serve Hit
								Spike	12 SHENG Y Fault
120	Serve	1 WEBSTER L	Serve Hit						
	Dig	1 WEBSTER L	Fault		15-22	7	+	Spike	12 SHENG Y Spike
121	Spike	15 LANCASTER K	Fault		15-23	8	+	Serve	12 SHENG Y Serve Hit
								Block	11 ZHANG L Kill Block
	TIMEOUT								
122	Dig	1 WEBSTER L	Fault		15-24	9	+	Serve	12 SHENG Y Serve Hit
								Spike	12 SHENG Y Spike
123	Reception	1 WEBSTER L	Fault		15-25	10	+	Serve	12 SHENG Y Aces

Legend:

+ Point scored by team **Opp** Opponent **Sub** Substitution



MATCH RESULT

比赛结果表

P2

Match Duration: 1h07m
Spectators: 5,500

USA vs CHN
0 vs 3

Team	Sets	1	2	3	Total
USA	0	14	19	15	48
CHN	3	25	25	25	75
Playing Time		19m	23m	19m	1h01m

First Referee: JUNG Malsoon (KOR)

Second Referee: HELAC Senad (BIH)

USA - UNITED STATES of AMERICA								
No	C/L	Name	1	2	3	4	5	Pts
1		WEBSTER Lora	2	4	4			6
3	C	MAYMON Brenda	4	6	6			5
5		HOLLOWAY Katie	5	1	1			8
6		ERICKSON Heather	3	5	5			4
7		KRISS Sugui						0
8		LEWELLEN Hope						0
9		McWILLIAMS Gina		15	2			2
10	L	MILLER Kari	L	L	L			0
11		ALDRICH Allison	1	3	3			2
13		MILLAGE Nichole	3	11	11			1
15		LANCASTER Kendra	6	2	3			2
18		GOULDIE Alexandra						0
Head Coach:		HULETT Michael (USA)						
Assistant Coach:		van de WALLE Denise (USA)						

CHN - CHINA								
No	C/L	Name	1	2	3	4	5	Pts
1		LIU Lijuan						0
2	C	LU Hongqin	2	2	2			4
3		TAN Yanhua	1	1	1			4
4		LIANG Fen						0
5		ZHONG Haihong						0
6	L	ZHENG Xiongying	L	L	L			0
7		LU Chunli						0
8		LI Liping	5	5	5			1
9		ZHANG Xufei	3	3	3			3
10		YANG Yanling						0
11		ZHANG Lijun	6	6	6			12
12		SHENG Yuhong	4	4	4			28
Head Coach:		ZHANG Jun (CHN)						
Assistant Coach:		MA Dongmei (CHN)						

TEAM AND PLAYER PERFORMANCES

Won	Total Atts	No	Name
19	86	Total Team	
5	23	5	HOLLOWAY Katie
4	16	1	WEBSTER Lora
3	10	3	MAYMON Brenda
7	37	Total Team	
2	8	5	HOLLOWAY Katie
2	6	3	MAYMON Brenda
2	3	9	McWILLIAMS Gina
4	49	Total Team	
2	12	6	ERICKSON Heather
1	10	1	WEBSTER Lora
1	8	5	HOLLOWAY Katie
18		Total Team	
48	172	Total Team	
8	39	5	HOLLOWAY Katie

Scoring Skills
Spike
Block
Serve
Opp Error
Total
Best Scorer

Won	Total Atts	No	Name
33	76	Total Team	
22	38	12	SHENG Yuhong
3	11	3	TAN Yanhua
3	7	9	ZHANG Xufei
8	46	Total Team	
4	8	11	ZHANG Lijun
2	10	2	LU Hongqin
1	10	8	LI Liping
11	74	Total Team	
6	16	12	SHENG Yuhong
5	17	11	ZHANG Lijun
23		Total Team	
75	196	Total Team	
28	59	12	SHENG Yuhong

Legend:			
Atts	Attempts	C	Team Captain
L	Libero Player	L	Substitute Libero
n	Starting Line-Up where n=starting position on Court (i.e. positions 1 to 6)	Opp	Opponent
nn	Substitute where nn=jersey number of out going player	Pts	Points scored



MATCH STATISTICS

比赛技术统计

P3

Match Duration: 1h07m
Spectators: 5,500




USA vs CHN
0 3

Team	Sets	1	2	3	Total
USA	0	14	19	15	48
CHN	3	25	25	25	75
Playing Time		19m	23m	19m	1h01m

First Referee: JUNG Malsoon (KOR)

Second Referee: HELAC Senad (BIH)

USA - UNITED STATES of AMERICA

Scoring Spikers	Rk	No	Name	Spikes	Faults	Shots	Total Attempts	Eff %	
	1	1	WEBSTER Lora	4	2	10	16	12.50	
	2	5	HOLLOWAY Katie	5	4	14	23	4.35	
	3	11	ALDRICH Allison	2	5	7	14	0.00	
	3	MAYMON Brenda	3	2	5	10			
	6	ERICKSON Heather	2	3	4	9			
	15	LANCASTER Kendra	2	4	3	9			
	13	MILLAGE Nichole	1	1	1	3			
	9	McWILLIAMS Gina	-	1	1	2			
	7	KRISS Sugui	-	-	-	-			
	8	LEWELLEN Hope	-	-	-	-			
	10	MILLER Kari	-	-	-	-			
	18	GOULDIE Alexandra	-	-	-	-			
	Limit	15.00 %							
	Team Totals				19	22	45	86	0.00
	Scoring Blockers	Rk	No	Name	Kill Blocks	Faults	Rebounds	Total Attempts	Avg by Set
		1	5	HOLLOWAY Katie	2	2	4	8	0.67
		1	3	MAYMON Brenda	2	1	3	6	0.67
		1	9	McWILLIAMS Gina	2	-	1	3	0.67
4		1	WEBSTER Lora	1	-	3	4	0.33	
5		11	ALDRICH Allison	-	5	3	8	0.00	
5		15	LANCASTER Kendra	-	4	-	4	0.00	
5		6	ERICKSON Heather	-	-	3	3	0.00	
5		13	MILLAGE Nichole	-	-	1	1	0.00	
7		KRISS Sugui	-	-	-	-			
8		LEWELLEN Hope	-	-	-	-			
10		MILLER Kari	-	-	-	-			
18		GOULDIE Alexandra	-	-	-	-			
Team Totals					7	12	18	37	2.33
Scoring Servers		Rk	No	Name	Aces	Faults	Serve Hits	Total Attempts	Avg by Set
		1	6	ERICKSON Heather	2	-	10	12	0.67
		2	1	WEBSTER Lora	1	-	9	10	0.33
		2	5	HOLLOWAY Katie	1	1	6	8	0.33
		4	9	McWILLIAMS Gina	-	-	5	5	0.00
	4	11	ALDRICH Allison	-	-	5	5	0.00	
	4	3	MAYMON Brenda	-	1	4	5	0.00	
	4	13	MILLAGE Nichole	-	-	2	2	0.00	
	4	15	LANCASTER Kendra	-	1	1	2	0.00	
	7	KRISS Sugui	-	-	-	-			
	8	LEWELLEN Hope	-	-	-	-			
	10	MILLER Kari	-	-	-	-			
	18	GOULDIE Alexandra	-	-	-	-			
	Team Totals				4	3	42	49	1.33
	Team	Opponent Errors & Team Faults			18	1			



MATCH STATISTICS

比赛技术统计

P3

Match Duration: 1h07m
Spectators: 5,500




USA vs CHN
0 3

Team	Sets	1	2	3	Total
USA	0	14	19	15	48
CHN	3	25	25	25	75
Playing Time		19m	23m	19m	1h01m

First Referee: JUNG Malsoon (KOR)

Second Referee: HELAC Senad (BIH)

USA - UNITED STATES of AMERICA

Non-scoring Diggers	Rk	No	Name	Digs	Faults	Receptions	Total Attempts	Avg by Set	
	1	1	WEBSTER Lora	11	7	1	19	3.67	
	2	5	HOLLOWAY Katie	7	4	-	11	2.33	
	3	11	ALDRICH Allison	6	4	2	12	2.00	
	4	6	ERICKSON Heather	4	4	2	10	1.33	
	5	10	MILLER Kari	2	2	2	6	0.67	
	6	3	MAYMON Brenda	1	3	5	9	0.33	
	7	9	McWILLIAMS Gina	-	2	-	2	0.00	
	7	7	KRISS Sugui	-	-	-	-	-	
	8	8	LEWELLEN Hope	-	-	-	-	-	
	13	13	MILLAGE Nichole	-	-	-	-	-	
	15	15	LANCASTER Kendra	-	-	-	-	-	
	18	18	GOULDIE Alexandra	-	-	-	-	-	
	Team Totals				31	26	12	69	10.33
	Non-scoring Setters	Rk	No	Name	Running Sets	Faults	Still Sets	Total Attempts	Avg by Set
		1	15	LANCASTER Kendra	2	-	2	4	0.67
		2	6	ERICKSON Heather	1	1	12	14	0.33
		2	5	HOLLOWAY Katie	1	-	12	13	0.33
		2	1	WEBSTER Lora	1	-	11	12	0.33
5		3	MAYMON Brenda	-	-	12	12	0.00	
5		11	ALDRICH Allison	-	-	8	8	0.00	
5		9	McWILLIAMS Gina	-	1	1	2	0.00	
5		13	MILLAGE Nichole	-	-	1	1	0.00	
7		7	KRISS Sugui	-	-	-	-	-	
8		8	LEWELLEN Hope	-	-	-	-	-	
10		10	MILLER Kari	-	-	-	-	-	
18		18	GOULDIE Alexandra	-	-	-	-	-	
Team Totals				5	2	59	66	1.67	
Non-scoring Receivers		Rk	No	Name	Excellents	Faults	Serve Receptions	Total Attempts	Succ %
			10	MILLER Kari	12	2	-	14	
			6	ERICKSON Heather	10	3	1	14	
			3	MAYMON Brenda	10	2	1	13	
			1	WEBSTER Lora	10	2	-	12	
		5	HOLLOWAY Katie	5	-	1	6		
		11	ALDRICH Allison	2	-	-	2		
		13	MILLAGE Nichole	2	-	-	2		
		15	LANCASTER Kendra	2	-	-	2		
		7	KRISS Sugui	-	-	-	-		
		8	LEWELLEN Hope	-	-	-	-		
		9	McWILLIAMS Gina	-	-	-	-		
		18	GOULDIE Alexandra	-	-	-	-		
	Team Totals				53	9	3	65	81.54
	Limit								
	25.00 %								

Legend:	Avg	Eff%	Rk	Succ %
Average	Efficiency	Rank	Success %	



MATCH STATISTICS

比赛技术统计

P3

Match Duration: 1h07m
Spectators: 5,500




USA vs CHN
0 vs 3

Team	Sets	1	2	3	Total
USA	0	14	19	15	48
CHN	3	25	25	25	75
Playing Time		19m	23m	19m	1h01m

First Referee: JUNG Malsoon (KOR)

Second Referee: HELAC Senad (BIH)

CHN - CHINA

Scoring Spikers	Rk	No	Name	Spikes	Faults	Shots	Total Attempts	Eff %
	1	12	SHENG Yuhong	22	7	9	38	39.47
		2	LU Hongqin	2	1	8	11	
		3	TAN Yanhua	3	2	6	11	
		9	ZHANG Xufei	3	1	3	7	
		11	ZHANG Lijun	3	1	3	7	
		8	LI Liping	-	-	2	2	
		1	LIU Lijuan	-	-	-	-	
		4	LIANG Fen	-	-	-	-	
		5	ZHONG Haihong	-	-	-	-	
		6	ZHENG Xiongying	-	-	-	-	
	7	LU Chunli	-	-	-	-		
	10	YANG Yanling	-	-	-	-		
Limit	15.00 %							
Team Totals				33	12	31	76	27.63
Scoring Blockers	Rk	No	Name	Kill Blocks	Faults	Rebounds	Total Attempts	Avg by Set
	1	11	ZHANG Lijun	4	-	4	8	1.33
	2	2	LU Hongqin	2	1	7	10	0.67
	3	8	LI Liping	1	3	6	10	0.33
	3	3	TAN Yanhua	1	1	1	3	0.33
	5	9	ZHANG Xufei	-	7	3	10	0.00
	5	12	SHENG Yuhong	-	-	5	5	0.00
		1	LIU Lijuan	-	-	-	-	
		4	LIANG Fen	-	-	-	-	
		5	ZHONG Haihong	-	-	-	-	
		6	ZHENG Xiongying	-	-	-	-	
	7	LU Chunli	-	-	-	-		
	10	YANG Yanling	-	-	-	-		
Team Totals				8	12	26	46	2.67
Scoring Servers	Rk	No	Name	Aces	Faults	Serve Hits	Total Attempts	Avg by Set
	1	12	SHENG Yuhong	6	-	10	16	2.00
	2	11	ZHANG Lijun	5	2	10	17	1.67
	3	2	LU Hongqin	-	1	14	15	0.00
	3	9	ZHANG Xufei	-	-	10	10	0.00
	3	3	TAN Yanhua	-	1	8	9	0.00
	3	8	LI Liping	-	1	6	7	0.00
		1	LIU Lijuan	-	-	-	-	
		4	LIANG Fen	-	-	-	-	
		5	ZHONG Haihong	-	-	-	-	
		6	ZHENG Xiongying	-	-	-	-	
	7	LU Chunli	-	-	-	-		
	10	YANG Yanling	-	-	-	-		
Team Totals				11	5	58	74	3.67
Team	Opponent Errors & Team Faults			23	3			



MATCH STATISTICS

比赛技术统计

P3

Match Duration: 1h07m
Spectators: 5,500




USA vs CHN
0 vs 3

Team	Sets	1	2	3	Total
USA	0	14	19	15	48
CHN	3	25	25	25	75
Playing Time		19m	23m	19m	1h01m

First Referee: JUNG Malsoon (KOR)

Second Referee: HELAC Senad (BIH)

CHN - CHINA

Non-scoring Diggers	Rk	No	Name	Digs	Faults	Receptions	Total Attempts	Avg by Set
	1	12	SHENG Yuhong	14	-	4	18	4.67
	2	2	LU Hongqin	9	1	2	12	3.00
	3	9	ZHANG Xufei	8	5	-	13	2.67
	3	3	TAN Yanhua	8	1	1	10	2.67
	5	8	LI Liping	7	4	2	13	2.33
	6	11	ZHANG Lijun	5	-	1	6	1.67
	7	6	ZHENG Xiongying	1	-	3	4	0.33
		1	LIU Lijuan	-	-	-	-	-
		4	LIANG Fen	-	-	-	-	-
		5	ZHONG Haihong	-	-	-	-	-
	7	LU Chunli	-	-	-	-	-	
	10	YANG Yanling	-	-	-	-	-	
Team Totals				52	11	13	76	17.33
Non-scoring Setters	Rk	No	Name	Running Sets	Faults	Still Sets	Total Attempts	Avg by Set
	1	2	LU Hongqin	8	1	18	27	2.67
	2	8	LI Liping	5	1	18	24	1.67
	3	12	SHENG Yuhong	1	-	1	2	0.33
	4	9	ZHANG Xufei	-	-	6	6	0.00
	4	11	ZHANG Lijun	-	-	3	3	0.00
	4	3	TAN Yanhua	-	-	2	2	0.00
	4	6	ZHENG Xiongying	-	-	2	2	0.00
		1	LIU Lijuan	-	-	-	-	-
		4	LIANG Fen	-	-	-	-	-
		5	ZHONG Haihong	-	-	-	-	-
	7	LU Chunli	-	-	-	-	-	
	10	YANG Yanling	-	-	-	-	-	
Team Totals				14	2	50	66	4.67
Non-scoring Receivers	Rk	No	Name	Excellents	Faults	Serve Receptions	Total Attempts	Succ %
	1	6	ZHENG Xiongying	10	-	1	11	90.91
	1	2	LU Hongqin	10	1	-	11	90.91
		9	ZHANG Xufei	8	1	-	9	
		3	TAN Yanhua	7	1	-	8	
		12	SHENG Yuhong	2	-	-	2	
		8	LI Liping	1	-	-	1	
		1	LIU Lijuan	-	-	-	-	
		4	LIANG Fen	-	-	-	-	
		5	ZHONG Haihong	-	-	-	-	
		7	LU Chunli	-	-	-	-	
		10	YANG Yanling	-	-	-	-	
	11	ZHANG Lijun	-	-	-	-		
Limit								
25.00 %	Team Totals			38	3	1	42	90.48

Legend:	Avg	Eff%	Rk	Succ %
	Average	Efficiency	Rank	Success %



START LIST

参赛名单

NED vs SLO

P1

First Referee: FIROUZI Ebrahim (IRI)

Second Referee: MANNERSUO Sari (FIN)

NED - NETHERLANDS Uniform Colour: ORANGE

No	C/L	Name	Sport Class	Date of Birth	Tournament Totals				
					Spike	Block	Serve	Total	%
1		STINISSEN Elvira	D	26 MAR 1979	15	16	2	33	13.41
3		van MARUM Djoke	D	22 SEP 1959	34	8	5	47	19.11
4		de VRIES Rika	D	29 DEC 1974	3	0	3	6	2.44
5		van der HAAR-KRAMP Karin	D	9 MAY 1977	33	5	17	55	22.36
6		HARMSSEN-ROOSEN Karin	MD	11 MAR 1962	14	12	5	31	12.60
7	L	BAKKER Sanne	D	13 FEB 1992	0	0	0	0	0.00
8		LIST Paula	D	16 AUG 1972	12	3	8	23	9.35
10	C	WESTERHOF Petra	D	27 JUN 1969	16	13	13	42	17.07
12		TEN THIJE-VOORTMAN Josien	D	24 DEC 1969	8	1	0	9	3.66
Head Coach: BESTEBROER John (NED)			Assistant: van HEUGTEN Ger (NED)						

Results in these Paralympic Games	Phase	Opponent	Sets	Points per Set
	Semifinals	USA	2 - 3	25-19, 23-25, 26-28, 27-25, 10-15
	Preliminary-Pool A	SLO	3 - 2	23-25, 25-17, 25-16, 22-25, 15-11
	Preliminary-Pool A	UKR	3 - 1	25-14, 23-25, 25-21, 25-19
	Preliminary-Pool A	JPN	3 - 0	25-4, 25-21, 25-18

SLO - SLOVENIA Uniform Colour: BLUE

No	C/L	Name	Sport Class	Date of Birth	Tournament Totals				
					Spike	Block	Serve	Total	%
1	C	URNAUT Anita	MD	26 NOV 1964	72	19	10	101	44.69
2	L	GRADISEK Emilie	D	25 JUL 1939	0	0	0	0	0.00
3		KOVACIC Boza	D	3 OCT 1952	0	0	0	0	0.00
4		JAKIN Bogomira	D	22 OCT 1957	7	6	2	15	6.64
5		CENCELJ Marinka	D	22 JAN 1964	0	0	2	2	0.88
6		OCEPEK Suzana	D	24 NOV 1985	5	6	4	15	6.64
7		SART Alenka	MD	31 MAY 1968	2	0	3	5	2.21
8		GOSNAK Danica	D	14 FEB 1962	14	2	18	34	15.04
9		TOMIC Stefaka	D	12 DEC 1961	6	10	5	21	9.29
10		KOTNIK Sasa	D	16 SEP 1980	17	5	11	33	14.60
14		JUSTIN Ana	D	28 MAY 1987	0	0	0	0	0.00
Head Coach: URNAUT Adolf (SLO)			Assistant: OZMEC Peter (SLO)						

Results in these Paralympic Games	Phase	Opponent	Sets	Points per Set
	Semifinals	CHN	0 - 3	21-25, 12-25, 19-25
	Preliminary-Pool A	NED	2 - 3	25-23, 17-25, 16-25, 25-22, 11-15
	Preliminary-Pool A	UKR	3 - 1	11-25, 25-18, 25-17, 25-22
	Preliminary-Pool A	JPN	3 - 1	25-19, 21-25, 25-19, 25-9

Legend:	%	Percent of total team scoring	C	Team Captain	L	Libero Player
---------	---	-------------------------------	---	--------------	---	---------------



PLAY BY PLAY

比赛回合文字播报

Match Duration: 1h15m
Spectators: 3,200

NED vs SLO
3 vs 0

Team	Sets	1	2	3	Total
NED	3	25	25	26	76
SLO	0	17	16	24	57
Playing Time		20m	21m	28m	1h09m

First Referee: FIROUZI Ebrahim (IRI)

Second Referee: MANNERSUO Sari (FIN)

SET 1

Rally	NED - Netherlands			Lead	Score	Lead	SLO - Slovenia		
1	Serve	10 WESTERHOF P	Serve Hit				Block	10 KOTNIK S	Fault
			Opp error +	1	1-0				
2	Serve	10 WESTERHOF P	Serve Hit				Spike	10 KOTNIK S	Fault
			Opp error +	2	2-0				
3	Serve	10 WESTERHOF P	Aces				Reception	8 GOSNAK D	Fault
			Opp error +	3	3-0				
4	Serve	10 WESTERHOF P	Serve Hit				Spike	1 URNAUT A	Fault
			Opp error +	4	4-0				
5	Serve	10 WESTERHOF P	Serve Hit				Dig	4 JAKIN B	Fault
	Spike	6 HARMSSEN-ROOSEN K	Spike						
			Opp error +	5	5-0				
							TIMEOUT		
6	Serve	10 WESTERHOF P	Fault						
			Opp error +	4	5-1				
7	Block	3 van MARUM D	Kill Block				Serve	10 KOTNIK S	Serve Hit
			Opp error +	5	6-1		Spike	1 URNAUT A	Fault
8	Serve	8 LIST P	Serve Hit				Dig	9 TOMIC S	Fault
	Spike	3 van MARUM D	Spike						
			Opp error +	6	7-1				
9	Serve	8 LIST P	Serve Hit						
	Dig	10 WESTERHOF P	Fault				+ Spike	1 URNAUT A	Spike
			Opp error +	5	7-2				
10			Opp error +	6	8-2		Serve	4 JAKIN B	Fault
11	Serve	3 van MARUM D	Fault						
			Opp error +	5	8-3				
12			Opp error +	6	9-3		Serve	1 URNAUT A	Serve Hit
			Opp error +	6	9-3		Block	9 TOMIC S	Fault
13	Serve	6 HARMSSEN-ROOSEN K	Serve Hit						
	Dig	5 van der HAAR-KRAMP	Fault						
			Opp error +	5	9-4				
14			Opp error +	6	10-4		Serve	9 TOMIC S	Fault
15	Serve	5 van der HAAR-KRAMP	Fault						
			Opp error +	5	10-5				
16			Opp error +	6	11-5		Serve	8 GOSNAK D	Serve Hit
			Opp error +	6	11-5		Spike	4 JAKIN B	Fault
17	Serve	1 STINISSEN E	Serve Hit						
			Opp error +	7	12-5		Spike	1 URNAUT A	Fault
							TIMEOUT		
18	Serve	1 STINISSEN E	Serve Hit						
	Set	3 van MARUM D	Fault						
			Opp error +	6	12-6				
19	Block	10 WESTERHOF P	Fault				Serve	6 OCEPEK S	Serve Hit
			Opp error +	5	12-7				
20	Reception	1 STINISSEN E	Fault				+ Serve	6 OCEPEK S	Aces
			Opp error +	4	12-8				
21			Opp error +	5	13-8		Serve	6 OCEPEK S	Fault
22	Serve	10 WESTERHOF P	Aces				Reception	6 OCEPEK S	Fault
			Opp error +	6	14-8				
23	Serve	10 WESTERHOF P	Aces				Reception	6 OCEPEK S	Fault
			Opp error +	7	15-8				
24	Serve	10 WESTERHOF P	Serve Hit						
		T E A M	Fault						
			Opp error +	6	15-9				



PLAY BY PLAY

比赛回合文字播报

SET 1

Rally	NED - Netherlands			Lead	Score	Lead	SLO - Slovenia		
25	Reception	7 BAKKER S	Fault	5	15-10		+ Serve	10 KOTNIK S	Aces
							Serve	10 KOTNIK S	Serve Hit
26			Opp error	+	6	16-10	Block	9 TOMIC S	Fault
27	Serve	8 LIST P	Aces	+	7	17-10	Block	9 TOMIC S	Fault
							Sub	9 TOMIC S	Out
								3 KOVACIC B	In
28	Serve	8 LIST P	Serve Hit						
	Block	3 van MARUM D	Kill Block	+	8	18-10	Dig	1 URNAUT A	Fault
							Sub	1 URNAUT A	Out
								5 CENCELJ M	In
							Sub	4 JAKIN B	Out
								7 SART A	In
29	Serve	8 LIST P	Serve Hit						
			Opp error	+	9	19-10	Spike	3 KOVACIC B	Fault
							Sub	3 KOVACIC B	Out
								9 TOMIC S	In
30	Serve	8 LIST P	Serve Hit						
	Spike	6 HARMSSEN-ROOSEN K	Spike	+	10	20-10		T E A M	Fault
31	Serve	8 LIST P	Serve Hit						
			Opp error	+	11	21-10		T E A M	Fault
32	Serve	8 LIST P	Serve Hit						
	Block	3 van MARUM D	Fault		10	21-11	+ Block	5 CENCELJ M	Kill Block
33	Spike	3 van MARUM D	Spike	+	11	22-11	Serve	7 SART A	Serve Hit
							Dig	2 GRADISEK E	Fault
34	Serve	3 van MARUM D	Serve Hit						
	Block	1 STINISSEN E	Fault		10	22-12	+		Opp error
35	Block	5 van der HAAR-KRAMP	Fault		9	22-13	+ Serve	5 CENCELJ M	Serve Hit
							+ Spike	6 OCEPEK S	Spike
36	Spike	6 HARMSSEN-ROOSEN K	Fault		8	22-14	+	Serve	5 CENCELJ M
								5 CENCELJ M	Serve Hit
37	Spike	5 van der HAAR-KRAMP	Spike	+	9	23-14	Serve	5 CENCELJ M	Serve Hit
							Dig	5 CENCELJ M	Fault
38	Serve	6 HARMSSEN-ROOSEN K	Serve Hit						
	Block	5 van der HAAR-KRAMP	Fault		8	23-15	+ Spike	7 SART A	Spike
39	Spike	1 STINISSEN E	Spike	+	9	24-15	Serve	9 TOMIC S	Serve Hit
							Dig	9 TOMIC S	Fault
40	Serve	5 van der HAAR-KRAMP	Fault		8	24-16	+		Opp error
41	Dig	6 HARMSSEN-ROOSEN K	Fault		7	24-17	+ Serve	8 GOSNAK D	Serve Hit
							+ Spike	10 KOTNIK S	Spike
42			Opp error	+	8	25-17	Serve	8 GOSNAK D	Fault

SET 2

Rally	NED - Netherlands			Lead	Score	Lead	SLO - Slovenia		
43	Spike	3 van MARUM D	Spike	+	1	1-0	Serve	8 GOSNAK D	Serve Hit
							Block	10 KOTNIK S	Fault
44	Serve	10 WESTERHOF P	Serve Hit						
	Spike	6 HARMSSEN-ROOSEN K	Spike	+	2	2-0	Block	6 OCEPEK S	Fault
45	Serve	10 WESTERHOF P	Serve Hit						
			Opp error	+	3	3-0	Dig	8 GOSNAK D	Fault



PLAY BY PLAY

比赛回合文字播报

SET 2

Rally	NED - Netherlands			Lead	Score	Lead	SLO - Slovenia		
							Sub	4 JAKIN B	Out
								5 CENCELJ M	In
46	Serve	10 WESTERHOF P	Serve Hit						
	Spike	6 HARMSSEN-ROOSEN K	Fault	2	3-1	+			Opp error
47			Opp error	+	3	4-1	Serve	6 OCEPEK S	Serve Hit
							Dig	8 GOSNAK D	Fault
48	Serve	8 LIST P	Serve Hit						
	Spike	3 van MARUM D	Spike	+	4	5-1	Block	1 URNAUT A	Fault
							TIMEOUT		
49	Serve	8 LIST P	Serve Hit						
			Opp error	+	5	6-1	Spike	1 URNAUT A	Fault
							Sub	1 URNAUT A	Out
								7 SART A	In
50	Serve	8 LIST P	Serve Hit						
	Block	3 van MARUM D	Kill Block	+	6	7-1	Spike	7 SART A	Fault
51	Serve	8 LIST P	Fault		5	7-2			
							+		Opp error
52	Spike	5 van der HAAR-KRAMP	Spike	+	6	8-2	Serve	10 KOTNIK S	Serve Hit
							Block	7 SART A	Fault
53	Serve	3 van MARUM D	Serve Hit						
	Block	5 van der HAAR-KRAMP	Kill Block	+	7	9-2	Reception	7 SART A	Fault
54	Serve	3 van MARUM D	Serve Hit						
	Dig	3 van MARUM D	Fault		6	9-3	+	Spike	7 SART A
									Spike
55	Spike	5 van der HAAR-KRAMP	Fault		5	9-4	Serve	5 CENCELJ M	Serve Hit
							+		Opp error
56	Spike	5 van der HAAR-KRAMP	Spike	+	6	10-4	Serve	5 CENCELJ M	Serve Hit
							Dig	8 GOSNAK D	Fault
57	Serve	6 HARMSSEN-ROOSEN K	Serve Hit						
	Block	1 STINISSEN E	Fault		5	10-5	+		Opp error
58	Spike	5 van der HAAR-KRAMP	Fault		4	10-6	Serve	7 SART A	Serve Hit
							+	Block	6 OCEPEK S
									Kill Block
59	Block	1 STINISSEN E	Kill Block	+	5	11-6	Serve	7 SART A	Serve Hit
							Spike	7 SART A	Fault
60	Serve	5 van der HAAR-KRAMP	Serve Hit						
	Block	1 STINISSEN E	Kill Block	+	6	12-6	Set	8 GOSNAK D	Fault
61	Serve	5 van der HAAR-KRAMP	Serve Hit						
	Dig	3 van MARUM D	Fault		5	12-7	+	Spike	10 KOTNIK S
									Spike
62	Reception	6 HARMSSEN-ROOSEN K	Fault		4	12-8	+	Serve	9 TOMIC S
									Aces
63			Opp error	+	5	13-8	Serve	9 TOMIC S	Serve Hit
							Block	8 GOSNAK D	Fault
64	Serve	1 STINISSEN E	Serve Hit						
	Block	10 WESTERHOF P	Kill Block	+	6	14-8	Spike	10 KOTNIK S	Fault
65	Serve	1 STINISSEN E	Serve Hit						
			Opp error	+	7	15-8	Spike	7 SART A	Fault
							Sub	7 SART A	Out
								1 URNAUT A	In
66	Serve	1 STINISSEN E	Aces	+	8	16-8	Reception	1 URNAUT A	Fault
67	Serve	1 STINISSEN E	Serve Hit						
			Opp error	+	9	17-8	Spike	1 URNAUT A	Fault



PLAY BY PLAY

比赛回合文字播报

SET 2

Rally	NED - Netherlands			Lead	Score	Lead	SLO - Slovenia		
							Sub	5 CENCELJ M	Out
								4 JAKIN B	In
68	Serve	1 STINISSEN E	Serve Hit						
	Dig	3 van MARUM D	Fault	8	17-9	+	Block	8 GOSNAK D	Kill Block
69	Dig	1 STINISSEN E	Fault	7	17-10	+	Serve	8 GOSNAK D	Serve Hit
							Spike	6 OCEPEK S	Spike
70			Opp error	+	8	18-10	Serve	8 GOSNAK D	Serve Hit
							Block	10 KOTNIK S	Fault
71	Serve	10 WESTERHOF P	Serve Hit						
	Spike	6 HARMSSEN-ROOSEN K	Spike	+	9	19-10	Block	10 KOTNIK S	Fault
							TIMEOUT		
72	Serve	10 WESTERHOF P	Serve Hit						
	Dig	8 LIST P	Fault	8	19-11	+	Spike	6 OCEPEK S	Spike
73			Opp error	+	9	20-11	Serve	6 OCEPEK S	Fault
74	Serve	8 LIST P	Aces	+	10	21-11	Reception	8 GOSNAK D	Fault
75	Serve	8 LIST P	Serve Hit						
	Block	3 van MARUM D	Fault	9	21-12	+			Opp error
76	Dig	1 STINISSEN E	Fault	8	21-13	+	Serve	10 KOTNIK S	Serve Hit
							Spike	4 JAKIN B	Spike
77	Spike	3 van MARUM D	Spike	+	9	22-13	Serve	10 KOTNIK S	Serve Hit
							Dig	8 GOSNAK D	Fault
78	Serve	3 van MARUM D	Serve Hit						
	Spike	5 van der HAAR-KRAMP	Fault	8	22-14	+			Opp error
79			Opp error	+	9	23-14	Serve	4 JAKIN B	Fault
80	Serve	6 HARMSSEN-ROOSEN K	Serve Hit						
	Block	5 van der HAAR-KRAMP	Kill Block	+	10	24-14	Dig	10 KOTNIK S	Fault
							Sub	9 TOMIC S	Out
								3 KOVACIC B	In
81	Serve	6 HARMSSEN-ROOSEN K	Serve Hit						
	Dig	10 WESTERHOF P	Fault	9	24-15	+			Opp error
82	Dig	8 LIST P	Fault	8	24-16	+	Serve	1 URNAUT A	Serve Hit
							Spike	6 OCEPEK S	Spike
83	Spike	10 WESTERHOF P	Spike	+	9	25-16	Serve	1 URNAUT A	Serve Hit
							Dig	4 JAKIN B	Fault

SET 3

Rally	NED - Netherlands			Lead	Score	Lead	SLO - Slovenia			
84	Serve	10 WESTERHOF P	Serve Hit							
	Block	3 van MARUM D	Fault		0-1	1	+	Spike	1 URNAUT A	Spike
85	Block	3 van MARUM D	Kill Block	+	1-1		Serve	10 KOTNIK S	Fault	
86	Serve	8 LIST P	Fault		1-2	1	+	Block	1 URNAUT A	Kill Block
87	Reception	1 STINISSEN E	Fault		1-3	2	+	Serve	5 CENCELJ M	Aces
88	Spike	3 van MARUM D	Fault		1-4	3	+	Serve	5 CENCELJ M	Serve Hit
									Opp error	
89	Spike	5 van der HAAR-KRAMP	Fault		1-5	4	+	Serve	5 CENCELJ M	Serve Hit
									Opp error	
							TIMEOUT			
90	Reception	1 STINISSEN E	Fault		1-6	5	+	Serve	5 CENCELJ M	Aces



PLAY BY PLAY

比赛回合文字播报

SET 3

Rally	NED - Netherlands			Lead	Score	Lead	SLO - Slovenia		
91			Opp error +		2-6	4	Serve	5 CENCELJ M	Serve Hit
92	Serve	3 van MARUM D	Aces +		3-6	3	Spike	1 URNAUT A	Fault
93	Serve	3 van MARUM D	Serve Hit				Reception	6 OCEPEK S	Fault
			Opp error +		4-6	2	Block	9 TOMIC S	Fault
94	Serve	3 van MARUM D	Serve Hit						
	Block	6 HARMSSEN-ROOSEN K	Fault		4-7	3	+ Spike	8 GOSNAK D	Spike
95	Spike	1 STINISSEN E	Spike +		5-7	2	Serve	1 URNAUT A	Serve Hit
	Serve	6 HARMSSEN-ROOSEN K	Serve Hit				Dig	1 URNAUT A	Fault
96			Opp error +		6-7	1	T E A M		
	Serve	6 HARMSSEN-ROOSEN K	Serve Hit						
97	Block	1 STINISSEN E	Fault		6-8	2	+		Opp error
98			Opp error +		7-8	1	Serve	9 TOMIC S	Serve Hit
	Serve	5 van der HAAR-KRAMP	Fault		7-9	2	Spike	1 URNAUT A	Fault
99	Reception	3 van MARUM D	Fault		7-10	3	+ Serve	8 GOSNAK D	Aces
100							Serve	8 GOSNAK D	Serve Hit
101	Block	1 STINISSEN E	Fault		7-11	4	+		Opp error
102			Opp error +		8-11	3	Serve	8 GOSNAK D	Fault
103	Serve	1 STINISSEN E	Aces +		9-11	2	Reception	8 GOSNAK D	Fault
104	Serve	1 STINISSEN E	Serve Hit						
	Block	10 WESTERHOF P	Kill Block +		10-11	1	Dig	1 URNAUT A	Fault
							TIMEOUT		
105	Serve	1 STINISSEN E	Serve Hit						
	Spike	3 van MARUM D	Fault		10-12	2	+ Block	10 KOTNIK S	Kill Block
106	Spike	3 van MARUM D	Spike +		11-12	1	Serve	6 OCEPEK S	Serve Hit
	Serve	10 WESTERHOF P	Serve Hit				Dig	1 URNAUT A	Fault
107	Dig	10 WESTERHOF P	Fault		11-13	2	+ Spike	8 GOSNAK D	Spike
108	Dig	7 BAKKER S	Fault		11-14	3	+	Serve	10 KOTNIK S
							Serve	10 KOTNIK S	Serve Hit
109	Spike	8 LIST P	Fault		11-15	4	+ Block	1 URNAUT A	Kill Block
110	Block	8 LIST P	Fault		11-16	5	+ Spike	9 TOMIC S	Spike
							Serve	10 KOTNIK S	Serve Hit
111	Spike	8 LIST P	Spike +		12-16	4	Dig	8 GOSNAK D	Fault
112	Serve	8 LIST P	Fault		12-17	5	+		Opp error
113	Block	6 HARMSSEN-ROOSEN K	Kill Block +		13-17	4	Serve	5 CENCELJ M	Serve Hit
	Sub	8 LIST P	Out				Dig	10 KOTNIK S	Fault
		4 de VRIES R	In						
114	Serve	3 van MARUM D	Serve Hit						
	Spike	1 STINISSEN E	Spike +		14-17	3	Dig	10 KOTNIK S	Fault
115	Serve	3 van MARUM D	Serve Hit						
			Opp error +		15-17	2	Dig	1 URNAUT A	Fault
116	Serve	3 van MARUM D	Serve Hit						
	Block	5 van der HAAR-KRAMP	Fault		15-18	3	+ Spike	10 KOTNIK S	Spike



PLAY BY PLAY

比赛回合文字播报

SET 3

Rally	NED - Netherlands				Lead	Score	Lead	SLO - Slovenia			
117	Spike	1	STINISSEN E	Spike +		16-18	2	Serve	1	URNAUT A	Serve Hit
	Block							Block	9	TOMIC S	Fault
118	Serve	6	HARMSSEN-ROOSEN K	Serve Hit							
	Dig	7	BAKKER S	Fault		16-19	3	+ Spike	9	TOMIC S	Spike
								Sub	1	URNAUT A	Out
									4	JAKIN B	In
								Sub	9	TOMIC S	Out
									7	SART A	In
119				Opp error +		17-19	2	Serve	7	SART A	Serve Hit
								Block	6	OCEPEK S	Fault
120	Serve	5	van der HAAR-KRAMP	Aces +		18-19	1	Reception	5	CENCELJ M	Fault
121	Serve	5	van der HAAR-KRAMP	Serve Hit							
	Block	10	WESTERHOF P	Fault		18-20	2	+ Spike	10	KOTNIK S	Spike
122				Opp error +		19-20	1	Serve	8	GOSNAK D	Serve Hit
								Spike	7	SART A	Fault
123	Serve	1	STINISSEN E	Serve Hit							
				Opp error +		20-20		Spike	7	SART A	Fault
								Sub	7	SART A	Out
									9	TOMIC S	In
								Sub	4	JAKIN B	Out
									1	URNAUT A	In
124	Serve	1	STINISSEN E	Fault		20-21	1	+ Opp error			
125	Spike	3	van MARUM D	Spike +		21-21		Serve	6	OCEPEK S	Serve Hit
								Dig	9	TOMIC S	Fault
126	Serve	10	WESTERHOF P	Serve Hit							
	Dig	1	STINISSEN E	Fault		21-22	1	+ Block	10	KOTNIK S	Kill Block
127				Opp error +		22-22		Serve	10	KOTNIK S	Fault
128	Serve	4	de VRIES R	Serve Hit							
	Block	6	HARMSSEN-ROOSEN K	Fault		22-23	1	+ Opp error			
129	Spike	3	van MARUM D	Spike +		23-23		Serve	5	CENCELJ M	Serve Hit
								Dig	6	OCEPEK S	Fault
130	Serve	3	van MARUM D	Serve Hit							
	Block	6	HARMSSEN-ROOSEN K	Fault		23-24	1	+ Spike	8	GOSNAK D	Spike
								Sub	5	CENCELJ M	Out
									3	KOVACIC B	In
131	Spike	1	STINISSEN E	Spike +		24-24		Serve	1	URNAUT A	Serve Hit
								Dig	10	KOTNIK S	Fault
132	Serve	6	HARMSSEN-ROOSEN K	Serve Hit							
				Opp error +	1	25-24					
								Sub	3	KOVACIC B	Out
									5	CENCELJ M	In
133	Serve	6	HARMSSEN-ROOSEN K	Aces +	2	26-24		Reception	5	CENCELJ M	Fault

Legend:

+ Point scored by team Opp Opponent Sub Substitution



MATCH RESULT

比赛结果表

P2

Match Duration: 1h15m
Spectators: 3,200

NED vs SLO
3 vs 0

Team	Sets	1	2	3	Total
NED	3	25	25	26	76
SLO	0	17	16	24	57
Playing Time		20m	21m	28m	1h09m

First Referee: FIROUZI Ebrahim (IRI)

Second Referee: MANNERSUO Sari (FIN)

NED - NETHERLANDS								
No	C/L	Name	1	2	3	4	5	Pts
1		STINISSEN Elvira	6	1	6			9
3		van MARUM Djoke	3	4	3			13
4		de VRIES Rika				8		0
5		van der HAAR-KRAMP Karin	5	6	5			6
6		HARMSSEN-ROOSEN Karin	4	5	4			6
7	L	BAKKER Sanne	L	L	L			0
8		LIST Paula	2	3	2			3
10	C	WESTERHOF Petra	1	2	1			6
12		TEN THIJE-VOORTMAN Josien						0
Head Coach:		BESTEBROER John (NED)						
Assistant Coach:		van HEUGTEN Ger (NED)						

SLO - SLOVENIA								
No	C/L	Name	1	2	3	4	5	Pts
1	C	URNAUT Anita	4	5	4			4
2	L	GRADISEK Emilie	L	L	L			0
3		KOVACIC Boza	9	9	5			0
4		JAKIN Bogomira	3	4	1			1
5		CENCELJ Marinka	1	4	3			3
6		OCEPEK Suzana	1	2	1			6
7		SART Alenka	4	1	9			2
8		GOSNAK Danica	6	1	6			5
9		TOMIC Stefaka	5	6	5			3
10		KOTNIK Sasa	2	3	2			7
14		JUSTIN Ana						0
Head Coach:		URNAUT Adolf (SLO)						
Assistant Coach:		OZMEC Peter (SLO)						

TEAM AND PLAYER PERFORMANCES

Won	Total Atts	No	Name
22	71	Total Team	
8	15	3	van MARUM Djoke
5	12	1	STINISSEN Elvira
4	14	6	HARMSSEN-ROOSEN Karin
11	39	Total Team	
4	10	3	van MARUM Djoke
2	7	1	STINISSEN Elvira
2	5	10	WESTERHOF Petra
10	75	Total Team	
3	17	10	WESTERHOF Petra
2	16	8	LIST Paula
2	12	1	STINISSEN Elvira
33		Total Team	
76	185	Total Team	
13	37	3	van MARUM Djoke

Scoring Skills
Spike
Block
Serve
Opp Error
Total
Best Scorer

Won	Total Atts	No	Name
18	86	Total Team	
4	11	6	OCEPEK Suzana
4	11	10	KOTNIK Sasa
3	13	8	GOSNAK Danica
7	39	Total Team	
2	8	10	KOTNIK Sasa
2	6	1	URNAUT Anita
1	6	6	OCEPEK Suzana
6	58	Total Team	
2	12	5	CENCELJ Marinka
1	12	10	KOTNIK Sasa
1	10	8	GOSNAK Danica
26		Total Team	
57	183	Total Team	
7	31	10	KOTNIK Sasa

Legend:							
Atts	Attempts	C	Team Captain	L	Libero Player	L	Substitute Libero
n	Starting Line-Up where n=starting position on Court (i.e. positions 1 to 6)			Opp	Opponent	Pts	Points scored
nn	Substitute where nn=jersey number of out going player						



MATCH STATISTICS

比赛技术统计

P3

Match Duration: 1h15m
Spectators: 3,200




NED vs SLO
3 vs 0

Team	Sets	1	2	3	Total
NED	3	25	25	26	76
SLO	0	17	16	24	57
Playing Time		20m	21m	28m	1h09m

First Referee: FIROUZI Ebrahim (IRI)

Second Referee: MANNERSUO Sari (FIN)

NED - NETHERLANDS

Scoring Spikers	Rk	No	Name	Spikes	Faults	Shots	Total Attempts	Eff %	
	1	1	STINISSEN Elvira	5	-	7	12	41.67	
	2	3	van MARUM Djoke	8	2	5	15	40.00	
	3	6	HARMSSEN-ROOSEN Karin	4	2	8	14	14.29	
	4	5	van der HAAR-KRAMP Karin	3	4	10	17	0.00	
		10	WESTERHOF Petra	1	-	5	6		
		8	LIST Paula	1	1	4	6		
		4	de VRIES Rika	-	-	1	1		
		7	BAKKER Sanne	-	-	-	-		
		12	TEN THIJE-VOORTMAN Josien	-	-	-	-		
	Limit								
	15.00 %	Team Totals			22	9	40	71	18.31
	Scoring Blockers	Rk	No	Name	Kill Blocks	Faults	Rebounds	Total Attempts	Avg by Set
	1	3	van MARUM Djoke	4	3	3	10	1.33	
	2	1	STINISSEN Elvira	2	4	1	7	0.67	
	2	10	WESTERHOF Petra	2	2	1	5	0.67	
	2	5	van der HAAR-KRAMP Karin	2	3	-	5	0.67	
	5	6	HARMSSEN-ROOSEN Karin	1	3	5	9	0.33	
	6	8	LIST Paula	-	1	2	3	0.00	
		4	de VRIES Rika	-	-	-	-		
		7	BAKKER Sanne	-	-	-	-		
		12	TEN THIJE-VOORTMAN Josien	-	-	-	-		
		Team Totals			11	16	12	39	3.67
	Scoring Servers	Rk	No	Name	Aces	Faults	Serve Hits	Total Attempts	Avg by Set
		1	10	WESTERHOF Petra	3	1	13	17	1.00
2		8	LIST Paula	2	3	11	16	0.67	
2		1	STINISSEN Elvira	2	1	9	12	0.67	
4		3	van MARUM Djoke	1	1	10	12	0.33	
4		6	HARMSSEN-ROOSEN Karin	1	-	9	10	0.33	
4		5	van der HAAR-KRAMP Karin	1	3	3	7	0.33	
7		4	de VRIES Rika	-	-	1	1	0.00	
		7	BAKKER Sanne	-	-	-	-		
		12	TEN THIJE-VOORTMAN Josien	-	-	-	-		
		Team Totals			10	9	56	75	3.33
Team		Opponent Errors & Team Faults			33	1			



MATCH STATISTICS

比赛技术统计

P3

Match Duration: 1h15m
Spectators: 3,200




NED vs SLO
3 vs 0

Team	Sets	1	2	3	Total
NED	3	25	25	26	76
SLO	0	17	16	24	57
Playing Time		20m	21m	28m	1h09m

First Referee: FIROUZI Ebrahim (IRI)

Second Referee: MANNERSUO Sari (FIN)

NED - NETHERLANDS

Non-scoring Diggers	Rk	No	Name	Digs	Faults	Receptions	Total Attempts	Avg by Set	
	1	7	BAKKER Sanne	13	2	2	17	4.33	
	2	10	WESTERHOF Petra	8	3	10	21	2.67	
	3	1	STINISSEN Elvira	7	3	4	14	2.33	
	4	6	HARMSSEN-ROOSEN Karin	5	1	5	11	1.67	
	5	3	van MARUM Djoke	3	3	1	7	1.00	
	5	8	LIST Paula	3	2	1	6	1.00	
	7	5	van der HAAR-KRAMP Karin	-	1	2	3	0.00	
	7	4	de VRIES Rika	-	-	1	1	0.00	
	12	TEN THIJE-VOORTMAN Josien	-	-	-	-	-	-	
	Team Totals				39	15	26	80	13.00
	Non-scoring Setters	Rk	No	Name	Running Sets	Faults	Still Sets	Total Attempts	Avg by Set
		1	6	HARMSSEN-ROOSEN Karin	4	-	27	31	1.33
2		10	WESTERHOF Petra	1	-	15	16	0.33	
2		8	LIST Paula	1	-	4	5	0.33	
4		7	BAKKER Sanne	-	-	3	3	0.00	
4		3	van MARUM Djoke	-	1	1	2	0.00	
1		1	STINISSEN Elvira	-	-	-	-	-	
4		4	de VRIES Rika	-	-	-	-	-	
5		5	van der HAAR-KRAMP Karin	-	-	-	-	-	
12		12	TEN THIJE-VOORTMAN Josien	-	-	-	-	-	
Team Totals				6	1	50	57	2.00	
Non-scoring Receivers		Rk	No	Name	Excellents	Faults	Serve Receptions	Total Attempts	Succ %
		1	10	WESTERHOF Petra	12	-	1	13	92.31
	7	7	BAKKER Sanne	7	1	3	11		
	1	1	STINISSEN Elvira	5	3	2	10		
	6	6	HARMSSEN-ROOSEN Karin	3	1	2	6		
	8	8	LIST Paula	4	-	1	5		
	4	4	de VRIES Rika	3	-	-	3		
	3	3	van MARUM Djoke	-	1	-	1		
	5	5	van der HAAR-KRAMP Karin	-	-	-	-		
	12	12	TEN THIJE-VOORTMAN Josien	-	-	-	-		
	Team Totals				34	6	9	49	69.39
	Limit	25.00 %							

Legend:	Avg	Eff%	Rk	Succ %
Average	Efficiency	Rank	Success %	



MATCH STATISTICS

比赛技术统计

P3

Match Duration: 1h15m
Spectators: 3,200




NED vs SLO
3 vs 0

Team	Sets	1	2	3	Total
NED	3	25	25	26	76
SLO	0	17	16	24	57
Playing Time		20m	21m	28m	1h09m

First Referee: FIROUZI Ebrahim (IRI)

Second Referee: MANNERSUO Sari (FIN)

SLO - SLOVENIA

Scoring Spikers	Rk	No	Name	Spikes	Faults	Shots	Total Attempts	Eff %	
	1	8	GOSNAK Danica	3	-	10	13	23.08	
	2	1	URNAUT Anita	2	7	19	28	0.00	
		6	OCEPEK Suzana	4	-	7	11		
		10	KOTNIK Sasa	4	2	5	11		
		7	SART Alenka	2	5	3	10		
		4	JAKIN Bogomira	1	1	4	6		
		9	TOMIC Stefaka	2	-	3	5		
		5	CENCELJ Marinka	-	-	1	1		
		3	KOVACIC Boza	-	1	-	1		
		2	GRADISEK Emilie	-	-	-	-		
		14	JUSTIN Ana	-	-	-	-		
	Limit								
	15.00 %	Team Totals			18	16	52	86	2.33
	Scoring Blockers	Rk	No	Name	Kill Blocks	Faults	Rebounds	Total Attempts	Avg by Set
	1	10	KOTNIK Sasa	2	4	2	8	0.67	
	1	1	URNAUT Anita	2	1	3	6	0.67	
	3	6	OCEPEK Suzana	1	2	3	6	0.33	
	3	8	GOSNAK Danica	1	1	2	4	0.33	
	3	5	CENCELJ Marinka	1	-	1	2	0.33	
	6	9	TOMIC Stefaka	-	5	4	9	0.00	
	6	7	SART Alenka	-	1	1	2	0.00	
	6	3	KOVACIC Boza	-	-	1	1	0.00	
	6	4	JAKIN Bogomira	-	-	1	1	0.00	
		2	GRADISEK Emilie	-	-	-	-		
		14	JUSTIN Ana	-	-	-	-		
		Team Totals			7	14	18	39	2.33
	Scoring Servers	Rk	No	Name	Aces	Faults	Serve Hits	Total Attempts	Avg by Set
		1	5	CENCELJ Marinka	2	-	10	12	0.67
2		10	KOTNIK Sasa	1	2	9	12	0.33	
2		8	GOSNAK Danica	1	2	7	10	0.33	
2		6	OCEPEK Suzana	1	2	4	7	0.33	
2		9	TOMIC Stefaka	1	1	3	5	0.33	
6		1	URNAUT Anita	-	-	6	6	0.00	
6		7	SART Alenka	-	-	4	4	0.00	
6		4	JAKIN Bogomira	-	2	-	2	0.00	
		2	GRADISEK Emilie	-	-	-	-		
		3	KOVACIC Boza	-	-	-	-		
		14	JUSTIN Ana	-	-	-	-		
		Team Totals			6	9	43	58	2.00
Team		Opponent Errors & Team Faults			26	4			



MATCH STATISTICS

比赛技术统计

P3

Match Duration: 1h15m
Spectators: 3,200




NED vs SLO
3 vs 0

Team	Sets	1	2	3	Total
NED	3	25	25	26	76
SLO	0	17	16	24	57
Playing Time		20m	21m	28m	1h09m

First Referee: FIROUZI Ebrahim (IRI)

Second Referee: MANNERSUO Sari (FIN)

SLO - SLOVENIA

Non-scoring Diggers		Rk	No	Name	Digs	Faults	Receptions	Total Attempts	Avg by Set	
		1	10	KOTNIK Sasa	10	4	8	22	3.33	
		1	1	URNAUT Anita	10	5	3	18	3.33	
		3	8	GOSNAK Danica	9	5	5	19	3.00	
		4	9	TOMIC Stefaka	5	3	2	10	1.67	
		5	5	CENCELJ Marinka	2	1	2	5	0.67	
		5	4	JAKIN Bogomira	2	2	1	5	0.67	
		5	7	SART Alenka	2	-	1	3	0.67	
		5	6	OCEPEK Suzana	2	1	-	3	0.67	
		9	2	GRADISEK Emilie	-	1	1	2	0.00	
				3	KOVACIC Boza	-	-	-	-	
			14	JUSTIN Ana	-	-	-	-		
Team Totals					42	22	23	87	14.00	
Non-scoring Setters		Rk	No	Name	Running Sets	Faults	Still Sets	Total Attempts	Avg by Set	
		1	8	GOSNAK Danica	2	1	21	24	0.67	
		2	5	CENCELJ Marinka	1	-	8	9	0.33	
		3	10	KOTNIK Sasa	-	-	10	10	0.00	
		3	4	JAKIN Bogomira	-	-	9	9	0.00	
		3	1	URNAUT Anita	-	-	8	8	0.00	
		3	9	TOMIC Stefaka	-	-	3	3	0.00	
		3	7	SART Alenka	-	-	1	1	0.00	
				2	GRADISEK Emilie	-	-	-	-	
				3	KOVACIC Boza	-	-	-	-	
				6	OCEPEK Suzana	-	-	-	-	
			14	JUSTIN Ana	-	-	-	-		
Team Totals					3	1	60	64	1.00	
Non-scoring Receivers		Rk	No	Name	Excellents	Faults	Serve Receptions	Total Attempts	Succ %	
		1	6	OCEPEK Suzana	14	3	3	20	70.00	
			8	GOSNAK Danica	7	3	1	11		
			5	CENCELJ Marinka	5	2	-	7		
			10	KOTNIK Sasa	6	-	-	6		
			2	GRADISEK Emilie	4	-	1	5		
			1	URNAUT Anita	3	1	1	5		
			7	SART Alenka	4	1	-	5		
			4	JAKIN Bogomira	1	-	1	2		
			9	TOMIC Stefaka	2	-	-	2		
			3	KOVACIC Boza	-	-	-	-		
			14	JUSTIN Ana	-	-	-	-		
Team Totals					46	10	7	63	73.02	
Limit										
25.00 %										

Legend:	Avg	Eff%	Rk	Succ %
Average	Efficiency	Rank	Success %	



START LIST

参赛名单

UKR vs LTU

P1

First Referee: CAMPBELL Joseph (USA)

Second Referee: KARADI Gabor (HUN)

UKR - UKRAINE Uniform Colour: WHITE

No	C/L	Name	Sport Class	Date of Birth	Tournament Totals				
					Spike	Block	Serve	Total	%
1		PRYVALYKHINA Margaryta	MD	9 MAR 1980	15	5	0	20	9.13
2	C	CHURKINA Anzhelika	MD	18 SEP 1969	22	4	2	28	12.79
3		LOMAKINA Liubov	D	25 SEP 1955	2	2	0	4	1.83
4		KUZNETSOVA Galyna	D	22 JAN 1960	2	3	2	7	3.20
6		YUDINA Ilona	D	28 JUN 1984	43	9	12	64	29.22
7		KLOCHKOVA Larysa	D	15 APR 1970	28	7	4	39	17.81
8		GRANOVSKA Oleksandra	D	25 MAR 1952	0	0	1	1	0.46
9		OSETYNSKA Inna	D	1 JAN 1967	15	6	9	30	13.70
10		LYSENKO Alla	D	31 MAY 1969	9	11	6	26	11.87

Head Coach: TYMOSHENKO Viktor (UKR) Assistant: MALOYVAN Yaroslav (UKR)

Results in these Paralympic Games	Phase	Opponent	Sets	Points per Set
	5-8 Classification	LAT	3 - 0	25-22, 25-20, 25-20
	Preliminary-Pool A	JPN	3 - 0	25-16, 25-14, 25-18
	Preliminary-Pool A	SLO	1 - 3	25-11, 18-25, 17-25, 22-25
	Preliminary-Pool A	NED	1 - 3	14-25, 25-23, 21-25, 19-25

LTU - LITHUANIA Uniform Colour: YELLOW

No	C/L	Name	Sport Class	Date of Birth	Tournament Totals				
					Spike	Block	Serve	Total	%
2		VERBUVIENE Jurate	D	25 OCT 1956	7	5	6	18	9.94
3		BUDINIENE Liudmila	D	26 JAN 1953	3	0	1	4	2.21
4	C	BAUMGARTE Malda	D	7 JAN 1965	17	2	13	32	17.68
5		ZILYTE Virginija	D	31 DEC 1971	9	13	2	24	13.26
6		DMITRIJEVA Virginija	D	21 SEP 1961	0	0	2	2	1.10
7		LATAUSKAITE Rita	D	20 JAN 1976	0	0	0	0	0.00
8		SUSINSKYTE Neringa	MD	2 OCT 1971	2	3	6	11	6.08
9		URBUTIENE Jolita	D	23 FEB 1976	29	16	8	53	29.28
10		CVIRKIENE Ruta	MD	13 JUL 1972	17	6	5	28	15.47
13		LINGYTE Karolina	D	2 JAN 1989	5	3	1	9	4.97

Head Coach: CVIRKIENE Ruta (LTU) Assistant: IVANAUSKAITE Asta (LTU)

Results in these Paralympic Games	Phase	Opponent	Sets	Points per Set
	5-8 Classification	JPN	3 - 1	25-19, 25-15, 22-25, 25-16
	Preliminary-Pool B	LAT	3 - 1	16-25, 25-16, 25-19, 25-19
	Preliminary-Pool B	CHN	0 - 3	18-25, 17-25, 14-25
	Preliminary-Pool B	USA	0 - 3	15-25, 18-25, 9-25

Legend:	%	Percent of total team scoring	C	Team Captain	L	Libero Player
---------	---	-------------------------------	---	--------------	---	---------------



PLAY BY PLAY

比赛回合文字播报

Match Duration: 59m
Spectators: 2,800

UKR vs LTU
3 vs 0

Team	Sets	1	2	3	Total
UKR	3	25	25	25	75
LTU	0	16	16	19	51
Playing Time		14m	19m	20m	53m

First Referee: CAMPBELL Joseph (USA)

Second Referee: KARADI Gabor (HUN)

SET 1

Rally	UKR - Ukraine			Lead	Score	Lead	LTU - Lithuania		
1	Serve	6 YUDINA I	Serve Hit						
	Spike	10 LYSENKO A	Fault		0-1	1	+ Block	10 CVIRKIENE R	Kill Block
2							Serve	10 CVIRKIENE R	Serve Hit
	Spike	6 YUDINA I	Spike +		1-1		Block	9 URBUTIENE J	Fault
3	Serve	4 KUZNETSOVA G	Serve Hit						
			Opp error +	1	2-1		Dig	2 VERBUVIENE J	Fault
4	Serve	4 KUZNETSOVA G	Serve Hit						
	Spike	6 YUDINA I	Fault		2-2		+ Spike	4 BAUMGARTE M	Spike
5							Serve	2 VERBUVIENE J	Serve Hit
	Dig	4 KUZNETSOVA G	Fault		2-3	1	+ Spike	9 URBUTIENE J	Spike
6							Serve	2 VERBUVIENE J	Serve Hit
			Opp error +		3-3		Block	13 LINGYTE K	Fault
7	Serve	2 CHURKINA A	Serve Hit						
	Spike	9 OSETYNSKA I	Spike +	1	4-3		Dig	2 VERBUVIENE J	Fault
8	Serve	2 CHURKINA A	Serve Hit						
	Dig	4 KUZNETSOVA G	Fault		4-4		+ Spike	9 URBUTIENE J	Spike
9							Serve	4 BAUMGARTE M	Serve Hit
	Spike	7 KLOCHKOVA L	Spike +	1	5-4		Block	13 LINGYTE K	Fault
10	Serve	10 LYSENKO A	Serve Hit						
			Opp error +	2	6-4		Spike	10 CVIRKIENE R	Fault
11	Serve	10 LYSENKO A	Serve Hit						
	Block	6 YUDINA I	Fault	1	6-5		+ Spike	9 URBUTIENE J	Spike
12	Block	6 YUDINA I	Fault		6-6		+ Serve	9 URBUTIENE J	Aces
							Serve	9 URBUTIENE J	Serve Hit
13							Spike	9 URBUTIENE J	Fault
			Opp error +	1	7-6				
14	Serve	9 OSETYNSKA I	Serve Hit						
	Spike	2 CHURKINA A	Spike +	2	8-6		Dig	4 BAUMGARTE M	Fault
15	Serve	9 OSETYNSKA I	Serve Hit						
	Block	6 YUDINA I	Kill Block +	3	9-6		Spike	4 BAUMGARTE M	Fault
16	Serve	9 OSETYNSKA I	Aces +	4	10-6		Reception	9 URBUTIENE J	Fault
	Serve	9 OSETYNSKA I	Serve Hit						
17	Spike	7 KLOCHKOVA L	Fault	3	10-7		+ Block	10 CVIRKIENE R	Kill Block
							Serve	13 LINGYTE K	Serve Hit
18	Spike	6 YUDINA I	Spike +	4	11-7		Dig	4 BAUMGARTE M	Fault
	Serve	7 KLOCHKOVA L	Serve Hit						
19							Dig	5 ZILYTE V	Fault
			Opp error +	5	12-7				
20	Serve	7 KLOCHKOVA L	Serve Hit						
	Block	2 CHURKINA A	Fault	4	12-8		+ Spike	5 ZILYTE V	Spike
21							Serve	5 ZILYTE V	Serve Hit
	Spike	2 CHURKINA A	Fault	3	12-9		+		Opp error



PLAY BY PLAY

比赛回合文字播报

SET 1

Rally	UKR - Ukraine				Lead	Score	Lead	LTU - Lithuania			
22	Spike	2	CHURKINA A	Spike +	4	13-9		Serve	5	ZILYTE V	Serve Hit
								Block	10	CVIRKIENE R	Fault
23	Serve	6	YUDINA I	Serve Hit							
	Dig	6	YUDINA I	Fault	3	13-10	+	Spike	2	VERBUVIENE J	Spike
24	Spike	6	YUDINA I	Fault	2	13-11	+	Serve	10	CVIRKIENE R	Serve Hit
								Block	9	URBUTIENE J	Kill Block
25				Opp error +	3	14-11		Serve	10	CVIRKIENE R	Fault
26	Serve	4	KUZNETSOVA G	Serve Hit							
	Spike	2	CHURKINA A	Spike +	4	15-11		Block	9	URBUTIENE J	Fault
27	Serve	4	KUZNETSOVA G	Serve Hit							
	Block	2	CHURKINA A	Kill Block +	5	16-11		Spike	4	BAUMGARTE M	Fault
28	Serve	4	KUZNETSOVA G	Fault	4	16-12	+				Opp error
29	Spike	2	CHURKINA A	Fault	3	16-13	+	Serve	2	VERBUVIENE J	Serve Hit
											Opp error
30	Spike	9	OSETYNSKA I	Spike +	4	17-13		Serve	2	VERBUVIENE J	Serve Hit
								Block	4	BAUMGARTE M	Fault
31	Serve	2	CHURKINA A	Serve Hit							
	Spike	7	KLOCHKOVA L	Spike +	5	18-13		Dig	10	CVIRKIENE R	Fault
32	Serve	2	CHURKINA A	Serve Hit							
	Spike	7	KLOCHKOVA L	Fault	4	18-14	+	Spike	4	BAUMGARTE M	Spike
33				Opp error +	5	19-14		Serve	4	BAUMGARTE M	Fault
34	Serve	10	LYSENKO A	Aces +	6	20-14		Dig	10	CVIRKIENE R	Fault
35	Serve	10	LYSENKO A	Aces +	7	21-14		Dig	13	LINGYTE K	Fault
36	Serve	10	LYSENKO A	Serve Hit							
				Opp error +	8	22-14		Spike	10	CVIRKIENE R	Fault
								TIMEOUT			
37	Serve	10	LYSENKO A	Aces +	9	23-14		Reception	2	VERBUVIENE J	Fault
38	Serve	10	LYSENKO A	Serve Hit							
	Block	7	KLOCHKOVA L	Fault	8	23-15	+	Spike	5	ZILYTE V	Spike
39	Block	7	KLOCHKOVA L	Kill Block +	9	24-15		Serve	9	URBUTIENE J	Serve Hit
								Dig	5	ZILYTE V	Fault
40	Serve	9	OSETYNSKA I	Serve Hit							
	Spike	6	YUDINA I	Fault	8	24-16	+				Opp error
41				Opp error +	9	25-16		Serve	13	LINGYTE K	Serve Hit
								Block	5	ZILYTE V	Fault

SET 2

Rally	UKR - Ukraine				Lead	Score	Lead	LTU - Lithuania			
42	Spike	2	CHURKINA A	Spike +	1	1-0		Serve	10	CVIRKIENE R	Serve Hit
								Block	4	BAUMGARTE M	Fault
43	Serve	4	KUZNETSOVA G	Serve Hit							
	Spike	10	LYSENKO A	Fault		1-1	+				Opp error
44	Spike	9	OSETYNSKA I	Spike +	1	2-1		Serve	2	VERBUVIENE J	Serve Hit
								Dig	2	VERBUVIENE J	Fault
45	Serve	2	CHURKINA A	Serve Hit							
	Block	7	KLOCHKOVA L	Fault		2-2	+	Spike	9	URBUTIENE J	Spike
46	Spike	7	KLOCHKOVA L	Spike +	1	3-2		Serve	4	BAUMGARTE M	Serve Hit
								Set	9	URBUTIENE J	Fault
47	Serve	10	LYSENKO A	Fault		3-3	+				Opp error



PLAY BY PLAY

比赛回合文字播报

SET 2

Rally	UKR - Ukraine				Lead	Score	Lead	LTU - Lithuania		
								Serve	9 URBUTIENE J	Serve Hit
48	Spike	7 KLOCHKOVA L	Spike	+	1	4-3		Block	5 ZILYTE V	Fault
49	Serve	9 OSETYNSKA I	Aces	+	2	5-3			T E A M	Fault
50	Serve	9 OSETYNSKA I	Fault		1	5-4		+		Opp error
51			Opp error	+	2	6-4		Serve	13 LINGYTE K	Fault
52	Serve	7 KLOCHKOVA L	Fault		1	6-5		+		Opp error
								Serve	5 ZILYTE V	Serve Hit
53	Spike	6 YUDINA I	Spike	+	2	7-5		Dig	5 ZILYTE V	Fault
54	Serve	6 YUDINA I	Fault		1	7-6		+	Block	2 VERBUVIENE J
								Serve	10 CVIRKIENE R	Serve Hit
55	Spike	2 CHURKINA A	Spike	+	2	8-6		Dig	10 CVIRKIENE R	Fault
	Serve	4 KUZNETSOVA G	Serve Hit							
56		T E A M	Fault		1	8-7		+	Spike	4 BAUMGARTE M
								Serve	2 VERBUVIENE J	Serve Hit
57	Spike	2 CHURKINA A	Fault			8-8		+	Block	13 LINGYTE K
								Serve	2 VERBUVIENE J	Serve Hit
58	Spike	9 OSETYNSKA I	Spike	+	1	9-8		Dig	13 LINGYTE K	Fault
59	Serve	2 CHURKINA A	Aces	+	2	10-8		Reception	2 VERBUVIENE J	Fault
	Serve	2 CHURKINA A	Serve Hit							
60	Block	7 KLOCHKOVA L	Kill Block	+	3	11-8		Spike	4 BAUMGARTE M	Fault
61	Serve	2 CHURKINA A	Aces	+	4	12-8		Reception	2 VERBUVIENE J	Fault
										TIMEOUT
	Serve	2 CHURKINA A	Serve Hit							
62	Spike	7 KLOCHKOVA L	Spike	+	5	13-8		Block	4 BAUMGARTE M	Fault
63	Serve	2 CHURKINA A	Aces	+	6	14-8		Reception	4 BAUMGARTE M	Fault
	Serve	2 CHURKINA A	Serve Hit							
64	Spike	7 KLOCHKOVA L	Fault		5	14-9		+		Opp error
	Serve	7 KLOCHKOVA L	Spike	+	6	15-9		Serve	4 BAUMGARTE M	Serve Hit
65	Spike	7 KLOCHKOVA L	Spike	+	6	15-9		Spike	5 ZILYTE V	Fault
	Serve	10 LYSENKO A	Serve Hit							
66	Dig	10 LYSENKO A	Fault		5	15-10		+	Spike	9 URBUTIENE J
								Serve	9 URBUTIENE J	Serve Hit
67	Spike	6 YUDINA I	Fault		4	15-11		+		Opp error
								Serve	9 URBUTIENE J	Serve Hit
68	Spike	6 YUDINA I	Spike	+	5	16-11		Block	13 LINGYTE K	Fault
	Sub	2 CHURKINA A	Out							
		3 LOMAKINA L	In							
	Sub	4 KUZNETSOVA G	Out							
		1 PRYVALYKHINA M	In							
69	Serve	9 OSETYNSKA I	Fault		4	16-12		+	Block	5 ZILYTE V
								Sub	13 LINGYTE K	Out
									6 DMITRIJEVA V	In
								Serve	6 DMITRIJEVA V	Serve Hit
70			Opp error	+	5	17-12		Spike	5 ZILYTE V	Fault
	Serve	7 KLOCHKOVA L	Serve Hit							
71	Block	1 PRYVALYKHINA M	Kill Block	+	6	18-12		Spike	5 ZILYTE V	Fault
72	Serve	7 KLOCHKOVA L	Fault		5	18-13		+		Opp error
								Serve	5 ZILYTE V	Serve Hit
73	Spike	1 PRYVALYKHINA M	Spike	+	6	19-13			T E A M	Fault



PLAY BY PLAY

比赛回合文字播报

SET 2

Rally	UKR - Ukraine				Lead	Score	Lead	LTU - Lithuania		
74	Serve	6 YUDINA I	Aces	+	7	20-13		Reception	5 ZILYTE V	Fault
75	Serve	6 YUDINA I	Fault		6	20-14	+			Opp error
76	Spike	1 PRYVALYKHINA M	Spike	+	7	21-14		Serve	10 CVIRKIENE R T E A M	Serve Hit Fault
77	Serve	1 PRYVALYKHINA M	Serve Hit							
	Dig	9 OSETYNSKA I	Fault		6	21-15	+	Spike	9 URBUTIENE J	Spike
78	Spike	9 OSETYNSKA I	Fault		5	21-16	+	Serve	2 VERBUVIENE J	Serve Hit
								Block	9 URBUTIENE J	Kill Block
79	Spike	9 OSETYNSKA I	Spike	+	6	22-16		Serve	2 VERBUVIENE J	Serve Hit
								Block	4 BAUMGARTE M	Fault
80	Serve	3 LOMAKINA L	Serve Hit							
	Spike	7 KLOCHKOVA L	Spike	+	7	23-16		Dig	9 URBUTIENE J	Fault
81	Serve	3 LOMAKINA L	Serve Hit							
	Block	10 LYSENKO A	Kill Block	+	8	24-16		Spike	9 URBUTIENE J	Fault
82	Serve	3 LOMAKINA L	Serve Hit							
	Spike	7 KLOCHKOVA L	Spike	+	9	25-16		Dig	5 ZILYTE V	Fault

SET 3

Rally	UKR - Ukraine				Lead	Score	Lead	LTU - Lithuania			
		6 YUDINA I	In								
83	Serve	6 YUDINA I	Fault			0-1	1	+	Block	2 VERBUVIENE J	Kill Block
84	Spike	2 CHURKINA A	Fault			0-2	2	+	Block	4 BAUMGARTE M	Kill Block
85	Spike	2 CHURKINA A	Spike	+		1-2	1		Serve	10 CVIRKIENE R	Serve Hit
									Block	9 URBUTIENE J	Fault
86	Serve	4 KUZNETSOVA G	Serve Hit								
			Opp error	+		2-2			Spike	10 CVIRKIENE R	Fault
87	Serve	4 KUZNETSOVA G T E A M	Serve Hit								
			Fault			2-3	1	+			Opp error
88	Spike	9 OSETYNSKA I	Fault			2-4	2	+	Serve	2 VERBUVIENE J	Serve Hit
											Opp error
89			Opp error	+		3-4	1		Serve	2 VERBUVIENE J	Serve Hit
									Set	4 BAUMGARTE M	Fault
90	Serve	2 CHURKINA A	Serve Hit								
	Dig	2 CHURKINA A	Fault			3-5	2	+	Spike	4 BAUMGARTE M	Spike
91	Block	10 LYSENKO A	Fault			3-6	3	+	Serve	4 BAUMGARTE M	Serve Hit
											Opp error
92	Spike	7 KLOCHKOVA L	Spike	+		4-6	2		Serve	4 BAUMGARTE M	Serve Hit
									Block	9 URBUTIENE J	Fault
93	Serve	10 LYSENKO A	Serve Hit								
			Opp error	+		5-6	1		Spike	3 BUDINIENE L	Fault
94	Serve	10 LYSENKO A	Fault			5-7	2	+			Opp error
95	Block	6 YUDINA I	Kill Block	+		6-7	1		Serve	9 URBUTIENE J	Serve Hit
									Spike	10 CVIRKIENE R	Fault
96	Serve	9 OSETYNSKA I	Serve Hit								
	Spike	6 YUDINA I	Spike	+		7-7			Block	3 BUDINIENE L	Fault
97	Serve	9 OSETYNSKA I	Fault			7-8	1	+			Opp error
98	Spike	6 YUDINA I	Spike	+		8-8			Serve	3 BUDINIENE L	Serve Hit
									Block	10 CVIRKIENE R	Fault



PLAY BY PLAY

比赛回合文字播报

SET 3

Rally	UKR - Ukraine				Lead	Score	Lead	LTU - Lithuania		
99	Serve	7 KLOCHKOVA L	Aces	+	1	9-8		Reception	9 URBUTIENE J	Fault
100	Serve	7 KLOCHKOVA L	Fault			9-9		+		Opp error
101	Spike	6 YUDINA I	Spike	+	1	10-9		Serve	5 ZILYTE V	Serve Hit
								Dig	5 ZILYTE V	Fault
102	Serve	6 YUDINA I	Serve Hit							
		T E A M	Fault			10-10		+	Spike	4 BAUMGARTE M
								Sub	10 CVIRKIENE R	Out
									8 SUSINSKYTE N	In
103	Reception	9 OSETYNSKA I	Fault			10-11	1	+	Serve	8 SUSINSKYTE N
104			Opp error	+		11-11			Serve	8 SUSINSKYTE N
									Spike	4 BAUMGARTE M
105	Serve	4 KUZNETSOVA G	Serve Hit							
			Opp error	+	1	12-11			Spike	9 URBUTIENE J
106	Serve	4 KUZNETSOVA G	Serve Hit							
	Dig	6 YUDINA I	Fault			12-12		+	Spike	2 VERBUVIENE J
107			Opp error	+	1	13-12			Serve	2 VERBUVIENE J
									Block	4 BAUMGARTE M
108	Serve	2 CHURKINA A	Serve Hit							
	Block	7 KLOCHKOVA L	Kill Block	+	2	14-12			Reception	8 SUSINSKYTE N
109	Serve	2 CHURKINA A	Serve Hit							
			Opp error	+	3	15-12			Spike	4 BAUMGARTE M
110	Serve	2 CHURKINA A	Aces	+	4	16-12			Dig	8 SUSINSKYTE N
111	Serve	2 CHURKINA A	Aces	+	5	17-12			Reception	2 VERBUVIENE J
112	Serve	2 CHURKINA A	Serve Hit							
			Opp error	+	6	18-12			Dig	3 BUDINIENE L
113	Serve	2 CHURKINA A	Serve Hit							
		T E A M	Fault		5	18-13		+	Spike	9 URBUTIENE J
114	Set	10 LYSENKO A	Fault		4	18-14		+	Serve	4 BAUMGARTE M
										Serve Hit
115	Reception	6 YUDINA I	Fault		3	18-15		+	Serve	4 BAUMGARTE M
										Aces
									Sub	3 BUDINIENE L
										Out
										13 LINGYTE K
										In
116	Block	9 OSETYNSKA I	Fault		2	18-16		+	Serve	4 BAUMGARTE M
									Spike	13 LINGYTE K
										Serve Hit
117		T E A M	Fault		1	18-17		+	Serve	4 BAUMGARTE M
									Spike	9 URBUTIENE J
										Serve Hit
118			Opp error	+	2	19-17			Serve	4 BAUMGARTE M
									Set	2 VERBUVIENE J
										Fault
	Sub	10 LYSENKO A	Out							
		8 GRANOVSKA O	In							
119	Serve	8 GRANOVSKA O	Aces	+	3	20-17			Reception	8 SUSINSKYTE N
										Fault
120	Serve	8 GRANOVSKA O	Serve Hit							
			Opp error	+	4	21-17			Spike	8 SUSINSKYTE N
										Fault
121	Serve	8 GRANOVSKA O	Serve Hit							
	Block	7 KLOCHKOVA L	Fault		3	21-18		+	Spike	9 URBUTIENE J
										Spike



PLAY BY PLAY

比赛回合文字播报

SET 3

Rally	UKR - Ukraine			Lead	Score	Lead	LTU - Lithuania		
	Sub	8 GRANOVSKA O	Out						
		10 LYSENKO A	In						
122	Block	7 KLOCHKOVA L	Kill Block +	4	22-18		Serve	9 URBUTIENE J	Serve Hit
							Spike	8 SUSINSKYTE N	Fault
123	Serve	9 OSETYNSKA I	Serve Hit						
	Block	4 KUZNETSOVA G	Fault	3	22-19		+ Spike	13 LINGYTE K	Spike
	Sub	2 CHURKINA A	Out						
		3 LOMAKINA L	In						
	Sub	4 KUZNETSOVA G	Out						
		1 PRYVALYKHINA M	In						
124	Block	1 PRYVALYKHINA M	Kill Block +	4	23-19		Serve	13 LINGYTE K	Fault
							TIMEOUT		
125	Serve	7 KLOCHKOVA L	Aces +	5	24-19		Reception	9 URBUTIENE J	Fault
126	Serve	7 KLOCHKOVA L	Serve Hit						
			Opp error +	6	25-19		Block	8 SUSINSKYTE N	Fault

Legend:

+ Point scored by team **Opp** Opponent **Sub** Substitution



MATCH RESULT

比赛结果表

P2

Match Duration: 59m
Spectators: 2,800

UKR vs LTU
3 vs 0

Team	Sets	1	2	3	Total
UKR	3	25	25	25	75
LTU	0	16	16	19	51
Playing Time		14m	19m	20m	53m

First Referee: CAMPBELL Joseph (USA)

Second Referee: KARADI Gabor (HUN)

UKR - UKRAINE								
No	C/L	Name	1	2	3	4	5	Pts
1		PRYVALYKHINA Margaryta		4	4			4
2	C	CHURKINA Anzhelika	3	3	2			12
3		LOMAKINA Liubov		2	2			0
4		KUZNETSOVA Galyna	2	2	1			0
6		YUDINA Ilona	1	1				10
7		KLOCHKOVA Larysa	6	6	5			15
8		GRANOVSKA Oleksandra			10			1
9		OSETYNSKA Inna	5	5	4			7
10		LYSENKO Alla	4	4	3			4
Head Coach:		TYMOSHENKO Viktor (UKR)						
Assistant Coach:		MALOYVAN Yaroslav (UKR)						

LTU - LITHUANIA								
No	C/L	Name	1	2	3	4	5	Pts
2		VERBUVIENE Jurate	3	2	3			4
3		BUDINIENE Liudmila			6			0
4	C	BAUMGARTE Malda	4	3	4			7
5		ZILYTE Virginija	1	6	1			3
6		DMITRIJEVA Virginija		13				0
7		LATAUSKAITE Rita						0
8		SUSINSKYTE Neringa			10			1
9		URBUTIENE Jolita	5	4	5			12
10		CVIRKIENE Ruta	2	1	2			2
13		LINGYTE Karolina	6	5	3			3
Head Coach:								
Assistant Coach:		IVANAUSKAITE Asta (LTU)						

TEAM AND PLAYER PERFORMANCES

Won	Total Atts	No	Name
29	74	Total Team	
9	17	7	KLOCHKOVA Larysa
7	19	6	YUDINA Ilona
6	15	2	CHURKINA Anzhelika
10	35	Total Team	
4	11	7	KLOCHKOVA Larysa
2	7	6	YUDINA Ilona
2	2	1	PRYVALYKHINA Margaryta
14	74	Total Team	
5	18	2	CHURKINA Anzhelika
3	11	10	LYSENKO Alla
2	11	9	OSETYNSKA Inna
22		Total Team	
75	183	Total Team	
15	37	7	KLOCHKOVA Larysa

Scoring Skills
Spike
Block
Serve
Opp Error
Total
Best Scorer

Won	Total Atts	No	Name
20	81	Total Team	
9	22	9	URBUTIENE Jolita
5	15	4	BAUMGARTE Malda
2	13	5	ZILYTE Virginija
9	39	Total Team	
2	8	9	URBUTIENE Jolita
2	5	10	CVIRKIENE Ruta
2	2	2	VERBUVIENE Jurate
3	52	Total Team	
1	11	4	BAUMGARTE Malda
1	8	9	URBUTIENE Jolita
1	2	8	SUSINSKYTE Neringa
19		Total Team	
51	172	Total Team	
12	38	9	URBUTIENE Jolita

Legend:			
Atts	Attempts	C	Team Captain
n	Starting Line-Up where n=starting position on Court (i.e. positions 1 to 6)	L	Libero Player
nn	Substitute where nn=jersey number of out going player	Opp	Opponent
		L	Substitute Libero
		Pts	Points scored



MATCH RESULT

比赛结果表

P2

Match Duration: 59m
Spectators: 2,800

UKR vs LTU
3 vs 0

Team	Sets	1	2	3	Total
UKR	3	25	25	25	75
LTU	0	16	16	19	51
Playing Time		14m	19m	20m	53m

First Referee: CAMPBELL Joseph (USA)

Second Referee: KARADI Gabor (HUN)

UKR - UKRAINE								
No	C/L	Name	1	2	3	4	5	Pts
1		PRYVALYKHINA Margaryta		4	4			4
2	C	CHURKINA Anzhelika	3	3	3			12
3		LOMAKINA Liubov		2	2			0
4		KUZNETSOVA Galyna	2	2	2			0
6		YUDINA Ilona	1	1	1			10
7		KLOCHKOVA Larysa	6	6	6			15
8		GRANOVSKA Oleksandra			10			1
9		OSETYNSKA Inna	5	5	5			7
10		LYSENKO Alla	4	4	4			4
Head Coach:		TYMOSHENKO Viktor (UKR)						
Assistant Coach:		MALOYVAN Yaroslav (UKR)						

LTU - LITHUANIA								
No	C/L	Name	1	2	3	4	5	Pts
2		VERBUVIENE Jurate	3	2	3			4
3		BUDINIENE Liudmila			6			0
4	C	BAUMGARTE Malda	4	3	4			7
5		ZILYTE Virginija	1	6	1			3
6		DMITRIJEVA Virginija		13				0
7		LATAUSKAITE Rita						0
8		SUSINSKYTE Neringa			10			1
9		URBUTIENE Jolita	5	4	5			12
10		CVIRKIENE Ruta	2	1	2			2
13		LINGYTE Karolina	6	5	3			3
Head Coach:								
Assistant Coach:		IVANAUSKAITE Asta (LTU)						

TEAM AND PLAYER PERFORMANCES

Won	Total Atts	No	Name
29	74	Total Team	
9	17	7	KLOCHKOVA Larysa
7	19	6	YUDINA Ilona
6	15	2	CHURKINA Anzhelika
10	35	Total Team	
4	11	7	KLOCHKOVA Larysa
2	7	6	YUDINA Ilona
2	2	1	PRYVALYKHINA Margaryta
14	74	Total Team	
5	18	2	CHURKINA Anzhelika
3	11	10	LYSENKO Alla
2	11	9	OSETYNSKA Inna
22		Total Team	
75	183	Total Team	
15	37	7	KLOCHKOVA Larysa

Scoring Skills
Spike
Block
Serve
Opp Error
Total
Best Scorer

Won	Total Atts	No	Name
20	81	Total Team	
9	22	9	URBUTIENE Jolita
5	15	4	BAUMGARTE Malda
2	13	5	ZILYTE Virginija
9	39	Total Team	
2	8	9	URBUTIENE Jolita
2	5	10	CVIRKIENE Ruta
2	2	2	VERBUVIENE Jurate
3	52	Total Team	
1	11	4	BAUMGARTE Malda
1	8	9	URBUTIENE Jolita
1	2	8	SUSINSKYTE Neringa
19		Total Team	
51	172	Total Team	
12	38	9	URBUTIENE Jolita

Legend:			
Atts	Attempts	C	Team Captain
n	Starting Line-Up where n=starting position on Court (i.e. positions 1 to 6)	L	Libero Player
nn	Substitute where nn=jersey number of out going player	Opp	Opponent
		L	Substitute Libero
		Pts	Points scored

Player 6 for UKR was missing in set 3 line-up in version 1.0 of this report.



MATCH STATISTICS

比赛技术统计

P3

Match Duration: 59m
Spectators: 2,800




UKR vs LTU
3 vs 0

Team	Sets	1	2	3	Total
UKR	3	25	25	25	75
LTU	0	16	16	19	51
Playing Time		14m	19m	20m	53m

First Referee: CAMPBELL Joseph (USA)

Second Referee: KARADI Gabor (HUN)

UKR - UKRAINE

Scoring Spikers	Rk	No	Name	Spikes	Faults	Shots	Total Attempts	Eff %
	1	7	KLOCHKOVA Larysa	9	3	5	17	35.29
	2	9	OSETYNSKA Inna	5	2	6	13	23.08
	3	6	YUDINA Ilona	7	4	8	19	15.79
	4	2	CHURKINA Anzhelika	6	4	5	15	13.33
Limit 15.00 %		10	LYSENKO Alla	-	2	4	6	
		1	PRYVALYKHINA Margaryta	2	-	1	3	
		8	GRANOVSKA Oleksandra	-	-	1	1	
		3	LOMAKINA Liubov	-	-	-	-	
		4	KUZNETSOVA Galyna	-	-	-	-	
Team Totals				29	15	30	74	18.92
Scoring Blockers	Rk	No	Name	Kill Blocks	Faults	Rebounds	Total Attempts	Avg by Set
	1	7	KLOCHKOVA Larysa	4	3	4	11	1.33
	2	6	YUDINA Ilona	2	2	3	7	0.67
	2	1	PRYVALYKHINA Margaryta	2	-	-	2	0.67
	4	10	LYSENKO Alla	1	1	4	6	0.33
	4	2	CHURKINA Anzhelika	1	1	1	3	0.33
	6	9	OSETYNSKA Inna	-	1	3	4	0.00
Limit 15.00 %		6	KUZNETSOVA Galyna	-	1	1	2	0.00
		3	LOMAKINA Liubov	-	-	-	-	
		8	GRANOVSKA Oleksandra	-	-	-	-	
Team Totals				10	9	16	35	3.33
Scoring Servers	Rk	No	Name	Aces	Faults	Serve Hits	Total Attempts	Avg by Set
	1	2	CHURKINA Anzhelika	5	-	13	18	1.67
	2	10	LYSENKO Alla	3	2	6	11	1.00
	3	9	OSETYNSKA Inna	2	3	6	11	0.67
	3	7	KLOCHKOVA Larysa	2	3	4	9	0.67
	5	6	YUDINA Ilona	1	3	3	7	0.33
	5	8	GRANOVSKA Oleksandra	1	-	2	3	0.33
	7	4	KUZNETSOVA Galyna	-	1	10	11	0.00
	7	3	LOMAKINA Liubov	-	-	3	3	0.00
Limit 15.00 %		7	PRYVALYKHINA Margaryta	-	-	1	1	0.00
	Team Totals				14	12	48	74
Team	Opponent Errors & Team Faults			22	5			



MATCH STATISTICS

比赛技术统计

P3

Match Duration: 59m
Spectators: 2,800




UKR vs LTU
3 vs 0

Team	Sets	1	2	3	Total
UKR	3	25	25	25	75
LTU	0	16	16	19	51
Playing Time		14m	19m	20m	53m

First Referee: CAMPBELL Joseph (USA)

Second Referee: KARADI Gabor (HUN)

UKR - UKRAINE

Non-scoring Diggers	Rk	No	Name	Digs	Faults	Receptions	Total Attempts	Avg by Set
	1	2	CHURKINA Anzhelika	12	1	-	13	4.00
	2	6	YUDINA Ilona	7	2	5	14	2.33
	3	9	OSETYNSKA Inna	5	1	3	9	1.67
	4	7	KLOCHKOVA Larysa	3	-	1	4	1.00
	5	4	KUZNETSOVA Galyna	2	2	1	5	0.67
	5	1	PRYVALYKHINA Margaryta	2	-	-	2	0.67
	7	10	LYSENKO Alla	1	1	1	3	0.33
	8	8	GRANOVSKA Oleksandra	-	-	1	1	0.00
Team Totals				32	7	12	51	10.67
Non-scoring Setters	Rk	No	Name	Running Sets	Faults	Still Sets	Total Attempts	Avg by Set
	1	9	OSETYNSKA Inna	2	-	13	15	0.67
	1	6	YUDINA Ilona	2	-	7	9	0.67
	3	2	CHURKINA Anzhelika	1	-	11	12	0.33
	3	7	KLOCHKOVA Larysa	1	-	5	6	0.33
	3	3	LOMAKINA Liubov	1	-	1	2	0.33
	6	4	KUZNETSOVA Galyna	-	-	4	4	0.00
	6	10	LYSENKO Alla	-	1	2	3	0.00
	8	8	GRANOVSKA Oleksandra	-	-	-	-	-
Team Totals				7	1	43	51	2.33
Non-scoring Receivers	Rk	No	Name	Excellents	Faults	Serve Receptions	Total Attempts	Succ %
	1	2	CHURKINA Anzhelika	10	-	3	13	76.92
	1	6	YUDINA Ilona	10	1	2	13	76.92
		9	OSETYNSKA Inna	6	1	1	8	
		7	KLOCHKOVA Larysa	5	-	-	5	
		4	KUZNETSOVA Galyna	4	-	-	4	
		10	LYSENKO Alla	1	-	1	2	
		1	PRYVALYKHINA Margaryta	1	-	-	1	
		3	LOMAKINA Liubov	1	-	-	1	
Team Totals				38	2	7	47	80.85
Limit								
25.00 %								

Legend:	Avg	Eff%	Rk	Succ %
	Average	Efficiency	Rank	Success %



MATCH STATISTICS

比赛技术统计

P3

Match Duration: 59m
Spectators: 2,800




UKR vs LTU
3 vs 0

Team	Sets	1	2	3	Total
UKR	3	25	25	25	75
LTU	0	16	16	19	51
Playing Time		14m	19m	20m	53m

First Referee: CAMPBELL Joseph (USA)

Second Referee: KARADI Gabor (HUN)

LTU - LITHUANIA

Scoring Spikers	Rk	No	Name	Spikes	Faults	Shots	Total Attempts	Eff %
	1	9	URBUTIENE Jolita	9	3	10	22	27.27
	2	4	BAUMGARTE Malda	5	5	5	15	0.00
	2	5	ZILYTE Virginija	2	3	8	13	0.00
		10	CVIRKIENE Ruta	-	4	8	12	
		3	BUDINIENE Liudmila	-	1	5	6	
		2	VERBUVIENE Jurate	2	-	3	5	
		8	SUSINSKYTE Neringa	-	2	2	4	
		13	LINGYTE Karolina	2	-	1	3	
		6	DMITRIJEVA Virginija	-	-	1	1	
		7	LATAUSKAITE Rita	-	-	-	-	
Limit 15.00 %	Team Totals			20	18	43	81	2.47
Scoring Blockers	Rk	No	Name	Kill Blocks	Faults	Rebounds	Total Attempts	Avg by Set
	1	9	URBUTIENE Jolita	2	4	2	8	0.67
	1	10	CVIRKIENE Ruta	2	2	1	5	0.67
	1	2	VERBUVIENE Jurate	2	-	-	2	0.67
	4	4	BAUMGARTE Malda	1	5	4	10	0.33
	4	5	ZILYTE Virginija	1	2	4	7	0.33
	4	13	LINGYTE Karolina	1	3	-	4	0.33
	7	3	BUDINIENE Liudmila	-	1	1	2	0.00
	7	8	SUSINSKYTE Neringa	-	1	-	1	0.00
		6	DMITRIJEVA Virginija	-	-	-	-	
		7	LATAUSKAITE Rita	-	-	-	-	
	Team Totals			9	18	12	39	3.00
Scoring Servers	Rk	No	Name	Aces	Faults	Serve Hits	Total Attempts	Avg by Set
	1	4	BAUMGARTE Malda	1	1	9	11	0.33
	1	9	URBUTIENE Jolita	1	-	7	8	0.33
	1	8	SUSINSKYTE Neringa	1	-	1	2	0.33
	4	2	VERBUVIENE Jurate	-	-	12	12	0.00
	4	10	CVIRKIENE Ruta	-	1	7	8	0.00
	4	5	ZILYTE Virginija	-	-	5	5	0.00
	4	13	LINGYTE Karolina	-	2	2	4	0.00
	4	3	BUDINIENE Liudmila	-	-	1	1	0.00
	4	6	DMITRIJEVA Virginija	-	-	1	1	0.00
		7	LATAUSKAITE Rita	-	-	-	-	
	Team Totals			3	4	45	52	1.00
Team	Opponent Errors & Team Faults			19	3			



MATCH STATISTICS

比赛技术统计

P3

Match Duration: 59m
Spectators: 2,800




UKR vs LTU
3 vs 0

Team	Sets	1	2	3	Total
UKR	3	25	25	25	75
LTU	0	16	16	19	51
Playing Time		14m	19m	20m	53m

First Referee: CAMPBELL Joseph (USA)

Second Referee: KARADI Gabor (HUN)

LTU - LITHUANIA

Non-scoring Diggers		Rk	No	Name	Digs	Faults	Receptions	Total Attempts	Avg by Set
		1	9	URBUTIENE Jolita	10	1	-	11	3.33
		2	5	ZILYTE Virginija	7	5	1	13	2.33
		3	10	CVIRKIENE Ruta	5	3	-	8	1.67
		4	2	VERBUVIENE Jurate	4	3	1	8	1.33
		4	4	BAUMGARTE Malda	4	2	-	6	1.33
		6	13	LINGYTE Karolina	2	2	-	4	0.67
		6	8	SUSINSKYTE Neringa	2	1	-	3	0.67
		8	3	BUDINIENE Liudmila	-	1	-	1	0.00
		6	DMITRIJEVA Virginija	-	-	-	-	-	-
		7	LATAUSKAITE Rita	-	-	-	-	-	-
Team Totals					34	18	2	54	11.33
Non-scoring Setters		Rk	No	Name	Running Sets	Faults	Still Sets	Total Attempts	Avg by Set
		1	8	SUSINSKYTE Neringa	1	-	-	1	0.33
		2	5	ZILYTE Virginija	-	-	11	11	0.00
		2	4	BAUMGARTE Malda	-	1	9	10	0.00
		2	9	URBUTIENE Jolita	-	1	8	9	0.00
		2	10	CVIRKIENE Ruta	-	-	8	8	0.00
		2	13	LINGYTE Karolina	-	-	8	8	0.00
		2	2	VERBUVIENE Jurate	-	1	5	6	0.00
		2	6	DMITRIJEVA Virginija	-	-	2	2	0.00
		2	3	BUDINIENE Liudmila	-	-	1	1	0.00
		7	LATAUSKAITE Rita	-	-	-	-	-	-
Team Totals					1	3	52	56	0.33
Non-scoring Receivers		Rk	No	Name	Excellents	Faults	Serve Receptions	Total Attempts	Succ %
		1	2	VERBUVIENE Jurate	13	4	-	17	76.47
			5	ZILYTE Virginija	9	1	2	12	
			10	CVIRKIENE Ruta	7	-	-	7	
			4	BAUMGARTE Malda	5	1	-	6	
			13	LINGYTE Karolina	4	-	-	4	
			8	SUSINSKYTE Neringa	2	2	-	4	
			9	URBUTIENE Jolita	-	3	1	4	
			3	BUDINIENE Liudmila	2	-	-	2	
			6	DMITRIJEVA Virginija	1	-	-	1	
			7	LATAUSKAITE Rita	-	-	-	-	
Team Totals					43	11	3	57	75.44
Limit									
25.00 %									

Legend:	Avg	Eff%	Rk	Succ %
	Average	Efficiency	Rank	Success %



START LIST

参赛名单

LAT vs JPN

P1

First Referee: FELDSHTEYN Viktor (UKR)

Second Referee: AN Qi (CHN)

LAT - LATVIA Uniform Colour: RED

No	C/L	Name	Sport Class	Date of Birth	Tournament Totals				
					Spike	Block	Serve	Total	%
2	C	BARKANE Inara	D	24 AUG 1963	4	4	3	11	8.87
3		RUSINA Nellija	D	24 AUG 1963	2	3	3	8	6.45
4		GAILITE Ivonna	D	31 MAY 1971	0	0	0	0	0.00
5		IVANOVA Diana	D	8 MAY 1989	0	0	0	0	0.00
6	L	JEGOROVA Olga	D	18 AUG 1987	0	0	0	0	0.00
7		DZALBA Una	MD	10 MAR 1987	6	0	1	7	5.65
8		SKUTANE Zanna	D	11 MAY 1977	12	6	6	24	19.35
9		GROMOVA Oksana	D	16 MAR 1968	6	9	3	18	14.52
10		JERMOLENKO Irina	MD	30 JUN 1965	30	8	8	46	37.10
11		SILA Linda	D	24 JUL 1985	1	2	1	4	3.23
12		KARLIETE Liga	D	17 JUN 1975	4	2	0	6	4.84

Head Coach: KOTANE Vita (LAT) Assistant: KOTANS Kristaps (LAT)

Results in these Paralympic Games	Phase	Opponent	Sets	Points per Set
	5-8 Classification	UKR	0 - 3	22-25, 20-25, 20-25
	Preliminary-Pool B	USA	0 - 3	12-25, 17-25, 11-25
	Preliminary-Pool B	LTU	1 - 3	25-16, 16-25, 19-25, 19-25
	Preliminary-Pool B	CHN	0 - 3	4-25, 7-25, 16-25

JPN - JAPAN Uniform Colour: BLACK

No	C/L	Name	Sport Class	Date of Birth	Tournament Totals				
					Spike	Block	Serve	Total	%
1		AWANO Sachie	D	13 SEP 1988	11	7	3	21	14.79
2		OSADA Mamiko	D	23 JUL 1967	6	2	2	10	7.04
3		OKAHIRA Yukari	D	9 MAR 1968	13	4	3	20	14.08
4		FUJII Junko	D	3 APR 1966	0	0	0	0	0.00
5		SAITO Yoko	D	21 SEP 1972	0	0	0	0	0.00
6		OMURA Shiori	MD	5 NOV 1985	46	7	4	57	40.14
7	C	KANEKI Emi	D	6 MAR 1982	11	4	4	19	13.38
8		KANEDA Noriko	D	21 FEB 1964	10	3	1	14	9.86
9		SAKAMOTO Tomoko	D	27 JAN 1967	1	0	0	1	0.70
10		TOMIYA Kiyoko	D	8 NOV 1966	0	0	0	0	0.00
11		SAKAMOTO Haruni	D	15 JUN 1967	0	0	0	0	0.00

Head Coach: MANO Yoshihisa (JPN) Assistant: YAMASHITA Shin (JPN)

Results in these Paralympic Games	Phase	Opponent	Sets	Points per Set
	5-8 Classification	LTU	1 - 3	19-25, 15-25, 25-22, 16-25
	Preliminary-Pool A	UKR	0 - 3	16-25, 14-25, 18-25
	Preliminary-Pool A	SLO	1 - 3	19-25, 25-21, 19-25, 9-25
	Preliminary-Pool A	NED	0 - 3	4-25, 21-25, 18-25

Legend:	%	Percent of total team scoring	C	Team Captain	L	Libero Player
---------	---	-------------------------------	---	--------------	---	---------------



PLAY BY PLAY

比赛回合文字播报

Match Duration: 1h40m
Spectators: 1,500

LAT vs JPN
3 vs 2

Team	Sets	1	2	3	4	5	Total
LAT	3	25	10	9	25	15	84
JPN	2	17	25	25	19	12	98
	Playing Time	19m	17m	17m	20m	15m	1h28m

First Referee: FELDSHTEYN Viktor (UKR)

Second Referee: AN Qi (CHN)

SET 1

Rally	LAT - Latvia			Lead	Score	Lead	JPN - Japan		
1	Serve	11 SILA L	Serve Hit						
	Block	8 SKUTANE Z	Kill Block +	1	1-0		Reception	1 AWANO S	Fault
2	Serve	11 SILA L	Serve Hit						
			Opp error +	2	2-0		Spike	6 OMURA S	Fault
3	Serve	11 SILA L	Aces +	3	3-0		Reception	1 AWANO S	Fault
4	Serve	11 SILA L	Serve Hit						
	Dig	9 GROMOVA O	Fault	2	3-1		+ Spike	2 OSADA M	Spike
5	Spike	2 BARKANE I	Spike +	3	4-1		Serve	7 KANEKI E	Serve Hit
							Dig	1 AWANO S	Fault
6	Serve	2 BARKANE I	Fault	2	4-2		+ Block	6 OMURA S	Kill Block
7	Reception	11 SILA L	Fault	1	4-3		+ Serve	5 SAITO Y	Aces
8	Reception	3 RUSINA N	Fault		4-4		+ Serve	5 SAITO Y	Aces
9	Spike	9 GROMOVA O	Spike +	1	5-4		Serve	5 SAITO Y	Serve Hit
							Dig	5 SAITO Y	Fault
10	Serve	8 SKUTANE Z	Serve Hit						
	Spike	10 JERMOLENKO I	Spike +	2	6-4		Dig	7 KANEKI E	Fault
11	Serve	8 SKUTANE Z	Serve Hit						
	Spike	10 JERMOLENKO I	Spike +	3	7-4		Dig	3 OKAHIRA Y	Fault
12	Serve	8 SKUTANE Z	Serve Hit						
	Dig	11 SILA L	Fault	2	7-5				Opp error
13	Reception	11 SILA L	Fault	1	7-6		+ Serve	6 OMURA S	Aces
14		T E A M	Fault		7-7		+ Serve	6 OMURA S	Aces
15	Spike	10 JERMOLENKO I	Spike +	1	8-7		Serve	6 OMURA S	Serve Hit
							Block	1 AWANO S	Fault
16	Serve	10 JERMOLENKO I	Serve Hit						
			Opp error +	2	9-7		Spike	6 OMURA S	Fault
17	Serve	10 JERMOLENKO I	Aces +	3	10-7		Reception	5 SAITO Y	Fault
18	Serve	10 JERMOLENKO I	Aces +	4	11-7		Reception	5 SAITO Y	Fault
19	Serve	10 JERMOLENKO I	Serve Hit						
			Opp error +	5	12-7		Spike	6 OMURA S	Fault
							TIMEOUT		
20	Serve	10 JERMOLENKO I	Serve Hit						
	Block	11 SILA L	Kill Block +	6	13-7		Dig	2 OSADA M	Fault
21	Serve	10 JERMOLENKO I	Serve Hit						
	Spike	3 RUSINA N	Fault	5	13-8				Opp error
22	Spike	3 RUSINA N	Fault	4	13-9		Serve	2 OSADA M	Serve Hit
									Opp error
23	Reception	10 JERMOLENKO I	Fault	3	13-10		+ Serve	2 OSADA M	Aces
24	Reception	8 SKUTANE Z	Fault	2	13-11		+ Serve	2 OSADA M	Aces



PLAY BY PLAY

比赛回合文字播报

SET 1

Rally	LAT - Latvia			Lead	Score	Lead	JPN - Japan		
	TIMEOUT								
25	Spike	10 JERMOLENKO I	Fault	1	13-12	+	Serve	2 OSADA M	Serve Hit Opp error
26	Spike	3 RUSINA N	Spike +	2	14-12		Serve	2 OSADA M	Serve Hit
	Serve	9 GROMOVA O	Serve Hit				Block	3 OKAHIRA Y	Fault
27	Spike	3 RUSINA N	Fault	1	14-13	+			Opp error
28			Opp error +	2	15-13		Serve	1 AWANO S	Serve Hit
							Dig	2 OSADA M	Fault
29	Serve	3 RUSINA N	Serve Hit				Dig	6 OMURA S	Fault
30	Spike	2 BARKANE I	Spike +	3	16-13		Reception	1 AWANO S	Fault
31	Serve	3 RUSINA N	Aces +	4	17-13				
	Serve	3 RUSINA N	Serve Hit				Dig	7 KANEKI E	Fault
			Opp error +	5	18-13				
32	Serve	3 RUSINA N	Serve Hit						
			Opp error +	6	19-13		T E A M		
							TIMEOUT		
33	Serve	3 RUSINA N	Serve Hit				Dig	1 AWANO S	Fault
			Opp error +	7	20-13				
34	Serve	3 RUSINA N	Serve Hit						
	Spike	8 SKUTANE Z	Fault	6	20-14	+			Opp error
							Sub	3 OKAHIRA Y	Out
								9 SAKAMOTO T	In
35			Opp error +	7	21-14		Serve	9 SAKAMOTO T	Fault
							Sub	9 SAKAMOTO T	Out
								3 OKAHIRA Y	In
36	Serve	11 SILA L	Serve Hit				Block	7 KANEKI E	Fault
	Spike	10 JERMOLENKO I	Spike +	8	22-14				
37	Serve	11 SILA L	Serve Hit				+	Spike	7 KANEKI E
	Dig	11 SILA L	Fault	7	22-15				Spike
38	Serve	11 SILA L	Serve Hit				Serve	7 KANEKI E	Serve Hit
	Spike	10 JERMOLENKO I	Fault	6	22-16	+			Opp error
39	Serve	11 SILA L	Serve Hit				Serve	7 KANEKI E	Serve Hit
	Spike	10 JERMOLENKO I	Spike +	7	23-16		Dig	7 KANEKI E	Fault
40	Serve	2 BARKANE I	Serve Hit				+	Spike	6 OMURA S
	Block	10 JERMOLENKO I	Fault	6	23-17				Spike
41	Serve	2 BARKANE I	Serve Hit				Serve	5 SAITO Y	Serve Hit
	Spike	10 JERMOLENKO I	Spike +	7	24-17				Fault
42	Serve	8 SKUTANE Z	Aces +	8	25-17		Reception	5 SAITO Y	Fault

SET 2

Rally	LAT - Latvia			Lead	Score	Lead	JPN - Japan		
43	Spike	10 JERMOLENKO I	Fault		0-1	1	+	Serve	3 OKAHIRA Y
									Serve Hit Opp error
44	Block	8 SKUTANE Z	Fault		0-2	2	+	Serve	3 OKAHIRA Y
									Aces
45	Serve	3 OKAHIRA Y	Serve Hit				Serve	3 OKAHIRA Y	Serve Hit
	Spike	10 JERMOLENKO I	Spike +		1-2	1	Dig	1 AWANO S	Fault
46	Serve	2 BARKANE I	Serve Hit						
	Spike	8 SKUTANE Z	Spike +		2-2		Dig	1 AWANO S	Fault



PLAY BY PLAY

比赛回合文字播报

SET 2

Rally	LAT - Latvia			Lead	Score	Lead	JPN - Japan			
47	Serve	2 BARKANE I	Serve Hit				Set	1 AWANO S	Fault	
			Opp error +	1	3-2					
48	Serve	2 BARKANE I	Aces +	2	4-2		Reception	1 AWANO S	Fault	
49	Serve	2 BARKANE I	Fault	1	4-3		+		Opp error	
50	Reception	11 SILA L	Fault		4-4		+ Serve	7 KANEKI E	Aces	
51	Spike	10 JERMOLENKO I	Spike +	1	5-4		Serve	7 KANEKI E	Serve Hit	
							Dig	3 OKAHIRA Y	Fault	
52	Serve	8 SKUTANE Z	Serve Hit							
	Block	9 GROMOVA O	Fault		5-5		+		Opp error	
53	Reception	2 BARKANE I	Fault		5-6	1	+ Serve	5 SAITO Y	Aces	
54	Reception	11 SILA L	Fault		5-7	2	+ Serve	5 SAITO Y	Aces	
55	Spike	10 JERMOLENKO I	Spike +		6-7	1	Serve	5 SAITO Y	Serve Hit	
							Dig	7 KANEKI E	Fault	
56	Serve	10 JERMOLENKO I	Serve Hit							
	Dig	2 BARKANE I	Fault		6-8	2	+ Spike	6 OMURA S	Spike	
57	Spike	10 JERMOLENKO I	Fault		6-9	3	+	Serve	6 OMURA S	Serve Hit
							+		Opp error	
58	Dig	9 GROMOVA O	Fault		6-10	4	+ Serve	6 OMURA S	Aces	
	TIMEOUT									
59			Opp error +		7-10	3	Serve	6 OMURA S	Serve Hit	
							Spike	1 AWANO S	Fault	
60	Serve	9 GROMOVA O	Serve Hit							
	Block	11 SILA L	Fault		7-11	4	+ Spike	1 AWANO S	Spike	
61	Set	3 RUSINA N	Fault		7-12	5	+	Serve	2 OSADA M	Serve Hit
							+		Opp error	
62	Reception	2 BARKANE I	Fault		7-13	6	+ Serve	2 OSADA M	Aces	
63	Block	3 RUSINA N	Fault		7-14	7	+ Serve	2 OSADA M	Serve Hit	
							+ Spike	7 KANEKI E	Spike	
	Sub	3 RUSINA N	Out							
		12 KARLIETE L	In							
64	Dig	10 JERMOLENKO I	Fault		7-15	8	+ Serve	2 OSADA M	Serve Hit	
							+ Spike	7 KANEKI E	Spike	
	Sub	10 JERMOLENKO I	Out							
		7 DZALBA U	In							
65	Block	11 SILA L	Fault		7-16	9	+	Serve	2 OSADA M	Serve Hit
							+		Opp error	
66	Reception	2 BARKANE I	Fault		7-17	10	+ Serve	2 OSADA M	Aces	
67	Reception	7 DZALBA U	Fault		7-18	11	+ Serve	2 OSADA M	Aces	
	TIMEOUT									
68	Dig	7 DZALBA U	Fault		7-19	12	+ Serve	2 OSADA M	Serve Hit	
							+ Spike	6 OMURA S	Spike	
	Sub	12 KARLIETE L	Out							
		3 RUSINA N	In							
69	Set	9 GROMOVA O	Fault		7-20	13	+	Serve	2 OSADA M	Serve Hit
							+		Opp error	
70	Block	11 SILA L	Fault		7-21	14	+ Serve	2 OSADA M	Serve Hit	
							+ Block	3 OKAHIRA Y	Kill Block	
71	Reception	6 JEGOROVA O	Fault		7-22	15	+ Serve	2 OSADA M	Aces	



PLAY BY PLAY

比赛回合文字播报

SET 2

Rally	LAT - Latvia			Lead	Score	Lead	JPN - Japan		
72	Spike	7 DZALBA U	Spike +		8-22	14	Serve	2 OSADA M	Serve Hit
							Dig	5 SAITO Y	Fault
73	Serve	3 RUSINA N	Serve Hit						
	Block	8 SKUTANE Z	Kill Block +		9-22	13	Dig	2 OSADA M	Fault
74	Serve	3 RUSINA N	Serve Hit						
	Set	7 DZALBA U	Fault		9-23	14			Opp error
75	Spike	7 DZALBA U	Fault		9-24	15	Serve	1 AWANO S	Serve Hit
									Opp error
76			Opp error +		10-24	14	Serve	1 AWANO S	Fault
77	Serve	11 SILA L	Serve Hit						
	Spike	7 DZALBA U	Fault		10-25	15	+ Block	7 KANEKI E	Kill Block

SET 3

Rally	LAT - Latvia			Lead	Score	Lead	JPN - Japan		
78	Serve	11 SILA L	Serve Hit						
	Dig	3 RUSINA N	Fault		0-1	1	+ Spike	2 OSADA M	Spike
79	Spike	10 JERMOLENKO I	Fault		0-2	2			Opp error
80	Dig	11 SILA L	Fault		0-3	3	+ Spike	7 KANEKI E	Serve Hit
								1 AWANO S	Spike
81	Spike	10 JERMOLENKO I	Spike +		1-3	2	Serve	7 KANEKI E	Serve Hit
							Dig	1 AWANO S	Fault
82	Serve	2 BARKANE I	Serve Hit						
	Dig	10 JERMOLENKO I	Fault		1-4	3	+ Spike	5 SAITO Y	Spike
83	Block	10 JERMOLENKO I	Fault		1-5	4	+ Serve	5 SAITO Y	Aces
84	Spike	8 SKUTANE Z	Fault		1-6	5		5 SAITO Y	Serve Hit
									Opp error
	TIMEOUT								
85			Opp error +		2-6	4	Serve	5 SAITO Y	Serve Hit
							Dig	5 SAITO Y	Fault
86	Serve	8 SKUTANE Z	Serve Hit						
	Spike	8 SKUTANE Z	Spike +		3-6	3	Dig	6 OMURA S	Fault
87	Serve	8 SKUTANE Z	Serve Hit						
	Dig	8 SKUTANE Z	Fault		3-7	4	+ Spike	1 AWANO S	Spike
88	Block	9 GROMOVA O	Kill Block +		4-7	3	Serve	6 OMURA S	Fault
89	Serve	10 JERMOLENKO I	Serve Hit						
	Block	3 RUSINA N	Fault		4-8	4			Opp error
90	Spike	8 SKUTANE Z	Spike +		5-8	3	Serve	2 OSADA M	Serve Hit
							Dig	7 KANEKI E	Fault
91	Serve	9 GROMOVA O	Serve Hit						
	Dig	9 GROMOVA O	Fault		5-9	4	+ Spike	6 OMURA S	Spike
92	Spike	3 RUSINA N	Fault		5-10	5			Opp error
93	Dig	8 SKUTANE Z	Fault		5-11	6		1 AWANO S	Serve Hit
									Opp error
94	Dig	8 SKUTANE Z	Fault		5-12	7		1 AWANO S	Serve Hit
							+ Spike	5 SAITO Y	Spike
95	Spike	2 BARKANE I	Spike +		6-12	6	Serve	1 AWANO S	Serve Hit
							Dig	2 OSADA M	Fault



PLAY BY PLAY

比赛回合文字播报

SET 3

Rally	LAT - Latvia			Lead	Score	Lead	JPN - Japan			
96	Serve	3 RUSINA N	Serve Hit							
	Set	3 RUSINA N	Fault		6-13	7	+	Spike	6 OMURA S	Spike
97								Serve	3 OKAHIRA Y	Serve Hit
			Opp error +		7-13	6		Block	6 OMURA S	Fault
98	Serve	11 SILA L	Serve Hit							
	Dig	11 SILA L	Fault		7-14	7	+	Spike	6 OMURA S	Spike
99	Reception	11 SILA L	Fault		7-15	8	+	Serve	7 KANEKI E	Aces
100		T E A M	Fault		7-16	9	+	Serve	7 KANEKI E	Serve Hit
								Spike	2 OSADA M	Spike
101	Reception	3 RUSINA N	Fault		7-17	10	+	Serve	7 KANEKI E	Aces
102								Serve	7 KANEKI E	Serve Hit
	Dig	2 BARKANE I	Fault		7-18	11	+	Block	2 OSADA M	Kill Block
103	Reception	11 SILA L	Fault		7-19	12	+	Serve	7 KANEKI E	Aces
104								Serve	7 KANEKI E	Serve Hit
	Spike	8 SKUTANE Z	Fault		7-20	13	+	Block	6 OMURA S	Kill Block
	TIMEOUT									
105								Serve	7 KANEKI E	Serve Hit
	Dig	3 RUSINA N	Fault		7-21	14	+			Opp error
	Sub	8 SKUTANE Z 12 KARLIETE L	Out In							
106								Serve	7 KANEKI E	Serve Hit
	Set	2 BARKANE I	Fault		7-22	15	+			Opp error
107								Serve	7 KANEKI E	Serve Hit
	Dig	9 GROMOVA O	Fault		7-23	16	+	Spike	6 OMURA S	Spike
108								Serve	7 KANEKI E	Serve Hit
	Block	12 KARLIETE L	Kill Block +		8-23	15		Spike	6 OMURA S	Fault
109								Serve	2 BARKANE I	Serve Hit
	Dig	2 BARKANE I	Fault		8-24	16	+	Spike	5 SAITO Y	Spike
								Sub	5 SAITO Y 11 SAKAMOTO H	Out In
								Serve	11 SAKAMOTO H	Serve Hit
110								Block	2 OSADA M	Fault
			Opp error +		9-24	15		Sub	11 SAKAMOTO H 5 SAITO Y	Out In
111								Serve	12 KARLIETE L	Serve Hit
	Spike	9 GROMOVA O	Fault		9-25	16	+	Spike	6 OMURA S	Spike

SET 4

Rally	LAT - Latvia			Lead	Score	Lead	JPN - Japan			
112								Serve	3 OKAHIRA Y	Serve Hit
	Spike	10 JERMOLENKO I	Spike +	1	1-0			Dig	1 AWANO S	Fault
113										
	Serve	2 BARKANE I	Serve Hit							
114										
	Dig	11 SILA L	Fault		1-1		+			Opp error
114								Serve	7 KANEKI E	Serve Hit
	Block	8 SKUTANE Z	Kill Block +	1	2-1			Spike	2 OSADA M	Fault
115	Serve	8 SKUTANE Z	Aces +	2	3-1			Dig	3 OKAHIRA Y	Fault
116										
	Serve	8 SKUTANE Z	Serve Hit							
			Opp error +	3	4-1			Dig	3 OKAHIRA Y	Fault



PLAY BY PLAY

比赛回合文字播报

SET 4

Rally	LAT - Latvia			Lead	Score	Lead	JPN - Japan		
	Serve	8 SKUTANE Z	Serve Hit						
117	Spike	10 JERMOLENKO I	Spike +	4	5-1		Dig	2 OSADA M	Fault
							TIMEOUT		
	Serve	8 SKUTANE Z	Serve Hit						
118	Spike	10 JERMOLENKO I	Spike +	5	6-1		Dig	3 OKAHIRA Y	Fault
119	Serve	8 SKUTANE Z	Fault	4	6-2		+		Opp error
120	Reception	2 BARKANE I	Fault	3	6-3		+ Serve	5 SAITO Y	Aces
							Serve	5 SAITO Y	Serve Hit
121	Spike	10 JERMOLENKO I	Spike +	4	7-3			T E A M	Fault
122	Serve	10 JERMOLENKO I	Fault	3	7-4		+		Opp error
123			Opp error +	4	8-4		Serve	6 OMURA S	Fault
	Serve	9 GROMOVA O	Serve Hit						
124	Spike	2 BARKANE I	Fault	3	8-5		+		Opp error
125	Block	11 SILA L	Fault	2	8-6		+ Serve	2 OSADA M	Aces
							Serve	2 OSADA M	Serve Hit
126	Spike	3 RUSINA N	Fault	1	8-7		+		Opp error
127	Block	11 SILA L	Kill Block +	2	9-7		Serve	2 OSADA M	Fault
	Serve	3 RUSINA N	Serve Hit						
128	Dig	9 GROMOVA O	Fault	1	9-8		+ Spike	3 OKAHIRA Y	Spike
129	Reception	9 GROMOVA O	Fault		9-9		+ Serve	1 AWANO S	Aces
							Serve	1 AWANO S	Serve Hit
130	Spike	8 SKUTANE Z	Spike +	1	10-9		Dig	2 OSADA M	Fault
	Serve	11 SILA L	Serve Hit						
131			Opp error +	2	11-9		Dig	6 OMURA S	Fault
	Serve	11 SILA L	Serve Hit						
132	Dig	11 SILA L	Fault	1	11-10		+ Spike	7 KANEKI E	Spike
							Serve	3 OKAHIRA Y	Serve Hit
133	Spike	10 JERMOLENKO I	Spike +	2	12-10		Dig	7 KANEKI E	Fault
	Serve	2 BARKANE I	Serve Hit						
134	Spike	8 SKUTANE Z	Fault	1	12-11		+		Opp error
							Serve	7 KANEKI E	Serve Hit
135	Set	9 GROMOVA O	Fault		12-12		+		Opp error
							Serve	7 KANEKI E	Serve Hit
136	Spike	10 JERMOLENKO I	Spike +	1	13-12		Dig	1 AWANO S	Fault
	Serve	8 SKUTANE Z	Serve Hit						
137	Dig	9 GROMOVA O	Fault		13-13		+ Block	6 OMURA S	Kill Block
							Serve	5 SAITO Y	Serve Hit
138	Set	9 GROMOVA O	Fault		13-14	1	+		Opp error
139	Reception	11 SILA L	Fault		13-15	2	+ Serve	5 SAITO Y	Aces
							Serve	5 SAITO Y	Serve Hit
140	Spike	10 JERMOLENKO I	Fault		13-16	3	+		Opp error
							Serve	5 SAITO Y	Serve Hit
141	Spike	10 JERMOLENKO I	Spike +		14-16	2	Dig	3 OKAHIRA Y	Fault
	Serve	10 JERMOLENKO I	Serve Hit						
142	Dig	10 JERMOLENKO I	Fault		14-17	3	+ Spike	6 OMURA S	Spike
143			Opp error +		15-17	2	Serve	6 OMURA S	Fault
	Serve	9 GROMOVA O	Serve Hit						
144			Opp error +		16-17	1	Spike	1 AWANO S	Fault



PLAY BY PLAY

比赛回合文字播报

SET 4

Rally	LAT - Latvia			Lead	Score	Lead	JPN - Japan		
145	Serve	9 GROMOVA O	Serve Hit				Dig	3 OKAHIRA Y	Fault
			Opp error +		17-17				
146	Serve	9 GROMOVA O	Serve Hit						
	Spike	2 BARKANE I	Fault		17-18	1	+		Opp error
147	Block	3 RUSINA N	Kill Block +		18-18			Serve	2 OSADA M
								Spike	7 KANEKI E
									Serve Hit
148	Serve	3 RUSINA N	Serve Hit						
	Spike	10 JERMOLENKO I	Spike +	1	19-18			Dig	5 SAITO Y
									Fault
149	Serve	3 RUSINA N	Aces +	2	20-18			Reception	2 OSADA M
									Fault
								TIMEOUT	
150	Serve	3 RUSINA N	Serve Hit						
	Dig	2 BARKANE I	Fault	1	20-19		+		Opp error
151	Spike	8 SKUTANE Z	Spike +	2	21-19			Serve	1 AWANO S
								Dig	2 OSADA M
									Fault
152	Serve	11 SILA L	Aces +	3	22-19			Reception	1 AWANO S
									Fault
153	Serve	11 SILA L	Aces +	4	23-19			Reception	2 OSADA M
									Fault
154	Serve	11 SILA L	Serve Hit						
	Spike	10 JERMOLENKO I	Spike +	5	24-19			Dig	6 OMURA S
									Fault
155	Serve	11 SILA L	Serve Hit						
	Spike	8 SKUTANE Z	Spike +	6	25-19			Dig	1 AWANO S
									Fault

SET 5

Rally	LAT - Latvia			Lead	Score	Lead	JPN - Japan		
156	Dig	11 SILA L	Fault		0-1	1	+	Serve	3 OKAHIRA Y
								Spike	6 OMURA S
									Serve Hit
157	Spike	10 JERMOLENKO I	Spike +		1-1			Serve	3 OKAHIRA Y
								Dig	2 OSADA M
									Serve Hit
158	Serve	2 BARKANE I	Serve Hit					Block	5 SAITO Y
	Spike	9 GROMOVA O	Spike +	1	2-1				Fault
159	Serve	2 BARKANE I	Serve Hit					Dig	3 OKAHIRA Y
	Spike	10 JERMOLENKO I	Spike +	2	3-1				Fault
160	Serve	2 BARKANE I	Serve Hit						
			Opp error +	3	4-1			Dig	1 AWANO S
									Fault
161	Serve	2 BARKANE I	Serve Hit						
	Dig	3 RUSINA N	Fault	2	4-2		+	Spike	6 OMURA S
									Spike
162	Spike	10 JERMOLENKO I	Spike +	3	5-2			Serve	7 KANEKI E
								Dig	1 AWANO S
									Serve Hit
163	Serve	8 SKUTANE Z	Serve Hit						
	Spike	10 JERMOLENKO I	Spike +	4	6-2			Dig	5 SAITO Y
									Fault
164	Serve	8 SKUTANE Z	Aces +	5	7-2			Reception	3 OKAHIRA Y
									Fault
								TIMEOUT	
165	Serve	8 SKUTANE Z	Fault	4	7-3		+		Opp error
166	Set	9 GROMOVA O	Fault	3	7-4		+	Serve	5 SAITO Y
									Serve Hit
167	Spike	3 RUSINA N	Fault	2	7-5		+	Serve	5 SAITO Y
									Serve Hit
									Opp error
168	Spike	10 JERMOLENKO I	Spike +	3	8-5			Serve	5 SAITO Y
								Dig	7 KANEKI E
									Serve Hit
									Fault



PLAY BY PLAY

比赛回合文字播报

SET 5

Rally	LAT - Latvia			Lead	Score	Lead	JPN - Japan		
169	Serve	10 JERMOLENKO I	Serve Hit						
			Opp error +	4	9-5		Dig	3 OKAHIRA Y	Fault
170	Serve	10 JERMOLENKO I	Serve Hit						
	Dig	6 JEGOROVA O	Fault	3	9-6		+ Spike	3 OKAHIRA Y	Spike
171	Set	3 RUSINA N	Fault	2	9-7		Serve	6 OMURA S	Serve Hit
							+ Spike	3 OKAHIRA Y	Spike
172	Set	6 JEGOROVA O	Fault	1	9-8		Serve	6 OMURA S	Serve Hit
							+ Block	3 OKAHIRA Y	Kill Block
	TIMEOUT								
173	Reception	2 BARKANE I	Fault		9-9		Serve	6 OMURA S	Serve Hit
							+ Block	2 OSADA M	Kill Block
174	Dig	10 JERMOLENKO I	Fault		9-10	1	Serve	6 OMURA S	Serve Hit
							+ Spike	6 OMURA S	Spike
	Sub	3 RUSINA N	Out						
		12 KARLIETE L	In						
175	Block	12 KARLIETE L	Kill Block +		10-10		Serve	6 OMURA S	Fault
176	Serve	9 GROMOVA O	Serve Hit						
			Opp error +	1	11-10		Spike	6 OMURA S	Fault
177	Serve	9 GROMOVA O	Serve Hit						
	Dig	10 JERMOLENKO I	Fault		11-11		+ Spike	3 OKAHIRA Y	Spike
	Sub	12 KARLIETE L	Out						
		3 RUSINA N	In						
178			Opp error +	1	12-11		Serve	2 OSADA M	Serve Hit
							Spike	6 OMURA S	Fault
179	Serve	3 RUSINA N	Serve Hit						
			Opp error +	2	13-11		Spike	7 KANEKI E	Fault
	TIMEOUT								
180	Serve	3 RUSINA N	Serve Hit						
	Block	11 SILA L	Fault	1	13-12				Opp error
181			Opp error +	2	14-12		Serve	1 AWANO S	Serve Hit
							Dig	5 SAITO Y	Fault
182	Serve	11 SILA L	Serve Hit						
			Opp error +	3	15-12		Spike	6 OMURA S	Fault

Legend:

+ Point scored by team Opp Opponent Sub Substitution



MATCH RESULT

比赛结果表

P2

Match Duration: 1h40m
Spectators: 1,500

LAT vs JPN
3 vs 2

Team	Sets	1	2	3	4	5	Total
LAT	3	25	10	9	25	15	84
JPN	2	17	25	25	19	12	98
Playing Time		19m	17m	17m	20m	15m	1h28m

First Referee: FELDSHTEYN Viktor (UKR)

Second Referee: AN Qi (CHN)

LAT - LATVIA								
No	C/L	Name	1	2	3	4	5 Pts	
2	C	BARKANE Inara	2	2	2	2	2	4
3		RUSINA Nellija	6	6	6	6	6	4
4		GAILITE Ivonna						0
5		IVANOVA Diana						0
6	L	JEGOROVA Olga	L	L	L	L	L	0
7		DZALBA Una		10				1
8		SKUTANE Zanna	3	3	3	3	3	12
9		GROMOVA Oksana	5	5	5	5	5	3
10		JERMOLENKO Irina	4	4	4	4	4	26
11		SILA Linda	1	1	1	1	1	5
12		KARLIETE Liga		3	8		3	2
Head Coach: KOTANE Vita (LAT)								
Assistant Coach: KOTANS Kristaps (LAT)								

JPN - JAPAN								
No	C/L	Name	1	2	3	4	5 Pts	
1		AWANO Sachie	6	6	6	6	6	4
2		OSADA Mamiko	5	5	5	5	5	12
3		OKAHIRA Yukari	1	1	1	1	1	7
4		FUJII Junko						0
5		SAITO Yoko	3	3	3	3	3	10
6		OMURA Shiori	4	4	4	4	4	18
7	C	KANEKI Emi	2	2	2	2	2	9
8		KANEDA Noriko						0
9		SAKAMOTO Tomoko		3				0
10		TOMIYA Kiyoko						0
11		SAKAMOTO Haruni				5		0
Head Coach: MANO Yoshihisa (JPN)								
Assistant Coach: YAMASHITA Shin (JPN)								

TEAM AND PLAYER PERFORMANCES

Won	Total Atts	No	Name
37	116	Total Team	
24	47	10	JERMOLENKO Irina
6	25	8	SKUTANE Zanna
3	17	2	BARKANE Inara
9	47	Total Team	
3	8	8	SKUTANE Zanna
2	9	11	SILA Linda
2	2	12	KARLIETE Liga
11	83	Total Team	
3	16	11	SILA Linda
3	16	8	SKUTANE Zanna
2	15	3	RUSINA Nellija
27		Total Team	
84	246	Total Team	
26	66	10	JERMOLENKO Irina

Scoring Skills
Spike
Block
Serve
Opp Error
Total
Best Scorer

Won	Total Atts	No	Name
29	110	Total Team	
12	34	6	OMURA Shiori
4	19	7	KANEKI Emi
4	13	3	OKAHIRA Yukari
8	35	Total Team	
3	14	6	OMURA Shiori
2	5	3	OKAHIRA Yukari
2	3	2	OSADA Mamiko
23	99	Total Team	
7	23	2	OSADA Mamiko
7	19	5	SAITO Yoko
4	22	7	KANEKI Emi
38		Total Team	
98	244	Total Team	
18	62	6	OMURA Shiori

Legend:							
Atts	Attempts	C	Team Captain	L	Libero Player	L	Substitute Libero
n	Starting Line-Up where n=starting position on Court (i.e. positions 1 to 6)			Opp	Opponent	Pts	Points scored
nn	Substitute where nn=jersey number of out going player						



MATCH STATISTICS

比赛技术统计

P3

Match Duration: 1h40m
Spectators: 1,500




LAT vs JPN
3 vs 2

Team	Sets	1	2	3	4	5	Total
LAT	3	25	10	9	25	15	84
JPN	2	17	25	25	19	12	98
Playing Time		19m	17m	17m	20m	15m	1h28m

First Referee: FELDSHTEYN Viktor (UKR)

Second Referee: AN Qi (CHN)

LAT - LATVIA

Scoring Spikers	Rk	No	Name	Spikes	Faults	Shots	Total Attempts	Eff %
	1	10	JERMOLENKO Irina	24	6	17	47	38.30
	2	8	SKUTANE Zanna	6	4	15	25	8.00
		2	BARKANE Inara	3	2	12	17	
		9	GROMOVA Oksana	2	1	7	10	
		3	RUSINA Nellija	1	6	3	10	
		7	DZALBA Una	1	2	1	4	
		11	SILA Linda	-	-	2	2	
		12	KARLIETE Liga	-	-	1	1	
		4	GAILITE Ivonna	-	-	-	-	
		5	IVANOVA Diana	-	-	-	-	
		6	JEGOROVA Olga	-	-	-	-	
	Limit							
15.00 %	Team Totals			37	21	58	116	13.79
Scoring Blockers	Rk	No	Name	Kill Blocks	Faults	Rebounds	Total Attempts	Avg by Set
	1	8	SKUTANE Zanna	3	1	4	8	0.60
	2	11	SILA Linda	2	5	2	9	0.40
	2	12	KARLIETE Liga	2	-	-	2	0.40
	4	9	GROMOVA Oksana	1	1	8	10	0.20
	4	3	RUSINA Nellija	1	2	5	8	0.20
	6	10	JERMOLENKO Irina	-	2	5	7	0.00
	6	2	BARKANE Inara	-	-	3	3	0.00
		4	GAILITE Ivonna	-	-	-	-	
		5	IVANOVA Diana	-	-	-	-	
		6	JEGOROVA Olga	-	-	-	-	
		7	DZALBA Una	-	-	-	-	
		Team Totals			9	11	27	47
Scoring Servers	Rk	No	Name	Aces	Faults	Serve Hits	Total Attempts	Avg by Set
	1	11	SILA Linda	3	-	13	16	0.60
	1	8	SKUTANE Zanna	3	2	11	16	0.60
	3	3	RUSINA Nellija	2	-	13	15	0.40
	3	10	JERMOLENKO Irina	2	1	9	12	0.40
	5	2	BARKANE Inara	1	2	11	14	0.20
	6	9	GROMOVA Oksana	-	-	9	9	0.00
	6	12	KARLIETE Liga	-	-	1	1	0.00
		4	GAILITE Ivonna	-	-	-	-	
		5	IVANOVA Diana	-	-	-	-	
		6	JEGOROVA Olga	-	-	-	-	
		7	DZALBA Una	-	-	-	-	
		Team Totals			11	5	67	83
Team	Opponent Errors & Team Faults			27	2			



MATCH STATISTICS

比赛技术统计

P3

Match Duration: 1h40m
Spectators: 1,500




LAT vs JPN
3 vs 2

Team	Sets	1	2	3	4	5	Total
LAT	3	25	10	9	25	15	84
JPN	2	17	25	25	19	12	98
Playing Time		19m	17m	17m	20m	15m	1h28m

First Referee: FELDSHTEYN Viktor (UKR)

Second Referee: AN Qi (CHN)

LAT - LATVIA

Non-scoring Diggers	Rk	No	Name	Digs	Faults	Receptions	Total Attempts	Avg by Set	
	1	10	JERMOLENKO Irina	19	5	12	36	3.80	
	2	9	GROMOVA Oksana	12	6	2	20	2.40	
	3	2	BARKANE Inara	11	4	5	20	2.20	
	4	11	SILA Linda	9	7	-	16	1.80	
	5	3	RUSINA Nellija	7	3	6	16	1.40	
	6	6	JEGOROVA Olga	1	1	2	4	0.20	
	6	7	DZALBA Una	1	1	-	2	0.20	
	8	8	SKUTANE Zanna	-	3	4	7	0.00	
	8	12	KARLIETE Liga	-	-	1	1	0.00	
	Team Totals				60	30	32	122	12.00
	Non-scoring Setters	Rk	No	Name	Running Sets	Faults	Still Sets	Total Attempts	Avg by Set
		1	2	BARKANE Inara	1	1	20	22	0.20
1		9	GROMOVA Oksana	1	4	8	13	0.20	
3		3	RUSINA Nellija	-	3	16	19	0.00	
3		11	SILA Linda	-	-	6	6	0.00	
3		10	JERMOLENKO Irina	-	-	4	4	0.00	
3		6	JEGOROVA Olga	-	1	1	2	0.00	
3		12	KARLIETE Liga	-	-	1	1	0.00	
3		7	DZALBA Una	-	1	-	1	0.00	
Team Totals				2	10	56	68	0.40	
Non-scoring Receivers		Rk	No	Name	Excellents	Faults	Serve Receptions	Total Attempts	Succ %
		1	2	BARKANE Inara	23	5	3	31	74.19
			11	SILA Linda	7	7	2	16	
		3	RUSINA Nellija	7	2	5	14		
		10	JERMOLENKO Irina	10	1	2	13		
		9	GROMOVA Oksana	7	1	1	9		
		6	JEGOROVA Olga	2	1	-	3		
		7	DZALBA Una	-	1	-	1		
		8	SKUTANE Zanna	-	1	-	1		
		4	GAILITE Ivonna	-	-	-	-		
		5	IVANOVA Diana	-	-	-	-		
		12	KARLIETE Liga	-	-	-	-		
	Limit				56	19	13	88	63.64

Legend:	Avg	Eff%	Rk	Succ %
	Average	Efficiency	Rank	Success %



MATCH STATISTICS

比赛技术统计

P3

Match Duration: 1h40m
Spectators: 1,500




LAT vs JPN
3 vs 2

Team	Sets	1	2	3	4	5	Total
LAT	3	25	10	9	25	15	84
JPN	2	17	25	25	19	12	98
Playing Time		19m	17m	17m	20m	15m	1h28m

First Referee: FELDSHTEYN Viktor (UKR)

Second Referee: AN Qi (CHN)

JPN - JAPAN

Scoring Spikers	Rk	No	Name	Spikes	Faults	Shots	Total Attempts	Eff %
	1	6	OMURA Shiori	12	7	15	34	14.71
	2	2	OSADA Mamiko	3	1	13	17	11.76
	3	7	KANEKI Emi	4	2	13	19	10.53
		1	AWANO Sachie	3	2	9	14	
		3	OKAHIRA Yukari	4	-	9	13	
		5	SAITO Yoko	3	-	10	13	
		4	FUJII Junko	-	-	-	-	
		8	KANEDA Noriko	-	-	-	-	
		9	SAKAMOTO Tomoko	-	-	-	-	
		10	TOMIYA Kiyoko	-	-	-	-	
		11	SAKAMOTO Haruni	-	-	-	-	
Limit								
15.00 %	Team Totals			29	12	69	110	15.45
Scoring Blockers	Rk	No	Name	Kill Blocks	Faults	Rebounds	Total Attempts	Avg by Set
	1	6	OMURA Shiori	3	1	10	14	0.60
	2	3	OKAHIRA Yukari	2	1	2	5	0.40
	2	2	OSADA Mamiko	2	1	-	3	0.40
	4	7	KANEKI Emi	1	1	4	6	0.20
	5	5	SAITO Yoko	-	1	3	4	0.00
	5	1	AWANO Sachie	-	1	2	3	0.00
		4	FUJII Junko	-	-	-	-	
		8	KANEDA Noriko	-	-	-	-	
		9	SAKAMOTO Tomoko	-	-	-	-	
		10	TOMIYA Kiyoko	-	-	-	-	
		11	SAKAMOTO Haruni	-	-	-	-	
	Team Totals			8	6	21	35	1.60
Scoring Servers	Rk	No	Name	Aces	Faults	Serve Hits	Total Attempts	Avg by Set
	1	2	OSADA Mamiko	7	1	15	23	1.40
	1	5	SAITO Yoko	7	-	12	19	1.40
	3	7	KANEKI Emi	4	-	18	22	0.80
	4	6	OMURA Shiori	3	4	7	14	0.60
	5	1	AWANO Sachie	1	1	9	11	0.20
	5	3	OKAHIRA Yukari	1	-	7	8	0.20
	7	11	SAKAMOTO Haruni	-	-	1	1	0.00
	7	9	SAKAMOTO Tomoko	-	1	-	1	0.00
		4	FUJII Junko	-	-	-	-	
		8	KANEDA Noriko	-	-	-	-	
	10	TOMIYA Kiyoko	-	-	-	-		
	Team Totals			23	7	69	99	4.60
Team	Opponent Errors & Team Faults			38	3			



MATCH STATISTICS

比赛技术统计

P3

Match Duration: 1h40m
Spectators: 1,500




LAT vs JPN
3 vs 2

Team	Sets	1	2	3	4	5	Total
LAT	3	25	10	9	25	15	84
JPN	2	17	25	25	19	12	98
Playing Time		19m	17m	17m	20m	15m	1h28m

First Referee: FELDSHTEYN Viktor (UKR)

Second Referee: AN Qi (CHN)

JPN - JAPAN

Non-scoring Diggers	Rk	No	Name	Digs	Faults	Receptions	Total Attempts	Avg by Set
	1	5	SAITO Yoko	15	6	3	24	3.00
	2	3	OKAHIRA Yukari	14	9	5	28	2.80
	3	6	OMURA Shiori	13	4	6	23	2.60
	4	1	AWANO Sachie	12	10	5	27	2.40
	5	7	KANEKI Emi	9	7	7	23	1.80
	6	2	OSADA Mamiko	7	8	6	21	1.40
		4	FUJII Junko	-	-	-	-	-
		8	KANEDA Noriko	-	-	-	-	-
		9	SAKAMOTO Tomoko	-	-	-	-	-
		10	TOMIYA Kiyoko	-	-	-	-	-
		11	SAKAMOTO Haruni	-	-	-	-	-
Team Totals				70	44	32	146	14.00
Non-scoring Setters	Rk	No	Name	Running Sets	Faults	Still Sets	Total Attempts	Avg by Set
	1	5	SAITO Yoko	4	-	16	20	0.80
	2	3	OKAHIRA Yukari	3	-	18	21	0.60
	3	2	OSADA Mamiko	2	-	20	22	0.40
	3	7	KANEKI Emi	2	-	11	13	0.40
	5	1	AWANO Sachie	1	1	13	15	0.20
	5	6	OMURA Shiori	1	-	2	3	0.20
		4	FUJII Junko	-	-	-	-	-
		8	KANEDA Noriko	-	-	-	-	-
		9	SAKAMOTO Tomoko	-	-	-	-	-
		10	TOMIYA Kiyoko	-	-	-	-	-
		11	SAKAMOTO Haruni	-	-	-	-	-
Team Totals				13	1	80	94	2.60
Non-scoring Receivers	Rk	No	Name	Excellents	Faults	Serve Receptions	Total Attempts	Succ %
	1	1	AWANO Sachie	13	5	3	21	61.90
		2	OSADA Mamiko	15	2	1	18	
		5	SAITO Yoko	10	3	3	16	
		3	OKAHIRA Yukari	8	1	1	10	
		6	OMURA Shiori	7	-	1	8	
		7	KANEKI Emi	2	-	-	2	
		4	FUJII Junko	-	-	-	-	
		8	KANEDA Noriko	-	-	-	-	
		9	SAKAMOTO Tomoko	-	-	-	-	
		10	TOMIYA Kiyoko	-	-	-	-	
		11	SAKAMOTO Haruni	-	-	-	-	
Team Totals				55	11	9	75	73.33
Limit								
25.00 %								

Legend:	Avg	Eff%	Rk	Succ %
	Average	Efficiency	Rank	Success %



UNIFORM COLOURS As of 10 SEP 2008

比赛服颜色

O-1

Date	Start Time	Match No.	Phase	Teams - Colours		Location
THU 11 SEP	10:00	13	5-8 Classification	UKR -YELLOW	vs LAT -WHITE	CAU Gymnasium
	16:00	14	5-8 Classification	LTU -GREEN	vs JPN -RED	CAU Gymnasium
FRI 12 SEP	10:00	15	Semifinals	NED -ORANGE	vs USA -NAVY BLUE	CAU Gymnasium
	16:00	16	Semifinals	CHN -RED	vs SLO -WHITE	CAU Gymnasium



START LIST

参赛名单

NED vs USA

P1

First Referee: PAVIC Ivana (CRO)

Second Referee: UVAROV Oleg (RUS)

NED - NETHERLANDS Uniform Colour: ORANGE

No	C/L	Name	Sport Class	Date of Birth	Tournament Totals				
					Spike	Block	Serve	Total	%
1		STINISSEN Elvira	D	26 MAR 1979	9	10	2	21	11.67
3		van MARUM Djoke	D	22 SEP 1959	22	5	3	30	16.67
4		de VRIES Rika	D	29 DEC 1974	3	0	2	5	2.78
5		van der HAAR-KRAMP Karin	D	9 MAY 1977	26	5	9	40	22.22
6		HARMSSEN-ROOSEN Karin	MD	11 MAR 1962	11	8	3	22	12.22
7	L	BAKKER Sanne	D	13 FEB 1992	0	0	0	0	0.00
8		LIST Paula	D	16 AUG 1972	9	3	8	20	11.11
9		SLENTER-WEIJTS Jolanda	MD	15 JUN 1965	0	0	0	0	0.00
10	C	WESTERHOF Petra	D	27 JUN 1969	12	10	11	33	18.33
12		TEN THIJE-VOORTMAN Josien	D	24 DEC 1969	8	1	0	9	5.00

Head Coach: BESTEBROER John (NED) Assistant: van HEUGTEN Ger (NED)

Results in these Paralympic Games	Phase	Opponent	Sets	Points per Set
	Preliminary-Pool A	SLO	3 - 2	23-25, 25-17, 25-16, 22-25, 15-11
	Preliminary-Pool A	UKR	3 - 1	25-14, 23-25, 25-21, 25-19
	Preliminary-Pool A	JPN	3 - 0	25-4, 25-21, 25-18

USA - UNITED STATES of AMERICA Uniform Colour: NAVY BLUE

No	C/L	Name	Sport Class	Date of Birth	Tournament Totals				
					Spike	Block	Serve	Total	%
1		WEBSTER Lora	D	26 AUG 1986	6	7	0	13	9.35
3	C	MAYMON Brenda	D	4 JUN 1985	6	3	4	13	9.35
5		HOLLOWAY Katie	D	8 JUN 1986	19	9	4	32	23.02
6		ERICKSON Heather	D	9 MAY 1993	18	6	5	29	20.86
7		KRISS Sugui	D	6 JUL 1987	0	0	2	2	1.44
8		LEWELLEN Hope	D	20 APR 1967	0	0	0	0	0.00
9		McWILLIAMS Gina	D	16 JUL 1965	3	1	1	5	3.60
10	L	MILLER Kari	D	16 APR 1977	0	0	0	0	0.00
11		ALDRICH Allison	D	19 JAN 1988	12	3	6	21	15.11
13		MILLAGE Nichole	D	27 MAR 1977	3	3	3	9	6.47
15		LANCASTER Kendra	D	2 JUL 1987	11	2	2	15	10.79
18		GOULDIE Alexandra	D	13 MAY 1991	0	0	0	0	0.00

Head Coach: HULETT Michael (USA) Assistant: van de WALLE Denise (USA)

Results in these Paralympic Games	Phase	Opponent	Sets	Points per Set
	Preliminary-Pool B	LAT	3 - 0	25-12, 25-17, 25-11
	Preliminary-Pool B	CHN	0 - 3	14-25, 21-25, 19-25
	Preliminary-Pool B	LTU	3 - 0	25-15, 25-18, 25-9

Legend: % Percent of total team scoring C Team Captain L Libero Player



PLAY BY PLAY

比赛回合文字播报

Match Duration: 1h59m
Spectators: 1,300

NED vs USA
2 3

Team	Sets	1	2	3	4	5	Total
NED	2	25	23	26	27	10	111
USA	3	19	25	28	25	15	112
Playing Time		18m	24m	26m	26m	13m	1h47m

First Referee: PAVIC Ivana (CRO)

Second Referee: UVAROV Oleg (RUS)

SET 1

Rally	NED - Netherlands				Lead	Score	Lead	USA - United States of America			
1	Serve	10 WESTERHOF P	Serve Hit								
	Block	3 van MARUM D	Fault		0-1	1	+	Spike	5 HOLLOWAY K	Spike	
2	Block	6 HARMSSEN-ROOSEN K	Fault		0-2	2		Serve	6 ERICKSON H	Serve Hit	
				+			Block	3 MAYMON B	Kill Block		
3	Spike	8 LIST P	Fault		0-3	3		Serve	6 ERICKSON H	Serve Hit	
				+			Block	15 LANCASTER K	Kill Block		
4			Opp error	+	1-3	2		Serve	6 ERICKSON H	Fault	
5	Serve	8 LIST P	Serve Hit								
	Block	6 HARMSSEN-ROOSEN K	Kill Block	+	2-3	1		Spike	5 HOLLOWAY K	Fault	
6	Serve	8 LIST P	Serve Hit								
			Opp error	+	3-3			Spike	15 LANCASTER K	Fault	
7	Serve	8 LIST P	Fault		3-4	1	+	Block	5 HOLLOWAY K	Kill Block	
								Serve	3 MAYMON B	Serve Hit	
8	Spike	8 LIST P	Spike	+	4-4			Dig	3 MAYMON B	Fault	
	Serve	3 van MARUM D	Serve Hit								
9	Spike	3 van MARUM D	Spike	+	1	5-4		Dig	6 ERICKSON H	Fault	
	Serve	3 van MARUM D	Serve Hit								
10	Block	1 STINISSEN E	Fault		5-5		+	Spike	5 HOLLOWAY K	Spike	
								Serve	5 HOLLOWAY K	Serve Hit	
11	Set	6 HARMSSEN-ROOSEN K	Fault		5-6	1	+			Opp error	
								Serve	5 HOLLOWAY K	Serve Hit	
12	Spike	10 WESTERHOF P	Spike	+	6-6			Dig	3 MAYMON B	Fault	
	Serve	6 HARMSSEN-ROOSEN K	Serve Hit								
13			Opp error	+	1	7-6		Spike	15 LANCASTER K	Fault	
	Serve	6 HARMSSEN-ROOSEN K	Aces	+	2	8-6		Reception	3 MAYMON B	Fault	
15	Serve	6 HARMSSEN-ROOSEN K	Serve Hit								
			Opp error	+	3	9-6		Spike	1 WEBSTER L	Fault	
16	Serve	6 HARMSSEN-ROOSEN K	Aces	+	4	10-6		Reception	6 ERICKSON H	Fault	
	Serve	6 HARMSSEN-ROOSEN K	Serve Hit								
17	Dig	6 HARMSSEN-ROOSEN K	Fault		3	10-7	+	Spike	1 WEBSTER L	Spike	
								Serve	15 LANCASTER K	Serve Hit	
18	Spike	5 van der HAAR-KRAMP	Spike	+	4	11-7		Dig	15 LANCASTER K	Fault	
	Serve	5 van der HAAR-KRAMP	Aces	+	5	12-7		Reception	5 HOLLOWAY K	Fault	
TIMEOUT											
20	Serve	5 van der HAAR-KRAMP	Aces	+	6	13-7		Reception	3 MAYMON B	Fault	
	Serve	5 van der HAAR-KRAMP	Fault		5	13-8	+	Block	1 WEBSTER L	Kill Block	
22	Spike	10 WESTERHOF P	Spike	+	6	14-8					
								Serve	11 ALDRICH A T E A M	Serve Hit	
23	Serve	1 STINISSEN E	Serve Hit								
	Block	3 van MARUM D	Kill Block	+	7	15-8		Spike	6 ERICKSON H	Fault	



PLAY BY PLAY

比赛回合文字播报

SET 1

Rally	NED - Netherlands			Lead	Score	Lead	USA - United States of America		
24	Serve	1 STINISSEN E	Serve Hit						
	Set	10 WESTERHOF P	Fault	6	15-9	+			Opp error
25	Spike	3 van MARUM D	Spike +	7	16-9		Serve	1 WEBSTER L	Serve Hit
							Dig	1 WEBSTER L	Fault
26	Serve	10 WESTERHOF P	Serve Hit						
			Opp error +	8	17-9		Spike	5 HOLLOWAY K	Fault
27	Serve	10 WESTERHOF P	Serve Hit						
	Block	6 HARMSSEN-ROOSEN K	Fault	7	17-10	+	Spike	5 HOLLOWAY K	Spike
28	Reception	1 STINISSEN E	Fault	6	17-11	+	Serve	6 ERICKSON H	Aces
	29	Reception	7 BAKKER S	Fault	5	17-12	+	Serve	6 ERICKSON H
30				Opp error +	6	18-12		Serve	6 ERICKSON H
	31	Serve	8 LIST P	Serve Hit					
Spike		5 van der HAAR-KRAMP	Fault	5	18-13	+	Block	3 MAYMON B	Kill Block
32				6	19-13		Serve	3 MAYMON B	Fault
			Opp error +						
33	Serve	3 van MARUM D	Serve Hit						
	Block	6 HARMSSEN-ROOSEN K	Fault	5	19-14	+	Spike	11 ALDRICH A	Spike
34							Serve	5 HOLLOWAY K	Serve Hit
	Spike	8 LIST P	Fault	4	19-15	+			Opp error
35							Serve	5 HOLLOWAY K	Serve Hit
	Block	6 HARMSSEN-ROOSEN K	Kill Block +	5	20-15		Spike	1 WEBSTER L	Fault
36	Serve	6 HARMSSEN-ROOSEN K	Serve Hit						
			Opp error +	6	21-15		Spike	15 LANCASTER K	Fault
37							Sub	15 LANCASTER K	Out
								13 MILLAGE N	In
37	Serve	6 HARMSSEN-ROOSEN K	Serve Hit						
			Opp error +	7	22-15		Dig	5 HOLLOWAY K	Fault
38							TIMEOUT		
	Serve	6 HARMSSEN-ROOSEN K	Serve Hit						
38	Block	1 STINISSEN E	Fault	6	22-16	+	Spike	5 HOLLOWAY K	Spike
	39						Serve	13 MILLAGE N	Serve Hit
Spike		10 WESTERHOF P	Fault	5	22-17	+	Block	1 WEBSTER L	Kill Block
40							Serve	13 MILLAGE N	Serve Hit
			Opp error +	6	23-17		Spike	11 ALDRICH A	Fault
41	Serve	5 van der HAAR-KRAMP	Serve Hit						
	Block	1 STINISSEN E	Fault	5	23-18	+			Opp error
42							Serve	11 ALDRICH A	Serve Hit
	Block	1 STINISSEN E	Kill Block +	6	24-18		Spike	3 MAYMON B	Fault
43	Serve	1 STINISSEN E	Serve Hit						
	Block	3 van MARUM D	Fault	5	24-19	+	Block	1 WEBSTER L	Kill Block
44							Serve	1 WEBSTER L	Serve Hit
	Spike	10 WESTERHOF P	Spike +	6	25-19		Block	5 HOLLOWAY K	Fault

SET 2

Rally	NED - Netherlands			Lead	Score	Lead	USA - United States of America		
45	Spike	3 van MARUM D	Spike +	1	1-0		Serve	1 WEBSTER L	Serve Hit
							Dig	1 WEBSTER L	Fault
46	Serve	10 WESTERHOF P	Serve Hit						
	Dig	8 LIST P	Fault		1-1	+	Spike	5 HOLLOWAY K	Spike



PLAY BY PLAY

比赛回合文字播报

SET 2

Rally	NED - Netherlands			Lead	Score	Lead	USA - United States of America			
47	Spike	6 HARMSSEN-ROOSEN K	Fault		1-2	1	+	Serve	6 ERICKSON H	Serve Hit
48	Spike	8 LIST P	Spike +		2-2			Serve	6 ERICKSON H	Serve Hit
49	Serve	8 LIST P	Fault		2-3	1	+	Block	13 MILLAGE N	Fault
50	Dig	8 LIST P	Fault		2-4	2	+	Serve	3 MAYMON B	Serve Hit
51	Block	5 van der HAAR-KRAMP	Fault		2-5	3	+	Spike	11 ALDRICH A	Spike
52	Spike	3 van MARUM D	Spike +		3-5	2		Serve	3 MAYMON B	Serve Hit
53	Serve	3 van MARUM D	Serve Hit		4-5	1		Set	13 MILLAGE N	Fault
54	Dig	1 STINISSEN E	Fault		4-6	2	+	Serve	5 HOLLOWAY K	Serve Hit
55	Dig	1 STINISSEN E	Fault		4-7	3	+	Block	11 ALDRICH A	Kill Block
56	Spike	1 STINISSEN E	Spike +		5-7	2		Serve	5 HOLLOWAY K	Serve Hit
57	Block	10 WESTERHOF P	Kill Block +		6-7	1		Dig	5 HOLLOWAY K	Fault
58	Serve	6 HARMSSEN-ROOSEN K T E A M	Serve Hit		6-8	2	+	Spike	1 WEBSTER L	Fault
59			Opp error +		7-8	1		Serve	13 MILLAGE N	Fault
60	Serve	5 van der HAAR-KRAMP	Serve Hit		8-8			Serve	6 ERICKSON H	Fault
61	Serve	5 van der HAAR-KRAMP	Aces +	1	9-8			Spike	10 MILLER K	Fault
62	Serve	5 van der HAAR-KRAMP	Serve Hit	2	10-8			Reception	5 HOLLOWAY K	Fault
63	Block	1 STINISSEN E	Kill Block +	3	11-8			Spike	10 MILLER K	Fault
64	Block	1 STINISSEN E	Fault	2	11-9		+	Dig	10 MILLER K	Fault
65	Spike	1 STINISSEN E	Spike +	3	12-9			Serve	6 ERICKSON H	Spike
66	Dig	1 STINISSEN E	Fault	2	12-10		+	Serve	11 ALDRICH A	Serve Hit
67	Spike	3 van MARUM D	Fault	1	12-11		+	Dig	5 HOLLOWAY K	Fault
68	Spike	3 van MARUM D	Spike +	2	13-11			Serve	1 WEBSTER L	Serve Hit
69	Serve	10 WESTERHOF P	Serve Hit	3	14-11			Block	3 MAYMON B	Kill Block
70	Dig	1 STINISSEN E	Fault	2	14-12		+	Serve	1 WEBSTER L	Serve Hit
71			Opp error +	3	15-12			Dig	6 ERICKSON H	Fault
72	Block	6 HARMSSEN-ROOSEN K	Fault	2	15-13		+	Serve	5 HOLLOWAY K	Serve Hit



PLAY BY PLAY

比赛回合文字播报

SET 2

Rally	NED - Netherlands			Lead	Score	Lead	USA - United States of America			
73			Opp error +	3	16-13		Serve	3 MAYMON B	Fault	
	Serve	3 van MARUM D	Serve Hit							
74			Opp error +	4	17-13		Set	3 MAYMON B	Fault	
	Serve	3 van MARUM D	Serve Hit							
75	Block	6 HARMSSEN-ROOSEN K	Fault	3	17-14	+	Spike	11 ALDRICH A	Spike	
							Serve	5 HOLLOWAY K	Serve Hit	
76	Spike	1 STINISSEN E	Spike +	4	18-14		Dig	5 HOLLOWAY K	Fault	
	Serve	6 HARMSSEN-ROOSEN K	Serve Hit							
77	Block	5 van der HAAR-KRAMP	Fault	3	18-15	+	Block	13 MILLAGE N	Kill Block	
							Serve	13 MILLAGE N	Serve Hit	
78	Spike	10 WESTERHOF P	Fault	2	18-16	+			Opp error	
							Serve	13 MILLAGE N	Serve Hit	
79	Spike	5 van der HAAR-KRAMP	Spike +	3	19-16		Dig	1 WEBSTER L	Fault	
80	Serve	5 van der HAAR-KRAMP	Aces +	4	20-16		Reception	10 MILLER K	Fault	
81	Serve	5 van der HAAR-KRAMP	Aces +	5	21-16		Reception	5 HOLLOWAY K	Fault	
							TIMEOUT			
82	Serve	5 van der HAAR-KRAMP	Fault	4	21-17	+			Opp error	
							Serve	11 ALDRICH A	Serve Hit	
83	Dig	3 van MARUM D	Fault	3	21-18	+	Block	1 WEBSTER L	Kill Block	
							Serve	11 ALDRICH A	Serve Hit	
84	Dig	3 van MARUM D	Fault	2	21-19	+	Spike	5 HOLLOWAY K	Spike	
							TIMEOUT			
85	Block	1 STINISSEN E	Fault	1	21-20	+	Serve	11 ALDRICH A	Aces	
86			Opp error +	2	22-20		Serve	11 ALDRICH A	Fault	
	Serve	1 STINISSEN E	Serve Hit							
87	Dig	6 HARMSSEN-ROOSEN K	Fault	1	22-21	+	Spike	1 WEBSTER L	Spike	
							Serve	1 WEBSTER L	Serve Hit	
88			Opp error +	2	23-21		Dig	13 MILLAGE N	Fault	
							TIMEOUT			
	Serve	10 WESTERHOF P	Serve Hit							
89	Dig	10 WESTERHOF P	Fault	1	23-22	+	Block	3 MAYMON B	Kill Block	
							Serve	6 ERICKSON H	Serve Hit	
90	Spike	3 van MARUM D	Fault		23-23	+			Opp error	
							Serve	6 ERICKSON H	Serve Hit	
91	Block	8 LIST P	Fault		23-24	1	+	Block	13 MILLAGE N	Kill Block
							TIMEOUT			
							Serve	6 ERICKSON H	Serve Hit	
92	Reception	1 STINISSEN E	Fault		23-25	2	+		Opp error	

SET 3

Rally	NED - Netherlands			Lead	Score	Lead	USA - United States of America		
	Serve	10 WESTERHOF P	Serve Hit						
93			Opp error +	1	1-0		Spike	5 HOLLOWAY K	Fault
94	Serve	10 WESTERHOF P	Aces +	2	2-0		Reception	1 WEBSTER L	Fault
	Serve	10 WESTERHOF P	Serve Hit						
95	Dig	1 STINISSEN E	Fault	1	2-1	+	Spike	6 ERICKSON H	Spike
96	Reception	7 BAKKER S	Fault		2-2	+	Serve	6 ERICKSON H	Aces
97	Block	6 HARMSSEN-ROOSEN K	Kill Block +	1	3-2		Serve	6 ERICKSON H	Fault



PLAY BY PLAY

比赛回合文字播报

SET 3

Rally	NED - Netherlands			Lead	Score	Lead	USA - United States of America		
98	Serve	8 LIST P	Serve Hit						
		T E A M	Fault		3-3		+		Opp error
99	Spike	5 van der HAAR-KRAMP	Fault		3-4	1	+	Serve 3 MAYMON B	Serve Hit
								Block 13 MILLAGE N	Kill Block
100	Spike	3 van MARUM D	Spike +		4-4			Serve 3 MAYMON B	Serve Hit
								Dig 3 MAYMON B	Fault
101	Serve	3 van MARUM D	Serve Hit						
			Opp error +	1	5-4			Block 11 ALDRICH A	Fault
102	Serve	3 van MARUM D	Serve Hit						
	Block	6 HARMSSEN-ROOSEN K	Fault		5-5		+	Spike 11 ALDRICH A	Spike
103	Dig	7 BAKKER S	Fault		5-6	1	+	Serve 5 HOLLOWAY K	Serve Hit
									Opp error
104	Block	6 HARMSSEN-ROOSEN K	Fault		5-7	2	+	Serve 5 HOLLOWAY K	Serve Hit
								Spike 1 WEBSTER L	Spike
105	Spike	1 STINISSEN E	Fault		5-8	3	+	Serve 5 HOLLOWAY K	Aces
106	Spike	5 van der HAAR-KRAMP	Fault		5-9	4	+	Serve 5 HOLLOWAY K	Serve Hit
									Opp error
107	Dig	1 STINISSEN E	Fault		5-10	5	+	Serve 5 HOLLOWAY K	Serve Hit
								Spike 1 WEBSTER L	Spike
	Sub	8 LIST P	Out						
		4 de VRIES R	In						
108	Dig	10 WESTERHOF P	Fault		5-11	6	+	Serve 5 HOLLOWAY K	Serve Hit
								Spike 1 WEBSTER L	Spike
109			Opp error +		6-11	5		Serve 5 HOLLOWAY K	Serve Hit
								Block 11 ALDRICH A	Fault
110	Serve	6 HARMSSEN-ROOSEN K	Serve Hit						
	Spike	5 van der HAAR-KRAMP	Spike +		7-11	4		Block 11 ALDRICH A	Fault
111	Serve	6 HARMSSEN-ROOSEN K	Serve Hit						
	Block	1 STINISSEN E	Kill Block +		8-11	3		Spike 5 HOLLOWAY K	Fault
112	Serve	6 HARMSSEN-ROOSEN K	Serve Hit						
	Dig	1 STINISSEN E	Fault		8-12	4	+	Block 11 ALDRICH A	Kill Block
113	Spike	1 STINISSEN E	Fault		8-13	5	+	Serve 13 MILLAGE N	Serve Hit
								Block 1 WEBSTER L	Kill Block
114	Set	6 HARMSSEN-ROOSEN K	Fault		8-14	6	+	Serve 13 MILLAGE N	Serve Hit
								Block 6 ERICKSON H	Kill Block
115	Dig	6 HARMSSEN-ROOSEN K	Fault		8-15	7	+	Serve 13 MILLAGE N	Serve Hit
								Spike 6 ERICKSON H	Spike
	TIMEOUT								
116	Block	1 STINISSEN E	Kill Block +		9-15	6		Serve 13 MILLAGE N	Serve Hit
								Spike 1 WEBSTER L	Fault
117	Serve	5 van der HAAR-KRAMP	Serve Hit						
			Opp error +		10-15	5		Spike 1 WEBSTER L	Fault
118	Serve	5 van der HAAR-KRAMP	Serve Hit						
	Spike	4 de VRIES R	Fault		10-16	6	+	Block 11 ALDRICH A	Kill Block
119	Reception	6 HARMSSEN-ROOSEN K	Fault		10-17	7	+	Serve 11 ALDRICH A	Aces
120			Opp error +		11-17	6		Serve 11 ALDRICH A	Fault
121	Serve	1 STINISSEN E	Serve Hit						
	Spike	3 van MARUM D	Spike +		12-17	5		Dig 3 MAYMON B	Fault



PLAY BY PLAY

比赛回合文字播报

SET 3

Rally	NED - Netherlands			Lead	Score	Lead	USA - United States of America		
122	Serve	1 STINISSEN E	Serve Hit				Block	1 WEBSTER L	Fault
			Opp error +		13-17	4			
123	Serve	1 STINISSEN E	Serve Hit						
	Spike	4 de VRIES R	Fault		13-18	5	+		Opp error
124	Block	3 van MARUM D	Kill Block +		14-18	4		Serve	1 WEBSTER L
	Serve	10 WESTERHOF P	Serve Hit						
125			Opp error +		15-18	3		Set	6 ERICKSON H
									Fault
									TIMEOUT
126	Serve	10 WESTERHOF P	Aces +		16-18	2		Reception	11 ALDRICH A
	Serve	10 WESTERHOF P	Serve Hit						
127			Opp error +		17-18	1		Spike	5 HOLLOWAY K
	Serve	10 WESTERHOF P	Serve Hit						
128		T E A M	Fault		17-19	2	+	Spike	13 MILLAGE N
								Serve	6 ERICKSON H
129	Dig	1 STINISSEN E	Fault		17-20	3	+	Spike	13 MILLAGE N
								Serve	6 ERICKSON H
130			Opp error +		18-20	2		Spike	5 HOLLOWAY K
	Serve	4 de VRIES R	Serve Hit						
131			Opp error +		19-20	1		Spike	11 ALDRICH A
132	Serve	4 de VRIES R	Aces +		20-20			Reception	1 WEBSTER L
	Serve	4 de VRIES R	Serve Hit						
133			Opp error +	1	21-20			Dig	11 ALDRICH A
									Fault
									TIMEOUT
134	Serve	4 de VRIES R	Serve Hit						
			Opp error +	2	22-20			Block	13 MILLAGE N
135	Serve	4 de VRIES R	Serve Hit						
	Set	10 WESTERHOF P	Fault	1	22-21		+		Opp error
136	Dig	3 van MARUM D	Fault		22-22			Serve	3 MAYMON B
							+	Spike	5 HOLLOWAY K
								Serve	3 MAYMON B
137	Spike	5 van der HAAR-KRAMP	Fault		22-23	1	+	Block	13 MILLAGE N
									Kill Block
									TIMEOUT
138			Opp error +		23-23			Serve	3 MAYMON B
								Spike	11 ALDRICH A
	Serve	3 van MARUM D	Serve Hit						
139	Block	5 van der HAAR-KRAMP	Fault		23-24	1	+	Block	5 HOLLOWAY K
								Serve	5 HOLLOWAY K
140			Opp error +		24-24			Spike	1 WEBSTER L
	Serve	6 HARMSSEN-ROOSEN K	Serve Hit						
141	Block	5 van der HAAR-KRAMP	Fault		24-25	1	+	Block	13 MILLAGE N
								Serve	13 MILLAGE N
142			Opp error +		25-25			Spike	6 ERICKSON H
143	Serve	5 van der HAAR-KRAMP	Aces +	1	26-25			Reception	3 MAYMON B
144	Serve	5 van der HAAR-KRAMP	Fault		26-26		+		Opp error
145	Dig	4 de VRIES R	Fault		26-27	1	+	Serve	11 ALDRICH A
								Spike	3 MAYMON B
146	Spike	1 STINISSEN E	Fault		26-28	2	+	Serve	11 ALDRICH A
									Serve Hit
									Opp error



PLAY BY PLAY

比赛回合文字播报

SET 4

Rally	NED - Netherlands			Lead	Score	Lead	USA - United States of America		
							Serve	1 WEBSTER L	Serve Hit
147	Block	10 WESTERHOF P	Fault		0-1	1	+ Spike	5 HOLLOWAY K	Spike
							Serve	1 WEBSTER L	Serve Hit
148			Opp error	+	1-1		Block	5 HOLLOWAY K	Fault
	Serve	10 WESTERHOF P	Serve Hit						
149	Spike	3 van MARUM D	Spike	+	1	2-1	Block	3 MAYMON B	Fault
	Serve	10 WESTERHOF P	Serve Hit						
150		T E A M	Fault		2-2		+ Spike	11 ALDRICH A	Spike
							Serve	6 ERICKSON H	Serve Hit
151	Block	3 van MARUM D	Fault		2-3	1	+		Opp error
							Serve	6 ERICKSON H	Serve Hit
152	Dig	7 BAKKER S	Fault		2-4	2	+ Spike	5 HOLLOWAY K	Spike
							Serve	6 ERICKSON H	Serve Hit
153	Dig	1 STINISSEN E	Fault		2-5	3	+ Spike	3 MAYMON B	Spike
							Serve	6 ERICKSON H	Serve Hit
154	Dig	6 HARMSSEN-ROOSEN K	Fault		2-6	4	+ Spike	13 MILLAGE N	Spike
							Serve	6 ERICKSON H	Serve Hit
155	Dig	10 WESTERHOF P	Fault		2-7	5	+ Spike	5 HOLLOWAY K	Spike
							Serve	6 ERICKSON H	Serve Hit
156	Spike	4 de VRIES R	Fault		2-8	6	+		Opp error
							Serve	6 ERICKSON H	Serve Hit
157	Spike	6 HARMSSEN-ROOSEN K	Spike	+	3-8	5	Dig	6 ERICKSON H	Fault
	Serve	4 de VRIES R	Serve Hit						
158	Dig	10 WESTERHOF P	Fault		3-9	6	+ Spike	3 MAYMON B	Spike
							Serve	3 MAYMON B	Serve Hit
159	Spike	3 van MARUM D	Spike	+	4-9	5	Dig	6 ERICKSON H	Fault
	Serve	3 van MARUM D	Serve Hit						
160	Block	1 STINISSEN E	Kill Block	+	5-9	4	Spike	13 MILLAGE N	Fault
	Serve	3 van MARUM D	Serve Hit						
161			Opp error	+	6-9	3	Block	11 ALDRICH A	Fault
162	Serve	3 van MARUM D	Aces	+	7-9	2	Reception	3 MAYMON B	Fault
	Serve	3 van MARUM D	Serve Hit						
163	Spike	1 STINISSEN E	Spike	+	8-9	1	Dig	3 MAYMON B	Fault
	Serve	3 van MARUM D	Serve Hit						
164	Spike	1 STINISSEN E	Fault		8-10	2	+ Block	5 HOLLOWAY K	Kill Block
							Serve	5 HOLLOWAY K	Serve Hit
165	Spike	1 STINISSEN E	Fault		8-11	3	+		Opp error
166	Reception	7 BAKKER S	Fault		8-12	4	+ Serve	5 HOLLOWAY K	Aces
							Serve	5 HOLLOWAY K	Serve Hit
167	Spike	10 WESTERHOF P	Fault		8-13	5	+		Opp error
	TIMEOUT								
							Serve	5 HOLLOWAY K	Serve Hit
168			Opp error	+	9-13	4	Spike	5 HOLLOWAY K	Fault
	Serve	6 HARMSSEN-ROOSEN K	Serve Hit						
169	Block	10 WESTERHOF P	Kill Block	+	10-13	3	Dig	13 MILLAGE N	Fault
	Serve	6 HARMSSEN-ROOSEN K	Serve Hit						
170	Dig	1 STINISSEN E	Fault		10-14	4	+		Opp error
							Serve	13 MILLAGE N	Serve Hit
171	Block	1 STINISSEN E	Kill Block	+	11-14	3	Dig	11 ALDRICH A	Fault



PLAY BY PLAY

比赛回合文字播报

SET 4

Rally	NED - Netherlands				Lead	Score	Lead	USA - United States of America		
	Sub	4 de VRIES R	Out							
		8 LIST P	In							
172	Serve	5 van der HAAR-KRAMP	Aces +		12-14	2		Reception	5 HOLLOWAY K	Fault
173	Serve	5 van der HAAR-KRAMP	Aces +		13-14	1		Reception	3 MAYMON B	Fault
								TIMEOUT		
174	Serve	5 van der HAAR-KRAMP	Serve Hit							
	Dig	5 van der HAAR-KRAMP	Fault		13-15	2	+	Spike	11 ALDRICH A	Spike
175	Block	10 WESTERHOF P	Kill Block +		14-15	1		Serve	11 ALDRICH A	Serve Hit
								Block	6 ERICKSON H	Fault
176	Serve	1 STINISSEN E	Serve Hit							
	Spike	8 LIST P	Fault		14-16	2	+			Opp error
177	Spike	3 van MARUM D	Spike +		15-16	1		Serve	1 WEBSTER L	Serve Hit
								Dig	5 HOLLOWAY K	Fault
178	Serve	10 WESTERHOF P	Fault		15-17	2	+	Block	5 HOLLOWAY K	Kill Block
179	Spike	6 HARMSSEN-ROOSEN K	Spike +		16-17	1		Serve	6 ERICKSON H	Serve Hit
								Block	5 HOLLOWAY K	Fault
180	Serve	8 LIST P	Serve Hit							
	Block	3 van MARUM D	Kill Block +		17-17			Dig	13 MILLAGE N	Fault
181	Serve	8 LIST P	Serve Hit							
	Block	5 van der HAAR-KRAMP	Fault		17-18	1	+	Spike	5 HOLLOWAY K	Spike
182	Spike	5 van der HAAR-KRAMP	Spike +		18-18			Serve	3 MAYMON B	Serve Hit
								Dig	6 ERICKSON H	Fault
183	Serve	3 van MARUM D	Serve Hit							
	Block	1 STINISSEN E	Fault		18-19	1	+	Spike	13 MILLAGE N	Spike
184	Reception	7 BAKKER S	Fault		18-20	2	+	Serve	5 HOLLOWAY K	Aces
185	Block	1 STINISSEN E	Fault		18-21	3	+	Serve	5 HOLLOWAY K	Serve Hit
								Spike	13 MILLAGE N	Spike
								TIMEOUT		
186			Opp error +		19-21	2		Serve	5 HOLLOWAY K	Serve Hit
								Dig	6 ERICKSON H	Fault
187	Serve	6 HARMSSEN-ROOSEN K	Serve Hit							
	Spike	5 van der HAAR-KRAMP	Spike +		20-21	1		Dig	3 MAYMON B	Fault
188	Serve	6 HARMSSEN-ROOSEN K	Serve Hit							
	Block	5 van der HAAR-KRAMP	Fault		20-22	2	+	Spike	11 ALDRICH A	Spike
189	Spike	5 van der HAAR-KRAMP	Spike +		21-22	1		Serve	13 MILLAGE N	Serve Hit
								Dig	3 MAYMON B	Fault
190	Serve	5 van der HAAR-KRAMP	Serve Hit							
	Dig	5 van der HAAR-KRAMP	Fault		21-23	2	+	Spike	11 ALDRICH A	Spike
191	Spike	1 STINISSEN E	Spike +		22-23	1		Serve	11 ALDRICH A	Serve Hit
								Dig	13 MILLAGE N	Fault
								TIMEOUT		
192	Serve	1 STINISSEN E	Serve Hit							
	Spike	3 van MARUM D	Fault		22-24	2	+			Opp error
193	Spike	3 van MARUM D	Spike +		23-24	1		Serve	1 WEBSTER L	Serve Hit
								Dig	13 MILLAGE N	Fault
194	Serve	10 WESTERHOF P	Serve Hit							
	Spike	3 van MARUM D	Spike +		24-24			Dig	11 ALDRICH A	Fault
195	Serve	10 WESTERHOF P	Serve Hit							
	Block	6 HARMSSEN-ROOSEN K	Kill Block +	1	25-24			Dig	3 MAYMON B	Fault



PLAY BY PLAY

比赛回合文字播报

SET 4

Rally	NED - Netherlands				Lead	Score	Lead	USA - United States of America				
196	Serve	10	WESTERHOF P	Serve Hit								
	Spike	6	HARMSSEN-ROOSEN K	Fault		25-25		+			Opp error	
197	Spike	6	HARMSSEN-ROOSEN K	Spike +	1	26-25			Serve	6	ERICKSON H	Serve Hit
									Block	3	MAYMON B	Fault
198	Serve	8	LIST P	Serve Hit								
				Opp error +	2	27-25			Spike	13	MILLAGE N	Fault

SET 5

Rally	NED - Netherlands				Lead	Score	Lead	USA - United States of America				
199				Opp error +	1	1-0			Serve	1	WEBSTER L	Serve Hit
									Dig	13	MILLAGE N	Fault
200	Serve	10	WESTERHOF P	Serve Hit								
	Dig	10	WESTERHOF P	Fault		1-1		+	Block	5	HOLLOWAY K	Kill Block
201	Block	3	van MARUM D	Fault		1-2	1	+	Serve	6	ERICKSON H	Serve Hit
									Spike	13	MILLAGE N	Spike
202	Block	3	van MARUM D	Fault		1-3	2	+	Serve	6	ERICKSON H	Serve Hit
									Spike	13	MILLAGE N	Spike
203	Spike	8	LIST P	Fault		1-4	3	+	Serve	6	ERICKSON H	Serve Hit
												Opp error
204	Reception	7	BAKKER S	Fault		1-5	4	+	Serve	6	ERICKSON H	Aces
	TIMEOUT											
205	Block	3	van MARUM D	Fault		1-6	5	+	Serve	6	ERICKSON H	Serve Hit
									Spike	13	MILLAGE N	Spike
206	Spike	3	van MARUM D	Fault		1-7	6	+	Serve	6	ERICKSON H	Serve Hit
									Block	5	HOLLOWAY K	Kill Block
207	Spike	8	LIST P	Spike +		2-7	5		Serve	6	ERICKSON H	Serve Hit
									Dig	5	HOLLOWAY K	Fault
208	Serve	8	LIST P	Serve Hit								
	Dig	10	WESTERHOF P	Fault		2-8	6	+	Spike	5	HOLLOWAY K	Spike
209	Spike	3	van MARUM D	Fault		2-9	7	+	Serve	3	MAYMON B	Serve Hit
												Opp error
210	Dig	8	LIST P	Fault		2-10	8	+	Serve	3	MAYMON B	Serve Hit
									Block	11	ALDRICH A	Kill Block
	TIMEOUT											
211				Opp error +		3-10	7		Serve	3	MAYMON B	Serve Hit
									Dig	13	MILLAGE N	Fault
212	Serve	3	van MARUM D	Serve Hit								
				Opp error +		4-10	6		Dig	6	ERICKSON H	Fault
213	Serve	3	van MARUM D	Aces +		5-10	5		Reception	3	MAYMON B	Fault
214	Serve	3	van MARUM D	Serve Hit								
	Spike	1	STINISSEN E	Spike +		6-10	4		Dig	6	ERICKSON H	Fault
	TIMEOUT											
215	Serve	3	van MARUM D	Serve Hit								
	Block	6	HARMSSEN-ROOSEN K	Fault		6-11	5	+	Spike	11	ALDRICH A	Spike
216	Reception	7	BAKKER S	Fault		6-12	6	+	Serve	5	HOLLOWAY K	Serve Hit
												Opp error
217				Opp error +		7-12	5		Serve	5	HOLLOWAY K	Serve Hit
									Dig	11	ALDRICH A	Fault



PLAY BY PLAY

比赛回合文字播报

SET 5

Rally	NED - Netherlands				Lead	Score	Lead	USA - United States of America				
218	Serve	6	HARMSSEN-ROOSEN K	Serve Hit								
	Dig	6	HARMSSEN-ROOSEN K	Fault		7-13	6	+	Spike	3	MAYMON B	Spike
219									Serve	13	MILLAGE N	Serve Hit
	Spike	5	van der HAAR-KRAMP	Spike +		8-13	5		Dig	5	HOLLOWAY K	Fault
220	Serve	5	van der HAAR-KRAMP	Serve Hit								
	Dig	6	HARMSSEN-ROOSEN K	Fault		8-14	6	+	Spike	6	ERICKSON H	Spike
221									Serve	11	ALDRICH A	Serve Hit
				Opp error +		9-14	5		Dig	6	ERICKSON H	Fault
222	Serve	1	STINISSEN E	Serve Hit								
	Spike	10	WESTERHOF P	Spike +		10-14	4		Dig	11	ALDRICH A	Fault
223	Serve	1	STINISSEN E	Fault		10-15	5	+				Opp error

Legend:

+ Point scored by team **Opp** Opponent **Sub** Substitution



MATCH RESULT

比赛结果表

P2

Match Duration: 1h59m
Spectators: 1,300

NED vs USA
2 vs 3

Team	Sets	1	2	3	4	5	Total
NED	2	25	23	26	27	10	111
USA	3	19	25	28	25	15	112
	Playing Time	18m	24m	26m	26m	13m	1h47m

First Referee: PAVIC Ivana (CRO)

Second Referee: UVAROV Oleg (RUS)

NED - NETHERLANDS								
No	C/L	Name	1	2	3	4	5 Pts	
1		STINISSEN Elvira	6	1	6	1	1	12
3		van MARUM Djoke	3	4	3	4	4	17
4		de VRIES Rika			8	3		1
5		van der HAAR-KRAMP Karin	5	6	5	6	6	15
6		HARMSSEN-ROOSEN Karin	4	5	4	5	5	9
7	L	BAKKER Sanne	L	L	L	L	L	0
8		LIST Paula	2	3	2	4	3	3
9		SLENTER-WEIJTS Jolanda						0
10	C	WESTERHOF Petra	1	2	1	2	2	9
12		TEN THIJE-VOORTMAN Josien						0
Head Coach:		BESTEBROER John (NED)						
Assistant Coach:		van HEUGTEN Ger (NED)						

USA - UNITED STATES of AMERICA								
No	C/L	Name	1	2	3	4	5 Pts	
1		WEBSTER Lora	1	1	1	1	1	10
3	C	MAYMON Brenda	3	3	3	3	3	11
5		HOLLOWAY Katie	4	4	4	4	4	23
6		ERICKSON Heather	2	2	2	2	2	10
7		KRISS Sugui						0
8		LEWELLEN Hope						0
9		McWILLIAMS Gina						0
10	L	MILLER Kari	L	L	L	L	L	0
11		ALDRICH Allison	6	6	6	6	6	15
13		MILLAGE Nichole	15	5	5	5	5	13
15		LANCASTER Kendra	5					1
18		GOULDIE Alexandra						0
Head Coach:		HULETT Michael (USA)						
Assistant Coach:		van de WALLE Denise (USA)						

TEAM AND PLAYER PERFORMANCES

Won	Total Atts	No	Name
35	147	Total Team	
12	32	3	van MARUM Djoke
7	26	5	van der HAAR-KRAMP Karin
6	29	1	STINISSEN Elvira
16	75	Total Team	
6	20	1	STINISSEN Elvira
4	20	6	HARMSSEN-ROOSEN Karin
3	15	3	van MARUM Djoke
15	111	Total Team	
8	21	5	van der HAAR-KRAMP Karin
2	21	10	WESTERHOF Petra
2	20	6	HARMSSEN-ROOSEN Karin
45		Total Team	
111	333	Total Team	
17	67	3	van MARUM Djoke

Scoring Skills
Spike
Block
Serve
Opp Error
Total
Best Scorer

Won	Total Atts	No	Name
46	166	Total Team	
14	44	5	HOLLOWAY Katie
9	19	11	ALDRICH Allison
8	25	13	MILLAGE Nichole
28	83	Total Team	
6	16	5	HOLLOWAY Katie
5	16	13	MILLAGE Nichole
5	15	3	MAYMON Brenda
9	112	Total Team	
4	32	6	ERICKSON Heather
3	24	5	HOLLOWAY Katie
2	14	11	ALDRICH Allison
29		Total Team	
112	361	Total Team	
23	84	5	HOLLOWAY Katie

Legend:			
Atts	Attempts	C	Team Captain
n	Starting Line-Up where n=starting position on Court (i.e. positions 1 to 6)	L	Libero Player
nn	Substitute where nn=jersey number of out going player	Opp	Opponent
		L	Substitute Libero
		Pts	Points scored



MATCH STATISTICS

比赛技术统计

P3

Match Duration: 1h59m
Spectators: 1,300




NED vs USA
2 vs 3

Team	Sets	1	2	3	4	5	Total
NED	2	25	23	26	27	10	111
USA	3	19	25	28	25	15	112
Playing Time		18m	24m	26m	26m	13m	1h47m

First Referee: PAVIC Ivana (CRO)

Second Referee: UVAROV Oleg (RUS)

NED - NETHERLANDS

Scoring Spikers	Rk	No	Name	Spikes	Faults	Shots	Total Attempts	Eff %	
	1	3	van MARUM Djoke	12	5	15	32	21.88	
	2	5	van der HAAR-KRAMP Karin	7	4	15	26	11.54	
	3	6	HARMSSEN-ROOSEN Karin	3	2	18	23	4.35	
	4	1	STINISSEN Elvira	6	5	18	29	3.45	
		10	WESTERHOF Petra	4	3	8	15		
		8	LIST Paula	3	4	5	12		
		4	de VRIES Rika	-	3	7	10		
		7	BAKKER Sanne	-	-	-	-		
		9	SLENTER-WEIJTS Jolanda	-	-	-	-		
		12	TEN THIJE-VOORTMAN Josien	-	-	-	-		
	Limit 15.00 %	Team Totals			35	26	86	147	6.12
	Scoring Blockers	Rk	No	Name	Kill Blocks	Faults	Rebounds	Total Attempts	Avg by Set
	1	1	STINISSEN Elvira	6	7	7	20	1.20	
	2	6	HARMSSEN-ROOSEN Karin	4	8	8	20	0.80	
	3	3	van MARUM Djoke	3	6	6	15	0.60	
	3	10	WESTERHOF Petra	3	1	3	7	0.60	
	5	5	van der HAAR-KRAMP Karin	-	6	4	10	0.00	
	5	8	LIST Paula	-	1	1	2	0.00	
	5	4	de VRIES Rika	-	-	1	1	0.00	
		7	BAKKER Sanne	-	-	-	-		
		9	SLENTER-WEIJTS Jolanda	-	-	-	-		
		12	TEN THIJE-VOORTMAN Josien	-	-	-	-		
		Team Totals			16	29	30	75	3.20
	Scoring Servers	Rk	No	Name	Aces	Faults	Serve Hits	Total Attempts	Avg by Set
	1	5	van der HAAR-KRAMP Karin	8	3	10	21	1.60	
	2	10	WESTERHOF Petra	2	1	18	21	0.40	
	2	3	van MARUM Djoke	2	-	18	20	0.40	
	2	6	HARMSSEN-ROOSEN Karin	2	-	18	20	0.40	
	5	4	de VRIES Rika	1	-	5	6	0.20	
	6	1	STINISSEN Elvira	-	1	11	12	0.00	
	6	8	LIST Paula	-	2	9	11	0.00	
		7	BAKKER Sanne	-	-	-	-		
		9	SLENTER-WEIJTS Jolanda	-	-	-	-		
		12	TEN THIJE-VOORTMAN Josien	-	-	-	-		
		Team Totals			15	7	89	111	3.00
	Team	Opponent Errors & Team Faults			45	4			



MATCH STATISTICS

比赛技术统计

P3

Match Duration: 1h59m
Spectators: 1,300




NED vs USA
2 vs 3

Team	Sets	1	2	3	4	5	Total
NED	2	25	23	26	27	10	111
USA	3	19	25	28	25	15	112
Playing Time		18m	24m	26m	26m	13m	1h47m

First Referee: PAVIC Ivana (CRO)

Second Referee: UVAROV Oleg (RUS)

NED - NETHERLANDS

Non-scoring Diggers	Rk	No	Name	Digs	Faults	Receptions	Total Attempts	Avg by Set	
	1	7	BAKKER Sanne	18	2	7	27	3.60	
	2	10	WESTERHOF Petra	15	6	12	33	3.00	
	3	1	STINISSEN Elvira	11	10	11	32	2.20	
	3	6	HARMSSEN-ROOSEN Karin	11	6	7	24	2.20	
	5	8	LIST Paula	7	3	5	15	1.40	
	6	3	van MARUM Djoke	6	3	9	18	1.20	
	7	4	de VRIES Rika	5	1	2	8	1.00	
	8	5	van der HAAR-KRAMP Karin	-	2	3	5	0.00	
		9	SLENTER-WEIJTS Jolanda	-	-	-	-	-	-
		12	TEN THIJE-VOORTMAN Josien	-	-	-	-	-	-
	Team Totals				73	33	56	162	14.60
	Non-scoring Setters	Rk	No	Name	Running Sets	Faults	Still Sets	Total Attempts	Avg by Set
	1	6	HARMSSEN-ROOSEN Karin	5	2	45	52	1.00	
	2	10	WESTERHOF Petra	3	2	53	58	0.60	
	3	1	STINISSEN Elvira	-	-	5	5	0.00	
	3	8	LIST Paula	-	-	5	5	0.00	
	3	7	BAKKER Sanne	-	-	2	2	0.00	
	3	3	van MARUM Djoke	-	-	1	1	0.00	
		4	de VRIES Rika	-	-	-	-	-	
		5	van der HAAR-KRAMP Karin	-	-	-	-	-	
		9	SLENTER-WEIJTS Jolanda	-	-	-	-	-	
		12	TEN THIJE-VOORTMAN Josien	-	-	-	-	-	
	Team Totals				8	4	111	123	1.60
	Non-scoring Receivers	Rk	No	Name	Excellents	Faults	Serve Receptions	Total Attempts	Succ %
	1	7	BAKKER Sanne	32	6	7	45	71.11	
		1	STINISSEN Elvira	14	2	1	17		
		10	WESTERHOF Petra	12	-	-	12		
		8	LIST Paula	9	-	1	10		
		6	HARMSSEN-ROOSEN Karin	8	1	1	10		
		4	de VRIES Rika	3	-	-	3		
		3	van MARUM Djoke	-	-	-	-		
		5	van der HAAR-KRAMP Karin	-	-	-	-		
		9	SLENTER-WEIJTS Jolanda	-	-	-	-		
		12	TEN THIJE-VOORTMAN Josien	-	-	-	-		
	Team Totals				78	9	10	97	80.41
	Limit	25.00 %							

Legend:	Avg	Eff%	Rk	Succ %
	Average	Efficiency	Rank	Success %



MATCH STATISTICS

比赛技术统计

P3

Match Duration: 1h59m
Spectators: 1,300




NED vs USA
2 3

Team	Sets	1	2	3	4	5	Total
NED	2	25	23	26	27	10	111
USA	3	19	25	28	25	15	112
Playing Time		18m	24m	26m	26m	13m	1h47m

First Referee: PAVIC Ivana (CRO)

Second Referee: UVAROV Oleg (RUS)

USA - UNITED STATES of AMERICA

Scoring Spikers	Rk	No	Name	Spikes	Faults	Shots	Total Attempts	Eff %	
	1	13	MILLAGE Nichole	8	2	15	25	24.00	
	2	5	HOLLOWAY Katie	14	10	20	44	9.09	
	3	1	WEBSTER Lora	5	6	25	36	0.00	
		11	ALDRICH Allison	9	3	7	19		
		6	ERICKSON Heather	4	3	11	18		
		3	MAYMON Brenda	6	1	10	17		
		15	LANCASTER Kendra	-	3	4	7		
		7	KRISS Sugui	-	-	-	-		
		8	LEWELLEN Hope	-	-	-	-		
		9	McWILLIAMS Gina	-	-	-	-		
		10	MILLER Kari	-	-	-	-		
		18	GOULDIE Alexandra	-	-	-	-		
	Limit	15.00 %							
	Team Totals				46	28	92	166	10.84
	Scoring Blockers	Rk	No	Name	Kill Blocks	Faults	Rebounds	Total Attempts	Avg by Set
		1	5	HOLLOWAY Katie	6	4	6	16	1.20
		2	13	MILLAGE Nichole	5	2	9	16	1.00
		2	3	MAYMON Brenda	5	2	8	15	1.00
2		1	WEBSTER Lora	5	1	4	10	1.00	
5		11	ALDRICH Allison	4	4	9	17	0.80	
6		6	ERICKSON Heather	2	1	5	8	0.40	
7		15	LANCASTER Kendra	1	-	-	1	0.20	
		7	KRISS Sugui	-	-	-	-		
		8	LEWELLEN Hope	-	-	-	-		
		9	McWILLIAMS Gina	-	-	-	-		
		10	MILLER Kari	-	-	-	-		
		18	GOULDIE Alexandra	-	-	-	-		
Team Totals				28	14	41	83	5.60	
Scoring Servers		Rk	No	Name	Aces	Faults	Serve Hits	Total Attempts	Avg by Set
		1	6	ERICKSON Heather	4	3	25	32	0.80
		2	5	HOLLOWAY Katie	3	-	21	24	0.60
		3	11	ALDRICH Allison	2	2	10	14	0.40
		4	3	MAYMON Brenda	-	2	14	16	0.00
	4	13	MILLAGE Nichole	-	1	12	13	0.00	
	4	1	WEBSTER Lora	-	1	11	12	0.00	
	4	15	LANCASTER Kendra	-	-	1	1	0.00	
		7	KRISS Sugui	-	-	-	-		
		8	LEWELLEN Hope	-	-	-	-		
		9	McWILLIAMS Gina	-	-	-	-		
		10	MILLER Kari	-	-	-	-		
		18	GOULDIE Alexandra	-	-	-	-		
	Team Totals				9	9	94	112	1.80
	Team	Opponent Errors & Team Faults			29	1			



MATCH STATISTICS

比赛技术统计

P3

Match Duration: 1h59m
Spectators: 1,300




NED vs USA
2 vs 3

Team	Sets	1	2	3	4	5	Total
NED	2	25	23	26	27	10	111
USA	3	19	25	28	25	15	112
Playing Time		18m	24m	26m	26m	13m	1h47m

First Referee: PAVIC Ivana (CRO)

Second Referee: UVAROV Oleg (RUS)

USA - UNITED STATES of AMERICA

Non-scoring Diggers		Rk	No	Name	Digs	Faults	Receptions	Total Attempts	Avg by Set	
	1	1	WEBSTER Lora	27	3	7	37	5.40		
	2	5	HOLLOWAY Katie	19	7	7	33	3.80		
	3	13	MILLAGE Nichole	17	7	4	28	3.40		
	4	6	ERICKSON Heather	11	9	5	25	2.20		
	5	11	ALDRICH Allison	9	5	6	20	1.80		
	6	3	MAYMON Brenda	7	8	8	23	1.40		
	7	10	MILLER Kari	2	1	-	3	0.40		
	8	15	LANCASTER Kendra	1	1	-	2	0.20		
		7	KRISS Sugui	-	-	-	-	-		
		8	LEWELLEN Hope	-	-	-	-	-		
		9	McWILLIAMS Gina	-	-	-	-	-		
		18	GOULDIE Alexandra	-	-	-	-	-		
	Team Totals				93	41	37	171	18.60	
	Non-scoring Setters		Rk	No	Name	Running Sets	Faults	Still Sets	Total Attempts	Avg by Set
		1	3	MAYMON Brenda	2	1	33	36	0.40	
		1	5	HOLLOWAY Katie	2	-	18	20	0.40	
		1	13	MILLAGE Nichole	2	1	16	19	0.40	
		4	11	ALDRICH Allison	1	-	16	17	0.20	
4		1	WEBSTER Lora	1	-	13	14	0.20		
6		6	ERICKSON Heather	-	1	24	25	0.00		
6		15	LANCASTER Kendra	-	-	2	2	0.00		
		7	KRISS Sugui	-	-	-	-	-		
		8	LEWELLEN Hope	-	-	-	-	-		
		9	McWILLIAMS Gina	-	-	-	-	-		
		10	MILLER Kari	-	-	-	-	-		
		18	GOULDIE Alexandra	-	-	-	-	-		
Team Totals				8	3	122	133	1.60		
Non-scoring Receivers		Rk	No	Name	Excellents	Faults	Serve Receptions	Total Attempts	Succ %	
		1	3	MAYMON Brenda	18	6	2	26	69.23	
			6	ERICKSON Heather	17	1	3	21		
			1	WEBSTER Lora	15	2	1	18		
			11	ALDRICH Allison	13	1	1	15		
		5	HOLLOWAY Katie	5	3	2	10			
		13	MILLAGE Nichole	5	-	-	5			
		10	MILLER Kari	2	2	1	5			
		7	KRISS Sugui	-	-	-	-			
		8	LEWELLEN Hope	-	-	-	-			
		9	McWILLIAMS Gina	-	-	-	-			
		15	LANCASTER Kendra	-	-	-	-			
		18	GOULDIE Alexandra	-	-	-	-			
	Team Totals				75	15	10	100	75.00	
	Limit		25.00 %							

Legend:	Avg	Eff%	Rk	Succ %
Average	Efficiency	Rank	Success %	



START LIST

参赛名单

CHN vs SLO

P1

First Referee: ELHELALY Khaled Nasr Eid (EGY)

Second Referee: SHANISHAH Khalid Salem (LBA)

CHN - CHINA Uniform Colour: RED

No	C/L	Name	Sport Class	Date of Birth	Tournament Totals				
					Spike	Block	Serve	Total	%
1		LIU Lijuan	D	15 JUN 1984	0	0	0	0	0.00
2	C	LU Hongqin	D	4 OCT 1980	5	2	6	13	8.23
3		TAN Yanhua	D	10 OCT 1987	21	3	2	26	16.46
4		LIANG Fen	D	1 JUN 1979	0	0	0	0	0.00
5		ZHONG Haihong	D	2 JAN 1978	0	0	0	0	0.00
6	L	ZHENG Xiongying	D	1 MAY 1975	0	0	0	0	0.00
7		LU Chunli	D	23 MAR 1978	1	0	1	2	1.27
8		LI Liping	D	3 JUL 1982	1	6	2	9	5.70
9		ZHANG Xufei	D	28 AUG 1984	10	4	11	25	15.82
10		YANG Yanling	D	2 NOV 1980	0	1	1	2	1.27
11		ZHANG Lijun	D	31 AUG 1985	12	2	5	19	12.03
12		SHENG Yuhong	MD	21 MAR 1971	46	7	9	62	39.24

Head Coach: ZHANG Jun (CHN)

Assistant: MA Dongmei (CHN)

Results in these
Paralympic Games

Phase	Opponent	Sets	Points per Set
Preliminary-Pool B	USA	3 - 0	25-14, 25-21, 25-19
Preliminary-Pool B	LTU	3 - 0	25-18, 25-17, 25-14
Preliminary-Pool B	LAT	3 - 0	25-4, 25-7, 25-16

SLO - SLOVENIA Uniform Colour: WHITE

No	C/L	Name	Sport Class	Date of Birth	Tournament Totals				
					Spike	Block	Serve	Total	%
1	C	URNAUT Anita	MD	26 NOV 1964	60	17	9	86	44.79
2	L	GRADISEK Emilie	D	25 JUL 1939	0	0	0	0	0.00
3		KOVACIC Boza	D	3 OCT 1952	0	0	0	0	0.00
4		JAKIN Bogomira	D	22 OCT 1957	6	6	2	14	7.29
5		CENCELJ Marinka	D	22 JAN 1964	0	0	0	0	0.00
6		OCEPEK Suzana	D	24 NOV 1985	4	6	4	14	7.29
7		SART Alenka	MD	31 MAY 1968	0	0	3	3	1.56
8		GOSNAK Danica	D	14 FEB 1962	13	2	18	33	17.19
9		TOMIC Stefaka	D	12 DEC 1961	6	9	3	18	9.38
10		KOTNIK Sasa	D	16 SEP 1980	12	5	7	24	12.50
14		JUSTIN Ana	D	28 MAY 1987	0	0	0	0	0.00

Head Coach: URNAUT Adolf (SLO)

Assistant: OZMEC Peter (SLO)

Results in these
Paralympic Games

Phase	Opponent	Sets	Points per Set
Preliminary-Pool A	NED	2 - 3	25-23, 17-25, 16-25, 25-22, 11-15
Preliminary-Pool A	UKR	3 - 1	11-25, 25-18, 25-17, 25-22
Preliminary-Pool A	JPN	3 - 1	25-19, 21-25, 25-19, 25-9

Legend:

% Percent of total team scoring C Team Captain L Libero Player



PLAY BY PLAY

比赛回合文字播报

Match Duration: 1h11m
Spectators: 4,000

CHN vs SLO
3 vs 0

Team	Sets	1	2	3	Total
CHN	3	25	25	25	75
SLO	0	21	12	19	52
	Playing Time	21m	22m	22m	1h05m

First Referee: ELHELALY Khaled Nasr Eid (EGY)

Second Referee: SHANISHAH Khalid Salem (LBA)

SET 1

Rally	CHN - People's Republic of China			Lead	Score	Lead	SLO - Slovenia		
1	Serve	3 TAN Y	Serve Hit						
	Block	2 LU H	Fault		0-1	1	+	Spike	1 URNAUT A Spike
2	Dig	6 ZHENG X	Fault		0-2	2	+	Serve	10 KOTNIK S Serve Hit
							+	Spike	1 URNAUT A Spike
3	Spike	9 ZHANG X	Fault		0-3	3	+	Serve	10 KOTNIK S Serve Hit
									Opp error
4	Spike	9 ZHANG X	Spike +		1-3	2		Serve	10 KOTNIK S Serve Hit
								Dig	9 TOMIC S Fault
5	Serve	2 LU H	Serve Hit						
	Block	9 ZHANG X	Fault		1-4	3	+	Spike	1 URNAUT A Spike
6	Spike	12 SHENG Y	Spike +		2-4	2		Serve	4 JAKIN B Serve Hit
								Dig	6 OCEPEK S Fault
7	Serve	9 ZHANG X	Serve Hit						
	Spike	12 SHENG Y	Spike +		3-4	1		Block	8 GOSNAK D Fault
8	Serve	9 ZHANG X	Serve Hit						
			Opp error +		4-4			Spike	10 KOTNIK S Fault
9	Serve	9 ZHANG X	Serve Hit						
	Dig	2 LU H	Fault		4-5	1	+	Spike	1 URNAUT A Spike
10			Opp error +		5-5			Serve	1 URNAUT A Fault
	Serve	12 SHENG Y	Serve Hit						
11	Block	11 ZHANG L	Fault		5-6	1	+	Spike	1 URNAUT A Spike
		T E A M	Fault		5-7	2	+	Serve	9 TOMIC S Aces
13	Spike	3 TAN Y	Spike +		6-7	1		Serve	9 TOMIC S Serve Hit
								Block	6 OCEPEK S Fault
14	Serve	8 LI L	Serve Hit						
	Spike	11 ZHANG L	Spike +		7-7			Dig	1 URNAUT A Fault
15	Serve	8 LI L	Serve Hit						
			Opp error +	1	8-7			Block	6 OCEPEK S Fault
16	Serve	8 LI L	Serve Hit						
	Spike	2 LU H	Spike +	2	9-7			Dig	9 TOMIC S Fault
17	Serve	8 LI L	Serve Hit						
	Spike	11 ZHANG L	Spike +	3	10-7			Dig	1 URNAUT A Fault
18	Serve	8 LI L	Serve Hit						
	Block	11 ZHANG L	Fault	2	10-8		+	Spike	10 KOTNIK S Spike
19	Block	2 LU H	Kill Block +	3	11-8			Serve	8 GOSNAK D Fault
	Serve	11 ZHANG L	Serve Hit						
20		T E A M	Fault	2	11-9		+	Spike	4 JAKIN B Spike
	Serve	6 OCEPEK S	Serve Hit						
21	Spike	9 ZHANG X	Spike +	3	12-9			Dig	6 OCEPEK S Fault



PLAY BY PLAY

比赛回合文字播报

SET 1

Rally	CHN - People's Republic of China			Lead	Score	Lead	SLO - Slovenia		
	Serve	3 TAN Y	Serve Hit						
22	Dig	2 LU H	Fault	2	12-10		+ Spike	6 OCEPEK S	Spike
23	Reception	6 ZHANG X	Fault	1	12-11		+ Serve	10 KOTNIK S	Aces
							Serve	10 KOTNIK S	Serve Hit
24	Dig	2 LU H	Fault		12-12		+		Opp error
	TIMEOUT								
							Serve	10 KOTNIK S	Serve Hit
25			Opp error	+	1	13-12		Spike	1 URNAUT A
	Serve	2 LU H	Serve Hit						
26	Dig	2 LU H	Fault		13-13		+ Spike	1 URNAUT A	Spike
							Serve	4 JAKIN B	Serve Hit
27	Spike	12 SHENG Y	Spike	+	1	14-13		Dig	10 KOTNIK S
									Fault
28	Serve	9 ZHANG X	Fault		14-14		+ Block	9 TOMIC S	Kill Block
							Serve	1 URNAUT A	Serve Hit
29	Spike	12 SHENG Y	Spike	+	1	15-14		Dig	1 URNAUT A
									Fault
30	Serve	12 SHENG Y	Fault		15-15		+		Opp error
31	Reception	12 SHENG Y	Fault		15-16	1	+ Serve	9 TOMIC S	Aces
							Serve	9 TOMIC S	Serve Hit
32	Spike	11 ZHANG L	Fault		15-17	2	+		Opp error
							Serve	9 TOMIC S	Serve Hit
33	Spike	11 ZHANG L	Spike	+		16-17	1	Block	10 KOTNIK S
									Fault
	Serve	8 LI L	Serve Hit						
34	Spike	11 ZHANG L	Fault		16-18	2	+		Opp error
35			Opp error	+		17-18	1	Serve	8 GOSNAK D
	Serve	11 ZHANG L	Serve Hit						
36	Block	2 LU H	Kill Block	+		18-18		Spike	10 KOTNIK S
									Fault
	TIMEOUT								
	Serve	11 ZHANG L	Serve Hit						
37	Block	9 ZHANG X	Fault		18-19	1	+ Spike	10 KOTNIK S	Spike
38			Opp error	+		19-19		Serve	6 OCEPEK S
	Serve	3 TAN Y	Serve Hit						
39	Block	2 LU H	Kill Block	+	1	20-19		Spike	1 URNAUT A
									Fault
	TIMEOUT								
	Serve	3 TAN Y	Serve Hit						
40	Spike	12 SHENG Y	Spike	+	2	21-19		Block	10 KOTNIK S
									Fault
41	Serve	3 TAN Y	Aces	+	3	22-19		Reception	2 GRADISEK E
									Fault
	Serve	3 TAN Y	Serve Hit						
42	Block	2 LU H	Kill Block	+	4	23-19		Dig	1 URNAUT A
									Fault
	Serve	3 TAN Y	Serve Hit						
43	Block	9 ZHANG X	Fault		3	23-20		+	Opp error
44	Block	9 ZHANG X	Fault		2	23-21		+ Serve	10 KOTNIK S
									Aces
								Serve	10 KOTNIK S
45	Spike	12 SHENG Y	Spike	+	3	24-21			T E A M
									Fault
	Serve	2 LU H	Serve Hit						
46	Spike	12 SHENG Y	Spike	+	4	25-21		Block	4 JAKIN B
									Fault



PLAY BY PLAY

比赛回合文字播报

SET 2

Rally	CHN - People's Republic of China			Lead	Score	Lead	SLO - Slovenia		
							Serve	8 GOSNAK D	Serve Hit
47	Spike	12 SHENG Y	Fault		0-1	1	+		Opp error
48	Block	9 ZHANG X	Kill Block	+			Serve	8 GOSNAK D	Fault
49	Serve	2 LU H	Aces	+	1		2-1	Block	4 JAKIN B
50	Serve	2 LU H	Aces	+	2		3-1	Reception	8 GOSNAK D
51	Serve	2 LU H	Serve Hit						
			Opp error	+	3		4-1	Spike	1 URNAUT A
52	Serve	2 LU H	Serve Hit						
	Spike	2 LU H	Spike	+	4		5-1	Dig	9 TOMIC S
									TIMEOUT
53	Serve	2 LU H	Aces	+	5		6-1	Reception	8 GOSNAK D
								Sub	4 JAKIN B
									5 CENCELJ M
54	Serve	2 LU H	Serve Hit						
	Spike	8 LI L	Spike	+	6		7-1	Dig	9 TOMIC S
	Serve	2 LU H	Serve Hit						
55	Spike	8 LI L	Spike	+	7		8-1	Dig	1 URNAUT A
56	Serve	2 LU H	Aces	+	8		9-1	Reception	8 GOSNAK D
	Serve	2 LU H	Serve Hit						
57	Block	8 LI L	Fault		7		9-2	+	Spike
			Opp error	+	8		10-2	Serve	6 OCEPEK S
59	Serve	9 ZHANG X	Aces	+	9		11-2	Dig	6 OCEPEK S
									TIMEOUT
	Serve	9 ZHANG X	Serve Hit						
60	Block	12 SHENG Y	Fault		8		11-3	+	Spike
61	Spike	12 SHENG Y	Fault		7		11-4	+	Serve
62	Spike	12 SHENG Y	Spike	+	8		12-4		Serve
	Serve	12 SHENG Y	Serve Hit						
63	Dig	2 LU H	Fault		7		12-5	+	Block
64	Reception	2 LU H	Fault		6		12-6	+	Serve
65	Spike	2 LU H	Fault		5		12-7	+	Serve
			Opp error	+	6		13-7		Serve
	Serve	8 LI L	Serve Hit						
67			Opp error	+	7		14-7		Block
	Serve	8 LI L	Serve Hit						
68			Opp error	+	8		15-7		Block
	Serve	8 LI L	Serve Hit						
69			Opp error	+	9		16-7		Block
	Serve	8 LI L	Serve Hit						
70	Block	2 LU H	Fault		8		16-8	+	Spike
71			Opp error	+	9		17-8		Serve
	Serve	11 ZHANG L	Serve Hit						
72			Opp error	+	10		18-8		Dig



PLAY BY PLAY

比赛回合文字播报

SET 2

Rally	CHN - People's Republic of China				Lead	Score	Lead	SLO - Slovenia		
								Sub	1 URNAUT A	Out
									3 KOVACIC B	In
								Sub	9 TOMIC S	Out
									7 SART A	In
73	Serve	11 ZHANG L	Serve Hit							
	Dig	8 LI L	Fault	9	18-9			+ Spike	7 SART A	Spike
74	Spike	3 TAN Y	Spike +	10	19-9			Serve	7 SART A	Serve Hit
								Dig	5 CENCELJ M	Fault
75	Serve	3 TAN Y	Serve Hit							
	Spike	9 ZHANG X	Fault	9	19-10			+		Opp error
76	Spike	3 TAN Y	Spike +	10	20-10			Serve	8 GOSNAK D	Serve Hit
								Dig	7 SART A	Fault
77	Serve	2 LU H	Aces +	11	21-10			Reception	2 GRADISEK E	Fault
78	Serve	2 LU H	Serve Hit							
	Dig	12 SHENG Y	Fault	10	21-11			+ Spike	7 SART A	Spike
								Sub	7 SART A	Out
									9 TOMIC S	In
								Sub	3 KOVACIC B	Out
									1 URNAUT A	In
79	Spike	12 SHENG Y	Spike +	11	22-11			Serve	6 OCEPEK S	Serve Hit
									T E A M	Fault
								Sub	5 CENCELJ M	Out
									4 JAKIN B	In
80	Serve	9 ZHANG X	Serve Hit							
	Spike	12 SHENG Y	Spike +	12	23-11			Block	1 URNAUT A	Fault
81	Serve	9 ZHANG X	Serve Hit							
	Spike	12 SHENG Y	Spike +	13	24-11			Reception	1 URNAUT A	Fault
82	Serve	9 ZHANG X	Serve Hit							
	Spike	12 SHENG Y	Fault	12	24-12			+ Block	1 URNAUT A	Kill Block
83	Spike	12 SHENG Y	Spike +	13	25-12			Serve	10 KOTNIK S	Serve Hit
									T E A M	Fault

SET 3

Rally	CHN - People's Republic of China				Lead	Score	Lead	SLO - Slovenia		
84	Serve	3 TAN Y	Aces +	1	1-0			Block	4 JAKIN B	Fault
85	Serve	3 TAN Y	Aces +	2	2-0			Reception	6 OCEPEK S	Fault
86	Serve	3 TAN Y	Aces +	3	3-0			Reception	8 GOSNAK D	Fault
87	Serve	3 TAN Y	Aces +	4	4-0			Reception	6 OCEPEK S	Fault
										TIMEOUT
88	Serve	3 TAN Y	Serve Hit							
	Spike	12 SHENG Y	Fault	3	4-1			+		Opp error
89	Dig	6 ZHENG X	Fault	2	4-2			+ Serve	10 KOTNIK S	Aces
90	Block	2 LU H	Fault	1	4-3			+	Serve	10 KOTNIK S
										Serve Hit
91			Opp error +	2	5-3				Serve	10 KOTNIK S
										Opp error
92	Serve	2 LU H	Serve Hit							
	Spike	12 SHENG Y	Spike +	3	6-3			Dig	6 OCEPEK S	Fault
93	Serve	2 LU H	Serve Hit							
	Block	8 LI L	Fault	2	6-4			+ Spike	1 URNAUT A	Spike



PLAY BY PLAY

比赛回合文字播报

SET 3

Rally	CHN - People's Republic of China			Lead	Score	Lead	SLO - Slovenia			
							Serve	4 JAKIN B	Serve Hit	
94	Block	12 SHENG Y	Fault	1	6-5	+			Opp error	
95	Block	12 SHENG Y	Kill Block	+	2	7-5	Serve	4 JAKIN B	Fault	
	Serve	9 ZHANG X	Serve Hit							
96	Block	8 LI L	Fault	1	7-6	+	Spike	8 GOSNAK D	Spike	
97	Reception	9 ZHANG X	Fault		7-7	+	Serve	1 URNAUT A	Aces	
	Serve	12 SHENG Y	Serve Hit				Serve	1 URNAUT A	Serve Hit	
98	Spike	12 SHENG Y	Spike	+	1	8-7	Block	6 OCEPEK S	Fault	
	Serve	12 SHENG Y	Serve Hit							
99	Dig	6 ZHENG X	Fault		8-8	+	Spike	1 URNAUT A	Spike	
	Serve	9 ZHANG X	Serve Hit				Serve	9 TOMIC S	Serve Hit	
100	Spike	3 TAN Y	Spike	+	1	9-8		T E A M	Fault	
	Serve	8 LI L	Serve Hit							
101	Spike	11 ZHANG L	Spike	+	2	10-8	Dig	4 JAKIN B	Fault	
	Serve	8 LI L	Serve Hit							
102	Spike	11 ZHANG L	Spike	+	3	11-8		T E A M	Fault	
	Serve	8 LI L	Serve Hit							
103	Dig	12 SHENG Y	Fault	2	11-9	+	Spike	10 KOTNIK S	Spike	
	Serve	6 ZHENG X	Serve Hit				Serve	8 GOSNAK D	Serve Hit	
104	Reception	6 ZHENG X	Fault	1	11-10	+			Opp error	
	Serve	12 SHENG Y	Serve Hit				Serve	8 GOSNAK D	Serve Hit	
105	Dig	12 SHENG Y	Fault		11-11	+			Opp error	
	Serve	11 ZHANG L	Serve Hit				Serve	8 GOSNAK D	Serve Hit	
106	Spike	11 ZHANG L	Spike	+	1	12-11	Dig	1 URNAUT A	Fault	
107	Serve	11 ZHANG L	Aces	+	2	13-11	Reception	8 GOSNAK D	Fault	
108	Serve	11 ZHANG L	Fault	1	13-12	+			Opp error	
	Serve	9 ZHANG X	Serve Hit				Serve	6 OCEPEK S	Serve Hit	
109	Spike	9 ZHANG X	Fault		13-13	+			Opp error	
	Serve	2 LU H	Serve Hit				Serve	6 OCEPEK S	Serve Hit	
110	Spike	2 LU H	Spike	+	1	14-13		T E A M	Fault	
111	Serve	3 TAN Y	Aces	+	2	15-13	Block	4 JAKIN B	Fault	
							Sub	4 JAKIN B	Out	
								5 CENCELJ M	In	
	Serve	3 TAN Y	Serve Hit							
112	Block	9 ZHANG X	Fault	1	15-14	+			Opp error	
113	Reception	6 ZHENG X	Fault		15-15	+	Serve	10 KOTNIK S	Aces	
	Serve	12 SHENG Y	Serve Hit				Serve	10 KOTNIK S	Serve Hit	
114	Spike	12 SHENG Y	Spike	+	1	16-15	Dig	10 KOTNIK S	Fault	
	Serve	2 LU H	Serve Hit							
115	Dig	9 ZHANG X	Fault		16-16	+	Spike	1 URNAUT A	Spike	
116		T E A M	Fault		16-17	1	+	Serve	5 CENCELJ M	Aces
	Serve	9 ZHANG X	Serve Hit				Serve	5 CENCELJ M	Serve Hit	
117	Spike	9 ZHANG X	Spike	+		17-17	Dig	6 OCEPEK S	Fault	
	Serve	9 ZHANG X	Serve Hit							
118	Block	8 LI L	Kill Block	+	1	18-17	Dig	10 KOTNIK S	Fault	
	Serve	9 ZHANG X	Serve Hit							
119	Spike	12 SHENG Y	Spike	+	2	19-17	Dig	6 OCEPEK S	Fault	



PLAY BY PLAY

比赛回合文字播报

SET 3

Rally	CHN - People's Republic of China				Lead	Score	Lead	SLO - Slovenia		
								TIMEOUT		
120	Serve	9 ZHANG X	Serve Hit							
		T E A M	Fault	1	19-18		+	Spike	1 URNAUT A	Spike
121	Spike	12 SHENG Y	Spike +	2	20-18			Serve	1 URNAUT A	Serve Hit
122	Serve	12 SHENG Y	Aces +	3	21-18			Dig	5 CENCELJ M	Fault
								Reception	9 TOMIC S	Fault
								Sub	5 CENCELJ M	Out
									4 JAKIN B	In
123	Serve	12 SHENG Y	Serve Hit							
	Spike	11 ZHANG L	Spike +	4	22-18			Block	8 GOSNAK D	Fault
124	Serve	12 SHENG Y	Serve Hit							
	Spike	12 SHENG Y	Spike +	5	23-18			Dig	1 URNAUT A	Fault
								Sub	1 URNAUT A	Out
									3 KOVACIC B	In
								Sub	9 TOMIC S	Out
									7 SART A	In
125	Serve	12 SHENG Y	Aces +	6	24-18			Reception	7 SART A	Fault
								Sub	7 SART A	Out
									9 TOMIC S	In
								Sub	3 KOVACIC B	Out
									1 URNAUT A	In
126	Serve	12 SHENG Y	Serve Hit							
	Dig	2 LU H	Fault	5	24-19		+	Spike	10 KOTNIK S	Spike
127	Spike	11 ZHANG L	Spike +	6	25-19			Serve	9 TOMIC S	Serve Hit
									T E A M	Fault

Legend:

+ Point scored by team Opp Opponent Sub Substitution



MATCH RESULT

比赛结果表

P2

Match Duration: 1h11m
Spectators: 4,000

CHN vs SLO
3 vs 0

Team	Sets	1	2	3	Total
CHN	3	25	25	25	75
SLO	0	21	12	19	52
Playing Time		21m	22m	22m	1h05m

First Referee: ELHELALY Khaled Nasr Eid (EGY)

Second Referee: SHANISHAH Khalid Salem (LBA)

CHN - CHINA								
No	C/L	Name	1	2	3	4	5	Pts
1		LIU Lijuan						0
2	C	LU Hongqin	2	2	2			12
3		TAN Yanhua	1	1	1			10
4		LIANG Fen						0
5		ZHONG Haihong						0
6	L	ZHENG Xiongying	L	L	L			0
7		LU Chunli						0
8		LI Liping	5	5	5			3
9		ZHANG Xufei	3	3	3			5
10		YANG Yanling						0
11		ZHANG Lijun	6	6	6			9
12		SHENG Yuhong	4	4	4			21
Head Coach:		ZHANG Jun (CHN)						
Assistant Coach:		MA Dongmei (CHN)						

SLO - SLOVENIA								
No	C/L	Name	1	2	3	4	5	Pts
1	C	URNAUT Anita	4	5	4			15
2	L	GRADISEK Emilie	L	L	L			0
3		KOVACIC Boza		1	1			0
4		JAKIN Bogomira	3	4	3			1
5		CENCELJ Marinka		4	4			2
6		OCEPEK Suzana	1	2	1			1
7		SART Alenka		9	9			2
8		GOSNAK Danica	6	1	6			1
9		TOMIC Stefaka	5	6	5			3
10		KOTNIK Sasa	2	3	2			9
14		JUSTIN Ana						0
Head Coach:		URNAUT Adolf (SLO)						
Assistant Coach:		OZMEC Peter (SLO)						

TEAM AND PLAYER PERFORMANCES

Won	Total Atts	No	Name
38	97	Total Team	
18	36	12	SHENG Yuhong
8	19	11	ZHANG Lijun
4	14	3	TAN Yanhua
7	35	Total Team	
4	10	2	LU Hongqin
1	8	12	SHENG Yuhong
1	7	8	LI Liping
15	74	Total Team	
6	15	3	TAN Yanhua
5	17	2	LU Hongqin
2	9	12	SHENG Yuhong
15		Total Team	
75	206	Total Team	
21	53	12	SHENG Yuhong

Scoring Skills
Spike
Block
Serve
Opp Error
Total
Best Scorer

Won	Total Atts	No	Name
22	84	Total Team	
12	33	1	URNAUT Anita
5	11	10	KOTNIK Sasa
2	3	7	SART Alenka
3	31	Total Team	
2	7	1	URNAUT Anita
1	4	9	TOMIC Stefaka
9	53	Total Team	
4	16	10	KOTNIK Sasa
2	7	9	TOMIC Stefaka
2	5	5	CENCELJ Marinka
18		Total Team	
52	168	Total Team	
15	46	1	URNAUT Anita

Legend:							
Atts	Attempts	C	Team Captain	L	Libero Player	L	Substitute Libero
n	Starting Line-Up where n=starting position on Court (i.e. positions 1 to 6)						
nn	Substitute where nn=jersey number of out going player			Opp	Opponent	Pts	Points scored



MATCH STATISTICS

比赛技术统计

P3

Match Duration: 1h11m
Spectators: 4,000




CHN vs SLO
3 vs 0

Team	Sets	1	2	3	Total
CHN	3	25	25	25	75
SLO	0	21	12	19	52
Playing Time		21m	22m	22m	1h05m

First Referee: ELHELALY Khaled Nasr Eid (EGY)

Second Referee: SHANISHAH Khalid Salem (LBA)

CHN - CHINA

Scoring Spikers	Rk	No	Name	Spikes	Faults	Shots	Total Attempts	Eff %
	1	12	SHENG Yuhong	18	4	14	36	38.89
	2	11	ZHANG Lijun	8	2	9	19	31.58
	3	TAN Yanhua	4	-	10	14		
	9	ZHANG Xufei	3	3	7	13		
	2	LU Hongqin	3	1	8	12		
	8	LI Liping	2	-	1	3		
	1	LIU Lijuan	-	-	-	-		
	4	LIANG Fen	-	-	-	-		
	5	ZHONG Haihong	-	-	-	-		
	6	ZHENG Xiongying	-	-	-	-		
7	LU Chunli	-	-	-	-			
10	YANG Yanling	-	-	-	-			
Limit								
15.00 %								
Team Totals				38	10	49	97	28.87
Scoring Blockers	Rk	No	Name	Kill Blocks	Faults	Rebounds	Total Attempts	Avg by Set
	1	2	LU Hongqin	4	3	3	10	1.33
	2	12	SHENG Yuhong	1	2	5	8	0.33
	2	8	LI Liping	1	3	3	7	0.33
	2	9	ZHANG Xufei	1	5	-	6	0.33
	5	11	ZHANG Lijun	-	2	2	4	0.00
	1	LIU Lijuan	-	-	-	-		
	3	TAN Yanhua	-	-	-	-		
	4	LIANG Fen	-	-	-	-		
	5	ZHONG Haihong	-	-	-	-		
	6	ZHENG Xiongying	-	-	-	-		
7	LU Chunli	-	-	-	-			
10	YANG Yanling	-	-	-	-			
Team Totals				7	15	13	35	2.33
Scoring Servers	Rk	No	Name	Aces	Faults	Serve Hits	Total Attempts	Avg by Set
	1	3	TAN Yanhua	6	-	9	15	2.00
	2	2	LU Hongqin	5	-	12	17	1.67
	3	12	SHENG Yuhong	2	1	6	9	0.67
	4	9	ZHANG Xufei	1	1	11	13	0.33
	4	11	ZHANG Lijun	1	1	5	7	0.33
	6	8	LI Liping	-	-	13	13	0.00
	1	LIU Lijuan	-	-	-	-		
	4	LIANG Fen	-	-	-	-		
	5	ZHONG Haihong	-	-	-	-		
	6	ZHENG Xiongying	-	-	-	-		
7	LU Chunli	-	-	-	-			
10	YANG Yanling	-	-	-	-			
Team Totals				15	3	56	74	5.00
Team	Opponent Errors & Team Faults			15	4			



MATCH STATISTICS

比赛技术统计

P3

Match Duration: 1h11m
Spectators: 4,000




CHN vs SLO
3 vs 0

Team	Sets	1	2	3	Total
CHN	3	25	25	25	75
SLO	0	21	12	19	52
Playing Time		21m	22m	22m	1h05m

First Referee: ELHELALY Khaled Nasr Eid (EGY)

Second Referee: SHANISHAH Khalid Salem (LBA)

CHN - CHINA

Non-scoring Diggers		Rk	No	Name	Digs	Faults	Receptions	Total Attempts	Avg by Set
	1	12	SHENG Yuhong	13	3	1	17	4.33	
	1	8	LI Liping	13	1	2	16	4.33	
	3	9	ZHANG Xufei	10	1	-	11	3.33	
	4	3	TAN Yanhua	7	-	-	7	2.33	
	5	2	LU Hongqin	6	6	1	13	2.00	
	6	6	ZHENG Xiongying	5	3	-	8	1.67	
	7	11	ZHANG Lijun	4	-	-	4	1.33	
		1	LIU Lijuan	-	-	-	-	-	
		4	LIANG Fen	-	-	-	-	-	
		5	ZHONG Haihong	-	-	-	-	-	
		7	LU Chunli	-	-	-	-	-	
		10	YANG Yanling	-	-	-	-	-	
	Team Totals				58	14	4	76	19.33
	Non-scoring Setters		Rk	No	Name	Running Sets	Faults	Still Sets	Total Attempts
	1	2	LU Hongqin	13	-	28	41	4.33	
	2	8	LI Liping	6	-	11	17	2.00	
	3	9	ZHANG Xufei	2	-	2	4	0.67	
	4	11	ZHANG Lijun	1	-	3	4	0.33	
	5	12	SHENG Yuhong	-	-	3	3	0.00	
	5	3	TAN Yanhua	-	-	2	2	0.00	
	5	6	ZHENG Xiongying	-	-	2	2	0.00	
		1	LIU Lijuan	-	-	-	-	-	
		4	LIANG Fen	-	-	-	-	-	
		5	ZHONG Haihong	-	-	-	-	-	
		7	LU Chunli	-	-	-	-	-	
	10	YANG Yanling	-	-	-	-	-		
Team Totals				22	-	51	73	7.33	
Non-scoring Receivers		Rk	No	Name	Excellents	Faults	Serve Receptions	Total Attempts	Succ %
	1	6	ZHENG Xiongying	9	3	-	12	75.00	
		2	LU Hongqin	6	1	-	7		
		3	TAN Yanhua	6	-	-	6		
		9	ZHANG Xufei	4	1	-	5		
		12	SHENG Yuhong	4	1	-	5		
		8	LI Liping	2	-	-	2		
		1	LIU Lijuan	-	-	-	-		
		4	LIANG Fen	-	-	-	-		
		5	ZHONG Haihong	-	-	-	-		
		7	LU Chunli	-	-	-	-		
		10	YANG Yanling	-	-	-	-		
	11	ZHANG Lijun	-	-	-	-			
Team Totals				31	6	-	37	83.78	
Limit		25.00 %							

Legend:	Avg	Eff%	Rk	Succ %
	Average	Efficiency	Rank	Success %



MATCH STATISTICS

比赛技术统计

P3

Match Duration: 1h11m
Spectators: 4,000




CHN vs SLO
3 vs 0

Team	Sets	1	2	3	Total
CHN	3	25	25	25	75
SLO	0	21	12	19	52
Playing Time		21m	22m	22m	1h05m

First Referee: ELHELALY Khaled Nasr Eid (EGY)

Second Referee: SHANISHAH Khalid Salem (LBA)

SLO - SLOVENIA

Scoring Spikers	Rk	No	Name	Spikes	Faults	Shots	Total Attempts	Eff %	
	1	1	URNAUT Anita	12	3	18	33	27.27	
		8	GOSNAK Danica	1	-	10	11		
		10	KOTNIK Sasa	5	2	4	11		
		6	OCEPEK Suzana	1	-	9	10		
		4	JAKIN Bogomira	1	-	7	8		
		9	TOMIC Stefaka	-	-	7	7		
		7	SART Alenka	2	-	1	3		
		5	CENCELJ Marinka	-	-	1	1		
		2	GRADISEK Emilie	-	-	-	-		
		3	KOVACIC Boza	-	-	-	-		
		14	JUSTIN Ana	-	-	-	-		
	Limit	15.00 %							
	Team Totals				22	5	57	84	20.24
	Scoring Blockers	Rk	No	Name	Kill Blocks	Faults	Rebounds	Total Attempts	Avg by Set
	1	1	URNAUT Anita	2	2	3	7	0.67	
	2	9	TOMIC Stefaka	1	-	3	4	0.33	
	3	4	JAKIN Bogomira	-	4	2	6	0.00	
	3	10	KOTNIK Sasa	-	2	3	5	0.00	
	3	6	OCEPEK Suzana	-	3	1	4	0.00	
	3	8	GOSNAK Danica	-	4	-	4	0.00	
	3	5	CENCELJ Marinka	-	-	1	1	0.00	
		2	GRADISEK Emilie	-	-	-	-		
		3	KOVACIC Boza	-	-	-	-		
		7	SART Alenka	-	-	-	-		
		14	JUSTIN Ana	-	-	-	-		
	Team Totals				3	15	13	31	1.00
	Scoring Servers	Rk	No	Name	Aces	Faults	Serve Hits	Total Attempts	Avg by Set
		1	10	KOTNIK Sasa	4	1	11	16	1.33
2		9	TOMIC Stefaka	2	-	5	7	0.67	
2		5	CENCELJ Marinka	2	1	2	5	0.67	
4		1	URNAUT Anita	1	1	4	6	0.33	
5		8	GOSNAK Danica	-	3	5	8	0.00	
5		6	OCEPEK Suzana	-	2	4	6	0.00	
5		4	JAKIN Bogomira	-	1	3	4	0.00	
5		7	SART Alenka	-	-	1	1	0.00	
		2	GRADISEK Emilie	-	-	-	-		
		3	KOVACIC Boza	-	-	-	-		
		14	JUSTIN Ana	-	-	-	-		
Team Totals				9	9	35	53	3.00	
Team		Opponent Errors & Team Faults			18	7			



MATCH STATISTICS

比赛技术统计

P3

Match Duration: 1h11m
Spectators: 4,000




CHN vs SLO
3 vs 0

Team	Sets	1	2	3	Total
CHN	3	25	25	25	75
SLO	0	21	12	19	52
Playing Time		21m	22m	22m	1h05m

First Referee: ELHELALY Khaled Nasr Eid (EGY)

Second Referee: SHANISHAH Khalid Salem (LBA)

SLO - SLOVENIA

Non-scoring Diggers	Rk	No	Name	Digs	Faults	Receptions	Total Attempts	Avg by Set	
	1	1	URNAUT Anita	8	7	3	18	2.67	
	1	6	OCEPEK Suzana	8	6	2	16	2.67	
	3	8	GOSNAK Danica	7	1	5	13	2.33	
	4	10	KOTNIK Sasa	3	4	2	9	1.00	
	5	5	CENCELJ Marinka	2	3	-	5	0.67	
	5	7	SART Alenka	2	1	-	3	0.67	
	7	9	TOMIC Stefaka	1	4	-	5	0.33	
	7	2	GRADISEK Emilie	1	-	1	2	0.33	
	9	4	JAKIN Bogomira	-	1	2	3	0.00	
			3	KOVACIC Boza	-	-	-	-	
		14	JUSTIN Ana	-	-	-	-		
Team Totals				32	27	15	74	10.67	
Non-scoring Setters	Rk	No	Name	Running Sets	Faults	Still Sets	Total Attempts	Avg by Set	
	1	8	GOSNAK Danica	2	-	13	15	0.67	
	1	4	JAKIN Bogomira	2	-	4	6	0.67	
	3	10	KOTNIK Sasa	1	-	18	19	0.33	
	3	1	URNAUT Anita	1	-	8	9	0.33	
	5	9	TOMIC Stefaka	-	-	8	8	0.00	
	5	6	OCEPEK Suzana	-	-	2	2	0.00	
	5	5	CENCELJ Marinka	-	-	1	1	0.00	
			2	GRADISEK Emilie	-	-	-	-	
			3	KOVACIC Boza	-	-	-	-	
			7	SART Alenka	-	-	-	-	
		14	JUSTIN Ana	-	-	-	-		
Team Totals				6	-	54	60	2.00	
Non-scoring Receivers	Rk	No	Name	Excellents	Faults	Serve Receptions	Total Attempts	Succ %	
		1	URNAUT Anita	7	1	6	14		
		9	TOMIC Stefaka	11	1	1	13		
		8	GOSNAK Danica	7	5	-	12		
		6	OCEPEK Suzana	5	2	3	10		
		10	KOTNIK Sasa	8	-	1	9		
		5	CENCELJ Marinka	3	-	-	3		
		7	SART Alenka	2	1	-	3		
		2	GRADISEK Emilie	1	2	-	3		
		4	JAKIN Bogomira	-	-	1	1		
		3	KOVACIC Boza	-	-	-	-		
		14	JUSTIN Ana	-	-	-	-		
Limit									
25.00 %	Team Totals			44	12	12	68	64.71	

Legend:	Avg	Eff%	Rk	Succ %
Average	Efficiency	Rank	Success %	



START LIST

参赛名单

UKR vs LAT

P1

First Referee: MARCOUX France (CAN)

Second Referee: KARADI Gabor (HUN)

UKR - UKRAINE Uniform Colour: YELLOW

No	C/L	Name	Sport Class	Date of Birth	Tournament Totals				
					Spike	Block	Serve	Total	%
1		PRYVALYKHINA Margaryta	MD	9 MAR 1980	13	5	0	18	10.59
2	C	CHURKINA Anzhelika	MD	18 SEP 1969	12	4	2	18	10.59
3		LOMAKINA Liubov	D	25 SEP 1955	2	2	0	4	2.35
4		KUZNETSOVA Galyna	D	22 JAN 1960	1	3	1	5	2.94
6		YUDINA Ilona	D	28 JUN 1984	36	9	7	52	30.59
7		KLOCHKOVA Larysa	D	15 APR 1970	19	6	2	27	15.88
8		GRANOVSKA Oleksandra	D	25 MAR 1952	0	0	1	1	0.59
9		OSETYNSKA Inna	D	1 JAN 1967	10	2	9	21	12.35
10		LYSENKO Alla	D	31 MAY 1969	8	10	6	24	14.12

Head Coach: TYMOSHENKO Viktor (UKR) Assistant: MALOYVAN Yaroslav (UKR)

Results in these Paralympic Games	Phase	Opponent	Sets	Points per Set
	Preliminary-Pool A	JPN	3 - 0	25-16, 25-14, 25-18
	Preliminary-Pool A	SLO	1 - 3	25-11, 18-25, 17-25, 22-25
	Preliminary-Pool A	NED	1 - 3	14-25, 25-23, 21-25, 19-25

LAT - LATVIA Uniform Colour: WHITE

No	C/L	Name	Sport Class	Date of Birth	Tournament Totals				
					Spike	Block	Serve	Total	%
2	C	BARKANE Inara	D	24 AUG 1963	2	3	3	8	9.30
3		RUSINA Nellija	D	24 AUG 1963	2	1	2	5	5.81
4		GAILITE Ivonna	D	31 MAY 1971	0	0	0	0	0.00
5		IVANOVA Diana	D	8 MAY 1989	0	0	0	0	0.00
6	L	JEGOROVA Olga	D	18 AUG 1987	0	0	0	0	0.00
7		DZALBA Una	MD	10 MAR 1987	6	0	1	7	8.14
8		SKUTANE Zanna	D	11 MAY 1977	11	6	4	21	24.42
9		GROMOVA Oksana	D	16 MAR 1968	5	4	3	12	13.95
10		JERMOLENKO Irina	MD	30 JUN 1965	18	3	4	25	29.07
11		SILA Linda	D	24 JUL 1985	1	1	1	3	3.49
12		KARLIETE Liga	D	17 JUN 1975	4	1	0	5	5.81

Head Coach: KOTANE Vita (LAT) Assistant: KOTANS Kristaps (LAT)

Results in these Paralympic Games	Phase	Opponent	Sets	Points per Set
	Preliminary-Pool B	USA	0 - 3	12-25, 17-25, 11-25
	Preliminary-Pool B	LTU	1 - 3	25-16, 16-25, 19-25, 19-25
	Preliminary-Pool B	CHN	0 - 3	4-25, 7-25, 16-25

Legend:	%	Percent of total team scoring	C	Team Captain	L	Libero Player
---------	---	-------------------------------	---	--------------	---	---------------



PLAY BY PLAY

比赛回合文字播报

Match Duration: 1h09m
Spectators: 1,000

UKR vs LAT
3 vs 0

Team	Sets	1	2	3	Total
UKR	3	25	25	25	75
LAT	0	22	20	20	62
	Playing Time	19m	22m	22m	1h03m

First Referee: MARCOUX France (CAN)

Second Referee: KARADI Gabor (HUN)

SET 1

Rally	UKR - Ukraine			Lead	Score	Lead	LAT - Latvia		
1	Serve	2 CHURKINA A	Serve Hit						
		T E A M	Fault		0-1	1	+	Spike	10 JERMOLENKO I
								Serve	2 BARKANE I
2	Block	9 OSETYNSKA I	Fault		0-2	2	+	Block	10 JERMOLENKO I
								Serve	2 BARKANE I
3	Spike	9 OSETYNSKA I	Fault		0-3	3	+		
								Serve	2 BARKANE I
4			Opp error	+	1-3	2		Spike	9 GROMOVA O
5	Serve	10 LYSENKO A	Serve Hit						
			Opp error	+	2-3	1		Set	9 GROMOVA O
6	Serve	10 LYSENKO A	Serve Hit						
	Block	7 KLOCHKOVA L	Fault		2-4	2	+	Block	10 JERMOLENKO I
								Serve	8 SKUTANE Z
7	Spike	7 KLOCHKOVA L	Fault		2-5	3	+	Block	9 GROMOVA O
								Serve	8 SKUTANE Z
8	Reception	10 LYSENKO A	Fault		2-6	4	+	Block	3 RUSINA N
9	Spike	6 YUDINA I	Spike	+	3-6	3		Serve	8 SKUTANE Z
								Dig	11 SILA L
	Serve	9 OSETYNSKA I	Serve Hit						
10	Spike	6 YUDINA I	Fault		3-7	4	+		
								Serve	10 JERMOLENKO I
11	Spike	10 LYSENKO A	Fault		3-8	5	+		
								Serve	10 JERMOLENKO I
12	Spike	6 YUDINA I	Fault		3-9	6	+		
								Serve	10 JERMOLENKO I
13	Block	4 KUZNETSOVA G	Fault		3-10	7	+	Spike	9 GROMOVA O
14	Reception	7 KLOCHKOVA L	Fault		3-11	8	+	Serve	10 JERMOLENKO I
								Serve	10 JERMOLENKO I
15			Opp error	+	4-11	7		Spike	11 SILA L
	Serve	7 KLOCHKOVA L	Serve Hit						
			Opp error	+	5-11	6		Spike	10 JERMOLENKO I
17	Serve	7 KLOCHKOVA L	Aces	+	6-11	5		Reception	2 BARKANE I
	Serve	7 KLOCHKOVA L	Serve Hit						
18	Spike	2 CHURKINA A	Spike	+	7-11	4		Block	9 GROMOVA O
								Sub	11 SILA L
									12 KARLIETE L
19	Serve	7 KLOCHKOVA L	Fault		7-12	5	+		
								Serve	9 GROMOVA O
20	Spike	2 CHURKINA A	Spike	+	8-12	4		Dig	2 BARKANE I



PLAY BY PLAY

比赛回合文字播报

SET 1

Rally	UKR - Ukraine			Lead	Score	Lead	LAT - Latvia		
	Serve	6 YUDINA I	Serve Hit						
21	Spike	2 CHURKINA A	Fault		8-13	5	+ Block	12 KARLIETE L	Kill Block
22	Reception	9 OSETYNSKA I	Fault		8-14	6	+ Serve	3 RUSINA N	Aces
23			Opp error +		9-14	5	Serve	3 RUSINA N	Fault
24	Serve	4 KUZNETSOVA G	Serve Hit						
	Dig	9 OSETYNSKA I	Fault		9-15	6	+ Block	2 BARKANE I	Kill Block
25	Spike	9 OSETYNSKA I	Spike +		10-15	5	Serve	12 KARLIETE L	Serve Hit
							Dig	9 GROMOVA O	Fault
							Sub	12 KARLIETE L	Out
								11 SILA L	In
26	Serve	2 CHURKINA A	Serve Hit						
			Opp error +		11-15	4	Spike	8 SKUTANE Z	Fault
27	Serve	2 CHURKINA A	Serve Hit						
	Block	9 OSETYNSKA I	Kill Block +		12-15	3	Dig	9 GROMOVA O	Fault
28	Serve	2 CHURKINA A	Serve Hit						
	Spike	7 KLOCHKOVA L	Spike +		13-15	2	Dig	11 SILA L	Fault
29	Serve	2 CHURKINA A	Serve Hit						
			Opp error +		14-15	1	Set	2 BARKANE I	Fault
30	Serve	2 CHURKINA A	Serve Hit						
			Opp error +		15-15		Spike	8 SKUTANE Z	Fault
31	Serve	2 CHURKINA A	Serve Hit						
	Dig	4 KUZNETSOVA G	Fault		15-16	1	+ Spike	10 JERMOLENKO I	Spike
32	Spike	7 KLOCHKOVA L	Spike +		16-16		Serve	2 BARKANE I	Serve Hit
							Dig	9 GROMOVA O	Fault
33	Serve	10 LYSENKO A	Serve Hit						
	Block	9 OSETYNSKA I	Kill Block +	1	17-16		Spike	10 JERMOLENKO I	Fault
34	Serve	10 LYSENKO A	Serve Hit						
	Dig	4 KUZNETSOVA G	Fault		17-17		+ Spike	10 JERMOLENKO I	Spike
35	Spike	6 YUDINA I	Fault		17-18	1	Serve	8 SKUTANE Z	Serve Hit
							+ Opp error		
36	Block	7 KLOCHKOVA L	Kill Block +		18-18		Serve	8 SKUTANE Z	Serve Hit
							Dig	2 BARKANE I	Fault
37	Serve	9 OSETYNSKA I	Serve Hit						
	Spike	4 KUZNETSOVA G	Spike +	1	19-18		Block	10 JERMOLENKO I	Fault
38	Serve	9 OSETYNSKA I	Serve Hit						
	Dig	2 CHURKINA A	Fault		19-19		+ Spike	10 JERMOLENKO I	Spike
	Sub	2 CHURKINA A	Out						
		3 LOMAKINA L	In						
	Sub	4 KUZNETSOVA G	Out						
		1 PRYVALYKHINA M	In						
39	Spike	7 KLOCHKOVA L	Spike +	1	20-19		Serve	10 JERMOLENKO I	Serve Hit
							Dig	10 JERMOLENKO I	Fault
40	Serve	7 KLOCHKOVA L	Serve Hit						
	Set	9 OSETYNSKA I	Fault		20-20		+ Opp error		
41			Opp error +	1	21-20		Serve	9 GROMOVA O	Serve Hit
							Block	2 BARKANE I	Fault
							TIMEOUT		
42	Serve	6 YUDINA I	Aces +	2	22-20		Reception	10 JERMOLENKO I	Fault
43	Serve	6 YUDINA I	Aces +	3	23-20		Reception	10 JERMOLENKO I	Fault



PLAY BY PLAY

比赛回合文字播报

SET 1

Rally	UKR - Ukraine			Lead	Score	Lead	LAT - Latvia		
							Sub	3 RUSINA N	Out
								5 IVANOVA D	In
44	Serve	6 YUDINA I	Serve Hit						
	Spike	1 PRYVALYKHINA M	Spike +	4	24-20		Dig	9 GROMOVA O	Fault
							Sub	5 IVANOVA D	Out
								3 RUSINA N	In
45	Serve	6 YUDINA I	Fault	3	24-21		+		Opp error
46	Spike	10 LYSENKO A	Fault	2	24-22		+	Serve	3 RUSINA N
									Opp error
47			Opp error +	3	25-22		Serve	3 RUSINA N	Fault

SET 2

Rally	UKR - Ukraine			Lead	Score	Lead	LAT - Latvia		
48	Spike	2 CHURKINA A	Spike +	1	1-0		Serve	11 SILA L	Serve Hit
							Dig	11 SILA L	Fault
49	Serve	2 CHURKINA A	Serve Hit						
	Block	10 LYSENKO A	Fault		1-1		+		Opp error
50	Dig	10 LYSENKO A	Fault		1-2	1	+	Serve	2 BARKANE I
									Opp error
51	Spike	7 KLOCHKOVA L	Spike +		2-2		Serve	2 BARKANE I	Serve Hit
							Dig	11 SILA L	Fault
52	Serve	10 LYSENKO A	Serve Hit						
	Dig	4 KUZNETSOVA G	Fault		2-3	1	+	Spike	2 BARKANE I
53	Reception	2 CHURKINA A	Fault		2-4	2	+	Serve	8 SKUTANE Z
									Aces
54	Spike	6 YUDINA I	Spike +		3-4	1	Serve	8 SKUTANE Z	Serve Hit
							Dig	3 RUSINA N	Fault
55	Serve	9 OSETYNSKA I	Serve Hit						
			Opp error +		4-4		Spike	10 JERMOLENKO I	Fault
56	Serve	9 OSETYNSKA I	Serve Hit						
	Block	6 YUDINA I	Fault		4-5	1	+	Block	9 GROMOVA O
									Kill Block
57	Spike	4 KUZNETSOVA G	Fault		4-6	2	+	Serve	10 JERMOLENKO I
									Serve Hit
58	Reception	10 LYSENKO A	Fault		4-7	3	+	Serve	10 JERMOLENKO I
									Opp error
59	Reception	2 CHURKINA A	Fault		4-8	4	+	Serve	10 JERMOLENKO I
									Aces
60	Set	4 KUZNETSOVA G	Fault		4-9	5	+	Serve	10 JERMOLENKO I
									Serve Hit
61	Block	4 KUZNETSOVA G	Fault		4-10	6	+	Serve	10 JERMOLENKO I
									Serve Hit
62			Opp error +		5-10	5	Serve	10 JERMOLENKO I	Serve Hit
							Set	11 SILA L	Fault
63	Serve	7 KLOCHKOVA L	Serve Hit						
			Opp error +		6-10	4	Set	3 RUSINA N	Fault
64	Serve	7 KLOCHKOVA L	Serve Hit						
	Dig	7 KLOCHKOVA L	Fault		6-11	5	+	Block	11 SILA L
									Kill Block
65	Spike	2 CHURKINA A	Spike +		7-11	4	Serve	9 GROMOVA O	Serve Hit
							Dig	8 SKUTANE Z	Fault
66	Serve	6 YUDINA I	Serve Hit						
	Spike	7 KLOCHKOVA L	Fault		7-12	5	+		Opp error



PLAY BY PLAY

比赛回合文字播报

SET 2

Rally	UKR - Ukraine			Lead	Score	Lead	LAT - Latvia		
							Serve	3 RUSINA N	Serve Hit
67	Spike	2 CHURKINA A	Spike +		8-12	4	Dig	10 JERMOLENKO I	Fault
	Serve	4 KUZNETSOVA G	Serve Hit						
68	Spike	9 OSETYNSKA I	Spike +		9-12	3	Block	2 BARKANE I	Fault
	Serve	4 KUZNETSOVA G	Serve Hit						
69	Spike	9 OSETYNSKA I	Spike +		10-12	2	Dig	10 JERMOLENKO I	Fault
							TIMEOUT		
	Serve	4 KUZNETSOVA G	Serve Hit						
70	Spike	2 CHURKINA A	Spike +		11-12	1	Dig	10 JERMOLENKO I	Fault
	Serve	4 KUZNETSOVA G	Serve Hit						
71	Block	10 LYSENKO A	Kill Block +		12-12		Spike	10 JERMOLENKO I	Fault
							Sub	8 SKUTANE Z	Out
								12 KARLIETE L	In
	Serve	4 KUZNETSOVA G	Serve Hit						
72	Spike	2 CHURKINA A	Spike +	1	13-12		Dig	10 JERMOLENKO I	Fault
	Serve	4 KUZNETSOVA G	Serve Hit						
73	Block	10 LYSENKO A	Fault		13-13				Opp error
							Serve	11 SILA L	Serve Hit
74	Dig	6 YUDINA I	Fault		13-14	1	+ Spike	10 JERMOLENKO I	Spike
							Serve	11 SILA L	Fault
75			Opp error +		14-14				
	Serve	2 CHURKINA A	Serve Hit						
76	Spike	7 KLOCHKOVA L	Spike +	1	15-14		Block	12 KARLIETE L	Fault
	Serve	2 CHURKINA A	Serve Hit						
77	Dig	6 YUDINA I	Fault		15-15				Opp error
							Serve	2 BARKANE I	Serve Hit
78			Opp error +	1	16-15		Block	12 KARLIETE L	Fault
	Serve	10 LYSENKO A	Serve Hit						
79	Dig	4 KUZNETSOVA G	Fault		16-16		+ Spike	10 JERMOLENKO I	Spike
							Serve	12 KARLIETE L	Serve Hit
80	Spike	6 YUDINA I	Spike +	1	17-16		Dig	12 KARLIETE L	Fault
	Sub	2 CHURKINA A	Out				Sub	12 KARLIETE L	Out
		3 LOMAKINA L	In					8 SKUTANE Z	In
	Sub	4 KUZNETSOVA G	Out						
		1 PRYVALYKHINA M	In						
	Serve	9 OSETYNSKA I	Serve Hit						
81	Dig	6 YUDINA I	Fault		17-17		+ Block	9 GROMOVA O	Kill Block
82	Reception	3 LOMAKINA L	Fault		17-18	1	+ Serve	10 JERMOLENKO I	Aces
							Serve	10 JERMOLENKO I	Serve Hit
83	Spike	1 PRYVALYKHINA M	Fault		17-19	2	+ Block	3 RUSINA N	Kill Block
							Serve	10 JERMOLENKO I	Serve Hit
84	Spike	7 KLOCHKOVA L	Spike +		18-19	1	Dig	8 SKUTANE Z	Fault
							Sub	10 JERMOLENKO I	Out
								5 IVANOVA D	In
							Sub	11 SILA L	Out
								7 DZALBA U	In
85	Serve	7 KLOCHKOVA L	Aces +		19-19		Reception	5 IVANOVA D	Fault
	Serve	7 KLOCHKOVA L	Serve Hit						
86	Spike	1 PRYVALYKHINA M	Spike +	1	20-19		Block	9 GROMOVA O	Fault



PLAY BY PLAY

比赛回合文字播报

SET 2

Rally	UKR - Ukraine			Lead	Score	Lead	LAT - Latvia		
	TIMEOUT								
87	Serve	7 KLOCHKOVA L	Serve Hit						
			Opp error +	2	21-19		Block	3 RUSINA N	Fault
88	Serve	7 KLOCHKOVA L	Serve Hit						
	Block	1 PRYVALYKHINA M	Fault	1	21-20	+			Opp error
89			Opp error +	2	22-20		Serve	9 GROMOVA O	Serve Hit
							Dig	7 DZALBA U	Fault
90	Serve	6 YUDINA I	Aces +	3	23-20		Reception	9 GROMOVA O	Fault
91	Serve	6 YUDINA I	Serve Hit						
			Opp error +	4	24-20		Spike	2 BARKANE I	Fault
92	Serve	6 YUDINA I	Aces +	5	25-20		Reception	6 JEGOROVA O	Fault

SET 3

Rally	UKR - Ukraine			Lead	Score	Lead	LAT - Latvia		
93	Serve	2 CHURKINA A	Serve Hit				Dig	3 RUSINA N	Fault
	Spike	9 OSETYNSKA I	Spike +	1	1-0				
94	Serve	2 CHURKINA A	Serve Hit						
	Dig	10 LYSENKO A	Fault		1-1	+	Spike	8 SKUTANE Z	Spike
95	Spike	7 KLOCHKOVA L	Spike +	1	2-1		Serve	2 BARKANE I	Serve Hit
							Dig	9 GROMOVA O	Fault
96	Serve	10 LYSENKO A	Serve Hit						
	Dig	7 KLOCHKOVA L	Fault		2-2	+			Opp error
97	Reception	9 OSETYNSKA I	Fault		2-3	1	+	Serve	8 SKUTANE Z
									Aces
98	Spike	6 YUDINA I	Spike +		3-3		Serve	8 SKUTANE Z	Serve Hit
							Block	10 JERMOLENKO I	Fault
99	Serve	9 OSETYNSKA I	Serve Hit						
	Spike	6 YUDINA I	Fault		3-4	1	+		Opp error
100	Dig	2 CHURKINA A	Fault		3-5	2	+	Serve	10 JERMOLENKO I
								Spike	10 JERMOLENKO I
101	Spike	7 KLOCHKOVA L	Fault		3-6	3	+	Serve	10 JERMOLENKO I
									Serve Hit
102	Spike	7 KLOCHKOVA L	Spike +		4-6	2		Dig	8 SKUTANE Z
									Fault
103	Serve	7 KLOCHKOVA L	Serve Hit						
			Opp error +		5-6	1		Spike	10 JERMOLENKO I
									Fault
104	Serve	7 KLOCHKOVA L	Serve Hit						
	Spike	2 CHURKINA A	Spike +		6-6		Dig	2 BARKANE I	Fault
105	Serve	7 KLOCHKOVA L	Serve Hit						
	Spike	6 YUDINA I	Spike +	1	7-6		Block	3 RUSINA N	Fault
106	Serve	7 KLOCHKOVA L	Serve Hit						
			Opp error +	2	8-6		Dig	8 SKUTANE Z	Fault
107	Serve	7 KLOCHKOVA L	Serve Hit						
	Spike	2 CHURKINA A	Spike +	3	9-6		Dig	2 BARKANE I	Fault
							Sub	3 RUSINA N	Out
								12 KARLIETE L	In
108	Serve	7 KLOCHKOVA L	Serve Hit						
	Spike	2 CHURKINA A	Fault	2	9-7		+	Block	9 GROMOVA O
									Kill Block
109	Spike	6 YUDINA I	Spike +	3	10-7		Serve	9 GROMOVA O	Serve Hit
							Block	2 BARKANE I	Fault



PLAY BY PLAY

比赛回合文字播报

SET 3

Rally	UKR - Ukraine			Lead	Score	Lead	LAT - Latvia		
	Serve	6 YUDINA I	Serve Hit						
110	Spike	2 CHURKINA A	Spike +	4	11-7		Block	12 KARLIETE L	Fault
	Serve	6 YUDINA I	Serve Hit						
111			Opp error +	5	12-7		Spike	10 JERMOLENKO I	Fault
							Sub	12 KARLIETE L	Out
								3 RUSINA N	In
112	Serve	6 YUDINA I	Aces +	6	13-7		Reception	10 JERMOLENKO I	Fault
	Serve	6 YUDINA I	Serve Hit						
113	Set	4 KUZNETSOVA G	Fault	5	13-8				Opp error
							Serve	3 RUSINA N	Serve Hit
114	Spike	10 LYSENKO A	Spike +	6	14-8		Dig	3 RUSINA N	Fault
	Serve	4 KUZNETSOVA G	Serve Hit						
115			Opp error +	7	15-8		Set	11 SILA L	Fault
116	Serve	4 KUZNETSOVA G	Aces +	8	16-8		Reception	3 RUSINA N	Fault
	Serve	4 KUZNETSOVA G	Serve Hit						
117			Opp error +	9	17-8			T E A M	Fault
	Serve	4 KUZNETSOVA G	Serve Hit						
118	Spike	9 OSETYNSKA I	Spike +	10	18-8		Dig	9 GROMOVA O	Fault
									TIMEOUT
119	Serve	4 KUZNETSOVA G	Serve Hit						
			Opp error +	11	19-8		Spike	8 SKUTANE Z	Fault
120	Serve	4 KUZNETSOVA G	Serve Hit						
	Block	9 OSETYNSKA I	Kill Block +	12	20-8		Reception	3 RUSINA N	Fault
	Serve	4 KUZNETSOVA G	Serve Hit						
121	Dig	6 YUDINA I	Fault	11	20-9		+ Spike	10 JERMOLENKO I	Spike
122	Block	9 OSETYNSKA I	Kill Block +	12	21-9		Serve	11 SILA L	Fault
	Sub	4 KUZNETSOVA G	Out						
		8 GRANOVSKA O	In						
123	Serve	2 CHURKINA A	Serve Hit						
			Opp error +	13	22-9		Set	2 BARKANE I	Fault
124	Serve	2 CHURKINA A	Serve Hit						
	Dig	9 OSETYNSKA I	Fault	12	22-10		+ Block	10 JERMOLENKO I	Kill Block
125	Block	7 KLOCHKOVA L	Fault	11	22-11		Serve	2 BARKANE I	Serve Hit
							+ Spike	10 JERMOLENKO I	Spike
126	Dig	9 OSETYNSKA I	Fault	10	22-12		Serve	2 BARKANE I	Serve Hit
							+ Block	10 JERMOLENKO I	Kill Block
127	Spike	7 KLOCHKOVA L	Fault	9	22-13		Serve	2 BARKANE I	Serve Hit
							+ Block	10 JERMOLENKO I	Kill Block
128	Block	7 KLOCHKOVA L	Fault	8	22-14		Serve	2 BARKANE I	Serve Hit
									Opp error
129	Spike	2 CHURKINA A	Fault	7	22-15		Serve	2 BARKANE I	Serve Hit
									Opp error
									TIMEOUT
130	Block	7 KLOCHKOVA L	Fault	6	22-16		Serve	2 BARKANE I	Serve Hit
							+ Spike	10 JERMOLENKO I	Spike
131			Opp error +	7	23-16		Serve	2 BARKANE I	Serve Hit
							Spike	10 JERMOLENKO I	Fault
132	Serve	10 LYSENKO A	Serve Hit						
	Dig	8 GRANOVSKA O	Fault	6	23-17		+ Spike	2 BARKANE I	Spike



PLAY BY PLAY

比赛回合文字播报

SET 3

Rally	UKR - Ukraine				Lead	Score	Lead	LAT - Latvia			
133	Spike	9 OSETYNSKA I	Fault		5	23-18		+	Serve	8 SKUTANE Z	Serve Hit
											Opp error
134	Dig	10 LYSENKO A	Fault		4	23-19		+	Serve	8 SKUTANE Z	Serve Hit
									Spike	10 JERMOLENKO I	Spike
	TIMEOUT										
135	Spike	7 KLOCHKOVA L	Spike	+	5	24-19			Serve	8 SKUTANE Z	Serve Hit
									Dig	3 RUSINA N	Fault
	TIMEOUT										
136	Serve	9 OSETYNSKA I	Serve Hit								
	Dig	7 KLOCHKOVA L	Fault		4	24-20		+	Spike	10 JERMOLENKO I	Spike
	Sub	8 GRANOVSKA O	Out								
		4 KUZNETSOVA G	In								
137	Spike	6 YUDINA I	Spike	+	5	25-20			Serve	10 JERMOLENKO I	Serve Hit
									Block	3 RUSINA N	Fault

Legend:

+ Point scored by team Opp Opponent Sub Substitution



MATCH RESULT

比赛结果表

P2

Match Duration: 1h09m
Spectators: 1,000

UKR vs LAT
3 vs 0

Team	Sets	1	2	3	Total
UKR	3	25	25	25	75
LAT	0	22	20	20	62
Playing Time		19m	22m	22m	1h03m

First Referee: MARCOUX France (CAN)

Second Referee: KARADI Gabor (HUN)

UKR - UKRAINE								
No	C/L	Name	1	2	3	4	5	Pts
1		PRYVALYKHINA Margaryta	4	4				2
2	C	CHURKINA Anzhelika	1	2	1			10
3		LOMAKINA Liubov	2	2				0
4		KUZNETSOVA Galyna	6	1	6			2
6		YUDINA Ilona	5	6	5			12
7		KLOCHKOVA Larysa	4	5	4			12
8		GRANOVSKA Oleksandra				4		0
9		OSETYNSKA Inna	3	4	3			9
10		LYSENKO Alla	2	3	2			2
Head Coach:		TYMOSHENKO Viktor (UKR)						
Assistant Coach:		MALOYVAN Yaroslav (UKR)						

LAT - LATVIA								
No	C/L	Name	1	2	3	4	5	Pts
2	C	BARKANE Inara	2	2	2			3
3		RUSINA Nellija	6	6	6			3
4		GAILITE Ivonna						0
5		IVANOVA Diana	3	10				0
6	L	JEGOROVA Olga	L	L	L			0
7		DZALBA Una			11			0
8		SKUTANE Zanna	3	3	3			3
9		GROMOVA Oksana	5	5	5			6
10		JERMOLENKO Irina	4	4	4			21
11		SILA Linda	1	1	1			1
12		KARLIETE Liga	11	8	3			1
Head Coach:		KOTANE Vita (LAT)						
Assistant Coach:		KOTANS Kristaps (LAT)						

TEAM AND PLAYER PERFORMANCES

Won	Total Atts	No	Name
35	80	Total Team	
10	18	2	CHURKINA Anzhelika
9	22	7	KLOCHKOVA Larysa
7	18	6	YUDINA Ilona
6	32	Total Team	
4	7	9	OSETYNSKA Inna
1	7	10	LYSENKO Alla
1	7	7	KLOCHKOVA Larysa
8	74	Total Team	
5	13	6	YUDINA Ilona
2	17	7	KLOCHKOVA Larysa
1	14	4	KUZNETSOVA Galyna
26		Total Team	
75	186	Total Team	
12	46	7	KLOCHKOVA Larysa

Scoring Skills
Spike
Block
Serve
Opp Error
Total
Best Scorer

Won	Total Atts	No	Name
16	70	Total Team	
12	35	10	JERMOLENKO Irina
2	10	2	BARKANE Inara
1	11	8	SKUTANE Zanna
15	45	Total Team	
5	13	9	GROMOVA Oksana
5	9	10	JERMOLENKO Irina
2	8	3	RUSINA Nellija
7	63	Total Team	
4	19	10	JERMOLENKO Irina
2	12	8	SKUTANE Zanna
1	6	3	RUSINA Nellija
24		Total Team	
62	178	Total Team	
21	63	10	JERMOLENKO Irina

Legend:			
Atts	Attempts	C	Team Captain
n	Starting Line-Up where n=starting position on Court (i.e. positions 1 to 6)	L	Libero Player
nn	Substitute where nn=jersey number of out going player	Opp	Opponent
		L	Substitute Libero
		Pts	Points scored



MATCH STATISTICS

比赛技术统计

P3

Match Duration: 1h09m
Spectators: 1,000




UKR vs LAT
3 vs 0

Team	Sets	1	2	3	Total
UKR	3	25	25	25	75
LAT	0	22	20	20	62
Playing Time		19m	22m	22m	1h03m

First Referee: MARCOUX France (CAN)

Second Referee: KARADI Gabor (HUN)

UKR - UKRAINE

Scoring Spikers	Rk	No	Name	Spikes	Faults	Shots	Total Attempts	Eff %
	1	2	CHURKINA Anzhelika	10	3	5	18	38.89
	2	7	KLOCHKOVA Larysa	9	4	9	22	22.73
	3	6	YUDINA Ilona	7	4	7	18	16.67
	9	9	OSETYNSKA Inna	5	2	3	10	
	1	1	PRYVALYKHINA Margaryta	2	1	2	5	
	10	10	LYSENKO Alla	1	2	2	5	
	4	4	KUZNETSOVA Galyna	1	1	-	2	
	3	3	LOMAKINA Liubov	-	-	-	-	
8	8	GRANOVSKA Oleksandra	-	-	-	-		
Limit 15.00 %	Team Totals			35	17	28	80	22.50
Scoring Blockers	Rk	No	Name	Kill Blocks	Faults	Rebounds	Total Attempts	Avg by Set
	1	9	OSETYNSKA Inna	4	1	2	7	1.33
	2	10	LYSENKO Alla	1	2	4	7	0.33
	2	7	KLOCHKOVA Larysa	1	4	2	7	0.33
	4	6	YUDINA Ilona	-	1	3	4	0.00
	4	2	CHURKINA Anzhelika	-	-	3	3	0.00
	4	4	KUZNETSOVA Galyna	-	2	1	3	0.00
	4	1	PRYVALYKHINA Margaryta	-	1	-	1	0.00
	3	3	LOMAKINA Liubov	-	-	-	-	
8	8	GRANOVSKA Oleksandra	-	-	-	-		
	Team Totals			6	11	15	32	2.00
Scoring Servers	Rk	No	Name	Aces	Faults	Serve Hits	Total Attempts	Avg by Set
	1	6	YUDINA Ilona	5	1	7	13	1.67
	2	7	KLOCHKOVA Larysa	2	1	14	17	0.67
	3	4	KUZNETSOVA Galyna	1	-	13	14	0.33
	4	2	CHURKINA Anzhelika	-	-	14	14	0.00
	4	9	OSETYNSKA Inna	-	-	8	8	0.00
	4	10	LYSENKO Alla	-	-	8	8	0.00
	1	1	PRYVALYKHINA Margaryta	-	-	-	-	
	3	3	LOMAKINA Liubov	-	-	-	-	
8	8	GRANOVSKA Oleksandra	-	-	-	-		
	Team Totals			8	2	64	74	2.67
Team	Opponent Errors & Team Faults			26	1			



MATCH STATISTICS

比赛技术统计

P3

Match Duration: 1h09m
Spectators: 1,000




UKR vs LAT
3 vs 0

Team	Sets	1	2	3	Total
UKR	3	25	25	25	75
LAT	0	22	20	20	62
Playing Time		19m	22m	22m	1h03m

First Referee: MARCOUX France (CAN)

Second Referee: KARADI Gabor (HUN)

UKR - UKRAINE

Non-scoring Diggers	Rk	No	Name	Digs	Faults	Receptions	Total Attempts	Avg by Set
	1	9	OSETYNSKA Inna	13	3	5	21	4.33
	2	6	YUDINA Ilona	8	4	5	17	2.67
	3	4	KUZNETSOVA Galyna	6	4	2	12	2.00
	4	10	LYSENKO Alla	5	3	4	12	1.67
	4	2	CHURKINA Anzhelika	5	2	3	10	1.67
	6	7	KLOCHKOVA Larysa	3	3	5	11	1.00
	7	8	GRANOVSKA Oleksandra	-	1	1	2	0.00
	1		PRYVALYKHINA Margaryta	-	-	-	-	
	3		LOMAKINA Liubov	-	-	-	-	
Team Totals				40	20	25	85	13.33
Non-scoring Setters	Rk	No	Name	Running Sets	Faults	Still Sets	Total Attempts	Avg by Set
	1	2	CHURKINA Anzhelika	1	-	15	16	0.33
	2	9	OSETYNSKA Inna	-	1	10	11	0.00
	2	6	YUDINA Ilona	-	-	10	10	0.00
	2	7	KLOCHKOVA Larysa	-	-	9	9	0.00
	2	4	KUZNETSOVA Galyna	-	2	5	7	0.00
	2	10	LYSENKO Alla	-	-	3	3	0.00
	2	1	PRYVALYKHINA Margaryta	-	-	2	2	0.00
	3		LOMAKINA Liubov	-	-	-	-	
	8		GRANOVSKA Oleksandra	-	-	-	-	
Team Totals				1	3	54	58	0.33
Non-scoring Receivers	Rk	No	Name	Excellents	Faults	Serve Receptions	Total Attempts	Succ %
	1	9	OSETYNSKA Inna	13	2	2	17	76.47
		6	YUDINA Ilona	11	-	1	12	
		10	LYSENKO Alla	6	2	3	11	
		2	CHURKINA Anzhelika	6	2	-	8	
		4	KUZNETSOVA Galyna	4	-	-	4	
		8	GRANOVSKA Oleksandra	2	-	-	2	
		1	PRYVALYKHINA Margaryta	1	-	-	1	
	3		LOMAKINA Liubov	-	1	-	1	
	7		KLOCHKOVA Larysa	-	1	-	1	
Limit								25.00 %
Team Totals				43	8	6	57	75.44

Legend:	Avg	Eff%	Rk	Succ %
	Average	Efficiency	Rank	Success %



MATCH STATISTICS

比赛技术统计

P3

Match Duration: 1h09m
Spectators: 1,000




UKR vs LAT
3 vs 0

Team	Sets	1	2	3	Total
UKR	3	25	25	25	75
LAT	0	22	20	20	62
Playing Time		19m	22m	22m	1h03m

First Referee: MARCOUX France (CAN)

Second Referee: KARADI Gabor (HUN)

LAT - LATVIA

Scoring Spikers	Rk	No	Name	Spikes	Faults	Shots	Total Attempts	Eff %
	1	10	JERMOLENKO Irina	12	7	16	35	14.29
	2	8	SKUTANE Zanna	1	3	7	11	0.00
		2	BARKANE Inara	2	1	7	10	
		11	SILA Linda	-	1	4	5	
		3	RUSINA Nellija	-	-	3	3	
		7	DZALBA Una	-	-	2	2	
		12	KARLIETE Liga	-	-	2	2	
		9	GROMOVA Oksana	1	1	-	2	
		4	GAILITE Ivonna	-	-	-	-	
		5	IVANOVA Diana	-	-	-	-	
		6	JEGOROVA Olga	-	-	-	-	
Limit								
15.00 %	Team Totals			16	13	41	70	4.29
Scoring Blockers	Rk	No	Name	Kill Blocks	Faults	Rebounds	Total Attempts	Avg by Set
	1	9	GROMOVA Oksana	5	2	6	13	1.67
	1	10	JERMOLENKO Irina	5	2	2	9	1.67
	3	3	RUSINA Nellija	2	3	3	8	0.67
	4	2	BARKANE Inara	1	3	2	6	0.33
	4	12	KARLIETE Liga	1	3	-	4	0.33
	4	11	SILA Linda	1	-	1	2	0.33
	7	8	SKUTANE Zanna	-	-	2	2	0.00
	7	7	DZALBA Una	-	-	1	1	0.00
		4	GAILITE Ivonna	-	-	-	-	
		5	IVANOVA Diana	-	-	-	-	
		6	JEGOROVA Olga	-	-	-	-	
	Team Totals			15	13	17	45	5.00
Scoring Servers	Rk	No	Name	Aces	Faults	Serve Hits	Total Attempts	Avg by Set
	1	10	JERMOLENKO Irina	4	-	15	19	1.33
	2	8	SKUTANE Zanna	2	-	10	12	0.67
	3	3	RUSINA Nellija	1	2	3	6	0.33
	4	2	BARKANE Inara	-	-	15	15	0.00
	4	9	GROMOVA Oksana	-	-	5	5	0.00
	4	11	SILA Linda	-	2	2	4	0.00
	4	12	KARLIETE Liga	-	-	2	2	0.00
		4	GAILITE Ivonna	-	-	-	-	
		5	IVANOVA Diana	-	-	-	-	
		6	JEGOROVA Olga	-	-	-	-	
		7	DZALBA Una	-	-	-	-	
	Team Totals			7	4	52	63	2.33
Team	Opponent Errors & Team Faults			24	1			



MATCH STATISTICS

比赛技术统计

P3

Match Duration: 1h09m
Spectators: 1,000




UKR vs LAT
3 vs 0

Team	Sets	1	2	3	Total
UKR	3	25	25	25	75
LAT	0	22	20	20	62
Playing Time		19m	22m	22m	1h03m

First Referee: MARCOUX France (CAN)

Second Referee: KARADI Gabor (HUN)

LAT - LATVIA

Non-scoring Diggers	Rk	No	Name	Digs	Faults	Receptions	Total Attempts	Avg by Set
	1	2	BARKANE Inara	6	4	7	17	2.00
	2	11	SILA Linda	5	4	6	15	1.67
	3	10	JERMOLENKO Irina	3	5	3	11	1.00
	4	9	GROMOVA Oksana	2	6	3	11	0.67
	5	12	KARLIETE Liga	1	1	-	2	0.33
	6	3	RUSINA Nellija	-	4	2	6	0.00
	6	8	SKUTANE Zanna	-	4	2	6	0.00
	6	7	DZALBA Una	-	1	-	1	0.00
		4	GAILITE Ivonna	-	-	-	-	-
		5	IVANOVA Diana	-	-	-	-	-
		6	JEGOROVA Olga	-	-	-	-	-
	Team Totals				17	29	23	69
Non-scoring Setters	Rk	No	Name	Running Sets	Faults	Still Sets	Total Attempts	Avg by Set
	1	3	RUSINA Nellija	1	1	10	12	0.33
	1	5	IVANOVA Diana	1	-	-	1	0.33
	3	2	BARKANE Inara	-	2	10	12	0.00
	3	9	GROMOVA Oksana	-	1	9	10	0.00
	3	11	SILA Linda	-	2	3	5	0.00
	3	10	JERMOLENKO Irina	-	-	3	3	0.00
	3	7	DZALBA Una	-	-	1	1	0.00
	3	8	SKUTANE Zanna	-	-	1	1	0.00
		4	GAILITE Ivonna	-	-	-	-	-
		6	JEGOROVA Olga	-	-	-	-	-
		12	KARLIETE Liga	-	-	-	-	-
	Team Totals				2	6	37	45
Non-scoring Receivers	Rk	No	Name	Excellents	Faults	Serve Receptions	Total Attempts	Succ %
	1	3	RUSINA Nellija	16	2	2	20	80.00
		2	BARKANE Inara	12	1	-	13	
		10	JERMOLENKO Irina	8	3	1	12	
		11	SILA Linda	9	-	2	11	
		9	GROMOVA Oksana	6	1	1	8	
		6	JEGOROVA Olga	1	1	-	2	
		8	SKUTANE Zanna	1	-	-	1	
		12	KARLIETE Liga	-	-	1	1	
		5	IVANOVA Diana	-	1	-	1	
		4	GAILITE Ivonna	-	-	-	-	
		7	DZALBA Una	-	-	-	-	
	Limit							
25.00 %	Team Totals			53	9	7	69	76.81

Legend:	Avg	Eff%	Rk	Succ %
	Average	Efficiency	Rank	Success %



START LIST

参赛名单

LTU vs JPN

P1

First Referee: JUNG Malsoon (KOR)

Second Referee: UVAROV Oleg (RUS)

LTU - LITHUANIA Uniform Colour: GREEN

No	C/L	Name	Sport Class	Date of Birth	Tournament Totals				
					Spike	Block	Serve	Total	%
2		VERBUVIENE Jurate	D	25 OCT 1956	1	3	4	8	7.62
4	C	BAUMGARTE Malda	D	7 JAN 1965	9	1	8	18	17.14
5		ZILYTE Virginija	D	31 DEC 1971	6	6	2	14	13.33
6		DMITRIJEVA Virginija	D	21 SEP 1961	0	0	2	2	1.90
7		LATAUSKAITE Rita	D	20 JAN 1976	0	0	0	0	0.00
8		SUSINSKYTE Neringa	MD	2 OCT 1971	2	2	6	10	9.52
9		URBUTIENE Jolita	D	23 FEB 1976	16	6	4	26	24.76
10		CVIRKIENE Ruta	MD	13 JUL 1972	12	3	4	19	18.10
13		LINGYTE Karolina	D	2 JAN 1989	2	1	1	4	3.81

Head Coach:

Assistant: IVANAUSKAITE Asta (LTU)

Results in these Paralympic Games	Phase	Opponent	Sets	Points per Set
	Preliminary-Pool B	LAT	3 - 1	16-25, 25-16, 25-19, 25-19
	Preliminary-Pool B	CHN	0 - 3	18-25, 17-25, 14-25
	Preliminary-Pool B	USA	0 - 3	15-25, 18-25, 9-25

JPN - JAPAN Uniform Colour: RED

No	C/L	Name	Sport Class	Date of Birth	Tournament Totals				
					Spike	Block	Serve	Total	%
1		AWANO Sachie	D	13 SEP 1988	8	3	3	14	14.29
2		OSADA Mamiko	D	23 JUL 1967	3	1	2	6	6.12
3		OKAHIRA Yukari	D	9 MAR 1968	8	1	3	12	12.24
4		FUJII Junko	D	3 APR 1966	0	0	0	0	0.00
5	L	SAITO Yoko	D	21 SEP 1972	0	0	0	0	0.00
6		OMURA Shiori	MD	5 NOV 1985	31	5	3	39	39.80
7	C	KANEKI Emi	D	6 MAR 1982	8	3	3	14	14.29
8		KANEDA Noriko	D	21 FEB 1964	10	2	0	12	12.24
9		SAKAMOTO Tomoko	D	27 JAN 1967	1	0	0	1	1.02
10		TOMIYA Kiyoko	D	8 NOV 1966	0	0	0	0	0.00
11		SAKAMOTO Haruni	D	15 JUN 1967	0	0	0	0	0.00

Head Coach: MANO Yoshihisa (JPN)

Assistant: YAMASHITA Shin (JPN)

Results in these Paralympic Games	Phase	Opponent	Sets	Points per Set
	Preliminary-Pool A	UKR	0 - 3	16-25, 14-25, 18-25
	Preliminary-Pool A	SLO	1 - 3	19-25, 25-21, 19-25, 9-25
	Preliminary-Pool A	NED	0 - 3	4-25, 21-25, 18-25

Legend:	%	Percent of total team scoring	C	Team Captain	L	Libero Player
---------	---	-------------------------------	---	--------------	---	---------------



PLAY BY PLAY

比赛回合文字播报

Match Duration: 1h30m
Spectators: 1,900

LTU vs JPN
3 vs 1

Team	Sets	1	2	3	4	Total
LTU	3	25	25	22	25	97
JPN	1	19	15	25	16	75
Playing Time		21m	18m	23m	19m	1h21m

First Referee: JUNG Malsoon (KOR)

Second Referee: UVAROV Oleg (RUS)

SET 1

Rally	LTU - Lithuania			Lead	Score	Lead	JPN - Japan		
1	Serve	10 CVIRKIENE R	Serve Hit						
	Spike	9 URBUTIENE J	Spike +	1	1-0		Dig	5 SAITO Y	Fault
2	Serve	10 CVIRKIENE R	Fault		1-1				Opp error
							Serve	1 AWANO S	Serve Hit
3	Spike	9 URBUTIENE J	Spike +	1	2-1		Block	6 OMURA S	Fault
4	Serve	2 VERBUVIENE J	Aces +	2	3-1		Reception	1 AWANO S	Fault
	Serve	2 VERBUVIENE J	Serve Hit						
5	Spike	10 CVIRKIENE R	Fault	1	3-2				Opp error
6	Block	9 URBUTIENE J	Kill Block +	2	4-2		Serve	3 OKAHIRA Y	Fault
7	Serve	4 BAUMGARTE M	Fault	1	4-3		+ Block	8 KANEDA N	Kill Block
							Serve	6 OMURA S	Serve Hit
8	Spike	13 LINGYTE K	Spike +	2	5-3		Dig	8 KANEDA N	Fault
	Serve	9 URBUTIENE J	Serve Hit						
9	Dig	10 CVIRKIENE R	Fault	1	5-4		+ Spike	7 KANEKI E	Spike
							Serve	2 OSADA M	Serve Hit
10	Spike	13 LINGYTE K	Spike +	2	6-4		Dig	6 OMURA S	Fault
11	Serve	13 LINGYTE K	Fault	1	6-5		+ Block	1 AWANO S	Kill Block
12	Block	2 VERBUVIENE J	Kill Block +	2	7-5		Serve	8 KANEDA N	Fault
	Serve	5 ZILYTE V	Serve Hit						
13	Block	10 CVIRKIENE R	Fault	1	7-6		+ Spike	3 OKAHIRA Y	Spike
							Serve	7 KANEKI E	Serve Hit
14	Spike	4 BAUMGARTE M	Fault		7-7				Opp error
							Serve	7 KANEKI E	Serve Hit
15	Spike	10 CVIRKIENE R	Spike +	1	8-7		Dig	2 OSADA M	Fault
	Serve	10 CVIRKIENE R	Serve Hit						
16			Opp error +	2	9-7		Spike	6 OMURA S	Fault
	Serve	10 CVIRKIENE R	Serve Hit						
17	Spike	4 BAUMGARTE M	Spike +	3	10-7		Dig	7 KANEKI E	Fault
18	Serve	10 CVIRKIENE R	Fault	2	10-8				Opp error
							Serve	1 AWANO S	Serve Hit
19	Spike	9 URBUTIENE J	Fault	1	10-9				Opp error
							Serve	1 AWANO S	Serve Hit
20	Spike	4 BAUMGARTE M	Spike +	2	11-9		Dig	1 AWANO S	Fault
	Serve	2 VERBUVIENE J	Serve Hit						
21	Block	9 URBUTIENE J	Kill Block +	3	12-9		Spike	6 OMURA S	Fault
	Serve	2 VERBUVIENE J	Serve Hit						
22	Block	4 BAUMGARTE M	Fault	2	12-10		+ Spike	2 OSADA M	Spike
							Serve	3 OKAHIRA Y	Serve Hit
23	Spike	4 BAUMGARTE M	Spike +	3	13-10			T E A M	Fault



PLAY BY PLAY

比赛回合文字播报

SET 1

Rally	LTU - Lithuania			Lead	Score	Lead	JPN - Japan		
24	Serve	4 BAUMGARTE M T E A M	Serve Hit Fault	2	13-11		+ Spike	3 OKAHIRA Y	Spike
25	Block	9 URBUTIENE J	Kill Block +	3	14-11		Serve Spike	6 OMURA S 8 KANEDA N	Serve Hit Fault
26	Serve	9 URBUTIENE J	Serve Hit Opp error +	4	15-11		Spike	7 KANEKI E	Fault
27	Serve	9 URBUTIENE J	Aces +	5	16-11			T E A M	Fault
28	Serve	9 URBUTIENE J	Serve Hit Opp error +	6	17-11		Dig	3 OKAHIRA Y	Fault
29	Serve Spike	9 URBUTIENE J 9 URBUTIENE J	Serve Hit Fault	5	17-12		+ Spike		Opp error
30	Spike	10 CVIRKIENE R	Spike +	6	18-12		Serve Dig	2 OSADA M 2 OSADA M	Serve Hit Fault
31	Serve	13 LINGYTE K	Fault	5	18-13		+ Spike		Opp error
32	Spike	2 VERBUVIENE J	Spike +	6	19-13		Serve Dig	8 KANEDA N 2 OSADA M	Serve Hit Fault
33	Serve	5 ZILYTE V	Serve Hit Opp error +	7	20-13		Spike	1 AWANO S	Fault
								TIMEOUT	
34	Serve Set	5 ZILYTE V 2 VERBUVIENE J	Serve Hit Fault	6	20-14		+ Spike		Opp error
35	Spike	10 CVIRKIENE R	Fault	5	20-15		+ Block	7 KANEKI E 3 OKAHIRA Y	Serve Hit Kill Block
36	Block	2 VERBUVIENE J	Fault	4	20-16		+ Spike	7 KANEKI E	Serve Hit Opp error
37	Spike	13 LINGYTE K	Fault	3	20-17		+ Spike	7 KANEKI E	Serve Hit Opp error
								TIMEOUT	
38	Spike	2 VERBUVIENE J	Spike +	4	21-17		Serve Dig	7 KANEKI E 2 OSADA M	Serve Hit Fault
39	Serve Spike	10 CVIRKIENE R 9 URBUTIENE J	Serve Hit Fault	3	21-18		+ Block	3 OKAHIRA Y	Kill Block
40	Spike	4 BAUMGARTE M	Spike +	4	22-18		Serve Dig	1 AWANO S 7 KANEKI E	Serve Hit Fault
41	Serve Block	2 VERBUVIENE J 4 BAUMGARTE M	Serve Hit Kill Block +	5	23-18		Spike	6 OMURA S	Fault
								TIMEOUT	
42	Serve	2 VERBUVIENE J	Serve Hit Opp error +	6	24-18		Dig	2 OSADA M	Fault
43	Serve Spike	2 VERBUVIENE J 10 CVIRKIENE R	Serve Hit Fault	5	24-19		+ Block	6 OMURA S	Kill Block
							Sub	3 OKAHIRA Y 9 SAKAMOTO T	Out In
44			Opp error +	6	25-19		Serve Spike	9 SAKAMOTO T 8 KANEDA N	Serve Hit Fault



PLAY BY PLAY

比赛回合文字播报

SET 2

Rally	LTU - Lithuania			Lead	Score	Lead	JPN - Japan		
							Sub	3 OKAHIRA Y	Out
								9 SAKAMOTO T	In
45	Reception	13 LINGYTE K	Fault		0-1	1	+ Serve	7 KANEKI E	Aces
46	Block	4 BAUMGARTE M	Fault		0-2	2	+ Serve	7 KANEKI E	Serve Hit
47	Spike	4 BAUMGARTE M	Spike +		1-2	1	+ Spike	1 AWANO S	Spike
48	Serve	10 CVIRKIENE R	Serve Hit				Serve	7 KANEKI E	Serve Hit
	Spike	2 VERBUVIENE J	Fault		1-3	2	+ Block	1 AWANO S	Fault
49	Serve	10 CVIRKIENE R	Serve Hit				Serve	1 AWANO S	Serve Hit
	Spike	2 VERBUVIENE J	Spike +		2-3	1	+ Block	6 OMURA S	Fault
50	Serve	2 VERBUVIENE J	Serve Hit				Serve	1 AWANO S	Serve Hit
	Block	4 BAUMGARTE M	Fault		2-4	2	+ Spike	6 OMURA S	Spike
51			Opp error +		3-4	1	Serve	3 OKAHIRA Y	Fault
52	Serve	4 BAUMGARTE M	Aces +		4-4		Reception	3 OKAHIRA Y	Fault
53	Serve	4 BAUMGARTE M	Serve Hit				Serve	3 OKAHIRA Y	Fault
	Spike	9 URBUTIENE J	Spike +	1	5-4		Dig	3 OKAHIRA Y	Fault
54	Serve	4 BAUMGARTE M	Serve Hit				Serve	3 OKAHIRA Y	Fault
	Block	13 LINGYTE K	Fault		5-5		+ Spike	6 OMURA S	Spike
55	Serve	9 URBUTIENE J	Serve Hit				Serve	6 OMURA S	Serve Hit
	Spike	9 URBUTIENE J	Spike +	1	6-5			T E A M	Fault
56	Serve	9 URBUTIENE J	Serve Hit				Serve	6 OMURA S	Serve Hit
	Block	5 ZILYTE V	Kill Block +	2	7-5		Spike	2 OSADA M	Fault
57	Serve	9 URBUTIENE J	Aces +	3	8-5			T E A M	Fault
58	Serve	9 URBUTIENE J	Aces +	4	9-5		Set	2 OSADA M	Fault
59	Serve	9 URBUTIENE J	Serve Hit				Serve	2 OSADA M	Serve Hit
	Dig	4 BAUMGARTE M	Fault	3	9-6		+ Spike	7 KANEKI E	Spike
60	Serve	9 URBUTIENE J	Serve Hit				Serve	2 OSADA M	Serve Hit
	Spike	13 LINGYTE K	Spike +	4	10-6		Block	7 KANEKI E	Fault
61	Serve	13 LINGYTE K	Serve Hit				Serve	2 OSADA M	Serve Hit
	Block	10 CVIRKIENE R	Kill Block +	5	11-6		Spike	1 AWANO S	Fault
62	Serve	13 LINGYTE K	Serve Hit				Serve	2 OSADA M	Serve Hit
	Spike	5 ZILYTE V	Spike +	6	12-6		Dig	2 OSADA M	Fault
									TIMEOUT
63	Serve	13 LINGYTE K	Serve Hit				Serve	2 OSADA M	Serve Hit
			Opp error +	7	13-6		Dig	1 AWANO S	Fault
64	Serve	13 LINGYTE K	Fault		6	13-7	+ Spike	7 KANEKI E	Serve Hit
65	Serve	13 LINGYTE K	Fault		6	13-7	+ Spike	7 KANEKI E	Serve Hit
	Spike	2 VERBUVIENE J	Fault		5	13-8	+ Spike	7 KANEKI E	Serve Hit
66	Serve	13 LINGYTE K	Fault		5	13-8	+ Spike	7 KANEKI E	Serve Hit
	Spike	5 ZILYTE V	Spike +	6	14-8		Serve	8 KANEDA N	Serve Hit
67	Serve	5 ZILYTE V	Serve Hit				Serve	8 KANEDA N	Serve Hit
	Spike	13 LINGYTE K	Fault		5	14-9	+ Spike	8 KANEDA N	Serve Hit
68	Serve	5 ZILYTE V	Serve Hit				Serve	8 KANEDA N	Serve Hit
	Spike	10 CVIRKIENE R	Spike +	6	15-9		Block	6 OMURA S	Fault
68	Serve	10 CVIRKIENE R	Serve Hit				Serve	7 KANEKI E	Serve Hit
	Sub	10 CVIRKIENE R	Out				Block	6 OMURA S	Fault
		8 SUSINSKYTE N	In						
69	Serve	8 SUSINSKYTE N	Serve Hit				Serve	7 KANEKI E	Serve Hit
		T E A M	Fault		5	15-10	+ Spike	3 OKAHIRA Y	Spike



PLAY BY PLAY

比赛回合文字播报

SET 2

Rally	LTU - Lithuania			Lead	Score	Lead	JPN - Japan		
70	Dig	8 SUSINSKYTE N	Fault	4	15-11		Serve	1 AWANO S	Serve Hit
							+ Block	6 OMURA S	Kill Block
71	Dig	4 BAUMGARTE M	Fault	3	15-12		Serve	1 AWANO S	Serve Hit
							+		Opp error
72	Spike	9 URBUTIENE J	Spike	+	4	16-12	Serve	1 AWANO S	Serve Hit
							Dig	7 KANEKI E	Fault
73	Serve	2 VERBUVIENE J	Serve Hit						
	Dig	5 ZILYTE V	Fault	3	16-13		+ Spike	6 OMURA S	Spike
74	Spike	4 BAUMGARTE M	Spike	+	4	17-13	Serve	3 OKAHIRA Y	Serve Hit
							Dig	3 OKAHIRA Y	Fault
75	Serve	4 BAUMGARTE M	Serve Hit						
	Block	9 URBUTIENE J	Kill Block	+	5	18-13	Spike	8 KANEDA N	Fault
76	Serve	4 BAUMGARTE M	Aces	+	6	19-13	Reception	1 AWANO S	Fault
									TIMEOUT
77	Serve	4 BAUMGARTE M	Serve Hit						
	Spike	4 BAUMGARTE M	Fault	5	19-14		+		Opp error
78	Block	13 LINGYTE K	Fault	4	19-15		Serve	6 OMURA S	Serve Hit
							+ Spike	6 OMURA S	Spike
79	Spike	9 URBUTIENE J	Spike	+	5	20-15	Serve	6 OMURA S	Serve Hit
							Dig	6 OMURA S	Fault
80	Serve	9 URBUTIENE J	Serve Hit						
	Block	8 SUSINSKYTE N	Kill Block	+	6	21-15	Spike	2 OSADA M	Fault
81	Serve	9 URBUTIENE J	Serve Hit						
			Opp error	+	7	22-15	Spike	6 OMURA S	Fault
82	Serve	9 URBUTIENE J	Serve Hit						
	Block	13 LINGYTE K	Kill Block	+	8	23-15	Spike	7 KANEKI E	Fault
83	Serve	9 URBUTIENE J	Serve Hit						
			Opp error	+	9	24-15	Spike	8 KANEDA N	Fault
84	Serve	9 URBUTIENE J	Serve Hit						
	Spike	9 URBUTIENE J	Spike	+	10	25-15	Dig	6 OMURA S	Fault

SET 3

Rally	LTU - Lithuania			Lead	Score	Lead	JPN - Japan		
85	Serve	8 SUSINSKYTE N	Serve Hit						
	Spike	4 BAUMGARTE M	Spike	+	1	1-0		Dig	5 SAITO Y
									Fault
86	Serve	8 SUSINSKYTE N	Serve Hit						
	Block	2 VERBUVIENE J	Fault			1-1	+	Spike	6 OMURA S
									Spike
87	Block	2 VERBUVIENE J	Fault			1-2	1	Serve	1 AWANO S
							+	Spike	2 OSADA M
									Spike
88	Set	2 VERBUVIENE J	Fault			1-3	2	Serve	1 AWANO S
							+		Serve Hit
									Opp error
89	Spike	8 SUSINSKYTE N	Fault			1-4	3	Serve	1 AWANO S
							+		Serve Hit
									Opp error
90	Reception	8 SUSINSKYTE N	Fault			1-5	4	Serve	1 AWANO S
							+	Block	3 OKAHIRA Y
									Serve Hit
91	Set	4 BAUMGARTE M	Fault			1-6	5	Serve	1 AWANO S
							+		Serve Hit
									Opp error
92	Spike	2 VERBUVIENE J	Spike	+		2-6	4	Serve	1 AWANO S
								Dig	7 KANEKI E
									Fault



PLAY BY PLAY

比赛回合文字播报

SET 3

Rally	LTU - Lithuania			Lead	Score	Lead	JPN - Japan		
93	Serve	2 VERBUVIENE J	Serve Hit				Reception	1 AWANO S	Fault
			Opp error +		3-6	3			
94	Serve	2 VERBUVIENE J	Serve Hit				Spike	2 OSADA M	Fault
	Block	9 URBUTIENE J	Kill Block +		4-6	2			
95	Serve	2 VERBUVIENE J	Serve Hit						
	Dig	5 ZILYTE V	Fault		4-7	3	+ Spike	2 OSADA M	Spike
96	Spike	2 VERBUVIENE J	Spike +		5-7	2	Serve	3 OKAHIRA Y	Serve Hit
							Dig	3 OKAHIRA Y	Fault
97	Serve	4 BAUMGARTE M	Aces +		6-7	1		T E A M	Fault
98	Serve	4 BAUMGARTE M	Serve Hit						
	Spike	9 URBUTIENE J	Spike +		7-7		Dig	3 OKAHIRA Y	Fault
99	Serve	4 BAUMGARTE M	Serve Hit						
	Block	13 LINGYTE K	Fault		7-8	1	+ Spike	6 OMURA S	Spike
100	Reception	2 VERBUVIENE J	Fault		7-9	2	+ Serve	6 OMURA S	Aces
101	Spike	2 VERBUVIENE J	Spike +		8-9	1	Serve	6 OMURA S	Serve Hit
							T E A M	Fault	
102	Serve	9 URBUTIENE J	Serve Hit						
			Opp error +		9-9		Set	3 OKAHIRA Y	Fault
103	Serve	9 URBUTIENE J	Serve Hit						
	Block	5 ZILYTE V	Fault		9-10	1	+ Spike	6 OMURA S	Spike
104	Block	8 SUSINSKYTE N	Fault		9-11	2	Serve	2 OSADA M	Serve Hit
							+ Block	7 KANEKI E	Kill Block
105	Block	5 ZILYTE V	Kill Block +		10-11	1	Serve	2 OSADA M	Serve Hit
							Block	7 KANEKI E	Fault
	Sub	13 LINGYTE K	Out						
		6 DMITRIJEVA V	In						
106	Serve	6 DMITRIJEVA V	Serve Hit						
	Block	5 ZILYTE V	Fault		10-12	2	+ Spike	1 AWANO S	Spike
107	Reception	9 URBUTIENE J	Fault		10-13	3	+ Serve	8 KANEDA N	Aces
108	Spike	8 SUSINSKYTE N	Fault		10-14	4	Serve	8 KANEDA N	Serve Hit
									Opp error
	Sub	8 SUSINSKYTE N	Out						
		10 CVIRKIENE R	In						
109	Spike	10 CVIRKIENE R	Fault		10-15	5	Serve	8 KANEDA N	Serve Hit
									Opp error
110	Spike	5 ZILYTE V	Spike +		11-15	4	Serve	8 KANEDA N	Serve Hit
							Block	1 AWANO S	Fault
111	Serve	5 ZILYTE V	Fault		11-16	5			Opp error
112			Opp error +		12-16	4	Serve	7 KANEKI E	Serve Hit
							Spike	2 OSADA M	Fault
113	Serve	10 CVIRKIENE R	Serve Hit						
	Block	4 BAUMGARTE M	Fault		12-17	5	+ Spike	6 OMURA S	Spike
114	Spike	4 BAUMGARTE M	Fault		12-18	6	Serve	1 AWANO S	Serve Hit
									Opp error
115	Dig	5 ZILYTE V	Fault		12-19	7	Serve	1 AWANO S	Serve Hit
							+ Spike	6 OMURA S	Spike
	TIMEOUT								
116	Block	9 URBUTIENE J	Fault		12-20	8	Serve	1 AWANO S	Serve Hit
							+ Spike	6 OMURA S	Spike



PLAY BY PLAY

比赛回合文字播报

SET 3

Rally	LTU - Lithuania			Lead	Score	Lead	JPN - Japan			
117	Spike	4 BAUMGARTE M	Fault		12-21	9	+	Serve	1 AWANO S	Serve Hit
										Opp error
118			Opp error	+	13-21	8		Serve	1 AWANO S	Serve Hit
								Spike	6 OMURA S	Fault
119	Serve	2 VERBUVIENE J	Serve Hit							
	Block	9 URBUTIENE J	Kill Block	+	14-21	7		Block	6 OMURA S	Fault
120	Serve	2 VERBUVIENE J	Serve Hit							
	Dig	5 ZILYTE V	Fault		14-22	8	+	Spike	3 OKAHIRA Y	Spike
121	Set	9 URBUTIENE J	Fault		14-23	9	+	Serve	3 OKAHIRA Y	Serve Hit
										Opp error
122	Spike	9 URBUTIENE J	Fault		14-24	10	+	Serve	3 OKAHIRA Y	Serve Hit
								Block	2 OSADA M	Kill Block
123	Block	9 URBUTIENE J	Kill Block	+	15-24	9		Serve	3 OKAHIRA Y	Fault
124	Serve	4 BAUMGARTE M	Serve Hit							
	Block	5 ZILYTE V	Kill Block	+	16-24	8		Dig	6 OMURA S	Fault
125	Serve	4 BAUMGARTE M	Serve Hit							
			Opp error	+	17-24	7		Set	6 OMURA S	Fault
										TIMEOUT
126	Serve	4 BAUMGARTE M	Serve Hit							
	Spike	9 URBUTIENE J	Spike	+	18-24	6		Dig	7 KANEKI E	Fault
127	Serve	4 BAUMGARTE M	Serve Hit							
			Opp error	+	19-24	5		Dig	1 AWANO S	Fault
128	Serve	4 BAUMGARTE M	Serve Hit							
	Block	9 URBUTIENE J	Kill Block	+	20-24	4		Spike	8 KANEDA N	Fault
										TIMEOUT
129	Serve	4 BAUMGARTE M	Serve Hit							
	Block	9 URBUTIENE J	Kill Block	+	21-24	3		Spike	8 KANEDA N	Fault
130	Serve	4 BAUMGARTE M	Aces	+	22-24	2		Reception	1 AWANO S	Fault
131	Serve	4 BAUMGARTE M	Serve Hit							
	Dig	10 CVIRKIENE R	Fault		22-25	3	+	Spike	6 OMURA S	Spike

SET 4

Rally	LTU - Lithuania			Lead	Score	Lead	JPN - Japan			
132	Spike	4 BAUMGARTE M	Fault		0-1	1	+	Serve	7 KANEKI E	Serve Hit
								Block	1 AWANO S	Kill Block
133	Spike	4 BAUMGARTE M	Spike	+	1-1			Serve	7 KANEKI E	Serve Hit
								Dig	6 OMURA S	Fault
134	Serve	10 CVIRKIENE R	Aces	+	1	2-1		Reception	5 SAITO Y	Fault
135	Serve	10 CVIRKIENE R	Serve Hit							
	Block	2 VERBUVIENE J	Fault		2-2		+			Opp error
136	Spike	9 URBUTIENE J	Spike	+	1	3-2		Serve	1 AWANO S	Serve Hit
									T E A M	Fault
137	Serve	2 VERBUVIENE J	Aces	+	2	4-2		Reception	7 KANEKI E	Fault
138	Serve	2 VERBUVIENE J	Serve Hit							
	Dig	5 ZILYTE V	Fault		1	4-3	+			Opp error
139			Opp error	+	2	5-3		Serve	3 OKAHIRA Y	Fault
140	Serve	4 BAUMGARTE M	Serve Hit							
	Spike	9 URBUTIENE J	Spike	+	3	6-3		Dig	1 AWANO S	Fault



PLAY BY PLAY

比赛回合文字播报

SET 4

Rally	LTU - Lithuania			Lead	Score	Lead	JPN - Japan		
141	Serve	4 BAUMGARTE M	Serve Hit						
	Block	13 LINGYTE K	Kill Block +	4	7-3		Spike	6 OMURA S	Fault
142	Serve	4 BAUMGARTE M	Serve Hit						
	Block	5 ZILYTE V	Kill Block +	5	8-3			T E A M	Fault
143	Serve	4 BAUMGARTE M	Aces +	6	9-3		Reception	3 OKAHIRA Y	Fault
144	Serve	4 BAUMGARTE M	Serve Hit						
	Block	5 ZILYTE V	Fault	5	9-4		+ Spike	6 OMURA S	Spike
145							Serve	6 OMURA S	Serve Hit
	Block	5 ZILYTE V	Kill Block +	6	10-4		Set	2 OSADA M	Fault
146	Serve	9 URBUTIENE J	Aces +	7	11-4		Reception	3 OKAHIRA Y	Fault
147	Serve	9 URBUTIENE J	Serve Hit						
			Opp error +	8	12-4		Spike	6 OMURA S	Fault
148	Serve	9 URBUTIENE J	Serve Hit						
	Block	13 LINGYTE K	Fault	7	12-5		+ Spike	7 KANEKI E	Spike
149							Serve	2 OSADA M	Serve Hit
	Spike	13 LINGYTE K	Fault	6	12-6		+ Block	1 AWANO S	Kill Block
150							Serve	2 OSADA M	Serve Hit
			Opp error +	7	13-6		Dig	5 SAITO Y	Fault
	Sub	13 LINGYTE K	Out						
		6 DMITRIJEVA V	In						
151	Serve	6 DMITRIJEVA V	Serve Hit						
	Dig	6 DMITRIJEVA V	Fault	6	13-7		+ Spike	1 AWANO S	Spike
152							Serve	8 KANEKI N	Serve Hit
	Spike	10 CVIRKIENE R	Spike +	7	14-7		Block	1 AWANO S	Fault
153	Serve	5 ZILYTE V	Serve Hit						
	Block	10 CVIRKIENE R	Kill Block +	8	15-7			T E A M	Fault
154	Serve	5 ZILYTE V	Serve Hit						
	Dig	10 CVIRKIENE R	Fault	7	15-8		+ Block	1 AWANO S	Kill Block
155							Serve	7 KANEKI E	Serve Hit
	Block	10 CVIRKIENE R	Kill Block +	8	16-8		Spike	6 OMURA S	Fault
156	Serve	10 CVIRKIENE R	Serve Hit						
	Block	4 BAUMGARTE M	Fault	7	16-9		+ Spike	6 OMURA S	Spike
157							Serve	1 AWANO S	Serve Hit
	Spike	9 URBUTIENE J	Spike +	8	17-9		Block	6 OMURA S	Fault
158	Serve	2 VERBUVIENE J	Serve Hit						
	Dig	10 CVIRKIENE R	Fault	7	17-10		+ Spike	6 OMURA S	Spike
159	Block	9 URBUTIENE J	Kill Block +	8	18-10		Serve	3 OKAHIRA Y	Fault
160	Serve	4 BAUMGARTE M	Serve Hit						
	Block	5 ZILYTE V	Kill Block +	9	19-10		Spike	2 OSADA M	Fault
									TIMEOUT
161	Serve	4 BAUMGARTE M	Serve Hit						
	Dig	4 BAUMGARTE M	Fault	8	19-11		+ Spike	6 OMURA S	Spike
162							Serve	6 OMURA S	Serve Hit
	Spike	9 URBUTIENE J	Spike +	9	20-11		Block	7 KANEKI E	Fault
163	Serve	9 URBUTIENE J	Serve Hit						
	Set	6 DMITRIJEVA V	Fault	8	20-12				Opp error
164							Serve	2 OSADA M	Serve Hit
	Spike	2 VERBUVIENE J	Fault	7	20-13				Opp error



PLAY BY PLAY

比赛回合文字播报

SET 4

Rally	LTU - Lithuania			Lead	Score	Lead	JPN - Japan		
165	Block	5 ZILYTE V	Kill Block +	8	21-13		Serve	2 OSADA M	Serve Hit
							Dig	7 KANEKI E	Fault
166	Serve	6 DMITRIJEVA V	Serve Hit	9	22-13		Spike	6 OMURA S	Fault
			Opp error +						
167	Serve	6 DMITRIJEVA V	Serve Hit	8	22-14				Opp error
	Spike	6 DMITRIJEVA V	Fault						
168	Serve	5 ZILYTE V	Serve Hit	7	22-15		Spike	8 KANEDA N	Serve Hit
	Spike	5 ZILYTE V	Fault						
169	Serve	8 KANEDA N	Serve Hit	6	22-16		Spike	3 OKAHIRA Y	Spike
	Block	10 CVIRKIENE R	Fault						
TIMEOUT									
170	Serve	8 KANEDA N	Serve Hit	7	23-16			T E A M	Serve Hit
	Spike	10 CVIRKIENE R	Spike +						
171	Serve	5 ZILYTE V	Serve Hit	8	24-16		Spike	1 AWANO S	Fault
	Block	2 VERBUVIENE J	Kill Block +						
TIMEOUT									
172	Serve	5 ZILYTE V	Serve Hit	9	25-16		Spike	3 OKAHIRA Y	Fault
			Opp error +						

Legend:

+ Point scored by team Opp Opponent Sub Substitution



MATCH RESULT

比赛结果表

P2

Match Duration: 1h30m
Spectators: 1,900

LTU vs JPN
3 vs 1

Team	Sets	1	2	3	4	Total
LTU	3	25	25	22	25	97
JPN	1	19	15	25	16	75
Playing Time		21m	18m	23m	19m	1h21m

First Referee: JUNG Malsoon (KOR)

Second Referee: UVAROV Oleg (RUS)

LTU - LITHUANIA								
No	C/L	Name	1	2	3	4	5	Pts
2		VERBUVIENE Jurate	2	3	2	3		10
4	C	BAUMGARTE Malda	3	4	3	4		14
5		ZILYTE Virginija	6	1	6	1		10
6		DMITRIJEVA Virginija			13	13		0
7		LATAUSKAITE Rita						0
8		SUSINSKYTE Neringa			10	1		1
9		URBUTIENE Jolita	4	5	4	5		27
10		CVIRKIENE Ruta	1	2	8	2		9
13		LINGYTE Karolina	5	6	5	6		5
Head Coach:		CVIRKIENE Ruta (LTU)						
Assistant Coach:		IVANAUSKAITE Asta (LTU)						

JPN - JAPAN								
No	C/L	Name	1	2	3	4	5	Pts
1		AWANO Sachie	2	2	2	2		7
2		OSADA Mamiko	5	5	5	5		4
3		OKAHIRA Yukari	3	3	3	3		8
4		FUJII Junko						0
5	L	SAITO Yoko	L	L	L	L		0
6		OMURA Shiori	4	4	4	4		18
7	C	KANEKI Emi	1	1	1	1		5
8		KANEDA Noriko	6	6	6	6		2
9		SAKAMOTO Tomoko	3					0
10		TOMIYA Kiyoko						0
11		SAKAMOTO Haruni						0
Head Coach:		MANO Yoshihisa (JPN)						
Assistant Coach:		YAMASHITA Shin (JPN)						

TEAM AND PLAYER PERFORMANCES

Won	Total Atts	No	Name
38	122	Total Team	
13	36	9	URBUTIENE Jolita
8	21	4	BAUMGARTE Malda
6	15	2	VERBUVIENE Jurate
26	69	Total Team	
10	14	9	URBUTIENE Jolita
7	17	5	ZILYTE Virginija
3	8	10	CVIRKIENE Ruta
12	96	Total Team	
5	26	4	BAUMGARTE Malda
4	20	9	URBUTIENE Jolita
2	17	2	VERBUVIENE Jurate
21		Total Team	
97	287	Total Team	
27	70	9	URBUTIENE Jolita

Scoring Skills
Spike
Block
Serve
Opp Error
Total
Best Scorer

Won	Total Atts	No	Name
29	129	Total Team	
15	46	6	OMURA Shiori
5	17	3	OKAHIRA Yukari
3	20	2	OSADA Mamiko
12	38	Total Team	
4	8	1	AWANO Sachie
3	5	3	OKAHIRA Yukari
2	10	6	OMURA Shiori
3	76	Total Team	
1	14	7	KANEKI Emi
1	12	8	KANEDA Noriko
1	9	6	OMURA Shiori
31		Total Team	
75	243	Total Team	
18	65	6	OMURA Shiori

Legend:							
Atts	Attempts	C	Team Captain	L	Libero Player	L	Substitute Libero
n	Starting Line-Up where n=starting position on Court (i.e. positions 1 to 6)			Opp	Opponent	Pts	Points scored
nn	Substitute where nn=jersey number of out going player						



MATCH STATISTICS

比赛技术统计

P3

Match Duration: 1h30m
Spectators: 1,900




LTU vs JPN
3 vs 1

Team	Sets	1	2	3	4	Total
LTU	3	25	25	22	25	97
JPN	1	19	15	25	16	75
Playing Time		21m	18m	23m	19m	1h21m

First Referee: JUNG Malsoon (KOR)

Second Referee: UVAROV Oleg (RUS)

LTU - LITHUANIA

Scoring Spikers	Rk	No	Name	Spikes	Faults	Shots	Total Attempts	Eff %
	1	9	URBUTIENE Jolita	13	4	19	36	25.00
	2	4	BAUMGARTE Malda	8	5	8	21	14.29
		10	CVIRKIENE Ruta	5	4	8	17	
		2	VERBUVIENE Jurate	6	3	6	15	
		5	ZILYTE Virginija	3	1	10	14	
		13	LINGYTE Karolina	3	3	3	9	
		8	SUSINSKYTE Neringa	-	2	5	7	
		6	DMITRIJEVA Virginija	-	1	2	3	
	7	LATAUSKAITE Rita	-	-	-	-		
Limit 15.00 %	Team Totals			38	23	61	122	12.30
Scoring Blockers	Rk	No	Name	Kill Blocks	Faults	Rebounds	Total Attempts	Avg by Set
	1	9	URBUTIENE Jolita	10	1	3	14	2.50
	2	5	ZILYTE Virginija	7	3	7	17	1.75
	3	10	CVIRKIENE Ruta	3	2	3	8	0.75
	4	2	VERBUVIENE Jurate	2	4	3	9	0.50
	4	13	LINGYTE Karolina	2	4	3	9	0.50
	6	4	BAUMGARTE Malda	1	5	4	10	0.25
	6	8	SUSINSKYTE Neringa	1	1	-	2	0.25
		6	DMITRIJEVA Virginija	-	-	-	-	
	7	LATAUSKAITE Rita	-	-	-	-		
	Team Totals			26	20	23	69	6.50
Scoring Servers	Rk	No	Name	Aces	Faults	Serve Hits	Total Attempts	Avg by Set
	1	4	BAUMGARTE Malda	5	1	20	26	1.25
	2	9	URBUTIENE Jolita	4	-	16	20	1.00
	3	2	VERBUVIENE Jurate	2	-	15	17	0.50
	4	10	CVIRKIENE Ruta	1	2	8	11	0.25
	5	5	ZILYTE Virginija	-	1	8	9	0.00
	5	13	LINGYTE Karolina	-	3	3	6	0.00
	5	6	DMITRIJEVA Virginija	-	-	4	4	0.00
	5	8	SUSINSKYTE Neringa	-	-	3	3	0.00
	7	LATAUSKAITE Rita	-	-	-	-		
	Team Totals			12	7	77	96	3.00
Team	Opponent Errors & Team Faults			21	2			



MATCH STATISTICS

比赛技术统计

P3

Match Duration: 1h30m
Spectators: 1,900




LTU vs JPN
3 vs 1

Team	Sets	1	2	3	4	Total
LTU	3	25	25	22	25	97
JPN	1	19	15	25	16	75
Playing Time		21m	18m	23m	19m	1h21m

First Referee: JUNG Malsoon (KOR)

Second Referee: UVAROV Oleg (RUS)

LTU - LITHUANIA

Non-scoring Diggers	Rk	No	Name	Digs	Faults	Receptions	Total Attempts	Avg by Set
	1	5	ZILYTE Virginija	14	5	-	19	3.50
	2	2	VERBUVIENE Jurate	12	-	1	13	3.00
	3	4	BAUMGARTE Malda	9	3	4	16	2.25
	3	13	LINGYTE Karolina	9	-	2	11	2.25
	5	10	CVIRKIENE Ruta	7	4	2	13	1.75
	6	9	URBUTIENE Jolita	6	-	4	10	1.50
	7	6	DMITRIJEVA Virginija	3	1	-	4	0.75
	8	8	SUSINSKYTE Neringa	2	1	-	3	0.50
Team Totals				62	14	13	89	15.50
Non-scoring Setters	Rk	No	Name	Running Sets	Faults	Still Sets	Total Attempts	Avg by Set
	1	10	CVIRKIENE Ruta	2	-	21	23	0.50
	1	2	VERBUVIENE Jurate	2	2	17	21	0.50
	1	5	ZILYTE Virginija	2	-	9	11	0.50
	1	13	LINGYTE Karolina	2	-	7	9	0.50
	5	4	BAUMGARTE Malda	1	1	8	10	0.25
	5	8	SUSINSKYTE Neringa	1	-	1	2	0.25
	7	9	URBUTIENE Jolita	-	1	14	15	0.00
	7	6	DMITRIJEVA Virginija	-	1	-	1	0.00
Team Totals				10	5	77	92	2.50
Non-scoring Receivers	Rk	No	Name	Excellents	Faults	Serve Receptions	Total Attempts	Succ %
	1	5	ZILYTE Virginija	17	-	1	18	94.44
		4	BAUMGARTE Malda	12	-	1	13	
		9	URBUTIENE Jolita	9	1	-	10	
		8	SUSINSKYTE Neringa	7	1	-	8	
		10	CVIRKIENE Ruta	3	-	2	5	
		6	DMITRIJEVA Virginija	4	-	-	4	
		2	VERBUVIENE Jurate	3	1	-	4	
		13	LINGYTE Karolina	2	1	1	4	
Team Totals				57	4	5	66	86.36
Limit								
25.00 %								

Legend:	Avg	Eff%	Rk	Succ %
	Average	Efficiency	Rank	Success %



MATCH STATISTICS

比赛技术统计

P3

Match Duration: 1h30m
Spectators: 1,900




LTU vs JPN
3 vs 1

Team	Sets	1	2	3	4	Total
LTU	3	25	25	22	25	97
JPN	1	19	15	25	16	75
Playing Time		21m	18m	23m	19m	1h21m

First Referee: JUNG Malsoon (KOR)

Second Referee: UVAROV Oleg (RUS)

JPN - JAPAN

Scoring Spikers	Rk	No	Name	Spikes	Faults	Shots	Total Attempts	Eff %
	1	6	OMURA Shiori	15	9	22	46	13.04
	2	2	OSADA Mamiko	3	5	12	20	0.00
		8	KANEDA Noriko	-	6	12	18	
		3	OKAHIRA Yukari	5	1	11	17	
		1	AWANO Sachie	3	3	9	15	
		7	KANEKI Emi	3	2	8	13	
		4	FUJII Junko	-	-	-	-	
		5	SAITO Yoko	-	-	-	-	
		9	SAKAMOTO Tomoko	-	-	-	-	
		10	TOMIYA Kiyoko	-	-	-	-	
		11	SAKAMOTO Haruni	-	-	-	-	
Limit	15.00 %							
Team Totals				29	26	74	129	2.33
Scoring Blockers	Rk	No	Name	Kill Blocks	Faults	Rebounds	Total Attempts	Avg by Set
	1	1	AWANO Sachie	4	3	1	8	1.00
	2	3	OKAHIRA Yukari	3	-	2	5	0.75
	3	6	OMURA Shiori	2	5	3	10	0.50
	4	7	KANEKI Emi	1	3	2	6	0.25
	4	8	KANEDA Noriko	1	-	4	5	0.25
	4	2	OSADA Mamiko	1	-	3	4	0.25
		4	FUJII Junko	-	-	-	-	
		5	SAITO Yoko	-	-	-	-	
		9	SAKAMOTO Tomoko	-	-	-	-	
		10	TOMIYA Kiyoko	-	-	-	-	
		11	SAKAMOTO Haruni	-	-	-	-	
Team Totals				12	11	15	38	3.00
Scoring Servers	Rk	No	Name	Aces	Faults	Serve Hits	Total Attempts	Avg by Set
	1	7	KANEKI Emi	1	-	13	14	0.25
	1	8	KANEDA Noriko	1	1	10	12	0.25
	1	6	OMURA Shiori	1	-	8	9	0.25
	4	1	AWANO Sachie	-	-	21	21	0.00
	4	3	OKAHIRA Yukari	-	5	5	10	0.00
	4	2	OSADA Mamiko	-	-	9	9	0.00
	4	9	SAKAMOTO Tomoko	-	-	1	1	0.00
		4	FUJII Junko	-	-	-	-	
		5	SAITO Yoko	-	-	-	-	
		10	TOMIYA Kiyoko	-	-	-	-	
		11	SAKAMOTO Haruni	-	-	-	-	
Team Totals				3	6	67	76	0.75
Team	Opponent Errors & Team Faults			31	11			



MATCH STATISTICS

比赛技术统计

P3

Match Duration: 1h30m
Spectators: 1,900




LTU vs JPN
3 vs 1

Team	Sets	1	2	3	4	Total
LTU	3	25	25	22	25	97
JPN	1	19	15	25	16	75
Playing Time		21m	18m	23m	19m	1h21m

First Referee: JUNG Malsoon (KOR)

Second Referee: UVAROV Oleg (RUS)

JPN - JAPAN

Non-scoring Diggers	Rk	No	Name	Digs	Faults	Receptions	Total Attempts	Avg by Set
	1	6	OMURA Shiori	18	5	-	23	4.50
	2	7	KANEKI Emi	16	6	1	23	4.00
	3	2	OSADA Mamiko	8	6	3	17	2.00
	4	1	AWANO Sachie	7	4	4	15	1.75
	4	5	SAITO Yoko	7	3	2	12	1.75
	6	3	OKAHIRA Yukari	4	5	1	10	1.00
	7	8	KANEDA Noriko	2	1	3	6	0.50
	8	9	SAKAMOTO Tomoko	1	-	-	1	0.25
		4	FUJII Junko	-	-	-	-	-
		10	TOMIYA Kiyoko	-	-	-	-	-
		11	SAKAMOTO Haruni	-	-	-	-	-
Team Totals				63	30	14	107	15.75
Non-scoring Setters	Rk	No	Name	Running Sets	Faults	Still Sets	Total Attempts	Avg by Set
	1	2	OSADA Mamiko	2	2	31	35	0.50
	2	1	AWANO Sachie	1	-	8	9	0.25
	3	3	OKAHIRA Yukari	-	1	25	26	0.00
	3	7	KANEKI Emi	-	-	22	22	0.00
	3	6	OMURA Shiori	-	1	7	8	0.00
	3	5	SAITO Yoko	-	-	5	5	0.00
	3	8	KANEDA Noriko	-	-	3	3	0.00
		4	FUJII Junko	-	-	-	-	-
		9	SAKAMOTO Tomoko	-	-	-	-	-
		10	TOMIYA Kiyoko	-	-	-	-	-
		11	SAKAMOTO Haruni	-	-	-	-	-
Team Totals				3	4	101	108	0.75
Non-scoring Receivers	Rk	No	Name	Excellents	Faults	Serve Receptions	Total Attempts	Succ %
	1	3	OKAHIRA Yukari	19	3	4	26	73.08
	2	1	AWANO Sachie	16	4	2	22	72.73
		6	OMURA Shiori	10	-	-	10	-
		5	SAITO Yoko	8	1	-	9	-
		7	KANEKI Emi	6	1	2	9	-
		2	OSADA Mamiko	8	-	-	8	-
		4	FUJII Junko	-	-	-	-	-
		8	KANEDA Noriko	-	-	-	-	-
		9	SAKAMOTO Tomoko	-	-	-	-	-
		10	TOMIYA Kiyoko	-	-	-	-	-
		11	SAKAMOTO Haruni	-	-	-	-	-
Team Totals				67	9	8	84	79.76
Limit								
25.00 %								

Legend:	Avg	Eff%	Efficiency	Rk	Rank	Succ %	Success %
---------	-----	------	------------	----	------	--------	-----------



UNIFORM COLOURS As of 12 SEP 2008

比赛服颜色

O-1

Date	Start Time	Match No.	Phase	Teams - Colours		Location
SUN 7 SEP	9:30	1	Preliminary-Pool B	USA -RED	vs LTU -YELLOW	CAU Gymnasium
	13:30	2	Preliminary-Pool A	NED -ORANGE	vs JPN -BLACK	CAU Gymnasium
	17:30	3	Preliminary-Pool B	CHN -RED	vs LAT -WHITE	CAU Gymnasium
MON 8 SEP	9:30	4	Preliminary-Pool A	SLO -WHITE	vs JPN -RED	CAU Gymnasium
	13:30	5	Preliminary-Pool A	NED -BLUE	vs UKR -WHITE	CAU Gymnasium
	17:30	6	Preliminary-Pool B	CHN -WHITE	vs LTU -GREEN	CAU Gymnasium
TUE 9 SEP	9:30	7	Preliminary-Pool A	UKR -YELLOW	vs SLO -BLUE	CAU Gymnasium
	13:30	8	Preliminary-Pool B	LTU -YELLOW	vs LAT -RED	CAU Gymnasium
	17:30	9	Preliminary-Pool B	CHN -RED	vs USA -NAVY BLUE	CAU Gymnasium
WED 10 SEP	9:30	10	Preliminary-Pool A	UKR -WHITE	vs JPN -BLACK	CAU Gymnasium
	13:30	11	Preliminary-Pool B	USA -WHITE	vs LAT -RED	CAU Gymnasium
	17:30	12	Preliminary-Pool A	SLO -BLUE	vs NED -WHITE	CAU Gymnasium



RESULTS TABLE - PRELIMINARY ROUND As of 7 SEP 2008

成绩表-预赛

P4

Pool A				Points per Set					Total Points	Match Duration	Spectators
Match	Date	Teams	Sets	1	2	3	4	5			
2	7 SEP 2008	NED vs JPN	3 - 0	25-4	25-21	25-18			75-43	1h04m	1,500
4	8 SEP 2008	SLO vs JPN									
5	8 SEP 2008	NED vs UKR									
Latest Matches											
7	9 SEP 2008	UKR vs SLO									
10	10 SEP 2008	UKR vs JPN									
12	10 SEP 2008	SLO vs NED									

Pool B				Points per Set					Total Points	Match Duration	Spectators
Match	Date	Teams	Sets	1	2	3	4	5			
1	7 SEP 2008	USA vs LTU	3 - 0	25-15	25-18	25-9			75-42	1h02m	1,500
3	7 SEP 2008	CHN vs LAT	3 - 0	25-4	25-7	25-16			75-27	50m	1,600
6	8 SEP 2008	CHN vs LTU									
Latest Matches											
8	9 SEP 2008	LTU vs LAT									
9	9 SEP 2008	CHN vs USA									
11	10 SEP 2008	USA vs LAT									

Statistics of	Average match duration	Average spectators	Total spectators
Preliminary Round	58m	1,533	4,600

Pool A											
Rk	Team	Matches				Points			Sets		
		Pts	Tot	W	L	W	L	Ratio	W	L	Ratio
1	NED	2	1	1	0	75	43	1.744	3	0	MAX
2	JPN	1	1	0	1	43	75	0.573	0	3	0.000
3	SLO	0	0	0	0	0	0	0	0	0	0
4	UKR	0	0	0	0	0	0	0	0	0	0

Pool B											
Rk	Team	Matches				Points			Sets		
		Pts	Tot	W	L	W	L	Ratio	W	L	Ratio
1	CHN	2	1	1	0	75	27	2.778	3	0	MAX
2	USA	2	1	1	0	75	42	1.786	3	0	MAX
3	LTU	1	1	0	1	42	75	0.560	0	3	0.000
4	LAT	1	1	0	1	27	75	0.360	0	3	0.000

Legend:											
L	Lost	Pts	Standings points	Rk	Rank	Tot	Total				
W	Won										



RESULTS TABLE - PRELIMINARY ROUND As of 8 SEP 2008

成绩表-预赛

P4

Pool A				Points per Set					Total Points	Match Duration	Spectators
Match	Date	Teams	Sets	1	2	3	4	5			
2	7 SEP 2008	NED vs JPN	3 - 0	25-4	25-21	25-18			75-43	1h04m	1,500
4	8 SEP 2008	SLO vs JPN	3 - 1	25-19	21-25	25-19	25-9		96-72	1h42m	1,500
5	8 SEP 2008	NED vs UKR	3 - 1	25-14	23-25	25-21	25-19		98-79	1h31m	1,400
Latest Matches											
7	9 SEP 2008	UKR vs SLO									
10	10 SEP 2008	UKR vs JPN									
12	10 SEP 2008	SLO vs NED									

Pool B				Points per Set					Total Points	Match Duration	Spectators
Match	Date	Teams	Sets	1	2	3	4	5			
1	7 SEP 2008	USA vs LTU	3 - 0	25-15	25-18	25-9			75-42	1h02m	1,500
3	7 SEP 2008	CHN vs LAT	3 - 0	25-4	25-7	25-16			75-27	50m	1,600
6	8 SEP 2008	CHN vs LTU	3 - 0	25-18	25-17	25-14			75-49	56m	1,200
Latest Matches											
8	9 SEP 2008	LTU vs LAT									
9	9 SEP 2008	CHN vs USA									
11	10 SEP 2008	USA vs LAT									

Statistics of	Average match duration	Average spectators	Total spectators
Preliminary Round	1h10m	1,450	8,700

Pool A											
Rk	Team	Matches				Points			Sets		
		Pts	Tot	W	L	W	L	Ratio	W	L	Ratio
1	NED	4	2	2	0	173	122	1.418	6	1	6.000
2	SLO	2	1	1	0	96	72	1.333	3	1	3.000
3	JPN	2	2	0	2	115	171	0.673	1	6	0.167
4	UKR	1	1	0	1	79	98	0.806	1	3	0.333

Pool B											
Rk	Team	Matches				Points			Sets		
		Pts	Tot	W	L	W	L	Ratio	W	L	Ratio
1	CHN	4	2	2	0	150	76	1.974	6	0	MAX
2	USA	2	1	1	0	75	42	1.786	3	0	MAX
3	LTU	2	2	0	2	91	150	0.607	0	6	0.000
4	LAT	1	1	0	1	27	75	0.360	0	3	0.000

Legend:											
L	Lost	Pts	Standings points	Rk	Rank	Tot	Total				
W	Won										


RESULTS TABLE - PRELIMINARY ROUND As of 9 SEP 2008

成绩表-预赛

P4

Pool A				Points per Set					Total Points	Match Duration	Spectators
Match	Date	Teams	Sets	1	2	3	4	5			
2	7 SEP 2008	NED vs JPN	3 - 0	25-4	25-21	25-18			75-43	1h04m	1,500
4	8 SEP 2008	SLO vs JPN	3 - 1	25-19	21-25	25-19	25-9		96-72	1h42m	1,500
5	8 SEP 2008	NED vs UKR	3 - 1	25-14	23-25	25-21	25-19		98-79	1h31m	1,400
Latest Matches											
7	9 SEP 2008	UKR vs SLO	1 - 3	25-11	18-25	17-25	22-25		82-86	1h38m	1,800
10	10 SEP 2008	UKR vs JPN									
12	10 SEP 2008	SLO vs NED									

Pool B				Points per Set					Total Points	Match Duration	Spectators
Match	Date	Teams	Sets	1	2	3	4	5			
1	7 SEP 2008	USA vs LTU	3 - 0	25-15	25-18	25-9			75-42	1h02m	1,500
3	7 SEP 2008	CHN vs LAT	3 - 0	25-4	25-7	25-16			75-27	50m	1,600
6	8 SEP 2008	CHN vs LTU	3 - 0	25-18	25-17	25-14			75-49	56m	1,200
Latest Matches											
8	9 SEP 2008	LTU vs LAT	3 - 1	16-25	25-16	25-19	25-19		91-79	1h20m	2,050
9	9 SEP 2008	CHN vs USA	3 - 0	25-14	25-21	25-19			75-54	1h10m	4,000
11	10 SEP 2008	USA vs LAT									

Statistics of	Average match duration	Average spectators	Total spectators
Preliminary Round	1h14m	1,838	16,550

Pool A											
Rk	Team	Matches				Points			Sets		
		Pts	Tot	W	L	W	L	Ratio	W	L	Ratio
1	NED	4	2	2	0	173	122	1.418	6	1	6.000
2	SLO	4	2	2	0	182	154	1.182	6	2	3.000
3	UKR	2	2	0	2	161	184	0.875	2	6	0.333
4	JPN	2	2	0	2	115	171	0.673	1	6	0.167

Pool B											
Rk	Team	Matches				Points			Sets		
		Pts	Tot	W	L	W	L	Ratio	W	L	Ratio
1	CHN	6	3	3	0	225	130	1.731	9	0	MAX
2	LTU	4	3	1	2	182	229	0.795	3	7	0.429
3	USA	3	2	1	1	129	117	1.103	3	3	1.000
4	LAT	2	2	0	2	106	166	0.639	1	6	0.167

Legend:											
L	Lost	Pts	Standings points	Rk	Rank	Tot	Total				
W	Won										



RESULTS TABLE - PRELIMINARY ROUND As of 10 SEP 2008

成绩表-预赛

P4

Pool A				Points per Set					Total Points	Match Duration	Spectators
Match	Date	Teams	Sets	1	2	3	4	5			
2	7 SEP 2008	NED vs JPN	3 - 0	25-4	25-21	25-18			75-43	1h04m	1,500
4	8 SEP 2008	SLO vs JPN	3 - 1	25-19	21-25	25-19	25-9		96-72	1h42m	1,500
5	8 SEP 2008	NED vs UKR	3 - 1	25-14	23-25	25-21	25-19		98-79	1h31m	1,400
Latest Matches											
7	9 SEP 2008	UKR vs SLO	1 - 3	25-11	18-25	17-25	22-25		82-86	1h38m	1,800
10	10 SEP 2008	UKR vs JPN	3 - 0	25-16	25-14	25-18			75-48	1h00m	800
12	10 SEP 2008	SLO vs NED	2 - 3	25-23	17-25	16-25	25-22	11-15	94-110	1h58m	1,100

Pool B				Points per Set					Total Points	Match Duration	Spectators
Match	Date	Teams	Sets	1	2	3	4	5			
1	7 SEP 2008	USA vs LTU	3 - 0	25-15	25-18	25-9			75-42	1h02m	1,500
3	7 SEP 2008	CHN vs LAT	3 - 0	25-4	25-7	25-16			75-27	50m	1,600
6	8 SEP 2008	CHN vs LTU	3 - 0	25-18	25-17	25-14			75-49	56m	1,200
Latest Matches											
8	9 SEP 2008	LTU vs LAT	3 - 1	16-25	25-16	25-19	25-19		91-79	1h20m	2,050
9	9 SEP 2008	CHN vs USA	3 - 0	25-14	25-21	25-19			75-54	1h10m	4,000
11	10 SEP 2008	USA vs LAT	3 - 0	25-12	25-17	25-11			75-40	57m	800

Statistics of	Average match duration	Average spectators	Total spectators
Preliminary Round	1h15m	1,604	19,250

Pool A											
Rk	Team	Matches				Points			Sets		
		Pts	Tot	W	L	W	L	Ratio	W	L	Ratio
1	NED	6	3	3	0	283	216	1.310	9	3	3.000
2	SLO	5	3	2	1	276	264	1.045	8	5	1.600
3	UKR	4	3	1	2	236	232	1.017	5	6	0.833
4	JPN	3	3	0	3	163	246	0.663	1	9	0.111

Pool B											
Rk	Team	Matches				Points			Sets		
		Pts	Tot	W	L	W	L	Ratio	W	L	Ratio
1	CHN	6	3	3	0	225	130	1.731	9	0	MAX
2	USA	5	3	2	1	204	157	1.299	6	3	2.000
3	LTU	4	3	1	2	182	229	0.795	3	7	0.429
4	LAT	3	3	0	3	146	241	0.606	1	9	0.111

Legend:											
L	Lost	Pts	Standings points	Rk	Rank	Tot	Total				
W	Won										



START LIST

参赛名单

NED vs JPN

P1

First Referee: CHAVES Ronaldo Tadeu (BRA)

Second Referee: CAMPBELL Joseph (USA)

NED - NETHERLANDS Uniform Colour: ORANGE

No	C/L	Name	Sport Class	Date of Birth	Tournament Totals				
					Spike	Block	Serve	Total	%
1		STINISSEN Elvira	D	26 MAR 1979	0	0	0	0	0.00
3		van MARUM Djoke	D	22 SEP 1959	0	0	0	0	0.00
4		de VRIES Rika	D	29 DEC 1974	0	0	0	0	0.00
5		van der HAAR-KRAMP Karin	D	9 MAY 1977	0	0	0	0	0.00
6		HARMSSEN-ROOSEN Karin	D	11 MAR 1962	0	0	0	0	0.00
7	L	BAKKER Sanne	D	13 FEB 1992	0	0	0	0	0.00
8		LIST Paula	D	16 AUG 1972	0	0	0	0	0.00
10	C	WESTERHOF Petra	D	27 JUN 1969	0	0	0	0	0.00
12		TEN THIJE-VOORTMAN Josien	D	24 DEC 1969	0	0	0	0	0.00
Head Coach: BESTEBROER John (NED)			Assistant: van HEUGTEN Ger (NED)						

JPN - JAPAN Uniform Colour: BLACK

No	C/L	Name	Sport Class	Date of Birth	Tournament Totals				
					Spike	Block	Serve	Total	%
1		AWANO Sachie	D	13 SEP 1988	0	0	0	0	0.00
2		OSADA Mamiko	D	23 JUL 1967	0	0	0	0	0.00
3		OKAHIRA Yukari	D	9 MAR 1968	0	0	0	0	0.00
4		FUJII Junko	D	3 APR 1966	0	0	0	0	0.00
5	L	SAITO Yoko	D	21 SEP 1972	0	0	0	0	0.00
6		OMURA Shiori	MD	5 NOV 1985	0	0	0	0	0.00
7	C	KANEKI Emi	D	6 MAR 1982	0	0	0	0	0.00
8		KANEDA Noriko	D	21 FEB 1964	0	0	0	0	0.00
9		SAKAMOTO Tomoko	D	27 JAN 1967	0	0	0	0	0.00
10		TOMIYA Kiyoko	D	8 NOV 1966	0	0	0	0	0.00
11		SAKAMOTO Haruni	D	15 JUN 1967	0	0	0	0	0.00
Head Coach: MANO Yoshihisa (JPN)			Assistant: YAMASHITA Shin (JPN)						

Legend:	%	Percent of total team scoring	C	Team Captain	L	Libero Player
----------------	---	-------------------------------	---	--------------	---	---------------



PLAY BY PLAY

比赛回合文字播报

Match Duration: 1h04m
Spectators: 1,500

NED vs JPN
3 vs 0

Team	Sets	1	2	3	Total
NED	3	25	25	25	75
JPN	0	4	21	18	43
Playing Time		15m	23m	20m	58m

First Referee: CHAVES Ronaldo Tadeu (BRA)

Second Referee: CAMPBELL Joseph (USA)

SET 1

Rally	NED - Netherlands			Lead	Score	Lead	JPN - Japan		
1	Serve	10 WESTERHOF P	Serve Hit				Spike	6 OMURA S	Fault
			Opp error +	1	1-0				
2	Serve	10 WESTERHOF P	Serve Hit						
	Block	3 van MARUM D	Fault		1-1		+ Spike	6 OMURA S	Spike
3	Block	8 LIST P	Kill Block +	1	2-1		Serve	1 AWANO S	Serve Hit
							Spike	7 KANEKI E	Fault
4	Serve	8 LIST P	Serve Hit						
			Opp error +	2	3-1		Spike	7 KANEKI E	Fault
5	Serve	8 LIST P	Serve Hit						
	Block	6 HARMSSEN-ROOSEN K	Kill Block +	3	4-1		Dig	5 SAITO Y	Fault
6	Serve	8 LIST P	Aces +	4	5-1		Reception	5 SAITO Y	Fault
7	Serve	8 LIST P	Serve Hit						
			Opp error +	5	6-1		Spike	7 KANEKI E	Fault
8	Serve	8 LIST P	Serve Hit						
			Opp error +	6	7-1		Spike	7 KANEKI E	Fault
9	Serve	8 LIST P	Aces +	7	8-1		Reception	7 KANEKI E	Fault
10	Serve	8 LIST P	Aces +	8	9-1		Reception	5 SAITO Y	Fault
11	Serve	8 LIST P	Aces +	9	10-1		Reception	5 SAITO Y	Fault
12	Serve	8 LIST P	Serve Hit						
	Spike	5 van der HAAR-KRAMP	Spike +	10	11-1		Block	6 OMURA S	Fault
13	Serve	8 LIST P	Serve Hit						
	Spike	5 van der HAAR-KRAMP	Spike +	11	12-1		Block	2 OSADA M	Fault
	TIMEOUT								
14	Serve	8 LIST P	Serve Hit						
	Spike	5 van der HAAR-KRAMP	Spike +	12	13-1		Dig	1 AWANO S	Fault
15	Serve	8 LIST P	Serve Hit						
			Opp error +	13	14-1		Spike	7 KANEKI E	Fault
16	Serve	8 LIST P	Serve Hit						
			Opp error +	14	15-1		Spike	6 OMURA S	Fault
17	Serve	8 LIST P	Aces +	15	16-1		Reception	3 OKAHIRA Y	Fault
18	Serve	8 LIST P	Serve Hit						
	Block	6 HARMSSEN-ROOSEN K	Kill Block +	16	17-1		Spike	7 KANEKI E	Fault
19	Serve	8 LIST P	Serve Hit						
	Block	6 HARMSSEN-ROOSEN K	Fault	15	17-2		+ Spike	7 KANEKI E	Spike
20	Spike	5 van der HAAR-KRAMP	Fault	14	17-3		Serve	2 OSADA M	Serve Hit
							+ Block	7 KANEKI E	Kill Block
21			Opp error +	15	18-3		Serve	2 OSADA M	Serve Hit
							Spike	8 KANEDA N	Fault
22	Serve	3 van MARUM D	Aces +	16	19-3		Reception	1 AWANO S	Fault



PLAY BY PLAY

比赛回合文字播报

SET 1

Rally	NED - Netherlands			Lead	Score	Lead	JPN - Japan		
	Serve	3 van MARUM D	Serve Hit						
23	Block	5 van der HAAR-KRAMP	Fault	15	19-4	+	Spike	6 OMURA S	Spike
24	Block	5 van der HAAR-KRAMP	Kill Block	+	16	20-4		Serve	6 OMURA S
25	Serve	6 HARMSSEN-ROOSEN K	Aces	+	17	21-4		T E A M	Fault
26	Serve	6 HARMSSEN-ROOSEN K	Serve Hit					T E A M	Fault
	Spike	10 WESTERHOF P	Spike	+	18	22-4			
27	Serve	6 HARMSSEN-ROOSEN K	Serve Hit						
			Opp error	+	19	23-4		Spike	1 AWANO S
28	Serve	6 HARMSSEN-ROOSEN K	Serve Hit						
			Opp error	+	20	24-4		Spike	8 KANEDA N
29	Serve	6 HARMSSEN-ROOSEN K	Serve Hit						
			Opp error	+	21	25-4		Spike	6 OMURA S

SET 2

Rally	NED - Netherlands			Lead	Score	Lead	JPN - Japan		
30	Block	8 LIST P	Kill Block	+	1	1-0		Serve	3 OKAHIRA Y
31	Serve	10 WESTERHOF P	Serve Hit						
			Opp error	+	2	2-0		Spike	1 AWANO S
32	Serve	10 WESTERHOF P	Serve Hit						
	Spike	6 HARMSSEN-ROOSEN K	Fault		1	2-1	+		Opp error
33	Block	6 HARMSSEN-ROOSEN K	Kill Block	+	2	3-1		Serve	1 AWANO S
								Spike	2 OSADA M
34	Serve	8 LIST P	Fault		1	3-2	+	Block	6 OMURA S
35	Spike	3 van MARUM D	Fault			3-3	+	Serve	2 OSADA M
									Serve Hit
36	Spike	3 van MARUM D	Fault			3-4	1	+	Serve Hit
									Opp error
37	Spike	12 TEN THIJE-VOORTMAN	Spike	+		4-4		Serve	2 OSADA M
								Dig	8 KANEDA N
38	Serve	3 van MARUM D	Serve Hit						
		T E A M	Fault			4-5	1	+	Spike
									6 OMURA S
39	Spike	5 van der HAAR-KRAMP	Spike	+		5-5		Serve	6 OMURA S
								Dig	1 AWANO S
40	Serve	6 HARMSSEN-ROOSEN K	Serve Hit						
	Spike	12 TEN THIJE-VOORTMAN	Spike	+	1	6-5		Block	7 KANEKI E
41	Serve	6 HARMSSEN-ROOSEN K	Serve Hit						
	Spike	12 TEN THIJE-VOORTMAN	Spike	+	2	7-5		Dig	2 OSADA M
42	Serve	6 HARMSSEN-ROOSEN K	Serve Hit						
			Opp error	+	3	8-5		Spike	3 OKAHIRA Y
43	Serve	6 HARMSSEN-ROOSEN K	Serve Hit						
	Spike	5 van der HAAR-KRAMP	Spike	+	4	9-5		Dig	1 AWANO S
44	Serve	6 HARMSSEN-ROOSEN K	Serve Hit						
	Block	5 van der HAAR-KRAMP	Kill Block	+	5	10-5		Dig	2 OSADA M
45	Serve	6 HARMSSEN-ROOSEN K	Serve Hit						
	Dig	8 LIST P	Fault		4	10-6	+	Spike	3 OKAHIRA Y
46	Dig	8 LIST P	Fault		3	10-7	+	Serve	7 KANEKI E
								Spike	3 OKAHIRA Y
47	Block	12 TEN THIJE-VOORTMAN	Fault		2	10-8	+	Serve	7 KANEKI E
								Spike	1 AWANO S



PLAY BY PLAY

比赛回合文字播报

SET 2

Rally	NED - Netherlands			Lead	Score	Lead	JPN - Japan			
48	Spike	5 van der HAAR-KRAMP	Fault	1	10-9		+	Serve	7 KANEKI E	Serve Hit
										Opp error
49	Spike	10 WESTERHOF P	Fault		10-10		+	Serve	7 KANEKI E	Serve Hit
								Block	8 KANEDA N	Kill Block
50	Reception	7 BAKKER S	Fault		10-11	1	+	Serve	7 KANEKI E	Aces
51	Spike	10 WESTERHOF P	Fault		10-12	2	+	Serve	7 KANEKI E	Serve Hit
										Opp error
	TIMEOUT									
52			Opp error	+	11-12	1		Serve	7 KANEKI E	Fault
53	Serve	12 TEN THIJE-VOORTMAN	Serve Hit							
	Block	10 WESTERHOF P	Kill Block	+	12-12			Spike	1 AWANO S	Fault
54	Serve	12 TEN THIJE-VOORTMAN	Serve Hit							
	Spike	8 LIST P	Spike	+	1	13-12			T E A M	Fault
55	Serve	12 TEN THIJE-VOORTMAN	Serve Hit							
	Spike	5 van der HAAR-KRAMP	Spike	+	2	14-12		Dig	2 OSADA M	Fault
56	Serve	12 TEN THIJE-VOORTMAN	Serve Hit							
	Spike	8 LIST P	Spike	+	3	15-12		Block	8 KANEDA N	Fault
57	Serve	12 TEN THIJE-VOORTMAN	Serve Hit							
	Spike	10 WESTERHOF P	Spike	+	4	16-12		Dig	3 OKAHIRA Y	Fault
58	Serve	12 TEN THIJE-VOORTMAN	Serve Hit							
	Spike	10 WESTERHOF P	Spike	+	5	17-12		Dig	2 OSADA M	Fault
59	Serve	12 TEN THIJE-VOORTMAN	Serve Hit							
	Dig	6 HARMSSEN-ROOSEN K	Fault		4	17-13	+	Spike	8 KANEDA N	Spike
60	Serve	12 TEN THIJE-VOORTMAN	Serve Hit							
	Spike	10 WESTERHOF P	Spike	+	5	18-13		Serve	8 KANEDA N	Serve Hit
61	Serve	5 van der HAAR-KRAMP	Fault		4	18-14	+	Block	2 OSADA M	Fault
62			Opp error	+	5	19-14		Serve	3 OKAHIRA Y	Fault
63	Serve	10 WESTERHOF P	Serve Hit							
			Opp error	+	6	20-14		Set	1 AWANO S	Fault
	TIMEOUT									
64	Serve	10 WESTERHOF P	Serve Hit							
	Block	3 van MARUM D	Fault		5	20-15	+	Spike	6 OMURA S	Spike
65										
	Dig	7 BAKKER S	Fault		4	20-16	+	Serve	1 AWANO S	Serve Hit
								Spike	7 KANEKI E	Spike
66			Opp error	+	5	21-16		Serve	1 AWANO S	Serve Hit
								Spike	7 KANEKI E	Fault
67	Serve	8 LIST P	Serve Hit							
	Block	6 HARMSSEN-ROOSEN K	Fault		4	21-17	+	Spike	6 OMURA S	Spike
	Sub	8 LIST P	Out							
		4 de VRIES R	In					Sub	2 OSADA M	Out
									9 SAKAMOTO T	In
68	Serve	12 TEN THIJE-VOORTMAN	Serve Hit					Serve	9 SAKAMOTO T	Serve Hit
	Spike	12 TEN THIJE-VOORTMAN	Spike	+	5	22-17		Block	6 OMURA S	Fault
								Sub	9 SAKAMOTO T	Out
									2 OSADA M	In
69	Serve	3 van MARUM D	Serve Hit							
	Spike	12 TEN THIJE-VOORTMAN	Fault		4	22-18	+			Opp error
70	Reception	10 WESTERHOF P	Fault		3	22-19	+	Serve	6 OMURA S	Aces
71	Serve	12 TEN THIJE-VOORTMAN	Serve Hit							
	Spike	5 van der HAAR-KRAMP	Spike	+	4	23-19		Serve	6 OMURA S	Serve Hit
								Dig	2 OSADA M	Fault



PLAY BY PLAY

比赛回合文字播报

SET 2

Rally	NED - Netherlands				Lead	Score	Lead	JPN - Japan			
	Serve	6	HARMSSEN-ROOSEN K	Serve Hit							
72	Spike	12	TEN THIJE-VOORTMAN	Spike +	5	24-19		T E A M		Fault	
	Serve	6	HARMSSEN-ROOSEN K	Serve Hit							
73	Dig	10	WESTERHOF P	Fault	4	24-20		+	Opp error		
74	Reception	7	BAKKER S	Fault	3	24-21		+	Serve	7 KANEKI E	Aces
									Serve	7 KANEKI E	Serve Hit
75	Spike	5	van der HAAR-KRAMP	Spike +	4	25-21			Dig	2 OSADA M	Fault

SET 3

Rally	NED - Netherlands				Lead	Score	Lead	JPN - Japan			
	Serve	10	WESTERHOF P	Serve Hit							
76			T E A M	Fault		0-1	1	+	Spike	2 OSADA M	Spike
									Serve	1 AWANO S	Serve Hit
77	Dig	6	HARMSSEN-ROOSEN K	Fault		0-2	2	+	Spike	7 KANEKI E	Spike
									Serve	1 AWANO S	Serve Hit
78	Spike	5	van der HAAR-KRAMP	Spike +		1-2	1		Block	6 OMURA S	Fault
79	Serve	4	de VRIES R	Aces +		2-2			T E A M		Fault
80	Serve	4	de VRIES R	Aces +	1	3-2			Block	2 OSADA M	Fault
	Serve	4	de VRIES R	Serve Hit							
81	Spike	5	van der HAAR-KRAMP	Spike +	2	4-2			Dig	1 AWANO S	Fault
	Serve	4	de VRIES R	Serve Hit							
82	Spike	12	TEN THIJE-VOORTMAN	Fault	1	4-3		+	Opp error		
									Serve	2 OSADA M	Serve Hit
83	Dig	1	STINISSEN E	Fault		4-4		+	Spike	8 KANEDA N	Spike
									Serve	2 OSADA M	Serve Hit
84	Dig	4	de VRIES R	Fault		4-5	1	+	Spike	3 OKAHIRA Y	Spike
									Serve	2 OSADA M	Serve Hit
85	Block	6	HARMSSEN-ROOSEN K	Kill Block +		5-5			Dig	7 KANEKI E	Fault
86	Serve	5	van der HAAR-KRAMP	Aces +	1	6-5			Dig	3 OKAHIRA Y	Fault
	Serve	5	van der HAAR-KRAMP	Serve Hit							
87	Dig	5	van der HAAR-KRAMP	Fault		6-6		+	Opp error		
88				Opp error +	1	7-6			Serve	6 OMURA S	Fault
89	Serve	6	HARMSSEN-ROOSEN K	Aces +	2	8-6			Reception	1 AWANO S	Fault
	Serve	6	HARMSSEN-ROOSEN K	Serve Hit							
90				Opp error +	3	9-6			Dig	1 AWANO S	Fault
	Serve	6	HARMSSEN-ROOSEN K	Serve Hit							
91				Opp error +	4	10-6			Spike	3 OKAHIRA Y	Fault
	Serve	6	HARMSSEN-ROOSEN K	Serve Hit							
92	Dig	7	BAKKER S	Fault	3	10-7		+	Spike	3 OKAHIRA Y	Spike
									Serve	7 KANEKI E	Serve Hit
93	Dig	6	HARMSSEN-ROOSEN K	Fault	2	10-8		+	Spike	7 KANEKI E	Spike
									Serve	7 KANEKI E	Serve Hit
94	Spike	10	WESTERHOF P	Fault	1	10-9		+	Opp error		
									Serve	7 KANEKI E	Serve Hit
95				Opp error +	2	11-9			Set	8 KANEDA N	Fault
	Serve	12	TEN THIJE-VOORTMAN	Serve Hit							
96	Spike	1	STINISSEN E	Fault	1	11-10		+	Opp error		
									Serve	8 KANEDA N	Serve Hit
97	Spike	10	WESTERHOF P	Spike +	2	12-10			T E A M		Fault



PLAY BY PLAY

比赛回合文字播报

SET 3

Rally	NED - Netherlands			Lead	Score	Lead	JPN - Japan		
98	Serve	1 STINISSEN E	Serve Hit						
	Dig	12 TEN THIJE-VOORTMAN	Fault	1	12-11		+ Spike	6 OMURA S	Spike
99							Serve	3 OKAHIRA Y	Serve Hit
	Spike	10 WESTERHOF P	Spike +	2	13-11		Block	6 OMURA S	Fault
100	Serve	10 WESTERHOF P	Serve Hit						
	Spike	5 van der HAAR-KRAMP	Spike +	3	14-11			T E A M	Fault
101	Serve	10 WESTERHOF P	Serve Hit						
			Opp error +	4	15-11		Spike	1 AWANO S	Fault
									TIMEOUT
102	Serve	10 WESTERHOF P	Serve Hit						
	Spike	4 de VRIES R	Spike +	5	16-11		Dig	7 KANEKI E	Fault
103	Serve	10 WESTERHOF P	Serve Hit						
			Opp error +	6	17-11		Spike	6 OMURA S	Fault
104	Serve	10 WESTERHOF P	Serve Hit						
	Spike	4 de VRIES R	Fault	5	17-12		+		Opp error
105							Serve	1 AWANO S	Serve Hit
	Spike	6 HARMSSEN-ROOSEN K	Spike +	6	18-12		Block	2 OSADA M	Fault
106	Serve	4 de VRIES R	Serve Hit						
	Dig	10 WESTERHOF P	Fault	5	18-13		+ Spike	6 OMURA S	Spike
107							Serve	2 OSADA M	Serve Hit
	Spike	5 van der HAAR-KRAMP	Spike +	6	19-13		Dig	1 AWANO S	Fault
108	Serve	5 van der HAAR-KRAMP	Aces +	7	20-13		Reception	3 OKAHIRA Y	Fault
									TIMEOUT
109	Serve	5 van der HAAR-KRAMP	Aces +	8	21-13		Reception	3 OKAHIRA Y	Fault
110	Serve	5 van der HAAR-KRAMP	Serve Hit						
		T E A M	Fault	7	21-14		+ Spike	6 OMURA S	Spike
111							Serve	6 OMURA S	Serve Hit
	Spike	12 TEN THIJE-VOORTMAN	Fault	6	21-15		+		Opp error
112							Serve	6 OMURA S	Serve Hit
	Spike	6 HARMSSEN-ROOSEN K	Spike +	7	22-15		Dig	1 AWANO S	Fault
113	Serve	6 HARMSSEN-ROOSEN K	Aces +	8	23-15		Reception	2 OSADA M	Fault
114	Serve	6 HARMSSEN-ROOSEN K	Serve Hit						
	Block	12 TEN THIJE-VOORTMAN	Fault	7	23-16		+ Spike	8 KANEDA N	Spike
115	Reception	7 BAKKER S	Fault	6	23-17		+ Serve	7 KANEKI E	Aces
116							Serve	7 KANEKI E	Serve Hit
			Opp error +	7	24-17		Spike	3 OKAHIRA Y	Fault
117	Sub	12 TEN THIJE-VOORTMAN	Out						
		8 LIST P	In						
117	Serve	8 LIST P	Serve Hit						
	Dig	4 de VRIES R	Fault	6	24-18		+ Spike	8 KANEDA N	Spike
118	Sub	8 LIST P	Out						
		12 TEN THIJE-VOORTMAN	In						
118							Serve	8 KANEDA N	Serve Hit
	Spike	10 WESTERHOF P	Spike +	7	25-18		Dig	6 OMURA S	Fault

Legend:

+ Point scored by team Opp Opponent Sub Substitution



MATCH RESULT

比赛结果表

P2

Match Duration: 1h04m
Spectators: 1,500

NED vs JPN
3 vs 0

Team	Sets	1	2	3	Total
NED	3	25	25	25	75
JPN	0	4	21	18	43
Playing Time		15m	23m	20m	58m

First Referee: CHAVES Ronaldo Tadeu (BRA)

Second Referee: CAMPBELL Joseph (USA)

NED - NETHERLANDS								
No	C/L	Name	1	2	3	4	5	Pts
1		STINISSEN Elvira	6		6			0
3		van MARUM Djoke	3	4				1
4		de VRIES Rika			8	2		3
5		van der HAAR-KRAMP Karin	5	1	3			17
6		HARMSSEN-ROOSEN Karin	4	5	4			9
7	L	BAKKER Sanne	L	L	L			0
8		LIST Paula	2	3	12			9
10	C	WESTERHOF Petra	1	2	1			8
12		TEN THIJE-VOORTMAN Josien		6	5			5
Head Coach:		BESTEBROER John (NED)						
Assistant Coach:		van HEUGTEN Ger (NED)						

JPN - JAPAN								
No	C/L	Name	1	2	3	4	5	Pts
1		AWANO Sachie	2	2	2			2
2		OSADA Mamiko	3	3	3			1
3		OKAHIRA Yukari	1	1	1			4
4		FUJII Junko						0
5	L	SAITO Yoko	L	L	L			0
6		OMURA Shiori	4	4	4			10
7	C	KANEKI Emi	5	5	5			8
8		KANEDA Noriko	6	6	6			5
9		SAKAMOTO Tomoko			2			0
10		TOMIYA Kiyoko						0
11		SAKAMOTO Haruni						0
Head Coach:		MANO Yoshihisa (JPN)						
Assistant Coach:		YAMASHITA Shin (JPN)						

TEAM AND PLAYER PERFORMANCES

Won	Total Atts	No	Name
29	81	Total Team	
12	20	5	van der HAAR-KRAMP Karin
7	19	10	WESTERHOF Petra
5	13	12	TEN THIJE-VOORTMAN Josien
9	34	Total Team	
4	11	6	HARMSSEN-ROOSEN Karin
2	6	5	van der HAAR-KRAMP Karin
2	3	8	LIST Paula
14	74	Total Team	
5	19	8	LIST Paula
3	19	6	HARMSSEN-ROOSEN Karin
3	6	5	van der HAAR-KRAMP Karin
23		Total Team	
75	189	Total Team	
17	32	5	van der HAAR-KRAMP Karin

Scoring Skills
Spike
Block
Serve
Opp Error
Total
Best Scorer

Won	Total Atts	No	Name
22	100	Total Team	
8	25	6	OMURA Shiori
4	25	3	OKAHIRA Yukari
4	16	7	KANEKI Emi
4	34	Total Team	
1	10	6	OMURA Shiori
1	7	8	KANEDA Noriko
1	5	7	KANEKI Emi
4	44	Total Team	
3	14	7	KANEKI Emi
1	7	6	OMURA Shiori
13		Total Team	
43	178	Total Team	
10	42	6	OMURA Shiori

Legend:							
Atts	Attempts	C	Team Captain	L	Libero Player	L	Substitute Libero
n	Starting Line-Up where n=starting position on Court (i.e. positions 1 to 6)						
nn	Substitute where nn=jersey number of out going player						
			Opp	Opponent		Pts	Points scored



MATCH STATISTICS

比赛技术统计

P3

Match Duration: 1h04m
Spectators: 1,500




NED vs JPN
3 vs 0

Team	Sets	1	2	3	Total
NED	3	25	25	25	75
JPN	0	4	21	18	43
Playing Time		15m	23m	20m	58m

First Referee: CHAVES Ronaldo Tadeu (BRA)

Second Referee: CAMPBELL Joseph (USA)

NED - NETHERLANDS

Scoring Spikers	Rk	No	Name	Spikes	Faults	Shots	Total Attempts	Eff %
	1	5	van der HAAR-KRAMP Karin	12	2	6	20	50.00
	2	10	WESTERHOF Petra	7	3	9	19	21.05
	3	12	TEN THIJE-VOORTMAN Josien	5	3	5	13	15.38
	6	HARMSSEN-ROOSEN Karin	2	1	5	8		
	8	LIST Paula	2	-	4	6		
	1	STINISSEN Elvira	-	1	4	5		
	4	de VRIES Rika	1	1	3	5		
	3	van MARUM Djoke	-	2	3	5		
7	BAKKER Sanne	-	-	-	-			
Limit 15.00 %	Team Totals			29	13	39	81	19.75
Scoring Blockers	Rk	No	Name	Kill Blocks	Faults	Rebounds	Total Attempts	Avg by Set
	1	6	HARMSSEN-ROOSEN Karin	4	2	5	11	1.33
	2	5	van der HAAR-KRAMP Karin	2	1	3	6	0.67
	2	8	LIST Paula	2	-	1	3	0.67
	4	10	WESTERHOF Petra	1	-	5	6	0.33
	5	3	van MARUM Djoke	-	2	1	3	0.00
	5	12	TEN THIJE-VOORTMAN Josien	-	2	1	3	0.00
	5	1	STINISSEN Elvira	-	-	2	2	0.00
	4	de VRIES Rika	-	-	-	-		
7	BAKKER Sanne	-	-	-	-			
	Team Totals			9	7	18	34	3.00
Scoring Servers	Rk	No	Name	Aces	Faults	Serve Hits	Total Attempts	Avg by Set
	1	8	LIST Paula	5	1	13	19	1.67
	2	6	HARMSSEN-ROOSEN Karin	3	-	16	19	1.00
	2	5	van der HAAR-KRAMP Karin	3	1	2	6	1.00
	4	4	de VRIES Rika	2	-	3	5	0.67
	5	3	van MARUM Djoke	1	-	3	4	0.33
	6	10	WESTERHOF Petra	-	-	12	12	0.00
	6	12	TEN THIJE-VOORTMAN Josien	-	-	8	8	0.00
	6	1	STINISSEN Elvira	-	-	1	1	0.00
7	BAKKER Sanne	-	-	-	-			
	Team Totals			14	2	58	74	4.67
Team	Opponent Errors & Team Faults			23	3			



MATCH STATISTICS

比赛技术统计

P3

Match Duration: 1h04m
Spectators: 1,500




NED vs JPN
3 vs 0

Team	Sets	1	2	3	Total
NED	3	25	25	25	75
JPN	0	4	21	18	43
Playing Time		15m	23m	20m	58m

First Referee: CHAVES Ronaldo Tadeu (BRA)

Second Referee: CAMPBELL Joseph (USA)

NED - NETHERLANDS

Non-scoring Diggers	Rk	No	Name	Digs	Faults	Receptions	Total Attempts	Avg by Set
	1	6	HARMSSEN-ROOSEN Karin	9	3	3	15	3.00
	1	12	TEN THIJE-VOORTMAN Josien	9	1	2	12	3.00
	3	7	BAKKER Sanne	6	2	7	15	2.00
	3	8	LIST Paula	6	2	3	11	2.00
	5	10	WESTERHOF Petra	5	2	4	11	1.67
	6	1	STINISSEN Elvira	4	1	1	6	1.33
	7	5	van der HAAR-KRAMP Karin	3	1	1	5	1.00
	8	4	de VRIES Rika	2	2	1	5	0.67
	9	3	van MARUM Djoke	-	-	1	1	0.00
Team Totals				44	14	23	81	14.67
Non-scoring Setters	Rk	No	Name	Running Sets	Faults	Still Sets	Total Attempts	Avg by Set
	1	6	HARMSSEN-ROOSEN Karin	4	-	28	32	1.33
	1	10	WESTERHOF Petra	4	-	19	23	1.33
	3	1	STINISSEN Elvira	-	-	1	1	0.00
	3	7	BAKKER Sanne	-	-	1	1	0.00
	3	8	LIST Paula	-	-	1	1	0.00
		3	van MARUM Djoke	-	-	-	-	-
		4	de VRIES Rika	-	-	-	-	-
		5	van der HAAR-KRAMP Karin	-	-	-	-	-
	12	TEN THIJE-VOORTMAN Josien	-	-	-	-	-	
Team Totals				8	-	50	58	2.67
Non-scoring Receivers	Rk	No	Name	Excellents	Faults	Serve Receptions	Total Attempts	Succ %
	1	10	WESTERHOF Petra	8	1	-	9	88.89
	2	7	BAKKER Sanne	9	3	2	14	64.29
		6	HARMSSEN-ROOSEN Karin	3	-	3	6	
		4	de VRIES Rika	2	-	1	3	
		1	STINISSEN Elvira	2	-	-	2	
		8	LIST Paula	1	-	-	1	
		12	TEN THIJE-VOORTMAN Josien	-	-	1	1	
		3	van MARUM Djoke	-	-	-	-	
	5	van der HAAR-KRAMP Karin	-	-	-	-		
Team Totals				25	4	7	36	69.44
Limit	25.00 %							

Legend:	Avg	Eff%	Rk	Succ %
	Average	Efficiency	Rank	Success %



MATCH STATISTICS

比赛技术统计

P3

Match Duration: 1h04m
Spectators: 1,500




NED vs JPN
3 vs 0

Team	Sets	1	2	3	Total
NED	3	25	25	25	75
JPN	0	4	21	18	43
Playing Time		15m	23m	20m	58m

First Referee: CHAVES Ronaldo Tadeu (BRA)

Second Referee: CAMPBELL Joseph (USA)

JPN - JAPAN

Scoring Spikers	Rk	No	Name	Spikes	Faults	Shots	Total Attempts	Eff %		
	1	6	OMURA Shiori	8	4	13	25	16.00		
	2	3	OKAHIRA Yukari	4	3	18	25	4.00		
	3	7	KANEKI Emi	4	7	5	16	0.00		
		8	KANEDA Noriko	4	2	8	14			
		1	AWANO Sachie	1	4	9	14			
		2	OSADA Mamiko	1	1	4	6			
		4	FUJII Junko	-	-	-	-			
		5	SAITO Yoko	-	-	-	-			
		9	SAKAMOTO Tomoko	-	-	-	-			
		10	TOMIYA Kiyoko	-	-	-	-			
		11	SAKAMOTO Haruni	-	-	-	-			
Limit	15.00 %			Team Totals		22	21	57	100	1.00
Scoring Blockers	Rk	No	Name	Kill Blocks	Faults	Rebounds	Total Attempts	Avg by Set		
	1	6	OMURA Shiori	1	4	5	10	0.33		
	1	8	KANEDA Noriko	1	1	5	7	0.33		
	1	7	KANEKI Emi	1	1	3	5	0.33		
	1	1	AWANO Sachie	1	-	3	4	0.33		
	5	2	OSADA Mamiko	-	4	3	7	0.00		
	5	3	OKAHIRA Yukari	-	-	1	1	0.00		
		4	FUJII Junko	-	-	-	-			
		5	SAITO Yoko	-	-	-	-			
		9	SAKAMOTO Tomoko	-	-	-	-			
		10	TOMIYA Kiyoko	-	-	-	-			
		11	SAKAMOTO Haruni	-	-	-	-			
Team Totals				4	10	20	34	1.33		
Scoring Servers	Rk	No	Name	Aces	Faults	Serve Hits	Total Attempts	Avg by Set		
	1	7	KANEKI Emi	3	1	10	14	1.00		
	2	6	OMURA Shiori	1	2	4	7	0.33		
	3	2	OSADA Mamiko	-	-	9	9	0.00		
	3	1	AWANO Sachie	-	-	7	7	0.00		
	3	8	KANEDA Noriko	-	-	3	3	0.00		
	3	3	OKAHIRA Yukari	-	2	1	3	0.00		
	3	9	SAKAMOTO Tomoko	-	-	1	1	0.00		
		4	FUJII Junko	-	-	-	-			
		5	SAITO Yoko	-	-	-	-			
		10	TOMIYA Kiyoko	-	-	-	-			
		11	SAKAMOTO Haruni	-	-	-	-			
Team Totals				4	5	35	44	1.33		
Team	Opponent Errors & Team Faults			13	7					



MATCH STATISTICS

比赛技术统计

P3

Match Duration: 1h04m
Spectators: 1,500




NED vs JPN
3 vs 0

Team	Sets	1	2	3	Total
NED	3	25	25	25	75
JPN	0	4	21	18	43
Playing Time		15m	23m	20m	58m

First Referee: CHAVES Ronaldo Tadeu (BRA)

Second Referee: CAMPBELL Joseph (USA)

JPN - JAPAN

Non-scoring Diggers	Rk	No	Name	Digs	Faults	Receptions	Total Attempts	Avg by Set
	1	2	OSADA Mamiko	10	6	1	17	3.33
	2	1	AWANO Sachie	9	7	1	17	3.00
	3	6	OMURA Shiori	8	1	1	10	2.67
	4	3	OKAHIRA Yukari	7	2	2	11	2.33
	4	5	SAITO Yoko	7	1	1	9	2.33
	6	7	KANEKI Emi	6	2	-	8	2.00
	7	8	KANEDA Noriko	1	1	1	3	0.33
		4	FUJII Junko	-	-	-	-	
		9	SAKAMOTO Tomoko	-	-	-	-	
		10	TOMIYA Kiyoko	-	-	-	-	
		11	SAKAMOTO Haruni	-	-	-	-	
Team Totals				48	20	7	75	16.00
Non-scoring Setters	Rk	No	Name	Running Sets	Faults	Still Sets	Total Attempts	Avg by Set
	1	7	KANEKI Emi	2	-	18	20	0.67
	2	2	OSADA Mamiko	1	-	23	24	0.33
	2	3	OKAHIRA Yukari	1	-	14	15	0.33
	2	1	AWANO Sachie	1	1	8	10	0.33
	5	6	OMURA Shiori	-	-	9	9	0.00
	5	8	KANEDA Noriko	-	1	4	5	0.00
	5	5	SAITO Yoko	-	-	2	2	0.00
		4	FUJII Junko	-	-	-	-	
		9	SAKAMOTO Tomoko	-	-	-	-	
		10	TOMIYA Kiyoko	-	-	-	-	
		11	SAKAMOTO Haruni	-	-	-	-	
Team Totals				5	2	78	85	1.67
Non-scoring Receivers	Rk	No	Name	Excellents	Faults	Serve Receptions	Total Attempts	Succ %
		1	AWANO Sachie	13	2	-	15	
		5	SAITO Yoko	12	3	-	15	
		3	OKAHIRA Yukari	8	3	3	14	
		2	OSADA Mamiko	10	1	1	12	
		6	OMURA Shiori	6	-	-	6	
		7	KANEKI Emi	1	1	-	2	
		4	FUJII Junko	-	-	-	-	
		8	KANEDA Noriko	-	-	-	-	
		9	SAKAMOTO Tomoko	-	-	-	-	
		10	TOMIYA Kiyoko	-	-	-	-	
		11	SAKAMOTO Haruni	-	-	-	-	
Limit								
25.00 %	Team Totals			50	10	4	64	78.13

Legend:	Avg	Eff%	Rk	Succ %
Average	Efficiency	Rank	Success %	



START LIST

参赛名单

SLO vs JPN

P1

First Referee: UVAROV Oleg (RUS)

Second Referee: AN Qi (CHN)

SLO - SLOVENIA Uniform Colour: WHITE

No	C/L	Name	Sport Class	Date of Birth	Tournament Totals				
					Spike	Block	Serve	Total	%
1	C	URNAUT Anita	MD	26 NOV 1964	0	0	0	0	0.00
2	L	GRADISEK Emilie	D	25 JUL 1939	0	0	0	0	0.00
3		KOVACIC Boza	D	3 OCT 1952	0	0	0	0	0.00
4		JAKIN Bogomira	D	22 OCT 1957	0	0	0	0	0.00
5		CENCELJ Marinka	D	22 JAN 1964	0	0	0	0	0.00
6		OCEPEK Suzana	D	24 NOV 1985	0	0	0	0	0.00
7		SART Alenka	MD	31 MAY 1968	0	0	0	0	0.00
8		GOSNAK Danica	D	14 FEB 1962	0	0	0	0	0.00
9		TOMIC Stefaka	D	12 DEC 1961	0	0	0	0	0.00
10		KOTNIK Sasa	D	16 SEP 1980	0	0	0	0	0.00
14		JUSTIN Ana	D	28 MAY 1987	0	0	0	0	0.00

Head Coach: URNAUT Adolf (SLO) Assistant: OZMEC Peter (SLO)

JPN - JAPAN Uniform Colour: RED

No	C/L	Name	Sport Class	Date of Birth	Tournament Totals				
					Spike	Block	Serve	Total	%
1		AWANO Sachie	D	13 SEP 1988	1	1	0	2	6.67
2		OSADA Mamiko	D	23 JUL 1967	1	0	0	1	3.33
3		OKAHIRA Yukari	D	9 MAR 1968	4	0	0	4	13.33
4		FUJII Junko	D	3 APR 1966	0	0	0	0	0.00
5	L	SAITO Yoko	D	21 SEP 1972	0	0	0	0	0.00
6		OMURA Shiori	MD	5 NOV 1985	8	1	1	10	33.33
7	C	KANEKI Emi	D	6 MAR 1982	4	1	3	8	26.67
8		KANEDA Noriko	D	21 FEB 1964	4	1	0	5	16.67
9		SAKAMOTO Tomoko	D	27 JAN 1967	0	0	0	0	0.00
10		TOMIYA Kiyoko	D	8 NOV 1966	0	0	0	0	0.00
11		SAKAMOTO Haruni	D	15 JUN 1967	0	0	0	0	0.00

Head Coach: MANO Yoshihisa (JPN) Assistant: YAMASHITA Shin (JPN)

Results in these
Olympic Games

Phase	Opponent	Sets	Points per Set
Preliminary-Pool A	NED	0 - 3	4-25, 21-25, 18-25

Legend:	%	Percent of total team scoring	C	Team Captain	L	Libero Player
---------	---	-------------------------------	---	--------------	---	---------------



PLAY BY PLAY

比赛回合文字播报

Match Duration: 1h42m
Spectators: 1,500

SLO vs JPN
3 vs 1

Team	Sets	1	2	3	4	Total
SLO	3	25	21	25	25	96
JPN	1	19	25	19	9	72
Playing Time		23m	26m	25m	19m	1h33m

First Referee: UVAROV Oleg (RUS)

Second Referee: AN Qi (CHN)

SET 1

Rally	SLO - Slovenia			Lead	Score	Lead	JPN - Japan		
1			Opp error +	1	1-0		Serve	3 OKAHIRA Y	Fault
2	Serve	8 GOSNAK D	Serve Hit				Dig	6 OMURA S	Fault
3	Serve	8 GOSNAK D	Aces +	3	3-0		Reception	5 SAITO Y	Fault
4	Serve	8 GOSNAK D	Serve Hit				Spike	6 OMURA S	Fault
5	Block	1 URNAUT A	Fault	3	4-1	+ Spike	6 OMURA S	Spike	
6	Spike	1 URNAUT A	Spike +	4	5-1		Serve	1 AWANO S	Serve Hit
7	Block	9 TOMIC S	Fault	3	5-2	+ Block	6 OMURA S	Kill Block	
8	Spike	10 KOTNIK S	Spike +	4	6-2		Serve	2 OSADA M T E A M	Serve Hit Fault
9	Spike	4 JAKIN B	Spike +	5	7-2		Dig	3 OKAHIRA Y	Fault
10	Serve	1 URNAUT A	Aces +	6	8-2		Reception	2 OSADA M	Fault
11	Spike	9 TOMIC S	Fault	5	8-3	+			Opp error
12	Reception	8 GOSNAK D	Fault	4	8-4	+ Serve	6 OMURA S	Aces	
13	Spike	10 KOTNIK S	Spike +	5	9-4		Serve	6 OMURA S	Serve Hit
14	Serve	9 TOMIC S	Serve Hit				Block	8 KANEDA N	Fault
15	Serve	9 TOMIC S	Serve Hit				Dig	8 KANEDA N	Fault
16	Spike	10 KOTNIK S	Spike +	8	12-4		Set	7 KANEKI E	Fault
17	Serve	9 TOMIC S	Serve Hit				Dig	8 KANEDA N	Fault
18	Block	10 KOTNIK S	Fault	7	12-5	+ Spike	8 KANEDA N	Spike	
19			Opp error +	8	13-5		Serve	7 KANEKI E	Serve Hit
20	Serve	10 KOTNIK S	Aces +	9	14-5		Spike	1 AWANO S	Fault
21	Serve	10 KOTNIK S	Serve Hit				Reception	7 KANEKI E	Fault
22	Spike	8 GOSNAK D	Spike +	10	15-5			T E A M	Fault
23	Serve	10 KOTNIK S	Serve Hit				Block	1 AWANO S	Fault
24	Spike	10 KOTNIK S	Spike +	11	16-5				
25	Serve	10 KOTNIK S	Serve Hit				+ Block	3 OKAHIRA Y	Kill Block
26	Spike	1 URNAUT A	Fault	10	16-6				



PLAY BY PLAY

比赛回合文字播报

SET 1

Rally	SLO - Slovenia				Lead	Score	Lead	JPN - Japan		
								Serve	8 KANEDA N	Serve Hit
23	Spike	10 KOTNIK S	Spike +	11	17-6			Block	1 AWANO S	Fault
24	Serve	6 OCEPEK S	Aces +	12	18-6			Reception	3 OKAHIRA Y	Fault
	Serve	6 OCEPEK S	Serve Hit							
25	Block	1 URNAUT A	Fault	11	18-7		+ Spike	3 OKAHIRA Y		Spike
26	Reception	6 OCEPEK S	Fault	10	18-8		+ Serve	3 OKAHIRA Y		Aces
								Serve	3 OKAHIRA Y	Serve Hit
27	Spike	4 JAKIN B	Fault	9	18-9		+			Opp error
								Serve	3 OKAHIRA Y	Serve Hit
28	Spike	1 URNAUT A	Spike +	10	19-9				T E A M	Fault
	Serve	8 GOSNAK D	Serve Hit							
29	Spike	4 JAKIN B	Fault	9	19-10		+			Opp error
								Sub	1 AWANO S	Out
									9 SAKAMOTO T	In
								Serve	9 SAKAMOTO T	Serve Hit
30	Block	1 URNAUT A	Fault	8	19-11		+ Spike	6 OMURA S		Spike
								Serve	9 SAKAMOTO T	Serve Hit
31	Spike	1 URNAUT A	Fault	7	19-12		+			Opp error
								Serve	9 SAKAMOTO T	Serve Hit
32	Spike	1 URNAUT A	Spike +	8	20-12			Dig	9 SAKAMOTO T	Fault
	Sub	1 URNAUT A	Out							
		5 CENCELJ M	In							
	Sub	4 JAKIN B	Out							
		7 SART A	In							
	Serve	7 SART A	Serve Hit							
33	Block	9 TOMIC S	Fault	7	20-13		+ Spike	6 OMURA S		Spike
								Serve	2 OSADA M	Serve Hit
34	Dig	8 GOSNAK D	Fault	6	20-14		+ Spike	6 OMURA S		Spike
	Sub	7 SART A	Out							
		4 JAKIN B	In							
	Sub	5 CENCELJ M	Out							
		1 URNAUT A	In							
								Serve	2 OSADA M	Serve Hit
35	Spike	10 KOTNIK S	Spike +	7	21-14			Block	6 OMURA S	Fault
	Serve	1 URNAUT A	Serve Hit							
36			Opp error +	8	22-14			Spike	3 OKAHIRA Y	Fault
	Serve	1 URNAUT A	Serve Hit							
37	Spike	1 URNAUT A	Spike +	9	23-14			Block	7 KANEKI E	Fault
38	Serve	1 URNAUT A	Fault	8	23-15		+			Opp error
								Serve	6 OMURA S	Serve Hit
39	Spike	6 OCEPEK S	Fault	7	23-16		+			Opp error
								Serve	6 OMURA S	Serve Hit
40	Block	9 TOMIC S	Kill Block +	8	24-16			Spike	3 OKAHIRA Y	Fault
	Serve	9 TOMIC S	Serve Hit							
41	Block	6 OCEPEK S	Fault	7	24-17		+			Opp error
								Serve	7 KANEKI E	Serve Hit
42	Block	10 KOTNIK S	Fault	6	24-18		+ Spike	9 SAKAMOTO T		Spike



PLAY BY PLAY

比赛回合文字播报

SET 1

Rally	SLO - Slovenia			Lead	Score	Lead	JPN - Japan		
	TIMEOUT								
43	T E A M	Fault		5	24-19		+	Serve 7 KANEKI E	Serve Hit Opp error
44	Spike 1 URNAUT A	Spike +		6	25-19			Serve 7 KANEKI E Dig 6 OMURA S	Serve Hit Fault

SET 2

Rally	SLO - Slovenia			Lead	Score	Lead	JPN - Japan		
45	Serve 6 OCEPEK S Spike 1 URNAUT A	Serve Hit Fault			0-1	1	+		Opp error
46	Spike 1 URNAUT A	Spike +			1-1			Serve 1 AWANO S T E A M	Serve Hit Fault
47	Serve 8 GOSNAK D Block 1 URNAUT A	Serve Hit Fault			1-2	1	+	Block 6 OMURA S	Kill Block
48	Spike 1 URNAUT A	Spike +			2-2			Serve 2 OSADA M Dig 7 KANEKI E	Serve Hit Fault
49	Serve 4 JAKIN B Dig 6 OCEPEK S	Serve Hit Fault			2-3	1	+	Spike 7 KANEKI E	Spike
50	Block 10 KOTNIK S	Kill Block +			3-3			Serve 6 OMURA S Block 7 KANEKI E	Serve Hit Fault
51	Serve 1 URNAUT A	Fault			3-4	1	+		Opp error
52	Spike 8 GOSNAK D	Fault			3-5	2	+		Opp error
53		Opp error +			4-5	1		Serve 7 KANEKI E	Fault
54	Serve 9 TOMIC S Block 6 OCEPEK S	Serve Hit Fault			4-6	2	+	Spike 1 AWANO S	Spike
55	Spike 1 URNAUT A	Spike +			5-6	1		Serve 8 KANEDA N T E A M	Serve Hit Fault
56	Serve 10 KOTNIK S	Fault			5-7	2	+		Opp error
57	Block 8 GOSNAK D	Fault			5-8	3	+	Serve 3 OKAHIRA Y Block 2 OSADA M	Serve Hit Kill Block
58		Opp error +			6-8	2		Serve 3 OKAHIRA Y Set 2 OSADA M	Serve Hit Fault
59	Serve 6 OCEPEK S Block 4 JAKIN B	Serve Hit Fault			6-9	3	+	Spike 6 OMURA S	Spike
60	Spike 1 URNAUT A	Fault			6-10	4	+	Serve 1 AWANO S Block 6 OMURA S	Serve Hit Kill Block
	TIMEOUT								
61	Spike 1 URNAUT A	Spike +			7-10	3		Serve 1 AWANO S Dig 1 AWANO S	Serve Hit Fault
62	Serve 8 GOSNAK D Block 9 TOMIC S	Serve Hit Kill Block +			8-10	2		Set 2 OSADA M	Fault
63	Serve 8 GOSNAK D Spike 9 TOMIC S	Serve Hit Spike +			9-10	1		Dig 7 KANEKI E	Fault
64	Serve 8 GOSNAK D Spike 1 URNAUT A	Serve Hit Spike +			10-10			T E A M	Fault
65	Serve 8 GOSNAK D Block 1 URNAUT A	Serve Hit Fault			10-11	1	+		Opp error



PLAY BY PLAY

比赛回合文字播报

SET 2

Rally	SLO - Slovenia			Lead	Score	Lead	JPN - Japan			
66	Spike	1 URNAUT A	Fault		10-12	2	+	Serve	2 OSADA M	Serve Hit Opp error
67	Dig	10 KOTNIK S	Fault		10-13	3	+	Serve	2 OSADA M	Serve Hit
68	Dig	10 KOTNIK S	Fault		10-14	4	+	Spike	6 OMURA S	Spike
	Sub	1 URNAUT A	Out					Serve	2 OSADA M	Serve Hit
		7 SART A	In					Spike	6 OMURA S	Spike
69	Spike	6 OCEPEK S	Fault		10-15	5	+	Serve	2 OSADA M	Serve Hit Opp error
70	Reception	6 OCEPEK S	Fault		10-16	6	+	Serve	2 OSADA M	Aces
71	Reception	6 OCEPEK S	Fault		10-17	7	+	Serve	2 OSADA M	Aces
	Sub	7 SART A	Out							
		1 URNAUT A	In							
72			Opp error	+	11-17	6		Serve	2 OSADA M	Serve Hit
								Spike	8 KANEDA N	Fault
73	Serve	4 JAKIN B	Serve Hit							
	Spike	9 TOMIC S	Spike	+	12-17	5		Dig	1 AWANO S	Fault
74	Serve	4 JAKIN B	Serve Hit							
	Block	10 KOTNIK S	Kill Block	+	13-17	4		Spike	6 OMURA S	Fault
75	Serve	4 JAKIN B	Serve Hit							
	Spike	1 URNAUT A	Spike	+	14-17	3			T E A M	Fault
76	Serve	4 JAKIN B	Serve Hit							
	Block	1 URNAUT A	Fault		14-18	4	+	Spike	8 KANEDA N	Spike
77	Spike	1 URNAUT A	Spike	+	15-18	3		Serve	6 OMURA S	Serve Hit
								Dig	2 OSADA M	Fault
78	Serve	1 URNAUT A	Serve Hit							
	Spike	6 OCEPEK S	Fault		15-19	4	+			Opp error
79	Spike	8 GOSNAK D	Spike	+	16-19	3		Serve	7 KANEKI E	Serve Hit
								Dig	2 OSADA M	Fault
80	Serve	9 TOMIC S	Serve Hit							
	Spike	10 KOTNIK S	Spike	+	17-19	2			T E A M	Fault
81	Serve	9 TOMIC S	Serve Hit							
	Dig	1 URNAUT A	Fault		17-20	3	+	Spike	1 AWANO S	Spike
82	Dig	9 TOMIC S	Fault		17-21	4	+	Serve	8 KANEDA N	Serve Hit
								Spike	6 OMURA S	Spike
83	Spike	8 GOSNAK D	Fault		17-22	5	+	Serve	8 KANEDA N	Serve Hit
										Opp error
84	Block	6 OCEPEK S	Fault		17-23	6	+	Serve	8 KANEDA N	Serve Hit
										Opp error
	Sub	6 OCEPEK S	Out							
		3 KOVACIC B	In							
85	Spike	1 URNAUT A	Fault		17-24	7	+	Serve	8 KANEDA N	Serve Hit
										Opp error
	Sub	3 KOVACIC B	Out							
		6 OCEPEK S	In							
86	Spike	1 URNAUT A	Spike	+	18-24	6		Serve	8 KANEDA N	Serve Hit
								Dig	7 KANEKI E	Fault



PLAY BY PLAY

比赛回合文字播报

SET 2

Rally	SLO - Slovenia			Lead	Score	Lead	JPN - Japan		
87	Serve	10 KOTNIK S	Serve Hit				Serve	3 OKAHIRA Y	Serve Hit
			Opp error +		19-24	5	Spike	3 OKAHIRA Y	Fault
88	Serve	10 KOTNIK S	Aces +		20-24	4	Reception	5 SAITO Y	Fault
							TIMEOUT		
89	Serve	10 KOTNIK S	Serve Hit				Serve	3 OKAHIRA Y	Serve Hit
	Spike	1 URNAUT A	Spike +		21-24	3	Block	1 AWANO S	Fault
90	Serve	10 KOTNIK S	Serve Hit				Serve	3 OKAHIRA Y	Serve Hit
	Dig	1 URNAUT A	Fault		21-25	4	+ Spike	6 OMURA S	Spike

SET 3

Rally	SLO - Slovenia			Lead	Score	Lead	JPN - Japan		
91	Dig	8 GOSNAK D	Fault		0-1	1	+ Spike	3 OKAHIRA Y	Serve Hit
92	Reception	6 OCEPEK S	Fault		0-2	2	+ Serve	6 OMURA S	Spike
93		T E A M	Fault		0-3	3	+ Spike	3 OKAHIRA Y	Serve Hit
94			Opp error +		1-3	2	+ Spike	6 OMURA S	Spike
95	Serve	6 OCEPEK S	Serve Hit				Serve	3 OKAHIRA Y	Serve Hit
	Dig	1 URNAUT A	Fault		1-4	3	+ Spike	6 OMURA S	Spike
96	Spike	1 URNAUT A	Spike +		2-4	2	Block	1 AWANO S	Serve Hit
97	Serve	8 GOSNAK D	Serve Hit				Block	6 OMURA S	Fault
	Block	1 URNAUT A	Kill Block +		3-4	1	Dig	5 SAITO Y	Fault
98	Serve	8 GOSNAK D	Serve Hit				Dig	5 SAITO Y	Fault
			Opp error +		4-4		Set	2 OSADA M	Fault
99	Serve	8 GOSNAK D	Serve Hit				Set	2 OSADA M	Fault
	Dig	6 OCEPEK S	Fault		4-5	1	+ Spike	6 OMURA S	Spike
100	Spike	1 URNAUT A	Spike +		5-5		Serve	2 OSADA M	Serve Hit
							Dig	1 AWANO S	Fault
101	Serve	4 JAKIN B	Serve Hit				Dig	1 AWANO S	Fault
			Opp error +	1	6-5		Spike	6 OMURA S	Fault
102	Serve	4 JAKIN B	Serve Hit				Spike	6 OMURA S	Fault
	Block	1 URNAUT A	Kill Block +	2	7-5		Spike	7 KANEKI E	Fault
103	Serve	4 JAKIN B	Serve Hit				Spike	7 KANEKI E	Fault
	Spike	10 KOTNIK S	Spike +	3	8-5		Dig	8 KANEDA N	Fault
104	Serve	4 JAKIN B	Serve Hit				Dig	8 KANEDA N	Fault
	Spike	1 URNAUT A	Spike +	4	9-5		Dig	2 OSADA M	Fault
105	Serve	4 JAKIN B	Serve Hit				Dig	2 OSADA M	Fault
			Opp error +	5	10-5		Block	7 KANEKI E	Fault
106	Serve	4 JAKIN B	Serve Hit				Block	7 KANEKI E	Fault
	Spike	9 TOMIC S	Spike +	6	11-5		Dig	2 OSADA M	Fault
							TIMEOUT		
107	Serve	4 JAKIN B	Serve Hit				Dig	2 OSADA M	Fault
	Block	1 URNAUT A	Kill Block +	7	12-5		Dig	8 KANEDA N	Fault
108	Serve	4 JAKIN B	Serve Hit				Dig	8 KANEDA N	Fault
	Block	1 URNAUT A	Kill Block +	8	13-5		Spike	8 KANEDA N	Fault
109	Serve	4 JAKIN B	Serve Hit				Spike	8 KANEDA N	Fault
			Opp error +	9	14-5		Set	7 KANEKI E	Fault



PLAY BY PLAY

比赛回合文字播报

SET 3

Rally	SLO - Slovenia			Lead	Score	Lead	JPN - Japan		
110	Serve	4 JAKIN B	Serve Hit						
	Spike	1 URNAUT A	Fault	8	14-6		+ Block	7 KANEKI E	Kill Block
111	Block	1 URNAUT A	Kill Block +	9	15-6		Serve	6 OMURA S	Serve Hit
							Spike	3 OKAHIRA Y	Fault
112	Serve	1 URNAUT A	Serve Hit						
	Block	10 KOTNIK S	Fault	8	15-7		+ Spike	8 KANEDA N	Spike
113	Spike	1 URNAUT A	Fault	7	15-8				
							Serve	7 KANEKI E	Serve Hit
114	Set	10 KOTNIK S	Fault	6	15-9		+ Spike	8 KANEDA N	Spike
							Serve	7 KANEKI E	Serve Hit
115	Spike	1 URNAUT A	Spike +	7	16-9		Dig	7 KANEKI E	Fault
	Serve	9 TOMIC S	Serve Hit						
116	Spike	8 GOSNAK D	Fault	6	16-10		+ Block	8 KANEDA N	Kill Block
							Serve	8 KANEDA N	Serve Hit
117	Spike	1 URNAUT A	Fault	5	16-11				Opp error
							Serve	8 KANEDA N	Serve Hit
118	Spike	1 URNAUT A	Spike +	6	17-11		Dig	6 OMURA S	Fault
119	Serve	10 KOTNIK S	Aces +	7	18-11		Reception	5 SAITO Y	Fault
	Serve	10 KOTNIK S	Serve Hit						
120	Spike	1 URNAUT A	Spike +	8	19-11		Dig	6 OMURA S	Fault
	Serve	10 KOTNIK S	Serve Hit						
121	Spike	1 URNAUT A	Spike +	9	20-11		Dig	7 KANEKI E	Fault
							TIMEOUT		
	Serve	10 KOTNIK S	Serve Hit						
122	Spike	1 URNAUT A	Fault	8	20-12				Opp error
							Serve	3 OKAHIRA Y	Serve Hit
123	Dig	6 OCEPEK S	Fault	7	20-13		+ Spike	6 OMURA S	Spike
							TIMEOUT		
							Serve	3 OKAHIRA Y	Serve Hit
124	Dig	10 KOTNIK S	Fault	6	20-14		+ Spike	6 OMURA S	Spike
							Serve	3 OKAHIRA Y	Serve Hit
125	Block	6 OCEPEK S	Kill Block +	7	21-14		Spike	6 OMURA S	Fault
	Sub	1 URNAUT A	Out						
		5 CENCELJ M	In						
	Sub	6 OCEPEK S	Out						
		7 SART A	In						
126	Serve	7 SART A	Aces +	8	22-14		Reception	3 OKAHIRA Y	Fault
	Serve	7 SART A	Serve Hit						
127	Block	5 CENCELJ M	Fault	7	22-15		+ Spike	1 AWANO S	Spike
	Sub	7 SART A	Out						
		6 OCEPEK S	In						
	Sub	5 CENCELJ M	Out						
		1 URNAUT A	In						
							Serve	1 AWANO S	Serve Hit
128	Spike	6 OCEPEK S	Spike +	8	23-15		Dig	5 SAITO Y	Fault
	Serve	8 GOSNAK D	Serve Hit						
129			Opp error +	9	24-15		Spike	6 OMURA S	Fault



PLAY BY PLAY

比赛回合文字播报

SET 3

Rally	SLO - Slovenia			Lead	Score	Lead	JPN - Japan		
130	Serve	8 GOSNAK D T E A M	Serve Hit Fault		8 24-16		+ Spike	2 OSADA M	Spike
131	Spike	1 URNAUT A	Fault		7 24-17		+ Serve	2 OSADA M	Serve Hit Opp error
132	Spike	10 KOTNIK S	Fault		6 24-18		+ Serve	2 OSADA M	Serve Hit Opp error
	TIMEOUT								
133	Spike	10 KOTNIK S	Fault		5 24-19		+ Block	2 OSADA M 6 OMURA S	Serve Hit Kill Block
	Sub	9 TOMIC S 3 KOVACIC B	Out In						
134	Block	1 URNAUT A	Kill Block	+	6 25-19		Serve Spike	2 OSADA M 6 OMURA S	Serve Hit Fault

SET 4

Rally	SLO - Slovenia			Lead	Score	Lead	JPN - Japan		
135	Serve	10 KOTNIK S	Serve Hit		0-1	1	+		Opp error
	Spike	1 URNAUT A	Fault						
136	Spike	4 JAKIN B	Spike	+	1-1			Serve	1 AWANO S T E A M
137	Serve	6 OCEPEK S	Aces	+	1 2-1			Reception	1 AWANO S
138	Serve	6 OCEPEK S	Serve Hit						
	Spike	1 URNAUT A	Spike	+	2 3-1			Dig	1 AWANO S
139	Serve	6 OCEPEK S	Serve Hit						
	Block	4 JAKIN B	Kill Block	+	3 4-1			Spike	6 OMURA S
140	Serve	6 OCEPEK S	Serve Hit						
	Dig	1 URNAUT A	Fault		2 4-2		+	Spike	7 KANEKI E
141	Spike	1 URNAUT A	Spike	+	3 5-2			Serve	2 OSADA M
142	Serve	8 GOSNAK D	Aces	+	4 6-2			Dig	2 OSADA M
143	Serve	8 GOSNAK D	Aces	+	5 7-2			Block	8 KANEDA N
144	Serve	8 GOSNAK D	Serve Hit						
	Spike	10 KOTNIK S	Fault		4 7-3		+		Opp error
145	Block	1 URNAUT A	Kill Block	+	5 8-3			Serve	6 OMURA S
								Spike	3 OKAHIRA Y
146	Serve	4 JAKIN B	Fault		4 8-4		+		Opp error
147	Spike	10 KOTNIK S	Spike	+	5 9-4			Serve	7 KANEKI E
								Block	8 KANEDA N
148	Serve	1 URNAUT A	Serve Hit						
	Dig	1 URNAUT A	Fault		4 9-5		+	Spike	1 AWANO S
149	Spike	1 URNAUT A	Spike	+	5 10-5			Serve	8 KANEDA N
								Dig	7 KANEKI E
150	Serve	9 TOMIC S T E A M	Serve Hit Fault		4 10-6		+	Block	1 AWANO S
151	Block	8 GOSNAK D	Kill Block	+	5 11-6			Serve	3 OKAHIRA Y
152	Serve	10 KOTNIK S	Serve Hit						
	Block	8 GOSNAK D	Kill Block	+	6 12-6			Dig	2 OSADA M
153	Serve	10 KOTNIK S	Fault		5 12-7		+		Opp error
154			Opp error	+	6 13-7			Serve	1 AWANO S



PLAY BY PLAY

比赛回合文字播报

SET 4

Rally	SLO - Slovenia			Lead	Score	Lead	JPN - Japan		
155	Serve	6 OCEPEK S	Serve Hit						
	Dig	6 OCEPEK S	Fault	5	13-8		+ Spike	6 OMURA S	Spike
156							Serve	2 OSADA M	Serve Hit
	Spike	8 GOSNAK D	Spike +	6	14-8		Dig	8 KANEDA N	Fault
157	Serve	8 GOSNAK D	Serve Hit						
	Spike	4 JAKIN B	Spike +	7	15-8		Dig	2 OSADA M	Fault
158	Serve	8 GOSNAK D	Aces +	8	16-8		Reception	1 AWANO S	Fault
159	Serve	8 GOSNAK D	Serve Hit						
	Block	1 URNAUT A	Kill Block +	9	17-8		Dig	8 KANEDA N	Fault
							TIMEOUT		
160	Serve	8 GOSNAK D	Aces +	10	18-8		Reception	2 OSADA M	Fault
161	Serve	8 GOSNAK D	Serve Hit						
	Spike	1 URNAUT A	Spike +	11	19-8		Dig	2 OSADA M	Fault
							TIMEOUT		
162	Serve	8 GOSNAK D	Serve Hit						
	Block	1 URNAUT A	Kill Block +	12	20-8		T E A M		
163	Serve	8 GOSNAK D	Serve Hit						
			Opp error +	13	21-8		Spike	3 OKAHIRA Y	Fault
164	Serve	8 GOSNAK D	Serve Hit						
	Spike	1 URNAUT A	Spike +	14	22-8		Dig	3 OKAHIRA Y	Fault
165	Serve	8 GOSNAK D	Aces +	15	23-8		Reception	2 OSADA M	Fault
166	Serve	8 GOSNAK D	Fault	14	23-9				
									Opp error
	Sub	8 GOSNAK D	Out						
		5 CENCELJ M	In						
167	Serve	6 OMURA S	Serve Hit						
	Spike	1 URNAUT A	Spike +	15	24-9		Block	3 OKAHIRA Y	Fault
	Sub	1 URNAUT A	Out						
		3 KOVACIC B	In						
	Sub	4 JAKIN B	Out						
		7 SART A	In						
168	Serve	7 SART A	Serve Hit						
			Opp error +	16	25-9		Spike	8 KANEDA N	Fault

Legend:

+ Point scored by team Opp Opponent Sub Substitution



MATCH RESULT

比赛结果表

P2

Match Duration: 1h42m
Spectators: 1,500

SLO vs JPN
3 vs 1

Team	Sets	1	2	3	4	Total
SLO	3	25	21	25	25	96
JPN	1	19	25	19	9	72
Playing Time		23m	26m	25m	19m	1h33m

First Referee: UVAROV Oleg (RUS)

Second Referee: AN Qi (CHN)

SLO - SLOVENIA								
No	C/L	Name	1	2	3	4	5	Pts
1	C	URNAUT Anita	4	4	5	5		37
2	L	GRADISEK Emilie	L	L	L	L		0
3		KOVACIC Boza		6	9	1		0
4		JAKIN Bogomira	3	3	4	4		4
5		CENCELJ Marinka	1		1	8		0
6		OCEPEK Suzana	1	1	2	2		4
7		SART Alenka	4	1	6	4		1
8		GOSNAK Danica	2	2	3	3		11
9		TOMIC Stefaka	5	5	6	6		5
10		KOTNIK Sasa	6	6	1	1		14
14		JUSTIN Ana						0
Head Coach:		URNAUT Adolf (SLO)						
Assistant Coach:		OZMEC Peter (SLO)						

JPN - JAPAN								
No	C/L	Name	1	2	3	4	5	Pts
1		AWANO Sachie	2	2	2	2		5
2		OSADA Mamiko	3	3	3	3		4
3		OKAHIRA Yukari	1	1	1	1		4
4		FUJII Junko						0
5	L	SAITO Yoko	L	L	L	L		0
6		OMURA Shiori	4	4	4	4		21
7	C	KANEKI Emi	5	5	5	5		3
8		KANEDA Noriko	6	6	6	6		5
9		SAKAMOTO Tomoko	1					1
10		TOMIYA Kiyoko						0
11		SAKAMOTO Haruni						0
Head Coach:		MANO Yoshihisa (JPN)						
Assistant Coach:		YAMASHITA Shin (JPN)						

TEAM AND PLAYER PERFORMANCES

Won	Total Atts	No	Name
46	137	Total Team	
27	64	1	URNAUT Anita
9	27	10	KOTNIK Sasa
3	15	9	TOMIC Stefaka
17	76	Total Team	
9	26	1	URNAUT Anita
2	13	9	TOMIC Stefaka
2	11	10	KOTNIK Sasa
13	95	Total Team	
6	28	8	GOSNAK Danica
3	16	10	KOTNIK Sasa
2	10	6	OCEPEK Suzana
20		Total Team	
96	308	Total Team	
37	100	1	URNAUT Anita

Scoring Skills
Spike
Block
Serve
Opp Error
Total
Best Scorer

Won	Total Atts	No	Name
29	136	Total Team	
16	57	6	OMURA Shiori
4	26	8	KANEDA Noriko
4	15	1	AWANO Sachie
9	40	Total Team	
4	12	6	OMURA Shiori
1	10	7	KANEKI Emi
1	7	8	KANEDA Noriko
5	73	Total Team	
2	18	2	OSADA Mamiko
2	14	3	OKAHIRA Yukari
1	9	6	OMURA Shiori
29		Total Team	
72	249	Total Team	
21	78	6	OMURA Shiori

Legend:			
Atts	Attempts	C	Team Captain
L	Libero Player	L	Libero Player
nn	Substitute where nn=jersey number of out going player	Opp	Opponent
nn	Starting Line-Up where n=starting position on Court (i.e. positions 1 to 6)	Pts	Points scored
nn	Substitute where nn=jersey number of out going player		



MATCH STATISTICS

比赛技术统计

P3

Match Duration: 1h42m
Spectators: 1,500




SLO vs JPN
3 vs 1

Team	Sets	1	2	3	4	Total
SLO	3	25	21	25	25	96
JPN	1	19	25	19	9	72
Playing Time		23m	26m	25m	19m	1h33m

First Referee: UVAROV Oleg (RUS)

Second Referee: AN Qi (CHN)

SLO - SLOVENIA

Scoring Spikers	Rk	No	Name	Spikes	Faults	Shots	Total Attempts	Eff %	
	1	1	URNAUT Anita	27	12	25	64	23.44	
	2	10	KOTNIK Sasa	9	3	15	27	22.22	
		9	TOMIC Stefaka	3	1	11	15		
		8	GOSNAK Danica	3	3	9	15		
		4	JAKIN Bogomira	3	2	3	8		
		6	OCEPEK Suzana	1	3	3	7		
		7	SART Alenka	-	-	1	1		
		2	GRADISEK Emilie	-	-	-	-		
		3	KOVACIC Boza	-	-	-	-		
		5	CENCELJ Marinka	-	-	-	-		
		14	JUSTIN Ana	-	-	-	-		
	Limit	15.00 %							
	Team Totals				46	24	67	137	16.06
	Scoring Blockers	Rk	No	Name	Kill Blocks	Faults	Rebounds	Total Attempts	Avg by Set
	1	1	URNAUT Anita	9	6	11	26	2.25	
	2	9	TOMIC Stefaka	2	2	9	13	0.50	
	2	10	KOTNIK Sasa	2	3	6	11	0.50	
	2	8	GOSNAK Danica	2	1	5	8	0.50	
	5	4	JAKIN Bogomira	1	1	6	8	0.25	
	5	6	OCEPEK Suzana	1	3	4	8	0.25	
	7	7	SART Alenka	-	-	1	1	0.00	
	7	5	CENCELJ Marinka	-	1	-	1	0.00	
		2	GRADISEK Emilie	-	-	-	-		
		3	KOVACIC Boza	-	-	-	-		
		14	JUSTIN Ana	-	-	-	-		
	Team Totals				17	17	42	76	4.25
	Scoring Servers	Rk	No	Name	Aces	Faults	Serve Hits	Total Attempts	Avg by Set
		1	8	GOSNAK Danica	6	1	21	28	1.50
2		10	KOTNIK Sasa	3	2	11	16	0.75	
3		6	OCEPEK Suzana	2	-	8	10	0.50	
4		1	URNAUT Anita	1	2	7	10	0.25	
4		7	SART Alenka	1	-	3	4	0.25	
6		4	JAKIN Bogomira	-	1	16	17	0.00	
6		9	TOMIC Stefaka	-	-	10	10	0.00	
		2	GRADISEK Emilie	-	-	-	-		
		3	KOVACIC Boza	-	-	-	-		
		5	CENCELJ Marinka	-	-	-	-		
		14	JUSTIN Ana	-	-	-	-		
Team Totals				13	6	76	95	3.25	
Team		Opponent Errors & Team Faults			20	4			



MATCH STATISTICS

比赛技术统计

P3

Match Duration: 1h42m
Spectators: 1,500




SLO vs JPN
3 vs 1

Team	Sets	1	2	3	4	Total
SLO	3	25	21	25	25	96
JPN	1	19	25	19	9	72
Playing Time		23m	26m	25m	19m	1h33m

First Referee: UVAROV Oleg (RUS)

Second Referee: AN Qi (CHN)

SLO - SLOVENIA

Non-scoring Diggers		Rk	No	Name	Digs	Faults	Receptions	Total Attempts	Avg by Set	
		1	1	URNAUT Anita	20	5	4	29	5.00	
		2	8	GOSNAK Danica	16	2	2	20	4.00	
		3	10	KOTNIK Sasa	14	3	3	20	3.50	
		4	6	OCEPEK Suzana	8	4	1	13	2.00	
		4	9	TOMIC Stefaka	8	1	-	9	2.00	
		6	4	JAKIN Bogomira	6	-	1	7	1.50	
		7	2	GRADISEK Emilie	1	-	-	1	0.25	
			3	KOVACIC Boza	-	-	-	-	-	
			5	CENCELJ Marinka	-	-	-	-	-	
			7	SART Alenka	-	-	-	-	-	
			14	JUSTIN Ana	-	-	-	-	-	
	Team Totals					73	15	11	99	18.25
	Non-scoring Setters		Rk	No	Name	Running Sets	Faults	Still Sets	Total Attempts	Avg by Set
			1	4	JAKIN Bogomira	4	-	22	26	1.00
		2	8	GOSNAK Danica	1	-	19	20	0.25	
		2	9	TOMIC Stefaka	1	-	6	7	0.25	
		4	10	KOTNIK Sasa	-	1	23	24	0.00	
		4	1	URNAUT Anita	-	-	23	23	0.00	
		4	6	OCEPEK Suzana	-	-	4	4	0.00	
		4	5	CENCELJ Marinka	-	-	1	1	0.00	
			2	GRADISEK Emilie	-	-	-	-	-	
			3	KOVACIC Boza	-	-	-	-	-	
			7	SART Alenka	-	-	-	-	-	
			14	JUSTIN Ana	-	-	-	-	-	
Team Totals					6	1	98	105	1.50	
Non-scoring Receivers		Rk	No	Name	Excellents	Faults	Serve Receptions	Total Attempts	Succ %	
			1	1	URNAUT Anita	15	-	1	16	93.75
		2	6	OCEPEK Suzana	11	4	3	18	61.11	
			10	KOTNIK Sasa	7	-	2	9	-	
			4	JAKIN Bogomira	6	-	-	6	-	
			9	TOMIC Stefaka	5	-	1	6	-	
			8	GOSNAK Danica	5	1	-	6	-	
			2	GRADISEK Emilie	2	-	-	2	-	
			3	KOVACIC Boza	-	-	-	-	-	
			5	CENCELJ Marinka	-	-	-	-	-	
			7	SART Alenka	-	-	-	-	-	
			14	JUSTIN Ana	-	-	-	-	-	
	Limit									
	25.00 %									
	Team Totals					51	5	7	63	80.95

Legend:	Avg	Eff%	Rk	Succ %
Average	Efficiency	Rank	Success %	



MATCH STATISTICS

比赛技术统计

P3

Match Duration: 1h42m
Spectators: 1,500




SLO vs JPN
3 vs 1

Team	Sets	1	2	3	4	Total
SLO	3	25	21	25	25	96
JPN	1	19	25	19	9	72
Playing Time		23m	26m	25m	19m	1h33m

First Referee: UVAROV Oleg (RUS)

Second Referee: AN Qi (CHN)

JPN - JAPAN

Scoring Spikers	Rk	No	Name	Spikes	Faults	Shots	Total Attempts	Eff %
	1	6	OMURA Shiori	16	7	34	57	15.79
	2	8	KANEDA Noriko	4	3	19	26	3.85
		1	AWANO Sachie	4	1	10	15	
		3	OKAHIRA Yukari	1	6	8	15	
		7	KANEKI Emi	2	1	10	13	
		2	OSADA Mamiko	1	-	7	8	
		9	SAKAMOTO Tomoko	1	-	1	2	
		4	FUJII Junko	-	-	-	-	
		5	SAITO Yoko	-	-	-	-	
		10	TOMIYA Kiyoko	-	-	-	-	
		11	SAKAMOTO Haruni	-	-	-	-	
Limit	15.00 %							
Team Totals				29	18	89	136	8.09
Scoring Blockers	Rk	No	Name	Kill Blocks	Faults	Rebounds	Total Attempts	Avg by Set
	1	6	OMURA Shiori	4	2	6	12	1.00
	2	7	KANEKI Emi	1	4	5	10	0.25
	2	8	KANEDA Noriko	1	3	3	7	0.25
	2	1	AWANO Sachie	1	3	2	6	0.25
	2	2	OSADA Mamiko	1	-	2	3	0.25
	2	3	OKAHIRA Yukari	1	1	-	2	0.25
		4	FUJII Junko	-	-	-	-	
		5	SAITO Yoko	-	-	-	-	
		9	SAKAMOTO Tomoko	-	-	-	-	
		10	TOMIYA Kiyoko	-	-	-	-	
		11	SAKAMOTO Haruni	-	-	-	-	
Team Totals				9	13	18	40	2.25
Scoring Servers	Rk	No	Name	Aces	Faults	Serve Hits	Total Attempts	Avg by Set
	1	2	OSADA Mamiko	2	-	16	18	0.50
	1	3	OKAHIRA Yukari	2	3	9	14	0.50
	3	6	OMURA Shiori	1	-	8	9	0.25
	4	7	KANEKI Emi	-	1	10	11	0.00
	4	8	KANEDA Noriko	-	-	10	10	0.00
	4	1	AWANO Sachie	-	1	7	8	0.00
	4	9	SAKAMOTO Tomoko	-	-	3	3	0.00
		4	FUJII Junko	-	-	-	-	
		5	SAITO Yoko	-	-	-	-	
		10	TOMIYA Kiyoko	-	-	-	-	
		11	SAKAMOTO Haruni	-	-	-	-	
Team Totals				5	5	63	73	1.25
Team	Opponent Errors & Team Faults			29	10			



MATCH STATISTICS

比赛技术统计

P3

Match Duration: 1h42m
Spectators: 1,500




SLO vs JPN
3 vs 1

Team	Sets	1	2	3	4	Total
SLO	3	25	21	25	25	96
JPN	1	19	25	19	9	72
Playing Time		23m	26m	25m	19m	1h33m

First Referee: UVAROV Oleg (RUS)

Second Referee: AN Qi (CHN)

JPN - JAPAN

Non-scoring Diggers	Rk	No	Name	Digs	Faults	Receptions	Total Attempts	Avg by Set
	1	2	OSADA Mamiko	13	8	2	23	3.25
	1	6	OMURA Shiori	13	4	5	22	3.25
	1	1	AWANO Sachie	13	5	4	22	3.25
	4	3	OKAHIRA Yukari	12	2	1	15	3.00
	5	5	SAITO Yoko	10	2	2	14	2.50
	6	7	KANEKI Emi	8	6	3	17	2.00
	7	8	KANEDA Noriko	5	6	2	13	1.25
	8	9	SAKAMOTO Tomoko	3	1	1	5	0.75
		4	FUJII Junko	-	-	-	-	-
		10	TOMIYA Kiyoko	-	-	-	-	-
		11	SAKAMOTO Haruni	-	-	-	-	-
Team Totals				77	34	20	131	19.25
Non-scoring Setters	Rk	No	Name	Running Sets	Faults	Still Sets	Total Attempts	Avg by Set
	1	7	KANEKI Emi	1	2	33	36	0.25
	2	2	OSADA Mamiko	-	3	23	26	0.00
	2	3	OKAHIRA Yukari	-	-	23	23	0.00
	2	1	AWANO Sachie	-	-	8	8	0.00
	2	6	OMURA Shiori	-	-	4	4	0.00
	2	8	KANEDA Noriko	-	-	4	4	0.00
	2	5	SAITO Yoko	-	-	3	3	0.00
	2	9	SAKAMOTO Tomoko	-	-	1	1	0.00
		4	FUJII Junko	-	-	-	-	-
		10	TOMIYA Kiyoko	-	-	-	-	-
		11	SAKAMOTO Haruni	-	-	-	-	-
Team Totals				1	5	99	105	0.25
Non-scoring Receivers	Rk	No	Name	Excellents	Faults	Serve Receptions	Total Attempts	Succ %
		3	OKAHIRA Yukari	13	2	3	18	
		1	AWANO Sachie	13	2	2	17	
		5	SAITO Yoko	12	3	2	17	
		2	OSADA Mamiko	10	3	-	13	
		6	OMURA Shiori	9	-	-	9	
		7	KANEKI Emi	4	1	-	5	
		8	KANEDA Noriko	2	-	1	3	
		4	FUJII Junko	-	-	-	-	
		9	SAKAMOTO Tomoko	-	-	-	-	
		10	TOMIYA Kiyoko	-	-	-	-	
		11	SAKAMOTO Haruni	-	-	-	-	
Team Totals				63	11	8	82	76.83
Limit								
25.00 %								

Legend:	Avg	Eff%	Rk	Succ %
	Average	Efficiency	Rank	Success %



START LIST

参赛名单

NED vs UKR

P1

First Referee: HELAC Senad (BIH)

Second Referee: XIA Xin (CHN)

NED - NETHERLANDS Uniform Colour: BLUE

No	C/L	Name	Sport Class	Date of Birth	Tournament Totals				
					Spike	Block	Serve	Total	%
1		STINISSEN Elvira	D	26 MAR 1979	0	0	0	0	0.00
3		van MARUM Djoke	D	22 SEP 1959	0	0	1	1	1.92
4		de VRIES Rika	D	29 DEC 1974	1	0	2	3	5.77
5		van der HAAR-KRAMP Karin	D	9 MAY 1977	12	2	3	17	32.69
6		HARMSSEN-ROOSEN Karin	MD	11 MAR 1962	2	4	3	9	17.31
7	L	BAKKER Sanne	D	13 FEB 1992	0	0	0	0	0.00
8		LIST Paula	D	16 AUG 1972	2	2	5	9	17.31
9		SLENTER-WEIJTS Jolanda	MD	15 JUN 1965	0	0	0	0	0.00
10	C	WESTERHOF Petra	D	27 JUN 1969	7	1	0	8	15.38
12		TEN THIJE-VOORTMAN Josien	D	24 DEC 1969	5	0	0	5	9.62

Head Coach: BESTEBROER John (NED) **Assistant:** van HEUGTEN Ger (NED)

Results in these
Olympic Games

Phase	Opponent	Sets	Points per Set
Preliminary-Pool A	JPN	3 - 0	25-4, 25-21, 25-18

UKR - UKRAINE Uniform Colour: WHITE

No	C/L	Name	Sport Class	Date of Birth	Tournament Totals				
					Spike	Block	Serve	Total	%
1		PRYVALYKHINA Margaryta	MD	9 MAR 1980	0	0	0	0	0.00
2	C	CHURKINA Anzhelika	MD	18 SEP 1969	0	0	0	0	0.00
3		LOMAKINA Liubov	D	25 SEP 1955	0	0	0	0	0.00
4		KUZNETSOVA Galyna	D	22 JAN 1960	0	0	0	0	0.00
6		YUDINA Ilona	D	28 JUN 1984	0	0	0	0	0.00
7		KLOCHKOVA Larysa	D	15 APR 1970	0	0	0	0	0.00
8		GRANOVSKA Oleksandra	D	25 MAR 1952	0	0	0	0	0.00
9		OSETYNSKA Inna	D	1 JAN 1967	0	0	0	0	0.00
10		LYSENKO Alla	D	31 MAY 1969	0	0	0	0	0.00

Head Coach: TYMOSHENKO Viktor (UKR) **Assistant:** MALOYVAN Yaroslav (UKR)

Legend:	%	Percent of total team scoring	C	Team Captain	L	Libero Player
----------------	---	-------------------------------	---	--------------	---	---------------



PLAY BY PLAY

比赛回合文字播报

Match Duration: 1h31m
Spectators: 1,400

NED vs UKR
3 vs 1

Team	Sets	1	2	3	4	Total
NED	3	25	23	25	25	98
UKR	1	14	25	21	19	79
Playing Time		16m	24m	21m	21m	1h22m

First Referee: HELAC Senad (BIH)

Second Referee: XIA Xin (CHN)

SET 1

Rally	NED - Netherlands				Lead	Score	Lead	UKR - Ukraine		
1	Serve	10 WESTERHOF P	Aces	+	1	1-0		Reception	4 KUZNETSOVA G	Fault
2	Serve	10 WESTERHOF P	Aces	+	2	2-0		Reception	4 KUZNETSOVA G	Fault
3	Serve	10 WESTERHOF P	Serve Hit							
	Dig	6 HARMSSEN-ROOSEN K	Fault		1	2-1	+	Spike	9 OSETYNSKA I	Spike
4			Opp error	+	2	3-1		Serve	2 CHURKINA A	Serve Hit
								Set	9 OSETYNSKA I	Fault
5	Serve	8 LIST P	Fault		1	3-2	+			Opp error
6	Spike	5 van der HAAR-KRAMP	Spike	+	2	4-2		Serve	10 LYSENKO A	Serve Hit
								Block	9 OSETYNSKA I	Fault
7	Serve	3 van MARUM D	Serve Hit							
	Block	5 van der HAAR-KRAMP	Kill Block	+	3	5-2		Spike	9 OSETYNSKA I	Fault
8	Serve	3 van MARUM D	Serve Hit							
			Opp error	+	4	6-2		Reception	2 CHURKINA A	Fault
9	Serve	3 van MARUM D	Serve Hit							
			Opp error	+	5	7-2		Set	2 CHURKINA A	Fault
10	Serve	3 van MARUM D	Serve Hit							
	Dig	10 WESTERHOF P	Fault		4	7-3	+	Spike	6 YUDINA I	Spike
11	Reception	7 BAKKER S	Fault		3	7-4	+	Serve	9 OSETYNSKA I	Aces
12	Spike	5 van der HAAR-KRAMP	Spike	+	4	8-4		Serve	9 OSETYNSKA I	Serve Hit
								Dig	7 KLOCHKOVA L	Fault
13	Serve	6 HARMSSEN-ROOSEN K	Serve Hit							
	Spike	5 van der HAAR-KRAMP	Fault		3	8-5	+	Block	7 KLOCHKOVA L	Kill Block
14	Block	1 STINISSEN E	Kill Block	+	4	9-5		Serve	7 KLOCHKOVA L	Serve Hit
								Spike	2 CHURKINA A	Fault
15	Serve	5 van der HAAR-KRAMP	Serve Hit							
			Opp error	+	5	10-5		Spike	6 YUDINA I	Fault
16	Serve	5 van der HAAR-KRAMP	Serve Hit							
	Block	8 LIST P	Kill Block	+	6	11-5		Spike	6 YUDINA I	Fault
TIMEOUT										
17	Serve	5 van der HAAR-KRAMP	Serve Hit							
	Block	8 LIST P	Fault		5	11-6	+	Spike	6 YUDINA I	Spike
18			Opp error	+	6	12-6		Serve	6 YUDINA I	Fault
19	Serve	1 STINISSEN E	Fault		5	12-7	+	Block	2 CHURKINA A	Kill Block
20								Serve	4 KUZNETSOVA G	Serve Hit
	Spike	8 LIST P	Spike	+	6	13-7		Dig	9 OSETYNSKA I	Fault
21	Serve	10 WESTERHOF P	Serve Hit							
			Opp error	+	7	14-7		Spike	9 OSETYNSKA I	Fault
22	Serve	10 WESTERHOF P	Serve Hit							
	Spike	3 van MARUM D	Fault		6	14-8	+	Block	10 LYSENKO A	Kill Block



PLAY BY PLAY

比赛回合文字播报

SET 2

Rally	NED - Netherlands			Lead	Score	Lead	UKR - Ukraine		
	Serve	8 LIST P	Serve Hit						
46	Block	6 HARMSSEN-ROOSEN K	Fault	1	4-3		+ Spike	6 YUDINA I	Spike
47			Opp error	+	2	5-3		Serve	9 OSETYNSKA I
48	Serve	3 van MARUM D	Fault	1	5-4		+		Opp error
49	Dig	7 BAKKER S	Fault				Serve	7 KLOCHKOVA L	Serve Hit
							+ Spike	2 CHURKINA A	Spike
50	Spike	5 van der HAAR-KRAMP	Fault				Serve	7 KLOCHKOVA L	Serve Hit
							+ Block	4 KUZNETSOVA G	Kill Block
51			Opp error	+			Serve	7 KLOCHKOVA L	Serve Hit
							Spike	6 YUDINA I	Fault
52	Serve	6 HARMSSEN-ROOSEN K T E A M	Serve Hit Fault				+	Spike	6 YUDINA I
							Serve	6 YUDINA I	Serve Hit
53	Spike	1 STINISSEN E	Spike	+				T E A M	Fault
54	Serve	5 van der HAAR-KRAMP	Serve Hit						
	Block	1 STINISSEN E	Kill Block	+	1	8-7		Dig	7 KLOCHKOVA L
55	Serve	5 van der HAAR-KRAMP	Serve Hit						
	Dig	10 WESTERHOF P	Fault				+		Opp error
56	Spike	1 STINISSEN E	Spike	+	1	9-8		Serve	4 KUZNETSOVA G
							Dig	6 YUDINA I	Fault
57	Serve	1 STINISSEN E	Serve Hit						
	Block	10 WESTERHOF P	Kill Block	+	2	10-8		Spike	9 OSETYNSKA I
58	Serve	1 STINISSEN E	Aces	+	3	11-8		Reception	4 KUZNETSOVA G
59	Serve	1 STINISSEN E	Serve Hit						
			Opp error	+	4	12-8		Set	10 LYSENKO A
									TIMEOUT
60	Serve	1 STINISSEN E	Serve Hit						
	Block	10 WESTERHOF P	Fault		3	12-9		+ Spike	9 OSETYNSKA I
								Serve	2 CHURKINA A
61	Spike	3 van MARUM D	Fault		2	12-10		+ Block	10 LYSENKO A
								Serve	2 CHURKINA A
62	Spike	8 LIST P	Spike	+	3	13-10		Dig	6 YUDINA I
	Serve	10 WESTERHOF P	Serve Hit						
63	Block	6 HARMSSEN-ROOSEN K	Fault		2	13-11		+ Spike	10 LYSENKO A
								Serve	10 LYSENKO A
64	Spike	8 LIST P	Fault		1	13-12		+	Opp error
65			Opp error	+	2	14-12		Serve	10 LYSENKO A
							Spike	6 YUDINA I	Fault
66	Serve	8 LIST P	Serve Hit						
	Spike	3 van MARUM D	Spike	+	3	15-12			T E A M
67	Serve	8 LIST P	Serve Hit						
			Opp error	+	4	16-12		Spike	6 YUDINA I
68	Serve	8 LIST P	Serve Hit						
	Dig	8 LIST P	Fault		3	16-13		+ Spike	6 YUDINA I



PLAY BY PLAY

比赛回合文字播报

SET 2

Rally	NED - Netherlands			Lead	Score	Lead	UKR - Ukraine		
							Sub	2 CHURKINA A	Out
								3 LOMAKINA L	In
							Sub	4 KUZNETSOVA G	Out
								1 PRYVALYKHINA M	In
69			Opp error +	4	17-13		Serve	9 OSETYNSKA I	Serve Hit
							Spike	1 PRYVALYKHINA M	Fault
70	Serve	3 van MARUM D	Serve Hit						
	Dig	5 van der HAAR-KRAMP	Fault	3	17-14		+ Spike	1 PRYVALYKHINA M	Spike
71	Block	6 HARMSSEN-ROOSEN K	Fault	2	17-15		Serve	7 KLOCHKOVA L	Serve Hit
							+ Spike	1 PRYVALYKHINA M	Spike
72	Spike	1 STINISSEN E	Fault	1	17-16		Serve	7 KLOCHKOVA L	Serve Hit
							+ Block	6 YUDINA I	Kill Block
73	Spike	1 STINISSEN E	Fault		17-17		Serve	7 KLOCHKOVA L	Serve Hit
							+		Opp error
	TIMEOUT								
74	Block	6 HARMSSEN-ROOSEN K	Fault		17-18	1	Serve	7 KLOCHKOVA L	Serve Hit
							+ Spike	3 LOMAKINA L	Spike
	Sub	8 LIST P	Out						
		4 de VRIES R	In						
75		T E A M	Fault		17-19	2	Serve	7 KLOCHKOVA L	Serve Hit
							+ Spike	6 YUDINA I	Spike
76			Opp error +		18-19	1	Serve	7 KLOCHKOVA L	Fault
	Serve	6 HARMSSEN-ROOSEN K	Serve Hit						
77	Spike	1 STINISSEN E	Fault		18-20	2	+		Opp error
78			Opp error +		19-20	1	Serve	6 YUDINA I	Fault
79	Serve	5 van der HAAR-KRAMP	Fault		19-21	2	+		Opp error
80			Opp error +		20-21	1	Serve	1 PRYVALYKHINA M	Serve Hit
							Spike	9 OSETYNSKA I	Fault
81	Serve	1 STINISSEN E	Serve Hit		21-21				
			Opp error +				Spike	7 KLOCHKOVA L	Fault
							Sub	3 LOMAKINA L	Out
								2 CHURKINA A	In
							Sub	1 PRYVALYKHINA M	Out
								4 KUZNETSOVA G	In
82	Serve	1 STINISSEN E	Fault		21-22	1	+		Opp error
83	Dig	4 de VRIES R	Fault		21-23	2	Serve	2 CHURKINA A	Serve Hit
							+ Spike	7 KLOCHKOVA L	Spike
84	Spike	3 van MARUM D	Spike +		22-23	1	Serve	2 CHURKINA A	Serve Hit
							Block	10 LYSENKO A	Fault
85	Serve	10 WESTERHOF P	Aces +		23-23		Block	7 KLOCHKOVA L	Fault
	Serve	10 WESTERHOF P	Serve Hit						
86	Block	3 van MARUM D	Fault		23-24	1	+ Spike	7 KLOCHKOVA L	Spike
	TIMEOUT								
87	Spike	3 van MARUM D	Fault		23-25	2	Serve	10 LYSENKO A	Serve Hit
							+ Block	6 YUDINA I	Kill Block



PLAY BY PLAY

比赛回合文字播报

SET 3

Rally	NED - Netherlands			Lead	Score	Lead	UKR - Ukraine			
	TIMEOUT									
88	Serve	10 WESTERHOF P	Serve Hit							
	Block	12 TEN THIJE-VOORTMAN	Fault		0-1	1	+	Spike	2 CHURKINA A	Spike
89	TEAM		Fault		0-2	2	+	Serve	2 CHURKINA A	Serve Hit
90			Opp error	+	1-2	1		Serve	2 CHURKINA A	Fault
91	Serve	12 TEN THIJE-VOORTMAN	Serve Hit							
			Opp error	+	2-2			Spike	10 LYSENKO A	Fault
92	Serve	12 TEN THIJE-VOORTMAN	Fault		2-3	1	+			Opp error
93			Opp error	+	3-3			Serve	10 LYSENKO A	Fault
94	Serve	3 van MARUM D	Serve Hit							
	Dig	3 van MARUM D	Fault		3-4	1	+	Spike	6 YUDINA I	Spike
95			Opp error	+	4-4			Serve	9 OSETYNSKA I	Serve Hit
								Spike	10 LYSENKO A	Fault
96	Serve	6 HARMSSEN-ROOSEN K	Serve Hit							
			Opp error	+	1	5-4		Block	7 KLOCHKOVA L	Fault
97	Serve	6 HARMSSEN-ROOSEN K	Serve Hit							
	Block	1 STINISSEN E	Fault		5-5		+	Spike	6 YUDINA I	Spike
98	Spike	1 STINISSEN E	Spike	+	1	6-5		Serve	7 KLOCHKOVA L	Serve Hit
								Dig	7 KLOCHKOVA L	Fault
99	Serve	5 van der HAAR-KRAMP	Serve Hit							
			Opp error	+	2	7-5		Set	7 KLOCHKOVA L	Fault
100	Serve	5 van der HAAR-KRAMP	Fault		1	7-6	+			Opp error
101	Reception	7 BAKKER S	Fault			7-7	+	Serve	6 YUDINA I	Aces
102	Block	10 WESTERHOF P	Kill Block	+	1	8-7		Serve	6 YUDINA I	Fault
103	Serve	1 STINISSEN E	Aces	+	2	9-7		Reception	9 OSETYNSKA I	Fault
104	Serve	1 STINISSEN E	Serve Hit							
	Spike	12 TEN THIJE-VOORTMAN	Spike	+	3	10-7		Dig	2 CHURKINA A	Fault
105	Serve	1 STINISSEN E	Serve Hit							
	Block	12 TEN THIJE-VOORTMAN	Fault		2	10-8	+	Spike	2 CHURKINA A	Spike
106	Reception	7 BAKKER S	Fault		1	10-9	+	Serve	4 KUZNETSOVA G	Serve Hit
								Block	10 LYSENKO A	Kill Block
107	Spike	12 TEN THIJE-VOORTMAN	Spike	+	2	11-9		Serve	4 KUZNETSOVA G	Serve Hit
								Dig	7 KLOCHKOVA L	Fault
108	Serve	10 WESTERHOF P	Aces	+	3	12-9		Spike	10 LYSENKO A	Fault
109	Serve	10 WESTERHOF P	Serve Hit							
			Opp error	+	4	13-9		Spike	6 YUDINA I	Fault
	TIMEOUT									
110	Serve	10 WESTERHOF P	Aces	+	5	14-9		Reception	6 YUDINA I	Fault
111	Serve	10 WESTERHOF P	Serve Hit							
	Dig	10 WESTERHOF P	Fault		4	14-10	+	Spike	10 LYSENKO A	Spike
112	Dig	1 STINISSEN E	Fault		3	14-11	+	Serve	2 CHURKINA A	Serve Hit
								Spike	7 KLOCHKOVA L	Spike
113	Spike	3 van MARUM D	Spike	+	4	15-11		Serve	2 CHURKINA A	Serve Hit
								Dig	6 YUDINA I	Fault
114	Serve	12 TEN THIJE-VOORTMAN	Serve Hit							
	Dig	1 STINISSEN E	Fault		3	15-12	+			Opp error
115	Spike	3 van MARUM D	Fault		2	15-13	+	Serve	10 LYSENKO A	Serve Hit
								Block	7 KLOCHKOVA L	Kill Block



PLAY BY PLAY

比赛回合文字播报

SET 3

Rally	NED - Netherlands			Lead	Score	Lead	UKR - Ukraine			
116	Dig	12 TEN THIJE-VOORTMAN	Fault	1	15-14		+	Serve	10 LYSENKO A	Serve Hit
117			Opp error	+	2	16-14		Serve	10 LYSENKO A	Fault
118	Serve	3 van MARUM D	Serve Hit							
	Spike	1 STINISSEN E	Spike	+	3	17-14			T E A M	Fault
119	Serve	3 van MARUM D	Serve Hit							
	Block	6 HARMSSEN-ROOSEN K	Kill Block	+	4	18-14		Spike	6 YUDINA I	Fault
									TIMEOUT	
120	Serve	3 van MARUM D	Serve Hit							
	Block	1 STINISSEN E	Fault		3	18-15		+	Spike	7 KLOCHKOVA L
									Sub	2 CHURKINA A
										3 LOMAKINA L
									Sub	4 KUZNETSOVA G
										1 PRYVALYKHINA M
121	Spike	12 TEN THIJE-VOORTMAN	Spike	+	4	19-15		Serve	9 OSETYNSKA I	Serve Hit
									T E A M	Fault
122	Serve	6 HARMSSEN-ROOSEN K	Fault		3	19-16		+	Block	1 PRYVALYKHINA M
									Serve	7 KLOCHKOVA L
123	Dig	12 TEN THIJE-VOORTMAN	Fault		2	19-17		+	Spike	6 YUDINA I
									Serve	7 KLOCHKOVA L
124	Dig	5 van der HAAR-KRAMP	Fault		1	19-18		+	Spike	1 PRYVALYKHINA M
									Serve	7 KLOCHKOVA L
125	Spike	10 WESTERHOF P	Fault			19-19		+	Spike	1 PRYVALYKHINA M
									Serve	7 KLOCHKOVA L
126	Spike	5 van der HAAR-KRAMP	Spike	+	1	20-19			Block	3 LOMAKINA L
	Serve	5 van der HAAR-KRAMP	Serve Hit							
127	Dig	6 HARMSSEN-ROOSEN K	Fault			20-20		+	Spike	1 PRYVALYKHINA M
									Serve	6 YUDINA I
128	Block	10 WESTERHOF P	Kill Block	+	1	21-20			Spike	1 PRYVALYKHINA M
	Serve	1 STINISSEN E	Serve Hit							
129	Spike	10 WESTERHOF P	Fault			21-21		+	Block	10 LYSENKO A
									Serve	1 PRYVALYKHINA M
130	Spike	3 van MARUM D	Spike	+	1	22-21			Block	3 LOMAKINA L
	Serve	10 WESTERHOF P	Serve Hit							
131	Block	3 van MARUM D	Kill Block	+	2	23-21			Spike	3 LOMAKINA L
									Sub	3 LOMAKINA L
										2 CHURKINA A
									Sub	1 PRYVALYKHINA M
										4 KUZNETSOVA G
132	Serve	10 WESTERHOF P	Aces	+	3	24-21			Reception	2 CHURKINA A
	Serve	10 WESTERHOF P	Serve Hit							
133	Block	3 van MARUM D	Kill Block	+	4	25-21			Spike	2 CHURKINA A

SET 4

Rally	NED - Netherlands			Lead	Score	Lead	UKR - Ukraine			
134	Spike	3 van MARUM D	Spike	+	1	1-0		Serve	2 CHURKINA A	Serve Hit
								Dig	4 KUZNETSOVA G	Fault
135	Serve	10 WESTERHOF P	Aces	+	2	2-0			Reception	4 KUZNETSOVA G



PLAY BY PLAY

比赛回合文字播报

SET 4

Rally	NED - Netherlands				Lead	Score	Lead	UKR - Ukraine					
136	Serve	10	WESTERHOF P	Serve Hit									
	Dig	10	WESTERHOF P	Fault	1	2-1		+	Spike	7	KLOCHKOVA L	Spike	
137	Block	6	HARMSSEN-ROOSEN K	Kill Block	+	2	3-1		Serve	10	LYSENKO A	Serve Hit	
									Dig	9	OSETYNSKA I	Fault	
138	Serve	12	TEN THIJE-VOORTMAN	Fault		1	3-2		+			Opp error	
139	Dig	12	TEN THIJE-VOORTMAN	Fault			3-3		Serve	9	OSETYNSKA I	Serve Hit	
												+	
140	Spike	5	van der HAAR-KRAMP	Spike	+	1	4-3		Serve	9	OSETYNSKA I	Serve Hit	
									Spike	7	KLOCHKOVA L	Fault	
141	Serve	3	van MARUM D	Serve Hit									
	Spike	1	STINISSEN E	Fault			4-4		+			Opp error	
142	Block	1	STINISSEN E	Fault			4-5	1	Serve	7	KLOCHKOVA L	Serve Hit	
									+	Spike	6	YUDINA I	Spike
143				Opp error	+		5-5		Serve	7	KLOCHKOVA L	Serve Hit	
										Block	2	CHURKINA A	Fault
144	Serve	6	HARMSSEN-ROOSEN K	Serve Hit									
	Block	5	van der HAAR-KRAMP	Fault			5-6	1	+	Spike	6	YUDINA I	Spike
145	Reception	7	BAKKER S	Fault			5-7	2	Serve	6	YUDINA I	Serve Hit	
									+	Block	2	CHURKINA A	Kill Block
146	Block	1	STINISSEN E	Fault			5-8	3	Serve	6	YUDINA I	Serve Hit	
									+	Spike	2	CHURKINA A	Spike
147	Spike	10	WESTERHOF P	Fault			5-9	4	Serve	6	YUDINA I	Serve Hit	
									+				Opp error
148				Opp error	+		6-9	3	Serve	6	YUDINA I	Fault	
149	Serve	5	van der HAAR-KRAMP	Serve Hit									
	Block	1	STINISSEN E	Fault			6-10	4	+	Spike	9	OSETYNSKA I	Spike
150	Spike	1	STINISSEN E	Spike	+		7-10	3	Serve	4	KUZNETSOVA G T E A M	Serve Hit	
													Fault
151	Serve	1	STINISSEN E	Serve Hit									
	Dig	7	BAKKER S	Fault			7-11	4	+	Spike	2	CHURKINA A	Spike
152				Opp error	+		8-11	3	Serve	2	CHURKINA A	Serve Hit	
										Spike	9	OSETYNSKA I	Fault
153	Serve	10	WESTERHOF P	Serve Hit			9-11	2	Dig	10	LYSENKO A	Fault	
154	Serve	10	WESTERHOF P	Aces	+		10-11	1	Reception	4	KUZNETSOVA G	Fault	
155	Serve	10	WESTERHOF P	Serve Hit			11-11		Spike	9	OSETYNSKA I	Fault	
									TIMEOUT				
									Sub	4	KUZNETSOVA G	Out	
										3	LOMAKINA L	In	
156	Serve	10	WESTERHOF P	Serve Hit									
	Dig	1	STINISSEN E	Fault			11-12	1	+	Spike	7	KLOCHKOVA L	Spike
157	Spike	6	HARMSSEN-ROOSEN K	Spike	+		12-12		Serve	10	LYSENKO A	Serve Hit	
										Dig	3	LOMAKINA L	Fault
158	Serve	12	TEN THIJE-VOORTMAN	Serve Hit			13-12	1	Spike	6	YUDINA I	Fault	
159	Serve	12	TEN THIJE-VOORTMAN	Serve Hit									
	Block	6	HARMSSEN-ROOSEN K	Fault			13-13		+	Spike	7	KLOCHKOVA L	Spike
160	Block	5	van der HAAR-KRAMP	Fault			13-14	1	+	Serve	9	OSETYNSKA I	Aces



PLAY BY PLAY

比赛回合文字播报

SET 4

Rally	NED - Netherlands				Lead	Score	Lead	UKR - Ukraine			
								Serve	9 OSETYNSKA I	Serve Hit	
161	Spike	3 van MARUM D	Spike	+		14-14		Dig	10 LYSENKO A	Fault	
	Serve	3 van MARUM D	Serve Hit								
162		T E A M	Fault			14-15	1	+ Spike	3 LOMAKINA L	Spike	
								Sub	2 CHURKINA A	Out	
									1 PRYVALYKHINA M	In	
								Serve	7 KLOCHKOVA L	Serve Hit	
163			Opp error	+		15-15		Block	3 LOMAKINA L	Fault	
	Serve	6 HARMSSEN-ROOSEN K	Serve Hit								
164	Spike	5 van der HAAR-KRAMP	Spike	+	1	16-15		Block	3 LOMAKINA L	Fault	
	Serve	6 HARMSSEN-ROOSEN K	Serve Hit								
165	Block	5 van der HAAR-KRAMP	Kill Block	+	2	17-15		Reception	7 KLOCHKOVA L	Fault	
	Serve	6 HARMSSEN-ROOSEN K	Serve Hit								
166	Block	5 van der HAAR-KRAMP	Fault		1	17-16		+ Spike	6 YUDINA I	Spike	
167			Opp error	+	2	18-16		Serve	6 YUDINA I	Fault	
	Serve	5 van der HAAR-KRAMP	Serve Hit								
168	Spike	12 TEN THIJE-VOORTMAN	Fault		1	18-17		+ Block	3 LOMAKINA L	Kill Block	
169			Opp error	+	2	19-17		Serve	3 LOMAKINA L	Fault	
	Serve	1 STINISSEN E	Serve Hit								
170		T E A M	Fault		1	19-18		+ Spike	6 YUDINA I	Spike	
171	Block	10 WESTERHOF P	Kill Block	+	2	20-18		Serve	1 PRYVALYKHINA M	Fault	
								Sub	1 PRYVALYKHINA M	Out	
									2 CHURKINA A	In	
	Serve	10 WESTERHOF P	Serve Hit								
172	Spike	3 van MARUM D	Spike	+	3	21-18		Dig	2 CHURKINA A	Fault	
	Serve	10 WESTERHOF P	Serve Hit								
173			Opp error	+	4	22-18		Spike	2 CHURKINA A	Fault	
										TIMEOUT	
	Serve	10 WESTERHOF P	Serve Hit								
174	Block	3 van MARUM D	Kill Block	+	5	23-18		Spike	6 YUDINA I	Fault	
	Serve	10 WESTERHOF P	Serve Hit								
175	Dig	10 WESTERHOF P	Fault		4	23-19		+ Spike	7 KLOCHKOVA L	Spike	
								Serve	10 LYSENKO A	Serve Hit	
176	Spike	6 HARMSSEN-ROOSEN K	Spike	+	5	24-19		Dig	10 LYSENKO A	Fault	
	Sub	12 TEN THIJE-VOORTMAN	Out								
		8 LIST P	In								
177	Serve	8 LIST P	Aces	+	6	25-19		Reception	3 LOMAKINA L	Fault	

Legend:

+ Point scored by team Opp Opponent Sub Substitution



MATCH RESULT

比赛结果表

P2

Match Duration: 1h31m
Spectators: 1,400

NED vs UKR
3 vs 1

Team	Sets	1	2	3	4	Total
NED	3	25	23	25	25	98
UKR	1	14	25	21	19	79
	Playing Time	16m	24m	21m	21m	1h22m

First Referee: HELAC Senad (BIH)

Second Referee: XIA Xin (CHN)

NED - NETHERLANDS								
No	C/L	Name	1	2	3	4	5	Pts
1		STINISSEN Elvira	6	1	6	1		11
3		van MARUM Djoke	3	4	3	4		15
4		de VRIES Rika		8				0
5		van der HAAR-KRAMP Karin	5	6	5	6		7
6		HARMSSEN-ROOSEN Karin	4	5	4	5		4
7	L	BAKKER Sanne	L	L	L	L		0
8		LIST Paula	2	3		12		6
9		SLENTER-WEIJTS Jolanda						0
10	C	WESTERHOF Petra	1	2	1	2		13
12		TEN THIJE-VOORTMAN Josien			2	3		3
Head Coach:		BESTEBROER John (NED)						
Assistant Coach:		van HEUGTEN Ger (NED)						

UKR - UKRAINE								
No	C/L	Name	1	2	3	4	5	Pts
1		PRYVALYKHINA Margaryta		4	4	2		6
2	C	CHURKINA Anzhelika	2	1	2	1		7
3		LOMAKINA Liubov		2	2	4		3
4		KUZNETSOVA Galyna	1	6	1	6		1
6		YUDINA Ilona	6	5	6	5		19
7		KLOCHKOVA Larysa	5	4	5	4		10
8		GRANOVSKA Oleksandra		6				0
9		OSETYNSKA Inna	4	3	4	3		7
10		LYSENKO Alla	3	2	3	2		8
Head Coach:		TYMOSHENKO Viktor (UKR)						
Assistant Coach:		MALOYVAN Yaroslav (UKR)						

TEAM AND PLAYER PERFORMANCES

Won	Total Atts	No	Name
29	90	Total Team	
11	21	3	van MARUM Djoke
5	18	5	van der HAAR-KRAMP Karin
5	16	1	STINISSEN Elvira
18	59	Total Team	
5	9	10	WESTERHOF Petra
4	13	1	STINISSEN Elvira
4	7	3	van MARUM Djoke
12	97	Total Team	
8	27	10	WESTERHOF Petra
2	15	1	STINISSEN Elvira
2	10	8	LIST Paula
39		Total Team	
98	246	Total Team	
15	41	3	van MARUM Djoke

Scoring Skills
Spike
Block
Serve
Opp Error
Total
Best Scorer

Won	Total Atts	No	Name
42	108	Total Team	
15	32	6	YUDINA Ilona
8	16	7	KLOCHKOVA Larysa
5	16	2	CHURKINA Anzhelika
16	44	Total Team	
5	8	10	LYSENKO Alla
3	6	6	YUDINA Ilona
2	7	7	KLOCHKOVA Larysa
3	80	Total Team	
2	12	9	OSETYNSKA Inna
1	11	6	YUDINA Ilona
18		Total Team	
79	232	Total Team	
19	49	6	YUDINA Ilona

Legend:			
Atts	Attempts	C	Team Captain
L	Libero Player	L	Libero Player
nn	Substitute where nn=jersey number of out going player	Opp	Opponent
[]	Substitute Libero	Pts	Points scored



MATCH STATISTICS

比赛技术统计

P3

Match Duration: 1h31m
Spectators: 1,400




NED vs UKR
3 vs 1

Team	Sets	1	2	3	4	Total
NED	3	25	23	25	25	98
UKR	1	14	25	21	19	79
Playing Time		16m	24m	21m	21m	1h22m

First Referee: HELAC Senad (BIH)

Second Referee: XIA Xin (CHN)

NED - NETHERLANDS

Scoring Spikers	Rk	No	Name	Spikes	Faults	Shots	Total Attempts	Eff %
	1	3	van MARUM Djoke	11	4	6	21	33.33
	2	5	van der HAAR-KRAMP Karin	5	2	11	18	16.67
	3	1	STINISSEN Elvira	5	4	7	16	6.25
	6	HARMSSEN-ROOSEN Karin	2	-	8	10		
	8	LIST Paula	3	2	4	9		
	10	WESTERHOF Petra	-	4	4	8		
	12	TEN THIJE-VOORTMAN Josien	3	1	3	7		
	4	de VRIES Rika	-	-	1	1		
	7	BAKKER Sanne	-	-	-	-		
	9	SLENTER-WEIJTS Jolanda	-	-	-	-		
Team Totals				29	17	44	90	13.33
Scoring Blockers	Rk	No	Name	Kill Blocks	Faults	Rebounds	Total Attempts	Avg by Set
	1	10	WESTERHOF Petra	5	1	3	9	1.25
	2	1	STINISSEN Elvira	4	5	4	13	1.00
	2	3	van MARUM Djoke	4	1	2	7	1.00
	4	6	HARMSSEN-ROOSEN Karin	2	5	7	14	0.50
	4	5	van der HAAR-KRAMP Karin	2	4	4	10	0.50
	6	8	LIST Paula	1	1	1	3	0.25
	7	12	TEN THIJE-VOORTMAN Josien	-	2	1	3	0.00
	4	de VRIES Rika	-	-	-	-	-	
	7	BAKKER Sanne	-	-	-	-	-	
	9	SLENTER-WEIJTS Jolanda	-	-	-	-	-	
Team Totals				18	19	22	59	4.50
Scoring Servers	Rk	No	Name	Aces	Faults	Serve Hits	Total Attempts	Avg by Set
	1	10	WESTERHOF Petra	8	-	19	27	2.00
	2	1	STINISSEN Elvira	2	2	11	15	0.50
	2	8	LIST Paula	2	2	6	10	0.50
	4	5	van der HAAR-KRAMP Karin	-	3	12	15	0.00
	4	3	van MARUM Djoke	-	1	12	13	0.00
	4	6	HARMSSEN-ROOSEN Karin	-	1	10	11	0.00
	4	12	TEN THIJE-VOORTMAN Josien	-	2	4	6	0.00
	4	de VRIES Rika	-	-	-	-	-	
	7	BAKKER Sanne	-	-	-	-	-	
	9	SLENTER-WEIJTS Jolanda	-	-	-	-	-	
Team Totals				12	11	74	97	3.00
Team	Opponent Errors & Team Faults			39	6			



MATCH STATISTICS

比赛技术统计

P3

Match Duration: 1h31m
Spectators: 1,400




NED vs UKR
3 vs 1

Team	Sets	1	2	3	4	Total
NED	3	25	23	25	25	98
UKR	1	14	25	21	19	79
Playing Time		16m	24m	21m	21m	1h22m

First Referee: HELAC Senad (BIH)

Second Referee: XIA Xin (CHN)

NED - NETHERLANDS

Non-scoring Diggers	Rk	No	Name	Digs	Faults	Receptions	Total Attempts	Avg by Set
	1	7	BAKKER Sanne	9	2	6	17	2.25
	1	6	HARMSSEN-ROOSEN Karin	9	2	2	13	2.25
	3	10	WESTERHOF Petra	7	5	4	16	1.75
	4	1	STINISSEN Elvira	4	3	2	9	1.00
	4	8	LIST Paula	4	1	1	6	1.00
	6	12	TEN THIJE-VOORTMAN Josien	2	3	3	8	0.50
	7	5	van der HAAR-KRAMP Karin	1	4	1	6	0.25
	8	3	van MARUM Djoke	-	1	-	1	0.00
	8	4	de VRIES Rika	-	1	-	1	0.00
	9	9	SLENTER-WEIJTS Jolanda	-	-	-	-	-
Team Totals				36	22	19	77	9.00
Non-scoring Setters	Rk	No	Name	Running Sets	Faults	Still Sets	Total Attempts	Avg by Set
	1	10	WESTERHOF Petra	3	-	33	36	0.75
	1	6	HARMSSEN-ROOSEN Karin	3	-	26	29	0.75
	3	1	STINISSEN Elvira	-	-	2	2	0.00
	3	3	van MARUM Djoke	-	-	2	2	0.00
	3	7	BAKKER Sanne	-	-	1	1	0.00
	3	8	LIST Paula	-	-	1	1	0.00
	3	12	TEN THIJE-VOORTMAN Josien	-	-	1	1	0.00
	4	4	de VRIES Rika	-	-	-	-	-
	5	5	van der HAAR-KRAMP Karin	-	-	-	-	-
	9	9	SLENTER-WEIJTS Jolanda	-	-	-	-	-
Team Totals				6	-	66	72	1.50
Non-scoring Receivers	Rk	No	Name	Excellents	Faults	Serve Receptions	Total Attempts	Succ %
	1	7	BAKKER Sanne	20	4	6	30	66.67
	1	1	STINISSEN Elvira	11	-	1	12	-
	10	10	WESTERHOF Petra	8	-	-	8	-
	6	6	HARMSSEN-ROOSEN Karin	5	-	-	5	-
	12	12	TEN THIJE-VOORTMAN Josien	2	-	1	3	-
	4	4	de VRIES Rika	1	-	-	1	-
	8	8	LIST Paula	-	-	1	1	-
	3	3	van MARUM Djoke	-	-	-	-	-
	5	5	van der HAAR-KRAMP Karin	-	-	-	-	-
	9	9	SLENTER-WEIJTS Jolanda	-	-	-	-	-
Team Totals				47	4	9	60	78.33
Limit	25.00 %							

Legend:	Avg	Eff%	Rk	Succ %
	Average	Efficiency	Rank	Success %



MATCH STATISTICS

比赛技术统计

P3

Match Duration: 1h31m
Spectators: 1,400



NED vs UKR
3 vs 1

Team	Sets	1	2	3	4	Total
NED	3	25	23	25	25	98
UKR	1	14	25	21	19	79
Playing Time		16m	24m	21m	21m	1h22m

First Referee: HELAC Senad (BIH)

Second Referee: XIA Xin (CHN)

UKR - UKRAINE

Scoring Spikers	Rk	No	Name	Spikes	Faults	Shots	Total Attempts	Eff %
	1	6	YUDINA Ilona	15	9	8	32	18.75
	2	9	OSETYNSKA Inna	4	8	7	19	0.00
	7	KLOCHKOVA Larysa	8	2	6	16		
	2	CHURKINA Anzhelika	5	4	7	16		
	1	PRYVALYKHINA Margaryta	5	2	7	14		
	10	LYSENKO Alla	3	3	1	7		
	3	LOMAKINA Liubov	2	1	1	4		
	4	KUZNETSOVA Galyna	-	-	-	-		
8	GRANOVSKA Oleksandra	-	-	-	-			
Limit 15.00 %	Team Totals			42	29	37	108	12.04
Scoring Blockers	Rk	No	Name	Kill Blocks	Faults	Rebounds	Total Attempts	Avg by Set
	1	10	LYSENKO Alla	5	1	2	8	1.25
	2	6	YUDINA Ilona	3	1	2	6	0.75
	3	7	KLOCHKOVA Larysa	2	3	2	7	0.50
	3	2	CHURKINA Anzhelika	2	1	-	3	0.50
	5	9	OSETYNSKA Inna	1	1	4	6	0.25
	5	3	LOMAKINA Liubov	1	4	1	6	0.25
	5	1	PRYVALYKHINA Margaryta	1	-	3	4	0.25
	5	4	KUZNETSOVA Galyna	1	-	3	4	0.25
8	GRANOVSKA Oleksandra	-	-	-	-	-		
Team Totals				16	11	17	44	4.00
Scoring Servers	Rk	No	Name	Aces	Faults	Serve Hits	Total Attempts	Avg by Set
	1	9	OSETYNSKA Inna	2	2	8	12	0.50
	2	6	YUDINA Ilona	1	5	5	11	0.25
	3	7	KLOCHKOVA Larysa	-	2	17	19	0.00
	3	2	CHURKINA Anzhelika	-	1	14	15	0.00
	3	10	LYSENKO Alla	-	3	10	13	0.00
	3	4	KUZNETSOVA Galyna	-	-	5	5	0.00
	3	1	PRYVALYKHINA Margaryta	-	1	2	3	0.00
	3	8	GRANOVSKA Oleksandra	-	-	1	1	0.00
3	3	LOMAKINA Liubov	-	1	-	1	0.00	
Team Totals				3	15	62	80	0.75
Team	Opponent Errors & Team Faults			18	6			



MATCH STATISTICS

比赛技术统计

P3

Match Duration: 1h31m
Spectators: 1,400




NED vs UKR
3 vs 1

Team	Sets	1	2	3	4	Total
NED	3	25	23	25	25	98
UKR	1	14	25	21	19	79
Playing Time		16m	24m	21m	21m	1h22m

First Referee: HELAC Senad (BIH)

Second Referee: XIA Xin (CHN)

UKR - UKRAINE

Non-scoring Diggers	Rk	No	Name	Digs	Faults	Receptions	Total Attempts	Avg by Set
	1	9	OSETYNSKA Inna	15	3	3	21	3.75
	2	2	CHURKINA Anzhelika	11	2	3	16	2.75
	3	7	KLOCHKOVA Larysa	7	4	2	13	1.75
	4	6	YUDINA Ilona	4	4	2	10	1.00
	5	10	LYSENKO Alla	2	4	4	10	0.50
	5	4	KUZNETSOVA Galyna	2	2	1	5	0.50
	5	3	LOMAKINA Liubov	2	1	-	3	0.50
	8	1	PRYVALYKHINA Margaryta	-	-	3	3	0.00
Team Totals				43	20	18	81	10.75
Non-scoring Setters	Rk	No	Name	Running Sets	Faults	Still Sets	Total Attempts	Avg by Set
	1	9	OSETYNSKA Inna	2	1	15	18	0.50
	2	3	LOMAKINA Liubov	1	-	3	4	0.25
	2	4	KUZNETSOVA Galyna	1	-	3	4	0.25
	4	2	CHURKINA Anzhelika	-	1	13	14	0.00
	4	6	YUDINA Ilona	-	-	13	13	0.00
	4	7	KLOCHKOVA Larysa	-	1	6	7	0.00
	4	10	LYSENKO Alla	-	1	5	6	0.00
	4	1	PRYVALYKHINA Margaryta	-	-	3	3	0.00
4	8	GRANOVSKA Oleksandra	-	-	1	1	0.00	
Team Totals				4	4	62	70	1.00
Non-scoring Receivers	Rk	No	Name	Excellents	Faults	Serve Receptions	Total Attempts	Succ %
		2	CHURKINA Anzhelika	16	2	1	19	
		9	OSETYNSKA Inna	12	1	2	15	
		6	YUDINA Ilona	9	2	3	14	
		10	LYSENKO Alla	4	1	5	10	
		4	KUZNETSOVA Galyna	2	5	2	9	
		3	LOMAKINA Liubov	5	1	1	7	
		7	KLOCHKOVA Larysa	5	1	1	7	
		1	PRYVALYKHINA Margaryta	-	-	-	-	
	8	GRANOVSKA Oleksandra	-	-	-	-		
Team Totals				53	13	15	81	65.43
Limit								
25.00 %								

Legend:	Avg	Eff%	Rk	Succ %
	Average	Efficiency	Rank	Success %



START LIST

参赛名单

UKR vs SLO

P1

First Referee: XIA Xin (CHN)

Second Referee: JUNG Malsoon (KOR)

UKR - UKRAINE Uniform Colour: YELLOW

No	C/L	Name	Sport Class	Date of Birth	Tournament Totals				
					Spike	Block	Serve	Total	%
1		PRYVALYKHINA Margaryta	MD	9 MAR 1980	5	1	0	6	9.84
2	C	CHURKINA Anzhelika	MD	18 SEP 1969	5	2	0	7	11.48
3		LOMAKINA Liubov	D	25 SEP 1955	2	1	0	3	4.92
4		KUZNETSOVA Galyna	D	22 JAN 1960	0	1	0	1	1.64
6		YUDINA Ilona	D	28 JUN 1984	15	3	1	19	31.15
7		KLOCHKOVA Larysa	D	15 APR 1970	8	2	0	10	16.39
8		GRANOVSKA Oleksandra	D	25 MAR 1952	0	0	0	0	0.00
9		OSETYNSKA Inna	D	1 JAN 1967	4	1	2	7	11.48
10		LYSENKO Alla	D	31 MAY 1969	3	5	0	8	13.11

Head Coach: TYMOSHENKO Viktor (UKR) Assistant: MALOYVAN Yaroslav (UKR)

Results in these Paralympic Games	Phase	Opponent	Sets	Points per Set
	Preliminary-Pool A	NED	1 - 3	14-25, 25-23, 21-25, 19-25

SLO - SLOVENIA Uniform Colour: BLUE

No	C/L	Name	Sport Class	Date of Birth	Tournament Totals				
					Spike	Block	Serve	Total	%
1	C	URNAUT Anita	MD	26 NOV 1964	27	9	1	37	48.68
2	L	GRADISEK Emilie	D	25 JUL 1939	0	0	0	0	0.00
3		KOVACIC Boza	D	3 OCT 1952	0	0	0	0	0.00
4		JAKIN Bogomira	D	22 OCT 1957	3	1	0	4	5.26
5		CENCELJ Marinka	D	22 JAN 1964	0	0	0	0	0.00
6		OCEPEK Suzana	D	24 NOV 1985	1	1	2	4	5.26
7		SART Alenka	MD	31 MAY 1968	0	0	1	1	1.32
8		GOSNAK Danica	D	14 FEB 1962	3	2	6	11	14.47
9		TOMIC Stefaka	D	12 DEC 1961	3	2	0	5	6.58
10		KOTNIK Sasa	D	16 SEP 1980	9	2	3	14	18.42
14		JUSTIN Ana	D	28 MAY 1987	0	0	0	0	0.00

Head Coach: URNAUT Adolf (SLO) Assistant: OZMEC Peter (SLO)

Results in these Paralympic Games	Phase	Opponent	Sets	Points per Set
	Preliminary-Pool A	JPN	3 - 1	25-19, 21-25, 25-19, 25-9

Legend:	%	Percent of total team scoring	C	Team Captain	L	Libero Player
---------	---	-------------------------------	---	--------------	---	---------------



PLAY BY PLAY

比赛回合文字播报

Match Duration: 1h38m
Spectators: 1,800

UKR vs SLO
1 3

Team	Sets	1	2	3	4	Total
UKR	1	25	18	17	22	82
SLO	3	11	25	25	25	86
Playing Time		19m	22m	23m	25m	1h29m

First Referee: XIA Xin (CHN)

Second Referee: JUNG Malsoon (KOR)

SET 1

Rally	UKR - Ukraine			Lead	Score	Lead	SLO - Slovenia		
1			Opp error +	1	1-0		Serve	6 OCEPEK S	Serve Hit
							Spike	1 URNAUT A	Fault
2	Serve	2 CHURKINA A	Serve Hit						
			Opp error +	2	2-0		Spike	1 URNAUT A	Fault
3	Serve	2 CHURKINA A	Serve Hit						
	Spike	7 KLOCHKOVA L	Spike +	3	3-0		Dig	1 URNAUT A	Fault
4	Serve	2 CHURKINA A	Serve Hit						
			Opp error +	4	4-0		Dig	8 GOSNAK D	Fault
5	Serve	2 CHURKINA A	Serve Hit						
	Spike	6 YUDINA I	Spike +	5	5-0		Dig	1 URNAUT A	Fault
							TIMEOUT		
6	Serve	2 CHURKINA A	Serve Hit						
	Spike	9 OSETYNSKA I	Spike +	6	6-0		Dig	10 KOTNIK S	Fault
7	Serve	2 CHURKINA A	Serve Hit						
	Block	10 LYSENKO A	Fault	5	6-1	+ Spike	8 GOSNAK D		Spike
8	Block	7 KLOCHKOVA L	Fault	4	6-2	+ Spike	8 GOSNAK D		Serve Hit
							Spike	1 URNAUT A	Spike
9	Spike	9 OSETYNSKA I	Spike +	5	7-2		Serve	8 GOSNAK D	Serve Hit
							Dig	10 KOTNIK S	Fault
10	Serve	10 LYSENKO A	Serve Hit						
	Dig	4 KUZNETSOVA G	Fault	4	7-3	+ Spike	1 URNAUT A		Spike
11	Spike	7 KLOCHKOVA L	Spike +	5	8-3		Serve	4 JAKIN B	Serve Hit
							Block	9 TOMIC S	Fault
12	Serve	9 OSETYNSKA I	Serve Hit						
			Opp error +	6	9-3		Set	8 GOSNAK D	Fault
13	Serve	9 OSETYNSKA I	Serve Hit						
			Opp error +	7	10-3		Block	9 TOMIC S	Fault
							Sub	4 JAKIN B	Out
								5 CENCELJ M	In
14	Serve	9 OSETYNSKA I	Aces +	8	11-3		Reception	5 CENCELJ M	Fault
15	Serve	9 OSETYNSKA I	Serve Hit						
			Opp error +	9	12-3		Set	9 TOMIC S	Fault
							TIMEOUT		
16	Serve	9 OSETYNSKA I	Serve Hit						
	Spike	6 YUDINA I	Fault	8	12-4	+			Opp error
17	Spike	6 YUDINA I	Spike +	9	13-4		Serve	1 URNAUT A	Serve Hit
							Block	10 KOTNIK S	Fault
18	Serve	7 KLOCHKOVA L	Serve Hit						
		T E A M	Fault	8	13-5	+ Spike	9 TOMIC S		Spike



PLAY BY PLAY

比赛回合文字播报

SET 1

Rally	UKR - Ukraine			Lead	Score	Lead	SLO - Slovenia		
19	Spike	2 CHURKINA A	Fault	7	13-6	+	Serve	9 TOMIC S	Serve Hit
									Opp error
20	Spike	2 CHURKINA A	Fault	6	13-7	+	Serve	9 TOMIC S	Serve Hit
									Opp error
21			Opp error	+	7	14-7	Serve	9 TOMIC S	Serve Hit
							Block	6 OCEPEK S	Fault
22	Serve	6 YUDINA I	Serve Hit						
	Dig	9 OSETYNSKA I	Fault	6	14-8	+	Spike	6 OCEPEK S	Spike
23	Spike	4 KUZNETSOVA G	Fault	5	14-9	+	Serve	10 KOTNIK S	Serve Hit
									Opp error
24			Opp error	+	6	15-9	Serve	10 KOTNIK S	Serve Hit
							Spike	5 CENCELJ M	Fault
25	Serve	4 KUZNETSOVA G	Serve Hit						
			Opp error	+	7	16-9	Block	8 GOSNAK D	Fault
26	Serve	4 KUZNETSOVA G	Serve Hit						
			Opp error	+	8	17-9	Spike	10 KOTNIK S	Fault
							Sub	5 CENCELJ M	Out
								4 JAKIN B	In
27	Serve	4 KUZNETSOVA G	Serve Hit						
			Opp error	+	9	18-9	Spike	8 GOSNAK D	Fault
28	Serve	4 KUZNETSOVA G	Aces	+	10	19-9	Reception	2 GRADISEK E	Fault
29	Serve	4 KUZNETSOVA G	Serve Hit						
	Spike	2 CHURKINA A	Spike	+	11	20-9	Dig	6 OCEPEK S	Fault
30	Serve	4 KUZNETSOVA G	Serve Hit						
			Opp error	+	12	21-9	Spike	10 KOTNIK S	Fault
31	Serve	4 KUZNETSOVA G	Serve Hit						
			Opp error	+	13	22-9	Spike	4 JAKIN B	Fault
							Sub	6 OCEPEK S	Out
								3 KOVACIC B	In
32	Serve	4 KUZNETSOVA G	Serve Hit						
	Block	2 CHURKINA A	Kill Block	+	14	23-9	Spike	1 URNAUT A	Fault
							Sub	1 URNAUT A	Out
								7 SART A	In
33	Serve	4 KUZNETSOVA G	Serve Hit						
	Spike	2 CHURKINA A	Fault	13	23-10	+			Opp error
							Sub	3 KOVACIC B	Out
								6 OCEPEK S	In
34			Opp error	+	14	24-10	Serve	6 OCEPEK S	Fault
35	Serve	2 CHURKINA A	Serve Hit						
	Dig	6 YUDINA I	Fault	13	24-11	+			Opp error
36	Spike	7 KLOCHKOVA L	Spike	+	14	25-11	Serve	8 GOSNAK D	Serve Hit
							Dig	10 KOTNIK S	Fault

SET 2

Rally	UKR - Ukraine			Lead	Score	Lead	SLO - Slovenia		
37	Serve	2 CHURKINA A	Aces	+	1	1-0	Reception	10 KOTNIK S	Fault
38	Serve	2 CHURKINA A	Serve Hit						
	Dig	2 CHURKINA A	Fault				+	Spike	6 OCEPEK S
									Spike



PLAY BY PLAY

比赛回合文字播报

SET 2

Rally	UKR - Ukraine			Lead	Score	Lead	SLO - Slovenia		
							Serve	6 OCEPEK S	Serve Hit
39	Spike	2 CHURKINA A	Fault		1-2	1	+ Block	1 URNAUT A	Kill Block
40			Opp error	+	2-2		Serve	6 OCEPEK S	Fault
41	Serve	10 LYSENKO A	Aces	+	1	3-2	Reception	10 KOTNIK S	Fault
42	Serve	10 LYSENKO A	Serve Hit						
	Spike	6 YUDINA I	Spike	+	2	4-2		T E A M	Fault
43	Serve	10 LYSENKO A	Serve Hit						
	Block	7 KLOCHKOVA L	Fault		1	4-3	+ Spike	1 URNAUT A	Spike
44	Block	9 OSETYNSKA I	Fault		4-4		Serve	8 GOSNAK D	Serve Hit
			Opp error	+	1	5-4	+ Spike	9 TOMIC S	Spike
45							Serve	8 GOSNAK D	Fault
46	Serve	9 OSETYNSKA I	Fault		5-5		+		Opp error
47	Block	6 YUDINA I	Kill Block	+	1	6-5	Serve	4 JAKIN B	Serve Hit
							Dig	9 TOMIC S	Fault
48	Serve	7 KLOCHKOVA L	Fault		6-6		+ Block	9 TOMIC S	Kill Block
49	Spike	2 CHURKINA A	Fault		6-7	1	Serve	1 URNAUT A	Serve Hit
							+		Opp error
50	Reception	2 CHURKINA A	Fault		6-8	2	+ Serve	1 URNAUT A	Aces
51	Spike	2 CHURKINA A	Spike	+	7-8	1	Serve	1 URNAUT A	Serve Hit
							Block	10 KOTNIK S	Fault
52	Serve	6 YUDINA I	Serve Hit		7-9	2	+ Spike	6 OCEPEK S	Spike
	Dig	9 OSETYNSKA I	Fault				Serve	9 TOMIC S	Serve Hit
53	Spike	2 CHURKINA A	Spike	+	8-9	1	Dig	1 URNAUT A	Fault
54	Serve	4 KUZNETSOVA G	Serve Hit		8-10	2	+ Spike	8 GOSNAK D	Spike
	Dig	9 OSETYNSKA I	Fault				Serve	10 KOTNIK S	Serve Hit
55			Opp error	+	9-10	1	Spike	10 KOTNIK S	Fault
56	Serve	2 CHURKINA A	Serve Hit		9-11	2	+ Spike	1 URNAUT A	Spike
	Dig	6 YUDINA I	Fault				Serve	6 OCEPEK S	Serve Hit
57	Dig	6 YUDINA I	Fault		9-12	3	+ Spike	1 URNAUT A	Spike
58	Dig	4 KUZNETSOVA G	Fault		9-13	4	+ Spike	6 OCEPEK S	Serve Hit
			Opp error	+	10-13	3	Serve	4 JAKIN B	Spike
59							Serve	6 OCEPEK S	Fault
60	Serve	10 LYSENKO A	Serve Hit		10-14	4	+ Spike	1 URNAUT A	Spike
	Dig	6 YUDINA I	Fault				Serve	8 GOSNAK D	Serve Hit
61	Spike	6 YUDINA I	Fault		10-15	5	+		Opp error
62	Spike	7 KLOCHKOVA L	Fault		10-16	6	+ Serve	8 GOSNAK D	Serve Hit
							+		Opp error
63	Spike	9 OSETYNSKA I	Spike	+	11-16	5	Serve	8 GOSNAK D	Serve Hit
							Dig	10 KOTNIK S	Fault
	Sub	2 CHURKINA A	Out						
		3 LOMAKINA L	In						
	Sub	4 KUZNETSOVA G	Out						
		1 PRYVALYKHINA M	In						
64	Serve	9 OSETYNSKA I	Serve Hit		12-16	4	Dig	10 KOTNIK S	Fault
	Spike	1 PRYVALYKHINA M	Spike	+					



PLAY BY PLAY

比赛回合文字播报

SET 2

Rally	UKR - Ukraine			Lead	Score	Lead	SLO - Slovenia		
65	Serve	9 OSETYNSKA I	Serve Hit				Set	4 JAKIN B	Fault
			Opp error +		13-16	3			
							TIMEOUT		
66	Serve	9 OSETYNSKA I	Serve Hit				+ Spike	1 URNAUT A	Spike
	Block	7 KLOCHKOVA L	Fault		13-17	4	Sub	1 URNAUT A	Out
							Sub	5 CENCELJ M	In
							Sub	4 JAKIN B	Out
								7 SART A	In
67	Block	6 YUDINA I	Kill Block +		14-17	3	Serve	7 SART A	Fault
	Serve	7 KLOCHKOVA L	Serve Hit						
68	Block	3 LOMAKINA L	Kill Block +		15-17	2	Spike	5 CENCELJ M	Fault
							Sub	7 SART A	Out
							Sub	4 JAKIN B	In
							Sub	5 CENCELJ M	Out
								1 URNAUT A	In
69	Serve	7 KLOCHKOVA L	Serve Hit						
	Dig	6 YUDINA I	Fault		15-18	3	+ Opp error		
							Serve	1 URNAUT A	Serve Hit
70	Block	1 PRYVALYKHINA M	Kill Block +		16-18	2	T E A M		Fault
	Serve	6 YUDINA I	Serve Hit						
71	Block	1 PRYVALYKHINA M	Kill Block +		17-18	1	Spike	6 OCEPEK S	Fault
	Serve	6 YUDINA I	Serve Hit						
72	Set	3 LOMAKINA L	Fault		17-19	2	+ Opp error		
							Serve	9 TOMIC S	Serve Hit
73	Spike	3 LOMAKINA L	Fault		17-20	3	+ Opp error		
							Serve	9 TOMIC S	Serve Hit
74	Spike	7 KLOCHKOVA L	Fault		17-21	4	+ Opp error		
	Sub	3 LOMAKINA L	Out						
		2 CHURKINA A	In						
	Sub	1 PRYVALYKHINA M	Out						
		4 KUZNETSOVA G	In						
75	Reception	7 KLOCHKOVA L	Fault		17-22	5	+ Serve	9 TOMIC S	Aces
							Serve	9 TOMIC S	Serve Hit
76	Dig	9 OSETYNSKA I	Fault		17-23	6	+ Block	10 KOTNIK S	Kill Block
							Serve	9 TOMIC S	Serve Hit
77	Block	10 LYSENKO A	Fault		17-24	7	+ Opp error		
							Serve	9 TOMIC S	Serve Hit
78	Spike	2 CHURKINA A	Spike +		18-24	6	T E A M		Fault
	Serve	4 KUZNETSOVA G	Serve Hit						
79	Dig	7 KLOCHKOVA L	Fault		18-25	7	+ Opp error		

SET 3

Rally	UKR - Ukraine			Lead	Score	Lead	SLO - Slovenia		
80	Reception	4 KUZNETSOVA G	Fault		0-1	1	+ Serve	10 KOTNIK S	Aces
							Serve	10 KOTNIK S	Fault
81			Opp error +		1-1				
	Serve	2 CHURKINA A	Serve Hit						
82			Opp error +	1	2-1		Spike	1 URNAUT A	Fault



PLAY BY PLAY

比赛回合文字播报

SET 3

Rally	UKR - Ukraine			Lead	Score	Lead	SLO - Slovenia		
83	Serve	2 CHURKINA A	Serve Hit						
	Dig	9 OSETYNSKA I	Fault		2-2		+		Opp error
84	Dig	9 OSETYNSKA I	Fault		2-3	1	+	Serve	6 OCEPEK S Serve Hit
								Spike	1 URNAUT A Spike
85	Block	9 OSETYNSKA I	Fault		2-4	2	+	Serve	6 OCEPEK S Serve Hit
86	Reception	4 KUZNETSOVA G	Fault		2-5	3	+	Block	4 JAKIN B Kill Block
	TIMEOUT								
87			Opp error	+	3-5	2		Serve	6 OCEPEK S Serve Hit
								Dig	10 KOTNIK S Fault
88	Serve	10 LYSENKO A	Fault		3-6	3	+		Opp error
89	Block	7 KLOCHKOVA L	Fault		3-7	4	+	Serve	8 GOSNAK D Serve Hit
90	Reception	2 CHURKINA A	Fault		3-8	5	+	Spike	1 URNAUT A Spike
91	Spike	6 YUDINA I	Fault		3-9	6	+	Serve	8 GOSNAK D Serve Hit
92	Reception	2 CHURKINA A	Fault		3-10	7	+		Opp error
93	Reception	10 LYSENKO A	Fault		3-11	8	+	Serve	8 GOSNAK D Aces
	Sub	2 CHURKINA A 1 PRYVALYKHINA M	Out In						
94	Reception	1 PRYVALYKHINA M	Fault		3-12	9	+	Serve	8 GOSNAK D Serve Hit
								Block	9 TOMIC S Kill Block
95	Spike	6 YUDINA I	Fault		3-13	10	+	Serve	8 GOSNAK D Serve Hit
								Block	1 URNAUT A Kill Block
	TIMEOUT								
96	Reception	1 PRYVALYKHINA M	Fault		3-14	11	+	Serve	8 GOSNAK D Aces
97	Spike	6 YUDINA I	Spike	+	4-14	10		Serve	8 GOSNAK D Serve Hit
								T E A M	Fault
98	Serve	9 OSETYNSKA I	Serve Hit		4-15	11	+	Spike	1 URNAUT A Spike
	Block	6 YUDINA I	Fault					Serve	4 JAKIN B Serve Hit
99	Spike	4 KUZNETSOVA G	Spike	+	5-15	10		Block	9 TOMIC S Fault
100	Serve	7 KLOCHKOVA L	Aces	+	6-15	9		Reception	8 GOSNAK D Fault
101	Dig	9 OSETYNSKA I	Fault		6-16	10	+	Serve	9 TOMIC S Spike
								Serve	1 URNAUT A Serve Hit
102	Spike	1 PRYVALYKHINA M	Spike	+	7-16	9		Block	10 KOTNIK S Fault
103	Serve	6 YUDINA I	Aces	+	8-16	8		Reception	4 JAKIN B Fault
104	Serve	6 YUDINA I	Aces	+	9-16	7		Reception	9 TOMIC S Fault
	TIMEOUT								
105	Serve	6 YUDINA I	Fault		9-17	8	+		Opp error
106	Spike	7 KLOCHKOVA L	Fault		9-18	9	+	Serve	9 TOMIC S Serve Hit
									Opp error
107	Spike	1 PRYVALYKHINA M	Fault		9-19	10	+	Serve	9 TOMIC S Serve Hit
									Opp error
108	Block	10 LYSENKO A	Fault		9-20	11	+	Serve	9 TOMIC S Serve Hit
								Block	6 OCEPEK S Kill Block
109	Spike	1 PRYVALYKHINA M	Spike	+	10-20	10		Serve	9 TOMIC S Serve Hit
								Dig	10 KOTNIK S Fault



PLAY BY PLAY

比赛回合文字播报

SET 3

Rally	UKR - Ukraine			Lead	Score	Lead	SLO - Slovenia		
110	Serve	4 KUZNETSOVA G	Serve Hit						
	Spike	1 PRYVALYKHINA M	Spike +		11-20	9	Dig	4 JAKIN B	Fault
111	Serve	4 KUZNETSOVA G	Serve Hit						
	Dig	7 KLOCHKOVA L	Fault		11-21	10	+ Spike	10 KOTNIK S	Spike
112	Dig	7 KLOCHKOVA L	Fault		11-22	11	+ Spike	10 KOTNIK S	Serve Hit
								1 URNAUT A	Spike
113	Block	10 LYSENKO A	Kill Block +		12-22	10	Serve	10 KOTNIK S	Fault
	Sub	1 PRYVALYKHINA M	Out						
		2 CHURKINA A	In						
114	Serve	2 CHURKINA A	Serve Hit						
			Opp error +		13-22	9	Spike	6 OCEPEK S	Fault
115	Serve	2 CHURKINA A	Serve Hit						
	Set	9 OSETYNSKA I	Fault		13-23	10	+		Opp error
							Sub	1 URNAUT A	Out
								5 CENCELJ M	In
							Sub	6 OCEPEK S	Out
								7 SART A	In
116	Spike	6 YUDINA I	Spike +		14-23	9	Serve	7 SART A	Serve Hit
							Block	8 GOSNAK D	Fault
	Sub	10 LYSENKO A	Out				Sub	7 SART A	Out
		8 GRANOVSKA O	In					6 OCEPEK S	In
							Sub	5 CENCELJ M	Out
								1 URNAUT A	In
117	Serve	8 GRANOVSKA O	Serve Hit						
	Dig	4 KUZNETSOVA G	Fault		14-24	10	+ Spike	1 URNAUT A	Spike
118			Opp error +		15-24	9	Serve	8 GOSNAK D	Serve Hit
							Spike	1 URNAUT A	Fault
119	Serve	9 OSETYNSKA I	Aces +		16-24	8	Block	4 JAKIN B	Fault
									TIMEOUT
120	Serve	9 OSETYNSKA I	Serve Hit						
	Spike	7 KLOCHKOVA L	Spike +		17-24	7	Dig	8 GOSNAK D	Fault
121	Serve	9 OSETYNSKA I	Fault		17-25	8	+ Block	1 URNAUT A	Kill Block

SET 4

Rally	UKR - Ukraine			Lead	Score	Lead	SLO - Slovenia		
122	Serve	2 CHURKINA A	Serve Hit						
	Dig	7 KLOCHKOVA L	Fault		0-1	1	+ Spike	1 URNAUT A	Spike
123			Opp error +		1-1		Serve	6 OCEPEK S	Fault
124	Serve	10 LYSENKO A	Serve Hit						
	Spike	6 YUDINA I	Spike +	1	2-1		Spike	8 GOSNAK D	Fault
125	Serve	10 LYSENKO A	Serve Hit						
	Block	9 OSETYNSKA I	Kill Block +	2	3-1		Spike	1 URNAUT A	Fault
126	Serve	10 LYSENKO A	Serve Hit						
	Dig	4 KUZNETSOVA G	Fault	1	3-2		+ Spike	8 GOSNAK D	Spike
127	Spike	7 KLOCHKOVA L	Fault		3-3		Serve	8 GOSNAK D	Serve Hit
							+ Block	1 URNAUT A	Kill Block
128	Block	6 YUDINA I	Fault		3-4	1	+ Serve	8 GOSNAK D	Aces
129		T E A M	Fault		3-5	2	+ Serve	8 GOSNAK D	Aces



PLAY BY PLAY

比赛回合文字播报

SET 4

Rally	UKR - Ukraine				Lead	Score	Lead	SLO - Slovenia		
								Serve	8 GOSNAK D	Serve Hit
130	Spike	6 YUDINA I	Spike	+		4-5	1		T E A M	Fault
131	Serve	9 OSETYNSKA I	Fault			4-6	2	+		Opp error
								Serve	4 JAKIN B	Serve Hit
132	Spike	6 YUDINA I	Fault			4-7	3	+	Block	9 TOMIC S
								Serve	4 JAKIN B	Serve Hit
133	Spike	6 YUDINA I	Fault			4-8	4	+		Opp error
134			Opp error	+		5-8	3		Serve	4 JAKIN B
	Serve	7 KLOCHKOVA L	Serve Hit							
135	Spike	6 YUDINA I	Fault			5-9	4	+		Opp error
								Serve	1 URNAUT A	Serve Hit
136	Block	4 KUZNETSOVA G	Kill Block	+		6-9	3		Spike	10 KOTNIK S
137	Serve	6 YUDINA I	Aces	+		7-9	2		Reception	1 URNAUT A
138	Serve	6 YUDINA I	Fault			7-10	3	+		Opp error
139	Reception	9 OSETYNSKA I	Fault			7-11	4	+	Serve	9 TOMIC S
								Serve	9 TOMIC S	Serve Hit
140	Spike	10 LYSENKO A	Spike	+		8-11	3		Dig	9 TOMIC S
	Serve	4 KUZNETSOVA G	Serve Hit							
141	Spike	2 CHURKINA A	Fault			8-12	4	+		Opp error
								Serve	10 KOTNIK S	Serve Hit
142	Block	2 CHURKINA A	Kill Block	+		9-12	3		Spike	4 JAKIN B
	Serve	2 CHURKINA A	Serve Hit							
143	Block	7 KLOCHKOVA L	Kill Block	+		10-12	2		Spike	10 KOTNIK S
	Serve	2 CHURKINA A	Serve Hit							
144	Spike	10 LYSENKO A	Spike	+		11-12	1		Dig	1 URNAUT A
									TIMEOUT	
	Serve	2 CHURKINA A	Serve Hit							
145	Spike	10 LYSENKO A	Fault			11-13	2	+		Opp error
								Serve	6 OCEPEK S	Serve Hit
146	Spike	7 KLOCHKOVA L	Spike	+		12-13	1		Block	4 JAKIN B
147	Serve	10 LYSENKO A	Aces	+		13-13			Reception	10 KOTNIK S
	Serve	10 LYSENKO A	Serve Hit							
148			Opp error	+	1	14-13			Spike	1 URNAUT A
	Serve	10 LYSENKO A	Serve Hit							
149	Spike	7 KLOCHKOVA L	Spike	+	2	15-13			T E A M	
									TIMEOUT	
	Serve	10 LYSENKO A	Serve Hit							
150	Block	7 KLOCHKOVA L	Fault		1	15-14		+	Spike	1 URNAUT A
								Serve	8 GOSNAK D	Serve Hit
151	Spike	9 OSETYNSKA I	Fault			15-15		+	Block	1 URNAUT A
								Serve	8 GOSNAK D	Serve Hit
152			Opp error	+	1	16-15			T E A M	
	Serve	9 OSETYNSKA I	Serve Hit							
153			Opp error	+	2	17-15			Block	9 TOMIC S
	Serve	9 OSETYNSKA I	Serve Hit							
154	Block	4 KUZNETSOVA G	Kill Block	+	3	18-15			Reception	6 OCEPEK S
										Fault



PLAY BY PLAY

比赛回合文字播报

SET 4

Rally	UKR - Ukraine			Lead	Score	Lead	SLO - Slovenia		
							Sub	9 TOMIC S	Out
								3 KOVACIC B	In
155	Serve	9 OSETYNSKA I	Serve Hit						
	Set	7 KLOCHKOVA L	Fault	2	18-16		+		Opp error
							Sub	1 URNAUT A	Out
								5 CENCELJ M	In
							Sub	4 JAKIN B	Out
								7 SART A	In
156	Dig	9 OSETYNSKA I	Fault	1	18-17		+	Serve	7 SART A
								Spike	8 GOSNAK D
157		T E A M	Fault		18-18		+	Serve	7 SART A
		TIMEOUT							
158	Spike	7 KLOCHKOVA L	Spike	+	1	19-18		Serve	7 SART A
								Set	6 OCEPEK S
	Sub	2 CHURKINA A	Out					Sub	7 SART A
		1 PRYVALYKHINA M	In						4 JAKIN B
								Sub	5 CENCELJ M
									1 URNAUT A
159	Serve	7 KLOCHKOVA L	Fault		19-19		+		Opp error
160	Reception	7 KLOCHKOVA L	Fault		19-20	1	+	Serve	1 URNAUT A
									Aces
161	Spike	1 PRYVALYKHINA M	Spike	+		20-20		Serve	1 URNAUT A
									T E A M
									Fault
162	Serve	6 YUDINA I	Serve Hit						
	Spike	6 YUDINA I	Spike	+	1	21-20		Dig	1 URNAUT A
									Fault
								Sub	3 KOVACIC B
									9 TOMIC S
163	Serve	6 YUDINA I	Serve Hit						
	Dig	6 YUDINA I	Fault		21-21		+	Spike	1 URNAUT A
									Spike
164	Block	10 LYSENKO A	Fault		21-22	1	+	Serve	9 TOMIC S
								+	Block
									10 KOTNIK S
									Kill Block
165	Spike	1 PRYVALYKHINA M	Fault		21-23	2	+	Serve	9 TOMIC S
									Serve Hit
	Sub	1 PRYVALYKHINA M	Out						Opp error
		2 CHURKINA A	In						
166			Opp error	+		22-23	1	Serve	9 TOMIC S
									Fault
167	Serve	4 KUZNETSOVA G	Serve Hit						
	Dig	6 YUDINA I	Fault		22-24	2	+		Opp error
168	Reception	6 YUDINA I	Fault		22-25	3	+	Serve	10 KOTNIK S
									Aces

Legend:

+ Point scored by team Opp Opponent Sub Substitution



MATCH RESULT

比赛结果表

P2

Match Duration: 1h38m
Spectators: 1,800

UKR vs SLO
1 3

Team	Sets	1	2	3	4	Total
UKR	1	25	18	17	22	82
SLO	3	11	25	25	25	86
Playing Time		19m	22m	23m	25m	1h29m

First Referee: XIA Xin (CHN)

Second Referee: JUNG Malsoon (KOR)

UKR - UKRAINE								
No	C/L	Name	1	2	3	4	5	Pts
1		PRYVALYKHINA Margaryta		4	2	2		7
2	C	CHURKINA Anzhelika	2	1	2	1		7
3		LOMAKINA Liubov		2				1
4		KUZNETSOVA Galyna	1	6	1	6		4
6		YUDINA Ilona	6	5	6	5		13
7		KLOCHKOVA Larysa	5	4	5	4		9
8		GRANOVSKA Oleksandra			10			0
9		OSETYNSKA Inna	4	3	4	3		6
10		LYSENKO Alla	3	2	3	2		5
Head Coach:		TYMOSHENKO Viktor (UKR)						
Assistant Coach:		MALOYVAN Yaroslav (UKR)						

SLO - SLOVENIA								
No	C/L	Name	1	2	3	4	5	Pts
1	C	URNAUT Anita	4	5	5	5		22
2	L	GRADISEK Emilie	L	L	L	L		0
3		KOVACIC Boza	6			9		0
4		JAKIN Bogomira	3	4	4	4		2
5		CENCELJ Marinka	4	1	1	1		0
6		OCEPEK Suzana	1	2	2	2		5
7		SART Alenka	1	4	6	4		1
8		GOSNAK Danica	2	3	3	3		10
9		TOMIC Stefaka	5	6	6	6		8
10		KOTNIK Sasa	6	1	1	1		5
14		JUSTIN Ana						0
Head Coach:		URNAUT Adolf (SLO)						
Assistant Coach:		OZMEC Peter (SLO)						

TEAM AND PLAYER PERFORMANCES

Won	Total Atts	No	Name
30	97	Total Team	
8	24	6	YUDINA Ilona
7	19	7	KLOCHKOVA Larysa
5	10	1	PRYVALYKHINA Margaryta
12	55	Total Team	
2	12	6	YUDINA Ilona
2	5	2	CHURKINA Anzhelika
2	4	1	PRYVALYKHINA Margaryta
10	83	Total Team	
3	11	6	YUDINA Ilona
2	17	9	OSETYNSKA Inna
2	13	10	LYSENKO Alla
30		Total Team	
82	235	Total Team	
13	47	6	YUDINA Ilona

Scoring Skills
Spike
Block
Serve
Opp Error
Total
Best Scorer

Won	Total Atts	No	Name
27	109	Total Team	
15	48	1	URNAUT Anita
4	17	8	GOSNAK Danica
3	11	6	OCEPEK Suzana
12	41	Total Team	
5	9	1	URNAUT Anita
3	7	9	TOMIC Stefaka
2	9	10	KOTNIK Sasa
14	85	Total Team	
6	24	8	GOSNAK Danica
2	19	9	TOMIC Stefaka
2	9	1	URNAUT Anita
33		Total Team	
86	235	Total Team	
22	66	1	URNAUT Anita

Legend:			
Atts	Attempts	C	Team Captain
n	Starting Line-Up where n=starting position on Court (i.e. positions 1 to 6)	L	Libero Player
nn	Substitute where nn=jersey number of out going player	Opp	Opponent
		L	Substitute Libero
		Pts	Points scored



MATCH STATISTICS

比赛技术统计

P3

Match Duration: 1h38m
Spectators: 1,800




UKR vs SLO
1 vs 3

Team	Sets	1	2	3	4	Total
UKR	1	25	18	17	22	82
SLO	3	11	25	25	25	86
Playing Time		19m	22m	23m	25m	1h29m

First Referee: XIA Xin (CHN)

Second Referee: JUNG Malsoon (KOR)

UKR - UKRAINE

Scoring Spikers	Rk	No	Name	Spikes	Faults	Shots	Total Attempts	Eff %
	1	7	KLOCHKOVA Larysa	7	4	8	19	15.79
	2	6	YUDINA Ilona	8	7	9	24	4.17
	3	2	CHURKINA Anzhelika	4	6	5	15	0.00
	9	9	OSETYNSKA Inna	3	1	9	13	
	10	10	LYSENKO Alla	2	1	7	10	
	1	1	PRYVALYKHINA Margaryta	5	2	3	10	
	4	4	KUZNETSOVA Galyna	1	1	3	5	
	3	3	LOMAKINA Liubov	-	1	-	1	
8	8	GRANOVSKA Oleksandra	-	-	-	-		
Limit 15.00 %	Team Totals			30	23	44	97	7.22
Scoring Blockers	Rk	No	Name	Kill Blocks	Faults	Rebounds	Total Attempts	Avg by Set
	1	6	YUDINA Ilona	2	2	8	12	0.50
	1	2	CHURKINA Anzhelika	2	-	3	5	0.50
	1	1	PRYVALYKHINA Margaryta	2	-	2	4	0.50
	1	4	KUZNETSOVA Galyna	2	-	1	3	0.50
	5	10	LYSENKO Alla	1	4	9	14	0.25
	5	7	KLOCHKOVA Larysa	1	5	5	11	0.25
	5	9	OSETYNSKA Inna	1	2	2	5	0.25
	5	3	LOMAKINA Liubov	1	-	-	1	0.25
8	8	GRANOVSKA Oleksandra	-	-	-	-		
	Team Totals			12	13	30	55	3.00
Scoring Servers	Rk	No	Name	Aces	Faults	Serve Hits	Total Attempts	Avg by Set
	1	6	YUDINA Ilona	3	2	6	11	0.75
	2	9	OSETYNSKA Inna	2	3	12	17	0.50
	2	10	LYSENKO Alla	2	1	10	13	0.50
	4	2	CHURKINA Anzhelika	1	-	17	18	0.25
	4	4	KUZNETSOVA Galyna	1	-	14	15	0.25
	4	7	KLOCHKOVA Larysa	1	2	5	8	0.25
	7	8	GRANOVSKA Oleksandra	-	-	1	1	0.00
	1	1	PRYVALYKHINA Margaryta	-	-	-	-	
3	3	LOMAKINA Liubov	-	-	-	-		
	Team Totals			10	8	65	83	2.50
Team	Opponent Errors & Team Faults			30	3			



MATCH STATISTICS

比赛技术统计

P3

Match Duration: 1h38m
Spectators: 1,800




UKR vs SLO
1 3

Team	Sets	1	2	3	4	Total
UKR	1	25	18	17	22	82
SLO	3	11	25	25	25	86
Playing Time		19m	22m	23m	25m	1h29m

First Referee: XIA Xin (CHN)

Second Referee: JUNG Malsoon (KOR)

UKR - UKRAINE

Non-scoring Diggers	Rk	No	Name	Digs	Faults	Receptions	Total Attempts	Avg by Set
	1	2	CHURKINA Anzhelika	11	1	1	13	2.75
	2	7	KLOCHKOVA Larysa	8	4	3	15	2.00
	3	6	YUDINA Ilona	7	7	3	17	1.75
	3	9	OSETYNSKA Inna	7	8	1	16	1.75
	3	4	KUZNETSOVA Galyna	7	4	2	13	1.75
	6	10	LYSENKO Alla	3	-	2	5	0.75
		1	PRYVALYKHINA Margaryta	-	-	-	-	-
		3	LOMAKINA Liubov	-	-	-	-	-
		8	GRANOVSKA Oleksandra	-	-	-	-	-
	Team Totals				43	24	12	79
Non-scoring Setters	Rk	No	Name	Running Sets	Faults	Still Sets	Total Attempts	Avg by Set
	1	2	CHURKINA Anzhelika	3	-	14	17	0.75
	2	9	OSETYNSKA Inna	1	1	18	20	0.25
	2	6	YUDINA Ilona	1	-	12	13	0.25
	2	1	PRYVALYKHINA Margaryta	1	-	4	5	0.25
	5	7	KLOCHKOVA Larysa	-	1	4	5	0.00
	5	4	KUZNETSOVA Galyna	-	-	3	3	0.00
	5	10	LYSENKO Alla	-	-	3	3	0.00
	5	3	LOMAKINA Liubov	-	1	1	2	0.00
		8	GRANOVSKA Oleksandra	-	-	-	-	-
	Team Totals				6	3	59	68
Non-scoring Receivers	Rk	No	Name	Excellents	Faults	Serve Receptions	Total Attempts	Succ %
	1	6	YUDINA Ilona	17	1	1	19	89.47
	2	2	CHURKINA Anzhelika	15	3	1	19	78.95
		9	OSETYNSKA Inna	7	1	1	9	
		10	LYSENKO Alla	4	1	2	7	
		7	KLOCHKOVA Larysa	4	2	-	6	
		4	KUZNETSOVA Galyna	2	2	1	5	
		1	PRYVALYKHINA Margaryta	1	2	-	3	
		3	LOMAKINA Liubov	-	-	-	-	
		8	GRANOVSKA Oleksandra	-	-	-	-	
	Team Totals				50	12	6	68
Limit								25.00 %

Legend:	Avg	Eff%	Rk	Succ %
	Average	Efficiency	Rank	Success %



MATCH STATISTICS

比赛技术统计

P3

Match Duration: 1h38m
Spectators: 1,800




UKR vs SLO
1 3

Team	Sets	1	2	3	4	Total
UKR	1	25	18	17	22	82
SLO	3	11	25	25	25	86
Playing Time		19m	22m	23m	25m	1h29m

First Referee: XIA Xin (CHN)

Second Referee: JUNG Malsoon (KOR)

SLO - SLOVENIA

Scoring Spikers	Rk	No	Name	Spikes	Faults	Shots	Total Attempts	Eff %	
	1	1	URNAUT Anita	15	7	26	48	16.67	
	2	8	GOSNAK Danica	4	2	11	17	11.76	
	3	10	KOTNIK Sasa	1	5	13	19	0.00	
	6	6	OCEPEK Suzana	3	2	6	11		
	9	9	TOMIC Stefaka	3	-	3	6		
	4	4	JAKIN Bogomira	1	2	2	5		
	5	5	CENCELJ Marinka	-	2	-	2		
	7	7	SART Alenka	-	-	1	1		
	2	2	GRADISEK Emilie	-	-	-	-		
	3	3	KOVACIC Boza	-	-	-	-		
	14	14	JUSTIN Ana	-	-	-	-		
	Limit	15.00 %							
	Team Totals				27	20	62	109	6.42
	Scoring Blockers	Rk	No	Name	Kill Blocks	Faults	Rebounds	Total Attempts	Avg by Set
	1	1	URNAUT Anita	5	-	4	9	1.25	
	2	9	TOMIC Stefaka	3	4	-	7	0.75	
	3	10	KOTNIK Sasa	2	3	4	9	0.50	
	4	4	JAKIN Bogomira	1	2	4	7	0.25	
	4	6	OCEPEK Suzana	1	1	1	3	0.25	
	6	8	GOSNAK Danica	-	2	3	5	0.00	
	6	3	KOVACIC Boza	-	-	1	1	0.00	
	2	2	GRADISEK Emilie	-	-	-	-		
	5	5	CENCELJ Marinka	-	-	-	-		
	7	7	SART Alenka	-	-	-	-		
	14	14	JUSTIN Ana	-	-	-	-		
	Team Totals				12	12	17	41	3.00
	Scoring Servers	Rk	No	Name	Aces	Faults	Serve Hits	Total Attempts	Avg by Set
		1	8	GOSNAK Danica	6	1	17	24	1.50
2		9	TOMIC Stefaka	2	1	16	19	0.50	
2		1	URNAUT Anita	2	-	7	9	0.50	
2		10	KOTNIK Sasa	2	2	5	9	0.50	
5		6	OCEPEK Suzana	1	4	8	13	0.25	
5		7	SART Alenka	1	1	3	5	0.25	
7		4	JAKIN Bogomira	-	1	5	6	0.00	
2		2	GRADISEK Emilie	-	-	-	-		
3		3	KOVACIC Boza	-	-	-	-		
5		5	CENCELJ Marinka	-	-	-	-		
14		14	JUSTIN Ana	-	-	-	-		
Team Totals					14	10	61	85	3.50
Team		Opponent Errors & Team Faults			33	8			



MATCH STATISTICS

比赛技术统计

P3

Match Duration: 1h38m
Spectators: 1,800




UKR vs SLO
1 vs 3

Team	Sets	1	2	3	4	Total
UKR	1	25	18	17	22	82
SLO	3	11	25	25	25	86
Playing Time		19m	22m	23m	25m	1h29m

First Referee: XIA Xin (CHN)

Second Referee: JUNG Malsoon (KOR)

SLO - SLOVENIA

Non-scoring Diggers	Rk	No	Name	Digs	Faults	Receptions	Total Attempts	Avg by Set	
	1	1	URNAUT Anita	12	5	-	17	3.00	
	2	8	GOSNAK Danica	9	2	3	14	2.25	
	3	10	KOTNIK Sasa	7	7	2	16	1.75	
	3	6	OCEPEK Suzana	7	1	-	8	1.75	
	5	9	TOMIC Stefaka	5	2	1	8	1.25	
	5	4	JAKIN Bogomira	5	1	1	7	1.25	
	7	3	KOVACIC Boza	1	-	-	1	0.25	
	7	7	SART Alenka	1	-	-	1	0.25	
		2	GRADISEK Emilie	-	-	-	-	-	
		5	CENCELJ Marinka	-	-	-	-	-	
		14	JUSTIN Ana	-	-	-	-	-	
	Team Totals				47	18	7	72	11.75
	Non-scoring Setters	Rk	No	Name	Running Sets	Faults	Still Sets	Total Attempts	Avg by Set
		1	8	GOSNAK Danica	3	1	28	32	0.75
2		4	JAKIN Bogomira	2	1	17	20	0.50	
2		1	URNAUT Anita	2	-	10	12	0.50	
4		10	KOTNIK Sasa	-	-	12	12	0.00	
4		6	OCEPEK Suzana	-	1	6	7	0.00	
4		9	TOMIC Stefaka	-	1	2	3	0.00	
		2	GRADISEK Emilie	-	-	-	-	-	
		3	KOVACIC Boza	-	-	-	-	-	
		5	CENCELJ Marinka	-	-	-	-	-	
		7	SART Alenka	-	-	-	-	-	
		14	JUSTIN Ana	-	-	-	-	-	
Team Totals					7	4	75	86	1.75
Non-scoring Receivers		Rk	No	Name	Excellents	Faults	Serve Receptions	Total Attempts	Succ %
		1	9	TOMIC Stefaka	20	1	1	22	90.91
	2	10	KOTNIK Sasa	15	3	1	19	78.95	
		1	URNAUT Anita	9	1	1	11		
		6	OCEPEK Suzana	7	1	1	9		
		4	JAKIN Bogomira	4	1	-	5		
		8	GOSNAK Danica	3	1	-	4		
		7	SART Alenka	1	-	-	1		
		2	GRADISEK Emilie	-	1	-	1		
		5	CENCELJ Marinka	-	1	-	1		
		3	KOVACIC Boza	-	-	-	-		
		14	JUSTIN Ana	-	-	-	-		
	Limit								
	25.00 %				59	10	4	73	80.82

Legend:	Avg	Eff%	Rk	Succ %
Average	Efficiency	Rank	Success %	



START LIST

参赛名单

UKR vs JPN

P1

First Referee: SHANISHAH Khalid Salem (LBA)

Second Referee: PAVIC Ivana (CRO)

UKR - UKRAINE Uniform Colour: WHITE

No	C/L	Name	Sport Class	Date of Birth	Tournament Totals				
					Spike	Block	Serve	Total	%
1		PRYVALYKHINA Margaryta	MD	9 MAR 1980	10	3	0	13	11.50
2	C	CHURKINA Anzhelika	MD	18 SEP 1969	9	4	1	14	12.39
3		LOMAKINA Liubov	D	25 SEP 1955	2	2	0	4	3.54
4		KUZNETSOVA Galyna	D	22 JAN 1960	1	3	1	5	4.42
6		YUDINA Ilona	D	28 JUN 1984	23	5	4	32	28.32
7		KLOCHKOVA Larysa	D	15 APR 1970	15	3	1	19	16.81
8		GRANOVSKA Oleksandra	D	25 MAR 1952	0	0	0	0	0.00
9		OSETYNSKA Inna	D	1 JAN 1967	7	2	4	13	11.50
10		LYSENKO Alla	D	31 MAY 1969	5	6	2	13	11.50
Head Coach: TYMOSHENKO Viktor (UKR)			Assistant: MALOYVAN Yaroslav (UKR)						

Results in these Paralympic Games	Phase	Opponent	Sets	Points per Set
	Preliminary-Pool A	SLO	1 - 3	25-11, 18-25, 17-25, 22-25
	Preliminary-Pool A	NED	1 - 3	14-25, 25-23, 21-25, 19-25

JPN - JAPAN Uniform Colour: BLACK

No	C/L	Name	Sport Class	Date of Birth	Tournament Totals				
					Spike	Block	Serve	Total	%
1		AWANO Sachie	D	13 SEP 1988	5	2	0	7	9.59
2		OSADA Mamiko	D	23 JUL 1967	2	1	2	5	6.85
3		OKAHIRA Yukari	D	9 MAR 1968	5	1	2	8	10.96
4		FUJII Junko	D	3 APR 1966	0	0	0	0	0.00
5	L	SAITO Yoko	D	21 SEP 1972	0	0	0	0	0.00
6		OMURA Shiori	MD	5 NOV 1985	24	5	2	31	42.47
7	C	KANEKI Emi	D	6 MAR 1982	6	2	3	11	15.07
8		KANEDA Noriko	D	21 FEB 1964	8	2	0	10	13.70
9		SAKAMOTO Tomoko	D	27 JAN 1967	1	0	0	1	1.37
10		TOMIYA Kiyoko	D	8 NOV 1966	0	0	0	0	0.00
11		SAKAMOTO Haruni	D	15 JUN 1967	0	0	0	0	0.00
Head Coach: MANO Yoshihisa (JPN)			Assistant: YAMASHITA Shin (JPN)						

Results in these Paralympic Games	Phase	Opponent	Sets	Points per Set
	Preliminary-Pool A	SLO	1 - 3	19-25, 25-21, 19-25, 9-25
	Preliminary-Pool A	NED	0 - 3	4-25, 21-25, 18-25

Legend:	%	Percent of total team scoring	C	Team Captain	L	Libero Player
---------	---	-------------------------------	---	--------------	---	---------------



PLAY BY PLAY

比赛回合文字播报

Match Duration: 1h00m
Spectators: 800

UKR vs JPN
3 vs 0

Team	Sets	1	2	3	Total
UKR	3	25	25	25	75
JPN	0	16	14	18	48
	Playing Time	15m	19m	20m	54m

First Referee: SHANISHAH Khalid Salem (LBA)

Second Referee: PAVIC Ivana (CRO)

SET 1

Rally	UKR - Ukraine			Lead	Score	Lead	JPN - Japan		
1	Serve	2 CHURKINA A	Serve Hit				Dig	5 SAITO Y	Fault
			Opp error +	1	1-0				
2	Serve	2 CHURKINA A	Serve Hit						
	Spike	2 CHURKINA A	Fault		1-1		+		Opp error
3		T E A M	Fault		1-2	1	+	Serve	1 AWANO S
							+	Spike	6 OMURA S
4	Reception	9 OSETYNSKA I	Fault		1-3	2	+	Serve	1 AWANO S
							+	Serve	1 AWANO S
5	Spike	9 OSETYNSKA I	Spike +		2-3	1		Dig	1 AWANO S
									Fault
6	Serve	10 LYSENKO A	Serve Hit						
	Block	7 KLOCHKOVA L	Kill Block +		3-3			Spike	6 OMURA S
									Fault
7	Serve	10 LYSENKO A	Serve Hit						
		T E A M	Fault		3-4	1	+	Spike	6 OMURA S
								Serve	3 OKAHIRA Y
8	Block	6 YUDINA I	Fault		3-5	2	+	Spike	6 OMURA S
								Serve	3 OKAHIRA Y
9	Spike	7 KLOCHKOVA L	Fault		3-6	3	+		Opp error
								Serve	3 OKAHIRA Y
10	Spike	6 YUDINA I	Spike +		4-6	2		Dig	7 KANEKI E
									Fault
11	Serve	9 OSETYNSKA I	Aces +		5-6	1		Set	2 OSADA M
									Fault
12	Serve	9 OSETYNSKA I	Fault		5-7	2	+		Opp error
								Serve	6 OMURA S
13	Block	7 KLOCHKOVA L	Fault		5-8	3	+	Spike	7 KANEKI E
								Serve	6 OMURA S
14	Dig	10 LYSENKO A	Fault		5-9	4	+	Spike	7 KANEKI E
								Serve	6 OMURA S
15	Spike	6 YUDINA I	Spike +		6-9	3		Block	8 KANEDA N
									Fault
16	Serve	7 KLOCHKOVA L	Aces +		7-9	2		Reception	6 OMURA S
									Fault
17	Serve	7 KLOCHKOVA L	Fault		7-10	3	+		Opp error
								Serve	2 OSADA M
18	Spike	4 KUZNETSOVA G	Fault		7-11	4	+		Opp error
								Serve	2 OSADA M
19	Spike	6 YUDINA I	Spike +		8-11	3		Dig	3 OKAHIRA Y
									Fault
20	Serve	6 YUDINA I	Aces +		9-11	2		Dig	2 OSADA M
									Fault
21	Serve	6 YUDINA I	Serve Hit						
	Spike	2 CHURKINA A	Spike +		10-11	1		Reception	6 OMURA S
									Fault
22	Serve	6 YUDINA I	Serve Hit						
	Spike	2 CHURKINA A	Spike +		11-11			Block	7 KANEKI E
									Fault
23	Serve	6 YUDINA I	Fault		11-12	1	+		Opp error



PLAY BY PLAY

比赛回合文字播报

SET 1

Rally	UKR - Ukraine			Lead	Score	Lead	JPN - Japan		
24	Spike	10 LYSENKO A	Spike +		12-12		Serve	8 KANEDA N	Serve Hit
								T E A M	Fault
25	Serve	4 KUZNETSOVA G	Serve Hit				Spike	3 OKAHIRA Y	Fault
			Opp error +	1	13-12				
26	Serve	4 KUZNETSOVA G	Serve Hit						
	Dig	4 KUZNETSOVA G	Fault		13-13		+ Spike	3 OKAHIRA Y	Spike
27	Spike	9 OSETYNSKA I	Spike +	1	14-13		Serve	7 KANEKI E	Serve Hit
							Dig	1 AWANO S	Fault
28	Serve	2 CHURKINA A	Serve Hit						
			Opp error +	2	15-13		Spike	6 OMURA S	Fault
29	Serve	2 CHURKINA A	Aces +	3	16-13		Block	6 OMURA S	Fault
30	Serve	2 CHURKINA A	Serve Hit						
	Dig	4 KUZNETSOVA G	Fault	2	16-14		+ Spike	6 OMURA S	Spike
31	Block	9 OSETYNSKA I	Fault	1	16-15		+ Serve	1 AWANO S	Aces
32			Opp error +	2	17-15		Serve	1 AWANO S	Fault
33	Serve	10 LYSENKO A	Serve Hit						
			Opp error +	3	18-15		Dig	6 OMURA S	Fault
34	Serve	10 LYSENKO A	Aces +	4	19-15		Reception	1 AWANO S	Fault
									TIMEOUT
35	Serve	10 LYSENKO A	Serve Hit						
	Spike	9 OSETYNSKA I	Spike +	5	20-15		Dig	7 KANEKI E	Fault
36	Serve	10 LYSENKO A	Serve Hit						
	Block	6 YUDINA I	Kill Block +	6	21-15		Spike	6 OMURA S	Fault
									TIMEOUT
37	Serve	10 LYSENKO A	Serve Hit						
	Dig	9 OSETYNSKA I	Fault	5	21-16		+ Spike	6 OMURA S	Spike
38	Spike	6 YUDINA I	Spike +	6	22-16		Serve	3 OKAHIRA Y	Serve Hit
							Dig	8 KANEDA N	Fault
39	Serve	9 OSETYNSKA I	Aces +	7	23-16		Reception	1 AWANO S	Fault
40	Serve	9 OSETYNSKA I	Aces +	8	24-16		Block	8 KANEDA N	Fault
41	Serve	9 OSETYNSKA I	Serve Hit						
	Spike	7 KLOCHKOVA L	Spike +	9	25-16		Dig	7 KANEKI E	Fault

SET 2

Rally	UKR - Ukraine			Lead	Score	Lead	JPN - Japan		
42	Block	10 LYSENKO A	Kill Block +	1	1-0		Serve	7 KANEKI E	Serve Hit
							Spike	6 OMURA S	Fault
43	Serve	2 CHURKINA A	Serve Hit						
			Opp error +	2	2-0		Dig	5 SAITO Y	Fault
44	Serve	2 CHURKINA A	Serve Hit						
	Dig	2 CHURKINA A	Fault	1	2-1		+ Spike	1 AWANO S	Spike
45			Opp error +	2	3-1		Serve	1 AWANO S	Serve Hit
							Dig	5 SAITO Y	Fault
46	Serve	10 LYSENKO A	Serve Hit						
	Spike	7 KLOCHKOVA L	Spike +	3	4-1			T E A M	Fault
47	Serve	10 LYSENKO A	Serve Hit						
	Block	6 YUDINA I	Kill Block +	4	5-1		Spike	6 OMURA S	Fault
48	Serve	10 LYSENKO A	Serve Hit						
	Spike	9 OSETYNSKA I	Fault	3	5-2				Opp error



PLAY BY PLAY

比赛回合文字播报

SET 2

Rally	UKR - Ukraine			Lead	Score	Lead	JPN - Japan		
							Serve	3 OKAHIRA Y	Serve Hit
49	Dig	7 KLOCHKOVA L	Fault	2	5-3	+	Spike	8 KANEDA N	Spike
50	Reception	10 LYSENKO A	Fault	1	5-4	+	Serve	3 OKAHIRA Y	Aces
							Serve	3 OKAHIRA Y	Serve Hit
51	Dig	4 KUZNETSOVA G	Fault		5-5	+	Spike	6 OMURA S	Spike
							Serve	3 OKAHIRA Y	Serve Hit
52	Spike	6 YUDINA I	Spike	+	1	6-5	Block	2 OSADA M	Fault
53	Serve	9 OSETYNSKA I	Aces	+	2	7-5	Reception	7 KANEKI E	Fault
54	Serve	9 OSETYNSKA I	Fault		1	7-6	+		Opp error
55			Opp error	+	2	8-6	Serve	6 OMURA S	Fault
56	Serve	7 KLOCHKOVA L	Fault		1	8-7	+		Opp error
							Serve	2 OSADA M	Serve Hit
57	Spike	6 YUDINA I	Spike	+	2	9-7	Dig	2 OSADA M	Fault
58	Serve	6 YUDINA I	Aces	+	3	10-7	Block	7 KANEKI E	Fault
59	Serve	6 YUDINA I	Fault		2	10-8	+		Opp error
							Serve	8 KANEDA N	Serve Hit
60	Spike	2 CHURKINA A	Spike	+	3	11-8		T E A M	Fault
	Serve	4 KUZNETSOVA G	Serve Hit						
61	Block	10 LYSENKO A	Kill Block	+	4	12-8	Spike	1 AWANO S	Fault
	Serve	4 KUZNETSOVA G	Serve Hit						
62	Block	10 LYSENKO A	Kill Block	+	5	13-8	Spike	1 AWANO S	Fault
	Serve	4 KUZNETSOVA G	Serve Hit						
63			Opp error	+	6	14-8	Spike	1 AWANO S	Fault
	Serve	4 KUZNETSOVA G	Serve Hit						
64	Block	10 LYSENKO A	Fault		5	14-9	+		Opp error
65	Block	10 LYSENKO A	Kill Block	+	6	15-9	Serve	7 KANEKI E	Fault
	Serve	2 CHURKINA A	Serve Hit						
66	Dig	6 YUDINA I	Fault		5	15-10	+	Spike	1 AWANO S
							Serve	1 AWANO S	Serve Hit
67	Spike	7 KLOCHKOVA L	Fault		4	15-11	+		Opp error
							Serve	1 AWANO S	Serve Hit
68	Block	7 KLOCHKOVA L	Kill Block	+	5	16-11	Spike	6 OMURA S	Fault
	Serve	10 LYSENKO A	Serve Hit						
69	Block	9 OSETYNSKA I	Fault		4	16-12	+	Spike	2 OSADA M
							Serve	3 OKAHIRA Y	Serve Hit
70	Spike	6 YUDINA I	Spike	+	5	17-12		T E A M	Fault
	Sub	2 CHURKINA A	Out						
		3 LOMAKINA L	In						
	Sub	4 KUZNETSOVA G	Out						
		1 PRYVALYKHINA M	In						
	Serve	9 OSETYNSKA I	Serve Hit						
71			Opp error	+	6	18-12	Spike	8 KANEDA N	Fault
72	Serve	9 OSETYNSKA I	Aces	+	7	19-12	Reception	1 AWANO S	Fault
									TIMEOUT
	Serve	9 OSETYNSKA I	Serve Hit						
73			Opp error	+	8	20-12	Spike	2 OSADA M	Fault
	Serve	9 OSETYNSKA I	Serve Hit						
74	Block	1 PRYVALYKHINA M	Kill Block	+	9	21-12	Spike	2 OSADA M	Fault



PLAY BY PLAY

比赛回合文字播报

SET 2

Rally	UKR - Ukraine			Lead	Score	Lead	JPN - Japan		
	TIMEOUT								
75	Serve	9 OSETYNSKA I	Serve Hit						
	Block	1 PRYVALYKHINA M	Fault	8	21-13	+			Opp error
76	Spike	1 PRYVALYKHINA M	Spike +	9	22-13		Serve	6 OMURA S	Serve Hit
							Dig	3 OKAHIRA Y	Fault
77	Serve	7 KLOCHKOVA L	Serve Hit						
	Dig	6 YUDINA I	Fault	8	22-14	+	Block	7 KANEKI E	Kill Block
							Sub	2 OSADA M	Out
								9 SAKAMOTO T	In
78	Block	1 PRYVALYKHINA M	Kill Block +	9	23-14		Serve	9 SAKAMOTO T	Fault
79	Serve	6 YUDINA I	Aces +	10	24-14		Reception	9 SAKAMOTO T	Fault
80	Serve	6 YUDINA I	Serve Hit						
	Spike	1 PRYVALYKHINA M	Spike +	11	25-14			T E A M	Fault

SET 3

Rally	UKR - Ukraine			Lead	Score	Lead	JPN - Japan		
81	Serve	2 CHURKINA A	Serve Hit						
	Block	10 LYSENKO A	Fault		0-1	1	+		Opp error
82	Reception	4 KUZNETSOVA G	Fault		0-2	2	+	Serve	1 AWANO S
83			Opp error +		1-2	1		Serve	1 AWANO S
									Fault
84	Serve	10 LYSENKO A	Serve Hit						
	Block	6 YUDINA I	Kill Block +		2-2			Spike	3 OKAHIRA Y
									Fault
85	Serve	10 LYSENKO A	Serve Hit						
	Spike	6 YUDINA I	Spike +	1	3-2			Dig	5 SAITO Y
									Fault
86	Serve	10 LYSENKO A	Aces +	2	4-2			Reception	1 AWANO S
									Fault
87	Serve	10 LYSENKO A	Serve Hit						
		T E A M	Fault	1	4-3		+	Spike	3 OKAHIRA Y
									Spike
88	Spike	6 YUDINA I	Spike +	2	5-3			Serve	3 OKAHIRA Y
								Block	2 OSADA M
									Serve Hit
89	Serve	9 OSETYNSKA I	Serve Hit						Fault
			Opp error +	3	6-3			Spike	6 OMURA S
									Fault
90	Serve	9 OSETYNSKA I	Serve Hit						
	Set	10 LYSENKO A	Fault	2	6-4		+		Opp error
91	Spike	7 KLOCHKOVA L	Fault	1	6-5		+	Serve	6 OMURA S
									Aces
92			Opp error +	2	7-5			Serve	6 OMURA S
									Serve Hit
93	Serve	7 KLOCHKOVA L	Fault	1	7-6		+		Opp error
								Serve	2 OSADA M
								Block	1 AWANO S
									Serve Hit
94		T E A M	Fault		7-7		+		Kill Block
								Serve	2 OSADA M
95	Spike	6 YUDINA I	Fault		7-8	1	+		Serve Hit
									Opp error
96	Spike	6 YUDINA I	Spike +		8-8			Serve	2 OSADA M
								Dig	1 AWANO S
									Serve Hit
97	Serve	6 YUDINA I	Serve Hit				+	Spike	8 KANEDA N
		T E A M	Fault		8-9	1			Spike
98			Opp error +		9-9			Serve	8 KANEDA N
									Fault
99	Serve	4 KUZNETSOVA G	Serve Hit						
	Dig	6 YUDINA I	Fault		9-10	1	+	Spike	1 AWANO S
									Spike



PLAY BY PLAY

比赛回合文字播报

SET 3

Rally	UKR - Ukraine			Lead	Score	Lead	JPN - Japan			
100	Spike	2 CHURKINA A	Fault		9-11	2	+	Serve	7 KANEKI E	Serve Hit
								Opp error		
101	Spike	10 LYSENKO A	Spike +		10-11	1		Serve	7 KANEKI E	Serve Hit
								Dig	7 KANEKI E	Fault
102	Serve	2 CHURKINA A	Serve Hit							
	Dig	2 CHURKINA A	Fault		10-12	2	+	Spike	6 OMURA S	Spike
103			Opp error +		11-12	1		Serve	1 AWANO S	Fault
104	Serve	10 LYSENKO A	Serve Hit							
	Block	7 KLOCHKOVA L	Kill Block +		12-12			Spike	2 OSADA M	Fault
105	Serve	10 LYSENKO A	Serve Hit							
	Set	7 KLOCHKOVA L	Fault		12-13	1	+			Opp error
106	Spike	6 YUDINA I	Spike +		13-13			Serve	3 OKAHIRA Y	Serve Hit
								Dig	1 AWANO S	Fault
	Sub	2 CHURKINA A	Out							
		3 LOMAKINA L	In							
	Sub	4 KUZNETSOVA G	Out							
		1 PRYVALYKHINA M	In							
107	Serve	9 OSETYNSKA I	Serve Hit							
	Spike	1 PRYVALYKHINA M	Spike +	1	14-13			Dig	3 OKAHIRA Y	Fault
108	Serve	9 OSETYNSKA I	Fault		14-14			+		Opp error
109	Spike	7 KLOCHKOVA L	Spike +	1	15-14			Serve	6 OMURA S	Serve Hit
								Block	7 KANEKI E	Fault
	Sub	7 KLOCHKOVA L	Out							
		8 GRANOVSKA O	In							
110	Serve	8 GRANOVSKA O	Aces +	2	16-14			Reception	1 AWANO S	Fault
111	Serve	8 GRANOVSKA O	Fault	1	16-15			+		Opp error
112			Opp error +	2	17-15			Serve	2 OSADA M	Serve Hit
								Spike	1 AWANO S	Fault
	Sub	8 GRANOVSKA O	Out							
		7 KLOCHKOVA L	In							
113	Serve	6 YUDINA I	Fault	1	17-16			+		Opp error
114			Opp error +	2	18-16			Serve	8 KANEDA N	Fault
115	Serve	1 PRYVALYKHINA M	Serve Hit							
	Block	3 LOMAKINA L	Fault	1	18-17			+	Spike	3 OKAHIRA Y
	Sub	3 LOMAKINA L	Out							
		2 CHURKINA A	In							
	Sub	1 PRYVALYKHINA M	Out							
		4 KUZNETSOVA G	In							
116	Spike	10 LYSENKO A	Spike +	2	19-17			Serve	7 KANEKI E	Serve Hit
								Dig	2 OSADA M	Fault
117	Serve	2 CHURKINA A	Serve Hit							
	Spike	7 KLOCHKOVA L	Fault	1	19-18			+		Opp error
118	Spike	7 KLOCHKOVA L	Spike +	2	20-18			Serve	1 AWANO S	Serve Hit
								Block	6 OMURA S	Fault
119	Serve	10 LYSENKO A	Aces +	3	21-18			Reception	1 AWANO S	Fault
								TIMEOUT		
120	Serve	10 LYSENKO A	Serve Hit							
	Block	6 YUDINA I	Kill Block +	4	22-18			Spike	6 OMURA S	Fault



PLAY BY PLAY

比赛回合文字播报

SET 3

Rally	UKR - Ukraine			Lead	Score	Lead	JPN - Japan			
121	Serve	10	LYSENKO A	Serve Hit						
	Spike	6	YUDINA I	Spike +	5	23-18	Block	6	OMURA S	Fault
	TIMEOUT									
122	Serve	10	LYSENKO A	Aces +	6	24-18	Dig	6	OMURA S	Fault
123	Serve	10	LYSENKO A	Serve Hit						
	Spike	6	YUDINA I	Spike +	7	25-18	Dig	7	KANEKI E	Fault

Legend:

+ Point scored by team **Opp** Opponent **Sub** Substitution



MATCH RESULT

比赛结果表

P2

Match Duration: 1h00m
Spectators: 800

UKR vs JPN
3 vs 0

Team	Sets	1	2	3	Total
UKR	3	25	25	25	75
JPN	0	16	14	18	48
Playing Time		15m	19m	20m	54m

First Referee: SHANISHAH Khalid Salem (LBA)

Second Referee: PAVIC Ivana (CRO)

UKR - UKRAINE									
No	C/L	Name	1	2	3	4	5	Pts	
1		PRYVALYKHINA Margaryta		4	4			5	
2	C	CHURKINA Anzhelika	1	2	1			4	
3		LOMAKINA Liubov		2	2			0	
4		KUZNETSOVA Galyna	6	1	6			0	
6		YUDINA Ilona	5	6	5			20	
7		KLOCHKOVA Larysa	4	5	4			8	
8		GRANOVSKA Oleksandra			7			1	
9		OSETYNSKA Inna	3	4	3			8	
10		LYSENKO Alla	2	3	2			11	
Head Coach:		TYMOSHENKO Viktor (UKR)							
Assistant Coach:		MALOYVAN Yaroslav (UKR)							

JPN - JAPAN									
No	C/L	Name	1	2	3	4	5	Pts	
1		AWANO Sachie	2	2	2			7	
2		OSADA Mamiko	5	5	5			1	
3		OKAHIRA Yukari	3	3	3			4	
4		FUJII Junko						0	
5	L	SAITO Yoko	L	L	L			0	
6		OMURA Shiori	4	4	4			8	
7	C	KANEKI Emi	1	1	1			3	
8		KANEDA Noriko	6	6	6			2	
9		SAKAMOTO Tomoko		2				0	
10		TOMIYA Kiyoko						0	
11		SAKAMOTO Haruni						0	
Head Coach:		MANO Yoshihisa (JPN)							
Assistant Coach:		YAMASHITA Shin (JPN)							

TEAM AND PLAYER PERFORMANCES

Won	Total Atts	No	Name
29	58	Total Team	
13	20	6	YUDINA Ilona
4	14	7	KLOCHKOVA Larysa
3	9	2	CHURKINA Anzhelika
13	33	Total Team	
4	8	6	YUDINA Ilona
4	7	10	LYSENKO Alla
3	6	7	KLOCHKOVA Larysa
15	74	Total Team	
5	16	9	OSETYNSKA Inna
4	22	10	LYSENKO Alla
3	10	6	YUDINA Ilona
18		Total Team	
75	165	Total Team	
20	38	6	YUDINA Ilona

Scoring Skills
Spike
Block
Serve
Opp Error
Total
Best Scorer

Won	Total Atts	No	Name
18	65	Total Team	
7	27	6	OMURA Shiori
3	10	3	OKAHIRA Yukari
3	10	1	AWANO Sachie
2	20	Total Team	
1	5	7	KANEKI Emi
1	2	1	AWANO Sachie
5	49	Total Team	
3	12	1	AWANO Sachie
1	11	3	OKAHIRA Yukari
1	8	6	OMURA Shiori
23		Total Team	
48	134	Total Team	
8	39	6	OMURA Shiori

Legend:			
Atts	Attempts	C	Team Captain
n	Starting Line-Up where n=starting position on Court (i.e. positions 1 to 6)	L	Libero Player
nn	Substitute where nn=jersey number of out going player	Opp	Opponent
		L	Substitute Libero
		Pts	Points scored



MATCH STATISTICS

比赛技术统计

P3

Match Duration: 1h00m
Spectators: 800




UKR vs JPN
3 vs 0

Team	Sets	1	2	3	Total
UKR	3	25	25	25	75
JPN	0	16	14	18	48
Playing Time		15m	19m	20m	54m

First Referee: SHANISHAH Khalid Salem (LBA)

Second Referee: PAVIC Ivana (CRO)

UKR - UKRAINE

Scoring Spikers	Rk	No	Name	Spikes	Faults	Shots	Total Attempts	Eff %
	1	6	YUDINA Ilona	13	1	6	20	60.00
	2	2	CHURKINA Anzhelika	3	2	4	9	11.11
	3	7	KLOCHKOVA Larysa	4	4	6	14	0.00
	9	9	OSETYNSKA Inna	3	1	2	6	
	1	1	PRYVALYKHINA Margaryta	3	-	2	5	
	10	10	LYSENKO Alla	3	-	-	3	
	4	4	KUZNETSOVA Galyna	-	1	-	1	
	3	3	LOMAKINA Liubov	-	-	-	-	
8	8	GRANOVSKA Oleksandra	-	-	-	-		
Limit 15.00 %	Team Totals			29	9	20	58	34.48
Scoring Blockers	Rk	No	Name	Kill Blocks	Faults	Rebounds	Total Attempts	Avg by Set
	1	6	YUDINA Ilona	4	1	3	8	1.33
	1	10	LYSENKO Alla	4	2	1	7	1.33
	3	7	KLOCHKOVA Larysa	3	1	2	6	1.00
	4	1	PRYVALYKHINA Margaryta	2	1	1	4	0.67
	5	9	OSETYNSKA Inna	-	2	4	6	0.00
	5	2	CHURKINA Anzhelika	-	-	1	1	0.00
	5	3	LOMAKINA Liubov	-	1	-	1	0.00
	4	4	KUZNETSOVA Galyna	-	-	-	-	
8	8	GRANOVSKA Oleksandra	-	-	-	-		
	Team Totals			13	8	12	33	4.33
Scoring Servers	Rk	No	Name	Aces	Faults	Serve Hits	Total Attempts	Avg by Set
	1	9	OSETYNSKA Inna	5	3	8	16	1.67
	2	10	LYSENKO Alla	4	-	18	22	1.33
	3	6	YUDINA Ilona	3	3	4	10	1.00
	4	2	CHURKINA Anzhelika	1	-	10	11	0.33
	4	7	KLOCHKOVA Larysa	1	3	1	5	0.33
	4	8	GRANOVSKA Oleksandra	1	1	-	2	0.33
	7	4	KUZNETSOVA Galyna	-	-	7	7	0.00
	7	1	PRYVALYKHINA Margaryta	-	-	1	1	0.00
	3	LOMAKINA Liubov	-	-	-	-		
	Team Totals			15	10	49	74	5.00
Team	Opponent Errors & Team Faults			18	5			



MATCH STATISTICS

比赛技术统计

P3

Match Duration: 1h00m
Spectators: 800


UKR vs JPN
3 vs 0

Team	Sets	1	2	3	Total
UKR	3	25	25	25	75
JPN	0	16	14	18	48
Playing Time		15m	19m	20m	54m

First Referee: SHANISHAH Khalid Salem (LBA)

Second Referee: PAVIC Ivana (CRO)

UKR - UKRAINE

Non-scoring Diggers	Rk	No	Name	Digs	Faults	Receptions	Total Attempts	Avg by Set
	1	2	CHURKINA Anzhelika	6	2	4	12	2.00
	2	6	YUDINA Ilona	5	3	-	8	1.67
	3	9	OSETYNSKA Inna	3	1	2	6	1.00
	3	7	KLOCHKOVA Larysa	3	1	-	4	1.00
	5	10	LYSENKO Alla	2	1	2	5	0.67
	6	4	KUZNETSOVA Galyna	1	3	2	6	0.33
	6	3	LOMAKINA Liubov	1	-	-	1	0.33
		1	PRYVALYKHINA Margaryta	-	-	-	-	-
	8	GRANOVSKA Oleksandra	-	-	-	-	-	
Team Totals				21	11	10	42	7.00
Non-scoring Setters	Rk	No	Name	Running Sets	Faults	Still Sets	Total Attempts	Avg by Set
	1	7	KLOCHKOVA Larysa	2	1	4	7	0.67
	1	2	CHURKINA Anzhelika	2	-	4	6	0.67
	3	9	OSETYNSKA Inna	1	-	7	8	0.33
	3	1	PRYVALYKHINA Margaryta	1	-	-	1	0.33
	5	6	YUDINA Ilona	-	-	4	4	0.00
	5	10	LYSENKO Alla	-	1	3	4	0.00
	5	3	LOMAKINA Liubov	-	-	2	2	0.00
	5	4	KUZNETSOVA Galyna	-	-	1	1	0.00
	8	GRANOVSKA Oleksandra	-	-	-	-	-	
Team Totals				6	2	25	33	2.00
Non-scoring Receivers	Rk	No	Name	Excellents	Faults	Serve Receptions	Total Attempts	Succ %
	1	9	OSETYNSKA Inna	10	1	4	15	66.67
		10	LYSENKO Alla	4	1	3	8	
		4	KUZNETSOVA Galyna	5	1	1	7	
		2	CHURKINA Anzhelika	2	-	3	5	
		6	YUDINA Ilona	1	-	2	3	
		7	KLOCHKOVA Larysa	1	-	1	2	
		1	PRYVALYKHINA Margaryta	-	-	-	-	
		3	LOMAKINA Liubov	-	-	-	-	
	8	GRANOVSKA Oleksandra	-	-	-	-		
Team Totals				23	3	14	40	57.50
Limit	25.00 %							

Legend:	Avg	Eff%	Rk	Succ %
	Average	Efficiency	Rank	Success %



MATCH STATISTICS

比赛技术统计

P3

Match Duration: 1h00m
Spectators: 800




UKR vs JPN
3 vs 0

Team	Sets	1	2	3	Total
UKR	3	25	25	25	75
JPN	0	16	14	18	48
Playing Time		15m	19m	20m	54m

First Referee: SHANISHAH Khalid Salem (LBA)

Second Referee: PAVIC Ivana (CRO)

JPN - JAPAN

Scoring Spikers	Rk	No	Name	Spikes	Faults	Shots	Total Attempts	Eff %
	1	3	OKAHIRA Yukari	3	2	5	10	10.00
	2	6	OMURA Shiori	7	8	12	27	0.00
	2	2	OSADA Mamiko	1	3	7	11	0.00
	2	1	AWANO Sachie	3	4	3	10	0.00
		8	KANEDA Noriko	2	1	2	5	
		7	KANEKI Emi	2	-	-	2	
		4	FUJII Junko	-	-	-	-	
		5	SAITO Yoko	-	-	-	-	
		9	SAKAMOTO Tomoko	-	-	-	-	
		10	TOMIYA Kiyoko	-	-	-	-	
		11	SAKAMOTO Haruni	-	-	-	-	
Limit	15.00 %							
Team Totals				18	18	29	65	0.00
Scoring Blockers	Rk	No	Name	Kill Blocks	Faults	Rebounds	Total Attempts	Avg by Set
	1	7	KANEKI Emi	1	3	1	5	0.33
	1	1	AWANO Sachie	1	-	1	2	0.33
	3	2	OSADA Mamiko	-	2	3	5	0.00
	3	8	KANEDA Noriko	-	2	2	4	0.00
	3	6	OMURA Shiori	-	3	1	4	0.00
		3	OKAHIRA Yukari	-	-	-	-	
		4	FUJII Junko	-	-	-	-	
		5	SAITO Yoko	-	-	-	-	
		9	SAKAMOTO Tomoko	-	-	-	-	
		10	TOMIYA Kiyoko	-	-	-	-	
		11	SAKAMOTO Haruni	-	-	-	-	
Team Totals				2	10	8	20	0.67
Scoring Servers	Rk	No	Name	Aces	Faults	Serve Hits	Total Attempts	Avg by Set
	1	1	AWANO Sachie	3	3	6	12	1.00
	2	3	OKAHIRA Yukari	1	-	10	11	0.33
	2	6	OMURA Shiori	1	1	6	8	0.33
	4	2	OSADA Mamiko	-	-	7	7	0.00
	4	7	KANEKI Emi	-	1	5	6	0.00
	4	8	KANEDA Noriko	-	2	2	4	0.00
	4	9	SAKAMOTO Tomoko	-	1	-	1	0.00
		4	FUJII Junko	-	-	-	-	
		5	SAITO Yoko	-	-	-	-	
		10	TOMIYA Kiyoko	-	-	-	-	
		11	SAKAMOTO Haruni	-	-	-	-	
Team Totals				5	8	36	49	1.67
Team	Opponent Errors & Team Faults			23	6			



MATCH STATISTICS

比赛技术统计

P3

Match Duration: 1h00m
Spectators: 800




UKR vs JPN
3 vs 0

Team	Sets	1	2	3	Total
UKR	3	25	25	25	75
JPN	0	16	14	18	48
Playing Time		15m	19m	20m	54m

First Referee: SHANISHAH Khalid Salem (LBA)

Second Referee: PAVIC Ivana (CRO)

JPN - JAPAN

Non-scoring Diggers	Rk	No	Name	Digs	Faults	Receptions	Total Attempts	Avg by Set
	1	7	KANEKI Emi	8	5	3	16	2.67
	2	1	AWANO Sachie	6	4	1	11	2.00
	3	2	OSADA Mamiko	3	3	2	8	1.00
	4	3	OKAHIRA Yukari	2	3	3	8	0.67
	5	5	SAITO Yoko	1	4	2	7	0.33
	5	8	KANEDA Noriko	1	1	-	2	0.33
	7	6	OMURA Shiori	-	2	2	4	0.00
		4	FUJII Junko	-	-	-	-	-
		9	SAKAMOTO Tomoko	-	-	-	-	-
		10	TOMIYA Kiyoko	-	-	-	-	-
		11	SAKAMOTO Haruni	-	-	-	-	-
Team Totals				21	22	13	56	7.00
Non-scoring Setters	Rk	No	Name	Running Sets	Faults	Still Sets	Total Attempts	Avg by Set
	1	3	OKAHIRA Yukari	1	-	20	21	0.33
	1	7	KANEKI Emi	1	-	11	12	0.33
	1	8	KANEDA Noriko	1	-	1	2	0.33
	4	2	OSADA Mamiko	-	1	9	10	0.00
	4	1	AWANO Sachie	-	-	7	7	0.00
	4	6	OMURA Shiori	-	-	3	3	0.00
	4	5	SAITO Yoko	-	-	1	1	0.00
		4	FUJII Junko	-	-	-	-	-
		9	SAKAMOTO Tomoko	-	-	-	-	-
		10	TOMIYA Kiyoko	-	-	-	-	-
		11	SAKAMOTO Haruni	-	-	-	-	-
Team Totals				3	1	52	56	1.00
Non-scoring Receivers	Rk	No	Name	Excellents	Faults	Serve Receptions	Total Attempts	Succ %
	1	5	SAITO Yoko	14	-	1	15	93.33
	2	1	AWANO Sachie	9	6	2	17	52.94
		7	KANEKI Emi	7	1	1	9	
		2	OSADA Mamiko	5	-	3	8	
		6	OMURA Shiori	4	2	1	7	
		3	OKAHIRA Yukari	1	-	-	1	
		9	SAKAMOTO Tomoko	-	1	-	1	
		4	FUJII Junko	-	-	-	-	
		8	KANEDA Noriko	-	-	-	-	
		10	TOMIYA Kiyoko	-	-	-	-	
		11	SAKAMOTO Haruni	-	-	-	-	
Team Totals				40	10	8	58	68.97
Limit								
25.00 %								

Legend:	Avg	Eff%	Rk	Succ %
Average	Efficiency	Rank	Success %	



START LIST

参赛名单

SLO vs NED

P1

First Referee: ELHELALY Khaled Nasr Eid (EGY)

Second Referee: FIROUZI Ebrahim (IRI)

SLO - SLOVENIA Uniform Colour: BLUE

No	C/L	Name	Sport Class	Date of Birth	Tournament Totals				
					Spike	Block	Serve	Total	%
1	C	URNAUT Anita	MD	26 NOV 1964	42	14	3	59	45.74
2	L	GRADISEK Emilie	D	25 JUL 1939	0	0	0	0	0.00
3		KOVACIC Boza	D	3 OCT 1952	0	0	0	0	0.00
4		JAKIN Bogomira	D	22 OCT 1957	4	2	0	6	4.65
5		CENCELJ Marinka	D	22 JAN 1964	0	0	0	0	0.00
6		OCEPEK Suzana	D	24 NOV 1985	4	2	3	9	6.98
7		SART Alenka	MD	31 MAY 1968	0	0	2	2	1.55
8		GOSNAK Danica	D	14 FEB 1962	7	2	12	21	16.28
9		TOMIC Stefaka	D	12 DEC 1961	6	5	2	13	10.08
10		KOTNIK Sasa	D	16 SEP 1980	10	4	5	19	14.73
14		JUSTIN Ana	D	28 MAY 1987	0	0	0	0	0.00

Head Coach: URNAUT Adolf (SLO)

Assistant: OZMEC Peter (SLO)

Results in these Paralympic Games	Phase	Opponent	Sets	Points per Set
	Preliminary-Pool A	UKR	3 - 1	11-25, 25-18, 25-17, 25-22
	Preliminary-Pool A	JPN	3 - 1	25-19, 21-25, 25-19, 25-9

NED - NETHERLANDS Uniform Colour: WHITE

No	C/L	Name	Sport Class	Date of Birth	Tournament Totals				
					Spike	Block	Serve	Total	%
1		STINISSEN Elvira	D	26 MAR 1979	5	4	2	11	9.91
3		van MARUM Djoke	D	22 SEP 1959	11	4	1	16	14.41
4		de VRIES Rika	D	29 DEC 1974	1	0	2	3	2.70
5		van der HAAR-KRAMP Karin	D	9 MAY 1977	17	4	3	24	21.62
6		HARMSEN-ROOSEN Karin	MD	11 MAR 1962	4	6	3	13	11.71
7	L	BAKKER Sanne	D	13 FEB 1992	0	0	0	0	0.00
8		LIST Paula	D	16 AUG 1972	5	3	7	15	13.51
9		SLENTER-WEIJTS Jolanda	MD	15 JUN 1965	0	0	0	0	0.00
10	C	WESTERHOF Petra	D	27 JUN 1969	7	6	8	21	18.92
12		TEN THIJE-VOORTMAN Josien	D	24 DEC 1969	8	0	0	8	7.21

Head Coach: BESTEBROER John (NED)

Assistant: van HEUGTEN Ger (NED)

Results in these Paralympic Games	Phase	Opponent	Sets	Points per Set
	Preliminary-Pool A	UKR	3 - 1	25-14, 23-25, 25-21, 25-19
	Preliminary-Pool A	JPN	3 - 0	25-4, 25-21, 25-18

Legend:	%	Percent of total team scoring	C	Team Captain	L	Libero Player
---------	---	-------------------------------	---	--------------	---	---------------



PLAY BY PLAY

比赛回合文字播报

Match Duration: 1h58m
Spectators: 1,100

SLO vs NED
2 3

Team	Sets	1	2	3	4	5	Total
SLO	2	25	17	16	25	11	94
NED	3	23	25	25	22	15	110
Playing Time		26m	21m	20m	24m	15m	1h46m

First Referee: ELHELALY Khaled Nasr Eid (EGY)

Second Referee: FIROUZI Ebrahim (IRI)

SET 1

Rally	SLO - Slovenia			Lead	Score	Lead	NED - Netherlands		
1	Serve	6 OCEPEK S	Serve Hit				Block	12 TEN THIJE-VOORTMAN	Fault
			Opp error +	1	1-0				
2	Serve	6 OCEPEK S	Serve Hit						
	Spike	1 URNAUT A	Fault		1-1		+ Block	12 TEN THIJE-VOORTMAN	Kill Block
3	Spike	1 URNAUT A	Fault		1-2	1	+ Serve	10 WESTERHOF P	Serve Hit
							+ Block	3 van MARUM D	Kill Block
4			Opp error +		2-2		Serve	10 WESTERHOF P	Serve Hit
							Spike	3 van MARUM D	Fault
5	Serve	8 GOSNAK D	Serve Hit						
	Dig	6 OCEPEK S	Fault		2-3	1			Opp error
6	Spike	1 URNAUT A	Spike +		3-3		Serve	12 TEN THIJE-VOORTMAN	Serve Hit
								T E A M	Fault
7	Serve	4 JAKIN B	Serve Hit						
			Opp error +	1	4-3		Spike	1 STINISSEN E	Fault
8	Serve	4 JAKIN B	Serve Hit						
	Dig	6 OCEPEK S	Fault		4-4		+ Spike	3 van MARUM D	Spike
9			Opp error +	1	5-4		Serve	3 van MARUM D	Fault
10	Serve	1 URNAUT A	Serve Hit						
	Block	9 TOMIC S	Kill Block +	2	6-4		Spike	5 van der HAAR-KRAMP	Fault
11	Serve	1 URNAUT A	Aces +	3	7-4		Reception	12 TEN THIJE-VOORTMAN	Fault
12	Serve	1 URNAUT A	Serve Hit						
			Opp error +	4	8-4		Spike	1 STINISSEN E	Fault
13	Serve	1 URNAUT A	Serve Hit						
	Dig	10 KOTNIK S	Fault	3	8-5				Opp error
14	Dig	10 KOTNIK S	Fault	2	8-6		Serve	6 HARMSSEN-ROOSEN K	Serve Hit
									Opp error
15	Dig	4 JAKIN B	Fault	1	8-7		Serve	6 HARMSSEN-ROOSEN K	Serve Hit
							+ Spike	5 van der HAAR-KRAMP	Spike
16	Spike	6 OCEPEK S	Fault		8-8		Serve	6 HARMSSEN-ROOSEN K	Serve Hit
							+ Block	10 WESTERHOF P	Kill Block
17			Opp error +	1	9-8		Serve	6 HARMSSEN-ROOSEN K	Serve Hit
							Spike	5 van der HAAR-KRAMP	Fault
18	Serve	9 TOMIC S	Serve Hit						
	Block	6 OCEPEK S	Kill Block +	2	10-8		Spike	10 WESTERHOF P	Fault
19	Serve	9 TOMIC S	Fault	1	10-9				Opp error
20			Opp error +	2	11-9		Serve	5 van der HAAR-KRAMP	Fault
21	Serve	10 KOTNIK S	Serve Hit						
	Spike	1 URNAUT A	Fault	1	11-10		+ Block	10 WESTERHOF P	Kill Block
22	Spike	6 OCEPEK S	Fault		11-11		Serve	1 STINISSEN E	Serve Hit
									Opp error



PLAY BY PLAY

比赛回合文字播报

SET 1

Rally	SLO - Slovenia				Lead	Score	Lead	NED - Netherlands		
								Serve	1 STINISSEN E	Serve Hit
23	Spike	4 JAKIN B	Spike	+	1	12-11		Dig	1 STINISSEN E	Fault
24	Serve	6 OCEPEK S	Fault			12-12		+		Opp error
25	Reception	6 OCEPEK S	Fault			12-13	1	+	Serve	10 WESTERHOF P
								Serve	10 WESTERHOF P	Serve Hit
26	Spike	1 URNAUT A	Spike	+		13-13		Dig	7 BAKKER S	Fault
	Serve	8 GOSNAK D	Serve Hit							
27	Dig	1 URNAUT A	Fault			13-14	1	+		Opp error
								Serve	12 TEN THIJE-VOORTMAN	Serve Hit
28	Spike	9 TOMIC S	Fault			13-15	2	+		Opp error
								Serve	12 TEN THIJE-VOORTMAN	Serve Hit
29	Block	4 JAKIN B	Kill Block	+		14-15	1	Dig	3 van MARUM D	Fault
	Serve	4 JAKIN B	Serve Hit							
30	Spike	1 URNAUT A	Spike	+		15-15		Dig	12 TEN THIJE-VOORTMAN	Fault
31	Serve	4 JAKIN B	Aces	+	1	16-15		Reception	12 TEN THIJE-VOORTMAN	Fault
32	Serve	4 JAKIN B	Fault			16-16		+		Opp error
								Serve	3 van MARUM D	Serve Hit
33	Reception	4 JAKIN B	Fault			16-17	1	+	Spike	6 HARMSSEN-ROOSEN K
								Serve	3 van MARUM D	Serve Hit
34	Spike	10 KOTNIK S	Fault			16-18	2	+		Opp error
	TIMEOUT									
								Serve	3 van MARUM D	Serve Hit
35	Spike	10 KOTNIK S	Fault			16-19	3	+		Opp error
								Serve	3 van MARUM D	Serve Hit
36	Spike	8 GOSNAK D	Spike	+		17-19	2	Dig	12 TEN THIJE-VOORTMAN	Fault
	Serve	1 URNAUT A	Serve Hit							
37	Spike	1 URNAUT A	Spike	+		18-19	1	Dig	1 STINISSEN E	Fault
	Serve	1 URNAUT A	Serve Hit							
38	Block	9 TOMIC S	Kill Block	+		19-19		Spike	1 STINISSEN E	Fault
	Serve	1 URNAUT A	Serve Hit							
39	Block	10 KOTNIK S	Fault			19-20	1	+		Opp error
								Serve	6 HARMSSEN-ROOSEN K	Serve Hit
40	Spike	1 URNAUT A	Spike	+		20-20		Dig	12 TEN THIJE-VOORTMAN	Fault
	Sub	1 URNAUT A	Out							
		5 CENCELJ M	In							
	Sub	9 TOMIC S	Out							
		7 SART A	In							
41	Serve	7 SART A	Aces	+	1	21-20			T E A M	Fault
	TIMEOUT									
	Serve	7 SART A	Serve Hit							
42	Dig	7 SART A	Fault			21-21		+	Spike	5 van der HAAR-KRAMP
								Serve	5 van der HAAR-KRAMP	Serve Hit
43			Opp error	+	1	22-21		Dig	6 HARMSSEN-ROOSEN K	Fault
	Serve	10 KOTNIK S	Serve Hit							
44		T E A M	Fault			22-22		+		Opp error



PLAY BY PLAY

比赛回合文字播报

SET 1

Rally	SLO - Slovenia				Lead	Score	Lead	NED - Netherlands			
	Sub	7 SART A	Out					Sub	1 STINISSEN E	Out	
		9 TOMIC S	In						8 LIST P	In	
	Sub	5 CENCELJ M	Out								
		1 URNAUT A	In								
45			Opp error	+	1	23-22		Serve	8 LIST P	Fault	
								Sub	8 LIST P	Out	
									1 STINISSEN E	In	
46	Serve	6 OCEPEK S	Serve Hit								
	Dig	6 OCEPEK S	Fault			23-23		+	Spike	3 van MARUM D	Spike
		TIMEOUT									
47			Opp error	+	1	24-23		Serve	10 WESTERHOF P	Serve Hit	
								Dig	1 STINISSEN E	Fault	
		TIMEOUT									
48	Serve	8 GOSNAK D	Aces	+	2	25-23		Reception	7 BAKKER S	Fault	

SET 2

Rally	SLO - Slovenia				Lead	Score	Lead	NED - Netherlands			
49	Spike	8 GOSNAK D	Spike	+	1	1-0		Serve	10 WESTERHOF P	Serve Hit	
								Dig	10 WESTERHOF P	Fault	
50	Serve	8 GOSNAK D	Aces	+	2	2-0		Reception	7 BAKKER S	Fault	
51	Serve	8 GOSNAK D	Aces	+	3	3-0		Reception	10 WESTERHOF P	Fault	
52	Serve	8 GOSNAK D	Fault		2	3-1		+		Opp error	
53	Reception	1 URNAUT A	Fault		1	3-2		+	Serve	8 LIST P	Aces
54			Opp error	+	2	4-2		Serve	8 LIST P	Fault	
55	Serve	4 JAKIN B	Fault		1	4-3		+		Opp error	
56	Reception	8 GOSNAK D	Fault			4-4		+	Serve	3 van MARUM D	Aces
57	Spike	1 URNAUT A	Fault			4-5	1	+	Block	1 STINISSEN E	Kill Block
58	Dig	9 TOMIC S	Fault			4-6	2	+	Serve	3 van MARUM D	Serve Hit
59	Spike	1 URNAUT A	Spike	+		5-6	1	Dig	6 HARMSSEN-ROOSEN K	Fault	
60	Serve	1 URNAUT A	Serve Hit			5-7	2	+	Spike	5 van der HAAR-KRAMP	Spike
61	Block	10 KOTNIK S	Fault			6-7	1	Serve	6 HARMSSEN-ROOSEN K	Serve Hit	
			Opp error	+				Spike	5 van der HAAR-KRAMP	Fault	
62	Serve	9 TOMIC S	Serve Hit			6-8	2	+	Spike	10 WESTERHOF P	Spike
	Dig	9 TOMIC S	Fault					Serve	5 van der HAAR-KRAMP	Serve Hit	
63	Spike	1 URNAUT A	Spike	+		7-8	1	Dig	6 HARMSSEN-ROOSEN K	Fault	
64	Serve	10 KOTNIK S	Serve Hit			7-9	2	+	Spike	1 STINISSEN E	Spike
	Dig	1 URNAUT A	Fault					Serve	1 STINISSEN E	Serve Hit	
65	Dig	1 URNAUT A	Fault			7-10	3	+	Spike	10 WESTERHOF P	Spike
	TIMEOUT										
66	Dig	1 URNAUT A	Fault			7-11	4	+	Serve	1 STINISSEN E	Serve Hit
								Spike	3 van MARUM D	Spike	



PLAY BY PLAY

比赛回合文字播报

SET 2

Rally	SLO - Slovenia			Lead	Score	Lead	NED - Netherlands		
	Sub	4 JAKIN B	Out						
		5 CENCELJ M	In						
67	Dig	9 TOMIC S	Fault		7-12	5	+	Serve 1 STINISSEN E Spike 8 LIST P	Serve Hit Spike
68	Dig	10 KOTNIK S	Fault		7-13	6	+	Serve 1 STINISSEN E Spike 8 LIST P	Serve Hit Spike
69	Reception	10 KOTNIK S	Fault		7-14	7	+	Serve 1 STINISSEN E Spike 3 van MARUM D	Serve Hit Spike
	TIMEOUT								
70			Opp error	+	8-14	6		Serve 1 STINISSEN E	Fault
71	Serve	6 OCEPEK S	Serve Hit						
	Dig	10 KOTNIK S	Fault		8-15	7	+	Spike 3 van MARUM D	Spike
72	Reception	6 OCEPEK S	Fault		8-16	8	+	Serve 10 WESTERHOF P	Aces
73	Reception	10 KOTNIK S	Fault		8-17	9	+	Serve 10 WESTERHOF P	Aces
	Sub	5 CENCELJ M	Out						
		4 JAKIN B	In						
74	Spike	1 URNAUT A	Spike	+	9-17	8		Serve 10 WESTERHOF P Block 3 van MARUM D	Serve Hit Fault
75	Serve	8 GOSNAK D	Fault		9-18	9	+		Opp error
76			Opp error	+	10-18	8		Serve 8 LIST P	Fault
77	Serve	4 JAKIN B	Fault		10-19	9	+		Opp error
78	Spike	1 URNAUT A	Spike	+	11-19	8		Serve 3 van MARUM D Block 1 STINISSEN E	Serve Hit Fault
79	Serve	1 URNAUT A	Serve Hit						
			Opp error	+	12-19	7		Dig 10 WESTERHOF P	Fault
80	Serve	1 URNAUT A	Aces	+	13-19	6		Reception 7 BAKKER S	Fault
81	Serve	1 URNAUT A	Serve Hit						
	Dig	8 GOSNAK D	Fault		13-20	7	+	Spike 10 WESTERHOF P	Spike
82	Dig	10 KOTNIK S	Fault		13-21	8	+	Serve 6 HARMSSEN-ROOSEN K Spike 5 van der HAAR-KRAMP	Serve Hit Spike
83			Opp error	+	14-21	7		Serve 6 HARMSSEN-ROOSEN K T E A M	Serve Hit Fault
84	Serve	9 TOMIC S	Serve Hit						
	Spike	8 GOSNAK D	Fault		14-22	8	+		Opp error
85	Reception	4 JAKIN B	Fault		14-23	9	+	Serve 5 van der HAAR-KRAMP	Aces
86	Spike	8 GOSNAK D	Fault		14-24	10	+	Serve 5 van der HAAR-KRAMP Block 1 STINISSEN E	Serve Hit Kill Block
87	Block	6 OCEPEK S	Kill Block	+	15-24	9		Serve 5 van der HAAR-KRAMP Dig 1 STINISSEN E	Serve Hit Fault
88	Serve	10 KOTNIK S	Aces	+	16-24	8		Block 1 STINISSEN E	Fault
89	Serve	10 KOTNIK S	Aces	+	17-24	7		Reception 7 BAKKER S	Fault
	TIMEOUT								
90	Serve	10 KOTNIK S	Serve Hit						
	Dig	4 JAKIN B	Fault		17-25	8	+	Block 1 STINISSEN E	Kill Block

SET 3

Rally	SLO - Slovenia			Lead	Score	Lead	NED - Netherlands		
91	Serve	10 KOTNIK S	Serve Hit						
	Dig	9 TOMIC S	Fault		0-1	1	+	Spike 3 van MARUM D	Spike



PLAY BY PLAY

比赛回合文字播报

SET 3

Rally	SLO - Slovenia				Lead	Score	Lead	NED - Netherlands			
								Serve	10 WESTERHOF P	Serve Hit	
92	Block	6 OCEPEK S	Kill Block	+		1-1		Spike	6 HARMSSEN-ROOSEN K	Fault	
	Serve	6 OCEPEK S	Serve Hit								
93	Block	1 URNAUT A	Fault			1-2	1	+			Opp error
								Serve	8 LIST P	Serve Hit	
94			Opp error	+		2-2			T E A M	Fault	
	Serve	8 GOSNAK D	Aces	+	1	3-2		Reception	1 STINISSEN E	Fault	
	Serve	8 GOSNAK D	Serve Hit								
96	Block	1 URNAUT A	Kill Block	+	2	4-2		Spike	1 STINISSEN E	Fault	
	Serve	8 GOSNAK D	Aces	+	3	5-2		Reception	8 LIST P	Fault	
	Serve	8 GOSNAK D	Serve Hit								
98	Dig	6 OCEPEK S	Fault		2	5-3		+ Spike	3 van MARUM D	Spike	
								Serve	3 van MARUM D	Serve Hit	
99	Block	1 URNAUT A	Fault		1	5-4		+		Opp error	
								Serve	3 van MARUM D	Serve Hit	
100	Block	9 TOMIC S	Fault			5-5		+		Opp error	
								Serve	3 van MARUM D	Serve Hit	
101	Spike	8 GOSNAK D	Fault			5-6	1	+	Block	1 STINISSEN E	Kill Block
								Serve	3 van MARUM D	Serve Hit	
102	Spike	1 URNAUT A	Fault			5-7	2	+	Block	1 STINISSEN E	Kill Block
								Serve	3 van MARUM D	Serve Hit	
103	Dig	6 OCEPEK S	Fault			5-8	3	+	Spike	5 van der HAAR-KRAMP	Spike
	Reception	6 OCEPEK S	Fault			5-9	4	+	Serve	3 van MARUM D	Aces
								Serve	3 van MARUM D	Serve Hit	
105			Opp error	+		6-9	3		Dig	5 van der HAAR-KRAMP	Fault
	Serve	5 CENCELJ M	Serve Hit								
106	Block	9 TOMIC S	Fault			6-10	4	+			Opp error
								Serve	6 HARMSSEN-ROOSEN K	Serve Hit	
107	Spike	1 URNAUT A	Spike	+		7-10	3		Dig	7 BAKKER S	Fault
	Serve	1 URNAUT A	Aces	+		8-10	2		Reception	8 LIST P	Fault
	Serve	1 URNAUT A	Serve Hit								
109	Dig	5 CENCELJ M	Fault			8-11	3	+	Spike	10 WESTERHOF P	Spike
	Reception	1 URNAUT A	Fault			8-12	4	+	Serve	5 van der HAAR-KRAMP	Aces
	TIMEOUT										
								Serve	5 van der HAAR-KRAMP	Serve Hit	
111	Set	6 OCEPEK S	Fault			8-13	5	+		Opp error	
	Sub	1 URNAUT A	Out								
		7 SART A	In								
112			Opp error	+		9-13	4		Serve	5 van der HAAR-KRAMP	Fault
113	Serve	9 TOMIC S	Aces	+		10-13	3		Reception	7 BAKKER S	Fault
114	Serve	9 TOMIC S	Fault			10-14	4	+			Opp error
								Serve	1 STINISSEN E	Serve Hit	
115	Reception	5 CENCELJ M	Fault			10-15	5	+	Block	10 WESTERHOF P	Kill Block
	Sub	5 CENCELJ M	Out								
		4 JAKIN B	In								
								Serve	1 STINISSEN E	Serve Hit	
116			Opp error	+		11-15	4		Block	10 WESTERHOF P	Fault
	Serve	10 KOTNIK S	Serve Hit								
117	Spike	7 SART A	Fault			11-16	5	+			Opp error



PLAY BY PLAY

比赛回合文字播报

SET 3

Rally	SLO - Slovenia			Lead	Score	Lead	NED - Netherlands		
118	Dig	10 KOTNIK S	Fault		11-17	6	Serve	10 WESTERHOF P	Serve Hit
							+ Spike	3 van MARUM D	Spike
119	Block	4 JAKIN B	Fault		11-18	7	Serve	10 WESTERHOF P	Serve Hit
							+ Spike	8 LIST P	Spike
	TIMEOUT								
120	Spike	7 SART A	Fault		11-19	8	Serve	10 WESTERHOF P	Serve Hit
	Sub	7 SART A	Out						Opp error
		1 URNAUT A	In						
121	Block	8 GOSNAK D	Fault		11-20	9	Serve	10 WESTERHOF P	Serve Hit
									Opp error
122	Block	4 JAKIN B	Kill Block	+	12-20	8	Serve	10 WESTERHOF P	Serve Hit
							Block	3 van MARUM D	Fault
123	Serve	6 OCEPEK S	Serve Hit						
	Block	4 JAKIN B	Kill Block	+	13-20	7	Dig	3 van MARUM D	Fault
124	Serve	6 OCEPEK S	Serve Hit						
	Spike	1 URNAUT A	Spike	+	14-20	6	Dig	1 STINISSEN E	Fault
125	Serve	6 OCEPEK S	Serve Hit						
	Dig	10 KOTNIK S	Fault		14-21	7	+ Spike	6 HARMSSEN-ROOSEN K	Spike
126	Spike	1 URNAUT A	Spike	+	15-21	6	Serve	8 LIST P	Serve Hit
							Dig	8 LIST P	Fault
127	Serve	8 GOSNAK D	Aces	+	16-21	5		T E A M	Fault
128	Serve	8 GOSNAK D	Serve Hit						
	Dig	1 URNAUT A	Fault		16-22	6	+ Block	6 HARMSSEN-ROOSEN K	Kill Block
129	Serve	3 van MARUM D	Serve Hit						
	Spike	1 URNAUT A	Fault		16-23	7			Opp error
130	Serve	3 van MARUM D	Serve Hit						
	Block	1 URNAUT A	Fault		16-24	8	+ Spike	5 van der HAAR-KRAMP	Spike
131	Serve	3 van MARUM D	Serve Hit						
	Dig	10 KOTNIK S	Fault		16-25	9	+ Spike	5 van der HAAR-KRAMP	Spike

SET 4

Rally	SLO - Slovenia			Lead	Score	Lead	NED - Netherlands		
132			Opp error	+	1	1-0	Serve	10 WESTERHOF P	Serve Hit
							Dig	1 STINISSEN E	Fault
133	Serve	8 GOSNAK D	Serve Hit						
	Block	4 JAKIN B	Kill Block	+	2	2-0	Block	6 HARMSSEN-ROOSEN K	Fault
134	Serve	8 GOSNAK D	Serve Hit						
	Dig	6 OCEPEK S	Fault		1	2-1	+ Spike	8 LIST P	Spike
135			Opp error	+	2	3-1	Serve	8 LIST P	Fault
136	Serve	4 JAKIN B	Serve Hit						
			Opp error	+	3	4-1	Dig	1 STINISSEN E	Fault
137	Serve	4 JAKIN B	Serve Hit						
	Dig	6 OCEPEK S	Fault		2	4-2	+ Spike	6 HARMSSEN-ROOSEN K	Spike
138	Serve	3 van MARUM D	Serve Hit						
	Spike	1 URNAUT A	Spike	+	3	5-2	Dig	10 WESTERHOF P	Fault
139	Serve	1 URNAUT A	Aces	+	4	6-2	Reception	7 BAKKER S	Fault
140	Serve	1 URNAUT A	Aces	+	5	7-2	Reception	7 BAKKER S	Fault



PLAY BY PLAY

比赛回合文字播报

SET 4

Rally	SLO - Slovenia			Lead	Score	Lead	NED - Netherlands		
141	Serve	1 URNAUT A	Serve Hit				Spike	1 STINISSEN E	Fault
			Opp error +	6	8-2				
142	Serve	1 URNAUT A	Aces +	7	9-2		Reception	8 LIST P	Fault
143	Serve	1 URNAUT A	Serve Hit						
	Block	9 TOMIC S	Fault	6	9-3		+ Spike	1 STINISSEN E	Spike
144	Spike	8 GOSNAK D	Spike +	7	10-3		Serve	6 HARMSSEN-ROOSEN K	Serve Hit
							Dig	8 LIST P	Fault
145	Serve	9 TOMIC S	Serve Hit						
	Dig	1 URNAUT A	Fault	6	10-4		+ Block	5 van der HAAR-KRAMP	Kill Block
146	Block	8 GOSNAK D	Fault	5	10-5		+ Serve	5 van der HAAR-KRAMP	Aces
147	Block	8 GOSNAK D	Fault	4	10-6		+ Serve	5 van der HAAR-KRAMP	Serve Hit
									Opp error
148	Reception	1 URNAUT A	Fault	3	10-7		+ Serve	5 van der HAAR-KRAMP	Aces
	TIMEOUT								
149	Reception	4 JAKIN B	Fault	2	10-8		+ Serve	5 van der HAAR-KRAMP	Aces
150	Dig	4 JAKIN B	Fault	1	10-9		+ Serve	5 van der HAAR-KRAMP	Serve Hit
									Opp error
151	Block	8 GOSNAK D	Fault		10-10		+ Serve	5 van der HAAR-KRAMP	Serve Hit
									Opp error
152			Opp error +	1	11-10		Serve	5 van der HAAR-KRAMP	Fault
153	Serve	10 KOTNIK S	Serve Hit						
			Opp error +	2	12-10		Spike	3 van MARUM D	Fault
154	Serve	10 KOTNIK S	Serve Hit						
	Dig	1 URNAUT A	Fault	1	12-11		+ Spike	1 STINISSEN E	Spike
155	Dig	1 URNAUT A	Fault		12-12		+ Serve	1 STINISSEN E	Serve Hit
									Opp error
156	Spike	4 JAKIN B	Spike +	1	13-12		Serve	1 STINISSEN E	Serve Hit
							Dig	1 STINISSEN E	Fault
157	Serve	6 OCEPEK S	Fault		13-13		+ Serve	10 WESTERHOF P	Serve Hit
									Opp error
158	Spike	1 URNAUT A	Spike +	1	14-13		Serve	10 WESTERHOF P	Serve Hit
							Dig	7 BAKKER S	Fault
159	Serve	8 GOSNAK D	Serve Hit						
	Block	4 JAKIN B	Fault		14-14		+ Spike	6 HARMSSEN-ROOSEN K	Spike
160	Spike	1 URNAUT A	Spike +	1	15-14		Serve	8 LIST P	Serve Hit
							Block	3 van MARUM D	Fault
							Sub	8 LIST P	Out
								4 de VRIES R	In
161	Serve	4 JAKIN B	Serve Hit						
			Opp error +	2	16-14		Spike	1 STINISSEN E	Fault
162	Serve	4 JAKIN B	Serve Hit						
	Block	1 URNAUT A	Fault	1	16-15		+ Serve	3 van MARUM D	Serve Hit
									Opp error
163	Block	9 TOMIC S	Kill Block +	2	17-15		Serve	3 van MARUM D	Serve Hit
							Spike	5 van der HAAR-KRAMP	Fault
164	Serve	1 URNAUT A	Serve Hit						
	Block	9 TOMIC S	Kill Block +	3	18-15		Spike	1 STINISSEN E	Fault
165	Serve	1 URNAUT A	Serve Hit						
		T E A M	Fault	2	18-16		+ Spike	6 HARMSSEN-ROOSEN K	Spike
166			Opp error +	3	19-16		Serve	6 HARMSSEN-ROOSEN K	Serve Hit
							Dig	7 BAKKER S	Fault


PLAY BY PLAY

比赛回合文字播报

SET 4

Rally	SLO - Slovenia			Lead	Score	Lead	NED - Netherlands		
	Sub	1 URNAUT A	Out						
		5 CENCELJ M	In						
	Sub	9 TOMIC S	Out						
		7 SART A	In						
167	Serve	7 SART A	Serve Hit						
	Dig	4 JAKIN B	Fault	2	19-17		+ Spike	5 van der HAAR-KRAMP	Spike
168							Serve	5 van der HAAR-KRAMP	Serve Hit
	Spike	8 GOSNAK D	Spike +	3	20-17		Dig	5 van der HAAR-KRAMP	Fault
169	Serve	10 KOTNIK S	Serve Hit						
	Dig	10 KOTNIK S	Fault	2	20-18		+ Spike	1 STINISSEN E	Spike
170							Serve	1 STINISSEN E	Serve Hit
		T E A M	Fault	1	20-19		+ Spike	4 de VRIES R	Spike
	Sub	7 SART A	Out						
		9 TOMIC S	In						
	Sub	5 CENCELJ M	Out						
		1 URNAUT A	In						
171	Block	6 OCEPEK S	Kill Block +	2	21-19		Serve	1 STINISSEN E	Fault
172	Serve	6 OCEPEK S	Aces +	3	22-19		Reception	7 BAKKER S	Fault
	TIMEOUT								
173	Serve	6 OCEPEK S	Serve Hit						
	Block	1 URNAUT A	Kill Block +	4	23-19		Dig	10 WESTERHOF P	Fault
174	Serve	6 OCEPEK S	Serve Hit						
	Block	8 GOSNAK D	Fault	3	23-20				Opp error
175							Serve	10 WESTERHOF P	Serve Hit
	Dig	4 JAKIN B	Fault	2	23-21				Opp error
	TIMEOUT								
176							Serve	10 WESTERHOF P	Serve Hit
	Spike	1 URNAUT A	Spike +	3	24-21		Dig	7 BAKKER S	Fault
	TIMEOUT								
177	Serve	8 GOSNAK D	Serve Hit						
	Dig	10 KOTNIK S	Fault	2	24-22		+ Spike	4 de VRIES R	Spike
178							Serve	4 de VRIES R	Serve Hit
	Block	1 URNAUT A	Kill Block +	3	25-22			T E A M	Fault

SET 5

Rally	SLO - Slovenia			Lead	Score	Lead	NED - Netherlands		
179	Serve	6 OCEPEK S	Serve Hit						
	Dig	9 TOMIC S	Fault		0-1	1	+ Spike	3 van MARUM D	Spike
180	Spike	8 GOSNAK D	Fault		0-2	2			Opp error
181							Serve	10 WESTERHOF P	Serve Hit
			Opp error +		1-2	1	Block	3 van MARUM D	Fault
182	Serve	8 GOSNAK D	Serve Hit						
	Block	4 JAKIN B	Fault		1-3	2	+ Spike	6 HARMSSEN-ROOSEN K	Spike
183							Serve	8 LIST P	Serve Hit
	Spike	8 GOSNAK D	Spike +		2-3	1	Dig	6 HARMSSEN-ROOSEN K	Fault
184	Serve	4 JAKIN B	Serve Hit						
	Block	10 KOTNIK S	Fault		2-4	2	+ Spike	3 van MARUM D	Spike



PLAY BY PLAY

比赛回合文字播报

SET 5

Rally	SLO - Slovenia			Lead	Score	Lead	NED - Netherlands			
185	Spike	10 KOTNIK S	Fault		2-5	3	+	Serve	3 van MARUM D	Serve Hit
								Block	6 HARMSSEN-ROOSEN K	Kill Block
	TIMEOUT									
186	Spike	10 KOTNIK S	Fault		2-6	4	+	Serve	3 van MARUM D	Serve Hit
										Opp error
187	Spike	1 URNAUT A	Fault		2-7	5	+	Serve	3 van MARUM D	Serve Hit
								Block	1 STINISSEN E	Kill Block
188	Spike	8 GOSNAK D	Fault		2-8	6	+	Serve	3 van MARUM D	Serve Hit
										Opp error
189	Spike	10 KOTNIK S	Spike	+	3-8	5		Serve	3 van MARUM D	Serve Hit
								Dig	6 HARMSSEN-ROOSEN K	Fault
190	Serve	1 URNAUT A	Serve Hit							
	Block	10 KOTNIK S	Kill Block	+	4-8	4		Spike	8 LIST P	Fault
191	Serve	1 URNAUT A	Serve Hit							
			Opp error	+	5-8	3		Spike	1 STINISSEN E	Fault
192	Serve	1 URNAUT A	Serve Hit							
	Dig	4 JAKIN B	Fault		5-9	4	+	Spike	5 van der HAAR-KRAMP	Spike
193	Spike	8 GOSNAK D	Spike	+	6-9	3		Serve	6 HARMSSEN-ROOSEN K	Serve Hit
								Dig	7 BAKKER S	Fault
	Sub	1 URNAUT A	Out							
		5 CENCELJ M	In							
	Sub	9 TOMIC S	Out							
		7 SART A	In							
194	Serve	7 SART A	Serve Hit							
	Dig	4 JAKIN B	Fault		6-10	4	+	Spike	10 WESTERHOF P	Spike
	TIMEOUT									
	Sub	7 SART A	Out							
		9 TOMIC S	In							
	Sub	5 CENCELJ M	Out							
		1 URNAUT A	In							
195	Reception	4 JAKIN B	Fault		6-11	5	+	Serve	5 van der HAAR-KRAMP	Aces
196	Spike	10 KOTNIK S	Spike	+	7-11	4		Serve	5 van der HAAR-KRAMP	Serve Hit
								Dig	5 van der HAAR-KRAMP	Fault
	Sub	4 JAKIN B	Out							
		3 KOVACIC B	In							
197	Serve	10 KOTNIK S	Serve Hit							
	Dig	1 URNAUT A	Fault		7-12	5	+	Block	10 WESTERHOF P	Kill Block
	Sub	3 KOVACIC B	Out							
		4 JAKIN B	In							
198	Spike	1 URNAUT A	Spike	+	8-12	4		Serve	1 STINISSEN E	Serve Hit
								Block	3 van MARUM D	Fault
199	Serve	6 OCEPEK S	Serve Hit							
	Dig	4 JAKIN B	Fault		8-13	5	+	Spike	3 van MARUM D	Spike
200			Opp error	+	9-13	4		Serve	10 WESTERHOF P	Fault
201	Serve	8 GOSNAK D	Serve Hit							
	Dig	6 OCEPEK S	Fault		9-14	5	+	Spike	6 HARMSSEN-ROOSEN K	Spike
202	Spike	1 URNAUT A	Spike	+	10-14	4		Serve	8 LIST P	Serve Hit
								Dig	8 LIST P	Fault



PLAY BY PLAY

比赛回合文字播报

SET 5

Rally	SLO - Slovenia				Lead	Score	Lead	NED - Netherlands			
								TIMEOUT			
203	Serve	4	JAKIN B	Aces	+	11-14	3	Reception	8	LIST P	Fault
	Serve	4	JAKIN B	Serve Hit							
204	Block	1	URNAUT A	Fault		11-15	4	+			Opp error

Legend:

+ Point scored by team **Opp** Opponent **Sub** Substitution



MATCH RESULT

比赛结果表

P2

Match Duration: 1h58m
Spectators: 1,100

SLO vs NED
2 3

Team	Sets	1	2	3	4	5	Total
SLO	2	25	17	16	25	11	94
NED	3	23	25	25	22	15	110
	Playing Time	26m	21m	20m	24m	15m	1h46m

First Referee: ELHELALY Khaled Nasr Eid (EGY)

Second Referee: FIROUZI Ebrahim (IRI)

SLO - SLOVENIA							
No	C/L	Name	1	2	3	4	5 Pts
1	C	URNAUT Anita	4	4	5	4	4 27
2	L	GRADISEK Emilie	L	L	L	L	L 0
3		KOVACIC Boza				4	0
4		JAKIN Bogomira	3	3	5	3	3 8
5		CENCELJ Marinka	1	4	4	1	1 0
6		OCEPEK Suzana	1	1	2	1	1 5
7		SART Alenka	9		1	9	9 1
8		GOSNAK Danica	2	2	3	2	2 12
9		TOMIC Stefaka	5	5	6	5	5 5
10		KOTNIK Sasa	6	6	1	6	6 5
14		JUSTIN Ana					0
Head Coach:			URNAUT Adolf (SLO)				
Assistant Coach:			OZMEC Peter (SLO)				

NED - NETHERLANDS							
No	C/L	Name	1	2	3	4	5 Pts
1		STINISSEN Elvira	1	6	1	6	1 10
3		van MARUM Djoke	4	3	4	3	4 14
4		de VRIES Rika				8	2
5		van der HAAR-KRAMP Karin	6	5	6	5	6 16
6		HARMSSEN-ROOSEN Karin	5	4	5	4	5 9
7	L	BAKKER Sanne	L	L	L	L	L 0
8		LIST Paula	1	2	3	2	3 5
10	C	WESTERHOF Petra	2	1	2	1	2 12
12		TEN THIJE-VOORTMAN Josien	3				1
Head Coach:			BESTEBROER John (NED)				
Assistant Coach:			van HEUGTEN Ger (NED)				

TEAM AND PLAYER PERFORMANCES

Won	Total Atts	No	Name
28	114	Total Team	
18	53	1	URNAUT Anita
6	20	8	GOSNAK Danica
2	17	10	KOTNIK Sasa
16	63	Total Team	
4	13	4	JAKIN Bogomira
4	12	9	TOMIC Stefaka
4	7	6	OCEPEK Suzana
19	95	Total Team	
6	23	1	URNAUT Anita
6	19	8	GOSNAK Danica
2	14	4	JAKIN Bogomira
31		Total Team	
94	272	Total Team	
27	89	1	URNAUT Anita

Scoring Skills
Spike
Block
Serve
Opp Error
Total
Best Scorer

Won	Total Atts	No	Name
42	110	Total Team	
11	21	3	van MARUM Djoke
9	22	5	van der HAAR-KRAMP Karin
7	20	6	HARMSSEN-ROOSEN Karin
15	52	Total Team	
6	16	1	STINISSEN Elvira
4	7	10	WESTERHOF Petra
2	7	6	HARMSSEN-ROOSEN Karin
12	109	Total Team	
6	19	5	van der HAAR-KRAMP Karin
3	22	10	WESTERHOF Petra
2	27	3	van MARUM Djoke
41		Total Team	
110	271	Total Team	
16	45	5	van der HAAR-KRAMP Karin

Legend:			
Atts	Attempts	C	Team Captain
n	Starting Line-Up where n=starting position on Court (i.e. positions 1 to 6)	L	Libero Player
nn	Substitute where nn=jersey number of out going player	Opp	Opponent
		L	Substitute Libero
		Pts	Points scored



MATCH STATISTICS

比赛技术统计

P3

Match Duration: 1h58m
Spectators: 1,100




SLO vs NED
2 vs 3

Team	Sets	1	2	3	4	5	Total
SLO	2	25	17	16	25	11	94
NED	3	23	25	25	22	15	110
Playing Time		26m	21m	20m	24m	15m	1h46m

First Referee: ELHELALY Khaled Nasr Eid (EGY)

Second Referee: FIROUZI Ebrahim (IRI)

SLO - SLOVENIA

Scoring Spikers	Rk	No	Name	Spikes	Faults	Shots	Total Attempts	Eff %	
	1	1	URNAUT Anita	18	7	28	53	20.75	
	2	8	GOSNAK Danica	6	5	9	20	5.00	
		10	KOTNIK Sasa	2	4	11	17		
		6	OCEPEK Suzana	-	2	6	8		
		7	SART Alenka	-	2	6	8		
		4	JAKIN Bogomira	2	-	3	5		
		9	TOMIC Stefaka	-	1	1	2		
		5	CENCELJ Marinka	-	-	1	1		
		2	GRADISEK Emilie	-	-	-	-		
		3	KOVACIC Boza	-	-	-	-		
		14	JUSTIN Ana	-	-	-	-		
	Limit								
	15.00 %	Team Totals			28	21	65	114	6.14
	Scoring Blockers	Rk	No	Name	Kill Blocks	Faults	Rebounds	Total Attempts	Avg by Set
	1	4	JAKIN Bogomira	4	3	6	13	0.80	
	1	9	TOMIC Stefaka	4	3	5	12	0.80	
	1	6	OCEPEK Suzana	4	-	3	7	0.80	
	4	1	URNAUT Anita	3	5	5	13	0.60	
	5	10	KOTNIK Sasa	1	3	4	8	0.20	
	6	8	GOSNAK Danica	-	5	4	9	0.00	
	6	5	CENCELJ Marinka	-	-	1	1	0.00	
		2	GRADISEK Emilie	-	-	-	-		
		3	KOVACIC Boza	-	-	-	-		
		7	SART Alenka	-	-	-	-		
		14	JUSTIN Ana	-	-	-	-		
		Team Totals			16	19	28	63	3.20
	Scoring Servers	Rk	No	Name	Aces	Faults	Serve Hits	Total Attempts	Avg by Set
		1	1	URNAUT Anita	6	-	17	23	1.20
1		8	GOSNAK Danica	6	2	11	19	1.20	
3		4	JAKIN Bogomira	2	3	9	14	0.40	
3		10	KOTNIK Sasa	2	-	10	12	0.40	
5		6	OCEPEK Suzana	1	2	12	15	0.20	
5		9	TOMIC Stefaka	1	2	4	7	0.20	
5		7	SART Alenka	1	-	3	4	0.20	
8		5	CENCELJ Marinka	-	-	1	1	0.00	
		2	GRADISEK Emilie	-	-	-	-		
		3	KOVACIC Boza	-	-	-	-		
		14	JUSTIN Ana	-	-	-	-		
		Team Totals			19	9	67	95	3.80
Team		Opponent Errors & Team Faults			31	3			



MATCH STATISTICS

比赛技术统计

P3

Match Duration: 1h58m
Spectators: 1,100




SLO vs NED
2 vs 3

Team	Sets	1	2	3	4	5	Total
SLO	2	25	17	16	25	11	94
NED	3	23	25	25	22	15	110
Playing Time		26m	21m	20m	24m	15m	1h46m

First Referee: ELHELALY Khaled Nasr Eid (EGY)

Second Referee: FIROUZI Ebrahim (IRI)

SLO - SLOVENIA

Non-scoring Diggers		Rk	No	Name	Digs	Faults	Receptions	Total Attempts	Avg by Set	
		1	1	URNAUT Anita	13	9	9	31	2.60	
		2	10	KOTNIK Sasa	7	10	11	28	1.40	
		2	9	TOMIC Stefaka	7	5	6	18	1.40	
		2	8	GOSNAK Danica	7	1	7	15	1.40	
		5	4	JAKIN Bogomira	5	8	2	15	1.00	
		6	6	OCEPEK Suzana	4	8	5	17	0.80	
		6	7	SART Alenka	4	1	-	5	0.80	
		8	5	CENCELJ Marinka	1	1	-	2	0.20	
			2	GRADISEK Emilie	-	-	-	-	-	
			3	KOVACIC Boza	-	-	-	-	-	
			14	JUSTIN Ana	-	-	-	-	-	
	Team Totals					48	43	40	131	9.60
	Non-scoring Setters		Rk	No	Name	Running Sets	Faults	Still Sets	Total Attempts	Avg by Set
			1	8	GOSNAK Danica	1	-	30	31	0.20
		1	1	URNAUT Anita	1	-	14	15	0.20	
		1	4	JAKIN Bogomira	1	-	13	14	0.20	
		4	10	KOTNIK Sasa	-	-	18	18	0.00	
		4	6	OCEPEK Suzana	-	1	8	9	0.00	
		4	5	CENCELJ Marinka	-	-	6	6	0.00	
		4	9	TOMIC Stefaka	-	-	6	6	0.00	
			2	GRADISEK Emilie	-	-	-	-	-	
			3	KOVACIC Boza	-	-	-	-	-	
			7	SART Alenka	-	-	-	-	-	
			14	JUSTIN Ana	-	-	-	-	-	
Team Totals					3	1	95	99	0.60	
Non-scoring Receivers		Rk	No	Name	Excellents	Faults	Serve Receptions	Total Attempts	Succ %	
				8	GOSNAK Danica	15	1	5	21	
			1	URNAUT Anita	15	3	2	20		
			6	OCEPEK Suzana	13	3	1	17		
			4	JAKIN Bogomira	7	4	4	15		
			10	KOTNIK Sasa	9	2	1	12		
			9	TOMIC Stefaka	4	-	1	5		
			5	CENCELJ Marinka	2	1	-	3		
			7	SART Alenka	1	-	-	1		
			2	GRADISEK Emilie	-	-	-	-		
			3	KOVACIC Boza	-	-	-	-		
			14	JUSTIN Ana	-	-	-	-		
	Team Totals					66	14	14	94	70.21
	Limit									
	25.00 %									

Legend:	Avg	Eff%	Rk	Succ %
Average	Efficiency	Rank	Success %	



MATCH STATISTICS

比赛技术统计

P3

Match Duration: 1h58m
Spectators: 1,100




SLO vs NED
2 vs 3

Team	Sets	1	2	3	4	5	Total
SLO	2	25	17	16	25	11	94
NED	3	23	25	25	22	15	110
Playing Time		26m	21m	20m	24m	15m	1h46m

First Referee: ELHELALY Khaled Nasr Eid (EGY)

Second Referee: FIROUZI Ebrahim (IRI)

NED - NETHERLANDS

Scoring Spikers	Rk	No	Name	Spikes	Faults	Shots	Total Attempts	Eff %	
	1	3	van MARUM Djoke	11	2	8	21	42.86	
	2	6	HARMSSEN-ROOSEN Karin	7	1	12	20	30.00	
	3	5	van der HAAR-KRAMP Karin	9	4	9	22	22.73	
	4	1	STINISSEN Elvira	4	8	7	19	0.00	
Limit 15.00 %	10	WESTERHOF Petra	5	1	7	13			
	8	LIST Paula	4	1	5	10			
	12	TEN THIJE-VOORTMAN Josien	-	-	3	3			
	4	de VRIES Rika	2	-	-	2			
	7	BAKKER Sanne	-	-	-	-			
	Team Totals				42	17	51	110	22.73
Scoring Blockers	Rk	No	Name	Kill Blocks	Faults	Rebounds	Total Attempts	Avg by Set	
	1	1	STINISSEN Elvira	6	2	8	16	1.20	
	2	10	WESTERHOF Petra	4	1	2	7	0.80	
	3	6	HARMSSEN-ROOSEN Karin	2	1	4	7	0.40	
	4	3	van MARUM Djoke	1	5	8	14	0.20	
	4	5	van der HAAR-KRAMP Karin	1	-	3	4	0.20	
	4	12	TEN THIJE-VOORTMAN Josien	1	1	-	2	0.20	
	7	8	LIST Paula	-	-	2	2	0.00	
Team Totals	4	de VRIES Rika	-	-	-	-	-		
	7	BAKKER Sanne	-	-	-	-	-		
Team Totals				15	10	27	52	3.00	
Scoring Servers	Rk	No	Name	Aces	Faults	Serve Hits	Total Attempts	Avg by Set	
	1	5	van der HAAR-KRAMP Karin	6	3	10	19	1.20	
	2	10	WESTERHOF Petra	3	1	18	22	0.60	
	3	3	van MARUM Djoke	2	1	24	27	0.40	
	4	8	LIST Paula	1	4	5	10	0.20	
	5	1	STINISSEN Elvira	-	2	13	15	0.00	
	5	6	HARMSSEN-ROOSEN Karin	-	-	12	12	0.00	
	5	12	TEN THIJE-VOORTMAN Josien	-	-	3	3	0.00	
	5	4	de VRIES Rika	-	-	1	1	0.00	
Team Totals	7	BAKKER Sanne	-	-	-	-	-		
	Team Totals				12	11	86	109	2.40
Team	Opponent Errors & Team Faults			41	6				



MATCH STATISTICS

比赛技术统计

P3

Match Duration: 1h58m
Spectators: 1,100




SLO vs NED
2 vs 3

Team	Sets	1	2	3	4	5	Total
SLO	2	25	17	16	25	11	94
NED	3	23	25	25	22	15	110
Playing Time		26m	21m	20m	24m	15m	1h46m

First Referee: ELHELALY Khaled Nasr Eid (EGY)

Second Referee: FIROUZI Ebrahim (IRI)

NED - NETHERLANDS

Non-scoring Diggers	Rk	No	Name	Digs	Faults	Receptions	Total Attempts	Avg by Set
	1	7	BAKKER Sanne	16	6	6	28	3.20
	2	10	WESTERHOF Petra	15	4	10	29	3.00
	3	1	STINISSEN Elvira	10	8	2	20	2.00
	4	6	HARMSSEN-ROOSEN Karin	9	5	5	19	1.80
	5	8	LIST Paula	4	3	3	10	0.80
	5	12	TEN THIJE-VOORTMAN Josien	4	3	3	10	0.80
	7	3	van MARUM Djoke	2	2	5	9	0.40
	8	5	van der HAAR-KRAMP Karin	1	3	5	9	0.20
	8	4	de VRIES Rika	1	-	2	3	0.20
Team Totals				62	34	41	137	12.40
Non-scoring Setters	Rk	No	Name	Running Sets	Faults	Still Sets	Total Attempts	Avg by Set
	1	10	WESTERHOF Petra	2	-	42	44	0.40
	1	6	HARMSSEN-ROOSEN Karin	2	-	35	37	0.40
	3	3	van MARUM Djoke	-	-	3	3	0.00
	3	7	BAKKER Sanne	-	-	2	2	0.00
	3	1	STINISSEN Elvira	-	-	1	1	0.00
	3	8	LIST Paula	-	-	1	1	0.00
	3	12	TEN THIJE-VOORTMAN Josien	-	-	1	1	0.00
	4	4	de VRIES Rika	-	-	-	-	-
	5	5	van der HAAR-KRAMP Karin	-	-	-	-	-
Team Totals				4	-	85	89	0.80
Non-scoring Receivers	Rk	No	Name	Excellents	Faults	Serve Receptions	Total Attempts	Succ %
	1	7	BAKKER Sanne	21	8	5	34	61.76
		8	LIST Paula	5	4	4	13	
		1	STINISSEN Elvira	9	1	1	11	
		10	WESTERHOF Petra	8	1	2	11	
		6	HARMSSEN-ROOSEN Karin	5	-	-	5	
		12	TEN THIJE-VOORTMAN Josien	2	2	1	5	
		3	van MARUM Djoke	-	-	-	-	
		4	de VRIES Rika	-	-	-	-	
		5	van der HAAR-KRAMP Karin	-	-	-	-	
Team Totals				50	16	13	79	63.29
Limit	25.00 %							

Legend:	Avg	Average	Eff%	Efficiency	Rk	Rank	Succ %	Success %
----------------	------------	---------	-------------	------------	-----------	------	---------------	-----------



START LIST

参赛名单

USA vs LTU

P1

First Referee: FIROUZI Ebrahim (IRI)

Second Referee: SHANISHAH Khalid Salem (LBA)

USA - UNITED STATES of AMERICA Uniform Colour: RED

No	C/L	Name	Sport Class	Date of Birth	Tournament Totals				
					Spike	Block	Serve	Total	%
1		WEBSTER Lora	D	26 AUG 1986	0	0	0	0	0.00
3	C	MAYMON Brenda	D	4 JUN 1985	0	0	0	0	0.00
5		HOLLOWAY Katie	D	8 JUN 1986	0	0	0	0	0.00
6		ERICKSON Heather	D	9 MAY 1993	0	0	0	0	0.00
7		KRISS Sugui	D	6 JUL 1987	0	0	0	0	0.00
8		LEWELLEN Hope	D	20 APR 1967	0	0	0	0	0.00
9		McWILLIAMS Gina	D	16 JUL 1965	0	0	0	0	0.00
10	L	MILLER Kari	D	16 APR 1977	0	0	0	0	0.00
11		ALDRICH Allison	D	19 JAN 1988	0	0	0	0	0.00
13		MILLAGE Nichole	D	27 MAR 1977	0	0	0	0	0.00
15		LANCASTER Kendra	D	2 JUL 1987	0	0	0	0	0.00
18		GOULDIE Alexandra	D	13 MAY 1991	0	0	0	0	0.00
Head Coach: HULETT Michael (USA)			Assistant: van de WALLE Denise (USA)						

LTU - LITHUANIA Uniform Colour: YELLOW

No	C/L	Name	Sport Class	Date of Birth	Tournament Totals				
					Spike	Block	Serve	Total	%
2		VERBUVIENE Jurate	D	25 OCT 1956	0	0	0	0	0.00
3		BUDINIENE Liudmila	D	26 JAN 1953	0	0	0	0	0.00
4	C	BAUMGARTE Malda	D	7 JAN 1965	0	0	0	0	0.00
5		ZILYTE Virginija	D	31 DEC 1971	0	0	0	0	0.00
6		DMITRIJEVA Virginija	D	21 SEP 1961	0	0	0	0	0.00
7		LATAUSKAITE Rita	D	20 JAN 1976	0	0	0	0	0.00
8		SUSINSKYTE Neringa	MD	2 OCT 1971	0	0	0	0	0.00
9		URBUTIENE Jolita	D	23 FEB 1976	0	0	0	0	0.00
10		CVIRKIENE Ruta	MD	13 JUL 1972	0	0	0	0	0.00
13		LINGYTE Karoliina	D	2 JAN 1989	0	0	0	0	0.00
Head Coach:			Assistant: IVANAUSKAITE Asta (LTU)						

Legend:	%	Percent of total team scoring	C	Team Captain	L	Libero Player
----------------	---	-------------------------------	---	--------------	---	---------------



PLAY BY PLAY

比赛回合文字播报

Match Duration: 1h02m
Spectators: 1,500

USA vs LTU
3 vs 0

Team	Sets	1	2	3	Total
USA	3	25	25	25	75
LTU	0	15	18	9	42
	Playing Time	18m	19m	19m	56m

First Referee: FIROUZI Ebrahim (IRI)

Second Referee: SHANISHAH Khalid Salem (LBA)

SET 1

Rally	USA - United States of America				Lead	Score	Lead	LTU - Lithuania		
								Serve	10 CVIRKIENE R	Serve Hit
1	Spike	5 HOLLOWAY K	Spike +	1	1-0			Dig	10 CVIRKIENE R	Fault
	Serve	11 ALDRICH A	Serve Hit							
2	Dig	6 ERICKSON H	Fault		1-1		+	Spike	5 ZILYTE V	Spike
	Serve	5 HOLLOWAY K	Spike +	1	2-1			Serve	2 VERBUVIENE J	Serve Hit
3	Spike	5 HOLLOWAY K	Spike +	1	2-1			Dig	2 VERBUVIENE J	Fault
	Serve	3 MAYMON B	Serve Hit							
4	Block	5 HOLLOWAY K	Kill Block +	2	3-1			Dig	4 BAUMGARTE M	Fault
	Serve	3 MAYMON B	Serve Hit							
5			Opp error +	3	4-1			Dig	5 ZILYTE V	Fault
6	Serve	3 MAYMON B	Aces +	4	5-1			Reception	2 VERBUVIENE J	Fault
	Serve	3 MAYMON B	Serve Hit							
7	Spike	1 WEBSTER L	Spike +	5	6-1			Dig	5 ZILYTE V	Fault
	Serve	3 MAYMON B	Serve Hit							
8	Dig	6 ERICKSON H	Fault	4	6-2		+	Spike	4 BAUMGARTE M	Spike
								Serve	4 BAUMGARTE M	Serve Hit
9	Dig	1 WEBSTER L	Fault	3	6-3		+	Block	9 URBUTIENE J	Kill Block
								Serve	4 BAUMGARTE M	Serve Hit
10	Block	1 WEBSTER L	Fault	2	6-4		+	Spike	9 URBUTIENE J	Spike
	Reception	11 ALDRICH A	Fault	1	6-5		+	Serve	4 BAUMGARTE M	Aces
								Serve	4 BAUMGARTE M	Serve Hit
12	Block	5 HOLLOWAY K	Kill Block +	2	7-5			Spike	2 VERBUVIENE J	Fault
	Serve	5 HOLLOWAY K	Serve Hit							
13			Opp error +	3	8-5				T E A M	Fault
	Serve	5 HOLLOWAY K	Serve Hit							
14	Block	1 WEBSTER L	Kill Block +	4	9-5			Spike	5 ZILYTE V	Fault
	Serve	5 HOLLOWAY K	Fault	3	9-6		+			Opp error
								Serve	9 URBUTIENE J	Serve Hit
16	Spike	6 ERICKSON H	Fault	2	9-7		+			Opp error
								Serve	9 URBUTIENE J	Serve Hit
17	Spike	6 ERICKSON H	Spike +	3	10-7			Block	13 LINGYTE K	Fault
	Serve	15 LANCASTER K	Serve Hit							
18	Spike	11 ALDRICH A	Fault	2	10-8		+			Opp error
	Reception	3 MAYMON B	Fault	1	10-9		+	Serve	13 LINGYTE K	Aces
			Opp error +	2	11-9			Serve	13 LINGYTE K	Fault
	Serve	1 WEBSTER L	Serve Hit							
21	Spike	6 ERICKSON H	Fault	1	11-10		+			Opp error
								Serve	5 ZILYTE V	Serve Hit
22	Dig	3 MAYMON B	Fault		11-11		+			Opp error



PLAY BY PLAY

比赛回合文字播报

SET 1

Rally	USA - United States of America				Lead	Score	Lead	LTU - Lithuania			
23	Spike	11	ALDRICH A	Spike	+	1	12-11	Serve	2	VERBUVIENE J	Serve Hit
	Dig							Dig	5	ZILYTE V	Fault
24	Serve	6	ERICKSON H	Serve Hit							
				Opp error	+	2	13-11	Dig	10	CVIRKIENE R	Fault
25	Serve	6	ERICKSON H	Serve Hit							
	Block	11	ALDRICH A	Kill Block	+	3	14-11	Dig	4	BAUMGARTE M	Fault
26	Serve	6	ERICKSON H	Serve Hit							
				Opp error	+	4	15-11	Spike	10	CVIRKIENE R	Fault
27	Serve	6	ERICKSON H	Serve Hit							
	Spike	1	WEBSTER L	Fault		3	15-12				Opp error
28	Spike	3	MAYMON B	Spike	+	4	16-12	Serve	10	CVIRKIENE R	Serve Hit
								Block	4	BAUMGARTE M	Fault
29	Serve	11	ALDRICH A	Serve Hit							
	Block	15	LANCASTER K	Fault		3	16-13				Opp error
30	Spike	15	LANCASTER K	Spike	+	4	17-13	Serve	2	VERBUVIENE J	Serve Hit
								Dig	9	URBUTIENE J	Fault
31								Sub	10	CVIRKIENE R	Out
									8	SUSINSKYTE N	In
31	Serve	3	MAYMON B	Serve Hit							
				Opp error	+	5	18-13	Spike	9	URBUTIENE J	Fault
32	Serve	3	MAYMON B	Serve Hit							
				Opp error	+	6	19-13	Spike	13	LINGYTE K	Fault
33	Serve	3	MAYMON B	Fault		5	19-14	+ Block	9	URBUTIENE J	Kill Block
	Reception	11	ALDRICH A	Fault		4	19-15	+ Serve	4	BAUMGARTE M	Aces
35	Spike	15	LANCASTER K	Spike	+	5	20-15	Serve	4	BAUMGARTE M	Serve Hit
								Dig	8	SUSINSKYTE N	Fault
36	Serve	5	HOLLOWAY K	Serve Hit							
	Block	1	WEBSTER L	Kill Block	+	6	21-15	Spike	9	URBUTIENE J	Fault
TIMEOUT											
37	Serve	5	HOLLOWAY K	Aces	+	7	22-15	Reception	2	VERBUVIENE J	Fault
	Serve	5	HOLLOWAY K	Serve Hit							
38	Spike	15	LANCASTER K	Spike	+	8	23-15	Dig	8	SUSINSKYTE N	Fault
	Serve	5	HOLLOWAY K	Serve Hit							
39	Spike	15	LANCASTER K	Spike	+	9	24-15	Dig	8	SUSINSKYTE N	Fault
	Serve	5	HOLLOWAY K	Serve Hit							
40	Block	1	WEBSTER L	Kill Block	+	10	25-15	Spike	9	URBUTIENE J	Fault

SET 2

Rally	USA - United States of America				Lead	Score	Lead	LTU - Lithuania			
41	Serve	6	ERICKSON H	Serve Hit							
	Block	3	MAYMON B	Fault		0-1	1	+ Spike	4	BAUMGARTE M	Spike
42	Spike	5	HOLLOWAY K	Spike	+		1-1	Serve	8	SUSINSKYTE N	Serve Hit
								Block	2	VERBUVIENE J	Fault
43	Serve	11	ALDRICH A	Serve Hit							
	Spike	15	LANCASTER K	Spike	+	1	2-1	Dig	8	SUSINSKYTE N	Fault
44	Serve	11	ALDRICH A	Serve Hit							
	Block	3	MAYMON B	Kill Block	+	2	3-1	Dig	4	BAUMGARTE M	Fault
45	Serve	11	ALDRICH A	Serve Hit							
	Spike	5	HOLLOWAY K	Spike	+	3	4-1	Block	4	BAUMGARTE M	Fault



PLAY BY PLAY

比赛回合文字播报

SET 2

Rally	USA - United States of America				Lead	Score	Lead	LTU - Lithuania			
46	Serve	11 ALDRICH A	Fault		2	4-2		+		Opp error	
47	Spike	11 ALDRICH A	Spike	+	3	5-2		Serve	2 VERBUVIENE J	Serve Hit	
								Dig	8 SUSINSKYTE N	Fault	
48	Serve	3 MAYMON B	Serve Hit								
	Dig	11 ALDRICH A	Fault		2	5-3		+	Spike	9 URBUTIENE J	Spike
49								Serve	4 BAUMGARTE M	Serve Hit	
	Spike	5 HOLLOWAY K	Fault		1	5-4		+	Block	13 LINGYTE K	Kill Block
50								Serve	4 BAUMGARTE M	Serve Hit	
	Spike	15 LANCASTER K	Spike	+	2	6-4		Dig	8 SUSINSKYTE N	Fault	
51	Serve	5 HOLLOWAY K	Serve Hit								
	Block	1 WEBSTER L	Fault		1	6-5		+	Spike	13 LINGYTE K	Spike
52								Serve	9 URBUTIENE J	Serve Hit	
			Opp error	+	2	7-5		Spike	4 BAUMGARTE M	Fault	
53	Serve	15 LANCASTER K	Aces	+	3	8-5		Block	8 SUSINSKYTE N	Fault	
54	Serve	15 LANCASTER K	Serve Hit								
	Spike	11 ALDRICH A	Spike	+	4	9-5			T E A M	Fault	
55	Serve	15 LANCASTER K	Serve Hit								
	Block	6 ERICKSON H	Kill Block	+	5	10-5		Reception	9 URBUTIENE J	Fault	
56	Serve	15 LANCASTER K	Serve Hit								
					6	11-5		Spike	13 LINGYTE K	Fault	
57	Serve	15 LANCASTER K	Fault		5	11-6		+	Block	8 SUSINSKYTE N	Kill Block
58								Serve	13 LINGYTE K	Serve Hit	
	Spike	5 HOLLOWAY K	Spike	+	6	12-6		Dig	13 LINGYTE K	Fault	
59	Serve	1 WEBSTER L	Fault		5	12-7		+		Opp error	
60								Serve	5 ZILYTE V	Serve Hit	
	Spike	6 ERICKSON H	Fault		4	12-8		+		Opp error	
61								Serve	5 ZILYTE V	Serve Hit	
			Opp error	+	5	13-8			T E A M	Fault	
62	Serve	6 ERICKSON H	Serve Hit								
					6	14-8		Spike	8 SUSINSKYTE N	Fault	
63	Serve	6 ERICKSON H	Serve Hit								
					7	15-8		Spike	4 BAUMGARTE M	Fault	
64	Serve	6 ERICKSON H	Serve Hit								
	Dig	1 WEBSTER L	Fault		6	15-9		+	Spike	8 SUSINSKYTE N	Spike
65								Serve	8 SUSINSKYTE N	Serve Hit	
			Opp error	+	7	16-9		Spike	13 LINGYTE K	Fault	
66	Serve	11 ALDRICH A	Serve Hit								
					8	17-9		Spike	8 SUSINSKYTE N	Fault	
67	Serve	11 ALDRICH A	Fault		7	17-10		+		Opp error	
68								Serve	2 VERBUVIENE J	Serve Hit	
	Spike	5 HOLLOWAY K	Spike	+	8	18-10		Dig	8 SUSINSKYTE N	Fault	
69	Sub	3 MAYMON B	Out								
		9 McWILLIAMS G	In								
69	Serve	9 McWILLIAMS G	Serve Hit								
	Block	5 HOLLOWAY K	Kill Block	+	9	19-10		Spike	13 LINGYTE K	Fault	
70								Sub	8 SUSINSKYTE N	Out	
									10 CVIRKIENE R	In	
70	Serve	9 McWILLIAMS G	Serve Hit								
					10	20-10		Spike	13 LINGYTE K	Fault	



PLAY BY PLAY

比赛回合文字播报

SET 2

Rally	USA - United States of America			Lead	Score	Lead	LTU - Lithuania		
71	Serve	9 McWILLIAMS G	Fault	9	20-11		+ Block	9 URBUTIENE J	Kill Block
	Sub	9 McWILLIAMS G	Out						
		3 MAYMON B	In						
72		T E A M	Fault	8	20-12		+ Spike	9 URBUTIENE J	Spike
73	Reception	3 MAYMON B	Fault	7	20-13		+ Serve	4 BAUMGARTE M	Aces
74			Opp error	8	21-13		Serve	4 BAUMGARTE M	Serve Hit
							Dig	9 URBUTIENE J	Fault
75	Serve	5 HOLLOWAY K	Aces	9	22-13		Reception	2 VERBUVIENE J	Fault
76	Serve	5 HOLLOWAY K	Serve Hit						
		T E A M	Fault	8	22-14		+		Opp error
77	Spike	6 ERICKSON H	Spike	9	23-14		Serve	9 URBUTIENE J	Serve Hit
							Dig	5 ZILYTE V	Fault
78	Serve	15 LANCASTER K	Serve Hit						
	Block	1 WEBSTER L	Fault	8	23-15		+ Spike	10 CVIRKIENE R	Spike
79	Spike	3 MAYMON B	Fault	7	23-16		+		Opp error
80	Spike	6 ERICKSON H	Spike	8	24-16		Serve	13 LINGYTE K	Serve Hit
							Dig	4 BAUMGARTE M	Fault
81	Serve	1 WEBSTER L	Serve Hit						
	Spike	11 ALDRICH A	Fault	7	24-17		+		Opp error
82	Spike	6 ERICKSON H	Fault	6	24-18		+		Opp error
83	Spike	6 ERICKSON H	Spike	7	25-18		Serve	5 ZILYTE V	Serve Hit
							Dig	13 LINGYTE K	Fault

SET 3

Rally	USA - United States of America			Lead	Score	Lead	LTU - Lithuania		
84	Block	13 MILLAGE N	Kill Block	1	1-0		Serve	10 CVIRKIENE R	Fault
85	Serve	11 ALDRICH A	Serve Hit				Spike	4 BAUMGARTE M	Fault
86	Block	13 MILLAGE N	Kill Block	2	2-0				
	Serve	11 ALDRICH A	Serve Hit						
87	Block	13 MILLAGE N	Fault	1	2-1		+ Spike	13 LINGYTE K	Spike
							Serve	2 VERBUVIENE J	Serve Hit
	Spike	5 HOLLOWAY K	Spike	2	3-1		Block	9 URBUTIENE J	Fault
88	Serve	13 MILLAGE N	Serve Hit						
	Block	1 WEBSTER L	Fault	1	3-2		+ Spike	9 URBUTIENE J	Spike
89	Dig	11 ALDRICH A	Fault				Serve	4 BAUMGARTE M	Serve Hit
							+ Spike	9 URBUTIENE J	Spike
90	Spike	1 WEBSTER L	Spike	1	4-3		Serve	4 BAUMGARTE M	Serve Hit
							Dig	2 VERBUVIENE J	Fault
91	Serve	5 HOLLOWAY K	Serve Hit						
	Spike	6 ERICKSON H	Spike	2	5-3		Block	9 URBUTIENE J	Fault
92	Serve	5 HOLLOWAY K	Serve Hit						
	Spike	6 ERICKSON H	Fault	1	5-4		+		Opp error
93			Opp error	2	6-4		Serve	9 URBUTIENE J	Serve Hit
							Dig	4 BAUMGARTE M	Fault
94	Serve	15 LANCASTER K	Aces	3	7-4		Block	5 ZILYTE V	Fault
95	Serve	15 LANCASTER K	Fault	2	7-5		+ Block	5 ZILYTE V	Kill Block



PLAY BY PLAY

比赛回合文字播报

SET 3

Rally	USA - United States of America				Lead	Score	Lead	LTU - Lithuania		
								Sub	10 CVIRKIENE R	Out
									7 LATAUSKAITE R	In
								Sub	13 LINGYTE K	Out
									8 SUSINSKYTE N	In
96	Spike	6 ERICKSON H	Spike	+	3	8-5		Serve	8 SUSINSKYTE N	Serve Hit
									T E A M	Fault
97	Serve	1 WEBSTER L	Serve Hit							
			Opp error	+	4	9-5		Spike	5 ZILYTE V	Fault
								Sub	8 SUSINSKYTE N	Out
									13 LINGYTE K	In
98	Serve	1 WEBSTER L	Serve Hit							
			Opp error	+	5	10-5		Reception	5 ZILYTE V	Fault
								Sub	7 LATAUSKAITE R	Out
									10 CVIRKIENE R	In
99	Serve	1 WEBSTER L	Serve Hit							
			Opp error	+	6	11-5		Set	2 VERBUVIENE J	Fault
100	Serve	1 WEBSTER L	Serve Hit							
	Block	11 ALDRICH A	Kill Block	+	7	12-5		Spike	10 CVIRKIENE R	Fault
101	Serve	1 WEBSTER L	Serve Hit							
	Block	13 MILLAGE N	Kill Block	+	8	13-5		Spike	5 ZILYTE V	Fault
102	Serve	1 WEBSTER L	Serve Hit							
	Spike	6 ERICKSON H	Fault		7	13-6	+			Opp error
103			Opp error	+	8	14-6		Serve	5 ZILYTE V	Serve Hit
								Spike	4 BAUMGARTE M	Fault
104	Serve	6 ERICKSON H	Serve Hit							
	Spike	5 HOLLOWAY K	Spike	+	9	15-6		Dig	5 ZILYTE V	Fault
105	Serve	6 ERICKSON H	Serve Hit							
			Opp error	+	10	16-6		Dig	13 LINGYTE K	Fault
106	Serve	6 ERICKSON H	Serve Hit							
			Opp error	+	11	17-6		Spike	10 CVIRKIENE R	Fault
107	Serve	6 ERICKSON H	Aces	+	12	18-6			T E A M	Fault
108	Serve	6 ERICKSON H	Aces	+	13	19-6			T E A M	Fault
									T I M E O U T	
								Sub	2 VERBUVIENE J	Out
									6 DMITRIJEVA V	In
109	Serve	6 ERICKSON H	Aces	+	14	20-6		Reception	5 ZILYTE V	Fault
110	Serve	6 ERICKSON H	Serve Hit							
	Dig	13 MILLAGE N	Fault		13	20-7	+	Spike	10 CVIRKIENE R	Spike
111			Opp error	+	14	21-7		Serve	10 CVIRKIENE R	Serve Hit
								Dig	5 ZILYTE V	Fault
	Sub	11 ALDRICH A	Out							
		8 LEWELLEN H	In							
112	Serve	8 LEWELLEN H	Fault		13	21-8	+			Opp error
	Sub	8 LEWELLEN H	Out							
		11 ALDRICH A	In							
113	Block	15 LANCASTER K	Kill Block	+	14	22-8		Serve	6 DMITRIJEVA V	Fault
114	Serve	13 MILLAGE N	Aces	+	15	23-8		Reception	6 DMITRIJEVA V	Fault
115	Serve	13 MILLAGE N	Serve Hit							
	Block	1 WEBSTER L	Kill Block	+	16	24-8		Spike	13 LINGYTE K	Fault



PLAY BY PLAY

比赛回合文字播报

SET 3

Rally	USA - United States of America				Lead	Score	Lead	LTU - Lithuania		
116	Serve	13	MILLAGE N	Serve Hit						
	Block	15	LANCASTER K	Fault	15	24-9		+ Spike	9	URBUTIENE J Spike
117	Spike	15	LANCASTER K	Spike +	16	25-9		Serve	4	BAUMGARTE M Serve Hit
								Block	13	LINGYTE K Fault

Legend:

+ Point scored by team **Opp** Opponent **Sub** Substitution



MATCH RESULT

比赛结果表

P2

Match Duration: 1h02m
Spectators: 1,500

USA vs LTU
3 vs 0

Team	Sets	1	2	3	Total
USA	3	25	25	25	75
LTU	0	15	18	9	42
Playing Time		18m	19m	19m	56m

First Referee: FIROUZI Ebrahim (IRI)

Second Referee: SHANISHAH Khalid Salem (LBA)

USA - UNITED STATES of AMERICA								
No	C/L	Name	1	2	3	4	5	Pts
1		WEBSTER Lora	6	6	6			6
3	C	MAYMON Brenda	3	3				3
5		HOLLOWAY Katie	4	4	4			13
6		ERICKSON Heather	1	1	1			10
7		KRISS Sugui						0
8		LEWELLEN Hope				11		0
9		McWILLIAMS Gina		3				0
10	L	MILLER Kari	L	L	L			0
11		ALDRICH Allison	2	2	2			5
13		MILLAGE Nichole			3			4
15		LANCASTER Kendra	5	5	5			10
18		GOULDIE Alexandra						0
Head Coach:		HULETT Michael (USA)						
Assistant Coach:		van de WALLE Denise (USA)						

LTU - LITHUANIA								
No	C/L	Name	1	2	3	4	5	Pts
2		VERBUVIENE Jurate	2	3	2			0
3		BUDINIENE Liudmila						0
4	C	BAUMGARTE Malda	3	4	3			5
5		ZILYTE Virginija	6	1	6			2
6		DMITRIJEVA Virginija				2		0
7		LATAUSKAITE Rita				10		0
8		SUSINSKYTE Neringa	10	2	13			2
9		URBUTIENE Jolita	4	5	4			9
10		CVIRKIENE Ruta	1	8	1			2
13		LINGYTE Karolina	5	6	5			4
Head Coach:								
Assistant Coach:		IVANAUSKAITE Asta (LTU)						

TEAM AND PLAYER PERFORMANCES

Won	Total Atts	No	Name
27	70	Total Team	
8	18	5	HOLLOWAY Katie
7	8	15	LANCASTER Kendra
6	17	6	ERICKSON Heather
15	31	Total Team	
4	9	1	WEBSTER Lora
3	5	13	MILLAGE Nichole
3	4	5	HOLLOWAY Katie
9	73	Total Team	
3	15	6	ERICKSON Heather
2	13	5	HOLLOWAY Katie
2	9	15	LANCASTER Kendra
24		Total Team	
75	174	Total Team	
13	35	5	HOLLOWAY Katie

Scoring Skills
Spike
Block
Serve
Opp Error
Total
Best Scorer

Won	Total Atts	No	Name
14	76	Total Team	
6	22	9	URBUTIENE Jolita
2	14	4	BAUMGARTE Malda
2	13	13	LINGYTE Karolina
6	23	Total Team	
3	5	9	URBUTIENE Jolita
1	5	13	LINGYTE Karolina
1	3	5	ZILYTE Virginija
4	44	Total Team	
3	14	4	BAUMGARTE Malda
1	5	13	LINGYTE Karolina
18		Total Team	
42	143	Total Team	
9	32	9	URBUTIENE Jolita

Legend:							
Atts	Attempts	C	Team Captain	L	Libero Player	L	Substitute Libero
n	Starting Line-Up where n=starting position on Court (i.e. positions 1 to 6)						
nn	Substitute where nn=jersey number of out going player			Opp	Opponent	Pts	Points scored



MATCH STATISTICS

比赛技术统计

P3

Match Duration: 1h02m
Spectators: 1,500




USA vs LTU
3 0

Team	Sets	1	2	3	Total
USA	3	25	25	25	75
LTU	0	15	18	9	42
Playing Time		18m	19m	19m	56m

First Referee: FIROUZI Ebrahim (IRI)

Second Referee: SHANISHAH Khalid Salem (LBA)

USA - UNITED STATES of AMERICA

Scoring Spikers	Rk	No	Name	Spikes	Faults	Shots	Total Attempts	Eff %	
	1	5	HOLLOWAY Katie	8	1	9	18	38.89	
	2	1	WEBSTER Lora	2	1	9	12	8.33	
	3	6	ERICKSON Heather	6	6	5	17	0.00	
	11	ALDRICH Allison	3	2	5	10			
	15	LANCASTER Kendra	7	-	1	8			
	3	MAYMON Brenda	1	1	1	3			
	13	MILLAGE Nichole	-	-	2	2			
	7	KRISS Sugui	-	-	-	-			
	8	LEWELLEN Hope	-	-	-	-			
	9	McWILLIAMS Gina	-	-	-	-			
	10	MILLER Kari	-	-	-	-			
	18	GOULDIE Alexandra	-	-	-	-			
	Limit	15.00 %							
	Team Totals				27	11	32	70	22.86
	Scoring Blockers	Rk	No	Name	Kill Blocks	Faults	Rebounds	Total Attempts	Avg by Set
		1	1	WEBSTER Lora	4	4	1	9	1.33
		2	13	MILLAGE Nichole	3	1	1	5	1.00
		2	5	HOLLOWAY Katie	3	-	1	4	1.00
4		11	ALDRICH Allison	2	-	1	3	0.67	
5		15	LANCASTER Kendra	1	2	2	5	0.33	
5		3	MAYMON Brenda	1	1	2	4	0.33	
5		6	ERICKSON Heather	1	-	-	1	0.33	
7		KRISS Sugui	-	-	-	-			
8		LEWELLEN Hope	-	-	-	-			
9		McWILLIAMS Gina	-	-	-	-			
10		MILLER Kari	-	-	-	-			
18		GOULDIE Alexandra	-	-	-	-			
Team Totals					15	8	8	31	5.00
Scoring Servers		Rk	No	Name	Aces	Faults	Serve Hits	Total Attempts	Avg by Set
		1	6	ERICKSON Heather	3	-	12	15	1.00
		2	5	HOLLOWAY Katie	2	1	10	13	0.67
		2	15	LANCASTER Kendra	2	2	5	9	0.67
		4	3	MAYMON Brenda	1	1	7	9	0.33
	4	13	MILLAGE Nichole	1	-	3	4	0.33	
	6	11	ALDRICH Allison	-	2	8	10	0.00	
	6	1	WEBSTER Lora	-	1	8	9	0.00	
	6	9	McWILLIAMS Gina	-	1	2	3	0.00	
	6	8	LEWELLEN Hope	-	1	-	1	0.00	
	7	KRISS Sugui	-	-	-	-			
	10	MILLER Kari	-	-	-	-			
	18	GOULDIE Alexandra	-	-	-	-			
	Team Totals				9	9	55	73	3.00
	Team	Opponent Errors & Team Faults			24	2			



MATCH STATISTICS

比赛技术统计

P3

Match Duration: 1h02m
Spectators: 1,500




USA vs LTU
3 vs 0

Team	Sets	1	2	3	Total
USA	3	25	25	25	75
LTU	0	15	18	9	42
Playing Time		18m	19m	19m	56m

First Referee: FIROUZI Ebrahim (IRI)

Second Referee: SHANISHAH Khalid Salem (LBA)

USA - UNITED STATES of AMERICA

Non-scoring Diggers		Rk	No	Name	Digs	Faults	Receptions	Total Attempts	Avg by Set	
	1	5	HOLLOWAY Katie	10	-	3	13	3.33		
	2	1	WEBSTER Lora	5	2	5	12	1.67		
	3	6	ERICKSON Heather	4	2	2	8	1.33		
	3	3	MAYMON Brenda	4	1	2	7	1.33		
	3	10	MILLER Kari	4	-	2	6	1.33		
	6	11	ALDRICH Allison	2	2	-	4	0.67		
	7	13	MILLAGE Nichole	1	1	-	2	0.33		
	7	15	LANCASTER Kendra	1	-	-	1	0.33		
		7	KRISS Sugui	-	-	-	-	-		
		8	LEWELLEN Hope	-	-	-	-	-		
		9	McWILLIAMS Gina	-	-	-	-	-		
		18	GOULDIE Alexandra	-	-	-	-	-		
	Team Totals				31	8	14	53	10.33	
	Non-scoring Setters		Rk	No	Name	Running Sets	Faults	Still Sets	Total Attempts	Avg by Set
		1	3	MAYMON Brenda	3	-	11	14	1.00	
		2	1	WEBSTER Lora	2	-	14	16	0.67	
		2	11	ALDRICH Allison	2	-	7	9	0.67	
		4	15	LANCASTER Kendra	1	-	5	6	0.33	
5		13	MILLAGE Nichole	-	-	5	5	0.00		
5		6	ERICKSON Heather	-	-	3	3	0.00		
5		5	HOLLOWAY Katie	-	-	1	1	0.00		
		7	KRISS Sugui	-	-	-	-	-		
		8	LEWELLEN Hope	-	-	-	-	-		
		9	McWILLIAMS Gina	-	-	-	-	-		
		10	MILLER Kari	-	-	-	-	-		
		18	GOULDIE Alexandra	-	-	-	-	-		
Team Totals				8	-	46	54	2.67		
Non-scoring Receivers		Rk	No	Name	Excellents	Faults	Serve Receptions	Total Attempts	Succ %	
			11	ALDRICH Allison	6	2	2	10		
			6	ERICKSON Heather	6	-	1	7		
			10	MILLER Kari	6	-	1	7		
			3	MAYMON Brenda	4	2	-	6		
		1	WEBSTER Lora	5	-	-	5			
		5	HOLLOWAY Katie	4	-	-	4			
		13	MILLAGE Nichole	1	-	1	2			
		7	KRISS Sugui	-	-	-	-			
		8	LEWELLEN Hope	-	-	-	-			
		9	McWILLIAMS Gina	-	-	-	-			
		15	LANCASTER Kendra	-	-	-	-			
		18	GOULDIE Alexandra	-	-	-	-			
	Team Totals				32	4	5	41	78.05	
	Limit		25.00 %							

Legend:	Avg	Eff%	Rk	Succ %
	Average	Efficiency	Rank	Success %



MATCH STATISTICS

比赛技术统计

P3

Match Duration: 1h02m
Spectators: 1,500




USA vs LTU
3 vs 0

Team	Sets	1	2	3	Total
USA	3	25	25	25	75
LTU	0	15	18	9	42
Playing Time		18m	19m	19m	56m

First Referee: FIROUZI Ebrahim (IRI)

Second Referee: SHANISHAH Khalid Salem (LBA)

LTU - LITHUANIA

Scoring Spikers	Rk	No	Name	Spikes	Faults	Shots	Total Attempts	Eff %
	1	9	URBUTIENE Jolita	6	3	13	22	13.64
	2	4	BAUMGARTE Malda	2	4	8	14	0.00
	2	13	LINGYTE Karolina	2	6	5	13	0.00
		10	CVIRKIENE Ruta	2	3	6	11	
		5	ZILYTE Virginija	1	3	3	7	
		2	VERBUVIENE Jurate	-	1	4	5	
		8	SUSINSKYTE Neringa	1	2	1	4	
		3	BUDINIENE Liudmila	-	-	-	-	
		6	DMITRIJEVA Virginija	-	-	-	-	
		7	LATAUSKAITE Rita	-	-	-	-	
Limit 15.00 %	Team Totals			14	22	40	76	0.00
Scoring Blockers	Rk	No	Name	Kill Blocks	Faults	Rebounds	Total Attempts	Avg by Set
	1	9	URBUTIENE Jolita	3	2	-	5	1.00
	2	13	LINGYTE Karolina	1	2	2	5	0.33
	2	5	ZILYTE Virginija	1	1	1	3	0.33
	2	8	SUSINSKYTE Neringa	1	1	-	2	0.33
	5	2	VERBUVIENE Jurate	-	1	3	4	0.00
	5	4	BAUMGARTE Malda	-	2	2	4	0.00
		3	BUDINIENE Liudmila	-	-	-	-	
		6	DMITRIJEVA Virginija	-	-	-	-	
		7	LATAUSKAITE Rita	-	-	-	-	
		10	CVIRKIENE Ruta	-	-	-	-	
	Team Totals			6	9	8	23	2.00
Scoring Servers	Rk	No	Name	Aces	Faults	Serve Hits	Total Attempts	Avg by Set
	1	4	BAUMGARTE Malda	3	-	11	14	1.00
	2	13	LINGYTE Karolina	1	1	3	5	0.33
	3	2	VERBUVIENE Jurate	-	-	6	6	0.00
	3	5	ZILYTE Virginija	-	-	6	6	0.00
	3	9	URBUTIENE Jolita	-	-	5	5	0.00
	3	10	CVIRKIENE Ruta	-	1	3	4	0.00
	3	8	SUSINSKYTE Neringa	-	-	3	3	0.00
	3	6	DMITRIJEVA Virginija	-	1	-	1	0.00
		3	BUDINIENE Liudmila	-	-	-	-	
		7	LATAUSKAITE Rita	-	-	-	-	
	Team Totals			4	3	37	44	1.33
Team	Opponent Errors & Team Faults			18	6			



MATCH STATISTICS

比赛技术统计

P3

Match Duration: 1h02m
Spectators: 1,500




USA vs LTU
3 vs 0

Team	Sets	1	2	3	Total
USA	3	25	25	25	75
LTU	0	15	18	9	42
Playing Time		18m	19m	19m	56m

First Referee: FIROUZI Ebrahim (IRI)

Second Referee: SHANISHAH Khalid Salem (LBA)

LTU - LITHUANIA

Non-scoring Diggers		Rk	No	Name	Digs	Faults	Receptions	Total Attempts	Avg by Set
	1	9	URBUTIENE Jolita	8	2	1	11	2.67	
	2	10	CVIRKIENE Ruta	6	2	-	8	2.00	
	3	5	ZILYTE Virginija	5	6	2	13	1.67	
	4	13	LINGYTE Karolina	4	3	2	9	1.33	
	4	2	VERBUVIENE Jurate	4	2	-	6	1.33	
	6	8	SUSINSKYTE Neringa	2	7	-	9	0.67	
	6	4	BAUMGARTE Malda	2	5	-	7	0.67	
		3	BUDINIENE Liudmila	-	-	-	-	-	
		6	DMITRIJEVA Virginija	-	-	-	-	-	
		7	LATAUSKAITE Rita	-	-	-	-	-	
Team Totals				31	27	5	63	10.33	
Non-scoring Setters		Rk	No	Name	Running Sets	Faults	Still Sets	Total Attempts	Avg by Set
	1	2	VERBUVIENE Jurate	2	1	8	11	0.67	
	1	9	URBUTIENE Jolita	2	-	7	9	0.67	
	1	5	ZILYTE Virginija	2	-	6	8	0.67	
	4	13	LINGYTE Karolina	1	-	9	10	0.33	
	5	4	BAUMGARTE Malda	-	-	12	12	0.00	
	5	10	CVIRKIENE Ruta	-	-	7	7	0.00	
	5	6	DMITRIJEVA Virginija	-	-	1	1	0.00	
	5	8	SUSINSKYTE Neringa	-	-	1	1	0.00	
		3	BUDINIENE Liudmila	-	-	-	-	-	
		7	LATAUSKAITE Rita	-	-	-	-	-	
Team Totals				7	1	51	59	2.33	
Non-scoring Receivers		Rk	No	Name	Excellents	Faults	Serve Receptions	Total Attempts	Succ %
	1	2	VERBUVIENE Jurate	12	3	4	19	63.16	
		5	ZILYTE Virginija	5	2	3	10		
		9	URBUTIENE Jolita	5	1	2	8		
		13	LINGYTE Karolina	7	-	-	7		
		8	SUSINSKYTE Neringa	6	-	-	6		
		10	CVIRKIENE Ruta	6	-	-	6		
		4	BAUMGARTE Malda	3	-	1	4		
		6	DMITRIJEVA Virginija	-	1	-	1		
		3	BUDINIENE Liudmila	-	-	-	-		
		7	LATAUSKAITE Rita	-	-	-	-		
Team Totals				44	7	10	61	72.13	
Limit									
25.00 %									

Legend:	Avg	Eff%	Rk	Succ %
	Average	Efficiency	Rank	Success %



START LIST

参赛名单

USA vs LTU

P1

First Referee: FIROUZI Ebrahim (IRI)

Second Referee: SHANISHAH Khalid Salem (LBA)

USA - UNITED STATES of AMERICA Uniform Colour: RED

No	C/L	Name	Sport Class	Date of Birth	Tournament Totals				
					Spike	Block	Serve	Total	%
1		WEBSTER Lora	D	26 AUG 1986	0	0	0	0	0.00
3	C	MAYMON Brenda	D	4 JUN 1985	0	0	0	0	0.00
5		HOLLOWAY Katie	D	8 JUN 1986	0	0	0	0	0.00
6		ERICKSON Heather	D	9 MAY 1993	0	0	0	0	0.00
7		KRISS Sugui	D	6 JUL 1987	0	0	0	0	0.00
8		LEWELLEN Hope	D	20 APR 1967	0	0	0	0	0.00
9		McWILLIAMS Gina	D	16 JUL 1965	0	0	0	0	0.00
10	L	MILLER Kari	D	16 APR 1977	0	0	0	0	0.00
11		ALDRICH Allison	D	19 JAN 1988	0	0	0	0	0.00
13		MILLAGE Nichole	D	27 MAR 1977	0	0	0	0	0.00
15		LANCASTER Kendra	D	2 JUL 1987	0	0	0	0	0.00
18		GOULDIE Alexandra	D	13 MAY 1991	0	0	0	0	0.00
Head Coach: HULETT Michael (USA)			Assistant: van de WALLE Denise (USA)						

LTU - LITHUANIA Uniform Colour: YELLOW

No	C/L	Name	Sport Class	Date of Birth	Tournament Totals				
					Spike	Block	Serve	Total	%
2		VERBUVIENE Jurate	D	25 OCT 1956	0	0	0	0	0.00
3		BUDINIENE Liudmila	D	26 JAN 1953	0	0	0	0	0.00
4	C	BAUMGARTE Malda	D	7 JAN 1965	0	0	0	0	0.00
5		ZILYTE Virginija	D	31 DEC 1971	0	0	0	0	0.00
6		DMITRIJEVA Virginija	D	21 SEP 1961	0	0	0	0	0.00
7		LATAUSKAITE Rita	D	20 JAN 1976	0	0	0	0	0.00
8		SUSINSKYTE Neringa	MD	2 OCT 1971	0	0	0	0	0.00
9		URBUTIENE Jolita	D	23 FEB 1976	0	0	0	0	0.00
10		CVIRKIENE Ruta	MD	13 JUL 1972	0	0	0	0	0.00
13		LINGYTE Karoliina	D	2 JAN 1989	0	0	0	0	0.00
Head Coach: CVIRKIENE Ruta (LTU)			Assistant: IVANAUSKAITE Asta (LTU)						

Legend:	%	Percent of total team scoring	C	Team Captain	L	Libero Player
----------------	---	-------------------------------	---	--------------	---	---------------



START LIST

参赛名单

USA vs LTU

P1

First Referee: FIROUZI Ebrahim (IRI)

Second Referee: SHANISHAH Khalid Salem (LBA)

USA - UNITED STATES of AMERICA Uniform Colour: RED

No	C/L	Name	Sport Class	Date of Birth	Tournament Totals				
					Spike	Block	Serve	Total	%
1		WEBSTER Lora	D	26 AUG 1986	0	0	0	0	0.00
3	C	MAYMON Brenda	D	4 JUN 1985	0	0	0	0	0.00
5		HOLLOWAY Katie	D	8 JUN 1986	0	0	0	0	0.00
6		ERICKSON Heather	D	9 MAY 1993	0	0	0	0	0.00
7		KRISS Sugui	D	6 JUL 1987	0	0	0	0	0.00
8		LEWELLEN Hope	D	20 APR 1967	0	0	0	0	0.00
9		McWILLIAMS Gina	D	16 JUL 1965	0	0	0	0	0.00
10	L	MILLER Kari	D	16 APR 1977	0	0	0	0	0.00
11		ALDRICH Allison	D	19 JAN 1988	0	0	0	0	0.00
13		MILLAGE Nichole	D	27 MAR 1977	0	0	0	0	0.00
15		LANCASTER Kendra	D	2 JUL 1987	0	0	0	0	0.00
18		GOULDIE Alexandra	D	13 MAY 1991	0	0	0	0	0.00
Head Coach: HULETT Michael (USA)			Assistant: van de WALLE Denise (USA)						

LTU - LITHUANIA Uniform Colour: YELLOW

No	C/L	Name	Sport Class	Date of Birth	Tournament Totals				
					Spike	Block	Serve	Total	%
2		VERBUVIENE Jurate	D	25 OCT 1956	0	0	0	0	0.00
3		BUDINIENE Liudmila	D	26 JAN 1953	0	0	0	0	0.00
4	C	BAUMGARTE Malda	D	7 JAN 1965	0	0	0	0	0.00
5		ZILYTE Virginija	D	31 DEC 1971	0	0	0	0	0.00
6		DMITRIJEVA Virginija	D	21 SEP 1961	0	0	0	0	0.00
7		LATAUSKAITE Rita	D	20 JAN 1976	0	0	0	0	0.00
8		SUSINSKYTE Neringa	MD	2 OCT 1971	0	0	0	0	0.00
9		URBUTIENE Jolita	D	23 FEB 1976	0	0	0	0	0.00
10		CVIRKIENE Ruta	MD	13 JUL 1972	0	0	0	0	0.00
13		LINGYTE Karolina	D	2 JAN 1989	0	0	0	0	0.00
Head Coach: CVIRKIENE Ruta (LTU)			Assistant: IVANAUSKAITE Asta (LTU)						

Legend:	%	Percent of total team scoring	C	Team Captain	L	Libero Player
----------------	---	-------------------------------	---	--------------	---	---------------



MATCH RESULT

比赛结果表

P2

Match Duration: 1h02m
Spectators: 1,500

USA vs LTU
3 vs 0

Team	Sets	1	2	3	Total
USA	3	25	25	25	75
LTU	0	15	18	9	42
Playing Time		18m	19m	19m	56m

First Referee: FIROUZI Ebrahim (IRI)

Second Referee: SHANISHAH Khalid Salem (LBA)

USA - UNITED STATES of AMERICA							
No	C/L	Name	1	2	3	4	5 Pts
1		WEBSTER Lora	6	6	6		6
3	C	MAYMON Brenda	3	3			3
5		HOLLOWAY Katie	4	4	4		13
6		ERICKSON Heather	1	1	1		10
7		KRISS Sugui					0
8		LEWELLEN Hope				11	0
9		McWILLIAMS Gina		3			0
10	L	MILLER Kari	L	L	L		0
11		ALDRICH Allison	2	2	2		5
13		MILLAGE Nichole			3		4
15		LANCASTER Kendra	5	5	5		10
18		GOULDIE Alexandra					0
Head Coach:			HULETT Michael (USA)				
Assistant Coach:			van de WALLE Denise (USA)				

LTU - LITHUANIA							
No	C/L	Name	1	2	3	4	5 Pts
2		VERBUVIENE Jurate	2	3	2		0
3		BUDINIENE Liudmila					0
4	C	BAUMGARTE Malda	3	4	3		5
5		ZILYTE Virginija	6	1	6		2
6		DMITRIJEVA Virginija				2	0
7		LATAUSKAITE Rita				10	0
8		SUSINSKYTE Neringa	10	2	13		2
9		URBUTIENE Jolita	4	5	4		9
10		CVIRKIENE Ruta	1	8	1		2
13		LINGYTE Karolina	5	6	5		4
Head Coach:							
Assistant Coach:			IVANAUSKAITE Asta (LTU)				

TEAM AND PLAYER PERFORMANCES

Won	Total Atts	No	Name
27	70	Total Team	
8	18	5	HOLLOWAY Katie
7	8	15	LANCASTER Kendra
6	17	6	ERICKSON Heather
15	31	Total Team	
4	9	1	WEBSTER Lora
3	5	13	MILLAGE Nichole
3	4	5	HOLLOWAY Katie
9	73	Total Team	
3	15	6	ERICKSON Heather
2	13	5	HOLLOWAY Katie
2	9	15	LANCASTER Kendra
24		Total Team	
75	174	Total Team	
13	35	5	HOLLOWAY Katie

Scoring Skills
Spike
Block
Serve
Opp Error
Total
Best Scorer

Won	Total Atts	No	Name
14	76	Total Team	
6	22	9	URBUTIENE Jolita
2	14	4	BAUMGARTE Malda
2	13	13	LINGYTE Karolina
6	23	Total Team	
3	5	9	URBUTIENE Jolita
1	5	13	LINGYTE Karolina
1	3	5	ZILYTE Virginija
4	44	Total Team	
3	14	4	BAUMGARTE Malda
1	5	13	LINGYTE Karolina
18		Total Team	
42	143	Total Team	
9	32	9	URBUTIENE Jolita

Legend:	Attempts	C	Team Captain	L	Libero Player	L	Substitute Libero
Att	Starting Line-Up where n=starting position on Court (i.e. positions 1 to 6)			Opp	Opponent	Pts	Points scored
nn	Substitute where nn=jersey number of out going player						



START LIST

参赛名单

CHN vs LAT

P1

First Referee: PLESNIK Janko (SLO)

Second Referee: MARCOUX France (CAN)

CHN - CHINA Uniform Colour: RED

No	C/L	Name	Sport Class	Date of Birth	Tournament Totals				
					Spike	Block	Serve	Total	%
1		LIU Lijuan	D	15 JUN 1984	0	0	0	0	0.00
2	C	LU Hong Qin	D	4 OCT 1980	0	0	0	0	0.00
3		TAN Yanhua	D	10 OCT 1987	0	0	0	0	0.00
4		LIANG Fen	D	1 JUN 1979	0	0	0	0	0.00
5		ZHONG Haihong	D	2 JAN 1978	0	0	0	0	0.00
6	L	ZHENG Xiong Ying	D	1 MAY 1975	0	0	0	0	0.00
7		LU Chunli	D	23 MAR 1978	0	0	0	0	0.00
8		LI Liping	D	3 JUL 1982	0	0	0	0	0.00
9		ZHANG Xu Fei	D	28 AUG 1984	0	0	0	0	0.00
10		YANG Yan Ling	D	2 NOV 1980	0	0	0	0	0.00
11		ZHANG Lijun	D	31 AUG 1985	0	0	0	0	0.00
12		SHENG Yu Hong	MD	21 MAR 1971	0	0	0	0	0.00
Head Coach: ZHANG Jun (CHN)			Assistant: MA Dongmei (CHN)						

LAT - LATVIA Uniform Colour: WHITE

No	C/L	Name	Sport Class	Date of Birth	Tournament Totals				
					Spike	Block	Serve	Total	%
2	C	BARKANE Inara	D	24 AUG 1963	0	0	0	0	0.00
3		RUSINA Nellija	D	24 AUG 1963	0	0	0	0	0.00
4		GAILITE Ivonna	D	31 MAY 1971	0	0	0	0	0.00
5		IVANOVA Diana	D	8 MAY 1989	0	0	0	0	0.00
6	L	JEGOROVA Olga	D	18 AUG 1987	0	0	0	0	0.00
7		DZALBA Una	MD	10 MAR 1987	0	0	0	0	0.00
8		SKUTANE Zanna	D	11 MAY 1977	0	0	0	0	0.00
9		GROMOVA Oksana	D	16 MAR 1968	0	0	0	0	0.00
10		JERMOLENKO Irina	MD	30 JUN 1965	0	0	0	0	0.00
11		SILA Linda	D	24 JUL 1985	0	0	0	0	0.00
12		KARLIETE Liga	D	17 JUN 1975	0	0	0	0	0.00
Head Coach: KOTANE Veta (LAT)			Assistant: KOTANS Kreptaes (LAT)						

Legend:

% Percent of total team scoring C Team Captain L Libero Player



PLAY BY PLAY

比赛回合文字播报

Match Duration: 50m
Spectators: 1,600

CHN vs LAT
3 vs 0

Team	Sets	1	2	3	Total
CHN	3	25	25	25	75
LAT	0	4	7	16	27
	Playing Time	11m	14m	19m	44m

First Referee: PLESNIK Janko (SLO)

Second Referee: MARCOUX France (CAN)

SET 1

Rally	CHN - People's Republic of China				Lead	Score	Lead	LAT - Latvia		
1	Serve	3 TAN Y	Serve Hit							
	Spike	12 SHENG YH	Spike +	1	1-0			Dig	9 GROMOVA O	Fault
2	Serve	3 TAN Y	Aces +	2	2-0			Reception	3 RUSINA N	Fault
3	Serve	3 TAN Y	Serve Hit							
	Block	12 SHENG YH	Fault	1	2-1		+			Opp error
4	Spike	12 SHENG YH	Fault		2-2		+	Serve	2 BARKANE I	Serve Hit
								+ Block	10 JERMOLENKO I	Kill Block
5	Spike	9 ZHANG XF	Spike +	1	3-2			Serve	2 BARKANE I	Serve Hit
								Dig	9 GROMOVA O	Fault
6	Serve	2 LU HQ	Aces +	2	4-2			Reception	3 RUSINA N	Fault
7	Serve	2 LU HQ	Serve Hit							
	Spike	12 SHENG YH	Spike +	3	5-2			Block	8 SKUTANE Z	Fault
8	Serve	2 LU HQ	Serve Hit							
	Spike	8 LI L	Spike +	4	6-2			Spike	8 SKUTANE Z	Fault
9	Serve	2 LU HQ	Serve Hit							
			Opp error +	5	7-2			Set	9 GROMOVA O	Fault
10	Serve	2 LU HQ	Aces +	6	8-2			Reception	9 GROMOVA O	Fault
11	Serve	2 LU HQ	Aces +	7	9-2			Reception	11 SILA L	Fault
12	Serve	2 LU HQ	Serve Hit							
	Block	8 LI L	Fault	6	9-3		+	Block	8 SKUTANE Z	Kill Block
13	Spike	12 SHENG YH	Spike +	7	10-3			Serve	8 SKUTANE Z	Serve Hit
								Dig	3 RUSINA N	Fault
								TIMEOUT		
14	Serve	9 ZHANG XF	Serve Hit							
	Spike	12 SHENG YH	Spike +	8	11-3			Dig	10 JERMOLENKO I	Fault
15	Serve	9 ZHANG XF	Aces +	9	12-3			Block	9 GROMOVA O	Fault
16	Serve	9 ZHANG XF	Serve Hit							
			Opp error +	10	13-3			Set	9 GROMOVA O	Fault
17	Serve	9 ZHANG XF	Serve Hit							
	Spike	11 ZHANG L	Spike +	11	14-3			Dig	6 JEGOROVA O	Fault
18	Serve	9 ZHANG XF	Serve Hit							
	Spike	12 SHENG YH	Spike +	12	15-3			Block	3 RUSINA N	Fault
19	Serve	9 ZHANG XF	Aces +	13	16-3			Reception	2 BARKANE I	Fault
20	Serve	9 ZHANG XF	Serve Hit							
			Opp error +	14	17-3			Block	9 GROMOVA O	Fault
21	Serve	9 ZHANG XF	Aces +	15	18-3			Reception	11 SILA L	Fault
22	Serve	9 ZHANG XF	Aces +	16	19-3			Reception	11 SILA L	Fault
23	Serve	9 ZHANG XF	Aces +	17	20-3			Reception	10 JERMOLENKO I	Fault
24	Serve	9 ZHANG XF	Aces +	18	21-3			Reception	8 SKUTANE Z	Fault



PLAY BY PLAY

比赛回合文字播报

SET 1

Rally	CHN - People's Republic of China				Lead	Score	Lead	LAT - Latvia		
								TIMEOUT		
25	Serve	9 ZHANG XF	Serve Hit							
	Block	12 SHENG YH	Kill Block	+	19	22-3		Spike	3 RUSINA N	Fault
26	Serve	9 ZHANG XF	Aces	+	20	23-3		Reception	10 JERMOLENKO I	Fault
27	Serve	9 ZHANG XF	Serve Hit							
	Spike	11 ZHANG L	Fault		19	23-4		+		Opp error
28	Spike	12 SHENG YH	Spike	+	20	24-4		Serve	10 JERMOLENKO I	Serve Hit
								Dig	2 BARKANE I	Fault
29	Serve	12 SHENG YH	Aces	+	21	25-4		Reception	8 SKUTANE Z	Fault

SET 2

Rally	CHN - People's Republic of China				Lead	Score	Lead	LAT - Latvia		
30	Spike	9 ZHANG XF	Spike	+	1	1-0		Serve	12 KARLIETE L	Serve Hit
								Dig	9 GROMOVA O	Fault
31	Serve	9 ZHANG XF	Serve Hit							
	Block	8 LI L	Kill Block	+	2	2-0		Dig	3 RUSINA N	Fault
32	Serve	9 ZHANG XF	Aces	+	3	3-0		Reception	7 DZALBA U	Fault
33	Serve	9 ZHANG XF	Serve Hit							
	Dig	9 ZHANG XF	Fault		2	3-1		+		Opp error
34	Spike	12 SHENG YH	Spike	+	3	4-1		Serve	2 BARKANE I	Serve Hit
								Dig	2 BARKANE I	Fault
35	Serve	12 SHENG YH	Serve Hit							
			Opp error	+	4	5-1		Set	9 GROMOVA O	Fault
36	Serve	12 SHENG YH	Aces	+	5	6-1		Reception	3 RUSINA N	Fault
37	Serve	12 SHENG YH	Serve Hit							
	Spike	11 ZHANG L	Fault		4	6-2		+		Opp error
38	Spike	3 TAN Y	Spike	+	5	7-2		Serve	8 SKUTANE Z	Serve Hit
								Block	9 GROMOVA O	Fault
39	Serve	8 LI L	Aces	+	6	8-2		Reception	12 KARLIETE L	Fault
40	Serve	8 LI L	Serve Hit							
	Spike	3 TAN Y	Spike	+	7	9-2		Dig	12 KARLIETE L	Fault
41	Serve	8 LI L	Serve Hit							
			Opp error	+	8	10-2		Spike	7 DZALBA U	Fault
42	Serve	8 LI L	Serve Hit							
			Opp error	+	9	11-2		Spike	3 RUSINA N	Fault
43	Serve	8 LI L	Serve Hit							
			Opp error	+	10	12-2		Spike	7 DZALBA U	Fault
44	Serve	8 LI L	Serve Hit							
	Spike	3 TAN Y	Spike	+	11	13-2		Dig	6 JEGOROVA O	Fault
45	Serve	8 LI L	Serve Hit							
	Block	3 TAN Y	Kill Block	+	12	14-2		Dig	2 BARKANE I	Fault
46	Serve	8 LI L	Serve Hit							
			Opp error	+	13	15-2		Spike	3 RUSINA N	Fault
47	Serve	8 LI L	Serve Hit							
	Block	11 ZHANG L	Kill Block	+	14	16-2		Dig	6 JEGOROVA O	Fault
48	Serve	8 LI L	Serve Hit							
			Opp error	+	15	17-2		Spike	7 DZALBA U	Fault
49	Serve	8 LI L	Fault		14	17-3		+		Opp error



PLAY BY PLAY

比赛回合文字播报

SET 2

Rally	CHN - People's Republic of China				Lead	Score	Lead	LAT - Latvia		
								Serve	7 DZALBA U	Serve Hit
50	Spike	11 ZHANG L	Spike	+	15	18-3		Dig	2 BARKANE I	Fault
	Serve	11 ZHANG L	Serve Hit							
51	Spike	12 SHENG YH	Spike	+	16	19-3		Dig	8 SKUTANE Z	Fault
								Sub	7 DZALBA U	Out
									11 SILA L	In
								Sub	9 GROMOVA O	Out
									10 JERMOLENKO I	In
	Serve	11 ZHANG L	Serve Hit							
52	Spike	3 TAN Y	Spike	+	17	20-3		Dig	11 SILA L	Fault
53	Serve	11 ZHANG L	Aces	+	18	21-3		Reception	10 JERMOLENKO I	Fault
54	Serve	11 ZHANG L	Fault		17	21-4	+			Opp error
55	Reception	8 LI L	Fault		16	21-5	+	Serve	10 JERMOLENKO I	Aces
								Serve	10 JERMOLENKO I	Serve Hit
56	Spike	12 SHENG YH	Spike	+	17	22-5		Block	12 KARLIETE L	Fault
	Serve	3 TAN Y	Serve Hit							
57	Dig	11 ZHANG L	Fault		16	22-6	+	Spike	12 KARLIETE L	Spike
58	Dig	3 TAN Y	Fault		15	22-7	+	Serve	3 RUSINA N	Aces
								Serve	3 RUSINA N	Serve Hit
59	Spike	3 TAN Y	Spike	+	16	23-7		Dig	11 SILA L	Fault
60	Serve	2 LU HQ	Aces	+	17	24-7		Reception	11 SILA L	Fault
	Serve	2 LU HQ	Serve Hit							
61	Spike	9 ZHANG XF	Spike	+	18	25-7		Dig	12 KARLIETE L	Fault

SET 3

Rally	CHN - People's Republic of China				Lead	Score	Lead	LAT - Latvia			
62	Serve	12 SHENG YH	Aces	+	1	1-0		Reception	3 RUSINA N	Fault	
63	Serve	12 SHENG YH	Aces	+	2	2-0		Reception	2 BARKANE I	Fault	
64	Serve	12 SHENG YH	Fault		1	2-1	+			Opp error	
								Serve	2 BARKANE I	Serve Hit	
65	Spike	3 TAN Y	Fault			2-2	+	Block	10 JERMOLENKO I	Kill Block	
								Serve	2 BARKANE I	Serve Hit	
66	Spike	3 TAN Y	Fault			2-3	1	+	Block	8 SKUTANE Z	Kill Block
								Serve	2 BARKANE I	Serve Hit	
67	Block	3 TAN Y	Fault			2-4	2	+	Spike	8 SKUTANE Z	Spike
								Serve	2 BARKANE I	Serve Hit	
68	Spike	12 SHENG YH	Fault			2-5	3	+		Opp error	
								Serve	2 BARKANE I	Serve Hit	
69	Spike	3 TAN Y	Fault			2-6	4	+		Opp error	
								Serve	2 BARKANE I	Serve Hit	
70			Opp error	+		3-6	3		Block	10 JERMOLENKO I	Fault
	Serve	10 YANG YL	Serve Hit								
71			Opp error	+		4-6	2		Spike	2 BARKANE I	Fault
72	Serve	10 YANG YL	Aces	+		5-6	1		Reception	3 RUSINA N	Fault
	Serve	10 YANG YL	Serve Hit								
73	Spike	3 TAN Y	Fault			5-7	2	+		Opp error	
								Serve	8 SKUTANE Z	Serve Hit	
74	Spike	12 SHENG YH	Spike	+		6-7	1		Dig	11 SILA L	Fault



PLAY BY PLAY

比赛回合文字播报

SET 3

Rally	CHN - People's Republic of China			Lead	Score	Lead	LAT - Latvia		
	Serve	11 ZHANG L	Serve Hit						
75	Spike	9 ZHANG XF	Spike +		7-7		Dig	3 RUSINA N	Fault
76	Serve	11 ZHANG L	Fault		7-8	1	+		Opp error
77	Block	9 ZHANG XF	Kill Block +		8-8		Serve	10 JERMOLENKO I	Serve Hit
							Dig	6 JEGOROVA O	Fault
							Sub	10 JERMOLENKO I	Out
							Sub	12 KARLIETE L	In
							Sub	9 GROMOVA O	Out
								7 DZALBA U	In
78	Serve	3 TAN Y	Serve Hit						
			Opp error +	1	9-8		Spike	8 SKUTANE Z	Fault
79	Serve	3 TAN Y	Serve Hit						
	Block	9 ZHANG XF	Kill Block +	2	10-8			T E A M	Fault
80	Serve	3 TAN Y	Serve Hit						
	Block	12 SHENG YH	Fault	1	10-9		+		Opp error
81	Block	12 SHENG YH	Kill Block +	2	11-9		Serve	7 DZALBA U	Serve Hit
							Dig	3 RUSINA N	Fault
82	Serve	2 LU HQ	Serve Hit						
	Block	12 SHENG YH	Kill Block +	3	12-9		Reception	6 JEGOROVA O	Fault
83	Serve	2 LU HQ	Serve Hit						
	Spike	12 SHENG YH	Spike +	4	13-9		Block	3 RUSINA N	Fault
84	Serve	2 LU HQ	Serve Hit						
			Opp error +	5	14-9		Reception	7 DZALBA U	Fault
85	Serve	2 LU HQ	Aces +	6	15-9		Reception	6 JEGOROVA O	Fault
86	Serve	2 LU HQ	Serve Hit						
	Block	12 SHENG YH	Fault	5	15-10		+		Opp error
87	Block	10 YANG YL	Kill Block +	6	16-10		Serve	3 RUSINA N	Serve Hit
							Spike	2 BARKANE I	Fault
88	Serve	9 ZHANG XF	Serve Hit						
	Spike	11 ZHANG L	Spike +	7	17-10		Dig	3 RUSINA N	Fault
89	Serve	9 ZHANG XF	Aces +	8	18-10		Reception	7 DZALBA U	Fault
90	Serve	9 ZHANG XF	Serve Hit						
	Spike	12 SHENG YH	Spike +	9	19-10		Dig	6 JEGOROVA O	Fault
91	Serve	9 ZHANG XF	Serve Hit						
	Block	12 SHENG YH	Fault	8	19-11		+	Spike	8 SKUTANE Z
									Spike
92			Opp error +	9	20-11		Serve	11 SILA L	Serve Hit
							Spike	8 SKUTANE Z	Fault
93	Serve	12 SHENG YH	Fault	8	20-12		+		Opp error
94	Spike	12 SHENG YH	Fault	7	20-13		Serve	2 BARKANE I	Serve Hit
							+		Opp error
95	Spike	3 TAN Y	Fault	6	20-14		Serve	2 BARKANE I	Serve Hit
							+		Opp error
96	Spike	3 TAN Y	Spike +	7	21-14		Serve	2 BARKANE I	Serve Hit
							Block	12 KARLIETE L	Fault
97	Serve	10 YANG YL	Serve Hit						
			Opp error +	8	22-14		Reception	3 RUSINA N	Fault



PLAY BY PLAY

比赛回合文字播报

SET 3

Rally	CHN - People's Republic of China				Lead	Score	Lead	LAT - Latvia		
	Serve	10	YANG YL	Serve Hit						
98	Spike	11	ZHANG L	Spike +	9	23-14		Dig	3	RUSINA N Fault
	Serve	10	YANG YL	Serve Hit						
99	Dig	10	YANG YL	Fault	8	23-15		+ Spike	8	SKUTANE Z Spike
								Serve	8	SKUTANE Z Serve Hit
100	Block	2	LU HQ	Fault	7	23-16		+ Spike	3	RUSINA N Spike
								Serve	8	SKUTANE Z Serve Hit
101	Spike	3	TAN Y	Spike +	8	24-16		Dig	3	RUSINA N Fault
102	Serve	11	ZHANG L	Aces +	9	25-16		Reception	2	BARKANE I Fault

Legend:

+ Point scored by team **Opp** Opponent **Sub** Substitution



MATCH RESULT

比赛结果表

P2

Match Duration: 50m
Spectators: 1,600

CHN vs LAT
3 vs 0

Team	Sets	1	2	3	Total
CHN	3	25	25	25	75
LAT	0	4	7	16	27
Playing Time		11m	14m	19m	44m

First Referee: PLESNIK Janko (SLO)

Second Referee: MARCOUX France (CAN)

CHN - CHINA								
No	C/L	Name	1	2	3	4	5	Pts
1		LIU Lijuan						0
2	C	LU Hong Qin	2	1	5			5
3		TAN Yanhua	1	6	4			9
4		LIANG Fen						0
5		ZHONG Haihong						0
6	L	ZHENG Xiong Ying		L	L	L		0
7		LU Chunli						0
8		LI Liping	5	4				3
9		ZHANG Xu Fei	3	2	6			15
10		YANG Yan Ling				2		2
11		ZHANG Lijun	6	5	3			7
12		SHENG Yu Hong	4	3	1			19
Head Coach:		ZHANG Jun (CHN)						
Assistant Coach:		MA Dongmei (CHN)						

LAT - LATVIA								
No	C/L	Name	1	2	3	4	5	Pts
2	C	BARKANE Inara	2	2	2			0
3		RUSINA Nellija	6	6	6			2
4		GAILITE Ivonna						0
5		IVANOVA Diana						0
6	L	JEGOROVA Olga		L	L	L		0
7		DZALBA Una			4	9		0
8		SKUTANE Zanna	3	3	3			5
9		GROMOVA Oksana	5	5	5			0
10		JERMOLENKO Irina	4	9	4			3
11		SILA Linda	1	7	1			0
12		KARLIETE Liga			1	10		1
Head Coach:		KOTANE Veta (LAT)						
Assistant Coach:		KOTANS Kreptaes (LAT)						

TEAM AND PLAYER PERFORMANCES

Won	Total Atts	No	Name
28	63	Total Team	
12	21	12	SHENG Yu Hong
7	16	3	TAN Yanhua
4	12	11	ZHANG Lijun
9	23	Total Team	
3	7	12	SHENG Yu Hong
2	4	9	ZHANG Xu Fei
1	4	11	ZHANG Lijun
23	74	Total Team	
9	21	9	ZHANG Xu Fei
5	14	2	LU Hong Qin
4	8	12	SHENG Yu Hong
15		Total Team	
75	160	Total Team	
19	36	12	SHENG Yu Hong

Scoring Skills
Spike
Block
Serve
Opp Error
Total
Best Scorer

Won	Total Atts	No	Name
5	40	Total Team	
3	13	8	SKUTANE Zanna
1	6	3	RUSINA Nellija
1	3	12	KARLIETE Liga
4	23	Total Team	
2	6	10	JERMOLENKO Irina
2	4	8	SKUTANE Zanna
2	28	Total Team	
1	4	10	JERMOLENKO Irina
1	3	3	RUSINA Nellija
16		Total Team	
27	91	Total Team	
5	22	8	SKUTANE Zanna

Legend:			
Atts	Attempts	C	Team Captain
n	Starting Line-Up where n=starting position on Court (i.e. positions 1 to 6)	L	Libero Player
nn	Substitute where nn=jersey number of out going player	Opp	Opponent
		L	Substitute Libero
		Pts	Points scored



MATCH STATISTICS

比赛技术统计

P3

Match Duration: 50m
Spectators: 1,600




CHN vs LAT
3 vs 0

Team	Sets	1	2	3	Total
CHN	3	25	25	25	75
LAT	0	4	7	16	27
Playing Time		11m	14m	19m	44m

First Referee: PLESNIK Janko (SLO)

Second Referee: MARCOUX France (CAN)

CHN - CHINA

Scoring Spikers	Rk	No	Name	Spikes	Faults	Shots	Total Attempts	Eff %	
	1	12	SHENG Yu Hong	12	3	6	21	42.86	
	2	11	ZHANG Lijun	4	2	6	12	16.67	
	3	3	TAN Yanhua	7	5	4	16	12.50	
		9	ZHANG Xu Fei	4	-	4	8		
		8	LI Liping	1	-	2	3		
		2	LU Hong Qin	-	-	2	2		
		10	YANG Yan Ling	-	-	1	1		
		1	LIU Lijuan	-	-	-	-		
		4	LIANG Fen	-	-	-	-		
		5	ZHONG Haihong	-	-	-	-		
		6	ZHENG Xiong Ying	-	-	-	-		
		7	LU Chunli	-	-	-	-		
	Limit	15.00 %							
	Team Totals				28	10	25	63	28.57
Scoring Blockers	Rk	No	Name	Kill Blocks	Faults	Rebounds	Total Attempts	Avg by Set	
	1	12	SHENG Yu Hong	3	4	-	7	1.00	
	2	9	ZHANG Xu Fei	2	-	2	4	0.67	
	3	11	ZHANG Lijun	1	-	3	4	0.33	
	3	3	TAN Yanhua	1	1	1	3	0.33	
	3	10	YANG Yan Ling	1	-	1	2	0.33	
	3	8	LI Liping	1	1	-	2	0.33	
	7	2	LU Hong Qin	-	1	-	1	0.00	
		1	LIU Lijuan	-	-	-	-		
		4	LIANG Fen	-	-	-	-		
		5	ZHONG Haihong	-	-	-	-		
		6	ZHENG Xiong Ying	-	-	-	-		
		7	LU Chunli	-	-	-	-		
	Team Totals				9	7	7	23	3.00
	Scoring Servers	Rk	No	Name	Aces	Faults	Serve Hits	Total Attempts	Avg by Set
	1	9	ZHANG Xu Fei	9	-	12	21	3.00	
	2	2	LU Hong Qin	5	-	9	14	1.67	
	3	12	SHENG Yu Hong	4	2	2	8	1.33	
	4	11	ZHANG Lijun	2	2	3	7	0.67	
	5	8	LI Liping	1	1	9	11	0.33	
	5	3	TAN Yanhua	1	-	6	7	0.33	
	5	10	YANG Yan Ling	1	-	5	6	0.33	
		1	LIU Lijuan	-	-	-	-		
		4	LIANG Fen	-	-	-	-		
		5	ZHONG Haihong	-	-	-	-		
		6	ZHENG Xiong Ying	-	-	-	-		
		7	LU Chunli	-	-	-	-		
	Team Totals				23	5	46	74	7.67
	Team	Opponent Errors & Team Faults			15				



MATCH STATISTICS

比赛技术统计

P3

Match Duration: 50m
Spectators: 1,600




CHN vs LAT
3 vs 0

Team	Sets	1	2	3	Total
CHN	3	25	25	25	75
LAT	0	4	7	16	27
Playing Time		11m	14m	19m	44m

First Referee: PLESNIK Janko (SLO)

Second Referee: MARCOUX France (CAN)

CHN - CHINA

Non-scoring Diggers		Rk	No	Name	Digs	Faults	Receptions	Total Attempts	Avg by Set
	1	3	TAN Yanhua	10	1	1	12	3.33	
	2	2	LU Hong Qin	8	-	1	9	2.67	
	3	12	SHENG Yu Hong	7	-	1	8	2.33	
	4	11	ZHANG Lijun	5	1	4	10	1.67	
	5	8	LI Liping	4	-	-	4	1.33	
	6	9	ZHANG Xu Fei	2	1	-	3	0.67	
	7	10	YANG Yan Ling	1	1	-	2	0.33	
	1	LIU Lijuan	-	-	-	-	-		
	4	LIANG Fen	-	-	-	-	-		
	5	ZHONG Haihong	-	-	-	-	-		
	6	ZHENG Xiong Ying	-	-	-	-	-		
	7	LU Chunli	-	-	-	-	-		
Team Totals				37	4	7	48	12.33	
Non-scoring Setters		Rk	No	Name	Running Sets	Faults	Still Sets	Total Attempts	Avg by Set
	1	2	LU Hong Qin	5	-	18	23	1.67	
	2	8	LI Liping	1	-	5	6	0.33	
	3	10	YANG Yan Ling	-	-	10	10	0.00	
	3	3	TAN Yanhua	-	-	6	6	0.00	
	3	12	SHENG Yu Hong	-	-	4	4	0.00	
	3	9	ZHANG Xu Fei	-	-	3	3	0.00	
	3	11	ZHANG Lijun	-	-	2	2	0.00	
	1	LIU Lijuan	-	-	-	-	-		
	4	LIANG Fen	-	-	-	-	-		
	5	ZHONG Haihong	-	-	-	-	-		
	6	ZHENG Xiong Ying	-	-	-	-	-		
	7	LU Chunli	-	-	-	-	-		
Team Totals				6	-	48	54	2.00	
Non-scoring Receivers		Rk	No	Name	Excellents	Faults	Serve Receptions	Total Attempts	Succ %
	1	9	ZHANG Xu Fei	8	-	-	8	100.00	
		8	LI Liping	4	1	-	5		
		2	LU Hong Qin	4	-	-	4		
		11	ZHANG Lijun	3	-	-	3		
		3	TAN Yanhua	2	-	-	2		
		10	YANG Yan Ling	2	-	-	2		
		12	SHENG Yu Hong	1	-	-	1		
	1	LIU Lijuan	-	-	-	-			
	4	LIANG Fen	-	-	-	-			
	5	ZHONG Haihong	-	-	-	-			
	6	ZHENG Xiong Ying	-	-	-	-			
	7	LU Chunli	-	-	-	-			
Team Totals				24	1	-	25	96.00	
Limit		25.00 %							

Legend:	Avg	Eff%	Rk	Succ %
	Average	Efficiency	Rank	Success %



MATCH STATISTICS

比赛技术统计

P3

Match Duration: 50m
Spectators: 1,600




CHN vs LAT
3 vs 0

Team	Sets	1	2	3	Total
CHN	3	25	25	25	75
LAT	0	4	7	16	27
Playing Time		11m	14m	19m	44m

First Referee: PLESNIK Janko (SLO)

Second Referee: MARCOUX France (CAN)

LAT - LATVIA

Scoring Spikers	Rk	No	Name	Spikes	Faults	Shots	Total Attempts	Eff %
	1	8	SKUTANE Zanna	3	3	7	13	0.00
	1	7	DZALBA Una	-	3	4	7	0.00
	1	3	RUSINA Nellija	1	3	2	6	0.00
		10	JERMOLENKO Irina	-	-	4	4	
		2	BARKANE Inara	-	2	2	4	
		12	KARLIETE Liga	1	-	2	3	
		9	GROMOVA Oksana	-	-	2	2	
		11	SILA Linda	-	-	1	1	
		4	GAILITE Ivonna	-	-	-	-	
		5	IVANOVA Diana	-	-	-	-	
	6	JEGOROVA Olga	-	-	-	-		
	11	SILA Linda	-	-	-	-		
Limit								
15.00 %	Team Totals			5	11	24	40	0.00
Scoring Blockers	Rk	No	Name	Kill Blocks	Faults	Rebounds	Total Attempts	Avg by Set
	1	10	JERMOLENKO Irina	2	1	3	6	0.67
	1	8	SKUTANE Zanna	2	1	1	4	0.67
	3	9	GROMOVA Oksana	-	3	2	5	0.00
	3	12	KARLIETE Liga	-	2	2	4	0.00
	3	3	RUSINA Nellija	-	2	1	3	0.00
	3	2	BARKANE Inara	-	-	1	1	0.00
		4	GAILITE Ivonna	-	-	-	-	
		5	IVANOVA Diana	-	-	-	-	
		6	JEGOROVA Olga	-	-	-	-	
		7	DZALBA Una	-	-	-	-	
		11	SILA Linda	-	-	-	-	
	Team Totals			4	9	10	23	1.33
Scoring Servers	Rk	No	Name	Aces	Faults	Serve Hits	Total Attempts	Avg by Set
	1	10	JERMOLENKO Irina	1	-	3	4	0.33
	1	3	RUSINA Nellija	1	-	2	3	0.33
	3	2	BARKANE Inara	-	-	12	12	0.00
	3	8	SKUTANE Zanna	-	-	5	5	0.00
	3	7	DZALBA Una	-	-	2	2	0.00
	3	11	SILA Linda	-	-	1	1	0.00
	3	12	KARLIETE Liga	-	-	1	1	0.00
		4	GAILITE Ivonna	-	-	-	-	
		5	IVANOVA Diana	-	-	-	-	
		6	JEGOROVA Olga	-	-	-	-	
	9	GROMOVA Oksana	-	-	-	-		
	Team Totals			2	-	26	28	0.67
Team	Opponent Errors & Team Faults			16	1			



MATCH STATISTICS

比赛技术统计

P3

Match Duration: 50m
Spectators: 1,600




CHN vs LAT
3 vs 0

Team	Sets	1	2	3	Total
CHN	3	25	25	25	75
LAT	0	4	7	16	27
Playing Time		11m	14m	19m	44m

First Referee: PLESNIK Janko (SLO)

Second Referee: MARCOUX France (CAN)

LAT - LATVIA

Non-scoring Diggers	Rk	No	Name	Digs	Faults	Receptions	Total Attempts	Avg by Set
	1	11	SILA Linda	4	3	2	9	1.33
	2	12	KARLIETE Liga	3	2	2	7	1.00
	3	3	RUSINA Nellija	2	7	2	11	0.67
	3	2	BARKANE Inara	2	4	1	7	0.67
	3	6	JEGOROVA Olga	2	5	-	7	0.67
	3	7	DZALBA Una	2	-	2	4	0.67
	7	9	GROMOVA Oksana	1	3	3	7	0.33
	7	10	JERMOLENKO Irina	1	1	1	3	0.33
	9	8	SKUTANE Zanna	-	1	3	4	0.00
		4	GAILITE Ivonna	-	-	-	-	-
	5	IVANOVA Diana	-	-	-	-	-	
Team Totals				17	26	16	59	5.67
Non-scoring Setters	Rk	No	Name	Running Sets	Faults	Still Sets	Total Attempts	Avg by Set
	1	2	BARKANE Inara	-	-	8	8	0.00
	1	9	GROMOVA Oksana	-	3	5	8	0.00
	1	3	RUSINA Nellija	-	-	3	3	0.00
	1	10	JERMOLENKO Irina	-	-	2	2	0.00
	1	11	SILA Linda	-	-	2	2	0.00
	1	6	JEGOROVA Olga	-	-	1	1	0.00
	1	7	DZALBA Una	-	-	1	1	0.00
	1	8	SKUTANE Zanna	-	-	1	1	0.00
		4	GAILITE Ivonna	-	-	-	-	
		5	IVANOVA Diana	-	-	-	-	
	12	KARLIETE Liga	-	-	-	-		
Team Totals				-	3	23	26	0.00
Non-scoring Receivers	Rk	No	Name	Excellents	Faults	Serve Receptions	Total Attempts	Succ %
		2	BARKANE Inara	9	3	2	14	
		7	DZALBA Una	7	3	1	11	
		3	RUSINA Nellija	4	6	1	11	
		11	SILA Linda	2	4	2	8	
		6	JEGOROVA Olga	4	2	1	7	
		10	JERMOLENKO Irina	3	3	-	6	
		8	SKUTANE Zanna	1	2	2	5	
		9	GROMOVA Oksana	1	1	1	3	
		12	KARLIETE Liga	1	1	-	2	
		4	GAILITE Ivonna	-	-	-	-	
	5	IVANOVA Diana	-	-	-	-		
Limit								
25.00 %				32	25	10	67	47.76

Legend:	Avg	Eff%	Rk	Succ %
	Average	Efficiency	Rank	Success %



START LIST

参赛名单

CHN vs LTU

P1

First Referee: KARADI Gabor (HUN)

Second Referee: PROBST Anton (GER)

CHN - CHINA Uniform Colour: WHITE

No	C/L	Name	Sport Class	Date of Birth	Tournament Totals				
					Spike	Block	Serve	Total	%
1		LIU Lijuan	D	15 JUN 1984	0	0	0	0	0.00
2	C	LU Hong Qin	D	4 OCT 1980	0	0	5	5	8.33
3		TAN Yanhua	D	10 OCT 1987	7	1	1	9	15.00
4		LIANG Fen	D	1 JUN 1979	0	0	0	0	0.00
5		ZHONG Haihong	D	2 JAN 1978	0	0	0	0	0.00
6	L	ZHENG Xiong Ying	D	1 MAY 1975	0	0	0	0	0.00
7		LU Chunli	D	23 MAR 1978	0	0	0	0	0.00
8		LI Liping	D	3 JUL 1982	1	1	1	3	5.00
9		ZHANG Xu Fei	D	28 AUG 1984	4	2	9	15	25.00
10		YANG Yan Ling	D	2 NOV 1980	0	1	1	2	3.33
11		ZHANG Lijun	D	31 AUG 1985	4	1	2	7	11.67
12		SHENG Yu Hong	MD	21 MAR 1971	12	3	4	19	31.67

Head Coach: ZHANG Jun (CHN) Assistant: MA Dongmei (CHN)

Results in these
Olympic Games

Phase	Opponent	Sets	Points per Set
Preliminary-Pool B	LAT	3 - 0	25-4, 25-7, 25-16

LTU - LITHUANIA Uniform Colour: GREEN

No	C/L	Name	Sport Class	Date of Birth	Tournament Totals				
					Spike	Block	Serve	Total	%
2		VERBUVIENE Jurate	D	25 OCT 1956	0	0	0	0	0.00
3		BUDINIENE Liudmila	D	26 JAN 1953	0	0	0	0	0.00
4	C	BAUMGARTE Malda	D	7 JAN 1965	2	0	3	5	20.83
5		ZILYTE Virginija	D	31 DEC 1971	1	1	0	2	8.33
6		DMITRIJEVA Virginija	D	21 SEP 1961	0	0	0	0	0.00
7		LATAUSKAITE Rita	D	20 JAN 1976	0	0	0	0	0.00
8		SUSINSKYTE Neringa	MD	2 OCT 1971	1	1	0	2	8.33
9		URBUTIENE Jolita	D	23 FEB 1976	6	3	0	9	37.50
10		CVIRKIENE Ruta	MD	13 JUL 1972	2	0	0	2	8.33

Head Coach: CVIRKIENE Ruta (LTU) Assistant: IVANAUSKAITE Asta (LTU)

Results in these
Olympic Games

Phase	Opponent	Sets	Points per Set
Preliminary-Pool B	USA	0 - 3	15-25, 18-25, 9-25

Legend:

% Percent of total team scoring C Team Captain L Libero Player



PLAY BY PLAY

比赛回合文字播报

Match Duration: 56m
Spectators: 1,200

CHN vs LTU
3 vs 0

Team	Sets	1	2	3	Total
CHN	3	25	25	25	75
LTU	0	18	17	14	49
	Playing Time	16m	18m	16m	50m

First Referee: KARADI Gabor (HUN)

Second Referee: PROBST Anton (GER)

SET 1

Rally	CHN - People's Republic of China			Lead	Score	Lead	LTU - Lithuania		
1	Serve	3 TAN Y	Serve Hit						
	Spike	12 SHENG YH	Spike +	1	1-0		Block	10 CVIRKIENE R	Fault
2	Serve	3 TAN Y	Serve Hit						
			Opp error +	2	2-0		Block	2 VERBUVIENE J	Fault
3	Serve	3 TAN Y	Serve Hit						
	Spike	12 SHENG YH	Spike +	3	3-0		Block	10 CVIRKIENE R	Fault
4	Serve	3 TAN Y	Aces +	4	4-0		Reception	9 URBU TIENE J	Fault
5	Serve	3 TAN Y	Serve Hit						
			Opp error +	5	5-0		Dig	3 BUDINIENE L	Fault
6	Serve	3 TAN Y	Serve Hit						
	Dig	8 LI L	Fault	4	5-1	+ Spike	10 CVIRKIENE R	Spike	
7	Spike	8 LI L	Fault	3	5-2	+ Serve	10 CVIRKIENE R	Serve Hit	
						+ Opp error			
8	Block	9 ZHANG XF	Fault	2	5-3	+ Serve	10 CVIRKIENE R	Aces	
9	Reception	11 ZHANG L	Fault	1	5-4	+ Serve	10 CVIRKIENE R	Aces	
10	Block	2 LU HQ	Fault		5-5	+ Serve	10 CVIRKIENE R	Aces	
11	Dig	11 ZHANG L	Fault		5-6	1 + Spike	10 CVIRKIENE R	Serve Hit	
						+ Spike	9 URBU TIENE J	Spike	
12			Opp error +		6-6	+ Serve	10 CVIRKIENE R	Serve Hit	
						+ Dig	9 URBU TIENE J	Fault	
13	Serve	2 LU HQ	Serve Hit						
	Spike	12 SHENG YH	Spike +	1	7-6	+ Dig	10 CVIRKIENE R	Fault	
14	Serve	2 LU HQ	Serve Hit						
			Opp error +	2	8-6	+ Spike	9 URBU TIENE J	Fault	
15	Serve	2 LU HQ	Serve Hit						
			Opp error +	3	9-6	+ Reception	5 ZILYTE V	Fault	
16	Serve	2 LU HQ	Serve Hit						
	Dig	3 TAN Y	Fault	2	9-7	+ Spike	9 URBU TIENE J	Spike	
17	Spike	12 SHENG YH	Spike +	3	10-7	+ Serve	2 VERBUVIENE J	Serve Hit	
						+ Block	9 URBU TIENE J	Fault	
18	Serve	9 ZHANG XF	Fault	2	10-8	+ Opp error			
19	Spike	11 ZHANG L	Spike +	3	11-8	+ Serve	4 BAUMGARTE M	Serve Hit	
						+ Dig	10 CVIRKIENE R	Fault	
20	Serve	12 SHENG YH	Serve Hit						
			Opp error +	4	12-8	+ Spike	10 CVIRKIENE R	Fault	
21	Serve	12 SHENG YH	Aces +	5	13-8	+ Reception	4 BAUMGARTE M	Fault	
22	Serve	12 SHENG YH	Serve Hit						
			Opp error +	6	14-8	+ Spike	9 URBU TIENE J	Fault	
23	Serve	12 SHENG YH	Serve Hit						
	Dig	8 LI L	Fault	5	14-9	+ Block	5 ZILYTE V	Kill Block	



PLAY BY PLAY

比赛回合文字播报

SET 1

Rally	CHN - People's Republic of China			Lead	Score	Lead	LTU - Lithuania		
24	Block	8 LI L	Fault	4	14-10	+	Serve	9 URBUTIENE J	Serve Hit
									Opp error
25			Opp error	+	5	15-10	Serve	9 URBUTIENE J	Serve Hit
							Dig	3 BUDINIENE L	Fault
26	Serve	8 LI L	Serve Hit						
	Spike	3 TAN Y	Fault	4	15-11	+			Opp error
27			Opp error	+	5	16-11	Serve	3 BUDINIENE L	Fault
28	Serve	11 ZHANG L	Fault	4	16-12	+			Opp error
29			Opp error	+	5	17-12	Serve	5 ZILYTE V	Serve Hit
							Set	10 CVIRKIENE R	Fault
30	Serve	3 TAN Y	Fault	4	17-13	+			Opp error
31			Opp error	+	5	18-13	Serve	10 CVIRKIENE R	Serve Hit
							Block	9 URBUTIENE J	Fault
32	Serve	2 LU HQ	Serve Hit						
			Opp error	+	6	19-13	Spike	9 URBUTIENE J	Fault
33	Serve	2 LU HQ	Serve Hit						
	Block	9 ZHANG XF	Fault	5	19-14	+			Opp error
34	Reception	2 LU HQ	Fault	4	19-15	+	Serve	2 VERBUVIENE J	Aces
35	Spike	12 SHENG YH	Spike	+	5	20-15	Serve	2 VERBUVIENE J	Serve Hit
							Block	9 URBUTIENE J	Fault
36	Serve	9 ZHANG XF	Serve Hit						
	Dig	3 TAN Y	Fault	4	20-16	+	Spike	3 BUDINIENE L	Spike
37	Spike	12 SHENG YH	Fault	3	20-17	+	Serve	4 BAUMGARTE M	Serve Hit
			Opp error	+	4	21-17			Opp error
38			Opp error	+	4	21-17	Serve	4 BAUMGARTE M	Fault
39	Serve	12 SHENG YH	Aces	+	5	22-17	Reception	10 CVIRKIENE R	Fault
40	Serve	12 SHENG YH	Serve Hit						
	Spike	11 ZHANG L	Spike	+	6	23-17	Block	5 ZILYTE V	Fault
41	Serve	12 SHENG YH	Fault	5	23-18	+			Opp error
42	Block	8 LI L	Kill Block	+	6	24-18	Serve	9 URBUTIENE J	Serve Hit
							Dig	4 BAUMGARTE M	Fault
43	Serve	8 LI L	Serve Hit						
	Spike	3 TAN Y	Spike	+	7	25-18	Dig	9 URBUTIENE J	Fault

SET 2

Rally	CHN - People's Republic of China			Lead	Score	Lead	LTU - Lithuania		
44	Spike	9 ZHANG XF	Spike	+	1	1-0	Serve	10 CVIRKIENE R	Serve Hit
							Block	4 BAUMGARTE M	Fault
45	Serve	2 LU HQ	Serve Hit						
	Dig	2 LU HQ	Fault						Opp error
46			Opp error	+	1	2-1	Serve	2 VERBUVIENE J	Serve Hit
							Spike	3 BUDINIENE L	Fault
47	Serve	9 ZHANG XF	Serve Hit						
	Spike	8 LI L	Fault						Opp error
48	Block	8 LI L	Kill Block	+	1	3-2	Serve	4 BAUMGARTE M	Fault
49	Serve	12 SHENG YH	Serve Hit						
	Block	3 TAN Y	Kill Block	+	2	4-2	Block	9 URBUTIENE J	Fault
50	Serve	12 SHENG YH	Serve Hit						
	Block	11 ZHANG L	Fault	1	4-3	+			Opp error



PLAY BY PLAY

比赛回合文字播报

SET 2

Rally	CHN - People's Republic of China		Lead	Score	Lead	LTU - Lithuania			
51	TEAM	Fault		4-4		+	Serve 9 URBUTIENE J	Serve Hit Opp error	
52		Opp error	+	1	5-4		Serve 9 URBUTIENE J Block 3 BUDINIENE L	Serve Hit Fault	
53	Serve 8 LI L Spike 11 ZHANG L	Serve Hit Fault			5-5	+	Block 5 ZILYTE V	Kill Block	
54	Reception 9 ZHANG XF	Fault			5-6	1	+	Serve 3 BUDINIENE L Block 10 CVIRKIENE R	Serve Hit Kill Block
55	Dig 2 LU HQ	Fault			5-7	2	+	Serve 3 BUDINIENE L Block 10 CVIRKIENE R	Serve Hit Kill Block
56	Spike 11 ZHANG L	Fault			5-8	3	+	Serve 3 BUDINIENE L	Serve Hit Opp error
57		Opp error	+		6-8	2		Serve 3 BUDINIENE L Spike 9 URBUTIENE J	Serve Hit Fault
58	Serve 11 ZHANG L Block 2 LU HQ	Serve Hit Kill Block	+		7-8	1		Spike 5 ZILYTE V	Fault
59	Serve 11 ZHANG L	Serve Hit			8-8			Spike 10 CVIRKIENE R	Fault
60	Serve 11 ZHANG L Spike 3 TAN Y	Serve Hit Spike	+	1	9-8			Dig 5 ZILYTE V	Fault
61	Serve 11 ZHANG L Spike 12 SHENG YH	Serve Hit Spike	+	2	10-8			Dig 4 BAUMGARTE M	Fault
62	Serve 11 ZHANG L	Fault		1	10-9		+		Opp error
63	Dig 9 ZHANG XF	Fault			10-10		+	Serve 5 ZILYTE V Block 2 VERBUVIENE J	Serve Hit Kill Block
64	Spike 9 ZHANG XF	Spike	+	1	11-10			Serve 5 ZILYTE V Dig 4 BAUMGARTE M	Serve Hit Fault
65	Serve 3 TAN Y Spike 9 ZHANG XF	Serve Hit Fault			11-11		+		Opp error
66	Sub 9 ZHANG XF 7 LU C	Out In						Serve 10 CVIRKIENE R Dig 10 CVIRKIENE R	Serve Hit Fault
67	Serve 2 LU HQ Spike 12 SHENG YH	Serve Hit Fault			12-12		+	Block 2 VERBUVIENE J	Kill Block
68		Opp error	+	1	13-12			Serve 2 VERBUVIENE J	Fault
69	Serve 7 LU C	Serve Hit			14-12			Spike 9 URBUTIENE J	Fault
70	Serve 7 LU C Block 12 SHENG YH	Serve Hit Fault		1	14-13		+		Opp error
71	Spike 11 ZHANG L	Spike	+	2	15-13			Serve 4 BAUMGARTE M Block 9 URBUTIENE J	Serve Hit Fault
72	Serve 12 SHENG YH	Serve Hit			16-13			Spike 9 URBUTIENE J	Fault
73	Serve 12 SHENG YH	Aces	+	4	17-13			Reception 4 BAUMGARTE M	Fault
74	Serve 12 SHENG YH Spike 3 TAN Y	Serve Hit Spike	+	5	18-13			Block 3 BUDINIENE L	Fault
75	Serve 12 SHENG YH	Serve Hit			19-13			Spike 5 ZILYTE V	Fault



PLAY BY PLAY

比赛回合文字播报

SET 2

Rally	CHN - People's Republic of China				Lead	Score	Lead	LTU - Lithuania			
76	Serve	12 SHENG YH	Serve Hit								
	Spike	12 SHENG YH	Spike +	7	20-13			Block	3 BUDINIENE L	Fault	
	TIMEOUT										
77	Serve	12 SHENG YH	Serve Hit								
	Block	11 ZHANG L	Fault	6	20-14		+				Opp error
78	Spike	3 TAN Y	Spike +	7	21-14			Serve	9 URBUTIENE J	Serve Hit	
								Dig	9 URBUTIENE J	Fault	
79	Serve	8 LI L	Serve Hit								
	Spike	11 ZHANG L	Spike +	8	22-14			Block	10 CVIRKIENE R	Fault	
80	Serve	8 LI L	Aces +	9	23-14			Reception	4 BAUMGARTE M	Fault	
81	Serve	8 LI L	Serve Hit								
	Block	11 ZHANG L	Fault	8	23-15		+				Opp error
82	Dig	2 LU HQ	Fault	7	23-16		+	Serve	3 BUDINIENE L	Serve Hit	
								Block	10 CVIRKIENE R	Kill Block	
83	Reception	12 SHENG YH	Fault	6	23-17		+	Serve	3 BUDINIENE L	Aces	
84			Opp error +	7	24-17			Serve	3 BUDINIENE L	Fault	
85	Serve	11 ZHANG L	Serve Hit								
			Opp error +	8	25-17			Spike	9 URBUTIENE J	Fault	

SET 3

Rally	CHN - People's Republic of China				Lead	Score	Lead	LTU - Lithuania			
86	Serve	2 LU HQ	Serve Hit								
	Dig	3 TAN Y	Fault		0-1		1	+			Opp error
87	Block	12 SHENG YH	Kill Block +		1-1			Serve	10 CVIRKIENE R	Serve Hit	
								Spike	4 BAUMGARTE M	Fault	
88	Serve	7 LU C	Aces +	1	2-1			Reception	3 BUDINIENE L	Fault	
89	Serve	7 LU C	Serve Hit								
	Block	12 SHENG YH	Kill Block +	2	3-1			Reception	5 ZILYTE V	Fault	
90	Serve	7 LU C	Serve Hit								
	Dig	2 LU HQ	Fault	1	3-2		+	Spike	10 CVIRKIENE R	Spike	
91	Block	8 LI L	Fault		3-3		+	Serve	2 VERBUVIENE J	Serve Hit	
								Spike	9 URBUTIENE J	Spike	
92	Spike	11 ZHANG L	Spike +	1	4-3			Serve	2 VERBUVIENE J	Serve Hit	
								Dig	10 CVIRKIENE R	Fault	
93	Serve	12 SHENG YH	Serve Hit								
			Opp error +	2	5-3			Spike	4 BAUMGARTE M	Fault	
94	Serve	12 SHENG YH	Serve Hit								
	Dig	12 SHENG YH	Fault	1	5-4		+	Spike	4 BAUMGARTE M	Spike	
95	Spike	3 TAN Y	Fault		5-5		+	Serve	4 BAUMGARTE M	Serve Hit	
											Opp error
96	Spike	11 ZHANG L	Spike +	1	6-5			Serve	4 BAUMGARTE M	Serve Hit	
								Dig	10 CVIRKIENE R	Fault	
97	Serve	8 LI L	Serve Hit								
	Spike	3 TAN Y	Spike +	2	7-5			Dig	10 CVIRKIENE R	Fault	
98	Serve	8 LI L	Serve Hit								
			Opp error +	3	8-5			Spike	4 BAUMGARTE M	Fault	
99	Serve	8 LI L	Serve Hit								
			Opp error +	4	9-5			Spike	9 URBUTIENE J	Fault	



PLAY BY PLAY

比赛回合文字播报

SET 3

Rally	CHN - People's Republic of China				Lead	Score	Lead	LTU - Lithuania		
100	Serve	8 LI L	Serve Hit					Spike	3 BUDINIENE L	Spike
	Block	2 LU HQ	Fault	3	9-6		+	Serve	9 URBUTIENE J	Serve Hit
101	Spike	12 SHENG YH	Fault	2	9-7		+			Opp error
102			Opp error	+	3	10-7		Serve	9 URBUTIENE J	Serve Hit
103	Serve	11 ZHANG L	Aces	+	4	11-7		Block	3 BUDINIENE L	Fault
104	Serve	11 ZHANG L	Aces	+	5	12-7		Reception	9 URBUTIENE J	Fault
105	Serve	11 ZHANG L	Serve Hit					Reception	10 CVIRKIENE R	Fault
	Dig	11 ZHANG L	Fault	4	12-8		+	Spike	10 CVIRKIENE R	Spike
106	Block	2 LU HQ	Fault	3	12-9		+	Serve	3 BUDINIENE L	Serve Hit
107			Opp error	+	4	13-9		Block	10 CVIRKIENE R	Fault
108	Serve	3 TAN Y	Serve Hit					Serve	3 BUDINIENE L	Serve Hit
	Set	7 LU C	Fault	3	13-10		+	Block	10 CVIRKIENE R	Fault
109	Spike	7 LU C	Spike	+	4	14-10		Serve	5 ZILYTE V	Serve Hit
	Serve	2 LU HQ	Serve Hit					Dig	9 URBUTIENE J	Fault
110			Opp error	+	5	15-10		Set	2 VERBUVIENE J	Fault
111	Serve	2 LU HQ	Aces	+	6	16-10		Reception	3 BUDINIENE L	Fault
112	Serve	2 LU HQ	Serve Hit					Block	2 VERBUVIENE J	Fault
	Spike	12 SHENG YH	Spike	+	7	17-10				
113	Serve	2 LU HQ	Serve Hit					+	Spike	10 CVIRKIENE R
	Dig	2 LU HQ	Fault	6	17-11		+	Serve	10 CVIRKIENE R	Serve Hit
114	Spike	12 SHENG YH	Spike	+	7	18-11		Block	4 BAUMGARTE M	Fault
115	Serve	7 LU C	Serve Hit					Dig	9 URBUTIENE J	Fault
	Block	12 SHENG YH	Kill Block	+	8	19-11				
116	Serve	7 LU C	Serve Hit					+	Spike	10 CVIRKIENE R
	Dig	7 LU C	Fault	7	19-12		+	Serve	10 CVIRKIENE R	Spike
117	Spike	12 SHENG YH	Spike	+	8	20-12		Serve	2 VERBUVIENE J	Serve Hit
	Serve	12 SHENG YH	Aces	+	9	21-12		Dig	5 ZILYTE V	Fault
118	Serve	12 SHENG YH	Aces	+	9	21-12		Block	9 URBUTIENE J	Fault
								TIMEOUT		
119	Serve	12 SHENG YH	Serve Hit					+		
	Spike	3 TAN Y	Fault	8	21-13		+	Serve	4 BAUMGARTE M	Serve Hit
120			Opp error	+	9	22-13		Block	5 ZILYTE V	Fault
121	Serve	8 LI L	Serve Hit					Dig	2 VERBUVIENE J	Fault
	Spike	3 TAN Y	Spike	+	10	23-13				
122	Serve	8 LI L	Serve Hit					Dig	4 BAUMGARTE M	Fault
	Spike	2 LU HQ	Spike	+	11	24-13				
123	Serve	8 LI L	Serve Hit					+	Spike	3 BUDINIENE L
	Dig	6 ZHENG XY	Fault	10	24-14		+	Serve	3 BUDINIENE L	Spike
124	Spike	2 LU HQ	Spike	+	11	25-14		Serve	9 URBUTIENE J	Serve Hit
									T E A M	Fault

Legend:

+ Point scored by team Opp Opponent Sub Substitution



MATCH RESULT

比赛结果表

P2

Match Duration: 56m
Spectators: 1,200

CHN vs LTU
3 0

Team	Sets	1	2	3	Total
CHN	3	25	25	25	75
LTU	0	18	17	14	49
Playing Time		16m	18m	16m	50m

First Referee: KARADI Gabor (HUN)

Second Referee: PROBST Anton (GER)

CHN - CHINA								
No	C/L	Name	1	2	3	4	5	Pts
1		LIU Lijuan						0
2	C	LU Hong Qin	2	2	1			4
3		TAN Yanhua	1	1	6			8
4		LIANG Fen						0
5		ZHONG Haihong						0
6	L	ZHENG Xiong Ying	L	L	L			0
7		LU Chunli		9	2			2
8		LI Liping	5	5	4			3
9		ZHANG Xu Fei	3	3				2
10		YANG Yan Ling						0
11		ZHANG Lijun	6	6	5			8
12		SHENG Yu Hong	4	4	3			18
Head Coach:		ZHANG Jun (CHN)						
Assistant Coach:		MA Dongmei (CHN)						

LTU - LITHUANIA								
No	C/L	Name	1	2	3	4	5	Pts
2		VERBUVIENE Jurate	3	2	3			3
3		BUDINIENE Liudmila	6	5	6			4
4	C	BAUMGARTE Malda	4	3	4			1
5		ZILYTE Virginija	1	6	1			2
6		DMITRIJEVA Virginija						0
7		LATAUSKAITE Rita		L				0
8		SUSINSKYTE Neringa						0
9		URBUTIENE Jolita	5	4	5			3
10		CVIRKIENE Ruta	2	1	2			11
Head Coach:								
Assistant Coach:		IVANAUSKAITE Asta (LTU)						

TEAM AND PLAYER PERFORMANCES

Won	Total Atts	No	Name
28	80	Total Team	
11	28	12	SHENG Yu Hong
6	19	3	TAN Yanhua
6	15	11	ZHANG Lijun
7	31	Total Team	
3	7	12	SHENG Yu Hong
2	6	8	LI Liping
1	7	2	LU Hong Qin
10	74	Total Team	
4	19	12	SHENG Yu Hong
2	10	11	ZHANG Lijun
1	13	2	LU Hong Qin
30		Total Team	
75	185	Total Team	
18	54	12	SHENG Yu Hong

Scoring Skills
Spike
Block
Serve
Opp Error
Total
Best Scorer

Won	Total Atts	No	Name
12	70	Total Team	
5	16	10	CVIRKIENE Ruta
3	20	9	URBUTIENE Jolita
3	8	3	BUDINIENE Liudmila
7	47	Total Team	
3	10	10	CVIRKIENE Ruta
2	9	5	ZILYTE Virginija
2	7	2	VERBUVIENE Jurate
5	50	Total Team	
3	11	10	CVIRKIENE Ruta
1	10	3	BUDINIENE Liudmila
1	8	2	VERBUVIENE Jurate
25		Total Team	
49	167	Total Team	
11	37	10	CVIRKIENE Ruta

Legend:			
Atts	Attempts	C	Team Captain
n	Starting Line-Up where n=starting position on Court (i.e. positions 1 to 6)	L	Libero Player
nn	Substitute where nn=jersey number of out going player	Opp	Opponent
		L	Substitute Libero
		Pts	Points scored



MATCH STATISTICS

比赛技术统计

P3

Match Duration: 56m
Spectators: 1,200




CHN vs LTU
3 vs 0

Team	Sets	1	2	3	Total
CHN	3	25	25	25	75
LTU	0	18	17	14	49
Playing Time		16m	18m	16m	50m

First Referee: KARADI Gabor (HUN)

Second Referee: PROBST Anton (GER)

CHN - CHINA

Scoring Spikers	Rk	No	Name	Spikes	Faults	Shots	Total Attempts	Eff %
	1	12	SHENG Yu Hong	11	3	14	28	28.57
	2	11	ZHANG Lijun	6	2	7	15	26.67
	3	3	TAN Yanhua	6	3	10	19	15.79
		9	ZHANG Xu Fei	2	1	4	7	
		8	LI Liping	-	2	4	6	
		2	LU Hong Qin	2	-	1	3	
		7	LU Chunli	1	-	1	2	
		1	LIU Lijuan	-	-	-	-	
		4	LIANG Fen	-	-	-	-	
		5	ZHONG Haihong	-	-	-	-	
	6	ZHENG Xiong Ying	-	-	-	-		
	10	YANG Yan Ling	-	-	-	-		
Limit								
15.00 %								
Team Totals				28	11	41	80	21.25
Scoring Blockers	Rk	No	Name	Kill Blocks	Faults	Rebounds	Total Attempts	Avg by Set
	1	12	SHENG Yu Hong	3	1	3	7	1.00
	2	8	LI Liping	2	2	2	6	0.67
	3	2	LU Hong Qin	1	3	3	7	0.33
	3	3	TAN Yanhua	1	-	1	2	0.33
	5	11	ZHANG Lijun	-	3	3	6	0.00
	5	9	ZHANG Xu Fei	-	2	1	3	0.00
		1	LIU Lijuan	-	-	-	-	
		4	LIANG Fen	-	-	-	-	
		5	ZHONG Haihong	-	-	-	-	
		6	ZHENG Xiong Ying	-	-	-	-	
	7	LU Chunli	-	-	-	-		
	10	YANG Yan Ling	-	-	-	-		
Team Totals				7	11	13	31	2.33
Scoring Servers	Rk	No	Name	Aces	Faults	Serve Hits	Total Attempts	Avg by Set
	1	12	SHENG Yu Hong	4	1	14	19	1.33
	2	11	ZHANG Lijun	2	2	6	10	0.67
	3	2	LU Hong Qin	1	-	12	13	0.33
	3	8	LI Liping	1	-	12	13	0.33
	3	3	TAN Yanhua	1	1	7	9	0.33
	3	7	LU Chunli	1	-	6	7	0.33
	7	9	ZHANG Xu Fei	-	1	2	3	0.00
		1	LIU Lijuan	-	-	-	-	
		4	LIANG Fen	-	-	-	-	
		5	ZHONG Haihong	-	-	-	-	
	6	ZHENG Xiong Ying	-	-	-	-		
	10	YANG Yan Ling	-	-	-	-		
Team Totals				10	5	59	74	3.33
Team	Opponent Errors & Team Faults			30	1			



MATCH STATISTICS

比赛技术统计

P3

Match Duration: 56m
Spectators: 1,200

CHN vs LTU
3 vs 0

Team	Sets	1	2	3	Total
CHN	3	25	25	25	75
LTU	0	18	17	14	49
Playing Time		16m	18m	16m	50m

First Referee: KARADI Gabor (HUN)

Second Referee: PROBST Anton (GER)

CHN - CHINA

Non-scoring Diggers	Rk	No	Name	Digs	Faults	Receptions	Total Attempts	Avg by Set
	1	2	LU Hong Qin	12	5	4	21	4.00
	2	8	LI Liping	10	2	3	15	3.33
	3	6	ZHENG Xiong Ying	7	1	2	10	2.33
	3	11	ZHANG Lijun	7	2	-	9	2.33
	5	3	TAN Yanhua	6	3	2	11	2.00
	5	12	SHENG Yu Hong	6	1	3	10	2.00
	7	9	ZHANG Xu Fei	3	1	1	5	1.00
	8	7	LU Chunli	-	1	-	1	0.00
		1	LIU Lijuan	-	-	-	-	-
		4	LIANG Fen	-	-	-	-	-
		5	ZHONG Haihong	-	-	-	-	-
		10	YANG Yan Ling	-	-	-	-	-
Team Totals				51	16	15	82	17.00
Non-scoring Setters	Rk	No	Name	Running Sets	Faults	Still Sets	Total Attempts	Avg by Set
	1	2	LU Hong Qin	5	-	21	26	1.67
	2	8	LI Liping	2	-	19	21	0.67
	3	3	TAN Yanhua	-	-	8	8	0.00
	3	11	ZHANG Lijun	-	-	6	6	0.00
	3	9	ZHANG Xu Fei	-	-	5	5	0.00
	3	12	SHENG Yu Hong	-	-	4	4	0.00
	3	7	LU Chunli	-	1	2	3	0.00
		1	LIU Lijuan	-	-	-	-	-
		4	LIANG Fen	-	-	-	-	-
		5	ZHONG Haihong	-	-	-	-	-
		6	ZHENG Xiong Ying	-	-	-	-	-
		10	YANG Yan Ling	-	-	-	-	-
Team Totals				7	1	65	73	2.33
Non-scoring Receivers	Rk	No	Name	Excellents	Faults	Serve Receptions	Total Attempts	Succ %
		6	ZHENG Xiong Ying	7	-	-	7	
		2	LU Hong Qin	6	1	-	7	
		12	SHENG Yu Hong	6	1	-	7	
		8	LI Liping	5	-	-	5	
		3	TAN Yanhua	4	-	-	4	
		9	ZHANG Xu Fei	3	1	-	4	
		11	ZHANG Lijun	3	1	-	4	
		1	LIU Lijuan	-	-	-	-	
		4	LIANG Fen	-	-	-	-	
		5	ZHONG Haihong	-	-	-	-	
		7	LU Chunli	-	-	-	-	
		10	YANG Yan Ling	-	-	-	-	
Limit								
25.00 %				34	4	-	38	89.47
Team Totals								

Legend:	Avg	Eff%	Rk	Succ %
	Average	Efficiency	Rank	Success %



MATCH STATISTICS

比赛技术统计

P3

Match Duration: 56m
Spectators: 1,200




CHN vs LTU
3 vs 0

Team	Sets	1	2	3	Total
CHN	3	25	25	25	75
LTU	0	18	17	14	49
Playing Time		16m	18m	16m	50m

First Referee: KARADI Gabor (HUN)

Second Referee: PROBST Anton (GER)

LTU - LITHUANIA

Scoring Spikers	Rk	No	Name	Spikes	Faults	Shots	Total Attempts	Eff %
	1	10	CVIRKIENE Ruta	5	2	9	16	18.75
	2	9	URBUTIENE Jolita	3	8	9	20	0.00
		5	ZILYTE Virginija	-	2	8	10	
		2	VERBUVIENE Jurate	-	-	9	9	
		3	BUDINIENE Liudmila	3	1	4	8	
		4	BAUMGARTE Malda	1	3	3	7	
		6	DMITRIJEVA Virginija	-	-	-	-	
		7	LATAUSKAITE Rita	-	-	-	-	
Limit		8	SUSINSKYTE Neringa	-	-	-	-	
15.00 %	Team Totals			12	16	42	70	0.00
Scoring Blockers	Rk	No	Name	Kill Blocks	Faults	Rebounds	Total Attempts	Avg by Set
	1	10	CVIRKIENE Ruta	3	4	3	10	1.00
	2	5	ZILYTE Virginija	2	2	5	9	0.67
	2	2	VERBUVIENE Jurate	2	2	3	7	0.67
	4	9	URBUTIENE Jolita	-	6	3	9	0.00
	4	3	BUDINIENE Liudmila	-	4	4	8	0.00
	4	4	BAUMGARTE Malda	-	2	2	4	0.00
		6	DMITRIJEVA Virginija	-	-	-	-	
		7	LATAUSKAITE Rita	-	-	-	-	
	8	SUSINSKYTE Neringa	-	-	-	-		
	Team Totals			7	20	20	47	2.33
Scoring Servers	Rk	No	Name	Aces	Faults	Serve Hits	Total Attempts	Avg by Set
	1	10	CVIRKIENE Ruta	3	-	8	11	1.00
	2	3	BUDINIENE Liudmila	1	2	7	10	0.33
	2	2	VERBUVIENE Jurate	1	1	6	8	0.33
	4	9	URBUTIENE Jolita	-	-	9	9	0.00
	4	4	BAUMGARTE Malda	-	2	6	8	0.00
	4	5	ZILYTE Virginija	-	-	4	4	0.00
		6	DMITRIJEVA Virginija	-	-	-	-	
		7	LATAUSKAITE Rita	-	-	-	-	
	8	SUSINSKYTE Neringa	-	-	-	-		
	Team Totals			5	5	40	50	1.67
Team	Opponent Errors & Team Faults			25	1			



MATCH STATISTICS

比赛技术统计

P3

Match Duration: 56m
Spectators: 1,200




CHN vs LTU
3 vs 0

Team	Sets	1	2	3	Total
CHN	3	25	25	25	75
LTU	0	18	17	14	49
Playing Time		16m	18m	16m	50m

First Referee: KARADI Gabor (HUN)

Second Referee: PROBST Anton (GER)

LTU - LITHUANIA

Non-scoring Diggers	Rk	No	Name	Digs	Faults	Receptions	Total Attempts	Avg by Set
	1	9	URBUTIENE Jolita	10	5	4	19	3.33
	2	5	ZILYTE Virginija	5	2	4	11	1.67
	2	3	BUDINIENE Liudmila	5	2	1	8	1.67
	4	10	CVIRKIENE Ruta	3	6	3	12	1.00
	5	2	VERBUVIENE Jurate	2	1	2	5	0.67
	6	4	BAUMGARTE Malda	1	4	4	9	0.33
	6	DMITRIJEVA Virginija	-	-	-	-	-	-
	7	LATAUSKAITE Rita	-	-	-	-	-	-
8	SUSINSKYTE Neringa	-	-	-	-	-	-	
Team Totals				26	20	18	64	8.67
Non-scoring Setters	Rk	No	Name	Running Sets	Faults	Still Sets	Total Attempts	Avg by Set
	1	4	BAUMGARTE Malda	1	-	11	12	0.33
	2	5	ZILYTE Virginija	-	-	14	14	0.00
	2	10	CVIRKIENE Ruta	-	1	10	11	0.00
	2	2	VERBUVIENE Jurate	-	1	7	8	0.00
	2	9	URBUTIENE Jolita	-	-	7	7	0.00
	3	BUDINIENE Liudmila	-	-	-	-	-	-
	6	DMITRIJEVA Virginija	-	-	-	-	-	-
	7	LATAUSKAITE Rita	-	-	-	-	-	-
8	SUSINSKYTE Neringa	-	-	-	-	-	-	
Team Totals				1	2	49	52	0.33
Non-scoring Receivers	Rk	No	Name	Excellents	Faults	Serve Receptions	Total Attempts	Succ %
	1	3	BUDINIENE Liudmila	10	2	4	16	62.50
	2	VERBUVIENE Jurate	10	-	4	14	-	
	9	URBUTIENE Jolita	5	2	3	10	-	
	5	ZILYTE Virginija	6	2	1	9	-	
	4	BAUMGARTE Malda	4	3	1	8	-	
	10	CVIRKIENE Ruta	5	2	-	7	-	
	6	DMITRIJEVA Virginija	-	-	-	-	-	
	7	LATAUSKAITE Rita	-	-	-	-	-	
8	SUSINSKYTE Neringa	-	-	-	-	-		
Team Totals				40	11	13	64	62.50
Limit	25.00 %							

Legend:	Avg	Eff%	Rk	Succ %
	Average	Efficiency	Rank	Success %



START LIST

参赛名单

CHN vs USA

P1

First Referee: PAVIC Ivana (CRO)

Second Referee: ELHELALY Khaled Nasr Eid (EGY)

CHN - CHINA Uniform Colour: RED

No	C/L	Name	Sport Class	Date of Birth	Tournament Totals				
					Spike	Block	Serve	Total	%
1		LIU Lijuan	D	15 JUN 1984	0	0	0	0	0.00
2	C	LU Hongqin	D	4 OCT 1980	2	1	6	9	8.57
3		TAN Yanhua	D	10 OCT 1987	13	2	2	17	16.19
4		LIANG Fen	D	1 JUN 1979	0	0	0	0	0.00
5		ZHONG Haihong	D	2 JAN 1978	0	0	0	0	0.00
6	L	ZHENG Xiongying	D	1 MAY 1975	0	0	0	0	0.00
7		LU Chunli	D	23 MAR 1978	1	0	1	2	1.90
8		LI Liping	D	3 JUL 1982	1	3	2	6	5.71
9		ZHANG Xufei	D	28 AUG 1984	6	2	9	17	16.19
10		YANG Yanling	D	2 NOV 1980	0	1	1	2	1.90
11		ZHANG Lijun	D	31 AUG 1985	10	1	4	15	14.29
12		SHENG Yuhong	MD	21 MAR 1971	23	6	8	37	35.24

Head Coach: ZHANG Jun (CHN) Assistant: MA Dongmei (CHN)

Results in these Paralympic Games	Phase	Opponent	Sets	Points per Set
	Preliminary-Pool B	LTU	3 - 0	25-18, 25-17, 25-14
	Preliminary-Pool B	LAT	3 - 0	25-4, 25-7, 25-16

USA - UNITED STATES of AMERICA Uniform Colour: NAVY BLUE

No	C/L	Name	Sport Class	Date of Birth	Tournament Totals				
					Spike	Block	Serve	Total	%
1		WEBSTER Lora	D	26 AUG 1986	2	4	0	6	11.76
3	C	MAYMON Brenda	D	4 JUN 1985	1	1	1	3	5.88
5		HOLLOWAY Katie	D	8 JUN 1986	8	3	2	13	25.49
6		ERICKSON Heather	D	9 MAY 1993	6	1	3	10	19.61
7		KRISS Sugui	D	6 JUL 1987	0	0	0	0	0.00
8		LEWELLEN Hope	D	20 APR 1967	0	0	0	0	0.00
9		McWILLIAMS Gina	D	16 JUL 1965	0	0	0	0	0.00
10	L	MILLER Kari	D	16 APR 1977	0	0	0	0	0.00
11		ALDRICH Allison	D	19 JAN 1988	3	2	0	5	9.80
13		MILLAGE Nichole	D	27 MAR 1977	0	3	1	4	7.84
15		LANCASTER Kendra	D	2 JUL 1987	7	1	2	10	19.61
18		GOULDIE Alexandra	D	13 MAY 1991	0	0	0	0	0.00

Head Coach: HULETT Michael (USA) Assistant: van de WALLE Denise (USA)

Results in these Paralympic Games	Phase	Opponent	Sets	Points per Set
	Preliminary-Pool B	LTU	3 - 0	25-15, 25-18, 25-9

Legend:	%	Percent of total team scoring	C	Team Captain	L	Libero Player
---------	---	-------------------------------	---	--------------	---	---------------



PLAY BY PLAY

比赛回合文字播报

Match Duration: 1h10m
Spectators: 4,000

CHN vs USA
3 vs 0

Team	Sets	1	2	3	Total
CHN	3	25	25	25	75
USA	0	14	21	19	54
	Playing Time	19m	22m	23m	1h04m

First Referee: PAVIC Ivana (CRO)

Second Referee: ELHELALY Khaled Nasr Eid (EGY)

SET 1

Rally	CHN - People's Republic of China		Lead	Score	Lead	USA - United States of America	
1	Serve	3 TAN Y					
	Set	3 TAN Y		0-1	1		Opp error
2	Spike	2 LU H	+	1-1		Serve	1 WEBSTER L
						Dig	1 WEBSTER L
3	Serve	2 LU H					Serve Hit
	Block	9 ZHANG X	+	1	2-1	Spike	5 HOLLOWAY K
4	Serve	2 LU H					Serve Hit
	Block	8 LI L	+	2	3-1	Spike	15 LANCASTER K
5	Serve	2 LU H					Serve Hit
	Spike	12 SHENG Y	+	3	4-1	Block	3 MAYMON B
6	Serve	2 LU H					Serve Hit
	Block	9 ZHANG X		2	4-2	+ Spike	5 HOLLOWAY K
7			+	3	5-2	Serve	3 MAYMON B
							Fault
8	Serve	9 ZHANG X					Serve Hit
	Spike	12 SHENG Y	+	4	6-2	Block	11 ALDRICH A
9	Serve	9 ZHANG X					Serve Hit
	Spike	12 SHENG Y	+	5	7-2	Block	15 LANCASTER K
10	Serve	9 ZHANG X	+	6	8-2	Reception	3 MAYMON B
							Fault
11	Serve	9 ZHANG X					Serve Hit
	Dig	3 TAN Y		5	8-3	+ Spike	6 ERICKSON H
12			+	6	9-3	Serve	5 HOLLOWAY K
							Fault
13	Serve	12 SHENG Y					Serve Hit
	Spike	3 TAN Y	+	7	10-3	Dig	3 MAYMON B
14	Serve	12 SHENG Y					Serve Hit
	Block	8 LI L		6	10-4	+ Spike	6 ERICKSON H
15						Serve	15 LANCASTER K
	Block	11 ZHANG L		5	10-5		Serve Hit
16			+	6	11-5	Serve	15 LANCASTER K
	Block	8 LI L	+	6	11-5	Dig	5 HOLLOWAY K
17	Serve	8 LI L					Serve Hit
	Dig	9 ZHANG X		5	11-6	+ Block	6 ERICKSON H
18						Serve	11 ALDRICH A
			+	6	12-6	Dig	6 ERICKSON H
TIMEOUT							
19	Serve	11 ZHANG L					Serve Hit
	Dig	12 SHENG Y		5	12-7	+ Spike	3 MAYMON B
20			+	6	13-7	Serve	6 ERICKSON H
	Spike	12 SHENG Y	+	6	13-7	Dig	10 MILLER K
21	Serve	3 TAN Y					Serve Hit
			+	7	14-7	Spike	5 HOLLOWAY K



PLAY BY PLAY

比赛回合文字播报

SET 1

Rally	CHN - People's Republic of China				Lead	Score	Lead	USA - United States of America			
	Serve	3 TAN Y	Serve Hit								
22	Spike	9 ZHANG X	Spike +	8	15-7			Dig	1 WEBSTER L	Fault	
	Serve	3 TAN Y	Serve Hit								
23	Dig	8 LI L	Fault	7	15-8						Opp error
			Opp error +	8	16-8			Serve	1 WEBSTER L	Serve Hit	
24								Set	15 LANCASTER K	Fault	
	Serve	2 LU H	Serve Hit								
25			Opp error +	9	17-8			Spike	1 WEBSTER L	Fault	
	Serve	2 LU H	Serve Hit								
26	Spike	12 SHENG Y	Spike +	10	18-8			Dig	6 ERICKSON H	Fault	
	Serve	2 LU H	Serve Hit								
27	Dig	6 ZHENG X	Fault	9	18-9						Opp error
								Serve	3 MAYMON B	Serve Hit	
28	Spike	12 SHENG Y	Spike +	10	19-9			Block	11 ALDRICH A	Fault	
	Serve	9 ZHANG X	Serve Hit								
29	Dig	11 ZHANG L	Fault	9	19-10			+ Block	5 HOLLOWAY K	Kill Block	
								Serve	5 HOLLOWAY K	Serve Hit	
30	Spike	11 ZHANG L	Fault	8	19-11						Opp error
								Serve	5 HOLLOWAY K	Serve Hit	
31	Spike	12 SHENG Y	Spike +	9	20-11			Dig	1 WEBSTER L	Fault	
	Serve	12 SHENG Y	Serve Hit								
32	Spike	3 TAN Y	Spike +	10	21-11			Dig	1 WEBSTER L	Fault	
								TIMEOUT			
	Serve	12 SHENG Y	Serve Hit								
33	Block	8 LI L	Fault	9	21-12			+ Spike	6 ERICKSON H	Spike	
								Serve	15 LANCASTER K	Serve Hit	
34			Opp error +	10	22-12			Block	11 ALDRICH A	Fault	
	Serve	8 LI L	Serve Hit								
35	Dig	9 ZHANG X	Fault	9	22-13			+ Spike	5 HOLLOWAY K	Spike	
								Serve	11 ALDRICH A	Serve Hit	
36	Spike	3 TAN Y	Fault	8	22-14			+ Block	6 ERICKSON H	Kill Block	
								Serve	11 ALDRICH A	Serve Hit	
37			Opp error +	9	23-14			Block	6 ERICKSON H	Fault	
	Serve	11 ZHANG L	Serve Hit								
38	Spike	2 LU H	Spike +	10	24-14			Dig	3 MAYMON B	Fault	
39	Serve	11 ZHANG L	Aces +	11	25-14			Reception	10 MILLER K	Fault	

SET 2

Rally	CHN - People's Republic of China				Lead	Score	Lead	USA - United States of America			
								Serve	6 ERICKSON H	Serve Hit	
40	Spike	12 SHENG Y	Spike +	1	1-0			Block	3 MAYMON B	Fault	
	Serve	2 LU H	Serve Hit								
41			Opp error +	2	2-0			Spike	5 HOLLOWAY K	Fault	
	Serve	2 LU H	Serve Hit								
42	Spike	12 SHENG Y	Spike +	3	3-0			Dig	10 MILLER K	Fault	
	Serve	2 LU H	Serve Hit								
43	Spike	12 SHENG Y	Fault	2	3-1						Opp error
44			Opp error +	3	4-1			Serve	11 ALDRICH A	Fault	
45	Serve	9 ZHANG X	Aces +	4	5-1			Reception	6 ERICKSON H	Fault	



PLAY BY PLAY

比赛回合文字播报

SET 2

Rally	CHN - People's Republic of China			Lead	Score	Lead	USA - United States of America		
	Serve	9 ZHANG X	Serve Hit						
46	Block	12 SHENG Y	Fault	3	5-2	+			Opp error
47	Reception	9 ZHANG X	Fault	2	5-3	+	Serve	3 MAYMON B	Aces
							Serve	3 MAYMON B	Serve Hit
48	Block	11 ZHANG L	Fault	1	5-4	+			Opp error
							Serve	3 MAYMON B	Serve Hit
49	Spike	12 SHENG Y	Spike +	2	6-4		Dig	6 ERICKSON H	Fault
	Serve	12 SHENG Y	Serve Hit						
50	Block	3 TAN Y	Kill Block +	3	7-4		T E A M		
	Serve	12 SHENG Y	Serve Hit						
51	Dig	2 LU H	Fault	2	7-5	+	Block	5 HOLLOWAY K	Kill Block
							Serve	5 HOLLOWAY K	Serve Hit
52	Spike	3 TAN Y	Fault	1	7-6	+	Block	1 WEBSTER L	Kill Block
							Serve	5 HOLLOWAY K	Serve Hit
53	Spike	3 TAN Y	Fault		7-7	+	Block	1 WEBSTER L	Kill Block
							Serve	5 HOLLOWAY K	Serve Hit
54	Spike	3 TAN Y	Spike +	1	8-7		Block	15 LANCASTER K	Fault
	Serve	8 LI L	Serve Hit						
55	Spike	3 TAN Y	Spike +	2	9-7		Block	15 LANCASTER K	Fault
	Serve	8 LI L	Serve Hit						
56			Opp error +	3	10-7		Spike	15 LANCASTER K	Fault
	Serve	8 LI L	Serve Hit						
57	Block	11 ZHANG L	Fault	2	10-8	+			Opp error
							Serve	15 LANCASTER K	Serve Hit
58	Spike	3 TAN Y	Spike +	3	11-8		Dig	11 ALDRICH A	Fault
	Serve	11 ZHANG L	Serve Hit						
59	Set	3 TAN Y	Fault	2	11-9	+	Spike	1 WEBSTER L	Spike
							Serve	1 WEBSTER L	Serve Hit
60	Dig	6 ZHENG X	Fault	1	11-10	+	Spike	6 ERICKSON H	Spike
							Serve	1 WEBSTER L	Serve Hit
61	Spike	9 ZHANG X	Spike +	2	12-10		Dig	1 WEBSTER L	Fault
	Serve	3 TAN Y	Serve Hit						
62	Block	12 SHENG Y	Kill Block +	3	13-10		Block	6 ERICKSON H	Fault
	Serve	3 TAN Y	Serve Hit						
63	Block	9 ZHANG X	Fault	2	13-11	+	Spike	11 ALDRICH A	Spike
							Serve	6 ERICKSON H	Serve Hit
64	Spike	12 SHENG Y	Spike +	3	14-11		Block	11 ALDRICH A	Fault
	Serve	2 LU H	Serve Hit						
65	Block	9 ZHANG X	Fault	2	14-12	+	Spike	5 HOLLOWAY K	Spike
							Serve	11 ALDRICH A	Serve Hit
66	Spike	8 LI L	Fault	1	14-13	+	Block	3 MAYMON B	Kill Block
							Serve	11 ALDRICH A	Serve Hit
67			Opp error +	2	15-13		Spike	15 LANCASTER K	Fault
	Serve	9 ZHANG X	Serve Hit						
68	Dig	3 TAN Y	Fault	1	15-14	+	Spike	5 HOLLOWAY K	Spike
69	Reception	9 ZHANG X	Fault		15-15	+	Serve	3 MAYMON B	Aces
							Serve	3 MAYMON B	Serve Hit
70	Spike	12 SHENG Y	Spike +	1	16-15		Block	15 LANCASTER K	Fault
	Serve	12 SHENG Y	Aces +	2	17-15		Reception	6 ERICKSON H	Fault



PLAY BY PLAY

比赛回合文字播报

SET 2

Rally	CHN - People's Republic of China				Lead	Score	Lead	USA - United States of America				
72	Serve	12	SHENG Y	Serve Hit								
	Dig	3	TAN Y	Fault	1	17-16		+	Spike	1	WEBSTER L	Spike
73									Serve	5	HOLLOWAY K	Serve Hit
	Spike	12	SHENG Y	Spike +	2	18-16			Dig	3	MAYMON B	Fault
74	Serve	8	LI L	Serve Hit								
	Spike	11	ZHANG L	Spike +	3	19-16			Dig	1	WEBSTER L	Fault
75	Serve	8	LI L	Serve Hit								
	Spike	3	TAN Y	Spike +	4	20-16			Dig	11	ALDRICH A	Fault
	TIMEOUT											
76	Serve	8	LI L	Serve Hit								
	Block	11	ZHANG L	Fault	3	20-17		+	Spike	6	ERICKSON H	Spike
77									Serve	15	LANCASTER K	Serve Hit
	Block	11	ZHANG L	Kill Block +	4	21-17			Dig	5	HOLLOWAY K	Fault
78	Serve	11	ZHANG L	Serve Hit								
	Spike	9	ZHANG X	Fault	3	21-18		+	Block	1	WEBSTER L	Kill Block
79									Serve	1	WEBSTER L	Serve Hit
	Spike	9	ZHANG X	Spike +	4	22-18			Dig	10	MILLER K	Fault
80	Serve	3	TAN Y	Serve Hit								
	Dig	8	LI L	Fault	3	22-19		+	Spike	5	HOLLOWAY K	Spike
81									Serve	6	ERICKSON H	Serve Hit
	Spike	12	SHENG Y	Spike +	4	23-19			Dig	10	MILLER K	Fault
82	Serve	2	LU H	Serve Hit								
	Spike	12	SHENG Y	Spike +	5	24-19			T E A M			Fault
	TIMEOUT											
83	Serve	2	LU H	Serve Hit								
	Dig	3	TAN Y	Fault	4	24-20		+	Spike	6	ERICKSON H	Spike
84									Serve	11	ALDRICH A	Serve Hit
	Dig	12	SHENG Y	Fault	3	24-21		+				Opp error
85									Serve	11	ALDRICH A	Serve Hit
	Spike	12	SHENG Y	Spike +	4	25-21			Dig	1	WEBSTER L	Fault

SET 3

Rally	CHN - People's Republic of China				Lead	Score	Lead	USA - United States of America				
86	Serve	3	TAN Y	Serve Hit								
				Opp error +	1	1-0			Block	5	HOLLOWAY K	Fault
87	Serve	3	TAN Y	Serve Hit								
				Opp error +	2	2-0			Dig	11	ALDRICH A	Fault
88	Serve	3	TAN Y	Serve Hit								
	Spike	12	SHENG Y	Fault	1	2-1		+				Opp error
89									Serve	11	ALDRICH A	Serve Hit
	Dig	6	ZHENG X	Fault		2-2		+	Block	5	HOLLOWAY K	Kill Block
90									Serve	11	ALDRICH A	Serve Hit
	Spike	12	SHENG Y	Fault		2-3	1	+	Block	5	HOLLOWAY K	Kill Block
91				Opp error +		3-3			Serve	11	ALDRICH A	Fault
92	Serve	2	LU H	Serve Hit								
	Spike	12	SHENG Y	Spike +	1	4-3			Dig	15	LANCASTER K	Fault
93	Serve	2	LU H	Serve Hit								
	Block	12	SHENG Y	Fault		4-4		+				Opp error



PLAY BY PLAY

比赛回合文字播报

SET 3

Rally	CHN - People's Republic of China				Lead	Score	Lead	USA - United States of America			
								Serve	13 MILLAGE N	Serve Hit	
94	Block	9 ZHANG X	Kill Block	+	1	5-4		Dig	6 ERICKSON H	Fault	
	Serve	9 ZHANG X	Serve Hit								
95	Spike	12 SHENG Y	Spike	+	2	6-4		Block	1 WEBSTER L	Fault	
	Serve	9 ZHANG X	Serve Hit								
96	Block	8 LI L	Fault		1	6-5	+	Spike	5 HOLLOWAY K	Spike	
								Serve	5 HOLLOWAY K	Serve Hit	
97	Spike	12 SHENG Y	Spike	+	2	7-5		Dig	11 ALDRICH A	Fault	
	Serve	12 SHENG Y	Serve Hit								
98	Block	8 LI L	Kill Block	+	3	8-5		Reception	11 ALDRICH A	Fault	
	Serve	12 SHENG Y	Serve Hit								
99		T E A M	Fault		2	8-6	+	Spike	15 LANCASTER K	Spike	
								Serve	15 LANCASTER K	Serve Hit	
100	Spike	12 SHENG Y	Fault		1	8-7	+	Block	6 ERICKSON H	Kill Block	
								Serve	15 LANCASTER K	Serve Hit	
101	Dig	9 ZHANG X	Fault			8-8	+	Spike	11 ALDRICH A	Spike	
								Serve	15 LANCASTER K	Serve Hit	
102	Dig	3 TAN Y	Fault			8-9	1	+	Spike	11 ALDRICH A	Spike
	TIMEOUT										
								Serve	15 LANCASTER K	Serve Hit	
103	Spike	3 TAN Y	Spike	+		9-9		Block	1 WEBSTER L	Fault	
	Serve	8 LI L	Serve Hit								
104	Dig	3 TAN Y	Fault			9-10	1	+		Opp error	
								Serve	1 WEBSTER L	Serve Hit	
105			Opp error	+		10-10		Set	11 ALDRICH A	Fault	
	Serve	11 ZHANG L	Serve Hit								
106	Block	9 ZHANG X	Fault			10-11	1	+	Spike	6 ERICKSON H	Spike
								Serve	6 ERICKSON H	Serve Hit	
107	Spike	3 TAN Y	Spike	+		11-11		Dig	1 WEBSTER L	Fault	
	Serve	3 TAN Y	Serve Hit								
108	Block	2 LU H	Kill Block	+	1	12-11		Spike	5 HOLLOWAY K	Fault	
	Serve	3 TAN Y	Serve Hit								
109	Dig	6 ZHENG X	Fault			12-12		+	Spike	5 HOLLOWAY K	Spike
								Serve	11 ALDRICH A	Serve Hit	
110	Spike	12 SHENG Y	Spike	+	1	13-12		Dig	11 ALDRICH A	Fault	
	Serve	2 LU H	Serve Hit								
111	Block	8 LI L	Fault			13-13		+		Opp error	
	Reception	6 ZHENG X	Fault			13-14	1	+	Serve	13 MILLAGE N	Aces
112	Reception	3 TAN Y	Fault			13-15	2	+	Serve	13 MILLAGE N	Aces
114			Opp error	+		14-15	1		Serve	13 MILLAGE N	Fault
	Serve	9 ZHANG X	Serve Hit								
115	Spike	12 SHENG Y	Spike	+		15-15		Block	1 WEBSTER L	Fault	
	Serve	9 ZHANG X	Serve Hit								
116	Spike	12 SHENG Y	Spike	+	1	16-15		Block	1 WEBSTER L	Fault	
	Serve	9 ZHANG X	Fault			16-16		+		Opp error	
117	Serve	9 ZHANG X	Fault			16-16					
118			Opp error	+	1	17-16		Serve	5 HOLLOWAY K	Fault	
	Serve	12 SHENG Y	Serve Hit								
119	Dig	2 LU H	Fault			17-17		+	Spike	15 LANCASTER K	Spike



PLAY BY PLAY

比赛回合文字播报

SET 3

Rally	CHN - People's Republic of China				Lead	Score	Lead	USA - United States of America			
	Serve	15 LANCASTER K	Serve Hit					Serve	15 LANCASTER K	Serve Hit	
120	Spike	11 ZHANG L	Spike +	1	18-17			Dig	15 LANCASTER K	Fault	
	Serve	8 LI L	Serve Hit								
121	Dig	8 LI L	Fault		18-18			+ Spike	5 HOLLOWAY K	Spike	
	Serve	1 WEBSTER L	Serve Hit								
122	Dig	9 ZHANG X	Fault		18-19	1		+ Spike	13 MILLAGE N	Spike	
	Serve	1 WEBSTER L	Serve Hit								
123	Spike	12 SHENG Y	Spike +		19-19			Dig	10 MILLER K	Fault	
								TIMEOUT			
	Serve	11 ZHANG L	Serve Hit								
124	Spike	2 LU H	Spike +	1	20-19			Dig	10 MILLER K	Fault	
	Serve	11 ZHANG L	Serve Hit								
125			Opp error +	2	21-19			Spike	5 HOLLOWAY K	Fault	
								TIMEOUT			
	Serve	11 ZHANG L	Serve Hit								
126			Opp error +	3	22-19			Spike	5 HOLLOWAY K	Fault	
	Serve	11 ZHANG L	Serve Hit								
127	Spike	9 ZHANG X	Spike +	4	23-19			Dig	10 MILLER K	Fault	
	Serve	11 ZHANG L	Serve Hit								
128			Opp error +	5	24-19			T E A M			
								Sub	13 MILLAGE N	Out	
									3 MAYMON B	In	
	Serve	11 ZHANG L	Serve Hit								
129			Opp error +	6	25-19			T E A M			

Legend:

+ Point scored by team Opp Opponent Sub Substitution



MATCH RESULT

比赛结果表

P2

Match Duration: 1h10m
Spectators: 4,000

CHN vs USA
3 vs 0

Team	Sets	1	2	3	Total
CHN	3	25	25	25	75
USA	0	14	21	19	54
Playing Time		19m	22m	23m	1h04m

First Referee: PAVIC Ivana (CRO)

Second Referee: ELHELALY Khaled Nasr Eid (EGY)

CHN - CHINA								
No	C/L	Name	1	2	3	4	5	Pts
1		LIU Lijuan						0
2	C	LU Hongqin	2	2	2			4
3		TAN Yanhua	1	1	1			9
4		LIANG Fen						0
5		ZHONG Haihong						0
6	L	ZHENG Xiongying	L	L	L			0
7		LU Chunli						0
8		LI Liping	5	5	5			3
9		ZHANG Xufei	3	3	3			8
10		YANG Yanling						0
11		ZHANG Lijun	6	6	6			4
12		SHENG Yuhong	4	4	4			25
Head Coach:		ZHANG Jun (CHN)						
Assistant Coach:		MA Dongmei (CHN)						

USA - UNITED STATES of AMERICA								
No	C/L	Name	1	2	3	4	5	Pts
1		WEBSTER Lora	2	6	6			5
3	C	MAYMON Brenda	3	3	13			4
5		HOLLOWAY Katie	4	4	4			12
6		ERICKSON Heather	1	1	1			10
7		KRISS Sugui						0
8		LEWELLEN Hope						0
9		McWILLIAMS Gina						0
10	L	MILLER Kari	L	L	L			0
11		ALDRICH Allison	6	2	2			3
13		MILLAGE Nichole			3			3
15		LANCASTER Kendra	5	5	5			2
18		GOULDIE Alexandra						0
Head Coach:		HULETT Michael (USA)						
Assistant Coach:		van de WALLE Denise (USA)						

TEAM AND PLAYER PERFORMANCES

Won	Total Atts	No	Name
40	84	Total Team	
23	40	12	SHENG Yuhong
8	20	3	TAN Yanhua
4	7	9	ZHANG Xufei
9	45	Total Team	
3	9	8	LI Liping
2	12	9	ZHANG Xufei
1	9	12	SHENG Yuhong
4	74	Total Team	
2	13	9	ZHANG Xufei
1	12	11	ZHANG Lijun
1	11	12	SHENG Yuhong
22		Total Team	
75	203	Total Team	
25	60	12	SHENG Yuhong

Scoring Skills
Spike
Block
Serve
Opp Error
Total
Best Scorer

Won	Total Atts	No	Name
24	83	Total Team	
8	29	5	HOLLOWAY Katie
7	19	6	ERICKSON Heather
3	5	11	ALDRICH Allison
11	40	Total Team	
4	6	5	HOLLOWAY Katie
3	9	6	ERICKSON Heather
3	8	1	WEBSTER Lora
4	55	Total Team	
2	7	3	MAYMON Brenda
2	4	13	MILLAGE Nichole
15		Total Team	
54	178	Total Team	
12	44	5	HOLLOWAY Katie

Legend:			
Atts	Attempts	C	Team Captain
n	Starting Line-Up where n=starting position on Court (i.e. positions 1 to 6)	L	Libero Player
nn	Substitute where nn=jersey number of out going player	Opp	Opponent
		L	Substitute Libero
		Pts	Points scored



MATCH STATISTICS

比赛技术统计

P3

Match Duration: 1h10m
Spectators: 4,000




CHN vs USA
3 vs 0

Team	Sets	1	2	3	Total
CHN	3	25	25	25	75
USA	0	14	21	19	54
Playing Time		19m	22m	23m	1h04m

First Referee: PAVIC Ivana (CRO)

Second Referee: ELHELALY Khaled Nasr Eid (EGY)

CHN - CHINA

Scoring Spikers	Rk	No	Name	Spikes	Faults	Shots	Total Attempts	Eff %
	1	12	SHENG Yuhong	23	4	13	40	47.50
	2	3	TAN Yanhua	8	3	9	20	25.00
		2	LU Hongqin	3	-	5	8	
		9	ZHANG Xufei	4	1	2	7	
		11	ZHANG Lijun	2	1	2	5	
		8	LI Liping	-	1	3	4	
		1	LIU Lijuan	-	-	-	-	
		4	LIANG Fen	-	-	-	-	
		5	ZHONG Haihong	-	-	-	-	
		6	ZHENG Xiongying	-	-	-	-	
	7	LU Chunli	-	-	-	-		
	10	YANG Yanling	-	-	-	-		
Limit	15.00 %							
Team Totals				40	10	34	84	35.71
Scoring Blockers	Rk	No	Name	Kill Blocks	Faults	Rebounds	Total Attempts	Avg by Set
	1	8	LI Liping	3	4	2	9	1.00
	2	9	ZHANG Xufei	2	4	6	12	0.67
	3	12	SHENG Yuhong	1	2	6	9	0.33
	3	11	ZHANG Lijun	1	4	3	8	0.33
	3	2	LU Hongqin	1	-	5	6	0.33
	3	3	TAN Yanhua	1	-	-	1	0.33
		1	LIU Lijuan	-	-	-	-	
		4	LIANG Fen	-	-	-	-	
		5	ZHONG Haihong	-	-	-	-	
		6	ZHENG Xiongying	-	-	-	-	
	7	LU Chunli	-	-	-	-		
	10	YANG Yanling	-	-	-	-		
Team Totals				9	14	22	45	3.00
Scoring Servers	Rk	No	Name	Aces	Faults	Serve Hits	Total Attempts	Avg by Set
	1	9	ZHANG Xufei	2	1	10	13	0.67
	2	11	ZHANG Lijun	1	-	11	12	0.33
	2	12	SHENG Yuhong	1	-	10	11	0.33
	4	2	LU Hongqin	-	-	16	16	0.00
	4	3	TAN Yanhua	-	-	12	12	0.00
	4	8	LI Liping	-	-	10	10	0.00
		1	LIU Lijuan	-	-	-	-	
		4	LIANG Fen	-	-	-	-	
		5	ZHONG Haihong	-	-	-	-	
		6	ZHENG Xiongying	-	-	-	-	
	7	LU Chunli	-	-	-	-		
	10	YANG Yanling	-	-	-	-		
Team Totals				4	1	69	74	1.33
Team	Opponent Errors & Team Faults			22	1			



MATCH STATISTICS

比赛技术统计

P3

Match Duration: 1h10m
Spectators: 4,000




CHN vs USA
3 vs 0

Team	Sets	1	2	3	Total
CHN	3	25	25	25	75
USA	0	14	21	19	54
Playing Time		19m	22m	23m	1h04m

First Referee: PAVIC Ivana (CRO)

Second Referee: ELHELALY Khaled Nasr Eid (EGY)

CHN - CHINA

Non-scoring Diggers	Rk	No	Name	Digs	Faults	Receptions	Total Attempts	Avg by Set	
	1	3	TAN Yanhua	10	6	4	20	3.33	
	2	8	LI Liping	9	3	1	13	3.00	
	3	2	LU Hongqin	7	2	5	14	2.33	
	3	12	SHENG Yuhong	7	2	4	13	2.33	
	3	11	ZHANG Lijun	7	1	1	9	2.33	
	6	9	ZHANG Xufei	4	4	5	13	1.33	
	7	6	ZHENG Xiongying	2	4	-	6	0.67	
		1	LIU Lijuan	-	-	-	-	-	
		4	LIANG Fen	-	-	-	-	-	
		5	ZHONG Haihong	-	-	-	-	-	
		7	LU Chunli	-	-	-	-	-	
		10	YANG Yanling	-	-	-	-	-	
	Team Totals				46	22	20	88	15.33
	Non-scoring Setters	Rk	No	Name	Running Sets	Faults	Still Sets	Total Attempts	Avg by Set
		1	2	LU Hongqin	4	-	22	26	1.33
		2	8	LI Liping	1	-	17	18	0.33
		2	11	ZHANG Lijun	1	-	3	4	0.33
4		9	ZHANG Xufei	-	-	10	10	0.00	
4		3	TAN Yanhua	-	2	5	7	0.00	
4		12	SHENG Yuhong	-	-	4	4	0.00	
4		6	ZHENG Xiongying	-	-	2	2	0.00	
		1	LIU Lijuan	-	-	-	-	-	
		4	LIANG Fen	-	-	-	-	-	
		5	ZHONG Haihong	-	-	-	-	-	
		7	LU Chunli	-	-	-	-	-	
		10	YANG Yanling	-	-	-	-	-	
Team Totals				6	2	63	71	2.00	
Non-scoring Receivers		Rk	No	Name	Excellents	Faults	Serve Receptions	Total Attempts	Succ %
		1	9	ZHANG Xufei	12	2	-	14	85.71
			2	LU Hongqin	5	-	2	7	
			8	LI Liping	7	-	-	7	
		3	TAN Yanhua	5	1	1	7		
		12	SHENG Yuhong	6	-	-	6		
		6	ZHENG Xiongying	3	1	-	4		
		1	LIU Lijuan	-	-	-	-		
		4	LIANG Fen	-	-	-	-		
		5	ZHONG Haihong	-	-	-	-		
		7	LU Chunli	-	-	-	-		
		10	YANG Yanling	-	-	-	-		
		11	ZHANG Lijun	-	-	-	-		
	Team Totals				38	4	3	45	84.44
	Limit								
	25.00 %								

Legend:	Avg	Eff%	Rk	Succ %
	Average	Efficiency	Rank	Success %



MATCH STATISTICS

比赛技术统计

P3

Match Duration: 1h10m
Spectators: 4,000




CHN vs USA
3 0

Team	Sets	1	2	3	Total
CHN	3	25	25	25	75
USA	0	14	21	19	54
Playing Time		19m	22m	23m	1h04m

First Referee: PAVIC Ivana (CRO)

Second Referee: ELHELALY Khaled Nasr Eid (EGY)

USA - UNITED STATES of AMERICA

Scoring Spikers	Rk	No	Name	Spikes	Faults	Shots	Total Attempts	Eff %	
	1	6	ERICKSON Heather	7	-	12	19	36.84	
	2	5	HOLLOWAY Katie	8	6	15	29	6.90	
		15	LANCASTER Kendra	2	3	5	10		
		3	MAYMON Brenda	1	-	7	8		
		1	WEBSTER Lora	2	1	5	8		
		11	ALDRICH Allison	3	-	2	5		
		13	MILLAGE Nichole	1	-	3	4		
		7	KRISS Sugui	-	-	-	-		
		8	LEWELLEN Hope	-	-	-	-		
		9	McWILLIAMS Gina	-	-	-	-		
		10	MILLER Kari	-	-	-	-		
		18	GOULDIE Alexandra	-	-	-	-		
	Limit	15.00 %							
	Team Totals				24	10	49	83	16.87
	Scoring Blockers	Rk	No	Name	Kill Blocks	Faults	Rebounds	Total Attempts	Avg by Set
		1	5	HOLLOWAY Katie	4	1	1	6	1.33
		2	6	ERICKSON Heather	3	2	4	9	1.00
		2	1	WEBSTER Lora	3	4	1	8	1.00
4		3	MAYMON Brenda	1	2	1	4	0.33	
5		11	ALDRICH Allison	-	4	2	6	0.00	
5		15	LANCASTER Kendra	-	4	1	5	0.00	
5		13	MILLAGE Nichole	-	-	2	2	0.00	
		7	KRISS Sugui	-	-	-	-		
		8	LEWELLEN Hope	-	-	-	-		
		9	McWILLIAMS Gina	-	-	-	-		
		10	MILLER Kari	-	-	-	-		
		18	GOULDIE Alexandra	-	-	-	-		
Team Totals				11	17	12	40	3.67	
Scoring Servers		Rk	No	Name	Aces	Faults	Serve Hits	Total Attempts	Avg by Set
		1	3	MAYMON Brenda	2	1	4	7	0.67
		1	13	MILLAGE Nichole	2	1	1	4	0.67
		3	11	ALDRICH Allison	-	2	10	12	0.00
		3	15	LANCASTER Kendra	-	-	10	10	0.00
	3	5	HOLLOWAY Katie	-	2	7	9	0.00	
	3	1	WEBSTER Lora	-	-	8	8	0.00	
	3	6	ERICKSON Heather	-	-	5	5	0.00	
		7	KRISS Sugui	-	-	-	-		
		8	LEWELLEN Hope	-	-	-	-		
		9	McWILLIAMS Gina	-	-	-	-		
		10	MILLER Kari	-	-	-	-		
		18	GOULDIE Alexandra	-	-	-	-		
	Team Totals				4	6	45	55	1.33
	Team	Opponent Errors & Team Faults			15	4			



MATCH STATISTICS

比赛技术统计

P3

Match Duration: 1h10m
Spectators: 4,000




CHN vs USA
3 vs 0

Team	Sets	1	2	3	Total
CHN	3	25	25	25	75
USA	0	14	21	19	54
Playing Time		19m	22m	23m	1h04m

First Referee: PAVIC Ivana (CRO)

Second Referee: ELHELALY Khaled Nasr Eid (EGY)

USA - UNITED STATES of AMERICA

Non-scoring Diggers	Rk	No	Name	Digs	Faults	Receptions	Total Attempts	Avg by Set	
	1	5	HOLLOWAY Katie	9	2	5	16	3.00	
	2	10	MILLER Kari	5	7	4	16	1.67	
	2	1	WEBSTER Lora	5	8	2	15	1.67	
	2	6	ERICKSON Heather	5	4	-	9	1.67	
	5	11	ALDRICH Allison	2	5	4	11	0.67	
	6	13	MILLAGE Nichole	1	-	2	3	0.33	
	7	15	LANCASTER Kendra	-	2	3	5	0.00	
	7	3	MAYMON Brenda	-	3	2	5	0.00	
		7	KRISS Sugui	-	-	-	-	-	
		8	LEWELLEN Hope	-	-	-	-	-	
		9	McWILLIAMS Gina	-	-	-	-	-	
		18	GOULDIE Alexandra	-	-	-	-	-	
	Team Totals				27	31	22	80	9.00
	Non-scoring Setters	Rk	No	Name	Running Sets	Faults	Still Sets	Total Attempts	Avg by Set
		1	1	WEBSTER Lora	-	-	19	19	0.00
		1	11	ALDRICH Allison	-	1	15	16	0.00
		1	3	MAYMON Brenda	-	-	11	11	0.00
		1	5	HOLLOWAY Katie	-	-	7	7	0.00
1		6	ERICKSON Heather	-	-	6	6	0.00	
1		13	MILLAGE Nichole	-	-	5	5	0.00	
1		15	LANCASTER Kendra	-	1	2	3	0.00	
		7	KRISS Sugui	-	-	-	-	-	
		8	LEWELLEN Hope	-	-	-	-	-	
		9	McWILLIAMS Gina	-	-	-	-	-	
		10	MILLER Kari	-	-	-	-	-	
		18	GOULDIE Alexandra	-	-	-	-	-	
Team Totals					-	2	65	67	0.00
Non-scoring Receivers		Rk	No	Name	Excellents	Faults	Serve Receptions	Total Attempts	Succ %
		1	1	WEBSTER Lora	18	-	1	19	94.74
			10	MILLER Kari	10	1	3	14	
			11	ALDRICH Allison	8	1	2	11	
			5	HOLLOWAY Katie	7	-	3	10	
		6	ERICKSON Heather	6	2	2	10		
		13	MILLAGE Nichole	3	-	1	4		
		3	MAYMON Brenda	3	1	-	4		
		7	KRISS Sugui	-	-	-	-		
		8	LEWELLEN Hope	-	-	-	-		
		9	McWILLIAMS Gina	-	-	-	-		
		15	LANCASTER Kendra	-	-	-	-		
		18	GOULDIE Alexandra	-	-	-	-		
	Limit								
	25.00 %				55	5	12	72	76.39

Legend:	Avg	Eff%	Rk	Succ %
	Average	Efficiency	Rank	Success %



START LIST

参赛名单

LTU vs LAT

P1

First Referee: MANNERSUO Sari (FIN)

Second Referee: FELDSHTEYN Viktor (UKR)

LTU - LITHUANIA Uniform Colour: YELLOW

No	C/L	Name	Sport Class	Date of Birth	Tournament Totals				
					Spike	Block	Serve	Total	%
2		VERBUVIENE Jurate	D	25 OCT 1956	0	2	1	3	6.25
3		BUDINIENE Liudmila	D	26 JAN 1953	3	0	1	4	8.33
4	C	BAUMGARTE Malda	D	7 JAN 1965	3	0	3	6	12.50
5		ZILYTE Virginija	D	31 DEC 1971	1	3	0	4	8.33
6		DMITRIJEVA Virginija	D	21 SEP 1961	0	0	0	0	0.00
7		LATAUSKAITE Rita	D	20 JAN 1976	0	0	0	0	0.00
8		SUSINSKYTE Neringa	MD	2 OCT 1971	1	1	0	2	4.17
9		URBUTIENE Jolita	D	23 FEB 1976	9	3	0	12	25.00
10		CVIRKIENE Ruta	MD	13 JUL 1972	7	3	3	13	27.08
Head Coach: CVIRKIENE Ruta (LTU)			Assistant: IVANAUSKAITE Asta (LTU)						

Results in these Paralympic Games	Phase	Opponent	Sets	Points per Set
	Preliminary-Pool B	CHN	0 - 3	18-25, 17-25, 14-25
	Preliminary-Pool B	USA	0 - 3	15-25, 18-25, 9-25

LAT - LATVIA Uniform Colour: RED

No	C/L	Name	Sport Class	Date of Birth	Tournament Totals				
					Spike	Block	Serve	Total	%
2	C	BARKANE Inara	D	24 AUG 1963	0	0	0	0	0.00
3		RUSINA Nellija	D	24 AUG 1963	1	0	1	2	18.18
4		GAILITE Ivonna	D	31 MAY 1971	0	0	0	0	0.00
5		IVANOVA Diana	D	8 MAY 1989	0	0	0	0	0.00
6	L	JEGOROVA Olga	D	18 AUG 1987	0	0	0	0	0.00
7		DZALBA Una	MD	10 MAR 1987	0	0	0	0	0.00
8		SKUTANE Zanna	D	11 MAY 1977	3	2	0	5	45.45
9		GROMOVA Oksana	D	16 MAR 1968	0	0	0	0	0.00
10		JERMOLENKO Irina	MD	30 JUN 1965	0	2	1	3	27.27
11		SILA Linda	D	24 JUL 1985	0	0	0	0	0.00
12		KARLIETE Liga	D	17 JUN 1975	1	0	0	1	9.09
Head Coach: KOTANE Vita (LAT)			Assistant: KOTANS Kristaps (LAT)						

Results in these Paralympic Games	Phase	Opponent	Sets	Points per Set
	Preliminary-Pool B	CHN	0 - 3	4-25, 7-25, 16-25

Legend:	%	Percent of total team scoring	C	Team Captain	L	Libero Player
---------	---	-------------------------------	---	--------------	---	---------------



PLAY BY PLAY

比赛回合文字播报

Match Duration: 1h20m
Spectators: 2,050

LTU vs LAT
3 vs 1

Team	Sets	1	2	3	4	Total
LТУ	3	16	25	25	25	91
LAT	1	25	16	19	19	79
	Playing Time	16m	17m	19m	19m	1h11m

First Referee: MANNERSUO Sari (FIN)

Second Referee: FELDSHTEYN Viktor (UKR)

SET 1

Rally	LTU - Lithuania			Lead	Score	Lead	LAT - Latvia		
1	Set	4 BAUMGARTE M	Fault		0-1	1	Serve	11 SILA L	Serve Hit
2		T E A M	Fault		0-2	2	+ Serve	11 SILA L	Aces
3	Spike	10 CVIRKIENE R	Spike +		1-2	1	Serve	11 SILA L	Serve Hit
4	Dig	3 BUDINIENE L	Fault		1-3	2	+ Spike	10 JERMOLENKO I	Spike
5	Dig	5 ZILYTE V	Fault		1-4	3	+ Spike	2 BARKANE I	Serve Hit
6	Reception	3 BUDINIENE L	Fault		1-5	4	+ Spike	8 SKUTANE Z	Spike
7	Dig	10 CVIRKIENE R	Fault		1-6	5	+ Spike	2 BARKANE I	Serve Hit
8	Block	9 URBUTIENE J	Fault		1-7	6	+ Spike	10 JERMOLENKO I	Spike
9	Spike	9 URBUTIENE J	Spike +		2-7	5	Serve	2 BARKANE I	Serve Hit
10	Serve	2 VERBUVIENE J	Serve Hit		3-7	4	Dig	3 RUSINA N	Fault
11	Serve	9 URBUTIENE J	Spike +		4-7	3	Dig	8 SKUTANE Z	Fault
12	Serve	2 VERBUVIENE J	Serve Hit		4-7	3	Spike	10 JERMOLENKO I	Fault
13	Dig	3 BUDINIENE L	Fault		4-8	4	+ Spike	9 GROMOVA O	Spike
14	Dig	10 CVIRKIENE R	Fault		4-9	5	+ Spike	8 SKUTANE Z	Serve Hit
15	Serve	4 BAUMGARTE M	Aces +		5-9	4	Serve	8 SKUTANE Z	Serve Hit
16	Serve	4 BAUMGARTE M	Aces +		6-9	3	Spike	9 GROMOVA O	Fault
17	Serve	4 BAUMGARTE M	Serve Hit		7-9	2	Reception	11 SILA L	Fault
18	Serve	4 BAUMGARTE M	Serve Hit		8-9	1	Set	11 SILA L	Fault
19	Serve	4 BAUMGARTE M	Serve Hit		9-9		Spike	10 JERMOLENKO I	Fault
20	Serve	4 BAUMGARTE M	Serve Hit		9-9			T E A M	Fault
21	Serve	4 BAUMGARTE M	Serve Hit					TIMEOUT	
19	Block	3 BUDINIENE L	Fault		9-10	1	+ Block	9 GROMOVA O	Kill Block
20	Spike	5 ZILYTE V	Spike +		10-10		Serve	10 JERMOLENKO I	Serve Hit
21	Serve	9 URBUTIENE J	Aces +	1	11-10		Dig	6 JEGOROVA O	Fault
							Reception	8 SKUTANE Z	Fault



PLAY BY PLAY

比赛回合文字播报

SET 1

Rally	LTU - Lithuania			Lead	Score	Lead	LAT - Latvia		
22	Serve	9 URBUTIENE J	Serve Hit						
	Dig	9 URBUTIENE J	Fault		11-11		+		Opp error
23			Opp error	+	1	12-11		Serve	9 GROMOVA O
								Spike	3 RUSINA N
24	Serve	3 BUDINIENE L	Fault		12-12		+		Opp error
25	Block	10 CVIRKIENE R	Fault		12-13	1	+	Serve	3 RUSINA N
								Spike	8 SKUTANE Z
26	Spike	2 VERBUVIENE J	Fault		12-14	2	+	Serve	3 RUSINA N
27	Reception	9 URBUTIENE J	Fault		12-15	3	+	Serve	3 RUSINA N
28			Opp error	+				Serve	3 RUSINA N
								Spike	10 JERMOLENKO I
29	Serve	5 ZILYTE V	Serve Hit						
	Dig	4 BAUMGARTE M	Fault		13-16	3	+	Block	2 BARKANE I
30			Opp error	+				Serve	11 SILA L
								T E A M	Fault
31	Serve	10 CVIRKIENE R	Aces	+	15-16	1		Reception	6 JEGOROVA O
32	Serve	10 CVIRKIENE R	Serve Hit						
	Spike	9 URBUTIENE J	Fault		15-17	2	+		Opp error
33	Spike	9 URBUTIENE J	Fault		15-18	3	+	Serve	2 BARKANE I
34	Spike	10 CVIRKIENE R	Fault		15-19	4	+	Serve	2 BARKANE I
35	Dig	9 URBUTIENE J	Fault		15-20	5	+	Serve	2 BARKANE I
								Spike	9 GROMOVA O
	TIMEOUT								
36	Spike	10 CVIRKIENE R	Fault		15-21	6	+	Serve	2 BARKANE I
								Block	9 GROMOVA O
37	Dig	3 BUDINIENE L	Fault		15-22	7	+	Serve	2 BARKANE I
								Spike	10 JERMOLENKO I
38	Set	4 BAUMGARTE M	Fault		15-23	8	+	Serve	2 BARKANE I
39	Dig	9 URBUTIENE J	Fault		15-24	9	+	Serve	2 BARKANE I
								Spike	10 JERMOLENKO I
40			Opp error	+				Serve	2 BARKANE I
								Dig	11 SILA L
41	Serve	2 VERBUVIENE J	Serve Hit						
	Spike	3 BUDINIENE L	Fault		16-25	9	+	Block	10 JERMOLENKO I

SET 2

Rally	LTU - Lithuania			Lead	Score	Lead	LAT - Latvia		
42	Serve	10 CVIRKIENE R	Serve Hit				+	Spike	2 BARKANE I
		T E A M	Fault		0-1	1			Spike
43			Fault		0-2	2	+	Serve	2 BARKANE I
								Spike	10 JERMOLENKO I
44	Dig	2 VERBUVIENE J	Fault		0-3	3	+	Serve	2 BARKANE I
								Spike	10 JERMOLENKO I
45	Block	4 BAUMGARTE M	Fault		0-4	4	+	Serve	2 BARKANE I
								Spike	10 JERMOLENKO I



PLAY BY PLAY

比赛回合文字播报

SET 2

Rally	LTU - Lithuania			Lead	Score	Lead	LAT - Latvia		
46	Spike	4 BAUMGARTE M	Fault		0-5	5	Serve	2 BARKANE I	Serve Hit Opp error
47	Block	4 BAUMGARTE M	Fault		0-6	6	Serve	2 BARKANE I	Serve Hit
48	Block	9 URBUTIENE J	Kill Block +		1-6	5	+ Spike	8 SKUTANE Z	Spike
49	Serve	2 VERBUVIENE J	Aces +		2-6	4	Serve	2 BARKANE I	Fault
50	Serve	2 VERBUVIENE J	Serve Hit				Reception	11 SILA L	Fault
51	Dig	3 BUDINIENE L	Fault		2-7	5	+ Spike	9 GROMOVA O	Spike
52	Block	9 URBUTIENE J	Kill Block +		3-7	4	Serve	8 SKUTANE Z	Fault
53	Serve	4 BAUMGARTE M	Serve Hit				+ Spike	10 JERMOLENKO I	Spike
54	Block	3 BUDINIENE L	Fault		3-8	5	Serve	10 JERMOLENKO I	Serve Hit Opp error
55	Spike	9 URBUTIENE J	Fault		3-9	6	+ Spike	10 JERMOLENKO I	Serve Hit
56	Spike	5 ZILYTE V	Spike +		4-9	5	Serve	10 JERMOLENKO I	Serve Hit
57	Serve	9 URBUTIENE J	Aces +		5-9	4	Dig	2 BARKANE I	Fault
58	Serve	9 URBUTIENE J	Aces +		6-9	3	Reception	8 SKUTANE Z	Fault
59	Serve	9 URBUTIENE J	Aces +		7-9	2	Reception	8 SKUTANE Z	Fault
60	Serve	9 URBUTIENE J	Serve Hit Opp error +		8-9	1	Reception	2 BARKANE I	Fault
61	Serve	9 URBUTIENE J	Serve Hit Opp error +		9-9		Spike	10 JERMOLENKO I	Fault
62	Serve	9 URBUTIENE J	Serve Hit Opp error +	1	10-9		TIMEOUT		
63	Serve	9 URBUTIENE J	Serve Hit Opp error +	2	11-9		Dig	11 SILA L	Fault
64	Serve	9 URBUTIENE J	Serve Hit Opp error +	3	12-9		Spike	10 JERMOLENKO I	Fault
65	Serve	9 URBUTIENE J	Serve Hit Opp error +	4	13-9		Set	3 RUSINA N	Fault
66	Block	5 ZILYTE V	Kill Block +				Spike	3 RUSINA N	Fault
67	Sub						Sub	10 JERMOLENKO I	Out
68	Serve	9 URBUTIENE J	Serve Hit				Sub	12 KARLIETE L	In
69	Serve	9 URBUTIENE J	Serve Hit				Sub	9 GROMOVA O	Out
70	Serve	9 URBUTIENE J	Serve Hit					7 DZALBA U	In
71	Spike	10 CVIRKIENE R	Spike +	5	14-9		Block	7 DZALBA U	Fault
72	Serve	9 URBUTIENE J	Serve Hit Opp error +	6	15-9		Spike	7 DZALBA U	Fault
73	Serve	9 URBUTIENE J	Serve Hit Opp error +	7	16-9		Reception	2 BARKANE I	Fault
74	Serve	9 URBUTIENE J	Serve Hit				+ Spike	7 DZALBA U	Spike
75	Block	5 ZILYTE V	Fault	6	16-10		Serve	7 DZALBA U	Serve Hit Opp error
76	Set	3 BUDINIENE L	Fault	5	16-11		+ Spike	7 DZALBA U	Spike
77	Serve						Serve	7 DZALBA U	Serve Hit
78	Serve						Dig	8 SKUTANE Z	Fault
79	Opp error +			6	17-11				



PLAY BY PLAY

比赛回合文字播报

SET 2

Rally	LTU - Lithuania			Lead	Score	Lead	LAT - Latvia		
	Serve	3 BUDINIENE L	Serve Hit						
70	Spike	5 ZILYTE V	Spike +	7	18-11		Block	2 BARKANE I	Fault
71	Serve	3 BUDINIENE L	Fault	6	18-12	+			Opp error
72			Opp error +	7	19-12		Serve	3 RUSINA N	Fault
73	Serve	5 ZILYTE V	Fault	6	19-13	+			Opp error
74	Block	2 VERBUVIENE J	Fault	5	19-14	+	Serve	11 SILA L	Serve Hit
75	Spike	10 CVIRKIENE R	Spike +	6	20-14		Serve	11 SILA L	Serve Hit
	Sub	10 CVIRKIENE R	Out				Dig	7 DZALBA U	Fault
		8 SUSINSKYTE N	In						
76	Serve	8 SUSINSKYTE N	Aces +	7	21-14		Reception	3 RUSINA N	Fault
77	Serve	8 SUSINSKYTE N	Serve Hit				+	Spike	8 SKUTANE Z
	Dig	3 BUDINIENE L	Fault	6	21-15				Spike
78	Spike	4 BAUMGARTE M	Spike +	7	22-15		Serve	2 BARKANE I	Serve Hit
	Serve	2 VERBUVIENE J	Serve Hit				Dig	2 BARKANE I	Fault
79	Block	3 BUDINIENE L	Fault	6	22-16	+	+	Spike	8 SKUTANE Z
									Spike
80	Spike	4 BAUMGARTE M	Spike +	7	23-16		Serve	8 SKUTANE Z	Serve Hit
	Serve	4 BAUMGARTE M	Serve Hit				Block	7 DZALBA U	Fault
81			Opp error +	8	24-16				Fault
82	Serve	4 BAUMGARTE M	Aces +	9	25-16		Block	7 DZALBA U	Fault
							Reception	3 RUSINA N	Fault

SET 3

Rally	LTU - Lithuania			Lead	Score	Lead	LAT - Latvia		
83	Spike	2 VERBUVIENE J	Spike +	1	1-0		Serve	11 SILA L	Serve Hit
							Dig	3 RUSINA N	Fault
84	Serve	8 SUSINSKYTE N	Aces +	2	2-0		Reception	3 RUSINA N	Fault
85	Serve	8 SUSINSKYTE N	Fault	1	2-1	+			Opp error
86	Reception	3 BUDINIENE L	Fault		2-2	+	Serve	2 BARKANE I	Aces
87	Block	4 BAUMGARTE M	Fault		2-3	1	+	Serve	2 BARKANE I
							+	Spike	10 JERMOLENKO I
88			Opp error +		3-3		Serve	2 BARKANE I	Serve Hit
							Spike	8 SKUTANE Z	Fault
89	Serve	2 VERBUVIENE J	Aces +	1	4-3		Reception	8 SKUTANE Z	Fault
90	Serve	2 VERBUVIENE J	Aces +	2	5-3		Reception	9 GROMOVA O	Fault
91	Serve	2 VERBUVIENE J	Serve Hit				+	Spike	8 SKUTANE Z
	Dig	8 SUSINSKYTE N	Fault	1	5-4				Spike
92	Dig	4 BAUMGARTE M	Fault		5-5		Serve	8 SKUTANE Z	Serve Hit
							+	Spike	10 JERMOLENKO I
93	Reception	5 ZILYTE V	Fault		5-6	1	+	Serve	8 SKUTANE Z
94	Reception	8 SUSINSKYTE N	Fault		5-7	2	+	Serve	8 SKUTANE Z
95	Block	9 URBU TIENE J	Kill Block +		6-7	1	Serve	8 SKUTANE Z	Fault
96	Serve	4 BAUMGARTE M	Serve Hit				+		Opp error
	Dig	4 BAUMGARTE M	Fault		6-8	2			
97	Reception	4 BAUMGARTE M	Fault		6-9	3	+	Serve	10 JERMOLENKO I
98	Spike	9 URBU TIENE J	Spike +		7-9	2	Serve	10 JERMOLENKO I	Serve Hit
							Dig	2 BARKANE I	Fault



PLAY BY PLAY

比赛回合文字播报

SET 3

Rally	LTU - Lithuania			Lead	Score	Lead	LAT - Latvia		
99	Serve	9 URBUTIENE J	Serve Hit				Dig	6 JEGOROVA O	Fault
			Opp error +		8-9	1			
100	Serve	9 URBUTIENE J	Serve Hit				+ Block	3 RUSINA N	Kill Block
	Dig	4 BAUMGARTE M	Fault		8-10	2			
101	Set	3 BUDINIENE L	Fault		8-11	3	+ Serve	9 GROMOVA O	Serve Hit
									Opp error
	Sub	3 BUDINIENE L	Out						
		6 DMITRIJEVA V	In						
102	Reception	2 VERBUVIENE J	Fault		8-12	4	+ Serve	9 GROMOVA O	Aces
103	Spike	5 ZILYTE V	Spike +		9-12	3	Block	3 RUSINA N	Fault
104	Serve	6 DMITRIJEVA V	Serve Hit						
	Block	8 SUSINSKYTE N	Kill Block +		10-12	2	Spike	2 BARKANE I	Fault
105	Serve	6 DMITRIJEVA V	Serve Hit						
	Spike	2 VERBUVIENE J	Fault		10-13	3	+ Serve	3 RUSINA N	Serve Hit
									Opp error
106	Spike	8 SUSINSKYTE N	Spike +		11-13	2		T E A M	Fault
107	Serve	5 ZILYTE V	Aces +		12-13	1	Reception	9 GROMOVA O	Fault
108	Serve	5 ZILYTE V	Serve Hit						
			Opp error +		13-13		Set	11 SILA L	Fault
109	Serve	5 ZILYTE V	Serve Hit						
			Opp error +	1	14-13		Spike	2 BARKANE I	Fault
110	Serve	5 ZILYTE V	Serve Hit				+ Spike	10 JERMOLENKO I	Spike
	Dig	6 DMITRIJEVA V	Fault		14-14				
111	Spike	4 BAUMGARTE M	Spike +	1	15-14		Serve	11 SILA L	Serve Hit
							Block	8 SKUTANE Z	Fault
112	Serve	8 SUSINSKYTE N	Serve Hit						
			Opp error +	2	16-14		Spike	8 SKUTANE Z	Fault
113	Serve	8 SUSINSKYTE N	Serve Hit						
	Block	4 BAUMGARTE M	Kill Block +	3	17-14		Reception	6 JEGOROVA O	Fault
114	Serve	8 SUSINSKYTE N	Aces +	4	18-14		Dig	6 JEGOROVA O	Fault
115	Serve	8 SUSINSKYTE N	Serve Hit						
			Opp error +	5	19-14		Spike	2 BARKANE I	Fault
116	Serve	8 SUSINSKYTE N	Serve Hit						
	Spike	4 BAUMGARTE M	Spike +	6	20-14		Dig	11 SILA L	Fault
117	Serve	8 SUSINSKYTE N	Aces +	7	21-14		Reception	11 SILA L	Fault
							Sub	11 SILA L	Out
								12 KARLIETE L	In
118	Serve	8 SUSINSKYTE N	Aces +	8	22-14		Reception	6 JEGOROVA O	Fault
119	Serve	8 SUSINSKYTE N	Fault		22-15		+ Serve	2 BARKANE I	Serve Hit
									Fault
120	Spike	4 BAUMGARTE M	Spike +	8	23-15		Block	10 JERMOLENKO I	Fault
121	Serve	2 VERBUVIENE J	Serve Hit				+ Spike	3 RUSINA N	Spike
		T E A M	Fault	7	23-16				
122			Opp error +	8	24-16		Serve	8 SKUTANE Z	Fault
123	Serve	4 BAUMGARTE M	Serve Hit				+ Spike	10 JERMOLENKO I	Spike
		T E A M	Fault	7	24-17				



PLAY BY PLAY

比赛回合文字播报

SET 3

Rally	LTU - Lithuania			Lead	Score	Lead	LAT - Latvia				
124	Block	9	URBUTIENE J	Fault	6	24-18	+	Serve	10	JERMOLENKO I	Serve Hit
								Spike	12	KARLIETE L	Spike
125	Spike	4	BAUMGARTE M	Fault	5	24-19	+	Serve	10	JERMOLENKO I	Serve Hit
											Opp error
	TIMEOUT										
126	Spike	9	URBUTIENE J	Spike	+	6	25-19	Serve	10	JERMOLENKO I	Serve Hit
								Dig	10	JERMOLENKO I	Fault

SET 4

Rally	LTU - Lithuania			Lead	Score	Lead	LAT - Latvia						
127	Serve	8	SUSINSKYTE N	Serve Hit									
	Spike	4	BAUMGARTE M	Spike	+	1	1-0	Block	2	BARKANE I	Fault		
128	Serve	8	SUSINSKYTE N	Aces	+	2	2-0			T E A M	Fault		
129	Serve	8	SUSINSKYTE N	Serve Hit									
				Opp error	+	3	3-0	Set	10	JERMOLENKO I	Fault		
130	Serve	8	SUSINSKYTE N	Serve Hit									
	Block	2	VERBUVIENE J	Fault		2	3-1	+	Spike	8	SKUTANE Z	Spike	
131	Block	2	VERBUVIENE J	Kill Block	+	3	4-1	Serve	12	KARLIETE L	Serve Hit		
								Spike	10	JERMOLENKO I	Fault		
132	Serve	2	VERBUVIENE J	Serve Hit									
	Dig	8	SUSINSKYTE N	Fault		2	4-2	+			Opp error		
133	Spike	4	BAUMGARTE M	Fault		1	4-3	+	Serve	2	BARKANE I	Serve Hit	
											Opp error		
134				Opp error	+	2	5-3	Serve	2	BARKANE I	Fault		
135	Serve	4	BAUMGARTE M	Serve Hit									
	Block	9	URBUTIENE J	Fault		1	5-4	+	Spike	9	GROMOVA O	Spike	
136	Spike	9	URBUTIENE J	Spike	+	2	6-4	Serve	8	SKUTANE Z	Serve Hit		
								Dig	12	KARLIETE L	Fault		
137	Serve	9	URBUTIENE J	Serve Hit									
	Block	5	ZILYTE V	Fault		1	6-5	+	Spike	10	JERMOLENKO I	Spike	
138	Reception	2	VERBUVIENE J	Fault			6-6	+	Serve	10	JERMOLENKO I	Aces	
139	Spike	8	SUSINSKYTE N	Fault			6-7	1	+	Serve	10	JERMOLENKO I	Serve Hit
											Opp error		
140				Opp error	+		7-7	Serve	10	JERMOLENKO I	Serve Hit		
								Block	12	KARLIETE L	Fault		
141	Serve	6	DMITRIJEVA V	Serve Hit									
				Opp error	+	1	8-7	Reception	6	JEGOROVA O	Fault		
142	Serve	6	DMITRIJEVA V	Serve Hit			8-8	+			Opp error		
	Set	8	SUSINSKYTE N	Fault									
143	Dig	9	URBUTIENE J	Fault			8-9	1	+	Serve	9	GROMOVA O	Serve Hit
										Spike	2	BARKANE I	Spike
144	Set	9	URBUTIENE J	Fault			8-10	2	+	Serve	9	GROMOVA O	Aces
145	Reception	4	BAUMGARTE M	Fault			8-11	3	+	Serve	9	GROMOVA O	Aces
146	Spike	5	ZILYTE V	Spike	+		9-11	2		Serve	9	GROMOVA O	Serve Hit
										Dig	8	SKUTANE Z	Fault
147	Serve	5	ZILYTE V	Fault			9-12	3	+	Block	12	KARLIETE L	Kill Block



PLAY BY PLAY

比赛回合文字播报

SET 4

Rally	LTU - Lithuania			Lead	Score	Lead	LAT - Latvia		
148			Opp error +		10-12	2	Serve	3 RUSINA N	Serve Hit
							Dig	9 GROMOVA O	Fault
149	Serve	10 CVIRKIENE R	Serve Hit						
	Spike	9 URBUTIENE J	Spike +		11-12	1	Block	12 KARLIETE L	Fault
150	Serve	10 CVIRKIENE R	Fault		11-13	2	+ Block	8 SKUTANE Z	Kill Block
151			Opp error +		12-13	1	Serve	12 KARLIETE L	Serve Hit
							Dig	6 JEGOROVA O	Fault
152	Serve	2 VERBUVIENE J	Serve Hit						
	Block	9 URBUTIENE J	Fault		12-14	2	+ Spike	10 JERMOLENKO I	Spike
153	Spike	10 CVIRKIENE R	Spike +		13-14	1	Serve	2 BARKANE I	Serve Hit
							Dig	6 JEGOROVA O	Fault
154	Serve	4 BAUMGARTE M	Aces +		14-14		Reception	3 RUSINA N	Fault
155	Serve	4 BAUMGARTE M	Aces +	1	15-14			T E A M	Fault
156	Serve	4 BAUMGARTE M	Aces +	2	16-14		Reception	3 RUSINA N	Fault
157	Serve	4 BAUMGARTE M	Serve Hit						
	Dig	4 BAUMGARTE M	Fault	1	16-15		+ Spike	10 JERMOLENKO I	Spike
158	Spike	9 URBUTIENE J	Spike +	2	17-15		Serve	8 SKUTANE Z	Serve Hit
							Dig	2 BARKANE I	Fault
159	Serve	9 URBUTIENE J	Serve Hit						
			Opp error +	3	18-15		Spike	3 RUSINA N	Fault
160	Serve	9 URBUTIENE J	Serve Hit						
			Opp error +	4	19-15		Set	12 KARLIETE L	Fault
161	Serve	9 URBUTIENE J	Serve Hit						
	Dig	6 DMITRIJEVA V	Fault	3	19-16		+ Spike	9 GROMOVA O	Spike
162	Reception	2 VERBUVIENE J	Fault	2	19-17		+ Serve	10 JERMOLENKO I	Aces
163	Block	5 ZILYTE V	Kill Block +	3	20-17		Serve	10 JERMOLENKO I	Serve Hit
							Block	3 RUSINA N	Fault
164	Serve	6 DMITRIJEVA V	Aces +	4	21-17		Reception	6 JEGOROVA O	Fault
							Sub	10 JERMOLENKO I	Out
								5 IVANOVA D	In
							Sub	12 KARLIETE L	Out
								7 DZALBA U	In
165	Serve	6 DMITRIJEVA V	Serve Hit						
	Block	5 ZILYTE V	Kill Block +	5	22-17		Spike	7 DZALBA U	Fault
166	Serve	6 DMITRIJEVA V	Aces +	6	23-17				
							Reception	8 SKUTANE Z	Fault
167	Serve	6 DMITRIJEVA V	Serve Hit						
		T E A M	Fault	5	23-18		+ Spike	7 DZALBA U	Spike
168	Spike	5 ZILYTE V	Fault	4	23-19		Serve	9 GROMOVA O	Serve Hit
							+ Block	2 BARKANE I	Kill Block
169	Spike	10 CVIRKIENE R	Spike +	5	24-19		Serve	9 GROMOVA O	Serve Hit
								T E A M	Fault
170	Serve	5 ZILYTE V	Aces +	6	25-19		Reception	6 JEGOROVA O	Fault

Legend:

+ Point scored by team Opp Opponent Sub Substitution



MATCH RESULT

比赛结果表

P2

Match Duration: 1h20m
Spectators: 2,050

LTU vs LAT
3 vs 1

Team	Sets	1	2	3	4	Total
LTU	3	16	25	25	25	91
LAT	1	25	16	19	19	79
	Playing Time	16m	17m	19m	19m	1h11m

First Referee: MANNERSUO Sari (FIN)

Second Referee: FELDSHTEYN Viktor (UKR)

LTU - LITHUANIA								
No	C/L	Name	1	2	3	4	5	Pts
2		VERBUVIENE Jurate	3	2	3	2		5
3		BUDINIENE Liudmila	6	5	6			0
4	C	BAUMGARTE Malda	4	3	4	3		12
5		ZILYTE Virginija	1	6	1	6		10
6		DMITRIJEVA Virginija			3	5		2
7		LATAUSKAITE Rita						0
8		SUSINSKYTE Neringa		10	2	1		8
9		URBUTIENE Jolita	5	4	5	4		14
10		CVIRKIENE Ruta	2	1		8		6
Head Coach:		CVIRKIENE Ruta (LTU)						
Assistant Coach:		IVANAUSKAITE Asta (LTU)						

LAT - LATVIA								
No	C/L	Name	1	2	3	4	5	Pts
2	C	BARKANE Inara	2	2	2	3		6
3		RUSINA Nellija	6	6	6	1		3
4		GAILITE Ivonna						0
5		IVANOVA Diana				10		0
6	L	JEGOROVA Olga	L	L	L	L		0
7		DZALBA Una		9		12		2
8		SKUTANE Zanna	3	3	3	4		11
9		GROMOVA Oksana	5	5	5	6		10
10		JERMOLENKO Irina	4	4	4	5		20
11		SILA Linda	1	1	1			1
12		KARLIETE Liga		10	11	2		2
Head Coach:		KOTANE Vita (LAT)						
Assistant Coach:		KOTANS Kristaps (LAT)						

TEAM AND PLAYER PERFORMANCES

Won	Total Atts	No	Name
25	80	Total Team	
7	19	9	URBUTIENE Jolita
6	15	4	BAUMGARTE Malda
5	14	5	ZILYTE Virginija
9	31	Total Team	
3	8	5	ZILYTE Virginija
3	8	9	URBUTIENE Jolita
1	6	4	BAUMGARTE Malda
23	90	Total Team	
6	16	8	SUSINSKYTE Neringa
5	15	4	BAUMGARTE Malda
4	21	9	URBUTIENE Jolita
34		Total Team	
91	201	Total Team	
14	48	9	URBUTIENE Jolita

Scoring Skills
Spike
Block
Serve
Opp Error
Total
Best Scorer

Won	Total Atts	No	Name
35	75	Total Team	
16	32	10	JERMOLENKO Irina
8	10	8	SKUTANE Zanna
5	9	9	GROMOVA Oksana
8	30	Total Team	
2	5	2	BARKANE Inara
2	4	9	GROMOVA Oksana
1	6	3	RUSINA Nellija
12	80	Total Team	
3	13	10	JERMOLENKO Irina
3	10	9	GROMOVA Oksana
2	27	2	BARKANE Inara
24		Total Team	
79	185	Total Team	
20	50	10	JERMOLENKO Irina

Legend:			
Atts	Attempts	C	Team Captain
n	Starting Line-Up where n=starting position on Court (i.e. positions 1 to 6)	L	Libero Player
nn	Substitute where nn=jersey number of out going player	Opp	Opponent
		L	Substitute Libero
		Pts	Points scored



MATCH STATISTICS

比赛技术统计

P3

Match Duration: 1h20m
Spectators: 2,050




LTU vs LAT
3 vs 1

Team	Sets	1	2	3	4	Total
LTU	3	16	25	25	25	91
LAT	1	25	16	19	19	79
Playing Time		16m	17m	19m	19m	1h11m

First Referee: MANNERSUO Sari (FIN)

Second Referee: FELDSHTEYN Viktor (UKR)

LTU - LITHUANIA

Scoring Spikers	Rk	No	Name	Spikes	Faults	Shots	Total Attempts	Eff %
	1	5	ZILYTE Virginija	5	1	8	14	28.57
	2	10	CVIRKIENE Ruta	5	2	5	12	25.00
	3	9	URBUTIENE Jolita	7	3	9	19	21.05
	4	4	BAUMGARTE Malda	6	3	6	15	20.00
		2	VERBUVIENE Jurate	1	2	7	10	
		3	BUDINIENE Liudmila	-	1	4	5	
		8	SUSINSKYTE Neringa	1	1	3	5	
Limit	6		DMITRIJEVA Virginija	-	-	-	-	
15.00 %	7		LATAUSKAITE Rita	-	-	-	-	
Team Totals				25	13	42	80	15.00
Scoring Blockers	Rk	No	Name	Kill Blocks	Faults	Rebounds	Total Attempts	Avg by Set
	1	5	ZILYTE Virginija	3	2	3	8	0.75
	1	9	URBUTIENE Jolita	3	4	1	8	0.75
	3	4	BAUMGARTE Malda	1	3	2	6	0.25
	3	2	VERBUVIENE Jurate	1	2	1	4	0.25
	3	8	SUSINSKYTE Neringa	1	-	-	1	0.25
	6	3	BUDINIENE Liudmila	-	3	-	3	0.00
	6	10	CVIRKIENE Ruta	-	1	-	1	0.00
	6		DMITRIJEVA Virginija	-	-	-	-	
	7		LATAUSKAITE Rita	-	-	-	-	
Team Totals				9	15	7	31	2.25
Scoring Servers	Rk	No	Name	Aces	Faults	Serve Hits	Total Attempts	Avg by Set
	1	8	SUSINSKYTE Neringa	6	2	8	16	1.50
	2	4	BAUMGARTE Malda	5	-	10	15	1.25
	3	9	URBUTIENE Jolita	4	-	17	21	1.00
	4	2	VERBUVIENE Jurate	3	-	10	13	0.75
	5	6	DMITRIJEVA Virginija	2	-	6	8	0.50
	5	5	ZILYTE Virginija	2	2	4	8	0.50
	7	10	CVIRKIENE Ruta	1	1	4	6	0.25
	8	3	BUDINIENE Liudmila	-	2	1	3	0.00
	7		LATAUSKAITE Rita	-	-	-	-	
Team Totals				23	7	60	90	5.75
Team	Opponent Errors & Team Faults			34	6			



MATCH STATISTICS

比赛技术统计

P3

Match Duration: 1h20m
Spectators: 2,050




LTU vs LAT
3 vs 1

Team	Sets	1	2	3	4	Total
LTU	3	16	25	25	25	91
LAT	1	25	16	19	19	79
Playing Time		16m	17m	19m	19m	1h11m

First Referee: MANNERSUO Sari (FIN)

Second Referee: FELDSHTEYN Viktor (UKR)

LTU - LITHUANIA

Non-scoring Diggers	Rk	No	Name	Digs	Faults	Receptions	Total Attempts	Avg by Set
	1	5	ZILYTE Virginija	9	1	-	10	2.25
	2	9	URBUTIENE Jolita	5	4	1	10	1.25
	2	2	VERBUVIENE Jurate	5	1	2	8	1.25
	4	4	BAUMGARTE Malda	3	5	1	9	0.75
	4	6	DMITRIJEVA Virginija	3	2	-	5	0.75
	6	10	CVIRKIENE Ruta	1	2	-	3	0.25
	7	3	BUDINIENE Liudmila	-	5	1	6	0.00
	7	8	SUSINSKYTE Neringa	-	2	-	2	0.00
7 LATAUSKAITE Rita				-	-	-	-	-
Team Totals				26	22	5	53	6.50
Non-scoring Setters	Rk	No	Name	Running Sets	Faults	Still Sets	Total Attempts	Avg by Set
	1	10	CVIRKIENE Ruta	1	-	9	10	0.25
	1	5	ZILYTE Virginija	1	-	8	9	0.25
	3	2	VERBUVIENE Jurate	-	-	13	13	0.00
	3	9	URBUTIENE Jolita	-	1	10	11	0.00
	3	4	BAUMGARTE Malda	-	2	7	9	0.00
	3	8	SUSINSKYTE Neringa	-	1	5	6	0.00
	3	3	BUDINIENE Liudmila	-	2	2	4	0.00
	3	6	DMITRIJEVA Virginija	-	-	2	2	0.00
7 LATAUSKAITE Rita				-	-	-	-	-
Team Totals				2	6	56	64	0.50
Non-scoring Receivers	Rk	No	Name	Excellents	Faults	Serve Receptions	Total Attempts	Succ %
		3	BUDINIENE Liudmila	10	2	3	15	
		5	ZILYTE Virginija	8	1	4	13	
		9	URBUTIENE Jolita	9	1	3	13	
		2	VERBUVIENE Jurate	9	3	1	13	
		4	BAUMGARTE Malda	3	2	3	8	
		6	DMITRIJEVA Virginija	2	-	2	4	
		8	SUSINSKYTE Neringa	2	1	-	3	
		10	CVIRKIENE Ruta	1	-	-	1	
7 LATAUSKAITE Rita				-	-	-	-	
Team Totals				44	10	16	70	62.86
Limit	25.00 %							

Legend:	Avg	Eff%	Rk	Succ %
	Average	Efficiency	Rank	Success %



MATCH STATISTICS

比赛技术统计

P3

Match Duration: 1h20m
Spectators: 2,050




LTU vs LAT
3 vs 1

Team	Sets	1	2	3	4	Total
LTU	3	16	25	25	25	91
LAT	1	25	16	19	19	79
Playing Time		16m	17m	19m	19m	1h11m

First Referee: MANNERSUO Sari (FIN)

Second Referee: FELDSHTEYN Viktor (UKR)

LAT - LATVIA

Scoring Spikers	Rk	No	Name	Spikes	Faults	Shots	Total Attempts	Eff %
	1	10	JERMOLENKO Irina	16	6	10	32	31.25
		8	SKUTANE Zanna	8	2	-	10	
		9	GROMOVA Oksana	5	1	3	9	
		2	BARKANE Inara	2	3	2	7	
		7	DZALBA Una	2	2	2	6	
		3	RUSINA Nellija	1	3	2	6	
		11	SILA Linda	-	1	2	3	
		12	KARLIETE Liga	1	-	1	2	
		4	GAILITE Ivonna	-	-	-	-	
		5	IVANOVA Diana	-	-	-	-	
		6	JEGOROVA Olga	-	-	-	-	
Limit	15.00 %							
Team Totals				35	18	22	75	22.67
Scoring Blockers	Rk	No	Name	Kill Blocks	Faults	Rebounds	Total Attempts	Avg by Set
	1	2	BARKANE Inara	2	2	1	5	0.50
	1	9	GROMOVA Oksana	2	-	2	4	0.50
	3	3	RUSINA Nellija	1	2	3	6	0.25
	3	10	JERMOLENKO Irina	1	2	2	5	0.25
	3	12	KARLIETE Liga	1	2	2	5	0.25
	3	8	SKUTANE Zanna	1	1	-	2	0.25
	7	7	DZALBA Una	-	3	-	3	0.00
		4	GAILITE Ivonna	-	-	-	-	
		5	IVANOVA Diana	-	-	-	-	
		6	JEGOROVA Olga	-	-	-	-	
		11	SILA Linda	-	-	-	-	
Team Totals				8	12	10	30	2.00
Scoring Servers	Rk	No	Name	Aces	Faults	Serve Hits	Total Attempts	Avg by Set
	1	10	JERMOLENKO Irina	3	-	10	13	0.75
	1	9	GROMOVA Oksana	3	-	7	10	0.75
	3	2	BARKANE Inara	2	2	23	27	0.50
	3	8	SKUTANE Zanna	2	3	6	11	0.50
	5	11	SILA Linda	1	-	7	8	0.25
	5	3	RUSINA Nellija	1	1	5	7	0.25
	7	7	DZALBA Una	-	-	2	2	0.00
	7	12	KARLIETE Liga	-	-	2	2	0.00
		4	GAILITE Ivonna	-	-	-	-	
		5	IVANOVA Diana	-	-	-	-	
		6	JEGOROVA Olga	-	-	-	-	
Team Totals				12	6	62	80	3.00
Team	Opponent Errors & Team Faults			24	6			



MATCH STATISTICS

比赛技术统计

P3

Match Duration: 1h20m
Spectators: 2,050




LTU vs LAT
3 vs 1

Team	Sets	1	2	3	4	Total
LTU	3	16	25	25	25	91
LAT	1	25	16	19	19	79
Playing Time		16m	17m	19m	19m	1h11m

First Referee: MANNERSUO Sari (FIN)

Second Referee: FELDSHTEYN Viktor (UKR)

LAT - LATVIA

Non-scoring Diggers	Rk	No	Name	Digs	Faults	Receptions	Total Attempts	Avg by Set
	1	2	BARKANE Inara	9	4	-	13	2.25
	2	11	SILA Linda	7	3	-	10	1.75
	3	10	JERMOLENKO Irina	4	1	1	6	1.00
	4	6	JEGOROVA Olga	3	5	3	11	0.75
	5	3	RUSINA Nellija	2	2	1	5	0.50
	5	9	GROMOVA Oksana	2	1	1	4	0.50
	7	8	SKUTANE Zanna	1	3	3	7	0.25
	7	12	KARLIETE Liga	1	1	2	4	0.25
	9	7	DZALBA Una	-	1	-	1	0.00
		4	GAILITE Ivonna	-	-	-	-	-
	5	IVANOVA Diana	-	-	-	-	-	
Team Totals				29	21	11	61	7.25
Non-scoring Setters	Rk	No	Name	Running Sets	Faults	Still Sets	Total Attempts	Avg by Set
	1	10	JERMOLENKO Irina	1	1	8	10	0.25
	2	9	GROMOVA Oksana	-	-	12	12	0.00
	2	3	RUSINA Nellija	-	1	11	12	0.00
	2	2	BARKANE Inara	-	-	6	6	0.00
	2	11	SILA Linda	-	2	2	4	0.00
	2	8	SKUTANE Zanna	-	-	1	1	0.00
	2	12	KARLIETE Liga	-	1	-	1	0.00
		4	GAILITE Ivonna	-	-	-	-	
		5	IVANOVA Diana	-	-	-	-	
		6	JEGOROVA Olga	-	-	-	-	
	7	DZALBA Una	-	-	-	-		
Team Totals				1	5	40	46	0.25
Non-scoring Receivers	Rk	No	Name	Excellents	Faults	Serve Receptions	Total Attempts	Succ %
	1	2	BARKANE Inara	16	2	3	21	76.19
		6	JEGOROVA Olga	6	6	1	13	
		10	JERMOLENKO Irina	10	-	2	12	
		3	RUSINA Nellija	5	5	2	12	
		9	GROMOVA Oksana	3	2	2	7	
		8	SKUTANE Zanna	-	5	1	6	
		11	SILA Linda	1	3	1	5	
		12	KARLIETE Liga	2	-	1	3	
		7	DZALBA Una	-	-	1	1	
		4	GAILITE Ivonna	-	-	-	-	
	5	IVANOVA Diana	-	-	-	-		
Team Totals				43	23	14	80	53.75
Limit								
25.00 %								

Legend:	Avg	Eff%	Rk	Succ %
Average	Efficiency	Rank	Success %	Success %



START LIST

参赛名单

USA vs LAT

P1

First Referee: AN Qi (CHN)

Second Referee: MEULENKAMP Martijn (NED)

USA - UNITED STATES of AMERICA Uniform Colour: WHITE

No	C/L	Name	Sport Class	Date of Birth	Tournament Totals				
					Spike	Block	Serve	Total	%
1		WEBSTER Lora	D	26 AUG 1986	4	7	0	11	12.22
3	C	MAYMON Brenda	D	4 JUN 1985	2	2	3	7	7.78
5		HOLLOWAY Katie	D	8 JUN 1986	16	7	2	25	27.78
6		ERICKSON Heather	D	9 MAY 1993	13	4	3	20	22.22
7		KRISS Sugui	D	6 JUL 1987	0	0	0	0	0.00
8		LEWELLEN Hope	D	20 APR 1967	0	0	0	0	0.00
9		McWILLIAMS Gina	D	16 JUL 1965	0	0	0	0	0.00
10	L	MILLER Kari	D	16 APR 1977	0	0	0	0	0.00
11		ALDRICH Allison	D	19 JAN 1988	6	2	0	8	8.89
13		MILLAGE Nichole	D	27 MAR 1977	1	3	3	7	7.78
15		LANCASTER Kendra	D	2 JUL 1987	9	1	2	12	13.33
18		GOULDIE Alexandra	D	13 MAY 1991	0	0	0	0	0.00

Head Coach: HULETT Michael (USA)

Assistant: van de WALLE Denise (USA)

Results in these Paralympic Games	Phase	Opponent	Sets	Points per Set
	Preliminary-Pool B	CHN	0 - 3	14-25, 21-25, 19-25
	Preliminary-Pool B	LTU	3 - 0	25-15, 25-18, 25-9

LAT - LATVIA Uniform Colour: RED

No	C/L	Name	Sport Class	Date of Birth	Tournament Totals				
					Spike	Block	Serve	Total	%
2	C	BARKANE Inara	D	24 AUG 1963	2	2	2	6	9.09
3		RUSINA Nellija	D	24 AUG 1963	2	1	2	5	7.58
4		GAILITE Ivonna	D	31 MAY 1971	0	0	0	0	0.00
5		IVANOVA Diana	D	8 MAY 1989	0	0	0	0	0.00
6	L	JEGOROVA Olga	D	18 AUG 1987	0	0	0	0	0.00
7		DZALBA Una	MD	10 MAR 1987	2	0	0	2	3.03
8		SKUTANE Zanna	D	11 MAY 1977	11	3	2	16	24.24
9		GROMOVA Oksana	D	16 MAR 1968	5	2	3	10	15.15
10		JERMOLENKO Irina	MD	30 JUN 1965	16	3	4	23	34.85
11		SILA Linda	D	24 JUL 1985	0	0	1	1	1.52
12		KARLIETE Liga	D	17 JUN 1975	2	1	0	3	4.55

Head Coach: KOTANE Vita (LAT)

Assistant: KOTANS Kristaps (LAT)

Results in these Paralympic Games	Phase	Opponent	Sets	Points per Set
	Preliminary-Pool B	LTU	1 - 3	25-16, 16-25, 19-25, 19-25
	Preliminary-Pool B	CHN	0 - 3	4-25, 7-25, 16-25

Legend: % Percent of total team scoring C Team Captain L Libero Player



PLAY BY PLAY

比赛回合文字播报

Match Duration: 57m
Spectators: 800

USA vs LAT
3 0

Team	Sets	1	2	3	Total
USA	3	25	25	25	75
LAT	0	12	17	11	40
Playing Time		16m	16m	19m	51m

First Referee: AN Qi (CHN)

Second Referee: MEULENKAMP Martijn (NED)

SET 1

Rally	USA - United States of America				Lead	Score	Lead	LAT - Latvia			
1	Spike	5	HOLLOWAY K	Spike +	1	1-0		Serve	12	KARLIETE L	Serve Hit
								Dig	12	KARLIETE L	Fault
2	Serve	11	ALDRICH A	Aces +	2	2-0		Reception	6	JEGOROVA O	Fault
3	Serve	11	ALDRICH A	Aces +	3	3-0		Reception	6	JEGOROVA O	Fault
4	Serve	11	ALDRICH A	Aces +	4	4-0		Reception	12	KARLIETE L	Fault
5	Serve	11	ALDRICH A	Serve Hit				Dig	2	BARKANE I	Fault
	Block	5	HOLLOWAY K	Kill Block +	5	5-0					
6	Serve	11	ALDRICH A	Serve Hit				Block	11	SILA L	Fault
	Spike	15	LANCASTER K	Spike +	6	6-0					
7	Serve	11	ALDRICH A	Serve Hit				Spike	8	SKUTANE Z	Fault
	Block	5	HOLLOWAY K	Kill Block +	7	7-0					
8	Serve	11	ALDRICH A	Serve Hit				Dig	12	KARLIETE L	Fault
	Spike	11	ALDRICH A	Spike +	8	8-0					
9	Serve	11	ALDRICH A	Serve Hit				Spike	8	SKUTANE Z	Fault
	Opp error			Opp error +	9	9-0					
10	Serve	11	ALDRICH A	Serve Hit							
	Dig	11	ALDRICH A	Fault	8	9-1	+				Opp error
11	Serve	11	ALDRICH A	Serve Hit				Serve	11	SILA L	Serve Hit
	Spike	15	LANCASTER K	Fault	7	9-2	+				Opp error
12				Opp error +	8	10-2		Serve	11	SILA L	Fault
13	Serve	3	MAYMON B	Serve Hit							
	Dig	11	ALDRICH A	Fault	7	10-3	+	Spike	10	JERMOLENKO I	Spike
14	Serve	3	MAYMON B	Serve Hit				Serve	2	BARKANE I	Serve Hit
	Spike	5	HOLLOWAY K	Fault	6	10-4	+				Opp error
15	Serve	3	MAYMON B	Serve Hit				Serve	2	BARKANE I	Serve Hit
	Spike	1	WEBSTER L	Spike +	7	11-4		T E A M			Fault
16	Serve	5	HOLLOWAY K	Aces +	8	12-4		Reception	2	BARKANE I	Fault
17	Serve	5	HOLLOWAY K	Serve Hit							
	Dig	11	ALDRICH A	Fault	7	12-5	+	Block	8	SKUTANE Z	Kill Block
18	Block	6	ERICKSON H	Kill Block +	8	13-5		Serve	8	SKUTANE Z	Fault
19	Serve	15	LANCASTER K	Fault	7	13-6	+	Block	9	GROMOVA O	Kill Block
20	Serve	15	LANCASTER K	Fault				Serve	10	JERMOLENKO I	Serve Hit
	Dig	1	WEBSTER L	Fault	6	13-7	+	Spike	12	KARLIETE L	Spike
21				Opp error +	7	14-7		Serve	10	JERMOLENKO I	Fault
								Sub	10	JERMOLENKO I	Out
									3	RUSINA N	In
								Sub	11	SILA L	Out
									7	DZALBA U	In
22	Serve	1	WEBSTER L	Serve Hit							
	Block	6	ERICKSON H	Fault	6	14-8	+	Spike	7	DZALBA U	Spike



PLAY BY PLAY

比赛回合文字播报

SET 1

Rally	USA - United States of America				Lead	Score	Lead	LAT - Latvia		
23	Spike	3 MAYMON B	Spike	+	7	15-8		Serve	9 GROMOVA O	Serve Hit
	Block							Block	12 KARLIETE L	Fault
	Sub	6 ERICKSON H	Out							
		18 GOULDIE A	In							
24	Serve	18 GOULDIE A	Serve Hit		8	16-8		Dig	7 DZALBA U	Fault
	Spike	3 MAYMON B	Spike	+						
25	Serve	18 GOULDIE A	Serve Hit		9	17-8		Block	7 DZALBA U	Fault
			Opp error	+						
26	Serve	18 GOULDIE A	Serve Hit		10	18-8		Spike	12 KARLIETE L	Fault
			Opp error	+						
TIMEOUT										
27	Serve	18 GOULDIE A	Serve Hit		9	18-9		+ Spike	12 KARLIETE L	Spike
	Dig	1 WEBSTER L	Fault							
	Sub	18 GOULDIE A	Out							
		6 ERICKSON H	In							
28	Serve	11 ALDRICH A	Spike	+	10	19-9		Serve	12 KARLIETE L	Serve Hit
	Dig							Dig	3 RUSINA N	Fault
	Sub	11 ALDRICH A	Out							
		7 KRISS S	In							
29	Serve	7 KRISS S	Serve Hit		9	19-10		+		Opp error
	Dig	3 MAYMON B	Fault							
	Sub	7 KRISS S	Out							
		11 ALDRICH A	In							
30	Serve	5 HOLLOWAY K	Spike	+	10	20-10		Serve	7 DZALBA U	Serve Hit
	Block							Block	2 BARKANE I	Fault
								Sub	7 DZALBA U	Out
								Sub	11 SILA L	In
								Sub	3 RUSINA N	Out
								Sub	10 JERMOLENKO I	In
31	Serve	3 MAYMON B	Serve Hit		9	20-11		+ Spike	10 JERMOLENKO I	Spike
	Block	5 HOLLOWAY K	Fault							
32	Serve	5 HOLLOWAY K	Serve Hit		10	21-11		Serve	2 BARKANE I	Serve Hit
	Spike	5 HOLLOWAY K	Spike	+				Dig	12 KARLIETE L	Fault
33	Serve	5 HOLLOWAY K	Serve Hit		11	22-11		Dig	10 JERMOLENKO I	Fault
	Block	15 LANCASTER K	Kill Block	+						
34	Serve	5 HOLLOWAY K	Serve Hit		12	23-11		Block	10 JERMOLENKO I	Fault
			Aces	+						
35	Serve	5 HOLLOWAY K	Serve Hit		13	24-11		Dig	12 KARLIETE L	Fault
	Spike	15 LANCASTER K	Spike	+						
36	Serve	5 HOLLOWAY K	Serve Hit		12	24-12		+		Opp error
			Fault							
37					13	25-12		Serve	8 SKUTANE Z	Serve Hit
			Opp error	+				Spike	9 GROMOVA O	Fault

SET 2

Rally	USA - United States of America				Lead	Score	Lead	LAT - Latvia		
38	Serve	1 WEBSTER L	Serve Hit		1	1-0		Set	3 RUSINA N	Fault
			Opp error	+						
39	Serve	1 WEBSTER L	Serve Hit			1-1		+ Block	2 BARKANE I	Kill Block
	Spike	6 ERICKSON H	Fault							



PLAY BY PLAY

比赛回合文字播报

SET 2

Rally	USA - United States of America			Lead	Score	Lead	LAT - Latvia			
40	Spike	9 McWILLIAMS G	Fault		1-2	1	+	Serve	2 BARKANE I	Serve Hit
										Opp error
41			Opp error	+				Serve	2 BARKANE I	Serve Hit
					2-2			Dig	2 BARKANE I	Fault
42	Serve	9 McWILLIAMS G	Aces	+	1			Reception	3 RUSINA N	Fault
43	Serve	9 McWILLIAMS G	Serve Hit							
			Opp error	+	2			Spike	8 SKUTANE Z	Fault
44	Serve	9 McWILLIAMS G	Serve Hit							
			Opp error	+	3			Block	7 DZALBA U	Fault
45	Serve	9 McWILLIAMS G	Serve Hit							
46	Spike	11 ALDRICH A	Spike	+	4			Block	8 SKUTANE Z	Fault
47	Serve	9 McWILLIAMS G	Fault							
					3			+		Opp error
48	Spike	6 ERICKSON H	Fault					Serve	8 SKUTANE Z	Serve Hit
					2			+		Opp error
49	Spike	6 ERICKSON H	Fault					Serve	8 SKUTANE Z	Serve Hit
					1			+		Opp error
50	Spike	1 WEBSTER L	Fault					Serve	8 SKUTANE Z	Serve Hit
					6-6			+	Block	9 GROMOVA O
51	Reception	10 MILLER K	Fault					+	Serve	8 SKUTANE Z
					6-7			+		Aces
52	Set	6 ERICKSON H	Fault					+	Serve	8 SKUTANE Z
					6-8			+		Aces
53	Spike	13 MILLAGE N	Spike	+				Serve	8 SKUTANE Z	Serve Hit
					7-8			Dig	8 SKUTANE Z	Fault
54	Serve	3 MAYMON B	Serve Hit							
	Dig	3 MAYMON B	Fault					+	Spike	7 DZALBA U
					7-9			+		Spike
55	Spike	6 ERICKSON H	Spike	+				Serve	7 DZALBA U	Serve Hit
					8-9			Dig	11 SILA L	Fault
56	Serve	6 ERICKSON H	Serve Hit							
	Spike	1 WEBSTER L	Spike	+				Dig	6 JEGOROVA O	Fault
57	Serve	6 ERICKSON H	Serve Hit							
	Spike	13 MILLAGE N	Spike	+	1			Dig	6 JEGOROVA O	Fault
58	Serve	6 ERICKSON H	Serve Hit							
	Serve	6 ERICKSON H	Serve Hit					+	Spike	7 DZALBA U
		T E A M	Fault		10-10			+		Spike
59								Serve	9 GROMOVA O	Serve Hit
			Opp error	+	1			Spike	2 BARKANE I	Fault
60	Serve	13 MILLAGE N	Serve Hit							
	Spike	11 ALDRICH A	Fault					+		Opp error
					11-11					
61	Spike	6 ERICKSON H	Spike	+	1			Serve	3 RUSINA N	Serve Hit
					12-11			Dig	3 RUSINA N	Fault
62	Serve	11 ALDRICH A	Serve Hit							
			Opp error	+	2			Set	11 SILA L	Fault
63	Serve	11 ALDRICH A	Aces	+	3			Reception	9 GROMOVA O	Fault
64	Serve	11 ALDRICH A	Aces	+	4			Reception	3 RUSINA N	Fault
65	Serve	11 ALDRICH A	Serve Hit							
			Opp error	+	5			Spike	2 BARKANE I	Fault
66	Serve	11 ALDRICH A	Serve Hit							
			Opp error	+	6			Spike	7 DZALBA U	Fault
67	Serve	11 ALDRICH A	Aces	+	7			Reception	11 SILA L	Fault
	Serve	11 ALDRICH A	Serve Hit							
	Block	3 MAYMON B	Kill Block	+	8			Spike	11 SILA L	Fault



PLAY BY PLAY

比赛回合文字播报

SET 2

Rally	USA - United States of America				Lead	Score	Lead	LAT - Latvia			
68	Serve	11 ALDRICH A	Serve Hit								
	Spike	3 MAYMON B	Fault		7	19-12	+				Opp error
69								Serve	11 SILA L	Serve Hit	
	Spike	11 ALDRICH A	Spike +		8	20-12		Block	7 DZALBA U	Fault	
70	Serve	1 WEBSTER L	Serve Hit								
			Opp error +		9	21-12		Dig	2 BARKANE I	Fault	
71	Serve	1 WEBSTER L	Serve Hit								
	Spike	3 MAYMON B	Fault		8	21-13	+				Opp error
72	Reception	11 ALDRICH A	Fault		7	21-14	+	Serve	2 BARKANE I	Aces	
								Serve	2 BARKANE I	Serve Hit	
73	Block	3 MAYMON B	Fault		6	21-15	+	Spike	7 DZALBA U	Spike	
								Serve	2 BARKANE I	Serve Hit	
74	Spike	6 ERICKSON H	Spike +		7	22-15		Block	8 SKUTANE Z	Fault	
	Sub	9 McWILLIAMS G	Out								
75		7 KRISS S	In								
	Serve	7 KRISS S	Serve Hit								
76	Spike	13 MILLAGE N	Fault		6	22-16	+	Block	8 SKUTANE Z	Kill Block	
								Serve	8 SKUTANE Z	Serve Hit	
77			Opp error +		7	23-16		Dig	7 DZALBA U	Fault	
	Serve	3 MAYMON B	Fault		6	23-17	+				Opp error
78								Serve	7 DZALBA U	Serve Hit	
	Spike	6 ERICKSON H	Spike +		7	24-17		Block	3 RUSINA N	Fault	
79								Sub	7 DZALBA U	Out	
	Serve	6 ERICKSON H	Serve Hit						12 KARLIETE L	In	
			Opp error +		8	25-17		Sub	11 SILA L	Out	
									10 JERMOLENKO I	In	
								Spike	3 RUSINA N	Fault	

SET 3

Rally	USA - United States of America				Lead	Score	Lead	LAT - Latvia			
80	Serve	18 GOULDIE A	Serve Hit					Serve	11 SILA L	Serve Hit	
	Spike	6 ERICKSON H	Spike +		1	1-0		Block	8 SKUTANE Z	Fault	
81	Block	6 ERICKSON H	Kill Block +		2	2-0					
	Serve	18 GOULDIE A	Serve Hit					Spike	10 JERMOLENKO I	Fault	
82	Block	13 MILLAGE N	Fault		1	2-1	+				Opp error
								Serve	2 BARKANE I	Serve Hit	
83	Serve	18 GOULDIE A	Serve Hit								
	Spike	13 MILLAGE N	Fault			2-2	+				Opp error
84			Opp error +		1	3-2		Serve	2 BARKANE I	Fault	
	Serve	3 MAYMON B	Serve Hit								
85	Spike	11 ALDRICH A	Spike +		2	4-2		Dig	11 SILA L	Fault	
	Serve	3 MAYMON B	Aces +		3	5-2		Reception	3 RUSINA N	Fault	
86	Serve	3 MAYMON B	Fault		2	5-3	+				Opp error
								Serve	8 SKUTANE Z	Serve Hit	
87								Set	9 GROMOVA O	Fault	
	Serve	6 ERICKSON H	Serve Hit								
88	Block	9 McWILLIAMS G	Kill Block +		4	7-3		Spike	10 JERMOLENKO I	Fault	



PLAY BY PLAY

比赛回合文字播报

SET 3

Rally	USA - United States of America				Lead	Score	Lead	LAT - Latvia		
	Serve	6 ERICKSON H	Serve Hit							
90	Spike	11 ALDRICH A	Spike +	5	8-3		Block	9 GROMOVA O	Fault	
	Serve	6 ERICKSON H	Serve Hit							
91			Opp error +	6	9-3		Spike	9 GROMOVA O	Fault	
	Serve	6 ERICKSON H	Serve Hit							
92	Spike	9 McWILLIAMS G	Spike +	7	10-3		Dig	11 SILA L	Fault	
	Serve	6 ERICKSON H	Aces +	8	11-3		Reception	11 SILA L	Fault	
	Serve	6 ERICKSON H	Serve Hit							
94			Opp error +	9	12-3		Spike	10 JERMOLENKO I	Fault	
							Sub	3 RUSINA N	Out	
								4 GAILITE I	In	
	Serve	6 ERICKSON H	Serve Hit							
95			Opp error +	10	13-3		Dig	9 GROMOVA O	Fault	
	Serve	6 ERICKSON H	Serve Hit							
96			Opp error +	11	14-3		Spike	10 JERMOLENKO I	Fault	
	Serve	6 ERICKSON H	Serve Hit							
97			Opp error +	12	15-3		Set	11 SILA L	Fault	
							Sub	10 JERMOLENKO I	Out	
								7 DZALBA U	In	
98	Serve	6 ERICKSON H	Aces +	13	16-3		Reception	7 DZALBA U	Fault	
	Sub	6 ERICKSON H	Out							
		8 LEWELLEN H	In							
	Serve	8 LEWELLEN H	Serve Hit							
99	Dig	3 MAYMON B	Fault	12	16-4					Opp error
							Serve	7 DZALBA U	Serve Hit	
100		T E A M	Fault	11	16-5		+ Block	11 SILA L	Kill Block	
	Block	9 McWILLIAMS G	Fault	10	16-6		+ Serve	7 DZALBA U	Aces	
							Serve	7 DZALBA U	Serve Hit	
102	Spike	9 McWILLIAMS G	Spike +	11	17-6		Dig	2 BARKANE I	Fault	
	Serve	13 MILLAGE N	Serve Hit							
103	Block	11 ALDRICH A	Kill Block +	12	18-6		Spike	11 SILA L	Fault	
							Sub	4 GAILITE I	Out	
								3 RUSINA N	In	
	Serve	13 MILLAGE N	Serve Hit							
104	Dig	9 McWILLIAMS G	Fault	11	18-7		+ Spike	11 SILA L	Spike	
							Serve	9 GROMOVA O	Serve Hit	
105	Spike	9 McWILLIAMS G	Fault	10	18-8		+		Opp error	
							Serve	9 GROMOVA O	Serve Hit	
106			Opp error +	11	19-8		Block	11 SILA L	Fault	
	Sub	11 ALDRICH A	Out							
		7 KRISS S	In							
	Serve	7 KRISS S	Serve Hit							
107	Spike	9 McWILLIAMS G	Spike +	12	20-8		Dig	7 DZALBA U	Fault	
							Sub	7 DZALBA U	Out	
								10 JERMOLENKO I	In	
	Serve	7 KRISS S	Serve Hit							
108	Spike	3 MAYMON B	Spike +	13	21-8		Block	3 RUSINA N	Fault	
	Serve	7 KRISS S	Aces +	14	22-8		Reception	9 GROMOVA O	Fault	
109	Serve	7 KRISS S	Aces +	14	22-8					
110	Serve	7 KRISS S	Aces +	15	23-8		Block	11 SILA L	Fault	



PLAY BY PLAY

比赛回合文字播报

SET 3

Rally	USA - United States of America			Lead	Score	Lead	LAT - Latvia		
111	Serve	7 KRISS S	Serve Hit						
	Spike	18 GOULDIE A	Fault	14	23-9		+		Opp error
112			Opp error	+	15	24-9		Serve	3 RUSINA N
								Block	8 SKUTANE Z
113	Serve	9 McWILLIAMS G	Serve Hit						
	Spike	8 LEWELLEN H	Fault	14	24-10		+	Block	8 SKUTANE Z
114								Serve	11 SILA L
	Spike	8 LEWELLEN H	Fault	13	24-11		+		Opp error
115								Serve	11 SILA L
	Spike	3 MAYMON B	Spike	+	14	25-11		Spike	2 BARKANE I

Legend:

+ Point scored by team **Opp** Opponent **Sub** Substitution



MATCH RESULT

比赛结果表

P2

Match Duration: 57m
Spectators: 800

USA vs LAT
3 vs 0

Team	Sets	1	2	3	Total
USA	3	25	25	25	75
LAT	0	12	17	11	40
Playing Time		16m	16m	19m	51m

First Referee: AN Qi (CHN)

Second Referee: MEULENKAMP Martijn (NED)

USA - UNITED STATES of AMERICA							
No	C/L	Name	1	2	3	4	5 Pts
1		WEBSTER Lora	6	1			2
3	C	MAYMON Brenda	3	3	3		6
5		HOLLOWAY Katie	4				7
6		ERICKSON Heather	1	4	4		9
7		KRISS Sugui	11	9	11		2
8		LEWELLEN Hope			6		0
9		McWILLIAMS Gina		2	1		5
10	L	MILLER Kari	L	L	L		0
11		ALDRICH Allison	2	6	6		13
13		MILLAGE Nichole		5	5		2
15		LANCASTER Kendra	5				3
18		GOULDIE Alexandra	6		2		0
Head Coach: HULETT Michael (USA)							
Assistant Coach: van de WALLE Denise (USA)							

LAT - LATVIA							
No	C/L	Name	1	2	3	4	5 Pts
2	C	BARKANE Inara	3	2	2		2
3		RUSINA Nellija	10	6	6		0
4		GAILITE Ivonna			3		0
5		IVANOVA Diana					0
6	L	JEGOROVA Olga	L	L	L		0
7		DZALBA Una	11	4	10		5
8		SKUTANE Zanna	4	3	3		5
9		GROMOVA Oksana	6	5	5		2
10		JERMOLENKO Irina	5	11	4		2
11		SILA Linda	2	1	1		2
12		KARLIETE Liga	1	7			2
Head Coach: KOTANE Vita (LAT)							
Assistant Coach: KOTANS Kristaps (LAT)							

TEAM AND PLAYER PERFORMANCES

Won	Total Atts	No	Name
27	67	Total Team	
6	10	11	ALDRICH Allison
5	10	6	ERICKSON Heather
4	7	3	MAYMON Brenda
8	27	Total Team	
2	5	6	ERICKSON Heather
2	5	5	HOLLOWAY Katie
1	5	11	ALDRICH Allison
14	73	Total Team	
6	17	11	ALDRICH Allison
2	14	6	ERICKSON Heather
2	7	7	KRISS Sugui
26		Total Team	
75	167	Total Team	
13	32	11	ALDRICH Allison

Scoring Skills
Spike
Block
Serve
Opp Error
Total
Best Scorer

Won	Total Atts	No	Name
9	66	Total Team	
4	15	7	DZALBA Una
2	13	10	JERMOLENKO Irina
2	4	12	KARLIETE Liga
7	26	Total Team	
3	7	8	SKUTANE Zanna
2	5	9	GROMOVA Oksana
1	4	11	SILA Linda
4	42	Total Team	
2	10	8	SKUTANE Zanna
1	10	2	BARKANE Inara
1	6	7	DZALBA Una
20		Total Team	
40	134	Total Team	
5	24	7	DZALBA Una

Legend:			
Atts	Attempts	C	Team Captain
n	Starting Line-Up where n=starting position on Court (i.e. positions 1 to 6)	L	Libero Player
nn	Substitute where nn=jersey number of out going player	Opp	Opponent
		L	Substitute Libero
		Pts	Points scored



MATCH STATISTICS

比赛技术统计

P3

Match Duration: 57m
Spectators: 800




USA vs LAT
3 0

Team	Sets	1	2	3	Total
USA	3	25	25	25	75
LAT	0	12	17	11	40
Playing Time		16m	16m	19m	51m

First Referee: AN Qi (CHN)

Second Referee: MEULENKAMP Martijn (NED)

USA - UNITED STATES of AMERICA

Scoring Spikers	Rk	No	Name	Spikes	Faults	Shots	Total Attempts	Eff %
		11	ALDRICH Allison	6	1	3	10	
		9	McWILLIAMS Gina	3	2	5	10	
		6	ERICKSON Heather	5	3	2	10	
		3	MAYMON Brenda	4	2	1	7	
		13	MILLAGE Nichole	2	2	3	7	
		1	WEBSTER Lora	2	1	3	6	
		15	LANCASTER Kendra	2	1	3	6	
		5	HOLLOWAY Katie	3	1	1	5	
		18	GOULDIE Alexandra	-	1	3	4	
		8	LEWELLEN Hope	-	2	-	2	
		7	KRISS Sugui	-	-	-	-	
	10	MILLER Kari	-	-	-	-		
Limit 15.00 %	Team Totals			27	16	24	67	16.42
Scoring Blockers	Rk	No	Name	Kill Blocks	Faults	Rebounds	Total Attempts	Avg by Set
	1	5	HOLLOWAY Katie	2	1	2	5	0.67
	1	6	ERICKSON Heather	2	1	2	5	0.67
	3	11	ALDRICH Allison	1	-	4	5	0.33
	3	3	MAYMON Brenda	1	1	3	5	0.33
	3	9	McWILLIAMS Gina	1	1	1	3	0.33
	3	15	LANCASTER Kendra	1	-	-	1	0.33
	7	13	MILLAGE Nichole	-	1	1	2	0.00
	7	18	GOULDIE Alexandra	-	-	1	1	0.00
		1	WEBSTER Lora	-	-	-	-	
		7	KRISS Sugui	-	-	-	-	
		8	LEWELLEN Hope	-	-	-	-	
	10	MILLER Kari	-	-	-	-		
	Team Totals			8	5	14	27	2.67
Scoring Servers	Rk	No	Name	Aces	Faults	Serve Hits	Total Attempts	Avg by Set
	1	11	ALDRICH Allison	6	-	11	17	2.00
	2	6	ERICKSON Heather	2	-	12	14	0.67
	2	7	KRISS Sugui	2	-	5	7	0.67
	2	5	HOLLOWAY Katie	2	1	3	6	0.67
	5	3	MAYMON Brenda	1	2	4	7	0.33
	5	9	McWILLIAMS Gina	1	1	4	6	0.33
	7	18	GOULDIE Alexandra	-	-	6	6	0.00
	7	1	WEBSTER Lora	-	-	5	5	0.00
	7	13	MILLAGE Nichole	-	-	3	3	0.00
	7	8	LEWELLEN Hope	-	-	1	1	0.00
	7	15	LANCASTER Kendra	-	1	-	1	0.00
	10	MILLER Kari	-	-	-	-		
	Team Totals			14	5	54	73	4.67
Team	Opponent Errors & Team Faults			26	2			



MATCH STATISTICS

比赛技术统计

P3

Match Duration: 57m
Spectators: 800

USA vs LAT
3 vs 0

Team	Sets	1	2	3	Total
USA	3	25	25	25	75
LAT	0	12	17	11	40
Playing Time		16m	16m	19m	51m

First Referee: AN Qi (CHN)

Second Referee: MEULENKAMP Martijn (NED)

USA - UNITED STATES of AMERICA

Non-scoring Diggers		Rk	No	Name	Digs	Faults	Receptions	Total Attempts	Avg by Set
		1	1	WEBSTER Lora	8	2	-	10	2.67
		2	6	ERICKSON Heather	6	-	-	6	2.00
		3	3	MAYMON Brenda	4	3	2	9	1.33
		3	18	GOULDIE Alexandra	4	-	1	5	1.33
		3	8	LEWELLEN Hope	4	-	-	4	1.33
		6	10	MILLER Kari	3	-	2	5	1.00
		6	9	McWILLIAMS Gina	3	1	1	5	1.00
		6	13	MILLAGE Nichole	3	-	-	3	1.00
		9	11	ALDRICH Allison	2	3	-	5	0.67
		10	5	HOLLOWAY Katie	1	-	-	1	0.33
			7	KRISS Sugui	-	-	-	-	-
			15	LANCASTER Kendra	-	-	-	-	-
Team Totals					38	9	6	53	12.67
Non-scoring Setters		Rk	No	Name	Running Sets	Faults	Still Sets	Total Attempts	Avg by Set
		1	1	WEBSTER Lora	1	-	5	6	0.33
		1	9	McWILLIAMS Gina	1	-	3	4	0.33
		3	3	MAYMON Brenda	-	-	24	24	0.00
		3	11	ALDRICH Allison	-	-	9	9	0.00
		3	13	MILLAGE Nichole	-	-	4	4	0.00
		3	6	ERICKSON Heather	-	1	1	2	0.00
		3	5	HOLLOWAY Katie	-	-	1	1	0.00
		3	10	MILLER Kari	-	-	1	1	0.00
		3	18	GOULDIE Alexandra	-	-	1	1	0.00
			7	KRISS Sugui	-	-	-	-	-
			8	LEWELLEN Hope	-	-	-	-	-
			15	LANCASTER Kendra	-	-	-	-	-
Team Totals					2	1	49	52	0.67
Non-scoring Receivers		Rk	No	Name	Excellents	Faults	Serve Receptions	Total Attempts	Succ %
		1	10	MILLER Kari	4	1	4	9	44.44
			1	WEBSTER Lora	5	-	-	5	
			3	MAYMON Brenda	2	-	2	4	
			11	ALDRICH Allison	1	1	2	4	
			6	ERICKSON Heather	3	-	-	3	
			7	KRISS Sugui	3	-	-	3	
			8	LEWELLEN Hope	1	-	1	2	
			9	McWILLIAMS Gina	2	-	-	2	
			13	MILLAGE Nichole	2	-	-	2	
			18	GOULDIE Alexandra	2	-	-	2	
			5	HOLLOWAY Katie	-	-	-	-	
			15	LANCASTER Kendra	-	-	-	-	
Limit									
25.00 %									
Team Totals					25	2	9	36	69.44

Legend:	Avg	Eff%	Rk	Succ %
	Average	Efficiency	Rank	Success %



MATCH STATISTICS

比赛技术统计

P3

Match Duration: 57m
Spectators: 800




USA vs LAT
3 vs 0

Team	Sets	1	2	3	Total
USA	3	25	25	25	75
LAT	0	12	17	11	40
Playing Time		16m	16m	19m	51m

First Referee: AN Qi (CHN)

Second Referee: MEULENKAMP Martijn (NED)

LAT - LATVIA

Scoring Spikers	Rk	No	Name	Spikes	Faults	Shots	Total Attempts	Eff %
	1	7	DZALBA Una	4	1	10	15	20.00
	2	10	JERMOLENKO Irina	2	4	7	13	0.00
	2	11	SILA Linda	1	2	8	11	0.00
		2	BARKANE Inara	-	3	5	8	
		8	SKUTANE Zanna	-	3	4	7	
		3	RUSINA Nellija	-	1	3	4	
		12	KARLIETE Liga	2	1	1	4	
		9	GROMOVA Oksana	-	2	2	4	
		4	GAILITE Ivonna	-	-	-	-	
		5	IVANOVA Diana	-	-	-	-	
		6	JEGOROVA Olga	-	-	-	-	
Limit 15.00 %	Team Totals			9	17	40	66	0.00
Scoring Blockers	Rk	No	Name	Kill Blocks	Faults	Rebounds	Total Attempts	Avg by Set
	1	8	SKUTANE Zanna	3	4	-	7	1.00
	2	9	GROMOVA Oksana	2	1	2	5	0.67
	3	11	SILA Linda	1	3	-	4	0.33
	3	2	BARKANE Inara	1	1	-	2	0.33
	5	3	RUSINA Nellija	-	2	1	3	0.00
	5	7	DZALBA Una	-	3	-	3	0.00
	5	10	JERMOLENKO Irina	-	1	-	1	0.00
	5	12	KARLIETE Liga	-	1	-	1	0.00
		4	GAILITE Ivonna	-	-	-	-	
		5	IVANOVA Diana	-	-	-	-	
		6	JEGOROVA Olga	-	-	-	-	
	Team Totals			7	16	3	26	2.33
Scoring Servers	Rk	No	Name	Aces	Faults	Serve Hits	Total Attempts	Avg by Set
	1	8	SKUTANE Zanna	2	1	7	10	0.67
	2	2	BARKANE Inara	1	1	8	10	0.33
	2	7	DZALBA Una	1	-	5	6	0.33
	4	11	SILA Linda	-	1	5	6	0.00
	4	9	GROMOVA Oksana	-	-	4	4	0.00
	4	3	RUSINA Nellija	-	-	2	2	0.00
	4	12	KARLIETE Liga	-	-	2	2	0.00
	4	10	JERMOLENKO Irina	-	1	1	2	0.00
		4	GAILITE Ivonna	-	-	-	-	
		5	IVANOVA Diana	-	-	-	-	
		6	JEGOROVA Olga	-	-	-	-	
	Team Totals			4	4	34	42	1.33
Team	Opponent Errors & Team Faults			20	1			



MATCH STATISTICS

比赛技术统计

P3

Match Duration: 57m
Spectators: 800




USA vs LAT
3 vs 0

Team	Sets	1	2	3	Total
USA	3	25	25	25	75
LAT	0	12	17	11	40
Playing Time		16m	16m	19m	51m

First Referee: AN Qi (CHN)

Second Referee: MEULENKAMP Martijn (NED)

LAT - LATVIA

Non-scoring Diggers	Rk	No	Name	Digs	Faults	Receptions	Total Attempts	Avg by Set	
	1	2	BARKANE Inara	9	4	4	17	3.00	
	2	11	SILA Linda	5	3	-	8	1.67	
	3	7	DZALBA Una	4	3	-	7	1.33	
	4	3	RUSINA Nellija	2	2	1	5	0.67	
	5	9	GROMOVA Oksana	1	1	2	4	0.33	
	6	6	JEGOROVA Olga	-	2	3	5	0.00	
	6	12	KARLIETE Liga	-	4	-	4	0.00	
	6	8	SKUTANE Zanna	-	1	-	1	0.00	
	6	10	JERMOLENKO Irina	-	1	-	1	0.00	
		4	GAILITE Ivonna	-	-	-	-	-	
	5	IVANOVA Diana	-	-	-	-	-		
Team Totals				21	21	10	52	7.00	
Non-scoring Setters	Rk	No	Name	Running Sets	Faults	Still Sets	Total Attempts	Avg by Set	
	1	9	GROMOVA Oksana	-	1	10	11	0.00	
	1	2	BARKANE Inara	-	-	9	9	0.00	
	1	3	RUSINA Nellija	-	1	4	5	0.00	
	1	7	DZALBA Una	-	-	4	4	0.00	
	1	11	SILA Linda	-	2	2	4	0.00	
	1	6	JEGOROVA Olga	-	-	1	1	0.00	
	1	10	JERMOLENKO Irina	-	-	1	1	0.00	
	1	12	KARLIETE Liga	-	-	1	1	0.00	
		4	GAILITE Ivonna	-	-	-	-	-	
		5	IVANOVA Diana	-	-	-	-	-	
	8	SKUTANE Zanna	-	-	-	-	-		
Team Totals				-	4	32	36	0.00	
Non-scoring Receivers	Rk	No	Name	Excellents	Faults	Serve Receptions	Total Attempts	Succ %	
		2	BARKANE Inara	11	1	4	16		
		11	SILA Linda	6	2	3	11		
		6	JEGOROVA Olga	6	2	1	9		
		10	JERMOLENKO Irina	4	-	3	7		
		9	GROMOVA Oksana	3	2	2	7		
		3	RUSINA Nellija	3	3	1	7		
		7	DZALBA Una	3	1	2	6		
		12	KARLIETE Liga	1	1	-	2		
		4	GAILITE Ivonna	-	-	-	-		
		5	IVANOVA Diana	-	-	-	-		
Limit		8	SKUTANE Zanna	-	-	-	-		
25.00 %				37	12	16	65	56.92	

Legend:	Avg	Eff%	Rk	Succ %
	Average	Efficiency	Rank	Success %