



### Number of Entries by Sport and Class - Men

| NPC                   | Standing |          |          |          |          |           |          | Sitting  |        |          |          |          | Visually Impaired |          |          | Total     |
|-----------------------|----------|----------|----------|----------|----------|-----------|----------|----------|--------|----------|----------|----------|-------------------|----------|----------|-----------|
|                       | LW2      | LW3      | LW4      | LW5/7    | LW6      | LW8       | LW9      | LW10     | LW10,5 | LW11     | LW11,5   | LW12     | B1                | B2       | B3       |           |
| AUS                   |          |          |          |          |          | 1         |          |          |        |          |          |          |                   |          |          | 1         |
| AUT                   |          |          |          |          |          |           | 1        |          |        |          |          |          |                   |          |          | 1         |
| BLR                   |          |          |          |          |          | 1         |          |          |        |          | 1        |          |                   | 1        |          | 3         |
| BUL                   |          |          |          |          |          |           |          |          |        |          |          |          |                   | 1        | 1        | 2         |
| CAN                   |          |          |          |          |          |           |          | 1        |        |          |          |          |                   |          | 1        | 2         |
| CHN                   |          |          |          |          | 1        | 1         |          |          |        |          |          | 1        |                   |          |          | 3         |
| FIN                   |          |          | 1        |          |          | 1         |          |          |        |          |          |          |                   |          |          | 2         |
| FRA                   |          |          |          |          | 2        | 1         |          |          |        | 1        |          |          |                   | 1        | 1        | 6         |
| GER                   |          |          | 1        | 1        | 1        |           | 1        |          |        |          |          | 1        | 2                 | 1        |          | 8         |
| ITA                   |          |          | 1        |          |          |           |          |          |        | 1        | 1        |          |                   | 1        |          | 4         |
| JPN                   |          |          |          |          |          | 2         |          | 1        |        |          |          |          | 1                 | 1        |          | 5         |
| KAZ                   |          |          |          |          | 1        |           |          |          |        |          |          |          |                   |          | 1        | 2         |
| MGL                   |          |          |          |          |          | 1         | 1        |          |        |          |          |          |                   |          |          | 2         |
| NOR                   | 1        | 1        | 1        |          |          | 1         |          |          |        | 1        |          |          | 1                 | 1        |          | 7         |
| POL                   |          | 1        |          |          |          |           |          |          |        |          |          |          |                   |          |          | 1         |
| RUS                   | 1        |          | 1        | 1        | 1        | 2         | 1        | 3        |        |          | 1        | 2        | 1                 |          | 1        | 15        |
| SUI                   |          |          |          |          |          | 1         |          |          |        | 1        |          | 1        |                   |          |          | 3         |
| SVK                   |          |          |          |          |          |           |          |          |        |          |          | 1        |                   | 1        |          | 2         |
| UKR                   |          |          |          |          |          |           |          |          |        | 1        |          | 2        | 1                 |          | 1        | 5         |
| USA                   |          |          | 3        |          |          |           |          |          |        |          | 1        |          |                   |          |          | 4         |
| <b>Total Athletes</b> | <b>2</b> | <b>2</b> | <b>8</b> | <b>2</b> | <b>6</b> | <b>12</b> | <b>4</b> | <b>5</b> |        | <b>5</b> | <b>3</b> | <b>9</b> | <b>6</b>          | <b>8</b> | <b>6</b> | <b>78</b> |
| <b>Total NPCs</b>     | <b>2</b> | <b>2</b> | <b>6</b> | <b>2</b> | <b>5</b> | <b>10</b> | <b>4</b> | <b>3</b> |        | <b>5</b> | <b>3</b> | <b>7</b> | <b>5</b>          | <b>8</b> | <b>6</b> | <b>68</b> |



### Number of Entries by Sport and Class - Women

| NPC                   | Standing |     |     |       |     |     |     | Sitting |        |      |        |      | Visually Impaired |    |    | Total |
|-----------------------|----------|-----|-----|-------|-----|-----|-----|---------|--------|------|--------|------|-------------------|----|----|-------|
|                       | LW2      | LW3 | LW4 | LW5/7 | LW6 | LW8 | LW9 | LW10    | LW10,5 | LW11 | LW11,5 | LW12 | B1                | B2 | B3 |       |
| BLR                   |          |     |     |       |     | 1   |     |         |        | 1    |        |      |                   | 1  |    | 3     |
| BUL                   |          |     |     |       |     |     |     |         |        |      |        |      |                   |    | 1  | 1     |
| CAN                   |          |     |     |       |     |     |     |         |        |      | 1      |      |                   |    |    | 1     |
| CHN                   |          |     |     |       |     | 1   |     |         |        |      |        | 1    |                   | 1  |    | 3     |
| DEN                   |          |     |     |       |     |     |     |         |        |      |        |      | 1                 |    |    | 1     |
| FIN                   |          |     |     |       |     | 1   |     |         |        |      |        |      |                   |    | 1  | 2     |
| FRA                   |          |     |     |       |     |     | 1   |         |        |      |        |      | 1                 |    | 1  | 3     |
| GER                   |          |     |     |       |     |     |     |         |        |      |        |      | 1                 |    |    | 1     |
| ITA                   |          |     |     |       | 1   |     |     |         |        |      |        |      |                   |    |    | 1     |
| JPN                   |          |     |     |       | 1   | 1   |     |         |        |      |        |      | 1                 |    |    | 3     |
| NOR                   |          |     |     |       |     |     |     |         |        |      |        |      |                   | 1  |    | 1     |
| POL                   |          |     |     | 1     | 1   | 1   |     |         |        |      |        |      |                   |    |    | 3     |
| RUS                   |          |     |     |       |     | 2   |     |         |        |      |        | 1    |                   | 2  | 2  | 7     |
| SUI                   |          |     | 1   |       |     |     |     |         |        |      |        |      |                   |    |    | 1     |
| SWE                   |          |     |     |       |     | 1   |     |         |        |      |        |      |                   |    |    | 1     |
| UKR                   |          | 1   |     |       | 1   |     |     |         |        | 1    | 1      | 1    |                   |    | 1  | 6     |
| USA                   |          |     |     |       |     | 1   |     |         |        |      |        |      |                   |    |    | 1     |
| <b>Total Athletes</b> |          | 1   | 1   | 1     | 4   | 9   | 1   |         |        | 2    | 2      | 3    | 4                 | 5  | 6  | 39    |
| <b>Total NPCs</b>     |          | 1   | 1   | 1     | 4   | 8   | 1   |         |        | 2    | 2      | 3    | 4                 | 4  | 5  | 36    |



### Competition Officials - Cross Country

| Function                                       | Name              | NPC               |
|--|-------------------|-------------------|
| <b>Cross-Country Skiing Jury</b>               |                   |                   |
| IPC Technical Delegate CC                      | VAN DRIEL Rita    | NED - Netherlands |
| Assistant IPC Technical Delegate               | NEESER Hans-Peter | SUI - Switzerland |
| Chief of Competition                           | D'INCAL Dario     | ITA - Italy       |
| Chief of Classification                        | LANNEM Anne       | NOR - Norway      |
| FIS Member                                     | EGLI Christian    | SUI - Switzerland |
| Member   | KARI Tanja        | FIN - Finland     |
| <b>Organisational Chart Nordic Skiing (CC)</b> |                   |                   |
| Competition Manager                            | VANOI Alessandro  | ITA - Italy       |
| Assistant Competition Manager                  | STADLER Patricia  | ITA - Italy       |
| Chief of Course                                | RELA Demetrio     | ITA - Italy       |
| Assistant Chief of Course                      | BRIGADOI Giuseppe | ITA - Italy       |
| Chief of Race Office                           | MAPELLI Marco     | ITA - Italy       |
| Chief of Athlete Compound                      | FALCIONI Gabriele | ITA - Italy       |
| Chief of Stadium                               | COUCOURDE Enrico  | ITA - Italy       |
| Assistant Chief of Stadium                     | MORICONI Benito   | ITA - Italy       |
| Chief of Sport Volunteers                      | JANAVEL Adriano   | ITA - Italy       |
| Chief of Timing & Results                      | CARTA Manuel      | ITA - Italy       |
| Chief of Competition Control                   | FRANDESCATO Loris | ITA - Italy       |



## CROSS COUNTRY HISTORY

### Origin of Cross Country skiing

- The history of Cross Country skiing dates back about 5,000 years.
- Its origins are in Norway, from where it spread to Scandinavia and Russia - as skiing became a proven way to move from one place to another during the hard winters.
- Cross Country is the original and most popular of the Nordic Ski sports, which are so-named because of their growth in northern Europe (as opposed to Alpine, which draws its name from the Alps).
- Nordic skiing was popular long before its Alpine successor, and Norway is generally considered to be the cradle of skiing competitions.
- The Huseby races were first held in 1879, near Oslo, Norway, and in 1892 the famous Holmenkollen festival, in Oslo, took place in front of well over 10,000 spectators.
- The Nordic Combined event - combining jumping and Cross Country skiing - was originally looked upon as the premier event in the sport and it wasn't until 1900 that a separate Cross Country race, at a distance of 30 km, was run at the Holmenkollen.

### Cross Country skiing for the disabled

- Depending on functional disability, a competitor may use a sit-ski (chair ski) – a chair equipped with a pair of skis.
- A visually disabled athlete uses a guide in Cross Country competition.
- Athletes compete in classical or free techniques, and there are individual and team events ranging from the 2.5-20 km distances.

### Cross Country skiing for the disabled today

- Current technology has developed new sit-skis that add kick to each push and more glide from each arm movement.

### Cross Country skiing at the Paralympic Winter Games

- Cross Country skiing appeared at the inaugural Ornskoldsvik 1976 Paralympic Winter Games in Sweden. Men and women used the classical technique in all Cross Country distances until skating, which is 6-10 per cent faster than classical skiing, was introduced by athletes at the Innsbruck 1984 Paralympic Winter Games in Austria.
- Since then, Cross Country skiing events have been split into two separate races: classical and free technique.
- The new technique, however, did not become a medal event until the Tignes-Albertville 1992 Paralympic Winter Games in France.
- Another important development was the introduction of a new percentage system, allowing athletes with different ability levels to compete with one another.
- Traditionally, Paralympians competed only against competitors within their individual class.
- This new system, developed and tested in the USA, led to the new percentage class system, originally called the Supercup format.
- The percentage class system was first used at the Nagano 1998 Paralympic Winter Games in Japan.

### Cross Country skiing for the disabled in Italy

- Cross Country skiing had been practised by disabled youths since 1965, but it was not until the late 1980s that it really began to gain momentum as a competitive sport.
- At this time, a number of disabled athletes gathered and started competing against each other, instead of independently taking part in various competitions for able-bodied athletes.
- The first Italians to take part in the Paralympic Games were those with sensorial disabilities who represented their country at the Innsbruck 1984 Paralympic Games in Austria.
- In 1987, at Val Ridanna, in northern Italy, the first national team training drew together athletes with physical disabilities as well, who competed in the standing and sitting classes.
- This was done with the goal of participating at the Innsbruck 1988 Paralympic Games in Austria.
- The move proved successful with a complete Italian team winning its first Paralympic medals, including Paolo LORENZINI's gold in the visually-impaired category and a bronze for the visually-impaired men's relay.
- The first medal winners in the physically-challenged classes were Dorothea AGETLE at the Tignes-Albertville 1992 Paralympic Winter Games in France and Ernesto VINANTE at the Lillehammer 1994 Paralympic Winter Games in Norway.
- The highlight in this specialty came at the Salt Lake City 2002 Paralympic Winter Games in the USA where Roland RUEPP won two gold medals.
- Cross Country skiing for the disabled is still more popular in the north than in central and southern Italy.
- It is noticeably practised these days by hand bikers, who prefer it to working out in a gym to keep themselves fit during winter when the streets and rural roads of the Alpine valleys are not viable because of the snow.



## COMPETITION DESCRIPTION

### Paralympic competition format

The Torino 2006 Paralympic Winter Games Cross-Country Skiing competition will take place at Pragelato Plan between March 12-19. The Cross-Country competition consists of 20 medal events for both men and women in long, middle and short distances, plus a relay. Depending on functional disability, a competitor uses a sit-ski, a chair equipped with a pair of skis. A visually impaired athlete competes in the event with a guide.

### Long distances

- Men's 20 km - classic technique for standing and classic technique for visually impaired.
- Men's 15 km - sit-ski.
- Women's 15 km - classic technique for standing and classic technique for visually impaired.
- Women's 10km - sit-ski.

### Middle distances

- Men's 10 km - classic technique for standing, classic technique for visually impaired and sit-ski.
- Women's 10 km - classic technique for standing and classic technique for visually impaired.
- Women's 5 km - sit-ski.

### Short distances

- Men's 5 km - free technique for standing, free technique for visually impaired and sit-ski.
- Women's 5 km - free technique for standing, free technique for visually impaired, and sit-ski.

### Relays

- Men's - sitski 1 x 3.75 km + standing 1 x 5km classic technique + standing 1 x 5km free technique. Total percentage: maximum of 288 per cent.
- Women's - 3 x 3 km - standing, visually impaired and sit-ski.

Women's relay will use the sit-ski track and consist of two classical and one free technique laps. At least one skier from each team must be from Group I. B1 skiers and their guides may hold in order to avoid danger with a sit-skier.

Women's relay groupings:

- Group I: B1, LW 3, LW 5/7, LW 10-12.
- Group II: B2, B3, LW 2, LW 4, LW 6/8, LW 9.

### Differences between Olympic Winter Games and Paralympic Winter Games

Unique to the Paralympics is the classification system that enables athletes to compete on an equal level. All athletes compete with a pre-determined degree of disability. Classification is based on the functional abilities of competitors according to the degree and type of disabilities. Competitors with similar disabilities compete against one another in the same class in a given event. Winter sports are largely divided into three categories: LW classes (LW stands for locomotor winter and represents competitors with locomotive disabilities), sitting LW classes and B classes (competitors with visual impairment).

Classification is conducted and determined by IPC-authorized classifiers.

Classes are combined with a percentage system used to calculate results, taking the actual time and multiplying it by a percentage based on the competitors' class.

### Changes since the the Salt Lake City 2002 Paralympic Winter Games

Since Salt Lake City, the percentage system is used for each competition except when there are too few athletes per category.

### General rules

The Nordic Skiing competitions will be held in accordance with the International Paralympic Sport Federation (IPSF) and International Paralympic Committee (IPC) rules. In case of a disagreement in the interpretation of the rules, the English version shall prevail.

Any questions or incidents not covered by the rules will be handled as follows:

- Cases of general nature will be resolved in accordance with the IPC Nordic Skiing Rule Book (November, 2004) and the IPC Handbook.
- Technical issues will be resolved by the competition jury in accordance with the IPC technical rules.



### Scoring system

The percentage-system is an adjusted time formula, which is used to determine overall place of each competitor relative to all other disabled racers. This formula assigns a percentage to each competitor based on each individual's particular disabled race class. The athlete's actual time is multiplied by this percentage to determine his/her adjusted finishing time.

For example, within the visually impaired category, athletes categorised as totally blind (B1) are assigned an 83 per cent factor, while the less visually impaired class (B3) has a 100 per cent factor. This means that the B1 skier needs to ski 83 per cent as fast as the B3 skier to have an equal ranking or time in the competition.

The competitors actual race time is adjusted (multiplied) by the percentage factor assigned to the class. The athlete in each category with the fastest adjusted time is awarded a gold medal.

### General Cross country rules

- Races are designed to minimise the number of skiers passing and obstructing one another. However, a skier who wants to pass another skier must be given the right of way, except during the last 200 m before the finish line. Athletes who do not follow the rules may be disqualified.
- A competitor who is overtaken must give way on the first demand except in sprint competitions and in marked zones. This applies in classical technique courses even when there are two tracks, and in free technique courses when the skier being overtaken may have to restrict his skating action. When overtaking, competitors must not obstruct each other.
- In relay competitions, competitors who are lapped have to abandon the competition, but will be ranked in the results. For the classes B1 and B2, a guide is obligatory. For B3 a guide is also allowed. Guiding must be by voice only.
- Fallen competitors in the LW 10 - 12 classes may be brought back to the track by official help. They have to re-enter the race at the same place.

### Timing

Times will be measured in full tenths of a second.

### The competition time

The competition time is the period of elapsed time during the competition on which the placing of a competitor or team in the results of the competition are based. The time always includes any penalties or adjustments imposed or awarded by the competition jury.

A percentage system is used to combine classes. Any penalties that might occur will be added after the calculation of the time.

### Tie-break rules and procedures

Skiers who have identical accumulated finish times share their rank. There are no tie-break rules and procedures.

### Penalties and disqualification

There are no penalties. Disqualification rules are defined in the IPC and International Biathlon Union (IBU) rules. The disqualification of a competitor is decided by the jury.

Disqualification rules are defined in the IPC/IBU rules. Disqualification of competitors is confirmed by the jury.

Penalties are imposed for:

- The violation or non-observance of competition rules.
- Non-compliance with jury directives (in special cases: individual members of the jury).
- Unsportsmanlike behaviour.

Violations of the following rules are the most common examples for the jury to disqualify a competitor.

The competitor will be disqualified if he/she:

- Violates the provisions of article 222 governing competition equipment.
- Enters the competition on false premises.
- Does not follow the marked courses (by trying to take a shortcut) or does not pass all the controllers.
- Receives unauthorised assistance.
- Fails to give way to an overtaking competitor when so requested or obstructs another competitor.
- Covers a part of the course with unmarked skis; exception being a broken ski or binding, or without skis on the feet.
- Ski testing and warming up on the competition course in the restricted areas or in the wrong direction.
- Refuses to wear a timing transponder when required.
- Violates any of the established IPC Nordic rules.

In relay events, a team will be disqualified by the jury if:

- The same competitor runs more than one lap of the course and the exchange is not correctly carried out and not corrected.



### Protests and appeals

Protests concerning time-keeping must be delivered in writing to the competition secretary within 15 minutes after the publication of the unofficial result list.

A protest shall be considered by the jury or a higher tribunal provided that:

- The protest has been delivered within the time limit specified.
- The protest has not been deliberately delayed to obtain an advantage.
- The protest is accompanied by 100 Swiss Francs, or an equivalent monetary value.

Protests against the admission of a competitor must be delivered in writing to the competition secretary before the competition begins.

Protests against the conduct of another competitor or an official must be delivered in writing to the competition secretary within 15 minutes after the publication of the unofficial result list.

The jury can shorten this time. If so, it has to be announced at the team captains meeting.

Protests concerning time-keeping must be delivered in writing to the competition secretary within 15 minutes after the publication of the unofficial result list.

### Starting order

The starting order shall be determined by the race committee in such a way as to avoid overtaking as much as possible. In principle men start before women. The competitors are divided into sub groups by seeding. The number of sub groups and the size of sub groups depend on the total number of competitors. Six to 10 competitors should start in each sub group. Within the sub group the starting order is decided by draw. The coach of each team selects his competitors in the different sub groups.

The recommended start order of the different classes is as follows:

- Men's LW 10, 11, 12.
- Women's LW 10, 11, 12.
- Men's B Classes.
- Men's LW 2-9.
- Women's B Classes.
- Women's LW 2-9.

The relay start is a mass start.

The relay exchange zone should be clearly marked, roped off and located on flat or smoothly rising ground near to the start and finish.

Separate colours shall be used for the start numbers for each relay leg.

For PWG they will be:

- 1st leg = red.
- 2nd leg = green.
- 3rd leg = yellow.

In relays, as soon as the incoming competitor has passed the finish line in the exchange zone with the whole body, the next competitor can start.

A competitor who starts early must be recalled and pass the starting line again.

B1-3 competitors shall be held by marshals till they can start. Marshals shall guide the incoming competitors out of the exchange zone so they do not interfere with the starting competitors.

### Starting interval

Individual starts will normally use half-minute intervals. The technical delegate may approve shorter or longer intervals in order to have fair conditions for the competitors.

### Clothing and equipment

A competitor may only take part in an IPC competition with equipment which conforms to the International Ski Federation (FIS)/IPC regulations. The advertising on material and equipment which is worn during IPC Paralympic Winter Games and other IPC sanctioned competitions must conform to the IPC Manufacturing and Trademark Guidelines.

### Competition boots

Stiff-flexing, lightweight boots are made of nylon and plastic to support the ankles, which are subject to considerable lateral pressure while skating.

### Gloves

Thin gloves with leather palms help racers grip their poles.

### Competition ski poles

Made from strong, aerodynamic, high-modulus carbon fibre, they are slightly longer and stiffer than those used in classical Cross-Country Skiing, extending to the chin or mouth of the skier. Baskets at the bottom of the pole provide a base for a strong push off. A strap secures the hand to the pole. Sit-skiers use poles that extend above their head when sitting.



### Sit-Ski

An athlete with a lower-body disability uses a sledge, which is a specially built chair that can be attached to a pair of skis. The skis are almost identical to standard skis, although shorter, and are attached to the chair with a standard cross-country binding.

### Ski

Made from fibreglass, classical skis are usually 25-30 cm taller than the height of a skier. They are light, weighing less than 0.45 kg each, and narrow, with curved tips and a cambered midsection, which is thicker and arched. Free technique skis are about 10-15 cm shorter for greater manoeuvrability. They are also nominally stiffer and have tips that curve less than classical technique skis. The underside of both types of skis has a groove down the centre to keep the ski straight when going downhill.

### Ski bindings

Secure only the boot toe to the ski, leaving the heel free but keeping it close to the ski when racers push out on the edges while skating.

### Ski suit

Biathletes wear a one or two piece racing suit. Made of Lycra, suits are comfortable, breathable and reduce wind resistance.

### Sunglasses

Lightweight, wraparound sunglasses enhance acuity, minimise sun glare and keep the wind out of the athletes' eyes. Racers usually remove the sunglasses when shooting.

## Glossary of terms

### Classic technique

The traditional ski racing technique. Athletes use a diagonal stride in which both skis stay parallel to each other.

### Free technique

The skating - or free - technique, which was developed in the 1970s, closely resembles the motions of speed skating, where one pushes the inside edge of the ski simultaneously backward and outward at about a 45-degree angle. It is usually faster than classic technique.

### Glide wax

Wax used to decrease the friction between the skis and the snow. It is applied to the entire ski in free technique races, but only to the front and rear tips of the skis in classic races.

### Grip wax

Also known as kick wax, it increases the friction between the skis and snow to improve traction. It is applied to the middle part of the skis for classic races.

### Harries

A ski preparation technique in classic skiing used when kick wax is not appropriate for the conditions. Technicians use a wire brush to roughen the base of the skis.

### Mass start

All competitors start together, and the first skier to pass the finish line is declared the winner.

### Pursuit start

Pursuit events have a mass start and the athletes use both techniques within the same race. During a pit stop at the stadium after half of the race distance has been completed, the athletes change equipment from the classical to free technique.

### Scramble leg

The first leg of a relay race. Named this way because relay races feature mass starts with everyone bunched together.

### Staggered start

A start in which skiers leave at set intervals. The winner is the athlete with the best time.

### Vertical

An uphill climb.





## QUALIFICATION CRITERIA

### Participation

- Only those National Paralympic Committees (NPCs) recognised by International Paralympic Committee (IPC) may enter competitions in the Paralympic Games.
- The qualification is attributed to the NPC not to the athlete.

### Athlete eligibility

Athletes must:

- Hold a valid IPC Nordic Skiing Race licence for the 2005-06 season.
- Be at least 15 years old by February 23, 2006.
- Be ranked on the IPC Nordic Skiing World Cup List in the 2004-05 or 2005-06 competition seasons and during those seasons have obtained an individual World Cup result not more than 30 per cent behind the average adjusted time of the top three finishers in their sport class by February 23, 2006.

### Qualification system

- The quota qualification system is applied separately for men and women. Any reference that follows to ranking lists or athletes that does not specify gender applies to both genders.

### Sport specific wild cards

- Each NPC that is ranked on the 2004-05 IPC Nordic Skiing Nations Ranking List as of April 30, 2005 shall be allocated one male qualification slot and/or one female qualification slot.

### NPC quota allocation

#### Ranking factor determination

- The total points of the top ranked NPC on both of the men's and women's 2004-05 IPC Nordic Skiing Combined Nations Ranking Lists closing April 30, 2005, will be divided by 14 for men and by seven for women to determine the 'ranking factors' by gender.

#### Quota allocation

- Each NPC's 2004-05 IPC Nordic Skiing Nations Ranking points for each gender divided by the ranking factor will determine the NPC's qualification slot quota (rounded up) for that gender.

#### Discretionary slot allocation

- IPC Nordic Skiing may allocate any of the remaining qualification slots provided that the NPC's maximum quota has not been exceeded and has eligible athletes at the time the slots are allocated.

### Athlete quota

- Men 110.
- Women 70.
- Total 180.

### NPC quota

Each NPC can be allocated a maximum of:

- Fifteen qualification slots for men.
- Eight qualification slots for women.

An NPC can enter a maximum of three athletes per class.



---

#### **Reallocation of unused qualification slots**

- Any qualification places earned that are unused may be reallocated by IPC Nordic Skiing through the discretionary slot allocation method.

#### **Special considerations**

- Athletes who qualify in one individual event are eligible for entry to other events (provided that no more than three athletes per country per class are entered in an event) consistent with IPC rules and restrictions.
- The IPC Nordic Sports Assembly Executive Committee (SAEC) reserves the right to evaluate, verify and approve all entries on the basis of performance, qualification and safety within the technical rules and guideline of the IPC rules.



## CLASSIFICATION RULES

Athletes from the following athlete groups may compete in Nordic Skiing at a Paralympic level.

|                         |          |
|-------------------------|----------|
| Amputee                 | <b>V</b> |
| Cerebral Palsy          | <b>V</b> |
| Intellectual Disability | <b>x</b> |
| Les Autres              | <b>V</b> |
| Spinal Injuries         | <b>V</b> |
| Visually Impaired       | <b>V</b> |

The Nordic Skiing classification system is divided into three (3) overall sport class categories, as follows:

|                   |             |
|-------------------|-------------|
| Visually Impaired | B1, B2, B3  |
| Standing          | LW2 - LW9   |
| Sitting           | LW10 - LW12 |

There are sixteen (16) individual sport classes that separate the athletes according to function. Sport classes are combined into three (3) categories (Visually Impaired, Standing, Sitting) using the percentage system of Nordic Skiing. This system ensures that athletes performing best are first in their category.

There are three (3) sport classes for athletes who are blind, partially sighted or visually impaired. Athletes compete in all events accompanied by a sighted guide. The guide skis immediately ahead of the athlete and informs the athlete, vocally or by radio, of course alterations such as corners, inclines, and declines.

### B1

- Athletes in this sport class are considered totally blind, or have no usable vision
- Athletes may have a range of vision from no ability to distinguish between light and dark to some light perception, but athletes in this sport class do not recognise shapes (eg, they are unable to recognize the shape of a hand at any distance or in any direction)

### B2

- Included are athletes who are partially sighted but with little remaining sight, referred to as low vision
- Athletes may recognise the shape of a hand; and their ability to see clearly will be 2/60 (2/60 means the athlete can see at 2m what a person with normal vision sees at 60 m) and/or a very small visual field of less than 5 degrees (20 degrees is considered normal and comparable to looking through a peephole in a door)

### B3

- Includes athletes who are also partially sighted with the greatest amount of remaining sight of the three (3) sport classes, referred to as visually impaired
- Athletes have visual acuity above 2/60 up to visual acuity of 6/60 and/or visual field of more than 5 degrees and less than 20 degrees

There are nine (9) sport classes for athletes who compete while standing. Athletes in these sport classes have impairment in the legs and trunk and compete using a variety of equipment.

### LW2

- Includes athletes with severe impairment of one (1) leg competing with two (2) skis and two (2) poles, eg, athletes with above-knee amputation or a full leg orthosis

### LW3

- Includes athletes with impairment of both legs competing with two (2) skis and two (2) poles
- Includes athletes with double below-knee amputation or athletes with cerebral palsy with moderate to slight impairment



#### LW4

- Includes athletes with impairment of one (1) leg competing with two (2) skis and two (2) poles
- Includes athletes with single below-knee amputation or athletes with a fused joint such as a hip or knee. Athletes with amputation use a leg prosthesis

#### LW5/7

- Includes athletes with impairment of both arms or both hands that prevents use of ski poles
- Athletes compete with two (2) skis and no ski poles
- Includes athletes with double arm amputation or paralysis of both arms. Athletes may choose to use an arm prosthesis

#### LW6

- Includes athletes with impairment in one (1) upper limb
- Athletes compete with two (2) skis and one (1) ski pole
- Functional use of more than one (1) ski pole is not possible

#### LW8

- Includes athletes with impairment of one (1) arm or hand and use of one (1) ski pole
- Athletes compete with two (2) skis and one (1) ski pole
- Athletes may choose to use a prosthesis or an orthosis

#### LW9

- Includes athletes with a range of impairment on one (1) side of the body competing with the equipment of their choice
- Includes athletes with amputation of one (1) arm and leg or athletes with cerebral palsy who have paralysis or weakness on one (1) side of the body (hemiplegia).

There are four (4) sport classes for athletes who compete while sitting. Athletes may have impairment in the arms, legs and trunk. They compete using a sit-ski pushing themselves forward with two (2) poles.

#### LW10

- Athletes in this sport class have impairment in legs, hips and trunk
- Includes athletes with paralysis of both legs, hips and trunk and no sitting balance
- Includes athletes from the spinal cord injury athlete group (tetraplegia and paraplegia) and the Cerebral Palsy athlete group with impairment in all four (4) extremities (tetraplegia)
- The class is further divided into two sport classes:
  - **LW10:** Athletes who have the no functional sitting balance
  - **LW10.5:** Athletes who have minimal to marginally adequate functional sitting balance

#### LW11

- Includes athletes with less impairment in the legs, hips and trunk than in LW10
- Athletes have a small amount of sitting balance, referred to as fair sitting balance
- A wide range of athletes are in this sport class including Spinal Cord Injury (paraplegia), Cerebral Palsy (diplegia) and Amputee (double above-knee amputation) athlete groups.
- The class is further divided into two sport classes
  - **LW11:** Athletes who have adequate functional sitting balance
  - **LW11.5:** Athletes who have better than adequate functional sitting balance and/or athletes who have loss of sensation buttock(s) and back of thigh

#### LW12

- Includes athletes with the best use of their legs of the sitting sport classes
- Athletes have good sitting balance
- Includes athletes from the Spinal Cord Injury (paraplegia) and Amputee (double above-knee amputation) athlete groups.



## COMPETITION SCHEDULE

| Date       | Time  | Event                                 |
|------------|-------|---------------------------------------|
| SUN 12 MAR | 10:00 | Women's 2.5 km - Sitting              |
| SUN 12 MAR | 10:10 | Men's 5 km - Sitting                  |
| SUN 12 MAR | 11:00 | Men's 5 km - Standing (F)             |
| SUN 12 MAR | 11:20 | Men's 5 km - Visually Impaired (F)    |
| SUN 12 MAR | 11:40 | Women's 5 km - Standing (F)           |
| SUN 12 MAR | 11:50 | Women's 5 km - Visually Impaired (F)  |
| WED 15 MAR | 10:00 | Men's 10 km - Standing (C)            |
| WED 15 MAR | 10:20 | Men's 10 km - Visually Impaired (C)   |
| WED 15 MAR | 10:50 | Women's 10 km - Standing (C)          |
| WED 15 MAR | 11:00 | Women's 10 km - Visually Impaired (C) |
| WED 15 MAR | 11:40 | Women's 5 km - Sitting                |
| WED 15 MAR | 12:00 | Men's 10 km - Sitting                 |
| FRI 17 MAR | 10:00 | Women's Relay 3x2.5 km                |
| FRI 17 MAR | 11:00 | Men's Relay 1x3.75 km + 2x5 km        |
| SAT 18 MAR | 9:00  | Men's 15 km - Sitting                 |
| SAT 18 MAR | 9:30  | Women's 10 km - Sitting               |
| SUN 19 MAR | 10:00 | Men's 20 km - Standing (C)            |
| SUN 19 MAR | 10:20 | Men's 20 km - Visually Impaired (C)   |
| SUN 19 MAR | 10:45 | Women's 15 km - Standing (C)          |
| SUN 19 MAR | 11:00 | Women's 15 km - Visually Impaired (C) |



**MEDAL STANDINGS**  
**As Of SUN 19 MAR 2006**

| Rank | NPC Code                       | Men       |           |           |           | Women     |           |           |           | Total     |           |           |           | Rank by Total |
|------|--------------------------------|-----------|-----------|-----------|-----------|-----------|-----------|-----------|-----------|-----------|-----------|-----------|-----------|---------------|
|      |                                | G         | S         | B         | Tot       | G         | S         | B         | Tot       | G         | S         | B         | Tot       |               |
| 1    | RUS - Russian Federation       | 3         | 5         | 3         | 11        | 4         | 4         | 2         | 10        | 7         | 9         | 5         | 21        | 1             |
| 2    | UKR - Ukraine                  | 2         | 1         | 2         | 5         | 2         | 2         | 4         | 8         | 4         | 3         | 6         | 13        | 2             |
| 3    | CAN - Canada                   | 2         | 1         |           | 3         |           |           | 2         | 2         | 2         | 1         | 2         | 5         | 4             |
| 4    | USA - United States of America | 2         |           | 1         | 3         |           |           |           |           | 2         |           | 1         | 3         | =5            |
| 5    | POL - Poland                   |           |           |           |           | 2         |           |           | 2         | 2         |           |           | 2         | =7            |
| 6    | BLR - Belarus                  |           | 2         | 1         | 3         | 1         | 4         | 1         | 6         | 1         | 6         | 2         | 9         | 3             |
| 7    | GER - Germany                  |           | 1         | 1         | 2         | 1         |           |           | 1         | 1         | 1         | 1         | 3         | =5            |
| 8    | NOR - Norway                   | 1         |           | 1         | 2         |           |           |           |           | 1         |           | 1         | 2         | =7            |
| 9    | FRA - France                   |           |           | 1         | 1         |           |           | 1         | 1         |           |           | 2         | 2         | =7            |
|      | <b>Total</b>                   | <b>10</b> | <b>10</b> | <b>10</b> | <b>30</b> | <b>10</b> | <b>10</b> | <b>10</b> | <b>30</b> | <b>20</b> | <b>20</b> | <b>20</b> | <b>60</b> |               |

**LEGEND**

= Shared Rank



## MEDALLISTS BY EVENT

### As Of SUN 19 MAR 2006

#### 12 Mar 2006: Cross Country - Short Distance Women

| Category                 | Gold  | Silver   | Bronze  |
|--------------------------|---|--|---|
| <b>Sitting</b>           | IURKOVSKA Olena (UKR)                       | VAUCHOK Liudmila (BLR)                             | PAVLENKO Lyudmyla (UKR)                               |
| <b>Standing</b>          | ROGOWIEC Katarzyna (POL)                    | BURMISTROVA Anna (RUS)                             | BATENKOVA Yuliya (UKR)                                |
| <b>Visually Impaired</b> | BENTELE Verena (GER)<br>Guide: LANKES Franz | ILYUCHENKO Tatiana (RUS)<br>Guide: KOSHKIN Valeriy | VASILIEVA Liubov (RUS)<br>Guide: GOLDINOV Viatcheslav |

#### 12 Mar 2006: Cross Country - Short Distance Men

| Category                 | Gold  | Silver  | Bronze                                 |
|--------------------------|---|---|--|
| <b>Sitting</b>           | KRYJANOVSKI Taras (RUS)                       | KOSTIUK Iurii (UKR)                           | MARGUERETTAZ Alain (FRA)               |
| <b>Standing</b>          | COOK Steven (USA)                             | SILCHANKA Sjarhei (BLR)                       | OELSNER Thomas (GER)                   |
| <b>Visually Impaired</b> | McKEEVER Brian (CAN)<br>Guide: MCKEEVER Robin | HOEFLE Frank (GER)<br>Guide: WACHLIN Johannes | FLO Helge (NOR)<br>Guide: LEMME Birger |

#### 15 Mar 2006: Cross Country - Middle Distance Men

| Category                 | Gold  | Silver   | Bronze  |
|--------------------------|---|--|---|
| <b>Standing</b>          | COOK Steven (USA)                             | MAKAMEDINOV Alfis (RUS)                              | MIKHAYLOV Kirill (RUS)                                |
| <b>Visually Impaired</b> | McKEEVER Brian (CAN)<br>Guide: MCKEEVER Robin | SHAPTSIABOI Vasili (BLR)<br>Guide: SHABLOUSK Mikalai | KOUPCHINSKY Valery (RUS)<br>Guide: DOUBOV Viatcheslav |
| <b>Sitting</b>           | KRYJANOVSKI Taras (RUS)                       | SHILOV Sergej (RUS)                                  | KOSTIUK Iurii (UKR)                                   |

#### 15 Mar 2006: Cross Country - Middle Distance Women

| Category                 | Gold  | Silver   | Bronze  |
|--------------------------|---|--|---|
| <b>Standing</b>          | BURMISTROVA Anna (RUS)                                | BATENKOVA Yuliya (UKR)                             | FLORIET Anne (FRA)  |
| <b>Visually Impaired</b> | VASILIEVA Liubov (RUS)<br>Guide: GOLDINOV Viatcheslav | ILYUCHENKO Tatiana (RUS)<br>Guide: KOSHKIN Valeriy | SKARABAHATAYA Yadviha (BLR)<br>Guide: HALLRUKOVICH Vasili |
| <b>Sitting</b>           | IURKOVSKA Olena (UKR)                                 | VAUCHOK Liudmila (BLR)                             | BOURGONJE Colette (CAN)                                   |



## MEDALLISTS BY EVENT

### As Of SUN 19 MAR 2006

#### 17 Mar 2006: Women's Relay

| Category | Gold                        | Silver                     | Bronze            |
|----------|-----------------------------|----------------------------|-------------------|
|          | Russian Federation (RUS)    | Belarus (BLR)              | Ukraine (UKR)     |
|          | POLYAKOVA Irina             | VAUCHOK Liudmila           | PAVLENKO Lyudmyla |
|          | VASILIEVA Liubov            | SKARABAHATAYA Yadviha      | IURKOVSKA Olena   |
|          | Guide: GOLDINOV Viatcheslav | Guide: HALLRUKOVICH Vasili |                   |
|          | ILYUCHENKO Tatiana          | VARONA Larysa              | BATENKOVA Yuliya  |
|          | Guide: KOSHKIN Valeriy      |                            |                   |

#### 17 Mar 2006: Men's Relay

| Category | Gold                 | Silver                   | Bronze                  |
|----------|----------------------|--------------------------|-------------------------|
|          | Norway (NOR)         | Russian Federation (RUS) | Ukraine (UKR)           |
|          | HENRIKSEN Karl Einar | SHILOV Sergej            | MOROZOV Vladyslav       |
|          | HAUGEN Kjartan       | MANNANOV Irek            | MUNTS Oleh              |
|          |                      | Guide: PAVLOV Rostislav  | Guide: BABAR Borys      |
|          | HUSTVEIT Andreas     | GARIFOULLIN Rustam       | LUKYANENKO Vitaliy      |
|          |                      |                          | Guide: IVANOV Volodymyr |

#### 18 Mar 2006: Cross Country - Long Distance Men

| Category                 | Gold                   | Silver                  | Bronze                   |
|--------------------------|------------------------|-------------------------|--------------------------|
| <b>Sitting</b>           | KOSTIUK Iurii (UKR)    | KRYJANOVSKI Taras (RUS) | SHILOV Sergej (RUS)      |
| <b>Standing</b>          | MIKHAYLOV Kirill (RUS) | MAKAMEDINOV Alfis (RUS) | COOK Steven (USA)        |
| <b>Visually Impaired</b> | MUNTS Oleh (UKR)       | McKEEVER Brian (CAN)    | SHAPTSIABOI Vasili (BLR) |
|                          | Guide: BABAR Borys     | Guide: MCKEEVER Robin   | Guide: SHABLOUSK Mikalai |

#### 18 Mar 2006: Cross Country - Long Distance Women

| Category                 | Gold                        | Silver                      | Bronze                   |
|--------------------------|-----------------------------|-----------------------------|--------------------------|
| <b>Sitting</b>           | VAUCHOK Liudmila (BLR)      | IURKOVSKA Olena (UKR)       | BOURGONJE Colette (CAN)  |
| <b>Standing</b>          | ROGOWIEC Katarzyna (POL)    | BURMISTROVA Anna (RUS)      | BATENKOVA Yuliya (UKR)   |
| <b>Visually Impaired</b> | VASILIEVA Liubov (RUS)      | SKARABAHATAYA Yadviha (BLR) | ILYUCHENKO Tatiana (RUS) |
|                          | Guide: GOLDINOV Viatcheslav | Guide: HALLRUKOVICH Vasili  | Guide: KOSHKIN Valeriy   |





## FINAL RESULTS

PRAGELATO PLAN SUN 12 MAR 2006 START TIME 11:00 END TIME 11:38

| Jury Information             |                         | Course Information      |                 |
|------------------------------|-------------------------|-------------------------|-----------------|
| Technical Delegate           | VAN DRIEL Rita (NED)    | Course Name:            | 2,5 km Standing |
| Assistant Technical Delegate | NEESER Hans-Peter (SUI) | Height Difference (HD): | 36 m            |
| Chief of Competition         | D'INCAL Dario (ITA)     | Maximum Climb (MC):     | 25 m            |
| Chief of Course              | RELA Demetrio (ITA)     | Total Climb (MT):       | 94 m            |
| Member                       | KARI Tanja (FIN)        | Length of Lap:          | 2654 m          |
| FIS Technical Delegate       | EGLI Christian (SUI)    | Number of Laps:         | 2               |
| Chief of Classification      | LANNEM Anne (NOR)       |                         |                 |

| Rank | Bib | Name                 | NPC Code | Sport Class | %  | 0.9 km      | 2.5 km       | Finish  | Behind   | Real Time |
|------|-----|----------------------|----------|-------------|----|-------------|--------------|---------|----------|-----------|
| 1    | 82  | COOK Steven          | USA      | LW4         | 96 | 1:29.4 (1)  | 6:27.3 (3)   | 12:36.2 | 0.0      | 13:07.7   |
| 2    | 78  | SILCHANKA Siarhei    | BLR      | LW8         | 97 | 1:34.3 (=5) | 6:41.0 (7)   | 12:41.0 | +4.8     | 13:04.5   |
| 3    | 56  | OELSNER Thomas       | GER      | LW6         | 96 | 1:40.5 (17) | 6:25.7 (2)   | 12:45.3 | +9.1     | 13:17.2   |
| 4    | 57  | MIKHAYLOV Kirill     | RUS      | LW4         | 96 | 1:33.5 (3)  | 6:19.1 (1)   | 13:00.6 | +24.4    | 13:33.2   |
| 5    | 72  | HAUGEN Kjartan       | NOR      | LW4         | 96 | 1:35.0 (7)  | 6:39.8 (6)   | 13:03.8 | +27.6    | 13:36.5   |
| 6    | 54  | GARIFOULLIN Rustam   | RUS      | LW8         | 97 | 1:42.4 (19) | 6:30.7 (4)   | 13:09.1 | +32.9    | 13:33.5   |
| 7    | 68  | KURZ Michael         | AUT      | LW9         | 92 | 1:40.6 (18) | 6:50.5 (11)  | 13:11.0 | +34.8    | 14:19.7   |
| 8    | 55  | GIESEN Josef         | GER      | LW5/7       | 87 | 1:50.0 (25) | 6:46.5 (10)  | 13:13.1 | +36.9    | 15:11.7   |
| 9    | 65  | ULSET Nils Erik      | NOR      | LW3         | 89 | 1:40.4 (16) | 6:42.5 (8)   | 13:13.4 | +37.2    | 14:51.5   |
| 10   | 64  | YANCHUK Konstantin   | RUS      | LW5/7       | 87 | 1:34.3 (=5) | 6:31.7 (5)   | 13:18.8 | +42.6    | 15:18.1   |
| 11   | 79  | HUSTVEIT Andreas     | NOR      | LW8         | 97 | 1:38.5 (14) | 6:58.1 (16)  | 13:19.7 | +43.5    | 13:44.4   |
| 12   | 66  | BALDAUF Joerg        | GER      | LW9         | 90 | 1:42.8 (20) | 6:55.5 (13)  | 13:28.2 | +52.0    | 14:58.0   |
| 13   | 81  | THAUER Harald        | GER      | LW4         | 96 | 1:35.5 (8)  | 6:56.4 (14)  | 13:30.5 | +54.3    | 14:04.3   |
| 14   | 76  | LACROIX Emmanuel     | FRA      | LW8         | 97 | 1:38.0 (13) | 7:06.2 (21)  | 13:34.1 | +57.9    | 13:59.2   |
| 15   | 70  | BOURSEAUX Yannick    | FRA      | LW6         | 96 | 1:43.7 (23) | 7:07.6 (22)  | 13:37.8 | +1:01.6  | 14:11.9   |
| 16   | 80  | TUOMISTO Ilkka       | FIN      | LW8         | 97 | 1:33.9 (4)  | 7:04.3 (19)  | 13:41.9 | +1:05.7  | 14:07.3   |
| 17   | 61  | BALUKHTO Oleg        | RUS      | LW6         | 96 | 1:40.0 (15) | 6:45.2 (9)   | 13:42.4 | +1:06.2  | 14:16.7   |
| 18   | 75  | KAZAKOV Vladimir     | RUS      | LW9         | 93 | 1:37.9 (12) | 7:04.1 (18)  | 13:48.0 | +1:11.8  | 14:50.3   |
| 19   | 60  | LILLEBERG Svein      | NOR      | LW2         | 86 | 1:43.0 (21) | 6:52.0 (12)  | 13:49.2 | +1:13.0  | 16:04.2   |
| 20   | 74  | NITTA Yoshihiro      | JPN      | LW8         | 97 | 1:36.7 (10) | 7:04.6 (20)  | 13:55.8 | +1:19.6  | 14:21.7   |
| 21   | 73  | MAKAMEDINOV Alfis    | RUS      | LW2         | 91 | 1:37.5 (11) | 7:00.5 (17)  | 13:57.1 | +1:20.9  | 15:19.8   |
| 22   | 62  | MILLAR James Kenneth | AUS      | LW8         | 97 | 1:36.5 (9)  | 6:56.6 (15)  | 14:12.2 | +1:36.0  | 14:38.6   |
| 23   | 71  | KOLODZIEJ Jan        | POL      | LW3         | 80 | 1:31.9 (2)  | 7:08.2 (23)  | 14:32.7 | +1:56.5  | 18:10.9   |
| 24   | 53  | PAGET Franck         | FRA      | LW6         | 96 | 1:52.3 (26) | 7:15.9 (24)  | 14:36.7 | +2:00.5  | 15:13.2   |
| 25   | 77  | SCHROFER Pascal      | SUI      | LW8         | 97 | 1:45.9 (24) | 7:46.7 (27)  | 14:44.6 | +2:08.4  | 15:12.0   |
| 26   | 69  | PERKINS Daniel       | USA      | LW4         | 96 | 1:43.1 (22) | 7:36.4 (26)  | 15:05.2 | +2:29.0  | 15:43.0   |
| 27   | 52  | ZHANG Jie            | CHN      | LW6         | 96 | 1:54.7 (28) | 7:25.6 (25)  | 15:17.0 | +2:40.8  | 15:55.2   |
| 28   | 51  | CRENSHAW Michael     | USA      | LW4         | 96 | 2:02.3 (29) | 7:48.3 (28)  | 15:26.9 | +2:50.7  | 16:05.6   |
| 29   | 67  | WANG Jinyou          | CHN      | LW8         | 97 | 1:53.6 (27) | 8:31.4 (29)  | 16:48.7 | +4:12.5  | 17:19.9   |
| 30   | 63  | SYSSOLYATIN Oleg     | KAZ      | LW6         | 96 | 2:33.2 (30) | 12:31.5 (30) | 24:34.9 | +11:58.7 | 25:36.4   |
| 31   | 59  | NYAMAA Sukhbaatar    | MGL      | LW8         | 97 | 3:01.0 (31) | 17:09.2 (31) | 32:24.7 | +19:48.5 | 33:24.8   |

### Did not start

58 DAROVSKIKH Valeriy RUS LW8




## FINAL RESULTS

PRAGELATO PLAN SUN 12 MAR 2006 START TIME 11:00 END TIME 11:38

| Weather | Snow Condition | Temperatures [°C] |        | Participants/NOC |        |     |     |     |
|---------|----------------|-------------------|--------|------------------|--------|-----|-----|-----|
|         |                | Air               | Snow   | Entries          | Ranked | DNS | DNF | DSQ |
| Sunny   | Packed         | -3.3°C            | -5.2°C | 32               | 31     | 1   | 0   | 0   |

Technical Delegate



VAN DRIEL Rita (NED)

Competition Secretary



FRIQUET Sabrina (ITA)

**NOTE**

All times except "Real Time" are calculated times. Calculated time is the real time multiplied by the athlete's percentage.

**LEGEND**

= Sign indicates a tie for rank      DNF Did not finish      DNS Did not start  
 DSQ Disqualified



## FINAL RESULTS

PRAGELATO PLAN SUN 12 MAR 2006 START TIME 11:20 END TIME 11:45

| Jury Information             |                         | Course Information      |                 |
|------------------------------|-------------------------|-------------------------|-----------------|
| Technical Delegate           | VAN DRIEL Rita (NED)    | Course Name:            | 2,5 km Standing |
| Assistant Technical Delegate | NEESER Hans-Peter (SUI) | Height Difference (HD): | 36 m            |
| Chief of Competition         | D'INCAL Dario (ITA)     | Maximum Climb (MC):     | 25 m            |
| Chief of Course              | RELA Demetrio (ITA)     | Total Climb (MT):       | 94 m            |
| Member                       | KARI Tanja (FIN)        | Length of Lap:          | 2654 m          |
| FIS Technical Delegate       | EGLI Christian (SUI)    | Number of Laps:         | 2               |
| Chief of Classification      | LANNEM Anne (NOR)       |                         |                 |

| Rank | Bib | Name  | NPC Code | Sport Class | %   | 0.9 km       | 2.5 km      | Finish  | Behind  | Real Time |
|------|-----|---|----------|-------------|-----|--------------|-------------|---------|---------|-----------|
| 1    | 97  | McKEEVER Brian<br>Guide: MCKEEVER Robin         | CAN      | B3          | 100 | 1:31.5 (3)   | 5:55.6 (2)  | 11:35.1 | 0.0     | 11:35.1   |
| 2    | 92  | HOEFLE Frank<br>Guide: WACHLIN Johannes         | GER      | B2          | 98  | 1:23.7 (1)   | 5:54.5 (1)  | 11:52.5 | +17.4   | 12:07.0   |
| 3    | 109 | FLO Helge<br>Guide: LOSNEGARD Thomas            | NOR      | B1          | 85  | 1:39.2 (=12) | 6:26.4 (9)  | 12:13.9 | +38.8   | 14:23.4   |
| 4    | 104 | BREM Wilhelm<br>Guide: ZIPFEL Ulrich            | GER      | B1          | 85  | 1:39.2 (=12) | 6:22.4 (5)  | 12:19.2 | +44.1   | 14:29.6   |
| 5    | 96  | MANNANOV Irek<br>Guide: PAVLOV Rustam           | RUS      | B3          | 100 | 1:37.7 (9)   | 6:14.3 (3)  | 12:19.7 | +44.6   | 12:19.7   |
| 6    | 106 | SHAPTSIABOI Vasilii<br>Guide: SHABLOUSK Mikalai | BLR      | B2          | 98  | 1:32.6 (4)   | 6:17.1 (4)  | 12:20.4 | +45.3   | 12:35.5   |
| 7    | 105 | LUKYANENKO Vitaliy<br>Guide: IVANOV Volodymyr   | UKR      | B3          | 100 | 1:35.3 (5)   | 6:22.9 (6)  | 12:31.9 | +56.8   | 12:31.9   |
| 8    | 102 | KOUPCHINSKY Valery<br>Guide: DOUBOV Viatcheslav | RUS      | B1          | 85  | 1:38.6 (10)  | 6:25.3 (7)  | 12:33.5 | +58.4   | 14:46.5   |
| 9    | 91  | OLLANKETO Jarmo<br>Guide: TOERMAENEN Marko      | FIN      | B2          | 98  | 1:29.6 (2)   | 6:25.4 (8)  | 12:56.2 | +1:21.1 | 13:12.0   |
| 10   | 108 | BENTELE Michael<br>Guide: FRIEDRICH Thomas      | GER      | B1          | 85  | 1:37.2 (7)   | 6:47.6 (10) | 13:12.4 | +1:37.3 | 15:32.3   |
| 11   | 110 | KOBAYASHI Minoru<br>Guide: ODAIRA Norio         | JPN      | B1          | 85  | 1:37.4 (8)   | 6:48.9 (11) | 13:23.7 | +1:48.6 | 15:45.5   |
| 12   | 107 | ZAMPIN Elie<br>Guide: CHOUPIIN Alexis           | FRA      | B3          | 100 | 1:36.4 (6)   | 6:49.9 (12) | 13:25.0 | +1:49.9 | 13:25.0   |
| 13   | 103 | TERRAL Philippe<br>Guide: PETTELOT Yohann       | FRA      | B2          | 98  | 1:44.6 (14)  | 6:53.7 (13) | 13:34.1 | +1:59.0 | 13:50.7   |
| 14   | 93  | GATSCHER Franz<br>Guide: GAMPER Stefano         | ITA      | B2          | 98  | 1:39.0 (11)  | 7:14.3 (14) | 14:23.5 | +2:48.4 | 14:41.2   |
| 15   | 99  | SORHAUG Ragnar<br>Guide: HAUGLAND Stian         | NOR      | B2          | 98  | 1:47.7 (15)  | 7:30.8 (15) | 14:46.7 | +3:11.6 | 15:04.8   |
| 16   | 98  | KATO Hiroshi<br>Guide: NOZOKI Takehito          | JPN      | B2          | 98  | 1:56.7 (16)  | 8:05.3 (16) | 16:08.6 | +4:33.5 | 16:28.4   |
| 17   | 94  | TSOKANOV Aleksandar<br>Guide: PLANKOV Iskren    | BUL      | B2          | 98  | 2:05.2 (17)  | 8:57.7 (17) | 17:43.1 | +6:08.0 | 18:04.8   |
| 18   | 101 | IVANOV Ivan<br>Guide: LEBANOV Yordan            | BUL      | B3          | 100 | 2:27.6 (18)  | 9:34.1 (18) | 18:38.4 | +7:03.3 | 18:38.4   |
| 19   | 100 | SEITOV Zeinolla<br>Guide: MARMUROV Grigorij     | KAZ      | B3          | 100 | 2:33.9 (19)  | 9:51.7 (19) | 18:54.8 | +7:19.7 | 18:54.8   |

### Did not start

95 MUNTS Oleh UKR B1



## FINAL RESULTS

PRAGELATO PLAN SUN 12 MAR 2006 START TIME 11:20 END TIME 11:45

| Weather | Snow Condition | Temperatures [°C] |        | Participants/NOC |        |     |     |     |
|---------|----------------|-------------------|--------|------------------|--------|-----|-----|-----|
|         |                | Air               | Snow   | Entries          | Ranked | DNS | DNF | DSQ |
| Sunny   | Packed         | -3.3°C            | -5.2°C | 20               | 19     | 1   | 0   | 0   |

Technical Delegate



VAN DRIEL Rita (NED)

Competition Secretary



FRIQUET Sabrina (ITA)

**NOTE**

All times except "Real Time" are calculated times. Calculated time is the real time multiplied by the athlete's percentage.

**LEGEND**

= Sign indicates a tie for rank      DNF Did not finish      DNS Did not start  
 DSQ Disqualified



## FINAL RESULTS

PRAGELATO PLAN SUN 12 MAR 2006 START TIME 10:10 END TIME 10:42

| Jury Information             |                         | Course Information      |            |
|------------------------------|-------------------------|-------------------------|------------|
| Technical Delegate           | VAN DRIEL Rita (NED)    | Course Name:            | 2,5 km Sit |
| Assistant Technical Delegate | NEESER Hans-Peter (SUI) | Height Difference (HD): | 16 m       |
| Chief of Competition         | D'INCAL Dario (ITA)     | Maximum Climb (MC):     | 11 m       |
| Chief of Course              | RELA Demetrio (ITA)     | Total Climb (MT):       | 66 m       |
| Member                       | KARI Tanja (FIN)        | Length of Lap:          | 2582 m     |
| FIS Technical Delegate       | EGLI Christian (SUI)    | Number of Laps:         | 2          |
| Chief of Classification      | LANNEM Anne (NOR)       |                         |            |

| Rank | Bib | Name                   | NPC Code | Sport Class | %   | 0.9 km       | 2.5 km       | Finish  | Behind  | Real Time |
|------|-----|------------------------|----------|-------------|-----|--------------|--------------|---------|---------|-----------|
| 1    | 46  | KRYJANOVSKI Taras      | RUS      | LW11,5      | 98  | 1:56.8 (3)   | 8:16.7 (5)   | 15:38.8 | 0.0     | 15:57.9   |
| 2    | 40  | KOSTIUK Iurii          | UKR      | LW10,5      | 91  | 1:48.3 (1)   | 8:01.0 (1)   | 15:39.4 | +0.6    | 17:12.3   |
| 3    | 21  | MARGUERETTAZ Alain     | FRA      | LW11        | 94  | 2:03.6 (13)  | 8:08.2 (3)   | 15:59.7 | +20.9   | 17:01.0   |
| 4    | 30  | SHILOV Sergej          | RUS      | LW10        | 86  | 1:57.6 (4)   | 8:08.9 (4)   | 16:02.0 | +23.2   | 18:38.6   |
| 5    | 26  | ANTHOFER Oliver        | AUT      | LW11        | 94  | 1:58.3 (6)   | 8:05.6 (2)   | 16:06.2 | +27.4   | 17:07.9   |
| 6    | 37  | KISELEV Vladimir       | RUS      | LW12        | 100 | 1:58.6 (=7)  | 8:22.3 (6)   | 16:26.7 | +47.9   | 16:26.7   |
| 7    | 49  | MOROZOV Vladyslav      | UKR      | LW12        | 100 | 1:54.4 (2)   | 8:24.4 (7)   | 16:29.6 | +50.8   | 16:29.6   |
| 8    | 48  | DAVIDOVICH Aliaksandr  | BLR      | LW12        | 100 | 1:58.2 (5)   | 8:29.9 (9)   | 16:30.6 | +51.8   | 16:30.6   |
| 9    | 22  | FIEDOR Wieslaw         | POL      | LW12        | 100 | 2:13.5 (25)  | 8:37.4 (14)  | 16:40.5 | +1:01.7 | 16:40.5   |
| 10   | 43  | WATOR Robert           | POL      | LW12        | 100 | 2:03.7 (=14) | 8:31.5 (10)  | 16:44.7 | +1:05.9 | 16:44.7   |
| 11   | 47  | BALK Bob               | USA      | LW11,5      | 98  | 2:01.6 (10)  | 8:44.2 (16)  | 16:46.3 | +1:07.5 | 17:06.8   |
| 12   | 27  | VASYUTYNSKYI Oleksandr | UKR      | LW11        | 94  | 2:06.6 (19)  | 8:29.2 (8)   | 16:57.6 | +1:18.8 | 18:02.5   |
| 13   | 39  | HUBER Bruno            | SUI      | LW12        | 100 | 1:58.6 (=7)  | 8:36.2 (12)  | 17:01.2 | +1:22.4 | 17:01.2   |
| 14   | 33  | TERENTIEV Mikhail      | RUS      | LW10        | 86  | 2:05.2 (17)  | 8:35.0 (11)  | 17:03.6 | +1:24.8 | 19:50.2   |
| 15   | 36  | ZARIPOV Irek           | RUS      | LW12        | 100 | 2:07.0 (20)  | 8:36.7 (13)  | 17:04.2 | +1:25.4 | 17:04.2   |
| 16   | 28  | MASIELLO Enzo          | ITA      | LW11        | 94  | 2:12.9 (24)  | 8:42.1 (15)  | 17:07.2 | +1:28.4 | 18:12.8   |
| 17   | 23  | HENRIKSEN Karl Einar   | NOR      | LW11        | 94  | 2:11.9 (23)  | 8:46.1 (17)  | 17:14.8 | +1:36.0 | 18:20.9   |
| 18   | 45  | WEBER Ruedi            | SUI      | LW11        | 94  | 2:01.9 (11)  | 8:58.9 (21)  | 17:17.2 | +1:38.4 | 18:23.4   |
| 19   | 24  | FU Chunshan            | CHN      | LW12        | 100 | 2:10.3 (22)  | 8:51.2 (19)  | 17:18.6 | +1:39.8 | 17:18.6   |
| 20   | 38  | SUN Qiu                | CHN      | LW11,5      | 98  | 2:02.6 (12)  | 8:48.3 (18)  | 17:33.6 | +1:54.8 | 17:55.1   |
| 21   | 44  | MUSANOV Leonid         | RUS      | LW10        | 86  | 2:14.5 (26)  | 9:17.0 (25)  | 17:42.5 | +2:03.7 | 20:35.5   |
| 22   | 25  | FREI Heinz             | SUI      | LW10        | 86  | 2:15.1 (27)  | 9:02.4 (22)  | 18:10.4 | +2:31.6 | 21:07.9   |
| 23   | 32  | KLEBL Christopher      | USA      | LW11        | 94  | 2:01.2 (9)   | 8:58.6 (20)  | 18:15.5 | +2:36.7 | 19:25.5   |
| 24   | 34  | MALLORY Gregory        | USA      | LW11        | 94  | 2:03.7 (=14) | 9:03.1 (23)  | 18:20.7 | +2:41.9 | 19:30.9   |
| 25   | 31  | NAGATA Hiroyuki        | JPN      | LW10        | 86  | 2:06.0 (18)  | 9:15.7 (24)  | 18:38.4 | +2:59.6 | 21:40.5   |
| 26   | 41  | ROSIEK Kamil           | POL      | LW12        | 100 | 2:04.2 (16)  | 9:20.8 (26)  | 18:44.9 | +3:06.1 | 18:44.9   |
| 27   | 29  | BOILY Jean Thomas      | CAN      | LW10,5      | 91  | 2:09.8 (21)  | 9:23.2 (27)  | 19:02.5 | +3:23.7 | 20:55.5   |
| 28   | 42  | ARNOLDI Ermenegildo    | ITA      | LW11,5      | 98  | 2:16.0 (28)  | 9:44.1 (28)  | 19:20.4 | +3:41.6 | 19:44.0   |
| 29   | 35  | PELLETIER Jimmy        | CAN      | LW10        | 86  | 2:21.8 (29)  | 10:04.6 (29) | 19:24.4 | +3:45.6 | 22:33.9   |


| Weather | Snow Condition | Temperatures [°C] |        | Participants/NOC |        |     |     |     |
|---------|----------------|-------------------|--------|------------------|--------|-----|-----|-----|
|         |                | Air               | Snow   | Entries          | Ranked | DNS | DNF | DSQ |
| Sunny   | Packed         | -4.1°C            | -6.9°C | 29               | 29     | 0   | 0   | 0   |

Technical Delegate



VAN DRIEL Rita (NED)

Competition Secretary



FRIQUET Sabrina (ITA)

### NOTE

All times except "Real Time" are calculated times. Calculated time is the real time multiplied by the athlete's percentage.

### LEGEND

= Sign indicates a tie for rank      DNF Did not finish      DNS Did not start  
DSQ Disqualified



## FINAL RESULTS

PRAGELATO PLAN SUN 12 MAR 2006 START TIME 11:40 END TIME 12:06

| Jury Information             |                         | Course Information      |                 |
|------------------------------|-------------------------|-------------------------|-----------------|
| Technical Delegate           | VAN DRIEL Rita (NED)    | Course Name:            | 2,5 km Standing |
| Assistant Technical Delegate | NEESER Hans-Peter (SUI) | Height Difference (HD): | 36 m            |
| Chief of Competition         | D'INCAL Dario (ITA)     | Maximum Climb (MC):     | 25 m            |
| Chief of Course              | RELA Demetrio (ITA)     | Total Climb (MT):       | 94 m            |
| Member                       | KARI Tanja (FIN)        | Length of Lap:          | 2654 m          |
| FIS Technical Delegate       | EGLI Christian (SUI)    | Number of Laps:         | 2               |
| Chief of Classification      | LANNEM Anne (NOR)       |                         |                 |

| Rank | Bib | Name               | NPC Code | Sport Class | %  | 0.9 km      | 2.5 km       | Finish  | Behind  | Real Time |
|------|-----|--------------------|----------|-------------|----|-------------|--------------|---------|---------|-----------|
| 1    | 123 | ROGOWIEC Katarzyna | POL      | LW5/7       | 87 | 1:44.4 (1)  | 7:29.9 (1)   | 15:00.7 | 0.0     | 17:15.3   |
| 2    | 121 | BURMISTROVA Anna   | RUS      | LW8         | 97 | 1:53.7 (3)  | 7:51.4 (2)   | 15:28.0 | +27.3   | 15:56.7   |
| 3    | 114 | BATENKOVA Yuliya   | UKR      | LW6         | 96 | 2:14.7 (11) | 8:07.2 (3)   | 15:45.6 | +44.9   | 16:25.0   |
| 4    | 118 | FLORIET Anne       | FRA      | LW9         | 91 | 2:08.0 (10) | 8:24.3 (5)   | 16:07.0 | +1:06.3 | 17:42.7   |
| 5    | 122 | DEVITTORI Chiara   | SUI      | LW4         | 96 | 1:56.9 (5)  | 8:26.3 (7)   | 16:28.5 | +1:27.8 | 17:09.7   |
| 6    | 112 | GORBUNOVA Alena    | RUS      | LW8         | 97 | 2:06.8 (9)  | 8:25.0 (6)   | 16:53.0 | +1:52.3 | 17:24.3   |
| 7    | 119 | LOEYTYNOJA Maija   | FIN      | LW8         | 97 | 2:02.7 (8)  | 8:38.0 (8)   | 16:53.6 | +1:52.9 | 17:24.9   |
| 8    | 120 | UNDERKOFLEK Kelly  | USA      | LW8         | 97 | 2:01.4 (7)  | 8:39.7 (9)   | 17:02.6 | +2:01.9 | 17:34.2   |
| 9    | 125 | VARONA Larysa      | BLR      | LW8         | 97 | 1:56.8 (4)  | 8:23.4 (4)   | 17:14.0 | +2:13.3 | 17:45.9   |
| 10   | 116 | NOVAGLIO Pamela    | ITA      | LW6         | 96 | 2:15.9 (12) | 8:58.5 (11)  | 17:30.5 | +2:29.8 | 18:14.3   |
| 11   | 117 | SELLIN Stina       | SWE      | LW8         | 97 | 1:59.6 (6)  | 9:07.6 (12)  | 18:03.5 | +3:02.8 | 18:37.0   |
| 12   | 111 | SZAROTA Anna       | POL      | LW6         | 96 | 2:25.7 (13) | 9:25.6 (13)  | 18:21.5 | +3:20.8 | 19:07.4   |
| 13   | 115 | GRON Grazyna       | POL      | LW8         | 97 | 2:26.0 (14) | 9:32.5 (14)  | 18:37.3 | +3:36.6 | 19:11.9   |
| 14   | 124 | DEKIJIMA Momoko    | JPN      | LW6         | 96 | 1:49.3 (2)  | 8:46.4 (10)  | 18:52.8 | +3:52.1 | 19:40.0   |
| 15   | 113 | PENG Yuanyuan      | CHN      | LW8         | 97 | 2:36.2 (15) | 10:31.1 (15) | 20:39.8 | +5:39.1 | 21:18.1   |


| Weather | Snow Condition | Temperatures [°C] |        | Participants/NOC |        |     |     |     |
|---------|----------------|-------------------|--------|------------------|--------|-----|-----|-----|
|         |                | Air               | Snow   | Entries          | Ranked | DNS | DNF | DSQ |
| Sunny   | Packed         | -2.4°C            | -3.5°C | 15               | 15     | 0   | 0   | 0   |

Technical Delegate



VAN DRIEL Rita (NED)

Competition Secretary



FRIQUET Sabrina (ITA)

### NOTE

All times except "Real Time" are calculated times. Calculated time is the real time multiplied by the athlete's percentage.

### LEGEND

DNF Did not finish    DNS Did not start    DSQ Disqualified



## FINAL RESULTS

PRAGELATO PLAN SUN 12 MAR 2006 START TIME 11:50 END TIME 12:14

| Jury Information             |                         | Course Information      |                 |  |  |
|------------------------------|-------------------------|-------------------------|-----------------|--|--|
| Technical Delegate           | VAN DRIEL Rita (NED)    | Course Name:            | 2,5 km Standing |  |  |
| Assistant Technical Delegate | NEESER Hans-Peter (SUI) | Height Difference (HD): | 36 m            |  |  |
| Chief of Competition         | D'INCAL Dario (ITA)     | Maximum Climb (MC):     | 25 m            |  |  |
| Chief of Course              | RELA Demetrio (ITA)     | Total Climb (MT):       | 94 m            |  |  |
| Member                       | KARI Tanja (FIN)        | Length of Lap:          | 2654 m          |  |  |
| FIS Technical Delegate       | EGLI Christian (SUI)    | Number of Laps:         | 2               |  |  |
| Chief of Classification      | LANNEM Anne (NOR)       |                         |                 |  |  |

| Rank | Bib | Name  | NPC Code | Sport Class | %   | 0.9 km      | 2.5 km       | Finish  | Behind  | Real Time |
|------|-----|---|----------|-------------|-----|-------------|--------------|---------|---------|-----------|
| 1    | 139 | BENTELE Verena<br>Guide: LANKES Franz               | GER      | B1          | 85  | 1:53.8 (4)  | 7:21.9 (1)   | 14:22.1 | 0.0     | 16:54.3   |
| 2    | 138 | ILYUCHENKO Tatiana<br>Guide: KOSHKIN Valeriy        | RUS      | B3          | 100 | 1:50.7 (2)  | 7:31.6 (2)   | 14:55.9 | +33.8   | 14:55.9   |
| 3    | 142 | VASILIEVA Liubov<br>Guide: GOLDINOV Viatcheslav     | RUS      | B2          | 98  | 1:54.5 (5)  | 7:39.2 (3)   | 15:13.5 | +51.4   | 15:32.1   |
| 4    | 134 | IBRAGINOVA Elvira<br>Guide: GUMEROV Salavat         | RUS      | B3          | 100 | 2:07.3 (10) | 8:08.5 (6)   | 15:54.1 | +1:32.0 | 15:54.1   |
| 5    | 137 | TABOURET Emilie<br>Guide: REY Sophie                | FRA      | B1          | 85  | 1:49.2 (1)  | 8:01.5 (5)   | 15:57.5 | +1:35.4 | 18:46.5   |
| 6    | 141 | SKARABAHATAYA Yadviha<br>Guide: HALLRUKOVICH Vasili | BLR      | B2          | 98  | 1:50.8 (3)  | 7:48.4 (4)   | 16:18.1 | +1:56.0 | 16:38.1   |
| 7    | 140 | BREDAHL Anne-Mette<br>Guide: BERGLUND Monica        | DEN      | B1          | 85  | 2:03.4 (8)  | 8:27.2 (9)   | 16:25.7 | +2:03.6 | 19:19.7   |
| 8    | 135 | KIISKI Sisko<br>Guide: SALMINEN Timo                | FIN      | B3          | 100 | 2:06.5 (9)  | 8:29.7 (10)  | 16:29.2 | +2:07.1 | 16:29.2   |
| 9    | 143 | GRAVVOLD Tone<br>Guide: THOMASSEN Fredrik           | NOR      | B2          | 98  | 1:59.6 (6)  | 8:22.7 (7)   | 16:45.0 | +2:22.9 | 17:05.5   |
| 10   | 136 | HAN Lixia<br>Guide: GAO Changcheng                  | CHN      | B2          | 98  | 2:02.8 (7)  | 8:25.5 (8)   | 16:47.6 | +2:25.5 | 17:08.2   |
| 11   | 133 | MORIN Nathalie<br>Guide: MORIN Michel               | FRA      | B3          | 100 | 2:08.5 (11) | 8:47.8 (11)  | 16:55.9 | +2:33.8 | 16:55.9   |
| 12   | 132 | SMYRNOVA Tetyana<br>Guide: YASHCHENKO Imor          | UKR      | B3          | 100 | 2:15.1 (12) | 8:58.7 (12)  | 17:19.9 | +2:57.8 | 17:19.9   |
| 13   | 131 | KOLEVA Blagovesta<br>Guide: PETKANIN Dimitar        | BUL      | B3          | 100 | 2:49.3 (13) | 11:07.9 (13) | 22:20.3 | +7:58.2 | 22:20.3   |


| Weather | Snow Condition | Temperatures [°C] |        | Participants/NOC |        |     |     |     |
|---------|----------------|-------------------|--------|------------------|--------|-----|-----|-----|
|         |                | Air               | Snow   | Entries          | Ranked | DNS | DNF | DSQ |
| Sunny   | Packed         | -2.4°C            | -3.5°C | 13               | 13     | 0   | 0   | 0   |

Technical Delegate



VAN DRIEL Rita (NED)

Competition Secretary



FRIQUET Sabrina (ITA)

**NOTE**  
All times except "Real Time" are calculated times. Calculated time is the real time multiplied by the athlete's percentage.

**LEGEND**  
DNF Did not finish    DNS Did not start    DSQ Disqualified



## FINAL RESULTS

PRAGELATO PLAN SUN 12 MAR 2006 START TIME 10:00 END TIME 10:14

| Jury Information             |                         | Course Information      |            |
|------------------------------|-------------------------|-------------------------|------------|
| Technical Delegate           | VAN DRIEL Rita (NED)    | Course Name:            | 2,5 km Sit |
| Assistant Technical Delegate | NEESER Hans-Peter (SUI) | Height Difference (HD): | 16 m       |
| Chief of Competition         | D'INCAL Dario (ITA)     | Maximum Climb (MC):     | 11 m       |
| Chief of Course              | RELA Demetrio (ITA)     | Total Climb (MT):       | 66 m       |
| Member                       | KARI Tanja (FIN)        | Length of Lap:          | 2582 m     |
| FIS Technical Delegate       | EGLI Christian (SUI)    | Number of Laps:         | 1          |
| Chief of Classification      | LANNEM Anne (NOR)       |                         |            |

| Rank | Bib | Name                 | NPC Code | Sport Class | %   | 0.9 km      | Finish  | Behind  | Real Time |
|------|-----|----------------------|----------|-------------|-----|-------------|---------|---------|-----------|
| 1    | 11  | IURKOVSKA Olena      | UKR      | LW12        | 100 | 2:15.6 (1)  | 8:27.9  | 0.0     | 8:27.9    |
| 2    | 10  | VAUCHOK Liudmila     | BLR      | LW11        | 94  | 2:18.1 (3)  | 8:46.5  | +18.6   | 9:20.1    |
| 3    | 9   | PAVLENKO Lyudmyla    | UKR      | LW11,5      | 98  | 2:26.3 (5)  | 8:54.0  | +26.1   | 9:04.9    |
| 4    | 8   | POLYAKOVA Irina      | RUS      | LW12        | 100 | 2:15.8 (2)  | 9:00.0  | +32.1   | 9:00.0    |
| 5    | 3   | TRYFONOVA Svitlana   | UKR      | LW11        | 94  | 2:32.7 (7)  | 9:23.2  | +55.3   | 9:59.2    |
| 6    | 2   | BOURGONJE Colette    | CAN      | LW10        | 86  | 2:33.8 (8)  | 9:30.5  | +1:02.6 | 11:03.4   |
| 7    | 7   | WHYTE Shauna Maria   | CAN      | LW11,5      | 98  | 2:19.1 (4)  | 9:48.6  | +1:20.7 | 10:00.6   |
| 8    | 5   | CABLE Candace        | USA      | LW11        | 94  | 2:29.8 (6)  | 9:48.7  | +1:20.8 | 10:26.3   |
| 9    | 6   | BASCIO Monica        | USA      | LW11        | 94  | 2:36.1 (9)  | 10:04.1 | +1:36.2 | 10:42.7   |
| 10   | 1   | PORCELLATO Francesca | ITA      | LW10        | 86  | 2:36.7 (10) | 10:44.9 | +2:17.0 | 12:29.9   |
| 11   | 4   | ZHANG Nannan         | CHN      | LW12        | 100 | 2:54.7 (11) | 11:10.2 | +2:42.3 | 11:10.2   |

| Weather | Snow Condition | Temperatures [°C] |        | Participants/NOC |        |     |     |     |
|---------|----------------|-------------------|--------|------------------|--------|-----|-----|-----|
|         |                | Air               | Snow   | Entries          | Ranked | DNS | DNF | DSQ |
| Sunny   | Packed         | -5.4°C            | -8.5°C | 11               | 11     | 0   | 0   | 0   |

Technical Delegate



VAN DRIEL Rita (NED)

Competition Secretary



FRIQUET Sabrina (ITA)

### NOTE

All times except "Real Time" are calculated times. Calculated time is the real time multiplied by the athlete's percentage.

### LEGEND

DNF Did not finish    DNS Did not start    DSQ Disqualified





## FINAL RESULTS

PRAGELATO PLAN WED 15 MAR 2006 START TIME 10:00 END TIME 11:04

| Jury Information             |                         | Course Information      |               |
|------------------------------|-------------------------|-------------------------|---------------|
| Technical Delegate           | VAN DRIEL Rita (NED)    | Course Name:            | 5 km Standing |
| Assistant Technical Delegate | NEESER Hans-Peter (SUI) | Height Difference (HD): | 53 m          |
| Chief of Competition         | D'INCAL Dario (ITA)     | Maximum Climb (MC):     | 28 m          |
| Chief of Course              | RELA Demetrio (ITA)     | Total Climb (MT):       | 152 m         |
| Member                       | KARI Tanja (FIN)        | Length of Lap:          | 5115 m        |
| FIS Technical Delegate       | EGLI Christian (SUI)    | Number of Laps:         | 2             |
| Chief of Classification      | LANNEM Anne (NOR)       |                         |               |

| Rank | Bib | Name                 | NPC Code | Sport Class | %  | 0.9 km       | 5.0 km       | Finish  | Behind  | Real Time |
|------|-----|----------------------|----------|-------------|----|--------------|--------------|---------|---------|-----------|
| 1    | 12  | COOK Steven          | USA      | LW4         | 96 | 1:47.9 (7)   | 13:23.4 (1)  | 27:22.8 | 0.0     | 28:31.2   |
| 2    | 24  | MAKAMEDINOV Alfis    | RUS      | LW2         | 92 | 1:43.7 (2)   | 13:36.7 (4)  | 27:59.8 | +37.0   | 30:25.8   |
| 3    | 26  | MIKHAYLOV Kirill     | RUS      | LW4         | 96 | 1:50.0 (10)  | 13:35.8 (3)  | 28:06.5 | +43.7   | 29:16.7   |
| 4    | 30  | HAUGEN Kjartan       | NOR      | LW4         | 96 | 1:46.2 (3)   | 13:30.6 (2)  | 28:08.3 | +45.5   | 29:18.6   |
| 5    | 14  | LILLEBERG Svein      | NOR      | LW2         | 91 | 1:50.5 (11)  | 13:45.7 (5)  | 28:11.4 | +48.6   | 30:58.7   |
| 6    | 29  | TUOMISTO Ilkka       | FIN      | LW8         | 92 | 1:48.1 (8)   | 13:57.5 (6)  | 29:09.5 | +1:46.7 | 31:41.6   |
| 7    | 9   | CRENSHAW Michael     | USA      | LW4         | 96 | 1:47.4 (=4)  | 14:11.0 (7)  | 29:18.0 | +1:55.2 | 30:31.3   |
| 8    | 23  | OELSNER Thomas       | GER      | LW6         | 91 | 1:52.1 (14)  | 14:12.9 (9)  | 29:24.4 | +2:01.6 | 32:18.9   |
| 9    | 3   | ULSET Nils Erik      | NOR      | LW3         | 87 | 1:47.4 (=4)  | 14:25.0 (12) | 29:29.1 | +2:06.3 | 33:53.4   |
| 10   | 7   | KAZAKOV Vladimir     | RUS      | LW9         | 90 | 1:53.6 (16)  | 14:22.3 (10) | 29:37.2 | +2:14.4 | 32:54.7   |
| 11   | 8   | PIEKSAEMAEKI Kalervo | FIN      | LW4         | 96 | 1:58.0 (21)  | 14:43.1 (15) | 29:45.2 | +2:22.4 | 30:59.6   |
| 12   | 25  | HUSTVEIT Andreas     | NOR      | LW8         | 92 | 1:50.6 (12)  | 14:24.6 (11) | 29:51.4 | +2:28.6 | 32:27.1   |
| 13   | 21  | NITTA Yoshihiro      | JPN      | LW8         | 92 | 1:48.8 (9)   | 14:12.2 (8)  | 29:54.4 | +2:31.6 | 32:30.4   |
| 14   | 15  | KOLODZIEJ Jan        | POL      | LW3         | 87 | 1:39.9 (1)   | 14:28.7 (13) | 30:13.8 | +2:51.0 | 34:44.8   |
| 15   | 1   | STEFANONI Daniele    | ITA      | LW4         | 96 | 1:47.7 (6)   | 14:43.7 (16) | 30:17.1 | +2:54.3 | 31:32.9   |
| 16   | 20  | PERKINS Daniel       | USA      | LW4         | 96 | 1:54.9 (17)  | 14:50.4 (18) | 30:33.7 | +3:10.9 | 31:50.1   |
| 17   | 27  | BALDAUF Joerg        | GER      | LW9         | 90 | 1:55.3 (18)  | 14:33.8 (14) | 30:43.7 | +3:20.9 | 34:08.5   |
| 18   | 2   | LACROIX Emmanuel     | FRA      | LW8         | 92 | 1:52.5 (15)  | 14:45.0 (17) | 30:48.5 | +3:25.7 | 33:29.3   |
| 19   | 16  | KURZ Michael         | AUT      | LW9         | 91 | 2:02.0 (25)  | 15:24.6 (21) | 31:27.0 | +4:04.2 | 34:33.7   |
| 20   | 18  | THAUER Harald        | GER      | LW4         | 94 | 1:58.7 (22)  | 15:24.1 (20) | 31:35.7 | +4:12.9 | 33:36.7   |
| 21   | 17  | BALUKHTO Oleg        | RUS      | LW6         | 91 | 2:02.8 (26)  | 15:32.6 (22) | 31:43.2 | +4:20.4 | 34:51.4   |
| 22   | 11  | ZHANG Jie            | CHN      | LW6         | 91 | 1:56.9 (=19) | 15:38.8 (23) | 32:21.6 | +4:58.8 | 35:33.6   |
| 23   | 13  | PAGET Franck         | FRA      | LW6         | 91 | 2:00.2 (24)  | 15:55.1 (24) | 32:48.8 | +5:26.0 | 36:03.5   |
| 24   | 31  | BOURSEAU Yannick     | FRA      | LW6         | 91 | 2:07.4 (27)  | 16:02.3 (25) | 33:48.2 | +6:25.4 | 37:08.8   |
| 25   | 10  | MILLAR James Kenneth | AUS      | LW8         | 92 | 1:58.8 (23)  | 16:34.7 (26) | 34:52.5 | +7:29.7 | 37:54.4   |
| 26   | 4   | WANG Jinyou          | CHN      | LW8         | 92 | 2:08.1 (28)  | 16:58.5 (27) | 34:57.8 | +7:35.0 | 38:00.3   |

### Disqualified

19 SYSSOLYATIN Oleg KAZ LW6 IPC 314.1.1

### Did not finish

5 YANCHUK Konstantin RUS LW5/7 1:56.9 (=19) 15:05.6 (19)  
22 SILCHANKA Siarhei BLR LW8 1:51.1 (13)

### Did not start

6 GIESEN Josef GER LW5/7  
28 NYAMAA Sukhbaatar MGL LW8



## FINAL RESULTS

PRAGELATO PLAN WED 15 MAR 2006 START TIME 10:00 END TIME 11:04

| Weather | Snow Condition | Temperatures [°C] |       | Participants/NOC |        |     |     |     |
|---------|----------------|-------------------|-------|------------------|--------|-----|-----|-----|
|         |                | Air               | Snow  | Entries          | Ranked | DNS | DNF | DSQ |
| Sunny   | Packed         | 4.2°C             | 0.0°C | 31               | 26     | 2   | 2   | 1   |

Technical Delegate



VAN DRIEL Rita (NED)

Competition Secretary



FRIQUET Sabrina (ITA)

**NOTE**

All times except "Real Time" are calculated times. Calculated time is the real time multiplied by the athlete's percentage.

**LEGEND**

= Sign indicates a tie for rank      DNF Did not finish      DNS Did not start  
DSQ Disqualified



OFFICIAL COMMUNICATION / COMMUNIQUE OFFICIEL

Disqualification - Rule 314.1.1  
Men's 10km - Standing (C) - Disqualification

Item: 4

Bib number 19 (KAZ) has been disqualified  
Rule 314.1.1

Issued by: IPC Technical Delegate  
Time: 11:03  
Date: 15 MAR 2006

This decision affects:

RESULTS  
SCHEDULE  
OTHER

|   |
|---|
| X |
|   |
|   |

Note:



## FINAL RESULTS

PRAGELATO PLAN WED 15 MAR 2006 START TIME 10:20 END TIME 11:05

| Jury Information             |                         | Course Information      |               |
|------------------------------|-------------------------|-------------------------|---------------|
| Technical Delegate           | VAN DRIEL Rita (NED)    | Course Name:            | 5 km Standing |
| Assistant Technical Delegate | NEESER Hans-Peter (SUI) | Height Difference (HD): | 53 m          |
| Chief of Competition         | D'INCAL Dario (ITA)     | Maximum Climb (MC):     | 28 m          |
| Chief of Course              | RELA Demetrio (ITA)     | Total Climb (MT):       | 152 m         |
| Member                       | KARI Tanja (FIN)        | Length of Lap:          | 5116 m        |
| FIS Technical Delegate       | EGLI Christian (SUI)    | Number of Laps:         | 2             |
| Chief of Classification      | LANNEM Anne (NOR)       |                         |               |

| Rank | Bib | Name  | NPC Code | Sport Class | %   | 0.9 km      | 5.0 km       | Finish  | Behind   | Real Time |
|------|-----|---|----------|-------------|-----|-------------|--------------|---------|----------|-----------|
| 1    | 57  | McKEEVER Brian<br>Guide: MCKEEVER Robin         | CAN      | B3          | 100 | 1:44.8 (3)  | 12:45.6 (1)  | 26:09.5 | 0.0      | 26:09.5   |
| 2    | 56  | SHAPTSIABOI Vasilii<br>Guide: SHABLOUSK Mikalai | BLR      | B2          | 98  | 1:42.8 (2)  | 13:10.3 (2)  | 26:55.5 | +46.0    | 27:28.4   |
| 3    | 49  | KOUPCHINSKY Valery<br>Guide: DOUBOV Viatcheslav | RUS      | B1          | 87  | 1:45.7 (4)  | 13:19.9 (3)  | 27:10.2 | +1:00.7  | 31:13.8   |
| 4    | 54  | HOEFLE Frank<br>Guide: WACHLIN Johannes         | GER      | B2          | 98  | 1:50.6 (6)  | 13:31.5 (5)  | 27:28.6 | +1:19.1  | 28:02.2   |
| 5    | 43  | MUNTS Oleh<br>Guide: BABAR Borys                | UKR      | B1          | 87  | 1:41.1 (1)  | 13:20.3 (4)  | 27:32.5 | +1:23.0  | 31:39.5   |
| 6    | 53  | FLO Helge<br>Guide: LEMME Birger                | NOR      | B1          | 87  | 1:53.9 (10) | 13:55.9 (6)  | 28:24.9 | +2:15.4  | 32:39.7   |
| 7    | 52  | BALAZ Marian<br>Guide: JURCO Michal             | SVK      | B2          | 98  | 1:51.4 (7)  | 14:10.0 (7)  | 29:07.2 | +2:57.7  | 29:42.8   |
| 8    | 44  | OLLANKETO Jarmo<br>Guide: SALMINEN Timo         | FIN      | B2          | 98  | 1:49.6 (5)  | 14:14.9 (8)  | 29:23.3 | +3:13.8  | 29:59.3   |
| 9    | 45  | BENTELE Michael<br>Guide: FRIEDRICH Thomas      | GER      | B1          | 87  | 1:53.1 (9)  | 14:26.7 (9)  | 29:37.9 | +3:28.4  | 34:03.5   |
| 10   | 50  | ZAMPIN Elie<br>Guide: CHOUPIN Alexis            | FRA      | B3          | 100 | 1:52.3 (8)  | 14:34.0 (10) | 29:48.2 | +3:38.7  | 29:48.2   |
| 11   | 41  | TERRAL Philippe<br>Guide: PETTELOT Yohann       | FRA      | B2          | 98  | 1:55.9 (11) | 14:51.5 (11) | 30:25.2 | +4:15.7  | 31:02.5   |
| 12   | 46  | SORHAUG Ragnar<br>Guide: HAUGLAND Stian         | NOR      | B2          | 98  | 1:59.5 (12) | 15:37.6 (12) | 32:12.2 | +6:02.7  | 32:51.7   |
| 13   | 47  | GATSCHER Franz<br>Guide: GAMPER Stefano         | ITA      | B2          | 98  | 2:05.6 (13) | 16:28.5 (13) | 33:31.0 | +7:21.5  | 34:12.1   |
| 14   | 55  | SEITOV Zeinolla<br>Guide: MARMUROV Grigorij     | KAZ      | B3          | 100 | 2:22.6 (15) | 18:34.2 (14) | 38:20.2 | +12:10.7 | 38:20.2   |
| 15   | 42  | TSOKANOV Aleksandar<br>Guide: PLANKOV Iskren    | BUL      | B2          | 98  | 2:20.3 (14) | 19:20.9 (15) | 39:54.7 | +13:45.2 | 40:43.6   |

### Did not start

|    |                    |     |    |
|----|--------------------|-----|----|
| 48 | LUKYANENKO Vitaliy | UKR | B3 |
| 51 | BREM Wilhelm       | GER | B1 |




## FINAL RESULTS

PRAGELATO PLAN WED 15 MAR 2006 START TIME 10:20 END TIME 11:05


| Weather | Snow Condition | Temperatures [°C] |       | Participants/NOC |        |     |     |     |
|---------|----------------|-------------------|-------|------------------|--------|-----|-----|-----|
|         |                | Air               | Snow  | Entries          | Ranked | DNS | DNF | DSQ |
| Sunny   | Packed         | 4.2°C             | 0.0°C | 17               | 15     | 2   | 0   | 0   |

Technical Delegate



VAN DRIEL Rita (NED)

Competition Secretary



FRIQUET Sabrina (ITA)

**NOTE**

All times except "Real Time" are calculated times. Calculated time is the real time multiplied by the athlete's percentage.

**LEGEND**

DNF Did not finish    DNS Did not start    DSQ Disqualified



## FINAL RESULTS

PRAGELATO PLAN WED 15 MAR 2006 START TIME 12:00 END TIME 12:45

| Jury Information             |                         | Course Information      |            |
|------------------------------|-------------------------|-------------------------|------------|
| Technical Delegate           | VAN DRIEL Rita (NED)    | Course Name:            | 3,3 km Sit |
| Assistant Technical Delegate | NEESER Hans-Peter (SUI) | Height Difference (HD): | 23 m       |
| Chief of Competition         | D'INCAL Dario (ITA)     | Maximum Climb (MC):     | 11 m       |
| Chief of Course              | RELA Demetrio (ITA)     | Total Climb (MT):       | 77 m       |
| Member                       | KARI Tanja (FIN)        | Length of Lap:          | 3251 m     |
| FIS Technical Delegate       | EGLI Christian (SUI)    | Number of Laps:         | 3          |
| Chief of Classification      | LANNEM Anne (NOR)       |                         |            |

| Rank | Bib | Name                   | NPC Code | Sport Class | %   | 3.3 km       | 6.6 km       | Finish  | Behind  | Real Time |
|------|-----|------------------------|----------|-------------|-----|--------------|--------------|---------|---------|-----------|
| 1    | 138 | KRYJANOVSKI Taras      | RUS      | LW11,5      | 98  | 8:33.6 (2)   | 17:37.6 (2)  | 26:43.6 | 0.0     | 27:16.3   |
| 2    | 121 | SHILOV Sergej          | RUS      | LW10        | 86  | 8:23.0 (1)   | 17:29.4 (1)  | 26:52.1 | +8.5    | 31:14.6   |
| 3    | 137 | KOSTIUK Iurii          | UKR      | LW10,5      | 91  | 8:37.0 (3)   | 17:51.8 (4)  | 27:10.9 | +27.3   | 29:52.2   |
| 4    | 131 | KISELEV Vladimir       | RUS      | LW12        | 100 | 8:51.7 (5)   | 18:04.1 (5)  | 27:11.5 | +27.9   | 27:11.5   |
| 5    | 115 | ANTHOFER Oliver        | AUT      | LW11        | 94  | 8:41.4 (4)   | 17:49.3 (3)  | 27:18.6 | +35.0   | 29:03.2   |
| 6    | 112 | MASIELLO Enzo          | ITA      | LW11        | 94  | 8:54.7 (7)   | 18:12.8 (7)  | 27:37.6 | +54.0   | 29:23.4   |
| 7    | 135 | DAVIDOVICH Aliaksandr  | BLR      | LW12        | 100 | 8:56.3 (9)   | 18:19.2 (8)  | 27:45.2 | +1:01.6 | 27:45.2   |
| 8    | 116 | TERENTIEV Mikhail      | RUS      | LW10        | 86  | 8:53.0 (6)   | 18:11.2 (6)  | 27:49.0 | +1:05.4 | 32:20.7   |
| 9    | 127 | WATOR Robert           | POL      | LW12        | 100 | 8:55.1 (8)   | 18:20.3 (9)  | 27:51.2 | +1:07.6 | 27:51.2   |
| 10   | 113 | VASYUTYNSKYI Oleksandr | UKR      | LW11        | 94  | 9:01.3 (12)  | 18:39.7 (12) | 28:21.1 | +1:37.5 | 30:09.7   |
| 11   | 126 | MOROZOV Vladyslav      | UKR      | LW12        | 100 | 8:58.4 (11)  | 18:38.2 (11) | 28:29.7 | +1:46.1 | 28:29.7   |
| 12   | 118 | MARGUERETTAZ Alain     | FRA      | LW11        | 94  | 8:56.5 (10)  | 18:33.9 (10) | 28:31.7 | +1:48.1 | 30:20.9   |
| 13   | 129 | KHYZHNYAK Sergiy       | UKR      | LW12        | 100 | 9:07.5 (15)  | 18:43.9 (14) | 28:32.8 | +1:49.2 | 28:32.8   |
| 14   | 128 | GAJDICIAR Vladimir     | SVK      | LW12        | 100 | 9:06.6 (14)  | 18:42.2 (13) | 28:36.2 | +1:52.6 | 28:36.2   |
| 15   | 132 | FIEDOR Wieslaw         | POL      | LW12        | 100 | 9:11.0 (16)  | 19:00.4 (15) | 28:42.4 | +1:58.8 | 28:42.4   |
| 16   | 134 | HENRIKSEN Karl Einar   | NOR      | LW11        | 94  | 9:05.7 (13)  | 19:01.9 (16) | 29:04.0 | +2:20.4 | 30:55.3   |
| 17   | 117 | FREI Heinz             | SUI      | LW10        | 86  | 9:14.5 (17)  | 19:10.9 (17) | 29:09.7 | +2:26.1 | 33:54.5   |
| 18   | 111 | KLEBL Christopher      | USA      | LW11        | 94  | 9:30.9 (21)  | 19:25.6 (20) | 29:24.3 | +2:40.7 | 31:16.9   |
| 19   | 124 | HUBER Bruno            | SUI      | LW12        | 100 | 9:22.8 (18)  | 19:21.1 (18) | 29:25.1 | +2:41.5 | 29:25.1   |
| 20   | 139 | BALK Bob               | USA      | LW11,5      | 98  | 9:24.5 (19)  | 19:25.4 (19) | 29:38.2 | +2:54.6 | 30:14.5   |
| 21   | 125 | MUSANOV Leonid         | RUS      | LW10        | 86  | 9:27.4 (20)  | 19:30.9 (21) | 29:39.8 | +2:56.2 | 34:29.5   |
| 22   | 123 | MALLORY Gregory        | USA      | LW11        | 94  | 9:34.8 (23)  | 19:57.6 (22) | 30:21.1 | +3:37.5 | 32:17.3   |
| 23   | 119 | FU Chunshan            | CHN      | LW12        | 100 | 9:42.0 (25)  | 20:02.0 (23) | 30:26.1 | +3:42.5 | 30:26.1   |
| 24   | 120 | BOILY Jean Thomas      | CAN      | LW10,5      | 91  | 9:37.4 (24)  | 20:06.8 (25) | 30:51.2 | +4:07.6 | 33:54.3   |
| 25   | 114 | ROSIEK Kamil           | POL      | LW12        | 100 | 9:34.1 (22)  | 20:03.9 (24) | 30:55.5 | +4:11.9 | 30:55.5   |
| 26   | 130 | SUN Qiu                | CHN      | LW11,5      | 98  | 10:03.6 (27) | 20:38.4 (26) | 31:19.8 | +4:36.2 | 31:58.2   |
| 27   | 136 | ARNOLDI Ermenegildo    | ITA      | LW11,5      | 98  | 9:54.4 (26)  | 20:39.2 (27) | 31:28.9 | +4:45.3 | 32:07.4   |
| 28   | 122 | PELLETIER Jimmy        | CAN      | LW10        | 86  | 10:11.5 (28) | 21:15.0 (28) | 32:20.5 | +5:36.9 | 37:36.4   |

### Did not start

133 WEBER Ruedi SUI LW11


| Weather | Snow Condition | Temperatures [°C] |        | Participants/NOC |        |     |     |     |
|---------|----------------|-------------------|--------|------------------|--------|-----|-----|-----|
|         |                | Air               | Snow   | Entries          | Ranked | DNS | DNF | DSQ |
| Sunny   | Packed         | 1.5°C             | -0.7°C | 29               | 28     | 1   | 0   | 0   |

Technical Delegate



VAN DRIEL Rita (NED)

Competition Secretary



FRIQUET Sabrina (ITA)

### NOTE

All times except "Real Time" are calculated times. Calculated time is the real time multiplied by the athlete's percentage.

### LEGEND

DNF Did not finish DNS Did not start DSQ Disqualified



## FINAL RESULTS

PRAGELATO PLAN WED 15 MAR 2006 START TIME 10:50 END TIME 11:38

| Jury Information             |                         | Course Information      |               |
|------------------------------|-------------------------|-------------------------|---------------|
| Technical Delegate           | VAN DRIEL Rita (NED)    | Course Name:            | 5 km Standing |
| Assistant Technical Delegate | NEESER Hans-Peter (SUI) | Height Difference (HD): | 53 m          |
| Chief of Competition         | D'INCAL Dario (ITA)     | Maximum Climb (MC):     | 28 m          |
| Chief of Course              | RELA Demetrio (ITA)     | Total Climb (MT):       | 152 m         |
| Member                       | KARI Tanja (FIN)        | Length of Lap:          | 5116 m        |
| FIS Technical Delegate       | EGLI Christian (SUI)    | Number of Laps:         | 2             |
| Chief of Classification      | LANNEM Anne (NOR)       |                         |               |

| Rank | Bib | Name               | NPC Code | Sport Class | %  | 0.9 km       | 5.0 km       | Finish  | Behind  | Real Time |
|------|-----|--------------------|----------|-------------|----|--------------|--------------|---------|---------|-----------|
| 1    | 66  | BURMISTROVA Anna   | RUS      | LW8         | 92 | 2:10.1 (=1)  | 16:33.5 (1)  | 34:12.2 | 0.0     | 37:10.6   |
| 2    | 65  | BATENKOVA Yuliya   | UKR      | LW6         | 91 | 2:10.1 (=1)  | 16:55.8 (2)  | 34:30.8 | +18.6   | 37:55.7   |
| 3    | 70  | FLORIET Anne       | FRA      | LW9         | 90 | 2:13.7 (4)   | 17:09.2 (3)  | 34:39.3 | +27.1   | 38:30.4   |
| 4    | 62  | ROGOWIEC Katarzyna | POL      | LW5/7       | 79 | 2:12.8 (3)   | 17:19.7 (5)  | 34:55.5 | +43.3   | 44:12.5   |
| 5    | 69  | DEVITTORI Chiara   | SUI      | LW4         | 96 | 2:17.9 (9)   | 17:18.4 (4)  | 35:18.1 | +1:05.9 | 36:46.4   |
| 6    | 63  | GORBUNOVA Alena    | RUS      | LW8         | 92 | 2:15.8 (7)   | 17:38.9 (6)  | 35:46.4 | +1:34.2 | 38:53.0   |
| 7    | 68  | KYRYCHENKO Iryna   | UKR      | LW3         | 87 | 2:17.1 (8)   | 18:27.8 (7)  | 37:28.8 | +3:16.6 | 43:04.9   |
| 8    | 71  | LOEYTYNOJA Maija   | FIN      | LW8         | 92 | 2:21.2 (=10) | 18:38.9 (8)  | 38:01.5 | +3:49.3 | 41:19.9   |
| 9    | 72  | OTA Shoko          | JPN      | LW8         | 92 | 2:15.3 (6)   | 18:45.1 (9)  | 38:38.3 | +4:26.1 | 41:59.8   |
| 10   | 64  | SELLIN Stina       | SWE      | LW8         | 92 | 2:21.2 (=10) | 18:53.4 (10) | 38:42.3 | +4:30.1 | 42:04.3   |
| 11   | 67  | UNDERKOFLEK Kelly  | USA      | LW8         | 92 | 2:15.2 (5)   | 19:12.9 (11) | 40:24.8 | +6:12.6 | 43:55.6   |
| 12   | 61  | PENG Yuanyuan      | CHN      | LW8         | 92 | 2:32.1 (12)  | 20:09.8 (12) | 41:36.1 | +7:23.9 | 45:13.2   |


| Weather | Snow Condition | Temperatures [°C] |       | Participants/NOC |        |     |     |     |
|---------|----------------|-------------------|-------|------------------|--------|-----|-----|-----|
|         |                | Air               | Snow  | Entries          | Ranked | DNS | DNF | DSQ |
| Sunny   | Packed         | 4.2°C             | 0.0°C | 12               | 12     | 0   | 0   | 0   |

Technical Delegate



VAN DRIEL Rita (NED)

Competition Secretary



FRIQUET Sabrina (ITA)

**NOTE**  
All times except "Real Time" are calculated times. Calculated time is the real time multiplied by the athlete's percentage.

**LEGEND**  
= Sign indicates a tie for rank      DNF Did not finish      DNS Did not start  
DSQ Disqualified



## FINAL RESULTS

PRAGELATO PLAN WED 15 MAR 2006 START TIME 11:00 END TIME 11:49

| Jury Information             |                         | Course Information      |               |
|------------------------------|-------------------------|-------------------------|---------------|
| Technical Delegate           | VAN DRIEL Rita (NED)    | Course Name:            | 5 km Standing |
| Assistant Technical Delegate | NEESER Hans-Peter (SUI) | Height Difference (HD): | 53 m          |
| Chief of Competition         | D'INCAL Dario (ITA)     | Maximum Climb (MC):     | 28 m          |
| Chief of Course              | RELA Demetrio (ITA)     | Total Climb (MT):       | 152 m         |
| Member                       | KARI Tanja (FIN)        | Length of Lap:          | 5116 m        |
| FIS Technical Delegate       | EGLI Christian (SUI)    | Number of Laps:         | 2             |
| Chief of Classification      | LANNEM Anne (NOR)       |                         |               |

| Rank | Bib | Name  | NPC Code | Sport Class | %   | 0.9 km      | 5.0 km       | Finish  | Behind   | Real Time |
|------|-----|---|----------|-------------|-----|-------------|--------------|---------|----------|-----------|
| 1    | 82  | VASILIEVA Liubov<br>Guide: GOLDINOV Viatcheslav     | RUS      | B2          | 98  | 2:03.3 (1)  | 15:49.8 (1)  | 32:40.6 | 0.0      | 33:20.7   |
| 2    | 85  | ILYUCHENKO Tatiana<br>Guide: KOSHKIN Valeriy        | RUS      | B3          | 100 | 2:03.5 (2)  | 16:00.5 (2)  | 33:00.8 | +20.2    | 33:00.8   |
| 3    | 83  | SKARABAHATAYA Yadviha<br>Guide: HALLRUKOVICH Vasili | BLR      | B2          | 98  | 2:09.0 (6)  | 16:22.8 (3)  | 33:39.9 | +59.3    | 34:21.1   |
| 4    | 86  | BENTELE Verena<br>Guide: LANKES Franz               | GER      | B1          | 87  | 2:11.2 (7)  | 16:45.9 (5)  | 33:50.0 | +1:09.4  | 38:53.3   |
| 5    | 77  | CHERNOVA Viktoriya<br>Guide: SAFRONOV Evgenii       | RUS      | B2          | 98  | 2:07.3 (3)  | 16:37.6 (4)  | 33:51.5 | +1:10.9  | 34:32.9   |
| 6    | 87  | KOBAYASHI Miyuki<br>Guide: KOBAYASHI Takashi        | JPN      | B1          | 87  | 2:08.5 (5)  | 16:58.3 (7)  | 34:43.3 | +2:02.7  | 39:54.6   |
| 7    | 78  | KIISKI Sisko<br>Guide: SALMINEN Timo                | FIN      | B3          | 100 | 2:08.3 (4)  | 16:50.2 (6)  | 34:51.7 | +2:11.1  | 34:51.7   |
| 8    | 81  | HAN Lixia<br>Guide: GAO Changcheng                  | CHN      | B2          | 98  | 2:19.8 (9)  | 17:55.1 (8)  | 36:29.0 | +3:48.4  | 37:13.6   |
| 9    | 88  | TABOURET Emilie<br>Guide: REY Sophie                | FRA      | B1          | 87  | 2:20.4 (10) | 18:02.2 (9)  | 36:52.4 | +4:11.8  | 42:23.0   |
| 10   | 79  | SMYRNOVA Tetyana<br>Guide: YASHCHENKO Imor          | UKR      | B3          | 100 | 2:14.2 (8)  | 18:13.8 (11) | 37:13.4 | +4:32.8  | 37:13.4   |
| 11   | 84  | GRAVVOLD Tone<br>Guide: THOMASSEN Fredrik           | NOR      | B2          | 98  | 2:22.8 (11) | 18:02.3 (10) | 37:19.8 | +4:39.2  | 38:05.5   |
| 12   | 76  | MORIN Nathalie<br>Guide: MORIN Michel               | FRA      | B3          | 100 | 2:28.5 (12) | 18:37.0 (12) | 37:48.3 | +5:07.7  | 37:48.3   |
| 13   | 80  | KOLEVA Blagovesta<br>Guide: LEBANOV Yordan          | BUL      | B3          | 100 | 2:54.1 (13) | 21:58.0 (13) | 44:31.3 | +11:50.7 | 44:31.3   |


| Weather | Snow Condition | Temperatures [°C] |       | Participants/NOC |        |     |     |     |
|---------|----------------|-------------------|-------|------------------|--------|-----|-----|-----|
|         |                | Air               | Snow  | Entries          | Ranked | DNS | DNF | DSQ |
| Sunny   | Packed         | 4.2°C             | 0.0°C | 13               | 13     | 0   | 0   | 0   |

Technical Delegate



VAN DRIEL Rita (NED)

Competition Secretary



FRIQUET Sabrina (ITA)

**NOTE**  
All times except "Real Time" are calculated times. Calculated time is the real time multiplied by the athlete's percentage.

**LEGEND**  
DNF Did not finish    DNS Did not start    DSQ Disqualified





## FINAL RESULTS

PRAGELATO PLAN WED 15 MAR 2006 START TIME 11:40 END TIME 12:04

| Jury Information             |                         | Course Information      |            |
|------------------------------|-------------------------|-------------------------|------------|
| Technical Delegate           | VAN DRIEL Rita (NED)    | Course Name:            | 2,5 km Sit |
| Assistant Technical Delegate | NEESER Hans-Peter (SUI) | Height Difference (HD): | 16 m       |
| Chief of Competition         | D'INCAL Dario (ITA)     | Maximum Climb (MC):     | 11 m       |
| Chief of Course              | RELA Demetrio (ITA)     | Total Climb (MT):       | 66 m       |
| Member                       | KARI Tanja (FIN)        | Length of Lap:          | 2582 m     |
| FIS Technical Delegate       | EGLI Christian (SUI)    | Number of Laps:         | 2          |
| Chief of Classification      | LANNEM Anne (NOR)       |                         |            |

| Rank | Bib | Name                 | NPC Code | Sport Class | %   | 0.9 km      | 2.5 km       | Finish  | Behind  | Real Time |
|------|-----|----------------------|----------|-------------|-----|-------------|--------------|---------|---------|-----------|
| 1    | 101 | IURKOVSKA Olena      | UKR      | LW12        | 100 | 2:11.3 (5)  | 8:13.1 (1)   | 16:39.7 | 0.0     | 16:39.7   |
| 2    | 98  | VAUCHOK Liudmila     | BLR      | LW11        | 94  | 2:13.2 (7)  | 8:35.3 (4)   | 17:12.8 | +33.1   | 18:18.7   |
| 3    | 95  | BOURGONJE Colette    | CAN      | LW10        | 86  | 2:10.4 (3)  | 8:23.7 (2)   | 17:18.7 | +39.0   | 20:07.8   |
| 4    | 91  | PAVLENKO Lyudmyla    | UKR      | LW11,5      | 98  | 2:14.8 (8)  | 8:35.1 (3)   | 17:28.1 | +48.4   | 17:49.5   |
| 5    | 96  | TRYFONOVA Svitlana   | UKR      | LW11        | 94  | 2:11.1 (4)  | 8:37.1 (5)   | 17:40.4 | +1:00.7 | 18:48.1   |
| 6    | 100 | POLYAKOVA Irina      | RUS      | LW12        | 100 | 2:13.1 (6)  | 8:44.2 (6)   | 18:01.4 | +1:21.7 | 18:01.4   |
| 7    | 99  | BASCIO Monica        | USA      | LW11        | 94  | 2:19.8 (9)  | 9:00.1 (9)   | 18:29.8 | +1:50.1 | 19:40.6   |
| 8    | 97  | WHYTE Shauna Maria   | CAN      | LW11,5      | 98  | 2:07.3 (2)  | 8:49.3 (8)   | 18:31.2 | +1:51.5 | 18:53.9   |
| 9    | 92  | PORCELLATO Francesca | ITA      | LW10        | 86  | 2:04.3 (1)  | 8:46.2 (7)   | 18:34.4 | +1:54.7 | 21:35.9   |
| 10   | 93  | CABLE Candace        | USA      | LW11        | 94  | 2:20.4 (10) | 9:23.5 (10)  | 19:15.1 | +2:35.4 | 20:28.8   |
| 11   | 94  | ZHANG Nannan         | CHN      | LW12        | 100 | 2:38.4 (11) | 10:14.4 (11) | 21:24.8 | +4:45.1 | 21:24.8   |

| Weather | Snow Condition | Temperatures [°C] |        | Participants/NOC |        |     |     |     |
|---------|----------------|-------------------|--------|------------------|--------|-----|-----|-----|
|         |                | Air               | Snow   | Entries          | Ranked | DNS | DNF | DSQ |
| Sunny   | Packed         | 0.3°C             | -2.3°C | 11               | 11     | 0   | 0   | 0   |

Technical Delegate



VAN DRIEL Rita (NED)

Competition Secretary



FRIQUET Sabrina (ITA)

### NOTE

All times except "Real Time" are calculated times. Calculated time is the real time multiplied by the athlete's percentage.

### LEGEND

DNF Did not finish    DNS Did not start    DSQ Disqualified



## FINAL RESULTS

PRAGELATO PLAN SUN 19 MAR 2006 START TIME 10:00 END TIME 12:01

| Jury Information             |                         | Course Information      |               |
|------------------------------|-------------------------|-------------------------|---------------|
| Technical Delegate           | VAN DRIEL Rita (NED)    | Course Name:            | 5 km Standing |
| Assistant Technical Delegate | NEESER Hans-Peter (SUI) | Height Difference (HD): | 53 m          |
| Chief of Competition         | D'INCAL Dario (ITA)     | Maximum Climb (MC):     | 28 m          |
| Chief of Course              | RELA Demetrio (ITA)     | Total Climb (MT):       | 152 m         |
| Member                       | KARI Tanja (FIN)        | Length of Lap:          | 5116 m        |
| FIS Technical Delegate       | EGLI Christian (SUI)    | Number of Laps:         | 4             |
| Chief of Classification      | LANNEM Anne (NOR)       |                         |               |


| Rank | Bib | Name                 | NPC Code | Sport Class | %  | 5.0 km       | 10.0 km      | 15.0 km        | Finish    | Behind   | Real Time |
|------|-----|----------------------|----------|-------------|----|--------------|--------------|----------------|-----------|----------|-----------|
| 1    | 19  | MIKHAYLOV Kirill     | RUS      | LW4         | 96 | 14:13.3 (2)  | 28:43.0 (1)  | 43:43.2 (1)    | 58:44.3   | 0.0      | 1:01:11.1 |
| 2    | 13  | MAKAMEDINOV Alfis    | RUS      | LW2         | 92 | 14:12.7 (1)  | 28:47.9 (2)  | 43:53.6 (2)    | 58:45.8   | +1.5     | 1:03:52.3 |
| 3    | 18  | COOK Steven          | USA      | LW4         | 96 | 14:22.2 (3)  | 29:19.4 (3)  | 44:27.6 (3)    | 59:42.2   | +57.9    | 1:02:11.5 |
| 4    | 28  | TUOMISTO Ilkka       | FIN      | LW8         | 92 | 14:38.3 (5)  | 30:04.5 (5)  | 45:49.2 (5)    | 1:01:27.4 | +2:43.1  | 1:06:48.0 |
| 5    | 20  | NITTA Yoshihiro      | JPN      | LW8         | 92 | 14:42.2 (6)  | 30:18.4 (7)  | 46:03.0 (7)    | 1:01:39.3 | +2:55.0  | 1:07:00.9 |
| 6    | 11  | LILLEBERG Svein      | NOR      | LW2         | 91 | 14:50.4 (8)  | 30:22.0 (8)  | 45:58.5 (6)    | 1:01:39.8 | +2:55.5  | 1:07:45.7 |
| 7    | 1   | KOLODZIEJ Jan        | POL      | LW3         | 87 | 14:27.2 (4)  | 29:47.4 (4)  | 45:42.9 (4)    | 1:01:55.5 | +3:11.2  | 1:11:10.7 |
| 8    | 22  | HAUGEN Kjartan       | NOR      | LW4         | 96 | 14:43.7 (7)  | 30:14.3 (6)  | 46:09.7 (8)    | 1:02:01.6 | +3:17.3  | 1:04:36.7 |
| 9    | 4   | KAZAKOV Vladimir     | RUS      | LW9         | 90 | 15:21.6 (13) | 30:53.9 (10) | 46:44.0 (10)   | 1:02:50.3 | +4:06.0  | 1:09:49.3 |
| 10   | 24  | SILCHANKA Sjarhei    | BLR      | LW8         | 92 | 15:12.0 (11) | 31:01.8 (11) | 47:08.8 (11)   | 1:03:05.8 | +4:21.5  | 1:08:35.0 |
| 11   | 27  | HUSTVEIT Andreas     | NOR      | LW8         | 92 | 14:58.7 (9)  | 30:35.4 (9)  | 46:39.3 (9)    | 1:03:14.1 | +4:29.8  | 1:08:44.1 |
| 12   | 10  | YANCHUK Konstantin   | RUS      | LW5/7       | 79 | 16:08.5 (21) | 32:01.7 (16) | 47:44.5 (13)   | 1:03:19.2 | +4:34.9  | 1:20:09.2 |
| 13   | 23  | OELSNER Thomas       | GER      | LW6         | 91 | 15:08.8 (10) | 31:13.1 (12) | 47:30.8 (12)   | 1:03:49.9 | +5:05.6  | 1:10:08.7 |
| 14   | 8   | ULSET Nils Erik      | NOR      | LW3         | 87 | 15:44.0 (15) | 31:51.6 (15) | 48:19.1 (15)   | 1:04:31.7 | +5:47.4  | 1:14:10.2 |
| 15   | 26  | BALDAUF Joerg        | GER      | LW9         | 90 | 15:16.3 (12) | 31:46.1 (13) | 48:15.5 (14)   | 1:04:44.4 | +6:00.1  | 1:11:56.0 |
| 16   | 14  | CRENSHAW Michael     | USA      | LW4         | 96 | 15:27.4 (14) | 31:47.5 (14) | 48:24.2 (16)   | 1:05:17.2 | +6:32.9  | 1:08:00.4 |
| 17   | 3   | STEFANONI Daniele    | ITA      | LW4         | 96 | 15:56.7 (19) | 32:28.2 (18) | 49:13.3 (=17)  | 1:05:59.1 | +7:14.8  | 1:08:44.1 |
| 18   | 15  | PIEKSAEMAELI Kalervo | FIN      | LW4         | 96 | 15:45.3 (16) | 32:19.8 (17) | 49:13.3 (=17)  | 1:06:03.0 | +7:18.7  | 1:08:48.1 |
| 19   | 6   | PERKINS Daniel       | USA      | LW4         | 96 | 15:55.1 (18) | 32:43.0 (19) | 49:52.4 (19)   | 1:07:02.9 | +8:18.6  | 1:09:50.5 |
| 20   | 16  | THAUER Harald        | GER      | LW4         | 94 | 15:59.7 (20) | 33:25.7 (21) | 51:00.4 (21)   | 1:08:35.6 | +9:51.3  | 1:12:58.3 |
| 21   | 5   | ZHANG Jie            | CHN      | LW6         | 91 | 16:24.9 (22) | 33:50.6 (22) | 51:20.6 (22)   | 1:08:41.7 | +9:57.4  | 1:15:29.3 |
| 22   | 21  | LACROIX Emmanuel     | FRA      | LW8         | 92 | 15:48.4 (17) | 32:44.1 (20) | 50:35.5 (20)   | 1:08:59.5 | +10:15.2 | 1:14:59.5 |
| 23   | 2   | BOURSEAU Yannick     | FRA      | LW6         | 91 | 16:55.4 (23) | 34:32.4 (23) | 51:48.3 (23)   | 1:09:21.4 | +10:37.1 | 1:16:13.0 |
| 24   | 25  | MILLAR James Kenneth | AUS      | LW8         | 92 | 17:15.0 (25) | 35:50.6 (25) | 54:24.1 (25)   | 1:12:51.5 | +14:07.2 | 1:19:11.6 |
| 25   | 17  | PAGET Franck         | FRA      | LW6         | 91 | 17:03.6 (24) | 35:07.0 (24) | 53:57.4 (24)   | 1:13:45.0 | +15:00.7 | 1:21:02.6 |
| 26   | 12  | WANG Jinyou          | CHN      | LW8         | 92 | 18:43.8 (26) | 37:54.9 (26) | 58:00.6 (26)   | 1:18:05.4 | +19:21.1 | 1:24:52.9 |
| 27   | 9   | SYSSOLYATIN Oleg     | KAZ      | LW6         | 91 | 24:56.1 (27) | 51:11.2 (27) | 1:18:05.1 (27) | 1:46:17.5 | +47:33.2 | 1:56:48.3 |

### Did not start

7 GIESEN Josef GER LW5/7

| Weather       | Snow Condition | Temperatures [°C] |        | Participants/NOC |        |     |     |     |
|---------------|----------------|-------------------|--------|------------------|--------|-----|-----|-----|
|               |                | Air               | Snow   | Entries          | Ranked | DNS | DNF | DSQ |
| Mostly Cloudy | Packed         | -0.1°C            | -0.5°C | 28               | 27     | 1   | 0   | 0   |

Technical Delegate  
  
VAN DRIEL Rita (NED)

Competition Secretary  
  
FRIQUET Sabrina (ITA)

### NOTE

All times except "Real Time" are calculated times. Calculated time is the real time multiplied by the athlete's percentage.

### LEGEND

= Sign indicates a tie for rank    DNF Did not finish    DNS Did not start  
DSQ Disqualified



## FINAL RESULTS

PRAGELATO PLAN SUN 19 MAR 2006 START TIME 10:20 END TIME 12:22

| Jury Information             |                         | Course Information      |               |
|------------------------------|-------------------------|-------------------------|---------------|
| Technical Delegate           | VAN DRIEL Rita (NED)    | Course Name:            | 5 km Standing |
| Assistant Technical Delegate | NEESER Hans-Peter (SUI) | Height Difference (HD): | 53 m          |
| Chief of Competition         | D'INCAL Dario (ITA)     | Maximum Climb (MC):     | 28 m          |
| Chief of Course              | RELA Demetrio (ITA)     | Total Climb (MT):       | 152 m         |
| Member                       | KARI Tanja (FIN)        | Length of Lap:          | 5116 m        |
| FIS Technical Delegate       | EGLI Christian (SUI)    | Number of Laps:         | 4             |
| Chief of Classification      | LANNEM Anne (NOR)       |                         |               |

| Rank | Bib | Name  | NPC Code | Sport Class | %   | 5.0 km       | 10.0 km      | 15.0 km        | Finish    | Behind   | Real Time |
|------|-----|---|----------|-------------|-----|--------------|--------------|----------------|-----------|----------|-----------|
| 1    | 47  | MUNTS Oleh<br>Guide: BABAR Borys                | UKR      | B1          | 87  | 13:56.6 (3)  | 28:07.3 (2)  | 42:29.5 (1)    | 56:55.9   | 0.0      | 1:05:26.3 |
| 2    | 41  | McKEEVER Brian<br>Guide: MCKEEVER Robin         | CAN      | B3          | 100 | 13:39.2 (1)  | 28:01.4 (1)  | 42:39.0 (2)    | 57:07.6   | +11.7    | 57:07.6   |
| 3    | 43  | SHAPTSIABOI Vasili<br>Guide: SHABLOUSK Mikalai  | BLR      | B2          | 98  | 14:03.2 (5)  | 28:45.4 (4)  | 43:27.8 (3)    | 58:08.4   | +1:12.5  | 59:19.5   |
| 4    | 44  | KOUPCHINSKY Valery<br>Guide: DOUBOV Viatcheslav | RUS      | B1          | 87  | 14:09.4 (6)  | 28:50.8 (6)  | 43:49.0 (6)    | 58:19.2   | +1:23.3  | 1:07:02.1 |
| 5    | 40  | BREM Wilhelm<br>Guide: ZIPFEL Ulrich            | GER      | B1          | 87  | 13:53.9 (2)  | 28:41.4 (3)  | 43:36.9 (4)    | 58:26.6   | +1:30.7  | 1:07:10.6 |
| 6    | 42  | HOEFLE Frank<br>Guide: WACHLIN Johannes         | GER      | B2          | 98  | 14:02.2 (4)  | 28:47.1 (5)  | 43:45.1 (5)    | 58:45.3   | +1:49.4  | 59:57.2   |
| 7    | 45  | FLO Helge<br>Guide: LEMME Birger                | NOR      | B1          | 87  | 14:29.1 (7)  | 29:41.6 (7)  | 45:22.9 (7)    | 1:00:51.6 | +3:55.7  | 1:09:57.2 |
| 8    | 35  | MANNANOV Irek<br>Guide: PAVLOV Rostislav        | RUS      | B3          | 100 | 14:50.6 (8)  | 30:13.8 (8)  | 45:43.1 (8)    | 1:01:30.9 | +4:35.0  | 1:01:30.9 |
| 9    | 32  | OLLANKETO Jarmo<br>Guide: TOERMAENEN Marko      | FIN      | B2          | 98  | 14:59.3 (9)  | 30:51.4 (9)  | 46:48.0 (9)    | 1:02:51.6 | +5:55.7  | 1:04:08.6 |
| 10   | 38  | BENTELE Michael<br>Guide: FRIEDRICH Thomas      | GER      | B1          | 87  | 15:10.3 (10) | 31:22.1 (10) | 47:43.5 (10)   | 1:03:49.2 | +6:53.3  | 1:13:21.4 |
| 11   | 48  | ZAMPIN Elie<br>Guide: CHOUPIN Alexis            | FRA      | B3          | 100 | 15:32.3 (11) | 31:41.9 (11) | 48:20.4 (11)   | 1:05:08.9 | +8:13.0  | 1:05:08.9 |
| 12   | 36  | SORHAUG Ragnar<br>Guide: HAUGLAND Stian         | NOR      | B2          | 98  | 16:30.7 (12) | 33:42.8 (12) | 51:10.3 (12)   | 1:08:28.9 | +11:33.0 | 1:09:52.8 |
| 13   | 31  | GATSCHER Franz<br>Guide: GAMPER Stefano         | ITA      | B2          | 98  | 18:14.9 (13) | 37:14.9 (13) | 56:46.8 (13)   | 1:16:07.6 | +19:11.7 | 1:17:40.8 |
| 14   | 39  | SEITOV Zeinolla<br>Guide: MARMUROV Grigorij     | KAZ      | B3          | 100 | 20:11.9 (14) | 40:41.1 (14) | 1:01:20.2 (14) | 1:22:00.3 | +25:04.4 | 1:22:00.3 |
| 15   | 34  | IVANOV Ivan<br>Guide: PLANKOV Iskren            | BUL      | B3          | 100 | 20:53.9 (15) | 43:24.4 (15) | 1:05:55.1 (15) | 1:27:27.5 | +30:31.6 | 1:27:27.5 |

### Disqualified

33 TERRAL Philippe FRA B2 IPC 340.1.8

### Did not start

37 LUKYANENKO Vitaliy UKR B3

46 BALAZ Marian SVK B2




## FINAL RESULTS

PRAGELATO PLAN SUN 19 MAR 2006 START TIME 10:20 END TIME 12:22


| Weather       | Snow Condition | Temperatures [°C] |        | Participants/NOC |        |     |     |     |
|---------------|----------------|-------------------|--------|------------------|--------|-----|-----|-----|
|               |                | Air               | Snow   | Entries          | Ranked | DNS | DNF | DSQ |
| Mostly Cloudy | Packed         | -0.1°C            | -0.5°C | 18               | 15     | 2   | 0   | 1   |

Technical Delegate



VAN DRIEL Rita (NED)

Competition Secretary



FRIQUET Sabrina (ITA)

**NOTE**

All times except "Real Time" are calculated times. Calculated time is the real time multiplied by the athlete's percentage.

**LEGEND**

DNF Did not finish    DNS Did not start    DSQ Disqualified



OFFICIAL COMMUNICATION / COMMUNIQUE OFFICIEL

**Disqualification - Rule 340.1.8**  
**Men's 20 km Standing (C) - Visually Impaired**

Item: 5

Bib Number 33, TERRIAL Philippe (FRA) will be disqualified for skiing without a guide (3rd lap, uphill 3rd km)  
IPC Rule 340.1.8

Issued by: IPC Technical Delegate  
Time: 11:30  
Date: 19 MAR 2006

This decision affects:

RESULTS  
SCHEDULE  
OTHER

|   |
|---|
| X |
|   |
|   |

Note:



## FINAL RESULTS

PRAGELATO PLAN SAT 18 MAR 2006 START TIME 09:00 END TIME 10:07

| Jury Information             |                         | Course Information      |             |
|------------------------------|-------------------------|-------------------------|-------------|
| Technical Delegate           | VAN DRIEL Rita (NED)    | Course Name:            | 3,75 km Sit |
| Assistant Technical Delegate | NEESER Hans-Peter (SUI) | Height Difference (HD): | 26 m        |
| Chief of Competition         | D'INCAL Dario (ITA)     | Maximum Climb (MC):     | 11 m        |
| Chief of Course              | RELA Demetrio (ITA)     | Total Climb (MT):       | 80 m        |
| Member                       | KARI Tanja (FIN)        | Length of Lap:          | 3726 m      |
| FIS Technical Delegate       | EGLI Christian (SUI)    | Number of Laps:         | 4           |
| Chief of Classification      | LANNEM Anne (NOR)       |                         |             |

| Rank | Bib | Name                   | NPC Code | Sport Class | %   | 3.75 km      | 7.5 km        | 11.25 km     | Finish  | Behind  | Real Time |
|------|-----|------------------------|----------|-------------|-----|--------------|---------------|--------------|---------|---------|-----------|
| 1    | 25  | KOSTIUK Iurii          | UKR      | LW10,5      | 91  | 10:01.3 (1)  | 20:34.5 (1)   | 31:09.9 (1)  | 41:49.6 | 0.0     | 45:57.8   |
| 2    | 21  | KRYJANOVSKI Taras      | RUS      | LW11,5      | 98  | 10:17.4 (4)  | 20:59.8 (4)   | 31:57.7 (3)  | 42:51.9 | +1:02.3 | 43:44.4   |
| 3    | 1   | SHILOV Sergej          | RUS      | LW10        | 86  | 10:11.6 (2)  | 20:57.7 (3)   | 32:04.2 (4)  | 42:59.9 | +1:10.3 | 49:59.9   |
| 4    | 7   | MASIELLO Enzo          | ITA      | LW11        | 94  | 10:14.2 (3)  | 20:57.6 (2)   | 31:56.2 (2)  | 43:07.2 | +1:17.6 | 45:52.4   |
| 5    | 29  | KISELEV Vladimir       | RUS      | LW12        | 100 | 10:32.5 (10) | 21:27.1 (9)   | 32:26.1 (5)  | 43:30.1 | +1:40.5 | 43:30.1   |
| 6    | 22  | DAVIDOVICH Aliaksandr  | BLR      | LW12        | 100 | 10:34.1 (11) | 21:22.2 (7)   | 32:26.5 (6)  | 43:35.1 | +1:45.5 | 43:35.1   |
| 7    | 10  | ZARIPOV Irek           | RUS      | LW12        | 100 | 10:27.8 (8)  | 21:24.1 (8)   | 32:37.9 (8)  | 43:46.4 | +1:56.8 | 43:46.4   |
| 8    | 26  | ANTHOFER Oliver        | AUT      | LW11        | 94  | 10:24.5 (7)  | 21:21.9 (6)   | 32:30.2 (7)  | 43:55.6 | +2:06.0 | 46:43.9   |
| 9    | 5   | TERENTIEV Mikhail      | RUS      | LW10        | 86  | 10:20.6 (5)  | 21:21.2 (5)   | 32:41.0 (9)  | 44:04.3 | +2:14.7 | 51:14.8   |
| 10   | 20  | MARGUERETTAZ Alain     | FRA      | LW11        | 94  | 10:21.0 (6)  | 21:29.5 (10)  | 32:53.6 (10) | 44:25.1 | +2:35.5 | 47:15.2   |
| 11   | 6   | KLEBL Christopher      | USA      | LW11        | 94  | 10:30.1 (9)  | 21:33.5 (11)  | 33:04.7 (11) | 44:31.1 | +2:41.5 | 47:21.6   |
| 12   | 30  | WATOR Robert           | POL      | LW12        | 100 | 10:39.6 (12) | 21:54.7 (13)  | 33:17.2 (13) | 44:43.3 | +2:53.7 | 44:43.3   |
| 13   | 28  | KHYZHNYAK Sergiy       | UKR      | LW12        | 100 | 10:40.7 (13) | 21:45.5 (12)  | 33:08.6 (12) | 44:44.2 | +2:54.6 | 44:44.2   |
| 14   | 23  | GAJDICIAR Vladimir     | SVK      | LW12        | 100 | 10:54.4 (16) | 22:08.3 (14)  | 33:36.0 (14) | 45:00.9 | +3:11.3 | 45:00.9   |
| 15   | 24  | BALK Bob               | USA      | LW11,5      | 98  | 10:45.9 (14) | 22:18.1 (15)  | 34:04.3 (15) | 45:49.1 | +3:59.5 | 46:45.2   |
| 16   | 14  | FIEDOR Wieslaw         | POL      | LW12        | 100 | 10:52.8 (15) | 22:22.1 (16)  | 34:08.2 (16) | 45:58.7 | +4:09.1 | 45:58.7   |
| 17   | 11  | VASYUTYNSKYI Oleksandr | UKR      | LW11        | 94  | 11:03.4 (18) | 22:42.2 (18)  | 34:29.7 (18) | 46:14.9 | +4:25.3 | 49:12.1   |
| 18   | 12  | HENRIKSEN Karl Einar   | NOR      | LW11        | 94  | 10:57.3 (17) | 22:28.2 (17)  | 34:16.8 (17) | 46:17.0 | +4:27.4 | 49:14.3   |
| 19   | 19  | MUSANOV Leonid         | RUS      | LW10        | 86  | 11:06.3 (19) | 23:02.9 (20)  | 35:02.3 (19) | 47:00.5 | +5:10.9 | 54:39.7   |
| 20   | 18  | FREI Heinz             | SUI      | LW10        | 86  | 11:11.2 (21) | 23:00.6 (19)  | 35:13.7 (21) | 47:29.1 | +5:39.5 | 55:12.9   |
| 21   | 27  | HUBER Bruno            | SUI      | LW12        | 100 | 11:15.9 (22) | 23:05.9 (21)  | 35:05.6 (20) | 47:35.1 | +5:45.5 | 47:35.1   |
| 22   | 9   | FU Chunshan            | CHN      | LW12        | 100 | 11:22.2 (24) | 23:21.3 (24)  | 35:23.6 (22) | 47:35.8 | +5:46.2 | 47:35.8   |
| 23   | 17  | MALLORY Gregory        | USA      | LW11        | 94  | 11:08.8 (20) | 23:12.0 (22)  | 35:26.3 (23) | 47:38.3 | +5:48.7 | 50:40.7   |
| 24   | 8   | ROSIEK Kamil           | POL      | LW12        | 100 | 11:22.6 (25) | 23:19.9 (23)  | 35:44.4 (24) | 48:00.7 | +6:11.1 | 48:00.7   |
| 25   | 13  | WEYMANN Michael        | GER      | LW12        | 100 | 11:23.8 (26) | 23:38.4 (26)  | 36:29.1 (25) | 49:22.5 | +7:32.9 | 49:22.5   |
| 26   | 3   | BOILY Jean Thomas      | CAN      | LW10,5      | 91  | 11:21.7 (23) | 23:37.1 (25)  | 36:30.9 (26) | 49:33.8 | +7:44.2 | 54:28.0   |
| 27   | 2   | SUN Qiu                | CHN      | LW11,5      | 98  | 11:58.6 (29) | 24:19.8 (27)  | 37:18.2 (27) | 49:57.5 | +8:07.9 | 50:58.7   |
| 28   | 16  | ARNOLDI Ermenegildo    | ITA      | LW11,5      | 98  | 11:47.5 (27) | 24:35.0 (=28) | 37:29.0 (28) | 50:10.8 | +8:21.2 | 51:12.3   |
| 29   | 15  | PELLETIER Jimmy        | CAN      | LW10        | 86  | 11:47.6 (28) | 24:35.0 (=28) | 37:45.2 (29) | 51:04.4 | +9:14.8 | 59:23.2   |

### Did not start

4 MOROZOV Vladyslav UKR LW12



## FINAL RESULTS

PRAGELATO PLAN SAT 18 MAR 2006 START TIME 09:00 END TIME 10:07

| Weather       | Snow Condition | Temperatures [°C] |        | Participants/NOC |        |     |     |     |
|---------------|----------------|-------------------|--------|------------------|--------|-----|-----|-----|
|               |                | Air               | Snow   | Entries          | Ranked | DNS | DNF | DSQ |
| Mostly Cloudy | Packed         | -1.3°C            | -3.0°C | 30               | 29     | 1   | 0   | 0   |

Technical Delegate



**VAN DRIEL Rita (NED)**

Competition Secretary



**FRIQUET Sabrina (ITA)**

**NOTE**

All times except "Real Time" are calculated times. Calculated time is the real time multiplied by the athlete's percentage.

**LEGEND**

= Sign indicates a tie for rank      DNF Did not finish      DNS Did not start  
 DSQ Disqualified



## FINAL RESULTS

PRAGELATO PLAN SUN 19 MAR 2006 START TIME 10:45 END TIME 12:04

| Jury Information             |                         | Course Information      |               |
|------------------------------|-------------------------|-------------------------|---------------|
| Technical Delegate           | VAN DRIEL Rita (NED)    | Course Name:            | 5 km Standing |
| Assistant Technical Delegate | NEESER Hans-Peter (SUI) | Height Difference (HD): | 53 m          |
| Chief of Competition         | D'INCAL Dario (ITA)     | Maximum Climb (MC):     | 28 m          |
| Chief of Course              | RELA Demetrio (ITA)     | Total Climb (MT):       | 152 m         |
| Member                       | KARI Tanja (FIN)        | Length of Lap:          | 5116 m        |
| FIS Technical Delegate       | EGLI Christian (SUI)    | Number of Laps:         | 3             |
| Chief of Classification      | LANNEM Anne (NOR)       |                         |               |

| Rank | Bib | Name               | NPC Code | Sport Class | %  | 5.0 km       | 10.0 km      | Finish    | Behind   | Real Time |
|------|-----|--------------------|----------|-------------|----|--------------|--------------|-----------|----------|-----------|
| 1    | 61  | ROGOWIEC Katarzyna | POL      | LW5/7       | 79 | 16:49.3 (1)  | 34:53.5 (1)  | 52:41.0   | 0.0      | 1:06:41.3 |
| 2    | 57  | BURMISTROVA Anna   | RUS      | LW8         | 92 | 17:28.4 (2)  | 35:55.0 (2)  | 54:29.1   | +1:48.1  | 59:13.3   |
| 3    | 52  | BATENKOVA Yuliya   | UKR      | LW6         | 91 | 17:39.9 (3)  | 36:26.5 (3)  | 55:20.0   | +2:39.0  | 1:00:48.3 |
| 4    | 56  | DEVITTORI Chiara   | SUI      | LW4         | 96 | 18:33.2 (4)  | 37:58.9 (4)  | 57:26.9   | +4:45.9  | 59:50.5   |
| 5    | 59  | KYRYCHENKO Iryna   | UKR      | LW3         | 87 | 18:37.7 (5)  | 38:03.3 (5)  | 57:54.8   | +5:13.8  | 1:06:34.0 |
| 6    | 58  | VARONA Larysa      | BLR      | LW8         | 92 | 18:42.7 (6)  | 38:25.9 (6)  | 58:09.3   | +5:28.3  | 1:03:12.7 |
| 7    | 63  | FLORIET Anne       | FRA      | LW9         | 90 | 18:44.5 (7)  | 38:40.2 (7)  | 59:01.1   | +6:20.1  | 1:05:34.6 |
| 8    | 65  | LOEYTYNOJA Maija   | FIN      | LW8         | 92 | 19:25.0 (9)  | 39:42.5 (8)  | 1:00:01.2 | +7:20.2  | 1:05:14.4 |
| 9    | 54  | GRON Grazyna       | POL      | LW8         | 92 | 19:40.4 (10) | 40:34.4 (10) | 1:01:08.0 | +8:27.0  | 1:06:27.0 |
| 10   | 60  | UNDERKOFLEK Kelly  | USA      | LW8         | 92 | 19:14.1 (8)  | 40:05.3 (9)  | 1:01:44.5 | +9:03.5  | 1:07:06.6 |
| 11   | 64  | SELLIN Stina       | SWE      | LW8         | 92 | 19:53.5 (11) | 41:29.9 (11) | 1:02:12.4 | +9:31.4  | 1:07:37.0 |
| 12   | 53  | PENG Yuanyuan      | CHN      | LW8         | 92 | 20:50.8 (14) | 43:16.1 (12) | 1:06:06.7 | +13:25.7 | 1:11:51.7 |
| 13   | 62  | DEKIJIMA Momoko    | JPN      | LW6         | 91 | 20:49.0 (13) | 43:26.9 (13) | 1:06:17.1 | +13:36.1 | 1:12:50.5 |

### Did not finish


55 GORBUNOVA Alena RUS LW8 20:31.2 (12)

### Did not start

51 SZAROTA Anna POL LW6

| Weather       | Snow Condition | Temperatures [°C] |        | Participants/NOC |        |     |     |     |
|---------------|----------------|-------------------|--------|------------------|--------|-----|-----|-----|
|               |                | Air               | Snow   | Entries          | Ranked | DNS | DNF | DSQ |
| Mostly Cloudy | Packed         | -0.1°C            | -0.5°C | 15               | 13     | 1   | 1   | 0   |

Technical Delegate  
  
VAN DRIEL Rita (NED)

Competition Secretary  
  
FRIQUET Sabrina (ITA)

**NOTE**  
All times except "Real Time" are calculated times. Calculated time is the real time multiplied by the athlete's percentage.

**LEGEND**  
DNF Did not finish    DNS Did not start    DSQ Disqualified





## FINAL RESULTS


PRAGELATO PLAN SUN 19 MAR 2006 START TIME 11:00 END TIME 12:15

| Jury Information             |                         | Course Information      |               |
|------------------------------|-------------------------|-------------------------|---------------|
| Technical Delegate           | VAN DRIEL Rita (NED)    | Course Name:            | 5 km Standing |
| Assistant Technical Delegate | NEESER Hans-Peter (SUI) | Height Difference (HD): | 53 m          |
| Chief of Competition         | D'INCAL Dario (ITA)     | Maximum Climb (MC):     | 28 m          |
| Chief of Course              | RELA Demetrio (ITA)     | Total Climb (MT):       | 152 m         |
| Member                       | KARI Tanja (FIN)        | Length of Lap:          | 5116 m        |
| FIS Technical Delegate       | EGLI Christian (SUI)    | Number of Laps:         | 3             |
| Chief of Classification      | LANNEM Anne (NOR)       |                         |               |

| Rank | Bib | Name  | NPC Code | Sport Class | %   | 5.0 km       | 10.0 km      | Finish    | Behind   | Real Time |
|------|-----|---|----------|-------------|-----|--------------|--------------|-----------|----------|-----------|
| 1    | 76  | VASILIEVA Liubov<br>Guide: GOLDINOV Viatcheslav     | RUS      | B2          | 98  | 17:02.0 (1)  | 34:53.7 (1)  | 52:52.9   | 0.0      | 53:57.6   |
| 2    | 84  | SKARABAHATAYA Yadviha<br>Guide: HALLRUKOVICH Vasili | BLR      | B2          | 98  | 17:41.4 (5)  | 35:45.4 (4)  | 53:21.1   | +28.2    | 54:26.4   |
| 3    | 81  | ILYUCHENKO Tatiana<br>Guide: KOSHKIN Valeriy        | RUS      | B3          | 100 | 17:03.2 (2)  | 34:57.8 (2)  | 53:31.0   | +38.1    | 53:31.0   |
| 4    | 77  | KIISKI Sisko<br>Guide: SALMINEN Timo                | FIN      | B3          | 100 | 17:15.4 (3)  | 35:40.7 (3)  | 54:05.3   | +1:12.4  | 54:05.3   |
| 5    | 78  | BENTELE Verena<br>Guide: LANKES Franz               | GER      | B1          | 87  | 18:56.6 (11) | 36:45.7 (8)  | 54:28.4   | +1:35.5  | 1:02:36.8 |
| 6    | 82  | KOBAYASHI Miyuki<br>Guide: KOBAYASHI Takashi        | JPN      | B1          | 87  | 17:41.9 (6)  | 36:22.7 (6)  | 55:07.2   | +2:14.3  | 1:03:21.4 |
| 7    | 73  | HAN Lixia<br>Guide: GAO Changcheng                  | CHN      | B2          | 98  | 18:06.5 (8)  | 37:03.3 (9)  | 55:34.4   | +2:41.5  | 56:42.4   |
| 8    | 71  | IBRAGINOVA Elvira<br>Guide: GLADYSHEV Andrey        | RUS      | B3          | 100 | 17:49.9 (7)  | 36:35.2 (7)  | 55:47.5   | +2:54.6  | 55:47.5   |
| 9    | 72  | CHERNOVA Viktoriya<br>Guide: SAFRONOV Evgenii       | RUS      | B2          | 98  | 17:36.2 (4)  | 36:18.0 (5)  | 56:03.9   | +3:11.0  | 57:12.5   |
| 10   | 79  | GRAVVOLD Tone<br>Guide: THOMASSEN Fredrik           | NOR      | B2          | 98  | 18:46.9 (9)  | 38:24.2 (10) | 57:37.9   | +4:45.0  | 58:48.5   |
| 11   | 80  | SMYRNOVA Tetyana<br>Guide: YASHCHENKO Imor          | UKR      | B3          | 100 | 18:55.6 (10) | 39:16.2 (11) | 59:38.1   | +6:45.2  | 59:38.1   |
| 12   | 83  | TABOURET Emilie<br>Guide: REY Sophie                | FRA      | B1          | 87  | 18:59.7 (12) | 39:20.3 (12) | 59:57.6   | +7:04.7  | 1:08:55.2 |
| 13   | 74  | MORIN Nathalie<br>Guide: MORIN Michel               | FRA      | B3          | 100 | 19:55.2 (13) | 40:10.3 (13) | 1:01:14.3 | +8:21.4  | 1:01:14.3 |
| 14   | 75  | KOLEVA Blagovesta<br>Guide: LEBANOV Yordan          | BUL      | B3          | 100 | 22:49.8 (14) | 46:46.9 (14) | 1:10:19.5 | +17:26.6 | 1:10:19.5 |

| Weather       | Snow Condition | Temperatures [°C] |        | Participants/NOC |        |     |     |     |
|---------------|----------------|-------------------|--------|------------------|--------|-----|-----|-----|
|               |                | Air               | Snow   | Entries          | Ranked | DNS | DNF | DSQ |
| Mostly Cloudy | Packed         | -0.1°C            | -0.5°C | 14               | 14     | 0   | 0   | 0   |

Technical Delegate  
  
VAN DRIEL Rita (NED)

Competition Secretary  
  
FRIQUET Sabrina (ITA)

**NOTE**  
All times except "Real Time" are calculated times. Calculated time is the real time multiplied by the athlete's percentage.

**LEGEND**  
DNF Did not finish    DNS Did not start    DSQ Disqualified



## FINAL RESULTS

PRAGELATO PLAN SAT 18 MAR 2006 START TIME 09:30 END TIME 10:10

| Jury Information             |                         | Course Information      |            |
|------------------------------|-------------------------|-------------------------|------------|
| Technical Delegate           | VAN DRIEL Rita (NED)    | Course Name:            | 3,3 km Sit |
| Assistant Technical Delegate | NEESER Hans-Peter (SUI) | Height Difference (HD): | 23 m       |
| Chief of Competition         | D'INCAL Dario (ITA)     | Maximum Climb (MC):     | 11 m       |
| Chief of Course              | RELA Demetrio (ITA)     | Total Climb (MT):       | 77 m       |
| Member                       | KARI Tanja (FIN)        | Length of Lap:          | 3251 m     |
| FIS Technical Delegate       | EGLI Christian (SUI)    | Number of Laps:         | 3          |
| Chief of Classification      | LANNEM Anne (NOR)       |                         |            |

| Rank | Bib | Name               | NPC Code | Sport Class | %   | 3.3 km       | 6.6 km      | Finish  | Behind  | Real Time |
|------|-----|--------------------|----------|-------------|-----|--------------|-------------|---------|---------|-----------|
| 1    | 48  | VAUCHOK Liudmila   | BLR      | LW11        | 94  | 10:10.0 (1)  | 20:27.1 (1) | 30:54.5 | 0.0     | 32:52.8   |
| 2    | 49  | IURKOVSKA Olena    | UKR      | LW12        | 100 | 10:28.0 (3)  | 21:19.5 (2) | 31:50.9 | +56.4   | 31:50.9   |
| 3    | 44  | BOURGONJE Colette  | CAN      | LW10        | 86  | 10:25.8 (2)  | 21:21.6 (3) | 32:18.8 | +1:24.3 | 37:34.4   |
| 4    | 50  | PAVLENKO Lyudmyla  | UKR      | LW11,5      | 98  | 10:53.9 (6)  | 21:54.9 (5) | 32:42.2 | +1:47.7 | 33:22.2   |
| 5    | 46  | BASCIO Monica      | USA      | LW11        | 94  | 10:31.6 (4)  | 21:42.9 (4) | 33:00.6 | +2:06.1 | 35:07.0   |
| 6    | 43  | TRYFONOVA Svitlana | UKR      | LW11        | 94  | 10:57.5 (7)  | 22:10.4 (6) | 33:25.3 | +2:30.8 | 35:33.3   |
| 7    | 47  | WHYTE Shauna Maria | CAN      | LW11,5      | 98  | 10:52.8 (5)  | 22:26.8 (7) | 34:09.5 | +3:15.0 | 34:51.3   |
| 8    | 41  | CABLE Candace      | USA      | LW11        | 94  | 11:23.8 (8)  | 23:15.4 (8) | 35:12.8 | +4:18.3 | 37:27.7   |
| 9    | 42  | ZHANG Nannan       | CHN      | LW12        | 100 | 12:43.1 (10) | 26:08.8 (9) | 39:51.2 | +8:56.7 | 39:51.2   |

### Did not finish

45 PORCELLATO Francesca ITA LW10 12:01.4 (9)

### Did not start

51 POLYAKOVA Irina RUS LW12


| Weather       | Snow Condition | Temperatures [°C] |        | Participants/NOC |        |     |     |     |
|---------------|----------------|-------------------|--------|------------------|--------|-----|-----|-----|
|               |                | Air               | Snow   | Entries          | Ranked | DNS | DNF | DSQ |
| Mostly Cloudy | Packed         | -1.3°C            | -3.0°C | 11               | 9      | 1   | 1   | 0   |

Technical Delegate



VAN DRIEL Rita (NED)

Competition Secretary



FRIQUET Sabrina (ITA)

### NOTE

All times except "Real Time" are calculated times. Calculated time is the real time multiplied by the athlete's percentage.

### LEGEND

DNF Did not finish DNS Did not start DSQ Disqualified



## FINAL RESULTS

PRAGELATO PLAN FRI 17 MAR 2006 START TIME 11:00 END TIME 11:47

| Jury Information             |                         | Course Information      |             | 1               | 2 |
|------------------------------|-------------------------|-------------------------|-------------|-----------------|---|
| Technical Delegate           | VAN DRIEL Rita (NED)    | Course Name:            | 3,75 km Sit | 2,5 km Standing |   |
| Assistant Technical Delegate | NEESER Hans-Peter (SUI) | Height Difference (HD): | 26 m        | 36 m            |   |
| Chief of Competition         | D'INCAL Dario (ITA)     | Maximum Climb (MC):     | 11 m        | 25 m            |   |
| Chief of Course              | RELA Demetrio (ITA)     | Total Climb (MT):       | 80 m        | 94 m            |   |
| Member                       | KARI Tanja (FIN)        | Length of Lap:          | 3726 m      | 2654 m          |   |
| FIS Technical Delegate       | EGLI Christian (SUI)    | Number of Laps:         | 1           | 2               |   |
| Chief of Classification      | LANNEM Anne (NOR)       |                         |             |                 |   |

| Rank     | Bib       | NPC Code<br>Name                              | Sport<br>Class | %          | Leg Time | Time<br>Behind | Team Time      | Time<br>Behind |
|----------|-----------|---|----------------|------------|----------|----------------|----------------|----------------|
| <b>1</b> | <b>3</b>  | <b>Norway</b>                                 |                | <b>287</b> |          |                | <b>39:58.5</b> |                |
|          | 3-1       | HENRIKSEN Karl Einar                          | LW11           | 94         | 11:19.4  | +1:19.9 (7)    | 11:19.4        | +1:19.9 (7)    |
|          | 3-2       | HAUGEN Kjartan                                | LW4            | 96         | 14:51.0  | +25.6 (3)      | 26:10.4        | +33.1 (3)      |
|          | 3-3       | HUSTVEIT Andreas                              | LW8            | 97         | 13:48.1  | +40.9 (4)      | 39:58.5        | 0.0 (1)        |
| <b>2</b> | <b>1</b>  | <b>Russian Federation I</b>                   |                | <b>283</b> |          |                | <b>40:00.1</b> | <b>+1.6</b>    |
|          | 1-1       | SHILOV Sergej                                 | LW10           | 86         | 11:26.9  | +1:27.4 (8)    | 11:26.9        | +1:27.4 (8)    |
|          | 1-2       | MANNANOV Irek<br>Guide: PAVLOV Rostislav      | B3             | 100        | 14:25.4  | 0.0 (1)        | 25:52.3        | +15.0 (2)      |
|          | 1-3       | GARIFOULLIN Rustam                            | LW8            | 97         | 14:07.8  | +1:00.6 (5)    | 40:00.1        | +1.6 (2)       |
| <b>3</b> | <b>5</b>  | <b>Ukraine</b>                                |                | <b>287</b> |          |                | <b>40:06.9</b> | <b>+8.4</b>    |
|          | 5-1       | MOROZOV Vladyslav                             | LW12           | 100        | 10:20.3  | +20.8 (2)      | 10:20.3        | +20.8 (2)      |
|          | 5-2       | MUNTS Oleh<br>Guide: BABAR Borys              | B1             | 87         | 16:39.4  | +2:14.0 (7)    | 26:59.7        | +1:22.4 (4)    |
|          | 5-3       | LUKYANENKO Vitaliy<br>Guide: IVANOV Volodymyr | B3             | 100        | 13:07.2  | 0.0 (1)        | 40:06.9        | +8.4 (3)       |
| <b>4</b> | <b>4</b>  | <b>Germany</b>                                |                | <b>283</b> |          |                | <b>40:08.3</b> | <b>+9.8</b>    |
|          | 4-1       | WEYMANN Michael                               | LW12           | 100        | 11:08.2  | +1:08.7 (5)    | 11:08.2        | +1:08.7 (5)    |
|          | 4-2       | HOEFLE Frank<br>Guide: WACHLIN Johannes       | B2             | 98         | 14:29.1  | +3.7 (2)       | 25:37.3        | 0.0 (1)        |
|          | 4-3       | BREM Wilhelm<br>Guide: ZIPFEL Ulrich          | B1             | 85         | 14:31.0  | +1:23.8 (7)    | 40:08.3        | +9.8 (4)       |
| <b>5</b> | <b>10</b> | <b>Russian Federation II</b>                  |                | <b>288</b> |          |                | <b>40:52.9</b> | <b>+54.4</b>   |
|          | 10-1      | KISELEV Vladimir                              | LW12           | 100        | 9:59.5   | 0.0 (1)        | 9:59.5         | 0.0 (1)        |
|          | 10-2      | MAKAMEDINOV Alfis                             | LW2            | 92         | 17:25.9  | +3:00.5 (8)    | 27:25.4        | +1:48.1 (6)    |
|          | 10-3      | MIKHAYLOV Kirill                              | LW4            | 96         | 13:27.5  | +20.3 (2)      | 40:52.9        | +54.4 (5)      |
| <b>6</b> | <b>2</b>  | <b>United States of America</b>               |                | <b>286</b> |          |                | <b>40:58.0</b> | <b>+59.5</b>   |
|          | 2-1       | KLEBL Christopher                             | LW11           | 94         | 11:36.8  | +1:37.3 (9)    | 11:36.8        | +1:37.3 (9)    |
|          | 2-2       | CRENSHAW Michael                              | LW4            | 96         | 15:48.8  | +1:23.4 (4)    | 27:25.6        | +1:48.3 (7)    |
|          | 2-3       | COOK Steven                                   | LW4            | 96         | 13:32.4  | +25.2 (3)      | 40:58.0        | +59.5 (6)      |
| <b>7</b> | <b>6</b>  | <b>France</b>                                 |                | <b>288</b> |          |                | <b>41:56.5</b> | <b>+1:58.0</b> |
|          | 6-1       | MARGUERETTAZ Alain                            | LW11           | 94         | 11:03.6  | +1:04.1 (4)    | 11:03.6        | +1:04.1 (4)    |
|          | 6-2       | TERRAL Philippe<br>Guide: PETTELOT Yohann     | B2             | 98         | 16:29.4  | +2:04.0 (5)    | 27:33.0        | +1:55.7 (8)    |
|          | 6-3       | BOURSEAU Yannick                              | LW6            | 96         | 14:23.5  | +1:16.3 (6)    | 41:56.5        | +1:58.0 (7)    |
| <b>8</b> | <b>8</b>  | <b>Italy</b>                                  |                | <b>288</b> |          |                | <b>42:35.9</b> | <b>+2:37.4</b> |
|          | 8-1       | MASIELLO Enzo                                 | LW11           | 94         | 10:47.2  | +47.7 (3)      | 10:47.2        | +47.7 (3)      |
|          | 8-2       | STEFANONI Daniele                             | LW4            | 96         | 16:36.2  | +2:10.8 (6)    | 27:23.4        | +1:46.1 (5)    |
|          | 8-3       | GATSCHER Franz<br>Guide: GAMPER Stefano       | B2             | 98         | 15:12.5  | +2:05.3 (9)    | 42:35.9        | +2:37.4 (8)    |
| <b>9</b> | <b>9</b>  | <b>People's Republic of China</b>             |                | <b>288</b> |          |                | <b>46:55.8</b> | <b>+6:57.3</b> |
|          | 9-1       | FU Chunshan                                   | LW12           | 100        | 11:12.3  | +1:12.8 (6)    | 11:12.3        | +1:12.8 (6)    |
|          | 9-2       | WANG Jinyou                                   | LW8            | 92         | 19:33.8  | +5:08.4 (9)    | 30:46.1        | +5:08.8 (9)    |
|          | 9-3       | ZHANG Jie                                     | LW6            | 96         | 16:09.7  | +3:02.5 (10)   | 46:55.8        | +6:57.3 (9)    |



## FINAL RESULTS

PRAGELATO PLAN FRI 17 MAR 2006 START TIME 11:00 END TIME 11:47

| Rank      | Bib      | NPC Code<br>Name                       | Sport<br>Class | %          | Leg Time | Time<br>Behind | Team Time      | Time<br>Behind |
|-----------|----------|--|----------------|------------|----------|----------------|----------------|----------------|
| <b>10</b> | <b>7</b> | <b>Japan</b>                           |                | <b>281</b> |          |                | <b>47:29.2</b> | <b>+7:30.7</b> |
|           | 7-1      | NAGATA Hiroyuki                        | LW10           | 86         | 12:49.4  | +2:49.9 (10)   | 12:49.4        | +2:49.9 (10)   |
|           | 7-2      | KATO Hiroshi<br>Guide: NOZOKI Takehito | B2             | 98         | 19:44.8  | +5:19.4 (10)   | 32:34.2        | +6:56.9 (10)   |
|           | 7-3      | DENDA Hiroshi                          | LW8            | 97         | 14:55.0  | +1:47.8 (8)    | 47:29.2        | +7:30.7 (10)   |

| Weather | Snow Condition | Temperatures [°C] |        | Participants/NOC |        |     |     |     |
|---------|----------------|-------------------|--------|------------------|--------|-----|-----|-----|
|         |                | Air               | Snow   | Entries          | Ranked | DNS | DNF | DSQ |
| Sunny   | Packed         | 1.4°C             | -0.3°C | 10               | 10     | 0   | 0   | 0   |

Technical Delegate



VAN DRIEL Rita (NED)

Competition Secretary



FRIQUET Sabrina (ITA)

**LEGEND**

DNF Did not finish    DNS Did not start    DSQ Disqualified



## FINAL RESULTS

PRAGELATO PLAN FRI 17 MAR 2006 START TIME 10:00 END TIME 10:28

| Rank     |     | Bib   | NPC Code<br>Name                  | Sport<br>Class | Technique | Leg Time    | Time<br>Behind | Team<br>Time   | Time<br>Behind |
|----------|-----|---|-----------------------------------|----------------|-----------|-------------|----------------|----------------|----------------|
| <b>1</b> |     | <b>1</b>  | <b>Russian Federation</b>         |                |           |             |                | <b>23:31.4</b> |                |
|          | 1-1 | POLYAKOVA Irina                                     | LW12                              | Classical      | 8:38.0    | +6.7 (2)    | 8:38.0         | +6.7 (2)       |                |
|          | 1-2 | VASILIEVA Lioubov<br>Guide: GOLDINOV Viatcheslav    | B2                                | Classical      | 7:40.8    | 0.0 (1)     | 16:18.8        | 0.0 (1)        |                |
|          | 1-3 | ILYUCHENKO Tatiana<br>Guide: KOSHKIN Valeriy        | B3                                | Free           | 7:12.6    | 0.0 (1)     | 23:31.4        | 0.0 (1)        |                |
| <b>2</b> |     | <b>5</b>  | <b>Belarus</b>                    |                |           |             |                | <b>24:10.1</b> | <b>+38.7</b>   |
|          | 5-1 | VAUCHOK Liudmila                                    | LW11                              | Classical      | 8:31.3    | 0.0 (1)     | 8:31.3         | 0.0 (1)        |                |
|          | 5-2 | SKARABAHATAYA Yadviha<br>Guide: HALLRUKOVICH Vasili | B2                                | Classical      | 7:56.6    | +15.8 (2)   | 16:27.9        | +9.1 (2)       |                |
|          | 5-3 | VARONA Larysa                                       | LW8                               | Free           | 7:42.2    | +29.6 (5)   | 24:10.1        | +38.7 (2)      |                |
| <b>3</b> |     | <b>7</b>  | <b>Ukraine</b>                    |                |           |             |                | <b>24:54.5</b> | <b>+1:23.1</b> |
|          | 7-1 | PAVLENKO Lyudmyla                                   | LW11,5                            | Classical      | 8:41.2    | +9.9 (3)    | 8:41.2         | +9.9 (3)       |                |
|          | 7-2 | IURKOVSKA Olena                                     | LW12                              | Classical      | 8:36.1    | +55.3 (3)   | 17:17.3        | +58.5 (3)      |                |
|          | 7-3 | BATENKOVA Yuliya                                    | LW6                               | Free           | 7:37.2    | +24.6 (3)   | 24:54.5        | +1:23.1 (3)    |                |
| <b>4</b> |     | <b>2</b>  | <b>France</b>                     |                |           |             |                | <b>26:27.0</b> | <b>+2:55.6</b> |
|          | 2-1 | FLORIET Anne  | LW9                               | Classical      | 8:43.9    | +12.6 (4)   | 8:43.9         | +12.6 (4)      |                |
|          | 2-2 | TABOURET Emilie<br>Guide: REY Sophie                | B1                                | Classical      | 10:04.1   | +2:23.3 (6) | 18:48.0        | +2:29.2 (5)    |                |
|          | 2-3 | MORIN Nathalie<br>Guide: MORIN Michel               | B3                                | Free           | 7:39.0    | +26.4 (4)   | 26:27.0        | +2:55.6 (4)    |                |
| <b>5</b> |     | <b>8</b>  | <b>Japan</b>                      |                |           |             |                | <b>26:36.9</b> | <b>+3:05.5</b> |
|          | 8-1 | OTA Shoko   | LW8                               | Classical      | 8:54.8    | +23.5 (5)   | 8:54.8         | +23.5 (5)      |                |
|          | 8-2 | KOBAYASHI Miyuki<br>Guide: KOBAYASHI Takashi        | B1                                | Classical      | 9:20.1    | +1:39.3 (4) | 18:14.9        | +1:56.1 (4)    |                |
|          | 8-3 | DEKIJIMA Momoko                                     | LW6                               | Free           | 8:22.0    | +1:09.4 (8) | 26:36.9        | +3:05.5 (5)    |                |
| <b>6</b> |     | <b>4</b>  | <b>Poland</b>                     |                |           |             |                | <b>27:23.7</b> | <b>+3:52.3</b> |
|          | 4-1 | GRON Grazyna  | LW8                               | Classical      | 9:36.0    | +1:04.7 (7) | 9:36.0         | +1:04.7 (7)    |                |
|          | 4-2 | SZAROTA Anna  | LW6                               | Classical      | 10:12.5   | +2:31.7 (7) | 19:48.5        | +3:29.7 (6)    |                |
|          | 4-3 | ROGOWIEC Katarzyna                                  | LW5/7                             | Free           | 7:35.2    | +22.6 (2)   | 27:23.7        | +3:52.3 (6)    |                |
| <b>7</b> |     | <b>3</b>  | <b>United States of America</b>   |                |           |             |                | <b>27:36.8</b> | <b>+4:05.4</b> |
|          | 3-1 | BASCIO Monica                                       | LW11                              | Classical      | 9:22.5    | +51.2 (6)   | 9:22.5         | +51.2 (6)      |                |
|          | 3-2 | CABLE Candace                                       | LW11                              | Classical      | 10:26.9   | +2:46.1 (8) | 19:49.4        | +3:30.6 (7)    |                |
|          | 3-3 | UNDERKOFLEK Kelly                                   | LW8                               | Free           | 7:47.4    | +34.8 (6)   | 27:36.8        | +4:05.4 (7)    |                |
| <b>8</b> |     | <b>6</b>  | <b>People's Republic of China</b> |                |           |             |                | <b>28:28.0</b> | <b>+4:56.6</b> |
|          | 6-1 | ZHANG Nannan  | LW12                              | Classical      | 10:41.4   | +2:10.1 (8) | 10:41.4        | +2:10.1 (8)    |                |
|          | 6-2 | PENG Yuanyuan                                       | LW8                               | Classical      | 9:56.3    | +2:15.5 (5) | 20:37.7        | +4:18.9 (8)    |                |
|          | 6-3 | HAN Lixia<br>Guide: GAO Changcheng                  | B2                                | Free           | 7:50.3    | +37.7 (7)   | 28:28.0        | +4:56.6 (8)    |                |




## FINAL RESULTS

PRAGELATO PLAN FRI 17 MAR 2006 START TIME 10:00 END TIME 10:28


| Weather | Snow Condition | Temperatures [°C] |        | Participants/NOC |        |     |     |     |
|---------|----------------|-------------------|--------|------------------|--------|-----|-----|-----|
|         |                | Air               | Snow   | Entries          | Ranked | DNS | DNF | DSQ |
| Sunny   | Packed         | -1.8°C            | -5.3°C | 8                | 8      | 0   | 0   | 0   |

Technical Delegate



VAN DRIEL Rita (NED)

Competition Secretary



FRIQUET Sabrina (ITA)

**LEGEND**

DNF Did not finish    DNS Did not start    DSQ Disqualified