

PRNWB00000000.00053A 00101710:32V01U



NPC	EVENT	Ord.	PIN No	BIB No	Yr	Height	Grp	Co.	NAME	Gender	POS.	KEY No	SCR No
Australia	MEQUXX	1	0				AUS		AUSTRALIA	M			
		1	100640	4	79		AUS	1	PORTER Shane	M	A	1	1
		1	100644	5	75		AUS	2	SACHS Troy	M	F	2	2
		1	100633	6	65		AUS	3	GOULD David	M	A	3	3
		1	100627	7	62		AUS	4	BLYTHE Sandy	M	E	4	4
		1	100801	8	82		AUS	5	GROENEWEGEN Shaun	M		5	5
		1	100635	9	53		AUS	6	McFAWN Michael	M		6	6
		1	100637	10	71		AUS	7	MORRIS Nick	M		7	7
		1	100634	11	58		AUS	8	HEWSON Gerry	M		8	8
		1	100641	12	73		AUS	9	QUINN Brook	M		9	9
		1	100626	13	61		AUS	10	ANDREWS Troy	M		10	10
		1	100370	14	71		AUS	11	KING Adrian	M		11	11
		1	100638	15	74		AUS	12	NESS Brad	M		12	12

WEQUXX	2	0					AUS		AUSTRALIA	W			
	2	100625	4	66			AUS	1	ADAMS Julianne	W	A	1	1
	2	200138	5	72			AUS	2	MOSELY Alison	W	C	2	2
	2	100631	6	76			AUS	3	DUNN Mellissa	W	A	3	3
	2	100632	7	62			AUS	4	FARRELL Karen	W	A	4	4
	2	100643	8	71			AUS	5	ROMEO Nadya	W	A	5	5
	2	100645	9	69			AUS	6	TESCH Liesl	W	B	6	6
	2	200139	10	66			AUS	7	SLANN Sharon	W	B	7	7
	2	100642	11	63			AUS	8	RITCHIE Donna	W	F	8	8
	2	100628	12	64			AUS	9	CARTER Amanda	W	B	9	9
	2	100639	13	67			AUS	10	O'NION Lisa	W	A	10	10
	2	100629	14	65			AUS	11	COGHLAN Paula	W	B	11	11
	2	100646	15	72			AUS	12	WEBB Jane	W	A	12	12

Canada	MEQUXX	1	0				CAN		CANADA	M			
		1	100559	4	68		CAN	1	DUREPOS Dave	M	G	1	1
		1	100564	5	55		CAN	2	HENDERSON Roy	M	B	2	2
		1	100581	6	71		CAN	3	TREUER James	M	B	3	3
		1	100557	7	73		CAN	4	DENNIS Jeff	M	A	4	4
		1	100565	8	75		CAN	5	JOHNSON Joey	M	C	5	5
		1	100571	9	73		CAN	6	NORTON Ross	M	B	6	6
		1	200856	10	70		CAN	7	HALL Ken	M	B	7	7
		1	100551	11	70		CAN	8	BORISOFF Jaimie	M	F	8	8
		1	100549	12	79		CAN	9	ANDERSON Patrick	M	C	9	9
		1	100805	13	77		CAN	10	STOUTENBURG Chris	M	A	10	10
		1	100561	14	80		CAN	11	GAERTNER Travis	M	A	11	11
		1	100573	15	72		CAN	12	PETER Richard	M	A	12	12

Wheelchair Basketball

Wheelchair Basketball

Wheelchair Basketball

Wheelchair Basketball

PROVISIONAL

NPC	EVENT	Ord.	PIN No	BIB No	Yr	Height	Grp	Co.	NAME	Gender	POS.	KEY No	SCR No
Canada	WEQUXX	2	0				CAN		CANADA	W			
		2	100567	4	75		CAN	1	KREMPIEN Jennifer	W	A	1	1
		2	100547	5	65		CAN	2	ABBOTT Marni	W	A	2	2
		2	100572	6	65		CAN	3	OHAMA Kendra	W	B	3	3
		2	100574	7	70		CAN	4	PETERS Marnie	W	A	4	4
		2	100556	8	68		CAN	5	DEL COLLE Renee	W	C	5	5
		2	100550	9	60		CAN	6	BENOIT Chantal	W	B	6	6
		2	100578	10	74		CAN	7	STILWELL Michelle	W	A	7	7
		2	100575	11	72		CAN	8	PETTINICCHI Sabrina	W	A	8	8
		2	100560	12	74		CAN	9	FERGUSON Tracey	W	B	9	9
		2	100576	13	66		CAN	10	RADKE Lori	W	B	10	10
		2	100568	14	58		CAN	11	KUTROWSKI Linda	W	G	11	11
		2	100566	15	64		CAN	12	KELLY Jo	W	B	12	12

France	MEQUXX	1	0				FRA		FRANCE	M			
		1	100768	4	70		FRA	1	SALLEM Riadh	M	A	1	1
		1	100769	5	66		FRA	2	ABOUKIR Jean-Denis	M	A	2	2
		1	100774	6	71		FRA	3	LIBMAN Bertrand	M	B	3	3
		1	201791	7	76		FRA	4	COURNEIL Jerome	M	A	4	4
		1	201792	8	66		FRA	5	BOUSTILA Ouahid	M	C	5	5
		1	100770	9	67		FRA	6	FAHRASMANE Mario	M	F	6	6
		1	100771	10	75		FRA	7	GUYOT Frederic	M	A	7	7
		1	100772	11	64		FRA	8	THEREZO Jose	M	B	8	8
		1	201793	12	80		FRA	9	HAMELIN David	M	A	9	9
		1	100773	13	75		FRA	10	DIXNEUF Lionel	M	B	10	10
		1	100812	14	60		FRA	11	BAYE Philippe	M	C	11	11
		1	100775	15	72		FRA	12	LAFFONT Jean Pascal	M	A	12	12

Great Britain	MEQUXX	1	0				GBR		GREAT BRITAIN	M			
		1	100651	4	65		GBR	1	CAINE Steve	M	A	1	1
		1	100662	5	68		GBR	2	THOMAS Sinclair	M	B	2	2
		1	100654	6	63		GBR	3	HAYES Kevin	M	A	3	3
		1	100853	7	83		GBR	4	BYWATER Terry	M	B	4	4
		1	100658	8	68		GBR	5	MUNN Simon	M	H	5	5
		1	100659	9	77		GBR	6	POLLOCK Jonathan	M	A	6	6
		1	100647	10	73		GBR	7	ADEPITAN Ade	M	A	7	7
		1	100657	11	64		GBR	8	JOHNSON Dan	M	A	8	8
		1	100648	12	72		GBR	9	BLAKE Andrew	M	B	9	9
		1	100655	13	71		GBR	10	HOWLEY Fred	M	C	10	10
		1	100660	14	64		GBR	11	PRICE Colin	M	A	11	11
		1	100649	15	68		GBR	12	BRAMLEY David	M	B	12	12

Wheelchair Basketball

Wheelchair Basketball

Wheelchair Basketball

Wheelchair Basketball

PROVISIONAL



NPC	EVENT	Ord.	PIN No	BIB No	Yr	Height	Grp	Co.	NAME	Gender	POS.	KEY No	SCR No
Great Britain	WEQUXX	2	0				GBR		GREAT BRITAIN	W			
		2	100858	4	68		GBR	1	O'DRISCOLL B.	W	A	1	1
		2	202073	5	84		GBR	2	BURRETT Sarah	W	A	2	2
		2	100668	6	79		GBR	3	STRANGE Clare	W	A	3	3
		2	100663	7	67		GBR	4	LARGEN Georgina	W	B	4	4
		2	100664	8	73		GBR	5	WILD Ann	W	F	5	5
		2	100666	9	83		GBR	6	RIDLEY Jenny	W	A	6	6
		2	100667	10	68		GBR	7	BAILLIE Sarah	W	B	7	7
		2	100670	11	70		GBR	8	FOX Jill	W	A	8	8
		2	100672	12	72		GBR	9	JACKSON Anna	W	B	9	9
		2	100860	13	73		GBR	10	SMALL Kristina	W	C	10	10
		2	100859	14	59		GBR	11	VANDERSTEEN Nicola	W	C	11	11
		2	100673	15	75		GBR	12	McLEAN Caroline	W	A	12	12

Germany	MEQUXX	1	0				GER		GERMANY	M			
		1	202233	4	73		GER	1	SCHWARZ Ralf	M	C	1	1
		1	100676	5	65		GER	2	HUEBNER Lars	M	B	2	2
		1	100806	6	71		GER	3	SNIEGOCKI Markus	M	A	3	3
		1	100674	7	67		GER	4	FISCHER Thomas	M	B	4	4
		1	100679	8	72		GER	5	WIMMERS Guido	M	H	5	5
		1	100675	9	74		GER	6	HABERKORN Markus	M	B	6	6
		1	100677	10	65		GER	7	LEONHARDT Joerg	M	B	7	7
		1	100807	11	62		GER	8	OTTO Martin	M	C	8	8
		1	100678	12	71		GER	9	THALHEIM Dirk	M	A	9	9
		1	100808	13	72		GER	10	CHRISTINK Lars	M	A	10	10
		1	100809	14	75		GER	11	COSKUN Ahmet	M	A	11	11
		1	100810	15	67		GER	12	KOEHLER Dirk	M	C	12	12

WEQUXX	2	0					GER		GERMANY	W			
	2	100681	4	77			GER	1	DUNSTHEIMER Birgit	W	B	1	1
	2	100733	5	71			GER	2	OEZTURK Cemile	W	A	2	2
	2	100686	6	72			GER	3	NGUYEN-THI Nu	W	F	3	3
	2	100684	7	66			GER	4	KIRSTE Heidi	W	A	4	4
	2	100682	8	71			GER	5	JANUSCH Anja	W	B	5	5
	2	100688	9	74			GER	6	SEIFERT Nicole	W	A	6	6
	2	100689	10	66			GER	7	THAMM Susanne	W	C	7	7
	2	202232	11	79			GER	8	SCHRATZ Nora	W	A	8	8
	2	100685	12	64			GER	9	KLEIN Verena	W	A	9	9
	2	202230	13	76			GER	10	BLEIFUSS Silke	W	C	10	10
	2	100690	14	69			GER	11	WESEMUELLER Heike	W	C	11	11
	2	100687	15	61			GER	12	ROEMELT Susanne	W	A	12	12

Wheelchair Basketball

Wheelchair Basketball

Wheelchair Basketball

Wheelchair Basketball

PROVISIONAL



NPC	EVENT	Ord.	PIN No	BIB No	Yr	Height	Grp	Co.	NAME	Gender	POS.	KEY No	SCR No
Japan	MEQUXX	1	0				JPN		JAPAN	M			
		1	106423	4	64		JPN	1	NEGI Shinji	M	F	1	1
		1	106426	5	62		JPN	2	SHINTANI Hirofumi	M	B	2	2
		1	106421	6	71		JPN	3	MIYAKE Katsumi	M	B	3	3
		1	203036	7	73		JPN	4	SASAKI Katsuya	M	A	4	4
		1	106418	8	70		JPN	5	KORETOMO Keisuke	M	A	5	5
		1	106427	9	73		JPN	6	SUGASAWA Takao	M	B	6	6
		1	106416	10	64		JPN	7	IWANO Hiroshi	M	A	7	7
		1	106417	11	70		JPN	8	JIMBO Yasuhiro	M	C	8	8
		1	203037	12	71		JPN	9	KYOYA Kazuyuki	M	A	9	9
		1	203038	13	72		JPN	10	ISHIHARA Masaharu	M	C	10	10
		1	106425	14	71		JPN	11	OSHIMA Tomohiko	M	B	11	11
		1	106424	15	71		JPN	12	OIKAWA Shinpei	M	A	12	12

WEQUXX	2	0					JPN		JAPAN	W			
	2	100734	4	59			JPN	1	TSUKAMOTO Kyoko	W	F	1	1
	2	100735	5	67			JPN	2	YASHIMA Kyoko	W	B	2	2
	2	100745	6	66			JPN	3	UEMURA Chika	W	C	3	3
	2	100737	7	62			JPN	4	SAKO Junko	W	B	4	4
	2	100738	8	63			JPN	5	HORIKAWA Sayuri	W	A	5	5
	2	100736	9	71			JPN	6	TAKABAYASHI Mika	W	A	6	6
	2	203039	10	71			JPN	7	KAWAKAMI Rie	W	B	7	7
	2	100742	11	70			JPN	8	MASHIKO Megumi	W	A	8	8
	2	100741	12	70			JPN	9	TOMORI Hiromi	W	B	9	9
	2	203040	13	68			JPN	10	HIROMICHI Naoko	W	C	10	10
	2	100744	14	75			JPN	11	SOEDA Tomoe	W	B	11	11
	2	203041	15	64			JPN	12	MINAMIKAWA Sachiko	W	B	12	12

Korea	MEQUXX	1	0				KOR		KOREA	M			
		1	106433	4	72		KOR	1	KIM Ho-Yong	M	B	1	1
		1	106435	5	71		KOR	2	KIM Jung-Seob	M	B	2	2
		1	106437	6	72		KOR	3	KO Kwang-Yub	M	B	3	3
		1	203387	7	66		KOR	4	HAN Jin-Hee	M	A	4	4
		1	106430	8	66		KOR	5	IM Chan-Kuw	M	G	5	5
		1	203399	9	71		KOR	6	PARK Sea-Kyun	M	A	6	6
		1	106429	10	68		KOR	7	HAN Sa-Hyun	M	A	7	7
		1	203400	11	76		KOR	8	KIM Chul-Soo	M	C	8	8
		1	106432	12	75		KOR	9	KANG Hee-Joon	M	C	9	9
		1	203388	13	72		KOR	10	YANG Hun-Mo	M	B	10	10
		1	203389	14	67		KOR	11	KIM Young-Duk	M	B	11	11
		1	203402	15	76		KOR	12	KIM Ji-Nam	M	C	12	12

Wheelchair Basketball

Wheelchair Basketball

Wheelchair Basketball

Wheelchair Basketball

PROVISIONAL



NPC	EVENT	Ord.	PIN No	BIB No	Yr	Height	Grp	Co.	NAME	Gender	POS.	KEY No	SCR No
Mexico	MEQUXX	1	0				MEX		MEXICO	M			
		1	100346	4	67		MEX	1	SALVADOR Pedro	M	A	1	1
		1	203644	5	78		MEX	2	QUEVEDO Sergio	M	A	2	2
		1	100826	6	59		MEX	3	LARRAGA Pablo	M	B	3	3
		1	100349	7	63		MEX	4	ISAIAS Armando	M	B	4	4
		1	100348	8	77		MEX	5	BLANCAS Luis	M	B	5	5
		1	100827	9	58		MEX	6	PULIDO Jose	M	B	6	6
		1	203645	10	73		MEX	7	OLIVAS Julio Cesar	M	A	7	7
		1	100353	11	62		MEX	8	MAGANA Rigoberto	M	A	8	8
		1	100354	12	64		MEX	9	HERNANDEZ Gilberto	M	C	9	9
		1	100355	13	64		MEX	10	DURAN Mauro	M	B	10	10
		1	100356	14	71		MEX	11	ORTEGA Raul	M	H	11	11
		1	100350	15	72		MEX	12	ZAVALA Salvador	M	B	12	12

WEQUXX	2	0					MEX		MEXICO	W			
	2	100749	4	68			MEX	1	FONSECA Olga	W	C	1	1
	2	100821	5	66			MEX	2	LOPEZ Alma	W	A	2	2
	2	100748	6	61			MEX	3	VAZQUEZ Teresita	W	F	3	3
	2	100822	7	70			MEX	4	MONTANO Ma. Carmen	W	B	4	4
	2	100750	8	59			MEX	5	PENALOZA Leticia	W	B	5	5
	2	100751	9	65			MEX	6	VAZQUEZ DELGADILLO L	W	B	6	6
	2	100752	10	65			MEX	7	CAMARA Rosa	W	B	7	7
	2	100753	11	78			MEX	8	MAGALLI Claudia	W	C	8	8
	2	100746	12	65			MEX	9	VAZQUEZ Cecilia	W	A	9	9
	2	100755	13	58			MEX	10	SOTO Juana	W	A	10	10
	2	100757	14	65			MEX	11	HERLINDA Rosa	W	A	11	11
	2	100825	15	80			MEX	12	GARCIA Wendy	W	A	12	12

Netherlands	MEQUXX	1	0				NED		NETHERLANDS	M			
		1	100605	4	78		NED	1	OOSTERBOSCH Mario	M	C	1	1
		1	100603	5	70		NED	5	DETTMER Ruud	M	B	2	2
		1	100598	6	67		NED	3	de ROOIJ Anton	M	B	3	3
		1	100604	7	73		NED	4	JEBARI Mustafa	M	A	4	4
		1	100795	8	69		NED	5	van GENT Arie	M	B	5	5
		1	100609	9	72		NED	6	de GOEDE Frank	M	B	6	6
		1	100601	10	66		NED	7	van der LINDEN G.J.	M	F	7	7
		1	100607	11	70		NED	8	't LAM Wim	M	C	8	8
		1	100602	12	73		NED	9	JANSENS Koen	M	B	9	9
		1	100612	13	69		NED	10	MARTENS Rene	M	B	10	10
		1	100796	14	67		NED	11	van de BUNTE Kees	M	B	11	11
		1	100606	15	68		NED	12	van der WERF K.	M	C	12	12

Wheelchair Basketball

Wheelchair Basketball

Wheelchair Basketball

Wheelchair Basketball

PROVISIONAL



NPC	EVENT	Ord.	PIN No	BIB No	Yr	Height	Grp	Co.	NAME	Gender	POS.	KEY No	SCR No
Netherlands	WEQUXX	2	0				NED		NETHERLANDS	W			
		2	100582	4	68		NED	1	JANSEN Jennette	W	B	1	1
		2	100595	5	85		NED	2	GRIFFIOEN Jiske	W	B	2	2
		2	100588	6	69		NED	3	IBRAHIMI Achoucha	W	B	3	3
		2	100589	7	63		NED	4	SANDERS Erna	W	B	4	4
		2	100586	8	67		NED	5	TIGGELMAN Inge	W	B	5	5
		2	100584	9	58		NED	6	van der LAAN Guda	W	F	6	6
		2	100585	10	65		NED	7	MOS Jose	W	B	7	7
		2	100591	11	76		NED	8	KORVER Cher	W	B	8	8
		2	100590	12	72		NED	9	WEVERS Miranda	W	B	9	9
		2	100593	13	67		NED	10	van VEGGEL Jeanine	W	C	10	10
		2	100596	14	70		NED	11	GARNIER Petra	W	C	11	11
		2	100583	15	72		NED	12	van LEEUWEN Evelyn	W	B	12	12

South Africa	MEQUXX	1	0				RSA		SOUTH AFRICA	M			
		1	106615	4	73		RSA	1	HARTNICK Shaun	M	H	1	1
		1	204395	5	76		RSA	2	OHN Aye Htun	M	C	2	2
		1	106614	6	70		RSA	3	FLEISER Leon	M	C	3	3
		1	106629	7	69		RSA	4	WILLIAMS Ralph	M	B	4	4
		1	204393	8	77		RSA	5	PAPENFUS Marius	M	B	5	5
		1	106627	9	68		RSA	6	WESSELS Duggie	M	B	6	6
		1	106621	10	71		RSA	7	OESCHGER Kobus	M	B	7	7
		1	106616	11	68		RSA	8	HOUSTON James	M	A	8	8
		1	106617	12	75		RSA	9	MANYANA Buntu	M	A	9	9
		1	204388	13	73		RSA	10	WAITES Grant	M	A	10	10
		1	106620	14	80		RSA	11	NORTJE Richard	M	A	11	11
		1	106626	15	74		RSA	12	VICTOR Joppie	M	A	12	12

Sweden	MEQUXX	1	0				SWE		SWEDEN	M			
		1	100617	4	78		SWE	1	H Aidari Hussein	M	A	1	1
		1	100622	5	62		SWE	2	JAMESON Per	M	B	2	2
		1	100799	6	71		SWE	3	FLENSBURG Daniel	M	B	3	3
		1	100616	7	71		SWE	4	GUSTAVSSON Joachim	M	C	4	4
		1	100614	8	72		SWE	5	ABLORH Enoch	M	A	5	5
		1	100798	9	63		SWE	6	WAPNER Christian	M	A	6	6
		1	100621	10	52		SWE	7	BERGLUND Gunnar	M	B	7	7
		1	204732	11	75		SWE	8	KOHLSTROEM Peter	M	C	8	8
		1	100623	12	68		SWE	9	AKERBERG Thomas	M	C	9	9
		1	100619	13	69		SWE	10	UHLIN Per	M	A	10	10
		1	100620	14	65		SWE	11	WEGEBORN Stefan	M	A	11	11
		1	100615	15	57		SWE	12	ANDERSSON L.G.	M	H	12	12

Wheelchair Basketball

Wheelchair Basketball

Wheelchair Basketball

Wheelchair Basketball

PROVISIONAL



NPC	EVENT	Ord.	PIN No	BIB No	Yr	Height	Grp	Co.	NAME	Gender	POS.	KEY No	SCR No
United States	MEQUXX	1	0					USA	UNITED STATES	M			
		1	100693	4	70			USA 1	BARBER Eric	M	A	1	1
		1	100708	5	69			USA 2	JUETTE Melvin Sean	M	A	2	2
		1	100705	6	78			USA 3	TEW Steve	M	B	3	3
		1	205251	7	63			USA 4	GILL JR Chuck	M	B	4	4
		1	205135	8	70			USA 5	HERNANDEZ William	M	A	5	5
		1	100709	9	73			USA 6	WALLER William Henry	M	A	6	6
		1	100696	10	62			USA 7	SCHLAPPI Mike Palmer	M	B	7	7
		1	100698	11	79			USA 8	SCHULTE Paul	M	A	8	8
		1	100711	12	53			USA 9	KILEY David Paul	M	F	9	9
		1	205260	13	53			USA 10	BELL Curtis	M	B	10	10
		1	205261	14	63			USA 11	JOHNSON Larry	M	A	11	11
		1	100700	15	73			USA 12	GLASBRENNER J.J.	M	A	12	12

WEQUXX	2	0						USA	UNITED STATES	W			
	2	205145	4	75				USA 1	STUMP Jana Ashley	W	A	1	1
	2	205138	5	77				USA 2	CISNEROS Patricia	W	A	2	2
	2	205144	6	67				USA 3	RODRIGUEZ Alma	W	B	3	3
	2	205146	7	69				USA 4	THOMPSON Ann Walters	W	A	4	4
	2	205141	8	82				USA 5	HOWITT Jennifer	W	A	5	5
	2	106464	9	75				USA 6	BRANDENBURG Teresa	W	A	6	6
	2	100703	10	69				USA 7	TANBERG Bobbi	W	B	7	7
	2	205143	11	77				USA 8	NIBLEY Miriam	W	A	8	8
	2	106453	12	80				USA 9	RIPP Christina	W	A	9	9
	2	100706	13	74				USA 10	JOHNSON Josie	W	G	10	10
	2	205139	14	74				USA 11	CRAWFORD J.L.	W	B	11	11
	2	205147	15	68				USA 12	VERST Amy	W	B	12	12

Wheelchair Basketball

Wheelchair Basketball

Wheelchair Basketball

Wheelchair Basketball

PROVISIONAL

PRNWB00000001.0008 00101711:15V010

DATE	TIME	TEAMS	PHASE	Match No.	GENDER	LOCATION	
19 OCT 2000	9:30	MEX vs CAN	Preliminary Group A	1	MEN	Sydney SuperDome	
	11:30	KOR vs NED	Preliminary Group B	2	MEN	Sydney SuperDome	
	14:15	JPN vs AUS	Preliminary Group B	3	MEN	Sydney SuperDome	
	16:15	GBR vs GER	Preliminary Group A	4	MEN	Sydney SuperDome	
	19:00	SWE vs FRA	Preliminary Group B	5	MEN	Sydney SuperDome	
	21:00	RSA vs USA	Preliminary Group A	6	MEN	Sydney SuperDome	
20 OCT 2000	9:30	NED vs JPN	Preliminary Group B	7	MEN	Sydney SuperDome	
	11:30	SWE vs KOR	Preliminary Group B	8	MEN	Sydney SuperDome	
	14:15	USA vs GBR	Preliminary Group A	9	WOMEN	Sydney SuperDome	
	16:15	AUS vs NED	Preliminary Group A	10	WOMEN	Sydney SuperDome	
	19:00	CAN vs GBR	Preliminary Group A	11	MEN	Sydney SuperDome	
	19:00	USA vs MEX	Preliminary Group A	12	MEN	The Dome	
	21:00	AUS vs FRA	Preliminary Group B	13	MEN	Sydney SuperDome	
	21:00	GER vs RSA	Preliminary Group A	14	MEN	The Dome	
21 OCT 2000	9:30	USA vs NED	Preliminary Group A	15	WOMEN	Sydney SuperDome	
	11:30	CAN vs MEX	Preliminary Group B	16	WOMEN	Sydney SuperDome	
	14:15	FRA vs JPN	Preliminary Group B	17	MEN	Sydney SuperDome	
	14:15	RSA vs CAN	Preliminary Group A	18	MEN	The Dome	
	16:15	GER vs USA	Preliminary Group A	19	MEN	Sydney SuperDome	
	16:15	KOR vs AUS	Preliminary Group B	20	MEN	The Dome	
	19:00	JPN vs GER	Preliminary Group B	21	WOMEN	Sydney SuperDome	
	19:00	GBR vs MEX	Preliminary Group A	22	MEN	The Dome	
	21:00	AUS vs GBR	Preliminary Group A	23	WOMEN	Sydney SuperDome	
	21:00	SWE vs NED	Preliminary Group B	24	MEN	The Dome	
	22 OCT 2000	9:30	MEX vs RSA	Preliminary Group A	25	MEN	Sydney SuperDome
		11:30	NED vs FRA	Preliminary Group B	26	MEN	Sydney SuperDome
14:15		USA vs GBR	Preliminary Group A	27	MEN	Sydney SuperDome	
14:15		NED vs GBR	Preliminary Group A	28	WOMEN	The Dome	
16:15		SWE vs AUS	Preliminary Group B	29	MEN	Sydney SuperDome	
16:15		JPN vs MEX	Preliminary Group B	30	WOMEN	The Dome	
19:00		JPN vs KOR	Preliminary Group B	31	MEN	Sydney SuperDome	
19:00		CAN vs GER	Preliminary Group B	32	WOMEN	The Dome	
21:00		CAN vs GER	Preliminary Group A	33	MEN	Sydney SuperDome	
21:00		AUS vs USA	Preliminary Group A	34	WOMEN	The Dome	
23 OCT 2000		9:30	GER vs MEX	Preliminary Group B	35	WOMEN	Sydney SuperDome
		9:30	KOR vs FRA	Preliminary Group B	36	MEN	The Dome
		11:30	MEX vs GER	Preliminary Group A	37	MEN	Sydney SuperDome
		11:30	SWE vs JPN	Preliminary Group B	38	MEN	The Dome
	14:15	CAN vs JPN	Preliminary Group B	39	WOMEN	Sydney SuperDome	
	16:15	RSA vs GBR	Preliminary Group A	40	MEN	Sydney SuperDome	
	19:00	CAN vs USA	Preliminary Group A	41	MEN	Sydney SuperDome	
	21:00	AUS vs NED	Preliminary Group B	42	MEN	Sydney SuperDome	
25 OCT 2000	9:30	1st of Preliminary Group A vs 4th of Preliminary Group B	Quarterfinals	43	MEN	Sydney SuperDome	
	11:30	2nd of Preliminary Group B vs 3rd of Preliminary Group A	Quarterfinals	44	MEN	Sydney SuperDome	
	14:15	2nd of Preliminary Group A vs 3rd of Preliminary Group B	Quarterfinals	45	MEN	Sydney SuperDome	
	16:15	1st of Preliminary Group B vs 4th of Preliminary Group A	Quarterfinals	46	MEN	Sydney SuperDome	
	19:00	1st of Preliminary Group A vs 2nd of Preliminary Group B	Semifinals 1-4	47	WOMEN	Sydney SuperDome	
	21:00	1st of Preliminary Group B vs 2nd of Preliminary Group A	Semifinals 1-4	48	WOMEN	Sydney SuperDome	

Wheelchair Basketball

Wheelchair Basketball

Wheelchair Basketball

Wheelchair Basketball

DATE	TIME	TEAMS	PHASE	Match No.	GENDER	LOCATION
26 OCT 2000	9:30	3rd of Preliminary Group A vs 4th of Preliminary Group B	Semifinals 5-8	49	WOMEN	Sydney SuperDome
	11:30	3rd of Preliminary Group B vs 4th of Preliminary Group A	Semifinals 5-8	50	WOMEN	Sydney SuperDome
	14:15	5th of Preliminary Group A vs 6th of Preliminary Group B	Semifinals 9-12	51	MEN	Sydney SuperDome
	16:15	5th of Preliminary Group B vs 6th of Preliminary Group A	Semifinals 9-12	52	MEN	Sydney SuperDome
	19:00	WINNER of Quarterfinals (43) vs WINNER of Quarterfinals (44)	Semifinals 1-4	53	MEN	Sydney SuperDome
	21:00	WINNER of Quarterfinals (45) vs WINNER of Quarterfinals (46)	Semifinals 1-4	54	MEN	Sydney SuperDome
27 OCT 2000	9:30	LOSER of Quarterfinals (43) vs LOSER of Quarterfinals (44)	Semifinals 5-8	55	MEN	Sydney SuperDome
	11:30	LOSER of Quarterfinals (45) vs LOSER of Quarterfinals (46)	Semifinals 5-8	56	MEN	Sydney SuperDome
	14:30	LOSER of Semifinals (49) vs LOSER of Semifinals (50)	7th-8th Place	57	WOMEN	Sydney SuperDome
	16:30	WINNER of Semifinals (49) vs WINNER of Semifinals (50)	5th-6th Place	58	WOMEN	Sydney SuperDome
	19:30	LOSER of Semifinals (47) vs LOSER of Semifinals (48)	Bronze Medal	59	WOMEN	Sydney SuperDome
	21:30	WINNER of Semifinals (47) vs WINNER of Semifinals (48)	Gold Medal	60	WOMEN	Sydney SuperDome
28 OCT 2000	9:30	LOSER of Semifinals (51) vs LOSER of Semifinals (52)	11th-12th Place	61	MEN	Sydney SuperDome
	11:30	WINNER of Semifinals (51) vs WINNER of Semifinals (52)	9th-10th Place	62	MEN	Sydney SuperDome
	14:30	LOSER of Semifinals (56) vs LOSER of Semifinals (55)	7th-8th Place	63	MEN	Sydney SuperDome
	16:30	WINNER of Semifinals (56) vs WINNER of Semifinals (55)	5th-6th Place	64	MEN	Sydney SuperDome
	19:30	LOSER of Semifinals (54) vs LOSER of Semifinals (53)	Bronze Medal	65	MEN	Sydney SuperDome
	21:30	WINNER of Semifinals (54) vs WINNER of Semifinals (53)	Gold Medal	66	MEN	Sydney SuperDome

Wheelchair Basketball

Wheelchair Basketball

Wheelchair Basketball

Wheelchair Basketball

PRNWB00000002.0008 00101711:14V010

DATE	TIME	TEAMS	PHASE	Match No.	LOCATION
19 OCT 2000	9:30	MEX vs CAN	Preliminary Group A	1	Sydney SuperDome
	11:30	KOR vs NED	Preliminary Group B	2	Sydney SuperDome
	14:15	JPN vs AUS	Preliminary Group B	3	Sydney SuperDome
	16:15	GBR vs GER	Preliminary Group A	4	Sydney SuperDome
	19:00	SWE vs FRA	Preliminary Group B	5	Sydney SuperDome
	21:00	RSA vs USA	Preliminary Group A	6	Sydney SuperDome
20 OCT 2000	9:30	NED vs JPN	Preliminary Group B	7	Sydney SuperDome
	11:30	SWE vs KOR	Preliminary Group B	8	Sydney SuperDome
	19:00	CAN vs GBR	Preliminary Group A	11	Sydney SuperDome
	19:00	USA vs MEX	Preliminary Group A	12	The Dome
	21:00	AUS vs FRA	Preliminary Group B	13	Sydney SuperDome
	21:00	GER vs RSA	Preliminary Group A	14	The Dome
21 OCT 2000	14:15	FRA vs JPN	Preliminary Group B	17	Sydney SuperDome
	14:15	RSA vs CAN	Preliminary Group A	18	The Dome
	16:15	GER vs USA	Preliminary Group A	19	Sydney SuperDome
	16:15	KOR vs AUS	Preliminary Group B	20	The Dome
	19:00	GBR vs MEX	Preliminary Group A	22	The Dome
	21:00	SWE vs NED	Preliminary Group B	24	The Dome
22 OCT 2000	9:30	MEX vs RSA	Preliminary Group A	25	Sydney SuperDome
	11:30	NED vs FRA	Preliminary Group B	26	Sydney SuperDome
	14:15	USA vs GBR	Preliminary Group A	27	Sydney SuperDome
	16:15	SWE vs AUS	Preliminary Group B	29	Sydney SuperDome
	19:00	JPN vs KOR	Preliminary Group B	31	Sydney SuperDome
	21:00	CAN vs GER	Preliminary Group A	33	Sydney SuperDome
23 OCT 2000	9:30	KOR vs FRA	Preliminary Group B	36	The Dome
	11:30	MEX vs GER	Preliminary Group A	37	Sydney SuperDome
	11:30	SWE vs JPN	Preliminary Group B	38	The Dome
	16:15	RSA vs GBR	Preliminary Group A	40	Sydney SuperDome
	19:00	CAN vs USA	Preliminary Group A	41	Sydney SuperDome
	21:00	AUS vs NED	Preliminary Group B	42	Sydney SuperDome
25 OCT 2000	9:30	1st of Preliminary Group A vs 4th of Preliminary Group B	Quarterfinals	43	Sydney SuperDome
	11:30	2nd of Preliminary Group B vs 3rd of Preliminary Group A	Quarterfinals	44	Sydney SuperDome
	14:15	2nd of Preliminary Group A vs 3rd of Preliminary Group B	Quarterfinals	45	Sydney SuperDome
	16:15	1st of Preliminary Group B vs 4th of Preliminary Group A	Quarterfinals	46	Sydney SuperDome
26 OCT 2000	14:15	5th of Preliminary Group A vs 6th of Preliminary Group B	Semifinals 9-12	51	Sydney SuperDome
	16:15	5th of Preliminary Group B vs 6th of Preliminary Group A	Semifinals 9-12	52	Sydney SuperDome
	19:00	WINNER of Quarterfinals (43) vs WINNER of Quarterfinals (44)	Semifinals 1-4	53	Sydney SuperDome
	21:00	WINNER of Quarterfinals (45) vs WINNER of Quarterfinals (46)	Semifinals 1-4	54	Sydney SuperDome
27 OCT 2000	9:30	LOSER of Quarterfinals (43) vs LOSER of Quarterfinals (44)	Semifinals 5-8	55	Sydney SuperDome
	11:30	LOSER of Quarterfinals (45) vs LOSER of Quarterfinals (46)	Semifinals 5-8	56	Sydney SuperDome
28 OCT 2000	9:30	LOSER of Semifinals (51) vs LOSER of Semifinals (52)	11th-12th Place	61	Sydney SuperDome
	11:30	WINNER of Semifinals (51) vs WINNER of Semifinals (52)	9th-10th Place	62	Sydney SuperDome

Wheelchair Basketball

Wheelchair Basketball

Wheelchair Basketball

Wheelchair Basketball

DATE	TIME	TEAMS	PHASE	Match No.	LOCATION
28 OCT 2000	14:30	LOSER of Semifinals (56) vs LOSER of Semifinals (55)	7th-8th Place	63	Sydney SuperDome
	16:30	WINNER of Semifinals (56) vs WINNER of Semifinals (55)	5th-6th Place	64	Sydney SuperDome
	19:30	LOSER of Semifinals (54) vs LOSER of Semifinals (53)	Bronze Medal	65	Sydney SuperDome
	21:30	WINNER of Semifinals (54) vs WINNER of Semifinals (53)	Gold Medal	66	Sydney SuperDome

Wheelchair Basketball

Wheelchair Basketball

Wheelchair Basketball

Wheelchair Basketball

PRNWB00000003.00034 00101716:09V010



NAME	NPC
ARNOLD Sharon	Australia (AUS)
BARNETT Terence	Great Britain (GBR)
BEALE Paul	Australia (AUS)
BEHRE Christofer	Sweden (SWE)
BHANIA Balwant	Great Britain (GBR)
BRIERE Gilles	Canada (CAN)
BURFORD Jonathon	United States of America (USA)
CALIGIURI Gabriele	Australia (AUS)
CAMPOS PERIS Sergio	Spain (ESP)
CHUNG Hak Mo	Korea (KOR)
COPPENRATH Ronald	Netherlands (NED)
CRAVEN Philip	Great Britain (GBR)
DEWELL Ross	Australia (AUS)
EL-DEIN EL-KHATEB Bahaa	Jordan (JOR)
ENGLISH Robert	Great Britain (GBR)
ESHENKO Vladimer	Canada (CAN)
GAUTHIER Sebastien	Canada (CAN)
GONZALES Anthony	United States of America (USA)
JUNGMANN Hans-Dieter	Germany (GER)
KUCERA Norbert	Germany (GER)
LOVE Greg	Australia (AUS)
MORENO Ricardo	Spain (ESP)
McCLELLAN Reg	Canada (CAN)
ORCHARD Maureen	Canada (CAN)
OTTO Jorg-ulich	Germany (GER)
RAMOT Itzhack	Israel (ISR)
SCHOENACKER David	France (FRA)
STEPONCHEV Donald	Canada (CAN)
SUGIYAMA Kaneyoshi	Japan (JPN)
SZYMAN Robert	United States of America (USA)
THIBOUTOT Armand	United States of America (USA)
TSOUNTSOURAS Spiridon	Greece (GRE)
VLUG Theodorus	Netherlands (NED)
WALLAART Edwin	Netherlands (NED)

Wheelchair Basketball

Wheelchair Basketball

Wheelchair Basketball

Wheelchair Basketball

PRNWB00000004.00053 00101714:35V010

Australia (AUS)

No	Name	Class Points	Date of Birth	Club	Int'l. Matches Played
4	PORTER Shane	1.0	1 JAN 1979	Thunder, Adelaide, Australia	20
5	SACHS Troy (C)	4.5	3 DEC 1975	Razorbacks, West Sydney, Australia	185
6	GOULD David	4.5	19 APR 1965	Thunder, Adelaide, Australia	285
7	BLYTHE Sandy (C)	2.5	24 FEB 1962	Rangers, Dandenong, Australia	220
8	GROENEWEGEN Shaun	4.0	16 SEP 1982	Rangers, Dandenong, Australia	20
9	McFAWN Michael	3.0	12 FEB 1953	Pacers, Melbourne, Australia	190
10	MORRIS Nick	1.0	16 AUG 1971	Rangers, Dandenong, Australia	109
11	HEWSON Gerry	1.5	5 JUN 1958	Comets, Sydney, Australia	225
12	QUINN Brook	3.5	31 MAY 1973	Rangers, Dandenong, Australia	43
13	ANDREWS Troy	1.5	1 DEC 1961	Thunder, Adelaide, Australia	218
14	KING Adrian	2.0	25 NOV 1971	Spartans, Brisbane, Australia	20
15	NESS Brad	4.5	24 NOV 1974	Rangers, Dandenong, Australia	20
Team Average					129.6
Coach	TURNER Bob				
Assistant Coach	OLIVER Richard				
Assistant Coach	WALKER Michael				

Wheelchair Basketball

Wheelchair Basketball

Wheelchair Basketball

Wheelchair Basketball

Note: Int'l. matches played as of 17th October 2000

Legend:
(C) : Captain

Canada (CAN)

No	Name	Class Points	Date of Birth	Club	Int'l. Matches Played
4	DUREPOS Dave (C)	3.5	14 JUL 1968	New Brunswick Prov., Fredricton, CAN	23
5	HENDERSON Roy	2.0	14 OCT 1955	Spitfires, Toronto, Canada	50
6	TREUER James	4.5	16 SEP 1971	Douglas College, Vancouver, Canada	18
7	DENNIS Jeff	4.0	15 OCT 1973	London Flyers, Ontario, Canada	15
8	JOHNSON Joey	4.5	26 JUL 1975	Manitoba Provincial, Winnipeg, CAN	18
9	NORTON Ross	2.0	20 APR 1973	Northern Lights, Edmonton, Canada	8
10	HALL Ken	2.0	31 AUG 1970	Douglas College, Vancouver, Canada	18
11	BORISOFF Jaimie (C)	1.0	20 JUN 1970	Douglas College, Vancouver, Canada	15
12	ANDERSON Patrick	4.5	22 AUG 1979	Spinners, Kitchener, Canada	14
13	STOUTENBURG Chris	1.0	13 SEP 1977	Vipers, Burlington, Canada	0
14	GAERTNER Travis	3.0	16 JAN 1980	Manitoba Provincial, Winnipeg, CAN	14
15	PETER Richard	2.5	10 SEP 1972	Douglas College, Vancouver, Canada	35
Team Average					19.0
Coach	FROGLEY Michael				
Assistant Coach	BOWES Paul				
Assistant Coach	TONELLO Jerry				

Wheelchair Basketball

Wheelchair Basketball

Wheelchair Basketball

Wheelchair Basketball

Note: Int'l. matches played as of 17th October 2000

Legend:
(C) : Captain

France (FRA)

No	Name	Class Points	Date of Birth	Club	Int'l. Matches Played
4	SALLEM Riadh	1.0	6 SEP 1970	CA SAAA, Paris, France	73
5	ABOUKIR Jean-Denis	2.5	19 JAN 1966	Corbeil, France	113
6	LIBMAN Bertrand	3.0	20 OCT 1971	A.S.CO. Mulhouse, France	56
7	COURNEIL Jerome	2.0	23 JUN 1976	Toulouse, France	13
8	BOUSTILA Ouahid	4.0	7 SEP 1966	Hyeres, France	65
9	FAHRASMANE Mario (C)	4.0	28 OCT 1967	CS Meaux, France	100
10	GUYOT Frederic	2.0	11 APR 1975	Meylan, France	30
11	THEREZO Jose	4.5	26 OCT 1964	Auxerre, France	58
12	HAMELIN David	2.5	12 SEP 1980	ASHP Berck, France	16
13	DIXNEUF Lionel	3.0	6 MAR 1975	Angers, France	24
14	BAYE Philippe	4.5	17 MAY 1960	CS Meaux, France	137
15	LAFFONT Jean Pascal	1.0	28 AUG 1972	CS Meaux, France	32
Team Average					59.8
Coach	SORIANO Jean-Paul				
Assistant Coach	SCHOENACKER Maurice				
Assistant Coach					

Wheelchair Basketball

Wheelchair Basketball

Wheelchair Basketball

Wheelchair Basketball

Note: Int'l. matches played as of 17th October 2000

Legend:
(C) : Captain

Great Britain (GBR)

No	Name	Class Points	Date of Birth	Club	Int'l. Matches Played
4	CAINE Steve	2.0	19 FEB 1965	Steelers, Sheffield, England	180
5	THOMAS Sinclair	3.0	26 NOV 1968	Aces, Milton-Keynes, England	15
6	HAYES Kevin	1.0	9 SEP 1963	Steelers, Sheffield, England	35
7	BYWATER Terry	4.5	28 FEB 1983	Lions, Teeside, England	15
8	MUNN Simon (C)	4.0	31 JAN 1968	Owls, Oldham, England	150
9	POLLOCK Jonathan	2.5	11 MAY 1977	Owls, Oldham, England	25
10	ADEPITAN Ade	2.5	27 MAR 1973	Force, London, England	25
11	JOHNSON Dan	2.5	5 JAN 1964	Owls, Oldham, England	180
12	BLAKE Andrew	2.5	18 APR 1972	Aces, Milton-Keynes, England	35
13	HOWLEY Fred	4.0	17 JUN 1971	RGK, Cannock, England	0
14	PRICE Colin	2.5	14 MAY 1964	Steelers, Sheffield, England	180
15	BRAMLEY David	4.0	28 NOV 1968	Steelers, Sheffield, England	160
Team Average					83.3
Coach	TITMUSS David				
Assistant Coach	SMITH Nigel				
Assistant Coach	TOLFREY Vicky				

Wheelchair Basketball

Wheelchair Basketball

Wheelchair Basketball

Wheelchair Basketball

Note: Int'l. matches played as of 17th October 2000

Legend:
(C) : Captain

Germany (GER)

No	Name	Class Points	Date of Birth	Club	Int'l. Matches Played
4	SCHWARZ Ralf	4.5	18 JAN 1973	SG, Heidelberg-Kirchheim, Germany	12
5	HUEBNER Lars	1.5	12 SEP 1965	ASV, Bonn, Germany	80
6	SNIEGOCKI Markus	2.0	27 JAN 1971	RSV, Lahn-Dill, Germany	40
7	FISCHER Thomas	1.5	2 FEB 1967	AS, Zwickau, Germany	105
8	WIMMERS Guido (C)	4.5	3 SEP 1972	ASV, Bonn, Germany	184
9	HABERKORN Markus	3.0	6 MAY 1974	USC, Munich, Germany	17
10	LEONHARDT Joerg	1.0	18 MAY 1965	ASV, Bonn, Germany	157
11	OTTO Martin	4.5	8 OCT 1962	ASV, Bonn, Germany	40
12	THALHEIM Dirk	2.0	13 AUG 1971	ASV, Bonn, Germany	105
13	CHRISTINK Lars	2.0	14 JUL 1972	AS, Zwickau, Germany	87
14	COSKUN Ahmet	4.0	11 MAR 1975	RSC, Hamburg, Germany	77
15	KOEHLER Dirk	4.0	29 OCT 1967	RSV, Lahn-Dill, Germany	105
Team Average					84.1
Coach	ROEMER Gerd				
Assistant Coach					
Assistant Coach					

Wheelchair Basketball

Wheelchair Basketball

Wheelchair Basketball

Wheelchair Basketball

Note: Int'l. matches played as of 17th October 2000

Legend:
(C) : Captain

Japan (JPN)

No	Name	Class Points	Date of Birth	Club	Int'l. Matches Played
4	NEGI Shinji (C)	2.0	28 SEP 1964	Deer, Nara, Japan	
5	SHINTANI Hirofumi	4.0	17 JUL 1962	Victory, Koube, Japan	
6	MIYAKE Katsumi	3.0	4 FEB 1971	World, Aichi, Japan	
7	SASAKI Katsuya	1.5	24 JAN 1973	Kawasaki, WBC, Japan	
8	KORETOMO Keisuke	3.0	13 OCT 1970	Meiwa BBC, Kobe, Japan	
9	SUGASAWA Takao	4.5	24 SEP 1973	Lions, Saitama, Japan	
10	IWANO Hiroshi	1.0	7 JUN 1964	Hawks, Chiba, Japan	
11	JIMBO Yasuhiro	3.0	16 JUN 1970	Storm, Birmingham, United States	
12	KYOYA Kazuyuki	1.0	13 AUG 1971	Hawks, Chiba, Japan	
13	ISHIHARA Masaharu	4.5	28 JUN 1972	Cools, Tokyo, Japan	
14	OSHIMA Tomohiko	4.0	20 MAR 1971	World, Aichi, Japan	
15	DIKAWA Shinpei	4.5	20 APR 1971	Hawks, Chiba, Japan	
Team Average					0.0
Coach	KOTAKI Osamu				
Assistant Coach	OGAWA Tomoki				
Assistant Coach	SAITO Nobuaki				

Wheelchair Basketball

Wheelchair Basketball

Wheelchair Basketball

Wheelchair Basketball

Note: Int'l. matches played as of 17th October 2000

Legend:
(C) : Captain

Korea (KOR)

No	Name	Class Points	Date of Birth	Club	Int'l. Matches Played
4	KIM Ho-Yong	3.0	3 MAR 1972	Daegu City Hall, Korea	5
5	KIM Jung-Seob	3.0	5 JUN 1971	Leecome Medical, Korea	7
6	KO Kwang-Yub	2.0	25 NOV 1972	Longeviti, Korea	4
7	HAN Jin-Hee	2.0	24 DEC 1966	Daegu City Hall, Korea	1
8	IM Chan-Kuw (C)	2.5	12 MAR 1966	Leecome Medical, Korea	9
9	PARK Sea-Kyun	1.5	1 JUN 1971	Leecome Medical, Korea	3
10	HAN Sa-Hyun	2.5	20 NOV 1968	Surebaqui, Korea	9
11	KIM Chul-Soo	4.5	12 JAN 1976	Daejon, Korea	2
12	KANG Hee-Joon	4.0	24 MAR 1975	Holt, Korea	3
13	YANG Hun-Mo	2.5	28 JUN 1972	Daejon, Korea	0
14	KIM Young-Duk	3.0	12 FEB 1967	Daejon, Korea	6
15	KIM Ji-Nam	4.0	1 DEC 1976	Cheju, Korea	2
Team Average					4.3
Coach	IN-CHUL Shin				
Assistant Coach					
Assistant Coach					

Wheelchair Basketball

Wheelchair Basketball

Wheelchair Basketball

Wheelchair Basketball

Note: Int'l. matches played as of 17th October 2000

Legend:
(C) : Captain

Mexico (MEX)

No	Name	Class Points	Date of Birth	Club	Int'l. Matches Played
4	SALVADOR Pedro	1.0	28 JAN 1967	Prode, Mexico City, Mexico	30
5	QUEVEDO Sergio	1.0	25 SEP 1978	D/F, Mexico City, Mexico	7
6	LARRAGA Pablo	4.0	19 JAN 1959	Prode, Mexico City, Mexico	100
7	ISAIAS Armando	1.0	22 JUN 1963	IMSS, Mexico City, Mexico	30
8	BLANCAS Luis	3.0	12 SEP 1977	Prode, Mexico City, Mexico	9
9	PULIDO Jose	2.5	4 JUN 1958	Jalisco, Guadalajara, Mexico	26
10	OLIVAS Julio Cesar	2.0	20 NOV 1973	Jalisco, Guadalajara, Mexico	7
11	MAGANA Rigoberto	2.5	17 AUG 1962	Prode, Mexico City, Mexico	120
12	HERNANDEZ Gilberto	4.0	19 MAY 1964	Prode, Mexico City, Mexico	140
13	DURAN Mauro	3.0	17 OCT 1964	EDO. Deo Mexico, Mexico	60
14	ORTEGA Raul (C)	3.5	22 MAR 1971	Jalisco, Guadalajara, Mexico	70
15	ZAVALA Salvador	4.0	23 DEC 1972	IMSS, Mexico City, Mexico	30
Team Average					52.4
Coach	LOPEZ NINO Alejandro				
Assistant Coach	DAVILA Aaron				
Assistant Coach	DURAND Sergio				

Wheelchair Basketball

Wheelchair Basketball

Wheelchair Basketball

Wheelchair Basketball

Note: Int'l. matches played as of 17th October 2000

Legend:
(C) : Captain

Netherlands (NED)

No	Name	Class Points	Date of Birth	Club	Int'l. Matches Played
4	OOSTERBOSCH Mario	4.0	23 FEB 1978	Antilope, Utrecht, Netherlands	
5	DETTMER Ruud	1.0	8 MAR 1970	Arrows, Rotterdam, Netherlands	
6	de ROOIJ Anton	1.0	27 SEP 1967	Tigers, Oosterhout, Netherlands	
7	JEBARI Mustafa	3.0	19 MAY 1973	Tigers, Oosterhout, Netherlands	
8	van GENT Arie	1.0	7 JAN 1969	Tigers, Oosterhout, Netherlands	
9	de GOEDE Frank	2.0	2 MAY 1972	Antilope, Utrecht, Netherlands	
10	van der LINDEN Gert Jan (C)	4.0	4 NOV 1966	Tigers, Oosterhout, Netherlands	
11	't LAM Wim	4.0	1 OCT 1970	Tigers, Oosterhout, Netherlands	
12	JANSENS Koen	4.0	5 OCT 1973	Comets, Sydney, Australia	
13	MARTENS Rene	1.5	24 FEB 1969	Tigers, Oosterhout, Netherlands	
14	van de BUNTE Kees	4.0	7 JUN 1967	Devedo, Ermelo, Netherlands	
15	van der WERF Kornelis	4.0	21 OCT 1968	Arrows, Rotterdam, Netherlands	
Team Average					0.0
Coach	VERHEUVEL Rob				
Assistant Coach	VERGOOSSEN Luc				
Assistant Coach					

Wheelchair Basketball

Wheelchair Basketball

Wheelchair Basketball

Wheelchair Basketball

Note: Int'l. matches played as of 17th October 2000

Legend:
(C) : Captain

South Africa (RSA)

No	Name	Class Points	Date of Birth	Club	Int'l. Matches Played
4	HARTNICK Shaun (C)	1.0	21 NOV 1973	Warriors, Cape Town, South Africa	10
5	OHN Aye Htun	2.0	17 OCT 1976	Blades, Pretoria, South Africa	2
6	FLEISER Leon	1.5	31 MAY 1970	Eagles, Johannesburg, South Africa	10
7	WILLIAMS Ralph	2.0	17 DEC 1969	Saints, Cape Town, South Africa	18
8	PAPENFUS Marius	2.5	10 OCT 1977	Blades, Pretoria, South Africa	2
9	WESSELS Duggie	2.5	20 JUL 1968	Blades, Pretoria, South Africa	20
10	DESCHGER Kobus	2.5	10 FEB 1971	Blades, Pretoria, South Africa	25
11	HOUSTON James	3.0	8 SEP 1968	Warriors, Cape Town, South Africa	18
12	MANYANA Buntu	3.5	20 AUG 1975	Lions, Klerksdorp, South Africa	10
13	WAITES Grant	4.0	13 MAR 1973	Eagles, Johannesburg, South Africa	2
14	NORTJE Richard	4.5	27 OCT 1980	Eagles, Johannesburg, South Africa	10
15	VICTOR Joppie	4.5	23 APR 1974	Pumas, Pretoria, South Africa	30
Team Average					13.1
Coach	MOORGAS Shawn				
Assistant Coach	MOORGAS Craig				
Assistant Coach	MOKONE Simon				

Wheelchair Basketball

Wheelchair Basketball

Wheelchair Basketball

Wheelchair Basketball

Note: Int'l. matches played as of 17th October 2000

Legend:
(C) : Captain

Sweden (SWE)

No	Name	Class Points	Date of Birth	Club	Int'l. Matches Played
4	Haidari Hussein	3.0	20 DEC 1978	Sassari, Italy	66
5	JAMESON Per	1.5	5 MAR 1962	Jets, Linkoping, Sweden	99
6	FLENSBURG Daniel	2.5	1 SEP 1971	FIFH, Sweden	23
7	GUSTAVSSON Joachim	4.0	9 DEC 1971	Norrbacka, Sweden	70
8	ABLORH Enoch	4.0	28 APR 1972	U of T, Texas, United States	120
9	WAPNER Christian	1.0	16 APR 1963	FIFH, Sweden	89
10	BERGLUND Gunnar	4.0	4 NOV 1952	Padova, Italy	352
11	KOHLSTROEM Peter	2.5	21 MAY 1975	Sassari, Italy	30
12	AKERBERG Thomas	3.0	15 JUN 1968	Jets, Linkoping, Sweden	130
13	UHLEN Per	1.5	5 JUL 1969	Norrbacka, Sweden	62
14	WEGEBORN Stefan	2.0	14 SEP 1965	Norrbacka, Sweden	88
15	ANDERSSON Lars-Gunnar (C)	4.0	19 JUL 1957	Napoli, Italy	252
Team Average					115.1
Coach	KARLSSON Kjell				
Assistant Coach	STAVEGREN Joakim				
Assistant Coach					

Wheelchair Basketball

Wheelchair Basketball

Wheelchair Basketball

Wheelchair Basketball

Note: Int'l. matches played as of 17th October 2000

Legend:
(C) : Captain

United States of America (USA)

No	Name	Class Points	Date of Birth	Club	Int'l. Matches Played
4	BARBER Eric	1.0	7 DEC 1970	Wisc., Whitewater, United States	14
5	JUETTE Melvin Sean	2.0	18 MAY 1969	Wisc., Whitewater, United States	28
6	TEW Steve	4.0	27 SEP 1978	Un. Texas, Arlington, United States	7
7	GILL JR Chuck	3.5	28 DEC 1963	Warriors, Oakland, United States	28
8	HERNANDEZ William	2.5	17 JUL 1970	Mavericks, Dallas, United States	7
9	WALLER William Henry	3.0	5 OCT 1973	Univ. Illinois, United States	14
10	SCHLAPPI Mike Palmer	1.5	14 DEC 1962	Jazz, Utah, United States	63
11	SCHULTE Paul	3.0	5 MAR 1979	Un. Texas, Arlington, United States	14
12	KILEY David Paul (C)	3.0	30 APR 1953	Carolina, United States	96
13	BELL Curtis	4.5	25 JUL 1953	Condors, Casa Colina, United States	63
14	JOHNSON Larry	2.5	6 DEC 1963	Warriors, Oakland, United States	60
15	GLASBRENNER Jeffrey James	4.5	20 JAN 1973	Wisc., Whitewater, United States	14
Team Average					34.0
Coach	BYRNES Dan				
Assistant Coach	BURNS Frank				
Assistant Coach	PHILLIPS Mo				

Wheelchair Basketball

Wheelchair Basketball

Wheelchair Basketball

Wheelchair Basketball

Note: Int'l. matches played as of 17th October 2000

Legend:
(C) : Captain

Australia (AUS)

No	Name	Class Points	Date of Birth	Club	Int'l. Matches Played
4	ADAMS Julianne	2.0	11 JUL 1966	Rangers, Dandenong, Australia	45
5	MOSELY Alison	4.5	17 AUG 1972	Spartans, Brisbane, Australia	40
6	DUNN Mellissa	4.5	21 MAY 1976	Spartans, Brisbane, Australia	36
7	FARRELL Karen	1.0	24 APR 1962	Hornets, Sydney, Australia	40
8	ROMEO Nadya	1.0	1 JUN 1971	Spartans, Brisbane, Australia	35
9	TESCH Liesl	4.5	17 MAY 1969	Hornets, Sydney, Australia	70
10	SLANN Sharon	2.5	16 FEB 1966		68
11	RITCHIE Donna (C)	1.5	28 DEC 1963	Comets, Sydney, Australia	73
12	CARTER Amanda	2.0	16 JUL 1964	Pacers, Whittlesea, Australia	66
13	O'NION Lisa	3.0	5 JUN 1967	Bears, North Sydney, Australia	73
14	COGHLAN Paula	4.5	14 OCT 1965	Rangers, Dandenong, Australia	66
15	WEBB Jane	3.0	19 JUN 1972	Razorbacks, West Sydney, Australia	70
Team Average					56.8
Coach	CORR Peter				
Assistant Coach	BEVERIDGE Rob				
Assistant Coach	YORK Tracy				

Wheelchair Basketball

Wheelchair Basketball

Wheelchair Basketball

Wheelchair Basketball

Note: Int'l. matches played as of 17th October 2000

Legend:
(C) : Captain

Canada (CAN)

No	Name	Class Points	Date of Birth	Club	Int'l. Matches Played
4	KREMPIEN Jennifer	1.0	19 FEB 1975	Aurora Lights, Edmonton, Canada	29
5	ABBOTT Marni	1.0	10 NOV 1965	Breakers, Vancouver, Canada	34
6	OHAMA Kendra	2.5	1 JUN 1965	R.M. Rollers, Calgary, Canada	34
7	PETERS Marnie	2.0	31 DEC 1970	Jazz, Ottawa, Canada	8
8	DEL COLLE Renee	4.5	15 MAY 1968	R.M. Rollers, Calgary, Canada	24
9	BENOIT Chantal	4.0	1 OCT 1960	Jazz, Ottawa, Canada	44
10	STILWELL Michelle	1.0	4 JUL 1974	R.M. Rollers, Calgary, Canada	5
11	PETTINICCHI Sabrina	2.0	9 AUG 1972	Zodiaks, Montreal, Canada	18
12	FERGUSON Tracey	3.0	7 SEP 1974	Rebels, Toronto, Canada	30
13	RADKE Lori	4.5	27 FEB 1966	R.M. Rollers, Calgary, Canada	24
14	KUTROWSKI Linda (C)	2.0	20 JUN 1958	Jazz, Ottawa, Canada	44
15	KELLY Jo	2.5	23 JUN 1964	R.M. Rollers, Calgary, Canada	13
Team Average					25.6
Coach	FRICK Tim				
Assistant Coach	BURLEIGH Jo-Anne				
Assistant Coach	MASH-HADLOW Charlene				

Wheelchair Basketball

Wheelchair Basketball

Wheelchair Basketball

Wheelchair Basketball

Note: Int'l. matches played as of 17th October 2000

Legend:
(C) : Captain

Great Britain (GBR)

No	Name	Class Points	Date of Birth	Club	Int'l. Matches Played
4	O'DRISCOLL Bernadette	1.0	14 APR 1968	Steelers, Sheffield, England	20
5	BURRETT Sarah	2.5	25 APR 1984	Force, London, England	0
6	STRANGE Clare	1.5	18 SEP 1979	Aces, Milton-Keynes, England	10
7	LARGEN Georgina	3.0	13 AUG 1967	Force, London, England	15
8	WILD Ann (C)	2.5	11 APR 1973	Force, London, England	60
9	RIDLEY Jenny	1.5	4 NOV 1983	Lions, Teeside, England	10
10	BAILLIE Sarah	3.5	3 AUG 1968	Owls, Oldham, England	30
11	FOX Jill	2.0	11 MAR 1970	Steelers, Sheffield, England	40
12	JACKSON Anna	4.5	2 MAR 1972	Rockets, Chester, England	10
13	SMALL Kristina	4.5	19 DEC 1973	Sabers, Sussex, England	0
14	VANDERSTEEN Nicola	4.5	28 NOV 1959	Poineers, Northampton, England	0
15	McLEAN Caroline	2.0	19 APR 1975	Braves, Suffolk, England	15
Team Average					17.5
Coach	HUDSON Paul				
Assistant Coach	TARKENTER Malcolm				
Assistant Coach	PAWSON Sue				

Wheelchair Basketball

Wheelchair Basketball

Wheelchair Basketball

Wheelchair Basketball

Note: Int'l. matches played as of 17th October 2000

Legend:
(C) : Captain

Germany (GER)

No	Name	Class Points	Date of Birth	Club	Int'l. Matches Played
4	DUNSTHEIMER Birgit	3.0	14 SEP 1977	RSV, Lahn-Dill, Germany	71
5	OEZTUERK Cemile	3.0	18 JUN 1971	USC, Munich, Germany	9
6	NGUYEN-THI Nu (C)	3.5	14 JAN 1972	BSG, Duisburg, Germany	78
7	KIRSTE Heidi	1.5	27 FEB 1966	RSC, Hamburg, Germany	135
8	JANUSCH Anja	3.0	21 AUG 1971	BSV, Kaufbeuren, Germany	83
9	SEIFERT Nicole	2.0	2 SEP 1974	RSC, Hamburg, Germany	76
10	THAMM Susanne	4.5	23 FEB 1966	RSC, Hamburg, Germany	17
11	SCHRATZ Nora	2.5	1 JUL 1979	RSV, Lahn-Dill, Germany	6
12	KLEIN Verena	1.0	23 OCT 1964	RSC, Hamburg, Germany	9
13	BLEIFUSS Silke	4.5	9 JUN 1976	SGK, Heidelberg, Germany	10
14	WESEMUELLER Heike	4.5	11 MAR 1969	RSC, Hamburg, Germany	5
15	ROEMELT Susanne	2.5	10 JUN 1961	SGK, Heidelberg, Germany	14
Team Average					42.8
Coach	RICHARZ Peter				
Assistant Coach	SCHRECK Andrea				
Assistant Coach					

Wheelchair Basketball

Wheelchair Basketball

Wheelchair Basketball

Wheelchair Basketball

Note: Int'l. matches played as of 17th October 2000

Legend:
(C) : Captain

Japan (JPN)

No	Name	Class Points	Date of Birth	Club	Int'l. Matches Played
4	TSUKAMOTO Kyoko (C)	2.5	6 AUG 1959	Elfins, Saitama, Japan	12
5	YASHIMA Kyoko	1.0	26 FEB 1967	Dolphins, Kyushu, Japan	5
6	UEMURA Chika	3.5	27 FEB 1966	Elfins, Saitama, Japan	10
7	SAKO Junko	1.0	16 AUG 1962	Elfins, Saitama, Japan	10
8	HORIKAWA Sayuri	2.0	19 FEB 1963	Dolphins, Kyushu, Japan	11
9	TAKABAYASHI Mika	2.0	26 JUN 1971	Cats, Nagoya, Japan	7
10	KAWAKAMI Rie	1.0	8 APR 1971	Elfins, Saitama, Japan	3
11	MASHIKO Megumi	3.5	2 JUL 1970	Wings, Yokohama, Japan	7
12	TOMORI Hiromi	4.5	15 MAR 1970	Dolphins, Kyushu, Japan	6
13	HIROMICHI Naoko	4.5	30 MAY 1968	Dolphins, Kyushu, Japan	3
14	SOEDA Tomoe	3.5	9 JAN 1975	Wings, Yokohama, Japan	4
15	MINAMIKAWA Sachiko	2.0	13 JUL 1964	Dolphins, Kyushu, Japan	9
Team Average					7.3
Coach	MIKAMI Shinji				
Assistant Coach	SAKANO Haruo				
Assistant Coach	SAITO Nobuaki				

Wheelchair Basketball

Wheelchair Basketball

Wheelchair Basketball

Wheelchair Basketball

Note: Int'l. matches played as of 17th October 2000

Legend:
(C) : Captain

Mexico (MEX)

No	Name	Class Points	Date of Birth	Club	Int'l. Matches Played
4	VAZQUEZ Cecilia	2.5	18 DEC 1965	Prode, Mexico City, Mexico	25
5	LOPEZ Alma	1.0	4 OCT 1966	D/F, Mexico City, Mexico	23
6	VAZQUEZ Teresita (C)	2.0	6 OCT 1961	Prode, Mexico City, Mexico	50
7	MONTANO Ma. Carmen	4.0	26 AUG 1970	D/F, Mexico City, Mexico	15
8	PENALOZA Leticia	4.0	3 APR 1959	Prode, Mexico City, Mexico	35
9	VAZQUEZ DELGADILLO Lucia	4.0	20 DEC 1965	UNAM, Mexico City, Mexico	35
10	CAMARA Rosa	3.0	25 SEP 1965	Prode, Mexico City, Mexico	50
11	MIRANDA Claudia	3.0	27 MAY 1978	D/F, Mexico City, Mexico	28
12	FONSECA Olga	3.0	14 JUN 1968	Guanajuato, Guanajuato, Mexico	15
13	SOTO Juana	4.0	13 MAY 1958	Prode, Mexico City, Mexico	50
14	HERLINDA Rosa	2.0	18 FEB 1965	D/F, Mexico City, Mexico	25
15	GARCIA Wendy	1.5	7 OCT 1980	UNAM, Mexico City, Mexico	16
Team Average					30.6
Coach	VERGARA Eii				
Assistant Coach	LARRAGA Pablo				
Assistant Coach	DURAND Sergio				

Wheelchair Basketball

Wheelchair Basketball

Wheelchair Basketball

Wheelchair Basketball

Note: Int'l. matches played as of 17th October 2000

Legend:
(C) : Captain

Netherlands (NED)

No	Name	Class Points	Date of Birth	Club	Int'l. Matches Played
4	JANSEN Jennette	3.5	17 APR 1968	Antilope, Utrecht, Netherlands	
5	GRIFFIOEN Jiske	3.5	17 APR 1985	Antilope, Utrecht, Netherlands	
6	IBRAHIMI Achoucha	1.5	1 JUL 1969	Aalsmeer, Netherlands	
7	SANDERS Erna	1.0	31 AUG 1963	Hengelo, Netherlands	
8	TIGGELMAN Inge	4.5	18 NOV 1967	Antilope, Utrecht, Netherlands	
9	van der LAAN Guda (C)	2.0	3 APR 1958	Arrows, Rotterdam, Netherlands	
10	MOS Jose	1.5	24 FEB 1965	Arrows, Rotterdam, Netherlands	
11	KORVER Cher	2.5	11 AUG 1976	Devedo, Ermelo, Netherlands	
12	WEVERS Miranda	3.0	30 MAY 1972	Flames, Netherlands	
13	van VEGGEL Jeanine	4.5	27 SEP 1967	Aomtics, Brussels	
14	GARNIER Petra	4.5	5 NOV 1970	Hengelo, Netherlands	
15	van LEEUWEN Evelyn	3.5	15 MAY 1972	CP Mijeba, Spain	
Team Average					0.0
Coach	KLERKS Ben				
Assistant Coach	MAKKENZE Henk				
Assistant Coach	SCHEPERS Simone				

Wheelchair Basketball

Wheelchair Basketball

Wheelchair Basketball

Wheelchair Basketball

Note: Int'l. matches played as of 17th October 2000

Legend:
(C) : Captain

United States of America (USA)

No	Name	Class Points	Date of Birth	Club	Int'l. Matches Played
4	STUMP Jana Ashley	1.5	11 FEB 1975	Magic, Orlando, United States	5
5	CISNEROS Particia	2.0	12 NOV 1977	Ric Express, Chicago, United States	4
6	RODRIGUEZ Alma	3.0	6 SEP 1967	Sparks, Los Angeles, United States	14
7	THOMPSON Ann Walters	1.0	19 MAY 1969	Storm, Connecticut, United States	13
8	HOWITT Jennifer	1.0	7 FEB 1982	Meteorites, Oakland, United States	4
9	BRANDENBURG Teresa	1.5	9 FEB 1975	U of I, Illinois, United States	8
10	TANBERG Bobbi	4.5	26 FEB 1969	Condors, Casa Colina, United States	8
11	NIBLEY Miriam	2.0	15 JUL 1977	U of I, Illinois, United States	9
12	RIPP Christina	2.5	31 JUL 1980	U of I, Illinois, United States	13
13	JOHNSON Josie (C)	4.5	31 JUL 1974	Magic, Omaha, United States	23
14	CRAWFORD Janna Lynnette	4.5	18 NOV 1974	U of I, Illinois, United States	4
15	VERST Amy	4.5	9 MAY 1968	Sparks, Los Angeles, United States	0
Team Average					8.8
Coach	BRIASILE Frank				
Assistant Coach	LYKINS Ron				
Assistant Coach	CHYNOWETH Tracy				

Wheelchair Basketball

Wheelchair Basketball

Wheelchair Basketball

Wheelchair Basketball

Note: Int'l. matches played as of 17th October 2000

Legend:
(C) : Captain

PRNWB00000005.00053 00101714:24V010

Sweden (SWE)

No	Name	Class Points	Date of Birth	Club	Int'l. Matches Played
4	Haidari Hussein	3.0	20 DEC 1978	Sassari, Italy	66
5	JAMESON Per	1.5	5 MAR 1962	Jets, Linkoping, Sweden	99
6	FLENSBURG Daniel	2.5	1 SEP 1971	FIFH, Sweden	23
7	GUSTAVSSON Joachim	4.0	9 DEC 1971	Norrbacka, Sweden	70
8	ABLORH Enoch	4.0	28 APR 1972	U of T, Texas, United States	120
9	WAPNER Christian	1.0	16 APR 1963	FIFH, Sweden	89
10	BERGLUND Gunnar	4.0	4 NOV 1952	Padova, Italy	352
11	KOHLSTROEM Peter	2.5	21 MAY 1975	Sassari, Italy	30
12	AKERBERG Thomas	3.0	15 JUN 1968	Jets, Linkoping, Sweden	130
13	UHLEN Per	1.5	5 JUL 1969	Norrbacka, Sweden	62
14	WEGEBORN Stefan	2.0	14 SEP 1965	Norrbacka, Sweden	88
15	ANDERSSON Lars-Gunnar (C)	4.0	19 JUL 1957	Napoli, Italy	252
Team Average					115.1
Coach	KARLSSON Kjell				
Assistant Coach	STAVEGREN Joakim				
Assistant Coach					

Wheelchair Basketball

Wheelchair Basketball

Wheelchair Basketball

Wheelchair Basketball

Note: Int'l. matches played as of 25th August 2000

Legend:
(C) : Captain

PRNWB00000006.00053 00101714:34V010

United States of America (USA)

No	Name	Class Points	Date of Birth	Club	Int'l. Matches Played
4	STUMP Jana Ashley	1.5	11 FEB 1975	Magic, Orlando, United States	5
5	CISNEROS Particia	2.0	12 NOV 1977	Ric Express, Chicago, United States	4
6	RODRIGUEZ Alma	3.0	6 SEP 1967	Sparks, Los Angeles, United States	14
7	THOMPSON Ann Walters	1.0	19 MAY 1969	Storm, Connecticut, United States	13
8	HOWITT Jennifer	1.0	7 FEB 1982	Meteorites, Oakland, United States	4
9	BRANDENBURG Teresa	1.5	9 FEB 1975	U of I, Illinois, United States	8
10	TANBERG Bobbi	4.5	26 FEB 1969	Condors, Casa Colina, United States	8
11	NIBLEY Miriam	2.0	15 JUL 1977	U of I, Illinois, United States	9
12	RIPP Christina	2.5	31 JUL 1980	U of I, Illinois, United States	13
13	JOHNSON Josie (C)	4.5	31 JUL 1974	Magic, Omaha, United States	23
14	CRAWFORD Janna Lynnette	4.5	18 NOV 1974	U of I, Illinois, United States	4
15	VERST Amy	4.5	9 MAY 1968	Sparks, Los Angeles, United States	0
Team Average					8.8
Coach	BRIASILE Frank				
Assistant Coach	LYKINS Ron				
Assistant Coach	CHYNOWETH Tracy				

Wheelchair Basketball

Wheelchair Basketball

Wheelchair Basketball

Wheelchair Basketball

Note: Int'l. matches played as of 17th October 2000

Legend:
(C) : Captain

PRNWB00000007.00053 00101715:02V010

Australia (AUS)

No	Name	Class Points	Date of Birth	Club	Int'l. Matches Played
4	PORTER Shane	1.0	1 JAN 1979	Thunder, Adelaide, Australia	20
5	SACHS Troy (C)	4.5	3 DEC 1975	Razorbacks, West Sydney, Australia	185
6	GOULD David	4.5	19 APR 1965	Thunder, Adelaide, Australia	285
7	BLYTHE Sandy (C)	2.5	24 FEB 1962	Rangers, Dandenong, Australia	220
8	GROENEWEGEN Shaun	4.0	16 SEP 1982	Rangers, Dandenong, Australia	20
9	McFAWN Michael	3.0	12 FEB 1953	Pacers, Melbourne, Australia	190
10	MORRIS Nick	1.0	16 AUG 1971	Rangers, Dandenong, Australia	109
11	HEWSON Gerry	1.5	5 JUN 1958	Comets, Sydney, Australia	225
12	QUINN Brook	3.5	31 MAY 1973	Rangers, Dandenong, Australia	43
13	ANDREWS Troy	1.5	1 DEC 1961	Thunder, Adelaide, Australia	218
14	KING Adrian	2.0	25 NOV 1971	Spartans, Brisbane, Australia	20
15	NESS Brad	4.5	24 NOV 1974	Rangers, Dandenong, Australia	20
Team Average					129.6
Coach	TURNER Bob				
Assistant Coach	OLIVER Richard				
Assistant Coach	WALKER Michael				

Wheelchair Basketball

Wheelchair Basketball

Wheelchair Basketball

Wheelchair Basketball

Note: Int'l. matches played as of 17th October 2000

Legend:
(C) : Captain

Canada (CAN)

No	Name	Class Points	Date of Birth	Club	Int'l. Matches Played
4	DUREPOS Dave (C)	3.5	14 JUL 1968	New Brunswick Prov., Fredricton, CAN	23
5	HENDERSON Roy	2.0	14 OCT 1955	Spitfires, Toronto, Canada	50
6	TREUER James	4.5	16 SEP 1971	Douglas College, Vancouver, Canada	18
7	DENNIS Jeff	4.0	15 OCT 1973	London Flyers, Ontario, Canada	15
8	JOHNSON Joey	4.5	26 JUL 1975	Manitoba Provincial, Winnipeg, CAN	18
9	NORTON Ross	2.0	20 APR 1973	Northern Lights, Edmonton, Canada	8
10	HALL Ken	2.0	31 AUG 1970	Douglas College, Vancouver, Canada	18
11	BORISOFF Jaimie (C)	1.0	20 JUN 1970	Douglas College, Vancouver, Canada	15
12	ANDERSON Patrick	4.5	22 AUG 1979	Spinners, Kitchener, Canada	14
13	STOUTENBURG Chris	1.0	13 SEP 1977	Vipers, Burlington, Canada	0
14	GAERTNER Travis	3.0	16 JAN 1980	Manitoba Provincial, Winnipeg, CAN	14
15	PETER Richard	2.5	10 SEP 1972	Douglas College, Vancouver, Canada	35
Team Average					19.0
Coach	FROGLEY Michael				
Assistant Coach	BOWES Paul				
Assistant Coach	TONELLO Jerry				

Wheelchair Basketball

Wheelchair Basketball

Wheelchair Basketball

Wheelchair Basketball

Note: Int'l. matches played as of 17th October 2000

Legend:
(C) : Captain

France (FRA)

No	Name	Class Points	Date of Birth	Club	Int'l. Matches Played
4	SALLEM Riadh	1.0	6 SEP 1970	CA SAAA, Paris, France	73
5	ABOUKIR Jean-Denis	2.5	19 JAN 1966	Corbeil, France	113
6	LIBMAN Bertrand	3.0	20 OCT 1971	A.S.CO. Mulhouse, France	56
7	COURNEIL Jerome	2.0	23 JUN 1976	Toulouse, France	13
8	BOUSTILA Ouahid	4.0	7 SEP 1966	Hyeres, France	65
9	FAHRASMANE Mario (C)	4.0	28 OCT 1967	CS Meaux, France	100
10	GUYOT Frederic	2.0	11 APR 1975	Meylan, France	30
11	THEREZO Jose	4.5	26 OCT 1964	Auxerre, France	58
12	HAMELIN David	2.5	12 SEP 1980	ASHP Berck, France	16
13	DIXNEUF Lionel	3.0	6 MAR 1975	Angers, France	24
14	BAYE Philippe	4.5	17 MAY 1960	CS Meaux, France	137
15	LAFFONT Jean Pascal	1.0	28 AUG 1972	CS Meaux, France	32
Team Average					59.8
Coach	SORIANO Jean-Paul				
Assistant Coach	SCHOENACKER Maurice				
Assistant Coach					

Wheelchair Basketball

Wheelchair Basketball

Wheelchair Basketball

Wheelchair Basketball

Note: Int'l. matches played as of 17th October 2000

Legend:
(C) : Captain

Great Britain (GBR)

No	Name	Class Points	Date of Birth	Club	Int'l. Matches Played
4	CAINE Steve	2.0	19 FEB 1965	Steelers, Sheffield, England	180
5	THOMAS Sinclair	3.0	26 NOV 1968	Aces, Milton-Keynes, England	15
6	HAYES Kevin	1.0	9 SEP 1963	Steelers, Sheffield, England	35
7	BYWATER Terry	4.5	28 FEB 1983	Lions, Teeside, England	15
8	MUNN Simon (C)	4.0	31 JAN 1968	Owls, Oldham, England	150
9	POLLOCK Jonathan	2.5	11 MAY 1977	Owls, Oldham, England	25
10	ADEPITAN Ade	2.5	27 MAR 1973	Force, London, England	25
11	JOHNSON Dan	2.5	5 JAN 1964	Owls, Oldham, England	180
12	BLAKE Andrew	2.5	18 APR 1972	Aces, Milton-Keynes, England	35
13	HOWLEY Fred	4.0	17 JUN 1971	RGK, Cannock, England	0
14	PRICE Colin	2.5	14 MAY 1964	Steelers, Sheffield, England	180
15	BRAMLEY David	4.0	28 NOV 1968	Steelers, Sheffield, England	160
Team Average					83.3
Coach	TITMUSS David				
Assistant Coach	SMITH Nigel				
Assistant Coach	TOLFREY Vicky				

Wheelchair Basketball

Wheelchair Basketball

Wheelchair Basketball

Wheelchair Basketball

Note: Int'l. matches played as of 17th October 2000

Legend:
(C) : Captain

Germany (GER)

No	Name	Class Points	Date of Birth	Club	Int'l. Matches Played
4	SCHWARZ Ralf	4.5	18 JAN 1973	SG, Heidelberg-Kirchheim, Germany	12
5	HUEBNER Lars	1.5	12 SEP 1965	ASV, Bonn, Germany	80
6	SNIEGOCKI Markus	2.0	27 JAN 1971	RSV, Lahn-Dill, Germany	40
7	FISCHER Thomas	1.5	2 FEB 1967	AS, Zwickau, Germany	105
8	WIMMERS Guido (C)	4.5	3 SEP 1972	ASV, Bonn, Germany	184
9	HABERKORN Markus	3.0	6 MAY 1974	USC, Munich, Germany	17
10	LEONHARDT Joerg	1.0	18 MAY 1965	ASV, Bonn, Germany	157
11	OTTO Martin	4.5	8 OCT 1962	ASV, Bonn, Germany	40
12	THALHEIM Dirk	2.0	13 AUG 1971	ASV, Bonn, Germany	105
13	CHRISTINK Lars	2.0	14 JUL 1972	AS, Zwickau, Germany	87
14	COSKUN Ahmet	4.0	11 MAR 1975	RSC, Hamburg, Germany	77
15	KOEHLER Dirk	4.0	29 OCT 1967	RSV, Lahn-Dill, Germany	105
Team Average					84.1
Coach	ROEMER Gerd				
Assistant Coach					
Assistant Coach					

Wheelchair Basketball

Wheelchair Basketball

Wheelchair Basketball

Wheelchair Basketball

Note: Int'l. matches played as of 17th October 2000

Legend:
(C) : Captain

Japan (JPN)

No	Name	Class Points	Date of Birth	Club	Int'l. Matches Played
4	NEGI Shinji (C)	2.0	28 SEP 1964	Deer, Nara, Japan	
5	SHINTANI Hirofumi	4.0	17 JUL 1962	Victory, Koube, Japan	
6	MIYAKE Katsumi	3.0	4 FEB 1971	World, Aichi, Japan	
7	SASAKI Katsuya	1.5	24 JAN 1973	Kawasaki, WBC, Japan	
8	KORETOMO Keisuke	3.0	13 OCT 1970	Meiwa BBC, Kobe, Japan	
9	SUGASAWA Takao	4.5	24 SEP 1973	Lions, Saitama, Japan	
10	IWANO Hiroshi	1.0	7 JUN 1964	Hawks, Chiba, Japan	
11	JIMBO Yasuhiro	3.0	16 JUN 1970	Storm, Birmingham, United States	
12	KYOYA Kazuyuki	1.0	13 AUG 1971	Hawks, Chiba, Japan	
13	ISHIHARA Masaharu	4.5	28 JUN 1972	Cools, Tokyo, Japan	
14	OSHIMA Tomohiko	4.0	20 MAR 1971	World, Aichi, Japan	
15	DIKAWA Shinpei	4.5	20 APR 1971	Hawks, Chiba, Japan	
Team Average					0.0
Coach	KOTAKI Osamu				
Assistant Coach	OGAWA Tomoki				
Assistant Coach	SAITO Nobuaki				

Wheelchair Basketball

Wheelchair Basketball

Wheelchair Basketball

Wheelchair Basketball

Note: Int'l. matches played as of 17th October 2000

Legend:
(C) : Captain

Korea (KOR)

No	Name	Class Points	Date of Birth	Club	Int'l. Matches Played
4	KIM Ho-Yong	3.0	3 MAR 1972	Daegu City Hall, Korea	5
5	KIM Jung-Seob	3.0	5 JUN 1971	Leecome Medical, Korea	7
6	KO Kwang-Yub	2.0	25 NOV 1972	Longeviti, Korea	4
7	HAN Jin-Hee	2.0	24 DEC 1966	Daegu City Hall, Korea	1
8	IM Chan-Kuw (C)	2.5	12 MAR 1966	Leecome Medical, Korea	9
9	PARK Sea-Kyun	1.5	1 JUN 1971	Leecome Medical, Korea	3
10	HAN Sa-Hyun	2.5	20 NOV 1968	Surebaqui, Korea	9
11	KIM Chul-Soo	4.5	12 JAN 1976	Daejeon, Korea	2
12	KANG Hee-Joon	4.0	24 MAR 1975	Holt, Korea	3
13	YANG Hun-Mo	2.5	28 JUN 1972	Daejeon, Korea	0
14	KIM Young-Duk	3.0	12 FEB 1967	Daejeon, Korea	6
15	KIM Ji-Nam	4.0	1 DEC 1976	Cheju, Korea	2
Team Average					4.3
Coach	IN-CHUL Shin				
Assistant Coach					
Assistant Coach					

Wheelchair Basketball

Wheelchair Basketball

Wheelchair Basketball

Wheelchair Basketball

Note: Int'l. matches played as of 17th October 2000

Legend:
(C) : Captain

Mexico (MEX)

No	Name	Class Points	Date of Birth	Club	Int'l. Matches Played
4	SALVADOR Pedro	1.0	28 JAN 1967	Prode, Mexico City, Mexico	30
5	QUEVEDO Sergio	1.0	25 SEP 1978	D/F, Mexico City, Mexico	7
6	LARRAGA Pablo	4.0	19 JAN 1959	Prode, Mexico City, Mexico	100
7	ISAIAS Armando	1.0	22 JUN 1963	IMSS, Mexico City, Mexico	30
8	BLANCAS Luis	3.0	12 SEP 1977	Prode, Mexico City, Mexico	9
9	PULIDO Jose	2.5	4 JUN 1958	Jalisco, Guadalajara, Mexico	26
10	OLIVAS Julio Cesar	2.0	20 NOV 1973	Jalisco, Guadalajara, Mexico	7
11	MAGANA Rigoberto	2.5	17 AUG 1962	Prode, Mexico City, Mexico	120
12	HERNANDEZ Gilberto	4.0	19 MAY 1964	Prode, Mexico City, Mexico	140
13	DURAN Mauro	3.0	17 OCT 1964	EDO. Deo Mexico, Mexico	60
14	ORTEGA Raul (C)	3.5	22 MAR 1971	Jalisco, Guadalajara, Mexico	70
15	ZAVALA Salvador	4.0	23 DEC 1972	IMSS, Mexico City, Mexico	30
Team Average					52.4
Coach	LOPEZ NINO Alejandro				
Assistant Coach	DAVILA Aaron				
Assistant Coach	DURAND Sergio				

Wheelchair Basketball

Wheelchair Basketball

Wheelchair Basketball

Wheelchair Basketball

Note: Int'l. matches played as of 17th October 2000

Legend:
(C) : Captain

Netherlands (NED)

No	Name	Class Points	Date of Birth	Club	Int'l. Matches Played
4	OOSTERBOSCH Mario	4.0	23 FEB 1978	Antilope, Utrecht, Netherlands	
5	DETTMER Ruud	1.0	8 MAR 1970	Arrows, Rotterdam, Netherlands	
6	de ROOIJ Anton	1.0	27 SEP 1967	Tigers, Oosterhout, Netherlands	
7	JEBARI Mustafa	3.0	19 MAY 1973	Tigers, Oosterhout, Netherlands	
8	van GENT Arie	1.0	7 JAN 1969	Tigers, Oosterhout, Netherlands	
9	de GOEDE Frank	2.0	2 MAY 1972	Antilope, Utrecht, Netherlands	
10	van der LINDEN Gert Jan (C)	4.0	4 NOV 1966	Tigers, Oosterhout, Netherlands	
11	't LAM Wim	4.0	1 OCT 1970	Tigers, Oosterhout, Netherlands	
12	JANSENS Koen	4.0	5 OCT 1973	Comets, Sydney, Australia	
13	MARTENS Rene	1.5	24 FEB 1969	Tigers, Oosterhout, Netherlands	
14	van de BUNTE Kees	4.0	7 JUN 1967	Devedo, Ermelo, Netherlands	
15	van der WERF Kornelis	4.0	21 OCT 1968	Arrows, Rotterdam, Netherlands	
Team Average					0.0
Coach	VERHEUVEL Rob				
Assistant Coach	VERGOOSSEN Luc				
Assistant Coach					

Wheelchair Basketball

Wheelchair Basketball

Wheelchair Basketball

Wheelchair Basketball

Note: Int'l. matches played as of 17th October 2000

Legend:
(C) : Captain

South Africa (RSA)

No	Name	Class Points	Date of Birth	Club	Int'l. Matches Played
4	HARTNICK Shaun (C)	1.0	21 NOV 1973	Warriors, Cape Town, South Africa	10
5	OHN Aye Htun	2.0	17 OCT 1976	Blades, Pretoria, South Africa	2
6	FLEISER Leon	1.5	31 MAY 1970	Eagles, Johannesburg, South Africa	10
7	WILLIAMS Ralph	2.0	17 DEC 1969	Saints, Cape Town, South Africa	18
8	PAPENFUS Marius	2.5	10 OCT 1977	Blades, Pretoria, South Africa	2
9	WESSELS Duggie	2.5	20 JUL 1968	Blades, Pretoria, South Africa	20
10	DESCHGER Kobus	2.5	10 FEB 1971	Blades, Pretoria, South Africa	25
11	HOUSTON James	3.0	8 SEP 1968	Warriors, Cape Town, South Africa	18
12	MANYANA Buntu	3.5	20 AUG 1975	Lions, Klerksdorp, South Africa	10
13	WAITES Grant	4.0	13 MAR 1973	Eagles, Johannesburg, South Africa	2
14	NORTJE Richard	4.5	27 OCT 1980	Eagles, Johannesburg, South Africa	10
15	VICTOR Joppie	4.5	23 APR 1974	Pumas, Pretoria, South Africa	30
Team Average					13.1
Coach	MOORGAS Shawn				
Assistant Coach	MOORGAS Craig				
Assistant Coach	MOKONE Simon				

Wheelchair Basketball

Wheelchair Basketball

Wheelchair Basketball

Wheelchair Basketball

Note: Int'l. matches played as of 17th October 2000

Legend:
(C) : Captain

Sweden (SWE)

No	Name	Class Points	Date of Birth	Club	Int'l. Matches Played
4	Haidari Hussein	3.0	20 DEC 1978	Sassari, Italy	66
5	JAMESON Per	1.5	5 MAR 1962	Jets, Linkoping, Sweden	99
6	FLENSBURG Daniel	2.5	1 SEP 1971	FIFH, Sweden	23
7	GUSTAVSSON Joachim	4.0	9 DEC 1971	Norrbacka, Sweden	70
8	ABLORH Enoch	4.0	28 APR 1972	U of T, Texas, United States	120
9	WAPNER Christian	1.0	16 APR 1963	FIFH, Sweden	89
10	BERGLUND Gunnar	4.0	4 NOV 1952	Padova, Italy	352
11	KOHLSTROEM Peter	2.5	21 MAY 1975	Sassari, Italy	30
12	AKERBERG Thomas	3.0	15 JUN 1968	Jets, Linkoping, Sweden	130
13	UHLEN Per	1.5	5 JUL 1969	Norrbacka, Sweden	62
14	WEGEBORN Stefan	2.0	14 SEP 1965	Norrbacka, Sweden	88
15	ANDERSSON Lars-Gunnar (C)	4.0	19 JUL 1957	Napoli, Italy	252
Team Average					115.1
Coach	KARLSSON Kjell				
Assistant Coach	STAVEGREN Joakim				
Assistant Coach					

Wheelchair Basketball

Wheelchair Basketball

Wheelchair Basketball

Wheelchair Basketball

Note: Int'l. matches played as of 17th October 2000

Legend:
(C) : Captain

United States of America (USA)

No	Name	Class Points	Date of Birth	Club	Int'l. Matches Played
4	BARBER Eric	1.0	7 DEC 1970	Wisc., Whitewater, United States	14
5	JUETTE Melvin Sean	2.0	18 MAY 1969	Wisc., Whitewater, United States	28
6	TEW Steve	4.0	27 SEP 1978	Un. Texas, Arlington, United States	7
7	GILL JR Chuck	3.5	28 DEC 1963	Warriors, Oakland, United States	28
8	HERNANDEZ William	2.5	17 JUL 1970	Mavericks, Dallas, United States	7
9	WALLER William Henry	3.0	5 OCT 1973	Univ. Illinois, United States	14
10	SCHLAPPI Mike Palmer	1.5	14 DEC 1962	Jazz, Utah, United States	63
11	SCHULTE Paul	3.0	5 MAR 1979	Un. Texas, Arlington, United States	14
12	KILEY David Paul (C)	3.0	30 APR 1953	Carolina, United States	96
13	BELL Curtis	4.5	25 JUL 1953	Condors, Casa Colina, United States	63
14	JOHNSON Larry	2.5	6 DEC 1963	Warriors, Oakland, United States	60
15	GLASBRENNER Jeffrey James	4.5	20 JAN 1973	Wisc., Whitewater, United States	14
Team Average					34.0
Coach	BYRNES Dan				
Assistant Coach	BURNS Frank				
Assistant Coach	PHILLIPS Mo				

Wheelchair Basketball

Wheelchair Basketball

Wheelchair Basketball

Wheelchair Basketball

Note: Int'l. matches played as of 17th October 2000

Legend:
(C) : Captain

PRNWB00000008.00053 00101715:02V010

Australia (AUS)

No	Name	Class Points	Date of Birth	Club	Int'l. Matches Played
4	ADAMS Julianne	2.0	11 JUL 1966	Rangers, Dandenong, Australia	45
5	MOSELY Alison	4.5	17 AUG 1972	Spartans, Brisbane, Australia	40
6	DUNN Mellissa	4.5	21 MAY 1976	Spartans, Brisbane, Australia	36
7	FARRELL Karen	1.0	24 APR 1962	Hornets, Sydney, Australia	40
8	ROMEO Nadya	1.0	1 JUN 1971	Spartans, Brisbane, Australia	35
9	TESCH Liesl	4.5	17 MAY 1969	Hornets, Sydney, Australia	70
10	SLANN Sharon	2.5	16 FEB 1966		68
11	RITCHIE Donna (C)	1.5	28 DEC 1963	Comets, Sydney, Australia	73
12	CARTER Amanda	2.0	16 JUL 1964	Pacers, Whittlesea, Australia	66
13	O'NION Lisa	3.0	5 JUN 1967	Bears, North Sydney, Australia	73
14	COGHLAN Paula	4.5	14 OCT 1965	Rangers, Dandenong, Australia	66
15	WEBB Jane	3.0	19 JUN 1972	Razorbacks, West Sydney, Australia	70
Team Average					56.8
Coach	CORR Peter				
Assistant Coach	BEVERIDGE Rob				
Assistant Coach	YORK Tracy				

Wheelchair Basketball

Wheelchair Basketball

Wheelchair Basketball

Wheelchair Basketball

Note: Int'l. matches played as of 17th October 2000

Legend:
(C) : Captain

Canada (CAN)

No	Name	Class Points	Date of Birth	Club	Int'l. Matches Played
4	KREMPIEN Jennifer	1.0	19 FEB 1975	Aurora Lights, Edmonton, Canada	29
5	ABBOTT Marni	1.0	10 NOV 1965	Breakers, Vancouver, Canada	34
6	OHAMA Kendra	2.5	1 JUN 1965	R.M. Rollers, Calgary, Canada	34
7	PETERS Marnie	2.0	31 DEC 1970	Jazz, Ottawa, Canada	8
8	DEL COLLE Renee	4.5	15 MAY 1968	R.M. Rollers, Calgary, Canada	24
9	BENOIT Chantal	4.0	1 OCT 1960	Jazz, Ottawa, Canada	44
10	STILWELL Michelle	1.0	4 JUL 1974	R.M. Rollers, Calgary, Canada	5
11	PETTINICCHI Sabrina	2.0	9 AUG 1972	Zodiaks, Montreal, Canada	18
12	FERGUSON Tracey	3.0	7 SEP 1974	Rebels, Toronto, Canada	30
13	RADKE Lori	4.5	27 FEB 1966	R.M. Rollers, Calgary, Canada	24
14	KUTROWSKI Linda (C)	2.0	20 JUN 1958	Jazz, Ottawa, Canada	44
15	KELLY Jo	2.5	23 JUN 1964	R.M. Rollers, Calgary, Canada	13
Team Average					25.6
Coach	FRICK Tim				
Assistant Coach	BURLEIGH Jo-Anne				
Assistant Coach	MASH-HADLOW Charlene				

Wheelchair Basketball

Wheelchair Basketball

Wheelchair Basketball

Wheelchair Basketball

Note: Int'l. matches played as of 17th October 2000

Legend:
(C) : Captain

Great Britain (GBR)

No	Name	Class Points	Date of Birth	Club	Int'l. Matches Played
4	O'DRISCOLL Bernadette	1.0	14 APR 1968	Steelers, Sheffield, England	20
5	BURRETT Sarah	2.5	25 APR 1984	Force, London, England	0
6	STRANGE Clare	1.5	18 SEP 1979	Aces, Milton-Keynes, England	10
7	LARGEN Georgina	3.0	13 AUG 1967	Force, London, England	15
8	WILD Ann (C)	2.5	11 APR 1973	Force, London, England	60
9	RIDLEY Jenny	1.5	4 NOV 1983	Lions, Teeside, England	10
10	BAILLIE Sarah	3.5	3 AUG 1968	Owls, Oldham, England	30
11	FOX Jill	2.0	11 MAR 1970	Steelers, Sheffield, England	40
12	JACKSON Anna	4.5	2 MAR 1972	Rockets, Chester, England	10
13	SMALL Kristina	4.5	19 DEC 1973	Sabers, Sussex, England	0
14	VANDERSTEEN Nicola	4.5	28 NOV 1959	Poineers, Northampton, England	0
15	McLEAN Caroline	2.0	19 APR 1975	Braves, Suffolk, England	15
Team Average					17.5
Coach	HUDSON Paul				
Assistant Coach	TARKENTER Malcolm				
Assistant Coach	PAWSON Sue				

Wheelchair Basketball

Wheelchair Basketball

Wheelchair Basketball

Wheelchair Basketball

Note: Int'l. matches played as of 17th October 2000

Legend:
(C) : Captain

Germany (GER)

No	Name	Class Points	Date of Birth	Club	Int'l. Matches Played
4	DUNSTHEIMER Birgit	3.0	14 SEP 1977	RSV, Lahn-Dill, Germany	71
5	OEZTUERK Cemile	3.0	18 JUN 1971	USC, Munich, Germany	9
6	NGUYEN-THI Nu (C)	3.5	14 JAN 1972	BSG, Duisburg, Germany	78
7	KIRSTE Heidi	1.5	27 FEB 1966	RSC, Hamburg, Germany	135
8	JANUSCH Anja	3.0	21 AUG 1971	BSV, Kaufbeuren, Germany	83
9	SEIFERT Nicole	2.0	2 SEP 1974	RSC, Hamburg, Germany	76
10	THAMM Susanne	4.5	23 FEB 1966	RSC, Hamburg, Germany	17
11	SCHRATZ Nora	2.5	1 JUL 1979	RSV, Lahn-Dill, Germany	6
12	KLEIN Verena	1.0	23 OCT 1964	RSC, Hamburg, Germany	9
13	BLEIFUSS Silke	4.5	9 JUN 1976	SGK, Heidelberg, Germany	10
14	WESEMUELLER Heike	4.5	11 MAR 1969	RSC, Hamburg, Germany	5
15	ROEMELT Susanne	2.5	10 JUN 1961	SGK, Heidelberg, Germany	14
Team Average					42.8
Coach	RICHARZ Peter				
Assistant Coach	SCHRECK Andrea				
Assistant Coach					

Wheelchair Basketball

Wheelchair Basketball

Wheelchair Basketball

Wheelchair Basketball

Note: Int'l. matches played as of 17th October 2000

Legend:
(C) : Captain

Japan (JPN)

No	Name	Class Points	Date of Birth	Club	Int'l. Matches Played
4	TSUKAMOTO Kyoko (C)	2.5	6 AUG 1959	Elfins, Saitama, Japan	12
5	YASHIMA Kyoko	1.0	26 FEB 1967	Dolphins, Kyushu, Japan	5
6	UEMURA Chika	3.5	27 FEB 1966	Elfins, Saitama, Japan	10
7	SAKO Junko	1.0	16 AUG 1962	Elfins, Saitama, Japan	10
8	HORIKAWA Sayuri	2.0	19 FEB 1963	Dolphins, Kyushu, Japan	11
9	TAKABAYASHI Mika	2.0	26 JUN 1971	Cats, Nagoya, Japan	7
10	KAWAKAMI Rie	1.0	8 APR 1971	Elfins, Saitama, Japan	3
11	MASHIKO Megumi	3.5	2 JUL 1970	Wings, Yokohama, Japan	7
12	TOMORI Hiromi	4.5	15 MAR 1970	Dolphins, Kyushu, Japan	6
13	HIROMICHI Naoko	4.5	30 MAY 1968	Dolphins, Kyushu, Japan	3
14	SOEDA Tomoe	3.5	9 JAN 1975	Wings, Yokohama, Japan	4
15	MINAMIKAWA Sachiko	2.0	13 JUL 1964	Dolphins, Kyushu, Japan	9
Team Average					7.3
Coach	MIKAMI Shinji				
Assistant Coach	SAKANO Haruo				
Assistant Coach	SAITO Nobuaki				

Wheelchair Basketball

Wheelchair Basketball

Wheelchair Basketball

Wheelchair Basketball

Note: Int'l. matches played as of 17th October 2000

Legend:
(C) : Captain

Mexico (MEX)

No	Name	Class Points	Date of Birth	Club	Int'l. Matches Played
4	VAZQUEZ Cecilia	2.5	18 DEC 1965	Prode, Mexico City, Mexico	25
5	LOPEZ Alma	1.0	4 OCT 1966	D/F, Mexico City, Mexico	23
6	VAZQUEZ Teresita (C)	2.0	6 OCT 1961	Prode, Mexico City, Mexico	50
7	MONTANO Ma. Carmen	4.0	26 AUG 1970	D/F, Mexico City, Mexico	15
8	PENALOZA Leticia	4.0	3 APR 1959	Prode, Mexico City, Mexico	35
9	VAZQUEZ DELGADILLO Lucia	4.0	20 DEC 1965	UNAM, Mexico City, Mexico	35
10	CAMARA Rosa	3.0	25 SEP 1965	Prode, Mexico City, Mexico	50
11	MIRANDA Claudia	3.0	27 MAY 1978	D/F, Mexico City, Mexico	28
12	FONSECA Olga	3.0	14 JUN 1968	Guanajuato, Guanajuato, Mexico	15
13	SOTO Juana	4.0	13 MAY 1958	Prode, Mexico City, Mexico	50
14	HERLINDA Rosa	2.0	18 FEB 1965	D/F, Mexico City, Mexico	25
15	GARCIA Wendy	1.5	7 OCT 1980	UNAM, Mexico City, Mexico	16
Team Average					30.6
Coach	VERGARA Eii				
Assistant Coach	LARRAGA Pablo				
Assistant Coach	DURAND Sergio				

Wheelchair Basketball

Wheelchair Basketball

Wheelchair Basketball

Wheelchair Basketball

Note: Int'l. matches played as of 17th October 2000

Legend:
(C) : Captain

Netherlands (NED)

No	Name	Class Points	Date of Birth	Club	Int'l. Matches Played
4	JANSEN Jennette	3.5	17 APR 1968	Antilope, Utrecht, Netherlands	
5	GRIFFIOEN Jiske	3.5	17 APR 1985	Antilope, Utrecht, Netherlands	
6	IBRAHIMI Achoucha	1.5	1 JUL 1969	Aalsmeer, Netherlands	
7	SANDERS Erna	1.0	31 AUG 1963	Hengelo, Netherlands	
8	TIGGELMAN Inge	4.5	18 NOV 1967	Antilope, Utrecht, Netherlands	
9	van der LAAN Guda (C)	2.0	3 APR 1958	Arrows, Rotterdam, Netherlands	
10	MOS Jose	1.5	24 FEB 1965	Arrows, Rotterdam, Netherlands	
11	KORVER Cher	2.5	11 AUG 1976	Devedo, Ermelo, Netherlands	
12	WEVERS Miranda	3.0	30 MAY 1972	Flames, Netherlands	
13	van VEGGEL Jeanine	4.5	27 SEP 1967	Aomtics, Brussels	
14	GARNIER Petra	4.5	5 NOV 1970	Hengelo, Netherlands	
15	van LEEUWEN Evelyn	3.5	15 MAY 1972	CP Mijeba, Spain	
Team Average					0.0
Coach	KLERKS Ben				
Assistant Coach	MAKKENZE Henk				
Assistant Coach	SCHEPERS Simone				

Wheelchair Basketball

Wheelchair Basketball

Wheelchair Basketball

Wheelchair Basketball

Note: Int'l. matches played as of 17th October 2000

Legend:
(C) : Captain

United States of America (USA)

No	Name	Class Points	Date of Birth	Club	Int'l. Matches Played
4	STUMP Jana Ashley	1.5	11 FEB 1975	Magic, Orlando, United States	5
5	CISNEROS Particia	2.0	12 NOV 1977	Ric Express, Chicago, United States	4
6	RODRIGUEZ Alma	3.0	6 SEP 1967	Sparks, Los Angeles, United States	14
7	THOMPSON Ann Walters	1.0	19 MAY 1969	Storm, Connecticut, United States	13
8	HOWITT Jennifer	1.0	7 FEB 1982	Meteorites, Oakland, United States	4
9	BRANDENBURG Teresa	1.5	9 FEB 1975	U of I, Illinois, United States	8
10	TANBERG Bobbi	4.5	26 FEB 1969	Condors, Casa Colina, United States	8
11	NIBLEY Miriam	2.0	15 JUL 1977	U of I, Illinois, United States	9
12	RIPP Christina	2.5	31 JUL 1980	U of I, Illinois, United States	13
13	JOHNSON Josie (C)	4.5	31 JUL 1974	Magic, Omaha, United States	23
14	CRAWFORD Janna Lynnette	4.5	18 NOV 1974	U of I, Illinois, United States	4
15	VERST Amy	4.5	9 MAY 1968	Sparks, Los Angeles, United States	0
Team Average					8.8
Coach	BRIASILE Frank				
Assistant Coach	LYKINS Ron				
Assistant Coach	CHYNOWETH Tracy				

Wheelchair Basketball

Wheelchair Basketball

Wheelchair Basketball

Wheelchair Basketball

Note: Int'l. matches played as of 17th October 2000

Legend:
(C) : Captain

PRNWB00000009.0008A 00102719:37V010



Match No.	GENDER	PHASE	DATE	TIME	LOCATION	TEAMS
1	MEN	Preliminary Group A	19 OCT 2000	9:30	Sydney SuperDome	MEX vs CAN
4	MEN	Preliminary Group A		16:15	Sydney SuperDome	GBR vs GER
6	MEN	Preliminary Group A		21:00	Sydney SuperDome	RSA vs USA
11	MEN	Preliminary Group A	20 OCT 2000	19:00	Sydney SuperDome	CAN vs GBR
12	MEN	Preliminary Group A		19:00	The Dome	USA vs MEX
14	MEN	Preliminary Group A		21:00	The Dome	GER vs RSA
18	MEN	Preliminary Group A	21 OCT 2000	14:15	The Dome	RSA vs CAN
19	MEN	Preliminary Group A		16:15	Sydney SuperDome	GER vs USA
22	MEN	Preliminary Group A		19:00	The Dome	GBR vs MEX
25	MEN	Preliminary Group A	22 OCT 2000	9:30	Sydney SuperDome	MEX vs RSA
27	MEN	Preliminary Group A		14:15	Sydney SuperDome	USA vs GBR
33	MEN	Preliminary Group A		21:00	Sydney SuperDome	CAN vs GER
37	MEN	Preliminary Group A	23 OCT 2000	11:30	Sydney SuperDome	MEX vs GER
40	MEN	Preliminary Group A		16:15	Sydney SuperDome	RSA vs GBR
41	MEN	Preliminary Group A		19:00	Sydney SuperDome	CAN vs USA
2	MEN	Preliminary Group B	19 OCT 2000	11:30	Sydney SuperDome	KOR vs NED
3	MEN	Preliminary Group B		14:15	Sydney SuperDome	JPN vs AUS
5	MEN	Preliminary Group B		19:00	Sydney SuperDome	SWE vs FRA
7	MEN	Preliminary Group B	20 OCT 2000	9:30	Sydney SuperDome	NED vs JPN
8	MEN	Preliminary Group B		11:30	Sydney SuperDome	SWE vs KOR
13	MEN	Preliminary Group B		21:00	Sydney SuperDome	AUS vs FRA
17	MEN	Preliminary Group B	21 OCT 2000	14:15	Sydney SuperDome	FRA vs JPN
20	MEN	Preliminary Group B		16:15	The Dome	KOR vs AUS
24	MEN	Preliminary Group B		21:00	The Dome	SWE vs NED
26	MEN	Preliminary Group B	22 OCT 2000	11:30	Sydney SuperDome	NED vs FRA
29	MEN	Preliminary Group B		16:15	Sydney SuperDome	SWE vs AUS
31	MEN	Preliminary Group B		19:00	Sydney SuperDome	JPN vs KOR
36	MEN	Preliminary Group B	23 OCT 2000	9:30	The Dome	KOR vs FRA
38	MEN	Preliminary Group B		11:30	The Dome	SWE vs JPN
42	MEN	Preliminary Group B		21:00	Sydney SuperDome	AUS vs NED
43	MEN	Quarterfinals	25 OCT 2000	9:30	Sydney SuperDome	CAN vs SWE
44	MEN	Quarterfinals		11:30	Sydney SuperDome	FRA vs GBR
45	MEN	Quarterfinals		14:15	Sydney SuperDome	USA vs AUS
46	MEN	Quarterfinals		16:15	Sydney SuperDome	NED vs GER
51	MEN	Semifinals 9-12	26 OCT 2000	14:15	Sydney SuperDome	MEX vs KOR
52	MEN	Semifinals 9-12		16:15	Sydney SuperDome	JPN vs RSA
53	MEN	Semifinals 1-4		19:00	Sydney SuperDome	CAN vs GBR
54	MEN	Semifinals 1-4		21:00	Sydney SuperDome	USA vs NED
66	MEN	Gold Medal	28 OCT 2000	21:30	Sydney SuperDome	NED vs CAN
65	MEN	Bronze Medal		19:30	Sydney SuperDome	USA vs GBR
55	MEN	Semifinals 5-8	27 OCT 2000	9:30	Sydney SuperDome	SWE vs FRA
56	MEN	Semifinals 5-8		11:30	Sydney SuperDome	AUS vs GER
64	MEN	5th-6th Place	28 OCT 2000	16:30	Sydney SuperDome	AUS vs FRA
63	MEN	7th-8th Place		14:30	Sydney SuperDome	GER vs SWE
62	MEN	9th-10th Place		11:30	Sydney SuperDome	MEX vs JPN
61	MEN	11th-12th Place		9:30	Sydney SuperDome	KOR vs RSA
9	WOMEN	Preliminary Group A	20 OCT 2000	14:15	Sydney SuperDome	USA vs GBR
10	WOMEN	Preliminary Group A		16:15	Sydney SuperDome	AUS vs NED

Wheelchair Basketball

Wheelchair Basketball

Wheelchair Basketball

Wheelchair Basketball



Match No.	GENDER	PHASE	DATE	TIME	LOCATION	TEAMS
15	WOMEN	Preliminary Group A	21 OCT 2000	9:30	Sydney SuperDome	USA vs NED
23	WOMEN	Preliminary Group A		21:00	Sydney SuperDome	AUS vs GBR
28	WOMEN	Preliminary Group A	22 OCT 2000	14:15	The Dome	NED vs GBR
34	WOMEN	Preliminary Group A		21:00	The Dome	AUS vs USA
16	WOMEN	Preliminary Group B	21 OCT 2000	11:30	Sydney SuperDome	CAN vs MEX
21	WOMEN	Preliminary Group B		19:00	Sydney SuperDome	JPN vs GER
30	WOMEN	Preliminary Group B	22 OCT 2000	16:15	The Dome	JPN vs MEX
32	WOMEN	Preliminary Group B		19:00	The Dome	CAN vs GER
35	WOMEN	Preliminary Group B	23 OCT 2000	9:30	Sydney SuperDome	GER vs MEX
39	WOMEN	Preliminary Group B		14:15	Sydney SuperDome	CAN vs JPN
47	WOMEN	Semifinals 1-4	25 OCT 2000	19:00	Sydney SuperDome	AUS vs JPN
48	WOMEN	Semifinals 1-4		21:00	Sydney SuperDome	CAN vs NED
49	WOMEN	Semifinals 5-8	26 OCT 2000	9:30	Sydney SuperDome	USA vs GER
50	WOMEN	Semifinals 5-8		11:30	Sydney SuperDome	MEX vs GBR
60	WOMEN	Gold Medal	27 OCT 2000	21:30	Sydney SuperDome	AUS vs CAN
59	WOMEN	Bronze Medal		19:30	Sydney SuperDome	JPN vs NED
58	WOMEN	5th-6th Place		16:30	Sydney SuperDome	USA vs MEX
57	WOMEN	7th-8th Place		14:30	Sydney SuperDome	GER vs GBR

Wheelchair Basketball

Wheelchair Basketball

Wheelchair Basketball

Wheelchair Basketball

PRNWB0000000A.00038 00101808:15V010

List of Competition Officials

Reference	Function	FAMILY NAME	Given Name	G	Date of Birth	Height m/ft-in	Weight kg/lbs	ISO	R/L	Accreditation	Int. Fed. Number
NPC Code : AUS											
233	Referees 1	Beale	Paul	M	01 JAN 1970	0.00		AUS		0195634	
		Print Name/Short Print Name		TV Name/TV Initial Name				Scoreboard Name 1/Scoreboard Name 2			
		BEALE Paul		Paul Beale				BEALE P.			
		BEALE Paul		P. Beale				BEALE P.			
232	Referees 1	Caligiuri	Gabriele	M	01 JAN 1970	0.00		AUS		0195633	
		Print Name/Short Print Name		TV Name/TV Initial Name				Scoreboard Name 1/Scoreboard Name 2			
		CALIGIURI Gabriele		Gabriele Caligiuri				CALIGIURI G.			
		CALIGIURI Gabriele		G. Caligiuri				CALIGIURI			
229	Referees 1	Dewell	Ross	M	01 JAN 1970	0.00		AUS		0195630	
		Print Name/Short Print Name		TV Name/TV Initial Name				Scoreboard Name 1/Scoreboard Name 2			
		DEWELL Ross		Ross Dewell				DEWELL R.			
		DEWELL Ross		R. Dewell				DEWELL R.			
209	Referees 1	Love	Greg	M	01 JAN 1970	0.00		AUS		0195610	
		Print Name/Short Print Name		TV Name/TV Initial Name				Scoreboard Name 1/Scoreboard Name 2			
		LOVE Greg		Greg Love				LOVE G.			
		LOVE Greg		G. Love				LOVE G.			
214	Referees 1	Arnold	Sharon	W	01 JAN 1970	0.00		AUS		0195615	
		Print Name/Short Print Name		TV Name/TV Initial Name				Scoreboard Name 1/Scoreboard Name 2			
		ARNOLD Sharon		Sharon Arnold				ARNOLD S.			
		ARNOLD Sharon		S. Arnold				ARNOLD S.			
NPC Code : CAN											
211	Referees 1	Briere	Gilles	M	01 JAN 1970	0.00		CAN		0195612	
		Print Name/Short Print Name		TV Name/TV Initial Name				Scoreboard Name 1/Scoreboard Name 2			
		BRIERE Gilles		Gilles Briere				BRIERE G.			
		BRIERE Gilles		G. Briere				BRIERE G.			
226	Referees 1	Eshenko	Vladimer	M	01 JAN 1970	0.00		CAN		0195627	
		Print Name/Short Print Name		TV Name/TV Initial Name				Scoreboard Name 1/Scoreboard Name 2			
		ESHENKO Vladimer		Vladimer Eshenko				ESHENKO V.			
		ESHENKO Vladimer		V. Eshenko				ESHENKO V.			
225	Referees 1	Gauthier	Sebastien	M	01 JAN 1970	0.00		CAN		0195626	
		Print Name/Short Print Name		TV Name/TV Initial Name				Scoreboard Name 1/Scoreboard Name 2			
		GAUTHIER Sebastien		Sebastien Gauthier				GAUTHIER S.			
		GAUTHIER Sebastien		S. Gauthier				GAUTHIER S			
205	Referees 1	McClellan	Reg	M	01 JAN 1970	0.00		CAN		0195606	
		Print Name/Short Print Name		TV Name/TV Initial Name				Scoreboard Name 1/Scoreboard Name 2			
		McCLELLAN Reg		Reg McClellan				McCLELLAN R.			
		McCLELLAN Reg		R. McClellan				McCLELLAN			
208	Referees 1	Steponchev	Donald	M	01 JAN 1970	0.00		CAN		0195609	
		Print Name/Short Print Name		TV Name/TV Initial Name				Scoreboard Name 1/Scoreboard Name 2			
		STEPONCHEV Donald		Donald Steponchev				STEPONCHEV D.			
		STEPONCHEV Donald		D. Steponchev				STEPONCHEV			
204	Referees 1	Orchard	Maureen	W	01 JAN 1970	0.00		CAN		0195605	
		Print Name/Short Print Name		TV Name/TV Initial Name				Scoreboard Name 1/Scoreboard Name 2			
		ORCHARD Maureen		Maureen Orchard				ORCHARD M.			
		ORCHARD Maureen		M. Orchard				ORCHARD M.			
NPC Code : ESP											
231	Referees 1	Campos Peris	Sergio	M	01 JAN 1970	0.00		ESP		0195632	
		Print Name/Short Print Name		TV Name/TV Initial Name				Scoreboard Name 1/Scoreboard Name 2			
		CAMPOS PERIS Sergio		Sergio Campos Peris				CAMPOS PERIS S.			
		CAMPOS PERIS Sergio		S. Campos Peris				CAMPOS S.			

LEGENDS

G - Gender

R - Right Handed

L - Left Handed

M - Man

W - Woman

Wheelchair Basketball

Wheelchair Basketball

Wheelchair Basketball

Wheelchair Basketball

List of Competition Officials

Reference	Function	FAMILY NAME	Given Name	G	Date of Birth	Height m/ft-in	Weight kg/lbs	ISO	R/L	Accreditation	Int. Fed. Number
NPC Code : ESP											
221	Referees 1	Moreno	Ricardo	M	01 JAN 1970	0.00		ESP		0195622	
Print Name/Short Print Name				TV Name/TV Initial Name				Scoreboard Name 1/Scoreboard Name 2			
MORENO Ricardo				Ricardo Moreno				MORENO R.			
MORENO Ricardo				R. Moreno				MORENO R.			
NPC Code : FRA											
219	Referees 1	Schoenacker	David	M	01 JAN 1970	0.00		FRA		0195620	
Print Name/Short Print Name				TV Name/TV Initial Name				Scoreboard Name 1/Scoreboard Name 2			
SCHOENACKER David				David Schoenacker				SCHOENACKER D.			
SCHOENACKER David				D. Schoenacker				SCHOENACK.			
NPC Code : GBR											
202	Referees 1	Barnett	Terence	M	01 JAN 1970	0.00		GBR		0195603	
Print Name/Short Print Name				TV Name/TV Initial Name				Scoreboard Name 1/Scoreboard Name 2			
BARNETT Terence				Terence Barnett				BARNETT T.			
BARNETT Terence				T. Barnett				BARNETT T.			
212	Referees 1	Bhania	Balwant	M	01 JAN 1970	0.00		GBR		0195613	
Print Name/Short Print Name				TV Name/TV Initial Name				Scoreboard Name 1/Scoreboard Name 2			
BHANIA Balwant				Balwant Bhania				BHANIA B.			
BHANIA Balwant				B. Bhania				BHANIA B.			
200	Referees 1	Craven	Philip	M	01 JAN 1970	0.00		GBR		0195601	
Print Name/Short Print Name				TV Name/TV Initial Name				Scoreboard Name 1/Scoreboard Name 2			
CRAVEN Philip				Philip Craven				CRAVEN P.			
CRAVEN Philip				P. Craven				CRAVEN P.			
227	Referees 1	English	Robert	M	01 JAN 1970	0.00		GBR		0195628	
Print Name/Short Print Name				TV Name/TV Initial Name				Scoreboard Name 1/Scoreboard Name 2			
ENGLISH Robert				Robert English				ENGLISH R.			
ENGLISH Robert				R. English				ENGLISH R.			
NPC Code : GER											
223	Referees 1	Jungmann	Hans-Dieter	M	01 JAN 1970	0.00		GER		0195624	
Print Name/Short Print Name				TV Name/TV Initial Name				Scoreboard Name 1/Scoreboard Name 2			
JUNGMANN Hans-Dieter				Hans-Dieter Jungmann				JUNGMANN H.			
JUNGMANN Hans-Dieter				H.D. Jungmann				JUNGMANN H			
207	Referees 1	Kucera	Norbert	M	01 JAN 1970	0.00		GER		0195608	
Print Name/Short Print Name				TV Name/TV Initial Name				Scoreboard Name 1/Scoreboard Name 2			
KUCERA Norbert				Norbert Kucera				KUCERA N.			
KUCERA Norbert				N. Kucera				KUCERA N.			
222	Referees 1	Otto	Jorg-ulich	M	01 JAN 1970	0.00		GER		0195623	
Print Name/Short Print Name				TV Name/TV Initial Name				Scoreboard Name 1/Scoreboard Name 2			
OTTO Jorg-ulich				Jorg-ulich Otto				OTTO J.			
OTTO Jorg-ulich				J.U. Otto				OTTO J.			
NPC Code : GRE											
217	Referees 1	Tsountsouras	Spiridon	M	01 JAN 1970	0.00		GRE		0195618	
Print Name/Short Print Name				TV Name/TV Initial Name				Scoreboard Name 1/Scoreboard Name 2			
TSOUNTSOURAS Spiridon				Spiridon Tsountsouras				TSOUNTSOURAS S.			
TSOUNTSOURAS S.				S. Tsountsouras				TSOUNTSOU.			
NPC Code : ISR											
220	Referees 1	Ramot	Itzhack	M	01 JAN 1970	0.00		ISR		0195621	
Print Name/Short Print Name				TV Name/TV Initial Name				Scoreboard Name 1/Scoreboard Name 2			
RAMOT Itzhack				Itzhack Ramot				RAMOT I.			
RAMOT Itzhack				I. Ramot				RAMOT I.			

LEGENDS

G - Gender

R - Right Handed

L - Left Handed

M - Man

W - Woman

List of Competition Officials

Reference	Function	FAMILY NAME	Given Name	G	Date of Birth	Height m/ft-in	Weight kg/lbs	ISO	R/L	Accreditation	Int. Fed. Number
NPC Code : JOR											
228	Referees 1	El-Dein El-Khateb	Bahaa	M	01 JAN 1970	0.00		JOR		0195629	
Print Name/Short Print Name		TV Name/TV Initial Name			Scoreboard Name 1/Scoreboard Name 2						
EL-DEIN EL-KHATEB Bahaa		Bahaa El-Dein El-Khateb			EL-DEIN B.						
EL-DEIN EL-KHATEB B.		B. El-Dein El-Khateb			EL-DEIN B.						
NPC Code : JPN											
218	Referees 1	Sugiyama	Kaneyoshi	M	01 JAN 1970	0.00		JPN		0195619	
Print Name/Short Print Name		TV Name/TV Initial Name			Scoreboard Name 1/Scoreboard Name 2						
SUGIYAMA Kaneyoshi		Kaneyoshi Sugiyama			SUGIYAMA K.						
SUGIYAMA Kaneyoshi		K. Sugiyama			SUGIYAMA K						
NPC Code : KOR											
230	Referees 1	Chung	Hak Mo	M	01 JAN 1970	0.00		KOR		0195631	
Print Name/Short Print Name		TV Name/TV Initial Name			Scoreboard Name 1/Scoreboard Name 2						
CHUNG Hak Mo		Hak Mo Chung			CHUNG H.						
CHUNG Hak Mo		H.M. Chung			CHUNG H.						
NPC Code : NED											
206	Referees 1	Coppenrath	Ronald	M	01 JAN 1970	0.00		NED		0195607	
Print Name/Short Print Name		TV Name/TV Initial Name			Scoreboard Name 1/Scoreboard Name 2						
COPPENRATH Ronald		Ronald Coppenrath			COPPENRATH R.						
COPPENRATH Ronald		R. Coppenrath			COPPENRATH						
216	Referees 1	Vlug	Theodorus	M		0.00		NED		0195617	
Print Name/Short Print Name		TV Name/TV Initial Name			Scoreboard Name 1/Scoreboard Name 2						
VLUG Theodorus		Theodorus Vlug			VLUG T.						
VLUG Theodorus		T. Vlug			VLUG T.						
210	Referees 1	Wallaart	Edwin	M	01 JAN 1970	0.00		NED		0195611	
Print Name/Short Print Name		TV Name/TV Initial Name			Scoreboard Name 1/Scoreboard Name 2						
WALLAART Edwin		Edwin Wallaart			WALLAART E.						
WALLAART Edwin		E. Wallaart			WALLAART E						
NPC Code : SWE											
213	Referees 1	Behre	Christofer	M	01 JAN 1970	0.00		SWE		0195614	
Print Name/Short Print Name		TV Name/TV Initial Name			Scoreboard Name 1/Scoreboard Name 2						
BEHRE Christofer		Christofer Behre			BEHRE C.						
BEHRE Christofer		C. Behre			BEHRE C.						
NPC Code : USA											
215	Referees 1	Burford	Jonathon	M	01 JAN 1970	0.00		USA		0195616	
Print Name/Short Print Name		TV Name/TV Initial Name			Scoreboard Name 1/Scoreboard Name 2						
BURFORD Jonathon		Jonathon Burford			BURFORD J.						
BURFORD Jonathon		J. Burford			BURFORD J.						
224	Referees 1	Gonzales	Anthony	M	01 JAN 1970	0.00		USA		0195625	
Print Name/Short Print Name		TV Name/TV Initial Name			Scoreboard Name 1/Scoreboard Name 2						
GONZALES Anthony		Anthony Gonzales			GONZALES A.						
GONZALES Anthony		A. Gonzales			GONZALES A						
201	Referees 1	Szyman	Robert	M	01 JAN 1970	0.00		USA		0195602	
Print Name/Short Print Name		TV Name/TV Initial Name			Scoreboard Name 1/Scoreboard Name 2						
SZYMAN Robert		Robert Szyman			SZYMAN R.						
SZYMAN Robert		R. Szyman			SZYMAN R.						
203	Referees 1	Thiboutot	Armand	M	01 JAN 1970	0.00		USA		0195604	
Print Name/Short Print Name		TV Name/TV Initial Name			Scoreboard Name 1/Scoreboard Name 2						
THIBOUTOT Armand		Armand Thiboutot			THIBOUTOT A.						
THIBOUTOT Armand		A. Thiboutot			THIBOUTOT						

LEGENDS

G - Gender

R - Right Handed

L - Left Handed

M - Man

W - Woman

PRNWB0000000B.00038 00101808:15V010

List of Team Officials

Reference	Function	FAMILY NAME	Given Name	G	Date of Birth	Height m/ft-in	Weight kg/lbs	ISO	R/L	Accreditation	Int. Fed. Number
NPC Code : AUS											
542	Assis. Coach	Beveridge	Rob	M		0.00		AUS		5420000	
Print Name/Short Print Name				TV Name/TV Initial Name				Scoreboard Name 1/Scoreboard Name 2			
BEVERIDGE Rob				Rob Beveridge				BEVERIDGE R.			
BEVERIDGE Rob				R. Beveridge				BEVERIDGE			
541	Coach	Corr	Peter	M		0.00		AUS		5410000	
Print Name/Short Print Name				TV Name/TV Initial Name				Scoreboard Name 1/Scoreboard Name 2			
CORR Peter				Peter Corr				CORR P.			
CORR Peter				P. Corr				CORR PETER			
507	Assis. Coach	Oliver	Richard	M		0.00		AUS		5070000	
Print Name/Short Print Name				TV Name/TV Initial Name				Scoreboard Name 1/Scoreboard Name 2			
OLIVER Richard				Richard Oliver				OLIVER R.			
OLIVER Richard				R. Oliver				OLIVER R.			
506	Coach	Turner	Bob	M		0.00		AUS		5060000	
Print Name/Short Print Name				TV Name/TV Initial Name				Scoreboard Name 1/Scoreboard Name 2			
TURNER Bob				Bob Turner				TURNER B.			
TURNER Bob				B. Turner				TURNER BOB			
508	Assis. Coach	Walker	Michael	M		0.00		AUS		5080000	
Print Name/Short Print Name				TV Name/TV Initial Name				Scoreboard Name 1/Scoreboard Name 2			
WALKER Michael				Michael Walker				WALKER M.			
WALKER Michael				M. Walker				WALKER M.			
543	Assis. Coach	York	Tracy	W		0.00		AUS		5430000	
Print Name/Short Print Name				TV Name/TV Initial Name				Scoreboard Name 1/Scoreboard Name 2			
YORK Tracy				Tracy York				YORK T.			
YORK Tracy				T. York				YORK TRACY			
NPC Code : CAN											
504	Assis. Coach	Bowes	Paul	M		0.00		CAN		5040000	
Print Name/Short Print Name				TV Name/TV Initial Name				Scoreboard Name 1/Scoreboard Name 2			
BOWES Paul				Paul Bowes				BOWES P.			
BOWES Paul				P. Bowes				BOWES PAUL			
536	Coach	Frick	Tim	M		0.00		CAN		5360000	
Print Name/Short Print Name				TV Name/TV Initial Name				Scoreboard Name 1/Scoreboard Name 2			
FRICK Tim				Tim Frick				FRICK T.			
FRICK Tim				T. Frick				FRICK TIM			
503	Coach	Frogley	Michael	M		0.00		CAN		5030000	
Print Name/Short Print Name				TV Name/TV Initial Name				Scoreboard Name 1/Scoreboard Name 2			
FROGLEY Michael				Michael Frogley				FROGLEY M.			
FROGLEY Michael				M. Frogley				FROGLEY M.			
505	Assis. Coach	Tonello	Jerry	M		0.00		CAN		5050000	
Print Name/Short Print Name				TV Name/TV Initial Name				Scoreboard Name 1/Scoreboard Name 2			
TONELLO Jerry				Jerry Tonello				TONELLO J.			
TONELLO Jerry				J. Tonello				TONELLO J.			
537	Assis. Coach	Burleigh	Jo-Anne	W		0.00		CAN		5370000	
Print Name/Short Print Name				TV Name/TV Initial Name				Scoreboard Name 1/Scoreboard Name 2			
BURLEIGH Jo-Anne				Jo-Anne Burleigh				BURLEIGH J.A.			
BURLEIGH Jo-Anne				J.A. Burleigh				BURLEIGH J			
538	Assis. Coach	Mash-Hadlow	Charlene	W		0.00		CAN		5380000	
Print Name/Short Print Name				TV Name/TV Initial Name				Scoreboard Name 1/Scoreboard Name 2			
MASH-HADLOW Charlene				Charlene Mash-Hadlow				MASH-HADLOW C.			
MASH-HADLOW Charlene				C. Mash-Hadlow				MASH-HADL.			

LEGENDS

G - Gender

R - Right Handed

L - Left Handed

M - Man

W - Woman

Wheelchair Basketball

Wheelchair Basketball

Wheelchair Basketball

Wheelchair Basketball

List of Team Officials

Reference	Function	FAMILY NAME	Given Name	G	Date of Birth	Height m/ft-in	Weight kg/lbs	ISO	R/L	Accreditation	Int. Fed. Number
NPC Code : FRA											
518	Assis. Coach	Schoenacker	Maurice	M		0.00		FRA		5180000	
Print Name/Short Print Name				TV Name/TV Initial Name				Scoreboard Name 1/Scoreboard Name 2			
SCHOENACKER Maurice				Maurice Schoenacker				SCHOENACKER M.			
SCHOENACKER Maurice				M. Schoenacker				SCHOENACK.			
517	Coach	Soriano	Jean-Paul	M		0.00		FRA		5170000	
Print Name/Short Print Name				TV Name/TV Initial Name				Scoreboard Name 1/Scoreboard Name 2			
SORIANO Jean-Paul				Jean-Paul Soriano				SORIANO J.P.			
SORIANO Jean-Paul				J.P. Soriano				SORIANO JP			
NPC Code : GBR											
544	Coach	Hudson	Paul	M		0.00		GBR		5440000	
Print Name/Short Print Name				TV Name/TV Initial Name				Scoreboard Name 1/Scoreboard Name 2			
HUDSON Paul				Paul Hudson				HUDSON P.			
HUDSON Paul				P. Hudson				HUDSON P.			
515	Assis. Coach	Smith	Nigel	M		0.00		GBR		5150000	
Print Name/Short Print Name				TV Name/TV Initial Name				Scoreboard Name 1/Scoreboard Name 2			
SMITH Nigel				Nigel Smith				SMITH N.			
SMITH Nigel				N. Smith				SMITH N.			
545	Assis. Coach	Tarkenter	Malcolm	M		0.00		GBR		5450000	
Print Name/Short Print Name				TV Name/TV Initial Name				Scoreboard Name 1/Scoreboard Name 2			
TARKENTER Malcolm				Malcolm Tarkenter				TARKENTER M.			
TARKENTER Malcolm				M. Tarkenter				TARKENTER			
514	Coach	Titmuss	David	M		0.00		GBR		5140000	
Print Name/Short Print Name				TV Name/TV Initial Name				Scoreboard Name 1/Scoreboard Name 2			
TITMUSS David				David Titmuss				TITMUSS D.			
TITMUSS David				D. Titmuss				TITMUSS D.			
546	Assis. Coach	Pawson	Sue	W		0.00		GBR		5460000	
Print Name/Short Print Name				TV Name/TV Initial Name				Scoreboard Name 1/Scoreboard Name 2			
PAWSON Sue				Sue Pawson				PAWSON S.			
PAWSON Sue				S. Pawson				PAWSON SUE			
516	Assis. Coach	Tolfrey	Vicky	W		0.00		GBR		5160000	
Print Name/Short Print Name				TV Name/TV Initial Name				Scoreboard Name 1/Scoreboard Name 2			
TOLFREY Vicky				Vicky Tolfrey				TOLFREY V.			
TOLFREY Vicky				V. Tolfrey				TOLFREY V.			
NPC Code : GER											
501	Assis. Coach	Michael	Frank	M		0.00		GER		5010000	
Print Name/Short Print Name				TV Name/TV Initial Name				Scoreboard Name 1/Scoreboard Name 2			
MICHAEL Frank				Frank Michael				MICHAEL F.			
MICHAEL Frank				F. Michael				MICHAEL F.			
534	Coach	Richarz	Peter	M		0.00		GER		5340000	
Print Name/Short Print Name				TV Name/TV Initial Name				Scoreboard Name 1/Scoreboard Name 2			
RICHARZ Peter				Peter Richarz				RICHARZ P.			
RICHARZ Peter				P. Richarz				RICHARZ P.			
500	Coach	Roemer	Gerd	M		0.00		GER		5000000	
Print Name/Short Print Name				TV Name/TV Initial Name				Scoreboard Name 1/Scoreboard Name 2			
ROEMER Gerd				Gerd Roemer				ROEMER G.			
ROEMER Gerd				G. Roemer				ROEMER G.			
535	Assis. Coach	Schreck	Andrea	W		0.00		GER		5350000	
Print Name/Short Print Name				TV Name/TV Initial Name				Scoreboard Name 1/Scoreboard Name 2			
SCHRECK Andrea				Andrea Schreck				SCHRECK A.			
SCHRECK Andrea				A. Schreck				SCHRECK A.			

LEGENDS

G - Gender

R - Right Handed

L - Left Handed

M - Man

W - Woman

Wheelchair Basketball

Wheelchair Basketball

Wheelchair Basketball

Wheelchair Basketball

List of Team Officials

Reference	Function	FAMILY NAME	Given Name	G	Date of Birth	Height m/ft-in	Weight kg/lbs	ISO	R/L	Accreditation	Int. Fed. Number
NPC Code : JPN											
547	Coach	Kotaki	Osamu	M		0.00		JPN		5470000	
Print Name/Short Print Name				TV Name/TV Initial Name				Scoreboard Name 1/Scoreboard Name 2			
KOTAKI Osamu				Osamu Kotaki				KOTAKI O.			
KOTAKI Osamu				O. Kotaki				KOTAKI O.			
539	Coach	Mikami	Shinji	M		0.00		JPN		5390000	
Print Name/Short Print Name				TV Name/TV Initial Name				Scoreboard Name 1/Scoreboard Name 2			
MIKAMI Shinji				Shinji Mikami				MIKAMI S.			
MIKAMI Shinji				S. Mikami				MIKAMI S.			
548	Assis. Coach	Ogawa	Tomoki	M		0.00		JPN		5480000	
Print Name/Short Print Name				TV Name/TV Initial Name				Scoreboard Name 1/Scoreboard Name 2			
OGAWA Tomoki				Tomoki Ogawa				OGAWA T.			
OGAWA Tomoki				T. Ogawa				OGAWA T.			
549	Assis. Coach	Saito	Nobuaki	M		0.00		JPN		5490000	
Print Name/Short Print Name				TV Name/TV Initial Name				Scoreboard Name 1/Scoreboard Name 2			
SAITO Nobuaki				Nobuaki Saito				SAITO N.			
SAITO Nobuaki				N. Saito				SAITO N.			
540	Coach	Sakano	Haruo	M		0.00		JPN		5400000	
Print Name/Short Print Name				TV Name/TV Initial Name				Scoreboard Name 1/Scoreboard Name 2			
SAKANO Haruo				Haruo Sakano				SAKANO H.			
SAKANO Haruo				H. Sakano				SAKANO H.			
NPC Code : KOR											
527	Coach	In-Chul	Shin	M		0.00		KOR		5270000	
Print Name/Short Print Name				TV Name/TV Initial Name				Scoreboard Name 1/Scoreboard Name 2			
IN-CHUL Shin				Shin In-Chul				IN-CHUL S.			
IN-CHUL Shin				S. In-Chul				IN-CHUL S.			
NPC Code : MEX											
522	Assis. Coach	Davila	Aaron	M		0.00		MEX		5220000	
Print Name/Short Print Name				TV Name/TV Initial Name				Scoreboard Name 1/Scoreboard Name 2			
DAVILA Aaron				Aaron Davila				DAVILA A.			
DAVILA Aaron				A. Davila				DAVILA A.			
533	Assis. Coach	Durand	Sergio	M		0.00		MEX		5330000	
Print Name/Short Print Name				TV Name/TV Initial Name				Scoreboard Name 1/Scoreboard Name 2			
DURAND Sergio				Sergio Durand				DURAND S.			
DURAND Sergio				S. Durand				DURAND S.			
523	Assis. Coach	Durand	Sergio	M		0.00		MEX		5230000	
Print Name/Short Print Name				TV Name/TV Initial Name				Scoreboard Name 1/Scoreboard Name 2			
DURAND Sergio				Sergio Durand				DURAND S.			
DURAND Sergio				S. Durand				DURAND S.			
532	Assis. Coach	Larraga	Pablo	M		0.00		MEX		5320000	
Print Name/Short Print Name				TV Name/TV Initial Name				Scoreboard Name 1/Scoreboard Name 2			
LARRAGA Pablo				Pablo Larraga				LARRAGA P.			
LARRAGA Pablo				P. Larraga				LARRAGA P.			
521	Coach	Lopez Nino	Alejandro	M		0.00		MEX		5210000	
Print Name/Short Print Name				TV Name/TV Initial Name				Scoreboard Name 1/Scoreboard Name 2			
LOPEZ NINO Alejandro				Alejandro Lopez Nino				LOPEZ NINO A.			
LOPEZ NINO Alejandro				A. Lopez Nino				LOPEZ NINO			
531	Coach	Vergara	Eli	M		0.00		MEX		5310000	
Print Name/Short Print Name				TV Name/TV Initial Name				Scoreboard Name 1/Scoreboard Name 2			
VERGARA Eli				Eli Vergara				VERGARA E.			
VERGARA Eli				E. Vergara				VERGARA E.			

LEGENDS

G - Gender

R - Right Handed

L - Left Handed

M - Man

W - Woman

List of Team Officials

Reference	Function	FAMILY NAME	Given Name	G	Date of Birth	Height m/ft-in	Weight kg/lbs	ISO	R/L	Accreditation	Int. Fed. Number
NPC Code : NED											
528	Coach	Klerks	Ben	M		0.00		NED		5280000	
Print Name/Short Print Name				TV Name/TV Initial Name				Scoreboard Name 1/Scoreboard Name 2			
KLERKS Ben				Ben Klerks				KLERKS B.			
KLERKS Ben				B. Klerks				KLERKS BEN			
529	Assis. Coach	Makkenze	Henk	M		0.00		NED		5290000	
Print Name/Short Print Name				TV Name/TV Initial Name				Scoreboard Name 1/Scoreboard Name 2			
MAKKENZE Henk				Henk Makkenze				MAKKENZE H.			
MAKKENZE Henk				H. Makkenze				MAKKENZE H			
513	Assis. Coach	Vergoossen	Luc	M		0.00		NED		5130000	
Print Name/Short Print Name				TV Name/TV Initial Name				Scoreboard Name 1/Scoreboard Name 2			
VERGOOSSEN Luc				Luc Vergoossen				VERGOOSSEN L.			
VERGOOSSEN Luc				L. Vergoossen				VERGOOSSEN			
512	Coach	Verheuvcl	Rob	M		0.00		NED		5120000	
Print Name/Short Print Name				TV Name/TV Initial Name				Scoreboard Name 1/Scoreboard Name 2			
VERHEUVEL Rob				Rob Verheuvcl				VERHEUVEL R.			
VERHEUVEL Rob				R. Verheuvcl				VERHEUVEL			
530	Assis. Coach	Schepers	Simone	W		0.00		NED		5300000	
Print Name/Short Print Name				TV Name/TV Initial Name				Scoreboard Name 1/Scoreboard Name 2			
SCHEPERS Simone				Simone Schepers				SCHEPERS S.			
SCHEPERS Simone				S. Schepers				SCHEPERS S			
NPC Code : RSA											
526	Assis. Coach	Mokone	Simon	M		0.00		RSA		5260000	
Print Name/Short Print Name				TV Name/TV Initial Name				Scoreboard Name 1/Scoreboard Name 2			
MOKONE Simon				Simon Mokone				MOKONE S.			
MOKONE Simon				S. Mokone				MOKONE S.			
525	Assis. Coach	Moorgas	Craig	M		0.00		RSA		5250000	
Print Name/Short Print Name				TV Name/TV Initial Name				Scoreboard Name 1/Scoreboard Name 2			
MOORGAS Craig				Craig Moorgas				MOORGAS C.			
MOORGAS Craig				C. Moorgas				MOORGAS C.			
524	Coach	Moorgas	Shawn	M		0.00		RSA		5240000	
Print Name/Short Print Name				TV Name/TV Initial Name				Scoreboard Name 1/Scoreboard Name 2			
MOORGAS Shawn				Shawn Moorgas				MOORGAS S.			
MOORGAS Shawn				S. Moorgas				MOORGAS S.			
NPC Code : SWE											
519	Coach	Karlsson	Kjell	M		0.00		SWE		5190000	
Print Name/Short Print Name				TV Name/TV Initial Name				Scoreboard Name 1/Scoreboard Name 2			
KARLSSON Kjell				Kjell Karlsson				KARLSSON K.			
KARLSSON Kjell				K. Karlsson				KARLSSON K			
520	Assis. Coach	Stavegren	Joakim	M		0.00		SWE		5200000	
Print Name/Short Print Name				TV Name/TV Initial Name				Scoreboard Name 1/Scoreboard Name 2			
STAVEGREN Joakim				Joakim Stavegren				STAVEGREN J.			
STAVEGREN Joakim				J. Stavegren				STAVEGREN			
NPC Code : USA											
550	Coach	Briasile	Frank	M		0.00		USA		5500000	
Print Name/Short Print Name				TV Name/TV Initial Name				Scoreboard Name 1/Scoreboard Name 2			
BRIASILE Frank				Frank Briasile				BRIASILE F.			
BRIASILE Frank				F. Briasile				BRIASILE F			

LEGENDS

G - Gender

R - Right Handed

L - Left Handed

M - Man

W - Woman

Wheelchair Basketball

Wheelchair Basketball

Wheelchair Basketball

Wheelchair Basketball



List of Team Officials

Reference	Function	FAMILY NAME	Given Name	G	Date of Birth	Height m/ft-in	Weight kg/lbs	ISO	R/L	Accreditation	Int. Fed. Number
NPC Code : USA											
510	Assis. Coach	Burns	Frank	M		0.00		USA		5100000	
Print Name/Short Print Name				TV Name/TV Initial Name				Scoreboard Name 1/Scoreboard Name 2			
BURNS Frank				Frank Burns				BURNS F.			
BURNS Frank				F. Burns				BURNS F.			
509	Coach	Byrnes	Dan	M		0.00		USA		5090000	
Print Name/Short Print Name				TV Name/TV Initial Name				Scoreboard Name 1/Scoreboard Name 2			
BYRNES Dan				Dan Byrnes				BYRNES D.			
BYRNES Dan				D. Byrnes				BYRNES DAN			
551	Assis. Coach	Lykins	Ron	M		0.00		USA		5510000	
Print Name/Short Print Name				TV Name/TV Initial Name				Scoreboard Name 1/Scoreboard Name 2			
LYKINS Ron				Ron Lykins				LYKINS R.			
LYKINS Ron				R. Lykins				LYKINS RON			
511	Assis. Coach	Phillips	Mo	M		0.00		USA		5110000	
Print Name/Short Print Name				TV Name/TV Initial Name				Scoreboard Name 1/Scoreboard Name 2			
PHILLIPS Mo				Mo Phillips				PHILLIPS M.			
PHILLIPS Mo				M. Phillips				PHILLIPS M			
552	Assis. Coach	Chynoweth	Tracy	W		0.00		USA		5520000	
Print Name/Short Print Name				TV Name/TV Initial Name				Scoreboard Name 1/Scoreboard Name 2			
CHYNOWETH Tracy				Tracy Chynoweth				CHYNOWETH T.			
CHYNOWETH Tracy				T. Chynoweth				CHYNOWETH			

Wheelchair Basketball

Wheelchair Basketball

Wheelchair Basketball

Wheelchair Basketball

LEGENDS

G - Gender

R - Right Handed

L - Left Handed

M - Man

W - Woman

PRNWB0000000C.00038 00102518:22V010

ENTRY DATA CHECKLIST



Reference	Function	FAMILY NAME	Given Name	G	Date of Birth	Height m/ft-in	Weight kg/lbs	ISO	R/L	Accreditation	Int. Fed. Number
NPC Code : AUS											
100626	Athlete	Andrews	Troy	M	01 DEC 1961	0.00		AUS	R	100626	
		Print Name/Short Print Name		TV Name/TV Initial Name				Scoreboard Name 1/Scoreboard Name 2			
		ANDREWS Troy		Troy Andrews				ANDREWS T.			
		ANDREWS Troy		T. Andrews				ANDREWS T.			
100627	Athlete	Blythe	Sandy	M	24 FEB 1962	0.00		AUS	R	100627	
		Print Name/Short Print Name		TV Name/TV Initial Name				Scoreboard Name 1/Scoreboard Name 2			
		BLYTHE Sandy		Sandy Blythe				BLYTHE S.			
		BLYTHE Sandy		S. Blythe				BLYTHE S.			
100633	Athlete	Gould	David	M	19 APR 1965	0.00		AUS	R	100633	
		Print Name/Short Print Name		TV Name/TV Initial Name				Scoreboard Name 1/Scoreboard Name 2			
		GOULD David		David Gould				GOULD D.			
		GOULD David		D. Gould				GOULD D.			
100801	Athlete	Groenewegen	Shaun	M	16 SEP 1982	0.00		AUS	R	100801	
		Print Name/Short Print Name		TV Name/TV Initial Name				Scoreboard Name 1/Scoreboard Name 2			
		GROENEWEGEN Shaun		Shaun Groenewegen				GROENEWEGEN S.			
		GROENEWEGEN Shaun		S. Groenewegen				GROENEWEG.			
100634	Athlete	Hewson	Gerry	M	05 JUN 1958	0.00		AUS	R	100634	
		Print Name/Short Print Name		TV Name/TV Initial Name				Scoreboard Name 1/Scoreboard Name 2			
		HEWSON Gerry		Gerry Hewson				HEWSON G.			
		HEWSON Gerry		G. Hewson				HEWSON G.			
100370	Athlete	King	Adrian	M	25 NOV 1971	0.00		AUS	R	100370	
		Print Name/Short Print Name		TV Name/TV Initial Name				Scoreboard Name 1/Scoreboard Name 2			
		KING Adrian		Adrian King				KING A.			
		KING Adrian		A. King				KING A.			
100635	Athlete	McFawn	Michael	M	12 FEB 1953	0.00		AUS	R	100635	
		Print Name/Short Print Name		TV Name/TV Initial Name				Scoreboard Name 1/Scoreboard Name 2			
		McFAWN Michael		Michael McFawn				MCFAWN M.			
		McFAWN Michael		M. McFawn				MCFAWN M.			
100637	Athlete	Morris	Nick	M	16 AUG 1971	0.00		AUS	R	100637	
		Print Name/Short Print Name		TV Name/TV Initial Name				Scoreboard Name 1/Scoreboard Name 2			
		MORRIS Nick		Nick Morris				MORRIS N.			
		MORRIS Nick		N. Morris				MORRIS N.			
100638	Athlete	Ness	Brad	M	24 NOV 1974	0.00		AUS	R	100638	
		Print Name/Short Print Name		TV Name/TV Initial Name				Scoreboard Name 1/Scoreboard Name 2			
		NESS Brad		Brad Ness				NESS B.			
		NESS Brad		B. Ness				NESS BRAD			
100640	Athlete	Porter	Shane	M	01 JAN 1979	0.00		AUS	R	100640	
		Print Name/Short Print Name		TV Name/TV Initial Name				Scoreboard Name 1/Scoreboard Name 2			
		PORTER Shane		Shane Porter				PORTER S.			
		PORTER Shane		S. Porter				PORTER S.			
100641	Athlete	Quinn	Brook	M	31 MAY 1973	0.00		AUS	R	100641	
		Print Name/Short Print Name		TV Name/TV Initial Name				Scoreboard Name 1/Scoreboard Name 2			
		QUINN Brook		Brook Quinn				QUINN B.			
		QUINN Brook		B. Quinn				QUINN B.			
100644	Athlete	Sachs	Troy	M	03 DEC 1975	0.00		AUS	R	100644	
		Print Name/Short Print Name		TV Name/TV Initial Name				Scoreboard Name 1/Scoreboard Name 2			
		SACHS Troy		Troy Sachs				SACHS T.			
		SACHS Troy		T. Sachs				SACHS TROY			

LEGENDS

G - Gender

R - Right Handed

L - Left Handed

M - Man

W - Woman

Wheelchair Basketball

Wheelchair Basketball

Wheelchair Basketball

Wheelchair Basketball

ENTRY DATA CHECKLIST



Reference	Function	FAMILY NAME	Given Name	G	Date of Birth	Height m/ft-in	Weight kg/lbs	ISO	R/L	Accreditation	Int. Fed. Number
NPC Code : AUS											
100625	Athlete	Adams	Julianne	W	11 JUL 1966	0.00		AUS	R	100625	
Print Name/Short Print Name				TV Name/TV Initial Name				Scoreboard Name 1/Scoreboard Name 2			
ADAMS Julianne				Julianne Adams				ADAMS J.			
ADAMS Julianne				J. Adams				ADAMS J.			
100628	Athlete	Carter	Amanda	W	16 JUL 1964	0.00		AUS	R	100628	
Print Name/Short Print Name				TV Name/TV Initial Name				Scoreboard Name 1/Scoreboard Name 2			
CARTER Amanda				Amanda Carter				CARTER A.			
CARTER Amanda				A. Carter				CARTER A.			
100629	Athlete	Coghlan	Paula	W	14 OCT 1965	0.00		AUS	R	100629	
Print Name/Short Print Name				TV Name/TV Initial Name				Scoreboard Name 1/Scoreboard Name 2			
COGHLAN Paula				Paula Coghlan				COGHLAN P.			
COGHLAN Paula				P. Coghlan				COGHLAN P.			
100631	Athlete	Dunn	Melissa	W	21 MAY 1976	0.00		AUS	R	100631	
Print Name/Short Print Name				TV Name/TV Initial Name				Scoreboard Name 1/Scoreboard Name 2			
DUNN Melissa				Melissa Dunn				DUNN M.			
DUNN Melissa				M. Dunn				DUNN M.			
100632	Athlete	Farrell	Karen	W	24 APR 1962	0.00		AUS	R	100632	
Print Name/Short Print Name				TV Name/TV Initial Name				Scoreboard Name 1/Scoreboard Name 2			
FARRELL Karen				Karen Farrell				FARRELL K.			
FARRELL Karen				K. Farrell				FARRELL K.			
200138	Athlete	Mosely	Alison	W	17 AUG 1972	0.00		AUS	R	200138	
Print Name/Short Print Name				TV Name/TV Initial Name				Scoreboard Name 1/Scoreboard Name 2			
MOSELY Alison				Alison Mosely				MOSELY A.			
MOSELY Alison				A. Mosely				MOSELY A.			
100639	Athlete	O'Nion	Lisa	W	05 JUN 1967	0.00		AUS	R	100639	
Print Name/Short Print Name				TV Name/TV Initial Name				Scoreboard Name 1/Scoreboard Name 2			
O'NION Lisa				Lisa O'Nion				O'NION L.			
O'NION Lisa				L. O'Nion				O'NION L.			
100642	Athlete	Ritchie	Donna	W	28 DEC 1963	0.00		AUS	R	100642	
Print Name/Short Print Name				TV Name/TV Initial Name				Scoreboard Name 1/Scoreboard Name 2			
RITCHIE Donna				Donna Ritchie				RITCHIE D.			
RITCHIE Donna				D. Ritchie				RITCHIE D.			
100643	Athlete	Romeo	Nadya	W	01 JUN 1971	0.00		AUS	R	100643	
Print Name/Short Print Name				TV Name/TV Initial Name				Scoreboard Name 1/Scoreboard Name 2			
ROMEIO Nadya				Nadya Romeo				ROMEIO N.			
ROMEIO Nadya				N. Romeo				ROMEIO N.			
200139	Athlete	Slann	Sharon	W	16 FEB 1966	0.00		AUS	R	200139	
Print Name/Short Print Name				TV Name/TV Initial Name				Scoreboard Name 1/Scoreboard Name 2			
SLANN Sharon				Sharon Slann				SLANN S.			
SLANN Sharon				S. Slann				SLANN S.			
100645	Athlete	Tesch	Liesl	W	17 MAY 1969	0.00		AUS	R	100645	
Print Name/Short Print Name				TV Name/TV Initial Name				Scoreboard Name 1/Scoreboard Name 2			
TESCH Liesl				Liesl Tesch				TESCH L.			
TESCH Liesl				L. Tesch				TESCH L.			
100646	Athlete	Webb	Jane	W	19 JUN 1972	0.00		AUS	R	100646	
Print Name/Short Print Name				TV Name/TV Initial Name				Scoreboard Name 1/Scoreboard Name 2			
WEBB Jane				Jane Webb				WEBB J.			
WEBB Jane				J. Webb				WEBB JANE			

LEGENDS

G - Gender

R - Right Handed

L - Left Handed

M - Man

W - Woman

Wheelchair Basketball

Wheelchair Basketball

Wheelchair Basketball

Wheelchair Basketball

ENTRY DATA CHECKLIST



Reference	Function	FAMILY NAME	Given Name	G	Date of Birth	Height m/ft-in	Weight kg/lbs	ISO	R/L	Accreditation	Int. Fed. Number
NPC Code : AUS											
542	Assis. Coach	Beveridge	Rob	M		0.00		AUS		5420000	
Print Name/Short Print Name		TV Name/TV Initial Name		Scoreboard Name 1/Scoreboard Name 2							
BEVERIDGE Rob		Rob Beveridge		BEVERIDGE R.							
BEVERIDGE Rob		R. Beveridge		BEVERIDGE							
541	Coach	Corr	Peter	M		0.00		AUS		5410000	
Print Name/Short Print Name		TV Name/TV Initial Name		Scoreboard Name 1/Scoreboard Name 2							
CORR Peter		Peter Corr		CORR P.							
CORR Peter		P. Corr		CORR PETER							
507	Assis. Coach	Oliver	Richard	M		0.00		AUS		5070000	
Print Name/Short Print Name		TV Name/TV Initial Name		Scoreboard Name 1/Scoreboard Name 2							
OLIVER Richard		Richard Oliver		OLIVER R.							
OLIVER Richard		R. Oliver		OLIVER R.							
506	Coach	Turner	Bob	M		0.00		AUS		5060000	
Print Name/Short Print Name		TV Name/TV Initial Name		Scoreboard Name 1/Scoreboard Name 2							
TURNER Bob		Bob Turner		TURNER B.							
TURNER Bob		B. Turner		TURNER BOB							
508	Assis. Coach	Walker	Michael	M		0.00		AUS		5080000	
Print Name/Short Print Name		TV Name/TV Initial Name		Scoreboard Name 1/Scoreboard Name 2							
WALKER Michael		Michael Walker		WALKER M.							
WALKER Michael		M. Walker		WALKER M.							
543	Assis. Coach	York	Tracy	W		0.00		AUS		5430000	
Print Name/Short Print Name		TV Name/TV Initial Name		Scoreboard Name 1/Scoreboard Name 2							
YORK Tracy		Tracy York		YORK T.							
YORK Tracy		T. York		YORK TRACY							
233	Referees 1	Beale	Paul	M	01 JAN 1970	0.00		AUS		0195634	
Print Name/Short Print Name		TV Name/TV Initial Name		Scoreboard Name 1/Scoreboard Name 2							
BEALE Paul		Paul Beale		BEALE P.							
BEALE Paul		P. Beale		BEALE P.							
232	Referees 1	Caligiuri	Gabriele	M	01 JAN 1970	0.00		AUS		0195633	
Print Name/Short Print Name		TV Name/TV Initial Name		Scoreboard Name 1/Scoreboard Name 2							
CALIGIURI Gabriele		Gabriele Caligiuri		CALIGIURI G.							
CALIGIURI Gabriele		G. Caligiuri		CALIGIURI							
229	Referees 1	Dewell	Ross	M	01 JAN 1970	0.00		AUS		0195630	
Print Name/Short Print Name		TV Name/TV Initial Name		Scoreboard Name 1/Scoreboard Name 2							
DEWELL Ross		Ross Dewell		DEWELL R.							
DEWELL Ross		R. Dewell		DEWELL R.							
209	Referees 1	Love	Greg	M	01 JAN 1970	0.00		AUS		0195610	
Print Name/Short Print Name		TV Name/TV Initial Name		Scoreboard Name 1/Scoreboard Name 2							
LOVE Greg		Greg Love		LOVE G.							
LOVE Greg		G. Love		LOVE G.							
214	Referees 1	Arnold	Sharon	W	01 JAN 1970	0.00		AUS		0195615	
Print Name/Short Print Name		TV Name/TV Initial Name		Scoreboard Name 1/Scoreboard Name 2							
ARNOLD Sharon		Sharon Arnold		ARNOLD S.							
ARNOLD Sharon		S. Arnold		ARNOLD S.							
309001	Team	Australia		M		0.00		AUS	R	WBM001AUS1	
Print Name/Short Print Name		TV Name/TV Initial Name		Scoreboard Name 1/Scoreboard Name 2							
AUSTRALIA		Australia		AUSTRALIA							
AUSTRALIA		Australia		AUSTRALIA							

LEGENDS

G - Gender

R - Right Handed

L - Left Handed

M - Man

W - Woman

Wheelchair Basketball

Wheelchair Basketball

Wheelchair Basketball

Wheelchair Basketball

ENTRY DATA CHECKLIST



Reference	Function	FAMILY NAME	Given Name	G	Date of Birth	Height m/ft-in	Weight kg/lbs	ISO	R/L	Accreditation	Int. Fed. Number
NPC Code : AUS											
509001	Team	Australia		W		0.00		AUS	R	WBW001AUS1	
Print Name/Short Print Name		TV Name/TV Initial Name			Scoreboard Name 1/Scoreboard Name 2						
AUSTRALIA		Australia			AUSTRALIA						
AUSTRALIA		Australia			AUSTRALIA						
NPC Code : CAN											
100549	Athlete	Anderson	Patrick	M	22 AUG 1979	0.00		CAN	R	100549	
Print Name/Short Print Name		TV Name/TV Initial Name			Scoreboard Name 1/Scoreboard Name 2						
ANDERSON Patrick		Patrick Anderson			ANDERSON P.						
ANDERSON Patrick		P. Anderson			ANDERSON P						
100551	Athlete	Borisoff	Jaimie	M	20 JUN 1970	0.00		CAN	R	100551	
Print Name/Short Print Name		TV Name/TV Initial Name			Scoreboard Name 1/Scoreboard Name 2						
BORISOFF Jaimie		Jaimie Borisoff			BORISOFF J.						
BORISOFF Jaimie		J. Borisoff			BORISOFF J						
100557	Athlete	Dennis	Jeff	M	15 OCT 1973	0.00		CAN	R	100557	
Print Name/Short Print Name		TV Name/TV Initial Name			Scoreboard Name 1/Scoreboard Name 2						
DENNIS Jeff		Jeff Dennis			DENNIS J.						
DENNIS Jeff		J. Dennis			DENNIS J.						
100559	Athlete	Durepos	Dave	M	14 JUL 1968	0.00		CAN	R	100559	
Print Name/Short Print Name		TV Name/TV Initial Name			Scoreboard Name 1/Scoreboard Name 2						
DUREPOS Dave		Dave Durepos			DUREPOS D.						
DUREPOS Dave		D. Durepos			DUREPOS D.						
100561	Athlete	Gaertner	Travis	M	16 JAN 1980	0.00		CAN	R	100561	
Print Name/Short Print Name		TV Name/TV Initial Name			Scoreboard Name 1/Scoreboard Name 2						
GAERTNER Travis		Travis Gaertner			GAERTNER T.						
GAERTNER Travis		T. Gaertner			GAERTNER T						
200856	Athlete	Hall	Ken	M	31 AUG 1970	0.00		CAN	R	200856	
Print Name/Short Print Name		TV Name/TV Initial Name			Scoreboard Name 1/Scoreboard Name 2						
HALL Ken		Ken Hall			HALL K.						
HALL Ken		K. Hall			HALL KEN						
100564	Athlete	Henderson	Roy	M	14 OCT 1955	0.00		CAN	R	100564	
Print Name/Short Print Name		TV Name/TV Initial Name			Scoreboard Name 1/Scoreboard Name 2						
HENDERSON Roy		Roy Henderson			HENDERSON R.						
HENDERSON Roy		R. Henderson			HENDERSON						
100565	Athlete	Johnson	Joey	M	26 JUL 1975	0.00		CAN	R	100565	
Print Name/Short Print Name		TV Name/TV Initial Name			Scoreboard Name 1/Scoreboard Name 2						
JOHNSON Joey		Joey Johnson			JOHNSON J.						
JOHNSON Joey		J. Johnson			JOHNSON J.						
100571	Athlete	Norton	Ross	M	20 APR 1973	0.00		CAN	R	100571	
Print Name/Short Print Name		TV Name/TV Initial Name			Scoreboard Name 1/Scoreboard Name 2						
NORTON Ross		Ross Norton			NORTON R.						
NORTON Ross		R. Norton			NORTON R.						
100573	Athlete	Peter	Richard	M	10 SEP 1972	0.00		CAN	R	100573	
Print Name/Short Print Name		TV Name/TV Initial Name			Scoreboard Name 1/Scoreboard Name 2						
PETER Richard		Richard Peter			PETER R.						
PETER Richard		R. Peter			PETER R.						
100805	Athlete	Stoutenburg	Chris	M	13 SEP 1977	0.00		CAN	R	100805	
Print Name/Short Print Name		TV Name/TV Initial Name			Scoreboard Name 1/Scoreboard Name 2						
STOUTENBURG Chris		Chris Stoutenburg			STOUTENBURG C.						
STOUTENBURG Chris		C. Stoutenburg			STOUTENBU.						

LEGENDS

G - Gender

R - Right Handed

L - Left Handed

M - Man

W - Woman

Wheelchair Basketball

Wheelchair Basketball

Wheelchair Basketball

Wheelchair Basketball

ENTRY DATA CHECKLIST



Reference	Function	FAMILY NAME	Given Name	G	Date of Birth	Height m/ft-in	Weight kg/lbs	ISO	R/L	Accreditation	Int. Fed. Number
NPC Code : CAN											
100581	Athlete	Treuer	James	M	16 SEP 1971	0.00		CAN	R	100581	
		Print Name/Short Print Name		TV Name/TV Initial Name				Scoreboard Name 1/Scoreboard Name 2			
		TREUER James		James Treuer				TREUER J.			
		TREUER James		J. Treuer				TREUER J.			
100547	Athlete	Abbott	Marni	W	10 NOV 1965	0.00		CAN	R	100547	
		Print Name/Short Print Name		TV Name/TV Initial Name				Scoreboard Name 1/Scoreboard Name 2			
		ABBOTT Marni		Marni Abbott				ABBOTT M.			
		ABBOTT Marni		M. Abbott				ABBOTT M.			
100550	Athlete	Benoit	Chantal	W	01 OCT 1960	0.00		CAN	R	100550	
		Print Name/Short Print Name		TV Name/TV Initial Name				Scoreboard Name 1/Scoreboard Name 2			
		BENOIT Chantal		Chantal Benoit				BENOIT C.			
		BENOIT Chantal		C. Benoit				BENOIT C.			
100556	Athlete	Del Colle	Renee	W	15 MAY 1968	0.00		CAN	R	100556	
		Print Name/Short Print Name		TV Name/TV Initial Name				Scoreboard Name 1/Scoreboard Name 2			
		DEL COLLE Renee		Renee Del Colle				DEL COLLE R.			
		DEL COLLE Renee		R. Del Colle				DEL COLLE			
100560	Athlete	Ferguson	Tracey	W	07 SEP 1974	0.00		CAN	R	100560	
		Print Name/Short Print Name		TV Name/TV Initial Name				Scoreboard Name 1/Scoreboard Name 2			
		FERGUSON Tracey		Tracey Ferguson				FERGUSON T.			
		FERGUSON Tracey		T. Ferguson				FERGUSON T			
100566	Athlete	Kelly	Jo	W	23 JUN 1964	0.00		CAN	R	100566	
		Print Name/Short Print Name		TV Name/TV Initial Name				Scoreboard Name 1/Scoreboard Name 2			
		KELLY Jo		Jo Kelly				KELLY J.			
		KELLY Jo		J. Kelly				KELLY JO			
100567	Athlete	Krempien	Jennifer	W	19 FEB 1975	0.00		CAN	R	100567	
		Print Name/Short Print Name		TV Name/TV Initial Name				Scoreboard Name 1/Scoreboard Name 2			
		KREMPIEN Jennifer		Jennifer Krempien				KREMPIEN J.			
		KREMPIEN Jennifer		J. Krempien				KREMPIEN J			
100568	Athlete	Kutrowski	Linda	W	20 JUN 1958	0.00		CAN	R	100568	
		Print Name/Short Print Name		TV Name/TV Initial Name				Scoreboard Name 1/Scoreboard Name 2			
		KUTROWSKI Linda		Linda Kutrowski				KUTROWSKI L.			
		KUTROWSKI Linda		L. Kutrowski				KUTROWSKI			
100572	Athlete	Ohama	Kendra	W	01 JUN 1965	0.00		CAN	R	100572	
		Print Name/Short Print Name		TV Name/TV Initial Name				Scoreboard Name 1/Scoreboard Name 2			
		OHAMA Kendra		Kendra Ohama				OHAMA K.			
		OHAMA Kendra		K. Ohama				OHAMA K.			
100574	Athlete	Peters	Marnie	W	31 DEC 1970	0.00		CAN	R	100574	
		Print Name/Short Print Name		TV Name/TV Initial Name				Scoreboard Name 1/Scoreboard Name 2			
		PETERS Marnie		Marnie Peters				PETERS M.			
		PETERS Marnie		M. Peters				PETERS M.			
100575	Athlete	Pettinicchi	Sabrina	W	09 AUG 1972	0.00		CAN	R	100575	
		Print Name/Short Print Name		TV Name/TV Initial Name				Scoreboard Name 1/Scoreboard Name 2			
		PETTINICCHI Sabrina		Sabrina Pettinicchi				PETTINICCHI S.			
		PETTINICCHI Sabrina		S. Pettinicchi				PETTINICC.			
100576	Athlete	Radke	Lori	W	27 FEB 1966	0.00		CAN	R	100576	
		Print Name/Short Print Name		TV Name/TV Initial Name				Scoreboard Name 1/Scoreboard Name 2			
		RADKE Lori		Lori Radke				RADKE L.			
		RADKE Lori		L. Radke				RADKE LORI			

LEGENDS

G - Gender

R - Right Handed

L - Left Handed

M - Man

W - Woman

Wheelchair Basketball

Wheelchair Basketball

Wheelchair Basketball

Wheelchair Basketball

ENTRY DATA CHECKLIST



Reference	Function	FAMILY NAME	Given Name	G	Date of Birth	Height m/ft-in	Weight kg/lbs	ISO	R/L	Accreditation	Int. Fed. Number
NPC Code : CAN											
100578	Athlete	Stilwell	Michelle	W	04 JUL 1974	0.00		CAN	R	100578	
Print Name/Short Print Name				TV Name/TV Initial Name				Scoreboard Name 1/Scoreboard Name 2			
STILWELL Michelle				Michelle Stilwell				STILWELL M.			
STILWELL Michelle				M. Stilwell				STILWELL M			
504	Assis. Coach	Bowes	Paul	M		0.00		CAN		5040000	
Print Name/Short Print Name				TV Name/TV Initial Name				Scoreboard Name 1/Scoreboard Name 2			
BOWES Paul				Paul Bowes				BOWES P.			
BOWES Paul				P. Bowes				BOWES PAUL			
536	Coach	Frick	Tim	M		0.00		CAN		5360000	
Print Name/Short Print Name				TV Name/TV Initial Name				Scoreboard Name 1/Scoreboard Name 2			
FRICK Tim				Tim Frick				FRICK T.			
FRICK Tim				T. Frick				FRICK TIM			
503	Coach	Frogley	Michael	M		0.00		CAN		5030000	
Print Name/Short Print Name				TV Name/TV Initial Name				Scoreboard Name 1/Scoreboard Name 2			
FROGLEY Michael				Michael Frogley				FROGLEY M.			
FROGLEY Michael				M. Frogley				FROGLEY M.			
505	Assis. Coach	Tonello	Jerry	M		0.00		CAN		5050000	
Print Name/Short Print Name				TV Name/TV Initial Name				Scoreboard Name 1/Scoreboard Name 2			
TONELLO Jerry				Jerry Tonello				TONELLO J.			
TONELLO Jerry				J. Tonello				TONELLO J.			
537	Assis. Coach	Burleigh	Jo-Anne	W		0.00		CAN		5370000	
Print Name/Short Print Name				TV Name/TV Initial Name				Scoreboard Name 1/Scoreboard Name 2			
BURLEIGH Jo-Anne				Jo-Anne Burleigh				BURLEIGH J.A.			
BURLEIGH Jo-Anne				J.A. Burleigh				BURLEIGH J			
538	Assis. Coach	Mash-Hadlow	Charlene	W		0.00		CAN		5380000	
Print Name/Short Print Name				TV Name/TV Initial Name				Scoreboard Name 1/Scoreboard Name 2			
MASH-HADLOW Charlene				Charlene Mash-Hadlow				MASH-HADLOW C.			
MASH-HADLOW Charlene				C. Mash-Hadlow				MASH-HADL.			
211	Referees 1	Briere	Gilles	M	01 JAN 1970	0.00		CAN		0195612	
Print Name/Short Print Name				TV Name/TV Initial Name				Scoreboard Name 1/Scoreboard Name 2			
BRIERE Gilles				Gilles Briere				BRIERE G.			
BRIERE Gilles				G. Briere				BRIERE G.			
226	Referees 1	Eshenko	Vladimer	M	01 JAN 1970	0.00		CAN		0195627	
Print Name/Short Print Name				TV Name/TV Initial Name				Scoreboard Name 1/Scoreboard Name 2			
ESHENKO Vladimer				Vladimer Eshenko				ESHENKO V.			
ESHENKO Vladimer				V. Eshenko				ESHENKO V.			
225	Referees 1	Gauthier	Sebastien	M	01 JAN 1970	0.00		CAN		0195626	
Print Name/Short Print Name				TV Name/TV Initial Name				Scoreboard Name 1/Scoreboard Name 2			
GAUTHIER Sebastien				Sebastien Gauthier				GAUTHIER S.			
GAUTHIER Sebastien				S. Gauthier				GAUTHIER S			
205	Referees 1	McClellan	Reg	M	01 JAN 1970	0.00		CAN		0195606	
Print Name/Short Print Name				TV Name/TV Initial Name				Scoreboard Name 1/Scoreboard Name 2			
MCCLELLAN Reg				Reg McClellan				MCCLELLAN R.			
MCCLELLAN Reg				R. McClellan				MCCLELLAN			
208	Referees 1	Steponchev	Donald	M	01 JAN 1970	0.00		CAN		0195609	
Print Name/Short Print Name				TV Name/TV Initial Name				Scoreboard Name 1/Scoreboard Name 2			
STEPONCHEV Donald				Donald Steponchev				STEPONCHEV D.			
STEPONCHEV Donald				D. Steponchev				STEPONCHEV			

LEGENDS

G - Gender

R - Right Handed

L - Left Handed

M - Man

W - Woman

Wheelchair Basketball

Wheelchair Basketball

Wheelchair Basketball

Wheelchair Basketball

Reference	Function	FAMILY NAME	Given Name	G	Date of Birth	Height m/ft-in	Weight kg/lbs	ISO	R/L	Accreditation	Int. Fed. Number
NPC Code : CAN											
204	Referees 1	Orchard	Maureen	W	01 JAN 1970	0.00		CAN		0195605	
Print Name/Short Print Name				TV Name/TV Initial Name				Scoreboard Name 1/Scoreboard Name 2			
ORCHARD Maureen				Maureen Orchard				ORCHARD M.			
ORCHARD Maureen				M. Orchard				ORCHARD M.			
327001	Team	Canada		M		0.00		CAN	R	WBM001CAN1	
Print Name/Short Print Name				TV Name/TV Initial Name				Scoreboard Name 1/Scoreboard Name 2			
CANADA				Canada				CANADA			
CANADA				Canada				CANADA			
527001	Team	Canada		W		0.00		CAN	R	WBW001CAN1	
Print Name/Short Print Name				TV Name/TV Initial Name				Scoreboard Name 1/Scoreboard Name 2			
CANADA				Canada				CANADA			
CANADA				Canada				CANADA			
NPC Code : ESP											
231	Referees 1	Campos Peris	Sergio	M	01 JAN 1970	0.00		ESP		0195632	
Print Name/Short Print Name				TV Name/TV Initial Name				Scoreboard Name 1/Scoreboard Name 2			
CAMPOS PERIS Sergio				Sergio Campos Peris				CAMPOS PERIS S.			
CAMPOS PERIS Sergio				S. Campos Peris				CAMPOS S.			
221	Referees 1	Moreno	Ricardo	M	01 JAN 1970	0.00		ESP		0195622	
Print Name/Short Print Name				TV Name/TV Initial Name				Scoreboard Name 1/Scoreboard Name 2			
MORENO Ricardo				Ricardo Moreno				MORENO R.			
MORENO Ricardo				R. Moreno				MORENO R.			
NPC Code : FRA											
100769	Athlete	Aboukir	Jean-Denis	M	19 JAN 1966	0.00		FRA	R	100769	
Print Name/Short Print Name				TV Name/TV Initial Name				Scoreboard Name 1/Scoreboard Name 2			
ABOUKIR Jean-Denis				Jean-Denis Aboukir				ABOUKIR J.D.			
ABOUKIR Jean-Denis				J.D. Aboukir				ABOUKIR JD			
100812	Athlete	Baye	Philippe	M	17 MAY 1960	0.00		FRA	R	100812	
Print Name/Short Print Name				TV Name/TV Initial Name				Scoreboard Name 1/Scoreboard Name 2			
BAYE Philippe				Philippe Baye				BAYE P.			
BAYE Philippe				P. Baye				BAYE P.			
201792	Athlete	Boustila	Ouahid	M	07 SEP 1966	0.00		FRA	R	201792	
Print Name/Short Print Name				TV Name/TV Initial Name				Scoreboard Name 1/Scoreboard Name 2			
BOUSTILA Ouahid				Ouahid Boustila				BOUSTILA O.			
BOUSTILA Ouahid				O. Boustila				BOUSTILA O			
201791	Athlete	Courneil	Jerome	M	23 JUN 1976	0.00		FRA	R	201791	
Print Name/Short Print Name				TV Name/TV Initial Name				Scoreboard Name 1/Scoreboard Name 2			
COURNEIL Jerome				Jerome Courneil				COURNEIL J.			
COURNEIL Jerome				J. Courneil				COURNEIL J			
100773	Athlete	Dixneuf	Lionel	M	06 MAR 1975	0.00		FRA	R	100773	
Print Name/Short Print Name				TV Name/TV Initial Name				Scoreboard Name 1/Scoreboard Name 2			
DIXNEUF Lionel				Lionel Dixneuf				DIXNEUF L.			
DIXNEUF Lionel				L. Dixneuf				DIXNEUF L.			
100770	Athlete	Fahrasmane	Mario	M	28 OCT 1967	0.00		FRA	R	100770	
Print Name/Short Print Name				TV Name/TV Initial Name				Scoreboard Name 1/Scoreboard Name 2			
FAHRASMANE Mario				Mario Fahrasmane				FAHRASMANE M.			
FAHRASMANE Mario				M. Fahrasmane				FAHRASMANE			
100771	Athlete	Guyot	Frederic	M	11 APR 1975	0.00		FRA	R	100771	
Print Name/Short Print Name				TV Name/TV Initial Name				Scoreboard Name 1/Scoreboard Name 2			
GUYOT Frederic				Frederic Guyot				GUYOT F.			
GUYOT Frederic				F. Guyot				GUYOT F.			

LEGENDS

G - Gender

R - Right Handed

L - Left Handed

M - Man

W - Woman

ENTRY DATA CHECKLIST



Reference	Function	FAMILY NAME	Given Name	G	Date of Birth	Height m/ft-in	Weight kg/lbs	ISO	R/L	Accreditation	Int. Fed. Number
NPC Code : FRA											
201793	Athlete	Hamelin	David	M	12 SEP 1980	0.00		FRA	R	201793	
Print Name/Short Print Name				TV Name/TV Initial Name				Scoreboard Name 1/Scoreboard Name 2			
HAMELIN David				David Hamelin				HAMELIN D.			
HAMELIN David				D. Hamelin				HAMELIN D.			
100775	Athlete	Laffont	Jean Pascal	M	28 AUG 1972	0.00		FRA	R	100775	
Print Name/Short Print Name				TV Name/TV Initial Name				Scoreboard Name 1/Scoreboard Name 2			
LAFFONT Jean Pascal				Jean Pascal Laffont				LAFFONT J.P.			
LAFFONT Jean Pascal				J.P. Laffont				LAFFONT JP			
100774	Athlete	Libman	Bertrand	M	20 OCT 1971	0.00		FRA	R	100774	
Print Name/Short Print Name				TV Name/TV Initial Name				Scoreboard Name 1/Scoreboard Name 2			
LIBMAN Bertrand				Bertrand Libman				LIBMAN B.			
LIBMAN Bertrand				B. Libman				LIBMAN B.			
100768	Athlete	Sallem	Riadh	M	06 SEP 1970	0.00		FRA	R	100768	
Print Name/Short Print Name				TV Name/TV Initial Name				Scoreboard Name 1/Scoreboard Name 2			
SALLEM Riadh				Riadh Sallem				SALLEM R.			
SALLEM Riadh				R. Sallem				SALLEM R.			
100772	Athlete	Therezo	Jose	M	26 OCT 1964	0.00		FRA	R	100772	
Print Name/Short Print Name				TV Name/TV Initial Name				Scoreboard Name 1/Scoreboard Name 2			
THEREZO Jose				Jose Therezo				THEREZO J.			
THEREZO Jose				J. Therezo				THEREZO J.			
518	Assis. Coach	Schoenacker	Maurice	M		0.00		FRA		5180000	
Print Name/Short Print Name				TV Name/TV Initial Name				Scoreboard Name 1/Scoreboard Name 2			
SCHOENACKER Maurice				Maurice Schoenacker				SCHOENACKER M.			
SCHOENACKER Maurice				M. Schoenacker				SCHOENACK.			
517	Coach	Soriano	Jean-Paul	M		0.00		FRA		5170000	
Print Name/Short Print Name				TV Name/TV Initial Name				Scoreboard Name 1/Scoreboard Name 2			
SORIANO Jean-Paul				Jean-Paul Soriano				SORIANO J.P.			
SORIANO Jean-Paul				J.P. Soriano				SORIANO JP			
219	Referees 1	Schoenacker	David	M	01 JAN 1970	0.00		FRA		0195620	
Print Name/Short Print Name				TV Name/TV Initial Name				Scoreboard Name 1/Scoreboard Name 2			
SCHOENACKER David				David Schoenacker				SCHOENACKER D.			
SCHOENACKER David				D. Schoenacker				SCHOENACK.			
352001	Team	France		M		0.00		FRA	R	WBM001FRA1	
Print Name/Short Print Name				TV Name/TV Initial Name				Scoreboard Name 1/Scoreboard Name 2			
FRANCE				France				FRANCE			
FRANCE				France				FRANCE			
NPC Code : GBR											
100647	Athlete	Adepitan	Ade	M	27 MAR 1973	0.00		GBR	R	100647	
Print Name/Short Print Name				TV Name/TV Initial Name				Scoreboard Name 1/Scoreboard Name 2			
ADEPITAN Ade				Ade Adepitan				ADEPITAN A.			
ADEPITAN Ade				A. Adepitan				ADEPITAN A			
100648	Athlete	Blake	Andrew	M	18 APR 1972	0.00		GBR	R	100648	
Print Name/Short Print Name				TV Name/TV Initial Name				Scoreboard Name 1/Scoreboard Name 2			
BLAKE Andrew				Andrew Blake				BLAKE A.			
BLAKE Andrew				A. Blake				BLAKE A.			
100649	Athlete	Bramley	David	M	28 NOV 1968	0.00		GBR	R	100649	
Print Name/Short Print Name				TV Name/TV Initial Name				Scoreboard Name 1/Scoreboard Name 2			
BRAMLEY David				David Bramley				BRAMLEY D.			
BRAMLEY David				D. Bramley				BRAMLEY D.			

LEGENDS

G - Gender

R - Right Handed

L - Left Handed

M - Man

W - Woman

Wheelchair Basketball

Wheelchair Basketball

Wheelchair Basketball

Wheelchair Basketball

ENTRY DATA CHECKLIST



Reference	Function	FAMILY NAME	Given Name	G	Date of Birth	Height m/ft-in	Weight kg/lbs	ISO	R/L	Accreditation	Int. Fed. Number
NPC Code : GBR											
100853	Athlete	Bywater	Terry	M	28 FEB 1983	0.00		GBR	R	100853	
Print Name/Short Print Name				TV Name/TV Initial Name						Scoreboard Name 1/Scoreboard Name 2	
BYWATER Terry				Terry Bywater						BYWATER T.	
BYWATER Terry				T. Bywater						BYWATER T.	
100651	Athlete	Caine	Steve	M	19 FEB 1965	0.00		GBR	R	100651	
Print Name/Short Print Name				TV Name/TV Initial Name						Scoreboard Name 1/Scoreboard Name 2	
CAINE Steve				Steve Caine						CAINE S.	
CAINE Steve				S. Caine						CAINE S.	
100654	Athlete	Hayes	Kevin	M	09 SEP 1963	0.00		GBR	R	100654	
Print Name/Short Print Name				TV Name/TV Initial Name						Scoreboard Name 1/Scoreboard Name 2	
HAYES Kevin				Kevin Hayes						HAYES K.	
HAYES Kevin				K. Hayes						HAYES K.	
100655	Athlete	Howley	Fred	M	17 JUN 1971	0.00		GBR	R	100655	
Print Name/Short Print Name				TV Name/TV Initial Name						Scoreboard Name 1/Scoreboard Name 2	
HOWLEY Fred				Fred Howley						HOWLEY F.	
HOWLEY Fred				F. Howley						HOWLEY F.	
100657	Athlete	Johnson	Dan	M	05 JAN 1964	0.00		GBR	R	100657	
Print Name/Short Print Name				TV Name/TV Initial Name						Scoreboard Name 1/Scoreboard Name 2	
JOHNSON Dan				Dan Johnson						JOHNSON D.	
JOHNSON Dan				D. Johnson						JOHNSON D.	
100658	Athlete	Munn	Simon	M	31 JAN 1968	0.00		GBR	R	100658	
Print Name/Short Print Name				TV Name/TV Initial Name						Scoreboard Name 1/Scoreboard Name 2	
MUNN Simon				Simon Munn						MUNN S.	
MUNN Simon				S. Munn						MUNN SIMON	
100659	Athlete	Pollock	Jonathan	M	11 MAY 1977	0.00		GBR	R	100659	
Print Name/Short Print Name				TV Name/TV Initial Name						Scoreboard Name 1/Scoreboard Name 2	
POLLOCK Jonathan				Jonathan Pollock						POLLOCK J.	
POLLOCK Jonathan				J. Pollock						POLLOCK J.	
100660	Athlete	Price	Colin	M	14 MAY 1964	0.00		GBR	R	100660	
Print Name/Short Print Name				TV Name/TV Initial Name						Scoreboard Name 1/Scoreboard Name 2	
PRICE Colin				Colin Price						PRICE C.	
PRICE Colin				C. Price						PRICE C.	
100662	Athlete	Thomas	Sinclair	M	26 NOV 1968	0.00		GBR	R	100662	
Print Name/Short Print Name				TV Name/TV Initial Name						Scoreboard Name 1/Scoreboard Name 2	
THOMAS Sinclair				Sinclair Thomas						THOMAS S.	
THOMAS Sinclair				S. Thomas						THOMAS S.	
100667	Athlete	Baillie	Sarah	W	03 AUG 1968	0.00		GBR	R	100667	
Print Name/Short Print Name				TV Name/TV Initial Name						Scoreboard Name 1/Scoreboard Name 2	
BAILLIE Sarah				Sarah Baillie						BAILLIE S.	
BAILLIE Sarah				S. Baillie						BAILLIE S.	
202073	Athlete	Burrett	Sarah	W	25 APR 1984	0.00		GBR	R	202073	
Print Name/Short Print Name				TV Name/TV Initial Name						Scoreboard Name 1/Scoreboard Name 2	
BURRETT Sarah				Sarah Burrett						BURRETT S.	
BURRETT Sarah				S. Burrett						BURRETT S.	
100670	Athlete	Fox	Jill	W	11 MAR 1970	0.00		GBR	R	100670	
Print Name/Short Print Name				TV Name/TV Initial Name						Scoreboard Name 1/Scoreboard Name 2	
FOX Jill				Jill Fox						FOX J.	
FOX Jill				J. Fox						FOX JILL	

LEGENDS

G - Gender

R - Right Handed

L - Left Handed

M - Man

W - Woman

Wheelchair Basketball

Wheelchair Basketball

Wheelchair Basketball

Wheelchair Basketball

ENTRY DATA CHECKLIST



Reference	Function	FAMILY NAME	Given Name	G	Date of Birth	Height m/ft-in	Weight kg/lbs	ISO	R/L	Accreditation	Int. Fed. Number
NPC Code : GBR											
100672	Athlete	Jackson	Anna	W	02 MAR 1972	0.00		GBR	R	100672	
Print Name/Short Print Name				TV Name/TV Initial Name						Scoreboard Name 1/Scoreboard Name 2	
JACKSON Anna				Anna Jackson						JACKSON A.	
JACKSON Anna				A. Jackson						JACKSON A.	
100663	Athlete	Largen	Georgina	W	13 AUG 1967	0.00		GBR	R	100663	
Print Name/Short Print Name				TV Name/TV Initial Name						Scoreboard Name 1/Scoreboard Name 2	
LARGEN Georgina				Georgina Largen						LARGEN G.	
LARGEN Georgina				G. Largen						LARGEN G.	
100673	Athlete	MacLean	Caroline	W	19 APR 1975	0.00		GBR	R	100673	
Print Name/Short Print Name				TV Name/TV Initial Name						Scoreboard Name 1/Scoreboard Name 2	
MacLEAN Caroline				Caroline MacLean						MACLEAN C.	
MacLEAN Caroline				C. MacLean						MACLEAN C.	
100858	Athlete	O'Driscoll	Bernadette	W	14 APR 1968	0.00		GBR	R	100858	
Print Name/Short Print Name				TV Name/TV Initial Name						Scoreboard Name 1/Scoreboard Name 2	
O'DRISCOLL Bernadette				Bernadette O'Driscoll						O'DRISCOLL B.	
O'DRISCOLL B.				B. O'Driscoll						O'DRISCOLL	
100666	Athlete	Ridley	Jenny	W	04 NOV 1983	0.00		GBR	R	100666	
Print Name/Short Print Name				TV Name/TV Initial Name						Scoreboard Name 1/Scoreboard Name 2	
RIDLEY Jenny				Jenny Ridley						RIDLEY J.	
RIDLEY Jenny				J. Ridley						RIDLEY J.	
100860	Athlete	Small	Kristina	W	19 DEC 1973	0.00		GBR	R	100860	
Print Name/Short Print Name				TV Name/TV Initial Name						Scoreboard Name 1/Scoreboard Name 2	
SMALL Kristina				Kristina Small						SMALL K.	
SMALL Kristina				K. Small						SMALL K.	
100668	Athlete	Strange	Clare	W	18 SEP 1979	0.00		GBR	R	100668	
Print Name/Short Print Name				TV Name/TV Initial Name						Scoreboard Name 1/Scoreboard Name 2	
STRANGE Clare				Clare Strange						STRANGE C.	
STRANGE Clare				C. Strange						STRANGE C.	
100859	Athlete	Vandersteen	Nicola	W	28 NOV 1959	0.00		GBR	R	100859	
Print Name/Short Print Name				TV Name/TV Initial Name						Scoreboard Name 1/Scoreboard Name 2	
VANDERSTEEN Nicola				Nicola Vandersteen						VANDERSTEEN N.	
VANDERSTEEN Nicola				N. Vandersteen						VANDERSTE.	
100664	Athlete	Wild	Ann	W	11 APR 1973	0.00		GBR	R	100664	
Print Name/Short Print Name				TV Name/TV Initial Name						Scoreboard Name 1/Scoreboard Name 2	
WILD Ann				Ann Wild						WILD A.	
WILD Ann				A. Wild						WILD ANN	
544	Coach	Hudson	Paul	M		0.00		GBR		5440000	
Print Name/Short Print Name				TV Name/TV Initial Name						Scoreboard Name 1/Scoreboard Name 2	
HUDSON Paul				Paul Hudson						HUDSON P.	
HUDSON Paul				P. Hudson						HUDSON P.	
515	Assis. Coach	Smith	Nigel	M		0.00		GBR		5150000	
Print Name/Short Print Name				TV Name/TV Initial Name						Scoreboard Name 1/Scoreboard Name 2	
SMITH Nigel				Nigel Smith						SMITH N.	
SMITH Nigel				N. Smith						SMITH N.	
545	Assis. Coach	Tarkenter	Malcolm	M		0.00		GBR		5450000	
Print Name/Short Print Name				TV Name/TV Initial Name						Scoreboard Name 1/Scoreboard Name 2	
TARKENTER Malcolm				Malcolm Tarkenter						TARKENTER M.	
TARKENTER Malcolm				M. Tarkenter						TARKENTER	

LEGENDS

G - Gender

R - Right Handed

L - Left Handed

M - Man

W - Woman

Wheelchair Basketball

Wheelchair Basketball

Wheelchair Basketball

Wheelchair Basketball

Reference	Function	FAMILY NAME	Given Name	G	Date of Birth	Height m/ft-in	Weight kg/lbs	ISO	R/L	Accreditation	Int. Fed. Number
NPC Code : GBR											
514	Coach	Titmuss	David	M		0.00		GBR		514000	
Print Name/Short Print Name				TV Name/TV Initial Name				Scoreboard Name 1/Scoreboard Name 2			
TITMUSS David				David Titmuss				TITMUSS D.			
TITMUSS David				D. Titmuss				TITMUSS D.			
546	Assis. Coach	Pawson	Sue	W		0.00		GBR		5460000	
Print Name/Short Print Name				TV Name/TV Initial Name				Scoreboard Name 1/Scoreboard Name 2			
PAWSON Sue				Sue Pawson				PAWSON S.			
PAWSON Sue				S. Pawson				PAWSON SUE			
516	Assis. Coach	Tolfrey	Vicky	W		0.00		GBR		5160000	
Print Name/Short Print Name				TV Name/TV Initial Name				Scoreboard Name 1/Scoreboard Name 2			
TOLFREY Vicky				Vicky Tolfrey				TOLFREY V.			
TOLFREY Vicky				V. Tolfrey				TOLFREY V.			
202	Referees 1	Barnett	Terence	M	01 JAN 1970	0.00		GBR		0195603	
Print Name/Short Print Name				TV Name/TV Initial Name				Scoreboard Name 1/Scoreboard Name 2			
BARNETT Terence				Terence Barnett				BARNETT T.			
BARNETT Terence				T. Barnett				BARNETT T.			
212	Referees 1	Bhania	Balwant	M	01 JAN 1970	0.00		GBR		0195613	
Print Name/Short Print Name				TV Name/TV Initial Name				Scoreboard Name 1/Scoreboard Name 2			
BHANIA Balwant				Balwant Bhania				BHANIA B.			
BHANIA Balwant				B. Bhania				BHANIA B.			
200	Referees 1	Craven	Philip	M	01 JAN 1970	0.00		GBR		0195601	
Print Name/Short Print Name				TV Name/TV Initial Name				Scoreboard Name 1/Scoreboard Name 2			
CRAVEN Philip				Philip Craven				CRAVEN P.			
CRAVEN Philip				P. Craven				CRAVEN P.			
227	Referees 1	English	Robert	M	01 JAN 1970	0.00		GBR		0195628	
Print Name/Short Print Name				TV Name/TV Initial Name				Scoreboard Name 1/Scoreboard Name 2			
ENGLISH Robert				Robert English				ENGLISH R.			
ENGLISH Robert				R. English				ENGLISH R.			
356001	Team	Great Britain		M		0.00		GBR	R	WBM001GBR1	
Print Name/Short Print Name				TV Name/TV Initial Name				Scoreboard Name 1/Scoreboard Name 2			
GREAT BRITAIN				Great Britain				GREAT BRITAIN			
GREAT BRITAIN				Great Britain				GREAT			
556001	Team	Great Britain		W		0.00		GBR	R	WBW001GBR1	
Print Name/Short Print Name				TV Name/TV Initial Name				Scoreboard Name 1/Scoreboard Name 2			
GREAT BRITAIN				Great Britain				GREAT BRITAIN			
GREAT BRITAIN				Great Britain				GREAT			
NPC Code : GER											
100808	Athlete	Christink	Lars	M	14 JUL 1972	0.00		GER	R	100808	
Print Name/Short Print Name				TV Name/TV Initial Name				Scoreboard Name 1/Scoreboard Name 2			
CHRISTINK Lars				Lars Christink				CHRISTINK L.			
CHRISTINK Lars				L. Christink				CHRISTINK			
100809	Athlete	Coskun	Ahmet	M	11 MAR 1975	0.00		GER	R	100809	
Print Name/Short Print Name				TV Name/TV Initial Name				Scoreboard Name 1/Scoreboard Name 2			
COSKUN Ahmet				Ahmet Coskun				COSKUN A.			
COSKUN Ahmet				A. Coskun				COSKUN A.			
100674	Athlete	Fischer	Thomas	M	02 FEB 1967	0.00		GER	R	100674	
Print Name/Short Print Name				TV Name/TV Initial Name				Scoreboard Name 1/Scoreboard Name 2			
FISCHER Thomas				Thomas Fischer				FISCHER T.			
FISCHER Thomas				T. Fischer				FISCHER T.			

LEGENDS

G - Gender

R - Right Handed

L - Left Handed

M - Man

W - Woman

Reference	Function	FAMILY NAME	Given Name	G	Date of Birth	Height m/ft-in	Weight kg/lbs	ISO	R/L	Accreditation	Int. Fed. Number
NPC Code : GER											
100675	Athlete	Haberkorn	Markus	M	06 MAY 1974	0.00		GER	R	100675	
Print Name/Short Print Name				TV Name/TV Initial Name				Scoreboard Name 1/Scoreboard Name 2			
HABERKORN Markus				Markus Haberkorn				HABERKORN M.			
HABERKORN Markus				M. Haberkorn				HABERKORN			
100676	Athlete	Huebner	Lars	M	12 SEP 1965	0.00		GER	R	100676	
Print Name/Short Print Name				TV Name/TV Initial Name				Scoreboard Name 1/Scoreboard Name 2			
HUEBNER Lars				Lars Huebner				HUEBNER L.			
HUEBNER Lars				L. Huebner				HUEBNER L.			
100810	Athlete	Koehler	Dirk	M	29 OCT 1967	0.00		GER	R	100810	
Print Name/Short Print Name				TV Name/TV Initial Name				Scoreboard Name 1/Scoreboard Name 2			
KOEHLER Dirk				Dirk Koehler				KOEHLER D.			
KOEHLER Dirk				D. Koehler				KOEHLER D.			
100677	Athlete	Leonhardt	Joerg	M	18 MAY 1965	0.00		GER	R	100677	
Print Name/Short Print Name				TV Name/TV Initial Name				Scoreboard Name 1/Scoreboard Name 2			
LEONHARDT Joerg				Joerg Leonhardt				LEONHARDT J.			
LEONHARDT Joerg				J. Leonhardt				LEONHARDT			
100807	Athlete	Otto	Martin	M	08 OCT 1962	0.00		GER	R	100807	
Print Name/Short Print Name				TV Name/TV Initial Name				Scoreboard Name 1/Scoreboard Name 2			
OTTO Martin				Martin Otto				OTTO M.			
OTTO Martin				M. Otto				OTTO M.			
202233	Athlete	Schwarz	Ralf	M	18 JAN 1973	0.00		GER	R	202233	
Print Name/Short Print Name				TV Name/TV Initial Name				Scoreboard Name 1/Scoreboard Name 2			
SCHWARZ Ralf				Ralf Schwarz				SCHWARZ R.			
SCHWARZ Ralf				R. Schwarz				SCHWARZ R.			
100806	Athlete	Sniegocki	Markus	M	27 JAN 1971	0.00		GER	R	100806	
Print Name/Short Print Name				TV Name/TV Initial Name				Scoreboard Name 1/Scoreboard Name 2			
SNIEGOCKI Markus				Markus Sniegocki				SNIEGOCKI M.			
SNIEGOCKI Markus				M. Sniegocki				SNIEGOCKI			
100678	Athlete	Thalheim	Dirk	M	13 AUG 1971	0.00		GER	R	100678	
Print Name/Short Print Name				TV Name/TV Initial Name				Scoreboard Name 1/Scoreboard Name 2			
THALHEIM Dirk				Dirk Thalheim				THALHEIM D.			
THALHEIM Dirk				D. Thalheim				THALHEIM D.			
100679	Athlete	Wimmers	Guido	M	03 SEP 1972	0.00		GER	R	100679	
Print Name/Short Print Name				TV Name/TV Initial Name				Scoreboard Name 1/Scoreboard Name 2			
WIMMERS Guido				Guido Wimmers				WIMMERS G.			
WIMMERS Guido				G. Wimmers				WIMMERS G.			
202230	Athlete	Bleifuss	Silke	W	09 JUN 1976	0.00		GER	R	202230	
Print Name/Short Print Name				TV Name/TV Initial Name				Scoreboard Name 1/Scoreboard Name 2			
BLEIFUSS Silke				Silke Bleifuss				BLEIFUSS S.			
BLEIFUSS Silke				S. Bleifuss				BLEIFUSS S.			
100681	Athlete	Dunstheimer	Birgit	W	14 SEP 1977	0.00		GER	R	100681	
Print Name/Short Print Name				TV Name/TV Initial Name				Scoreboard Name 1/Scoreboard Name 2			
DUNSTHEIMER Birgit				Birgit Dunstheimer				DUNSTHEIMER B.			
DUNSTHEIMER Birgit				B. Dunstheimer				DUNSTHEIM.			
100682	Athlete	Janusch	Anja	W	21 AUG 1971	0.00		GER	R	100682	
Print Name/Short Print Name				TV Name/TV Initial Name				Scoreboard Name 1/Scoreboard Name 2			
JANUSCH Anja				Anja Janusch				JANUSCH A.			
JANUSCH Anja				A. Janusch				JANUSCH A.			

LEGENDS

G - Gender

R - Right Handed

L - Left Handed

M - Man

W - Woman

Wheelchair Basketball

Wheelchair Basketball

Wheelchair Basketball

Wheelchair Basketball

ENTRY DATA CHECKLIST



Reference	Function	FAMILY NAME	Given Name	G	Date of Birth	Height m/ft-in	Weight kg/lbs	ISO	R/L	Accreditation	Int. Fed. Number
NPC Code : GER											
100684	Athlete	Kirste	Heidi	W	27 FEB 1966	0.00		GER	R	100684	
Print Name/Short Print Name		TV Name/TV Initial Name		Scoreboard Name 1/Scoreboard Name 2							
KIRSTE Heidi		Heidi Kirste		KIRSTE H.							
KIRSTE Heidi		H. Kirste		KIRSTE H.							
100685	Athlete	Klein	Verena	W	23 OCT 1964	0.00		GER	R	100685	
Print Name/Short Print Name		TV Name/TV Initial Name		Scoreboard Name 1/Scoreboard Name 2							
KLEIN Verena		Verena Klein		KLEIN V.							
KLEIN Verena		V. Klein		KLEIN V.							
100686	Athlete	Nguyen-Thi	Nu	W	14 JAN 1972	0.00		GER	R	100686	
Print Name/Short Print Name		TV Name/TV Initial Name		Scoreboard Name 1/Scoreboard Name 2							
NGUYEN-THI Nu		Nu Nguyen-Thi		NGUYEN-THI N.							
NGUYEN-THI Nu		N. Nguyen-Thi		NGUYEN-THI							
100733	Athlete	Oeztuerk	Cemile	W	18 JUN 1971	0.00		GER	R	100733	
Print Name/Short Print Name		TV Name/TV Initial Name		Scoreboard Name 1/Scoreboard Name 2							
OEZTUERK Cemile		Cemile Oeztuerk		OEZTUERK C.							
OEZTUERK Cemile		C. Oeztuerk		OEZTUERK C							
100687	Athlete	Roemelt	Susanne	W	10 JUN 1961	0.00		GER	R	100687	
Print Name/Short Print Name		TV Name/TV Initial Name		Scoreboard Name 1/Scoreboard Name 2							
ROEMELT Susanne		Susanne Roemelt		ROEMELT S.							
ROEMELT Susanne		S. Roemelt		ROEMELT S.							
202232	Athlete	Schratz	Nora	W	01 JUL 1979	0.00		GER	R	202232	
Print Name/Short Print Name		TV Name/TV Initial Name		Scoreboard Name 1/Scoreboard Name 2							
SCHRATZ Nora		Nora Schratz		SCHRATZ N.							
SCHRATZ Nora		N. Schratz		SCHRATZ N.							
100688	Athlete	Seifert	Nicole	W	02 SEP 1974	0.00		GER	R	100688	
Print Name/Short Print Name		TV Name/TV Initial Name		Scoreboard Name 1/Scoreboard Name 2							
SEIFERT Nicole		Nicole Seifert		SEIFERT N.							
SEIFERT Nicole		N. Seifert		SEIFERT N.							
100689	Athlete	Thamm	Susanne	W	23 FEB 1966	0.00		GER	R	100689	
Print Name/Short Print Name		TV Name/TV Initial Name		Scoreboard Name 1/Scoreboard Name 2							
THAMM Susanne		Susanne Thamm		THAMM S.							
THAMM Susanne		S. Thamm		THAMM S.							
100690	Athlete	Wesemueller	Heike	W	11 MAR 1969	0.00		GER	R	100690	
Print Name/Short Print Name		TV Name/TV Initial Name		Scoreboard Name 1/Scoreboard Name 2							
WESEMUELLER Heike		Heike Wesemueller		WESEMUELLER H.							
WESEMUELLER Heike		H. Wesemueller		WESEMUELL.							
501	Assis. Coach	Michael	Frank	M		0.00		GER		5010000	
Print Name/Short Print Name		TV Name/TV Initial Name		Scoreboard Name 1/Scoreboard Name 2							
MICHAEL Frank		Frank Michael		MICHAEL F.							
MICHAEL Frank		F. Michael		MICHAEL F.							
534	Coach	Richarz	Peter	M		0.00		GER		5340000	
Print Name/Short Print Name		TV Name/TV Initial Name		Scoreboard Name 1/Scoreboard Name 2							
RICHARZ Peter		Peter Richarz		RICHARZ P.							
RICHARZ Peter		P. Richarz		RICHARZ P.							
500	Coach	Roemer	Gerd	M		0.00		GER		5000000	
Print Name/Short Print Name		TV Name/TV Initial Name		Scoreboard Name 1/Scoreboard Name 2							
ROEMER Gerd		Gerd Roemer		ROEMER G.							
ROEMER Gerd		G. Roemer		ROEMER G.							

LEGENDS

G - Gender

R - Right Handed

L - Left Handed

M - Man

W - Woman

Wheelchair Basketball

Wheelchair Basketball

Wheelchair Basketball

Wheelchair Basketball

Reference	Function	FAMILY NAME	Given Name	G	Date of Birth	Height m/ft-in	Weight kg/lbs	ISO	R/L	Accreditation	Int. Fed. Number
NPC Code : GER											
535	Assis. Coach	Schreck	Andrea	W		0.00		GER		5350000	
Print Name/Short Print Name				TV Name/TV Initial Name				Scoreboard Name 1/Scoreboard Name 2			
SCHRECK Andrea				Andrea Schreck				SCHRECK A.			
SCHRECK Andrea				A. Schreck				SCHRECK A.			
223	Referees 1	Jungmann	Hans-Dieter	M	01 JAN 1970	0.00		GER		0195624	
Print Name/Short Print Name				TV Name/TV Initial Name				Scoreboard Name 1/Scoreboard Name 2			
JUNGMANN Hans-Dieter				Hans-Dieter Jungmann				JUNGMANN H.			
JUNGMANN Hans-Dieter				H.D. Jungmann				JUNGMANN H			
207	Referees 1	Kucera	Norbert	M	01 JAN 1970	0.00		GER		0195608	
Print Name/Short Print Name				TV Name/TV Initial Name				Scoreboard Name 1/Scoreboard Name 2			
KUCERA Norbert				Norbert Kucera				KUCERA N.			
KUCERA Norbert				N. Kucera				KUCERA N.			
222	Referees 1	Otto	Jorg-ulich	M	01 JAN 1970	0.00		GER		0195623	
Print Name/Short Print Name				TV Name/TV Initial Name				Scoreboard Name 1/Scoreboard Name 2			
OTTO Jorg-ulich				Jorg-ulich Otto				OTTO J.			
OTTO Jorg-ulich				J.U. Otto				OTTO J.			
359001	Team	Germany		M		0.00		GER	R	WBM001GER1	
Print Name/Short Print Name				TV Name/TV Initial Name				Scoreboard Name 1/Scoreboard Name 2			
GERMANY				Germany				GERMANY			
GERMANY				Germany				GERMANY			
559001	Team	Germany		W		0.00		GER	R	WBW001GER1	
Print Name/Short Print Name				TV Name/TV Initial Name				Scoreboard Name 1/Scoreboard Name 2			
GERMANY				Germany				GERMANY			
GERMANY				Germany				GERMANY			
NPC Code : GRE											
217	Referees 1	Tsountsouras	Spiridon	M	01 JAN 1970	0.00		GRE		0195618	
Print Name/Short Print Name				TV Name/TV Initial Name				Scoreboard Name 1/Scoreboard Name 2			
TSOUNTSOURAS Spiridon				Spiridon Tsountsouras				TSOUNTSOURAS S.			
TSOUNTSOURAS S.				S. Tsountsouras				TSOUNTSOU.			
NPC Code : ISR											
220	Referees 1	Ramot	Itzhack	M	01 JAN 1970	0.00		ISR		0195621	
Print Name/Short Print Name				TV Name/TV Initial Name				Scoreboard Name 1/Scoreboard Name 2			
RAMOT Itzhack				Itzhack Ramot				RAMOT I.			
RAMOT Itzhack				I. Ramot				RAMOT I.			
NPC Code : JOR											
228	Referees 1	El-Dein El-Khateb	Bahaa	M	01 JAN 1970	0.00		JOR		0195629	
Print Name/Short Print Name				TV Name/TV Initial Name				Scoreboard Name 1/Scoreboard Name 2			
EL-DEIN EL-KHATEB Bahaa				Bahaa El-Dein El-Khateb				EL-DEIN B.			
EL-DEIN EL-KHATEB B.				B. El-Dein El-Khateb				EL-DEIN B.			
NPC Code : JPN											
203038	Athlete	Ishihara	Masaharu	M	28 JUN 1972	0.00		JPN	R	203038	
Print Name/Short Print Name				TV Name/TV Initial Name				Scoreboard Name 1/Scoreboard Name 2			
ISHIHARA Masaharu				Masaharu Ishihara				ISHIHARA M.			
ISHIHARA Masaharu				M. Ishihara				ISHIHARA M			
106416	Athlete	Iwano	Hiroshi	M	07 JUN 1964	0.00		JPN	R	106416	
Print Name/Short Print Name				TV Name/TV Initial Name				Scoreboard Name 1/Scoreboard Name 2			
IWANO Hiroshi				Hiroshi Iwano				IWANO H.			
IWANO Hiroshi				H. Iwano				IWANO H.			

LEGENDS

G - Gender

R - Right Handed

L - Left Handed

M - Man

W - Woman

Reference	Function	FAMILY NAME	Given Name	G	Date of Birth	Height m/ft-in	Weight kg/lbs	ISO	R/L	Accreditation	Int. Fed. Number
NPC Code : JPN											
106417	Athlete	Jimbo	Yasuhiro	M	16 JUN 1970	0.00		JPN	R	106417	
		Print Name/Short Print Name		TV Name/TV Initial Name				Scoreboard Name 1/Scoreboard Name 2			
		JIMBO Yasuhiro		Yasuhiro Jimbo				JIMBO Y.			
		JIMBO Yasuhiro		Y. Jimbo				JIMBO Y.			
106418	Athlete	Koretomo	Keisuke	M	13 OCT 1970	0.00		JPN	R	106418	
		Print Name/Short Print Name		TV Name/TV Initial Name				Scoreboard Name 1/Scoreboard Name 2			
		KORETOMO Keisuke		Keisuke Koretomo				KORETOMO K.			
		KORETOMO Keisuke		K. Koretomo				KORETOMO K			
203037	Athlete	Kyoya	Kazuyuki	M	13 AUG 1971	0.00		JPN	R	203037	
		Print Name/Short Print Name		TV Name/TV Initial Name				Scoreboard Name 1/Scoreboard Name 2			
		KYOYA Kazuyuki		Kazuyuki Kyoya				KYOYA K.			
		KYOYA Kazuyuki		K. Kyoya				KYOYA K.			
106421	Athlete	Miyake	Katsumi	M	04 FEB 1971	0.00		JPN	R	106421	
		Print Name/Short Print Name		TV Name/TV Initial Name				Scoreboard Name 1/Scoreboard Name 2			
		MIYAKE Katsumi		Katsumi Miyake				MIYAKE K.			
		MIYAKE Katsumi		K. Miyake				MIYAKE K.			
106423	Athlete	Negi	Shinji	M	28 SEP 1964	0.00		JPN	R	106423	
		Print Name/Short Print Name		TV Name/TV Initial Name				Scoreboard Name 1/Scoreboard Name 2			
		NEGI Shinji		Shinji Negi				NEGI S.			
		NEGI Shinji		S. Negi				NEGI S.			
106424	Athlete	Oikawa	Shinpei	M	20 APR 1971	0.00		JPN	R	106424	
		Print Name/Short Print Name		TV Name/TV Initial Name				Scoreboard Name 1/Scoreboard Name 2			
		OIKAWA Shinpei		Shinpei Oikawa				OIKAWA S.			
		OIKAWA Shinpei		S. Oikawa				OIKAWA S.			
106425	Athlete	Oshima	Tomohiko	M	20 MAR 1971	0.00		JPN	R	106425	
		Print Name/Short Print Name		TV Name/TV Initial Name				Scoreboard Name 1/Scoreboard Name 2			
		OSHIMA Tomohiko		Tomohiko Oshima				OSHIMA T.			
		OSHIMA Tomohiko		T. Oshima				OSHIMA T.			
203036	Athlete	Sasaki	Katsuya	M	24 JAN 1973	0.00		JPN	R	203036	
		Print Name/Short Print Name		TV Name/TV Initial Name				Scoreboard Name 1/Scoreboard Name 2			
		SASAKI Katsuya		Katsuya Sasaki				SASAKI K.			
		SASAKI Katsuya		K. Sasaki				SASAKI K.			
106426	Athlete	Shintani	Hirofumi	M	17 JUL 1962	0.00		JPN	R	106426	
		Print Name/Short Print Name		TV Name/TV Initial Name				Scoreboard Name 1/Scoreboard Name 2			
		SHINTANI Hirofumi		Hirofumi Shintani				SHINTANI H.			
		SHINTANI Hirofumi		H. Shintani				SHINTANI H			
106427	Athlete	Sugasawa	Takao	M	24 SEP 1973	0.00		JPN	R	106427	
		Print Name/Short Print Name		TV Name/TV Initial Name				Scoreboard Name 1/Scoreboard Name 2			
		SUGASAWA Takao		Takao Sugasawa				SUGASAWA T.			
		SUGASAWA Takao		T. Sugasawa				SUGASAWA T			
203040	Athlete	Hinomichi	Naoko	W	30 MAY 1968	0.00		JPN	R	203040	
		Print Name/Short Print Name		TV Name/TV Initial Name				Scoreboard Name 1/Scoreboard Name 2			
		HIROMICHI Naoko		Naoko Hiromichi				HIROMICHI N.			
		HIROMICHI Naoko		N. Hiromichi				HIROMICHI			
100738	Athlete	Horikawa	Sayuri	W	19 FEB 1963	0.00		JPN	R	100738	
		Print Name/Short Print Name		TV Name/TV Initial Name				Scoreboard Name 1/Scoreboard Name 2			
		HORIKAWA Sayuri		Sayuri Horikawa				HORIKAWA S.			
		HORIKAWA Sayuri		S. Horikawa				HORIKAWA S			

LEGENDS

G - Gender

R - Right Handed

L - Left Handed

M - Man

W - Woman

Wheelchair Basketball

Wheelchair Basketball

Wheelchair Basketball

Wheelchair Basketball

ENTRY DATA CHECKLIST



Reference	Function	FAMILY NAME	Given Name	G	Date of Birth	Height m/ft-in	Weight kg/lbs	ISO	R/L	Accreditation	Int. Fed. Number
NPC Code : JPN											
203039	Athlete	Kawakami	Rie	W	08 APR 1971	0.00		JPN	R	203039	
Print Name/Short Print Name				TV Name/TV Initial Name				Scoreboard Name 1/Scoreboard Name 2			
KAWAKAMI Rie				Rie Kawakami				KAWAKAMI R.			
KAWAKAMI Rie				R. Kawakami				KAWAKAMI R			
100742	Athlete	Mashiko	Megumi	W	02 JUL 1970	0.00		JPN	R	100742	
Print Name/Short Print Name				TV Name/TV Initial Name				Scoreboard Name 1/Scoreboard Name 2			
MASHIKO Megumi				Megumi Mashiko				MASHIKO M.			
MASHIKO Megumi				M. Mashiko				MASHIKO M.			
203041	Athlete	Minamikawa	Sachiko	W	13 JUL 1964	0.00		JPN	R	203041	
Print Name/Short Print Name				TV Name/TV Initial Name				Scoreboard Name 1/Scoreboard Name 2			
MINAMIKAWA Sachiko				Sachiko Minamikawa				MINAMIKAWA S.			
MINAMIKAWA Sachiko				S. Minamikawa				MINAMIKAWA			
100737	Athlete	Sako	Junko	W	16 AUG 1962	0.00		JPN	R	100737	
Print Name/Short Print Name				TV Name/TV Initial Name				Scoreboard Name 1/Scoreboard Name 2			
SAKO Junko				Junko Sako				SAKO J.			
SAKO Junko				J. Sako				SAKO JUNKO			
100744	Athlete	Soeda	Tomoe	W	09 JAN 1975	0.00		JPN	R	100744	
Print Name/Short Print Name				TV Name/TV Initial Name				Scoreboard Name 1/Scoreboard Name 2			
SOEDA Tomoe				Tomoe Soeda				SOEDA T.			
SOEDA Tomoe				T. Soeda				SOEDA T.			
100736	Athlete	Takabayashi	Mika	W	26 JUN 1971	0.00		JPN	R	100736	
Print Name/Short Print Name				TV Name/TV Initial Name				Scoreboard Name 1/Scoreboard Name 2			
TAKABAYASHI Mika				Mika Takabayashi				TAKABAYASHI M.			
TAKABAYASHI Mika				M. Takabayashi				TAKABAYAS.			
100741	Athlete	Tomori	Hiromi	W	15 MAR 1970	0.00		JPN	R	100741	
Print Name/Short Print Name				TV Name/TV Initial Name				Scoreboard Name 1/Scoreboard Name 2			
TOMORI Hiromi				Hiromi Tomori				TOMORI H.			
TOMORI Hiromi				H. Tomori				TOMORI H.			
100734	Athlete	Tsukamoto	Kyoko	W	06 AUG 1959	0.00		JPN	R	100734	
Print Name/Short Print Name				TV Name/TV Initial Name				Scoreboard Name 1/Scoreboard Name 2			
TSUKAMOTO Kyoko				Kyoko Tsukamoto				TSUKAMOTO K.			
TSUKAMOTO Kyoko				K. Tsukamoto				TSUKAMOTO			
100745	Athlete	Uemura	Chika	W	27 FEB 1966	0.00		JPN	R	100745	
Print Name/Short Print Name				TV Name/TV Initial Name				Scoreboard Name 1/Scoreboard Name 2			
UEMURA Chika				Chika Uemura				UEMURA C.			
UEMURA Chika				C. Uemura				UEMURA C.			
100735	Athlete	Yashima	Kyoko	W	26 FEB 1967	0.00		JPN	R	100735	
Print Name/Short Print Name				TV Name/TV Initial Name				Scoreboard Name 1/Scoreboard Name 2			
YASHIMA Kyoko				Kyoko Yashima				YASHIMA K.			
YASHIMA Kyoko				K. Yashima				YASHIMA K.			
547	Coach	Kotaki	Osamu	M		0.00		JPN		5470000	
Print Name/Short Print Name				TV Name/TV Initial Name				Scoreboard Name 1/Scoreboard Name 2			
KOTAKI Osamu				Osamu Kotaki				KOTAKI O.			
KOTAKI Osamu				O. Kotaki				KOTAKI O.			
539	Coach	Mikami	Shinji	M		0.00		JPN		5390000	
Print Name/Short Print Name				TV Name/TV Initial Name				Scoreboard Name 1/Scoreboard Name 2			
MIKAMI Shinji				Shinji Mikami				MIKAMI S.			
MIKAMI Shinji				S. Mikami				MIKAMI S.			

LEGENDS

G - Gender

R - Right Handed

L - Left Handed

M - Man

W - Woman

Wheelchair Basketball

Wheelchair Basketball

Wheelchair Basketball

Wheelchair Basketball

Reference	Function	FAMILY NAME	Given Name	G	Date of Birth	Height m/ft-in	Weight kg/lbs	ISO	R/L	Accreditation	Int. Fed. Number
NPC Code : JPN											
548	Assis. Coach	Ogawa	Tomoki	M		0.00		JPN		5480000	
Print Name/Short Print Name				TV Name/TV Initial Name				Scoreboard Name 1/Scoreboard Name 2			
OGAWA Tomoki				Tomoki Ogawa				OGAWA T.			
OGAWA Tomoki				T. Ogawa				OGAWA T.			
549	Assis. Coach	Saito	Nobuaki	M		0.00		JPN		5490000	
Print Name/Short Print Name				TV Name/TV Initial Name				Scoreboard Name 1/Scoreboard Name 2			
SAITO Nobuaki				Nobuaki Saito				SAITO N.			
SAITO Nobuaki				N. Saito				SAITO N.			
540	Coach	Sakano	Haruo	M		0.00		JPN		5400000	
Print Name/Short Print Name				TV Name/TV Initial Name				Scoreboard Name 1/Scoreboard Name 2			
SAKANO Haruo				Haruo Sakano				SAKANO H.			
SAKANO Haruo				H. Sakano				SAKANO H.			
218	Referees 1	Sugiyama	Kaneyoshi	M	01 JAN 1970	0.00		JPN		0195619	
Print Name/Short Print Name				TV Name/TV Initial Name				Scoreboard Name 1/Scoreboard Name 2			
SUGIYAMA Kaneyoshi				Kaneyoshi Sugiyama				SUGIYAMA K.			
SUGIYAMA Kaneyoshi				K. Sugiyama				SUGIYAMA K			
378001	Team	Japan		M		0.00		JPN	R	WBM001JPN1	
Print Name/Short Print Name				TV Name/TV Initial Name				Scoreboard Name 1/Scoreboard Name 2			
JAPAN				Japan				JAPAN			
JAPAN				Japan				JAPAN			
578001	Team	Japan		W		0.00		JPN	R	WBW001JPN1	
Print Name/Short Print Name				TV Name/TV Initial Name				Scoreboard Name 1/Scoreboard Name 2			
JAPAN				Japan				JAPAN			
JAPAN				Japan				JAPAN			
NPC Code : KOR											
203387	Athlete	Han	Jin-Hee	M	24 DEC 1966	0.00		KOR	R	203387	
Print Name/Short Print Name				TV Name/TV Initial Name				Scoreboard Name 1/Scoreboard Name 2			
HAN Jin-Hee				Jin-Hee Han				HAN J.			
HAN Jin-Hee				J.H. Han				HAN J.H.			
106429	Athlete	Han	Sa-Hyun	M	20 NOV 1968	0.00		KOR	R	106429	
Print Name/Short Print Name				TV Name/TV Initial Name				Scoreboard Name 1/Scoreboard Name 2			
HAN Sa-Hyun				Sa-Hyun Han				HAN S.			
HAN Sa-Hyun				S.H. Han				HAN S.H.			
106430	Athlete	Im	Chan-Kuw	M	12 MAR 1966	0.00		KOR	R	106430	
Print Name/Short Print Name				TV Name/TV Initial Name				Scoreboard Name 1/Scoreboard Name 2			
IM Chan-Kuw				Chan-Kuw Im				IM C.			
IM Chan-Kuw				C.K. Im				IM C.K.			
106432	Athlete	Kang	Hee-Joon	M	24 MAR 1975	0.00		KOR	R	106432	
Print Name/Short Print Name				TV Name/TV Initial Name				Scoreboard Name 1/Scoreboard Name 2			
KANG Hee-Joon				Hee-Joon Kang				KANG H.			
KANG Hee-Joon				H.J. Kang				KANG H.J.			
203400	Athlete	Kim	Chul-Soo	M	12 JAN 1976	0.00		KOR	R	203400	
Print Name/Short Print Name				TV Name/TV Initial Name				Scoreboard Name 1/Scoreboard Name 2			
KIM Chul-Soo				Chul-Soo Kim				KIM C.			
KIM Chul-Soo				C.S. Kim				KIM C.S.			
106433	Athlete	Kim	Ho-Yong	M	03 MAR 1972	0.00		KOR	R	106433	
Print Name/Short Print Name				TV Name/TV Initial Name				Scoreboard Name 1/Scoreboard Name 2			
KIM Ho-Yong				Ho-Yong Kim				KIM H.			
KIM Ho-Yong				H.Y. Kim				KIM H.Y.			

LEGENDS

G - Gender

R - Right Handed

L - Left Handed

M - Man

W - Woman

Wheelchair Basketball

Wheelchair Basketball

Wheelchair Basketball

Wheelchair Basketball

ENTRY DATA CHECKLIST



Reference	Function	FAMILY NAME	Given Name	G	Date of Birth	Height m/ft-in	Weight kg/lbs	ISO	R/L	Accreditation	Int. Fed. Number
NPC Code : KOR											
203402	Athlete	Kim	Ji-Nam	M	01 DEC 1976	0.00		KOR	R	203402	
Print Name/Short Print Name				TV Name/TV Initial Name				Scoreboard Name 1/Scoreboard Name 2			
		KIM Ji-Nam				Ji-Nam Kim		KIM J.			
		KIM Ji-Nam				J.N. Kim		KIM JI-NAM			
106435	Athlete	Kim	Jung-Seob	M	05 JUN 1971	0.00		KOR	R	106435	
Print Name/Short Print Name				TV Name/TV Initial Name				Scoreboard Name 1/Scoreboard Name 2			
		KIM Jung-Seob				Jung-Seob Kim		KIM J.			
		KIM Jung-Seob				J.S. Kim		KIM J.S.			
203389	Athlete	Kim	Young-Duk	M	12 FEB 1967	0.00		KOR	R	203389	
Print Name/Short Print Name				TV Name/TV Initial Name				Scoreboard Name 1/Scoreboard Name 2			
		KIM Young-Duk				Young-Duk Kim		KIM Y.			
		KIM Young-Duk				Y.D. Kim		KIM Y.D.			
106437	Athlete	Ko	Kwang-Yub	M	25 NOV 1972	0.00		KOR	R	106437	
Print Name/Short Print Name				TV Name/TV Initial Name				Scoreboard Name 1/Scoreboard Name 2			
		KO Kwang-Yub				Kwang-Yub Ko		KO K.			
		KO Kwang-Yub				K.Y. Ko		KO K.Y.			
203399	Athlete	Park	Sea-Kyun	M	01 JUN 1971	0.00		KOR	R	203399	
Print Name/Short Print Name				TV Name/TV Initial Name				Scoreboard Name 1/Scoreboard Name 2			
		PARK Sea-Kyun				Sea-Kyun Park		PARK S.			
		PARK Sea-Kyun				S.K. Park		PARK S.K.			
203388	Athlete	Yang	Hun-Mo	M	28 JUN 1972	0.00		KOR	R	203388	
Print Name/Short Print Name				TV Name/TV Initial Name				Scoreboard Name 1/Scoreboard Name 2			
		YANG Hun-Mo				Hun-Mo Yang		YANG H.			
		YANG Hun-Mo				H.M. Yang		YANG H.M.			
527	Coach	In-Chul	Shin	M		0.00		KOR		5270000	
Print Name/Short Print Name				TV Name/TV Initial Name				Scoreboard Name 1/Scoreboard Name 2			
		IN-CHUL Shin				Shin In-Chul		IN-CHUL S.			
		IN-CHUL Shin				S. In-Chul		IN-CHUL S.			
230	Referees 1	Chung	Hak Mo	M	01 JAN 1970	0.00		KOR		0195631	
Print Name/Short Print Name				TV Name/TV Initial Name				Scoreboard Name 1/Scoreboard Name 2			
		CHUNG Hak Mo				Hak Mo Chung		CHUNG H.			
		CHUNG Hak Mo				H.M. Chung		CHUNG H.			
383001	Team	Korea		M		0.00		KOR	R	WBM001KOR1	
Print Name/Short Print Name				TV Name/TV Initial Name				Scoreboard Name 1/Scoreboard Name 2			
		KOREA				Korea		KOREA			
		KOREA				Korea		KOREA			
NPC Code : MEX											
100348	Athlete	Blancas	Luis	M	12 SEP 1977	0.00		MEX	R	100348	
Print Name/Short Print Name				TV Name/TV Initial Name				Scoreboard Name 1/Scoreboard Name 2			
		BLANCAS Luis				Luis Blancas		BLANCAS L.			
		BLANCAS Luis				L. Blancas		BLANCAS L.			
100355	Athlete	Duran	Mauro	M	17 OCT 1964	0.00		MEX	R	100355	
Print Name/Short Print Name				TV Name/TV Initial Name				Scoreboard Name 1/Scoreboard Name 2			
		DURAN Mauro				Mauro Duran		DURAN M.			
		DURAN Mauro				M. Duran		DURAN M.			
100354	Athlete	Hernandez	Gilberto	M	19 MAY 1964	0.00		MEX	R	100354	
Print Name/Short Print Name				TV Name/TV Initial Name				Scoreboard Name 1/Scoreboard Name 2			
		HERNANDEZ Gilberto				Gilberto Hernandez		HERNANDEZ G.			
		HERNANDEZ Gilberto				G. Hernandez		HERNANDEZ			

LEGENDS

G - Gender

R - Right Handed

L - Left Handed

M - Man

W - Woman

ENTRY DATA CHECKLIST



Reference	Function	FAMILY NAME	Given Name	G	Date of Birth	Height m/ft-in	Weight kg/lbs	ISO	R/L	Accreditation	Int. Fed. Number
NPC Code : MEX											
100349	Athlete	Isaias	Armando	M	22 JUN 1963	0.00		MEX	R	100349	
Print Name/Short Print Name				TV Name/TV Initial Name				Scoreboard Name 1/Scoreboard Name 2			
ISAIAS Armando				Armando Isaias				ISAIAS A.			
ISAIAS Armando				A. Isaias				ISAIAS A.			
100826	Athlete	Larraga	Pablo	M	19 JAN 1959	0.00		MEX	R	100826	
Print Name/Short Print Name				TV Name/TV Initial Name				Scoreboard Name 1/Scoreboard Name 2			
LARRAGA Pablo				Pablo Larraga				LARRAGA P.			
LARRAGA Pablo				P. Larraga				LARRAGA P.			
100353	Athlete	Magana	Rigoberto	M	17 AUG 1962	0.00		MEX	R	100353	
Print Name/Short Print Name				TV Name/TV Initial Name				Scoreboard Name 1/Scoreboard Name 2			
MAGANA Rigoberto				Rigoberto Magana				MAGANA R.			
MAGANA Rigoberto				R. Magana				MAGANA R.			
203645	Athlete	Olivas	Julio Cesar	M	20 NOV 1973	0.00		MEX	R	203645	
Print Name/Short Print Name				TV Name/TV Initial Name				Scoreboard Name 1/Scoreboard Name 2			
OLIVAS Julio Cesar				Julio Cesar Olivas				OLIVAS J.C.			
OLIVAS Julio Cesar				J.C. Olivas				OLIVAS JC			
100356	Athlete	Ortega	Raul	M	22 MAR 1971	0.00		MEX	R	100356	
Print Name/Short Print Name				TV Name/TV Initial Name				Scoreboard Name 1/Scoreboard Name 2			
ORTEGA Raul				Raul Ortega				ORTEGA R.			
ORTEGA Raul				R. Ortega				ORTEGA R.			
100827	Athlete	Pulido	Jose	M	04 JUN 1958	0.00		MEX	R	100827	
Print Name/Short Print Name				TV Name/TV Initial Name				Scoreboard Name 1/Scoreboard Name 2			
PULIDO Jose				Jose Pulido				PULIDO J.			
PULIDO Jose				J. Pulido				PULIDO J.			
203644	Athlete	Quevedo	Sergio	M	25 SEP 1978	0.00		MEX	R	203644	
Print Name/Short Print Name				TV Name/TV Initial Name				Scoreboard Name 1/Scoreboard Name 2			
QUEVEDO Sergio				Sergio Quevedo				QUEVEDO S.			
QUEVEDO Sergio				S. Quevedo				QUEVEDO S.			
100346	Athlete	Salvador	Pedro	M	28 JAN 1967	0.00		MEX	R	100346	
Print Name/Short Print Name				TV Name/TV Initial Name				Scoreboard Name 1/Scoreboard Name 2			
SALVADOR Pedro				Pedro Salvador				SALVADOR P.			
SALVADOR Pedro				P. Salvador				SALVADOR P			
100350	Athlete	Zavala	Salvador	M	23 DEC 1972	0.00		MEX	R	100350	
Print Name/Short Print Name				TV Name/TV Initial Name				Scoreboard Name 1/Scoreboard Name 2			
ZAVALA Salvador				Salvador Zavala				ZAVALA S.			
ZAVALA Salvador				S. Zavala				ZAVALA S.			
100752	Athlete	Camara	Rosa	W	25 SEP 1965	0.00		MEX	R	100752	
Print Name/Short Print Name				TV Name/TV Initial Name				Scoreboard Name 1/Scoreboard Name 2			
CAMARA Rosa				Rosa Camara				CAMARA R.			
CAMARA Rosa				R. Camara				CAMARA R.			
100749	Athlete	Fonseca	Olga	W	14 JUN 1968	0.00		MEX	R	100749	
Print Name/Short Print Name				TV Name/TV Initial Name				Scoreboard Name 1/Scoreboard Name 2			
FONSECA Olga				Olga Fonseca				FONSECA O.			
FONSECA Olga				O. Fonseca				FONSECA O.			
100825	Athlete	Garcia	Wendy	W	07 OCT 1980	0.00		MEX	R	100825	
Print Name/Short Print Name				TV Name/TV Initial Name				Scoreboard Name 1/Scoreboard Name 2			
GARCIA Wendy				Wendy Garcia				GARCIA W.			
GARCIA Wendy				W. Garcia				GARCIA W.			

LEGENDS

G - Gender

R - Right Handed

L - Left Handed

M - Man

W - Woman

ENTRY DATA CHECKLIST



Reference	Function	FAMILY NAME	Given Name	G	Date of Birth	Height m/ft-in	Weight kg/lbs	ISO	R/L	Accreditation	Int. Fed. Number
NPC Code : MEX											
100757	Athlete	Herlinda	Rosa	W	18 FEB 1965	0.00		MEX	R	100757	
Print Name/Short Print Name				TV Name/TV Initial Name						Scoreboard Name 1/Scoreboard Name 2	
		HERLINDA Rosa				Rosa Herlinda				HERLINDA R.	
		HERLINDA Rosa				R. Herlinda				HERLINDA R	
100821	Athlete	Lopez	Alma	W	04 OCT 1966	0.00		MEX	R	100821	
Print Name/Short Print Name				TV Name/TV Initial Name						Scoreboard Name 1/Scoreboard Name 2	
		LOPEZ Alma				Alma Lopez				LOPEZ A.	
		LOPEZ Alma				A. Lopez				LOPEZ ALMA	
100753	Athlete	Miranda	Claudia	W	27 MAY 1978	0.00		MEX	R	100753	
Print Name/Short Print Name				TV Name/TV Initial Name						Scoreboard Name 1/Scoreboard Name 2	
		MIRANDA Claudia				Claudia Miranda				MIRANDA C.	
		MIRANDA Claudia				C. Miranda				MIRANDA C.	
100822	Athlete	Montano	Ma. Carmen	W	26 AUG 1970	0.00		MEX	R	100822	
Print Name/Short Print Name				TV Name/TV Initial Name						Scoreboard Name 1/Scoreboard Name 2	
		MONTANO Ma. Carmen				Ma. Carmen Montano				MONTANO M.C.	
		MONTANO Ma. Carmen				M.C. Montano				MONTANO MC	
100750	Athlete	Penaloza	Leticia	W	03 APR 1959	0.00		MEX	R	100750	
Print Name/Short Print Name				TV Name/TV Initial Name						Scoreboard Name 1/Scoreboard Name 2	
		PENALOZA Leticia				Leticia Penaloza				PENALOZA L.	
		PENALOZA Leticia				L. Penaloza				PENALOZA L	
100755	Athlete	Soto	Juana	W	13 MAY 1958	0.00		MEX	R	100755	
Print Name/Short Print Name				TV Name/TV Initial Name						Scoreboard Name 1/Scoreboard Name 2	
		SOTO Juana				Juana Soto				SOTO J.	
		SOTO Juana				J. Soto				SOTO JUANA	
100746	Athlete	Vazquez	Cecilia	W	18 DEC 1965	0.00		MEX	R	100746	
Print Name/Short Print Name				TV Name/TV Initial Name						Scoreboard Name 1/Scoreboard Name 2	
		VAZQUEZ Cecilia				Cecilia Vazquez				VAZQUEZ C.	
		VAZQUEZ Cecilia				C. Vazquez				VAZQUEZ C.	
100748	Athlete	Vazquez	Teresita	W	06 OCT 1961	0.00		MEX	R	100748	
Print Name/Short Print Name				TV Name/TV Initial Name						Scoreboard Name 1/Scoreboard Name 2	
		VAZQUEZ Teresita				Teresita Vazquez				VAZQUEZ T.	
		VAZQUEZ Teresita				T. Vazquez				VAZQUEZ T.	
100751	Athlete	Vazquez Delgadillo	Lucia	W	20 DEC 1965	0.00		MEX	R	100751	
Print Name/Short Print Name				TV Name/TV Initial Name						Scoreboard Name 1/Scoreboard Name 2	
		VAZQUEZ DELGADILLO Lucia				Lucia Vazquez Delgadillo				VAZQUEZ L.	
		VAZQUEZ DELGADILLO L				L. Vazquez Delgadillo				VAZQUEZ	
522	Assis. Coach	Davila	Aaron	M		0.00		MEX		5220000	
Print Name/Short Print Name				TV Name/TV Initial Name						Scoreboard Name 1/Scoreboard Name 2	
		DAVILA Aaron				Aaron Davila				DAVILA A.	
		DAVILA Aaron				A. Davila				DAVILA A.	
533	Assis. Coach	Durand	Sergio	M		0.00		MEX		5330000	
Print Name/Short Print Name				TV Name/TV Initial Name						Scoreboard Name 1/Scoreboard Name 2	
		DURAND Sergio				Sergio Durand				DURAND S.	
		DURAND Sergio				S. Durand				DURAND S.	
523	Assis. Coach	Durand	Sergio	M		0.00		MEX		5230000	
Print Name/Short Print Name				TV Name/TV Initial Name						Scoreboard Name 1/Scoreboard Name 2	
		DURAND Sergio				Sergio Durand				DURAND S.	
		DURAND Sergio				S. Durand				DURAND S.	

LEGENDS

G - Gender

R - Right Handed

L - Left Handed

M - Man

W - Woman

Wheelchair Basketball

Wheelchair Basketball

Wheelchair Basketball

Wheelchair Basketball

Reference	Function	FAMILY NAME	Given Name	G	Date of Birth	Height m/ft-in	Weight kg/lbs	ISO	R/L	Accreditation	Int. Fed. Number
NPC Code : MEX											
532	Assis. Coach	Larraga	Pablo	M		0.00		MEX		5320000	
Print Name/Short Print Name				TV Name/TV Initial Name				Scoreboard Name 1/Scoreboard Name 2			
LARRAGA Pablo				Pablo Larraga				LARRAGA P.			
LARRAGA Pablo				P. Larraga				LARRAGA P.			
521	Coach	Lopez Nino	Alejandro	M		0.00		MEX		5210000	
Print Name/Short Print Name				TV Name/TV Initial Name				Scoreboard Name 1/Scoreboard Name 2			
LOPEZ NINO Alejandro				Alejandro Lopez Nino				LOPEZ NINO A.			
LOPEZ NINO Alejandro				A. Lopez Nino				LOPEZ NINO			
531	Coach	Vergara	Eli	M		0.00		MEX		5310000	
Print Name/Short Print Name				TV Name/TV Initial Name				Scoreboard Name 1/Scoreboard Name 2			
VERGARA Eli				Eli Vergara				VERGARA E.			
VERGARA Eli				E. Vergara				VERGARA E.			
399001	Team	Mexico		M		0.00		MEX	R	WBM001MEX1	
Print Name/Short Print Name				TV Name/TV Initial Name				Scoreboard Name 1/Scoreboard Name 2			
MEXICO				Mexico				MEXICO			
MEXICO				Mexico				MEXICO			
599001	Team	Mexico		W		0.00		MEX	R	WBW001MEX1	
Print Name/Short Print Name				TV Name/TV Initial Name				Scoreboard Name 1/Scoreboard Name 2			
MEXICO				Mexico				MEXICO			
MEXICO				Mexico				MEXICO			
NPC Code : NED											
100607	Athlete	't Lam	Wim	M	01 OCT 1970	0.00		NED	R	100607	
Print Name/Short Print Name				TV Name/TV Initial Name				Scoreboard Name 1/Scoreboard Name 2			
't LAM Wim				Wim 't Lam				'T LAM W.			
't LAM Wim				W. 't Lam				'T LAM WIM			
100603	Athlete	Dettmer	Ruud	M	08 MAR 1970	0.00		NED	R	100603	
Print Name/Short Print Name				TV Name/TV Initial Name				Scoreboard Name 1/Scoreboard Name 2			
DETTMER Ruud				Ruud Dettmer				DETTMER R.			
DETTMER Ruud				R. Dettmer				DETTMER R.			
100602	Athlete	Jansens	Koen	M	05 OCT 1973	0.00		NED	R	100602	
Print Name/Short Print Name				TV Name/TV Initial Name				Scoreboard Name 1/Scoreboard Name 2			
JANSENS Koen				Koen Jansens				JANSENS K.			
JANSENS Koen				K. Jansens				JANSENS K.			
100604	Athlete	Jebari	Mustafa	M	19 MAY 1973	0.00		NED	R	100604	
Print Name/Short Print Name				TV Name/TV Initial Name				Scoreboard Name 1/Scoreboard Name 2			
JEBARI Mustafa				Mustafa Jebari				JEBARI M.			
JEBARI Mustafa				M. Jebari				JEBARI M.			
100612	Athlete	Martens	Rene	M	24 FEB 1969	0.00		NED	R	100612	
Print Name/Short Print Name				TV Name/TV Initial Name				Scoreboard Name 1/Scoreboard Name 2			
MARTENS Rene				Rene Martens				MARTENS R.			
MARTENS Rene				R. Martens				MARTENS R.			
100605	Athlete	Oosterbosch	Mario	M	23 FEB 1978	0.00		NED	R	100605	
Print Name/Short Print Name				TV Name/TV Initial Name				Scoreboard Name 1/Scoreboard Name 2			
OOSTERBOSCH Mario				Mario Oosterbosch				OOSTERBOSCH M.			
OOSTERBOSCH Mario				M. Oosterbosch				OOSTERBOS.			
100609	Athlete	de Goede	Frank	M	02 MAY 1972	0.00		NED	R	100609	
Print Name/Short Print Name				TV Name/TV Initial Name				Scoreboard Name 1/Scoreboard Name 2			
de GOEDE Frank				Frank de Goede				DE GOEDE F.			
de GOEDE Frank				F. de Goede				DE GOEDE F			

LEGENDS

G - Gender

R - Right Handed

L - Left Handed

M - Man

W - Woman

Wheelchair Basketball

Wheelchair Basketball

Wheelchair Basketball

Wheelchair Basketball

ENTRY DATA CHECKLIST



Reference	Function	FAMILY NAME	Given Name	G	Date of Birth	Height m/ft-in	Weight kg/lbs	ISO	R/L	Accreditation	Int. Fed. Number
NPC Code : NED											
100598	Athlete	de Rooij	Anton	M	27 SEP 1967	0.00		NED	R	100598	
Print Name/Short Print Name				TV Name/TV Initial Name				Scoreboard Name 1/Scoreboard Name 2			
		de ROOIJ Anton				Anton de Rooij		DE ROOIJ A.			
		de ROOIJ Anton				A. de Rooij		DE ROOIJ A			
100795	Athlete	van Gent	Arie	M	07 JAN 1969	0.00		NED	R	100795	
Print Name/Short Print Name				TV Name/TV Initial Name				Scoreboard Name 1/Scoreboard Name 2			
		van GENT Arie				Arie van Gent		VAN GENT A.			
		van GENT Arie				A. van Gent		VAN GENT A			
100796	Athlete	van de Bunte	Kees	M	07 JUN 1967	0.00		NED	R	100796	
Print Name/Short Print Name				TV Name/TV Initial Name				Scoreboard Name 1/Scoreboard Name 2			
		van de BUNTE Kees				Kees van de Bunte		VD BUNTE K.			
		van de BUNTE Kees				K. van de Bunte		VAN			
100601	Athlete	van der Linden	Gert Jan	M	04 NOV 1966	0.00		NED	R	100601	
Print Name/Short Print Name				TV Name/TV Initial Name				Scoreboard Name 1/Scoreboard Name 2			
		van der LINDEN Gert Jan				Gert Jan van der Linden		VD LINDEN G.J.			
		van der LINDEN G.J.				G.J. van der Linden		VD LINDEN			
100606	Athlete	van der Werf	Kornelis	M	21 OCT 1968	0.00		NED	R	100606	
Print Name/Short Print Name				TV Name/TV Initial Name				Scoreboard Name 1/Scoreboard Name 2			
		van der WERF Kornelis				Kornelis van der Werf		VD WERF K.			
		van der WERF K.				K. van der Werf		VAN			
100596	Athlete	Garnier	Petra	W	05 NOV 1970	0.00		NED	R	100596	
Print Name/Short Print Name				TV Name/TV Initial Name				Scoreboard Name 1/Scoreboard Name 2			
		GARNIER Petra				Petra Garnier		GARNIER P.			
		GARNIER Petra				P. Garnier		GARNIER P.			
100595	Athlete	Griffioen	Jiske	W	17 APR 1985	0.00		NED	R	100595	
Print Name/Short Print Name				TV Name/TV Initial Name				Scoreboard Name 1/Scoreboard Name 2			
		GRIFFIOEN Jiske				Jiske Griffioen		GRIFFIOEN J.			
		GRIFFIOEN Jiske				J. Griffioen		GRIFFIOEN			
100588	Athlete	Ibrahimi	Achoucha	W	01 JUL 1969	0.00		NED	R	100588	
Print Name/Short Print Name				TV Name/TV Initial Name				Scoreboard Name 1/Scoreboard Name 2			
		IBRAHIMI Achoucha				Achoucha Ibrahimi		IBRAHIMI A.			
		IBRAHIMI Achoucha				A. Ibrahimi		IBRAHIMI A			
100582	Athlete	Jansen	Jennette	W	17 APR 1968	0.00		NED	R	100582	
Print Name/Short Print Name				TV Name/TV Initial Name				Scoreboard Name 1/Scoreboard Name 2			
		JANSEN Jennette				Jennette Jansen		JANSEN J.			
		JANSEN Jennette				J. Jansen		JANSEN J.			
100591	Athlete	Korver	Cher	W	11 AUG 1976	0.00		NED	R	100591	
Print Name/Short Print Name				TV Name/TV Initial Name				Scoreboard Name 1/Scoreboard Name 2			
		KORVER Cher				Cher Korver		KORVER C.			
		KORVER Cher				C. Korver		KORVER C.			
100585	Athlete	Mos	Jose	W	24 FEB 1965	0.00		NED	R	100585	
Print Name/Short Print Name				TV Name/TV Initial Name				Scoreboard Name 1/Scoreboard Name 2			
		MOS Jose				Jose Mos		MOS J.			
		MOS Jose				J. Mos		MOS JOSE			
100589	Athlete	Sanders	Erna	W	31 AUG 1963	0.00		NED	R	100589	
Print Name/Short Print Name				TV Name/TV Initial Name				Scoreboard Name 1/Scoreboard Name 2			
		SANDERS Erna				Erna Sanders		SANDERS E.			
		SANDERS Erna				E. Sanders		SANDERS E.			

LEGENDS

G - Gender

R - Right Handed

L - Left Handed

M - Man

W - Woman

Wheelchair Basketball

Wheelchair Basketball

Wheelchair Basketball

Wheelchair Basketball

Reference	Function	FAMILY NAME	Given Name	G	Date of Birth	Height m/ft-in	Weight kg/lbs	ISO	R/L	Accreditation	Int. Fed. Number
NPC Code : NED											
100586	Athlete	Tiggelman	Inge	W	18 NOV 1967	0.00		NED	R	100586	
		Print Name/Short Print Name		TV Name/TV Initial Name				Scoreboard Name 1/Scoreboard Name 2			
		TIGGELMAN Inge		Inge Tiggelman				TIGGELMAN I.			
		TIGGELMAN Inge		I. Tiggelman				TIGGELMAN			
100590	Athlete	Wevers	Miranda	W	30 MAY 1972	0.00		NED	R	100590	
		Print Name/Short Print Name		TV Name/TV Initial Name				Scoreboard Name 1/Scoreboard Name 2			
		WEVERS Miranda		Miranda Wevers				WEVERS M.			
		WEVERS Miranda		M. Wevers				WEVERS M.			
100583	Athlete	van Leeuwen	Evelyn	W	15 MAY 1972	0.00		NED	R	100583	
		Print Name/Short Print Name		TV Name/TV Initial Name				Scoreboard Name 1/Scoreboard Name 2			
		van LEEUWEN Evelyn		Evelyn van Leeuwen				V LEEUWEN E.			
		van LEEUWEN Evelyn		E. van Leeuwen				VAN			
100593	Athlete	van Veggel	Jeanine	W	27 SEP 1967	0.00		NED	R	100593	
		Print Name/Short Print Name		TV Name/TV Initial Name				Scoreboard Name 1/Scoreboard Name 2			
		van VEGGEL Jeanine		Jeanine van Veggel				VAN VEGGEL J.			
		van VEGGEL Jeanine		J. van Veggel				VAN VEGGEL			
100584	Athlete	van der Laan	Guda	W	03 APR 1958	0.00		NED	R	100584	
		Print Name/Short Print Name		TV Name/TV Initial Name				Scoreboard Name 1/Scoreboard Name 2			
		van der LAAN Guda		Guda van der Laan				VD LAAN G.			
		van der LAAN Guda		G. van der Laan				VAN			
528	Coach	Klerks	Ben	M		0.00		NED		5280000	
		Print Name/Short Print Name		TV Name/TV Initial Name				Scoreboard Name 1/Scoreboard Name 2			
		KLERKS Ben		Ben Klerks				KLERKS B.			
		KLERKS Ben		B. Klerks				KLERKS BEN			
529	Assis. Coach	Makkenze	Henk	M		0.00		NED		5290000	
		Print Name/Short Print Name		TV Name/TV Initial Name				Scoreboard Name 1/Scoreboard Name 2			
		MAKKENZE Henk		Henk Makkenze				MAKKENZE H.			
		MAKKENZE Henk		H. Makkenze				MAKKENZE H			
513	Assis. Coach	Vergoossen	Luc	M		0.00		NED		5130000	
		Print Name/Short Print Name		TV Name/TV Initial Name				Scoreboard Name 1/Scoreboard Name 2			
		VERGOOSSEN Luc		Luc Vergoossen				VERGOOSSEN L.			
		VERGOOSSEN Luc		L. Vergoossen				VERGOOSSEN			
512	Coach	Verheuvél	Rob	M		0.00		NED		5120000	
		Print Name/Short Print Name		TV Name/TV Initial Name				Scoreboard Name 1/Scoreboard Name 2			
		VERHEUVEL Rob		Rob Verheuvél				VERHEUVEL R.			
		VERHEUVEL Rob		R. Verheuvél				VERHEUVEL			
530	Assis. Coach	Schepers	Simone	W		0.00		NED		5300000	
		Print Name/Short Print Name		TV Name/TV Initial Name				Scoreboard Name 1/Scoreboard Name 2			
		SCHEPERS Simone		Simone Schepers				SCHEPERS S.			
		SCHEPERS Simone		S. Schepers				SCHEPERS S			
206	Referees 1	Coppenrath	Ronald	M	01 JAN 1970	0.00		NED		0195607	
		Print Name/Short Print Name		TV Name/TV Initial Name				Scoreboard Name 1/Scoreboard Name 2			
		COPPENRATH Ronald		Ronald Coppenrath				COPPENRATH R.			
		COPPENRATH Ronald		R. Coppenrath				COPPENRATH			
216	Referees 1	Vlug	Theodorus	M		0.00		NED		0195617	
		Print Name/Short Print Name		TV Name/TV Initial Name				Scoreboard Name 1/Scoreboard Name 2			
		VLUG Theodorus		Theodorus Vlug				VLUG T.			
		VLUG Theodorus		T. Vlug				VLUG T.			

LEGENDS

G - Gender

R - Right Handed

L - Left Handed

M - Man

W - Woman

Wheelchair Basketball

Wheelchair Basketball

Wheelchair Basketball

Wheelchair Basketball

ENTRY DATA CHECKLIST



Reference	Function	FAMILY NAME	Given Name	G	Date of Birth	Height m/ft-in	Weight kg/lbs	ISO	R/L	Accreditation	Int. Fed. Number
NPC Code : NED											
210	Referees 1	Wallaart	Edwin	M	01 JAN 1970	0.00		NED		0195611	
Print Name/Short Print Name				TV Name/TV Initial Name				Scoreboard Name 1/Scoreboard Name 2			
WALLAART Edwin				Edwin Wallaart				WALLAART E.			
WALLAART Edwin				E. Wallaart				WALLAART E			
410001	Team	Netherlands		M		0.00		NED	R	WBM001NED1	
Print Name/Short Print Name				TV Name/TV Initial Name				Scoreboard Name 1/Scoreboard Name 2			
NETHERLANDS				Netherlands				NETHERLANDS			
NETHERLANDS				Netherlands				NETHERLAN.			
610001	Team	Netherlands		W		0.00		NED	R	WBW001NED1	
Print Name/Short Print Name				TV Name/TV Initial Name				Scoreboard Name 1/Scoreboard Name 2			
NETHERLANDS				Netherlands				NETHERLANDS			
NETHERLANDS				Netherlands				NETHERLAN.			
NPC Code : RSA											
106614	Athlete	Fleiser	Leon	M	31 MAY 1970	0.00		RSA	R	106614	
Print Name/Short Print Name				TV Name/TV Initial Name				Scoreboard Name 1/Scoreboard Name 2			
FLEISER Leon				Leon Fleiser				FLEISER L.			
FLEISER Leon				L. Fleiser				FLEISER L.			
106615	Athlete	Hartnick	Shaun	M	21 NOV 1973	0.00		RSA	R	106615	
Print Name/Short Print Name				TV Name/TV Initial Name				Scoreboard Name 1/Scoreboard Name 2			
HARTNICK Shaun				Shaun Hartnick				HARTNICK S.			
HARTNICK Shaun				S. Hartnick				HARTNICK S			
106616	Athlete	Houston	James	M	08 SEP 1968	0.00		RSA	R	106616	
Print Name/Short Print Name				TV Name/TV Initial Name				Scoreboard Name 1/Scoreboard Name 2			
HOUSTON James				James Houston				HOUSTON J.			
HOUSTON James				J. Houston				HOUSTON J.			
106617	Athlete	Manyana	Buntu	M	20 AUG 1975	0.00		RSA	R	106617	
Print Name/Short Print Name				TV Name/TV Initial Name				Scoreboard Name 1/Scoreboard Name 2			
MANYANA Buntu				Buntu Manyana				MANYANA B.			
MANYANA Buntu				B. Manyana				MANYANA B.			
106620	Athlete	Nortje	Richard	M	27 OCT 1980	0.00		RSA	R	106620	
Print Name/Short Print Name				TV Name/TV Initial Name				Scoreboard Name 1/Scoreboard Name 2			
NORTJE Richard				Richard Nortje				NORTJE R.			
NORTJE Richard				R. Nortje				NORTJE R.			
106621	Athlete	Oeschger	Kobus	M	10 FEB 1971	0.00		RSA	R	106621	
Print Name/Short Print Name				TV Name/TV Initial Name				Scoreboard Name 1/Scoreboard Name 2			
OESCHGER Kobus				Kobus Oeschger				OESCHGER K.			
OESCHGER Kobus				K. Oeschger				OESCHGER K			
204395	Athlete	Ohn	Aye Htun	M	17 OCT 1976	0.00		RSA	R	204395	
Print Name/Short Print Name				TV Name/TV Initial Name				Scoreboard Name 1/Scoreboard Name 2			
OHN Aye Htun				Aye Htun Ohn				OHN A.			
OHN Aye Htun				A.H. Ohn				OHN A.H.			
204393	Athlete	Papenfus	Marius	M	10 OCT 1977	0.00		RSA	R	204393	
Print Name/Short Print Name				TV Name/TV Initial Name				Scoreboard Name 1/Scoreboard Name 2			
PAPENFUS Marius				Marius Papenfus				PAPENFUS M.			
PAPENFUS Marius				M. Papenfus				PAPENFUS M			
106626	Athlete	Victor	Joppie	M	23 APR 1974	0.00		RSA	R	106626	
Print Name/Short Print Name				TV Name/TV Initial Name				Scoreboard Name 1/Scoreboard Name 2			
VICTOR Joppie				Joppie Victor				VICTOR J.			
VICTOR Joppie				J. Victor				VICTOR J.			

LEGENDS

G - Gender

R - Right Handed

L - Left Handed

M - Man

W - Woman

ENTRY DATA CHECKLIST



Reference	Function	FAMILY NAME	Given Name	G	Date of Birth	Height m/ft-in	Weight kg/lbs	ISO	R/L	Accreditation	Int. Fed. Number
NPC Code : RSA											
204388	Athlete	Waites	Grant	M	13 MAR 1973	0.00		RSA	R	204388	
Print Name/Short Print Name				TV Name/TV Initial Name						Scoreboard Name 1/Scoreboard Name 2	
WAITES Grant				Grant Waites						WAITES G.	
WAITES Grant				G. Waites						WAITES G.	
106627	Athlete	Wessels	Duggie	M	20 JUL 1968	0.00		RSA	R	106627	
Print Name/Short Print Name				TV Name/TV Initial Name						Scoreboard Name 1/Scoreboard Name 2	
WESSELS Duggie				Duggie Wessels						WESSELS D.	
WESSELS Duggie				D. Wessels						WESSELS D.	
106629	Athlete	Williams	Ralph	M	17 DEC 1969	0.00		RSA	R	106629	
Print Name/Short Print Name				TV Name/TV Initial Name						Scoreboard Name 1/Scoreboard Name 2	
WILLIAMS Ralph				Ralph Williams						WILLIAMS R.	
WILLIAMS Ralph				R. Williams						WILLIAMS R	
526	Assis. Coach	Mokone	Simon	M		0.00		RSA		5260000	
Print Name/Short Print Name				TV Name/TV Initial Name						Scoreboard Name 1/Scoreboard Name 2	
MOKONE Simon				Simon Mokone						MOKONE S.	
MOKONE Simon				S. Mokone						MOKONE S.	
525	Assis. Coach	Moorgas	Craig	M		0.00		RSA		5250000	
Print Name/Short Print Name				TV Name/TV Initial Name						Scoreboard Name 1/Scoreboard Name 2	
MOORGAS Craig				Craig Moorgas						MOORGAS C.	
MOORGAS Craig				C. Moorgas						MOORGAS C.	
524	Coach	Moorgas	Shawn	M		0.00		RSA		5240000	
Print Name/Short Print Name				TV Name/TV Initial Name						Scoreboard Name 1/Scoreboard Name 2	
MOORGAS Shawn				Shawn Moorgas						MOORGAS S.	
MOORGAS Shawn				S. Moorgas						MOORGAS S.	
429001	Team	South Africa		M		0.00		RSA	R	WBM001RSA1	
Print Name/Short Print Name				TV Name/TV Initial Name						Scoreboard Name 1/Scoreboard Name 2	
SOUTH AFRICA				South Africa						SOUTH AFRICA	
SOUTH AFRICA				South Africa						SOUTH	
NPC Code : SWE											
100614	Athlete	Ablorh	Enoch	M	28 APR 1972	0.00		SWE	R	100614	
Print Name/Short Print Name				TV Name/TV Initial Name						Scoreboard Name 1/Scoreboard Name 2	
ABLORH Enoch				Enoch Ablorh						ABLORH E.	
ABLORH Enoch				E. Ablorh						ABLORH E.	
100623	Athlete	Akerberg	Thomas	M	15 JUN 1968	0.00		SWE	R	100623	
Print Name/Short Print Name				TV Name/TV Initial Name						Scoreboard Name 1/Scoreboard Name 2	
AKERBERG Thomas				Thomas Akerberg						AKERBERG T.	
AKERBERG Thomas				T. Akerberg						AKERBERG T	
100615	Athlete	Andersson	Lars-Gunnar	M	19 JUL 1957	0.00		SWE	R	100615	
Print Name/Short Print Name				TV Name/TV Initial Name						Scoreboard Name 1/Scoreboard Name 2	
ANDERSSON Lars-Gunnar				Lars-Gunnar Andersson						ANDERSSON L.G.	
ANDERSSON L.G.				L.G. Andersson						ANDERSSON	
100621	Athlete	Berglund	Gunnar	M	04 NOV 1952	0.00		SWE	R	100621	
Print Name/Short Print Name				TV Name/TV Initial Name						Scoreboard Name 1/Scoreboard Name 2	
BERGLUND Gunnar				Gunnar Berglund						BERGLUND G.	
BERGLUND Gunnar				G. Berglund						BERGLUND G	
100799	Athlete	Flensburg	Daniel	M	01 SEP 1971	0.00		SWE	R	100799	
Print Name/Short Print Name				TV Name/TV Initial Name						Scoreboard Name 1/Scoreboard Name 2	
FLENSBURG Daniel				Daniel Flensburg						FLENSBURG D.	
FLENSBURG Daniel				D. Flensburg						FLENSBURG	

LEGENDS

G - Gender

R - Right Handed

L - Left Handed

M - Man

W - Woman

Wheelchair Basketball

Wheelchair Basketball

Wheelchair Basketball

Wheelchair Basketball



Reference	Function	FAMILY NAME	Given Name	G	Date of Birth	Height m/ft-in	Weight kg/lbs	ISO	R/L	Accreditation	Int. Fed. Number
NPC Code : SWE											
100616	Athlete	Gustavsson	Joachim	M	09 DEC 1971	0.00		SWE	R	100616	
Print Name/Short Print Name				TV Name/TV Initial Name				Scoreboard Name 1/Scoreboard Name 2			
GUSTAVSSON Joachim				Joachim Gustavsson				GUSTAVSSON J.			
GUSTAVSSON Joachim				J. Gustavsson				GUSTAVSSON			
100617	Athlete	Haidari	Hussein	M	20 DEC 1978	0.00		SWE	R	100617	
Print Name/Short Print Name				TV Name/TV Initial Name				Scoreboard Name 1/Scoreboard Name 2			
HAIDARI Hussein				Hussein Haidari				HAIDARI H.			
HAIDARI Hussein				H. Haidari				HAIDARI H.			
100622	Athlete	Jameson	Per	M	05 MAR 1962	0.00		SWE	R	100622	
Print Name/Short Print Name				TV Name/TV Initial Name				Scoreboard Name 1/Scoreboard Name 2			
JAMESON Per				Per Jameson				JAMESON P.			
JAMESON Per				P. Jameson				JAMESON P.			
204732	Athlete	Kohlstroem	Peter	M	21 MAY 1975	0.00		SWE	R	204732	
Print Name/Short Print Name				TV Name/TV Initial Name				Scoreboard Name 1/Scoreboard Name 2			
KOHLSTROEM Peter				Peter Kohlstroem				KOHLSTROEM P.			
KOHLSTROEM Peter				P. Kohlstroem				KOHLSTROEM			
100619	Athlete	Uhlen	Per	M	05 JUL 1969	0.00		SWE	R	100619	
Print Name/Short Print Name				TV Name/TV Initial Name				Scoreboard Name 1/Scoreboard Name 2			
UHLEN Per				Per Uhlen				UHLEN P.			
UHLEN Per				P. Uhlen				UHLEN PER			
100798	Athlete	Wapner	Christian	M	16 APR 1963	0.00		SWE	R	100798	
Print Name/Short Print Name				TV Name/TV Initial Name				Scoreboard Name 1/Scoreboard Name 2			
WAPNER Christian				Christian Wapner				WAPNER C.			
WAPNER Christian				C. Wapner				WAPNER C.			
100620	Athlete	Wegeborn	Stefan	M	14 SEP 1965	0.00		SWE	R	100620	
Print Name/Short Print Name				TV Name/TV Initial Name				Scoreboard Name 1/Scoreboard Name 2			
WEGEBORN Stefan				Stefan Wegeborn				WEGEBORN S.			
WEGEBORN Stefan				S. Wegeborn				WEGEBORN S			
519	Coach	Karlsson	Kjell	M		0.00		SWE		5190000	
Print Name/Short Print Name				TV Name/TV Initial Name				Scoreboard Name 1/Scoreboard Name 2			
KARLSSON Kjell				Kjell Karlsson				KARLSSON K.			
KARLSSON Kjell				K. Karlsson				KARLSSON K			
520	Assis. Coach	Stavegren	Joakim	M		0.00		SWE		5200000	
Print Name/Short Print Name				TV Name/TV Initial Name				Scoreboard Name 1/Scoreboard Name 2			
STAVEGREN Joakim				Joakim Stavegren				STAVEGREN J.			
STAVEGREN Joakim				J. Stavegren				STAVEGREN			
213	Referees 1	Behre	Christofer	M	01 JAN 1970	0.00		SWE		0195614	
Print Name/Short Print Name				TV Name/TV Initial Name				Scoreboard Name 1/Scoreboard Name 2			
BEHRE Christofer				Christofer Behre				BEHRE C.			
BEHRE Christofer				C. Behre				BEHRE C.			
442001	Team	Sweden		M		0.00		SWE	R	WBM001SWE1	
Print Name/Short Print Name				TV Name/TV Initial Name				Scoreboard Name 1/Scoreboard Name 2			
SWEDEN				Sweden				SWEDEN			
SWEDEN				Sweden				SWEDEN			
NPC Code : USA											
100693	Athlete	Barber	Eric	M	07 DEC 1970	0.00		USA	R	100693	
Print Name/Short Print Name				TV Name/TV Initial Name				Scoreboard Name 1/Scoreboard Name 2			
BARBER Eric				Eric Barber				BARBER E.			
BARBER Eric				E. Barber				BARBER E.			

LEGENDS

G - Gender

R - Right Handed

L - Left Handed

M - Man

W - Woman

ENTRY DATA CHECKLIST



Reference	Function	FAMILY NAME	Given Name	G	Date of Birth	Height m/ft-in	Weight kg/lbs	ISO	R/L	Accreditation	Int. Fed. Number
NPC Code : USA											
205260	Athlete	Bell	Curtis	M	25 JUL 1953	0.00		USA	R	205260	
Print Name/Short Print Name				TV Name/TV Initial Name				Scoreboard Name 1/Scoreboard Name 2			
BELL Curtis				Curtis Bell				BELL C.			
BELL Curtis				C. Bell				BELL C.			
205251	Athlete	Gill Jr	Chuck	M	28 DEC 1963	0.00		USA	R	205251	
Print Name/Short Print Name				TV Name/TV Initial Name				Scoreboard Name 1/Scoreboard Name 2			
GILL JR Chuck				Chuck Gill Jr				GILL JR C.			
GILL JR Chuck				C. Gill Jr				GILL JR C.			
100700	Athlete	Glasbrenner	Jeffrey James	M	20 JAN 1973	0.00		USA	R	100700	
Print Name/Short Print Name				TV Name/TV Initial Name				Scoreboard Name 1/Scoreboard Name 2			
GLASBRENNER Jeffrey James				Jeffrey James Glasbrenner				GLASBRENNER J.			
GLASBRENNER J.J.				J.J. Glasbrenner				GLASBRENN.			
205135	Athlete	Hernandez	William	M	17 JUL 1970	0.00		USA	R	205135	
Print Name/Short Print Name				TV Name/TV Initial Name				Scoreboard Name 1/Scoreboard Name 2			
HERNANDEZ William				William Hernandez				HERNANDEZ W.			
HERNANDEZ William				W. Hernandez				HERNANDEZ			
205261	Athlete	Johnson	Larry	M	06 DEC 1963	0.00		USA	R	205261	
Print Name/Short Print Name				TV Name/TV Initial Name				Scoreboard Name 1/Scoreboard Name 2			
JOHNSON Larry				Larry Johnson				JOHNSON L.			
JOHNSON Larry				L. Johnson				JOHNSON L.			
100708	Athlete	Juette	Melvin Sean	M	18 MAY 1969	0.00		USA	R	100708	
Print Name/Short Print Name				TV Name/TV Initial Name				Scoreboard Name 1/Scoreboard Name 2			
JUETTE Melvin Sean				Melvin Sean Juette				JUETTE M.S.			
JUETTE Melvin Sean				M.S. Juette				JUETTE MS			
100711	Athlete	Kiley	David Paul	M	30 APR 1953	0.00		USA	R	100711	
Print Name/Short Print Name				TV Name/TV Initial Name				Scoreboard Name 1/Scoreboard Name 2			
KILEY David Paul				David Paul Kiley				KILEY D.P.			
KILEY David Paul				D.P. Kiley				KILEY D.P.			
100696	Athlete	Schlappi	Mike Palmer	M	14 DEC 1962	0.00		USA	R	100696	
Print Name/Short Print Name				TV Name/TV Initial Name				Scoreboard Name 1/Scoreboard Name 2			
SCHLAPPI Mike Palmer				Mike Palmer Schlappi				SCHLAPPI M.P.			
SCHLAPPI Mike Palmer				M.P. Schlappi				SCHLAPPI M			
100698	Athlete	Schulte	Paul	M	05 MAR 1979	0.00		USA	R	100698	
Print Name/Short Print Name				TV Name/TV Initial Name				Scoreboard Name 1/Scoreboard Name 2			
SCHULTE Paul				Paul Schulte				SCHULTE P.			
SCHULTE Paul				P. Schulte				SCHULTE P.			
100705	Athlete	Tew	Steve	M	27 SEP 1978	0.00		USA	R	100705	
Print Name/Short Print Name				TV Name/TV Initial Name				Scoreboard Name 1/Scoreboard Name 2			
TEW Steve				Steve Tew				TEW S.			
TEW Steve				S. Tew				TEW STEVE			
100709	Athlete	Waller	William Henry	M	05 OCT 1973	0.00		USA	R	100709	
Print Name/Short Print Name				TV Name/TV Initial Name				Scoreboard Name 1/Scoreboard Name 2			
WALLER William Henry				William Henry Waller				WALLER W.H.			
WALLER William Henry				W.H. Waller				WALLER WH			
106464	Athlete	Brandenburg	Teresa	W	09 FEB 1975	0.00		USA	R	106464	
Print Name/Short Print Name				TV Name/TV Initial Name				Scoreboard Name 1/Scoreboard Name 2			
BRANDENBURG Teresa				Teresa Brandenburg				BRANDENBURG T.			
BRANDENBURG Teresa				T. Brandenburg				BRANDENBU.			

LEGENDS

G - Gender

R - Right Handed

L - Left Handed

M - Man

W - Woman

Wheelchair Basketball

Wheelchair Basketball

Wheelchair Basketball

Wheelchair Basketball

ENTRY DATA CHECKLIST



Reference	Function	FAMILY NAME	Given Name	G	Date of Birth	Height m/ft-in	Weight kg/lbs	ISO	R/L	Accreditation	Int. Fed. Number
NPC Code : USA											
205138	Athlete	Cisneros	Patricia	W	12 NOV 1977	0.00		USA	R	205138	
Print Name/Short Print Name				TV Name/TV Initial Name				Scoreboard Name 1/Scoreboard Name 2			
CISNEROS Patricia				Patricia Cisneros				CISNEROS P.			
CISNEROS Patricia				P. Cisneros				CISNEROS P			
205139	Athlete	Crawford	Janna Lynnette	W	18 NOV 1974	0.00		USA	R	205139	
Print Name/Short Print Name				TV Name/TV Initial Name				Scoreboard Name 1/Scoreboard Name 2			
CRAWFORD Janna Lynnette				Janna Lynnette Crawford				CRAWFORD J.L.			
CRAWFORD J.L.				J.L. Crawford				CRAWFORD J			
205141	Athlete	Howitt	Jennifer	W	07 FEB 1982	0.00		USA	R	205141	
Print Name/Short Print Name				TV Name/TV Initial Name				Scoreboard Name 1/Scoreboard Name 2			
HOWITT Jennifer				Jennifer Howitt				HOWITT J.			
HOWITT Jennifer				J. Howitt				HOWITT J.			
100706	Athlete	Johnson	Josie	W	31 JUL 1974	0.00		USA	R	100706	
Print Name/Short Print Name				TV Name/TV Initial Name				Scoreboard Name 1/Scoreboard Name 2			
JOHNSON Josie				Josie Johnson				JOHNSON J.			
JOHNSON Josie				J. Johnson				JOHNSON J.			
205143	Athlete	Nibley	Miriam	W	15 JUL 1977	0.00		USA	R	205143	
Print Name/Short Print Name				TV Name/TV Initial Name				Scoreboard Name 1/Scoreboard Name 2			
NIBLEY Miriam				Miriam Nibley				NIBLEY M.			
NIBLEY Miriam				M. Nibley				NIBLEY M.			
106453	Athlete	Ripp	Christina	W	31 JUL 1980	0.00		USA	R	106453	
Print Name/Short Print Name				TV Name/TV Initial Name				Scoreboard Name 1/Scoreboard Name 2			
RIPP Christina				Christina Ripp				RIPP C.			
RIPP Christina				C. Ripp				RIPP C.			
205144	Athlete	Rodriguez	Alma	W	06 SEP 1967	0.00		USA	R	205144	
Print Name/Short Print Name				TV Name/TV Initial Name				Scoreboard Name 1/Scoreboard Name 2			
RODRIGUEZ Alma				Alma Rodriguez				RODRIGUEZ A.			
RODRIGUEZ Alma				A. Rodriguez				RODRIGUEZ			
205145	Athlete	Stump	Jana Ashley	W	11 FEB 1975	0.00		USA	R	205145	
Print Name/Short Print Name				TV Name/TV Initial Name				Scoreboard Name 1/Scoreboard Name 2			
STUMP Jana Ashley				Jana Ashley Stump				STUMP J.A.			
STUMP Jana Ashley				J.A. Stump				STUMP J.A.			
100703	Athlete	Tanberg	Bobbi	W	26 FEB 1969	0.00		USA	R	100703	
Print Name/Short Print Name				TV Name/TV Initial Name				Scoreboard Name 1/Scoreboard Name 2			
TANBERG Bobbi				Bobbi Tanberg				TANBERG B.			
TANBERG Bobbi				B. Tanberg				TANBERG B.			
205146	Athlete	Thompson	Ann Walters	W	19 MAY 1969	0.00		USA	R	205146	
Print Name/Short Print Name				TV Name/TV Initial Name				Scoreboard Name 1/Scoreboard Name 2			
THOMPSON Ann Walters				Ann Walters Thompson				THOMPSON A.W.			
THOMPSON Ann Walters				A.W. Thompson				THOMPSON A			
205147	Athlete	Verst	Amy	W	09 MAY 1968	0.00		USA	R	205147	
Print Name/Short Print Name				TV Name/TV Initial Name				Scoreboard Name 1/Scoreboard Name 2			
VERST Amy				Amy Verst				VERST A.			
VERST Amy				A. Verst				VERST AMY			
550	Coach	Brasile	Frank	M		0.00		USA		5500000	
Print Name/Short Print Name				TV Name/TV Initial Name				Scoreboard Name 1/Scoreboard Name 2			
BRASILE Frank				Frank Brasile				BRASILE F.			
BRASILE Frank				F. Brasile				BRASILE F.			

LEGENDS

G - Gender

R - Right Handed

L - Left Handed

M - Man

W - Woman

Wheelchair Basketball

Wheelchair Basketball

Wheelchair Basketball

Wheelchair Basketball

ENTRY DATA CHECKLIST



Reference	Function	FAMILY NAME	Given Name	G	Date of Birth	Height m/ft-in	Weight kg/lbs	ISO	R/L	Accreditation	Int. Fed. Number
NPC Code : USA											
510	Assis. Coach	Burns	Frank	M		0.00		USA		5100000	
Print Name/Short Print Name				TV Name/TV Initial Name				Scoreboard Name 1/Scoreboard Name 2			
BURNS Frank				Frank Burns				BURNS F.			
BURNS Frank				F. Burns				BURNS F.			
509	Coach	Byrnes	Dan	M		0.00		USA		5090000	
Print Name/Short Print Name				TV Name/TV Initial Name				Scoreboard Name 1/Scoreboard Name 2			
BYRNES Dan				Dan Byrnes				BYRNES D.			
BYRNES Dan				D. Byrnes				BYRNES DAN			
551	Assis. Coach	Lykins	Ron	M		0.00		USA		5510000	
Print Name/Short Print Name				TV Name/TV Initial Name				Scoreboard Name 1/Scoreboard Name 2			
LYKINS Ron				Ron Lykins				LYKINS R.			
LYKINS Ron				R. Lykins				LYKINS RON			
511	Assis. Coach	Phillips	Mo	M		0.00		USA		5110000	
Print Name/Short Print Name				TV Name/TV Initial Name				Scoreboard Name 1/Scoreboard Name 2			
PHILLIPS Mo				Mo Phillips				PHILLIPS M.			
PHILLIPS Mo				M. Phillips				PHILLIPS M			
552	Assis. Coach	Chynoweth	Tracy	W		0.00		USA		5520000	
Print Name/Short Print Name				TV Name/TV Initial Name				Scoreboard Name 1/Scoreboard Name 2			
CHYNOWETH Tracy				Tracy Chynoweth				CHYNOWETH T.			
CHYNOWETH Tracy				T. Chynoweth				CHYNOWETH			
215	Referees 1	Burford	Jonathon	M	01 JAN 1970	0.00		USA		0195616	
Print Name/Short Print Name				TV Name/TV Initial Name				Scoreboard Name 1/Scoreboard Name 2			
BURFORD Jonathon				Jonathon Burford				BURFORD J.			
BURFORD Jonathon				J. Burford				BURFORD J.			
224	Referees 1	Gonzales	Anthony	M	01 JAN 1970	0.00		USA		0195625	
Print Name/Short Print Name				TV Name/TV Initial Name				Scoreboard Name 1/Scoreboard Name 2			
GONZALES Anthony				Anthony Gonzales				GONZALES A.			
GONZALES Anthony				A. Gonzales				GONZALES A			
201	Referees 1	Szyman	Robert	M	01 JAN 1970	0.00		USA		0195602	
Print Name/Short Print Name				TV Name/TV Initial Name				Scoreboard Name 1/Scoreboard Name 2			
SZYMAN Robert				Robert Szyman				SZYMAN R.			
SZYMAN Robert				R. Szyman				SZYMAN R.			
203	Referees 1	Thiboutot	Armand	M	01 JAN 1970	0.00		USA		0195604	
Print Name/Short Print Name				TV Name/TV Initial Name				Scoreboard Name 1/Scoreboard Name 2			
THIBOUTOT Armand				Armand Thiboutot				THIBOUTOT A.			
THIBOUTOT Armand				A. Thiboutot				THIBOUTOT			
457001	Team	United States		M		0.00		USA	R	WBM001USA1	
Print Name/Short Print Name				TV Name/TV Initial Name				Scoreboard Name 1/Scoreboard Name 2			
UNITED STATES				United States				UNITED STATES			
UNITED STATES				United States				UNITED			
657001	Team	United States		W		0.00		USA	R	WBW001USA1	
Print Name/Short Print Name				TV Name/TV Initial Name				Scoreboard Name 1/Scoreboard Name 2			
UNITED STATES				United States				UNITED STATES			
UNITED STATES				United States				UNITED			

LEGENDS

G - Gender

R - Right Handed

L - Left Handed

M - Man

W - Woman

Wheelchair Basketball

Wheelchair Basketball

Wheelchair Basketball

Wheelchair Basketball

PRNWB0000000D.00053A 00101809:19V010

NPC	EVENT	Ord.	PIN No	BIB No	Yr	Height	Grp	Co.	NAME	Gender	POS.	KEY No	SCR No
Australia	MEQUXX	1	0				AUS		AUSTRALIA	M			
		1	100640	4	79	.	AUS	1	PORTER Shane	M	A	1	1
		1	100644	5	75	.	AUS	2	SACHS Troy	M	F	2	2
		1	100633	6	65	.	AUS	3	GOULD David	M	A	3	3
		1	100627	7	62	.	AUS	4	BLYTHE Sandy	M	E	4	4
		1	100801	8	82	.	AUS	5	GROENEWEGEN Shaun	M		5	5
		1	100635	9	53	.	AUS	6	McFAWN Michael	M		6	6
		1	100637	10	71	.	AUS	7	MORRIS Nick	M		7	7
		1	100634	11	58	.	AUS	8	HEWSON Gerry	M		8	8
		1	100641	12	73	.	AUS	9	QUINN Brook	M		9	9
		1	100626	13	61	.	AUS	10	ANDREWS Troy	M		10	10
		1	100370	14	71	.	AUS	11	KING Adrian	M		11	11
		1	100638	15	74	.	AUS	12	NESS Brad	M		12	12

WEQUXX	2	0					AUS		AUSTRALIA	W			
	2	100625	4	66	.		AUS	1	ADAMS Julianne	W	A	1	1
	2	200138	5	72	.		AUS	2	MOSELY Alison	W	C	2	2
	2	100631	6	76	.		AUS	3	DUNN Mellissa	W	A	3	3
	2	100632	7	62	.		AUS	4	FARRELL Karen	W	A	4	4
	2	100643	8	71	.		AUS	5	ROMEO Nadya	W	A	5	5
	2	100645	9	69	.		AUS	6	TESCH Liesl	W	B	6	6
	2	200139	10	66	.		AUS	7	SLANN Sharon	W	B	7	7
	2	100642	11	63	.		AUS	8	RITCHIE Donna	W	F	8	8
	2	100628	12	64	.		AUS	9	CARTER Amanda	W	B	9	9
	2	100639	13	67	.		AUS	10	O'NION Lisa	W	A	10	10
	2	100629	14	65	.		AUS	11	COGHLAN Paula	W	B	11	11
	2	100646	15	72	.		AUS	12	WEBB Jane	W	A	12	12

Canada	MEQUXX	1	0				CAN		CANADA	M			
		1	100559	4	68	.	CAN	1	DUREPOS Dave	M	G	1	1
		1	100564	5	55	.	CAN	2	HENDERSON Roy	M	B	2	2
		1	100581	6	71	.	CAN	3	TREUER James	M	B	3	3
		1	100557	7	73	.	CAN	4	DENNIS Jeff	M	A	4	4
		1	100565	8	75	.	CAN	5	JOHNSON Joey	M	C	5	5
		1	100571	9	73	.	CAN	6	NORTON Ross	M	B	6	6
		1	200856	10	70	.	CAN	7	HALL Ken	M	B	7	7
		1	100551	11	70	.	CAN	8	BORISOFF Jaimie	M	F	8	8
		1	100549	12	79	.	CAN	9	ANDERSON Patrick	M	C	9	9
		1	100805	13	77	.	CAN	10	STOUTENBURG Chris	M	A	10	10
		1	100561	14	80	.	CAN	11	GAERTNER Travis	M	A	11	11
		1	100573	15	72	.	CAN	12	PETER Richard	M	A	12	12

Wheelchair Basketball

Wheelchair Basketball

Wheelchair Basketball

Wheelchair Basketball

NPC	EVENT	Ord.	PIN No	BIB No	Yr	Height	Grp	Co.	NAME	Gender	POS.	KEY No	SCR No
Canada	WEQUXX	2	0					CAN	CANADA	W			
		2	100567	4	75			CAN	1 KREMPIEN Jennifer	W	A	1	1
		2	100547	5	65	.		CAN	2 ABBOTT Marni	W	A	2	2
		2	100572	6	65	.		CAN	3 OHAMA Kendra	W	B	3	3
		2	100574	7	70	.		CAN	4 PETERS Marnie	W	A	4	4
		2	100556	8	68	.		CAN	5 DEL COLLE Renee	W	C	5	5
		2	100550	9	60	.		CAN	6 BENOIT Chantal	W	B	6	6
		2	100578	10	74			CAN	7 STILWELL Michelle	W	A	7	7
		2	100575	11	72			CAN	8 PETTINICCHI Sabrina	W	A	8	8
		2	100560	12	74	.		CAN	9 FERGUSON Tracey	W	B	9	9
		2	100576	13	66	.		CAN	10 RADKE Lori	W	B	10	10
		2	100568	14	58	.		CAN	11 KUTROWSKI Linda	W	G	11	11
		2	100566	15	64	.		CAN	12 KELLY Jo	W	B	12	12

France	MEQUXX	1	0					FRA	FRANCE	M			
		1	100768	4	70	.		FRA	1 SALLEM Riadh	M	A	1	1
		1	100769	5	66			FRA	2 ABOUKIR Jean-Denis	M	A	2	2
		1	100774	6	71	.		FRA	3 LIBMAN Bertrand	M	B	3	3
		1	201791	7	76	.		FRA	4 COURNEIL Jerome	M	A	4	4
		1	201792	8	66	.		FRA	5 BOUSTILA Ouahid	M	C	5	5
		1	100770	9	67			FRA	6 FAHRASMANE Mario	M	F	6	6
		1	100771	10	75	.		FRA	7 GUYOT Frederic	M	A	7	7
		1	100772	11	64	.		FRA	8 THEREZO Jose	M	B	8	8
		1	201793	12	80	.		FRA	9 HAMELIN David	M	A	9	9
		1	100773	13	75	.		FRA	10 DIXNEUF Lionel	M	B	10	10
		1	100812	14	60	.		FRA	11 BAYE Philippe	M	C	11	11
		1	100775	15	72			FRA	12 LAFFONT Jean Pascal	M	A	12	12

Great Britain	MEQUXX	1	0					GBR	GREAT BRITAIN	M			
		1	100651	4	65	.		GBR	1 CAINE Steve	M	A	1	1
		1	100662	5	68	.		GBR	2 THOMAS Sinclair	M	B	2	2
		1	100654	6	63	.		GBR	3 HAYES Kevin	M	A	3	3
		1	100853	7	83	.		GBR	4 BYWATER Terry	M	B	4	4
		1	100658	8	68	.		GBR	5 MUNN Simon	M	H	5	5
		1	100659	9	77			GBR	6 POLLOCK Jonathan	M	A	6	6
		1	100647	10	73	.		GBR	7 ADEPITAN Ade	M	A	7	7
		1	100657	11	64	.		GBR	8 JOHNSON Dan	M	A	8	8
		1	100648	12	72	.		GBR	9 BLAKE Andrew	M	B	9	9
		1	100655	13	71	.		GBR	10 HOWLEY Fred	M	C	10	10
		1	100660	14	64	.		GBR	11 PRICE Colin	M	A	11	11
		1	100649	15	68	.		GBR	12 BRAMLEY David	M	B	12	12

Wheelchair Basketball

Wheelchair Basketball

Wheelchair Basketball

Wheelchair Basketball

NPC	EVENT	Ord.	PIN No	BIB No	Yr	Height	Grp	Co.	NAME	Gender	POS.	KEY No	SCR No
Great Britain	WEQUXX	2	0				GBR		GREAT BRITAIN	W			
		2	100858	4	68	.	GBR	1	O'DRISCOLL B.	W	A	1	1
		2	202073	5	84	.	GBR	2	BURRETT Sarah	W	A	2	2
		2	100668	6	79	.	GBR	3	STRANGE Clare	W	A	3	3
		2	100663	7	67	.	GBR	4	LARGEN Georgina	W	B	4	4
		2	100664	8	73	.	GBR	5	WILD Ann	W	F	5	5
		2	100666	9	83	.	GBR	6	RIDLEY Jenny	W	A	6	6
		2	100667	10	68	.	GBR	7	BAILLIE Sarah	W	B	7	7
		2	100670	11	70	.	GBR	8	FOX Jill	W	A	8	8
		2	100672	12	72	.	GBR	9	JACKSON Anna	W	B	9	9
		2	100860	13	73	.	GBR	10	SMALL Kristina	W	C	10	10
		2	100859	14	59		GBR	11	VANDERSTEEN Nicola	W	C	11	11
		2	100673	15	75	.	GBR	12	McLEAN Caroline	W	A	12	12
Germany	MEQUXX	1	0				GER		GERMANY	M			
		1	202233	4	73	.	GER	1	SCHWARZ Ralf	M	C	1	1
		1	100676	5	65	.	GER	2	HUEBNER Lars	M	B	2	2
		1	100806	6	71		GER	3	SNIEGOCKI Markus	M	A	3	3
		1	100674	7	67	.	GER	4	FISCHER Thomas	M	B	4	4
		1	100679	8	72	.	GER	5	WIMMERS Guido	M	H	5	5
		1	100675	9	74		GER	6	HABERKORN Markus	M	B	6	6
		1	100677	10	65	.	GER	7	LEONHARDT Joerg	M	B	7	7
		1	100807	11	62	.	GER	8	OTTO Martin	M	C	8	8
		1	100678	12	71	.	GER	9	THALHEIM Dirk	M	A	9	9
		1	100808	13	72	.	GER	10	CHRISTINK Lars	M	A	10	10
		1	100809	14	75	.	GER	11	COSKUN Ahmet	M	A	11	11
		1	100810	15	67	.	GER	12	KOEHLER Dirk	M	C	12	12
WEQUXX	WEQUXX	2	0				GER		GERMANY	W			
		2	100681	4	77		GER	1	DUNSTHEIMER Birgit	W	B	1	1
		2	100733	5	71	.	GER	2	OEZTUERK Cemile	W	A	2	2
		2	100686	6	72	.	GER	3	NGUYEN-THI Nu	W	F	3	3
		2	100684	7	66	.	GER	4	KIRSTE Heidi	W	A	4	4
		2	100682	8	71	.	GER	5	JANUSCH Anja	W	B	5	5
		2	100688	9	74	.	GER	6	SEIFERT Nicole	W	A	6	6
		2	100689	10	66	.	GER	7	THAMM Susanne	W	C	7	7
		2	202232	11	79	.	GER	8	SCHRATZ Nora	W	A	8	8
		2	100685	12	64	.	GER	9	KLEIN Verena	W	A	9	9
		2	202230	13	76	.	GER	10	BLEIFUSS Silke	W	C	10	10
		2	100690	14	69		GER	11	WESEMUELLER Heike	W	C	11	11
		2	100687	15	61	.	GER	12	ROEMELT Susanne	W	A	12	12

Wheelchair Basketball

Wheelchair Basketball

Wheelchair Basketball

Wheelchair Basketball

NPC	EVENT	Ord.	PIN No	BIB No	Yr	Height	Grp	Co.	NAME	Gender	POS.	KEY No	SCR No
Japan	MEQUXX	1	0				JPN		JAPAN	M			
		1	106423	4	64	.	JPN	1	NEGI Shinji	M	F	1	1
		1	106426	5	62		JPN	2	SHINTANI Hirofumi	M	B	2	2
		1	106421	6	71	.	JPN	3	MIYAKE Katsumi	M	B	3	3
		1	203036	7	73	.	JPN	4	SASAKI Katsuya	M	A	4	4
		1	106418	8	70		JPN	5	KORETOMO Keisuke	M	A	5	5
		1	106427	9	73	.	JPN	6	SUGASAWA Takao	M	B	6	6
		1	106416	10	64	.	JPN	7	IWANO Hiroshi	M	A	7	7
		1	106417	11	70	.	JPN	8	JIMBO Yasuhiro	M	C	8	8
		1	203037	12	71	.	JPN	9	KYOYA Kazuyuki	M	A	9	9
		1	203038	13	72		JPN	10	ISHIHARA Masaharu	M	C	10	10
		1	106425	14	71	.	JPN	11	OSHIMA Tomohiko	M	B	11	11
		1	106424	15	71	.	JPN	12	OIKAWA Shinpei	M	A	12	12

WEQUXX	2	0					JPN		JAPAN	W			
	2	100734	4	59	.	JPN	1	TSUKAMOTO Kyoko	W	F	1	1	
	2	100735	5	67	.	JPN	2	YASHIMA Kyoko	W	B	2	2	
	2	100745	6	66	.	JPN	3	UEMURA Chika	W	C	3	3	
	2	100737	7	62	.	JPN	4	SAKO Junko	W	B	4	4	
	2	100738	8	63	.	JPN	5	HORIKAWA Sayuri	W	A	5	5	
	2	100736	9	71	.	JPN	6	TAKABAYASHI Mika	W	A	6	6	
	2	203039	10	71	.	JPN	7	KAWAKAMI Rie	W	B	7	7	
	2	100742	11	70	.	JPN	8	MASHIKO Megumi	W	A	8	8	
	2	100741	12	70	.	JPN	9	TOMORI Hiromi	W	B	9	9	
	2	203040	13	68	.	JPN	10	HIROMICHI Naoko	W	C	10	10	
	2	100744	14	75	.	JPN	11	SOEDA Tomoe	W	B	11	11	
	2	203041	15	64		JPN	12	MINAMIKAWA Sachiko	W	B	12	12	

Korea	MEQUXX	1	0				KOR		KOREA	M			
		1	106433	4	72	.	KOR	1	KIM Ho-Yong	M	B	1	1
		1	106435	5	71	.	KOR	2	KIM Jung-Seob	M	B	2	2
		1	106437	6	72	.	KOR	3	KO Kwang-Yub	M	B	3	3
		1	203387	7	66	.	KOR	4	HAN Jin-Hee	M	A	4	4
		1	106430	8	66	.	KOR	5	IM Chan-Kuw	M	G	5	5
		1	203399	9	71	.	KOR	6	PARK Sea-Kyun	M	A	6	6
		1	106429	10	68	.	KOR	7	HAN Sa-Hyun	M	A	7	7
		1	203400	11	76	.	KOR	8	KIM Chul-Soo	M	C	8	8
		1	106432	12	75	.	KOR	9	KANG Hee-Joon	M	C	9	9
		1	203388	13	72	.	KOR	10	YANG Hun-Mo	M	B	10	10
		1	203389	14	67	.	KOR	11	KIM Young-Duk	M	B	11	11
		1	203402	15	76	.	KOR	12	KIM Ji-Nam	M	C	12	12

NPC	EVENT	Ord.	PIN No	BIB No	Yr	Height	Grp	Co.	NAME	Gender	POS.	KEY No	SCR No
Mexico	MEQUXX	1	0				MEX		MEXICO	M			
		1	100346	4	67	.	MEX	1	SALVADOR Pedro	M	A	1	1
		1	203644	5	78	.	MEX	2	QUEVEDO Sergio	M	A	2	2
		1	100826	6	59	.	MEX	3	LARRAGA Pablo	M	B	3	3
		1	100349	7	63	.	MEX	4	ISAIAS Armando	M	B	4	4
		1	100348	8	77	.	MEX	5	BLANCAS Luis	M	B	5	5
		1	100827	9	58	.	MEX	6	PULIDO Jose	M	B	6	6
		1	203645	10	73		MEX	7	OLIVAS Julio Cesar	M	A	7	7
		1	100353	11	62		MEX	8	MAGANA Rigoberto	M	A	8	8
		1	100354	12	64		MEX	9	HERNANDEZ Gilberto	M	C	9	9
		1	100355	13	64	.	MEX	10	DURAN Mauro	M	B	10	10
		1	100356	14	71	.	MEX	11	ORTEGA Raul	M	H	11	11
		1	100350	15	72	.	MEX	12	ZAVALA Salvador	M	B	12	12

WEQUXX	2	0					MEX		MEXICO	W			
	2	100746	4	65	.		MEX	1	VAZQUEZ Cecilia	W	A	1	1
	2	100821	5	66	.		MEX	2	LOPEZ Alma	W	A	2	2
	2	100748	6	61			MEX	3	VAZQUEZ Teresita	W	F	3	3
	2	100822	7	70			MEX	4	MONTANO Ma. Carmen	W	B	4	4
	2	100750	8	59			MEX	5	PENALOZA Leticia	W	B	5	5
	2	100751	9	65	.		MEX	6	VAZQUEZ DELGADILLO L	W	B	6	6
	2	100752	10	65	.		MEX	7	CAMARA Rosa	W	B	7	7
	2	100753	11	78	.		MEX	8	MIRANDA Claudia	W	C	8	8
	2	100749	12	68	.		MEX	9	FONSECA Olga	W	C	9	9
	2	100755	13	58	.		MEX	10	SOTO Juana	W	A	10	10
	2	100757	14	65	.		MEX	11	HERLINDA Rosa	W	A	11	11
	2	100825	15	80	.		MEX	12	GARCIA Wendy	W	A	12	12

Netherlands	MEQUXX	1	0				NED		NETHERLANDS	M			
		1	100605	4	78		NED	1	OOSTERBOSCH Mario	M	C	1	1
		1	100603	5	70	.	NED	2	DETTMER Ruud	M	B	2	2
		1	100598	6	67	.	NED	3	de ROOIJ Anton	M	B	3	3
		1	100604	7	73	.	NED	4	JEBARI Mustafa	M	A	4	4
		1	100795	8	69	.	NED	5	van GENT Arie	M	B	5	5
		1	100609	9	72	.	NED	6	de GOEDE Frank	M	B	6	6
		1	100601	10	66	.	NED	7	van der LINDEN G.J.	M	F	7	7
		1	100607	11	70	.	NED	8	't LAM Wim	M	C	8	8
		1	100602	12	73	.	NED	9	JANSENS Koen	M	B	9	9
		1	100612	13	69	.	NED	10	MARTENS Rene	M	B	10	10
		1	100796	14	67	.	NED	11	van de BUNTE Kees	M	B	11	11
		1	100606	15	68	.	NED	12	van der WERF K.	M	C	12	12

Wheelchair Basketball

Wheelchair Basketball

Wheelchair Basketball

Wheelchair Basketball

NPC	EVENT	Ord.	PIN No	BIB No	Yr	Height	Grp	Co.	NAME	Gender	POS.	KEY No	SCR No
Netherlands	WEQUXX	2	0				NED		NETHERLANDS	W			
		2	100582	4	68	.	NED	1	JANSEN Jennette	W	B	1	1
		2	100595	5	85	.	NED	2	GRIFFIOEN Jiske	W	B	2	2
		2	100588	6	69		NED	3	IBRAHIMI Achoucha	W	B	3	3
		2	100589	7	63	.	NED	4	SANDERS Erna	W	B	4	4
		2	100586	8	67	.	NED	5	TIGGELMAN Inge	W	B	5	5
		2	100584	9	58		NED	6	van der LAAN Guda	W	F	6	6
		2	100585	10	65	.	NED	7	MOS Jose	W	B	7	7
		2	100591	11	76	.	NED	8	KORVER Cher	W	B	8	8
		2	100590	12	72	.	NED	9	WEVERS Miranda	W	B	9	9
		2	100593	13	67		NED	10	van VEGGEL Jeanine	W	C	10	10
		2	100596	14	70	.	NED	11	GARNIER Petra	W	C	11	11
		2	100583	15	72		NED	12	van LEEUWEN Evelyn	W	B	12	12

South Africa	MEQUXX	1	0				RSA		SOUTH AFRICA	M			
		1	106615	4	73	.	RSA	1	HARTNICK Shaun	M	H	1	1
		1	204395	5	76	.	RSA	2	OHN Aye Htun	M	C	2	2
		1	106614	6	70	.	RSA	3	FLEISER Leon	M	C	3	3
		1	106629	7	69	.	RSA	4	WILLIAMS Ralph	M	B	4	4
		1	204393	8	77	.	RSA	5	PAPENFUS Marius	M	B	5	5
		1	106627	9	68	.	RSA	6	WESSELS Duggie	M	B	6	6
		1	106621	10	71	.	RSA	7	OESCHGER Kobus	M	B	7	7
		1	106616	11	68	.	RSA	8	HOUSTON James	M	A	8	8
		1	106617	12	75	.	RSA	9	MANYANA Buntu	M	A	9	9
		1	204388	13	73	.	RSA	10	WAITES Grant	M	A	10	10
		1	106620	14	80	.	RSA	11	NORTJE Richard	M	A	11	11
		1	106626	15	74	.	RSA	12	VICTOR Joppie	M	A	12	12

Sweden	MEQUXX	1	0				SWE		SWEDEN	M			
		1	100617	4	78	.	SWE	1	H Aidari Hussein	M	A	1	1
		1	100622	5	62	.	SWE	2	JAMESON Per	M	B	2	2
		1	100799	6	71		SWE	3	FLENSBURG Daniel	M	B	3	3
		1	100616	7	71		SWE	4	GUSTAVSSON Joachim	M	C	4	4
		1	100614	8	72	.	SWE	5	ABLORH Enoch	M	A	5	5
		1	100798	9	63		SWE	6	WAPNER Christian	M	A	6	6
		1	100621	10	52	.	SWE	7	BERGLUND Gunnar	M	B	7	7
		1	204732	11	75		SWE	8	KOHLSTROEM Peter	M	C	8	8
		1	100623	12	68	.	SWE	9	AKERBERG Thomas	M	C	9	9
		1	100619	13	69	.	SWE	10	UHLEN Per	M	A	10	10
		1	100620	14	65	.	SWE	11	WEGEBORN Stefan	M	A	11	11
		1	100615	15	57	.	SWE	12	ANDERSSON L.G.	M	H	12	12

Wheelchair Basketball

Wheelchair Basketball

Wheelchair Basketball

Wheelchair Basketball



NPC	EVENT	Ord.	PIN No	BIB No	Yr	Height	Grp	Co.	NAME	Gender	POS.	KEY No	SCR No
United States	MEQUXX	1	0					USA	UNITED STATES	M			
		1	100693	4	70	.		USA 1	BARBER Eric	M	A	1	1
		1	100708	5	69			USA 2	JUETTE Melvin Sean	M	A	2	2
		1	100705	6	78	.		USA 3	TEW Steve	M	B	3	3
		1	205251	7	63	.		USA 4	GILL JR Chuck	M	B	4	4
		1	205135	8	70			USA 5	HERNANDEZ William	M	A	5	5
		1	100709	9	73			USA 6	WALLER William Henry	M	A	6	6
		1	100696	10	62			USA 7	SCHLAPPI Mike Palmer	M	B	7	7
		1	100698	11	79	.		USA 8	SCHULTE Paul	M	A	8	8
		1	100711	12	53			USA 9	KILEY David Paul	M	F	9	9
		1	205260	13	53	.		USA 10	BELL Curtis	M	B	10	10
		1	205261	14	63	.		USA 11	JOHNSON Larry	M	A	11	11
		1	100700	15	73	.		USA 12	GLASBRENNER J.J.	M	A	12	12

WEQUXX	2	0						USA	UNITED STATES	W			
	2	205145	4	75				USA 1	STUMP Jana Ashley	W	A	1	1
	2	205138	5	77				USA 2	CISNEROS Patricia	W	A	2	2
	2	205144	6	67	.			USA 3	RODRIGUEZ Alma	W	B	3	3
	2	205146	7	69				USA 4	THOMPSON Ann Walters	W	A	4	4
	2	205141	8	82	.			USA 5	HOWITT Jennifer	W	A	5	5
	2	106464	9	75				USA 6	BRANDENBURG Teresa	W	A	6	6
	2	100703	10	69	.			USA 7	TANBERG Bobbi	W	B	7	7
	2	205143	11	77	.			USA 8	NIBLEY Miriam	W	A	8	8
	2	106453	12	80	.			USA 9	RIPP Christina	W	A	9	9
	2	100706	13	74	.			USA 10	JOHNSON Josie	W	G	10	10
	2	205139	14	74				USA 11	CRAWFORD J.L.	W	B	11	11
	2	205147	15	68	.			USA 12	VERST Amy	W	B	12	12

Wheelchair Basketball

Wheelchair Basketball

Wheelchair Basketball

Wheelchair Basketball

PRNWB0000000E.00038 00101812:33V010

ENTRY DATA CHECKLIST



Reference	Function	FAMILY NAME	Given Name	G	Date of Birth	Height m/ft-in	Weight kg/lbs	ISO	R/L	Accreditation	Int. Fed. Number
NPC Code : NED											
100607	Athlete	't Lam	Wim	M	01 OCT 1970	0.00		NED	R	100607	
Print Name/Short Print Name				TV Name/TV Initial Name				Scoreboard Name 1/Scoreboard Name 2			
		't LAM Wim				Wim 't Lam		'T LAM W.			
		't LAM Wim				W. 't Lam		'T LAM WIM			
100603	Athlete	Dettmer	Ruud	M	08 MAR 1970	0.00		NED	R	100603	
Print Name/Short Print Name				TV Name/TV Initial Name				Scoreboard Name 1/Scoreboard Name 2			
		DETTMER Ruud				Ruud Dettmer		DETTMER R.			
		DETTMER Ruud				R. Dettmer		DETTMER R.			
100602	Athlete	Jansens	Koen	M	05 OCT 1973	0.00		NED	R	100602	
Print Name/Short Print Name				TV Name/TV Initial Name				Scoreboard Name 1/Scoreboard Name 2			
		JANSENS Koen				Koen Jansens		JANSENS K.			
		JANSENS Koen				K. Jansens		JANSENS K.			
100604	Athlete	Jebari	Mustafa	M	19 MAY 1973	0.00		NED	R	100604	
Print Name/Short Print Name				TV Name/TV Initial Name				Scoreboard Name 1/Scoreboard Name 2			
		JEBARI Mustafa				Mustafa Jebari		JEBARI M.			
		JEBARI Mustafa				M. Jebari		JEBARI M.			
100612	Athlete	Martens	Rene	M	24 FEB 1969	0.00		NED	R	100612	
Print Name/Short Print Name				TV Name/TV Initial Name				Scoreboard Name 1/Scoreboard Name 2			
		MARTENS Rene				Rene Martens		MARTENS R.			
		MARTENS Rene				R. Martens		MARTENS R.			
100605	Athlete	Oosterbosch	Mario	M	23 FEB 1978	0.00		NED	R	100605	
Print Name/Short Print Name				TV Name/TV Initial Name				Scoreboard Name 1/Scoreboard Name 2			
		OOSTERBOSCH Mario				Mario Oosterbosch		OOSTERBOSCH M.			
		OOSTERBOSCH Mario				M. Oosterbosch		OOSTERBOS.			
100609	Athlete	de Goede	Frank	M	02 MAY 1972	0.00		NED	R	100609	
Print Name/Short Print Name				TV Name/TV Initial Name				Scoreboard Name 1/Scoreboard Name 2			
		de GOEDE Frank				Frank de Goede		DE GOEDE F.			
		de GOEDE Frank				F. de Goede		DE GOEDE F			
100598	Athlete	de Rooij	Anton	M	27 SEP 1967	0.00		NED	R	100598	
Print Name/Short Print Name				TV Name/TV Initial Name				Scoreboard Name 1/Scoreboard Name 2			
		de ROOIJ Anton				Anton de Rooij		DE ROOIJ A.			
		de ROOIJ Anton				A. de Rooij		DE ROOIJ A			
100795	Athlete	van Gent	Arie	M	07 JAN 1969	0.00		NED	R	100795	
Print Name/Short Print Name				TV Name/TV Initial Name				Scoreboard Name 1/Scoreboard Name 2			
		van GENT Arie				Arie van Gent		VAN GENT A.			
		van GENT Arie				A. van Gent		VAN GENT A			
100796	Athlete	van de Bunte	Kees	M	07 JUN 1967	0.00		NED	R	100796	
Print Name/Short Print Name				TV Name/TV Initial Name				Scoreboard Name 1/Scoreboard Name 2			
		van de BUNTE Kees				Kees van de Bunte		VD BUNTE K.			
		van de BUNTE Kees				K. van de Bunte		VAN			
100601	Athlete	van der Linden	Gert Jan	M	04 NOV 1966	0.00		NED	R	100601	
Print Name/Short Print Name				TV Name/TV Initial Name				Scoreboard Name 1/Scoreboard Name 2			
		van der LINDEN Gert Jan				Gert Jan van der Linden		VD LINDEN G.J.			
		van der LINDEN G.J.				G.J. van der Linden		VD LINDEN			
100606	Athlete	van der Werf	Kornelis	M	21 OCT 1968	0.00		NED	R	100606	
Print Name/Short Print Name				TV Name/TV Initial Name				Scoreboard Name 1/Scoreboard Name 2			
		van der WERF Kornelis				Kornelis van der Werf		VD WERF K.			
		van der WERF K.				K. van der Werf		VAN			

LEGENDS

G - Gender

R - Right Handed

L - Left Handed

M - Man

W - Woman

Wheelchair Basketball

Wheelchair Basketball

Wheelchair Basketball

Wheelchair Basketball

ENTRY DATA CHECKLIST



Reference	Function	FAMILY NAME	Given Name	G	Date of Birth	Height m/ft-in	Weight kg/lbs	ISO	R/L	Accreditation	Int. Fed. Number
NPC Code : NED											
100596	Athlete	Garnier	Petra	W	05 NOV 1970	0.00		NED	R	100596	
Print Name/Short Print Name				TV Name/TV Initial Name				Scoreboard Name 1/Scoreboard Name 2			
GARNIER Petra				Petra Garnier				GARNIER P.			
GARNIER Petra				P. Garnier				GARNIER P.			
100595	Athlete	Griffioen	Jiske	W	17 APR 1985	0.00		NED	R	100595	
Print Name/Short Print Name				TV Name/TV Initial Name				Scoreboard Name 1/Scoreboard Name 2			
GRIFFIOEN Jiske				Jiske Griffioen				GRIFFIOEN J.			
GRIFFIOEN Jiske				J. Griffioen				GRIFFIOEN			
100588	Athlete	Ibrahimi	Achoucha	W	01 JUL 1969	0.00		NED	R	100588	
Print Name/Short Print Name				TV Name/TV Initial Name				Scoreboard Name 1/Scoreboard Name 2			
IBRAHIMI Achoucha				Achoucha Ibrahimi				IBRAHIMI A.			
IBRAHIMI Achoucha				A. Ibrahimi				IBRAHIMI A			
100582	Athlete	Jansen	Jennette	W	17 APR 1968	0.00		NED	R	100582	
Print Name/Short Print Name				TV Name/TV Initial Name				Scoreboard Name 1/Scoreboard Name 2			
JANSEN Jennette				Jennette Jansen				JANSEN J.			
JANSEN Jennette				J. Jansen				JANSEN J.			
100591	Athlete	Korver	Cher	W	11 AUG 1976	0.00		NED	R	100591	
Print Name/Short Print Name				TV Name/TV Initial Name				Scoreboard Name 1/Scoreboard Name 2			
KORVER Cher				Cher Korver				KORVER C.			
KORVER Cher				C. Korver				KORVER C.			
100585	Athlete	Mos	Jose	W	24 FEB 1965	0.00		NED	R	100585	
Print Name/Short Print Name				TV Name/TV Initial Name				Scoreboard Name 1/Scoreboard Name 2			
MOS Jose				Jose Mos				MOS J.			
MOS Jose				J. Mos				MOS JOSE			
100589	Athlete	Sanders	Erna	W	31 AUG 1963	0.00		NED	R	100589	
Print Name/Short Print Name				TV Name/TV Initial Name				Scoreboard Name 1/Scoreboard Name 2			
SANDERS Erna				Erna Sanders				SANDERS E.			
SANDERS Erna				E. Sanders				SANDERS E.			
100586	Athlete	Tiggelman	Inge	W	18 NOV 1967	0.00		NED	R	100586	
Print Name/Short Print Name				TV Name/TV Initial Name				Scoreboard Name 1/Scoreboard Name 2			
TIGGELMAN Inge				Inge Tiggelman				TIGGELMAN I.			
TIGGELMAN Inge				I. Tiggelman				TIGGELMAN			
100590	Athlete	Wevers	Miranda	W	30 MAY 1972	0.00		NED	R	100590	
Print Name/Short Print Name				TV Name/TV Initial Name				Scoreboard Name 1/Scoreboard Name 2			
WEVERS Miranda				Miranda Wevers				WEVERS M.			
WEVERS Miranda				M. Wevers				WEVERS M.			
100583	Athlete	van Leeuwen	Evelyn	W	15 MAY 1972	0.00		NED	R	100583	
Print Name/Short Print Name				TV Name/TV Initial Name				Scoreboard Name 1/Scoreboard Name 2			
van LEEUWEN Evelyn				Evelyn van Leeuwen				V LEEUWEN E.			
van LEEUWEN Evelyn				E. van Leeuwen				VAN			
100593	Athlete	van Veggel	Jeanine	W	27 SEP 1967	0.00		NED	R	100593	
Print Name/Short Print Name				TV Name/TV Initial Name				Scoreboard Name 1/Scoreboard Name 2			
van VEGGEL Jeanine				Jeanine van Veggel				VAN VEGGEL J.			
van VEGGEL Jeanine				J. van Veggel				VAN VEGGEL			
100584	Athlete	van der Laan	Guda	W	03 APR 1958	0.00		NED	R	100584	
Print Name/Short Print Name				TV Name/TV Initial Name				Scoreboard Name 1/Scoreboard Name 2			
van der LAAN Guda				Guda van der Laan				VD LAAN G.			
van der LAAN Guda				G. van der Laan				VAN			

LEGENDS

G - Gender

R - Right Handed

L - Left Handed

M - Man

W - Woman

Wheelchair Basketball

Wheelchair Basketball

Wheelchair Basketball

Wheelchair Basketball



Reference	Function	FAMILY NAME	Given Name	G	Date of Birth	Height m/ft-in	Weight kg/lbs	ISO	R/L	Accreditation	Int. Fed. Number
NPC Code : NED											
528	Coach	Klerks	Ben	M		0.00		NED		5280000	
Print Name/Short Print Name				TV Name/TV Initial Name				Scoreboard Name 1/Scoreboard Name 2			
KLERKS Ben				Ben Klerks				KLERKS B.			
KLERKS Ben				B. Klerks				KLERKS BEN			
529	Assis. Coach	Makkenze	Henk	M		0.00		NED		5290000	
Print Name/Short Print Name				TV Name/TV Initial Name				Scoreboard Name 1/Scoreboard Name 2			
MAKKENZE Henk				Henk Makkenze				MAKKENZE H.			
MAKKENZE Henk				H. Makkenze				MAKKENZE H			
513	Assis. Coach	Vergoossen	Luc	M		0.00		NED		5130000	
Print Name/Short Print Name				TV Name/TV Initial Name				Scoreboard Name 1/Scoreboard Name 2			
VERGOOSSEN Luc				Luc Vergoossen				VERGOOSSEN L.			
VERGOOSSEN Luc				L. Vergoossen				VERGOOSSEN			
512	Coach	Verheuvcl	Rob	M		0.00		NED		5120000	
Print Name/Short Print Name				TV Name/TV Initial Name				Scoreboard Name 1/Scoreboard Name 2			
VERHEUVEL Rob				Rob Verheuvcl				VERHEUVEL R.			
VERHEUVEL Rob				R. Verheuvcl				VERHEUVEL			
530	Assis. Coach	Schepers	Simone	W		0.00		NED		5300000	
Print Name/Short Print Name				TV Name/TV Initial Name				Scoreboard Name 1/Scoreboard Name 2			
SCHEPERS Simone				Simone Schepers				SCHEPERS S.			
SCHEPERS Simone				S. Schepers				SCHEPERS S			
206	Referees 1	Coppenrath	Ronald	M	01 JAN 1970	0.00		NED		0195607	
Print Name/Short Print Name				TV Name/TV Initial Name				Scoreboard Name 1/Scoreboard Name 2			
COPPENRATH Ronald				Ronald Coppenrath				COPPENRATH R.			
COPPENRATH Ronald				R. Coppenrath				COPPENRATH			
216	Referees 1	Vlug	Theodorus	M		0.00		NED		0195617	
Print Name/Short Print Name				TV Name/TV Initial Name				Scoreboard Name 1/Scoreboard Name 2			
VLUG Theodorus				Theodorus Vlug				VLUG T.			
VLUG Theodorus				T. Vlug				VLUG T.			
210	Referees 1	Wallaart	Edwin	M	01 JAN 1970	0.00		NED		0195611	
Print Name/Short Print Name				TV Name/TV Initial Name				Scoreboard Name 1/Scoreboard Name 2			
WALLAART Edwin				Edwin Wallaart				WALLAART E.			
WALLAART Edwin				E. Wallaart				WALLAART E			
410001	Team	Netherlands		M		0.00		NED	R	WBM001NED1	
Print Name/Short Print Name				TV Name/TV Initial Name				Scoreboard Name 1/Scoreboard Name 2			
NETHERLANDS				Netherlands				NETHERLANDS			
NETHERLANDS				Netherlands				NETHERLAN.			
610001	Team	Netherlands		W		0.00		NED	R	WBW001NED1	
Print Name/Short Print Name				TV Name/TV Initial Name				Scoreboard Name 1/Scoreboard Name 2			
NETHERLANDS				Netherlands				NETHERLANDS			
NETHERLANDS				Netherlands				NETHERLAN.			

LEGENDS

G - Gender

R - Right Handed

L - Left Handed

M - Man

W - Woman

PRNWB0000000F.00058 00101812:41V010

TIME TEAMS	PHASE	Match No.	LOCATION	REFEREES
9:30 MEX vs CAN	Preliminary Group A	1	Sydney SuperDome	WALLAART Edwin (NED) RAMOT Itzhack (ISR) VLUG Theodorus (NED)
11:30 KOR vs NED	Preliminary Group B	2	Sydney SuperDome	BRIERE Gilles (CAN) CALIGIURI Gabriele (AUS) BURFORD Jonathon (USA)
14:15 JPN vs AUS	Preliminary Group B	3	Sydney SuperDome	GONZALES Anthony (USA) BHANIA Balwant (GBR) GAUTHIER Sebastien (CAN)
16:15 GBR vs GER	Preliminary Group A	4	Sydney SuperDome	ARNOLD Sharon (AUS) CAMPOS PERIS Sergio (ESP) CHUNG Hak Mo (KOR)
19:00 SWE vs FRA	Preliminary Group B	5	Sydney SuperDome	ESHENKO Vladimer (CAN) OTTO Jorg-ulich (GER) ENGLISH Robert (GBR)
21:00 RSA vs USA	Preliminary Group A	6	Sydney SuperDome	DEWELL Ross (AUS) SCHOENACKER David (FRA) SUGIYAMA Kaneyoshi (JPN)

Wheelchair Basketball

Wheelchair Basketball

Wheelchair Basketball

Wheelchair Basketball

PRNWB00000010.00051 00101812:41V010

Match No: 1

MEX vs CAN

Start Time: 9:30

Referees: WALLAART Edwin (NED)
RAMOT Itzhack (ISR)

VLUG Theodorus (NED)

Mexico (MEX)

No.	Name	Class Points	Age	PPG	FG%	3FG%	FT%	RPG	APG	MPG
4	SALVADOR Pedro	1.0	33							
5	QUEVEDO Sergio	1.0	22							
6	LARRAGA Pablo	4.0	41							
7	ISAIAS Armando	1.0	37							
8	BLANCAS Luis	3.0	23							
9	PULIDO Jose	2.5	42							
10	OLIVAS Julio Cesar	2.0	26							
11	MAGANA Rigoberto	2.5	38							
12	HERNANDEZ Gilberto	4.0	36							
13	DURAN Mauro	3.0	36							
14	ORTEGA Raul (C)	3.5	29							
15	ZAVALA Salvador	4.0	27							
			TEAM	32.5						
Coach		LOPEZ NINO Alejandro								
Assistant Coach		DAVILA Aaron		DURAND Sergio						

Canada (CAN)

No.	Name	Class Points	Age	PPG	FG%	3FG%	FT%	RPG	APG	MPG
4	DUREPOS Dave (C)	3.5	32							
5	HENDERSON Roy	2.0	45							
6	TREUER James	4.5	29							
7	DENNIS Jeff	4.0	27							
8	JOHNSON Joey	4.5	25							
9	NORTON Ross	2.0	27							
10	HALL Ken	2.0	30							
11	BORISOFF Jaimie (C)	1.0	30							
12	ANDERSON Patrick	4.5	21							
13	STOUTENBURG Chris	1.0	23							
14	GAERTNER Travis	3.0	20							
15	PETER Richard	2.5	28							
			TEAM	28.1						
Coach		FROGLEY Michael								
Assistant Coach		BOWES Paul		TONELLO Jerry						

Legend:

(C) : Captain PR : Preliminary Round QF : Quarterfinal SF : Semi-final
 PPG : Points Per Game RPG : Rebounds per Game APG : Assists per Game MPG : Minutes Played per Game
 FT% : Free Throws % FG% : Field Goals % 3FG% : 3 Points Field Goals %

Wheelchair Basketball

PRNWB00000011.00051 00101812:41V010

Match No: 2

KOR vs NED

Start Time: 11:30

Referees: BRIERE Gilles (CAN)
CALIGIURI Gabriele (AUS)

BURFORD Jonathon (USA)

Korea (KOR)

No.	Name	Class Points	Age	PPG	FG%	3FG%	FT%	RPG	APG	MPG
4	KIM Ho-Yong	3.0	28							
5	KIM Jung-Seob	3.0	29							
6	KO Kwang-Yub	2.0	27							
7	HAN Jin-Hee	2.0	33							
8	IM Chan-Kuw (C)	2.5	34							
9	PARK Sea-Kyun	1.5	29							
10	HAN Sa-Hyun	2.5	31							
11	KIM Chul-Soo	4.5	24							
12	KANG Hee-Joon	4.0	25							
13	YANG Hun-Mo	2.5	28							
14	KIM Young-Duk	3.0	33							
15	KIM Ji-Nam	4.0	23							
			TEAM	28.7						
Coach		IN-CHUL Shin								
Assistant Coach										

Netherlands (NED)

No.	Name	Class Points	Age	PPG	FG%	3FG%	FT%	RPG	APG	MPG
4	OOSTERBOSCH Mario	4.0	22							
5	DETTMER Ruud	1.0	30							
6	de ROOIJ Anton	1.0	33							
7	JEBARI Mustafa	3.0	27							
8	van GENT Arie	1.0	31							
9	de GOEDE Frank	2.0	28							
10	van der LINDEN Gert Jan (C)	4.0	33							
11	't LAM Wim	4.0	30							
12	JANSENS Koen	4.0	27							
13	MARTENS Rene	1.5	31							
14	van de BUNTE Kees	4.0	33							
15	van der WERF Kornelis	4.0	31							
			TEAM	29.7						
Coach		VERHEUVEL Rob								
Assistant Coach		VERGOOSSEN Luc								

Legend:

(C) : Captain PR : Preliminary Round QF : Quarterfinal SF : Semi-final
 PPG : Points Per Game RPG : Rebounds per Game APG : Assists per Game MPG : Minutes Played per Game
 FT% : Free Throws % FG% : Field Goals % 3FG% : 3 Points Field Goals %

Wheelchair Basketball

PRNWB00000012.00051 00101812:41V010

Match No: 3

JPN vs AUS

Start Time: 14:15

Referees: GONZALES Anthony (USA)
BHANIA Balwant (GBR)

GAUTHIER Sebastien (CAN)

Japan (JPN)

No.	Name	Class Points	Age	PPG	FG%	3FG%	FT%	RPG	APG	MPG
4	NEGI Shinji (C)	2.0	36							
5	SHINTANI Hirofumi	4.0	38							
6	MIYAKE Katsumi	3.0	29							
7	SASAKI Katsuya	1.5	27							
8	KORETOMO Keisuke	3.0	30							
9	SUGASAWA Takao	4.5	27							
10	IWANO Hiroshi	1.0	36							
11	JIMBO Yasuhiro	3.0	30							
12	KYOYA Kazuyuki	1.0	29							
13	ISHIHARA Masaharu	4.5	28							
14	OSHIMA Tomohiko	4.0	29							
15	OIKAWA Shinpei	4.5	29							
			TEAM							
Coach			KOTAKI Osamu							
Assistant Coach			OGAWA Tomoki				SAITO Nobuaki			

Australia (AUS)

No.	Name	Class Points	Age	PPG	FG%	3FG%	FT%	RPG	APG	MPG
4	PORTER Shane	1.0	21							
5	SACHS Troy (C)	4.5	24							
6	GOULD David	4.5	35							
7	BLYTHE Sandy	2.5	38							
8	GROENEWEGEN Shaun	4.0	18							
9	McFAWN Michael	3.0	47							
10	MORRIS Nick	1.0	29							
11	HEWSON Gerry	1.5	42							
12	QUINN Brook	3.5	27							
13	ANDREWS Troy	1.5	38							
14	KING Adrian	2.0	28							
15	NESS Brad	4.5	25							
			TEAM							
Coach			TURNER Bob							
Assistant Coach			OLIVER Richard				WALKER Michael			

Legend:

(C) : Captain PR : Preliminary Round QF : Quarterfinal SF : Semi-final
 PPG : Points Per Game RPG : Rebounds per Game APG : Assists per Game MPG : Minutes Played per Game
 FT% : Free Throws % FG% : Field Goals % 3FG% : 3 Points Field Goals %

Wheelchair Basketball

PRNWB00000013.00051 00101812:41V010

Match No: 4

GBR vs GER

Start Time: 16:15

Referees: ARNOLD Sharon (AUS)
CAMPOS PERIS Sergio (ESP)

CHUNG Hak Mo (KOR)

Great Britain (GBR)

No.	Name	Class Points	Age	PPG	FG%	3FG%	FT%	RPG	APG	MPG
4	CAINE Steve	2.0	35							
5	THOMAS Sinclair	3.0	31							
6	HAYES Kevin	1.0	37							
7	BYWATER Terry	4.5	17							
8	MUNN Simon (C)	4.0	32							
9	POLLOCK Jonathan	2.5	23							
10	ADEPITAN Ade	2.5	27							
11	JOHNSON Dan	2.5	36							
12	BLAKE Andrew	2.5	28							
13	HOWLEY Fred	4.0	29							
14	PRICE Colin	2.5	36							
15	BRAMLEY David	4.0	31							
			TEAM	30.2						
Coach		TITMUSS David								
Assistant Coach		SMITH Nigel			TOLFREY Vicky					

Germany (GER)

No.	Name	Class Points	Age	PPG	FG%	3FG%	FT%	RPG	APG	MPG
4	SCHWARZ Ralf	4.5	27							
5	HUEBNER Lars	1.5	35							
6	SNIEGOCKI Markus	2.0	29							
7	FISCHER Thomas	1.5	33							
8	WIMMERS Guido (C)	4.5	28							
9	HABERKORN Markus	3.0	26							
10	LEONHARDT Joerg	1.0	35							
11	OTTO Martin	4.5	38							
12	THALHEIM Dirk	2.0	29							
13	CHRISTINK Lars	2.0	28							
14	COSKUN Ahmet	4.0	25							
15	KOEHLER Dirk	4.0	32							
			TEAM	30.4						
Coach		ROEMER Gerd								
Assistant Coach										

Legend:

(C) : Captain **PR** : Preliminary Round **QF** : Quarterfinal **SF** : Semi-final
PPG : Points Per Game **RPG** : Rebounds per Game **APG** : Assists per Game **MPG** : Minutes Played per Game
FT% : Free Throws % **FG%** : Field Goals % **3FG%** : 3 Points Field Goals %

PRNWB00000014.00051 00101812:41V010

Match No: 5

SWE vs FRA

Start Time: 19:00

Referees: ESHENKO Vladimer (CAN)
OTTO Jorg-ulich (GER)

ENGLISH Robert (GBR)

Sweden (SWE)

No.	Name	Class Points	Age	PPG	FG%	3FG%	FT%	RPG	APG	MPG
4	HADARI Hussein	3.0	21							
5	JAMESON Per	1.5	38							
6	FLENSBURG Daniel	2.5	29							
7	GUSTAVSSON Joachim	4.0	28							
8	ABLORH Enoch	4.0	28							
9	WAPNER Christian	1.0	37							
10	BERGLUND Gunnar	4.0	47							
11	KOHLSTROEM Peter	2.5	25							
12	AKERBERG Thomas	3.0	32							
13	UHLEN Per	1.5	31							
14	WEGEBORN Stefan	2.0	35							
15	ANDERSSON Lars-Gunnar (C)	4.0	43							
			TEAM	32.8						
Coach		KARLSSON Kjell								
Assistant Coach		STAVEGREN Joakim								

France (FRA)

No.	Name	Class Points	Age	PPG	FG%	3FG%	FT%	RPG	APG	MPG
4	SALLEM Riadh	1.0	30							
5	ABOUKIR Jean-Denis	2.5	34							
6	LIBMAN Bertrand	3.0	28							
7	COURNEIL Jerome	2.0	24							
8	BOUSTILA Ouahid	4.0	34							
9	FAHRASMANE Mario (C)	4.0	32							
10	GUYOT Frederic	2.0	25							
11	THEREZO Jose	4.5	35							
12	HAMELIN David	2.5	20							
13	DIXNEUF Lionel	3.0	25							
14	BAYE Philippe	4.5	40							
15	LAFFONT Jean Pascal	1.0	28							
			TEAM	29.6						
Coach		SORIANO Jean-Paul								
Assistant Coach		SCHOENACKER Maurice								

Legend:

(C) : Captain PR : Preliminary Round QF : Quarterfinal SF : Semi-final
 PPG : Points Per Game RPG : Rebounds per Game APG : Assists per Game MPG : Minutes Played per Game
 FT% : Free Throws % FG% : Field Goals % 3FG% : 3 Points Field Goals %

Wheelchair Basketball

PRNWB00000015.00051 00101812:41V010

Match No: 6

RSA vs USA

Start Time: 21:00

Referees: DEWELL Ross (AUS)
SCHOENACKER David (FRA)

SUGIYAMA Kaneyoshi (JPN)

South Africa (RSA)

No.	Name	Class Points	Age	PPG	FG%	3FG%	FT%	RPG	APG	MPG
4	HARTNICK Shaun (C)	1.0	26							
5	OHN Aye Htun	2.0	24							
6	FLEISER Leon	1.5	30							
7	WILLIAMS Ralph	2.0	30							
8	PAPENFUS Marius	2.5	23							
9	WESSELS Duggie	2.5	32							
10	OESCHGER Kobus	2.5	29							
11	HOUSTON James	3.0	32							
12	MANYANA Buntu	3.5	25							
13	WAITES Grant	4.0	27							
14	NORTJE Richard	4.5	19							
15	VICTOR Joppie	4.5	26							
			TEAM	26.9						
Coach	MOORGAS Shawn									
Assistant Coach	MOORGAS Craig			MOKONE Simon						

United States of America (USA)

No.	Name	Class Points	Age	PPG	FG%	3FG%	FT%	RPG	APG	MPG
4	BARBER Eric	1.0	29							
5	JUETTE Melvin Sean	2.0	31							
6	TEW Steve	4.0	22							
7	GILL JR Chuck	3.5	36							
8	HERNANDEZ William	2.5	30							
9	WALLER William Henry	3.0	27							
10	SCHLAPPI Mike Palmer	1.5	37							
11	SCHULTE Paul	3.0	21							
12	KILEY David Paul (C)	3.0	47							
13	BELL Curtis	4.5	47							
14	JOHNSON Larry	2.5	36							
15	GLASBRENNER Jeffrey James	4.5	27							
			TEAM	32.5						
Coach	BYRNES Dan									
Assistant Coach	BURNS Frank			PHILLIPS Mo						

Legend:
(C) : Captain **PR** : Preliminary Round **QF** : Quarterfinal **SF** : Semi-final
PPG : Points Per Game **RPG** : Rebounds per Game **APG** : Assists per Game **MPG** : Minutes Played per Game
FT% : Free Throws % **FG%** : Field Goals % **3FG%** : 3 Points Field Goals %

PRNWB00000016.00026 00101812:42V010

PRNWB00000017.00026 00101812:42V010

THU 19 OCT 2000

SYDNEY SUPERDOME

Match No: 2

KOR vs NED

Start Time: 11:30

Referees: BRIERE Gilles (CAN)
CALIGIURI Gabriele (AUS)

BURFORD Jonathon (USA)

Korea (KOR)										RUNNING SCORE																
Time-Outs					Team Fouls					A		B		A		B		A		B						
First Half					1	2	3	4	5	6	7	1	1	1	1	41	41	1	1	81	81	121	121			
Second Half					1	2	3	4	5	6	7	2	2	2	2	42	42	2	2	82	82	122	122			
Extra Periods												3	3	3	3	43	43	3	3	83	83	123	123			
												4	4	4	4	44	44	4	4	84	84	124	124			
												5	5	5	5	45	45	5	5	85	85	125	125			
												6	6	6	6	46	46	6	6	86	86	126	126			
												7	7	7	7	47	47	7	7	87	87	127	127			
												8	8	8	8	48	48	8	8	88	88	128	128			
												9	9	9	9	49	49	9	9	89	89	129	129			
												10	10	10	10	50	50	10	10	90	90	130	130			
												11	11	11	11	51	51	11	11	91	91	131	131			
												12	12	12	12	52	52	12	12	92	92	132	132			
												13	13	13	13	53	53	13	13	93	93	133	133			
												14	14	14	14	54	54	14	14	94	94	134	134			
												15	15	15	15	55	55	15	15	95	95	135	135			
												16	16	16	16	56	56	16	16	96	96	136	136			
												17	17	17	17	57	57	17	17	97	97	137	137			
												18	18	18	18	58	58	18	18	98	98	138	138			
												19	19	19	19	59	59	19	19	99	99	139	139			
												20	20	20	20	60	60	20	20	100	100	140	140			
												21	21	21	21	61	61	21	21	101	101	141	141			
												22	22	22	22	62	62	22	22	102	102	142	142			
												23	23	23	23	63	63	23	23	103	103	143	143			
												24	24	24	24	64	64	24	24	104	104	144	144			
												25	25	25	25	65	65	25	25	105	105	145	145			
												26	26	26	26	66	66	26	26	106	106	146	146			
												27	27	27	27	67	67	27	27	107	107	147	147			
												28	28	28	28	68	68	28	28	108	108	148	148			
												29	29	29	29	69	69	29	29	109	109	149	149			
												30	30	30	30	70	70	30	30	110	110	150	150			
												31	31	31	31	71	71	31	31	111	111	151	151			
												32	32	32	32	72	72	32	32	112	112	152	152			
												33	33	33	33	73	73	33	33	113	113	153	153			
												34	34	34	34	74	74	34	34	114	114	154	154			
												35	35	35	35	75	75	35	35	115	115	155	155			
												36	36	36	36	76	76	36	36	116	116	156	156			
												37	37	37	37	77	77	37	37	117	117	157	157			
												38	38	38	38	78	78	38	38	118	118	158	158			
												39	39	39	39	79	79	39	39	119	119	159	159			
												40	40	40	40	80	80	40	40	120	120	160	160			
Class Points					Name of Players					No.	Player In	Fouls														
					OOSTERBOSCH Mario					4																
					DETTMER Ruud					5																
					de ROOIJ Anton					6																
					JEBARI Mustafa					7																
					van GENT Arie					8																
					de GOEDE Frank					9																
					van der LINDEN Gert Jan					10																
					't LAM Wim					11																
					JANSENS Koen					12																
					MARTENS Rene					13																
					van de BUNTE Kees					14																
					van der WERF Kornelis					15																
					Coach: VERHEUVEL Rob																					
					1st Ass. Coach: VERGOOSSEN Luc																					
					2nd Ass. Coach:																					
Scores:					First Half		A	_____	B	_____																
					Second Half		A	_____	B	_____																
					Extra Period		A	_____	B	_____																
ScoreKeeper:					_____																					
TimeKeeper:					_____																					
30' Operator:					_____																					
Final Score:					Team A: _____					Team B: _____																
Name of Winning Team:					_____																					
Referee:					_____																					
Umpire:					_____																					
Captain's Signature in case of Protest:					_____																					

Wheelchair Basketball

PRNWB00000018.00026 00101812:42V010

Match No: 3

JPN vs AUS

Start Time: 14:15

Referees: GONZALES Anthony (USA)
BHANIA Balwant (GBR)

GAUTHIER Sebastien (CAN)

Japan (JPN)										RUNNING SCORE															
Time-Outs					Team Fouls					A		B		A		B		A		B					
First Half					1	2	3	4	5	6	7	1	1	2	2	3	3	4	4	5	5	6	6		
Second Half					1	2	3	4	5	6	7	7	7	8	8	9	9	10	10	11	11	12	12		
Extra Periods												13	13	14	14	15	15	16	16	17	17	18	18		
Class Points	Name of Players			No.	Player In	Fouls					A		B		A		B		A		B				
						1	2	3	4	5	19	19	20	20	21	21	22	22	23	23	24	24	25	25	
	NEGI Shinji			4							26	26	27	27	28	28	29	29	30	30	31	31	32	32	
	SHINTANI Hirofumi			5							33	33	34	34	35	35	36	36	37	37	38	38	39	39	
	MIYAKE Katsumi			6							40	40													
	SASAKI Katsuya			7																					
	KORETOMO Keisuke			8																					
	SUGASAWA Takao			9																					
	IWANO Hiroshi			10																					
	JIMBO Yasuhiro			11																					
	KYOYA Kazuyuki			12																					
	ISHIHARA Masaharu			13																					
	OSHIMA Tomohiko			14																					
	OIKAWA Shinpei			15																					
Coach: KOTAKI Osamu																									
1st Ass. Coach: OGAWA Tomoki																									
2nd Ass. Coach: SAITO Nobuaki																									

Australia (AUS)											
Time-Outs					Team Fouls						
First Half					1	2	3	4	5	6	7
Second Half					1	2	3	4	5	6	7
Extra Periods											
Class Points	Name of Players			No.	Player In	Fouls					
						1	2	3	4	5	
	PORTER Shane			4							
	SACHS Troy			5							
	GOULD David			6							
	BLYTHE Sandy			7							
	GROENEWEGEN Shaun			8							
	McFAWN Michael			9							
	MORRIS Nick			10							
	HEWSON Gerry			11							
	QUINN Brook			12							
	ANDREWS Troy			13							
	KING Adrian			14							
	NESS Brad			15							
Coach: TURNER Bob											
1st Ass. Coach: OLIVER Richard											
2nd Ass. Coach: WALKER Michael											

Scores:	First Half	A	_____	B	_____
	Second Half	A	_____	B	_____
	Extra Period	A	_____	B	_____
Final Score: Team A: _____ Team B: _____					
Name of Winning Team: _____					
ScoreKeeper: _____			Referee: _____		
TimeKeeper: _____			Umpire: _____		
30' Operator: _____			Captain's Signature in case of Protest: _____		

Wheelchair Basketball

PRNWB00000019.00026 00101812:42V010

PRNWB0000001A.00026 00101812:42V010

PRNWB0000001B.00026 00101812:42V010

PRNWB0000001C.00073 00101910:13V010

MEN PRELIMINARY GROUP A MATCH RESULTS



THU 19 OCT 2000

SYDNEY SUPERDOME

Match No: 1

MEX 18 vs 25 CAN

Start Time: 9:30

Attendance: 821

Referees: WALLAART Edwin (NED)
RAMOT Itzhack (ISR)

VLUG Theodorus (NED)

FIRST HALF

Scoring by 5 min intervals: **MEX**
CAN

	2	12	18
8	14	20	25

Mexico (MEX)

No.	Name	MIN	PTS	Field Goals		2 Points		3 Points		Free Throws		Rebounds			AS	ST	TO	BS	PF
				M/A	%	M/A	%	M/A	%	M/A	%	OR	DR	TOT					
4	SALVADOR Pedro																		
5	QUEVEDO Sergio																		
6	LARRAGA Pablo																		
* 7	ISAIAS Armando	20:00								0/2	0.0		1	1	3		1		
* 8	BLANCAS Luis	12:38		0/3	0.0	0/3	0.0					1	2	3				1	2
9	PULIDO Jose	12:47		0/1	0.0	0/1	0.0					1	2	3			1		1
* 10	OLIVAS Julio Cesar	04:56		0/1	0.0			0/1	0.0										1
11	MAGANA Rigoberto	02:17		0/2	0.0	0/2	0.0								1				
* 12	HERNANDEZ Gilberto	07:50		0/1	0.0	0/1	0.0										4		3
13	DURAN Mauro	07:22	4	1/4	25.0	1/4	25.0			2/2	100.0	1	2	3					1
14	ORTEGA Raul	15:04	4	2/8	25.0	2/6	33.3	0/2	0.0						3	1	1		2
* 15	ZAVALA Salvador	17:06	10	5/9	55.6	5/9	55.6			0/1	0.0	1	4	5		1	1		1
Team Coach																			
TOTALS			18	8/29	27.6	8/26	30.8	0/3	0.0	2/5	40.0	4	11	15	7	2	8	1	11
Coach	LOPEZ NINO Alejandro																		
Assistant Coach	DAVILA Aaron			DURAND Sergio															

Canada (CAN)

No.	Name	MIN	PTS	Field Goals		2 Points		3 Points		Free Throws		Rebounds			AS	ST	TO	BS	PF
				M/A	%	M/A	%	M/A	%	M/A	%	OR	DR	TOT					
4	DUREPOS Dave	07:46	2	1/3	33.3	1/3	33.3					1	1	2			1		1
5	HENDERSON Roy	13:30	2	1/2	50.0	1/2	50.0									1			1
6	TREUER James	05:44	2	0/1	0.0	0/1	0.0			2/4	50.0		1	1	1				
7	DENNIS Jeff																		
* 8	JOHNSON Joey	14:16	2	1/4	25.0	1/4	25.0						3	3		1	1	1	1
* 9	NORTON Ross	18:51	2	1/4	25.0	1/4	25.0					1	1	2	1				
* 10	HALL Ken	15:25		0/1	0.0	0/1	0.0			0/2	0.0		3	3	3		3		1
* 11	BORISOFF Jaimie	06:30	2	1/1	100.0	1/1	100.0												1
* 12	ANDERSON Patrick	12:14	13	6/10	60.0	6/9	66.7	0/1	0.0	1/3	33.3	1	5	6	1	2			
13	STOUTENBURG Chris	05:44											1	1			2		2
14	GAERTNER Travis																		
15	PETER Richard																		
Team Coach																			
TOTALS			25	11/26	42.3	11/25	44.0	0/1	0.0	3/9	33.3	3	15	18	6	3	8	1	7
Coach	FROGLEY Michael																		
Assistant Coach	BOWES Paul			TONELLO Jerry															

	MEX	CAN
Points from Turnovers:	6	2
Biggest Lead:	0	14 (14-0)
Second Chance Points:	2	2
Lead Changes:		

	MEX	CAN
Points in the Paint:	8	20
Biggest Scoring Run:	6-1 (14-21)	14-0 (14-0)
Fast Break Points:	2	6
Times Tied:		

Legend:

MIN : Minutes Played **M/A** : Made/Attempts **%** : Shooting Percentage **OR** : Offensive Rebounds
DR : Defensive Rebounds **TOT** : Total Rebounds **AS** : Assist **ST** : Steals
TO : Turnovers **BS** : Blocked Shots **PF** : Fouls **PTS** : Points
HF : Half of Time **OT** : Over Time ***** : Starting/Initial

PRNWB0000001D.00069 00101911:15V010

Match No: 1

MEX 33 vs 61 CAN

Start Time: 9:30

Attendance: 3411

Referees: WALLAART Edwin (NED)
RAMOT Itzhack (ISR)

VLUG Theodorus (NED)

Scoring by 5 min intervals:		1.HF				2.HF			
MEX	CAN								
		2	12	18	18	22	29	33	
		8	14	20	25	35	47	53	61

Time	Score	Mexico	Action	Canada	Time	Score	Mexico	Action	Canada
FIRST HALF					FIRST HALF				
20:00		7 - ISAIAS Armando	Player IN		14:11		12 - HERNANDEZ Gilberto	Player IN	
20:00		8 - BLANCAS Luis	Player IN		13:57		14 - ORTEGA Raul	Turnover	
20:00		10 - OLIVAS Julio Cesar	Player IN		13:46	0-12		2 Pt. in the paint	11 - BORISOFF Jaimie
20:00		12 - HERNANDEZ Gilberto	Player IN		13:46			Assist	12 - ANDERSON Patrick
20:00		15 - ZAVALA Salvador	Player IN		13:30		12 - HERNANDEZ Gilberto	Turnover	
20:00			Player IN	8 - JOHNSON Joey	13:30			Player OUT	12 - ANDERSON Patrick
20:00			Player IN	9 - NORTON Ross	13:30			Player IN	4 - DUREPOS Dave
20:00			Player IN	10 - HALL Ken	13:30			Player OUT	11 - BORISOFF Jaimie
20:00			Player IN	11 - BORISOFF Jaimie	13:30			Player IN	5 - HENDERSON Roy
20:00			Player IN	12 - ANDERSON Patrick	13:17			Turnover	4 - DUREPOS Dave
19:51	0-2		2 Pt. MADE	12 - ANDERSON Patrick	12:56		14 - ORTEGA Raul	2 Pt. Miss	
19:34			Steal	12 - ANDERSON Patrick	12:56		8 - BLANCAS Luis	Offens.Rebound	
19:32		12 - HERNANDEZ Gilberto	Turnover		12:56		8 - BLANCAS Luis	2 Pt. Miss	
19:31		12 - HERNANDEZ Gilberto (P1,T1)	Foul		12:48		9 - PULIDO Jose	Offens.Rebound	
19:29			2 Pt. Miss	12 - ANDERSON Patrick	12:45		9 - PULIDO Jose	2 Pt. Miss	
19:27		15 - ZAVALA Salvador	Defens.Rebound		12:42			Defens.Rebound	5 - HENDERSON Roy
19:27			Foul	8 - JOHNSON Joey (P1,T1)	12:38		8 - BLANCAS Luis (P1,T4)	Foul	
19:11		10 - OLIVAS Julio Cesar	3 Pt. Miss		12:36		14 - ORTEGA Raul	Steal	
19:08			Defens.Rebound	8 - JOHNSON Joey	12:34			Turnover	10 - HALL Ken
19:04			Turnover	8 - JOHNSON Joey	12:05			Steal	8 - JOHNSON Joey
18:55		15 - ZAVALA Salvador	2 Pt. Miss		12:03		12 - HERNANDEZ Gilberto	Turnover	
18:53			Defens.Rebound	10 - HALL Ken	11:55		12 - HERNANDEZ Gilberto (P2,T5)	Foul	
18:46			Fast Break	Canada	11:48			2 Pt. Miss	4 - DUREPOS Dave
18:46	0-4	10 - OLIVAS Julio Cesar (P1,T2)	2 Pt. in the paint	12 - ANDERSON Patrick	11:33		12 - HERNANDEZ Gilberto (P3,T6)	Offensive Foul	
18:46			Foul		11:33		12 - HERNANDEZ Gilberto	Turnover	
18:45			Free Th. Miss	12 - ANDERSON Patrick	11:17		9 - PULIDO Jose (P1,T7)	Foul	
18:45			Offens.Rebound	12 - ANDERSON Patrick	11:17		12 - HERNANDEZ Gilberto	Player OUT	
18:39			2 Pt. Miss	8 - JOHNSON Joey	11:17		15 - ZAVALA Salvador	Player IN	
18:37		8 - BLANCAS Luis	Defens.Rebound		11:05		15 - ZAVALA Salvador	Steal	
18:15		8 - BLANCAS Luis	2 Pt. Miss		11:04			Turnover	10 - HALL Ken
18:13			Defens.Rebound	12 - ANDERSON Patrick	10:47		14 - ORTEGA Raul	2 Pt. Miss	
17:54	0-6		2 Pt. in the paint	12 - ANDERSON Patrick	10:45			Block Shot	8 - JOHNSON Joey
17:54			Assist	10 - HALL Ken	10:41			Defens.Rebound	10 - HALL Ken
17:20		7 - ISAIAS Armando	Turnover		10:38			Fast Break	Canada
17:05			2 Pt. Miss	8 - JOHNSON Joey	10:37	0-14		2 Pt. in the paint	4 - DUREPOS Dave
16:59		7 - ISAIAS Armando	Defens.Rebound		10:19	2-14	15 - ZAVALA Salvador	2 Pt. in the paint	
16:37		12 - HERNANDEZ Gilberto	2 Pt. Miss		10:19		7 - ISAIAS Armando	Assist	
16:34			Defens.Rebound	8 - JOHNSON Joey	10:19			Foul	4 - DUREPOS Dave (P1,T3)
16:25	0-8		2 Pt. in the paint	12 - ANDERSON Patrick	10:19		Mexico	Time Out	
16:25			Assist	9 - NORTON Ross	10:19		15 - ZAVALA Salvador	Free Th. Miss	
16:07		15 - ZAVALA Salvador	2 Pt. Miss		10:18			Defens.Rebound	8 - JOHNSON Joey
16:04			Defens.Rebound	12 - ANDERSON Patrick	9:57			2 Pt. Miss	5 - HENDERSON Roy
15:52			2 Pt. Miss	9 - NORTON Ross	9:54			Offens.Rebound	5 - HENDERSON Roy
15:49		8 - BLANCAS Luis	Defens.Rebound		9:54	2-16		2 Pt. in the paint	5 - HENDERSON Roy
15:38			Foul	11 - BORISOFF Jaimie (P1,T2)	9:41	4-16	14 - ORTEGA Raul	2 Pt. in the paint	
15:12		8 - BLANCAS Luis	2 Pt. Miss		9:16			Turnover	10 - HALL Ken
15:09			Defens.Rebound	12 - ANDERSON Patrick	9:13		Mexico	Fast Break	
15:04		15 - ZAVALA Salvador (P1,T3)	Foul		9:11	6-16	14 - ORTEGA Raul	2 Pt. in the paint	
15:04		12 - HERNANDEZ Gilberto	Player OUT		9:11		7 - ISAIAS Armando	Assist	
15:04		14 - ORTEGA Raul	Player IN		8:56			2 Pt. Miss	8 - JOHNSON Joey
15:04		10 - OLIVAS Julio Cesar	Player OUT		8:53		15 - ZAVALA Salvador	Defens.Rebound	
15:04		9 - PULIDO Jose	Player IN		8:27		9 - PULIDO Jose	Turnover	
14:53	0-10		2 Pt. in the paint	12 - ANDERSON Patrick	8:07			2 Pt. Miss	9 - NORTON Ross
14:53			Assist	10 - HALL Ken	8:07		8 - BLANCAS Luis	Block Shot	
14:35		14 - ORTEGA Raul	2 Pt. Miss		7:48	6-18		2 Pt. in the paint	9 - NORTON Ross
14:12			2 Pt. Miss	10 - HALL Ken	7:48			Assist	10 - HALL Ken
14:11		15 - ZAVALA Salvador	Player OUT		7:31	8-18	15 - ZAVALA Salvador	2 Pt. MADE	

Wheelchair Basketball

Wheelchair Basketball

Wheelchair Basketball

Wheelchair Basketball

MEN PRELIMINARY GROUP A PLAY BY PLAY



THU 19 OCT 2000

SYDNEY SUPERDOME

Time	Score	Mexico	Action	Canada	Time	Score	Mexico	Action	Canada
FIRST HALF					FIRST HALF				
7:31		14 - ORTEGA Raul	Assist		1:33			Defens.Rebound	12 - ANDERSON Patrick
7:22		8 - BLANCAS Luis (P2,T8)	Foul		1:20			Turnover	13 - STOUTENBURG Chris
7:22		8 - BLANCAS Luis	Player OUT		1:10	18-25	15 - ZAVALA Salvador	2 Pt. MADE	
7:22		13 - DURAN Mauro	Player IN		1:10		11 - MAGANA Rigoberto	Assist	
7:22			Free Th. Miss	10 - HALL Ken	1:09			Player OUT	9 - NORTON Ross
7:22			Free Th. Miss	10 - HALL Ken	1:09			Player IN	10 - HALL Ken
7:21		9 - PULIDO Jose	Defens.Rebound		0:58			2 Pt. Miss	12 - ANDERSON Patrick
7:04		14 - ORTEGA Raul			0:56		13 - DURAN Mauro	Defens.Rebound	
7:02			Defens.Rebound	9 - NORTON Ross	0:39		11 - MAGANA Rigoberto	2 Pt. Miss	
6:48	8-20		2 Pt. in the paint	8 - JOHNSON Joey	0:37			Defens.Rebound	12 - ANDERSON Patrick
6:30		13 - DURAN Mauro	2 Pt. Miss		0:37			Time Out	Canada
6:28			Defens.Rebound	10 - HALL Ken	0:08			3 Pt. Miss	12 - ANDERSON Patrick
6:14			2 Pt. Miss	4 - DUREPOS Dave	0:08		Mexico	Time Out	
6:09		15 - ZAVALA Salvador	Defens.Rebound		0:00		11 - MAGANA Rigoberto	2 Pt. Miss	
5:46		15 - ZAVALA Salvador	2 Pt. Miss		SECOND HALF				
5:44		13 - DURAN Mauro	Offens.Rebound		20:00			Player IN	9 - NORTON Ross
5:44			Foul	10 - HALL Ken (P1,T4)	20:00			Player IN	7 - DENNIS Jeff
5:44			Player OUT	8 - JOHNSON Joey	20:00			Player IN	11 - BORISOFF Jaimie
5:44			Player IN	12 - ANDERSON Patrick	20:00			Player IN	12 - ANDERSON Patrick
5:44			Player OUT	4 - DUREPOS Dave	20:00			Player IN	15 - PETER Richard
5:44			Player OUT	10 - HALL Ken	20:00		7 - ISAIAS Armando	Player IN	
5:44			Player IN	6 - TREUER James	20:00		11 - MAGANA Rigoberto	Player IN	
5:44			Player IN	13 - STOUTENBURG Chris	20:00		13 - DURAN Mauro	Player IN	
5:44	9-20	13 - DURAN Mauro	Free Th. MADE		20:00		14 - ORTEGA Raul	Player IN	
5:44	10-20	13 - DURAN Mauro	Free Th. MADE		20:00		15 - ZAVALA Salvador	Player IN	
5:27			Turnover	5 - HENDERSON Roy	19:41	18-27		2 Pt. in the paint	7 - DENNIS Jeff
5:18			Foul	5 - HENDERSON Roy (P1,T5)	19:41			Assist	11 - BORISOFF Jaimie
5:17	12-20	13 - DURAN Mauro	2 Pt. MADE		19:28			Steal	12 - ANDERSON Patrick
5:17		7 - ISAIAS Armando	Assist		19:26		13 - DURAN Mauro	Turnover	
4:59			Offensive Foul	13 - STOUTENBURG Chris (P1,T6)	19:20	18-29		2 Pt. in the paint	15 - PETER Richard
4:59			Turnover	13 - STOUTENBURG Chris	19:00		15 - ZAVALA Salvador	2 Pt. Miss	
4:44		14 - ORTEGA Raul	3 Pt. Miss		18:57		13 - DURAN Mauro	Offens.Rebound	
4:38			Defens.Rebound	6 - TREUER James	18:57			Foul	15 - PETER Richard (P1,T1)
4:37		13 - DURAN Mauro (P1,T9)	Foul		18:46		14 - ORTEGA Raul	2 Pt. Miss	
4:37			Free Th. Miss	12 - ANDERSON Patrick	18:44			Defens.Rebound	11 - BORISOFF Jaimie
4:37	12-21		Free Th. MADE	12 - ANDERSON Patrick	18:32			2 Pt. Miss	15 - PETER Richard
4:21	14-21	15 - ZAVALA Salvador	2 Pt. in the paint		18:29		13 - DURAN Mauro	Defens.Rebound	
4:21		14 - ORTEGA Raul	Assist		18:20		11 - MAGANA Rigoberto	2 Pt. Miss	
3:58			2 Pt. Miss	12 - ANDERSON Patrick	18:18			Defens.Rebound	15 - PETER Richard
3:56		15 - ZAVALA Salvador	Defens.Rebound		18:14		14 - ORTEGA Raul (P3,T1)	Foul	
3:39		13 - DURAN Mauro	2 Pt. Miss		18:14	18-30		Free Th. MADE	12 - ANDERSON Patrick
3:36		15 - ZAVALA Salvador	Offens.Rebound		18:14	18-31		Free Th. MADE	12 - ANDERSON Patrick
3:34		15 - ZAVALA Salvador	2 Pt. Miss		17:59		14 - ORTEGA Raul	Turnover	
3:32			Defens.Rebound	13 - STOUTENBURG Chris	17:50	18-33		2 Pt. MADE	12 - ANDERSON Patrick
3:20			Fast Break	Canada	17:50			Assist	7 - DENNIS Jeff
3:18	14-23		2 Pt. in the paint	12 - ANDERSON Patrick	17:25			Foul	12 - ANDERSON Patrick (P1,T2)
3:18			Assist	6 - TREUER James	17:25		11 - MAGANA Rigoberto	Free Th. Miss	
2:57	16-23	15 - ZAVALA Salvador	2 Pt. MADE		17:25		11 - MAGANA Rigoberto	Free Th. Miss	
2:57		14 - ORTEGA Raul	Assist		17:23			Defens.Rebound	12 - ANDERSON Patrick
2:48		14 - ORTEGA Raul (P1,T10)	Foul		17:11		7 - ISAIAS Armando (P1,T2)	Foul	
2:48	16-24		Free Th. MADE	6 - TREUER James	17:11		11 - MAGANA Rigoberto	Player OUT	
2:48	16-25		Free Th. MADE	6 - TREUER James	17:11		10 - OLIVAS Julio Cesar	Player IN	
2:39			Steal	12 - ANDERSON Patrick	17:11		14 - ORTEGA Raul	Player OUT	
2:37		15 - ZAVALA Salvador	Turnover		17:11		12 - HERNANDEZ Gilberto	Player IN	
2:32		14 - ORTEGA Raul (P2,T11)	Foul		17:06			2 Pt. Miss	9 - NORTON Ross
2:32			Free Th. Miss	6 - TREUER James	17:03			Offens.Rebound	12 - ANDERSON Patrick
2:32			Free Th. Miss	6 - TREUER James	17:01			2 Pt. Miss	9 - NORTON Ross
2:29		9 - PULIDO Jose	Defens.Rebound		17:00		12 - HERNANDEZ Gilberto	Defens.Rebound	
2:17			Foul	13 - STOUTENBURG Chris (P2,T7)	16:50		12 - HERNANDEZ Gilberto	Turnover	
2:17		9 - PULIDO Jose	Player OUT		16:39			Turnover	9 - NORTON Ross
2:17		11 - MAGANA Rigoberto	Player IN		16:24			Foul	15 - PETER Richard (P2,T3)
2:17		7 - ISAIAS Armando	Free Th. Miss		16:07		10 - OLIVAS Julio Cesar	2 Pt. Miss	
2:17		7 - ISAIAS Armando	Free Th. Miss		16:05			Defens.Rebound	12 - ANDERSON Patrick
2:12		14 - ORTEGA Raul	2 Pt. Miss	9 - NORTON Ross	15:58		7 - ISAIAS Armando (P2,T3)	Foul	
1:53			2 Pt. Miss	9 - NORTON Ross	15:53			2 Pt. Miss	12 - ANDERSON Patrick
1:51			Offens.Rebound	9 - NORTON Ross	15:50		15 - ZAVALA Salvador	Defens.Rebound	
1:49			2 Pt. Miss	6 - TREUER James	15:34		15 - ZAVALA Salvador (P2,T4)	Offensive Foul	
1:47		13 - DURAN Mauro	Defens.Rebound		15:34		15 - ZAVALA Salvador	Turnover	
1:35		13 - DURAN Mauro	2 Pt. Miss		15:27	18-35		2 Pt. MADE	7 - DENNIS Jeff

Wheelchair Basketball

Wheelchair Basketball

Wheelchair Basketball

Wheelchair Basketball

MEN PRELIMINARY GROUP A PLAY BY PLAY



THU 19 OCT 2000

SYDNEY SUPERDOME

Time	Score	Mexico	Action	Canada	Time	Score	Mexico	Action	Canada
SECOND HALF					SECOND HALF				
15:27			Assist	11 - BORISOFF Jaimie	8:36			Defens.Rebound	8 - JOHNSON Joey
15:01		12 - HERNANDEZ Gilberto	2 Pt. Miss		8:35			Offensive Foul	14 - GAERTNER Travis (P1,T7)
15:00			Block Shot	12 - ANDERSON Patrick	8:35			Turnover	14 - GAERTNER Travis
14:58		12 - HERNANDEZ Gilberto	Offens.Rebound		8:28	24-48	6 - LARRAGA Pablo	2 Pt. MADE	
14:56		12 - HERNANDEZ Gilberto	2 Pt. Miss		8:04			2 Pt. Miss	14 - GAERTNER Travis
14:54		10 - OLIVAS Julio Cesar	Offens.Rebound		8:01		14 - ORTEGA Raul	Defens.Rebound	
14:47			Steal	12 - ANDERSON Patrick	7:54		14 - ORTEGA Raul	3 Pt. Miss	
14:46		12 - HERNANDEZ Gilberto	Turnover		7:50		6 - LARRAGA Pablo	Offens.Rebound	
14:42			Fast Break	Canada	7:47		9 - PULIDO Jose	2 Pt. Miss	
14:41	18-37		2 Pt. in the paint	15 - PETER Richard	7:45			Defens.Rebound	8 - JOHNSON Joey
14:41			Assist	12 - ANDERSON Patrick	7:25	24-50		2 Pt. in the paint	14 - GAERTNER Travis
14:28		10 - OLIVAS Julio Cesar	Turnover		6:54		9 - PULIDO Jose	2 Pt. Miss	
14:26	18-39		2 Pt. in the paint	7 - DENNIS Jeff	6:52			Defens.Rebound	15 - PETER Richard
14:26		Mexico	Time Out		6:51		6 - LARRAGA Pablo (P2,T10)	Foul	
14:26		12 - HERNANDEZ Gilberto	Player OUT		6:51	24-51		Free Th. MADE	15 - PETER Richard
14:26		6 - LARRAGA Pablo	Player IN		6:51	24-52		Free Th. MADE	15 - PETER Richard
14:15		10 - OLIVAS Julio Cesar	Turnover		6:29	26-52	6 - LARRAGA Pablo	2 Pt. MADE	
13:49			Turnover	9 - NORTON Ross	6:29		14 - ORTEGA Raul	Assist	
13:36			Steal	7 - DENNIS Jeff	6:12			2 Pt. Miss	14 - GAERTNER Travis
13:34		15 - ZAVALA Salvador	Turnover		6:09		6 - LARRAGA Pablo	Defens.Rebound	
13:33			Turnover	7 - DENNIS Jeff	5:49		6 - LARRAGA Pablo	2 Pt. Miss	
13:03		6 - LARRAGA Pablo	3 Pt. Miss		5:45			Defens.Rebound	8 - JOHNSON Joey
13:03			Player OUT	12 - ANDERSON Patrick	5:38		14 - ORTEGA Raul (P5,T11)	Foul	
13:03			Player OUT	7 - DENNIS Jeff	5:38		14 - ORTEGA Raul	Player OUT	
13:03			Player IN	10 - HALL Ken	5:38		11 - MAGANA Rigoberto	Player IN	
13:03			Player OUT	11 - BORISOFF Jaimie	5:38		8 - BLANCAS Luis	Player OUT	
13:03			Player IN	8 - JOHNSON Joey	5:38		15 - ZAVALA Salvador	Player IN	
13:03			Player IN	14 - GAERTNER Travis	5:38	26-53		Free Th. MADE	14 - GAERTNER Travis
12:57		6 - LARRAGA Pablo	2 Pt. Miss		5:38			Free Th. Miss	14 - GAERTNER Travis
12:57		13 - DURAN Mauro (P2,T5)	Foul		5:36		11 - MAGANA Rigoberto	Defens.Rebound	
12:57		13 - DURAN Mauro	Player OUT		5:36			Foul	9 - NORTON Ross (P1,T8)
12:57		8 - BLANCAS Luis	Player IN		5:36			Player OUT	8 - JOHNSON Joey
12:37	18-41		2 Pt. in the paint	14 - GAERTNER Travis	5:36			Player OUT	9 - NORTON Ross
12:10	20-41	6 - LARRAGA Pablo	2 Pt. in the paint		5:36			Player OUT	14 - GAERTNER Travis
12:10		10 - OLIVAS Julio Cesar	Assist		5:36			Player OUT	15 - PETER Richard
11:58			Fast Break	Canada	5:36			Player IN	5 - HENDERSON Roy
11:57	20-43		2 Pt. in the paint	14 - GAERTNER Travis	5:36			Player IN	12 - ANDERSON Patrick
11:34		6 - LARRAGA Pablo	Turnover		5:36			Player IN	6 - TREUER James
11:34		15 - ZAVALA Salvador	Player OUT		5:36			Player IN	13 - STOUTENBURG Chris
11:34		10 - OLIVAS Julio Cesar	Player OUT		5:36			Player OUT	
11:34		9 - PULIDO Jose	Player IN		5:36		4 - SALVADOR Pedro	Player IN	
11:34		14 - ORTEGA Raul	Player IN		5:36		5 - QUEVEDO Sergio	Player IN	
11:24		6 - LARRAGA Pablo (P1,T6)	Foul		5:36		11 - MAGANA Rigoberto	Free Th. Miss	
11:17			2 Pt. Miss	8 - JOHNSON Joey	5:36	27-53	11 - MAGANA Rigoberto	Free Th. MADE	
11:15		14 - ORTEGA Raul	Defens.Rebound		5:27			2 Pt. Miss	12 - ANDERSON Patrick
11:14		14 - ORTEGA Raul	Turnover		5:25		15 - ZAVALA Salvador	Defens.Rebound	
11:10		9 - PULIDO Jose (P2,T7)	Foul		5:03	29-53	15 - ZAVALA Salvador	2 Pt. MADE	
10:57		9 - PULIDO Jose (P3,T8)	Foul		4:46	29-55		2 Pt. in the paint	12 - ANDERSON Patrick
10:57	20-44		Free Th. MADE	15 - PETER Richard	4:20		6 - LARRAGA Pablo	3 Pt. Miss	
10:57	20-45		Free Th. MADE	15 - PETER Richard	4:18			Defens.Rebound	6 - TREUER James
10:47		6 - LARRAGA Pablo	Turnover		4:08	29-57		2 Pt. MADE	13 - STOUTENBURG Chris
10:33			Technical Foul	8 - JOHNSON Joey (P2,T4)	4:08			Assist	6 - TREUER James
10:33		7 - ISAIAS Armando	Player OUT		3:49		11 - MAGANA Rigoberto	2 Pt. Miss	
10:33		4 - SALVADOR Pedro	Player IN		3:47			Defens.Rebound	5 - HENDERSON Roy
10:33	21-45	14 - ORTEGA Raul	Free Th. MADE		3:41			2 Pt. Miss	12 - ANDERSON Patrick
10:33	22-45	14 - ORTEGA Raul	Free Th. MADE		3:39		15 - ZAVALA Salvador	Defens.Rebound	
10:21	22-47		2 Pt. in the paint	14 - GAERTNER Travis	3:09		6 - LARRAGA Pablo	2 Pt. Miss	
10:21			Assist	15 - PETER Richard	3:07			Defens.Rebound	5 - HENDERSON Roy
10:06			Foul	15 - PETER Richard (P3,T5)	3:04		6 - LARRAGA Pablo	Steal	
9:49		14 - ORTEGA Raul	2 Pt. Miss		3:04			Turnover	5 - HENDERSON Roy
9:47			Defens.Rebound	14 - GAERTNER Travis	3:04			Foul	5 - HENDERSON Roy (P2,T9)
9:36		14 - ORTEGA Raul (P4,T9)	Foul		3:04	30-57	6 - LARRAGA Pablo	Time Out	Canada
9:36			Free Th. Miss	14 - GAERTNER Travis	3:04		6 - LARRAGA Pablo	Free Th. MADE	
9:36			Free Th. MADE	14 - GAERTNER Travis	3:01			Free Th. Miss	
9:15			Foul	15 - PETER Richard (P4,T6)	3:01			Defens.Rebound	12 - ANDERSON Patrick
9:05		9 - PULIDO Jose	2 Pt. Miss		2:47			2 Pt. Miss	6 - TREUER James
9:03			Defens.Rebound	9 - NORTON Ross	2:45		6 - LARRAGA Pablo	Defens.Rebound	
8:56		14 - ORTEGA Raul	Turnover		2:43			Foul	5 - HENDERSON Roy (P3,T10)
8:38		9 - PULIDO Jose	2 Pt. Miss		2:43	31-57	15 - ZAVALA Salvador	Free Th. Miss	
					2:43		15 - ZAVALA Salvador	Free Th. MADE	

Wheelchair Basketball

Wheelchair Basketball

Wheelchair Basketball

Wheelchair Basketball

Time	Score	Mexico	Action	Canada	Time	Score	Mexico	Action	Canada
SECOND HALF									
2:41		5 - QUEVEDO Sergio (P1,T12)	Foul		1:08			Assist	12 - ANDERSON Patrick
2:41			Free Th. Miss	13 - STOUTENBURG Chris	0:54		15 - ZAVALA Salvador	2 Pt. Miss	
2:41			Free Th. Miss	13 - STOUTENBURG Chris	0:51			Defens.Rebound	12 - ANDERSON Patrick
2:38		6 - LARRAGA Pablo	Defens.Rebound		0:46			Turnover	6 - TREUER James
2:15		6 - LARRAGA Pablo	Turnover		0:33		9 - PULIDO Jose	2 Pt. Miss	
2:05	31-59		2 Pt. in the paint	6 - TREUER James	0:29			Defens.Rebound	12 - ANDERSON Patrick
2:05			Assist	12 - ANDERSON Patrick	0:21		9 - PULIDO Jose (P4,T14)	Foul	
1:41		6 - LARRAGA Pablo	3 Pt. Miss		0:21			Free Th. Miss	5 - HENDERSON Roy
1:39			Defens.Rebound	12 - ANDERSON Patrick	0:21			Free Th. Miss	5 - HENDERSON Roy
1:37		6 - LARRAGA Pablo (P3,T13)	Unspor. Foul		0:19		11 - MAGANA Rigoberto	Defens.Rebound	
1:37			Free Th. Miss	13 - STOUTENBURG Chris	0:15		11 - MAGANA Rigoberto	Turnover	
1:37			Free Th. Miss	13 - STOUTENBURG Chris	0:04			Turnover	10 - HALL Ken
1:27			Turnover	6 - TREUER James	0:00		11 - MAGANA Rigoberto	2 Pt. Miss	
1:27		Mexico	Fast Break		0:00			Defens.Rebound	5 - HENDERSON Roy
1:24	33-59	11 - MAGANA Rigoberto	2 Pt. in the paint		0:00			END of PERIOD	
1:08	33-61		2 Pt. MADE	13 - STOUTENBURG Chris					

PRNWB0000001E.00073 00101911:12V020

MEN PRELIMINARY GROUP A MATCH RESULTS



THU 19 OCT 2000

SYDNEY SUPERDOME

Match No: 1

MEX 33 vs 61 CAN

Start Time: 9:30

Attendance: 3411

Referees: WALLAART Edwin (NED)
RAMOT Itzhack (ISR)

VLUG Theodorus (NED)

Scoring by 5 min intervals: **MEX**
CAN

1.HF				2.HF			
	2	12	18	18	22	29	33
8	14	20	25	35	47	53	61

Mexico (MEX)

No.	Name	MIN	PTS	Field Goals		2 Points		3 Points		Free Throws		Rebounds			AS	ST	TO	BS	PF
				M/A	%	M/A	%	M/A	%	M/A	%	OR	DR	TOT					
4	SALVADOR Pedro	04:57																	1
5	QUEVEDO Sergio	05:36																	3
6	LARRAGA Pablo	14:26	7	3/9	33.3	3/6	50.0	0/3	0.0	1/2	50.0	1	3	4		1	3		3
* 7	ISAIAS Armando	29:27								0/2	0.0		1	1	3		1		2
* 8	BLANCAS Luis	19:57		0/3	0.0	0/3	0.0					1	2	3			1		2
9	PULIDO Jose	24:21		0/6	0.0	0/6	0.0					1	2	3			1		4
* 10	OLIVAS Julio Cesar	10:33		0/2	0.0	0/1	0.0	0/1	0.0			1		1	1	2			1
11	MAGANA Rigoberto	10:44	3	1/6	16.7	1/6	16.7			1/4	25.0		2	2	1	1			1
* 12	HERNANDEZ Gilberto	10:35		0/3	0.0	0/3	0.0					1	1	2			6		3
13	DURAN Mauro	14:25	4	1/4	25.0	1/4	25.0			2/2	100.0	2	3	5			1		2
14	ORTEGA Raul	23:49	6	2/11	18.2	2/8	25.0	0/3	0.0	2/2	100.0	2	2	4	1	4			5
* 15	ZAVALA Salvador	31:10	13	6/12	50.0	6/12	50.0			1/3	33.3	1	7	8		1	3		2
Team Coach																			
TOTALS			33	13/56	23.2	13/49	26.5	0/7	0.0	7/15	46.7	8	23	31	9	3	22	1	25
Coach		LOPEZ NINO Alejandro																	
Assistant Coach		DAVILA Aaron																	
		DURAND Sergio																	

Canada (CAN)

No.	Name	MIN	PTS	Field Goals		2 Points		3 Points		Free Throws		Rebounds			AS	ST	TO	BS	PF
				M/A	%	M/A	%	M/A	%	M/A	%	OR	DR	TOT					
4	DUREPOS Dave	07:46	2	1/3	33.3	1/3	33.3										1		1
5	HENDERSON Roy	19:06	2	1/2	50.0	1/2	50.0			0/2	0.0	1	4	5			2		3
6	TREUER James	11:20	4	1/3	33.3	1/3	33.3			2/4	50.0		2	2	2				
7	DENNIS Jeff	06:57	6	3/3	100.0	3/3	100.0												
* 8	JOHNSON Joey	21:43	2	1/5	20.0	1/5	20.0						6	6		1	1		2
* 9	NORTON Ross	33:15	2	1/6	16.7	1/6	16.7					1	2	3	1		2		1
* 10	HALL Ken	28:28		0/1	0.0	0/1	0.0			0/2	0.0		3	3	3		4		1
* 11	BORISOFF Jaimie	13:27	2	1/1	100.0	1/1	100.0						1	1	2				1
* 12	ANDERSON Patrick	24:47	19	8/15	53.3	8/14	57.1	0/1	0.0	3/5	60.0	2	11	13	4	4		1	1
13	STOUTENBURG Chris	11:20	4	2/2	100.0	2/2	100.0			0/4	0.0		1	1			2		2
14	GAERTNER Travis	07:27	10	4/6	66.7	4/6	66.7			2/4	50.0		1	1			1		1
15	PETER Richard	14:24	8	2/3	66.7	2/3	66.7			4/4	100.0		2	2	1				4
Team Coach																			
TOTALS			61	25/50	50.0	25/49	51.0	0/1	0.0	11/25	44.0	4	33	37	14	6	16	2	17
Coach		FROGLEY Michael																	
Assistant Coach		BOWES Paul																	
		TONELLO Jerry																	

	MEX	CAN
Points from Turnovers:	11	16
Biggest Lead:	0	28 (52-24)
Second Chance Points:	2	2
Lead Changes:		

	MEX	CAN
Points in the Paint:	12	40
Biggest Scoring Run:	6-1 (14-21)	20-2 (45-20)
Fast Break Points:	4	10
Times Tied:		

Legend:

MIN : Minutes Played **M/A** : Made/Attempts **%** : Shooting Percentage **OR** : Offensive Rebounds
DR : Defensive Rebounds **TOT** : Total Rebounds **AS** : Assist **ST** : Steals
TO : Turnovers **BS** : Blocked Shots **PF** : Fouls **PTS** : Points
HF : Half of Time **OT** : Over Time * : Starting/Initial

PRNWB0000001F.00076B 00102320:29V010

Preliminary Group A								MATCHES			POINTS		Class.
Rank		CAN	USA	GBR	GER	MEX	RSA	PLAY	WON	LOST	FOR	AGST	Points
1	CAN		58-45	55-50	68-43	61-33	85-25	5	5	0	327	196	10
2	USA	45-58		74-65	58-46	60-44	97-25	5	4	1	334	238	9
3	GBR	50-55	65-74		61-43	70-58	83-32	5	3	2	329	262	8
4	GER	43-68	46-58	43-61		69-56	113-27	5	2	3	314	270	7
5	MEX	33-61	44-60	58-70	56-69		83-34	5	1	4	274	294	6
6	RSA	25-85	25-97	32-83	27-113	34-83		5	0	5	143	461	5

Classification		
Phase	Teams	Result
Quarterfinals 1 - 8	USA	25-Oct
Quarterfinals 1 - 8	GER	25-Oct
Quarterfinals 1 - 8	GBR	25-Oct
Quarterfinals 1 - 8	CAN	25-Oct
Semifinals 9 - 12	MEX	26-Oct
Semifinals 9 - 12	RSA	26-Oct
Semifinals 1 - 4		26-Oct
Semifinals 1 - 4		26-Oct
Final 1 - 2		28-Oct
Final 3 - 4		28-Oct
Semifinals 5 - 8		27-Oct
Semifinals 5 - 8		27-Oct
Final 5 - 6		28-Oct
Final 7 - 8		28-Oct
Final 9 - 10		28-Oct
Final 11- 12		28-Oct

Final Standings
Medal Rank Team

PRNWB00000020.00073 00101912:17V010

MEN PRELIMINARY GROUP B MATCH RESULTS



THU 19 OCT 2000

SYDNEY SUPERDOME

Match No: 2

KOR 21 vs 44 NED

Start Time: 11:30

Attendance:

Referees: BRIERE Gilles (CAN)
CALIGIURI Gabriele (AUS)

BURFORD Jonathon (USA)

FIRST HALF

Scoring by 5 min intervals: **KOR**
NED

2	10	16	21
12	20	31	44

Korea (KOR)

No.	Name	MIN	PTS	Field Goals		2 Points		3 Points		Free Throws		Rebounds			AS	ST	TO	BS	PF
				M/A	%	M/A	%	M/A	%	M/A	%	OR	DR	TOT					
* 4	KIM Ho-Yong	08:47		0/2	0.0	0/2	0.0						2	2			2		
5	KIM Jung-Seob	08:45	7	3/6	50.0	2/4	50.0	1/2	50.0			1	1						
* 6	KO Kwang-Yub	20:00	8	4/7	57.1	4/7	57.1			0/2	0.0					2	3	1	
7	HAN Jin-Hee	02:35													1			1	
* 8	IM Chan-Kuw	15:15		0/4	0.0	0/3	0.0	0/1	0.0	0/2	0.0				1		2	2	
9	PARK Sea-Kyun																		
* 10	HAN Sa-Hyun	17:25	4	2/4	50.0	2/3	66.7	0/1	0.0	0/2	0.0	1	3	4	2		3	3	
11	KIM Chul-Soo	02:35															1		
12	KANG Hee-Joon	04:14	2	1/1	100.0	1/1	100.0										1	2	
13	YANG Hun-Mo	04:45																2	
14	KIM Young-Duk	02:28		0/1	0.0	0/1	0.0						1	1					
* 15	KIM Ji-Nam	13:11											3	3			1	3	
Team Coach																			
TOTALS			21	10/25	40.0	9/21	42.9	1/4	25.0	0/6	0.0	1	10	11	6		13	14	
Coach		IN-CHUL Shin																	
Assistant Coach																			

Netherlands (NED)

No.	Name	MIN	PTS	Field Goals		2 Points		3 Points		Free Throws		Rebounds			AS	ST	TO	BS	PF
				M/A	%	M/A	%	M/A	%	M/A	%	OR	DR	TOT					
4	OOSTERBOSCH Mario			0/1	0.0	0/1	0.0						1	1	2			1	
5	DETTMER Ruud	09:06													1				
* 6	de ROOIJ Anton	15:14		0/2	0.0	0/2	0.0			0/2	0.0				1		1	2	
* 7	JEBARI Mustafa	13:02	6	2/4	50.0	2/4	50.0			2/4	50.0	2	1	3	1	2	2		2
8	van GENT Arie	04:46																	1
* 9	de GOEDE Frank	10:54	4	2/4	50.0	2/4	50.0												3
* 10	van der LINDEN Gert Jan	17:52	6	2/4	50.0	2/3	66.7	0/1	0.0	2/2	100.0	2	2	4	6	1			1
11	't LAM Wim	03:51	4	2/3	66.7	2/3	66.7			0/1	0.0	1	1	2			1		
* 12	JANSENS Koen	16:09	17	8/14	57.1	8/14	57.1			1/2	50.0	2	8	10	2	3	1		1
13	MARTENS Rene																		
14	van de BUNTE Kees																		
15	van der WERF Kornelis	09:06	7	3/3	100.0	3/3	100.0			1/2	50.0		3	3	1		2		1
Team Coach																			
TOTALS			44	19/35	54.3	19/34	55.9	0/1	0.0	6/13	46.2	7	16	23	13	6	7	1	11
Coach		VERHEUVEL Rob																	
Assistant Coach		VERGOOSSEN Luc																	

	KOR	NED
Points from Turnovers:	4	8
Biggest Lead:	2 (2-0)	25 (41-16)
Second Chance Points:	2	6
Lead Changes:	1	

	KOR	NED
Points in the Paint:	10	34
Biggest Scoring Run:	4-0 (10-20)	16-0 (16-2)
Fast Break Points:	2	8
Times Tied:	1	

Legend:

MIN : Minutes Played **M/A** : Made/Attempts **%** : Shooting Percentage **OR** : Offensive Rebounds
DR : Defensive Rebounds **TOT** : Total Rebounds **AS** : Assist **ST** : Steals
TO : Turnovers **BS** : Blocked Shots **PF** : Fouls **PTS** : Points
HF : Half of Time **OT** : Over Time * : Starting/Initial

PRNWB00000021.00069 00101913:11V010

Match No: 2

KOR 48 vs 83 NED

Start Time: 11:30

Attendance: 3411

Referees: BRIERE Gilles (CAN)
CALIGIURI Gabriele (AUS)

BURFORD Jonathon (USA)

Scoring by 5 min intervals:	KOR	NED	1.HF				2.HF			
			2	10	16	21	32	35	41	48
			12	20	31	44	52	60	66	83

Time	Score	Korea	Action	Netherlands	Time	Score	Korea	Action	Netherlands
FIRST HALF									
20:00		4 - KIM Ho-Yong	Player IN		15:11	2-12		2 Pt. in the paint	12 - JANSENS Koen
20:00		6 - KO Kwang-Yub	Player IN		14:38		6 - KO Kwang-Yub	2 Pt. Miss	
20:00		8 - IM Chan-Kuw	Player IN		14:36			Defens.Rebound	12 - JANSENS Koen
20:00		10 - HAN Sa-Hyun	Player IN		14:30			Fast Break	Netherlands
20:00		15 - KIM Ji-Nam	Player IN		14:29	2-14		2 Pt. in the paint	10 - van der LINDEN G.J.
20:00			Player IN	6 - de ROOIJ Anton	14:29			Assist	12 - JANSENS Koen
20:00			Player IN	7 - JEBARI Mustafa	14:18			Foul	7 - JEBARI Mustafa (P1,T4)
20:00			Player IN	9 - de GOEDE Frank	14:18		4 - KIM Ho-Yong	Player OUT	
20:00			Player IN	10 - van der LINDEN G.J.	14:18		14 - KIM Young-Duk	Player IN	
20:00			Player IN	12 - JANSENS Koen	13:59		6 - KO Kwang-Yub	2 Pt. Miss	
19:45			Foul	9 - de GOEDE Frank (P1,T1)	13:55			Defens.Rebound	12 - JANSENS Koen
19:45		10 - HAN Sa-Hyun	Free Th. Miss		13:52			2 Pt. Miss	9 - de GOEDE Frank
19:45		10 - HAN Sa-Hyun	Free Th. Miss		13:50		14 - KIM Young-Duk	Defens.Rebound	
19:43			Defens.Rebound	7 - JEBARI Mustafa	13:49		10 - HAN Sa-Hyun	Turnover	
19:29			2 Pt. Miss	6 - de ROOIJ Anton	13:42			2 Pt. Miss	12 - JANSENS Koen
19:25		10 - HAN Sa-Hyun	Defens.Rebound		13:40		15 - KIM Ji-Nam	Defens.Rebound	
19:18		Korea	Fast Break		13:33			Foul	10 - van der LINDEN G.J. (P1,T5)
19:15	2-0	6 - KO Kwang-Yub	2 Pt. in the paint		13:13		14 - KIM Young-Duk	2 Pt. Miss	
19:15		8 - IM Chan-Kuw (P1,T1)	Foul		13:10			Defens.Rebound	12 - JANSENS Koen
19:05	2-2		2 Pt. in the paint	12 - JANSENS Koen	13:03			Fast Break	Netherlands
18:51			Assist	10 - van der LINDEN G.J.	13:01	2-16		2 Pt. in the paint	9 - de GOEDE Frank
18:43			Foul	6 - de ROOIJ Anton (P1,T2)	13:01		10 - HAN Sa-Hyun	Assist	10 - van der LINDEN G.J.
18:41		15 - KIM Ji-Nam	Turnover		12:46	4-16	10 - HAN Sa-Hyun	2 Pt. in the paint	
18:18			2 Pt. Miss	12 - JANSENS Koen	12:46		6 - KO Kwang-Yub	Assist	
18:16		15 - KIM Ji-Nam	Defens.Rebound		12:30			2 Pt. Miss	9 - de GOEDE Frank
17:58		4 - KIM Ho-Yong	2 Pt. Miss		12:26			Offens.Rebound	10 - van der LINDEN G.J.
17:56			Defens.Rebound	12 - JANSENS Koen	12:23	4-18		2 Pt. in the paint	12 - JANSENS Koen
17:46	2-4		2 Pt. in the paint	7 - JEBARI Mustafa	12:23			Assist	10 - van der LINDEN G.J.
17:46			Assist	6 - de ROOIJ Anton	12:11		8 - IM Chan-Kuw	2 Pt. Miss	
17:38			Foul	9 - de GOEDE Frank (P2,T3)	12:08		10 - HAN Sa-Hyun	Offens.Rebound	
17:25			Steal	7 - JEBARI Mustafa	12:08	6-18	6 - KO Kwang-Yub	2 Pt. in the paint	
17:23		4 - KIM Ho-Yong	Turnover		12:04		8 - IM Chan-Kuw	Assist	
17:23		15 - KIM Ji-Nam (P1,T2)	Foul		11:50			Turnover	6 - de ROOIJ Anton
17:14			2 Pt. Miss	12 - JANSENS Koen	11:50		15 - KIM Ji-Nam	Player OUT	
17:12			Offens.Rebound	7 - JEBARI Mustafa	11:50		13 - YANG Hun-Mo	Player IN	
17:10			2 Pt. Miss	7 - JEBARI Mustafa	11:50		14 - KIM Young-Duk	Player OUT	
17:10			Offens.Rebound	7 - JEBARI Mustafa	11:50		5 - KIM Jung-Seob	Player IN	
17:10			2 Pt. Miss	7 - JEBARI Mustafa	11:50		8 - IM Chan-Kuw	Player OUT	
17:07		10 - HAN Sa-Hyun	Defens.Rebound		11:30		12 - KANG Hee-Joon	Player IN	
17:07		10 - HAN Sa-Hyun (P1,T3)	Offensive Foul		11:24	6-20	10 - HAN Sa-Hyun	Turnover	
17:07		10 - HAN Sa-Hyun	Turnover		11:24			2 Pt. in the paint	12 - JANSENS Koen
17:00	2-6		2 Pt. MADE	12 - JANSENS Koen	11:12		12 - KANG Hee-Joon (P1,T4)	Assist	10 - van der LINDEN G.J.
16:39		4 - KIM Ho-Yong	2 Pt. Miss		11:12		12 - KANG Hee-Joon	Offensive Foul	
16:25			Defens.Rebound	12 - JANSENS Koen	11:01			Turnover	
16:25			Fast Break	Netherlands	10:59			3 Pt. Miss	10 - van der LINDEN G.J.
16:22	2-8		2 Pt. in the paint	9 - de GOEDE Frank	10:55			Offens.Rebound	12 - JANSENS Koen
16:22			Assist	7 - JEBARI Mustafa	10:53			2 Pt. Miss	12 - JANSENS Koen
16:05			Steal	7 - JEBARI Mustafa	10:39			Offens.Rebound	10 - van der LINDEN G.J.
16:03		8 - IM Chan-Kuw	Turnover		10:39			Turnover	7 - JEBARI Mustafa
16:01			2 Pt. Miss	12 - JANSENS Koen	10:34	8-20	10 - HAN Sa-Hyun	2 Pt. in the paint	
15:58		4 - KIM Ho-Yong	Defens.Rebound		10:29		10 - HAN Sa-Hyun (P2,T5)	Foul	
15:48		8 - IM Chan-Kuw	Turnover		10:15			2 Pt. Miss	6 - de ROOIJ Anton
15:43			Fast Break	Netherlands	10:13			Defens.Rebound	
15:41	2-10		2 Pt. in the paint	7 - JEBARI Mustafa	10:03	10-20	10 - HAN Sa-Hyun	2 Pt. MADE	
15:19			Steal	12 - JANSENS Koen	10:03		5 - KIM Jung-Seob	Assist	
15:17		4 - KIM Ho-Yong	Turnover		9:40		6 - KO Kwang-Yub	Foul	
					9:40		13 - YANG Hun-Mo (P1,T6)	Player OUT	
					9:40		13 - YANG Hun-Mo	Player OUT	

Wheelchair Basketball

MEN PRELIMINARY GROUP B PLAY BY PLAY



THU 19 OCT 2000

SYDNEY SUPERDOME

Time	Score	Korea	Action	Netherlands	Time	Score	Korea	Action	Netherlands
FIRST HALF					FIRST HALF				
9:40		8 - IM Chan-Kuw	Player IN		4:31		6 - KO Kwang-Yub	Free Th. Miss	
9:40			Free Th. Miss	7 - JEBARI Mustafa	4:31		6 - KO Kwang-Yub	Free Th. Miss	
9:40	10-21		Free Th. MADE	7 - JEBARI Mustafa	4:25			Defens.Rebound	12 - JANSSENS Koen
9:30			Foul	9 - de GOEDE Frank (P3,T6)	4:17	16-34		2 Pt. in the paint	12 - JANSSENS Koen
9:11		8 - IM Chan-Kuw	2 Pt. Miss		4:17		15 - KIM Ji-Nam (P3,T12)	Foul	
9:09			Defens.Rebound	10 - van der LINDEN G.J.	4:17	16-35		Free Th. MADE	12 - JANSSENS Koen
9:06			Offensive Foul	7 - JEBARI Mustafa (P2,T7)	3:59			Steal	12 - JANSSENS Koen
9:06			Turnover	7 - JEBARI Mustafa	3:57		6 - KO Kwang-Yub	Turnover	
9:06			Player OUT	9 - de GOEDE Frank	3:51			2 Pt. Miss	12 - JANSSENS Koen
9:06			Player IN	15 - van der WERF K.	3:51			Time Out	Netherlands
9:06			Player OUT	7 - JEBARI Mustafa	3:51			Player OUT	12 - JANSSENS Koen
9:06			Player IN	5 - DETTMER Ruud	3:51			Player IN	11 - 't LAM Wim
8:40		10 - HAN Sa-Hyun	2 Pt. Miss		3:36		8 - IM Chan-Kuw	2 Pt. Miss	
8:38			Block Shot	5 - DETTMER Ruud	3:33			Defens.Rebound	15 - van der WERF K.
8:35			Defens.Rebound	5 - DETTMER Ruud	3:16	16-37		2 Pt. in the paint	15 - van der WERF K.
8:32			Offensive Foul	12 - JANSSENS Koen (P1,T8)	3:16			Assist	5 - DETTMER Ruud
8:32			Turnover	12 - JANSSENS Koen	2:50		6 - KO Kwang-Yub	Turnover	
8:23		5 - KIM Jung-Seob	2 Pt. Miss		2:35			Turnover	11 - 't LAM Wim
8:20			Defens.Rebound	10 - van der LINDEN G.J.	2:35		15 - KIM Ji-Nam	Player OUT	
8:15		8 - IM Chan-Kuw (P2,T7)	Foul		2:35		11 - KIM Chul-Soo	Player IN	
8:06	10-23		2 Pt. in the paint	15 - van der WERF K.	2:35		10 - HAN Sa-Hyun	Player OUT	
8:06			Assist	10 - van der LINDEN G.J.	2:35		8 - IM Chan-Kuw	Player OUT	
7:49	12-23	12 - KANG Hee-Joon	2 Pt. in the paint		2:35		7 - HAN Jin-Hee	Player IN	
7:49		10 - HAN Sa-Hyun	Assist		2:35		13 - YANG Hun-Mo	Player IN	
7:36	12-25		2 Pt. in the paint	12 - JANSSENS Koen	2:21		6 - KO Kwang-Yub	2 Pt. Miss	
7:36			Assist	15 - van der WERF K.	2:20			Defens.Rebound	15 - van der WERF K.
7:36		12 - KANG Hee-Joon (P2,T8)	Foul		2:13	16-39		2 Pt. in the paint	11 - 't LAM Wim
7:36		12 - KANG Hee-Joon	Player OUT		2:13			Assist	10 - van der LINDEN G.J.
7:36		5 - KIM Jung-Seob	Player OUT		2:13		7 - HAN Jin-Hee (P1,T13)	Foul	
7:36		15 - KIM Ji-Nam	Player IN		2:13			Free Th. Miss	11 - 't LAM Wim
7:36		4 - KIM Ho-Yong	Player IN		2:11		5 - KIM Jung-Seob	Defens.Rebound	
7:36			Free Th. Miss	12 - JANSSENS Koen	2:08		11 - KIM Chul-Soo	Turnover	
7:31	12-27		2 Pt. MADE	10 - van der LINDEN G.J.	2:08			Offensive Foul	15 - van der WERF K. (P1,T11)
7:31			Assist	12 - JANSSENS Koen	2:08			Turnover	15 - van der WERF K.
7:14		8 - IM Chan-Kuw	3 Pt. Miss		2:08			Player OUT	10 - van der LINDEN G.J.
7:12			Defens.Rebound	15 - van der WERF K.	2:08			Player IN	7 - JEBARI Mustafa
7:02		15 - KIM Ji-Nam (P2,T9)	Foul		1:58		5 - KIM Jung-Seob	2 Pt. Miss	
7:02			Free Th. Miss	6 - de ROOIJ Anton	1:54			Defens.Rebound	11 - 't LAM Wim
7:02			Free Th. Miss	6 - de ROOIJ Anton	1:41			2 Pt. Miss	11 - 't LAM Wim
6:59			Offens.Rebound	12 - JANSSENS Koen	1:38			Offens.Rebound	11 - 't LAM Wim
6:59	12-29		Tap MADE	12 - JANSSENS Koen	1:38	16-41		Tap MADE	11 - 't LAM Wim
6:52			Steal	10 - van der LINDEN G.J.	1:12	19-41	5 - KIM Jung-Seob	3 Pt. MADE	
6:46		6 - KO Kwang-Yub	Turnover		1:01		13 - YANG Hun-Mo (P2,T14)	Foul	
6:44			2 Pt. Miss	10 - van der LINDEN G.J.	1:01			Free Th. Miss	7 - JEBARI Mustafa
6:41		4 - KIM Ho-Yong	Defens.Rebound		1:01	19-42		Free Th. MADE	7 - JEBARI Mustafa
6:25		10 - HAN Sa-Hyun	3 Pt. Miss		0:40	21-42	5 - KIM Jung-Seob	2 Pt. MADE	
6:22			Defens.Rebound	12 - JANSSENS Koen	0:40		7 - HAN Jin-Hee	Assist	
6:18		10 - HAN Sa-Hyun (P3,T10)	Foul		0:14	21-44		2 Pt. in the paint	15 - van der WERF K.
6:18		Korea	Time Out		0:14			Assist	5 - DETTMER Ruud
6:18	12-30		Free Th. MADE	10 - van der LINDEN G.J.	0:00		5 - KIM Jung-Seob	3 Pt. Miss	
6:18	12-31		Free Th. MADE	10 - van der LINDEN G.J.	SECOND HALF				
5:58	14-31	6 - KO Kwang-Yub	2 Pt. MADE		20:00		4 - KIM Ho-Yong	Player IN	
5:44			2 Pt. Miss	5 - DETTMER Ruud	20:00		6 - KO Kwang-Yub	Player IN	
5:42		15 - KIM Ji-Nam	Defens.Rebound		20:00		8 - IM Chan-Kuw	Player IN	
5:35			Foul	6 - de ROOIJ Anton (P2,T9)	20:00		10 - HAN Sa-Hyun	Player IN	
5:35		8 - IM Chan-Kuw	Free Th. Miss		20:00		15 - KIM Ji-Nam	Player IN	
5:35		8 - IM Chan-Kuw	Free Th. Miss		20:00			Player IN	10 - van der LINDEN G.J.
5:34			Defens.Rebound	12 - JANSSENS Koen	20:00			Player IN	12 - JANSSENS Koen
5:20			Turnover	15 - van der WERF K.	20:00			Player IN	15 - van der WERF K.
5:00	16-31	6 - KO Kwang-Yub	2 Pt. MADE		20:00			Player IN	6 - de ROOIJ Anton
5:00		10 - HAN Sa-Hyun	Assist		20:00			Player IN	5 - DETTMER Ruud
4:46		6 - KO Kwang-Yub (P1,T11)	Foul		19:52	21-46		2 Pt. in the paint	10 - van der LINDEN G.J.
4:46			Player OUT	6 - de ROOIJ Anton	19:29			Foul	15 - van der WERF K. (P2,T1)
4:46			Player IN	8 - van GENT Arie	19:29	22-46	6 - KO Kwang-Yub	Free Th. MADE	
4:46	16-32		Free Th. MADE	15 - van der WERF K.	19:29	23-46	6 - KO Kwang-Yub	Free Th. MADE	
4:46			Free Th. Miss	15 - van der WERF K.	19:23		6 - KO Kwang-Yub (P2,T1)	Foul	
4:31			Foul	8 - van GENT Arie (P1,T10)	19:17			2 Pt. Miss	12 - JANSSENS Koen
4:31		4 - KIM Ho-Yong	Player OUT		19:14		8 - IM Chan-Kuw	Defens.Rebound	
4:31		5 - KIM Jung-Seob	Player IN		19:03	25-46	4 - KIM Ho-Yong	2 Pt. MADE	

Wheelchair Basketball

Wheelchair Basketball

Wheelchair Basketball

Wheelchair Basketball

Time	Score	Korea	Action	Netherlands	Time	Score	Korea	Action	Netherlands
		SECOND HALF					SECOND HALF		
19:03		8 - IM Chan-Kuw	Assist		12:51			Foul	13 - MARTENS Rene (P3,T5)
18:37	25-48		2 Pt. MADE	5 - DETTMER Ruud	12:51	15 - KIM Ji-Nam		Player OUT	
18:03	28-48	8 - IM Chan-Kuw	3 Pt. MADE		12:51	12 - KANG Hee-Joon		Player IN	
18:03		10 - HAN Sa-Hyun	Assist		12:34			Foul	12 - JANSSENS Koen (P2,T6)
17:47			2 Pt. Miss	5 - DETTMER Ruud	12:34	6 - KO Kwang-Yub		Free Th. Miss	
17:44		4 - KIM Ho-Yong	Defens.Rebound		12:34	6 - KO Kwang-Yub		Free Th. Miss	
17:40			Steal	12 - JANSSENS Koen	12:32			Defens.Rebound	12 - JANSSENS Koen
17:37		4 - KIM Ho-Yong	Turnover		12:13	12 - KANG Hee-Joon (P3,T5)		Foul	
17:35			2 Pt. Miss	5 - DETTMER Ruud	12:13			Player OUT	15 - van der WERF K.
17:33		15 - KIM Ji-Nam	Defens.Rebound		12:13			Player IN	11 - 't LAM Wim
17:33		15 - KIM Ji-Nam	Turnover		12:06	32-58		2 Pt. MADE	7 - JEBARI Mustafa
17:26		6 - KO Kwang-Yub (P3,T2)	Foul		12:06			Assist	12 - JANSSENS Koen
17:23			3 Pt. Miss	10 - van der LINDEN G.J.	11:55			Foul	6 - de ROOIJ Anton (P3,T7)
17:20		6 - KO Kwang-Yub	Player OUT		11:45	34-58	8 - IM Chan-Kuw	2 Pt. MADE	
17:20		7 - HAN Jin-Hee	Player IN		11:45		10 - HAN Sa-Hyun	Assist	
17:08		8 - IM Chan-Kuw	Turnover		11:37			Turnover	7 - JEBARI Mustafa
16:45	28-50		2 Pt. in the paint	12 - JANSSENS Koen	11:32			Steal	7 - JEBARI Mustafa
16:45			Assist	10 - van der LINDEN G.J.	11:30		6 - KO Kwang-Yub	Turnover	
16:28		8 - IM Chan-Kuw	2 Pt. Miss		11:26			Fast Break	Netherlands
16:26			Defens.Rebound	15 - van der WERF K.	11:24	34-60		2 Pt. in the paint	7 - JEBARI Mustafa
16:22		8 - IM Chan-Kuw	Steal		11:18		4 - KIM Ho-Yong (P1,T6)	Offensive Foul	
16:20			Turnover	15 - van der WERF K.	11:18		4 - KIM Ho-Yong	Turnover	
16:16		4 - KIM Ho-Yong	2 Pt. Miss		11:12			2 Pt. Miss	6 - de ROOIJ Anton
16:14		15 - KIM Ji-Nam	Offens.Rebound		11:09		12 - KANG Hee-Joon	Defens.Rebound	
16:11		15 - KIM Ji-Nam	Turnover		10:59		6 - KO Kwang-Yub	Turnover	
16:06		10 - HAN Sa-Hyun	Steal		10:54			Turnover	12 - JANSSENS Koen
16:04			Turnover	10 - van der LINDEN G.J.	10:38		8 - IM Chan-Kuw	Turnover	
15:59	30-50	4 - KIM Ho-Yong	2 Pt. MADE		10:20			2 Pt. Miss	12 - JANSSENS Koen
15:59		8 - IM Chan-Kuw	Assist		10:18		10 - HAN Sa-Hyun	Defens.Rebound	
15:40		15 - KIM Ji-Nam	Steal		10:17			Unspor. Foul	6 - de ROOIJ Anton (P4,T8)
15:38			Turnover	12 - JANSSENS Koen	10:17			Player OUT	6 - de ROOIJ Anton
15:34		4 - KIM Ho-Yong	2 Pt. Miss		10:17			Player IN	8 - van GENT Arie
15:33		15 - KIM Ji-Nam	Offens.Rebound		10:17		12 - KANG Hee-Joon	Player OUT	
15:33			Foul	15 - van der WERF K. (P3,T2)	10:17		15 - KIM Ji-Nam	Player IN	
15:33			Player OUT	10 - van der LINDEN G.J.	10:17		8 - IM Chan-Kuw	Free Th. Miss	
15:33			Player IN	7 - JEBARI Mustafa	10:17	35-60	8 - IM Chan-Kuw	Free Th. MADE	
15:33			Player OUT	5 - DETTMER Ruud	10:07		8 - IM Chan-Kuw	2 Pt. Miss	
15:33			Player IN	13 - MARTENS Rene	10:07			Block Shot	11 - 't LAM Wim
15:33		4 - KIM Ho-Yong	Player OUT		9:56			Steal	12 - JANSSENS Koen
15:33		5 - KIM Jung-Seob	Player IN		9:54		6 - KO Kwang-Yub	Turnover	
15:19	32-50	15 - KIM Ji-Nam	2 Pt. in the paint		9:46			2 Pt. Miss	7 - JEBARI Mustafa
15:08		7 - HAN Jin-Hee (P2,T3)	Foul		9:44		15 - KIM Ji-Nam	Defens.Rebound	
15:08		5 - KIM Jung-Seob	Player OUT		9:33		4 - KIM Ho-Yong	2 Pt. Miss	
15:08		14 - KIM Young-Duk	Player IN		9:32			Defens.Rebound	7 - JEBARI Mustafa
15:08	32-51		Free Th. MADE	12 - JANSSENS Koen	9:32		15 - KIM Ji-Nam	Steal	
15:08	32-52		Free Th. MADE	12 - JANSSENS Koen	9:32			Turnover	7 - JEBARI Mustafa
14:52			Foul	13 - MARTENS Rene (P1,T3)	9:32			Time Out	Netherlands
14:32			Steal	13 - MARTENS Rene	9:32			Player OUT	12 - JANSSENS Koen
14:28		14 - KIM Young-Duk	Turnover		9:32			Player IN	10 - van der LINDEN G.J.
14:22	32-54		2 Pt. in the paint	12 - JANSSENS Koen	9:27		4 - KIM Ho-Yong	2 Pt. Miss	
14:22			Assist	7 - JEBARI Mustafa	9:23		15 - KIM Ji-Nam	Offens.Rebound	
14:22		10 - HAN Sa-Hyun	2 Pt. Miss		9:23		15 - KIM Ji-Nam	2 Pt. Miss	
13:57			Foul	13 - MARTENS Rene (P2,T4)	9:23		4 - KIM Ho-Yong	Offens.Rebound	
13:57		14 - KIM Young-Duk	Player OUT		9:23	37-60	4 - KIM Ho-Yong	Tap MADE	
13:57		4 - KIM Ho-Yong	Player IN		9:23			Foul	11 - 't LAM Wim (P1,T9)
13:57		7 - HAN Jin-Hee	Player OUT		9:21		4 - KIM Ho-Yong	Free Th. Miss	
13:57		6 - KO Kwang-Yub	Player IN		9:14			Defens.Rebound	11 - 't LAM Wim
13:51		15 - KIM Ji-Nam	2 Pt. Miss		9:09			2 Pt. Miss	10 - van der LINDEN G.J.
13:50			Defens.Rebound	6 - de ROOIJ Anton	9:05		4 - KIM Ho-Yong	Defens.Rebound	
13:50		15 - KIM Ji-Nam (P4,T4)	Foul		8:53		15 - KIM Ji-Nam	Turnover	
13:37			2 Pt. Miss	15 - van der WERF K.	8:49			2 Pt. Miss	7 - JEBARI Mustafa
13:35			Offens.Rebound	12 - JANSSENS Koen	8:45		4 - KIM Ho-Yong	Defens.Rebound	
13:31			2 Pt. Miss	12 - JANSSENS Koen	8:36		6 - KO Kwang-Yub	3 Pt. Miss	
13:28		4 - KIM Ho-Yong	Block Shot		8:33		8 - IM Chan-Kuw	Offens.Rebound	
13:25			Offens.Rebound	12 - JANSSENS Koen	8:30	39-60	10 - HAN Sa-Hyun	2 Pt. MADE	
13:22	32-56		2 Pt. in the paint	12 - JANSSENS Koen	8:30		6 - KO Kwang-Yub	Assist	
12:59		10 - HAN Sa-Hyun	2 Pt. Miss		8:09			2 Pt. Miss	11 - 't LAM Wim
12:58			Defens.Rebound	12 - JANSSENS Koen	8:06		8 - IM Chan-Kuw	Defens.Rebound	
12:53			Turnover	12 - JANSSENS Koen	7:57		10 - HAN Sa-Hyun	2 Pt. Miss	

Wheelchair Basketball

Wheelchair Basketball

Wheelchair Basketball

Wheelchair Basketball

MEN PRELIMINARY GROUP B PLAY BY PLAY



THU 19 OCT 2000

SYDNEY SUPERDOME

Time	Score	Korea	Action	Netherlands	Time	Score	Korea	Action	Netherlands
SECOND HALF									
7:54			Defens.Rebound	7 - JEBARI Mustafa	3:01			Fast Break	Netherlands
7:51			Turnover	7 - JEBARI Mustafa	2:59	45-70		2 Pt. in the paint	9 - de GOEDE Frank
7:48		8 - IM Chan-Kuw	Turnover		2:59			Assist	10 - van der LINDEN G.J.
7:48			Player OUT	11 - 't LAM Wim	2:28		8 - IM Chan-Kuw	Turnover	
7:48			Player IN	4 - OOSTERBOSCH Mario	2:26			Steal	7 - JEBARI Mustafa
7:37			3 Pt. Miss	13 - MARTENS Rene	2:23	45-72		2 Pt. in the paint	4 - OOSTERBOSCH Mario
7:34		4 - KIM Ho-Yong	Defens.Rebound		2:12			Foul	4 - OOSTERBOSCH Mario (P2,T13)
7:10		6 - KO Kwang-Yub	2 Pt. Miss		2:12		8 - IM Chan-Kuw	Free Th. Miss	
7:08			Defens.Rebound	13 - MARTENS Rene	2:12		8 - IM Chan-Kuw	Free Th. Miss	
6:55		6 - KO Kwang-Yub (P4,T7)	Foul		2:10		15 - KIM Ji-Nam	Offens.Rebound	
6:47			2 Pt. Miss	13 - MARTENS Rene	2:07		15 - KIM Ji-Nam	2 Pt. Miss	
6:44			Offens.Rebound	4 - OOSTERBOSCH Mario	2:05			Block Shot	4 - OOSTERBOSCH Mario
6:40	39-62		2 Pt. in the paint	13 - MARTENS Rene	2:03			Offens.Rebound	
6:40			Assist	10 - van der LINDEN G.J.	2:01		15 - KIM Ji-Nam	2 Pt. Miss	
6:32			Foul	7 - JEBARI Mustafa (P3,T10)	1:59			Defens.Rebound	10 - van der LINDEN G.J.
6:32		6 - KO Kwang-Yub	Player OUT		1:54			2 Pt. Miss	7 - JEBARI Mustafa
6:32		7 - HAN Jin-Hee	Player IN		1:52			Offens.Rebound	10 - van der LINDEN G.J.
6:32		4 - KIM Ho-Yong	Player OUT		1:52		13 - YANG Hun-Mo (P3,T9)	Foul	
6:32		14 - KIM Young-Duk	Player IN		1:52	45-73		Free Th. MADE	10 - van der LINDEN G.J.
6:32	40-62	10 - HAN Sa-Hyun	Free Th. MADE		1:52	45-74		Free Th. MADE	10 - van der LINDEN G.J.
6:32	41-62	10 - HAN Sa-Hyun	Free Th. MADE		1:30		8 - IM Chan-Kuw	Turnover	
6:22			Offensive Foul	13 - MARTENS Rene (P4,T11)	1:30		6 - KO Kwang-Yub (P5,T10)	Foul	
6:22			Turnover	13 - MARTENS Rene	1:30			Player OUT	10 - van der LINDEN G.J.
6:01		14 - KIM Young-Duk	2 Pt. Miss		1:30			Player IN	12 - JANSSENS Koen
5:59			Defens.Rebound	10 - van der LINDEN G.J.	1:30		8 - IM Chan-Kuw	Player OUT	
5:51	41-64		2 Pt. in the paint	4 - OOSTERBOSCH Mario	1:30		15 - KIM Ji-Nam	Player OUT	
5:51			Assist	10 - van der LINDEN G.J.	1:30		11 - KIM Chul-Soo	Player IN	
5:34		15 - KIM Ji-Nam	2 Pt. Miss		1:30		9 - PARK Sea-Kyun	Player IN	
5:31			Defens.Rebound	4 - OOSTERBOSCH Mario	1:30		6 - KO Kwang-Yub	Player OUT	
5:23	41-66		2 Pt. in the paint	10 - van der LINDEN G.J.	1:30		7 - HAN Jin-Hee	Player IN	
5:23		Korea	Time Out		1:30			Free Th. Miss	7 - JEBARI Mustafa
5:23			Player OUT	13 - MARTENS Rene	1:29			Free Th. Miss	7 - JEBARI Mustafa
5:23			Player IN	9 - de GOEDE Frank	1:27		11 - KIM Chul-Soo	Defens.Rebound	
5:12		10 - HAN Sa-Hyun (P4,T8)	Offensive Foul		1:11		14 - KIM Young-Duk	2 Pt. Miss	
5:12		10 - HAN Sa-Hyun	Turnover		0:59	45-76		2 Pt. in the paint	7 - JEBARI Mustafa
5:00			3 Pt. Miss	10 - van der LINDEN G.J.	0:51			Foul	8 - van GENT Arie (P2,T14)
4:58		8 - IM Chan-Kuw	Defens.Rebound		0:51		14 - KIM Young-Duk	Player OUT	
4:47		7 - HAN Jin-Hee	2 Pt. Miss		0:51		10 - HAN Sa-Hyun	Player IN	
4:45			Block Shot	9 - de GOEDE Frank	0:51		13 - YANG Hun-Mo	Free Th. Miss	
4:43			Defens.Rebound	4 - OOSTERBOSCH Mario	0:51	46-76	13 - YANG Hun-Mo	Free Th. MADE	
4:39			Fast Break	Netherlands	0:42		11 - KIM Chul-Soo (P1,T11)	Foul	
4:37	41-68		2 Pt. in the paint	9 - de GOEDE Frank	0:42			Free Th. Miss	12 - JANSSENS Koen
4:06	43-68	15 - KIM Ji-Nam	2 Pt. MADE		0:42	46-77		Free Th. MADE	12 - JANSSENS Koen
4:06		10 - HAN Sa-Hyun	Assist		0:31	48-77	7 - HAN Jin-Hee	2 Pt. in the paint	
3:54			2 Pt. Miss	4 - OOSTERBOSCH Mario	0:31		9 - PARK Sea-Kyun	Assist	
3:51		14 - KIM Young-Duk	Defens.Rebound		0:20	48-79		2 Pt. in the paint	12 - JANSSENS Koen
3:25		14 - KIM Young-Duk	Turnover		0:16		11 - KIM Chul-Soo	Turnover	
3:20			Offensive Foul	4 - OOSTERBOSCH Mario (P1,T12)	0:06			2 Pt. Miss	12 - JANSSENS Koen
3:20			Turnover	4 - OOSTERBOSCH Mario	0:06			Offens.Rebound	12 - JANSSENS Koen
3:20		7 - HAN Jin-Hee	Player OUT		0:06	48-81		Tap MADE	12 - JANSSENS Koen
3:20		10 - HAN Sa-Hyun	Player OUT		0:04			Steal	12 - JANSSENS Koen
3:20		6 - KO Kwang-Yub	Player IN		0:01		7 - HAN Jin-Hee	Turnover	
3:20		13 - YANG Hun-Mo	Player IN		0:01	48-83		2 Pt. in the paint	7 - JEBARI Mustafa
3:10	45-68	13 - YANG Hun-Mo	2 Pt. MADE		0:00			END OF PERIOD	

Wheelchair Basketball

Wheelchair Basketball

Wheelchair Basketball

Wheelchair Basketball

PRNWB00000022.00073 00101913:08V020

MEN PRELIMINARY GROUP B MATCH RESULTS



THU 19 OCT 2000

SYDNEY SUPERDOME

Match No: 2

KOR 48 vs 83 NED

Start Time: 11:30

Attendance: 3411

Referees: BRIERE Gilles (CAN)
CALIGIURI Gabriele (AUS)

BURFORD Jonathon (USA)

Scoring by 5 min intervals:	KOR	NED	1.HF				2.HF			
			2	10	16	21	32	35	41	48
			12	20	31	44	52	60	66	83

Korea (KOR)

No.	Name	MIN	PTS	Field Goals		2 Points		3 Points		Free Throws		Rebounds			AS	ST	TO	BS	PF
				M/A	%	M/A	%	M/A	%	M/A	%	OR	DR	TOT					
* 4	KIM Ho-Yong	20:39	6	3/9	33.3	3/9	33.3			0/1	0.0	1	6	7			4	1	1
5	KIM Jung-Seob	09:10	7	3/6	50.0	2/4	50.0	1/2	50.0				1	1					
* 6	KO Kwang-Yub	31:55	10	4/9	44.4	4/8	50.0	0/1	0.0	2/6	33.3				3		6		5
7	HAN Jin-Hee	10:40	2	1/2	50.0	1/2	50.0								1		1		2
* 8	IM Chan-Kuw	33:45	6	2/8	25.0	1/6	16.7	1/2	50.0	1/6	16.7	1	3	4	3	1	7		2
9	PARK Sea-Kyun	01:30													1				
* 10	HAN Sa-Hyun	34:56	8	3/8	37.5	3/7	42.9	0/1	0.0	2/4	50.0	1	4	5	5	1	4		4
11	KIM Chul-Soo	04:05											1	1			2		1
12	KANG Hee-Joon	06:48	2	1/1	100.0	1/1	100.0						1	1			1		3
13	YANG Hun-Mo	08:05	3	1/1	100.0	1/1	100.0			1/2	50.0								3
14	KIM Young-Duk	09:20		0/3	0.0	0/3	0.0						2	2			2		
* 15	KIM Ji-Nam	29:07	4	2/7	28.6	2/7	28.6					5	5	10			2	4	4
Team Coach																			
TOTALS			48	20/54	37.0	18/48	37.5	2/6	33.3	6/19	31.6	8	23	31	13	4	31	1	25
Coach		IN-CHUL Shin																	
Assistant Coach																			

Netherlands (NED)

No.	Name	MIN	PTS	Field Goals		2 Points		3 Points		Free Throws		Rebounds			AS	ST	TO	BS	PF
				M/A	%	M/A	%	M/A	%	M/A	%	OR	DR	TOT					
4	OOSTERBOSCH Mario	07:48	4	2/3	66.7	2/3	66.7					1	2	3			1	1	2
5	DETTMER Ruud	13:33	2	1/4	25.0	1/4	25.0					1	1	1	2			1	
* 6	de ROOIJ Anton	24:57		0/3	0.0	0/3	0.0			0/2	0.0		1	1	1		1		4
* 7	JEBARI Mustafa	28:35	14	6/11	54.5	6/11	54.5			2/6	33.3	2	3	5	2	4	5		3
8	van GENT Arie	15:03																	2
* 9	de GOEDE Frank	16:17	8	4/6	66.7	4/6	66.7											1	3
* 10	van der LINDEN Gert Jan	30:21	12	4/9	44.4	4/6	66.7	0/3	0.0	4/4	100.0	3	4	7	10	1	1	1	1
11	't LAM Wim	08:16	4	2/4	50.0	2/4	50.0			0/1	0.0	1	2	3			1	1	1
* 12	JANSENS Koen	28:07	30	13/23	56.5	13/23	56.5			4/6	66.7	5	10	15	3	6	4		2
13	MARTENS Rene	10:10	2	1/3	33.3	1/2	50.0	0/1	0.0				1	1		1	1		4
14	van de BUNTE Kees																		
15	van der WERF Kornelis	16:53	7	3/4	75.0	3/4	75.0			1/2	50.0		4	4	1		3		3
Team Coach																			
TOTALS			83	36/70	51.4	36/66	54.5	0/4	0.0	11/21	52.4	12	28	40	19	12	17	4	25
Coach		VERHEUVEL Rob																	
Assistant Coach		VERGOOSSEN Luc																	

	KOR	NED		KOR	NED
Points from Turnovers:	12	20	Points in the Paint:	16	64
Biggest Lead:	2 (2-0)	35 (83-48)	Biggest Scoring Run:	7-2 (28-48)	16-0 (16-2)
Second Chance Points:	8	14	Fast Break Points:	2	14
Lead Changes:	1		Times Tied:	1	

Legend:

MIN : Minutes Played **M/A** : Made/Attempts **%** : Shooting Percentage **OR** : Offensive Rebounds
DR : Defensive Rebounds **TOT** : Total Rebounds **AS** : Assist **ST** : Steals
TO : Turnovers **BS** : Blocked Shots **PF** : Fouls **PTS** : Points
HF : Half of Time **OT** : Over Time * : Starting/Initial

Wheelchair Basketball

PRNWB00000023.00076B 00101916:00V010

Preliminary Group B								MATCHES			POINTS		Class.
Rank		AUS	NED	KOR	JPN	FRA	SWE	PLAY	WON	LOST	FOR	AGST	Points
1	AUS		23-Oct	21-Oct	64-36	20-Oct	22-Oct	1	1	0	64	36	2
2	NED	23-Oct		83-48	20-Oct	22-Oct	21-Oct	1	1	0	83	48	2
3	KOR	21-Oct	48-83		22-Oct	23-Oct	20-Oct	1	0	1	48	83	1
4	JPN	36-64	20-Oct	22-Oct		21-Oct	23-Oct	1	0	1	36	64	1
5	FRA	20-Oct	22-Oct	23-Oct	21-Oct		19-Oct	0					
6	SWE	22-Oct	21-Oct	20-Oct	23-Oct	19-Oct		0					

Classification

Phase	Teams	Result
Quarterfinals 1 - 8		25-Oct
Quarterfinals 1 - 8		25-Oct
Quarterfinals 1 - 8		25-Oct
Quarterfinals 1 - 8		25-Oct
Semifinals 9 - 12		26-Oct
Semifinals 9 - 12		26-Oct
Semifinals 1 - 4		26-Oct
Semifinals 1 - 4		26-Oct
Final 1 - 2		28-Oct
Final 3 - 4		28-Oct
Semifinals 5 - 8		27-Oct
Semifinals 5 - 8		27-Oct
Final 5 - 6		28-Oct
Final 7 - 8		28-Oct
Final 9 - 10		28-Oct
Final 11- 12		28-Oct

Final Standings

Medal Rank Team

PRNWB00000024.00073 00101915:06V010

Match No: 3

JPN 22 vs 24 AUS

Start Time: 14:15

Attendance:

Referees: GONZALES Anthony (USA)
BHANIA Balwant (GBR)

GAUTHIER Sebastien (CAN)

FIRST HALF

Scoring by 5 min intervals: **JPN**
AUS

4	8	11	22
4	6	16	24

Japan (JPN)

No.	Name	MIN	PTS	Field Goals		2 Points		3 Points		Free Throws		Rebounds			AS	ST	TO	BS	PF
				M/A	%	M/A	%	M/A	%	M/A	%	OR	DR	TOT					
4	NEGI Shinji																		
5	SHINTANI Hirofumi	03:25																	
* 6	MIYAKE Katsumi	20:00	7	3/12	25.0	2/10	20.0	1/2	50.0			2	2	4			2		2
7	SASAKI Katsuya																		
* 8	KORETOMO Keisuke	20:00	2	0/4	0.0	0/3	0.0	0/1	0.0	2/2	100.0	2	1	3	2	2	4		2
9	SUGASAWA Takao																		
* 10	IWANO Hiroshi	11:29		0/1	0.0	0/1	0.0						2	2					1
* 11	JIMBO Yasuhiro	20:00	8	3/8	37.5	3/8	37.5			2/4	50.0	1	2	3					2
12	KYOYA Kazuyuki	08:31											1	1					
13	ISHIHARA Masaharu																		
* 14	OSHIMA Tomohiko	16:35	5	2/5	40.0	2/5	40.0			1/2	50.0	1	3	4	1		1	1	3
15	OIKAWA Shinpei																		
Team Coach																			
TOTALS			22	8/30	26.7	7/27	25.9	1/3	33.3	5/8	62.5	6	11	17	3	2	7	1	10
Coach		KOTAKI Osamu																	
Assistant Coach		OGAWA Tomoki									SAITO Nobuaki								

Australia (AUS)

No.	Name	MIN	PTS	Field Goals		2 Points		3 Points		Free Throws		Rebounds			AS	ST	TO	BS	PF
				M/A	%	M/A	%	M/A	%	M/A	%	OR	DR	TOT					
4	PORTER Shane	08:57		0/1	0.0	0/1	0.0												
* 5	SACHS Troy	15:40	3	1/5	20.0	1/4	25.0	0/1	0.0	1/2	50.0		7	7	2	1	4	1	3
* 6	GOULD David	17:49	5	2/6	33.3	2/6	33.3			1/4	25.0		3	3	2	1	1		2
* 7	BLYTHE Sandy	20:00	6	3/4	75.0	3/4	75.0						2	2	2	1	1		1
8	GROENEWEGEN Shaun																		
9	McFAWN Michael																		
* 10	MORRIS Nick	11:03	2	1/2	50.0	1/2	50.0			0/1	0.0						1		2
* 11	HEWSON Gerry	15:19	2	1/1	100.0	1/1	100.0					1		1	1		1		2
12	QUINN Brook																		
13	ANDREWS Troy	04:41											1	1					
14	KING Adrian																		
15	NESS Brad	06:31	6	3/3	100.0	3/3	100.0						1	1			2		1
Team Coach																			
TOTALS			24	11/22	50.0	11/21	52.4	0/1	0.0	2/7	28.6	1	14	15	7	4	10	1	11
Coach		TURNER Bob																	
Assistant Coach		OLIVER Richard									WALKER Michael								

	JPN	AUS
Points from Turnovers:	6	7
Biggest Lead:	4 (4-0)	5 (14-9)
Second Chance Points:		2
Lead Changes:	1	

	JPN	AUS
Points in the Paint:	8	18
Biggest Scoring Run:	4-0 (4-0)	8-1 (14-9)
Fast Break Points:	4	4
Times Tied:	5	

Legend:

MIN : Minutes Played **M/A** : Made/Attempts **%** : Shooting Percentage **OR** : Offensive Rebounds
DR : Defensive Rebounds **TOT** : Total Rebounds **AS** : Assist **ST** : Steals
TO : Turnovers **BS** : Blocked Shots **PF** : Fouls **PTS** : Points
HF : Half of Time **OT** : Over Time * : Starting/Initial

PRNWB00000025.00069 00101916:02V010

Match No: 3

JPN 36 vs 64 AUS

Start Time: 14:15

Attendance: 4630

Referees: GONZALES Anthony (USA)
 BHANIA Balwant (GBR)

GAUTHIER Sebastien (CAN)

Scoring by 5 min intervals:	JPN AUS	1.HF				2.HF			
		4	8	11	22	25	27	33	36
		4	8	11	22	25	27	33	36
		4	6	16	24	30	37	48	64

Time	Score	Japan		Action	Australia		Time	Score	Japan		Action	Australia	
		FIRST HALF			FIRST HALF								
20:00		6 - MIYAKE Katsumi		Player IN			14:56				2 Pt. Miss	5 - SACHS Troy	
20:00		8 - KORETOMO Keisuke		Player IN			14:52	6 - MIYAKE Katsumi			Defens.Rebound		
20:00		10 - IWANO Hiroshi		Player IN			14:42				Foul	10 - MORRIS Nick (P1,T5)	
20:00		11 - JIMBO Yasuhiro		Player IN			14:42				Player OUT	15 - NESS Brad	
20:00		14 - OSHIMA Tomohiko		Player IN			14:42				Player IN	6 - GOULD David	
20:00				Player IN	5 - SACHS Troy		14:22				Foul	10 - MORRIS Nick (P2,T6)	
20:00				Player IN	7 - BLYTHE Sandy		14:13	6 - MIYAKE Katsumi			3 Pt. Miss		
20:00				Player IN	10 - MORRIS Nick		14:09				Defens.Rebound	6 - GOULD David	
20:00				Player IN	11 - HEWSON Gerry		14:00				2 Pt. Miss	10 - MORRIS Nick	
20:00				Player IN	6 - GOULD David		13:57	6 - MIYAKE Katsumi			Defens.Rebound		
19:53				Turnover	6 - GOULD David		13:48	11 - JIMBO Yasuhiro			2 Pt. Miss		
19:40		8 - KORETOMO Keisuke		2 Pt. Miss			13:46				Defens.Rebound	5 - SACHS Troy	
19:37				Defens.Rebound	5 - SACHS Troy		13:38				Offensive Foul	7 - BLYTHE Sandy (P1,T7)	
19:27				2 Pt. Miss	5 - SACHS Troy		13:38				Turnover	7 - BLYTHE Sandy	
19:25		10 - IWANO Hiroshi		Defens.Rebound			13:38				Player OUT	10 - MORRIS Nick	
19:25				Foul	11 - HEWSON Gerry (P1,T1)		13:38				Player IN	4 - PORTER Shane	
19:02	2-0	11 - JIMBO Yasuhiro		2 Pt. in the paint			13:23	14 - OSHIMA Tomohiko			2 Pt. Miss		
19:02		14 - OSHIMA Tomohiko		Assist			13:21	11 - JIMBO Yasuhiro			Offens.Rebound		
18:34				2 Pt. Miss	6 - GOULD David		13:17	11 - JIMBO Yasuhiro			2 Pt. Miss		
18:32		14 - OSHIMA Tomohiko		Defens.Rebound			13:16				Defens.Rebound	5 - SACHS Troy	
18:23				Foul	11 - HEWSON Gerry (P2,T2)		13:08				2 Pt. Miss	7 - BLYTHE Sandy	
18:03		11 - JIMBO Yasuhiro		2 Pt. Miss			13:05	10 - IWANO Hiroshi			Defens.Rebound		
18:00				Defens.Rebound	5 - SACHS Troy		12:43	14 - OSHIMA Tomohiko			2 Pt. Miss		
17:54		11 - JIMBO Yasuhiro (P1,T1)		Foul			12:41				Defens.Rebound	5 - SACHS Troy	
17:43				Turnover	5 - SACHS Troy		12:31				2 Pt. Miss	4 - PORTER Shane	
17:30		10 - IWANO Hiroshi		2 Pt. Miss			12:29	14 - OSHIMA Tomohiko			Defens.Rebound		
17:28		14 - OSHIMA Tomohiko (P1,T2)		Foul			12:09	8 - KORETOMO Keisuke			3 Pt. Miss		
17:19		8 - KORETOMO Keisuke		Steal			12:06				Defens.Rebound	7 - BLYTHE Sandy	
17:16				Turnover	11 - HEWSON Gerry		11:57				2 Pt. Miss	6 - GOULD David	
17:16				Foul	5 - SACHS Troy (P1,T3)		11:33				Steal	4 - PORTER Shane	
17:16	3-0	8 - KORETOMO Keisuke		Free Th. MADE			11:31	8 - KORETOMO Keisuke			Turnover		
17:16	4-0	8 - KORETOMO Keisuke		Free Th. MADE			11:31	8 - KORETOMO Keisuke			Steal		
17:05				2 Pt. Miss	6 - GOULD David		11:31				Turnover	5 - SACHS Troy	
17:03		14 - OSHIMA Tomohiko		Defens.Rebound			11:26	11 - JIMBO Yasuhiro			2 Pt. Miss		
16:59		8 - KORETOMO Keisuke (P1,T3)		Offensive Foul			11:22				Defens.Rebound	5 - SACHS Troy	
16:59		8 - KORETOMO Keisuke		Turnover			11:01				Turnover	5 - SACHS Troy	
16:38	4-2			2 Pt. in the paint	7 - BLYTHE Sandy		10:53	Japan			Fast Break		
16:38				Assist	11 - HEWSON Gerry		10:51	6-4	11 - JIMBO Yasuhiro		2 Pt. in the paint		
16:20		14 - OSHIMA Tomohiko		2 Pt. Miss			10:39				Fast Break	Australia	
16:17				Defens.Rebound	6 - GOULD David		10:36	6-6			2 Pt. in the paint	5 - SACHS Troy	
16:02	4-4			2 Pt. in the paint	7 - BLYTHE Sandy		10:36				Assist	7 - BLYTHE Sandy	
16:02				Assist	5 - SACHS Troy		10:17	8-6	6 - MIYAKE Katsumi		2 Pt. MADE		
15:46		6 - MIYAKE Katsumi		2 Pt. Miss			10:04				Turnover	15 - NESS Brad	
15:44		14 - OSHIMA Tomohiko		Offens.Rebound			9:38				Steal	6 - GOULD David	
15:44				Foul	5 - SACHS Troy (P2,T4)		9:36				Turnover		
15:44				Time Out	Australia		9:34				Foul		
15:36		6 - MIYAKE Katsumi		2 Pt. Miss			9:25				2 Pt. Miss	5 - SACHS Troy	
15:32		6 - MIYAKE Katsumi		Offens.Rebound			9:22				Defens.Rebound		
15:31		6 - MIYAKE Katsumi		2 Pt. Miss			9:11				2 Pt. Miss		
15:28		8 - KORETOMO Keisuke		Offens.Rebound			9:11				Block Shot	5 - SACHS Troy	
15:27		8 - KORETOMO Keisuke		2 Pt. Miss			8:55				2 Pt. Miss		
15:23		8 - KORETOMO Keisuke		Offens.Rebound			8:53				Defens.Rebound	5 - SACHS Troy	
15:16		8 - KORETOMO Keisuke		Turnover			8:47				Turnover	5 - SACHS Troy	
15:16				Player OUT	6 - GOULD David		8:47	6 - MIYAKE Katsumi			Turnover		
15:16				Player IN	15 - NESS Brad		8:43				Steal	5 - SACHS Troy	
15:09		10 - IWANO Hiroshi (P1,T4)		Foul			8:33	8-8			2 Pt. in the paint	6 - GOULD David	

Wheelchair Basketball

Wheelchair Basketball

Wheelchair Basketball

Wheelchair Basketball

MEN

PRELIMINARY GROUP B

PLAY BY PLAY



THU 19 OCT 2000

SYDNEY SUPERDOME

Time	Score	Japan	Action	Australia	Time	Score	Japan	Action	Australia
FIRST HALF					FIRST HALF				
8:31		11 - JIMBO Yasuhiro	2 Pt. Miss		1:47		6 - MIYAKE Katsumi	2 Pt. Miss	
8:31		14 - OSHIMA Tomohiko (P2,T6)	Foul		1:44			Defens.Rebound	6 - GOULD David
8:31		Japan	Time Out		1:33			Turnover	10 - MORRIS Nick
8:31			Player OUT	6 - GOULD David	1:28		Japan	Fast Break	
8:31			Player IN	15 - NESS Brad	1:26	22-22	11 - JIMBO Yasuhiro	2 Pt. in the paint	
8:31		10 - IWANO Hiroshi	Player OUT		1:12			Offensive Foul	15 - NESS Brad (P1,T11)
8:31		12 - KYOYA Kazuyuki	Player IN		1:12			Turnover	15 - NESS Brad
8:04	8-10		2 Pt. in the paint	15 - NESS Brad	1:12			Time Out	Australia
8:04			Assist	5 - SACHS Troy	0:43		6 - MIYAKE Katsumi	2 Pt. Miss	
7:38		8 - KORETOMO Keisuke	2 Pt. Miss		0:40			Defens.Rebound	15 - NESS Brad
7:36			Defens.Rebound	7 - BLYTHE Sandy	0:29	22-24		2 Pt. MADE	15 - NESS Brad
7:07			3 Pt. Miss	5 - SACHS Troy	0:29			Assist	6 - GOULD David
7:04		14 - OSHIMA Tomohiko	Block Shot		0:07		6 - MIYAKE Katsumi	2 Pt. Miss	
6:58			Offens.Rebound	11 - HEWSON Gerry	0:02			Defens.Rebound	13 - ANDREWS Troy
6:56	8-12		2 Pt. in the paint	11 - HEWSON Gerry	SECOND HALF				
6:54			Foul	5 - SACHS Troy (P3,T8)	20:00			Player IN	5 - SACHS Troy
6:54			Player OUT	5 - SACHS Troy	20:00			Player IN	7 - BLYTHE Sandy
6:54			Player IN	6 - GOULD David	20:00			Player IN	15 - NESS Brad
6:54		14 - OSHIMA Tomohiko	Free Th. Miss		20:00			Player IN	11 - HEWSON Gerry
6:54	9-12	14 - OSHIMA Tomohiko	Free Th. MADE		20:00		6 - MIYAKE Katsumi	Player IN	
6:41	9-14		2 Pt. in the paint	15 - NESS Brad	20:00		8 - KORETOMO Keisuke	Player IN	
6:41			Assist	6 - GOULD David	20:00		10 - IWANO Hiroshi	Player IN	
6:17	11-14	6 - MIYAKE Katsumi	2 Pt. MADE		20:00		11 - JIMBO Yasuhiro	Player IN	
5:48			2 Pt. Miss	6 - GOULD David	20:00		14 - OSHIMA Tomohiko	Player IN	
5:43		11 - JIMBO Yasuhiro	Defens.Rebound		20:00			Player IN	10 - MORRIS Nick
5:17			Steal	7 - BLYTHE Sandy	19:38			Steal	
5:15		6 - MIYAKE Katsumi	Turnover		19:36		14 - OSHIMA Tomohiko	Turnover	7 - BLYTHE Sandy
5:03	11-16		2 Pt. MADE	6 - GOULD David	19:16			2 Pt. Miss	
4:43	13-16	14 - OSHIMA Tomohiko	2 Pt. in the paint		19:13			Defens.Rebound	15 - NESS Brad
4:43		8 - KORETOMO Keisuke	Assist		19:05			2 Pt. Miss	5 - SACHS Troy
4:41			Player OUT	4 - PORTER Shane	19:03		11 - JIMBO Yasuhiro	Defens.Rebound	
4:41			Player OUT	11 - HEWSON Gerry	18:38		6 - MIYAKE Katsumi	2 Pt. Miss	
4:41			Player IN	10 - MORRIS Nick	18:36			Defens.Rebound	7 - BLYTHE Sandy
4:41			Player IN	13 - ANDREWS Troy	18:20		10 - IWANO Hiroshi (P2,T1)	Foul	
4:41			Player OUT	15 - NESS Brad	18:20	22-25		Free Th. MADE	10 - MORRIS Nick
4:41			Player IN	5 - SACHS Troy	18:20	22-26		Free Th. MADE	10 - MORRIS Nick
4:32		14 - OSHIMA Tomohiko (P3,T7)	Foul		18:07		8 - KORETOMO Keisuke	2 Pt. Miss	
4:32			Free Th. Miss	6 - GOULD David	18:02			Defens.Rebound	7 - BLYTHE Sandy
4:32			Free Th. Miss	6 - GOULD David	17:52			Turnover	5 - SACHS Troy
4:30		8 - KORETOMO Keisuke	Defens.Rebound		17:52			Foul	15 - NESS Brad (P2,T1)
4:11	15-16	14 - OSHIMA Tomohiko	2 Pt. MADE		17:52			Player OUT	15 - NESS Brad
3:43	15-18		2 Pt. in the paint	7 - BLYTHE Sandy	17:52			Player IN	6 - GOULD David
3:25			Foul	6 - GOULD David (P1,T9)	17:39	24-26	10 - IWANO Hiroshi	2 Pt. in the paint	
3:25		14 - OSHIMA Tomohiko	Player OUT		17:15		11 - JIMBO Yasuhiro	Steal	
3:25		5 - SHINTANI Hirofumi	Player IN		17:13			Turnover	5 - SACHS Troy
3:25	16-18	11 - JIMBO Yasuhiro	Free Th. MADE		16:53		6 - MIYAKE Katsumi	2 Pt. Miss	
3:25		11 - JIMBO Yasuhiro	Free Th. Miss		16:51			Defens.Rebound	5 - SACHS Troy
3:23		6 - MIYAKE Katsumi	Offens.Rebound		16:43			Fast Break	Australia
3:10		8 - KORETOMO Keisuke	Turnover		16:41	24-28		2 Pt. in the paint	6 - GOULD David
2:58		6 - MIYAKE Katsumi (P1,T8)	Foul		16:41			Assist	5 - SACHS Troy
2:58	16-19		Free Th. MADE	6 - GOULD David	16:24		14 - OSHIMA Tomohiko	2 Pt. Miss	
2:58			Free Th. Miss	6 - GOULD David	16:20		14 - OSHIMA Tomohiko	Offens.Rebound	
2:50			Foul	6 - GOULD David (P2,T10)	16:18		14 - OSHIMA Tomohiko	2 Pt. Miss	
2:50		11 - JIMBO Yasuhiro	Free Th. Miss		16:17		10 - IWANO Hiroshi	Offens.Rebound	
2:50	17-19	11 - JIMBO Yasuhiro	Free Th. MADE		16:17			Foul	6 - GOULD David (P3,T2)
2:43		8 - KORETOMO Keisuke (P2,T9)	Foul		16:17		10 - IWANO Hiroshi	Free Th. Miss	
2:43			Free Th. Miss	5 - SACHS Troy	16:17		10 - IWANO Hiroshi	Free Th. Miss	
2:43	17-20		Free Th. MADE	5 - SACHS Troy	15:51			2 Pt. Miss	6 - GOULD David
2:21	20-20	6 - MIYAKE Katsumi	3 Pt. MADE		15:48		6 - MIYAKE Katsumi	Defens.Rebound	
2:21		8 - KORETOMO Keisuke	Assist		15:44			Foul	6 - GOULD David (P4,T3)
2:07			Fast Break	Australia	15:44		14 - OSHIMA Tomohiko	Free Th. Miss	
2:07	20-22		2 Pt. in the paint	10 - MORRIS Nick	15:44	25-28	14 - OSHIMA Tomohiko	Free Th. MADE	
2:07			Assist	7 - BLYTHE Sandy	15:32		11 - JIMBO Yasuhiro (P3,T2)	Foul	
2:07		6 - MIYAKE Katsumi (P2,T10)	Foul		15:32			Player OUT	6 - GOULD David
2:07		Japan	Time Out		15:32			Player IN	15 - NESS Brad
2:07			Player OUT	5 - SACHS Troy	15:32	25-29		Free Th. MADE	5 - SACHS Troy
2:07			Player IN	15 - NESS Brad	15:32	25-30		Free Th. MADE	5 - SACHS Troy
2:07			Free Th. Miss	10 - MORRIS Nick	15:13		8 - KORETOMO Keisuke	3 Pt. Miss	
2:05		12 - KYOYA Kazuyuki	Defens.Rebound		15:09			Defens.Rebound	15 - NESS Brad

Wheelchair Basketball

Wheelchair Basketball

Wheelchair Basketball

Wheelchair Basketball

MEN PRELIMINARY GROUP B PLAY BY PLAY



THU 19 OCT 2000

SYDNEY SUPERDOME

Time	Score	Japan	Action	Australia	Time	Score	Japan	Action	Australia
		SECOND HALF					SECOND HALF		
15:04			Turnover	15 - NESS Brad	7:57		14 - OSHIMA Tomohiko	Offens.Rebound	
14:46		6 - MIYAKE Katsumi	2 Pt. Miss		7:57	31-41	14 - OSHIMA Tomohiko	2 Pt. in the paint	
14:44			Defens.Rebound	15 - NESS Brad	7:57			Foul	7 - BLYTHE Sandy (P2,T6)
14:33			2 Pt. Miss	7 - BLYTHE Sandy	7:57		14 - OSHIMA Tomohiko	Free Th. Miss	
14:29		14 - OSHIMA Tomohiko	Defens.Rebound		7:55			Defens.Rebound	15 - NESS Brad
14:19		14 - OSHIMA Tomohiko	2 Pt. Miss		7:48		8 - KORETOMO Keisuke (P3,T6)	Foul	
14:17			Defens.Rebound	15 - NESS Brad	7:41			2 Pt. Miss	11 - HEWSON Gerry
13:55			2 Pt. Miss	10 - MORRIS Nick	7:35			Offens.Rebound	5 - SACHS Troy
13:53		14 - OSHIMA Tomohiko	Defens.Rebound		7:33	31-43		2 Pt. in the paint	15 - NESS Brad
13:48		Japan	Fast Break		7:33			Assist	5 - SACHS Troy
13:46	27-30	6 - MIYAKE Katsumi	2 Pt. in the paint		7:20		8 - KORETOMO Keisuke	2 Pt. Miss	
13:46		14 - OSHIMA Tomohiko	Assist		7:18			Defens.Rebound	5 - SACHS Troy
13:44		6 - MIYAKE Katsumi	Player OUT		6:54		11 - JIMBO Yasuhiro	Steal	
13:44		8 - KORETOMO Keisuke	Player OUT		6:51			Turnover	5 - SACHS Troy
13:44		10 - IWANO Hiroshi	Player OUT		6:42	33-43	14 - OSHIMA Tomohiko	2 Pt. in the paint	
13:44		7 - SASAKI Katsuya	Player IN		6:42		8 - KORETOMO Keisuke	Assist	
13:44		12 - KYOYA Kazuyuki	Player IN		6:23		14 - OSHIMA Tomohiko (P5,T7)	Foul	
13:44		15 - OIKAWA Shinpei	Player IN		6:23		14 - OSHIMA Tomohiko	Player OUT	
13:29		14 - OSHIMA Tomohiko (P4,T3)	Foul		6:23		5 - SHINTANI Hirofumi	Player IN	
13:24	27-32		2 Pt. in the paint	15 - NESS Brad	6:23			Free Th. Miss	5 - SACHS Troy
13:24			Assist	11 - HEWSON Gerry	6:23	33-44		Free Th. MADE	5 - SACHS Troy
12:48		15 - OIKAWA Shinpei	2 Pt. Miss		6:05		5 - SHINTANI Hirofumi	2 Pt. Miss	
12:48		14 - OSHIMA Tomohiko	Player OUT		6:03			Defens.Rebound	5 - SACHS Troy
12:48		5 - SHINTANI Hirofumi	Player IN		5:56			2 Pt. Miss	15 - NESS Brad
12:48		15 - OIKAWA Shinpei	Player OUT		5:53			Offens.Rebound	15 - NESS Brad
12:48		7 - SASAKI Katsuya	Player OUT		5:51			2 Pt. Miss	15 - NESS Brad
12:48		6 - MIYAKE Katsumi	Player IN		5:50			Offens.Rebound	15 - NESS Brad
12:48		8 - KORETOMO Keisuke	Player IN		5:50	33-46		Tap MADE	15 - NESS Brad
12:22		8 - KORETOMO Keisuke	2 Pt. Miss		5:34			Foul	11 - HEWSON Gerry (P4,T7)
12:20			Defens.Rebound	5 - SACHS Troy	5:34		10 - IWANO Hiroshi	Player OUT	
12:06			2 Pt. Miss	11 - HEWSON Gerry	5:34		12 - KYOYA Kazuyuki	Player IN	
12:03			Offens.Rebound	7 - BLYTHE Sandy	5:34			Time Out	Australia
12:02	27-34		2 Pt. in the paint	15 - NESS Brad	5:28		8 - KORETOMO Keisuke	3 Pt. Miss	
12:02			Assist	7 - BLYTHE Sandy	5:26		11 - JIMBO Yasuhiro	Offens.Rebound	
12:02		Japan	Time Out		5:23		8 - KORETOMO Keisuke	2 Pt. Miss	
11:47		8 - KORETOMO Keisuke	Turnover		5:21			Defens.Rebound	5 - SACHS Troy
11:29		6 - MIYAKE Katsumi (P3,T4)	Foul		5:14			Fast Break	Australia
11:29	27-35		Free Th. Miss	5 - SACHS Troy	5:12	33-48		2 Pt. in the paint	5 - SACHS Troy
11:29			Free Th. MADE	5 - SACHS Troy	4:51			Foul	15 - NESS Brad (P4,T8)
11:14		11 - JIMBO Yasuhiro	Turnover		4:51		6 - MIYAKE Katsumi	Player OUT	
11:04			2 Pt. Miss	5 - SACHS Troy	4:51		7 - SASAKI Katsuya	Player IN	
10:59			2 Pt. Miss	5 - SACHS Troy	4:51		8 - KORETOMO Keisuke	Player OUT	
10:57		8 - KORETOMO Keisuke	Defens.Rebound		4:51		9 - SUGASAWA Takao	Player IN	
10:45		8 - KORETOMO Keisuke	Turnover		4:51	34-48	11 - JIMBO Yasuhiro	Free Th. MADE	
10:37		6 - MIYAKE Katsumi (P4,T5)	Foul		4:51		11 - JIMBO Yasuhiro	Free Th. Miss	
10:37		5 - SHINTANI Hirofumi	Player OUT		4:50			Defens.Rebound	7 - BLYTHE Sandy
10:37		14 - OSHIMA Tomohiko	Player IN		4:36	34-50		2 Pt. in the paint	11 - HEWSON Gerry
10:23			2 Pt. Miss	5 - SACHS Troy	4:36			Assist	7 - BLYTHE Sandy
10:21			Offens.Rebound	7 - BLYTHE Sandy	4:11		9 - SUGASAWA Takao	2 Pt. Miss	
10:19	27-37		2 Pt. in the paint	15 - NESS Brad	4:09			Defens.Rebound	15 - NESS Brad
10:19			Assist	7 - BLYTHE Sandy	3:56	34-52		2 Pt. in the paint	15 - NESS Brad
10:00		14 - OSHIMA Tomohiko	2 Pt. Miss		3:56			Assist	11 - HEWSON Gerry
9:57			Defens.Rebound	11 - HEWSON Gerry	3:24		9 - SUGASAWA Takao	2 Pt. Miss	
9:49			2 Pt. Miss	15 - NESS Brad	3:21			Defens.Rebound	5 - SACHS Troy
9:46		6 - MIYAKE Katsumi	Defens.Rebound		2:59	34-54		2 Pt. MADE	5 - SACHS Troy
9:16		6 - MIYAKE Katsumi	3 Pt. Miss		2:33	36-54	11 - JIMBO Yasuhiro	2 Pt. MADE	
8:59	27-39		2 Pt. MADE	11 - HEWSON Gerry	2:18			Fast Break	Australia
8:35		8 - KORETOMO Keisuke	3 Pt. Miss		2:16	36-56		2 Pt. in the paint	15 - NESS Brad
8:32			Defens.Rebound	15 - NESS Brad	2:16			Assist	5 - SACHS Troy
8:27			Fast Break	Australia	1:54		12 - KYOYA Kazuyuki	Turnover	
8:27	27-41		2 Pt. in the paint	5 - SACHS Troy	1:50			Fast Break	Australia
8:27		Japan	Time Out		1:48	36-58		2 Pt. in the paint	5 - SACHS Troy
8:27		12 - KYOYA Kazuyuki	Player OUT		1:48			Assist	15 - NESS Brad
8:27		10 - IWANO Hiroshi	Player IN		1:32		9 - SUGASAWA Takao	2 Pt. Miss	
8:10		6 - MIYAKE Katsumi	3 Pt. Miss		1:29			Defens.Rebound	10 - MORRIS Nick
8:10			Foul	11 - HEWSON Gerry (P3,T4)	1:25			Fast Break	Australia
7:59	29-41	8 - KORETOMO Keisuke	2 Pt. in the paint		1:25	36-60		2 Pt. in the paint	11 - HEWSON Gerry
7:59			Foul	15 - NESS Brad (P3,T5)	1:25			Assist	5 - SACHS Troy
7:59		8 - KORETOMO Keisuke	Free Th. Miss		1:16		5 - SHINTANI Hirofumi	3 Pt. Miss	

Wheelchair Basketball

Wheelchair Basketball

Wheelchair Basketball

Wheelchair Basketball

MEN PRELIMINARY GROUP B PLAY BY PLAY



THU 19 OCT 2000

SYDNEY SUPERDOME

Time	Score	Japan	Action	Australia	Time	Score	Japan	Action	Australia
SECOND HALF					SECOND HALF				
1:13		5 - SHINTANI Hirofumi	Offens.Rebound		1:00			Offens.Rebound	5 - SACHS Troy
1:07			Steal	5 - SACHS Troy	0:49			3 Pt. Miss	8 - GROENEWEGEN Shaun
1:04		11 - JIMBO Yasuhiro	Turnover		0:45			Offens.Rebound	9 - McFAWN Michael
1:01			2 Pt. Miss	11 - HEWSON Gerry	0:45	36-62		2 Pt. in the paint	8 - GROENEWEGEN Shaun
1:01			Offens.Rebound	7 - BLYTHE Sandy	0:45			Assist	9 - McFAWN Michael
1:01		11 - JIMBO Yasuhiro (P4,T8)	Foul		0:34			Steal	5 - SACHS Troy
1:01			Player OUT	7 - BLYTHE Sandy	0:32		7 - SASAKI Katsuya	Turnover	
1:01			Player OUT	10 - MORRIS Nick	0:30		7 - SASAKI Katsuya (P1,T9)	Foul	
1:01			Player OUT	11 - HEWSON Gerry	0:30	36-63		Free Th. MADE	5 - SACHS Troy
1:01			Player OUT	15 - NESS Brad	0:30	36-64		Free Th. MADE	5 - SACHS Troy
1:01			Player IN	4 - PORTER Shane	0:21		9 - SUGASAWA Takao	3 Pt. Miss	
1:01			Player IN	8 - GROENEWEGEN Shaun	0:18			Defens.Rebound	8 - GROENEWEGEN Shaun
1:01			Player IN	9 - McFAWN Michael	0:03			3 Pt. Miss	8 - GROENEWEGEN Shaun
1:01			Player IN	13 - ANDREWS Troy	0:03			Offens.Rebound	13 - ANDREWS Troy
1:01		Japan	Time Out		0:00			2 Pt. Miss	13 - ANDREWS Troy
1:01			Free Th. Miss	5 - SACHS Troy	0:00			END of PERIOD	
1:01			Free Th. Miss	5 - SACHS Troy					

Wheelchair Basketball

Wheelchair Basketball

Wheelchair Basketball

Wheelchair Basketball

PRNWB00000026.00073 00101915:58V020

Match No: 3

JPN 36 vs 64 AUS

Start Time: 14:15

Attendance: 4630

Referees: GONZALES Anthony (USA)
 BHANIA Balwant (GBR)

GAUTHIER Sebastien (CAN)

Scoring by 5 min intervals:		1.HF				2.HF			
		4	8	11	22	25	27	33	36
JPN		4	8	11	22	25	27	33	36
AUS		4	6	16	24	30	37	48	64

Japan (JPN)

No.	Name	MIN	PTS	Field Goals		2 Points		3 Points		Free Throws		Rebounds			AS	ST	TO	BS	PF
				M/A	%	M/A	%	M/A	%	M/A	%	OR	DR	TOT					
4	NEGI Shinji																		
5	SHINTANI Hirofumi	11:59		0/2	0.0	0/1	0.0	0/1	0.0			1	1						
* 6	MIYAKE Katsumi	34:13	9	4/18	22.2	3/14	21.4	1/4	25.0			2	4	6			2	4	
7	SASAKI Katsuya	05:47															1	1	
* 8	KORETOMO Keisuke	34:13	4	1/12	8.3	1/8	12.5	0/4	0.0	2/3	66.7	2	2	4	3	2	6		3
9	SUGASAWA Takao	04:51		0/4	0.0	0/3	0.0	0/1	0.0										
* 10	IWANO Hiroshi	20:38	2	1/2	50.0	1/2	50.0			0/2	0.0	1	2	3					2
* 11	JIMBO Yasuhiro	40:00	11	4/9	44.4	4/9	44.4			3/6	50.0	2	3	5		2	2		4
12	KYOYA Kazuyuki	19:22										1	1	1			1		
13	ISHIHARA Masaharu																		
* 14	OSHIMA Tomohiko	28:01	10	4/12	33.3	4/12	33.3			2/5	40.0	3	5	8	2	1	1	1	5
15	OIKAWA Shinpei	00:56		0/1	0.0	0/1	0.0												
Team Coach																			
TOTALS			36	14/60	23.3	13/50	26.0	1/10	10.0	7/16	43.8	11	17	28	5	5	13	1	19
Coach	KOTAKI Osamu																		
Assistant Coach	OGAWA Tomoki																		
	SAITO Nobuaki																		

Australia (AUS)

No.	Name	MIN	PTS	Field Goals		2 Points		3 Points		Free Throws		Rebounds			AS	ST	TO	BS	PF
				M/A	%	M/A	%	M/A	%	M/A	%	OR	DR	TOT					
4	PORTER Shane	09:58		0/1	0.0	0/1	0.0								1				
* 5	SACHS Troy	35:40	17	5/13	38.5	5/12	41.7	0/1	0.0	7/12	58.3	2	13	15	6	3	7	1	3
* 6	GOULD David	20:09	7	3/8	37.5	3/8	37.5			1/4	25.0		3	3	2	1	1		4
* 7	BLYTHE Sandy	38:59	6	3/5	60.0	3/5	60.0					3	5	8	5	1	2		2
8	GROENEWEGEN Shaun	01:01	2	1/3	33.3	1/1	100.0	0/2	0.0				1	1					
9	McFAWN Michael	01:01										1	1	1	1				
* 10	MORRIS Nick	30:02	4	1/3	33.3	1/3	33.3			2/3	66.7		1	1			1		2
* 11	HEWSON Gerry	34:18	8	4/7	57.1	4/7	57.1					1	1	2	3		1		4
12	QUINN Brook																		
13	ANDREWS Troy	05:42		0/1	0.0	0/1	0.0					1	1	2					
14	KING Adrian																		
15	NESS Brad	23:10	20	10/13	76.9	10/13	76.9					2	8	10	1		3		4
Team Coach																			
TOTALS			64	27/54	50.0	27/51	52.9	0/3	0.0	10/19	52.6	10	33	43	18	6	15	1	19
Coach	TURNER Bob																		
Assistant Coach	OLIVER Richard																		
	WALKER Michael																		

	JPN	AUS		JPN	AUS
Points from Turnovers:	10	16	Points in the Paint:	18	46
Biggest Lead:	4 (4-0)	28 (64-36)	Biggest Scoring Run:	4-0 (4-0)	16-2 (64-36)
Second Chance Points:	2	12	Fast Break Points:	6	16
Lead Changes:	1		Times Tied:	5	

Legend:
MIN : Minutes Played **M/A** : Made/Attempts **%** : Shooting Percentage **OR** : Offensive Rebounds
DR : Defensive Rebounds **TOT** : Total Rebounds **AS** : Assist **ST** : Steals
TO : Turnovers **BS** : Blocked Shots **PF** : Fouls **PTS** : Points
HF : Half of Time **OT** : Over Time * : Starting/Initial

PRNWB00000027.00069 00101917:58V010

Match No: 4

GBR 61 vs 43 GER

Start Time: 16:15

Attendance: 1231

Referees: ARNOLD Sharon (AUS)
CAMPOS PERIS Sergio (ESP)

CHUNG Hak Mo (KOR)

Scoring by 5 min intervals:	GBR	GER	1.HF				2.HF			
			11	17	20	29	38	42	52	61
			6	12	16	18	25	32	38	43

Time	Score	Great Britain	Action	Germany	Time	Score	Great Britain	Action	Germany
FIRST HALF					FIRST HALF				
20:00		8 - MUNN Simon	Player IN		13:22			Turnover	12 - THALHEIM Dirk
20:00		9 - POLLOCK Jonathan	Player IN		13:05		11 - JOHNSON Dan	2 Pt. Miss	
20:00		11 - JOHNSON Dan	Player IN		13:02			Defens.Rebound	11 - OTTO Martin
20:00		12 - BLAKE Andrew	Player IN		12:51	13-12		2 Pt. in the paint	11 - OTTO Martin
20:00		14 - PRICE Colin	Player IN		12:51			Assist	13 - CHRISTINK Lars
20:00			Player IN	5 - HUEBNER Lars	12:35	15-12	8 - MUNN Simon	2 Pt. in the paint	
20:00			Player IN	11 - OTTO Martin	12:35		11 - JOHNSON Dan	Assist	
20:00			Player IN	12 - THALHEIM Dirk	12:05			2 Pt. Miss	15 - KOEHLER Dirk
20:00			Player IN	13 - CHRISTINK Lars	12:01		8 - MUNN Simon	Defens.Rebound	
20:00			Player IN	15 - KOEHLER Dirk	11:51	17-12	11 - JOHNSON Dan	2 Pt. in the paint	
19:42			Turnover	13 - CHRISTINK Lars	11:51		9 - POLLOCK Jonathan	Assist	
19:34	2-0	14 - PRICE Colin	2 Pt. MADE		11:35		11 - JOHNSON Dan (P1,T3)	Foul	
19:26		8 - MUNN Simon	Steal		11:35			Player OUT	5 - HUEBNER Lars
19:23			Turnover	15 - KOEHLER Dirk	11:35			Player IN	7 - FISCHER Thomas
19:22		12 - BLAKE Andrew	2 Pt. Miss		11:35			Free Th. Miss	13 - CHRISTINK Lars
19:21		9 - POLLOCK Jonathan	2 Pt. Miss		11:35			Free Th. Miss	13 - CHRISTINK Lars
19:17			Defens.Rebound	11 - OTTO Martin	11:33			Offens.Rebound	15 - KOEHLER Dirk
19:02	2-2		2 Pt. MADE	12 - THALHEIM Dirk	11:31			2 Pt. Miss	15 - KOEHLER Dirk
19:02			Assist	13 - CHRISTINK Lars	11:29			Offens.Rebound	15 - KOEHLER Dirk
18:46	4-2	14 - PRICE Colin	2 Pt. MADE		11:28			2 Pt. Miss	15 - KOEHLER Dirk
18:21			2 Pt. Miss	5 - HUEBNER Lars	11:26		8 - MUNN Simon	Defens.Rebound	
18:17		8 - MUNN Simon	Defens.Rebound		11:26		8 - MUNN Simon	Turnover	
17:59			Foul	5 - HUEBNER Lars (P1,T1)	11:06			2 Pt. Miss	7 - FISCHER Thomas
17:54	7-2	9 - POLLOCK Jonathan	3 Pt. MADE		11:02		12 - BLAKE Andrew	Defens.Rebound	
17:31	7-4		2 Pt. in the paint	11 - OTTO Martin	10:49		8 - MUNN Simon	2 Pt. Miss	
17:31			Assist	12 - THALHEIM Dirk	10:45			Defens.Rebound	11 - OTTO Martin
17:13		9 - POLLOCK Jonathan	3 Pt. Miss		10:33		12 - BLAKE Andrew (P1,T4)	Foul	
17:10		12 - BLAKE Andrew	Offens.Rebound		10:33			Time Out	Germany
17:04	9-4	11 - JOHNSON Dan	2 Pt. MADE		10:17			3 Pt. Miss	13 - CHRISTINK Lars
16:45		14 - PRICE Colin (P1,T1)	Foul		10:14			Offens.Rebound	15 - KOEHLER Dirk
16:27		9 - POLLOCK Jonathan (P1,T2)	Foul		10:04			3 Pt. Miss	13 - CHRISTINK Lars
16:22	9-6		2 Pt. MADE	13 - CHRISTINK Lars	10:01		8 - MUNN Simon	Defens.Rebound	
16:22			Assist	11 - OTTO Martin	9:52		14 - PRICE Colin	2 Pt. Miss	
16:09		11 - JOHNSON Dan	2 Pt. Miss		9:48			Defens.Rebound	12 - THALHEIM Dirk
15:49			2 Pt. Miss	5 - HUEBNER Lars	9:31			2 Pt. Miss	12 - THALHEIM Dirk
15:45		8 - MUNN Simon	Defens.Rebound		9:28		8 - MUNN Simon	Defens.Rebound	
15:34			Foul	13 - CHRISTINK Lars (P1,T2)	9:14		9 - POLLOCK Jonathan	2 Pt. Miss	
15:24		14 - PRICE Colin	Turnover		9:11		8 - MUNN Simon	Offens.Rebound	
15:11			2 Pt. Miss	11 - OTTO Martin	9:05		8 - MUNN Simon	2 Pt. Miss	
15:07		12 - BLAKE Andrew	Defens.Rebound		9:01			Defens.Rebound	11 - OTTO Martin
15:03		Great Britain	Fast Break		8:56		9 - POLLOCK Jonathan (P2,T5)	Foul	
15:00	11-6	14 - PRICE Colin	2 Pt. in the paint		8:40			2 Pt. Miss	15 - KOEHLER Dirk
15:00		8 - MUNN Simon	Assist		8:38		8 - MUNN Simon	Defens.Rebound	
14:47	11-8		2 Pt. in the paint	15 - KOEHLER Dirk	8:30		9 - POLLOCK Jonathan	2 Pt. Miss	
14:47			Assist	13 - CHRISTINK Lars	8:07	17-14		2 Pt. in the paint	11 - OTTO Martin
14:31			Foul	15 - KOEHLER Dirk (P1,T3)	8:07			Assist	12 - THALHEIM Dirk
14:31		9 - POLLOCK Jonathan	Free Th. Miss		7:54		11 - JOHNSON Dan	2 Pt. Miss	
14:31		9 - POLLOCK Jonathan	Free Th. Miss		7:50			Defens.Rebound	15 - KOEHLER Dirk
14:29			Defens.Rebound	11 - OTTO Martin	7:45			Offensive Foul	7 - FISCHER Thomas (P1,T5)
14:22			2 Pt. Miss	12 - THALHEIM Dirk	7:45			Turnover	7 - FISCHER Thomas
14:18		11 - JOHNSON Dan	Defens.Rebound		7:45		9 - POLLOCK Jonathan	Player OUT	
14:18			Foul	5 - HUEBNER Lars (P2,T4)	7:45		10 - ADEPITAN Ade	Player IN	
14:07	13-8	8 - MUNN Simon	2 Pt. in the paint		7:45			Player OUT	11 - OTTO Martin
14:07		9 - POLLOCK Jonathan	Assist		7:45			Player IN	8 - WIMMERS Guido
13:44	13-10		2 Pt. in the paint	12 - THALHEIM Dirk	7:26		14 - PRICE Colin	Turnover	
13:44			Assist	15 - KOEHLER Dirk	7:11			2 Pt. Miss	8 - WIMMERS Guido
13:28		14 - PRICE Colin	Turnover		7:10		8 - MUNN Simon	Defens.Rebound	

Wheelchair Basketball

MEN PRELIMINARY GROUP A PLAY BY PLAY



THU 19 OCT 2000

SYDNEY SUPERDOME

Time	Score	Great Britain	Action	Germany	Time	Score	Great Britain	Action	Germany
FIRST HALF					FIRST HALF				
7:05			Foul	7 - FISCHER Thomas (P2,T6)	0:43			Foul	12 - THALHEIM Dirk (P2,T10)
6:56			Foul	12 - THALHEIM Dirk (P1,T7)	0:43	27-18	4 - CAINE Steve	Free Th. MADE	
6:56		14 - PRICE Colin	Free Th. Miss		0:43		4 - CAINE Steve	Free Th. Miss	
6:56		14 - PRICE Colin	Free Th. Miss		0:39		10 - ADEPITAN Ade	Offens.Rebound	
6:54		8 - MUNN Simon	Offens.Rebound		0:19	29-18	4 - CAINE Steve	2 Pt. in the paint	
6:51		8 - MUNN Simon	2 Pt. Miss		0:19		10 - ADEPITAN Ade	Assist	
6:48			Defens.Rebound	8 - WIMMERS Guido	0:03			Turnover	13 - CHRISTINK Lars
6:41			2 Pt. Miss	8 - WIMMERS Guido	0:03		Great Britain	Time Out	
6:37			Offens.Rebound	12 - THALHEIM Dirk	SECOND HALF				
6:32		11 - JOHNSON Dan	Steal		20:00			Player IN	12 - THALHEIM Dirk
6:30			Turnover	12 - THALHEIM Dirk	20:00			Player IN	15 - KOEHLER Dirk
6:28		10 - ADEPITAN Ade	Turnover		20:00			Player IN	13 - CHRISTINK Lars
6:27		12 - BLAKE Andrew (P2,T6)	Foul		20:00			Player IN	11 - OTTO Martin
6:27		14 - PRICE Colin	Player OUT		20:00			Player IN	5 - HUEBNER Lars
6:27		4 - CAINE Steve	Player IN		20:00		11 - JOHNSON Dan	Player IN	
6:27		11 - JOHNSON Dan	Player OUT		20:00		14 - PRICE Colin	Player IN	
6:27		9 - POLLOCK Jonathan	Player IN		20:00		6 - HAYES Kevin	Player IN	
6:18	17-16		2 Pt. MADE	13 - CHRISTINK Lars	20:00		8 - MUNN Simon	Player IN	
6:02	20-16	9 - POLLOCK Jonathan	3 Pt. MADE		20:00		15 - BRAMLEY David	Player IN	
6:02		10 - ADEPITAN Ade	Assist		19:50			Foul	15 - KOEHLER Dirk (P2,T1)
5:42		10 - ADEPITAN Ade (P1,T7)	Foul		19:50	30-18	8 - MUNN Simon	Free Th. MADE	
5:27			3 Pt. Miss	13 - CHRISTINK Lars	19:50		8 - MUNN Simon	Free Th. Miss	
5:25		8 - MUNN Simon	Defens.Rebound		19:47			Defens.Rebound	15 - KOEHLER Dirk
4:59		9 - POLLOCK Jonathan	2 Pt. Miss		19:25	30-20		2 Pt. in the paint	11 - OTTO Martin
4:56		4 - CAINE Steve	Offens.Rebound		19:25			Assist	13 - CHRISTINK Lars
4:45	22-16	8 - MUNN Simon	2 Pt. in the paint		19:25		15 - BRAMLEY David (P1,T1)	Foul	
4:45		4 - CAINE Steve	Assist		19:25			Free Th. Miss	11 - OTTO Martin
4:32			Offensive Foul	7 - FISCHER Thomas (P3,T8)	19:22			Offens.Rebound	15 - KOEHLER Dirk
4:32			Turnover	7 - FISCHER Thomas	19:16		8 - MUNN Simon (P1,T2)	Foul	
4:23		9 - POLLOCK Jonathan	3 Pt. Miss		19:15			2 Pt. Miss	13 - CHRISTINK Lars
4:19			Defens.Rebound	13 - CHRISTINK Lars	19:11		15 - BRAMLEY David	Defens.Rebound	
4:03			2 Pt. Miss	8 - WIMMERS Guido	18:55		11 - JOHNSON Dan	2 Pt. Miss	
4:00		12 - BLAKE Andrew	Defens.Rebound		18:51		11 - JOHNSON Dan	Offens.Rebound	
3:50	24-16	9 - POLLOCK Jonathan	2 Pt. in the paint		18:48		11 - JOHNSON Dan	Turnover	
3:30			Fast Break	Germany	18:34	30-22		2 Pt. in the paint	11 - OTTO Martin
3:28	24-18		2 Pt. in the paint	7 - FISCHER Thomas	18:34			Assist	13 - CHRISTINK Lars
3:28			Assist	12 - THALHEIM Dirk	18:18	32-22	14 - PRICE Colin	2 Pt. MADE	
3:13		4 - CAINE Steve	2 Pt. Miss		17:57			2 Pt. Miss	13 - CHRISTINK Lars
3:09			Defens.Rebound	15 - KOEHLER Dirk	17:55		8 - MUNN Simon	Defens.Rebound	
2:52		12 - BLAKE Andrew	Steal		17:43		Great Britain	Fast Break	
2:50			Turnover	7 - FISCHER Thomas	17:42	34-22	14 - PRICE Colin	2 Pt. in the paint	
2:46		Great Britain	Fast Break		17:29			2 Pt. Miss	15 - KOEHLER Dirk
2:46	26-18	12 - BLAKE Andrew	2 Pt. in the paint		17:27			Defens.Rebound	
2:46			Foul	13 - CHRISTINK Lars (P2,T9)	17:08	36-22	11 - JOHNSON Dan	2 Pt. MADE	
2:46			Time Out	Germany	17:08		14 - PRICE Colin	Assist	
2:46		12 - BLAKE Andrew	Free Th. Miss		16:51			2 Pt. Miss	11 - OTTO Martin
2:44		8 - MUNN Simon	Offens.Rebound		16:45		8 - MUNN Simon	Defens.Rebound	
2:41		12 - BLAKE Andrew	2 Pt. Miss		16:36	38-22	6 - HAYES Kevin	2 Pt. in the paint	
2:39		12 - BLAKE Andrew	Offens.Rebound		16:36		11 - JOHNSON Dan	Assist	
2:30		9 - POLLOCK Jonathan	2 Pt. Miss		16:36			Time Out	Germany
2:28			Defens.Rebound	8 - WIMMERS Guido	16:20		6 - HAYES Kevin (P1,T3)	Foul	
2:15			Turnover	13 - CHRISTINK Lars	16:20			Free Th. Miss	11 - OTTO Martin
1:53			Steal	12 - THALHEIM Dirk	16:20	38-23		Free Th. MADE	11 - OTTO Martin
1:52		9 - POLLOCK Jonathan	Turnover		16:14		8 - MUNN Simon	2 Pt. Miss	
1:48			2 Pt. Miss	12 - THALHEIM Dirk	16:12			Defens.Rebound	11 - OTTO Martin
1:47		12 - BLAKE Andrew	Defens.Rebound		16:03			2 Pt. Miss	13 - CHRISTINK Lars
1:35			Steal	8 - WIMMERS Guido	15:59		14 - PRICE Colin	Defens.Rebound	
1:32		4 - CAINE Steve	Turnover		15:44		14 - PRICE Colin	2 Pt. Miss	
1:18			2 Pt. Miss	7 - FISCHER Thomas	15:43			Defens.Rebound	15 - KOEHLER Dirk
1:14			Offens.Rebound	8 - WIMMERS Guido	15:32	38-25		2 Pt. in the paint	11 - OTTO Martin
1:14			2 Pt. Miss	8 - WIMMERS Guido	15:32			Assist	5 - HUEBNER Lars
1:12			Offens.Rebound	15 - KOEHLER Dirk	15:09		8 - MUNN Simon	Turnover	
1:06			2 Pt. Miss	12 - THALHEIM Dirk	14:52	38-27		2 Pt. in the paint	12 - THALHEIM Dirk
1:04		12 - BLAKE Andrew	Defens.Rebound		14:31			Steal	15 - KOEHLER Dirk
0:56		9 - POLLOCK Jonathan (P3,T8)	Offensive Foul		14:29		11 - JOHNSON Dan	Turnover	
0:56		9 - POLLOCK Jonathan	Turnover		14:17			2 Pt. Miss	11 - OTTO Martin
0:52		9 - POLLOCK Jonathan	Turnover	7 - FISCHER Thomas	14:15		14 - PRICE Colin	Defens.Rebound	
0:52		9 - POLLOCK Jonathan	Player OUT		14:00	40-27	14 - PRICE Colin	2 Pt. MADE	
0:52		11 - JOHNSON Dan	Player IN		13:41			Turnover	15 - KOEHLER Dirk

Wheelchair Basketball

Wheelchair Basketball

Wheelchair Basketball

Wheelchair Basketball

MEN PRELIMINARY GROUP A PLAY BY PLAY



THU 19 OCT 2000

SYDNEY SUPERDOME

Time	Score	Great Britain	Action	Germany	Time	Score	Great Britain	Action	Germany
		SECOND HALF					SECOND HALF		
13:13			Steal	15 - KOEHLER Dirk	7:31	48-34		2 Pt. in the paint	14 - COSKUN Ahmet
13:12		14 - PRICE Colin	Turnover		7:08	50-34	14 - PRICE Colin	2 Pt. MADE	
13:11			Offensive Foul	13 - CHRISTINK Lars (P3,T2)	6:53			2 Pt. Miss	14 - COSKUN Ahmet
13:11			Turnover	13 - CHRISTINK Lars	6:51		9 - POLLOCK Jonathan	Defens.Rebound	
13:03			Foul	13 - CHRISTINK Lars (P4,T3)	6:42		11 - JOHNSON Dan	2 Pt. Miss	
13:03		14 - PRICE Colin	Free Th. Miss		6:39			Defens.Rebound	14 - COSKUN Ahmet
13:03		14 - PRICE Colin	Free Th. Miss		6:32			Turnover	12 - THALHEIM Dirk
13:01		8 - MUNN Simon	Offens.Rebound		6:23			Foul	5 - HUEBNER Lars (P4,T8)
12:56	42-27	8 - MUNN Simon	2 Pt. in the paint		6:23			Player OUT	5 - HUEBNER Lars
12:49			Offensive Foul	5 - HUEBNER Lars (P3,T4)	6:23			Player IN	7 - FISCHER Thomas
12:49			Turnover	5 - HUEBNER Lars	6:23	51-34	9 - POLLOCK Jonathan	Free Th. MADE	
12:49		14 - PRICE Colin	Player OUT		6:23	52-34	9 - POLLOCK Jonathan	Free Th. MADE	
12:49		9 - POLLOCK Jonathan	Player IN		6:07	52-36		2 Pt. MADE	12 - THALHEIM Dirk
12:37		8 - MUNN Simon (P2,T4)	Offensive Foul		6:07			Assist	14 - COSKUN Ahmet
12:37		8 - MUNN Simon	Turnover		5:46			Steal	11 - OTTO Martin
12:37		15 - BRAMLEY David	Player OUT		5:43		14 - PRICE Colin	Turnover	
12:37		5 - THOMAS Sinclair	Player IN		5:35	52-38		2 Pt. in the paint	12 - THALHEIM Dirk
12:37		6 - HAYES Kevin	Player OUT		5:35			Assist	7 - FISCHER Thomas
12:37		4 - CAINE Steve	Player IN		5:35		Great Britain	Time Out	
12:17			2 Pt. Miss	15 - KOEHLER Dirk	5:18		11 - JOHNSON Dan	2 Pt. Miss	
12:12		5 - THOMAS Sinclair	Defens.Rebound		5:16		8 - MUNN Simon	Offens.Rebound	
12:03		4 - CAINE Steve	Turnover		5:12			Steal	7 - FISCHER Thomas
11:57			Fast Break	Germany	5:11		8 - MUNN Simon	Turnover	
11:56	42-29		2 Pt. in the paint	15 - KOEHLER Dirk	5:05		14 - PRICE Colin (P3,T7)	Foul	
11:47		11 - JOHNSON Dan	2 Pt. Miss		5:05		Great Britain	Time Out	
11:42		9 - POLLOCK Jonathan	Offens.Rebound		4:55			2 Pt. Miss	11 - OTTO Martin
11:39		4 - CAINE Steve	Turnover		4:54		12 - BLAKE Andrew	Defens.Rebound	
11:39			Player OUT	15 - KOEHLER Dirk	4:33		8 - MUNN Simon	Turnover	
11:39			Player IN	14 - COSKUN Ahmet	4:23			2 Pt. Miss	14 - COSKUN Ahmet
11:28			2 Pt. Miss	13 - CHRISTINK Lars	4:20		12 - BLAKE Andrew	Defens.Rebound	
11:26		5 - THOMAS Sinclair	Defens.Rebound		4:14		9 - POLLOCK Jonathan (P4,T8)	Offensive Foul	
11:05		9 - POLLOCK Jonathan	3 Pt. Miss		4:14		9 - POLLOCK Jonathan	Turnover	
10:41	42-31		2 Pt. MADE	14 - COSKUN Ahmet	3:56			2 Pt. Miss	13 - CHRISTINK Lars
10:18			Foul	11 - OTTO Martin (P1,T5)	3:54		12 - BLAKE Andrew	Defens.Rebound	
10:18		5 - THOMAS Sinclair	Free Th. Miss		3:26		11 - JOHNSON Dan	Turnover	
10:18		5 - THOMAS Sinclair	Free Th. Miss		3:21	52-40		2 Pt. in the paint	11 - OTTO Martin
10:11		11 - JOHNSON Dan (P2,T5)	Foul		3:21			Assist	7 - FISCHER Thomas
10:11	42-32		Free Th. MADE	12 - THALHEIM Dirk	2:58	55-40	9 - POLLOCK Jonathan	3 Pt. MADE	
10:11			Free Th. Miss	12 - THALHEIM Dirk	2:38			2 Pt. Miss	11 - OTTO Martin
10:09		8 - MUNN Simon	Defens.Rebound		2:36		8 - MUNN Simon	Defens.Rebound	
9:59			Unspor. Foul	12 - THALHEIM Dirk (P3,T6)	2:35			Foul	13 - CHRISTINK Lars (P5,T9)
9:59		4 - CAINE Steve	Player OUT		2:35		9 - POLLOCK Jonathan	Player OUT	
9:59		5 - THOMAS Sinclair	Player OUT		2:35		10 - ADEPITAN Ade	Player IN	
9:59		12 - BLAKE Andrew	Player IN		2:35		8 - MUNN Simon	Player OUT	
9:59		14 - PRICE Colin	Player IN		2:35		15 - BRAMLEY David	Player IN	
9:59		8 - MUNN Simon	Free Th. Miss		2:35			Player OUT	13 - CHRISTINK Lars
9:59		8 - MUNN Simon	Free Th. Miss		2:35			Player IN	6 - SNIEGOCKI Markus
9:51		9 - POLLOCK Jonathan	2 Pt. Miss		2:35	56-40	11 - JOHNSON Dan	Free Th. MADE	
9:49			Defens.Rebound	11 - OTTO Martin	2:35	57-40	11 - JOHNSON Dan	Free Th. MADE	
9:37			Turnover	5 - HUEBNER Lars	2:22			2 Pt. Miss	11 - OTTO Martin
9:29	44-32	8 - MUNN Simon	2 Pt. in the paint		2:20		12 - BLAKE Andrew	Defens.Rebound	
9:29		12 - BLAKE Andrew	Assist		1:57		14 - PRICE Colin	2 Pt. Miss	
9:16			3 Pt. Miss	14 - COSKUN Ahmet	1:54			Defens.Rebound	11 - OTTO Martin
9:13		14 - PRICE Colin	Defens.Rebound		1:43		11 - JOHNSON Dan (P3,T9)	Foul	
9:03	46-32	14 - PRICE Colin	2 Pt. MADE		1:43			Free Th. Miss	11 - OTTO Martin
8:49			2 Pt. Miss	14 - COSKUN Ahmet	1:43	57-41		Free Th. MADE	11 - OTTO Martin
8:46		8 - MUNN Simon	Block Shot		1:21	59-41	10 - ADEPITAN Ade	2 Pt. in the paint	
8:45		9 - POLLOCK Jonathan	Defens.Rebound		1:21			Foul	7 - FISCHER Thomas (P4,T10)
8:40		Great Britain	Fast Break		1:21	60-41	10 - ADEPITAN Ade	Free Th. MADE	
8:38	48-32	14 - PRICE Colin	2 Pt. in the paint		1:07			2 Pt. Miss	12 - THALHEIM Dirk
8:38		9 - POLLOCK Jonathan	Assist		1:04		12 - BLAKE Andrew	Defens.Rebound	
8:15			Turnover	11 - OTTO Martin	0:59			Foul	6 - SNIEGOCKI Markus (P1,T11)
8:15			Foul	14 - COSKUN Ahmet (P1,T7)	0:59		10 - ADEPITAN Ade	Free Th. Miss	
8:08		14 - PRICE Colin	Turnover		0:59	61-41	10 - ADEPITAN Ade	Free Th. MADE	
7:53			2 Pt. Miss	14 - COSKUN Ahmet	0:37	61-43		2 Pt. in the paint	12 - THALHEIM Dirk
7:50			Offens.Rebound	13 - CHRISTINK Lars	0:37		10 - ADEPITAN Ade (P2,T10)	Foul	
7:45			2 Pt. Miss	5 - HUEBNER Lars	0:37			2 Pt. Miss	12 - THALHEIM Dirk
7:43			Offens.Rebound	12 - THALHEIM Dirk	0:35		15 - BRAMLEY David	Defens.Rebound	
7:43		14 - PRICE Colin (P2,T6)	Foul		0:07		11 - JOHNSON Dan	2 Pt. Miss	

Wheelchair Basketball

Wheelchair Basketball

Wheelchair Basketball

Wheelchair Basketball

MEN PRELIMINARY GROUP A PLAY BY PLAY



THU 19 OCT 2000

SYDNEY SUPERDOME

Time	Score	Great Britain	Action	Germany	Time	Score	Great Britain	Action	Germany
SECOND HALF									
0:07			Defens.Rebound	11 - OTTO Martin	0:00			END of PERIOD	
0:03			3 Pt. Miss	7 - FISCHER Thomas					

Wheelchair Basketball

Wheelchair Basketball

Wheelchair Basketball

Wheelchair Basketball

PRNWB00000028.00073 00101916:03V030

MEN

PRELIMINARY GROUP B

MATCH RESULTS



THU 19 OCT 2000

SYDNEY SUPERDOME

Match No: 3

JPN 36 vs 64 AUS

Start Time: 14:15

Attendance: 4630

Referees: GONZALES Anthony (USA)
BHANIA Balwant (GBR)

GAUTHIER Sebastien (CAN)

Scoring by 5 min intervals:		1.HF				2.HF			
JPN	AUS	4	8	11	22	25	27	33	36
JPN	AUS	4	6	16	24	30	37	48	64

Japan (JPN)

No.	Name	MIN	PTS	Field Goals		2 Points		3 Points		Free Throws		Rebounds			AS	ST	TO	BS	PF
				M/A	%	M/A	%	M/A	%	M/A	%	OR	DR	TOT					
4	NEGI Shinji																		
5	SHINTANI Hirofumi	11:59		0/2	0.0	0/1	0.0	0/1	0.0			1	1						
* 6	MIYAKE Katsumi	34:13	9	4/18	22.2	3/14	21.4	1/4	25.0			2	4	6			2	4	
7	SASAKI Katsuya	05:47															1	1	
* 8	KORETOMO Keisuke	34:13	4	1/12	8.3	1/8	12.5	0/4	0.0	2/3	66.7	2	2	4	3	2	6	3	
9	SUGASAWA Takao	04:51		0/4	0.0	0/3	0.0	0/1	0.0										
* 10	IWANO Hiroshi	20:38	2	1/2	50.0	1/2	50.0			0/2	0.0	1	2	3					2
* 11	JIMBO Yasuhiro	40:00	11	4/9	44.4	4/9	44.4			3/6	50.0	2	3	5		2	2		4
12	KYOYA Kazuyuki	19:22										1	1	1			1		
13	ISHIHARA Masaharu																		
* 14	OSHIMA Tomohiko	28:01	10	4/12	33.3	4/12	33.3			2/5	40.0	3	5	8	2	1	1	1	5
15	OIKAWA Shinpei	00:56		0/1	0.0	0/1	0.0												
Team Coach																			
TOTALS			36	14/60	23.3	13/50	26.0	1/10	10.0	7/16	43.8	11	17	28	5	5	13	1	19
Coach		KOTAKI Osamu																	
Assistant Coach		OGAWA Tomoki									SAITO Nobuaki								

Australia (AUS)

No.	Name	MIN	PTS	Field Goals		2 Points		3 Points		Free Throws		Rebounds			AS	ST	TO	BS	PF
				M/A	%	M/A	%	M/A	%	M/A	%	OR	DR	TOT					
4	PORTER Shane	09:58		0/1	0.0	0/1	0.0												
* 5	SACHS Troy	35:40	17	5/13	38.5	5/12	41.7	0/1	0.0	7/12	58.3	2	13	15	6	3	7	1	3
* 6	GOULD David	20:09	7	3/8	37.5	3/8	37.5			1/4	25.0		3	3	2	1	1		4
* 7	BLYTHE Sandy	38:59	6	3/5	60.0	3/5	60.0					3	5	8	5	1	2		2
8	GROENEWEGEN Shaun	01:01	2	1/3	33.3	1/1	100.0	0/2	0.0				1	1					
9	McFAWN Michael	01:01										1	1	1	1				
* 10	MORRIS Nick	30:02	4	1/3	33.3	1/3	33.3			2/3	66.7		1	1			1		2
* 11	HEWSON Gerry	34:18	8	4/7	57.1	4/7	57.1					1	1	2	3		1		4
12	QUINN Brook																		
13	ANDREWS Troy	05:42		0/1	0.0	0/1	0.0					1	1	2					
14	KING Adrian																		
15	NESS Brad	23:10	20	10/13	76.9	10/13	76.9					2	8	10	1		3		4
Team Coach																			
TOTALS			64	27/54	50.0	27/51	52.9	0/3	0.0	10/19	52.6	10	33	43	18	6	15	1	19
Coach		TURNER Bob																	
Assistant Coach		OLIVER Richard									WALKER Michael								

	JPN	AUS
Points from Turnovers:	10	16
Biggest Lead:	4 (4-0)	28 (64-36)
Second Chance Points:	2	12
Lead Changes:	1	

	JPN	AUS
Points in the Paint:	18	46
Biggest Scoring Run:	4-0 (4-0)	16-2 (64-36)
Fast Break Points:	6	16
Times Tied:	5	

Legend:

MIN : Minutes Played **M/A** : Made/Attempts **%** : Shooting Percentage **OR** : Offensive Rebounds
DR : Defensive Rebounds **TOT** : Total Rebounds **AS** : Assist **ST** : Steals
TO : Turnovers **BS** : Blocked Shots **PF** : Fouls **PTS** : Points
HF : Half of Time **OT** : Over Time * : Starting/Initial

PRNWB00000029.00069 00101916:03V020

Match No: 3

JPN 36 vs 64 AUS

Start Time: 14:15

Attendance: 4630

Referees: GONZALES Anthony (USA)
BHANIA Balwant (GBR)

GAUTHIER Sebastien (CAN)

Scoring by 5 min intervals:	JPN	1.HF				2.HF			
		AUS							
		4	8	11	22	25	27	33	36
		4	6	16	24	30	37	48	64

Time	Score	Japan	Action	Australia	Time	Score	Japan	Action	Australia
FIRST HALF					FIRST HALF				
20:00		6 - MIYAKE Katsumi	Player IN		14:52		6 - MIYAKE Katsumi	Defens.Rebound	
20:00		8 - KORETOMO Keisuke	Player IN		14:42			Foul	10 - MORRIS Nick (P1,T5)
20:00		10 - IWANO Hiroshi	Player IN		14:42			Player OUT	15 - NESS Brad
20:00		11 - JIMBO Yasuhiro	Player IN		14:42			Player IN	6 - GOULD David
20:00		14 - OSHIMA Tomohiko	Player IN		14:22			Foul	10 - MORRIS Nick (P2,T6)
20:00			Player IN	5 - SACHS Troy	14:13		6 - MIYAKE Katsumi	3 Pt. Miss	
20:00			Player IN	7 - BLYTHE Sandy	14:09			Defens.Rebound	6 - GOULD David
20:00			Player IN	10 - MORRIS Nick	14:00			2 Pt. Miss	10 - MORRIS Nick
20:00			Player IN	11 - HEWSON Gerry	13:57		6 - MIYAKE Katsumi	Defens.Rebound	
20:00			Player IN	6 - GOULD David	13:48		11 - JIMBO Yasuhiro	2 Pt. Miss	
19:53			Turnover	6 - GOULD David	13:46			Defens.Rebound	5 - SACHS Troy
19:40		8 - KORETOMO Keisuke	2 Pt. Miss		13:38			Offensive Foul	7 - BLYTHE Sandy (P1,T7)
19:37			Defens.Rebound	5 - SACHS Troy	13:38			Turnover	7 - BLYTHE Sandy
19:27			2 Pt. Miss	5 - SACHS Troy	13:38			Player OUT	10 - MORRIS Nick
19:25		10 - IWANO Hiroshi	Defens.Rebound		13:38			Player IN	4 - PORTER Shane
19:25			Foul	11 - HEWSON Gerry (P1,T1)	13:23		14 - OSHIMA Tomohiko	2 Pt. Miss	
19:02	2-0	11 - JIMBO Yasuhiro	2 Pt. in the paint		13:21		11 - JIMBO Yasuhiro	Offens.Rebound	
19:02		14 - OSHIMA Tomohiko	Assist		13:17		11 - JIMBO Yasuhiro	2 Pt. Miss	
18:34			2 Pt. Miss	6 - GOULD David	13:16			Defens.Rebound	5 - SACHS Troy
18:32		14 - OSHIMA Tomohiko	Defens.Rebound		13:08			2 Pt. Miss	7 - BLYTHE Sandy
18:23			Foul	11 - HEWSON Gerry (P2,T2)	13:05		10 - IWANO Hiroshi	Defens.Rebound	
18:03		11 - JIMBO Yasuhiro	2 Pt. Miss		12:43		14 - OSHIMA Tomohiko	2 Pt. Miss	
18:00			Defens.Rebound	5 - SACHS Troy	12:41			Defens.Rebound	5 - SACHS Troy
17:54		11 - JIMBO Yasuhiro (P1,T1)	Foul		12:31			2 Pt. Miss	4 - PORTER Shane
17:43			Turnover	5 - SACHS Troy	12:29			Defens.Rebound	
17:30		10 - IWANO Hiroshi	2 Pt. Miss		12:09		14 - OSHIMA Tomohiko	3 Pt. Miss	
17:28		14 - OSHIMA Tomohiko (P1,T2)	Foul		12:06		8 - KORETOMO Keisuke	Defens.Rebound	7 - BLYTHE Sandy
17:19		8 - KORETOMO Keisuke	Steal		11:57			2 Pt. Miss	6 - GOULD David
17:16			Turnover	11 - HEWSON Gerry	11:33			Steal	4 - PORTER Shane
17:16			Foul	5 - SACHS Troy (P1,T3)	11:31		8 - KORETOMO Keisuke	Turnover	
17:16	3-0	8 - KORETOMO Keisuke	Free Th. MADE		11:31		8 - KORETOMO Keisuke	Steal	
17:16	4-0	8 - KORETOMO Keisuke	Free Th. MADE		11:31			Turnover	5 - SACHS Troy
17:05			2 Pt. Miss	6 - GOULD David	11:26		11 - JIMBO Yasuhiro	2 Pt. Miss	
17:03		14 - OSHIMA Tomohiko	Defens.Rebound		11:22			Defens.Rebound	5 - SACHS Troy
16:59		8 - KORETOMO Keisuke (P1,T3)	Offensive Foul		11:01			Turnover	5 - SACHS Troy
16:59		8 - KORETOMO Keisuke	Turnover		10:53		Japan	Fast Break	
16:38	4-2		2 Pt. in the paint	7 - BLYTHE Sandy	10:51	6-4	11 - JIMBO Yasuhiro	2 Pt. in the paint	
16:38			Assist	11 - HEWSON Gerry	10:39			Fast Break	Australia
16:20		14 - OSHIMA Tomohiko	2 Pt. Miss		10:36	6-6		2 Pt. in the paint	5 - SACHS Troy
16:17			Defens.Rebound	6 - GOULD David	10:36			Assist	7 - BLYTHE Sandy
16:02	4-4		2 Pt. in the paint	7 - BLYTHE Sandy	10:17	8-6	6 - MIYAKE Katsumi	2 Pt. MADE	
16:02			Assist	5 - SACHS Troy	10:04			Turnover	15 - NESS Brad
15:46		6 - MIYAKE Katsumi	2 Pt. Miss		9:38			Steal	6 - GOULD David
15:44		14 - OSHIMA Tomohiko	Offens.Rebound		9:36		14 - OSHIMA Tomohiko	Turnover	
15:44			Foul	5 - SACHS Troy (P2,T4)	9:34		11 - JIMBO Yasuhiro (P2,T5)	Foul	
15:44			Time Out	Australia	9:25			2 Pt. Miss	5 - SACHS Troy
15:36		6 - MIYAKE Katsumi	2 Pt. Miss		9:22		11 - JIMBO Yasuhiro	Defens.Rebound	
15:32		6 - MIYAKE Katsumi	Offens.Rebound		9:11		6 - MIYAKE Katsumi	2 Pt. Miss	
15:31		6 - MIYAKE Katsumi	2 Pt. Miss		9:11			Block Shot	5 - SACHS Troy
15:28		8 - KORETOMO Keisuke	Offens.Rebound		8:55		6 - MIYAKE Katsumi	2 Pt. Miss	
15:27		8 - KORETOMO Keisuke	Offens.Rebound		8:53			Defens.Rebound	5 - SACHS Troy
15:23		8 - KORETOMO Keisuke	Offens.Rebound		8:47			Turnover	5 - SACHS Troy
15:16		8 - KORETOMO Keisuke	Turnover		8:47		6 - MIYAKE Katsumi	Turnover	
15:16			Player OUT	6 - GOULD David	8:43			Steal	5 - SACHS Troy
15:16			Player IN	15 - NESS Brad	8:33	8-8		2 Pt. in the paint	6 - GOULD David
15:09		10 - IWANO Hiroshi (P1,T4)	Foul		8:31		11 - JIMBO Yasuhiro	2 Pt. Miss	
14:56			2 Pt. Miss	5 - SACHS Troy	8:31		14 - OSHIMA Tomohiko (P2,T6)	Foul	

Wheelchair Basketball

Time	Score	Japan	Action	Australia	Time	Score	Japan	Action	Australia
FIRST HALF					FIRST HALF				
8:31		Japan	Time Out		1:33			Turnover	10 - MORRIS Nick
8:31			Player OUT	6 - GOULD David	1:28		Japan	Fast Break	
8:31			Player IN	15 - NESS Brad	1:26	22-22	11 - JIMBO Yasuhiro	2 Pt. in the paint	
8:31		10 - IWANO Hiroshi	Player OUT		1:12			Offensive Foul	15 - NESS Brad (P1,T11)
8:31		12 - KYOYA Kazuyuki	Player IN		1:12			Turnover	15 - NESS Brad
8:04	8-10		2 Pt. in the paint	15 - NESS Brad	1:12			Time Out	Australia
8:04			Assist	5 - SACHS Troy	0:43		6 - MIYAKE Katsumi	2 Pt. Miss	
7:38		8 - KORETOMO Keisuke	2 Pt. Miss		0:40			Defens.Rebound	15 - NESS Brad
7:36			Defens.Rebound	7 - BLYTHE Sandy	0:29	22-24		2 Pt. MADE	15 - NESS Brad
7:07			3 Pt. Miss	5 - SACHS Troy	0:29			Assist	6 - GOULD David
7:04		14 - OSHIMA Tomohiko	Block Shot		0:07		6 - MIYAKE Katsumi	2 Pt. Miss	
6:58			Offens.Rebound	11 - HEWSON Gerry	0:02			Defens.Rebound	13 - ANDREWS Troy
6:56	8-12		2 Pt. in the paint	11 - HEWSON Gerry	SECOND HALF				
6:54			Foul	5 - SACHS Troy (P3,T8)	20:00			Player IN	5 - SACHS Troy
6:54			Player OUT	5 - SACHS Troy	20:00			Player IN	7 - BLYTHE Sandy
6:54			Player IN	6 - GOULD David	20:00			Player IN	15 - NESS Brad
6:54		14 - OSHIMA Tomohiko	Free Th. Miss		20:00			Player IN	11 - HEWSON Gerry
6:54	9-12	14 - OSHIMA Tomohiko	Free Th. MADE		20:00		6 - MIYAKE Katsumi	Player IN	
6:41	9-14		2 Pt. in the paint	15 - NESS Brad	20:00		8 - KORETOMO Keisuke	Player IN	
6:41			Assist	6 - GOULD David	20:00		10 - IWANO Hiroshi	Player IN	
6:17	11-14	6 - MIYAKE Katsumi	2 Pt. MADE		20:00		11 - JIMBO Yasuhiro	Player IN	
5:48			2 Pt. Miss	6 - GOULD David	20:00		14 - OSHIMA Tomohiko	Player IN	
5:43		11 - JIMBO Yasuhiro	Defens.Rebound		20:00			Player IN	10 - MORRIS Nick
5:17			Steal	7 - BLYTHE Sandy	19:38		14 - OSHIMA Tomohiko	Steal	
5:15		6 - MIYAKE Katsumi	Turnover		19:36			Turnover	7 - BLYTHE Sandy
5:03	11-16		2 Pt. MADE	6 - GOULD David	19:16		14 - OSHIMA Tomohiko	2 Pt. Miss	
4:43	13-16	14 - OSHIMA Tomohiko	2 Pt. in the paint		19:13			Defens.Rebound	15 - NESS Brad
4:43		8 - KORETOMO Keisuke	Assist		19:05			2 Pt. Miss	5 - SACHS Troy
4:41			Player OUT	4 - PORTER Shane	19:03		11 - JIMBO Yasuhiro	Defens.Rebound	
4:41			Player OUT	11 - HEWSON Gerry	18:38		6 - MIYAKE Katsumi	2 Pt. Miss	
4:41			Player IN	10 - MORRIS Nick	18:36			Defens.Rebound	7 - BLYTHE Sandy
4:41			Player IN	13 - ANDREWS Troy	18:20		10 - IWANO Hiroshi (P2,T1)	Foul	
4:41			Player OUT	15 - NESS Brad	18:20	22-25		Free Th. MADE	10 - MORRIS Nick
4:41			Player IN	5 - SACHS Troy	18:20	22-26		Free Th. MADE	10 - MORRIS Nick
4:32		14 - OSHIMA Tomohiko (P3,T7)	Foul		18:07		8 - KORETOMO Keisuke	2 Pt. Miss	
4:32			Free Th. Miss	6 - GOULD David	18:02			Defens.Rebound	7 - BLYTHE Sandy
4:32			Free Th. Miss	6 - GOULD David	17:52			Turnover	5 - SACHS Troy
4:30		8 - KORETOMO Keisuke	Defens.Rebound		17:52			Foul	15 - NESS Brad (P2,T1)
4:11	15-16	14 - OSHIMA Tomohiko	2 Pt. MADE		17:52			Player OUT	15 - NESS Brad
3:43	15-18		2 Pt. in the paint	7 - BLYTHE Sandy	17:52			Player IN	6 - GOULD David
3:25			Foul	6 - GOULD David (P1,T9)	17:39	24-26	10 - IWANO Hiroshi	2 Pt. in the paint	
3:25		14 - OSHIMA Tomohiko	Player OUT		17:15		11 - JIMBO Yasuhiro	Steal	
3:25		5 - SHINTANI Hirofumi	Player IN		17:13			Turnover	5 - SACHS Troy
3:25	16-18	11 - JIMBO Yasuhiro	Free Th. MADE		16:53		6 - MIYAKE Katsumi	2 Pt. Miss	
3:25		11 - JIMBO Yasuhiro	Free Th. Miss		16:51			Defens.Rebound	5 - SACHS Troy
3:23		6 - MIYAKE Katsumi	Offens.Rebound		16:43			Fast Break	Australia
3:10		8 - KORETOMO Keisuke	Turnover		16:41	24-28		2 Pt. in the paint	6 - GOULD David
2:58		6 - MIYAKE Katsumi (P1,T8)	Foul		16:41			Assist	5 - SACHS Troy
2:58	16-19		Free Th. MADE	6 - GOULD David	16:24		14 - OSHIMA Tomohiko	2 Pt. Miss	
2:58			Free Th. Miss	6 - GOULD David	16:20		14 - OSHIMA Tomohiko	Offens.Rebound	
2:50			Foul	6 - GOULD David (P2,T10)	16:18		14 - OSHIMA Tomohiko	2 Pt. Miss	
2:50		11 - JIMBO Yasuhiro	Free Th. Miss		16:17		10 - IWANO Hiroshi	Offens.Rebound	
2:50	17-19	11 - JIMBO Yasuhiro	Free Th. MADE		16:17			Foul	6 - GOULD David (P3,T2)
2:43		8 - KORETOMO Keisuke (P2,T9)	Foul		16:17		10 - IWANO Hiroshi	Free Th. Miss	
2:43			Free Th. Miss	5 - SACHS Troy	16:17		10 - IWANO Hiroshi	Free Th. Miss	
2:43	17-20		Free Th. MADE	5 - SACHS Troy	15:51			2 Pt. Miss	6 - GOULD David
2:21	20-20	6 - MIYAKE Katsumi	3 Pt. MADE		15:48		6 - MIYAKE Katsumi	Defens.Rebound	
2:21		8 - KORETOMO Keisuke	Assist		15:44			Foul	6 - GOULD David (P4,T3)
2:07			Fast Break	Australia	15:44		14 - OSHIMA Tomohiko	Free Th. Miss	
2:07	20-22		2 Pt. in the paint	10 - MORRIS Nick	15:44	25-28	14 - OSHIMA Tomohiko	Free Th. MADE	
2:07			Assist	7 - BLYTHE Sandy	15:32		11 - JIMBO Yasuhiro (P3,T2)	Foul	
2:07		6 - MIYAKE Katsumi (P2,T10)	Foul		15:32			Player OUT	6 - GOULD David
2:07		Japan	Time Out		15:32			Player IN	15 - NESS Brad
2:07			Player OUT	5 - SACHS Troy	15:32	25-29		Free Th. MADE	5 - SACHS Troy
2:07			Player IN	15 - NESS Brad	15:32	25-30		Free Th. MADE	5 - SACHS Troy
2:07			Free Th. Miss	10 - MORRIS Nick	15:13		8 - KORETOMO Keisuke	3 Pt. Miss	
2:05		12 - KYOYA Kazuyuki	Defens.Rebound		15:09			Defens.Rebound	15 - NESS Brad
1:47		6 - MIYAKE Katsumi	2 Pt. Miss		15:04			Turnover	15 - NESS Brad
1:44			Defens.Rebound	6 - GOULD David	14:46		6 - MIYAKE Katsumi	2 Pt. Miss	

Wheelchair Basketball

Wheelchair Basketball

Wheelchair Basketball

Wheelchair Basketball

Time	Score	Japan	Action	Australia	Time	Score	Japan	Action	Australia
		SECOND HALF					SECOND HALF		
14:44			Defens.Rebound	15 - NESS Brad	7:57			Foul	7 - BLYTHE Sandy (P2,T6)
14:33			2 Pt. Miss	7 - BLYTHE Sandy	7:57		14 - OSHIMA Tomohiko	Free Th. Miss	
14:29		14 - OSHIMA Tomohiko	Defens.Rebound		7:55			Defens.Rebound	15 - NESS Brad
14:19		14 - OSHIMA Tomohiko	2 Pt. Miss		7:48		8 - KORETOMO Keisuke (P3,T6)	Foul	
14:17			Defens.Rebound	15 - NESS Brad	7:41			2 Pt. Miss	11 - HEWSON Gerry
13:55			2 Pt. Miss	10 - MORRIS Nick	7:35			Offens.Rebound	5 - SACHS Troy
13:53		14 - OSHIMA Tomohiko	Defens.Rebound		7:33	31-43		2 Pt. in the paint	15 - NESS Brad
13:48		Japan	Fast Break		7:33			Assist	5 - SACHS Troy
13:46	27-30	6 - MIYAKE Katsumi	2 Pt. in the paint		7:20		8 - KORETOMO Keisuke	2 Pt. Miss	
13:46		14 - OSHIMA Tomohiko	Assist		7:18			Defens.Rebound	5 - SACHS Troy
13:44		6 - MIYAKE Katsumi	Player OUT		6:54		11 - JIMBO Yasuhiro	Steal	
13:44		8 - KORETOMO Keisuke	Player OUT		6:51			Turnover	5 - SACHS Troy
13:44		10 - IWANO Hiroshi	Player OUT		6:42	33-43	14 - OSHIMA Tomohiko	2 Pt. in the paint	
13:44		7 - SASAKI Katsuya	Player IN		6:42		8 - KORETOMO Keisuke	Assist	
13:44		12 - KYOYA Kazuyuki	Player IN		6:23		14 - OSHIMA Tomohiko (P5,T7)	Foul	
13:44		15 - OIKAWA Shinpei	Player IN		6:23		14 - OSHIMA Tomohiko	Player OUT	
13:29		14 - OSHIMA Tomohiko (P4,T3)	Foul		6:23		5 - SHINTANI Hirofumi	Player IN	
13:24	27-32		2 Pt. in the paint	15 - NESS Brad	6:23			Free Th. Miss	5 - SACHS Troy
13:24			Assist	11 - HEWSON Gerry	6:23	33-44		Free Th. MADE	5 - SACHS Troy
12:48		15 - OIKAWA Shinpei	2 Pt. Miss		6:05		5 - SHINTANI Hirofumi	2 Pt. Miss	
12:48		14 - OSHIMA Tomohiko	Player OUT		6:03			Defens.Rebound	5 - SACHS Troy
12:48		5 - SHINTANI Hirofumi	Player IN		5:56			2 Pt. Miss	15 - NESS Brad
12:48		15 - OIKAWA Shinpei	Player OUT		5:53			Offens.Rebound	15 - NESS Brad
12:48		7 - SASAKI Katsuya	Player OUT		5:51			2 Pt. Miss	15 - NESS Brad
12:48		6 - MIYAKE Katsumi	Player IN		5:50			Offens.Rebound	15 - NESS Brad
12:48		8 - KORETOMO Keisuke	Player IN		5:50	33-46		Tap MADE	15 - NESS Brad
12:22		8 - KORETOMO Keisuke	2 Pt. Miss		5:34			Foul	11 - HEWSON Gerry (P4,T7)
12:20			Defens.Rebound	5 - SACHS Troy	5:34		10 - IWANO Hiroshi	Player OUT	
12:06			2 Pt. Miss	11 - HEWSON Gerry	5:34		12 - KYOYA Kazuyuki	Player IN	
12:03			Offens.Rebound	7 - BLYTHE Sandy	5:34			Time Out	Australia
12:02	27-34		2 Pt. in the paint	15 - NESS Brad	5:28		8 - KORETOMO Keisuke	3 Pt. Miss	
12:02			Assist	7 - BLYTHE Sandy	5:26		11 - JIMBO Yasuhiro	Offens.Rebound	
12:02		Japan	Time Out		5:23		8 - KORETOMO Keisuke	2 Pt. Miss	
11:47		8 - KORETOMO Keisuke	Turnover		5:21			Defens.Rebound	5 - SACHS Troy
11:29		6 - MIYAKE Katsumi (P3,T4)	Foul		5:14			Fast Break	Australia
11:29			Free Th. Miss	5 - SACHS Troy	5:12	33-48		2 Pt. in the paint	5 - SACHS Troy
11:29	27-35		Free Th. MADE	5 - SACHS Troy	4:51			Foul	15 - NESS Brad (P4,T8)
11:14		11 - JIMBO Yasuhiro	Turnover		4:51		6 - MIYAKE Katsumi	Player OUT	
11:04			2 Pt. Miss	5 - SACHS Troy	4:51		7 - SASAKI Katsuya	Player IN	
10:59			2 Pt. Miss	5 - SACHS Troy	4:51		8 - KORETOMO Keisuke	Player OUT	
10:57		8 - KORETOMO Keisuke	Defens.Rebound		4:51		9 - SUGASAWA Takao	Player IN	
10:45		8 - KORETOMO Keisuke	Turnover		4:51	34-48	11 - JIMBO Yasuhiro	Free Th. MADE	
10:37		6 - MIYAKE Katsumi (P4,T5)	Foul		4:51		11 - JIMBO Yasuhiro	Free Th. Miss	
10:37		5 - SHINTANI Hirofumi	Player OUT		4:50			Defens.Rebound	7 - BLYTHE Sandy
10:37		14 - OSHIMA Tomohiko	Player IN		4:36	34-50		2 Pt. in the paint	11 - HEWSON Gerry
10:23			2 Pt. Miss	5 - SACHS Troy	4:36			Assist	7 - BLYTHE Sandy
10:21			Offens.Rebound	7 - BLYTHE Sandy	4:11		9 - SUGASAWA Takao	2 Pt. Miss	
10:19	27-37		2 Pt. in the paint	15 - NESS Brad	4:09			Defens.Rebound	15 - NESS Brad
10:19			Assist	7 - BLYTHE Sandy	3:56	34-52		2 Pt. in the paint	15 - NESS Brad
10:00		14 - OSHIMA Tomohiko	2 Pt. Miss		3:56			Assist	11 - HEWSON Gerry
9:57			Defens.Rebound	11 - HEWSON Gerry	3:24		9 - SUGASAWA Takao	2 Pt. Miss	
9:49			2 Pt. Miss	15 - NESS Brad	3:21			Defens.Rebound	5 - SACHS Troy
9:46		6 - MIYAKE Katsumi	Defens.Rebound		2:59	34-54		2 Pt. MADE	5 - SACHS Troy
9:16	27-39	6 - MIYAKE Katsumi	3 Pt. Miss		2:33	36-54	11 - JIMBO Yasuhiro	2 Pt. MADE	
8:59			2 Pt. MADE	11 - HEWSON Gerry	2:18			Fast Break	Australia
8:35		8 - KORETOMO Keisuke	3 Pt. Miss		2:16	36-56		2 Pt. in the paint	15 - NESS Brad
8:32			Defens.Rebound	15 - NESS Brad	2:16			Assist	5 - SACHS Troy
8:27			Fast Break	Australia	1:54		12 - KYOYA Kazuyuki	Turnover	
8:27	27-41		2 Pt. in the paint	5 - SACHS Troy	1:50			Fast Break	Australia
8:27		Japan	Time Out		1:48	36-58		2 Pt. in the paint	5 - SACHS Troy
8:27		12 - KYOYA Kazuyuki	Player OUT		1:48			Assist	15 - NESS Brad
8:27		10 - IWANO Hiroshi	Player IN		1:32		9 - SUGASAWA Takao	2 Pt. Miss	
8:10		6 - MIYAKE Katsumi	3 Pt. Miss		1:29			Defens.Rebound	10 - MORRIS Nick
8:10			Foul	11 - HEWSON Gerry (P3,T4)	1:25			Fast Break	Australia
7:59	29-41	8 - KORETOMO Keisuke	2 Pt. in the paint		1:25	36-60		2 Pt. in the paint	11 - HEWSON Gerry
7:59			Foul	15 - NESS Brad (P3,T5)	1:25			Assist	5 - SACHS Troy
7:59		8 - KORETOMO Keisuke	Free Th. Miss		1:16		5 - SHINTANI Hirofumi	3 Pt. Miss	
7:57		14 - OSHIMA Tomohiko	Offens.Rebound		1:13		5 - SHINTANI Hirofumi	Offens.Rebound	
7:57	31-41	14 - OSHIMA Tomohiko	2 Pt. in the paint		1:07			Steal	5 - SACHS Troy

Wheelchair Basketball

Wheelchair Basketball

Wheelchair Basketball

Wheelchair Basketball

MEN PRELIMINARY GROUP B PLAY BY PLAY



THU 19 OCT 2000

SYDNEY SUPERDOME

Time	Score	Japan	Action	Australia	Time	Score	Japan	Action	Australia
SECOND HALF					SECOND HALF				
1:04		11 - JIMBO Yasuhiro	Turnover		0:49			3 Pt. Miss	8 - GROENEWEGEN Shaun
1:01			2 Pt. Miss	11 - HEWSON Gerry	0:45			Offens.Rebound	9 - McFAWN Michael
1:01			Offens.Rebound	7 - BLYTHE Sandy	0:45	36-62		2 Pt. in the paint	8 - GROENEWEGEN Shaun
1:01		11 - JIMBO Yasuhiro (P4,T8)	Foul		0:45			Assist	9 - McFAWN Michael
1:01			Player OUT	7 - BLYTHE Sandy	0:34			Steal	5 - SACHS Troy
1:01			Player OUT	10 - MORRIS Nick	0:32		7 - SASAKI Katsuya	Turnover	
1:01			Player OUT	11 - HEWSON Gerry	0:30		7 - SASAKI Katsuya (P1,T9)	Foul	
1:01			Player OUT	15 - NESS Brad	0:30	36-63		Free Th. MADE	5 - SACHS Troy
1:01			Player IN	4 - PORTER Shane	0:30	36-64		Free Th. MADE	5 - SACHS Troy
1:01			Player IN	8 - GROENEWEGEN Shaun	0:21		9 - SUGASAWA Takao	3 Pt. Miss	
1:01			Player IN	9 - McFAWN Michael	0:18			Defens.Rebound	8 - GROENEWEGEN Shaun
1:01			Player IN	13 - ANDREWS Troy	0:03			3 Pt. Miss	8 - GROENEWEGEN Shaun
1:01		Japan	Time Out		0:03			Offens.Rebound	13 - ANDREWS Troy
1:01			Free Th. Miss	5 - SACHS Troy	0:00			2 Pt. Miss	13 - ANDREWS Troy
1:01			Free Th. Miss	5 - SACHS Troy	0:00			END of PERIOD	
1:00			Offens.Rebound	5 - SACHS Troy					

Wheelchair Basketball

Wheelchair Basketball

Wheelchair Basketball

Wheelchair Basketball

PRNWB0000002A.00073 00101917:02V010

MEN PRELIMINARY GROUP A MATCH RESULTS



THU 19 OCT 2000

SYDNEY SUPERDOME

Match No: 4

GBR 29 vs 18 GER

Start Time: 16:15

Attendance:

Referees: ARNOLD Sharon (AUS)
CAMPOS PERIS Sergio (ESP)

CHUNG Hak Mo (KOR)

FIRST HALF

Scoring by 5 min intervals: **GBR**
GER

11	17	20	29
6	12	16	18

Great Britain (GBR)

No.	Name	MIN	PTS	Field Goals		2 Points		3 Points		Free Throws		Rebounds			AS	ST	TO	BS	PF
				M/A	%	M/A	%	M/A	%	M/A	%	OR	DR	TOT					
4	CAINE Steve	06:27	3	1/2	50.0	1/2	50.0			1/2	50.0	1		1	1		1		
5	THOMAS Sinclair																		
6	HAYES Kevin																		
7	BYWATER Terry																		
* 8	MUNN Simon	20:00	6	3/6	50.0	3/6	50.0					3	9	12	1	1	1		
* 9	POLLOCK Jonathan	17:50	8	3/10	30.0	1/6	16.7	2/4	50.0	0/2	0.0				2		2		3
10	ADEPITAN Ade	07:45										1		1	2		1		1
* 11	JOHNSON Dan	14:25	4	2/5	40.0	2/5	40.0						1	1	1	1			1
* 12	BLAKE Andrew	20:00	2	1/3	33.3	1/3	33.3			0/1	0.0	2	5	7		1			2
13	HOWLEY Fred																		
* 14	PRICE Colin	13:33	6	3/4	75.0	3/4	75.0			0/2	0.0						3		1
15	BRAMLEY David																		
Team Coach																			
TOTALS			29	13/30	43.3	11/26	42.3	2/4	50.0	1/7	14.3	7	15	22	7	3	8		8
Coach		TITMUSS David																	
Assistant Coach		SMITH Nigel																	
		TOLFREY Vicky																	

Germany (GER)

No.	Name	MIN	PTS	Field Goals		2 Points		3 Points		Free Throws		Rebounds			AS	ST	TO	BS	PF
				M/A	%	M/A	%	M/A	%	M/A	%	OR	DR	TOT					
4	SCHWARZ Ralf																		
* 5	HUEBNER Lars	08:25		0/2	0.0	0/2	0.0												2
6	SNIEGOCKI Markus																		
7	FISCHER Thomas	11:35	2	1/3	33.3	1/3	33.3										4		3
8	WIMMERS Guido	07:45		0/4	0.0	0/4	0.0					1	2	3		1			
9	HABERKORN Markus																		
10	LEONHARDT Joerg																		
* 11	OTTO Martin	12:15	6	3/4	75.0	3/4	75.0						5	5	1				
* 12	THALHEIM Dirk	20:00	4	2/6	33.3	2/6	33.3					1	1	2	3	1	2		2
* 13	CHRISTINK Lars	20:00	4	2/5	40.0	2/2	100.0	0/3	0.0	0/2	0.0		1	1	3		3		2
14	COSKUN Ahmet																		
* 15	KOEHLER Dirk	20:00	2	1/5	20.0	1/5	20.0					4	2	6	1		1		1
Team Coach																			
TOTALS			18	9/29	31.0	9/26	34.6	0/3	0.0	0/2	0.0	6	11	17	8	2	10		10
Coach		ROEMER Gerd																	
Assistant Coach																			

	GBR	GER
Points from Turnovers:	7	2
Biggest Lead:	11 (29-18)	0
Second Chance Points:	6	
Lead Changes:		

	GBR	GER
Points in the Paint:	16	12
Biggest Scoring Run:	12-2 (29-18)	4-0 (12-13)
Fast Break Points:	4	2
Times Tied:		1

Legend:

MIN : Minutes Played **M/A** : Made/Attempts **%** : Shooting Percentage **OR** : Offensive Rebounds
DR : Defensive Rebounds **TOT** : Total Rebounds **AS** : Assist **ST** : Steals
TO : Turnovers **BS** : Blocked Shots **PF** : Fouls **PTS** : Points
HF : Half of Time **OT** : Over Time * : Starting/Initial

PRNWB0000002B.00073 00101917:56V020

MEN PRELIMINARY GROUP A MATCH RESULTS



THU 19 OCT 2000

SYDNEY SUPERDOME

Match No: 4

GBR 61 vs 43 GER

Start Time: 16:15

Attendance: 1231

Referees: ARNOLD Sharon (AUS)
CAMPOS PERIS Sergio (ESP)

CHUNG Hak Mo (KOR)

Scoring by 5 min intervals:		1.HF				2.HF			
GBR	GER	11	17	20	29	38	42	52	61
		6	12	16	18	25	32	38	43

Great Britain (GBR)

No.	Name	MIN	PTS	Field Goals		2 Points		3 Points		Free Throws		Rebounds			AS	ST	TO	BS	PF
				M/A	%	M/A	%	M/A	%	M/A	%	OR	DR	TOT					
4	CAINE Steve	09:05	3	1/2	50.0	1/2	50.0			1/2	50.0	1		1	1		3		
5	THOMAS Sinclair	02:38								0/2	0.0		2	2					
6	HAYES Kevin	07:23	2	1/1	100.0	1/1	100.0												1
7	BYWATER Terry																		
* 8	MUNN Simon	37:25	11	5/9	55.6	5/9	55.6			1/4	25.0	5	13	18	1	1	5	1	2
* 9	POLLOCK Jonathan	28:04	13	4/13	30.8	1/7	14.3	3/6	50.0	2/4	50.0	1	2	3	3		3		4
10	ADEPITAN Ade	10:20	4	1/1	100.0	1/1	100.0			2/3	66.7	1		1	2		1		2
* 11	JOHNSON Dan	34:25	8	3/11	27.3	3/11	27.3			2/2	100.0	1	2	3	2	1	3		3
* 12	BLAKE Andrew	29:59	2	1/3	33.3	1/3	33.3			0/1	0.0	2	10	12	1	1			2
13	HOWLEY Fred																		
* 14	PRICE Colin	30:43	18	9/12	75.0	9/12	75.0			0/4	0.0		3	3	1		6		3
15	BRAMLEY David	09:58											2	2					1
Team Coach																			
TOTALS			61	25/52	48.1	22/46	47.8	3/6	50.0	8/22	36.4	11	34	45	11	3	21	1	18
Coach		TITMUSS David																	
Assistant Coach		SMITH Nigel																	
		TOLFREY Vicky																	

Germany (GER)

No.	Name	MIN	PTS	Field Goals		2 Points		3 Points		Free Throws		Rebounds			AS	ST	TO	BS	PF
				M/A	%	M/A	%	M/A	%	M/A	%	OR	DR	TOT					
4	SCHWARZ Ralf																		
* 5	HUEBNER Lars	22:02		0/3	0.0	0/3	0.0								1		2		4
6	SNIEGOCKI Markus	02:35																	1
7	FISCHER Thomas	17:58	2	1/4	25.0	1/3	33.3	0/1	0.0					2	1	4		4	
8	WIMMERS Guido	07:45		0/4	0.0	0/4	0.0					1	2	3		1			
9	HABERKORN Markus																		
10	LEONHARDT Joerg																		
* 11	OTTO Martin	32:15	16	7/13	53.8	7/13	53.8			2/5	40.0		9	9	1	1	1		1
* 12	THALHEIM Dirk	40:00	13	6/12	50.0	6/12	50.0			1/2	50.0	2	1	3	3	1	3		3
* 13	CHRISTINK Lars	37:25	4	2/10	20.0	2/7	28.6	0/3	0.0	0/2	0.0	1	1	2	5		4		5
14	COSKUN Ahmet	11:39	4	2/7	28.6	2/6	33.3	0/1	0.0				1	1	1				1
* 15	KOEHLER Dirk	28:21	4	2/8	25.0	2/8	25.0					5	4	9	1	2	2		2
Team Coach																			
TOTALS			43	20/61	32.8	20/56	35.7	0/5	0.0	3/9	33.3	9	18	27	14	6	16		21
Coach		ROEMER Gerd																	
Assistant Coach																			

	GBR	GER
Points from Turnovers:	13	14
Biggest Lead:	20 (61-41)	0
Second Chance Points:	8	2
Lead Changes:		

	GBR	GER
Points in the Paint:	28	30
Biggest Scoring Run:	13-2 (30-18)	6-0 (40-52)
Fast Break Points:	8	4
Times Tied:		1

Legend:

MIN : Minutes Played **M/A** : Made/Attempts **%** : Shooting Percentage **OR** : Offensive Rebounds
DR : Defensive Rebounds **TOT** : Total Rebounds **AS** : Assist **ST** : Steals
TO : Turnovers **BS** : Blocked Shots **PF** : Fouls **PTS** : Points
HF : Half of Time **OT** : Over Time * : Starting/Initial

PRNWB0000002C.00073 00101919:53V010

MEN PRELIMINARY GROUP B MATCH RESULTS



THU 19 OCT 2000

SYDNEY SUPERDOME

Match No: 5

SWE 28 vs 23 FRA

Start Time: 19:00

Attendance:

Referees: ESHENKO Vladimer (CAN)
OTTO Jorg-ulich (GER)

ENGLISH Robert (GBR)

FIRST HALF

Scoring by 5 min intervals: **SWE**
FRA

6	10	21	28
9	16	19	23

Sweden (SWE)

No.	Name	MIN	PTS	Field Goals		2 Points		3 Points		Free Throws		Rebounds			AS	ST	TO	BS	PF
				M/A	%	M/A	%	M/A	%	M/A	%	OR	DR	TOT					
4	Haidari Hussein	05:17	4	1/2	50.0	1/2	50.0			2/2	100.0				1				1
* 5	JAMESON Per	08:14											1	1					
6	FLensburg Daniel																		
* 7	GUSTAVSSON Joachim	06:53	2	1/4	25.0	1/4	25.0								1	1			3
8	ABLORH Enoch																		
9	WAPNER Christian	11:46		0/1	0.0	0/1	0.0						2	2		1			3
10	BERGLUND Gunnar	13:07	11	3/8	37.5	3/6	50.0	0/2	0.0	5/6	83.3	2	4	6	1				1
11	KOHLSTROEM Peter																		
* 12	AKERBERG Thomas	14:43	6	1/4	25.0	1/4	25.0			4/5	80.0	1	3	4	1		1		3
* 13	UHLÉN Per	08:14		0/2	0.0	0/2	0.0					1		1					3
14	WEGEBORN Stefan	11:46		0/2	0.0	0/2	0.0			0/2	0.0								1
* 15	ANDERSSON Lars-Gunnar	20:00	5	2/6	33.3	2/6	33.3			1/2	50.0	1	6	7	1		2		2
Team Coach																			
TOTALS			28	8/29	27.6	8/27	29.6	0/2	0.0	12/17	70.6	5	16	21	5	2	3		17
Coach		KARLSSON Kjell																	
Assistant Coach		STAVEGREN Joakim																	

France (FRA)

No.	Name	MIN	PTS	Field Goals		2 Points		3 Points		Free Throws		Rebounds			AS	ST	TO	BS	PF
				M/A	%	M/A	%	M/A	%	M/A	%	OR	DR	TOT					
4	SALLEM Riadh	02:18											1	1					
* 5	ABOUKIR Jean-Denis	11:12		0/1	0.0	0/1	0.0								1		1		2
* 6	LIBMAN Bertrand	20:00	2							2/4	50.0	4	4			1			3
* 7	COURNEIL Jerome	11:12	2	1/1	100.0	1/1	100.0			0/4	0.0	1	1	1	1				4
8	BOUSTILA Ouahid	06:55		0/3	0.0	0/3	0.0			0/2	0.0	1	2	3					
9	FAHRASMANE Mario	08:48	3	1/3	33.3	1/3	33.3			1/4	25.0		1	1			1		2
* 10	GUYOT Frederic	17:42	3	1/4	25.0	1/4	25.0			1/2	50.0		2	2	1		1		2
11	THEREZO Jose																		
12	HAMELIN David																		
13	DIXNEUF Lionel																		
* 14	BAYE Philippe	13:05	13	4/9	44.4	4/7	57.1	0/2	0.0	5/7	71.4	1	7	8			1		2
15	LAFFONT Jean Pascal	08:48																	
Team Coach																			
TOTALS			23	7/21	33.3	7/19	36.8	0/2	0.0	9/23	39.1	2	18	20	3	1	5		15
Coach		SORIANO Jean-Paul																	
Assistant Coach		SCHOENACKER Maurice																	

	SWE	FRA
Points from Turnovers:	2	2
Biggest Lead:	6 (27-21)	7 (13-6)
Second Chance Points:	4	2
Lead Changes:	1	

	SWE	FRA
Points in the Paint:	8	2
Biggest Scoring Run:	11-0 (21-16)	8-2 (8-2)
Fast Break Points:	4	
Times Tied:	1	

Legend:

MIN : Minutes Played **M/A** : Made/Attempts **%** : Shooting Percentage **OR** : Offensive Rebounds
DR : Defensive Rebounds **TOT** : Total Rebounds **AS** : Assist **ST** : Steals
TO : Turnovers **BS** : Blocked Shots **PF** : Fouls **PTS** : Points
HF : Half of Time **OT** : Over Time * : Starting/Initial

PRNWB0000002D.00069 00101920:55V010

Match No: 5

SWE 50 vs 51 FRA

Start Time: 19:00

Attendance: 1136

Referees: ESHENKO Vladimer (CAN)
OTTO Jorg-ulich (GER)

ENGLISH Robert (GBR)

Scoring by 5 min intervals:

SWE
FRA

1.HF				2.HF			
6	10	21	28	32	34	43	50
9	16	19	23	29	38	41	51

Time	Score	Sweden		Action	France		Time	Score	Sweden		Action	France	
		Player	IN		Player	IN			Player	IN		Player	IN
FIRST HALF													
20:00		5 - JAMESON Per		Player IN			13:07		7 - GUSTAVSSON Joachim		Player OUT		
20:00		7 - GUSTAVSSON Joachim		Player IN			13:07		10 - BERGLUND Gunnar		Player IN		
20:00		12 - AKERBERG Thomas		Player IN			13:00		13 - UHLEN Per (P2,T7)		Foul		
20:00		13 - UHLEN Per		Player IN			13:00				Free Th. Miss	14 - BAYE Philippe	
20:00		15 - ANDERSSON L.G.		Player IN			13:00	6-13			Free Th. MADE	14 - BAYE Philippe	
20:00				Player IN		5 - ABOUKIR Jean-Denis	12:50		10 - BERGLUND Gunnar		2 Pt. Miss		
20:00				Player IN		6 - LIBMAN Bertrand	12:47				Defens.Rebound		7 - COURNEIL Jerome
20:00				Player IN		7 - COURNEIL Jerome	12:32				Defens.Rebound		10 - GUYOT Frederic
20:00				Player IN		10 - GUYOT Frederic	12:30		12 - AKERBERG Thomas		Defens.Rebound		
20:00				Player IN		14 - BAYE Philippe	12:23		Sweden		Fast Break		
19:47				Turnover		5 - ABOUKIR Jean-Denis	12:22	8-13	10 - BERGLUND Gunnar		2 Pt. in the paint		
19:40				Foul		7 - COURNEIL Jerome (P1,T1)	12:10		12 - AKERBERG Thomas (P2,T8)		Foul		
19:24		13 - UHLEN Per		2 Pt. Miss			12:10				Free Th. Miss	7 - COURNEIL Jerome	
19:22				Defens.Rebound		6 - LIBMAN Bertrand	12:10				Free Th. Miss	7 - COURNEIL Jerome	
19:13				2 Pt. Miss		5 - ABOUKIR Jean-Denis	12:07		5 - JAMESON Per		Defens.Rebound		
19:09		12 - AKERBERG Thomas		Defens.Rebound			12:04				Foul	10 - GUYOT Frederic (P1,T4)	
19:06				Steal		7 - COURNEIL Jerome	11:56				Foul	5 - ABOUKIR Jean-Denis (P2,T5)	
19:02		12 - AKERBERG Thomas		Turnover			11:56	9-13	10 - BERGLUND Gunnar		Free Th. MADE		
18:56	0-2			2 Pt. MADE		14 - BAYE Philippe	11:56	10-13	10 - BERGLUND Gunnar		Free Th. MADE		
18:27		7 - GUSTAVSSON Joachim		2 Pt. Miss			11:46		13 - UHLEN Per (P3,T9)		Foul		
18:23				Defens.Rebound		14 - BAYE Philippe	11:46		Sweden		Time Out		
18:07	0-4			2 Pt. MADE		14 - BAYE Philippe	11:46		13 - UHLEN Per		Player OUT		
17:44	2-4	12 - AKERBERG Thomas		2 Pt. in the paint			11:46		9 - WAPNER Christian		Player IN		
17:44		15 - ANDERSSON L.G.		Assist			11:46		5 - JAMESON Per		Player OUT		
17:27	2-6			2 Pt. MADE		10 - GUYOT Frederic	11:46		14 - WEGEBORN Stefan		Player IN		
17:06		12 - AKERBERG Thomas		2 Pt. Miss			11:46				Free Th. Miss	10 - GUYOT Frederic	
17:03				Defens.Rebound		6 - LIBMAN Bertrand	11:46	10-14			Free Th. MADE	10 - GUYOT Frederic	
16:54		12 - AKERBERG Thomas (P1,T1)		Foul			11:30		10 - BERGLUND Gunnar		2 Pt. Miss		
16:33	2-8			2 Pt. MADE		14 - BAYE Philippe	11:26				Defens.Rebound	14 - BAYE Philippe	
16:33				Assist		5 - ABOUKIR Jean-Denis	11:13				2 Pt. Miss	14 - BAYE Philippe	
16:28				Foul		14 - BAYE Philippe (P1,T2)	11:11		10 - BERGLUND Gunnar		Defens.Rebound		
16:13		13 - UHLEN Per		2 Pt. Miss			10:51				Foul	7 - COURNEIL Jerome (P2,T6)	
16:11		13 - UHLEN Per		Offens.Rebound			10:30		15 - ANDERSSON L.G.		2 Pt. Miss		
16:00	4-8	15 - ANDERSSON L.G.		2 Pt. MADE			10:29				Defens.Rebound	14 - BAYE Philippe	
16:00		7 - GUSTAVSSON Joachim		Assist			10:13	10-16			2 Pt. MADE	7 - COURNEIL Jerome	
15:37				3 Pt. Miss		14 - BAYE Philippe	10:13				Assist	10 - GUYOT Frederic	
15:19	6-8	7 - GUSTAVSSON Joachim		2 Pt. MADE			9:53				Foul	10 - GUYOT Frederic (P2,T7)	
15:19		12 - AKERBERG Thomas		Assist			9:40		15 - ANDERSSON L.G. (P2,T10)		Offensive Foul		
15:02		15 - ANDERSSON L.G. (P1,T2)		Foul			9:40		15 - ANDERSSON L.G.		Turnover		
15:02				Free Th. Miss		6 - LIBMAN Bertrand	9:27				3 Pt. Miss	14 - BAYE Philippe	
15:02	6-9			Free Th. MADE		6 - LIBMAN Bertrand	9:23		15 - ANDERSSON L.G.		Defens.Rebound		
14:47		7 - GUSTAVSSON Joachim		2 Pt. Miss			9:17		12 - AKERBERG Thomas		2 Pt. Miss		
14:44				Defens.Rebound		6 - LIBMAN Bertrand	9:13		10 - BERGLUND Gunnar		Offens.Rebound		
14:30	6-11			2 Pt. MADE		14 - BAYE Philippe	9:13				Foul	7 - COURNEIL Jerome (P3,T8)	
14:30				Assist		7 - COURNEIL Jerome	9:13				Player OUT	14 - BAYE Philippe	
14:30		13 - UHLEN Per (P1,T3)		Foul			9:13				Player IN	8 - BOUSTILA Ouahid	
14:30	6-12			Free Th. MADE		14 - BAYE Philippe	9:13		12 - AKERBERG Thomas		Player OUT		
14:01		12 - AKERBERG Thomas		2 Pt. Miss			9:13		4 - HAIDARI Hussein		Player IN		
13:58				Defens.Rebound		14 - BAYE Philippe	9:13	11-16	10 - BERGLUND Gunnar		Free Th. MADE		
13:53		7 - GUSTAVSSON Joachim (P1,T4)		Foul			9:13	12-16	10 - BERGLUND Gunnar		Free Th. MADE		
13:43		7 - GUSTAVSSON Joachim		Steal			9:02		14 - WEGEBORN Stefan (P1,T11)		Foul		
13:41				Turnover		14 - BAYE Philippe	9:02				Free Th. Miss	7 - COURNEIL Jerome	
13:35				Foul		5 - ABOUKIR Jean-Denis (P1,T3)	9:02				Free Th. Miss	7 - COURNEIL Jerome	
13:18		7 - GUSTAVSSON Joachim		2 Pt. Miss			9:00		15 - ANDERSSON L.G.		Defens.Rebound		
13:15				Defens.Rebound		14 - BAYE Philippe	8:48				Foul	7 - COURNEIL Jerome (P4,T9)	
13:10		7 - GUSTAVSSON Joachim (P2,T5)		Foul			8:48				Player OUT	7 - COURNEIL Jerome	
13:07		7 - GUSTAVSSON Joachim (P3,T6)		Foul			8:48				Player OUT	5 - ABOUKIR Jean-Denis	

Wheelchair Basketball

MEN PRELIMINARY GROUP B PLAY BY PLAY



THU 19 OCT 2000

SYDNEY SUPERDOME

Time	Score	Sweden	Action	France	Time	Score	Sweden	Action	France
FIRST HALF					FIRST HALF				
8:48			Player IN	15 - LAFFONT Jean Pascal	2:18			Player OUT	10 - GUYOT Frederic
8:48			Player IN	9 - FAHRASMANE Mario	2:18			Player IN	4 - SALLEM Riadh
8:48	13-16	4 - HAIDARI Hussein	Free Th. MADE		2:18			Player IN	14 - BAYE Philippe
8:48	14-16	4 - HAIDARI Hussein	Free Th. MADE		2:02			2 Pt. Miss	9 - FAHRASMANE Mario
8:25			2 Pt. Miss	10 - GUYOT Frederic	2:01		15 - ANDERSSON L.G.	Defens.Rebound	
8:20		15 - ANDERSSON L.G.	Defens.Rebound		1:47			Foul	14 - BAYE Philippe (P2,T14)
8:18		4 - HAIDARI Hussein	2 Pt. Miss		1:47		14 - WEGEBORN Stefan	Free Th. Miss	
8:15			Defens.Rebound	10 - GUYOT Frederic	1:47		14 - WEGEBORN Stefan	Free Th. Miss	
8:06			Turnover	10 - GUYOT Frederic	1:45		12 - AKERBERG Thomas	Offens.Rebound	
8:06		9 - WAPNER Christian	Steal		1:45		14 - WEGEBORN Stefan	2 Pt. Miss	
8:06	16-16	4 - HAIDARI Hussein	2 Pt. in the paint		1:39			Defens.Rebound	6 - LIBMAN Bertrand
8:06			Foul	9 - FAHRASMANE Mario (P1,T10)	1:35		9 - WAPNER Christian (P2,T15)	Foul	
8:06		4 - HAIDARI Hussein	Player OUT		1:35			Free Th. Miss	9 - FAHRASMANE Mario
8:06		12 - AKERBERG Thomas	Player IN		1:35			Free Th. Miss	9 - FAHRASMANE Mario
8:06	17-16	12 - AKERBERG Thomas	Free Th. MADE		1:31		9 - WAPNER Christian	Defens.Rebound	
7:55			2 Pt. Miss	8 - BOUSTILA Ouahid	1:10		9 - WAPNER Christian	2 Pt. Miss	
7:54		10 - BERGLUND Gunnar	Defens.Rebound		1:10			Defens.Rebound	14 - BAYE Philippe
7:43		15 - ANDERSSON L.G.	2 Pt. Miss		1:10		9 - WAPNER Christian (P3,T16)	Foul	
7:41			Defens.Rebound	9 - FAHRASMANE Mario	1:10	25-21		Free Th. MADE	14 - BAYE Philippe
7:19			2 Pt. Miss	8 - BOUSTILA Ouahid	1:10			Free Th. Miss	14 - BAYE Philippe
7:16		12 - AKERBERG Thomas	Defens.Rebound		1:07		15 - ANDERSSON L.G.	Defens.Rebound	
6:58			Foul	6 - LIBMAN Bertrand (P1,T11)	0:54		10 - BERGLUND Gunnar	3 Pt. Miss	
6:58	18-16	12 - AKERBERG Thomas	Free Th. MADE		0:50			Defens.Rebound	4 - SALLEM Riadh
6:58	19-16	12 - AKERBERG Thomas	Free Th. MADE		0:44			2 Pt. Miss	14 - BAYE Philippe
6:58		12 - AKERBERG Thomas	Player OUT		0:40		10 - BERGLUND Gunnar	Defens.Rebound	
6:58		4 - HAIDARI Hussein	Player IN		0:36		Sweden	Fast Break	
6:47		9 - WAPNER Christian (P1,T12)	Foul		0:34	27-21	15 - ANDERSSON L.G.	2 Pt. in the paint	
6:47			Free Th. Miss	8 - BOUSTILA Ouahid	0:34		10 - BERGLUND Gunnar	Assist	
6:47			Free Th. Miss	8 - BOUSTILA Ouahid	0:18			2 Pt. Miss	14 - BAYE Philippe
6:45		9 - WAPNER Christian	Defens.Rebound		0:17			Offens.Rebound	14 - BAYE Philippe
6:35	21-16	10 - BERGLUND Gunnar	2 Pt. MADE		0:17		12 - AKERBERG Thomas (P3,T17)	Foul	
6:35		4 - HAIDARI Hussein	Assist		0:17		Sweden	Time Out	
6:32			Time Out	France	0:17	27-22		Free Th. MADE	14 - BAYE Philippe
6:17		10 - BERGLUND Gunnar (P1,T13)	Foul		0:17	27-23		Free Th. MADE	14 - BAYE Philippe
6:17	21-17		Free Th. MADE	6 - LIBMAN Bertrand	0:03			Time Out	France
6:17			Free Th. Miss	6 - LIBMAN Bertrand	0:02			Foul	6 - LIBMAN Bertrand (P3,T15)
6:11			Offens.Rebound	8 - BOUSTILA Ouahid	0:02	28-23	12 - AKERBERG Thomas	Free Th. MADE	
6:11			2 Pt. Miss	8 - BOUSTILA Ouahid	0:02		12 - AKERBERG Thomas	Free Th. Miss	
5:57		14 - WEGEBORN Stefan	2 Pt. Miss		0:00			Defens.Rebound	14 - BAYE Philippe
5:53		15 - ANDERSSON L.G.	Offens.Rebound		SECOND HALF				
5:53		15 - ANDERSSON L.G.	2 Pt. Miss		20:00			Player IN	14 - BAYE Philippe
5:50		10 - BERGLUND Gunnar	Offens.Rebound		20:00			Player IN	15 - LAFFONT Jean Pascal
5:50		10 - BERGLUND Gunnar	2 Pt. Miss		20:00			Player IN	9 - FAHRASMANE Mario
5:46			Defens.Rebound	8 - BOUSTILA Ouahid	20:00			Player IN	4 - SALLEM Riadh
5:37			Turnover	6 - LIBMAN Bertrand	20:00			Player IN	6 - LIBMAN Bertrand
5:26		10 - BERGLUND Gunnar	3 Pt. Miss		20:00		15 - ANDERSSON L.G.	Player IN	
5:23			Defens.Rebound	10 - GUYOT Frederic	20:00		7 - GUSTAVSSON Joachim	Player IN	
5:14	21-19		2 Pt. in the paint	9 - FAHRASMANE Mario	20:00		4 - HAIDARI Hussein	Player IN	
4:43			Foul	6 - LIBMAN Bertrand (P2,T12)	20:00		5 - JAMESON Per	Player IN	
4:43		10 - BERGLUND Gunnar	Free Th. Miss		20:00		13 - UHLEN Per	Player IN	
4:43	22-19	10 - BERGLUND Gunnar	Free Th. MADE		19:45		15 - ANDERSSON L.G. (P3,T1)	Foul	
4:30		4 - HAIDARI Hussein (P1,T14)	Foul		19:40	28-25		2 Pt. in the paint	14 - BAYE Philippe
4:30			Free Th. Miss	9 - FAHRASMANE Mario	19:40			Assist	6 - LIBMAN Bertrand
4:30	22-20		Free Th. MADE	9 - FAHRASMANE Mario	19:23		4 - HAIDARI Hussein	2 Pt. Miss	
4:02		15 - ANDERSSON L.G.	2 Pt. Miss		19:21			Defens.Rebound	6 - LIBMAN Bertrand
4:00			Defens.Rebound	8 - BOUSTILA Ouahid	19:07			2 Pt. Miss	9 - FAHRASMANE Mario
3:48			2 Pt. Miss	10 - GUYOT Frederic	19:05		7 - GUSTAVSSON Joachim	Defens.Rebound	
3:46		15 - ANDERSSON L.G.	Defens.Rebound		18:51			Foul	9 - FAHRASMANE Mario (P3,T1)
3:26	24-20	10 - BERGLUND Gunnar	2 Pt. MADE		18:45		15 - ANDERSSON L.G.	2 Pt. Miss	
3:10			2 Pt. Miss	9 - FAHRASMANE Mario	18:43			Defens.Rebound	14 - BAYE Philippe
3:08		10 - BERGLUND Gunnar	Defens.Rebound		18:35			Turnover	6 - LIBMAN Bertrand
2:48			Foul	9 - FAHRASMANE Mario (P2,T13)	18:21	30-25	7 - GUSTAVSSON Joachim	2 Pt. MADE	
2:48		4 - HAIDARI Hussein	Player OUT		18:21		13 - UHLEN Per	Assist	
2:48		12 - AKERBERG Thomas	Player IN		18:06			2 Pt. Miss	9 - FAHRASMANE Mario
2:48		15 - ANDERSSON L.G.	Free Th. Miss		18:02		7 - GUSTAVSSON Joachim	Defens.Rebound	
2:48	25-20	15 - ANDERSSON L.G.	Free Th. MADE		17:56			Steal	9 - FAHRASMANE Mario
2:37			Turnover	9 - FAHRASMANE Mario	17:55		4 - HAIDARI Hussein	Turnover	
2:18		15 - ANDERSSON L.G.	Turnover		17:55			Turnover	9 - FAHRASMANE Mario
2:18			Player OUT	8 - BOUSTILA Ouahid	17:46		15 - ANDERSSON L.G.	2 Pt. Miss	

Wheelchair Basketball

Wheelchair Basketball

Wheelchair Basketball

Wheelchair Basketball

Time	Score	Sweden	Action	France	Time	Score	Sweden	Action	France
SECOND HALF					SECOND HALF				
17:44			Defens.Rebound	9 - FAHRASMANE Mario	10:08		10 - BERGLUND Gunnar	3 Pt. Miss	
17:34	30-27		2 Pt. in the paint	14 - BAYE Philippe	10:06		13 - UHLEN Per	Offens.Rebound	
17:34			Assist	9 - FAHRASMANE Mario	9:54	36-38	10 - BERGLUND Gunnar	2 Pt. MADE	
17:18			Foul	15 - LAFFONT Jean Pascal (P1,T2)	9:54		13 - UHLEN Per	Assist	
17:18	31-27	13 - UHLEN Per	Free Th. MADE		9:39			2 Pt. Miss	8 - BOUSTILA Ouahid
17:18	32-27	13 - UHLEN Per	Free Th. MADE		9:38			Offens.Rebound	11 - THEREZO Jose
17:04			2 Pt. Miss	6 - LIBMAN Bertrand	9:38			2 Pt. Miss	11 - THEREZO Jose
17:02		4 - HAIDARI Hussein	Block Shot		9:32			Offens.Rebound	5 - ABOUKIR Jean-Denis
16:47		13 - UHLEN Per	Turnover		9:32			2 Pt. Miss	5 - ABOUKIR Jean-Denis
16:23	32-29		2 Pt. in the paint	9 - FAHRASMANE Mario	9:30			Offens.Rebound	10 - GUYOT Frederic
16:10		4 - HAIDARI Hussein	Turnover		9:22			2 Pt. Miss	8 - BOUSTILA Ouahid
16:10			Player OUT	14 - BAYE Philippe	9:21			Offens.Rebound	11 - THEREZO Jose
16:10			Player OUT	6 - LIBMAN Bertrand	9:21		5 - JAMESON Per (P2,T8)	Foul	
16:10			Player OUT	15 - LAFFONT Jean Pascal	9:21	36-39		Free Th. Miss	11 - THEREZO Jose
16:10			Player IN	5 - ABOUKIR Jean-Denis	9:21			Free Th. MADE	11 - THEREZO Jose
16:10			Player IN	10 - GUYOT Frederic	9:21			Player OUT	11 - THEREZO Jose
16:10			Player IN	11 - THEREZO Jose	9:21			Player IN	14 - BAYE Philippe
15:40			Turnover	10 - GUYOT Frederic	8:59			Steal	8 - BOUSTILA Ouahid
15:36		4 - HAIDARI Hussein	Turnover		8:57		13 - UHLEN Per	Turnover	
15:23			2 Pt. Miss	11 - THEREZO Jose	8:43			3 Pt. Miss	8 - BOUSTILA Ouahid
15:21		7 - GUSTAVSSON Joachim	Defens.Rebound		8:41		13 - UHLEN Per	Defens.Rebound	
15:07		7 - GUSTAVSSON Joachim	2 Pt. Miss		8:30		10 - BERGLUND Gunnar	2 Pt. Miss	
14:44			2 Pt. Miss	9 - FAHRASMANE Mario	8:29			Defens.Rebound	5 - ABOUKIR Jean-Denis
14:42			Offens.Rebound	5 - ABOUKIR Jean-Denis	8:22			Offensive Foul	8 - BOUSTILA Ouahid (P1,T7)
14:37			2 Pt. Miss	9 - FAHRASMANE Mario	8:22			Turnover	8 - BOUSTILA Ouahid
14:34		4 - HAIDARI Hussein	Defens.Rebound		8:22		12 - AKERBERG Thomas	Player OUT	
14:27			Steal	10 - GUYOT Frederic	8:22		15 - ANDERSSON L.G.	Player IN	
14:27		15 - ANDERSSON L.G.	Turnover		8:22		8 - ABLORH Enoch	Player OUT	
14:27		15 - ANDERSSON L.G. (P4,T2)	Foul		8:22		4 - HAIDARI Hussein	Player IN	
14:27		15 - ANDERSSON L.G.	Player OUT		8:15			Foul	8 - BOUSTILA Ouahid (P2,T8)
14:27		10 - BERGLUND Gunnar	Player IN		8:15		4 - HAIDARI Hussein	Free Th. Miss	
14:27		4 - HAIDARI Hussein	Player OUT		8:15	37-39	4 - HAIDARI Hussein	Free Th. MADE	
14:27		12 - AKERBERG Thomas	Player IN		7:57		5 - JAMESON Per (P3,T9)	Foul	
14:16			2 Pt. Miss	5 - ABOUKIR Jean-Denis	7:57			Free Th. Miss	8 - BOUSTILA Ouahid
14:11			Offens.Rebound	11 - THEREZO Jose	7:57			Free Th. Miss	8 - BOUSTILA Ouahid
14:11			2 Pt. Miss	11 - THEREZO Jose	7:30	39-39	15 - ANDERSSON L.G.	2 Pt. MADE	
14:07			Offens.Rebound	9 - FAHRASMANE Mario	7:30		10 - BERGLUND Gunnar	Assist	
14:03			Turnover	5 - ABOUKIR Jean-Denis	7:10			2 Pt. Miss	14 - BAYE Philippe
13:41			Foul	9 - FAHRASMANE Mario (P4,T3)	7:09			Offens.Rebound	14 - BAYE Philippe
13:41		7 - GUSTAVSSON Joachim	Player OUT		7:04			2 Pt. Miss	14 - BAYE Philippe
13:41		8 - ABLORH Enoch	Player IN		7:04			Player OUT	4 - SALLEM Riadh
13:41			Player OUT	9 - FAHRASMANE Mario	7:04			Player IN	15 - LAFFONT Jean Pascal
13:41			Player IN	8 - BOUSTILA Ouahid	6:57			2 Pt. Miss	10 - GUYOT Frederic
13:17			Foul	4 - SALLEM Riadh (P1,T4)	6:52		13 - UHLEN Per	Defens.Rebound	
13:06		12 - AKERBERG Thomas (P4,T3)	Offensive Foul		6:48		10 - BERGLUND Gunnar	2 Pt. Miss	
13:06		12 - AKERBERG Thomas	Turnover		6:48			Block Shot	8 - BOUSTILA Ouahid
13:02		8 - ABLORH Enoch (P1,T4)	Foul		6:34		15 - ANDERSSON L.G.	2 Pt. Miss	
12:51		5 - JAMESON Per (P1,T5)	Foul		6:31			Defens.Rebound	5 - ABOUKIR Jean-Denis
12:44	32-31		2 Pt. MADE	5 - ABOUKIR Jean-Denis	6:16			2 Pt. Miss	8 - BOUSTILA Ouahid
12:31			Foul	4 - SALLEM Riadh (P2,T5)	6:14			Defens.Rebound	
12:26		8 - ABLORH Enoch	Turnover		5:59	41-39	4 - HAIDARI Hussein	2 Pt. in the paint	
12:15			2 Pt. Miss	5 - ABOUKIR Jean-Denis	5:47		15 - ANDERSSON L.G. (P5,T10)	Foul	
11:59	32-33		2 Pt. MADE	8 - BOUSTILA Ouahid	5:47		15 - ANDERSSON L.G.	Player OUT	
11:59			Assist	5 - ABOUKIR Jean-Denis	5:47		7 - GUSTAVSSON Joachim	Player IN	
11:59		13 - UHLEN Per (P4,T6)	Foul		5:47			Player OUT	8 - BOUSTILA Ouahid
11:59	32-34		Free Th. MADE	8 - BOUSTILA Ouahid	5:47			Player IN	9 - FAHRASMANE Mario
11:35		13 - UHLEN Per	2 Pt. Miss		5:47	41-40		Free Th. MADE	14 - BAYE Philippe
11:22	32-36		2 Pt. MADE	10 - GUYOT Frederic	5:47	41-41		Free Th. MADE	14 - BAYE Philippe
11:12			Foul	5 - ABOUKIR Jean-Denis (P3,T6)	5:29		4 - HAIDARI Hussein	2 Pt. Miss	
11:00	34-36	10 - BERGLUND Gunnar	2 Pt. in the paint		5:26		10 - BERGLUND Gunnar	Offens.Rebound	
11:00		12 - AKERBERG Thomas	Assist		5:25	43-41	10 - BERGLUND Gunnar	2 Pt. in the paint	
10:45		8 - ABLORH Enoch (P2,T7)	Foul		5:10			2 Pt. Miss	14 - BAYE Philippe
10:40			2 Pt. Miss	4 - SALLEM Riadh	5:09			Defens.Rebound	
10:29			Offens.Rebound	11 - THEREZO Jose	4:55		7 - GUSTAVSSON Joachim	2 Pt. Miss	
10:28	34-38		2 Pt. in the paint	8 - BOUSTILA Ouahid	4:53		10 - BERGLUND Gunnar	Defens.Rebound	9 - FAHRASMANE Mario
10:28			Assist	11 - THEREZO Jose	4:41	43-43		2 Pt. in the paint	14 - BAYE Philippe
10:18			Steal	11 - THEREZO Jose	4:41			Assist	9 - FAHRASMANE Mario
10:18		5 - JAMESON Per	Turnover		4:28	45-43	10 - BERGLUND Gunnar	2 Pt. in the paint	
10:18			Turnover	11 - THEREZO Jose	4:28		4 - HAIDARI Hussein	Assist	

Wheelchair Basketball

Wheelchair Basketball

Wheelchair Basketball

Wheelchair Basketball

MEN PRELIMINARY GROUP B PLAY BY PLAY



THU 19 OCT 2000

SYDNEY SUPERDOME

Time	Score	Sweden	Action	France	Time	Score	Sweden	Action	France
SECOND HALF					SECOND HALF				
4:17		5 - JAMESON Per (P4,T11)	Foul		2:15			Assist	5 - ABOUKIR Jean-Denis
4:17	45-44		Free Th. MADE	9 - FAHRASMANE Mario	2:00		7 - GUSTAVSSON Joachim	2 Pt. Miss	
4:17			Free Th. Miss	9 - FAHRASMANE Mario	1:59			Defens.Rebound	14 - BAYE Philippe
4:15		7 - GUSTAVSSON Joachim	Defens.Rebound		1:48	46-50		2 Pt. in the paint	8 - BOUSTILA Ouahid
3:59		7 - GUSTAVSSON Joachim	2 Pt. Miss		1:48			Assist	10 - GUYOT Frederic
3:56		10 - BERGLUND Gunnar	Offens.Rebound		1:32		9 - WAPNER Christian	2 Pt. Miss	
3:43		4 - HAIDARI Hussein	Turnover		1:30			Defens.Rebound	10 - GUYOT Frederic
3:43		5 - JAMESON Per (P5,T12)	Foul		1:09			2 Pt. Miss	8 - BOUSTILA Ouahid
3:43		5 - JAMESON Per	Player OUT		1:06		4 - HAIDARI Hussein	Defens.Rebound	
3:43		13 - UHLEN Per	Player OUT		1:04			Foul	15 - LAFFONT Jean Pascal (P2,T11)
3:43		9 - WAPNER Christian	Player IN		1:04		Sweden	Time Out	
3:43		14 - WEGEBORN Stefan	Player IN		1:04		7 - GUSTAVSSON Joachim	Player OUT	
3:43	45-45		Free Th. MADE	5 - ABOUKIR Jean-Denis	1:04		8 - ABLORH Enoch	Player IN	
3:43	45-46		Free Th. MADE	5 - ABOUKIR Jean-Denis	1:04		4 - HAIDARI Hussein	Free Th. Miss	
3:33			Foul	10 - GUYOT Frederic (P3,T9)	1:04	47-50	4 - HAIDARI Hussein	Free Th. MADE	
3:33		4 - HAIDARI Hussein	Free Th. Miss		0:55			Offensive Foul	5 - ABOUKIR Jean-Denis (P4,T12)
3:33		4 - HAIDARI Hussein	Free Th. Miss		0:55			Turnover	5 - ABOUKIR Jean-Denis
3:31			Defens.Rebound	14 - BAYE Philippe	0:32	50-50	4 - HAIDARI Hussein	3 Pt. MADE	
3:27			Turnover	9 - FAHRASMANE Mario	0:29		8 - ABLORH Enoch (P3,T14)	Foul	
3:02		7 - GUSTAVSSON Joachim	Turnover		0:29		Sweden	Time Out	
2:56			2 Pt. Miss	5 - ABOUKIR Jean-Denis	0:29		8 - ABLORH Enoch	Player OUT	
2:53		14 - WEGEBORN Stefan	Defens.Rebound		0:29		7 - GUSTAVSSON Joachim	Player IN	
2:48		4 - HAIDARI Hussein (P2,T13)	Offensive Foul		0:29	50-51		Free Th. MADE	14 - BAYE Philippe
2:48		4 - HAIDARI Hussein	Turnover		0:29			Free Th. Miss	14 - BAYE Philippe
2:31			2 Pt. Miss	14 - BAYE Philippe	0:27			Defens.Rebound	
2:31			Foul	9 - FAHRASMANE Mario (P5,T10)	0:03			Foul	5 - ABOUKIR Jean-Denis (P5,T13)
2:31			Player OUT	9 - FAHRASMANE Mario	0:03			Player OUT	5 - ABOUKIR Jean-Denis
2:31			Player IN	8 - BOUSTILA Ouahid	0:03			Player IN	7 - COURNEIL Jerome
2:31		Sweden	Time Out		0:03			Time Out	France
2:31	46-46	10 - BERGLUND Gunnar	Free Th. MADE		0:03		10 - BERGLUND Gunnar	Free Th. Miss	
2:31		10 - BERGLUND Gunnar	Free Th. Miss		0:03		10 - BERGLUND Gunnar	Free Th. Miss	
2:29			Defens.Rebound	14 - BAYE Philippe	0:01			Defens.Rebound	8 - BOUSTILA Ouahid
2:15	46-48		2 Pt. MADE	14 - BAYE Philippe	0:00			END OF PERIOD	

Wheelchair Basketball

Wheelchair Basketball

Wheelchair Basketball

Wheelchair Basketball

PRNWB0000002E.00073 00101920:52V020

Match No: 5

SWE 50 vs 51 FRA

Start Time: 19:00

Attendance: 1136

Referees: ESHENKO Vladimer (CAN)
OTTO Jorg-ulich (GER)

ENGLISH Robert (GBR)

Scoring by 5 min intervals: **SWE**
FRA

1.HF				2.HF			
6	10	21	28	32	34	43	50
9	16	19	23	29	38	41	51

Sweden (SWE)

No.	Name	MIN	PTS	Field Goals		2 Points		3 Points		Free Throws		Rebounds			AS	ST	TO	BS	PF
				M/A	%	M/A	%	M/A	%	M/A	%	OR	DR	TOT					
4	Haidari Hussein	19:12	11	3/6	50.0	2/5	40.0	1/1	100.0	4/8	50.0		2	2	2		5	1	2
* 5	JAMESON Per	24:31											1	1		1		5	
6	FLENSBURG Daniel																		
* 7	GUSTAVSSON Joachim	18:24	4	2/8	25.0	2/8	25.0						5	5	1	1	1	3	
8	ABLORH Enoch	05:54														1		3	
9	WAPNER Christian	15:29		0/2	0.0	0/2	0.0						2	2		1		3	
10	BERGLUND Gunnar	27:34	20	7/16	43.8	7/13	53.8	0/3	0.0	6/10	60.0	4	5	9	2			1	
11	KOHLSTROEM Peter																		
* 12	AKERBERG Thomas	20:48	6	1/4	25.0	1/4	25.0			4/5	80.0	1	3	4	2		2	4	
* 13	UHLEN Per	24:31	2	0/3	0.0	0/3	0.0			2/2	100.0	2	2	4	2		2	4	
14	WEGEBORN Stefan	15:29		0/2	0.0	0/2	0.0			0/2	0.0		1	1				1	
* 15	ANDERSSON Lars-Gunnar	28:08	7	3/10	30.0	3/10	30.0			1/2	50.0	1	7	8	1		3	5	
Team Coach																			
TOTALS			50	16/51	31.4	15/47	31.9	1/4	25.0	17/29	58.6	8	28	36	10	2	15	1	31
Coach		KARLSSON Kjell																	
Assistant Coach		STAVEGREN Joakim																	

France (FRA)

No.	Name	MIN	PTS	Field Goals		2 Points		3 Points		Free Throws		Rebounds			AS	ST	TO	BS	PF
				M/A	%	M/A	%	M/A	%	M/A	%	OR	DR	TOT					
4	SALLEM Riadh	15:14		0/1	0.0	0/1	0.0						1	1					2
* 5	ABOUKIR Jean-Denis	27:19	4	1/6	16.7	1/6	16.7			2/2	100.0	2	2	4	3		3		5
* 6	LIBMAN Bertrand	23:50	2	0/1	0.0	0/1	0.0			2/4	50.0		5	5	1		2		3
* 7	COURNEIL Jerome	11:15	2	1/1	100.0	1/1	100.0			0/4	0.0		1	1	1	1			4
8	BOUSTILA Ouahid	17:20	7	3/11	27.3	3/10	30.0	0/1	0.0	1/5	20.0	1	3	4		1	1	1	2
9	FAHRASMANE Mario	18:23	6	2/8	25.0	2/8	25.0			2/6	33.3	1	3	4	2	1	3		5
* 10	GUYOT Frederic	33:52	5	2/6	33.3	2/6	33.3			1/2	50.0	1	3	4	2	1	2		3
11	THEREZO Jose	06:49	1	0/3	0.0	0/3	0.0			1/2	50.0	4		4	1	1	1		
12	HAMELIN David																		
13	DIXNEUF Lionel																		
* 14	BAYE Philippe	26:16	24	8/17	47.1	8/15	53.3	0/2	0.0	8/11	72.7	2	11	13			1		2
15	LAFFONT Jean Pascal	19:42																	2
Team Coach																			
TOTALS			51	17/54	31.5	17/51	33.3	0/3	0.0	17/36	47.2	11	29	40	10	5	13	1	28
Coach		SORIANO Jean-Paul																	
Assistant Coach		SCHOENACKER Maurice																	

	SWE	FRA
Points from Turnovers:	10	10
Biggest Lead:	6 (27-21)	7 (13-6)
Second Chance Points:	8	5
Lead Changes:	4	

	SWE	FRA
Points in the Paint:	16	14
Biggest Scoring Run:	11-0 (21-16)	9-0 (36-32)
Fast Break Points:	4	
Times Tied:	7	

Legend:

MIN : Minutes Played	M/A : Made/Attempts	% : Shooting Percentage	OR : Offensive Rebounds
DR : Defensive Rebounds	TOT : Total Rebounds	AS : Assist	ST : Steals
TO : Turnovers	BS : Blocked Shots	PF : Fouls	PTS : Points
HF : Half of Time	OT : Over Time	* : Starting/Initial	

PRNWB0000002F.00076B 00102322:43V020

Preliminary Group B								MATCHES			POINTS		Class.
Rank		NED	FRA	AUS	SWE	JPN	KOR	PLAY	WON	LOST	FOR	AGST	Points
1	NED		76-51	48-47	62-45	62-52	83-48	5	5	0	331	243	10
2	FRA	51-76		63-54	51-50	67-44	65-48	5	4	1	297	272	9
3	AUS	47-48	54-63		69-54	64-36	77-33	5	3	2	311	234	8
4	SWE	45-62	50-51	54-69		60-43	57-55	5	2	3	266	280	7
5	JPN	52-62	44-67	36-64	43-60		64-43	5	1	4	239	296	6
6	KOR	48-83	48-65	33-77	55-57	43-64		5	0	5	227	346	5

Classification

Phase	Teams	Result
Quarterfinals 1 - 8	USA vs AUS	25-Oct
Quarterfinals 1 - 8	NED vs GER	25-Oct
Quarterfinals 1 - 8	FRA vs GBR	25-Oct
Quarterfinals 1 - 8	CAN vs SWE	25-Oct
Semifinals 9 - 12	MEX vs KOR	26-Oct
Semifinals 9 - 12	JPN vs RSA	26-Oct
Semifinals 1 - 4		26-Oct
Semifinals 1 - 4		26-Oct
Final 1 - 2		28-Oct
Final 3 - 4		28-Oct
Semifinals 5 - 8		27-Oct
Semifinals 5 - 8		27-Oct
Final 5 - 6		28-Oct
Final 7 - 8		28-Oct
Final 9 - 10		28-Oct
Final 11- 12		28-Oct

Final Standings

Medal Rank Team

PRNWB00000030.00073 00101921:58V010

MEN PRELIMINARY GROUP A MATCH RESULTS



THU 19 OCT 2000

SYDNEY SUPERDOME

Match No: 6

RSA 7 vs 58 USA

Start Time: 21:00

Attendance:

Referees: DEWELL Ross (AUS)
SCHOENACKER David (FRA)

SUGIYAMA Kaneyoshi (JPN)

FIRST HALF

Scoring by 5 min intervals: **RSA**
USA

4	4	7	7
17	34	46	58

South Africa (RSA)

No.	Name	MIN	PTS	Field Goals		2 Points		3 Points		Free Throws		Rebounds			AS	ST	TO	BS	PF
				M/A	%	M/A	%	M/A	%	M/A	%	OR	DR	TOT					
* 4	HARTNICK Shaun	08:24								0/2	0.0	1		1					
* 5	OHN Aye Htun	12:34		0/1	0.0	0/1	0.0								1		1		
6	FLEISER Leon	08:15															1		
* 7	WILLIAMS Ralph	01:54								0/2	0.0								
8	PAPENFUS Marius	07:26											1	1				1	
9	WESSELS Duggie	02:47										1		1					1
10	OESCHGER Kobus	11:13		0/5	0.0	0/5	0.0											1	
11	HOUSTON James	14:53	4	2/4	50.0	2/4	50.0						1	1				4	
12	MANYANA Buntu	14:01	2	1/5	20.0	1/5	20.0							2	2	1		1	2
13	WAITES Grant	04:10											1	1				1	
* 14	NORTJE Richard	04:44		0/3	0.0	0/3	0.0											2	1
* 15	VICTOR Joppie	09:39	1	0/6	0.0	0/6	0.0			1/2	50.0	1	1	2		1	3		3
Team Coach																			1
TOTALS			7	3/24	12.5	3/24	12.5			1/6	16.7	3	6	9	2	1	16		9
Coach		MOORGAS Shawn																	
Assistant Coach		MOORGAS Craig									MOKONE Simon								

United States of America (USA)

No.	Name	MIN	PTS	Field Goals		2 Points		3 Points		Free Throws		Rebounds			AS	ST	TO	BS	PF
				M/A	%	M/A	%	M/A	%	M/A	%	OR	DR	TOT					
* 4	BARBER Eric	08:30	2	1/4	25.0	1/4	25.0					2		2				2	
5	JUETTE Melvin Sean	11:30		0/4	0.0	0/4	0.0					2	1	3	1	1			1
6	TEW Steve	05:58	2	1/3	33.3	1/3	33.3					1	2	3	2		1		
7	GILL JR Chuck	12:37	16	7/9	77.8	7/9	77.8			2/5	40.0	2	3	5	1		1		1
8	HERNANDEZ William																		
9	WALLER William Henry	06:39	6	3/5	60.0	3/5	60.0					1	3	4				1	1
* 10	SCHLAPPI Mike Palmer	13:21	6	1/2	50.0	1/2	50.0			4/4	100.0		2	2	3	2			
11	SCHULTE Paul	06:39	4	2/4	50.0	2/4	50.0								2	2	1		
12	KILEY David Paul	05:58	3	1/1	100.0			1/1	100.0			1	2	3	1				
* 13	BELL Curtis	07:23	4	2/5	40.0	2/5	40.0					2	1	3		1	1		
* 14	JOHNSON Larry	14:02	5	2/4	50.0	2/4	50.0			1/2	50.0	1	3	4	3		1		2
* 15	GLASBRENNER Jeffrey James	07:23	10	5/7	71.4	5/7	71.4			0/1	0.0	3	1	4		1			
Team Coach																			
TOTALS			58	25/48	52.1	24/47	51.1	1/1	100.0	7/12	58.3	15	18	33	13	7	7	1	5
Coach		BYRNES Dan																	
Assistant Coach		BURNS Frank									PHILLIPS Mo								

	RSA	USA
Points from Turnovers:		21
Biggest Lead:	0	51 (58-7)
Second Chance Points:		18
Lead Changes:		

	RSA	USA
Points in the Paint:	4	42
Biggest Scoring Run:	2-0 (2-9)	27-0 (38-4)
Fast Break Points:		8
Times Tied:		

Legend:

MIN : Minutes Played M/A : Made/Attempts % : Shooting Percentage OR : Offensive Rebounds
 DR : Defensive Rebounds TOT : Total Rebounds AS : Assist ST : Steals
 TO : Turnovers BS : Blocked Shots PF : Fouls PTS : Points
 HF : Half of Time OT : Over Time * : Starting/Initial

PRNWB00000031.00069 00101922:48V010

Match No: 6

RSA 25 vs 97 USA

Start Time: 21:00

Attendance: 1136

Referees: DEWELL Ross (AUS)
SCHOENACKER David (FRA)

SUGIYAMA Kaneyoshi (JPN)

Scoring by 5 min intervals:

	1.HF				2.HF			
RSA	4	4	7	7	11	15	17	25
USA	17	34	46	58	68	77	87	97

Time	Score	South Africa	Action	United States	Time	Score	South Africa	Action	United States
		FIRST HALF					FIRST HALF		
20:00		4 - HARTNICK Shaun	Player IN		15:59			Assist	14 - JOHNSON Larry
20:00		5 - OHN Aye Htun	Player IN		15:43		12 - MANYANA Buntu	Turnover	
20:00		7 - WILLIAMS Ralph	Player IN		15:32			2 Pt. Miss	4 - BARBER Eric
20:00		14 - NORTJE Richard	Player IN		15:28			Offens.Rebound	13 - BELL Curtis
20:00		15 - VICTOR Joppie	Player IN		15:28	4-15		Tap MADE	13 - BELL Curtis
20:00			Player IN	4 - BARBER Eric	15:23		11 - HOUSTON James	Turnover	
20:00			Player IN	10 - SCHLAPPI Mike Palmer	15:20			2 Pt. Miss	13 - BELL Curtis
20:00			Player IN	13 - BELL Curtis	15:17			Offens.Rebound	15 - GLASBRENNER J.J.
20:00			Player IN	14 - JOHNSON Larry	15:06			2 Pt. Miss	15 - GLASBRENNER J.J.
20:00			Player IN	15 - GLASBRENNER J.J.	15:04			Offens.Rebound	15 - GLASBRENNER J.J.
20:00	0-2		2 Pt. in the paint	4 - BARBER Eric	15:04			2 Pt. Miss	15 - GLASBRENNER J.J.
20:00			Assist	10 - SCHLAPPI Mike Palmer	15:00			Offens.Rebound	13 - BELL Curtis
19:36		14 - NORTJE Richard	2 Pt. Miss		15:00	4-17		Tap MADE	13 - BELL Curtis
19:29	0-4		Defens.Rebound	14 - JOHNSON Larry	14:46			Steal	10 - SCHLAPPI Mike Palmer
19:29			2 Pt. in the paint	10 - SCHLAPPI Mike Palmer	14:44		11 - HOUSTON James	Turnover	
19:19		15 - VICTOR Joppie	Turnover		14:35			2 Pt. Miss	13 - BELL Curtis
19:19			Steal	10 - SCHLAPPI Mike Palmer	14:32		13 - WAITES Grant	Defens.Rebound	
19:19		15 - VICTOR Joppie (P1,T1)	Foul		14:31			Steal	13 - BELL Curtis
19:19	0-5		Free Th. MADE	10 - SCHLAPPI Mike Palmer	14:30		13 - WAITES Grant	Turnover	
19:19	0-6		Free Th. MADE	10 - SCHLAPPI Mike Palmer	14:30	4-19		2 Pt. in the paint	15 - GLASBRENNER J.J.
19:13		14 - NORTJE Richard	Turnover		14:30		12 - MANYANA Buntu (P1,T3)	Foul	
19:06			2 Pt. Miss	4 - BARBER Eric	14:30		12 - MANYANA Buntu	Player OUT	
19:04			Offens.Rebound	4 - BARBER Eric	14:30		5 - OHN Aye Htun	Player OUT	
19:03			Turnover	4 - BARBER Eric	14:30		13 - WAITES Grant	Player OUT	
18:40			Foul	14 - JOHNSON Larry (P1,T1)	14:30		8 - PAPANFUS Marius	Player IN	
18:40		4 - HARTNICK Shaun	Player OUT		14:30		10 - OESCHGER Kobus	Player IN	
18:40		15 - VICTOR Joppie	Player OUT		14:30		14 - NORTJE Richard	Player IN	
18:40		14 - NORTJE Richard	Player OUT		14:30			Free Th. Miss	15 - GLASBRENNER J.J.
18:40		13 - WAITES Grant	Player IN		14:26			Offens.Rebound	15 - GLASBRENNER J.J.
18:40		12 - MANYANA Buntu	Player IN		14:22	4-21		2 Pt. MADE	15 - GLASBRENNER J.J.
18:40		11 - HOUSTON James	Player IN		13:51		10 - OESCHGER Kobus	Turnover	
18:40		7 - WILLIAMS Ralph	Free Th. Miss		13:49			Steal	15 - GLASBRENNER J.J.
18:40		7 - WILLIAMS Ralph	Free Th. Miss		13:46			2 Pt. Miss	13 - BELL Curtis
18:39			Defens.Rebound	13 - BELL Curtis	13:44		8 - PAPANFUS Marius	Defens.Rebound	
18:27			2 Pt. Miss	4 - BARBER Eric	13:21		14 - NORTJE Richard	2 Pt. Miss	
18:23			Offens.Rebound	4 - BARBER Eric	13:19			Defens.Rebound	14 - JOHNSON Larry
18:22			Turnover	4 - BARBER Eric	13:12		14 - NORTJE Richard (P1,T4)	Foul	
18:15		11 - HOUSTON James	2 Pt. Miss		13:00	4-23		2 Pt. in the paint	15 - GLASBRENNER J.J.
18:14			Defens.Rebound	15 - GLASBRENNER J.J.	13:00			Assist	10 - SCHLAPPI Mike Palmer
18:06			Turnover	14 - JOHNSON Larry	12:50		14 - NORTJE Richard	Turnover	
18:06		South Africa (T2)	Technical Foul		12:47			Turnover	13 - BELL Curtis
18:06		South Africa	Time Out		12:37		14 - NORTJE Richard	Player OUT	
18:06		7 - WILLIAMS Ralph	Player OUT		12:37		15 - VICTOR Joppie	Player IN	
18:06		6 - FLEISER Leon	Player IN		12:37			Player OUT	15 - GLASBRENNER J.J.
18:06			Free Th. Miss	14 - JOHNSON Larry	12:37			Player OUT	14 - JOHNSON Larry
18:06	0-7		Free Th. MADE	14 - JOHNSON Larry	12:37			Player OUT	10 - SCHLAPPI Mike Palmer
17:57	0-9		2 Pt. in the paint	15 - GLASBRENNER J.J.	12:37			Player IN	7 - GILL JR Chuck
17:57			Assist	10 - SCHLAPPI Mike Palmer	12:37			Player IN	9 - WALLER William Henry
17:25	2-9	11 - HOUSTON James	2 Pt. in the paint		12:37			Player IN	11 - SCHULTE Paul
17:25		12 - MANYANA Buntu	Assist		12:37			Player OUT	13 - BELL Curtis
17:05	2-11		2 Pt. MADE	14 - JOHNSON Larry	12:37			Player IN	14 - JOHNSON Larry
16:38	4-11	11 - HOUSTON James	2 Pt. in the paint		12:14		11 - HOUSTON James	2 Pt. Miss	
16:38		5 - OHN Aye Htun	Assist		12:12			Defens.Rebound	14 - JOHNSON Larry
16:18			2 Pt. Miss	14 - JOHNSON Larry	12:06			2 Pt. Miss	11 - SCHULTE Paul
16:16			Time Out	United States	12:05			Offens.Rebound	7 - GILL JR Chuck
16:05		6 - FLEISER Leon	Turnover		12:05	4-25		Tap MADE	7 - GILL JR Chuck
15:59	4-13		2 Pt. in the paint	15 - GLASBRENNER J.J.	11:48			Steal	11 - SCHULTE Paul

Wheelchair Basketball

Wheelchair Basketball

Wheelchair Basketball

Wheelchair Basketball

MEN PRELIMINARY GROUP A PLAY BY PLAY



THU 19 OCT 2000

SYDNEY SUPERDOME

Time	Score	South Africa	Action	United States	Time	Score	South Africa	Action	United States
FIRST HALF					FIRST HALF				
11:47		11 - HOUSTON James	Turnover		6:34		11 - HOUSTON James	Player OUT	
11:42			2 Pt. Miss	7 - GILL JR Chuck	6:34		10 - OESCHGER Kobus	Player IN	
11:30			Player OUT	4 - BARBER Eric	6:30		12 - MANYANA Buntu (P2,T7)	Foul	
11:30			Player IN	5 - JUETTE Melvin Sean	6:30			Free Th. Miss	7 - GILL JR Chuck
11:27			2 Pt. Miss	7 - GILL JR Chuck	6:30			Free Th. Miss	7 - GILL JR Chuck
11:27			Offens.Rebound	7 - GILL JR Chuck	6:27		12 - MANYANA Buntu	Defens.Rebound	
11:27	4-27		Tap MADE	7 - GILL JR Chuck	5:59		12 - MANYANA Buntu	2 Pt. Miss	
11:27		15 - VICTOR Joppie (P2,T5)	Foul		5:58		4 - HARTNICK Shaun	Offens.Rebound	
11:27	4-28		Free Th. MADE	7 - GILL JR Chuck	5:58			Foul	9 - WALLER William Henry (P1,T5)
11:10		15 - VICTOR Joppie	2 Pt. Miss		5:58			Player OUT	11 - SCHULTE Paul
11:08			Defens.Rebound	7 - GILL JR Chuck	5:58			Player OUT	14 - JOHNSON Larry
11:08			Fast Break	United States	5:58			Player OUT	9 - WALLER William Henry
10:59	4-30		2 Pt. in the paint	11 - SCHULTE Paul	5:58			Player IN	6 - TEW Steve
10:59			Assist	14 - JOHNSON Larry	5:58			Player IN	10 - SCHLAPPI Mike Palmer
10:58		15 - VICTOR Joppie	Turnover		5:58			Player IN	12 - KILEY David Paul
10:49			2 Pt. Miss	9 - WALLER William Henry	5:58		4 - HARTNICK Shaun	Free Th. Miss	
10:48			Offens.Rebound	9 - WALLER William Henry	5:58		4 - HARTNICK Shaun	Free Th. Miss	
10:48	4-32		Tap MADE	9 - WALLER William Henry	5:56			Defens.Rebound	6 - TEW Steve
10:34		15 - VICTOR Joppie	2 Pt. Miss		5:50			Turnover	6 - TEW Steve
10:33		15 - VICTOR Joppie	Offens.Rebound		5:36		15 - VICTOR Joppie	2 Pt. Miss	
10:31		15 - VICTOR Joppie	Turnover		5:35			Defens.Rebound	10 - SCHLAPPI Mike Palmer
10:31			Time Out	United States	5:27	7-46		2 Pt. in the paint	6 - TEW Steve
10:24	4-34		2 Pt. in the paint	7 - GILL JR Chuck	5:14		10 - OESCHGER Kobus	2 Pt. Miss	
10:24			Assist	11 - SCHULTE Paul	5:10			Defens.Rebound	12 - KILEY David Paul
10:07		15 - VICTOR Joppie	2 Pt. Miss		4:57	7-49		3 Pt. MADE	12 - KILEY David Paul
10:04			Defens.Rebound	9 - WALLER William Henry	4:35		15 - VICTOR Joppie	2 Pt. Miss	
10:00			Fast Break	United States	4:33			Defens.Rebound	10 - SCHLAPPI Mike Palmer
9:59	4-36		2 Pt. in the paint	14 - JOHNSON Larry	4:25		15 - VICTOR Joppie	Steal	
9:59			Assist	11 - SCHULTE Paul	4:23			Turnover	7 - GILL JR Chuck
9:51			Foul	14 - JOHNSON Larry (P2,T2)	4:18		15 - VICTOR Joppie	Player OUT	
9:51		6 - FLEISER Leon	Player OUT		4:18		14 - NORTJE Richard	Player IN	
9:51		10 - OESCHGER Kobus	Player OUT		4:11		10 - OESCHGER Kobus	2 Pt. Miss	
9:51		8 - PAPENFUS Marius	Player OUT		4:08			Defens.Rebound	7 - GILL JR Chuck
9:51		12 - MANYANA Buntu	Player IN		3:58			2 Pt. Miss	5 - JUETTE Melvin Sean
9:51		4 - HARTNICK Shaun	Player IN		3:55			Offens.Rebound	5 - JUETTE Melvin Sean
9:51		5 - OHN Aye Htun	Player IN		3:35	7-51		2 Pt. in the paint	7 - GILL JR Chuck
9:38		12 - MANYANA Buntu	2 Pt. Miss		3:35			Assist	6 - TEW Steve
9:33			Defens.Rebound	5 - JUETTE Melvin Sean	3:19		14 - NORTJE Richard	2 Pt. Miss	
9:30			Fast Break	United States	3:17			Defens.Rebound	6 - TEW Steve
9:25	4-38		2 Pt. in the paint	9 - WALLER William Henry	2:52			2 Pt. Miss	5 - JUETTE Melvin Sean
9:12	6-38	12 - MANYANA Buntu	2 Pt. MADE		2:50			Offens.Rebound	5 - JUETTE Melvin Sean
8:56	6-40		2 Pt. in the paint	7 - GILL JR Chuck	2:50			2 Pt. Miss	5 - JUETTE Melvin Sean
8:56			Assist	14 - JOHNSON Larry	2:47		12 - MANYANA Buntu	Defens.Rebound	
8:43			Foul	5 - JUETTE Melvin Sean (P1,T3)	2:47		South Africa	Time Out	
8:43		15 - VICTOR Joppie	Free Th. Miss		2:47		4 - HARTNICK Shaun	Player OUT	
8:43	7-40	15 - VICTOR Joppie	Free Th. MADE		2:47		5 - OHN Aye Htun	Player OUT	
8:32			2 Pt. Miss	11 - SCHULTE Paul	2:47		9 - WESSELS Duggie	Player IN	
8:27		15 - VICTOR Joppie	Defens.Rebound		2:47		8 - PAPENFUS Marius	Player IN	
8:12			Foul	7 - GILL JR Chuck (P1,T4)	2:47		14 - NORTJE Richard	Player OUT	
8:02		5 - OHN Aye Htun	2 Pt. Miss		2:47		11 - HOUSTON James	Player IN	
8:02			Block Shot	9 - WALLER William Henry	2:25		8 - PAPENFUS Marius	Turnover	
7:59			Steal	11 - SCHULTE Paul	2:19			2 Pt. Miss	10 - SCHLAPPI Mike Palmer
7:58		5 - OHN Aye Htun	Turnover		2:17			Offens.Rebound	12 - KILEY David Paul
7:51			2 Pt. Miss	14 - JOHNSON Larry	2:14	7-53		2 Pt. in the paint	7 - GILL JR Chuck
7:50			Offens.Rebound	14 - JOHNSON Larry	2:14			Assist	12 - KILEY David Paul
7:47			2 Pt. Miss	5 - JUETTE Melvin Sean	1:41		10 - OESCHGER Kobus	2 Pt. Miss	
7:44		15 - VICTOR Joppie (P3,T6)	Foul		1:39		9 - WESSELS Duggie	Offens.Rebound	
7:39			2 Pt. Miss	9 - WALLER William Henry	1:30			Steal	5 - JUETTE Melvin Sean
7:35	7-42		2 Pt. MADE	9 - WALLER William Henry	1:28			Turnover	
7:35			Assist	5 - JUETTE Melvin Sean	1:28		11 - HOUSTON James	Foul	
7:20		15 - VICTOR Joppie	2 Pt. Miss		1:28		8 - PAPENFUS Marius (P1,T8)	Free Th. Miss	7 - GILL JR Chuck
7:18			Defens.Rebound	9 - WALLER William Henry	1:28	7-54		Free Th. MADE	7 - GILL JR Chuck
7:12			Fast Break	United States	1:06		10 - OESCHGER Kobus	2 Pt. Miss	
7:10	7-44		2 Pt. in the paint	11 - SCHULTE Paul	0:55			2 Pt. Miss	6 - TEW Steve
7:10			Assist	7 - GILL JR Chuck	0:53			Offens.Rebound	6 - TEW Steve
6:47		12 - MANYANA Buntu	2 Pt. Miss		0:53			2 Pt. Miss	6 - TEW Steve
6:45			Defens.Rebound	9 - WALLER William Henry	0:48		11 - HOUSTON James	Defens.Rebound	
6:38			Turnover	11 - SCHULTE Paul	0:36		12 - MANYANA Buntu	2 Pt. Miss	
6:34		4 - HARTNICK Shaun	Turnover		0:35			Defens.Rebound	7 - GILL JR Chuck

Wheelchair Basketball

Wheelchair Basketball

Wheelchair Basketball

Wheelchair Basketball

MEN PRELIMINARY GROUP A PLAY BY PLAY



THU 19 OCT 2000

SYDNEY SUPERDOME

Time	Score	South Africa	Action	United States	Time	Score	South Africa	Action	United States
FIRST HALF					SECOND HALF				
0:26	7-56		2 Pt. in the paint	7 - GILL JR Chuck	14:27		13 - WAITES Grant	Defens.Rebound	
0:26			Assist	6 - TEW Steve	14:12		13 - WAITES Grant	2 Pt. Miss	
0:08		10 - OESCHGER Kobus	2 Pt. Miss		14:11			Defens.Rebound	10 - SCHLAPPI Mike Palmer
0:06			Defens.Rebound	12 - KILEY David Paul	13:59	11-70		2 Pt. in the paint	5 - JUETTE Melvin Sean
0:03		9 - WESSELS Duggie (P1,T9)	Foul		13:59			Assist	7 - GILL JR Chuck
0:03	7-57		Free Th. MADE	10 - SCHLAPPI Mike Palmer	13:30	13-70	13 - WAITES Grant	2 Pt. in the paint	
0:03	7-58		Free Th. MADE	10 - SCHLAPPI Mike Palmer	13:30		11 - HOUSTON James	Assist	
SECOND HALF					SECOND HALF				
20:00		4 - HARTNICK Shaun	Player IN		13:16	13-72		2 Pt. in the paint	5 - JUETTE Melvin Sean
20:00		7 - WILLIAMS Ralph	Player IN		13:16			Assist	10 - SCHLAPPI Mike Palmer
20:00		11 - HOUSTON James	Player IN		13:00		8 - PAPANFUS Marius	Turnover	
20:00		12 - MANYANA Buntu	Player IN		13:00		8 - PAPANFUS Marius	Player OUT	
20:00		14 - NORTJE Richard	Player IN		13:00		10 - OESCHGER Kobus	Player IN	
20:00			Player IN	6 - TEW Steve	13:00			Player OUT	6 - TEW Steve
20:00			Player IN	7 - GILL JR Chuck	13:00			Player OUT	7 - GILL JR Chuck
20:00			Player IN	5 - JUETTE Melvin Sean	13:00			Player OUT	5 - JUETTE Melvin Sean
20:00			Player IN	10 - SCHLAPPI Mike Palmer	13:00			Player OUT	10 - SCHLAPPI Mike Palmer
20:00			Player IN	12 - KILEY David Paul	13:00			Player IN	15 - GLASBRENNER J.J.
19:49		7 - WILLIAMS Ralph	2 Pt. Miss		13:00			Player IN	14 - JOHNSON Larry
19:49			Block Shot	6 - TEW Steve	13:00			Player IN	4 - BARBER Eric
19:33			Turnover	7 - GILL JR Chuck	12:45			Turnover	12 - KILEY David Paul
19:17			Steal	10 - SCHLAPPI Mike Palmer	12:28			Foul	14 - JOHNSON Larry (P3,T1)
19:15		12 - MANYANA Buntu	Turnover		12:28		10 - OESCHGER Kobus	Turnover	
19:15			Fast Break	United States	12:19	13-74		2 Pt. in the paint	15 - GLASBRENNER J.J.
19:09	7-60		2 Pt. in the paint	5 - JUETTE Melvin Sean	12:19			Assist	12 - KILEY David Paul
19:09			Assist	6 - TEW Steve	12:03		12 - MANYANA Buntu	Turnover	
18:55	9-60	14 - NORTJE Richard	2 Pt. MADE		12:00			Steal	15 - GLASBRENNER J.J.
18:55		11 - HOUSTON James	Assist		11:44	13-76		2 Pt. in the paint	4 - BARBER Eric
18:38			2 Pt. Miss	5 - JUETTE Melvin Sean	11:15		4 - HARTNICK Shaun	2 Pt. Miss	
18:36		14 - NORTJE Richard	Defens.Rebound		10:59			Turnover	12 - KILEY David Paul
18:17	11-60	14 - NORTJE Richard	2 Pt. in the paint		10:53			Foul	11 - SCHULTE Paul (P1,T2)
18:17		12 - MANYANA Buntu	Assist		10:53		11 - HOUSTON James	Free Th. Miss	
18:04		7 - WILLIAMS Ralph (P1,T1)	Foul		10:53		11 - HOUSTON James	Free Th. Miss	
18:00		14 - NORTJE Richard (P2,T2)	Foul		10:52			Defens.Rebound	12 - KILEY David Paul
17:52			2 Pt. Miss	12 - KILEY David Paul	10:37		12 - MANYANA Buntu (P3,T4)	Foul	
17:50		11 - HOUSTON James	Block Shot		10:37		11 - HOUSTON James	Player OUT	
17:49			Offens.Rebound	12 - KILEY David Paul	10:37		9 - WESSELS Duggie	Player IN	
17:46			2 Pt. Miss	6 - TEW Steve	10:37		South Africa	Time Out	
17:44			Offens.Rebound	6 - TEW Steve	10:37			Free Th. Miss	11 - SCHULTE Paul
17:44	11-62		Tap MADE	6 - TEW Steve	10:37	13-77		Free Th. MADE	11 - SCHULTE Paul
17:25		7 - WILLIAMS Ralph	Turnover		10:22	15-77	10 - OESCHGER Kobus	2 Pt. MADE	
17:20			2 Pt. Miss	5 - JUETTE Melvin Sean	10:11		10 - OESCHGER Kobus (P1,T5)	Foul	
17:15		11 - HOUSTON James	Defens.Rebound		9:51	15-79		2 Pt. in the paint	12 - KILEY David Paul
17:05		11 - HOUSTON James	2 Pt. Miss		9:51			Assist	4 - BARBER Eric
17:02			Defens.Rebound	10 - SCHLAPPI Mike Palmer	9:30		10 - OESCHGER Kobus	2 Pt. Miss	
16:41			2 Pt. Miss	12 - KILEY David Paul	9:28			Defens.Rebound	14 - JOHNSON Larry
16:40			Offens.Rebound	12 - KILEY David Paul	9:03			2 Pt. Miss	14 - JOHNSON Larry
16:38	11-64		2 Pt. in the paint	12 - KILEY David Paul	9:03			Offens.Rebound	15 - GLASBRENNER J.J.
16:15		12 - MANYANA Buntu	2 Pt. Miss		9:03		13 - WAITES Grant (P1,T6)	Foul	
16:13			Defens.Rebound	6 - TEW Steve	9:03			Free Th. Miss	15 - GLASBRENNER J.J.
16:05			Fast Break	United States	9:03			Free Th. Miss	15 - GLASBRENNER J.J.
16:03	11-66		2 Pt. in the paint	12 - KILEY David Paul	8:59			Offens.Rebound	12 - KILEY David Paul
16:03			Assist	5 - JUETTE Melvin Sean	8:42		10 - OESCHGER Kobus (P2,T7)	Foul	
15:36		12 - MANYANA Buntu	2 Pt. Miss		8:42		4 - HARTNICK Shaun	Player OUT	
15:35			Defens.Rebound	5 - JUETTE Melvin Sean	8:42		6 - FLEISER Leon	Player IN	
15:20	11-68		2 Pt. MADE	12 - KILEY David Paul	8:42			Player OUT	11 - SCHULTE Paul
15:20			Assist	5 - JUETTE Melvin Sean	8:42			Player OUT	12 - KILEY David Paul
15:02		7 - WILLIAMS Ralph	2 Pt. Miss		8:42			Player OUT	14 - JOHNSON Larry
15:00			Defens.Rebound	7 - GILL JR Chuck	8:42			Player OUT	15 - GLASBRENNER J.J.
14:50		12 - MANYANA Buntu	Steal		8:42			Player IN	6 - TEW Steve
14:48			Turnover	6 - TEW Steve	8:42			Player IN	10 - SCHLAPPI Mike Palmer
14:46		12 - MANYANA Buntu	Turnover		8:42			Player IN	9 - WALLER William Henry
14:30		11 - HOUSTON James (P1,T3)	Foul		8:42			Player IN	13 - BELL Curtis
14:30		7 - WILLIAMS Ralph	Player OUT		8:32	15-81		2 Pt. in the paint	9 - WALLER William Henry
14:30		14 - NORTJE Richard	Player OUT		8:31			Assist	10 - SCHLAPPI Mike Palmer
14:30		13 - WAITES Grant	Player IN		8:15			Steal	9 - WALLER William Henry
14:30		8 - PAPANFUS Marius	Player IN		8:14		10 - OESCHGER Kobus	Turnover	
14:30			Free Th. Miss	10 - SCHLAPPI Mike Palmer	7:53			Turnover	10 - SCHLAPPI Mike Palmer
14:30			Free Th. Miss	10 - SCHLAPPI Mike Palmer	7:48		6 - FLEISER Leon	Turnover	

Wheelchair Basketball

Wheelchair Basketball

Wheelchair Basketball

Wheelchair Basketball

MEN PRELIMINARY GROUP A PLAY BY PLAY



THU 19 OCT 2000

SYDNEY SUPERDOME

Time	Score	South Africa	Action	United States	Time	Score	South Africa	Action	United States
SECOND HALF					SECOND HALF				
7:32			Turnover	4 - BARBER Eric	3:21			Assist	13 - BELL Curtis
7:30		13 - WAITES Grant	Steal		3:10		15 - VICTOR Joppie	2 Pt. Miss	
7:28		10 - OESCHGER Kobus	Turnover		3:07			Defens.Rebound	13 - BELL Curtis
7:16	15-83		2 Pt. MADE	4 - BARBER Eric	2:49			2 Pt. Miss	6 - TEW Steve
6:54	17-83	12 - MANYANA Buntu	2 Pt. in the paint		2:46			Offens.Rebound	4 - BARBER Eric
6:27	17-85		2 Pt. in the paint	10 - SCHLAPPI Mike Palmer	2:46	21-91		Tap MADE	4 - BARBER Eric
6:27			Assist	6 - TEW Steve	2:17		6 - FLEISER Leon	2 Pt. Miss	
6:13		12 - MANYANA Buntu	Turnover		2:09			Defens.Rebound	9 - WALLER William Henry
6:02			2 Pt. Miss	6 - TEW Steve	1:59			2 Pt. Miss	6 - TEW Steve
6:01		9 - WESSELS Duggie	Defens.Rebound		1:57		15 - VICTOR Joppie	Defens.Rebound	
5:54		9 - WESSELS Duggie	Turnover		1:45		15 - VICTOR Joppie	Turnover	
5:41			2 Pt. Miss	13 - BELL Curtis	1:35		15 - VICTOR Joppie (P4,T8)	Foul	
5:39		13 - WAITES Grant	Defens.Rebound		1:35		6 - FLEISER Leon	Player OUT	
5:30		6 - FLEISER Leon	2 Pt. Miss		1:35		7 - WILLIAMS Ralph	Player IN	
5:28			Defens.Rebound	9 - WALLER William Henry	1:35		14 - NORTJE Richard	Player OUT	
5:03			2 Pt. Miss	6 - TEW Steve	1:35		13 - WAITES Grant	Player IN	
5:00			Offens.Rebound	6 - TEW Steve	1:35		South Africa	Time Out	
5:00	17-87		Tap MADE	6 - TEW Steve	1:35	21-92		Free Th. MADE	13 - BELL Curtis
4:39	19-87	6 - FLEISER Leon	2 Pt. in the paint		1:35	21-93		Free Th. MADE	13 - BELL Curtis
4:39		9 - WESSELS Duggie	Assist		1:22			Steal	13 - BELL Curtis
4:39			Time Out	United States	1:19		7 - WILLIAMS Ralph	Turnover	
4:39		9 - WESSELS Duggie	Player OUT		1:18		8 - PAPENFUS Marius	Steal	
4:39		10 - OESCHGER Kobus	Player OUT		1:16			Turnover	13 - BELL Curtis
4:39		12 - MANYANA Buntu	Player OUT		1:14	23-93	15 - VICTOR Joppie	2 Pt. MADE	
4:39		13 - WAITES Grant	Player OUT		0:51			2 Pt. Miss	4 - BARBER Eric
4:39		4 - HARTNICK Shaun	Player IN		0:49		15 - VICTOR Joppie	Defens.Rebound	
4:39		14 - NORTJE Richard	Player IN		0:40		13 - WAITES Grant	2 Pt. Miss	
4:39		15 - VICTOR Joppie	Player IN		0:39		13 - WAITES Grant	Offens.Rebound	
4:39		8 - PAPENFUS Marius	Player IN		0:39	25-93	13 - WAITES Grant	Tap MADE	
4:22			2 Pt. Miss	6 - TEW Steve	0:25	25-95		2 Pt. in the paint	6 - TEW Steve
4:19		15 - VICTOR Joppie	Defens.Rebound		0:25			Assist	10 - SCHLAPPI Mike Palmer
4:16		6 - FLEISER Leon	Turnover		0:25		13 - WAITES Grant (P2,T9)	Foul	
4:11			Turnover	6 - TEW Steve	0:25			Free Th. Miss	6 - TEW Steve
4:02	21-87	15 - VICTOR Joppie	2 Pt. in the paint		0:21		13 - WAITES Grant	Defens.Rebound	
4:02		8 - PAPENFUS Marius	Assist		0:16		15 - VICTOR Joppie	3 Pt. Miss	
3:32			Turnover	9 - WALLER William Henry	0:03	25-97		2 Pt. in the paint	9 - WALLER William Henry
3:28		4 - HARTNICK Shaun	Turnover		0:03			Assist	13 - BELL Curtis
3:23			Fast Break	United States	0:00		15 - VICTOR Joppie	3 Pt. Miss	
3:21	21-89		2 Pt. in the paint	10 - SCHLAPPI Mike Palmer	0:00			END OF PERIOD	

Wheelchair Basketball

Wheelchair Basketball

Wheelchair Basketball

Wheelchair Basketball

PRNWB00000032.00073 00101922:44V020

MEN PRELIMINARY GROUP A MATCH RESULTS



THU 19 OCT 2000

SYDNEY SUPERDOME

Match No: 6

RSA 25 vs 97 USA

Start Time: 21:00

Attendance: 1136

Referees: DEWELL Ross (AUS)
SCHOENACKER David (FRA)

SUGIYAMA Kaneyoshi (JPN)

Scoring by 5 min intervals:	1.HF				2.HF			
	RSA	USA	RSA	USA	RSA	USA	RSA	USA
	4	4	7	7	11	15	17	25
	17	34	46	58	68	77	87	97

South Africa (RSA)

No.	Name	MIN	PTS	Field Goals		2 Points		3 Points		Free Throws		Rebounds			AS	ST	TO	BS	PF
				M/A	%	M/A	%	M/A	%	M/A	%	OR	DR	TOT					
* 4	HARTNICK Shaun	24:21		0/1	0.0	0/1	0.0			0/2	0.0	1		1				2	
* 5	OHN Aye Htun	12:34		0/1	0.0	0/1	0.0								1		1		
6	FLEISER Leon	15:22	2	1/3	33.3	1/3	33.3										3		
* 7	WILLIAMS Ralph	08:59		0/2	0.0	0/2	0.0			0/2	0.0						2		1
8	PAPENFUS Marius	13:35											1	1	1	1	1	2	1
9	WESSELS Duggie	08:45										1	1	2	1		1		1
10	OESCHGER Kobus	19:34	2	1/7	14.3	1/7	14.3										4		2
11	HOUSTON James	24:16	4	2/5	40.0	2/5	40.0			0/2	0.0			2	2	2		4	1
12	MANYANA Buntu	29:22	4	2/8	25.0	2/8	25.0							2	2	2	1	5	3
13	WAITES Grant	15:36	4	2/4	50.0	2/4	50.0					1	4	5			1	1	2
* 14	NORTJE Richard	13:18	4	2/5	40.0	2/5	40.0							1	1			2	2
* 15	VICTOR Joppie	14:18	5	2/11	18.2	2/9	22.2	0/2	0.0	1/2	50.0	1	4	5			1	4	4
Team Coach																			1
TOTALS			25	12/47	25.5	12/45	26.7	0/2	0.0	1/8	12.5	4	15	19	7	4	31	1	18
Coach		MOORGAS Shawn																	
Assistant Coach		MOORGAS Craig									MOKONE Simon								

United States of America (USA)

No.	Name	MIN	PTS	Field Goals		2 Points		3 Points		Free Throws		Rebounds			AS	ST	TO	BS	PF
				M/A	%	M/A	%	M/A	%	M/A	%	OR	DR	TOT					
* 4	BARBER Eric	21:30	8	4/8	50.0	4/8	50.0					3	3	3	1		3		
5	JUETTE Melvin Sean	18:30	6	3/9	33.3	3/9	33.3					2	2	4	3	1			1
6	TEW Steve	21:40	8	4/12	33.3	4/12	33.3			0/1	0.0	3	3	6	4		3	1	
7	GILL JR Chuck	19:37	16	7/9	77.8	7/9	77.8			2/5	40.0	2	4	6	2		2		1
8	HERNANDEZ William																		
9	WALLER William Henry	15:21	10	5/7	71.4	5/7	71.4					1	5	6			1	1	1
* 10	SCHLAPPI Mike Palmer	29:03	10	3/4	75.0	3/4	75.0			4/6	66.7		4	4	6	3	1		1
11	SCHULTE Paul	10:57	5	2/4	50.0	2/4	50.0			1/2	50.0				2	2	1		1
12	KILEY David Paul	17:16	11	5/7	71.4	4/6	66.7	1/1	100.0			4	3	7	2		2		
* 13	BELL Curtis	16:05	6	2/6	33.3	2/6	33.3			2/2	100.0	2	2	4	2	2	2		
* 14	JOHNSON Larry	18:20	5	2/5	40.0	2/5	40.0			1/2	50.0	1	4	5	3		1		3
* 15	GLASBRENNER Jeffrey James	11:41	12	6/8	75.0	6/8	75.0			0/3	0.0	4	1	5			2		
Team Coach																			
TOTALS			97	43/79	54.4	42/78	53.8	1/1	100.0	10/21	47.6	22	28	50	25	11	16	2	7
Coach		BYRNES Dan																	
Assistant Coach		BURNS Frank									PHILLIPS Mo								

	RSA	USA		RSA	USA
Points from Turnovers:	4	33	Points in the Paint:	16	74
Biggest Lead:	0	72 (93-21)	Biggest Scoring Run:	4-0 (11-60)	27-0 (38-4)
Second Chance Points:	2	28	Fast Break Points:		14
Lead Changes:			Times Tied:		

Legend:

MIN : Minutes Played M/A : Made/Attempts % : Shooting Percentage OR : Offensive Rebounds
 DR : Defensive Rebounds TOT : Total Rebounds AS : Assist ST : Steals
 TO : Turnovers BS : Blocked Shots PF : Fouls PTS : Points
 HF : Half of Time OT : Over Time * : Starting/Initial

PRNWB00000033.00076A 00101922:46V010

TODAY'S MATCHES

Teams	Start	Half Time	Full Time	End of Regulation
MEX Vs CAN	9:30	18 - 25	33 - 61	
KOR Vs NED	11:30	21 - 44	48 - 83	
JPN Vs AUS	14:15	22 - 24	36 - 64	
GBR Vs GER	16:15	29 - 18	61 - 43	
SWE Vs FRA	19:00	28 - 23	50 - 51	
RSA Vs USA	21:00	7 - 58	25 - 97	

Preliminary Group A								MATCHES			POINTS		Class.
Rank		USA	CAN	GBR	GER	MEX	RSA	PLAY	WON	LOST	FOR	AGST	Points
1	USA		23-Oct	22-Oct	21-Oct	20-Oct	97-25	1	1	0	97	25	2
2	CAN	23-Oct		20-Oct	22-Oct	61-33	21-Oct	1	1	0	61	33	2
3	GBR	22-Oct	20-Oct		61-43	21-Oct	23-Oct	1	1	0	61	43	2
4	GER	21-Oct	22-Oct	43-61		23-Oct	20-Oct	1	0	1	43	61	1
5	MEX	20-Oct	33-61	21-Oct	23-Oct		22-Oct	1	0	1	33	61	1
6	RSA	25-97	21-Oct	23-Oct	20-Oct	22-Oct		1	0	1	25	97	1

Preliminary Group B								MATCHES			POINTS		Class.
Rank		AUS	NED	FRA	SWE	KOR	JPN	PLAY	WON	LOST	FOR	AGST	Points
1	AUS		23-Oct	20-Oct	22-Oct	21-Oct	64-36	1	1	0	64	36	2
2	NED	23-Oct		22-Oct	21-Oct	83-48	20-Oct	1	1	0	83	48	2
3	FRA	20-Oct	22-Oct		51-50	23-Oct	21-Oct	1	1	0	51	50	2
4	SWE	22-Oct	21-Oct	50-51		20-Oct	23-Oct	1	0	1	50	51	1
5	KOR	21-Oct	48-83	23-Oct	20-Oct		22-Oct	1	0	1	48	83	1
6	JPN	36-64	20-Oct	21-Oct	23-Oct	22-Oct		1	0	1	36	64	1

3 rd of GROUP B	25-Oct 14:15	
2 nd of GROUP A	#45	
	26-Oct 21:00	
	#54	
4 th of GROUP A	25-Oct 16:15	
1 st of GROUP B	#46	
	28-Oct 21:30	
	#66	
3 rd of GROUP A	25-Oct 11:30	
2 nd of GROUP B	#44	
	26-Oct 19:00	
	#53	
4 th of GROUP B	25-Oct 9:30	
1 st of GROUP A	#43	

3rd-4th Place		
Loser of #54	28-Oct 19:30	
Loser of #53	#65	

5th-8th Place		
Loser of #46	27-Oct 11:30	
Loser of #45	#56	5th-6th Place
	28-Oct 16:30	
	#64	
5th-8th Place		
Loser of #44	27-Oct 9:30	
Loser of #43	#55	
7th-8th Place		
Loser of #56	28-Oct 14:30	
Loser of #55	#63	
9th-12th Place		
6 th of GROUP B	26-Oct 14:15	
5 th of GROUP A	#51	9th-10th Place
	28-Oct 11:30	
	#62	
9th-12th Place		
6 th of GROUP A	26-Oct 16:15	
5 th of GROUP B	#52	
11th-12th Place		
Loser of #51	28-Oct 9:30	
Loser of #52	#61	

Legend: OT: Over Time.

PRNWB00000034.00084B 00101922:47V010

Name	G		PTS	PPG	Field Goals		2 Points		3 Points		Free Throws		Rebounds			AS	ST	TO	BS	PF		
					M/A	%	M/A	%	M/A	%	M/A	%	OR	DR	TOT							
Australia (AUS)	1	For	64	64.0	27/54	50.0	27/51	52.9	0/3	0.0	10/19	52.6	10	33	43	18	6	15	1	19		
		Agn	36	36.0	14/60	23.3	13/50	26.0	1/10	10.0	7/16	43.8	11	17	28	5	5	13	1	19		
Canada (CAN)	1	For	61	61.0	25/50	50.0	25/49	51.0	0/1	0.0	11/25	44.0	4	33	37	14	6	16	2	17		
		Agn	33	33.0	13/56	23.2	13/49	26.5	0/7	0.0	7/15	46.7	8	23	31	9	3	22	1	25		
France (FRA)	1	For	51	51.0	17/54	31.5	17/51	33.3	0/3	0.0	17/36	47.2	11	29	40	10	5	13	1	28		
		Agn	50	50.0	16/51	31.4	15/47	31.9	1/4	25.0	17/29	58.6	8	28	36	10	2	15	1	31		
Great Britain (GBR)	1	For	61	61.0	25/52	48.1	22/46	47.8	3/6	50.0	8/22	36.4	11	34	45	11	3	21	1	18		
		Agn	43	43.0	20/61	32.8	20/56	35.7	0/5	0.0	3/9	33.3	9	18	27	14	6	16		21		
Germany (GER)	1	For	43	43.0	20/61	32.8	20/56	35.7	0/5	0.0	3/9	33.3	9	18	27	14	6	16		21		
		Agn	61	61.0	25/52	48.1	22/46	47.8	3/6	50.0	8/22	36.4	11	34	45	11	3	21	1	18		
Japan (JPN)	1	For	36	36.0	14/60	23.3	13/50	26.0	1/10	10.0	7/16	43.8	11	17	28	5	5	13	1	19		
		Agn	64	64.0	27/54	50.0	27/51	52.9	0/3	0.0	10/19	52.6	10	33	43	18	6	15	1	19		
Korea (KOR)	1	For	48	48.0	20/54	37.0	18/48	37.5	2/6	33.3	6/19	31.6	8	23	31	13	4	31	1	25		
		Agn	83	83.0	36/70	51.4	36/66	54.5	0/4	0.0	11/21	52.4	12	28	40	19	12	17	4	25		
Mexico (MEX)	1	For	33	33.0	13/56	23.2	13/49	26.5	0/7	0.0	7/15	46.7	8	23	31	9	3	22	1	25		
		Agn	61	61.0	25/50	50.0	25/49	51.0	0/1	0.0	11/25	44.0	4	33	37	14	6	16	2	17		
Netherlands (NED)	1	For	83	83.0	36/70	51.4	36/66	54.5	0/4	0.0	11/21	52.4	12	28	40	19	12	17	4	25		
		Agn	48	48.0	20/54	37.0	18/48	37.5	2/6	33.3	6/19	31.6	8	23	31	13	4	31	1	25		
South Africa (RSA)	1	For	25	25.0	12/47	25.5	12/45	26.7	0/2	0.0	1/8	12.5	4	15	19	7	4	31	1	18		
		Agn	97	97.0	43/79	54.4	42/78	53.8	1/1	100.0	10/21	47.6	22	28	50	25	11	16	2	7		
Sweden (SWE)	1	For	50	50.0	16/51	31.4	15/47	31.9	1/4	25.0	17/29	58.6	8	28	36	10	2	15	1	31		
		Agn	51	51.0	17/54	31.5	17/51	33.3	0/3	0.0	17/36	47.2	11	29	40	10	5	13	1	28		
United States of America (USA)	1	For	97	97.0	43/79	54.4	42/78	53.8	1/1	100.0	10/21	47.6	22	28	50	25	11	16	2	7		
		Agn	25	25.0	12/47	25.5	12/45	26.7	0/2	0.0	1/8	12.5	4	15	19	7	4	31	1	18		
TOTALS FOR ALL TEAMS					652		268/688	39.0	260/636	40.9	8/52	15.4	108/240	45.0	118	309	427	155	67	226	16	253

Legend:

G : Games Played	Agn : Against	PF : Fouls	PTS : Points
PPG : Points per Game	M/A : Made/Attempts	% : Shooting Percentage	OR : Offensive Rebounds
DR : Defensive Rebounds	TOT : Total Rebounds	AS : Assists	ST : Steals
TO : Turnovers	BS : Blocked Shots		

PRNWB00000035.00085A 00101922:47V010

TOTAL FIELD GOALS %				
Rk	Team	G	M/A	%
1	USA	1	43/79	54.4%
2	NED	1	36/70	51.4%
3	AUS	1	27/54	50.0%
	CAN	1	25/50	50.0%
5	GBR	1	25/52	48.1%
6	KOR	1	20/54	37.0%
7	GER	1	20/61	32.8%
8	FRA	1	17/54	31.5%
9	SWE	1	16/51	31.4%
10	RSA	1	12/47	25.5%
11	JPN	1	14/60	23.3%
12	MEX	1	13/56	23.2%

2 POINTS FIELD GOALS %				
Rk	Team	G	M/A	%
1	NED	1	36/66	54.5%
2	USA	1	42/78	53.8%
3	AUS	1	27/51	52.9%
4	CAN	1	25/49	51.0%
5	GBR	1	22/46	47.8%
6	KOR	1	18/48	37.5%
7	GER	1	20/56	35.7%
8	FRA	1	17/51	33.3%
9	SWE	1	15/47	31.9%
10	RSA	1	12/45	26.7%
11	MEX	1	13/49	26.5%
12	JPN	1	13/50	26.0%

3 POINTS FIELD GOALS %				
Rk	Team	G	M/A	%
1	USA	1	1/1	100.0%
2	GBR	1	3/6	50.0%
3	KOR	1	2/6	33.3%
4	SWE	1	1/4	25.0%
5	JPN	1	1/10	10.0%

FREE THROWS %				
Rk	Team	G	M/A	%
1	SWE	1	17/29	58.6%
2	AUS	1	10/19	52.6%
3	NED	1	11/21	52.4%
4	USA	1	10/21	47.6%
5	FRA	1	17/36	47.2%
6	MEX	1	7/15	46.7%
7	CAN	1	11/25	44.0%
8	JPN	1	7/16	43.8%
9	GBR	1	8/22	36.4%
10	GER	1	3/9	33.3%
11	KOR	1	6/19	31.6%
12	RSA	1	1/8	12.5%

POINTS FOR				
Rk	Team	G	Total	Avg
1	USA	1	97	97.0
2	NED	1	83	83.0
3	AUS	1	64	64.0
4	CAN	1	61	61.0
	GBR	1	61	61.0
6	FRA	1	51	51.0
7	SWE	1	50	50.0
8	KOR	1	48	48.0
9	GER	1	43	43.0
10	JPN	1	36	36.0
11	MEX	1	33	33.0
12	RSA	1	25	25.0

POINTS AGAINST				
Rk	Team	G	Total	Avg
1	USA	1	25	25.0
2	CAN	1	33	33.0
3	AUS	1	36	36.0
4	GBR	1	43	43.0
5	NED	1	48	48.0
6	FRA	1	50	50.0
7	SWE	1	51	51.0
8	MEX	1	61	61.0
	GER	1	61	61.0
10	JPN	1	64	64.0
11	KOR	1	83	83.0
12	RSA	1	97	97.0

REBOUNDS						
Rk	Team	G	Off	Def	Total	Avg
1	USA	1	22	28	50	50.0
2	GBR	1	11	34	45	45.0
3	AUS	1	10	33	43	43.0
4	FRA	1	11	29	40	40.0
	NED	1	12	28	40	40.0
6	CAN	1	4	33	37	37.0
7	SWE	1	8	28	36	36.0
8	KOR	1	8	23	31	31.0
	MEX	1	8	23	31	31.0
10	JPN	1	11	17	28	28.0
11	GER	1	9	18	27	27.0
12	RSA	1	4	15	19	19.0

ASSISTS				
Rk	Team	G	Total	Avg
1	USA	1	25	25.0
2	NED	1	19	19.0
3	AUS	1	18	18.0
4	CAN	1	14	14.0
	GER	1	14	14.0
6	KOR	1	13	13.0
7	GBR	1	11	11.0
8	FRA	1	10	10.0
	SWE	1	10	10.0
10	MEX	1	9	9.0
11	RSA	1	7	7.0
12	JPN	1	5	5.0

STEALS				
Rk	Team	G	Total	Avg
1	NED	1	12	12.0
2	USA	1	11	11.0
3	AUS	1	6	6.0
	CAN	1	6	6.0
	GER	1	6	6.0
6	FRA	1	5	5.0
	JPN	1	5	5.0
8	KOR	1	4	4.0
	RSA	1	4	4.0
10	GBR	1	3	3.0
	MEX	1	3	3.0
12	SWE	1	2	2.0

TURNOVERS				
Rk	Team	G	Total	Avg
1	KOR	1	31	31.0
	RSA	1	31	31.0
3	MEX	1	22	22.0
4	GBR	1	21	21.0
5	NED	1	17	17.0
6	CAN	1	16	16.0
	GER	1	16	16.0
	USA	1	16	16.0
9	AUS	1	15	15.0
	SWE	1	15	15.0
11	FRA	1	13	13.0
	JPN	1	13	13.0

BLOCKED SHOTS				
Rk	Team	G	Total	Avg
1	NED	1	4	4.0
2	CAN	1	2	2.0
	USA	1	2	2.0
4	AUS	1	1	1.0
	FRA	1	1	1.0
	GBR	1	1	1.0
	JPN	1	1	1.0
	KOR	1	1	1.0
	MEX	1	1	1.0
	RSA	1	1	1.0
	SWE	1	1	1.0

FOULS				
Rk	Team	G	Total	Avg
1	SWE	1	31	31.0
2	FRA	1	28	28.0
3	KOR	1	25	25.0
	MEX	1	25	25.0
	NED	1	25	25.0
6	GER	1	21	21.0
7	AUS	1	19	19.0
	JPN	1	19	19.0
9	GBR	1	18	18.0
	RSA	1	18	18.0
11	CAN	1	17	17.0
12	USA	1	7	7.0

Legend:

G : Games Played **M/A** : Made Attempts **%** : Shooting Percentage **Avg** : Average per Game
Off : Offensive Rebounds **Def** : Defensive Rebounds **Rk** : Rank

Wheelchair Basketball

Wheelchair Basketball

Wheelchair Basketball

Wheelchair Basketball

PRNWB00000036.00085B 00101922:48V010

SCORING											
Rk	Name	Team	G	2 Points		3 Points		Free Throws		Total	Avg
1	JANSENS Koen	NED	1	13/23	56.5%	0/0		4/6	66.7%	30	30.0
2	BAYE Philippe	FRA	1	8/15	53.3%	0/2	0.0%	8/11	72.7%	24	24.0
3	BERGLUND Gunnar NESS Brad	SWE AUS	1 1	7/13 10/13	53.8% 76.9%	0/3 0/0	0.0%	6/10 0/0	60.0%	20 20	20.0 20.0
5	ANDERSON Patrick	CAN	1	8/14	57.1%	0/1	0.0%	3/5	60.0%	19	19.0
6	PRICE Colin	GBR	1	9/12	75.0%	0/0		0/4	0.0%	18	18.0
7	SACHS Troy	AUS	1	5/12	41.7%	0/1	0.0%	7/12	58.3%	17	17.0
8	GILL JR Chuck OTTO Martin	USA GER	1 1	7/9 7/13	77.8% 53.8%	0/0 0/0		2/5 2/5	40.0% 40.0%	16 16	16.0 16.0
10	JEBARI Mustafa	NED	1	6/11	54.5%	0/0		2/6	33.3%	14	14.0

REBOUNDS							
Rk	Name	Team	G	Off	Def	Total	Avg
1	MUNN Simon	GBR	1	5	13	18	18.0
2	JANSENS Koen SACHS Troy	NED AUS	1 1	5 2	10 13	15 15	15.0 15.0
4	ANDERSON Patrick BAYE Philippe	CAN FRA	1 1	2 2	11 11	13 13	13.0 13.0
6	BLAKE Andrew	GBR	1	2	10	12	12.0
7	KIM Ji-Nam NESS Brad	KOR AUS	1 1	5 2	5 8	10 10	10.0 10.0

3 players tied at 9.0

ASSIST					
Rk	Name	Team	G	Total	Avg
1	van der LINDEN Gert Jan	NED	1	10	10.0
2	SACHS Troy SCHLAPPI Mike Palmer	AUS USA	1 1	6 6	6.0 6.0
4	BLYTHE Sandy CHRISTINK Lars HAN Sa-Hyun	AUS GER KOR	1 1 1	5 5 5	5.0 5.0 5.0
7	ANDERSON Patrick ORTEGA Raul TEW Steve	CAN MEX USA	1 1 1	4 4 4	4.0 4.0 4.0

12 players tied at 3.0

STEALS					
Rk	Name	Team	G	Total	Avg
1	JANSENS Koen	NED	1	6	6.0
2	ANDERSON Patrick JEBARI Mustafa	CAN NED	1 1	4 4	4.0 4.0
4	SACHS Troy SCHLAPPI Mike Palmer	AUS USA	1 1	3 3	3.0 3.0

7 players tied at 2.0

TURNOVERS					
Rk	Name	Team	G	Total	Avg
1	IM Chan-Kuw SACHS Troy	KOR AUS	1 1	7 7	7.0 7.0
3	HERNANDEZ Gilberto KO Kwang-Yub KORETOMO Keisuke PRICE Colin	MEX KOR JPN GBR	1 1 1 1	6 6 6 6	6.0 6.0 6.0 6.0
7	HAIDARI Hussein JEBARI Mustafa MANYANA Buntu MUNN Simon	SWE NED RSA GBR	1 1 1 1	5 5 5 5	5.0 5.0 5.0 5.0

BLOCKED SHOTS					
Rk	Name	Team	G	Total	Avg
16 players tied at 1.0					

FOULS					
Rk	Name	Team	G	Total	Avg
1	ABOUKIR Jean-Denis ANDERSSON Lars-Gunnar CHRISTINK Lars FAHRASMANE Mario JAMESON Per KO Kwang-Yub ORTEGA Raul OSHIMA Tomohiko	FRA SWE GER FRA SWE KOR MEX JPN	1 1 1 1 1 1 1 1	5 5 5 5 5 5 5 5	5.0 5.0 5.0 5.0 5.0 5.0 5.0 5.0

18 players tied at 4.0

Legend:
G : Games Played **M/A** : Made Attempts % : Shooting Percentage **Avg** : Average per Game
Off : Offensive Rebounds **Def** : Defensive Rebounds **Rk** : Rank

NOTE: Players eligible for statistics with attempts/games minimum, have to play at least 50% of all games

Wheelchair Basketball

Wheelchair Basketball

Wheelchair Basketball

Wheelchair Basketball

TOTAL FIELD GOALS % (8 attempts/game minimum)

Rk	Name	Team	G	M/A	%
1	GILL JR Chuck	USA	1	7/9	77.8%
2	NESS Brad	AUS	1	10/13	76.9%
3	PRICE Colin	GBR	1	9/12	75.0%
	GLASBRENNER Jeffrey James	USA	1	6/8	75.0%
5	JANSENS Koen	NED	1	13/23	56.5%
6	MUNN Simon	GBR	1	5/9	55.6%
7	JEBARI Mustafa	NED	1	6/11	54.5%
8	OTTO Martin	GER	1	7/13	53.8%
9	ANDERSON Patrick	CAN	1	8/15	53.3%

3 players tied at 50.0

TOTAL FIELD GOALS MADE

Rk	Name	Team	G	Total	Avg
1	JANSENS Koen	NED	1	13	13.0
2	NESS Brad	AUS	1	10	10.0
3	PRICE Colin	GBR	1	9	9.0
4	ANDERSON Patrick	CAN	1	8	8.0
	BAYE Philippe	FRA	1	8	8.0
6	BERGLUND Gunnar	SWE	1	7	7.0
	GILL JR Chuck	USA	1	7	7.0
	OTTO Martin	GER	1	7	7.0

4 players tied at 6.0

2 POINTS FIELD GOALS % (6 attempts/game minimum)

Rk	Name	Team	G	M/A	%
1	GILL JR Chuck	USA	1	7/9	77.8%
2	NESS Brad	AUS	1	10/13	76.9%
3	PRICE Colin	GBR	1	9/12	75.0%
	GLASBRENNER Jeffrey James	USA	1	6/8	75.0%
5	WALLER William Henry	USA	1	5/7	71.4%
6	GAERTNER Travis	CAN	1	4/6	66.7%
	KILEY David Paul	USA	1	4/6	66.7%
	de GOEDE Frank	NED	1	4/6	66.7%
	van der LINDEN Gert Jan	NED	1	4/6	66.7%

2 players tied at 57.1

2 POINTS FIELD GOALS MADE

Rk	Name	Team	G	Total	Avg
1	JANSENS Koen	NED	1	13	13.0
2	NESS Brad	AUS	1	10	10.0
3	PRICE Colin	GBR	1	9	9.0
4	ANDERSON Patrick	CAN	1	8	8.0
	BAYE Philippe	FRA	1	8	8.0
6	BERGLUND Gunnar	SWE	1	7	7.0
	GILL JR Chuck	USA	1	7	7.0
	OTTO Martin	GER	1	7	7.0

4 players tied at 6.0

3 POINTS FIELD GOALS % (2 attempts/game minimum)

Rk	Name	Team	G	M/A	%
1	POLLOCK Jonathan	GBR	1	3/6	50.0%
	IM Chan-Kuw	KOR	1	1/2	50.0%
	KIM Jung-Seob	KOR	1	1/2	50.0%
4	MIYAKE Katsumi	JPN	1	1/4	25.0%

3 POINTS FIELD GOALS MADE

Rk	Name	Team	G	Total	Avg
1	POLLOCK Jonathan	GBR	1	3	3.0
2	HAIDARI Hussein	SWE	1	1	1.0
	IM Chan-Kuw	KOR	1	1	1.0
	KILEY David Paul	USA	1	1	1.0
	KIM Jung-Seob	KOR	1	1	1.0
	MIYAKE Katsumi	JPN	1	1	1.0

FREE THROWS % (3 attempts/game minimum)

Rk	Name	Team	G	M/A	%
1	PETER Richard	CAN	1	4/4	100.0%
	van der LINDEN Gert Jan	NED	1	4/4	100.0%
3	AKERBERG Thomas	SWE	1	4/5	80.0%
4	BAYE Philippe	FRA	1	8/11	72.7%
5	JANSENS Koen	NED	1	4/6	66.7%
	SCHLAPPI Mike Palmer	USA	1	4/6	66.7%
	ADEPITAN Ade	GBR	1	2/3	66.7%
	KORETOMO Keisuke	JPN	1	2/3	66.7%
	MORRIS Nick	AUS	1	2/3	66.7%

2 players tied at 60.0

FREE THROWS MADE

Rk	Name	Team	G	Total	Avg
1	BAYE Philippe	FRA	1	8	8.0
2	SACHS Troy	AUS	1	7	7.0
3	BERGLUND Gunnar	SWE	1	6	6.0
4	AKERBERG Thomas	SWE	1	4	4.0
	HAIDARI Hussein	SWE	1	4	4.0
	JANSENS Koen	NED	1	4	4.0
	PETER Richard	CAN	1	4	4.0
	SCHLAPPI Mike Palmer	USA	1	4	4.0
	van der LINDEN Gert Jan	NED	1	4	4.0

2 players tied at 3.0

Legend:

G : Games Played **M/A** : Made Attempts **%** : Shooting Percentage **Avg** : Average per Game
Off : Offensive Rebounds **Def** : Defensive Rebounds **Rk** : Rank

NOTE: Players eligible for statistics with attempts/games minimum, have to play at least 50% of all games

PRNWB00000037.00058 00101922:55V010

TIME	TEAMS	PHASE	Match No.	GENDER	LOCATION	REFEREES
9:30	NED vs JPN	Preliminary Group B	7	MEN	Sydney SuperDome	GONZALES Anthony (USA) CHUNG Hak Mo (KOR) CAMPOS PERIS Sergio (ESP)
11:30	SWE vs KOR	Preliminary Group B	8	MEN	Sydney SuperDome	BRIERE Gilles (CAN) BURFORD Jonathon (USA) JUNGMANN Hans-Dieter (GER)
14:15	USA vs GBR	Preliminary Group A	9	WOMEN	Sydney SuperDome	OTTO Jorg-ulich (GER) VLUG Theodorus (NED) TSOUNTSOURAS Spiridon (GRE)
16:15	AUS vs NED	Preliminary Group A	10	WOMEN	Sydney SuperDome	GAUTHIER Sebastien (CAN) SCHOENACKER David (FRA) BEHRE Christofer (SWE)
19:00	CAN vs GBR	Preliminary Group A	11	MEN	Sydney SuperDome	DEWELL Ross (AUS) WALLAART Edwin (NED) SUGIYAMA Kaneyoshi (JPN)
19:00	USA vs MEX	Preliminary Group A	12	MEN	The Dome	CALIGIURI Gabriele (AUS) RAMOT Itzhack (ISR) TSOUNTSOURAS Spiridon (GRE)
21:00	AUS vs FRA	Preliminary Group B	13	MEN	Sydney SuperDome	ESHENKO Vladimer (CAN) JUNGMANN Hans-Dieter (GER) BHANIA Balwant (GBR)
21:00	GER vs RSA	Preliminary Group A	14	MEN	The Dome	ARNOLD Sharon (AUS) ENGLISH Robert (GBR) EL-DEIN EL-KHATEB Bahaa (JOR)

Wheelchair Basketball

Wheelchair Basketball

Wheelchair Basketball

Wheelchair Basketball

PRNWB00000038.00051 00101922:56V010

Match No: 7

NED vs JPN

Start Time: 9:30

Referees: GONZALES Anthony (USA)
CHUNG Hak Mo (KOR)

CAMPOS PERIS Sergio (ESP)

Netherlands (NED)

No.	Name	Class Points	Age	PPG	FG%	3FG%	FT%	RPG	APG	MPG
4	OOSTERBOSCH Mario	4.0	22	4.0	66.7			3.0		7:48
5	DETTMER Ruud	1.0	30	2.0	25.0			1.0	2.0	13:33
6	de ROOIJ Anton	1.0	33		0.0		0.0	1.0	1.0	24:57
7	JEBARI Mustafa	3.0	27	14.0	54.5		33.3	5.0	2.0	28:35
8	van GENT Arie	1.0	31							15:03
9	de GOEDE Frank	2.0	28	8.0	66.7					16:17
10	van der LINDEN Gert Jan (C)	4.0	33	12.0	44.4	0.0	100.0	7.0	10.0	30:21
11	't LAM Wim	4.0	30	4.0	50.0		0.0	3.0		8:16
12	JANSENS Koen	4.0	27	30.0	56.5		66.7	15.0	3.0	28:07
13	MARTENS Rene	1.5	31	2.0	33.3	0.0		1.0		10:10
14	van de BUNTE Kees	4.0	33							
15	van der WERF Kornelis	4.0	31	7.0	75.0		50.0	4.0	1.0	16:53
TEAM			29.7	83.0	51.4	0.0	52.4	40.0	19.0	
Coach	VERHEUVEL Rob									
Assistant Coach	VERGOOSSEN Luc									

NED Played		
PR	KOR	83-48

Japan (JPN)

No.	Name	Class Points	Age	PPG	FG%	3FG%	FT%	RPG	APG	MPG
4	NEGI Shinji (C)	2.0	36							
5	SHINTANI Hirofumi	4.0	38		0.0	0.0		1.0		11:59
6	MIYAKE Katsumi	3.0	29	9.0	22.2	25.0		6.0		34:13
7	SASAKI Katsuya	1.5	27							5:47
8	KORETOMO Keisuke	3.0	30	4.0	8.3	0.0	66.7	4.0	3.0	34:13
9	SUGASAWA Takao	4.5	27		0.0	0.0				4:51
10	IWANO Hiroshi	1.0	36	2.0	50.0		0.0	3.0		20:38
11	JIMBO Yasuhiro	3.0	30	11.0	44.4		50.0	5.0		40:00
12	KYOYA Kazuyuki	1.0	29					1.0		19:22
13	ISHIHARA Masaharu	4.5	28							
14	OSHIMA Tomohiko	4.0	29	10.0	33.3		40.0	8.0	2.0	28:01
15	OIKAWA Shinpei	4.5	29		0.0					0:56
TEAM			30.7	36.0	23.3	10.0	43.8	28.0	5.0	
Coach	KOTAKI Osamu									
Assistant Coach	OGAWA Tomoki									
	SAITO Nobuaki									

JPN Played		
PR	AUS	36-64

Legend:

(C) : Captain PR : Preliminary Round QF : Quarterfinal SF : Semi-final
 PPG : Points Per Game RPG : Rebounds per Game APG : Assists per Game MPG : Minutes Played per Game
 FT% : Free Throws % FG% : Field Goals % 3FG% : 3 Points Field Goals %

PRNWB00000039.00051 00101922:57V010

Match No: 8

SWE vs KOR

Start Time: 11:30

Referees: BRIERE Gilles (CAN)
BURFORD Jonathon (USA)

JUNGMANN Hans-Dieter (GER)

Sweden (SWE)

No.	Name	Class Points	Age	PPG	FG%	3FG%	FT%	RPG	APG	MPG
4	Haidari Hussein	3.0	21	11.0	50.0	100.0	50.0	2.0	2.0	19:12
5	JAMESON Per	1.5	38					1.0		24:31
6	FLensburg Daniel	2.5	29							
7	GUSTAVSSON Joachim	4.0	28	4.0	25.0			5.0	1.0	18:24
8	ABLORH Enoch	4.0	28							5:54
9	WAPNER Christian	1.0	37		0.0			2.0		15:29
10	BERGLUND Gunnar	4.0	47	20.0	43.8	0.0	60.0	9.0	2.0	27:34
11	KOHLSTROEM Peter	2.5	25							
12	AKERBERG Thomas	3.0	32	6.0	25.0		80.0	4.0	2.0	20:48
13	UHLEN Per	1.5	31	2.0	0.0		100.0	4.0	2.0	24:31
14	WEGEBORN Stefan	2.0	35		0.0		0.0	1.0		15:29
15	ANDERSSON Lars-Gunnar (C)	4.0	43	7.0	30.0		50.0	8.0	1.0	28:08
			TEAM	32.8	50.0	31.4	25.0	58.6	36.0	10.0
Coach	KARLSSON Kjell									
Assistant Coach	STAVEGREN Joakim									

SWE Played		
PR	FRA	50-51

Korea (KOR)

No.	Name	Class Points	Age	PPG	FG%	3FG%	FT%	RPG	APG	MPG
4	KIM Ho-Yong	3.0	28	6.0	33.3		0.0	7.0		20:39
5	KIM Jung-Seob	3.0	29	7.0	50.0	50.0		1.0		9:10
6	KO Kwang-Yub	2.0	27	10.0	44.4	0.0	33.3		3.0	31:55
7	HAN Jin-Hee	2.0	33	2.0	50.0				1.0	10:40
8	IM Chan-Kuw (C)	2.5	34	6.0	25.0	50.0	16.7	4.0	3.0	33:45
9	PARK Sea-Kyun	1.5	29						1.0	1:30
10	HAN Sa-Hyun	2.5	31	8.0	37.5	0.0	50.0	5.0	5.0	34:56
11	KIM Chul-Soo	4.5	24					1.0		4:05
12	KANG Hee-Joon	4.0	25	2.0	100.0			1.0		6:48
13	YANG Hun-Mo	2.5	28	3.0	100.0		50.0			8:05
14	KIM Young-Duk	3.0	33		0.0			2.0		9:20
15	KIM Ji-Nam	4.0	23	4.0	28.6			10.0		29:07
			TEAM	28.7	48.0	37.0	33.3	31.6	31.0	13.0
Coach	IN-CHUL Shin									
Assistant Coach										

KOR Played		
PR	NED	48-83

Legend:

(C) : Captain PR : Preliminary Round QF : Quarterfinal SF : Semi-final
 PPG : Points Per Game RPG : Rebounds per Game APG : Assists per Game MPG : Minutes Played per Game
 FT% : Free Throws % FG% : Field Goals % 3FG% : 3 Points Field Goals %

PRNWB0000003A.00051 00101922:57V010

Match No: 9

USA vs GBR

Start Time: 14:15

Referees: OTTO Jorg-ulich (GER)
VLUG Theodorus (NED)

TSOUNTSOURAS Spiridon (GRE)

United States of America (USA)

No.	Name	Class Points	Age	PPG	FG%	3FG%	FT%	RPG	APG	MPG	
4	STUMP Jana Ashley	1.5	25								
5	CISNEROS Patricia	2.0	22								
6	RODRIGUEZ Alma	3.0	33								
7	THOMPSON Ann Walters	1.0	31								
8	HOWITT Jennifer	1.0	18								
9	BRANDENBURG Teresa	1.5	25								
10	TANBERG Bobbi	4.5	31								
11	NIBLEY Miriam	2.0	23								
12	RIPP Christina	2.5	20								
13	JOHNSON Josie (C)	4.5	26								
14	CRAWFORD Janna Lynnette	4.5	25								
15	VERST Amy	4.5	32								
			TEAM								25.9
Coach		BRIASILE Frank									
Assistant Coach		LYKINS Ron			CHYNOWETH Tracy						

USA Played

Great Britain (GBR)

No.	Name	Class Points	Age	PPG	FG%	3FG%	FT%	RPG	APG	MPG	
4	O'DRISCOLL Bernadette	1.0	32								
5	BURRETT Sarah	2.5	16								
6	STRANGE Clare	1.5	21								
7	LARGEN Georgina	3.0	33								
8	WILD Ann (C)	2.5	27								
9	RIDLEY Jenny	1.5	16								
10	BAILLIE Sarah	3.5	32								
11	FOX Jill	2.0	30								
12	JACKSON Anna	4.5	28								
13	SMALL Kristina	4.5	26								
14	VANDERSTEEN Nicola	4.5	40								
15	McLEAN Caroline	2.0	25								
			TEAM								27.2
Coach		HUDSON Paul									
Assistant Coach		TARKENTER Malcolm			PAWSON Sue						

GBR Played
PR NED 48-83

Legend:

(C) : Captain PR : Preliminary Round QF : Quarterfinal SF : Semi-final
 PPG : Points Per Game RPG : Rebounds per Game APG : Assists per Game MPG : Minutes Played per Game
 FT% : Free Throws % FG% : Field Goals % 3FG% : 3 Points Field Goals %

PRNWB0000003B.00051 00101922:57V010

Match No: 10

AUS vs NED

Start Time: 16:15

Referees: GAUTHIER Sebastien (CAN)
SCHOENACKER David (FRA)

BEHRE Christofer (SWE)

Australia (AUS)

No.	Name	Class Points	Age	PPG	FG%	3FG%	FT%	RPG	APG	MPG	
4	ADAMS Julianne	2.0	34								
5	MOSELY Alison	4.5	28								
6	DUNN Mellissa	4.5	24								
7	FARRELL Karen	1.0	38								
8	ROMEO Nadya	1.0	29								
9	TESCH Liesl	4.5	31								
10	SLANN Sharon	2.5	34								
11	RITCHIE Donna (C)	1.5	36								
12	CARTER Amanda	2.0	36								
13	O'NION Lisa	3.0	33								
14	COGHLAN Paula	4.5	35								
15	WEBB Jane	3.0	28								
			TEAM								32.2
Coach		CORR Peter									
Assistant Coach		BEVERIDGE Rob				YORK Tracy					

AUS Played

Netherlands (NED)

No.	Name	Class Points	Age	PPG	FG%	3FG%	FT%	RPG	APG	MPG	
4	JANSEN Jennette	3.5	32								
5	GRIFFIOEN Jiske	3.5	15								
6	IBRAHIMI Achoucha	1.5	31								
7	SANDERS Erna	1.0	37								
8	TIGGELMAN Inge	4.5	32								
9	van der LAAN Guda (C)	2.0	42								
10	MOS Jose	1.5	35								
11	KORVER Cher	2.5	24								
12	WEVERS Miranda	3.0	28								
13	van VEGGEL Jeanine	4.5	33								
14	GARNIER Petra	4.5	29								
15	van LEEUWEN Evelyn	3.5	28								
			TEAM								30.5
Coach		KLERKS Ben									
Assistant Coach		MAKKENZE Henk				SCHEPERS Simone					

NED Played

PR NED 48-83

Legend:

(C) : Captain PR : Preliminary Round QF : Quarterfinal SF : Semi-final
 PPG : Points Per Game RPG : Rebounds per Game APG : Assists per Game MPG : Minutes Played per Game
 FT% : Free Throws % FG% : Field Goals % 3FG% : 3 Points Field Goals %

PRNWB0000003C.00051 00101922:57V010

Match No: 11

CAN vs GBR

Start Time: 19:00

Referees: DEWELL Ross (AUS)
WALLAART Edwin (NED)

SUGIYAMA Kaneyoshi (JPN)

Canada (CAN)

No.	Name	Class Points	Age	PPG	FG%	3FG%	FT%	RPG	APG	MPG
4	DUREPOS Dave (C)	3.5	32	2.0	33.3					7:46
5	HENDERSON Roy	2.0	45	2.0	50.0		0.0	5.0		19:06
6	TREUER James	4.5	29	4.0	33.3		50.0	2.0	2.0	11:20
7	DENNIS Jeff	4.0	27	6.0	100.0				1.0	6:57
8	JOHNSON Joey	4.5	25	2.0	20.0			6.0		21:43
9	NORTON Ross	2.0	27	2.0	16.7			3.0	1.0	33:15
10	HALL Ken	2.0	30		0.0		0.0	3.0	3.0	28:28
11	BORISOFF Jaimie (C)	1.0	30	2.0	100.0			1.0	2.0	13:27
12	ANDERSON Patrick	4.5	21	19.0	53.3	0.0	60.0	13.0	4.0	24:47
13	STOUTENBURG Chris	1.0	23	4.0	100.0		0.0	1.0		11:20
14	GAERTNER Travis	3.0	20	10.0	66.7		50.0	1.0		7:27
15	PETER Richard	2.5	28	8.0	66.7		100.0	2.0	1.0	14:24
TEAM			28.1	61.0	50.0	0.0	44.0	37.0	14.0	
Coach	FROGLEY Michael									
Assistant Coach	BOWES Paul					TONELLO Jerry				

CAN Played		
PR	MEX	61-33

Great Britain (GBR)

No.	Name	Class Points	Age	PPG	FG%	3FG%	FT%	RPG	APG	MPG
4	CAINE Steve	2.0	35	3.0	50.0		50.0	1.0	1.0	9:05
5	THOMAS Sinclair	3.0	31				0.0	2.0		2:38
6	HAYES Kevin	1.0	37	2.0	100.0					7:23
7	BYWATER Terry	4.5	17							
8	MUNN Simon (C)	4.0	32	11.0	55.6		25.0	18.0	1.0	37:25
9	POLLOCK Jonathan	2.5	23	13.0	30.8	50.0	50.0	3.0	3.0	28:04
10	ADEPITAN Ade	2.5	27	4.0	100.0		66.7	1.0	2.0	10:20
11	JOHNSON Dan	2.5	36	8.0	27.3		100.0	3.0	2.0	34:25
12	BLAKE Andrew	2.5	28	2.0	33.3		0.0	12.0	1.0	29:59
13	HOWLEY Fred	4.0	29							
14	PRICE Colin	2.5	36	18.0	75.0		0.0	3.0	1.0	30:43
15	BRAMLEY David	4.0	31					2.0		9:58
TEAM			30.2	61.0	48.1	50.0	36.4	45.0	11.0	
Coach	TITMUSS David									
Assistant Coach	SMITH Nigel					TOLFREY Vicky				

GBR Played		
PR	GER	61-43

Legend:

(C) : Captain PR : Preliminary Round QF : Quarterfinal SF : Semi-final
 PPG : Points Per Game RPG : Rebounds per Game APG : Assists per Game MPG : Minutes Played per Game
 FT% : Free Throws % FG% : Field Goals % 3FG% : 3 Points Field Goals %

PRNWB0000003D.00051 00101922:57V010

Match No: 12

USA vs MEX

Start Time: 19:00

Referees: CALIGIURI Gabriele (AUS)
RAMOT Itzhack (ISR)

TSOUNTSOURAS Spiridon (GRE)

United States of America (USA)

No.	Name	Class Points	Age	PPG	FG%	3FG%	FT%	RPG	APG	MPG
4	BARBER Eric	1.0	29	8.0	50.0			3.0	1.0	21:30
5	JUETTE Melvin Sean	2.0	31	6.0	33.3			4.0	3.0	18:30
6	TEW Steve	4.0	22	8.0	33.3		0.0	6.0	4.0	21:40
7	GILL JR Chuck	3.5	36	16.0	77.8		40.0	6.0	2.0	19:37
8	HERNANDEZ William	2.5	30							
9	WALLER William Henry	3.0	27	10.0	71.4			6.0		15:21
10	SCHLAPPI Mike Palmer	1.5	37	10.0	75.0		66.7	4.0	6.0	29:03
11	SCHULTE Paul	3.0	21	5.0	50.0		50.0		2.0	10:57
12	KILEY David Paul (C)	3.0	47	11.0	71.4	100.0		7.0	2.0	17:16
13	BELL Curtis	4.5	47	6.0	33.3		100.0	4.0	2.0	16:05
14	JOHNSON Larry	2.5	36	5.0	40.0		50.0	5.0	3.0	18:20
15	GLASBRENNER Jeffrey James	4.5	27	12.0	75.0		0.0	5.0		11:41
TEAM			32.5	97.0	54.4	100.0	47.6	50.0	25.0	
Coach	BYRNES Dan									
Assistant Coach	BURNS Frank		PHILLIPS Mo							

USA Played		
PR	RSA	97-25

Mexico (MEX)

No.	Name	Class Points	Age	PPG	FG%	3FG%	FT%	RPG	APG	MPG
4	SALVADOR Pedro	1.0	33							4:57
5	QUEVEDO Sergio	1.0	22							5:36
6	LARRAGA Pablo	4.0	41	7.0	33.3	0.0	50.0	4.0		14:26
7	ISAIAS Armando	1.0	37				0.0	1.0	3.0	29:27
8	BLANCAS Luis	3.0	23		0.0			3.0		19:57
9	PULIDO Jose	2.5	42		0.0			3.0		24:21
10	OLIVAS Julio Cesar	2.0	26		0.0	0.0		1.0	1.0	10:33
11	MAGANA Rigoberto	2.5	38	3.0	16.7		25.0	2.0	1.0	10:44
12	HERNANDEZ Gilberto	4.0	36		0.0			2.0		10:35
13	DURAN Mauro	3.0	36	4.0	25.0		100.0	5.0		14:25
14	ORTEGA Raul (C)	3.5	29	6.0	18.2	0.0	100.0	2.0	4.0	23:49
15	ZAVALA Salvador	4.0	27	13.0	50.0		33.3	8.0		31:10
TEAM			32.5	33.0	23.2	0.0	46.7	31.0	9.0	
Coach	LOPEZ NINO Alejandro									
Assistant Coach	DAVILA Aaron		DURAND Sergio							

MEX Played		
PR	CAN	33-61

Legend:

(C) : Captain PR : Preliminary Round QF : Quarterfinal SF : Semi-final
 PPG : Points Per Game RPG : Rebounds per Game APG : Assists per Game MPG : Minutes Played per Game
 FT% : Free Throws % FG% : Field Goals % 3FG% : 3 Points Field Goals %

PRNWB0000003E.00051 00101922:57V010

Match No: 13

AUS vs FRA

Start Time: 21:00

Referees: ESHENKO Vladimer (CAN)
JUNGMANN Hans-Dieter (GER)

BHANIA Balwant (GBR)

Australia (AUS)

No.	Name	Class Points	Age	PPG	FG%	3FG%	FT%	RPG	APG	MPG
4	PORTER Shane	1.0	21		0.0					9:58
5	SACHS Troy (C)	4.5	24	17.0	38.5	0.0	58.3	15.0	6.0	35:40
6	GOULD David	4.5	35	7.0	37.5		25.0	3.0	2.0	20:09
7	BLYTHE Sandy	2.5	38	6.0	60.0			8.0	5.0	38:59
8	GROENEWEGEN Shaun	4.0	18	2.0	33.3	0.0		1.0		1:01
9	McFAWN Michael	3.0	47					1.0	1.0	1:01
10	MORRIS Nick	1.0	29	4.0	33.3		66.7	1.0		30:02
11	HEWSON Gerry	1.5	42	8.0	57.1			2.0	3.0	34:18
12	QUINN Brook	3.5	27							
13	ANDREWS Troy	1.5	38		0.0			2.0		5:42
14	KING Adrian	2.0	28							
15	NESS Brad	4.5	25	20.0	76.9			10.0	1.0	23:10
TEAM			31.0	64.0	50.0	0.0	52.6	43.0	18.0	
Coach	TURNER Bob									
Assistant Coach	OLIVER Richard		WALKER Michael							

AUS Played		
PR	JPN	64-36

France (FRA)

No.	Name	Class Points	Age	PPG	FG%	3FG%	FT%	RPG	APG	MPG
4	SALLEM Riadh	1.0	30		0.0			1.0		15:14
5	ABOUKIR Jean-Denis	2.5	34	4.0	16.7		100.0	4.0	3.0	27:19
6	LIBMAN Bertrand	3.0	28	2.0	0.0		50.0	5.0	1.0	23:50
7	COURNEIL Jerome	2.0	24	2.0	100.0		0.0	1.0	1.0	11:15
8	BOUSTILA Ouahid	4.0	34	7.0	27.3	0.0	20.0	4.0		17:20
9	FAHRASMANE Mario (C)	4.0	32	6.0	25.0		33.3	4.0	2.0	18:23
10	GUYOT Frederic	2.0	25	5.0	33.3		50.0	4.0	2.0	33:52
11	THEREZO Jose	4.5	35	1.0	0.0		50.0	4.0	1.0	6:49
12	HAMELIN David	2.5	20							
13	DIXNEUF Lionel	3.0	25							
14	BAYE Philippe	4.5	40	24.0	47.1	0.0	72.7	13.0		26:16
15	LAFFONT Jean Pascal	1.0	28							19:42
TEAM			29.6	51.0	31.5	0.0	47.2	40.0	10.0	
Coach	SORIANO Jean-Paul									
Assistant Coach	SCHOENACKER Maurice									

FRA Played		
PR	SWE	51-50

Legend:
(C) : Captain **PR** : Preliminary Round **QF** : Quarterfinal **SF** : Semi-final
PPG : Points Per Game **RPG** : Rebounds per Game **APG** : Assists per Game **MPG** : Minutes Played per Game
FT% : Free Throws % **FG%** : Field Goals % **3FG%** : 3 Points Field Goals %

PRNWB0000003F.00051 00101922:57V010

Match No: 14

GER vs RSA

Start Time: 21:00

Referees: ARNOLD Sharon (AUS)
ENGLISH Robert (GBR)

EL-DEIN EL-KHATEB Bahaa (JOR)

Germany (GER)

No.	Name	Class Points	Age	PPG	FG%	3FG%	FT%	RPG	APG	MPG
4	SCHWARZ Ralf	4.5	27							
5	HUEBNER Lars	1.5	35		0.0				1.0	22:02
6	SNIEGOCKI Markus	2.0	29							2:35
7	FISCHER Thomas	1.5	33	2.0	25.0	0.0			2.0	17:58
8	WIMMERS Guido (C)	4.5	28		0.0			3.0		7:45
9	HABERKORN Markus	3.0	26							
10	LEONHARDT Joerg	1.0	35							
11	OTTO Martin	4.5	38	16.0	53.8		40.0	9.0	1.0	32:15
12	THALHEIM Dirk	2.0	29	13.0	50.0		50.0	3.0	3.0	40:00
13	CHRISTINK Lars	2.0	28	4.0	20.0	0.0	0.0	2.0	5.0	37:25
14	COSKUN Ahmet	4.0	25	4.0	28.6	0.0		1.0	1.0	11:39
15	KOEHLER Dirk	4.0	32	4.0	25.0			9.0	1.0	28:21
			TEAM	30.4	43.0	32.8	0.0	33.3	27.0	14.0
Coach		ROEMER Gerd								
Assistant Coach										

GER Played		
PR	GBR	43-61

South Africa (RSA)

No.	Name	Class Points	Age	PPG	FG%	3FG%	FT%	RPG	APG	MPG
4	HARTNICK Shaun (C)	1.0	26		0.0		0.0	1.0		24:21
5	OHN Aye Htun	2.0	24		0.0				1.0	12:34
6	FLEISER Leon	1.5	30	2.0	33.3					15:22
7	WILLIAMS Ralph	2.0	30		0.0		0.0			8:59
8	PAPENFUS Marius	2.5	23					1.0	1.0	13:35
9	WESSELS Duggie	2.5	32					2.0	1.0	8:45
10	OESCHGER Kobus	2.5	29	2.0	14.3					19:34
11	HOUSTON James	3.0	32	4.0	40.0		0.0	2.0	2.0	24:16
12	MANYANA Buntu	3.5	25	4.0	25.0			2.0	2.0	29:22
13	WAITES Grant	4.0	27	4.0	50.0			5.0		15:36
14	NORTJE Richard	4.5	19	4.0	40.0			1.0		13:18
15	VICTOR Joppie	4.5	26	5.0	18.2	0.0	50.0	5.0		14:18
			TEAM	26.9	25.0	25.5	0.0	12.5	19.0	7.0
Coach		MOORGAS Shawn								
Assistant Coach		MOORGAS Craig			MOKONE Simon					

RSA Played		
PR	USA	25-97

Legend:

(C) : Captain PR : Preliminary Round QF : Quarterfinal SF : Semi-final
 PPG : Points Per Game RPG : Rebounds per Game APG : Assists per Game MPG : Minutes Played per Game
 FT% : Free Throws % FG% : Field Goals % 3FG% : 3 Points Field Goals %

PRNWB00000040.00026 00101922:57V010

Match No: 7

NED vs JPN

Start Time: 9:30

Referees: GONZALES Anthony (USA)
CHUNG Hak Mo (KOR)

CAMPOS PERIS Sergio (ESP)

Netherlands (NED)										RUNNING SCORE													
Time-Outs					Team Fouls					A		B		A		B		A		B			
First Half					1	2	3	4	5	6	7	1	1	2	2	3	3	4	4	5	5	6	6
Second Half					1	2	3	4	5	6	7	7	7	8	8	9	9	10	10	11	11	12	12
Extra Periods												13	13	14	14	15	15	16	16	17	17		
Class Points	Name of Players				No.	Player In	Fouls																
	OOSTERBOSCH Mario				4		1	2	3	4	5	6	6	7	7	8	8	9	9	10	10		
	DETMER Ruud				5							10	10	11	11	12	12	13	13	14	14		
	de ROOIJ Anton				6							11	11	12	12	13	13	14	14	15	15		
	JEBARI Mustafa				7							12	12	13	13	14	14	15	15	16	16		
	van GENT Arie				8							13	13	14	14	15	15	16	16	17	17		
	de GOEDE Frank				9							14	14	15	15	16	16	17	17	18	18		
	van der LINDEN Gert Jan				10							15	15	16	16	17	17	18	18	19	19		
	't LAM Wim				11							16	16	17	17	18	18	19	19	20	20		
	JANSENS Koen				12							17	17	18	18	19	19	20	20	21	21		
	MARTENS Rene				13							18	18	19	19	20	20	21	21	22	22		
	van de BUNTE Kees				14							19	19	20	20	21	21	22	22	23	23		
	van der WERF Cornelis				15							20	20	21	21	22	22	23	23	24	24		
Coach: VERHEUVEL Rob										21	21	22	22	23	23	24	24	25	25	26	26		
1st Ass. Coach: VERGOOSSEN Luc										22	22	23	23	24	24	25	25	26	26	27	27		
2nd Ass. Coach:										23	23	24	24	25	25	26	26	27	27	28	28		
Japan (JPN)										24	24	25	25	26	26	27	27	28	28	29	29		
Time-Outs					Team Fouls					A		B		A		B		A		B			
First Half					1	2	3	4	5	6	7	26	26	27	27	28	28	29	29	30	30		
Second Half					1	2	3	4	5	6	7	27	27	28	28	29	29	30	30	31	31	32	32
Extra Periods												31	31	32	32	33	33	34	34	35	35		
Class Points	Name of Players				No.	Player In	Fouls																
	NEGI Shinji				4		1	2	3	4	5	32	32	33	33	34	34	35	35	36	36		
	SHINTANI Hirofumi				5							33	33	34	34	35	35	36	36	37	37		
	MIYAKE Katsumi				6							34	34	35	35	36	36	37	37	38	38		
	SASAKI Katsuya				7							35	35	36	36	37	37	38	38	39	39		
	KORETOMO Keisuke				8							36	36	37	37	38	38	39	39	40	40		
	SUGASAWA Takao				9							37	37	38	38	39	39	40	40				
	IWANO Hiroshi				10							38	38	39	39	40	40						
	JIMBO Yasuhiro				11							39	39	40	40								
	KYOYA Kazuyuki				12							40	40										
	ISHIHARA Masaharu				13																		
	OSHIMA Tomohiko				14																		
	OIKAWA Shinpei				15																		
Coach: KOTAKI Osamu																							
1st Ass. Coach: OGAWA Tomoki																							
2nd Ass. Coach: SAITO Nobuaki																							

Scores: First Half A _____ B _____ Second Half A _____ B _____ Extra Period A _____ B _____	Final Score: Team A: _____ Team B: _____ Name of Winning Team: _____ ScoreKeeper: _____ TimeKeeper: _____ 30' Operator: _____
Referee: _____ Umpire: _____ Captain's Signature in case of Protest: _____	

Wheelchair Basketball

PRNWB00000041.00026 00101922:58V010

Match No: 8

SWE vs KOR

Start Time: 11:30

Referees: BRIERE Gilles (CAN)
BURFORD Jonathon (USA)

JUNGMANN Hans-Dieter (GER)

Sweden (SWE)										RUNNING SCORE													
Time-Outs					Team Fouls					A		B		A		B		A		B			
First Half					1	2	3	4	5	6	7	1	1	2	2	3	3	4	4	5	5	6	6
Second Half					1	2	3	4	5	6	7	7	7	8	8	9	9	10	10	11	11	12	12
Extra Periods												13	13	14	14	15	15	16	16	17	17	18	18
Class Points	Name of Players				No.	Player In	Fouls																
	HAIDARI Hussein				4		1	2	3	4	5	6	6	7	7	8	8	9	9	10	10		
	JAMESON Per				5							11	11	12	12	13	13	14	14	15	15		
	FLENSBURG Daniel				6							16	16	17	17	18	18	19	19	20	20		
	GUSTAVSSON Joachim				7							21	21	22	22	23	23	24	24	25	25		
	ABLORH Enoch				8							26	26	27	27	28	28	29	29	30	30		
	WAPNER Christian				9							31	31	32	32	33	33	34	34	35	35		
	BERGLUND Gunnar				10							36	36	37	37	38	38	39	39	40	40		
	KOHLESTROEM Peter				11							41	41	42	42	43	43	44	44	45	45		
	AKERBERG Thomas				12							46	46	47	47	48	48	49	49	50	50		
	UHLEN Per				13							51	51	52	52	53	53	54	54	55	55		
	WEGEBORN Stefan				14							56	56	57	57	58	58	59	59	60	60		
	ANDERSSON Lars-Gunnar				15							61	61	62	62	63	63	64	64	65	65		
Coach: KARLSSON Kjell																							
1st Ass. Coach: STAVEGREN Joakim																							
2nd Ass. Coach:																							

Korea (KOR)										RUNNING SCORE													
Time-Outs					Team Fouls					A		B		A		B		A		B			
First Half					1	2	3	4	5	6	7	1	1	2	2	3	3	4	4	5	5	6	6
Second Half					1	2	3	4	5	6	7	7	7	8	8	9	9	10	10	11	11	12	12
Extra Periods												13	13	14	14	15	15	16	16	17	17	18	18
Class Points	Name of Players				No.	Player In	Fouls																
	KIM Ho-Yong				4		1	2	3	4	5	6	6	7	7	8	8	9	9	10	10		
	KIM Jung-Seob				5							11	11	12	12	13	13	14	14	15	15		
	KO Kwang-Yub				6							16	16	17	17	18	18	19	19	20	20		
	HAN Jin-Hee				7							21	21	22	22	23	23	24	24	25	25		
	IM Chan-Kuw				8							26	26	27	27	28	28	29	29	30	30		
	PARK Sea-Kyun				9							31	31	32	32	33	33	34	34	35	35		
	HAN Sa-Hyun				10							36	36	37	37	38	38	39	39	40	40		
	KIM Chul-Soo				11							41	41	42	42	43	43	44	44	45	45		
	KANG Hee-Joon				12							46	46	47	47	48	48	49	49	50	50		
	YANG Hun-Mo				13							51	51	52	52	53	53	54	54	55	55		
	KIM Young-Duk				14							56	56	57	57	58	58	59	59	60	60		
	KIM Ji-Nam				15							61	61	62	62	63	63	64	64	65	65		
Coach: IN-CHUL Shin																							
1st Ass. Coach:																							
2nd Ass. Coach:																							

Scores:	First Half	A	_____	B	_____	Final Score: Team A: _____ Team B: _____ Name of Winning Team: _____	
	Second Half	A	_____	B	_____		
	Extra Period	A	_____	B	_____		
ScoreKeeper:	_____					Referee:	_____
TimeKeeper:	_____					Umpire:	_____
30' Operator:	_____					Captain's Signature in case of Protest:	_____

Wheelchair Basketball

PRNWB00000042.00026 00101922:58V010

Match No: 9

USA vs GBR

Start Time: 14:15

Referees: OTTO Jorg-ulich (GER)
VLUG Theodorus (NED)

TSOUNTSOURAS Spiridon (GRE)


United States of America (USA)										RUNNING SCORE																		
Time-Outs					Team Fouls					A		B		A		B		A		B								
First Half					1	2	3	4	5	6	7	1	2	3	4	5	6	7	1	2	1	1	41	41	81	81	121	121
Second Half					1	2	3	4	5	6	7	1	2	3	4	5	6	7	3	3	2	2	42	42	82	82	122	122
Extra Periods																			4	4	3	3	43	43	83	83	123	123
Class Points	Name of Players				No.	Player In	Fouls					A		B		A		B		A		B						
							1	2	3	4	5	4	4	4	4	44	44	84	84	124	124							
	STUMP Jana Ashley				4							5	5	5	5	45	45	85	85	125	125							
	CISNEROS Patricia				5							6	6	6	6	46	46	86	86	126	126							
	RODRIGUEZ Alma				6							7	7	7	7	47	47	87	87	127	127							
	THOMPSON Ann Walters				7							8	8	8	8	48	48	88	88	128	128							
	HOWITT Jennifer				8							9	9	9	9	49	49	89	89	129	129							
	BRANDENBURG Teresa				9							10	10	10	10	50	50	90	90	130	130							
	TANBERG Bobbi				10							11	11	11	11	51	51	91	91	131	131							
	NIBLEY Miriam				11							12	12	12	12	52	52	92	92	132	132							
	RIPP Christina				12							13	13	13	13	53	53	93	93	133	133							
	JOHNSON Josie				13							14	14	14	14	54	54	94	94	134	134							
	CRAWFORD Janna Lynnette				14							15	15	15	15	55	55	95	95	135	135							
	VERST Amy				15							16	16	16	16	56	56	96	96	136	136							
Coach: BRIASILE Frank										17	17	17	17	57	57	97	97	137	137									
1st Ass. Coach: LYKINS Ron										18	18	18	18	58	58	98	98	138	138									
2nd Ass. Coach: CHYNOWETH Tracy										19	19	19	19	59	59	99	99	139	139									
Great Britain (GBR)										20	20	20	20	60	60	100	100	140	140									
Time-Outs					Team Fouls					A		B		A		B		A		B								
First Half					1	2	3	4	5	6	7	21	21	21	21	61	61	101	101	141	141							
Second Half					1	2	3	4	5	6	7	22	22	22	22	62	62	102	102	142	142							
Extra Periods												23	23	23	23	63	63	103	103	143	143							
Class Points	Name of Players				No.	Player In	Fouls					A		B		A		B		A		B						
							1	2	3	4	5	24	24	24	24	64	64	104	104	144	144							
	O'DRISCOLL Bernadette				4							25	25	25	25	65	65	105	105	145	145							
	BURRETT Sarah				5							26	26	26	26	66	66	106	106	146	146							
	STRANGE Clare				6							27	27	27	27	67	67	107	107	147	147							
	LARGEN Georgina				7							28	28	28	28	68	68	108	108	148	148							
	WILD Ann				8							29	29	29	29	69	69	109	109	149	149							
	RIDLEY Jenny				9							30	30	30	30	70	70	110	110	150	150							
	BAILLIE Sarah				10							31	31	31	31	71	71	111	111	151	151							
	FOX Jill				11							32	32	32	32	72	72	112	112	152	152							
	JACKSON Anna				12							33	33	33	33	73	73	113	113	153	153							
	SMALL Kristina				13							34	34	34	34	74	74	114	114	154	154							
	VANDERSTEEN Nicola				14							35	35	35	35	75	75	115	115	155	155							
	McLEAN Caroline				15							36	36	36	36	76	76	116	116	156	156							
Coach: HUDSON Paul										37	37	37	37	77	77	117	117	157	157									
1st Ass. Coach: TARKENTER Malcolm										38	38	38	38	78	78	118	118	158	158									
2nd Ass. Coach: PAWSON Sue										39	39	39	39	79	79	119	119	159	159									
										40	40	40	40	80	80	120	120	160	160									
Scores:					First Half	A	_____	B	_____	Final Score:																		
					Second Half	A	_____	B	_____	Team A:					_____	Team B:					_____							
					Extra Period	A	_____	B	_____	Name of Winning Team:																		

ScoreKeeper:					_____					Referee:					_____													
TimeKeeper:					_____					Umpire:					_____													
30' Operator:					_____					Captain's Signature in case of Protest:																		

Wheelchair Basketball

PRNWB00000043.00026 00101922:58V010

WOMEN PRELIMINARY GROUP A SCORESHEET



FRI 20 OCT 2000

SYDNEY SUPERDOME

Match No: 10

AUS vs NED

Start Time: 16:15

Referees:

GAUTHIER Sebastien (CAN)
SCHOENACKER David (FRA)

BEHRE Christofer (SWE)

Australia (AUS)						RUNNING SCORE												
Time-Outs		Team Fouls					A		B		A		B		A		B	
First Half		1	2	3	4	5	6	7	1	1	1	1	41	41	81	81	121	121
Second Half		1	2	3	4	5	6	7	2	2	2	2	42	42	82	82	122	122
Extra Periods									3	3	3	3	43	43	83	83	123	123
									4	4	4	4	44	44	84	84	124	124
									5	5	5	5	45	45	85	85	125	125
									6	6	6	6	46	46	86	86	126	126
									7	7	7	7	47	47	87	87	127	127
									8	8	8	8	48	48	88	88	128	128
									9	9	9	9	49	49	89	89	129	129
									10	10	10	10	50	50	90	90	130	130
									11	11	11	11	51	51	91	91	131	131
									12	12	12	12	52	52	92	92	132	132
									13	13	13	13	53	53	93	93	133	133
									14	14	14	14	54	54	94	94	134	134
									15	15	15	15	55	55	95	95	135	135
									16	16	16	16	56	56	96	96	136	136
									17	17	17	17	57	57	97	97	137	137
									18	18	18	18	58	58	98	98	138	138
									19	19	19	19	59	59	99	99	139	139
									20	20	20	20	60	60	100	100	140	140
									21	21	21	21	61	61	101	101	141	141
									22	22	22	22	62	62	102	102	142	142
									23	23	23	23	63	63	103	103	143	143
									24	24	24	24	64	64	104	104	144	144
									25	25	25	25	65	65	105	105	145	145
									26	26	26	26	66	66	106	106	146	146
									27	27	27	27	67	67	107	107	147	147
									28	28	28	28	68	68	108	108	148	148
									29	29	29	29	69	69	109	109	149	149
									30	30	30	30	70	70	110	110	150	150
									31	31	31	31	71	71	111	111	151	151
									32	32	32	32	72	72	112	112	152	152
									33	33	33	33	73	73	113	113	153	153
									34	34	34	34	74	74	114	114	154	154
									35	35	35	35	75	75	115	115	155	155
									36	36	36	36	76	76	116	116	156	156
									37	37	37	37	77	77	117	117	157	157
									38	38	38	38	78	78	118	118	158	158
									39	39	39	39	79	79	119	119	159	159
									40	40	40	40	80	80	120	120	160	160

Netherlands (NED)								
Time-Outs		Team Fouls						
First Half		1	2	3	4	5	6	7
Second Half		1	2	3	4	5	6	7
Extra Periods								
Class Points	Name of Players	No.	Player In	Fouls				
	JANSEN Jennette	4		1	2	3	4	5
	GRIFFIOEN Jiske	5						
	IBRAHIMI Achoucha	6						
	SANDERS Erna	7						
	TIGGELMAN Inge	8						
	van der LAAN Guda	9						
	MOS Jose	10						
	KORVER Cher	11						
	WEVERS Miranda	12						
	van VEGGEL Jeanine	13						
	GARNIER Petra	14						
	van LEEUWEN Evelyn	15						
Coach: KLERKS Ben								
1st Ass. Coach: MAKKENZE Henk								
2nd Ass. Coach: SCHEPERS Simone								

Scores: First Half A _____ B _____ Second Half A _____ B _____ Extra Period A _____ B _____	Final Score: Team A: _____ Team B: _____ Name of Winning Team: _____
ScoreKeeper: _____ TimeKeeper: _____ 30' Operator: _____	Referee: _____ Umpire: _____ Captain's Signature in case of Protest: _____

Wheelchair Basketball Wheelchair Basketball Wheelchair Basketball Wheelchair Basketball Wheelchair Basketball

PRNWB00000044.00026 00101922:58V010

Match No: 11

CAN vs GBR

Start Time: 19:00

Referees: DEWELL Ross (AUS)
WALLAART Edwin (NED)

SUGIYAMA Kaneyoshi (JPN)

Canada (CAN)										RUNNING SCORE													
Time-Outs					Team Fouls					A		B		A		B		A		B			
First Half					1	2	3	4	5	6	7	1	1	1	1	41	41	1	1	81	81	121	121
Second Half					1	2	3	4	5	6	7	2	2	2	2	42	42	2	2	82	82	122	122
Extra Periods												3	3	3	3	43	43	3	3	83	83	123	123
												4	4	4	4	44	44	4	4	84	84	124	124
												5	5	5	5	45	45	5	5	85	85	125	125
												6	6	6	6	46	46	6	6	86	86	126	126
												7	7	7	7	47	47	7	7	87	87	127	127
												8	8	8	8	48	48	8	8	88	88	128	128
												9	9	9	9	49	49	9	9	89	89	129	129
												10	10	10	10	50	50	10	10	90	90	130	130
												11	11	11	11	51	51	11	11	91	91	131	131
												12	12	12	12	52	52	12	12	92	92	132	132
												13	13	13	13	53	53	13	13	93	93	133	133
												14	14	14	14	54	54	14	14	94	94	134	134
												15	15	15	15	55	55	15	15	95	95	135	135
												16	16	16	16	56	56	16	16	96	96	136	136
												17	17	17	17	57	57	17	17	97	97	137	137
												18	18	18	18	58	58	18	18	98	98	138	138
												19	19	19	19	59	59	19	19	99	99	139	139
												20	20	20	20	60	60	20	20	100	100	140	140
												21	21	21	21	61	61	21	21	101	101	141	141
												22	22	22	22	62	62	22	22	102	102	142	142
												23	23	23	23	63	63	23	23	103	103	143	143
												24	24	24	24	64	64	24	24	104	104	144	144
												25	25	25	25	65	65	25	25	105	105	145	145
												26	26	26	26	66	66	26	26	106	106	146	146
												27	27	27	27	67	67	27	27	107	107	147	147
												28	28	28	28	68	68	28	28	108	108	148	148
												29	29	29	29	69	69	29	29	109	109	149	149
												30	30	30	30	70	70	30	30	110	110	150	150
												31	31	31	31	71	71	31	31	111	111	151	151
												32	32	32	32	72	72	32	32	112	112	152	152
												33	33	33	33	73	73	33	33	113	113	153	153
												34	34	34	34	74	74	34	34	114	114	154	154
												35	35	35	35	75	75	35	35	115	115	155	155
												36	36	36	36	76	76	36	36	116	116	156	156
												37	37	37	37	77	77	37	37	117	117	157	157
												38	38	38	38	78	78	38	38	118	118	158	158
												39	39	39	39	79	79	39	39	119	119	159	159
												40	40	40	40	80	80	40	40	120	120	160	160
Class Points Name of Players No. Player In 1 2 3 4 5 Fouls 1 2 3 4 5					Class Points Name of Players No. Player In 1 2 3 4 5 Fouls 1 2 3 4 5					Scores: First Half A _____ B _____ Second Half A _____ B _____ Extra Period A _____ B _____													
DUREPOS Dave 4 HENDERSON Roy 5 TREUER James 6 DENNIS Jeff 7 JOHNSON Joey 8 NORTON Ross 9 HALL Ken 10 BORISOFF Jaimie 11 ANDERSON Patrick 12 STOUTENBURG Chris 13 GAERTNER Travis 14 PETER Richard 15 Coach: FROGLEY Michael 1st Ass. Coach: BOWES Paul 2nd Ass. Coach: TONELLO Jerry					CAINE Steve 4 THOMAS Sinclair 5 HAYES Kevin 6 BYWATER Terry 7 MUNN Simon 8 POLLOCK Jonathan 9 ADEPITAN Ade 10 JOHNSON Dan 11 BLAKE Andrew 12 HOWLEY Fred 13 PRICE Colin 14 BRAMLEY David 15 Coach: TITMUSS David 1st Ass. Coach: SMITH Nigel 2nd Ass. Coach: TOLFREY Vicky					Final Score: Team A: _____ Team B: _____ Name of Winning Team: _____ ScoreKeeper: _____ TimeKeeper: _____ 30' Operator: _____ Referee: _____ Umpire: _____ Captain's Signature in case of Protest: _____													

Wheelchair Basketball

PRNWB00000045.00026 00101922:58V010

Match No: 12

USA vs MEX

Start Time: 19:00

Referees: CALIGIURI Gabriele (AUS)
RAMOT Itzhack (ISR)

TSOUNTSOURAS Spiridon (GRE)

United States of America (USA)												RUNNING SCORE																									
Time-Outs												Team Fouls																									
<input type="text"/> First Half												<table border="1" style="width: 100%; border-collapse: collapse;"> <tr> <td>1</td><td>2</td><td>3</td><td>4</td><td>5</td><td>6</td><td>7</td> </tr> <tr> <td>1</td><td>2</td><td>3</td><td>4</td><td>5</td><td>6</td><td>7</td> </tr> </table>												1	2	3	4	5	6	7	1	2	3	4	5	6	7
1	2	3	4	5	6	7																															
1	2	3	4	5	6	7																															
<input type="text"/> Second Half												<table border="1" style="width: 100%; border-collapse: collapse;"> <tr> <td>1</td><td>2</td><td>3</td><td>4</td><td>5</td><td>6</td><td>7</td> </tr> <tr> <td>1</td><td>2</td><td>3</td><td>4</td><td>5</td><td>6</td><td>7</td> </tr> </table>												1	2	3	4	5	6	7	1	2	3	4	5	6	7
1	2	3	4	5	6	7																															
1	2	3	4	5	6	7																															
<input type="text"/> Extra Periods																																					
Class Points	Name of Players										No.	Player In	Fouls																								
													1	2	3	4	5																				
	BARBER Eric										4																										
	JUETTE Melvin Sean										5																										
	TEW Steve										6																										
	GILL JR Chuck										7																										
	HERNANDEZ William										8																										
	WALLER William Henry										9																										
	SCHLAPPI Mike Palmer										10																										
	SCHULTE Paul										11																										
	KILEY David Paul										12																										
	BELL Curtis										13																										
	JOHNSON Larry										14																										
	GLASBRENNER Jeffrey James										15																										
Coach: BYRNES Dan																																					
1st Ass. Coach: BURNS Frank																																					
2nd Ass. Coach: PHILLIPS Mo																																					
Mexico (MEX)												Team Fouls																									
<input type="text"/> First Half												<table border="1" style="width: 100%; border-collapse: collapse;"> <tr> <td>1</td><td>2</td><td>3</td><td>4</td><td>5</td><td>6</td><td>7</td> </tr> <tr> <td>1</td><td>2</td><td>3</td><td>4</td><td>5</td><td>6</td><td>7</td> </tr> </table>												1	2	3	4	5	6	7	1	2	3	4	5	6	7
1	2	3	4	5	6	7																															
1	2	3	4	5	6	7																															
<input type="text"/> Second Half												<table border="1" style="width: 100%; border-collapse: collapse;"> <tr> <td>1</td><td>2</td><td>3</td><td>4</td><td>5</td><td>6</td><td>7</td> </tr> <tr> <td>1</td><td>2</td><td>3</td><td>4</td><td>5</td><td>6</td><td>7</td> </tr> </table>												1	2	3	4	5	6	7	1	2	3	4	5	6	7
1	2	3	4	5	6	7																															
1	2	3	4	5	6	7																															
<input type="text"/> Extra Periods																																					
Class Points	Name of Players										No.	Player In	Fouls																								
													1	2	3	4	5																				
	SALVADOR Pedro										4																										
	QUEVEDO Sergio										5																										
	LARRAGA Pablo										6																										
	ISAIAS Armando										7																										
	BLANCAS Luis										8																										
	PULIDO Jose										9																										
	OLIVAS Julio Cesar										10																										
	MAGANA Rigoberto										11																										
	HERNANDEZ Gilberto										12																										
	DURAN Mauro										13																										
	ORTEGA Raul										14																										
	ZAVALA Salvador										15																										
Coach: LOPEZ NINO Alejandro																																					
1st Ass. Coach: DAVILA Aaron																																					
2nd Ass. Coach: DURAND Sergio																																					
Scores:												Final Score:																									
First Half												Team A: _____ Team B: _____																									
Second Half												Name of Winning Team: _____																									
Extra Period																																					
ScoreKeeper: _____												Referee: _____																									
TimeKeeper: _____												Umpire: _____																									
30' Operator: _____												Captain's Signature in case of Protest: _____																									

Wheelchair Basketball

PRNWB00000046.00026 00101922:58V010

Match No: 13

AUS vs FRA

Start Time: 21:00

Referees: ESHENKO Vladimer (CAN)
JUNGMANN Hans-Dieter (GER)

BHANIA Balwant (GBR)

Australia (AUS)												RUNNING SCORE																																																																																																																																					
Time-Outs						Team Fouls						A		B		A		B		A		B																																																																																																																											
First Half						1	2	3	4	5	6	7	1		2		41		41		81		81		121		121																																																																																																																						
Second Half						1	2	3	4	5	6	7	3		3		42		42		82		82		122		122																																																																																																																						
Extra Periods												4		4		43		43		83		83		123		123																																																																																																																							
												5		5		44		44		84		84		124		124																																																																																																																							
												6		6		45		45		85		85		125		125																																																																																																																							
												7		7		46		46		86		86		126		126																																																																																																																							
												8		8		47		47		87		87		127		127																																																																																																																							
												9		9		48		48		88		88		128		128																																																																																																																							
												10		10		49		49		89		89		129		129																																																																																																																							
												11		11		50		50		90		90		130		130																																																																																																																							
												12		12		51		51		91		91		131		131																																																																																																																							
												13		13		52		52		92		92		132		132																																																																																																																							
												14		14		53		53		93		93		133		133																																																																																																																							
												15		15		54		54		94		94		134		134																																																																																																																							
												16		16		55		55		95		95		135		135																																																																																																																							
												17		17		56		56		96		96		136		136																																																																																																																							
												18		18		57		57		97		97		137		137																																																																																																																							
												19		19		58		58		98		98		138		138																																																																																																																							
												20		20		59		59		99		99		139		139																																																																																																																							
												21		21		60		60		100		100		140		140																																																																																																																							
												22		22		61		61		101		101		141		141																																																																																																																							
												23		23		62		62		102		102		142		142																																																																																																																							
												24		24		63		63		103		103		143		143																																																																																																																							
												25		25		64		64		104		104		144		144																																																																																																																							
												26		26		65		65		105		105		145		145																																																																																																																							
												27		27		66		66		106		106		146		146																																																																																																																							
												28		28		67		67		107		107		147		147																																																																																																																							
												29		29		68		68		108		108		148		148																																																																																																																							
												30		30		69		69		109		109		149		149																																																																																																																							
												31		31		70		70		110		110		150		150																																																																																																																							
												32		32		71		71		111		111		151		151																																																																																																																							
												33		33		72		72		112		112		152		152																																																																																																																							
												34		34		73		73		113		113		153		153																																																																																																																							
												35		35		74		74		114		114		154		154																																																																																																																							
												36		36		75		75		115		115		155		155																																																																																																																							
												37		37		76		76		116		116		156		156																																																																																																																							
												38		38		77		77		117		117		157		157																																																																																																																							
												39		39		78		78		118		118		158		158																																																																																																																							
												40		40		79		79		119		119		159		159																																																																																																																							
												41		41		80		80		120		120		160		160																																																																																																																							
France (FRA) Time-Outs First Half: _____ Second Half: _____ Extra Periods: _____ Team Fouls First Half: _____ Second Half: _____ Extra Periods: _____ <table border="1" style="width: 100%; border-collapse: collapse;"> <thead> <tr> <th rowspan="2">Class Points</th> <th rowspan="2">Name of Players</th> <th rowspan="2">No.</th> <th rowspan="2">Player In</th> <th colspan="5">Fouls</th> </tr> <tr> <th>1</th><th>2</th><th>3</th><th>4</th><th>5</th> </tr> </thead> <tbody> <tr><td></td><td>SALLEM Riadh</td><td>4</td><td></td><td></td><td></td><td></td><td></td><td></td></tr> <tr><td></td><td>ABOUKIR Jean-Denis</td><td>5</td><td></td><td></td><td></td><td></td><td></td><td></td></tr> <tr><td></td><td>LIBMAN Bertrand</td><td>6</td><td></td><td></td><td></td><td></td><td></td><td></td></tr> <tr><td></td><td>COURNEIL Jerome</td><td>7</td><td></td><td></td><td></td><td></td><td></td><td></td></tr> <tr><td></td><td>BOUSTILA Ouahid</td><td>8</td><td></td><td></td><td></td><td></td><td></td><td></td></tr> <tr><td></td><td>FAHRASMANE Mario</td><td>9</td><td></td><td></td><td></td><td></td><td></td><td></td></tr> <tr><td></td><td>GUYOT Frederic</td><td>10</td><td></td><td></td><td></td><td></td><td></td><td></td></tr> <tr><td></td><td>THEREZO Jose</td><td>11</td><td></td><td></td><td></td><td></td><td></td><td></td></tr> <tr><td></td><td>HAMELIN David</td><td>12</td><td></td><td></td><td></td><td></td><td></td><td></td></tr> <tr><td></td><td>DIXNEUF Lionel</td><td>13</td><td></td><td></td><td></td><td></td><td></td><td></td></tr> <tr><td></td><td>BAYE Philippe</td><td>14</td><td></td><td></td><td></td><td></td><td></td><td></td></tr> <tr><td></td><td>LAFFONT Jean Pascal</td><td>15</td><td></td><td></td><td></td><td></td><td></td><td></td></tr> </tbody> </table> Coach: SORIANO Jean-Paul 1st Ass. Coach: SCHOENACKER Maurice 2nd Ass. Coach: _____												Class Points	Name of Players	No.	Player In	Fouls					1	2	3	4	5		SALLEM Riadh	4								ABOUKIR Jean-Denis	5								LIBMAN Bertrand	6								COURNEIL Jerome	7								BOUSTILA Ouahid	8								FAHRASMANE Mario	9								GUYOT Frederic	10								THEREZO Jose	11								HAMELIN David	12								DIXNEUF Lionel	13								BAYE Philippe	14								LAFFONT Jean Pascal	15							Scores: First Half: A _____ B _____ Second Half: A _____ B _____ Extra Period: A _____ B _____ Final Score: Team A: _____ Team B: _____ Name of Winning Team: _____ ScoreKeeper: _____ TimeKeeper: _____ 30' Operator: _____ Referee: _____ Umpire: _____ Captain's Signature in case of Protest: _____											
Class Points	Name of Players	No.	Player In	Fouls																																																																																																																																													
				1	2	3	4	5																																																																																																																																									
	SALLEM Riadh	4																																																																																																																																															
	ABOUKIR Jean-Denis	5																																																																																																																																															
	LIBMAN Bertrand	6																																																																																																																																															
	COURNEIL Jerome	7																																																																																																																																															
	BOUSTILA Ouahid	8																																																																																																																																															
	FAHRASMANE Mario	9																																																																																																																																															
	GUYOT Frederic	10																																																																																																																																															
	THEREZO Jose	11																																																																																																																																															
	HAMELIN David	12																																																																																																																																															
	DIXNEUF Lionel	13																																																																																																																																															
	BAYE Philippe	14																																																																																																																																															
	LAFFONT Jean Pascal	15																																																																																																																																															

Wheelchair Basketball

PRNWB00000047.00026 00101922:59V010

Match No: 14

GER vs RSA

Start Time: 21:00

Referees: ARNOLD Sharon (AUS)
ENGLISH Robert (GBR)

EL-DEIN EL-KHATEB Bahaa (JOR)

Germany (GER)												RUNNING SCORE												
Time-Outs						Team Fouls						A		B		A		B		A		B		
First Half						1	2	3	4	5	6	7	1		2		3		4		5		6	
Second Half						1	2	3	4	5	6	7	7		8		9		10		11		12	
Extra Periods																								
Class Points	Name of Players					No.	Player In	Fouls																
								1	2	3	4	5												
	SCHWARZ Ralf					4							41		41		81		81		121		121	
	HUEBNER Lars					5							42		42		82		82		122		122	
	SNIEGOCKI Markus					6							43		43		83		83		123		123	
	FISCHER Thomas					7							44		44		84		84		124		124	
	WIMMERS Guido					8							45		45		85		85		125		125	
	HABERKORN Markus					9							46		46		86		86		126		126	
	LEONHARDT Joerg					10							47		47		87		87		127		127	
	OTTO Martin					11							48		48		88		88		128		128	
	THALHEIM Dirk					12							49		49		89		89		129		129	
	CHRISTINK Lars					13							50		50		90		90		130		130	
	COSKUN Ahmet					14							51		51		91		91		131		131	
	KOEHLER Dirk					15							52		52		92		92		132		132	
Coach: ROEMER Gerd												13		13		93		93		133		133		
1st Ass. Coach:												14		14		94		94		134		134		
2nd Ass. Coach:												15		15		95		95		135		135		
												16		16		96		96		136		136		
												17		17		97		97		137		137		
												18		18		98		98		138		138		
												19		19		99		99		139		139		
												20		20		100		100		140		140		
												21		21		101		101		141		141		
												22		22		102		102		142		142		
												23		23		103		103		143		143		
												24		24		104		104		144		144		
												25		25		105		105		145		145		
												26		26		106		106		146		146		
												27		27		107		107		147		147		
												28		28		108		108		148		148		
												29		29		109		109		149		149		
												30		30		110		110		150		150		
												31		31		111		111		151		151		
												32		32		112		112		152		152		
												33		33		113		113		153		153		
												34		34		114		114		154		154		
												35		35		115		115		155		155		
												36		36		116		116		156		156		
												37		37		117		117		157		157		
												38		38		118		118		158		158		
												39		39		119		119		159		159		
												40		40		120		120		160		160		
Scores:						First Half		A	_____				B	_____										
						Second Half		A	_____				B	_____										
						Extra Period		A	_____				B	_____										
ScoreKeeper:						_____						Referee:						_____						
TimeKeeper:						_____						Umpire:						_____						
30' Operator:						_____						Captain's Signature in case of Protest:						_____						
Final Score:						Team A: _____ Team B: _____						Name of Winning Team:						_____						

Wheelchair Basketball

PRNWB00000048.00073 00102010:09V010

Match No: 7

NED 33 vs 26 JPN

Start Time: 9:30

Attendance:

Referees: GONZALES Anthony (USA)
CHUNG Hak Mo (KOR)

CAMPOS PERIS Sergio (ESP)

FIRST HALF

Scoring by 5 min intervals: **NED**
JPN

7	19	27	33
6	15	23	26

Netherlands (NED)

No.	Name	MIN	PTS	Field Goals		2 Points		3 Points		Free Throws		Rebounds			AS	ST	TO	BS	PF
				M/A	%	M/A	%	M/A	%	M/A	%	OR	DR	TOT					
4	OOSTERBOSCH Mario																		
5	DETTMER Ruud	09:43											1	1					1
* 6	de ROOIJ Anton	20:00	6	3/4	75.0	3/4	75.0					1	2	3	2				2
* 7	JEBARI Mustafa	10:17	1	0/2	0.0	0/2	0.0			1/2	50.0	1	3	4		1	2	1	1
8	van GENT Arie																		
* 9	de GOEDE Frank	10:17	4	2/3	66.7	2/3	66.7												1
* 10	van der LINDEN Gert Jan	20:00	3	1/3	33.3	0/1	0.0	1/2	50.0	0/4	0.0		5	5	6		3		2
11	't LAM Wim																		
* 12	JANSENS Koen	20:00	13	6/12	50.0	5/11	45.5	1/1	100.0			2	2	4		1	3		2
13	MARTENS Rene																		
14	van de BUNTE Kees																		
15	van der WERF Kornelis	09:43	6	3/5	60.0	3/5	60.0					1	1	2			1		2
Team Coach																			
TOTALS			33	15/29	51.7	13/26	50.0	2/3	66.7	1/6	16.7	5	14	19	8	2	9	1	11
Coach		VERHEUVEL Rob																	
Assistant Coach		VERGOOSSEN Luc																	

Japan (JPN)

No.	Name	MIN	PTS	Field Goals		2 Points		3 Points		Free Throws		Rebounds			AS	ST	TO	BS	PF
				M/A	%	M/A	%	M/A	%	M/A	%	OR	DR	TOT					
4	NEGI Shinji																		
5	SHINTANI Hirofumi																		
* 6	MIYAKE Katsumi	20:00	8	3/13	23.1	3/9	33.3	0/4	0.0	2/2	100.0		2	2	1	1			
7	SASAKI Katsuya																		
* 8	KORETOMO Keisuke	20:00	5	2/4	50.0	1/2	50.0	1/2	50.0	0/2	0.0		3	3	3				2
9	SUGASAWA Takao																		
* 10	IWANO Hiroshi	09:30	2	1/1	100.0	1/1	100.0												2
* 11	JIMBO Yasuhiro	20:00	1	0/3	0.0	0/3	0.0			1/2	50.0		3	3		1			1
12	KYOYA Kazuyuki	10:30		0/1	0.0			0/1	0.0				1	1					
13	ISHIHARA Masaharu																		
* 14	OSHIMA Tomohiko	20:00	10	3/6	50.0	3/6	50.0			4/6	66.7	1	2	3		1	5		3
15	OIKAWA Shinpei																		
Team Coach																			
TOTALS			26	9/28	32.1	8/21	38.1	1/7	14.3	7/12	58.3	1	11	12	4	3	5		8
Coach		KOTAKI Osamu																	
Assistant Coach		OGAWA Tomoki																	

	NED	JPN
Points from Turnovers:	3	4
Biggest Lead:	9 (33-24)	2 (2-0)
Second Chance Points:	2	2
Lead Changes:	3	

	NED	JPN
Points in the Paint:	16	12
Biggest Scoring Run:	9-2 (14-8)	6-2 (14-16)
Fast Break Points:	4	2
Times Tied:	2	

Legend:
MIN : Minutes Played **M/A** : Made/Attempts **%** : Shooting Percentage **OR** : Offensive Rebounds
DR : Defensive Rebounds **TOT** : Total Rebounds **AS** : Assist **ST** : Steals
TO : Turnovers **BS** : Blocked Shots **PF** : Fouls **PTS** : Points
HF : Half of Time **OT** : Over Time * : Starting/Initial

PRNWB00000049.00069 00102010:59V010

Match No: 7

NED 62 vs 52 JPN

Start Time: 9:30

Attendance: 4861

Referees: GONZALES Anthony (USA)
CHUNG Hak Mo (KOR)

CAMPOS PERIS Sergio (ESP)

Scoring by 5 min intervals:	NED	1.HF				2.HF			
		JPN	7	19	27	33	41	45	51
		6	15	23	26	26	30	42	52

Time	Score	Netherlands	Action	Japan	Time	Score	Netherlands	Action	Japan
FIRST HALF					FIRST HALF				
20:00		6 - de ROOIJ Anton	Player IN		15:12			Fast Break	Japan
20:00		7 - JEBARI Mustafa	Player IN		15:10	5-6		2 Pt. in the paint	6 - MIYAKE Katsumi
20:00		9 - de GOEDE Frank	Player IN		15:10			Assist	8 - KORETOMO Keisuke
20:00		10 - van der LINDEN G.J.	Player IN		15:00	7-6	6 - de ROOIJ Anton	2 Pt. MADE	
20:00		12 - JANSSENS Koen	Player IN		15:00		10 - van der LINDEN G.J.	Assist	
20:00			Player IN	6 - MIYAKE Katsumi	14:50		7 - JEBARI Mustafa (P1,T2)	Foul	
20:00			Player IN	8 - KORETOMO Keisuke	14:42			2 Pt. Miss	6 - MIYAKE Katsumi
20:00			Player IN	10 - IWANO Hiroshi	14:39		7 - JEBARI Mustafa	Defens.Rebound	
20:00			Player IN	11 - JIMBO Yasuhiro	14:29	9-6	6 - de ROOIJ Anton	2 Pt. MADE	
20:00			Player IN	14 - OSHIMA Tomohiko	14:29		10 - van der LINDEN G.J.	Assist	
19:51		7 - JEBARI Mustafa	Turnover		13:59	9-8		2 Pt. in the paint	14 - OSHIMA Tomohiko
19:48			Steal	6 - MIYAKE Katsumi	13:59			Assist	8 - KORETOMO Keisuke
19:41			2 Pt. Miss	6 - MIYAKE Katsumi	13:39	12-8	12 - JANSSENS Koen	3 Pt. MADE	
19:37	0-2		Offens.Rebound	14 - OSHIMA Tomohiko	13:09		7 - JEBARI Mustafa	3 Pt. Miss	6 - MIYAKE Katsumi
19:26			2 Pt. in the paint	14 - OSHIMA Tomohiko	13:05		Netherlands	Defens.Rebound	
19:26			Assist	8 - KORETOMO Keisuke	13:01		9 - de GOEDE Frank	Fast Break	
19:18			Foul	8 - KORETOMO Keisuke (P1,T1)	12:59	14-8	10 - van der LINDEN G.J.	2 Pt. in the paint	
19:04	2-2	12 - JANSSENS Koen	2 Pt. in the paint		12:59		10 - van der LINDEN G.J.	Assist	
19:04		10 - van der LINDEN G.J.	Assist		12:37		10 - van der LINDEN G.J. (P1,T3)	Foul	
18:52		7 - JEBARI Mustafa	Steal		12:37			Time Out	Japan
18:49			Turnover	14 - OSHIMA Tomohiko	12:37			Free Th. Miss	11 - JIMBO Yasuhiro
18:45			Steal	11 - JIMBO Yasuhiro	12:37	14-9		Free Th. MADE	11 - JIMBO Yasuhiro
18:42		12 - JANSSENS Koen	Turnover		12:25		7 - JEBARI Mustafa	2 Pt. Miss	
18:29			2 Pt. Miss	14 - OSHIMA Tomohiko	12:23			Defens.Rebound	6 - MIYAKE Katsumi
18:17			2 Pt. Miss	6 - MIYAKE Katsumi	12:02	14-11		2 Pt. in the paint	6 - MIYAKE Katsumi
18:14		7 - JEBARI Mustafa	Block Shot		11:40	16-11	12 - JANSSENS Koen	2 Pt. MADE	
18:11		6 - de ROOIJ Anton	Defens.Rebound		11:17	16-14		3 Pt. MADE	8 - KORETOMO Keisuke
18:08		Netherlands	Fast Break		11:17			Assist	6 - MIYAKE Katsumi
18:05	4-2	9 - de GOEDE Frank	2 Pt. in the paint		11:02		12 - JANSSENS Koen	2 Pt. Miss	
18:05		10 - van der LINDEN G.J.	Assist		10:59		7 - JEBARI Mustafa	Offens.Rebound	
17:56	4-4		2 Pt. in the paint	10 - IWANO Hiroshi	10:59		7 - JEBARI Mustafa	2 Pt. Miss	
17:54			Foul	10 - IWANO Hiroshi (P1,T2)	10:56			Defens.Rebound	14 - OSHIMA Tomohiko
17:43		12 - JANSSENS Koen	2 Pt. Miss		10:43			3 Pt. Miss	6 - MIYAKE Katsumi
17:42		12 - JANSSENS Koen	Offens.Rebound		10:30			Foul	10 - IWANO Hiroshi (P2,T5)
17:39		12 - JANSSENS Koen	Turnover		10:30			Player OUT	10 - IWANO Hiroshi
17:31			Turnover	14 - OSHIMA Tomohiko	10:30			Player IN	12 - KYOYA Kazuyuki
17:22			Foul	14 - OSHIMA Tomohiko (P1,T3)	10:26	19-14	10 - van der LINDEN G.J.	3 Pt. MADE	
17:22	5-4	7 - JEBARI Mustafa	Free Th. Miss		10:10		6 - de ROOIJ Anton (P1,T4)	Foul	
17:22		7 - JEBARI Mustafa	Free Th. MADE		10:10			Free Th. Miss	14 - OSHIMA Tomohiko
17:18			Turnover	14 - OSHIMA Tomohiko	10:10	19-15		Free Th. MADE	14 - OSHIMA Tomohiko
17:15		10 - van der LINDEN G.J.	2 Pt. Miss		9:57			2 Pt. Miss	
17:13			Defens.Rebound	11 - JIMBO Yasuhiro	9:55		9 - de GOEDE Frank	Defens.Rebound	8 - KORETOMO Keisuke
16:50		9 - de GOEDE Frank (P1,T1)	Foul		9:43		6 - de ROOIJ Anton (P2,T5)	Foul	
16:50			Free Th. Miss	8 - KORETOMO Keisuke	9:43		9 - de GOEDE Frank	Player OUT	
16:50			Free Th. Miss	8 - KORETOMO Keisuke	9:43		15 - van der WERF K.	Player IN	
16:49		10 - van der LINDEN G.J.	Defens.Rebound		9:43		7 - JEBARI Mustafa	Player OUT	
16:28			Steal	14 - OSHIMA Tomohiko	9:43		5 - DETTMER Ruud	Player IN	
16:25		10 - van der LINDEN G.J.	Turnover		9:36	19-17		2 Pt. MADE	6 - MIYAKE Katsumi
16:06			2 Pt. Miss	11 - JIMBO Yasuhiro	9:23			Foul	11 - JIMBO Yasuhiro (P1,T6)
16:03		7 - JEBARI Mustafa	Defens.Rebound		9:23		10 - van der LINDEN G.J.	Free Th. Miss	
16:00		7 - JEBARI Mustafa	Turnover		9:23		10 - van der LINDEN G.J.	Free Th. Miss	
15:42			2 Pt. Miss	6 - MIYAKE Katsumi	9:21			Defens.Rebound	8 - KORETOMO Keisuke
15:25			2 Pt. Miss	11 - JIMBO Yasuhiro	9:11			2 Pt. Miss	8 - KORETOMO Keisuke
15:23			Technical Foul	14 - OSHIMA Tomohiko (P2,T4)	9:09		5 - DETTMER Ruud	Defens.Rebound	
15:23		10 - van der LINDEN G.J.	Free Th. Miss		8:59	21-17	15 - van der WERF K.	2 Pt. in the paint	
15:23		10 - van der LINDEN G.J.	Free Th. Miss		8:59		10 - van der LINDEN G.J.	Assist	
15:21			Defens.Rebound	11 - JIMBO Yasuhiro	8:39	21-19		2 Pt. in the paint	14 - OSHIMA Tomohiko

Wheelchair Basketball

MEN

PRELIMINARY GROUP B

PLAY BY PLAY



FRI 20 OCT 2000

SYDNEY SUPERDOME

Time	Score	Netherlands	Action	Japan	Time	Score	Netherlands	Action	Japan	Wheelchair Basketball
8:28		10 - van der LINDEN G.J.	Turnover		20:00		Player IN		14 - OSHIMA Tomohiko	Wheelchair Basketball
8:28		10 - van der LINDEN G.J. (P2,T6)	Foul		20:00	5 - DETTMER Ruud	Player IN			Wheelchair Basketball
8:10		12 - JANSENS Koen	Steal		20:00	6 - de ROOIJ Anton	Player IN			Wheelchair Basketball
8:09			Turnover	14 - OSHIMA Tomohiko	20:00	10 - van der LINDEN G.J.	Player IN			Wheelchair Basketball
8:09			Foul	8 - KORETOMO Keisuke (P2,T7)	20:00	12 - JANSENS Koen	Player IN			Wheelchair Basketball
8:01	23-19	6 - de ROOIJ Anton	2 Pt. MADE		20:00	15 - van der WERF K.	Player IN			Wheelchair Basketball
7:40			3 Pt. Miss	6 - MIYAKE Katsumi	19:48		Turnover		10 - IWANO Hiroshi	Wheelchair Basketball
7:36		15 - van der WERF K.	Defens.Rebound		19:35	10 - van der LINDEN G.J.	2 Pt. Miss			Wheelchair Basketball
7:21		12 - JANSENS Koen	2 Pt. Miss		19:32	15 - van der WERF K.	Offens.Rebound			Wheelchair Basketball
7:19		12 - JANSENS Koen	Offens.Rebound		19:29	35-26 12 - JANSENS Koen	2 Pt. in the paint			Wheelchair Basketball
7:16	25-19	12 - JANSENS Koen	2 Pt. in the paint		19:29	15 - van der WERF K.	Assist			Wheelchair Basketball
6:57			2 Pt. Miss	6 - MIYAKE Katsumi	19:06		2 Pt. Miss	6 - MIYAKE Katsumi		Wheelchair Basketball
6:54		12 - JANSENS Koen	Defens.Rebound		19:02	10 - van der LINDEN G.J.	Defens.Rebound			Wheelchair Basketball
6:28		15 - van der WERF K.	Turnover		18:42	6 - de ROOIJ Anton	2 Pt. Miss			Wheelchair Basketball
6:20			Time Out	Japan	18:38		Defens.Rebound	14 - OSHIMA Tomohiko		Wheelchair Basketball
6:20			2 Pt. Miss	14 - OSHIMA Tomohiko	18:27		2 Pt. Miss	10 - IWANO Hiroshi		Wheelchair Basketball
6:16		10 - van der LINDEN G.J.	Defens.Rebound		18:25	6 - de ROOIJ Anton	Defens.Rebound			Wheelchair Basketball
6:10		12 - JANSENS Koen	2 Pt. Miss		18:19	Netherlands	Fast Break			Wheelchair Basketball
6:08			Defens.Rebound	6 - MIYAKE Katsumi	18:17	37-26 10 - van der LINDEN G.J.	2 Pt. in the paint			Wheelchair Basketball
6:04		15 - van der WERF K. (P1,T7)	Foul		18:17	12 - JANSENS Koen	Assist			Wheelchair Basketball
5:49		5 - DETTMER Ruud (P1,T8)	Foul		17:51		2 Pt. Miss	14 - OSHIMA Tomohiko		Wheelchair Basketball
5:49	25-20		Free Th. MADE	6 - MIYAKE Katsumi	17:48	5 - DETTMER Ruud	Defens.Rebound			Wheelchair Basketball
5:49	25-21		Free Th. MADE	6 - MIYAKE Katsumi	17:27	5 - DETTMER Ruud	2 Pt. Miss			Wheelchair Basketball
5:47		10 - van der LINDEN G.J.	Turnover		17:24	5 - DETTMER Ruud	Offens.Rebound			Wheelchair Basketball
5:40	25-23		2 Pt. MADE	8 - KORETOMO Keisuke	17:21	12 - JANSENS Koen	2 Pt. Miss			Wheelchair Basketball
5:15	27-23	12 - JANSENS Koen	2 Pt. in the paint		17:18	6 - de ROOIJ Anton	Offens.Rebound			Wheelchair Basketball
4:51			2 Pt. Miss	11 - JIMBO Yasuhiro	17:15		Steal	8 - KORETOMO Keisuke		Wheelchair Basketball
4:48		12 - JANSENS Koen	Defens.Rebound		17:12	6 - de ROOIJ Anton	Turnover			Wheelchair Basketball
4:40		12 - JANSENS Koen (P1,T9)	Offensive Foul		17:10		2 Pt. Miss	10 - IWANO Hiroshi		Wheelchair Basketball
4:40		12 - JANSENS Koen	Turnover		17:08	5 - DETTMER Ruud	Defens.Rebound			Wheelchair Basketball
4:23			2 Pt. Miss	6 - MIYAKE Katsumi	16:58	5 - DETTMER Ruud	2 Pt. Miss			Wheelchair Basketball
4:20		10 - van der LINDEN G.J.	Defens.Rebound		16:55		Defens.Rebound	11 - JIMBO Yasuhiro		Wheelchair Basketball
4:04	29-23	15 - van der WERF K.	2 Pt. in the paint		16:41		Turnover	6 - MIYAKE Katsumi		Wheelchair Basketball
4:04		6 - de ROOIJ Anton	Assist		16:14	39-26 12 - JANSENS Koen	2 Pt. MADE			Wheelchair Basketball
3:39			2 Pt. Miss	14 - OSHIMA Tomohiko	15:52		2 Pt. Miss	14 - OSHIMA Tomohiko		Wheelchair Basketball
3:35		6 - de ROOIJ Anton	Defens.Rebound		15:49		Defens.Rebound			Wheelchair Basketball
3:23		12 - JANSENS Koen	2 Pt. Miss		15:32	15 - van der WERF K.	Defens.Rebound			Wheelchair Basketball
3:20		15 - van der WERF K.	Offens.Rebound		15:32	10 - van der LINDEN G.J.	3 Pt. Miss			Wheelchair Basketball
3:18		15 - van der WERF K.	2 Pt. Miss		15:29	5 - DETTMER Ruud	Offens.Rebound			Wheelchair Basketball
3:16			Defens.Rebound	12 - KYOYA Kazuyuki	15:15	41-26 6 - de ROOIJ Anton	2 Pt. MADE			Wheelchair Basketball
3:10		12 - JANSENS Koen (P2,T10)	Foul		15:13		Time Out	Japan		Wheelchair Basketball
3:10			Free Th. Miss	14 - OSHIMA Tomohiko	15:13		Player OUT	6 - MIYAKE Katsumi		Wheelchair Basketball
3:10	29-24		Free Th. MADE	14 - OSHIMA Tomohiko	15:13		Player OUT	8 - KORETOMO Keisuke		Wheelchair Basketball
3:01	31-24	15 - van der WERF K.	2 Pt. in the paint		15:13		Player OUT	10 - IWANO Hiroshi		Wheelchair Basketball
3:01		6 - de ROOIJ Anton	Assist		15:13		Player IN	7 - SASAKI Katsuya		Wheelchair Basketball
2:32			3 Pt. Miss	8 - KORETOMO Keisuke	15:13		Player IN	12 - KYOYA Kazuyuki		Wheelchair Basketball
2:29		10 - van der LINDEN G.J.	Defens.Rebound		15:13		Player IN	15 - OIKAWA Shinpei		Wheelchair Basketball
1:59	33-24	12 - JANSENS Koen	2 Pt. MADE		15:11	10 - van der LINDEN G.J.	Steal			Wheelchair Basketball
1:33		15 - van der WERF K. (P2,T11)	Foul		15:08		Turnover	15 - OIKAWA Shinpei		Wheelchair Basketball
1:33	33-25		Free Th. MADE	14 - OSHIMA Tomohiko	14:58	12 - JANSENS Koen	2 Pt. Miss			Wheelchair Basketball
1:33	33-26		Free Th. MADE	14 - OSHIMA Tomohiko	14:54		Defens.Rebound	14 - OSHIMA Tomohiko		Wheelchair Basketball
1:17		15 - van der WERF K.	2 Pt. Miss		14:37		2 Pt. Miss	15 - OIKAWA Shinpei		Wheelchair Basketball
1:15			Defens.Rebound	11 - JIMBO Yasuhiro	14:34	15 - van der WERF K.	Defens.Rebound			Wheelchair Basketball
1:06			Offensive Foul	14 - OSHIMA Tomohiko (P3,T8)	14:25	Netherlands	Fast Break			Wheelchair Basketball
1:06			Turnover	14 - OSHIMA Tomohiko	14:23	43-26 6 - de ROOIJ Anton	2 Pt. in the paint			Wheelchair Basketball
0:54		10 - van der LINDEN G.J.	3 Pt. Miss		14:23	10 - van der LINDEN G.J.	Assist			Wheelchair Basketball
0:51		6 - de ROOIJ Anton	Offens.Rebound		13:54		Turnover	14 - OSHIMA Tomohiko		Wheelchair Basketball
0:45		12 - JANSENS Koen	2 Pt. Miss		13:47		Foul	12 - KYOYA Kazuyuki (P1,T1)		Wheelchair Basketball
0:43			Defens.Rebound	8 - KORETOMO Keisuke	13:47		Player OUT	7 - SASAKI Katsuya		Wheelchair Basketball
0:27			3 Pt. Miss	6 - MIYAKE Katsumi	13:47		Player OUT	15 - OIKAWA Shinpei		Wheelchair Basketball
0:23		10 - van der LINDEN G.J.	Defens.Rebound		13:47		Player IN	6 - MIYAKE Katsumi		Wheelchair Basketball
0:06		6 - de ROOIJ Anton	2 Pt. Miss		13:39	10 - van der LINDEN G.J.	2 Pt. Miss			Wheelchair Basketball
0:03			Defens.Rebound	14 - OSHIMA Tomohiko	13:38	10 - van der LINDEN G.J.	Offens.Rebound			Wheelchair Basketball
0:00			3 Pt. Miss	12 - KYOYA Kazuyuki	13:35	45-26 15 - van der WERF K.	2 Pt. in the paint			Wheelchair Basketball
20:00			Player IN	6 - MIYAKE Katsumi	13:35	10 - van der LINDEN G.J.	Assist			Wheelchair Basketball
20:00			Player IN	8 - KORETOMO Keisuke	13:18		2 Pt. Miss	12 - KYOYA Kazuyuki		Wheelchair Basketball
20:00			Player IN	10 - IWANO Hiroshi	13:14	15 - van der WERF K.	Defens.Rebound			Wheelchair Basketball
20:00			Player IN	11 - JIMBO Yasuhiro	13:02		Steal	8 - KORETOMO Keisuke		Wheelchair Basketball
					13:02	10 - van der LINDEN G.J.	Turnover			Wheelchair Basketball

MEN PRELIMINARY GROUP B PLAY BY PLAY



FRI 20 OCT 2000

SYDNEY SUPERDOME

Time	Score	Netherlands	Action	Japan	Time	Score	Netherlands	Action	Japan
SECOND HALF					SECOND HALF				
12:46	45-28		2 Pt. in the paint	14 - OSHIMA Tomohiko	4:52			Assist	14 - OSHIMA Tomohiko
12:14		12 - JANSSENS Koen	2 Pt. Miss		4:40		9 - de GOEDE Frank	2 Pt. Miss	
11:59	45-30		2 Pt. in the paint	11 - JIMBO Yasuhiro	4:39			Defens.Rebound	8 - KORETOMO Keisuke
11:51			Foul	11 - JIMBO Yasuhiro (P2,T2)	4:32			2 Pt. Miss	6 - MIYAKE Katsumi
11:39		12 - JANSSENS Koen	2 Pt. Miss		4:28		10 - van der LINDEN G.J.	Defens.Rebound	
11:35			Defens.Rebound	12 - KYOYA Kazuyuki	4:15		6 - de ROOIJ Anton	2 Pt. Miss	
11:17		5 - DETTMER Ruud (P2,T1)	Foul		4:12		12 - JANSSENS Koen	Offens.Rebound	
11:06			2 Pt. Miss	11 - JIMBO Yasuhiro	4:12			Foul	11 - JIMBO Yasuhiro (P3,T4)
11:04		15 - van der WERF K.	Defens.Rebound		4:12		Netherlands	Time Out	
10:50		10 - van der LINDEN G.J.	Turnover		4:12		7 - JEBARI Mustafa	Player OUT	
10:39		5 - DETTMER Ruud (P3,T2)	Foul		4:12		9 - de GOEDE Frank	Player OUT	
10:39		5 - DETTMER Ruud	Player OUT		4:12		5 - DETTMER Ruud	Player IN	
10:39		15 - van der WERF K.	Player OUT		4:12		15 - van der WERF K.	Player IN	
10:39		7 - JEBARI Mustafa	Player IN		4:09		10 - van der LINDEN G.J.	3 Pt. Miss	
10:39		9 - de GOEDE Frank	Player IN		3:46			3 Pt. Miss	8 - KORETOMO Keisuke
10:38		6 - de ROOIJ Anton (P3,T3)	Foul		3:22		5 - DETTMER Ruud	2 Pt. Miss	
10:31			3 Pt. Miss	6 - MIYAKE Katsumi	3:19			Defens.Rebound	8 - KORETOMO Keisuke
10:29		12 - JANSSENS Koen	Defens.Rebound		3:04	51-47		2 Pt. in the paint	6 - MIYAKE Katsumi
10:29			Foul	8 - KORETOMO Keisuke (P3,T3)	3:04			Assist	14 - OSHIMA Tomohiko
10:17		10 - van der LINDEN G.J.	3 Pt. Miss		2:48		15 - van der WERF K.	2 Pt. Miss	
10:13		7 - JEBARI Mustafa	Offens.Rebound		2:45		5 - DETTMER Ruud	Offens.Rebound	
10:02		9 - de GOEDE Frank	2 Pt. Miss		2:36			Foul	11 - JIMBO Yasuhiro (P4,T5)
10:00			Defens.Rebound	11 - JIMBO Yasuhiro	2:31	53-47	12 - JANSSENS Koen	2 Pt. MADE	
9:57			Fast Break	Japan	2:31		10 - van der LINDEN G.J.	Assist	
9:57	45-32		2 Pt. in the paint	8 - KORETOMO Keisuke	2:06	53-49		2 Pt. MADE	8 - KORETOMO Keisuke
9:57			Assist	6 - MIYAKE Katsumi	1:43	55-49	15 - van der WERF K.	2 Pt. in the paint	
9:57		10 - van der LINDEN G.J. (P3,T4)	Foul		1:43		10 - van der LINDEN G.J.	Assist	
9:57	45-33		Free Th. MADE	8 - KORETOMO Keisuke	1:35		10 - van der LINDEN G.J. (P4,T7)	Foul	
9:39	47-33	6 - de ROOIJ Anton	2 Pt. MADE		1:30	55-52		3 Pt. MADE	8 - KORETOMO Keisuke
9:39		10 - van der LINDEN G.J.	Assist		1:30			Assist	11 - JIMBO Yasuhiro
9:12			3 Pt. Miss	6 - MIYAKE Katsumi	1:12	57-52	15 - van der WERF K.	2 Pt. in the paint	
9:08			Offens.Rebound	8 - KORETOMO Keisuke	1:12		10 - van der LINDEN G.J.	Assist	
9:06			2 Pt. Miss	8 - KORETOMO Keisuke	1:05			Offensive Foul	8 - KORETOMO Keisuke (P4,T6)
9:01		9 - de GOEDE Frank (P2,T5)	Foul		1:05			Turnover	8 - KORETOMO Keisuke
8:52			2 Pt. Miss	14 - OSHIMA Tomohiko	0:51			Time Out	Japan
8:49		12 - JANSSENS Koen	Defens.Rebound		0:47			Foul	6 - MIYAKE Katsumi (P1,T7)
8:31		7 - JEBARI Mustafa	2 Pt. Miss		0:47		10 - van der LINDEN G.J.	Free Th. Miss	6 - MIYAKE Katsumi (P2,T8)
8:26			Defens.Rebound	6 - MIYAKE Katsumi	0:47	58-52	10 - van der LINDEN G.J.	Free Th. MADE	
8:24		7 - JEBARI Mustafa	Steal		0:38			3 Pt. Miss	14 - OSHIMA Tomohiko
8:22			Turnover	6 - MIYAKE Katsumi	0:36		12 - JANSSENS Koen	Defens.Rebound	
8:17			Steal	8 - KORETOMO Keisuke	0:34			Foul	12 - KYOYA Kazuyuki (P2,T9)
8:15		12 - JANSSENS Koen	Turnover		0:34			Player OUT	6 - MIYAKE Katsumi
8:09			Fast Break	Japan	0:34			Player OUT	8 - KORETOMO Keisuke
8:07	47-35		2 Pt. in the paint	11 - JIMBO Yasuhiro	0:34			Player IN	7 - SASAKI Katsuya
8:07			Assist	14 - OSHIMA Tomohiko	0:34			Player IN	15 - OIKAWA Shinpei
7:56		6 - de ROOIJ Anton	2 Pt. Miss		0:34		12 - JANSSENS Koen	Free Th. Miss	
7:54			Defens.Rebound	12 - KYOYA Kazuyuki	0:34	59-52	12 - JANSSENS Koen	Free Th. MADE	
7:43	47-37		2 Pt. in the paint	11 - JIMBO Yasuhiro	0:25			3 Pt. Miss	15 - OIKAWA Shinpei
7:43			Assist	8 - KORETOMO Keisuke	0:21		5 - DETTMER Ruud	Defens.Rebound	
7:43		9 - de GOEDE Frank (P3,T6)	Foul		0:21			Foul	14 - OSHIMA Tomohiko (P4,T10)
7:43		Netherlands	Time Out		0:21	60-52	12 - JANSSENS Koen	Free Th. MADE	
7:43	47-38		Free Th. MADE	11 - JIMBO Yasuhiro	0:21		12 - JANSSENS Koen	Free Th. Miss	
7:29	49-38	12 - JANSSENS Koen	2 Pt. in the paint		0:18			Defens.Rebound	15 - OIKAWA Shinpei
7:10	49-40		2 Pt. in the paint	14 - OSHIMA Tomohiko	0:12			3 Pt. Miss	14 - OSHIMA Tomohiko
7:10			Assist	11 - JIMBO Yasuhiro	0:08		12 - JANSSENS Koen	Turnover	
6:53		12 - JANSSENS Koen	2 Pt. Miss		0:05			3 Pt. Miss	15 - OIKAWA Shinpei
6:51			Defens.Rebound	8 - KORETOMO Keisuke	0:02		12 - JANSSENS Koen	Defens.Rebound	
6:22			2 Pt. Miss	11 - JIMBO Yasuhiro	0:01			Foul	14 - OSHIMA Tomohiko (P5,T11)
6:00		6 - de ROOIJ Anton	2 Pt. Miss		0:01			Player OUT	14 - OSHIMA Tomohiko
5:56			Defens.Rebound	11 - JIMBO Yasuhiro	0:01			Player IN	5 - SHINTANI Hirofumi
5:37	49-42		2 Pt. MADE	6 - MIYAKE Katsumi	0:01	61-52	12 - JANSSENS Koen	Free Th. MADE	
5:14	51-42	12 - JANSSENS Koen	2 Pt. in the paint		0:01	62-52	12 - JANSSENS Koen	Free Th. MADE	
5:14		7 - JEBARI Mustafa	Assist		0:00			END OF PERIOD	
4:52	51-45		3 Pt. MADE	8 - KORETOMO Keisuke					

Wheelchair Basketball

Wheelchair Basketball

Wheelchair Basketball

Wheelchair Basketball

PRNWB0000004A.00073 00102010:59V020

MEN PRELIMINARY GROUP B MATCH RESULTS



FRI 20 OCT 2000

SYDNEY SUPERDOME

Match No: 7

NED 62 vs 52 JPN

Start Time: 9:30

Attendance: 4861

Referees: GONZALES Anthony (USA)
CHUNG Hak Mo (KOR)

CAMPOS PERIS Sergio (ESP)

Scoring by 5 min intervals:	NED	JPN	1.HF				2.HF			
			7	19	27	33	41	45	51	62
			6	15	23	26	26	30	42	52

Netherlands (NED)

No.	Name	MIN	PTS	Field Goals		2 Points		3 Points		Free Throws		Rebounds			AS	ST	TO	BS	PF
				M/A	%	M/A	%	M/A	%	M/A	%	OR	DR	TOT					
4	OOSTERBOSCH Mario																		
5	DETTMER Ruud	23:16		0/3	0.0	0/3	0.0					3	4	7					3
* 6	de ROOIJ Anton	40:00	12	6/11	54.5	6/11	54.5					2	3	5	2		1		3
* 7	JEBARI Mustafa	16:44	1	0/3	0.0	0/3	0.0			1/2	50.0	2	3	5	1	2	2	1	1
8	van GENT Arie																		
* 9	de GOEDE Frank	16:44	4	2/5	40.0	2/5	40.0												3
* 10	van der LINDEN Gert Jan	40:00	6	2/9	22.2	1/4	25.0	1/5	20.0	1/6	16.7	1	7	8	12	1	5		4
11	't LAM Wim																		
* 12	JANSENS Koen	40:00	27	11/22	50.0	10/21	47.6	1/1	100.0	4/6	66.7	3	6	9	1	1	5		2
13	MARTENS Rene																		
14	van de BUNTE Kees																		
15	van der WERF Kornelis	23:16	12	6/9	66.7	6/9	66.7					2	5	7	1		1		2
Team Coach																			
TOTALS			62	27/62	43.5	25/56	44.6	2/6	33.3	6/14	42.9	13	28	41	17	4	14	1	18
Coach		VERHEUVEL Rob																	
Assistant Coach		VERGOOSSEN Luc																	

Japan (JPN)

No.	Name	MIN	PTS	Field Goals		2 Points		3 Points		Free Throws		Rebounds			AS	ST	TO	BS	PF
				M/A	%	M/A	%	M/A	%	M/A	%	OR	DR	TOT					
4	NEGI Shinji																		
5	SHINTANI Hirofumi	00:01																	
* 6	MIYAKE Katsumi	38:00	12	5/19	26.3	5/13	38.5	0/6	0.0	2/2	100.0	3	3	3	2	1	2		2
7	SASAKI Katsuya	02:00																	
* 8	KORETOMO Keisuke	38:00	16	6/10	60.0	3/5	60.0	3/5	60.0	1/3	33.3	1	6	7	4	3	1		4
9	SUGASAWA Takao																		
* 10	IWANO Hiroshi	14:17	2	1/3	33.3	1/3	33.3										1		2
* 11	JIMBO Yasuhiro	40:00	8	3/8	37.5	3/8	37.5			2/3	66.7	6	6	6	2	1			4
12	KYOYA Kazuyuki	25:43		0/2	0.0	0/1	0.0	0/1	0.0			3	3	3					2
13	ISHIHARA Masaharu																		
* 14	OSHIMA Tomohiko	39:59	14	5/13	38.5	5/11	45.5	0/2	0.0	4/6	66.7	1	4	5	3	1	6		5
15	OIKAWA Shinpei	02:00		0/3	0.0	0/1	0.0	0/2	0.0			1	1	1			1		
Team Coach																			
TOTALS			52	20/58	34.5	17/42	40.5	3/16	18.8	9/14	64.3	2	23	25	11	6	11		19
Coach		KOTAKI Osamu																	
Assistant Coach		OGAWA Tomoki																	
		SAITO Nobuaki																	

	NED	JPN		NED	JPN
Points from Turnovers:	10	8	Points in the Paint:	32	26
Biggest Lead:	19 (45-26)	2 (2-0)	Biggest Scoring Run:	16-2 (45-26)	12-2 (38-47)
Second Chance Points:	10	2	Fast Break Points:	8	6
Lead Changes:	3		Times Tied:	2	

Legend:

MIN : Minutes Played **M/A** : Made/Attempts **%** : Shooting Percentage **OR** : Offensive Rebounds
DR : Defensive Rebounds **TOT** : Total Rebounds **AS** : Assist **ST** : Steals
TO : Turnovers **BS** : Blocked Shots **PF** : Fouls **PTS** : Points
HF : Half of Time **OT** : Over Time * : Starting/Initial

PRNWB0000004B.00084A 00102011:00V01O

Netherlands (NED)

After 2 Matches

No.	Name	G	MIN	MPG	PTS	PPG	Field Goals		2 Points		3 Points		Free Throws		Rebounds			AS	ST	TO	BS	PF	
							M/A	%	M/A	%	M/A	%	M/A	%	OR	DR	TOT						
4	OOSTERBOSCH Mario	2	7:48	3:54	4	2.0	2/3	66.7	2/3	66.7					1	2	3			1	1	2	
5	DETTMER Ruud	2	36:49	18:24	2	1.0	1/7	14.3	1/7	14.3					3	5	8	2				1	3
6	de ROOIJ Anton	2	64:57	32:28	12	6.0	6/14	42.9	6/14	42.9			0/2	0.0	2	4	6	3			2		7
7	JEBARI Mustafa	2	45:19	22:39	15	7.5	6/14	42.9	6/14	42.9			3/8	37.5	4	6	10	3	6	7	1	1	4
8	van GENT Arie	1	15:03	15:03																			2
9	de GOEDE Frank	2	33:01	16:30	12	6.0	6/11	54.5	6/11	54.5												1	6
10	van der LINDEN Gert Jan	2	70:21	35:10	18	9.0	6/18	33.3	5/10	50.0	1/8	12.5	5/10	50.0	4	11	15	22	2	6			5
11	't LAM Wim	1	8:16	8:16	4	4.0	2/4	50.0	2/4	50.0			0/1	0.0	1	2	3				1	1	1
12	JANSENS Koen	2	68:07	34:03	57	28.5	24/45	53.3	23/44	52.3	1/1	100.0	8/12	66.7	8	16	24	4	7	9			4
13	MARTENS Rene	1	10:10	10:10	2	2.0	1/3	33.3	1/2	50.0	0/1	0.0				1	1			1	1		4
14	van de BUNTE Kees																						
15	van der WERF Kornelis	2	40:09	20:04	19	9.5	9/13	69.2	9/13	69.2			1/2	50.0	2	9	11	2			4		5
Team/Coach																							
TOTALS					145	72.5	63/132	47.7	61/122	50.0	2/10	20.0	17/35	48.6	25	56	81	36	16	31	5	43	
OPPONENTS					100	50.0	40/112	35.7	35/90	38.9	5/22	22.7	15/33	45.5	10	46	56	24	10	42	1	44	

AVERAGES PER GAME

	NED	OPPONENTS
Points from Turnovers	30	20
Points in the Paint	96	42
Second Chance Points	24	10
Fast Break Points	22	8

	NED	OPPONENTS
Total Field Goals Made	31.5	20.0
2 Points Field Goals Made	30.5	17.5
3 Points Field Goals Made	1.0	2.5
Free Throws Made	8.5	7.5
Offensive Rebounds	12.5	5.0
Deffensive Rebounds	28.0	23.0
Total Rebounds	40.5	28.0
Assists	18.0	12.0
Steals	8.0	5.0
Turnovers	15.5	21.0
Blocked Shots	2.5	0.5
Fouls	21.5	22.0
Points from Turnovers	15.0	10.0
Points in the Paint	48.0	21.0
Second Chance Points	12.0	5.0
Fast Break Points	11.0	4.0

Legend:

G : Games Played	MIN : Minutes Played	MPG : Minutes Played per Game	PTS : Points
PPG : Points per Game	M/A : Made/Attempts	% : Shooting Percentage	OR : Offensive Rebounds
DR : Defensive Rebounds	TOT : Total Rebounds	AS : Assists	ST : Steals
TO : Turnovers	BS : Blocked Shots	PF : Fouls	

PRNWB0000004C.00084A 00102011:01V01O

Japan (JPN)

After 2 Matches

No.	Name	G	MIN	MPG	PTS	PPG	Field Goals		2 Points		3 Points		Free Throws		Rebounds			AS	ST	TO	BS	PF
							M/A	%	M/A	%	M/A	%	M/A	%	OR	DR	TOT					
4	NEGI Shinji																					
5	SHINTANI Hirofumi	2	12:00	6:00			0/2	0.0	0/1	0.0	0/1	0.0			1		1					
6	MIYAKE Katsumi	2	72:13	36:06	21	10.5	9/37	24.3	8/27	29.6	1/10	10.0	2/2	100.0	2	7	9	2	1	4	6	
7	SASAKI Katsuya	2	7:47	3:53																1	1	
8	KORETOMO Keisuke	2	72:13	36:06	20	10.0	7/22	31.8	4/13	30.8	3/9	33.3	3/6	50.0	3	8	11	7	5	7	7	
9	SUGASAWA Takao	1	4:51	4:51			0/4	0.0	0/3	0.0	0/1	0.0										
10	IWANO Hiroshi	2	34:55	17:27	4	2.0	2/5	40.0	2/5	40.0			0/2	0.0	1	2	3			1	4	
11	JIMBO Yasuhiro	2	80:00	40:00	19	9.5	7/17	41.2	7/17	41.2			5/9	55.6	2	9	11	2	3	2	8	
12	KYOYA Kazuyuki	2	45:05	22:32			0/2	0.0	0/1	0.0	0/1	0.0				4	4			1	2	
13	ISHIHARA Masaharu																					
14	OSHIMA Tomohiko	2	68:00	34:00	24	12.0	9/25	36.0	9/23	39.1	0/2	0.0	6/11	54.5	4	9	13	5	2	7	10	
15	OIKAWA Shinpei	2	2:56	1:28			0/4	0.0	0/2	0.0	0/2	0.0			1	1				1		
Team/Coach																						
TOTALS					88	44.0	34/118	28.8	30/92	32.6	4/26	15.4	16/30	53.3	13	40	53	16	11	24	1	38
OPPONENTS					126	63.0	54/116	46.6	52/107	48.6	2/9	22.2	16/33	48.5	23	61	84	35	10	29	2	37

AVERAGES PER GAME

	JPN	OPPONENTS
Points from Turnovers	18	26
Points in the Paint	44	78
Second Chance Points	4	22
Fast Break Points	12	24

	JPN	OPPONENTS
Total Field Goals Made	17.0	27.0
2 Points Field Goals Made	15.0	26.0
3 Points Field Goals Made	2.0	1.0
Free Throws Made	8.0	8.0
Offensive Rebounds	6.5	11.5
Deffensive Rebounds	20.0	30.5
Total Rebounds	26.5	42.0
Assists	8.0	17.5
Steals	5.5	5.0
Turnovers	12.0	14.5
Blocked Shots	0.5	1.0
Fouls	19.0	18.5
Points from Turnovers	9.0	13.0
Points in the Paint	22.0	39.0
Second Chance Points	2.0	11.0
Fast Break Points	6.0	12.0

Legend:

G : Games Played	MIN : Minutes Played	MPG : Minutes Played per Game	PTS : Points
PPG : Points per Game	M/A : Made/Attempts	% : Shooting Percentage	OR : Offensive Rebounds
DR : Defensive Rebounds	TOT : Total Rebounds	AS : Assists	ST : Steals
TO : Turnovers	BS : Blocked Shots	PF : Fouls	

PRNWB0000004D.00051 00102013:32V020

Match No: 9

USA vs GBR

Start Time: 14:15

Referees: OTTO Jorg-ulich (GER)
VLUG Theodorus (NED)

TSOUNTSOURAS Spiridon (GRE)

United States of America (USA)

No.	Name	Class Points	Age	PPG	FG%	3FG%	FT%	RPG	APG	MPG
4	STUMP Jana Ashley	1.5	25							
5	CISNEROS Particia	2.0	22							
6	RODRIGUEZ Alma	3.0	33							
7	THOMPSON Ann Walters	1.0	31							
8	HOWITT Jennifer	1.0	18							
9	BRANDENBURG Teresa	1.5	25							
10	TANBERG Bobbi	4.5	31							
11	NIBLEY Miriam	2.0	23							
12	RIPP Christina	2.5	20							
13	JOHNSON Josie (C)	4.5	26							
14	CRAWFORD Janna Lynnette	4.5	25							
15	VERST Amy	4.5	32							
			TEAM	25.9						
Coach		BRASILE Frank								
Assistant Coach		LYKINS Ron			CHYNOWETH Tracy					

Great Britain (GBR)

No.	Name	Class Points	Age	PPG	FG%	3FG%	FT%	RPG	APG	MPG
4	O'DRISCOLL Bernadette	1.0	32							
5	BURRETT Sarah	2.5	16							
6	STRANGE Clare	1.5	21							
7	LARGEN Georgina	3.0	33							
8	WILD Ann (C)	2.5	27							
9	RIDLEY Jenny	1.5	16							
10	BAILLIE Sarah	3.5	32							
11	FOX Jill	2.0	30							
12	JACKSON Anna	4.5	28							
13	SMALL Kristina	4.5	26							
14	VANDERSTEEN Nicola	4.5	40							
15	MacLEAN Caroline	2.0	25							
			TEAM	27.2						
Coach		HUDSON Paul								
Assistant Coach		TARKENTER Malcolm			PAWSON Sue					

Legend:
 (C) : Captain **PR** : Preliminary Round **QF** : Quarterfinal **SF** : Semi-final
PPG : Points Per Game **RPG** : Rebounds per Game **APG** : Assists per Game **MPG** : Minutes Played per Game
FT% : Free Throws % **FG%** : Field Goals % **3FG%** : 3 Points Field Goals %

PRNWB0000004E.00073 00102012:08V010

MEN PRELIMINARY GROUP B MATCH RESULTS



FRI 20 OCT 2000

SYDNEY SUPERDOME

Match No: 8

SWE 17 vs 27 KOR

Start Time: 11:30

Attendance:

Referees: BRIERE Gilles (CAN)
BURFORD Jonathon (USA)

JUNGMANN Hans-Dieter (GER)

FIRST HALF

Scoring by 5 min intervals: **SWE**
KOR

6	8	12	17
6	10	18	27

Sweden (SWE)

No.	Name	MIN	PTS	Field Goals		2 Points		3 Points		Free Throws		Rebounds			AS	ST	TO	BS	PF
				M/A	%	M/A	%	M/A	%	M/A	%	OR	DR	TOT					
* 4	HADARI Hussein	08:00		0/2	0.0	0/1	0.0	0/1	0.0			1		1	1		3		2
5	JAMESON Per	14:16		0/1	0.0	0/1	0.0												1
6	FLENSBURG Daniel																		
* 7	GUSTAVSSON Joachim	09:20	4	2/7	28.6	2/7	28.6					1	3	4		1			1
8	ABLORH Enoch	05:28										1	1	2			3		
* 9	WAPNER Christian	05:44																	
10	BERGLUND Gunnar	07:56	2	1/5	20.0	1/5	20.0					1		1	1		3		2
11	KOHLSTROEM Peter																		
12	AKERBERG Thomas	12:00		0/1	0.0	0/1	0.0					2	1	3	1				2
13	UHLEN Per	14:16	4	2/2	100.0	2/2	100.0					1	1	2	1		2		2
* 14	WEGEBORN Stefan	05:44											1	1	1	1	1		
* 15	ANDERSSON Lars-Gunnar	17:16	7	3/8	37.5	3/8	37.5			1/2	50.0	1	3	4		1	2	1	
Team Coach																			
TOTALS			17	8/26	30.8	8/25	32.0	0/1	0.0	1/2	50.0	8	10	18	5	2	14	1	10
Coach		KARLSSON Kjell																	
Assistant Coach		STAVEGREN Joakim																	

Korea (KOR)

No.	Name	MIN	PTS	Field Goals		2 Points		3 Points		Free Throws		Rebounds			AS	ST	TO	BS	PF
				M/A	%	M/A	%	M/A	%	M/A	%	OR	DR	TOT					
* 4	KIM Ho-Yong	20:00		0/2	0.0	0/2	0.0					2	5	7	1		1		1
5	KIM Jung-Seob																		
* 6	KO Kwang-Yub	20:00	3	1/4	25.0	1/4	25.0			1/2	50.0	1		1	1	1	2		3
7	HAN Jin-Hee																		
* 8	IM Chan-Kuw	20:00	10	4/11	36.4	3/8	37.5	1/3	33.3	1/3	33.3	1	2	3	3	3	2		3
9	PARK Sea-Kyun																		
* 10	HAN Sa-Hyun	20:00	6	3/5	60.0	3/5	60.0					1		1	3		1		1
11	KIM Chul-Soo																		
12	KANG Hee-Joon																		
13	YANG Hun-Mo																		
14	KIM Young-Duk																		
* 15	KIM Ji-Nam	20:00	8	4/6	66.7	4/6	66.7					1	4	5		1	2		
Team Coach																			
TOTALS			27	12/28	42.9	11/25	44.0	1/3	33.3	2/5	40.0	6	11	17	8	5	8		8
Coach		IN-CHUL Shin																	
Assistant Coach																			

	SWE	KOR
Points from Turnovers:	4	16
Biggest Lead:	4 (4-0)	13 (27-14)
Second Chance Points:	2	5
Lead Changes:	1	

	SWE	KOR
Points in the Paint:	10	16
Biggest Scoring Run:	4-0 (4-0)	12-2 (22-12)
Fast Break Points:	2	
Times Tied:	2	

Legend:

MIN : Minutes Played **M/A** : Made/Attempts **%** : Shooting Percentage **OR** : Offensive Rebounds
DR : Defensive Rebounds **TOT** : Total Rebounds **AS** : Assist **ST** : Steals
TO : Turnovers **BS** : Blocked Shots **PF** : Fouls **PTS** : Points
HF : Half of Time **OT** : Over Time * : Starting/Initial

PRNWB0000004F.00069 00102013:16V010

Match No: 8

SWE 57 vs 55 KOR

Start Time: 11:30

Attendance: 10511

Referees: BRIERE Gilles (CAN)
BURFORD Jonathon (USA)

JUNGMANN Hans-Dieter (GER)

Scoring by 5 min intervals:	SWE	KOR	1.HF				2.HF				1.OT
			6	8	12	17	21	27	33	48	57
			6	8	12	17	21	27	33	48	57
			6	10	18	27	30	39	41	48	55

Time	Score	Sweden	Action	Korea	Time	Score	Sweden	Action	Korea
FIRST HALF					FIRST HALF				
20:00		4 - HAIDARI Hussein	Player IN		14:16		4 - HAIDARI Hussein	Player OUT	
20:00		7 - GUSTAVSSON Joachim	Player IN		14:16		12 - AKERBERG Thomas	Player IN	
20:00		9 - WAPNER Christian	Player IN		14:13		15 - ANDERSSON L.G.	2 Pt. Miss	
20:00		14 - WEGEBORN Stefan	Player IN		14:11			Defens.Rebound	4 - KIM Ho-Yong
20:00		15 - ANDERSSON L.G.	Player IN		14:02		7 - GUSTAVSSON Joachim	Steal	
20:00			Player IN	4 - KIM Ho-Yong	13:59			Turnover	6 - KO Kwang-Yub
20:00			Player IN	6 - KO Kwang-Yub	13:29		7 - GUSTAVSSON Joachim	2 Pt. Miss	
20:00			Player IN	8 - IM Chan-Kuw	13:26			Defens.Rebound	15 - KIM Ji-Nam
20:00			Player IN	10 - HAN Sa-Hyun	13:19			Turnover	15 - KIM Ji-Nam
20:00			Player IN	15 - KIM Ji-Nam	13:16		7 - GUSTAVSSON Joachim	2 Pt. Miss	
19:42			Foul	8 - IM Chan-Kuw (P1,T1)	13:13		13 - UHLEN Per	Offens.Rebound	
19:39		7 - GUSTAVSSON Joachim	2 Pt. Miss		13:06		7 - GUSTAVSSON Joachim	2 Pt. Miss	
19:35		15 - ANDERSSON L.G.	Offens.Rebound		13:02			Defens.Rebound	15 - KIM Ji-Nam
19:34	2-0	15 - ANDERSSON L.G.	2 Pt. in the paint		12:56			Offensive Foul	8 - IM Chan-Kuw (P3,T5)
19:23		15 - ANDERSSON L.G.	Steal		12:56			Turnover	8 - IM Chan-Kuw
19:20			Turnover	4 - KIM Ho-Yong	12:56		7 - GUSTAVSSON Joachim	Player OUT	
18:51	4-0	7 - GUSTAVSSON Joachim	2 Pt. in the paint		12:56		10 - BERGLUND Gunnar	Player IN	
18:51		14 - WEGEBORN Stefan	Assist		12:46		10 - BERGLUND Gunnar	2 Pt. Miss	
18:42		4 - HAIDARI Hussein (P1,T1)	Foul		12:44			Defens.Rebound	15 - KIM Ji-Nam
18:33		4 - HAIDARI Hussein (P2,T2)	Foul		12:38			2 Pt. Miss	8 - IM Chan-Kuw
18:25			Offensive Foul	8 - IM Chan-Kuw (P2,T2)	12:36			Offens.Rebound	4 - KIM Ho-Yong
18:25			Turnover	8 - IM Chan-Kuw	12:36			2 Pt. Miss	4 - KIM Ho-Yong
18:09			Steal	8 - IM Chan-Kuw	12:33			Offens.Rebound	10 - HAN Sa-Hyun
18:08		4 - HAIDARI Hussein	Turnover		12:26			2 Pt. Miss	8 - IM Chan-Kuw
18:03			2 Pt. Miss	8 - IM Chan-Kuw	12:23		15 - ANDERSSON L.G.	Defens.Rebound	
18:02			Offens.Rebound	8 - IM Chan-Kuw	12:17		10 - BERGLUND Gunnar	Turnover	
17:59	4-2		2 Pt. in the paint	15 - KIM Ji-Nam	12:04	6-10		2 Pt. in the paint	8 - IM Chan-Kuw
17:59			Assist	8 - IM Chan-Kuw	12:04			Assist	6 - KO Kwang-Yub
17:45	6-2	7 - GUSTAVSSON Joachim	2 Pt. MADE		11:45	8-10	10 - BERGLUND Gunnar	2 Pt. MADE	
17:21	6-4		2 Pt. in the paint	10 - HAN Sa-Hyun	11:27		10 - BERGLUND Gunnar (P1,T3)	Foul	
17:21			Assist	8 - IM Chan-Kuw	11:25			2 Pt. Miss	15 - KIM Ji-Nam
17:05		4 - HAIDARI Hussein	Turnover		11:19			Offens.Rebound	4 - KIM Ho-Yong
16:59			Offensive Foul	6 - KO Kwang-Yub (P1,T3)	11:16			2 Pt. Miss	6 - KO Kwang-Yub
16:59			Turnover	6 - KO Kwang-Yub	11:14			Offens.Rebound	6 - KO Kwang-Yub
16:43		4 - HAIDARI Hussein	2 Pt. Miss		11:03			2 Pt. Miss	8 - IM Chan-Kuw
16:41			Defens.Rebound	4 - KIM Ho-Yong	11:00		13 - UHLEN Per	Defens.Rebound	
16:18	6-6		2 Pt. in the paint	10 - HAN Sa-Hyun	10:40		10 - BERGLUND Gunnar	2 Pt. Miss	
15:46		15 - ANDERSSON L.G.	2 Pt. Miss		10:37			Defens.Rebound	8 - IM Chan-Kuw
15:44		4 - HAIDARI Hussein	Offens.Rebound		10:28			2 Pt. Miss	10 - HAN Sa-Hyun
15:40		7 - GUSTAVSSON Joachim	2 Pt. Miss		10:27		15 - ANDERSSON L.G.	Block Shot	
15:37		7 - GUSTAVSSON Joachim	Offens.Rebound		10:11		15 - ANDERSSON L.G.	2 Pt. Miss	
15:30		15 - ANDERSSON L.G.	2 Pt. Miss		10:07		12 - AKERBERG Thomas	Offens.Rebound	
15:28			Defens.Rebound	4 - KIM Ho-Yong	10:05		15 - ANDERSSON L.G.	2 Pt. Miss	
15:22			Turnover	15 - KIM Ji-Nam	10:02			Defens.Rebound	8 - IM Chan-Kuw
15:12		4 - HAIDARI Hussein	3 Pt. Miss		9:59			Offensive Foul	10 - HAN Sa-Hyun (P1,T6)
15:08			Defens.Rebound	15 - KIM Ji-Nam	9:59			Turnover	10 - HAN Sa-Hyun
14:45			2 Pt. Miss	10 - HAN Sa-Hyun	9:59			Time Out	Korea
14:42		14 - WEGEBORN Stefan	Defens.Rebound		9:44	10-10	13 - UHLEN Per	2 Pt. MADE	
14:37			Steal	6 - KO Kwang-Yub	9:44		10 - BERGLUND Gunnar	Assist	
14:36		14 - WEGEBORN Stefan	Turnover		9:17			2 Pt. Miss	6 - KO Kwang-Yub
14:30	6-8		2 Pt. in the paint	15 - KIM Ji-Nam	9:14		15 - ANDERSSON L.G.	Defens.Rebound	
14:30			Assist	4 - KIM Ho-Yong	8:57		13 - UHLEN Per	Turnover	
14:16			Foul	6 - KO Kwang-Yub (P2,T4)	8:34	10-12		2 Pt. in the paint	15 - KIM Ji-Nam
14:16		14 - WEGEBORN Stefan	Player OUT		8:34			Assist	10 - HAN Sa-Hyun
14:16		9 - WAPNER Christian	Player OUT		8:19		10 - BERGLUND Gunnar	2 Pt. Miss	
14:16		13 - UHLEN Per	Player IN		8:17		10 - BERGLUND Gunnar	Offens.Rebound	
14:16		5 - JAMESON Per	Player IN		8:15		10 - BERGLUND Gunnar	2 Pt. Miss	

Wheelchair Basketball

MEN PRELIMINARY GROUP B PLAY BY PLAY



FRI 20 OCT 2000

SYDNEY SUPERDOME

Time	Score	Sweden	Action	Korea	Time	Score	Sweden	Action	Korea
FIRST HALF					FIRST HALF				
8:12			Defens.Rebound	4 - KIM Ho-Yong	0:09	17-27	15 - ANDERSSON L.G.	2 Pt. in the paint	
7:58	10-14		2 Pt. in the paint	15 - KIM Ji-Nam	0:09		4 - HAIDARI Hussein	Assist	
7:58			Assist	10 - HAN Sa-Hyun	0:02			3 Pt. Miss	8 - IM Chan-Kuw
7:44		10 - BERGLUND Gunnar (P2,T4)	Offensive Foul		0:00		7 - GUSTAVSSON Joachim	Defens.Rebound	
7:44		10 - BERGLUND Gunnar	Turnover		SECOND HALF				
7:44		15 - ANDERSSON L.G.	Player OUT		20:00			Player IN	4 - KIM Ho-Yong
7:44		8 - ABLORH Enoch	Player IN		20:00			Player IN	6 - KO Kwang-Yub
7:31	10-16		2 Pt. MADE	10 - HAN Sa-Hyun	20:00			Player IN	8 - IM Chan-Kuw
6:55		10 - BERGLUND Gunnar	Turnover		20:00			Player IN	10 - HAN Sa-Hyun
6:39		12 - AKERBERG Thomas (P1,T5)	Foul		20:00			Player IN	15 - KIM Ji-Nam
6:32		5 - JAMESON Per (P1,T6)	Foul		20:00		7 - GUSTAVSSON Joachim	Player IN	
6:04			2 Pt. Miss	4 - KIM Ho-Yong	20:00		9 - WAPNER Christian	Player IN	
6:01		8 - ABLORH Enoch	Defens.Rebound		20:00		12 - AKERBERG Thomas	Player IN	
5:50	12-16	13 - UHLEN Per	2 Pt. in the paint		20:00		14 - WEGEBORN Stefan	Player IN	
5:50		12 - AKERBERG Thomas	Assist		20:00		15 - ANDERSSON L.G.	Player IN	
5:21	12-18		2 Pt. MADE	6 - KO Kwang-Yub	19:45		15 - ANDERSSON L.G.	2 Pt. Miss	
5:21			Assist	8 - IM Chan-Kuw	19:44			Defens.Rebound	15 - KIM Ji-Nam
5:05			Steal	15 - KIM Ji-Nam	19:36		12 - AKERBERG Thomas	Steal	
5:05		13 - UHLEN Per	Turnover		19:34			Turnover	8 - IM Chan-Kuw
5:05		12 - AKERBERG Thomas (P2,T7)	Foul		19:21	19-27	14 - WEGEBORN Stefan	2 Pt. in the paint	
5:05		Sweden	Time Out		19:21		7 - GUSTAVSSON Joachim	Assist	
5:00		10 - BERGLUND Gunnar	Player OUT		19:06			2 Pt. Miss	4 - KIM Ho-Yong
5:00		15 - ANDERSSON L.G.	Player IN		19:02		15 - ANDERSSON L.G.	Defens.Rebound	
4:47		8 - ABLORH Enoch	Turnover		18:54		14 - WEGEBORN Stefan	2 Pt. Miss	
4:43		13 - UHLEN Per (P1,T8)	Foul		18:49			Defens.Rebound	4 - KIM Ho-Yong
4:43			Free Th. Miss	6 - KO Kwang-Yub	18:45		15 - ANDERSSON L.G. (P1,T1)	Foul	
4:43	12-19		Free Th. MADE	6 - KO Kwang-Yub	18:45			Free Th. Miss	6 - KO Kwang-Yub
4:12		8 - ABLORH Enoch	Turnover		18:45	19-28		Free Th. MADE	6 - KO Kwang-Yub
4:07			Steal	8 - IM Chan-Kuw	18:30	21-28	14 - WEGEBORN Stefan	2 Pt. MADE	
4:05			2 Pt. Miss	15 - KIM Ji-Nam	18:10			2 Pt. Miss	8 - IM Chan-Kuw
4:02		15 - ANDERSSON L.G.	Defens.Rebound		18:08		15 - ANDERSSON L.G.	Defens.Rebound	
3:45		5 - JAMESON Per	2 Pt. Miss		17:50		15 - ANDERSSON L.G.	2 Pt. Miss	
3:42		12 - AKERBERG Thomas	Offens.Rebound		17:47			Defens.Rebound	8 - IM Chan-Kuw
3:40		12 - AKERBERG Thomas	2 Pt. Miss		17:24	21-30		2 Pt. in the paint	10 - HAN Sa-Hyun
3:37		8 - ABLORH Enoch	Offens.Rebound		16:52		9 - WAPNER Christian	2 Pt. Miss	
3:27		15 - ANDERSSON L.G.	Turnover		16:49			Defens.Rebound	6 - KO Kwang-Yub
3:05			2 Pt. Miss	6 - KO Kwang-Yub	16:43			Turnover	10 - HAN Sa-Hyun
3:02		12 - AKERBERG Thomas	Defens.Rebound		16:43		7 - GUSTAVSSON Joachim	Player OUT	
2:51		8 - ABLORH Enoch	Turnover		16:31		10 - BERGLUND Gunnar	Player IN	
2:39			2 Pt. Miss	8 - IM Chan-Kuw	16:13		10 - BERGLUND Gunnar	Turnover	
2:33			Offens.Rebound	15 - KIM Ji-Nam	16:10			2 Pt. Miss	10 - HAN Sa-Hyun
2:29	12-22		3 Pt. MADE	8 - IM Chan-Kuw	16:10			Offens.Rebound	6 - KO Kwang-Yub
2:29			Assist	10 - HAN Sa-Hyun	15:59			2 Pt. Miss	6 - KO Kwang-Yub
2:16			Foul	4 - KIM Ho-Yong (P1,T7)	15:56			Offens.Rebound	8 - IM Chan-Kuw
2:16		8 - ABLORH Enoch	Player OUT		15:53			Turnover	8 - IM Chan-Kuw
2:16		12 - AKERBERG Thomas	Player OUT		15:51		9 - WAPNER Christian (P1,T2)	Offensive Foul	
2:16		7 - GUSTAVSSON Joachim	Player IN		15:51		9 - WAPNER Christian	Turnover	
2:16		4 - HAIDARI Hussein	Player IN		15:24		14 - WEGEBORN Stefan (P1,T3)	Foul	
2:02	14-22	15 - ANDERSSON L.G.	2 Pt. in the paint		14:55	21-32		2 Pt. in the paint	8 - IM Chan-Kuw
2:02		13 - UHLEN Per	Assist		14:39		15 - ANDERSSON L.G.	2 Pt. Miss	
1:45	14-24		2 Pt. MADE	8 - IM Chan-Kuw	14:36			Defens.Rebound	15 - KIM Ji-Nam
1:28			Steal	8 - IM Chan-Kuw	14:20	21-34		2 Pt. MADE	6 - KO Kwang-Yub
1:27		4 - HAIDARI Hussein	Turnover		14:02	23-34	10 - BERGLUND Gunnar	2 Pt. in the paint	
1:26		13 - UHLEN Per (P2,T9)	Foul		14:02		12 - AKERBERG Thomas	Assist	
1:26			Time Out	Korea	13:37	23-36		2 Pt. in the paint	4 - KIM Ho-Yong
1:26			Free Th. Miss	8 - IM Chan-Kuw	13:10			2 Pt. Miss	
1:26			Free Th. Miss	8 - IM Chan-Kuw	13:08		12 - AKERBERG Thomas	Defens.Rebound	15 - KIM Ji-Nam
1:25		7 - GUSTAVSSON Joachim	Defens.Rebound		12:39	23-38		2 Pt. in the paint	6 - KO Kwang-Yub
1:09		15 - ANDERSSON L.G.	Turnover		12:39		12 - AKERBERG Thomas (P3,T4)	Foul	
0:57	14-26		2 Pt. in the paint	8 - IM Chan-Kuw	12:39		12 - AKERBERG Thomas	Player OUT	
0:57		7 - GUSTAVSSON Joachim (P1,T10)	Foul		12:39		4 - HAIDARI Hussein	Player IN	
0:49	14-27		Free Th. MADE	8 - IM Chan-Kuw	12:39	23-39		Free Th. MADE	6 - KO Kwang-Yub
0:49			Foul	6 - KO Kwang-Yub (P3,T8)	12:18			2 Pt. Miss	
0:49	15-27	15 - ANDERSSON L.G.	Free Th. MADE		12:15		14 - WEGEBORN Stefan	Defens.Rebound	4 - KIM Ho-Yong
0:49		15 - ANDERSSON L.G.	Free Th. Miss		12:12			Steal	
0:47			Defens.Rebound	4 - KIM Ho-Yong	12:11		4 - HAIDARI Hussein	Turnover	4 - KIM Ho-Yong
0:22			3 Pt. Miss	8 - IM Chan-Kuw	11:59	25-39	9 - WAPNER Christian	2 Pt. in the paint	
0:17		7 - GUSTAVSSON Joachim	Defens.Rebound		11:59		4 - HAIDARI Hussein	Assist	
0:11		Sweden	Fast Break		11:34			2 Pt. Miss	10 - HAN Sa-Hyun

Wheelchair Basketball

Wheelchair Basketball

Wheelchair Basketball

Wheelchair Basketball

Time	Score	Sweden	Action	Korea	Time	Score	Sweden	Action	Korea
SECOND HALF					SECOND HALF				
11:30		15 - ANDERSSON L.G.	Defens.Rebound		4:41		15 - ANDERSSON L.G.	Defens.Rebound	
11:30			Foul	15 - KIM Ji-Nam (P1,T1)	4:37		Sweden	Fast Break	
11:30		Sweden	Time Out		4:35	35-41	13 - UHLEN Per	2 Pt. in the paint	
11:23			Foul	10 - HAN Sa-Hyun (P2,T2)	4:35		4 - HAIDARI Hussein	Assist	
11:14		15 - ANDERSSON L.G.	2 Pt. Miss		4:27			2 Pt. Miss	6 - KO Kwang-Yub
11:11		4 - HAIDARI Hussein	Offens.Rebound		4:26		15 - ANDERSSON L.G.	Defens.Rebound	
10:58			Foul	4 - KIM Ho-Yong (P2,T3)	3:59		4 - HAIDARI Hussein	2 Pt. Miss	
10:56	27-39	4 - HAIDARI Hussein	2 Pt. in the paint		3:54	37-41	13 - UHLEN Per	2 Pt. in the paint	
10:56		9 - WAPNER Christian	Assist		3:54		5 - JAMESON Per	Assist	
10:43		14 - WEGEBORN Stefan	Steal		3:40		15 - ANDERSSON L.G.	Steal	
10:42			Turnover	6 - KO Kwang-Yub	3:39			Turnover	15 - KIM Ji-Nam
10:39		14 - WEGEBORN Stefan	Turnover		3:36		Sweden	Fast Break	
10:31			Turnover	10 - HAN Sa-Hyun	3:36	39-41	4 - HAIDARI Hussein	2 Pt. in the paint	
10:23		10 - BERGLUND Gunnar	3 Pt. Miss		3:36			Time Out	Korea
10:19			Defens.Rebound	15 - KIM Ji-Nam	3:23		8 - ABLORH Enoch (P2,T8)	Foul	
10:10			Turnover	15 - KIM Ji-Nam	3:23	39-42		Free Th. MADE	10 - HAN Sa-Hyun
10:10			Time Out	Korea	3:23			Free Th. Miss	10 - HAN Sa-Hyun
9:53	29-39	15 - ANDERSSON L.G.	2 Pt. MADE		3:20		8 - ABLORH Enoch	Defens.Rebound	
9:53		4 - HAIDARI Hussein	Assist		3:10		4 - HAIDARI Hussein	2 Pt. Miss	
9:30	29-41		2 Pt. MADE	8 - IM Chan-Kuw	3:10			Block Shot	15 - KIM Ji-Nam
9:30			Assist	6 - KO Kwang-Yub	3:10			Defens.Rebound	15 - KIM Ji-Nam
9:11	31-41	15 - ANDERSSON L.G.	2 Pt. MADE		2:38			3 Pt. Miss	10 - HAN Sa-Hyun
9:11		4 - HAIDARI Hussein	Assist		2:35		4 - HAIDARI Hussein	Defens.Rebound	
8:57		4 - HAIDARI Hussein (P3,T5)	Foul		2:33			Foul	10 - HAN Sa-Hyun (P3,T5)
8:57			Free Th. Miss	8 - IM Chan-Kuw	2:33	40-42	8 - ABLORH Enoch	Free Th. MADE	
8:57			Free Th. Miss	8 - IM Chan-Kuw	2:33	41-42	8 - ABLORH Enoch	Free Th. MADE	
8:55			Offens.Rebound	15 - KIM Ji-Nam	2:29		15 - ANDERSSON L.G.	Steal	
8:55			2 Pt. Miss	15 - KIM Ji-Nam	2:28			Turnover	8 - IM Chan-Kuw
8:52		15 - ANDERSSON L.G.	Defens.Rebound		2:27		4 - HAIDARI Hussein	Turnover	
8:33		10 - BERGLUND Gunnar	2 Pt. Miss		2:27			Player OUT	4 - KIM Ho-Yong
8:30			Defens.Rebound	15 - KIM Ji-Nam	2:27			Player OUT	15 - KIM Ji-Nam
8:25			Turnover	15 - KIM Ji-Nam	2:27			Player IN	5 - KIM Jung-Seob
8:04	33-41	15 - ANDERSSON L.G.	2 Pt. MADE		2:27			Player IN	12 - KANG Hee-Joon
7:31			2 Pt. Miss	4 - KIM Ho-Yong	2:17	41-44		2 Pt. in the paint	5 - KIM Jung-Seob
7:28		15 - ANDERSSON L.G.	Defens.Rebound		2:17			Assist	8 - IM Chan-Kuw
7:20		10 - BERGLUND Gunnar	2 Pt. Miss		2:07			Foul	5 - KIM Jung-Seob (P1,T6)
7:18		10 - BERGLUND Gunnar	Offens.Rebound		2:00			Foul	8 - IM Chan-Kuw (P4,T7)
7:15		15 - ANDERSSON L.G.	2 Pt. Miss		1:57		15 - ANDERSSON L.G.	2 Pt. Miss	
7:12		4 - HAIDARI Hussein	Offens.Rebound		1:54			Defens.Rebound	5 - KIM Jung-Seob
7:03		15 - ANDERSSON L.G.	2 Pt. Miss		1:49		4 - HAIDARI Hussein	Steal	
7:01			Defens.Rebound	15 - KIM Ji-Nam	1:48			Turnover	8 - IM Chan-Kuw
6:48			2 Pt. Miss	10 - HAN Sa-Hyun	1:45		Sweden	Fast Break	
6:47		10 - BERGLUND Gunnar	Defens.Rebound		1:44	43-44	8 - ABLORH Enoch	2 Pt. in the paint	
6:26			Foul	15 - KIM Ji-Nam (P2,T4)	1:33		8 - ABLORH Enoch (P3,T9)	Foul	
6:26			Time Out	Korea	1:33			Free Th. Miss	6 - KO Kwang-Yub
6:26		14 - WEGEBORN Stefan	Free Th. Miss		1:33			Free Th. Miss	6 - KO Kwang-Yub
6:26		14 - WEGEBORN Stefan	Free Th. Miss		1:29			Foul	6 - KO Kwang-Yub (P4,T8)
6:23		15 - ANDERSSON L.G.	Offens.Rebound		1:29	44-44	8 - ABLORH Enoch	Free Th. MADE	
6:20		10 - BERGLUND Gunnar	2 Pt. Miss		1:29		8 - ABLORH Enoch	Free Th. Miss	
6:19			Defens.Rebound	15 - KIM Ji-Nam	1:25		5 - JAMESON Per	Offens.Rebound	
6:15		15 - ANDERSSON L.G. (P2,T6)	Foul		1:20	46-44	4 - HAIDARI Hussein	2 Pt. MADE	
6:02			Turnover	4 - KIM Ho-Yong	1:13		15 - ANDERSSON L.G.	Steal	
6:02		10 - BERGLUND Gunnar	Player OUT		1:12			Turnover	8 - IM Chan-Kuw
6:02		8 - ABLORH Enoch	Player IN		1:08		Sweden	Fast Break	
5:44		4 - HAIDARI Hussein	2 Pt. Miss		1:08	48-44	8 - ABLORH Enoch	2 Pt. in the paint	
5:41			Defens.Rebound	4 - KIM Ho-Yong	1:08		4 - HAIDARI Hussein	Assist	
5:37			2 Pt. Miss	8 - IM Chan-Kuw	0:59		4 - HAIDARI Hussein (P4,T10)	Foul	
5:34		4 - HAIDARI Hussein	Defens.Rebound		0:59	48-45		Free Th. MADE	10 - HAN Sa-Hyun
5:10		15 - ANDERSSON L.G.	2 Pt. Miss		0:59	48-46		Free Th. MADE	10 - HAN Sa-Hyun
5:08		14 - WEGEBORN Stefan	Offens.Rebound		0:35		8 - ABLORH Enoch	2 Pt. Miss	
4:57		15 - ANDERSSON L.G.	2 Pt. Miss		0:33			Defens.Rebound	12 - KANG Hee-Joon
4:55			Defens.Rebound	8 - IM Chan-Kuw	0:25	48-48		2 Pt. in the paint	8 - IM Chan-Kuw
4:47		8 - ABLORH Enoch (P1,T7)	Foul		0:25		5 - JAMESON Per (P2,T11)	Foul	
4:47		14 - WEGEBORN Stefan	Player OUT		0:25			Free Th. Miss	8 - IM Chan-Kuw
4:47		9 - WAPNER Christian	Player OUT		0:22			Offens.Rebound	6 - KO Kwang-Yub
4:47		5 - JAMESON Per	Player IN		0:22			Turnover	6 - KO Kwang-Yub
4:47		13 - UHLEN Per	Player IN		0:11		13 - UHLEN Per	2 Pt. Miss	
4:44			2 Pt. Miss	10 - HAN Sa-Hyun	0:11		4 - HAIDARI Hussein	Offens.Rebound	
4:43		15 - ANDERSSON L.G.	Block Shot		0:11			Foul	10 - HAN Sa-Hyun (P4,T9)

Wheelchair Basketball

Wheelchair Basketball

Wheelchair Basketball

Wheelchair Basketball

MEN PRELIMINARY GROUP B PLAY BY PLAY



FRI 20 OCT 2000

SYDNEY SUPERDOME

Time	Score	Sweden	Action	Korea	Time	Score	Sweden	Action	Korea
SECOND HALF					FIRST OVERTIME				
0:11		4 - HAIDARI Hussein	Free Th. Miss		3:17	51-51	13 - UHLEN Per	2 Pt. in the paint	
0:11		4 - HAIDARI Hussein	Free Th. Miss		3:17		8 - ABLORH Enoch	Assist	
0:09			Defens.Rebound	12 - KANG Hee-Joon	2:53		4 - HAIDARI Hussein	Steal	
0:01			2 Pt. Miss	8 - IM Chan-Kuw	2:51			Turnover	6 - KO Kwang-Yub
0:00		4 - HAIDARI Hussein	Defens.Rebound		2:43		4 - HAIDARI Hussein	2 Pt. Miss	
FIRST OVERTIME					FIRST OVERTIME				
5:00			Player IN	5 - KIM Jung-Seob	2:41		8 - ABLORH Enoch	Offens.Rebound	
5:00			Player IN	6 - KO Kwang-Yub	2:29	53-51	15 - ANDERSSON L.G.	2 Pt. MADE	
5:00			Player IN	8 - IM Chan-Kuw	2:29		13 - UHLEN Per	Assist	
5:00			Player IN	10 - HAN Sa-Hyun	2:18		8 - ABLORH Enoch	Steal	
5:00			Player IN	12 - KANG Hee-Joon	2:16			Turnover	12 - KANG Hee-Joon
5:00		5 - JAMESON Per	Player IN		1:53		15 - ANDERSSON L.G.	2 Pt. Miss	
5:00		7 - GUSTAVSSON Joachim	Player IN		1:51			Time Out	Korea
5:00		8 - ABLORH Enoch	Player IN		1:50			Player OUT	5 - KIM Jung-Seob
5:00		13 - UHLEN Per	Player IN		1:50			Player IN	4 - KIM Ho-Yong
5:00		4 - HAIDARI Hussein	Player IN		1:33			Foul	12 - KANG Hee-Joon (P1,T2)
4:40		7 - GUSTAVSSON Joachim	Turnover		1:33	54-51	8 - ABLORH Enoch	Free Th. MADE	
4:28		8 - ABLORH Enoch (P4,T1)	Foul		1:33		8 - ABLORH Enoch	Free Th. Miss	
4:28		7 - GUSTAVSSON Joachim	Player OUT		1:28			Defens.Rebound	6 - KO Kwang-Yub
4:28		15 - ANDERSSON L.G.	Player IN		1:18			2 Pt. Miss	6 - KO Kwang-Yub
4:28			Free Th. Miss	6 - KO Kwang-Yub	1:16			Offens.Rebound	12 - KANG Hee-Joon
4:28	48-49		Free Th. MADE	6 - KO Kwang-Yub	1:16	54-53		Tap MADE	12 - KANG Hee-Joon
4:12		13 - UHLEN Per	2 Pt. Miss		0:48		8 - ABLORH Enoch	2 Pt. Miss	
4:09			Defens.Rebound	8 - IM Chan-Kuw	0:46		15 - ANDERSSON L.G.	Offens.Rebound	
3:51			2 Pt. Miss	5 - KIM Jung-Seob	0:28	56-53	15 - ANDERSSON L.G.	2 Pt. in the paint	
3:47			Offens.Rebound	12 - KANG Hee-Joon	0:28		8 - ABLORH Enoch	Assist	
3:47	48-51		Tap MADE	12 - KANG Hee-Joon	0:19	56-55		2 Pt. in the paint	4 - KIM Ho-Yong
3:35			Foul	8 - IM Chan-Kuw (P5,T1)	0:19			Assist	6 - KO Kwang-Yub
3:35			Player OUT	8 - IM Chan-Kuw	0:04			Foul	12 - KANG Hee-Joon (P2,T3)
3:35			Player IN	13 - YANG Hun-Mo	0:00			Player OUT	12 - KANG Hee-Joon
3:35		4 - HAIDARI Hussein	Free Th. Miss		0:00			Player IN	15 - KIM Ji-Nam
3:35	49-51	4 - HAIDARI Hussein	Free Th. MADE		0:09		15 - ANDERSSON L.G.	Free Th. Miss	
3:31		15 - ANDERSSON L.G. (P3,T2)	Foul		0:09	57-55	15 - ANDERSSON L.G.	Free Th. MADE	
3:31			Free Th. Miss	12 - KANG Hee-Joon	0:01			2 Pt. Miss	10 - HAN Sa-Hyun
3:31			Free Th. Miss	12 - KANG Hee-Joon	0:00		15 - ANDERSSON L.G.	Defens.Rebound	
3:28		15 - ANDERSSON L.G.	Defens.Rebound		0:00			END of PERIOD	

Wheelchair Basketball

Wheelchair Basketball

Wheelchair Basketball

Wheelchair Basketball

PRNWB00000050.00073 00102013:14V020

MEN PRELIMINARY GROUP B MATCH RESULTS



FRI 20 OCT 2000

SYDNEY SUPERDOME

Match No: 8

SWE 57 vs 55 KOR

Start Time: 11:30

Attendance: 10511

Referees: BRIERE Gilles (CAN)
BURFORD Jonathon (USA)

JUNGMANN Hans-Dieter (GER)

Scoring by 5 min intervals:		1.HF				2.HF				1.OT	
SWE		6	8	12	17	21	27	33	48	57	
KOR		6	10	18	27	30	39	41	48	55	

Sweden (SWE)

No.	Name	MIN	PTS	Field Goals		2 Points		3 Points		Free Throws		Rebounds			AS	ST	TO	BS	PF
				M/A	%	M/A	%	M/A	%	M/A	%	OR	DR	TOT					
* 4	HADARI Hussein	25:39	7	3/9	33.3	3/8	37.5	0/1	0.0	1/4	25.0	4	3	7	6	3	4		4
5	JAMESON Per	24:03		0/1	0.0	0/1	0.0					1		1	1				2
6	FLENSBURG Daniel																		
* 7	GUSTAVSSON Joachim	13:09	4	2/7	28.6	2/7	28.6					1	3	4	1	1	1		1
8	ABLORH Enoch	16:30	8	2/4	50.0	2/4	50.0			4/6	66.7	2	2	4	2	1	3		4
* 9	WAPNER Christian	20:57	2	1/2	50.0	1/2	50.0								1		1		1
10	BERGLUND Gunnar	18:37	4	2/10	20.0	2/9	22.2	0/1	0.0			2	1	3	1		4		2
11	KOHLSTROEM Peter																		
12	AKERBERG Thomas	19:21		0/2	0.0	0/2	0.0					2	1	3	2	1			3
13	UHLEN Per	24:03	10	5/7	71.4	5/7	71.4					1	1	2	2		2		2
* 14	WEGEBORN Stefan	20:57	4	2/4	50.0	2/4	50.0			0/2	0.0	1	1	2	1	1	2		1
* 15	ANDERSSON Lars-Gunnar	41:44	18	8/23	34.8	8/23	34.8			2/4	50.0	3	12	15		4	2	2	3
Team Coach																			
TOTALS			57	25/69	36.2	25/67	37.3	0/2	0.0	7/16	43.8	17	24	41	17	11	19	2	23
Coach		KARLSSON Kjell																	
Assistant Coach		STAVEGREN Joakim																	

Korea (KOR)

No.	Name	MIN	PTS	Field Goals		2 Points		3 Points		Free Throws		Rebounds			AS	ST	TO	BS	PF
				M/A	%	M/A	%	M/A	%	M/A	%	OR	DR	TOT					
* 4	KIM Ho-Yong	39:23	4	2/6	33.3	2/6	33.3					2	8	10	1		3		2
5	KIM Jung-Seob	05:37	2	1/2	50.0	1/2	50.0					1	1	1					1
* 6	KO Kwang-Yub	45:00	10	3/9	33.3	3/9	33.3			4/9	44.4	3	2	5	3	1	5		4
7	HAN Jin-Hee																		
* 8	IM Chan-Kuw	41:25	16	7/17	41.2	6/14	42.9	1/3	33.3	1/6	16.7	2	5	7	4	3	7		5
9	PARK Sea-Kyun																		
* 10	HAN Sa-Hyun	45:00	11	4/12	33.3	4/11	36.4	0/1	0.0	3/4	75.0	1		1	3		3		4
11	KIM Chul-Soo																		
12	KANG Hee-Joon	07:27	4	2/2	100.0	2/2	100.0			0/2	0.0	2	2	4			1		2
13	YANG Hun-Mo	03:35																	
14	KIM Young-Duk																		
* 15	KIM Ji-Nam	37:33	8	4/7	57.1	4/7	57.1					2	12	14		1	5	1	2
Team Coach																			
TOTALS			55	23/55	41.8	22/51	43.1	1/4	25.0	8/21	38.1	12	30	42	11	5	24	1	20
Coach		IN-CHUL Shin																	
Assistant Coach																			

	SWE	KOR		SWE	KOR
Points from Turnovers:	21	21	Points in the Paint:	32	34
Biggest Lead:	4 (4-0)	16 (39-23)	Biggest Scoring Run:	16-2 (39-41)	12-2 (22-12)
Second Chance Points:	10	9	Fast Break Points:	10	
Lead Changes:	4		Times Tied:	5	

Legend:

MIN : Minutes Played **M/A** : Made/Attempts **%** : Shooting Percentage **OR** : Offensive Rebounds
DR : Defensive Rebounds **TOT** : Total Rebounds **AS** : Assist **ST** : Steals
TO : Turnovers **BS** : Blocked Shots **PF** : Fouls **PTS** : Points
HF : Half of Time **OT** : Over Time * : Starting/Initial

PRNWB00000051.00084A 00102013:15V010

Sweden (SWE)

After 2 Matches

No.	Name	G	MIN	MPG	PTS	PPG	Field Goals		2 Points		3 Points		Free Throws		Rebounds			AS	ST	TO	BS	PF
							M/A	%	M/A	%	M/A	%	M/A	%	OR	DR	TOT					
4	Haidari Hussein	2	44:51	22:25	18	9.0	6/15	40.0	5/13	38.5	1/2	50.0	5/12	41.7	4	5	9	8	3	9	1	6
5	JAMESON Per	2	48:34	24:17			0/1	0.0	0/1	0.0					1	1	2	1		1		7
6	FLensburg Daniel																					
7	GUSTAVSSON Joachim	2	31:33	15:46	8	4.0	4/15	26.7	4/15	26.7					1	8	9	2	2	2		4
8	ABLORH Enoch	2	22:24	11:12	8	4.0	2/4	50.0	2/4	50.0			4/6	66.7	2	2	4	2	1	4		7
9	WAPNER Christian	2	36:26	18:13	2	1.0	1/4	25.0	1/4	25.0					2	2		1	1	1		4
10	BERGLUND Gunnar	2	46:11	23:05	24	12.0	9/26	34.6	9/22	40.9	0/4	0.0	6/10	60.0	6	6	12	3		4		3
11	KOHLSTROEM Peter																					
12	AKERBERG Thomas	2	40:09	20:04	6	3.0	1/6	16.7	1/6	16.7			4/5	80.0	3	4	7	4	1	2		7
13	UHLEN Per	2	48:34	24:17	12	6.0	5/10	50.0	5/10	50.0			2/2	100.0	3	3	6	4		4		6
14	WEGEBORN Stefan	2	36:26	18:13	4	2.0	2/6	33.3	2/6	33.3			0/4	0.0	1	2	3	1	1	2		2
15	ANDERSSON Lars-Gunnar	2	69:52	34:56	25	12.5	11/33	33.3	11/33	33.3			3/6	50.0	4	19	23	1	4	5	2	8
Team/Coach																						
TOTALS					107	53.5	41/120	34.2	40/114	35.1	1/6	16.7	24/45	53.3	25	52	77	27	13	34	3	54
OPPONENTS					106	53.0	40/109	36.7	39/102	38.2	1/7	14.3	25/57	43.9	23	59	82	21	10	37	2	48

	SWE	OPPONENTS
Points from Turnovers	31	31
Points in the Paint	48	48
Second Chance Points	18	14
Fast Break Points	14	0

AVERAGES PER GAME

	SWE	OPPONENTS
Total Field Goals Made	20.5	20.0
2 Points Field Goals Made	20.0	19.5
3 Points Field Goals Made	0.5	0.5
Free Throws Made	12.0	12.5
Offensive Rebounds	12.5	11.5
Deffensive Rebounds	26.0	29.5
Total Rebounds	38.5	41.0
Assists	13.5	10.5
Steals	6.5	5.0
Turnovers	17.0	18.5
Blocked Shots	1.5	1.0
Fouls	27.0	24.0
Points from Turnovers	15.5	15.5
Points in the Paint	24.0	24.0
Second Chance Points	9.0	7.0
Fast Break Points	7.0	0.0

Legend:

G : Games Played	MIN : Minutes Played	MPG : Minutes Played per Game	PTS : Points
PPG : Points per Game	M/A : Made/Attempts	% : Shooting Percentage	OR : Offensive Rebounds
DR : Defensive Rebounds	TOT : Total Rebounds	AS : Assists	ST : Steals
TO : Turnovers	BS : Blocked Shots	PF : Fouls	

PRNWB00000052.00084A 00102013:15V010

Korea (KOR)

After 2 Matches

No.	Name	G	MIN	MPG	PTS	PPG	Field Goals		2 Points		3 Points		Free Throws		Rebounds			AS	ST	TO	BS	PF
							M/A	%	M/A	%	M/A	%	M/A	%	OR	DR	TOT					
4	KIM Ho-Yong	2	60:02	30:01	10	5.0	5/15	33.3	5/15	33.3			0/1	0.0	3	14	17	1		7	1	3
5	KIM Jung-Seob	2	14:47	7:23	9	4.5	4/8	50.0	3/6	50.0	1/2	50.0				2	2					1
6	KO Kwang-Yub	2	76:55	38:27	20	10.0	7/18	38.9	7/17	41.2	0/1	0.0	6/15	40.0	3	2	5	6	1	11		9
7	HAN Jin-Hee	1	10:40	10:40	2	2.0	1/2	50.0	1/2	50.0								1		1		2
8	IM Chan-Kuw	2	75:10	37:35	22	11.0	9/25	36.0	7/20	35.0	2/5	40.0	2/12	16.7	3	8	11	7	4	14		7
9	PARK Sea-Kyun	1	1:30	1:30														1				
10	HAN Sa-Hyun	2	79:56	39:58	19	9.5	7/20	35.0	7/18	38.9	0/2	0.0	5/8	62.5	2	4	6	8	1	7		8
11	KIM Chul-Soo	1	4:05	4:05												1	1			2		1
12	KANG Hee-Joon	2	14:15	7:07	6	3.0	3/3	100.0	3/3	100.0			0/2	0.0	2	3	5			2		5
13	YANG Hun-Mo	2	11:40	5:50	3	1.5	1/1	100.0	1/1	100.0			1/2	50.0								3
14	KIM Young-Duk	1	9:20	9:20			0/3	0.0	0/3	0.0						2	2			2		
15	KIM Ji-Nam	2	66:40	33:20	12	6.0	6/14	42.9	6/14	42.9					7	17	24		3	9	1	6
Team/Coach																						
TOTALS					103	51.5	43/109	39.4	40/99	40.4	3/10	30.0	14/40	35.0	20	53	73	24	9	55	2	45
OPPONENTS					140	70.0	61/139	43.9	61/133	45.9	0/6	0.0	18/37	48.6	29	52	81	36	23	36	6	48

AVERAGES PER GAME

	KOR	OPPONENTS
Points from Turnovers	33	41
Points in the Paint	50	96
Second Chance Points	17	24
Fast Break Points	2	24

	KOR	OPPONENTS
Total Field Goals Made	21.5	30.5
2 Points Field Goals Made	20.0	30.5
3 Points Field Goals Made	1.5	0.0
Free Throws Made	7.0	9.0
Offensive Rebounds	10.0	14.5
Deffensive Rebounds	26.5	26.0
Total Rebounds	36.5	40.5
Assists	12.0	18.0
Steals	4.5	11.5
Turnovers	27.5	18.0
Blocked Shots	1.0	3.0
Fouls	22.5	24.0
Points from Turnovers	16.5	20.5
Points in the Paint	25.0	48.0
Second Chance Points	8.5	12.0
Fast Break Points	1.0	12.0

Legend:

G : Games Played	MIN : Minutes Played	MPG : Minutes Played per Game	PTS : Points
PPG : Points per Game	M/A : Made/Attempts	% : Shooting Percentage	OR : Offensive Rebounds
DR : Defensive Rebounds	TOT : Total Rebounds	AS : Assists	ST : Steals
TO : Turnovers	BS : Blocked Shots	PF : Fouls	

PRNWB00000053.00073 00102015:05V010

WOMEN PRELIMINARY GROUP A MATCH RESULTS



FRI 20 OCT 2000

SYDNEY SUPERDOME

Match No: 9

USA 36 vs 12 GBR

Start Time: 14:15

Attendance:

Referees: OTTO Jorg-ulich (GER)
VLUG Theodorus (NED)

TSOUNTSOURAS Spiridon (GRE)

FIRST HALF

Scoring by 5 min intervals: **USA**
GBR

6	16	22	36
4	6	8	12

United States of America (USA)

No.	Name	MIN	PTS	Field Goals		2 Points		3 Points		Free Throws		Rebounds			AS	ST	TO	BS	PF
				M/A	%	M/A	%	M/A	%	M/A	%	OR	DR	TOT					
4	STUMP Jana Ashley	07:48		0/2	0.0	0/2	0.0										1		2
5	CISNEROS Patricia	05:41		0/1	0.0	0/1	0.0					2	1	3					1
6	RODRIGUEZ Alma	05:41		0/1	0.0	0/1	0.0						1	1	1	1	1		2
* 7	THOMPSON Ann Walters	06:31		0/3	0.0	0/3	0.0										1		1
8	HOWITT Jennifer																		
* 9	BRANDENBURG Teresa	14:19		0/2	0.0	0/2	0.0						1	1	1		2		
10	TANBERG Bobbi																		
11	NIBLEY Miriam	13:29		0/3	0.0	0/3	0.0					4		4	1	1	2		1
* 12	RIPP Christina	12:12	10	3/6	50.0	3/5	60.0	0/1	0.0	4/6	66.7	1	3	4	2				
* 13	JOHNSON Josie	13:08	12	5/11	45.5	5/11	45.5			2/3	66.7	5	4	9	1				1
* 14	CRAWFORD Janna Lynnette	13:23	8	3/7	42.9	3/7	42.9			2/6	33.3	3	7	10			1		2
15	VERST Amy	07:48	6	3/6	50.0	3/6	50.0					2	3	5	1		1		1
Team Coach																			
TOTALS			36	14/42	33.3	14/41	34.1	0/1	0.0	8/15	53.3	17	20	37	7	2	9		11
Coach	BRASILE Frank																		
Assistant Coach	LYKINS Ron																		
CHYNOWETH Tracy																			

Great Britain (GBR)

No.	Name	MIN	PTS	Field Goals		2 Points		3 Points		Free Throws		Rebounds			AS	ST	TO	BS	PF
				M/A	%	M/A	%	M/A	%	M/A	%	OR	DR	TOT					
4	O'DRISCOLL Bernadette																		
5	BURRETT Sarah	06:37																1	1
* 6	STRANGE Clare	10:07		0/2	0.0	0/2	0.0					2	1	3			1		
7	LARGEN Georgina	06:37											1	1			1		2
* 8	WILD Ann	20:00		0/7	0.0	0/7	0.0			0/4	0.0		1	1	2		2		3
9	RIDLEY Jenny	03:16											1	1					
* 10	BAILLIE Sarah	20:00	10	5/9	55.6	5/9	55.6			0/3	0.0	1	3	4			3		2
* 11	FOX Jill	07:03		0/1	0.0	0/1	0.0								1	1	1		1
12	JACKSON Anna	07:20		0/1	0.0	0/1	0.0										2		
13	SMALL Kristina																		
* 14	VANDERSTEEN Nicola	06:03															1		1
15	MacLEAN Caroline	12:57	2	1/8	12.5	1/7	14.3	0/1	0.0			2	2	4			1		1
Team Coach																			
TOTALS			12	6/28	21.4	6/27	22.2	0/1	0.0	0/7	0.0	5	9	14	3	1	11	2	11
Coach	HUDSON Paul																		
Assistant Coach	TARKENTER Malcolm																		
PAWSON Sue																			

	USA	GBR
Points from Turnovers:	17	2
Biggest Lead:	24 (36-12)	1 (2-1)
Second Chance Points:	15	2
Lead Changes:	2	

	USA	GBR
Points in the Paint:	26	10
Biggest Scoring Run:	21-2 (31-8)	2-0 (2-1)
Fast Break Points:	2	2
Times Tied:	2	

Legend:

MIN : Minutes Played **M/A** : Made/Attempts **%** : Shooting Percentage **OR** : Offensive Rebounds
DR : Defensive Rebounds **TOT** : Total Rebounds **AS** : Assist **ST** : Steals
TO : Turnovers **BS** : Blocked Shots **PF** : Fouls **PTS** : Points
HF : Half of Time **OT** : Over Time * : Starting/Initial

PRNWB00000054.00069 00102015:58V010

WOMEN PRELIMINARY GROUP A PLAY BY PLAY



FRI 20 OCT 2000

SYDNEY SUPERDOME

Match No: 9

USA 58 vs 30 GBR

Start Time: 14:15

Attendance: 11051

Referees: OTTO Jorg-ulich (GER)
VLUG Theodorus (NED)

TSOUNTSOURAS Spiridon (GRE)

Scoring by 5 min intervals:	USA	GBR	1.HF				2.HF			
			6	16	22	36	43	47	54	58
			4	6	8	12	14	23	25	30

Time	Score	United States		Action	Great Britain		Time	Score	United States		Action	Great Britain	
		FIRST HALF			FIRST HALF								
20:00		7 - THOMPSON Ann Walters	Player IN				15:14		13 - JOHNSON Josie	Offens.Rebound			
20:00		9 - BRANDENBURG Teresa	Player IN				15:14	6-4	13 - JOHNSON Josie	Tap MADE			
20:00		12 - RIPP Christina	Player IN				15:00			2 Pt. Miss		10 - BAILLIE Sarah	
20:00		13 - JOHNSON Josie	Player IN				14:58		14 - CRAWFORD J.L.	Defens.Rebound			
20:00		14 - CRAWFORD J.L.	Player IN				14:49		9 - BRANDENBURG Teresa	2 Pt. Miss			
20:00			Player IN		6 - STRANGE Clare		14:46		13 - JOHNSON Josie	Offens.Rebound			
20:00			Player IN		8 - WILD Ann		14:46		13 - JOHNSON Josie	2 Pt. Miss			
20:00			Player IN		10 - BAILLIE Sarah		14:44		13 - JOHNSON Josie	Offens.Rebound			
20:00			Player IN		11 - FOX Jill		14:44	8-4	13 - JOHNSON Josie	Tap MADE			
20:00			Player IN		14 - VANDERSTEEN Nicola		14:32			Turnover		14 - VANDERSTEEN Nicola	
19:48			Foul		8 - WILD Ann (P1,T1)		14:25	10-4	12 - RIPP Christina	2 Pt. in the paint			
19:48		12 - RIPP Christina	Free Th. Miss				14:25		13 - JOHNSON Josie	Assist			
19:48	1-0	12 - RIPP Christina	Free Th. MADE				14:07			Fast Break		Great Britain	
19:33			2 Pt. Miss		8 - WILD Ann		14:02	10-6		2 Pt. in the paint		10 - BAILLIE Sarah	
19:29		9 - BRANDENBURG Teresa	Defens.Rebound				14:02			Assist		11 - FOX Jill	
19:29			Steal		11 - FOX Jill		13:57		7 - THOMPSON Ann Walters (P1,T4)	Offensive Foul			
19:29		9 - BRANDENBURG Teresa	Turnover				13:57		7 - THOMPSON Ann Walters	Turnover			
19:22	1-2		2 Pt. in the paint		10 - BAILLIE Sarah		13:57			Player OUT		11 - FOX Jill	
19:22			Assist		8 - WILD Ann		13:57			Player OUT		14 - VANDERSTEEN Nicola	
19:22		14 - CRAWFORD J.L. (P1,T1)	Foul				13:57			Player IN		12 - JACKSON Anna	
19:22			Free Th. Miss		10 - BAILLIE Sarah		13:57			Player IN		15 - MacLEAN Caroline	
19:19		13 - JOHNSON Josie	Defens.Rebound				13:42			2 Pt. Miss		8 - WILD Ann	
18:58		7 - THOMPSON Ann Walters	2 Pt. Miss				13:38		13 - JOHNSON Josie	Defens.Rebound			
18:51		14 - CRAWFORD J.L.	2 Pt. Miss				13:29	12-6	14 - CRAWFORD J.L.	2 Pt. in the paint			
18:47			Defens.Rebound		8 - WILD Ann		13:29		12 - RIPP Christina	Assist			
18:33			Turnover		11 - FOX Jill		13:29			Time Out		Great Britain	
18:19		14 - CRAWFORD J.L.	2 Pt. Miss				13:29		7 - THOMPSON Ann Walters	Player OUT			
18:16		12 - RIPP Christina	Offens.Rebound				13:29		12 - RIPP Christina	Player OUT			
18:16			Foul		14 - VANDERSTEEN Nicola (P1,T2)		13:29		13 - JOHNSON Josie	Player OUT			
18:16	2-2	12 - RIPP Christina	Free Th. Miss				13:29		4 - STUMP Jana Ashley	Player IN			
18:16		12 - RIPP Christina	Free Th. MADE				13:29		11 - NIBLEY Miriam	Player IN			
18:05			Turnover		10 - BAILLIE Sarah		13:29		15 - VERST Amy	Player IN			
18:00		12 - RIPP Christina	3 Pt. Miss				13:18	14-6	14 - CRAWFORD J.L.	2 Pt. in the paint			
17:55		14 - CRAWFORD J.L.	Offens.Rebound				13:18		15 - VERST Amy	Assist			
17:55	4-2	14 - CRAWFORD J.L.	Tap MADE				13:04		15 - VERST Amy (P1,T5)	Foul			
17:28			2 Pt. Miss		6 - STRANGE Clare		12:59			2 Pt. Miss		15 - MacLEAN Caroline	
17:25		14 - CRAWFORD J.L.	Defens.Rebound				12:56		14 - CRAWFORD J.L.	Defens.Rebound			
17:06		7 - THOMPSON Ann Walters	2 Pt. Miss				12:45		9 - BRANDENBURG Teresa	Turnover			
17:02			Defens.Rebound		10 - BAILLIE Sarah		12:27			2 Pt. Miss		15 - MacLEAN Caroline	
16:49		14 - CRAWFORD J.L. (P2,T2)	Foul				12:16			2 Pt. Miss		15 - MacLEAN Caroline	
16:42			2 Pt. Miss		6 - STRANGE Clare		12:12		14 - CRAWFORD J.L.	Defens.Rebound			
16:40		13 - JOHNSON Josie	Defens.Rebound				11:59		15 - VERST Amy	2 Pt. Miss			
16:23		14 - CRAWFORD J.L.	2 Pt. Miss				11:54			Defens.Rebound		15 - MacLEAN Caroline	
16:19			Defens.Rebound		6 - STRANGE Clare		11:51			Turnover		12 - JACKSON Anna	
16:02	4-4		2 Pt. in the paint		10 - BAILLIE Sarah		11:49	16-6	15 - VERST Amy	2 Pt. in the paint			
16:02			Assist		8 - WILD Ann		11:49		9 - BRANDENBURG Teresa	Assist			
16:02		13 - JOHNSON Josie (P1,T3)	Foul				11:31			2 Pt. Miss		15 - MacLEAN Caroline	
16:02			Free Th. Miss		10 - BAILLIE Sarah		11:23			Offens.Rebound		6 - STRANGE Clare	
16:00		12 - RIPP Christina	Defens.Rebound				11:21			Turnover		6 - STRANGE Clare	
15:48		7 - THOMPSON Ann Walters	2 Pt. Miss				11:13			2 Pt. Miss			
15:45		14 - CRAWFORD J.L.	Offens.Rebound				11:09		11 - NIBLEY Miriam	Defens.Rebound		15 - MacLEAN Caroline	
15:45		14 - CRAWFORD J.L.	Turnover				10:58			2 Pt. Miss		8 - WILD Ann	
15:37			2 Pt. Miss		8 - WILD Ann		10:57		15 - VERST Amy	Defens.Rebound			
15:34			Offens.Rebound		6 - STRANGE Clare		10:53		4 - STUMP Jana Ashley (P1,T6)	Offensive Foul			
15:29			2 Pt. Miss		11 - FOX Jill		10:53		4 - STUMP Jana Ashley	Turnover			
15:26		12 - RIPP Christina	Defens.Rebound				10:53			Player OUT		15 - MacLEAN Caroline	
15:15		12 - RIPP Christina	2 Pt. Miss				10:53			Player IN		11 - FOX Jill	

Wheelchair Basketball

WOMEN PRELIMINARY GROUP A PLAY BY PLAY



FRI 20 OCT 2000

SYDNEY SUPERDOME

Time	Score	United States	Action	Great Britain	Time	Score	United States	Action	Great Britain
FIRST HALF					FIRST HALF				
10:42			2 Pt. Miss	8 - WILD Ann	5:17		13 - JOHNSON Josie	2 Pt. Miss	
10:40		15 - VERST Amy	Defens.Rebound		5:12		5 - CISNEROS Particia	Offens.Rebound	
10:26		15 - VERST Amy	Turnover		5:07			Foul	5 - BURRETT Sarah (P1,T7)
10:12			2 Pt. Miss	10 - BAILLIE Sarah	5:02		13 - JOHNSON Josie	2 Pt. Miss	
10:09		14 - CRAWFORD J.L.	Defens.Rebound		4:59			Defens.Rebound	10 - BAILLIE Sarah
9:53			Foul	11 - FOX Jill (P1,T3)	4:31			Turnover	10 - BAILLIE Sarah
9:53		14 - CRAWFORD J.L.	Free Th. Miss		4:18		5 - CISNEROS Particia	2 Pt. Miss	
9:53		14 - CRAWFORD J.L.	Free Th. Miss		4:14		11 - NIBLEY Miriam	Offens.Rebound	
9:53			Player OUT	6 - STRANGE Clare	4:09	24-8	12 - RIPP Christina	2 Pt. MADE	
9:53			Player OUT	11 - FOX Jill	3:45			2 Pt. Miss	10 - BAILLIE Sarah
9:53			Player IN	9 - RIDLEY Jenny	3:44		12 - RIPP Christina	Defens.Rebound	
9:53			Player IN	15 - MacLEAN Caroline	3:32	26-8	13 - JOHNSON Josie	2 Pt. in the paint	
9:32		4 - STUMP Jana Ashley (P2,T7)	Foul		3:32		6 - RODRIGUEZ Alma	Assist	
9:15			2 Pt. Miss	10 - BAILLIE Sarah	3:32			Foul	8 - WILD Ann (P3,T8)
9:13		15 - VERST Amy	Defens.Rebound		3:32		13 - JOHNSON Josie	Free Th. Miss	
9:00		4 - STUMP Jana Ashley	2 Pt. Miss		3:30			Defens.Rebound	7 - LARGEN Georgina
8:57			Block Shot	15 - MacLEAN Caroline	3:16		6 - RODRIGUEZ Alma	Steal	
8:56		15 - VERST Amy	Offens.Rebound		3:14			Turnover	8 - WILD Ann
8:56		11 - NIBLEY Miriam (P1,T8)	Offensive Foul		3:01		13 - JOHNSON Josie	2 Pt. Miss	
8:56		11 - NIBLEY Miriam	Turnover		3:00		13 - JOHNSON Josie	Offens.Rebound	
8:35			2 Pt. Miss	8 - WILD Ann	3:00	28-8	13 - JOHNSON Josie	Tap MADE	
8:33		14 - CRAWFORD J.L.	Defens.Rebound		3:00			Foul	7 - LARGEN Georgina (P1,T9)
8:22		15 - VERST Amy	2 Pt. Miss		3:00			Time Out	Great Britain
8:19			Defens.Rebound	9 - RIDLEY Jenny	3:00	29-8	13 - JOHNSON Josie	Free Th. MADE	
8:04			Turnover	12 - JACKSON Anna	2:51		11 - NIBLEY Miriam	Steal	
7:59			Foul	8 - WILD Ann (P2,T4)	2:50			Turnover	10 - BAILLIE Sarah
7:57		15 - VERST Amy	2 Pt. Miss		2:46		6 - RODRIGUEZ Alma	Turnover	
7:54		14 - CRAWFORD J.L.	Offens.Rebound		2:31			Turnover	8 - WILD Ann
7:47			Foul	10 - BAILLIE Sarah (P1,T5)	2:25		United States	Fast Break	
7:47		14 - CRAWFORD J.L.	Free Th. Miss		2:23	31-8	12 - RIPP Christina	2 Pt. in the paint	
7:47		14 - CRAWFORD J.L.	Free Th. Miss		2:00	31-10		2 Pt. in the paint	10 - BAILLIE Sarah
7:41		14 - CRAWFORD J.L.	2 Pt. Miss		1:44		6 - RODRIGUEZ Alma	2 Pt. Miss	
7:22		9 - BRANDENBURG Teresa	2 Pt. Miss		1:44			Block Shot	5 - BURRETT Sarah
7:17		11 - NIBLEY Miriam	Offens.Rebound		1:33			Foul	15 - MacLEAN Caroline (P1,T10)
7:15	18-6	15 - VERST Amy	2 Pt. in the paint		1:33	32-10	12 - RIPP Christina	Free Th. MADE	
7:15		11 - NIBLEY Miriam	Assist		1:33	33-10	12 - RIPP Christina	Free Th. MADE	
6:54			2 Pt. Miss	12 - JACKSON Anna	1:19		6 - RODRIGUEZ Alma (P1,T9)	Foul	
6:51			Offens.Rebound	15 - MacLEAN Caroline	1:19			Free Th. Miss	8 - WILD Ann
6:51			2 Pt. Miss	15 - MacLEAN Caroline	1:19			Free Th. Miss	8 - WILD Ann
6:49			Offens.Rebound	15 - MacLEAN Caroline	1:17			Offens.Rebound	10 - BAILLIE Sarah
6:49			2 Pt. Miss	15 - MacLEAN Caroline	1:17	33-12		Tap MADE	10 - BAILLIE Sarah
6:47		14 - CRAWFORD J.L.	Defens.Rebound		1:17		6 - RODRIGUEZ Alma (P2,T10)	Foul	
6:37			Foul	10 - BAILLIE Sarah (P2,T6)	1:17			Free Th. Miss	10 - BAILLIE Sarah
6:37			Player OUT	12 - JACKSON Anna	1:15		6 - RODRIGUEZ Alma	Defens.Rebound	
6:37			Player IN	7 - LARGEN Georgina	0:54		11 - NIBLEY Miriam	Turnover	
6:37			Player OUT	9 - RIDLEY Jenny	0:49			2 Pt. Miss	8 - WILD Ann
6:37			Player IN	5 - BURRETT Sarah	0:47		5 - CISNEROS Particia	Defens.Rebound	
6:37	19-6	14 - CRAWFORD J.L.	Free Th. MADE		0:35		13 - JOHNSON Josie	2 Pt. Miss	
6:37	20-6	14 - CRAWFORD J.L.	Free Th. MADE		0:31		5 - CISNEROS Particia	Offens.Rebound	
6:37		14 - CRAWFORD J.L.	Player OUT		0:29		12 - RIPP Christina	2 Pt. Miss	
6:37		13 - JOHNSON Josie	Player IN		0:27			Defens.Rebound	10 - BAILLIE Sarah
6:23			Turnover	7 - LARGEN Georgina	0:22		5 - CISNEROS Particia (P1,T11)	Foul	
6:14		4 - STUMP Jana Ashley	2 Pt. Miss		0:22			Free Th. Miss	8 - WILD Ann
6:10		11 - NIBLEY Miriam	Offens.Rebound		0:22			Free Th. Miss	8 - WILD Ann
6:10		11 - NIBLEY Miriam	2 Pt. Miss		0:19		13 - JOHNSON Josie	Defens.Rebound	
6:06		11 - NIBLEY Miriam	Offens.Rebound		0:08	35-12	13 - JOHNSON Josie	2 Pt. in the paint	
6:06		11 - NIBLEY Miriam	2 Pt. Miss		0:08		12 - RIPP Christina	Assist	
6:03		15 - VERST Amy	Offens.Rebound		0:08			Foul	7 - LARGEN Georgina (P2,T11)
6:03	22-6	15 - VERST Amy	Tap MADE		0:08	36-12	13 - JOHNSON Josie	Free Th. MADE	
5:41	22-8		2 Pt. MADE	15 - MacLEAN Caroline	0:00			3 Pt. Miss	15 - MacLEAN Caroline
5:41		United States	Time Out		SECOND HALF				
5:41		15 - VERST Amy	Player OUT		20:00		8 - HOWITT Jennifer	Player IN	
5:41		9 - BRANDENBURG Teresa	Player OUT		20:00		10 - TANBERG Bobbi	Player IN	
5:41		4 - STUMP Jana Ashley	Player OUT		20:00		12 - RIPP Christina	Player IN	
5:41		5 - CISNEROS Particia	Player IN		20:00		14 - CRAWFORD J.L.	Player IN	
5:41		6 - RODRIGUEZ Alma	Player IN		20:00		4 - STUMP Jana Ashley	Player IN	
5:41		12 - RIPP Christina	Player IN		20:00			Player IN	5 - BURRETT Sarah
5:20		13 - JOHNSON Josie	2 Pt. Miss		20:00			Player IN	6 - STRANGE Clare
5:17		13 - JOHNSON Josie	Offens.Rebound		20:00			Player IN	14 - VANDERSTEEN Nicola

Wheelchair Basketball

Wheelchair Basketball

Wheelchair Basketball

Wheelchair Basketball

WOMEN PRELIMINARY GROUP A PLAY BY PLAY



FRI 20 OCT 2000

SYDNEY SUPERDOME

Time	Score	United States	Action	Great Britain	Time	Score	United States	Action	Great Britain
SECOND HALF					SECOND HALF				
20:00			Player IN	15 - MacLEAN Caroline	12:33	45-21	15 - VERST Amy	2 Pt. MADE	
20:00			Player IN	10 - BAILLIE Sarah	12:33		13 - JOHNSON Josie	Assist	
19:49	38-12	12 - RIPP Christina	2 Pt. in the paint		12:08			2 Pt. Miss	8 - WILD Ann
19:49		14 - CRAWFORD J.L.	Assist		12:06		15 - VERST Amy	Block Shot	
19:27			2 Pt. Miss	14 - VANDERSTEEN Nicola	12:04		13 - JOHNSON Josie	Defens.Rebound	
19:25		12 - RIPP Christina	Defens.Rebound		12:04			Foul	8 - WILD Ann (P4,T1)
19:17		12 - RIPP Christina	Turnover		11:53		15 - VERST Amy	2 Pt. Miss	
19:11	38-14		2 Pt. in the paint	10 - BAILLIE Sarah	11:49		7 - THOMPSON Ann Walters	Offens.Rebound	
18:48		12 - RIPP Christina	2 Pt. Miss		11:46		13 - JOHNSON Josie	2 Pt. Miss	
18:45		14 - CRAWFORD J.L.	Offens.Rebound		11:42			Defens.Rebound	15 - MacLEAN Caroline
18:45		14 - CRAWFORD J.L.	2 Pt. Miss		11:35			Player OUT	10 - BAILLIE Sarah
18:41			Defens.Rebound	10 - BAILLIE Sarah	11:35			Player IN	7 - LARGEN Georgina
18:27			2 Pt. Miss	10 - BAILLIE Sarah	11:35			Player OUT	9 - RIDLEY Jenny
18:23		8 - HOWITT Jennifer	Defens.Rebound		11:35			Player IN	11 - FOX Jill
18:05		14 - CRAWFORD J.L.	2 Pt. Miss		11:25	45-23		2 Pt. in the paint	11 - FOX Jill
18:03			Defens.Rebound	10 - BAILLIE Sarah	11:25			Assist	7 - LARGEN Georgina
17:47		12 - RIPP Christina	Steal		11:06		13 - JOHNSON Josie	2 Pt. Miss	
17:46			Turnover	6 - STRANGE Clare	11:03		6 - RODRIGUEZ Alma	Offens.Rebound	
17:18		10 - TANBERG Bobbi	Turnover		11:03		6 - RODRIGUEZ Alma	2 Pt. Miss	
17:08			Turnover	5 - BURRETT Sarah	10:51		6 - RODRIGUEZ Alma	Turnover	
16:53			Steal	15 - MacLEAN Caroline	10:25			2 Pt. Miss	7 - LARGEN Georgina
16:51		8 - HOWITT Jennifer	Turnover		10:20		8 - HOWITT Jennifer	Defens.Rebound	
16:45			2 Pt. Miss	14 - VANDERSTEEN Nicola	10:06		15 - VERST Amy	2 Pt. Miss	
16:39			Offens.Rebound	15 - MacLEAN Caroline	10:04		6 - RODRIGUEZ Alma	Offens.Rebound	
16:37			2 Pt. Miss	5 - BURRETT Sarah	10:04	47-23	6 - RODRIGUEZ Alma	Tap MADE	
16:33		10 - TANBERG Bobbi	Block Shot		9:43			2 Pt. Miss	15 - MacLEAN Caroline
16:29		12 - RIPP Christina	Defens.Rebound		9:40		13 - JOHNSON Josie	Defens.Rebound	
16:11		12 - RIPP Christina	2 Pt. Miss		9:25		13 - JOHNSON Josie	2 Pt. Miss	
16:07			Defens.Rebound	10 - BAILLIE Sarah	9:23		13 - JOHNSON Josie	Offens.Rebound	
15:58			Turnover	14 - VANDERSTEEN Nicola	9:23	49-23	13 - JOHNSON Josie	Tap MADE	
15:57	41-14	12 - RIPP Christina	3 Pt. MADE		8:52			2 Pt. Miss	15 - MacLEAN Caroline
15:57		4 - STUMP Jana Ashley	Assist		8:50		15 - VERST Amy	Defens.Rebound	
15:22			Turnover	10 - BAILLIE Sarah	8:40		15 - VERST Amy	2 Pt. Miss	
15:10	43-14	14 - CRAWFORD J.L.	2 Pt. in the paint		8:36			Time Out	Great Britain
15:10		4 - STUMP Jana Ashley	Assist		8:36			Player OUT	13 - SMALL Kristina
15:06			Player OUT	14 - VANDERSTEEN Nicola	8:36			Player OUT	15 - MacLEAN Caroline
15:06			Player IN	13 - SMALL Kristina	8:36			Player OUT	7 - LARGEN Georgina
15:06			Player OUT	5 - BURRETT Sarah	8:36			Player IN	9 - RIDLEY Jenny
15:06			Player IN	9 - RIDLEY Jenny	8:36			Player IN	10 - BAILLIE Sarah
15:06			Player OUT	6 - STRANGE Clare	8:36			Player IN	12 - JACKSON Anna
15:06			Player IN	8 - WILD Ann	8:32		13 - JOHNSON Josie	3 Pt. Miss	
14:47			2 Pt. Miss	15 - MacLEAN Caroline	8:06			2 Pt. Miss	10 - BAILLIE Sarah
14:43			Offens.Rebound	13 - SMALL Kristina	8:01		7 - THOMPSON Ann Walters	Defens.Rebound	
14:41			Turnover	13 - SMALL Kristina	7:37		7 - THOMPSON Ann Walters	2 Pt. Miss	
14:36		12 - RIPP Christina	2 Pt. Miss		7:35			Defens.Rebound	11 - FOX Jill
14:33			Defens.Rebound	10 - BAILLIE Sarah	7:19			2 Pt. Miss	8 - WILD Ann
14:22			Fast Break	Great Britain	7:17		6 - RODRIGUEZ Alma	Defens.Rebound	
14:20	43-16		2 Pt. in the paint	10 - BAILLIE Sarah	7:01	51-23	6 - RODRIGUEZ Alma	2 Pt. in the paint	
14:20			Assist	15 - MacLEAN Caroline	7:01		13 - JOHNSON Josie	Assist	
14:03		14 - CRAWFORD J.L.	2 Pt. Miss		6:36			2 Pt. MADE	9 - RIDLEY Jenny
13:56			Turnover	13 - SMALL Kristina	6:36			Assist	8 - WILD Ann
13:49		8 - HOWITT Jennifer	Turnover		6:05	53-25	6 - RODRIGUEZ Alma	2 Pt. MADE	
13:31	43-18		2 Pt. in the paint	8 - WILD Ann	6:05		13 - JOHNSON Josie	Assist	
13:31			Assist	15 - MacLEAN Caroline	5:44			2 Pt. Miss	12 - JACKSON Anna
13:08		4 - STUMP Jana Ashley	2 Pt. Miss		5:43		United States	Time Out	
13:06			Defens.Rebound	10 - BAILLIE Sarah	5:43		6 - RODRIGUEZ Alma	Player OUT	
12:52			Fast Break	Great Britain	5:43		7 - THOMPSON Ann Walters	Player OUT	
12:52	43-20		2 Pt. in the paint	8 - WILD Ann	5:43		8 - HOWITT Jennifer	Player OUT	
12:52			Assist	10 - BAILLIE Sarah	5:43		13 - JOHNSON Josie	Player OUT	
12:52		8 - HOWITT Jennifer (P1,T1)	Foul		5:43		4 - STUMP Jana Ashley	Player IN	
12:52		10 - TANBERG Bobbi	Player OUT		5:43		5 - CISNEROS Particia	Player IN	
12:52		4 - STUMP Jana Ashley	Player OUT		5:43		9 - BRANDENBURG Teresa	Player IN	
12:52		12 - RIPP Christina	Player OUT		5:43		10 - TANBERG Bobbi	Player IN	
12:52		14 - CRAWFORD J.L.	Player OUT		5:43			Player OUT	9 - RIDLEY Jenny
12:52		7 - THOMPSON Ann Walters	Player IN		5:43			Player OUT	12 - JACKSON Anna
12:52		13 - JOHNSON Josie	Player IN		5:43			Player IN	5 - BURRETT Sarah
12:52		15 - VERST Amy	Player IN		5:43			Player IN	7 - LARGEN Georgina
12:52		6 - RODRIGUEZ Alma	Player IN		5:33			Foul	7 - LARGEN Georgina (P3,T2)
12:52	43-21		Free Th. MADE	8 - WILD Ann	5:33	54-25	10 - TANBERG Bobbi	Free Th. MADE	

Wheelchair Basketball

Wheelchair Basketball

Wheelchair Basketball

Wheelchair Basketball

WOMEN PRELIMINARY GROUP A PLAY BY PLAY



FRI 20 OCT 2000

SYDNEY SUPERDOME

Time	Score	United States	Action	Great Britain	Time	Score	United States	Action	Great Britain
SECOND HALF									
5:33		10 - TANBERG Bobbi	Free Th. Miss		2:09			Free Th. Miss	5 - BURRETT Sarah
5:31			Defens.Rebound	7 - LARGEN Georgina	2:07		15 - VERST Amy	Defens.Rebound	
5:16			Turnover	7 - LARGEN Georgina	1:55	58-28	9 - BRANDENBURG Teresa	2 Pt. MADE	
5:03		9 - BRANDENBURG Teresa	2 Pt. Miss		1:35	58-30		2 Pt. in the paint	4 - O'DRISCOLL B.
5:01			Defens.Rebound	7 - LARGEN Georgina	1:35			Assist	10 - BAILLIE Sarah
4:32	54-27		2 Pt. MADE	8 - WILD Ann	1:19			Player OUT	8 - WILD Ann
4:02			Steal	10 - BAILLIE Sarah	1:19			Player OUT	5 - BURRETT Sarah
4:00		10 - TANBERG Bobbi	Turnover		1:19			Player IN	13 - SMALL Kristina
3:44		10 - TANBERG Bobbi (P1,T2)	Foul		1:19			Player IN	15 - MacLEAN Caroline
3:44			Free Th. Miss	10 - BAILLIE Sarah	1:19			Time Out	Great Britain
3:44	54-28		Free Th. MADE	10 - BAILLIE Sarah	1:18		15 - VERST Amy	2 Pt. Miss	
3:17		10 - TANBERG Bobbi	Turnover		1:15			Defens.Rebound	13 - SMALL Kristina
3:17			Player OUT	11 - FOX Jill	0:14		9 - BRANDENBURG Teresa (P1,T4)	Foul	
3:17			Player IN	4 - O'DRISCOLL B.	0:14			Time Out	Great Britain
3:00			2 Pt. Miss	10 - BAILLIE Sarah	0:14			Free Th. Miss	7 - LARGEN Georgina
2:43	56-28	10 - TANBERG Bobbi	2 Pt. in the paint		0:14			Free Th. Miss	7 - LARGEN Georgina
2:43		9 - BRANDENBURG Teresa	Assist		0:00		5 - CISNEROS Particia	2 Pt. Miss	
2:09		5 - CISNEROS Particia (P2,T3)	Foul		0:00			Defens.Rebound	4 - O'DRISCOLL B.
2:09			Free Th. Miss	5 - BURRETT Sarah	0:00			END of PERIOD	

Wheelchair Basketball

Wheelchair Basketball

Wheelchair Basketball

Wheelchair Basketball

PRNWB00000055.00073 00102015:57V020

WOMEN PRELIMINARY GROUP A MATCH RESULTS



FRI 20 OCT 2000

SYDNEY SUPERDOME

Match No: 9

USA 58 vs 30 GBR

Start Time: 14:15

Attendance: 11051

Referees: OTTO Jorg-ulich (GER)
VLUG Theodorus (NED)

TSOUNTSOURAS Spiridon (GRE)

Scoring by 5 min intervals:		1.HF				2.HF			
USA	GBR	6	16	22	36	43	47	54	58
		4	6	8	12	14	23	25	30

United States of America (USA)

No.	Name	MIN	PTS	Field Goals		2 Points		3 Points		Free Throws		Rebounds			AS	ST	TO	BS	PF
				M/A	%	M/A	%	M/A	%	M/A	%	OR	DR	TOT					
4	STUMP Jana Ashley	20:39		0/3	0.0	0/3	0.0								2		1		2
5	CISNEROS Patricia	11:24		0/2	0.0	0/2	0.0					2	1	3					2
6	RODRIGUEZ Alma	12:50	6	3/5	60.0	3/5	60.0					2	2	4	1	1	2		2
* 7	THOMPSON Ann Walters	13:40		0/4	0.0	0/4	0.0					1	1	2			1		1
8	HOWITT Jennifer	14:17											2	2			2		1
* 9	BRANDENBURG Teresa	20:02	2	1/4	25.0	1/4	25.0					1	1	2			2		1
10	TANBERG Bobbi	12:51	3	1/1	100.0	1/1	100.0			1/2	50.0						3	1	1
11	NIBLEY Miriam	13:29		0/3	0.0	0/3	0.0					4		4	1	1	2		1
* 12	RIPP Christina	19:20	15	5/11	45.5	4/9	44.4	1/2	50.0	4/6	66.7	1	5	6	2	1	1		
* 13	JOHNSON Josie	20:17	14	6/16	37.5	6/15	40.0	0/1	0.0	2/3	66.7	6	6	12	4				1
* 14	CRAWFORD Janna Lynnette	20:31	10	4/11	36.4	4/11	36.4			2/6	33.3	4	7	11	1		1		2
15	VERST Amy	20:40	8	4/11	36.4	4/11	36.4					2	5	7	1		1	1	1
Team Coach																			
TOTALS		58		24/71	33.8	23/68	33.8	1/3	33.3	9/17	52.9	22	30	52	14	3	16	2	15
Coach	BRASILE Frank																		
Assistant Coach	LYKINS Ron CHYNOWETH Tracy																		

Great Britain (GBR)

No.	Name	MIN	PTS	Field Goals		2 Points		3 Points		Free Throws		Rebounds			AS	ST	TO	BS	PF
				M/A	%	M/A	%	M/A	%	M/A	%	OR	DR	TOT					
4	O'DRISCOLL Bernadette	03:17	2	1/1	100.0	1/1	100.0						1	1					
5	BURRETT Sarah	15:55		0/1	0.0	0/1	0.0			0/2	0.0						1		1
* 6	STRANGE Clare	15:01		0/2	0.0	0/2	0.0					2	1	3			2		
7	LARGEN Georgina	15:19		0/1	0.0	0/1	0.0			0/2	0.0		3	3	1		2		3
* 8	WILD Ann	33:47	7	3/12	25.0	3/12	25.0			1/5	20.0		1	1	3		2		4
9	RIDLEY Jenny	09:40	2	1/1	100.0	1/1	100.0						1	1					
* 10	BAILLIE Sarah	37:01	15	7/14	50.0	7/14	50.0			1/5	20.0	1	8	9	2	1	4		2
* 11	FOX Jill	15:21	2	1/2	50.0	1/2	50.0						1	1	1	1	1	1	1
12	JACKSON Anna	10:13		0/2	0.0	0/2	0.0										2		
13	SMALL Kristina	07:49										1	1	2			2		
* 14	VANDERSTEEN Nicola	10:57		0/2	0.0	0/2	0.0										2		1
15	MacLEAN Caroline	25:40	2	1/11	9.1	1/10	10.0	0/1	0.0			3	3	6	2	1		1	1
Team Coach																			
TOTALS		30		14/49	28.6	14/48	29.2	0/1	0.0	2/14	14.3	7	20	27	9	3	18	2	13
Coach	HUDSON Paul																		
Assistant Coach	TARKENTER Malcolm PAWSON Sue																		

	USA	GBR		USA	GBR
Points from Turnovers:	22	7	Points in the Paint:	38	22
Biggest Lead:	30 (58-28)	1 (2-1)	Biggest Scoring Run:	21-2 (31-8)	7-0 (21-43)
Second Chance Points:	19	2	Fast Break Points:	2	6
Lead Changes:	2		Times Tied:	2	

Legend:
MIN : Minutes Played **M/A** : Made/Attempts **%** : Shooting Percentage **OR** : Offensive Rebounds
DR : Defensive Rebounds **TOT** : Total Rebounds **AS** : Assist **ST** : Steals
TO : Turnovers **BS** : Blocked Shots **PF** : Fouls **PTS** : Points
HF : Half of Time **OT** : Over Time ***** : Starting/Initial

Wheelchair Basketball

PRNWB00000056.00076B 00102315:40V010

Preliminary Group A					
Rank		AUS	NED	USA	GBR
1	AUS		38-26	44-36	43-12
2	NED	26-38		45-26	34-21
3	USA	36-44	26-45		58-30
4	GBR	12-43	21-34	30-58	

MATCHES			POINTS		Class.
PLAY	WON	LOST	FOR	AGST	Points
3	3	0	125	74	6
3	2	1	105	85	5
3	1	2	120	119	4
3	0	3	63	135	3

Classification

Phase	Teams	Result
Semifinals 1 - 4	AUS vs JPN	25-Oct
Semifinals 1 - 4	CAN vs NED	25-Oct
Semifinals 5 - 8	USA vs GER	26-Oct
Semifinals 5 - 8	MEX vs GBR	26-Oct
Final 1 - 2		27-Oct
Final 3 - 4		27-Oct
Final 5 - 6		27-Oct
Final 7 - 8		27-Oct

Final Standings

Medal Rank Team

PRNWB00000057.00073 00102016:54V010

WOMEN PRELIMINARY GROUP A MATCH RESULTS



FRI 20 OCT 2000

SYDNEY SUPERDOME

Match No: 10

AUS 17 vs 10 NED

Start Time: 16:15

Attendance:

Referees: GAUTHIER Sebastien (CAN)
SCHOENACKER David (FRA)

BEHRE Christofer (SWE)

FIRST HALF

Scoring by 5 min intervals: **AUS**
NED

6	8	11	17
4	4	6	10

Australia (AUS)

No.	Name	MIN	PTS	Field Goals		2 Points		3 Points		Free Throws		Rebounds			AS	ST	TO	BS	PF
				M/A	%	M/A	%	M/A	%	M/A	%	OR	DR	TOT					
* 4	ADAMS Julianne	11:17	2	1/2	50.0	1/2	50.0					2	2	4	2	1	1		
* 5	MOSELY Alison	12:38	2	1/7	14.3	1/7	14.3								1		1	2	
6	DUNN Mellissa																		
7	FARRELL Karen	14:00	1							1/2	50.0								1
* 8	ROMEO Nadya	08:49																	
* 9	TESCH Liesl	20:00	6	3/9	33.3	3/7	42.9	0/2	0.0				6	6	1	1	1	1	1
10	SLANN Sharon	05:54	2	1/3	33.3	1/3	33.3						1	1					
11	RITCHIE Donna	05:54											1	1					
* 12	CARTER Amanda	11:17	2	1/3	33.3	1/3	33.3					1		1	1		1		1
13	O'NION Lisa	02:49	2	1/2	50.0	1/2	50.0												
14	COGHLAN Paula	07:22		0/3	0.0	0/3	0.0					1	2	3					
15	WEBB Jane																		
Team Coach																			
TOTALS			17	8/29	27.6	8/27	29.6	0/2	0.0	1/2	50.0	4	12	16	5	2	4	3	3
Coach	CORR Peter																		
Assistant Coach	BEVERIDGE Rob YORK Tracy																		

Netherlands (NED)

No.	Name	MIN	PTS	Field Goals		2 Points		3 Points		Free Throws		Rebounds			AS	ST	TO	BS	PF
				M/A	%	M/A	%	M/A	%	M/A	%	OR	DR	TOT					
* 4	JANSEN Jennette	16:11	4	2/8	25.0	2/8	25.0						2	2			2	1	1
5	GRIFFIOEN Jiske																		
* 6	IBRAHIMI Achoucha	09:27										2	1	3			1		
7	SANDERS Erna																		
8	TIGGELMAN Inge	10:33	2	1/4	25.0	1/4	25.0					1	1	2					
* 9	van der LAAN Guda	20:00		0/4	0.0	0/4	0.0						2	2	1				2
10	MOS Jose	10:33	2	1/1	100.0	1/1	100.0										1		1
* 11	KORVER Cher	20:00	2	1/3	33.3	1/3	33.3					1		1		1	2		1
12	WEVERS Miranda	03:49										1	1	2					1
* 13	van VEGGEL Jeanine	09:27		0/4	0.0	0/4	0.0						3	3			1	3	
14	GARNIER Petra																		
15	van LEEUWEN Evelyn																		
Team Coach																			
TOTALS			10	5/24	20.8	5/24	20.8					5	10	15	1	1	9	4	6
Coach	KLERKS Ben																		
Assistant Coach	MAKKENZE Henk SCHEPERS Simone																		

	AUS	NED
Points from Turnovers:	4	
Biggest Lead:	9 (15-6)	2 (2-0)
Second Chance Points:	2	
Lead Changes:		1

	AUS	NED
Points in the Paint:	6	4
Biggest Scoring Run:	11-2 (15-6)	4-0 (10-15)
Fast Break Points:		
Times Tied:		2

Legend:

MIN : Minutes Played **M/A** : Made/Attempts **%** : Shooting Percentage **OR** : Offensive Rebounds
DR : Defensive Rebounds **TOT** : Total Rebounds **AS** : Assist **ST** : Steals
TO : Turnovers **BS** : Blocked Shots **PF** : Fouls **PTS** : Points
HF : Half of Time **OT** : Over Time ***** : Starting/Initial

Wheelchair Basketball

PRNWB00000058.00069 00102017:41V010

Match No: 10

AUS 38 vs 26 NED

Start Time: 16:15

Attendance: 8498

Referees: GAUTHIER Sebastien (CAN)
SCHOENACKER David (FRA)

BEHRE Christofer (SWE)

Scoring by 5 min intervals:	AUS NED	1.HF				2.HF			
		6	8	11	17	23	29	31	38
		4	4	6	10	12	15	21	26

Time	Score	Australia		Action	Netherlands		Time	Score	Australia		Action	Netherlands	
		Player	Score		Player	Score			Player	Score		Player	Score
FIRST HALF													
20:00		4 - ADAMS Julianne		Player IN			14:00		14 - COGHLAN Paula		Player IN		
20:00		5 - MOSELY Alison		Player IN			13:42		14 - COGHLAN Paula		2 Pt. Miss		
20:00		8 - ROMEO Nadya		Player IN			13:39				Block Shot	13 - van VEGGEL Jeanine	
20:00		9 - TESCH Liesl		Player IN			13:38		14 - COGHLAN Paula		Offens.Rebound		
20:00		12 - CARTER Amanda		Player IN			13:24	8-4	9 - TESCH Liesl		2 Pt. MADE		
20:00				Player IN	4 - JANSEN Jennette		13:24		12 - CARTER Amanda		Assist		
20:00				Player IN	6 - IBRAHIMI Achoucha		13:08		7 - FARRELL Karen (P1,T2)		Foul		
20:00				Player IN	9 - van der LAAN Guda		13:08				Time Out	Netherlands	
20:00				Player IN	11 - KORVER Cher		12:49				2 Pt. Miss	4 - JANSEN Jennette	
20:00				Player IN	13 - van VEGGEL Jeanine		12:47		4 - ADAMS Julianne		Defens.Rebound		
19:49				Foul	9 - van der LAAN Guda (P1,T1)		12:34		14 - COGHLAN Paula		2 Pt. Miss		
19:47		5 - MOSELY Alison		2 Pt. Miss			12:31				Block Shot	13 - van VEGGEL Jeanine	
19:27				2 Pt. Miss	13 - van VEGGEL Jeanine		12:29				Defens.Rebound	9 - van der LAAN Guda	
19:24		5 - MOSELY Alison		Block Shot			12:17				Turnover	13 - van VEGGEL Jeanine	
19:20		9 - TESCH Liesl		Defens.Rebound			12:11		12 - CARTER Amanda		2 Pt. Miss		
19:13		5 - MOSELY Alison		2 Pt. Miss			12:07		4 - ADAMS Julianne		Offens.Rebound		
19:10				Defens.Rebound	13 - van VEGGEL Jeanine		11:56		12 - CARTER Amanda		2 Pt. Miss		
18:58				2 Pt. Miss	9 - van der LAAN Guda		11:51				Defens.Rebound	6 - IBRAHIMI Achoucha	
18:55		9 - TESCH Liesl		Defens.Rebound			11:38				2 Pt. Miss	13 - van VEGGEL Jeanine	
18:39		5 - MOSELY Alison		Turnover			11:35				Offens.Rebound	6 - IBRAHIMI Achoucha	
18:27				2 Pt. Miss	9 - van der LAAN Guda		11:22				2 Pt. Miss	11 - KORVER Cher	
18:24		9 - TESCH Liesl		Defens.Rebound			11:20				Offens.Rebound	11 - KORVER Cher	
18:15		5 - MOSELY Alison		2 Pt. Miss			11:14				2 Pt. Miss	4 - JANSEN Jennette	
17:59	0-2			2 Pt. in the paint	4 - JANSEN Jennette		11:11		14 - COGHLAN Paula		Defens.Rebound		
17:40	2-2	4 - ADAMS Julianne		2 Pt. MADE			10:55		4 - ADAMS Julianne		2 Pt. Miss		
17:21				2 Pt. Miss	13 - van VEGGEL Jeanine		10:53		4 - ADAMS Julianne		Offens.Rebound		
17:18		9 - TESCH Liesl		Block Shot			10:38		9 - TESCH Liesl		2 Pt. Miss		
17:15		4 - ADAMS Julianne		Defens.Rebound			10:35		12 - CARTER Amanda		Offens.Rebound		
17:13				Foul	9 - van der LAAN Guda (P2,T2)		10:33		4 - ADAMS Julianne		Turnover		
17:00				Steal	11 - KORVER Cher		10:33				Player OUT	6 - IBRAHIMI Achoucha	
16:58		12 - CARTER Amanda		Turnover			10:33				Player OUT	13 - van VEGGEL Jeanine	
16:49				Turnover	9 - van der LAAN Guda		10:33				Player IN	8 - TIGGELMAN Inge	
16:33		9 - TESCH Liesl		Turnover			10:33				Player IN	10 - MOS Jose	
16:09				2 Pt. Miss	13 - van VEGGEL Jeanine		10:16		4 - ADAMS Julianne		Steal		
16:07		5 - MOSELY Alison		Block Shot			10:12				Turnover	4 - JANSEN Jennette	
16:04				Offens.Rebound	6 - IBRAHIMI Achoucha		9:55		14 - COGHLAN Paula		2 Pt. Miss		
16:02				Turnover	6 - IBRAHIMI Achoucha		9:41		9 - TESCH Liesl		2 Pt. Miss		
15:50	4-2	9 - TESCH Liesl		2 Pt. MADE			9:37				Defens.Rebound	4 - JANSEN Jennette	
15:50		4 - ADAMS Julianne		Assist			9:16	8-6			2 Pt. MADE	8 - TIGGELMAN Inge	
15:32	4-4			2 Pt. MADE	4 - JANSEN Jennette		8:43				Foul	10 - MOS Jose (P1,T4)	
15:17	6-4	12 - CARTER Amanda		2 Pt. MADE			8:43		4 - ADAMS Julianne		Player OUT		
15:17		4 - ADAMS Julianne		Assist			8:43		12 - CARTER Amanda		Player OUT		
15:03		12 - CARTER Amanda (P1,T1)		Foul			8:43		10 - SLANN Sharon		Player IN		
14:59				2 Pt. Miss	4 - JANSEN Jennette		8:43		11 - RITCHIE Donna		Player IN		
14:56		9 - TESCH Liesl		Defens.Rebound			8:43		7 - FARRELL Karen		Free Th. Miss		
14:42		5 - MOSELY Alison		2 Pt. Miss			8:43	9-6	7 - FARRELL Karen		Free Th. MADE		
14:38				Defens.Rebound	13 - van VEGGEL Jeanine		8:12				2 Pt. Miss	4 - JANSEN Jennette	
14:22		9 - TESCH Liesl		Steal			7:41		10 - SLANN Sharon		2 Pt. Miss		
14:19				Turnover	4 - JANSEN Jennette		7:40				Block Shot	4 - JANSEN Jennette	
14:11		9 - TESCH Liesl		2 Pt. Miss			7:32				2 Pt. Miss	11 - KORVER Cher	
14:09				Block Shot	13 - van VEGGEL Jeanine		7:30		14 - COGHLAN Paula		Defens.Rebound		
14:07				Defens.Rebound	13 - van VEGGEL Jeanine		7:11	11-6	10 - SLANN Sharon		2 Pt. MADE		
14:00				Offensive Foul	11 - KORVER Cher (P1,T3)		7:11		9 - TESCH Liesl		Assist		
14:00				Turnover	11 - KORVER Cher		6:46				2 Pt. Miss	8 - TIGGELMAN Inge	
14:00		5 - MOSELY Alison		Player OUT			6:44		10 - SLANN Sharon		Defens.Rebound		
14:00		8 - ROMEO Nadya		Player OUT			6:38				Foul	4 - JANSEN Jennette (P1,T5)	
14:00		7 - FARRELL Karen		Player IN			6:38		Australia		Time Out		

Wheelchair Basketball

WOMEN PRELIMINARY GROUP A PLAY BY PLAY



FRI 20 OCT 2000

SYDNEY SUPERDOME

Time	Score	Australia	Action	Netherlands	Time	Score	Australia	Action	Netherlands
FIRST HALF					SECOND HALF				
6:38		14 - COGHLAN Paula	Player OUT		17:08			Defens.Rebound	9 - van der LAAN Guda
6:38		5 - MOSELY Alison	Player IN		17:00			Turnover	11 - KORVER Cher
6:25		10 - SLANN Sharon	2 Pt. Miss		16:52			Foul	9 - van der LAAN Guda (P3,T1)
5:53			2 Pt. Miss	4 - JANSEN Jennette	16:42		12 - CARTER Amanda	2 Pt. Miss	
5:49		9 - TESCH Liesl	Defens.Rebound		16:39			Defens.Rebound	8 - TIGGELMAN Inge
5:27		9 - TESCH Liesl	3 Pt. Miss		16:22			2 Pt. Miss	4 - JANSEN Jennette
5:24			Defens.Rebound	4 - JANSEN Jennette	16:20		9 - TESCH Liesl	Defens.Rebound	
5:16			2 Pt. Miss	9 - van der LAAN Guda	16:02		10 - SLANN Sharon	2 Pt. Miss	
5:15			Offens.Rebound	8 - TIGGELMAN Inge	16:00		15 - WEBB Jane	Offens.Rebound	
5:15		9 - TESCH Liesl (P1,T3)	Foul		15:47		9 - TESCH Liesl	2 Pt. Miss	
5:11			2 Pt. Miss	4 - JANSEN Jennette	15:43		12 - CARTER Amanda	Offens.Rebound	
5:07		11 - RITCHIE Donna	Defens.Rebound		15:28	23-12	12 - CARTER Amanda	2 Pt. MADE	
4:54		9 - TESCH Liesl	2 Pt. Miss		15:05		9 - TESCH Liesl	Steal	
4:52			Defens.Rebound	9 - van der LAAN Guda	15:04			Turnover	9 - van der LAAN Guda
4:46			Turnover	11 - KORVER Cher	15:04			Foul	8 - TIGGELMAN Inge (P1,T2)
4:25	13-6	9 - TESCH Liesl	2 Pt. in the paint		15:04			Time Out	Netherlands
4:25		5 - MOSELY Alison	Assist		15:04			Player OUT	8 - TIGGELMAN Inge
3:57			Turnover	10 - MOS Jose	15:04			Player OUT	9 - van der LAAN Guda
3:49			Player OUT	4 - JANSEN Jennette	15:04			Player IN	12 - WEVERS Miranda
3:49			Player IN	12 - WEVERS Miranda	15:04			Player IN	15 - van LEEUWEN Evelyn
3:32		5 - MOSELY Alison	2 Pt. Miss		14:48	25-12	12 - CARTER Amanda	2 Pt. in the paint	
3:22			2 Pt. Miss	8 - TIGGELMAN Inge	14:48		15 - WEBB Jane	Assist	
3:17			Offens.Rebound	12 - WEVERS Miranda	14:30			2 Pt. Miss	4 - JANSEN Jennette
2:59			2 Pt. Miss	8 - TIGGELMAN Inge	14:27		9 - TESCH Liesl	Defens.Rebound	
2:57		9 - TESCH Liesl	Defens.Rebound		14:20		4 - ADAMS Julianne	2 Pt. Miss	
2:49			Foul	12 - WEVERS Miranda (P1,T6)	14:18		4 - ADAMS Julianne	Offens.Rebound	
2:49		10 - SLANN Sharon	Player OUT		14:16		9 - TESCH Liesl	Turnover	
2:49		13 - O'NION Lisa	Player IN		14:05			2 Pt. Miss	15 - van LEEUWEN Evelyn
2:49		11 - RITCHIE Donna	Player OUT		14:03		12 - CARTER Amanda	Defens.Rebound	
2:49		8 - ROMEO Nadya	Player IN		14:03			Foul	12 - WEVERS Miranda (P2,T3)
2:33	15-6	5 - MOSELY Alison	2 Pt. in the paint		13:51		Australia	Fast Break	
2:14	15-8	13 - O'NION Lisa	2 Pt. Miss	11 - KORVER Cher	13:44	27-12	4 - ADAMS Julianne	2 Pt. in the paint	
1:39			Defens.Rebound	8 - TIGGELMAN Inge	13:44		12 - CARTER Amanda	Assist	
1:37			2 Pt. in the paint	10 - MOS Jose	13:15			2 Pt. Miss	11 - KORVER Cher
1:11	15-10		Assist	9 - van der LAAN Guda	13:08		10 - SLANN Sharon	Defens.Rebound	
1:11			2 Pt. in the paint	9 - van der LAAN Guda	12:47		10 - SLANN Sharon	2 Pt. Miss	
0:59	17-10	13 - O'NION Lisa	2 Pt. in the paint		12:44			Defens.Rebound	12 - WEVERS Miranda
0:41			Turnover	9 - van der LAAN Guda	12:23	27-14		2 Pt. in the paint	11 - KORVER Cher
0:31		5 - MOSELY Alison	2 Pt. Miss		11:52		9 - TESCH Liesl	2 Pt. Miss	
0:27			Defens.Rebound	12 - WEVERS Miranda	11:49			Defens.Rebound	15 - van LEEUWEN Evelyn
0:05			2 Pt. Miss	9 - van der LAAN Guda	11:35			2 Pt. Miss	12 - WEVERS Miranda
0:03		Australia	Time Out		11:33		9 - TESCH Liesl	Defens.Rebound	
0:00		9 - TESCH Liesl	3 Pt. Miss		11:28			Foul	4 - JANSEN Jennette (P2,T4)
SECOND HALF					SECOND HALF				
20:00		4 - ADAMS Julianne	Player IN		11:28		10 - SLANN Sharon	Player OUT	
20:00		9 - TESCH Liesl	Player IN		11:28		4 - ADAMS Julianne	Player OUT	
20:00		10 - SLANN Sharon	Player IN		11:28		11 - RITCHIE Donna	Player IN	
20:00		12 - CARTER Amanda	Player IN		11:28		13 - O'NION Lisa	Player IN	
20:00		15 - WEBB Jane	Player IN		11:28			Player OUT	10 - MOS Jose
20:00			Player IN	4 - JANSEN Jennette	11:28			Player OUT	12 - WEVERS Miranda
20:00			Player IN	8 - TIGGELMAN Inge	11:28			Player OUT	15 - van LEEUWEN Evelyn
20:00			Player IN	9 - van der LAAN Guda	11:28			Player IN	6 - IBRAHIMI Achoucha
20:00			Player IN	10 - MOS Jose	11:28			Player IN	9 - van der LAAN Guda
20:00			Player IN	11 - KORVER Cher	11:18		11 - RITCHIE Donna	2 Pt. Miss	
19:48		9 - TESCH Liesl	2 Pt. Miss		11:15			Defens.Rebound	13 - van VEGGEL Jeanine
19:45			Defens.Rebound	9 - van der LAAN Guda	10:52		9 - TESCH Liesl (P2,T1)	Foul	
19:17			Turnover	4 - JANSEN Jennette	10:52	27-15		Free Th. Miss	13 - van VEGGEL Jeanine
19:02	19-10	12 - CARTER Amanda	2 Pt. MADE		10:52			Free Th. MADE	13 - van VEGGEL Jeanine
19:02		9 - TESCH Liesl	Assist		10:31	29-15	12 - CARTER Amanda	2 Pt. MADE	
18:30			2 Pt. Miss	10 - MOS Jose	10:31		9 - TESCH Liesl	Assist	
18:28		9 - TESCH Liesl	Defens.Rebound		10:15			2 Pt. Miss	13 - van VEGGEL Jeanine
18:17	21-10	12 - CARTER Amanda	2 Pt. MADE		10:11		15 - WEBB Jane	Defens.Rebound	
18:17		10 - SLANN Sharon	Assist		10:07			Foul	9 - van der LAAN Guda (P4,T5)
17:59	21-12		2 Pt. in the paint	11 - KORVER Cher	9:53		15 - WEBB Jane (P1,T2)	Offensive Foul	
17:59			Assist	9 - van der LAAN Guda	9:53		15 - WEBB Jane	Turnover	
17:38		15 - WEBB Jane	2 Pt. Miss		9:44	29-17		2 Pt. in the paint	13 - van VEGGEL Jeanine
17:36			Defens.Rebound	9 - van der LAAN Guda	9:44			Assist	4 - JANSEN Jennette
17:29			Turnover	8 - TIGGELMAN Inge	9:24		12 - CARTER Amanda	2 Pt. Miss	
17:11		15 - WEBB Jane	2 Pt. Miss		9:18		11 - RITCHIE Donna	Offens.Rebound	

Wheelchair Basketball

Wheelchair Basketball

Wheelchair Basketball

Wheelchair Basketball

WOMEN PRELIMINARY GROUP A PLAY BY PLAY



FRI 20 OCT 2000

SYDNEY SUPERDOME

Time	Score	Australia	Action	Netherlands	Time	Score	Australia	Action	Netherlands
SECOND HALF									
9:07		15 - WEBB Jane	2 Pt. Miss		3:58		14 - COGHLAN Paula	2 Pt. Miss	
9:04		15 - WEBB Jane	Offens.Rebound		3:55			Defens.Rebound	6 - IBRAHIMI Achoucha
9:04		15 - WEBB Jane	2 Pt. Miss		3:39			2 Pt. Miss	13 - van VEGGEL Jeanine
9:01		Australia	Time Out		3:35			Offens.Rebound	13 - van VEGGEL Jeanine
9:00		11 - RITCHIE Donna	Player OUT		3:34			2 Pt. Miss	13 - van VEGGEL Jeanine
9:00		13 - O'NION Lisa	Player OUT		3:32		12 - CARTER Amanda	Defens.Rebound	
9:00		15 - WEBB Jane	Player OUT		3:30			Foul	11 - KORVER Cher (P3,T8)
9:00		4 - ADAMS Julianne	Player IN		3:30		12 - CARTER Amanda	Free Th. Miss	
9:00		5 - MOSELY Alison	Player IN		3:30		12 - CARTER Amanda	Free Th. Miss	
9:00		8 - ROMEO Nadya	Player IN		3:26		9 - TESCH Liesl	Offens.Rebound	
8:48			2 Pt. Miss	13 - van VEGGEL Jeanine	3:20		14 - COGHLAN Paula	Turnover	
8:44		12 - CARTER Amanda	Defens.Rebound		3:12			2 Pt. Miss	4 - JANSEN Jennette
8:38		4 - ADAMS Julianne	2 Pt. Miss		3:09		14 - COGHLAN Paula	Defens.Rebound	
8:37			Defens.Rebound	13 - van VEGGEL Jeanine	2:59			Foul	13 - van VEGGEL Jeanine (P1,T9)
8:37			Turnover	13 - van VEGGEL Jeanine	2:59		14 - COGHLAN Paula	Player OUT	
8:35		12 - CARTER Amanda	2 Pt. Miss		2:59		6 - DUNN Mellissa	Player IN	
8:22	29-19		2 Pt. in the paint	13 - van VEGGEL Jeanine	2:59	32-21	9 - TESCH Liesl	Free Th. MADE	
8:22			Assist	9 - van der LAAN Guda	2:59		9 - TESCH Liesl	Free Th. Miss	
7:49		5 - MOSELY Alison	2 Pt. Miss		2:56			Defens.Rebound	9 - van der LAAN Guda
7:46			Defens.Rebound	13 - van VEGGEL Jeanine	2:46		4 - ADAMS Julianne (P1,T4)	Foul	
7:34			2 Pt. Miss	13 - van VEGGEL Jeanine	2:42	32-23		2 Pt. MADE	4 - JANSEN Jennette
7:31		5 - MOSELY Alison	Defens.Rebound		2:21	34-23	6 - DUNN Mellissa	2 Pt. in the paint	
7:15		5 - MOSELY Alison	2 Pt. Miss		2:21		9 - TESCH Liesl	Assist	
7:12			Defens.Rebound	6 - IBRAHIMI Achoucha	1:57			2 Pt. Miss	11 - KORVER Cher
6:52			2 Pt. Miss	11 - KORVER Cher	1:55			Offens.Rebound	13 - van VEGGEL Jeanine
6:49			Offens.Rebound	6 - IBRAHIMI Achoucha	1:55			2 Pt. Miss	13 - van VEGGEL Jeanine
6:47	29-21		2 Pt. in the paint	13 - van VEGGEL Jeanine	1:55		12 - CARTER Amanda	Defens.Rebound	
6:47			Assist	6 - IBRAHIMI Achoucha	1:55		Australia	Time Out	
6:31			Foul	11 - KORVER Cher (P2,T6)	1:55		4 - ADAMS Julianne	Player OUT	
6:31		5 - MOSELY Alison	Player OUT		1:55		12 - CARTER Amanda	Player OUT	
6:31		8 - ROMEO Nadya	Player OUT		1:55		10 - SLANN Sharon	Player IN	
6:31		7 - FARRELL Karen	Player IN		1:55		11 - RITCHIE Donna	Player IN	
6:31		14 - COGHLAN Paula	Player IN		1:55			Player OUT	13 - van VEGGEL Jeanine
6:26		9 - TESCH Liesl	2 Pt. Miss		1:55			Player IN	8 - TIGGELMAN Inge
6:24			Defens.Rebound	13 - van VEGGEL Jeanine	1:37		10 - SLANN Sharon	2 Pt. Miss	
5:55			Turnover	6 - IBRAHIMI Achoucha	1:34		10 - SLANN Sharon	Offens.Rebound	
5:46		12 - CARTER Amanda	2 Pt. Miss		1:19		6 - DUNN Mellissa	Turnover	
5:44			Defens.Rebound	13 - van VEGGEL Jeanine	1:10	34-26		3 Pt. MADE	8 - TIGGELMAN Inge
5:34			2 Pt. Miss	13 - van VEGGEL Jeanine	0:45			Foul	4 - JANSEN Jennette (P4,T10)
5:33		9 - TESCH Liesl	Defens.Rebound		0:45	35-26	6 - DUNN Mellissa	Free Th. MADE	
5:20		14 - COGHLAN Paula	2 Pt. Miss		0:45	36-26	6 - DUNN Mellissa	Free Th. MADE	
5:03	31-21	14 - COGHLAN Paula	2 Pt. in the paint		0:34			Turnover	4 - JANSEN Jennette
5:03		4 - ADAMS Julianne	Assist		0:22	38-26	6 - DUNN Mellissa	2 Pt. in the paint	
4:42		9 - TESCH Liesl (P3,T3)	Foul		0:22		10 - SLANN Sharon	Assist	
4:40			2 Pt. Miss	6 - IBRAHIMI Achoucha	0:11			3 Pt. Miss	8 - TIGGELMAN Inge
4:38		4 - ADAMS Julianne	Defens.Rebound		0:06		6 - DUNN Mellissa	Defens.Rebound	
4:12			Foul	4 - JANSEN Jennette (P3,T7)	0:00			END OF PERIOD	
4:12			Time Out	Netherlands					

Wheelchair Basketball

Wheelchair Basketball

Wheelchair Basketball

Wheelchair Basketball

PRNWB00000059.00073 00102017:41V020

WOMEN PRELIMINARY GROUP A MATCH RESULTS



FRI 20 OCT 2000

SYDNEY SUPERDOME

Match No: 10

AUS 38 vs 26 NED

Start Time: 16:15

Attendance: 8498

Referees: GAUTHIER Sebastien (CAN)
SCHOENACKER David (FRA)

BEHRE Christofer (SWE)

Scoring by 5 min intervals:		1.HF				2.HF			
AUS	NED	6	8	11	17	23	29	31	38
		4	4	6	10	12	15	21	26

Australia (AUS)

No.	Name	MIN	PTS	Field Goals		2 Points		3 Points		Free Throws		Rebounds			AS	ST	TO	BS	PF
				M/A	%	M/A	%	M/A	%	M/A	%	OR	DR	TOT					
* 4	ADAMS Julianne	26:54	4	2/5	40.0	2/5	40.0					3	3	6	3	1	1		1
* 5	MOSELY Alison	15:07	2	1/9	11.1	1/9	11.1						1	1	1		1	2	
6	DUNN Mellissa	02:59	6	2/2	100.0	2/2	100.0			2/2	100.0		1	1			1		
7	FARRELL Karen	20:31	1							1/2	50.0								1
* 8	ROMEO Nadya	11:18																	
* 9	TESCH Liesl	40:00	7	3/13	23.1	3/11	27.3	0/2	0.0	1/2	50.0	1	11	12	4	2	2	1	3
10	SLANN Sharon	16:21	2	1/6	16.7	1/6	16.7					1	2	3	2				
11	RITCHIE Donna	10:17		0/1	0.0	0/1	0.0					1	1	2					
* 12	CARTER Amanda	29:22	12	6/12	50.0	6/12	50.0			0/2	0.0	2	4	6	2		1		1
13	O'NION Lisa	05:17	2	1/2	50.0	1/2	50.0												
14	COGHLAN Paula	10:54	2	1/6	16.7	1/6	16.7					1	3	4			1		
15	WEBB Jane	11:00		0/4	0.0	0/4	0.0					2	1	3	1		1		1
Team Coach																			
TOTALS			38	17/60	28.3	17/58	29.3	0/2	0.0	4/8	50.0	11	27	38	13	3	8	3	7
Coach	CORR Peter																		
Assistant Coach	BEVERIDGE Rob																		
YORK Tracy																			

Netherlands (NED)

No.	Name	MIN	PTS	Field Goals		2 Points		3 Points		Free Throws		Rebounds			AS	ST	TO	BS	PF
				M/A	%	M/A	%	M/A	%	M/A	%	OR	DR	TOT					
* 4	JANSEN Jennette	36:11	6	3/12	25.0	3/12	25.0						2	2	1		4	1	4
5	GRIFFIOEN Jiske																		
* 6	IBRAHIMI Achoucha	20:55		0/1	0.0	0/1	0.0					3	3	6	1		2		
7	SANDERS Erna																		
8	TIGGELMAN Inge	17:24	5	2/6	33.3	1/4	25.0	1/2	50.0			1	2	3			1		1
* 9	van der LAAN Guda	36:24		0/4	0.0	0/4	0.0					6	6	3	3		3		4
10	MOS Jose	19:05	2	1/2	50.0	1/2	50.0										1		1
* 11	KORVER Cher	40:00	6	3/8	37.5	3/8	37.5					1		1		1	3		3
12	WEVERS Miranda	07:25		0/1	0.0	0/1	0.0					1	2	3					2
* 13	van VEGGEL Jeanine	19:00	7	3/14	21.4	3/14	21.4			1/2	50.0	2	8	10			2	3	1
14	GARNIER Petra																		
15	van LEEUWEN Evelyn	03:36		0/1	0.0	0/1	0.0						1	1					
Team Coach																			
TOTALS			26	12/49	24.5	11/47	23.4	1/2	50.0	1/2	50.0	8	24	32	5	1	16	4	16
Coach	KLERKS Ben																		
Assistant Coach	MAKKENZE Henk																		
SCHEPERS Simone																			

	AUS	NED
Points from Turnovers:	10	5
Biggest Lead:	15 (27-12)	2 (2-0)
Second Chance Points:	4	2
Lead Changes:	1	

	AUS	NED
Points in the Paint:	16	14
Biggest Scoring Run:	12-2 (27-12)	9-2 (21-29)
Fast Break Points:	2	
Times Tied:	2	

Legend:

MIN : Minutes Played **M/A** : Made/Attempts **%** : Shooting Percentage **OR** : Offensive Rebounds
DR : Defensive Rebounds **TOT** : Total Rebounds **AS** : Assist **ST** : Steals
TO : Turnovers **BS** : Blocked Shots **PF** : Fouls **PTS** : Points
HF : Half of Time **OT** : Over Time ***** : Starting/Initial

PRNWB0000005A.00076A 00102017:43V010

TODAY'S MATCHES

Teams	Start	Half Time	Full Time	End of Regulation
USA Vs GBR	14:15	36 - 12	58 - 30	
AUS Vs NED	16:15	17 - 10	38 - 26	

Preliminary Group A					
Rank		USA	AUS	NED	GBR
1	USA		22-Oct	21-Oct	58-30
2	AUS	22-Oct		38-26	21-Oct
3	NED	21-Oct	26-38		22-Oct
4	GBR	30-58	21-Oct	22-Oct	

MATCHES			POINTS		Class.
PLAY	WON	LOST	FOR	AGST	Points
1	1	0	58	30	2
1	1	0	38	26	2
1	0	1	26	38	1
1	0	1	30	58	1

Preliminary Group B					
Rank		CAN	GER	JPN	MEX
1	CAN		22-Oct	23-Oct	21-Oct
2	GER	22-Oct		21-Oct	23-Oct
3	JPN	23-Oct	21-Oct		22-Oct
4	MEX	21-Oct	23-Oct	22-Oct	

2 nd of GROUP B									
1 st of GROUP A		25-Oct	19:00						
				#47					
					1st-2nd Place				
					27-Oct 21:30				
					#60				
2 nd of GROUP A		25-Oct	21:00						
1 st of GROUP B				#48					
					3rd-4th Place				
					Loser of #47				
						27-Oct 19:30			
					Loser of #48				
						#59			
4 th of GROUP B		26-Oct	9:30						
3 rd of GROUP A				#49					
					5th-6th Place				
					27-Oct 16:30				
					#58				
4 th of GROUP A		26-Oct	11:30						
3 rd of GROUP B				#50					
					7th-8th Place				
					Loser of #49				
						27-Oct 14:30			
					Loser of #50				
						#57			

Legend: OT: Over Time.
ROUND SUMMARY AT CONCLUSION OF DAY 2, OCTOBER 20, 2000

PRNWB0000005B.00084B 00102017:45V010

Name	G		PTS	PPG	Field Goals		2 Points		3 Points		Free Throws		Rebounds			AS	ST	TO	BS	PF
					M/A	%	M/A	%	M/A	%	M/A	%	OR	DR	TOT					
Australia (AUS)	1	For	38	38.0	17/60	28.3	17/58	29.3	0/2	0.0	4/8	50.0	11	27	38	13	3	8	3	7
		Agn	26	26.0	12/49	24.5	11/47	23.4	1/2	50.0	1/2	50.0	8	24	32	5	1	16	4	16
Canada (CAN)		For																		
		Agn																		
Great Britain (GBR)	1	For	30	30.0	14/49	28.6	14/48	29.2	0/1	0.0	2/14	14.3	7	20	27	9	3	18	2	13
		Agn	58	58.0	24/71	33.8	23/68	33.8	1/3	33.3	9/17	52.9	22	30	52	14	3	16	2	15
Germany (GER)		For																		
		Agn																		
Japan (JPN)		For																		
		Agn																		
Mexico (MEX)		For																		
		Agn																		
Netherlands (NED)	1	For	26	26.0	12/49	24.5	11/47	23.4	1/2	50.0	1/2	50.0	8	24	32	5	1	16	4	16
		Agn	38	38.0	17/60	28.3	17/58	29.3	0/2	0.0	4/8	50.0	11	27	38	13	3	8	3	7
United States of America (USA)	1	For	58	58.0	24/71	33.8	23/68	33.8	1/3	33.3	9/17	52.9	22	30	52	14	3	16	2	15
		Agn	30	30.0	14/49	28.6	14/48	29.2	0/1	0.0	2/14	14.3	7	20	27	9	3	18	2	13
TOTALS FOR ALL TEAMS					67/229	29.3	65/221	29.4	2/8	25.0	16/41	39.0	48	101	149	41	10	58	11	51

Legend:

G : Games Played	Agn : Against	PF : Fouls	PTS : Points
PPG : Points per Game	M/A : Made/Attempts	% : Shooting Percentage	OR : Offensive Rebounds
DR : Defensive Rebounds	TOT : Total Rebounds	AS : Assists	ST : Steals
TO : Turnovers	BS : Blocked Shots		

PRNWB0000005C.00085A 00102017:46V010

TOTAL FIELD GOALS %				
Rk	Team	G	M/A	%
1	USA	1	24/71	33.8%
2	GBR	1	14/49	28.6%
3	AUS	1	17/60	28.3%
4	NED	1	12/49	24.5%

2 POINTS FIELD GOALS %				
Rk	Team	G	M/A	%
1	USA	1	23/68	33.8%
2	AUS	1	17/58	29.3%
3	GBR	1	14/48	29.2%
4	NED	1	11/47	23.4%

3 POINTS FIELD GOALS %				
Rk	Team	G	M/A	%
1	NED	1	1/2	50.0%
2	USA	1	1/3	33.3%

FREE THROWS %				
Rk	Team	G	M/A	%
1	USA	1	9/17	52.9%
2	AUS	1	4/8	50.0%
	NED	1	1/2	50.0%
4	GBR	1	2/14	14.3%

POINTS FOR				
Rk	Team	G	Total	Avg
1	USA	1	58	58.0
2	AUS	1	38	38.0
3	GBR	1	30	30.0
4	NED	1	26	26.0

POINTS AGAINST				
Rk	Team	G	Total	Avg
1	AUS	1	26	26.0
2	USA	1	30	30.0
3	NED	1	38	38.0
4	GBR	1	58	58.0

REBOUNDS						
Rk	Team	G	Off	Def	Total	Avg
1	USA	1	22	30	52	52.0
2	AUS	1	11	27	38	38.0
3	NED	1	8	24	32	32.0
4	GBR	1	7	20	27	27.0

ASSISTS				
Rk	Team	G	Total	Avg
1	USA	1	14	14.0
2	AUS	1	13	13.0
3	GBR	1	9	9.0
4	NED	1	5	5.0

STEALS				
Rk	Team	G	Total	Avg
1	AUS	1	3	3.0
	GBR	1	3	3.0
	USA	1	3	3.0
4	NED	1	1	1.0

TURNOVERS				
Rk	Team	G	Total	Avg
1	GBR	1	18	18.0
2	NED	1	16	16.0
	USA	1	16	16.0
4	AUS	1	8	8.0

BLOCKED SHOTS				
Rk	Team	G	Total	Avg
1	NED	1	4	4.0
2	AUS	1	3	3.0
3	GBR	1	2	2.0
	USA	1	2	2.0

FOULS				
Rk	Team	G	Total	Avg
1	NED	1	16	16.0
2	USA	1	15	15.0
3	GBR	1	13	13.0
4	AUS	1	7	7.0

Legend:
G : Games Played **M/A** : Made Attempts % : Shooting Percentage **Avg** : Average per Game
Off : Offensive Rebounds **Def** : Defensive Rebounds **Rk** : Rank

TEAM RANKING AT CONCLUSION OF
DAY 2, OCTOBER 20, 2000

PRNWB0000005D.00085B 00102017:46V010

SCORING											
Rk	Name	Team	G	2 Points		3 Points		Free Throws		Total	Avg
1	BAILLIE Sarah	GBR	1	7/14	50.0%	0/0		1/5	20.0%	15	15.0
	RIPP Christina	USA	1	4/9	44.4%	1/2	50.0%	4/6	66.7%	15	15.0
3	JOHNSON Josie	USA	1	6/15	40.0%	0/1	0.0%	2/3	66.7%	14	14.0
4	CARTER Amanda	AUS	1	6/12	50.0%	0/0		0/2	0.0%	12	12.0
5	CRAWFORD Janna Lynnette	USA	1	4/11	36.4%	0/0		2/6	33.3%	10	10.0
6	VERST Amy	USA	1	4/11	36.4%	0/0		0/0		8	8.0
7	TESCH Liesl	AUS	1	3/11	27.3%	0/2	0.0%	1/2	50.0%	7	7.0
	WILD Ann	GBR	1	3/12	25.0%	0/0		1/5	20.0%	7	7.0
	van VEGGEL Jeanine	NED	1	3/14	21.4%	0/0		1/2	50.0%	7	7.0
4 players tied at 6.0											

REBOUNDS							
Rk	Name	Team	G	Off	Def	Total	Avg
1	JOHNSON Josie	USA	1	6	6	12	12.0
	TESCH Liesl	AUS	1	1	11	12	12.0
3	CRAWFORD Janna Lynnette	USA	1	4	7	11	11.0
4	van VEGGEL Jeanine	NED	1	2	8	10	10.0
5	BAILLIE Sarah	GBR	1	1	8	9	9.0
6	VERST Amy	USA	1	2	5	7	7.0
6 players tied at 6.0							

ASSIST					
Rk	Name	Team	G	Total	Avg
1	JOHNSON Josie	USA	1	4	4.0
	TESCH Liesl	AUS	1	4	4.0
3	ADAMS Julianne	AUS	1	3	3.0
	WILD Ann	GBR	1	3	3.0
	van der LAAN Guda	NED	1	3	3.0
7 players tied at 2.0					

STEALS					
Rk	Name	Team	G	Total	Avg
1	TESCH Liesl	AUS	1	2	2.0
2	ADAMS Julianne	AUS	1	1	1.0
	BAILLIE Sarah	GBR	1	1	1.0
	FOX Jill	GBR	1	1	1.0
	KORVER Cher	NED	1	1	1.0
	MacLEAN Caroline	GBR	1	1	1.0
	NIBLEY Miriam	USA	1	1	1.0
	RIPP Christina	USA	1	1	1.0
	RODRIGUEZ Alma	USA	1	1	1.0

TURNOVERS					
Rk	Name	Team	G	Total	Avg
1	BAILLIE Sarah	GBR	1	4	4.0
	JANSEN Jennette	NED	1	4	4.0
3	KORVER Cher	NED	1	3	3.0
	TANBERG Bobbi	USA	1	3	3.0
	van der LAAN Guda	NED	1	3	3.0
13 players tied at 2.0					

BLOCKED SHOTS					
Rk	Name	Team	G	Total	Avg
1	van VEGGEL Jeanine	NED	1	3	3.0
2	MOSELY Alison	AUS	1	2	2.0
3	BURRETT Sarah	GBR	1	1	1.0
	JANSEN Jennette	NED	1	1	1.0
	MacLEAN Caroline	GBR	1	1	1.0
	TANBERG Bobbi	USA	1	1	1.0
	TESCH Liesl	AUS	1	1	1.0
	VERST Amy	USA	1	1	1.0

FOULS					
Rk	Name	Team	G	Total	Avg
1	JANSEN Jennette	NED	1	4	4.0
	WILD Ann	GBR	1	4	4.0
	van der LAAN Guda	NED	1	4	4.0
4	KORVER Cher	NED	1	3	3.0
	LARGEN Georgina	GBR	1	3	3.0
	TESCH Liesl	AUS	1	3	3.0
6 players tied at 2.0					

Legend:
G : Games Played **M/A** : Made Attempts % : Shooting Percentage **Avg** : Average per Game
Off : Offensive Rebounds **Def** : Defensive Rebounds **Rk** : Rank

NOTE: Players eligible for statistics with attempts/games minimum, have to play at least 50% of all games

**PLAYER RANKING AT CONCLUSION OF
DAY 2, OCTOBER 20, 2000**

TOTAL FIELD GOALS % (8 attempts/game minimum)

Rk	Name	Team	G	M/A	%
1	BAILLIE Sarah	GBR	1	7/14	50.0%
	CARTER Amanda	AUS	1	6/12	50.0%
3	RIPP Christina	USA	1	5/11	45.5%
4	JOHNSON Josie	USA	1	6/16	37.5%
	KORVER Cher	NED	1	3/8	37.5%
6	CRAWFORD Janna Lynnette	USA	1	4/11	36.4%
	VERST Amy	USA	1	4/11	36.4%
8	JANSEN Jennette	NED	1	3/12	25.0%
	WILD Ann	GBR	1	3/12	25.0%
10	TESCH Liesl	AUS	1	3/13	23.1%

TOTAL FIELD GOALS MADE

Rk	Name	Team	G	Total	Avg
1	BAILLIE Sarah	GBR	1	7	7.0
2	CARTER Amanda	AUS	1	6	6.0
	JOHNSON Josie	USA	1	6	6.0
4	RIPP Christina	USA	1	5	5.0
5	CRAWFORD Janna Lynnette	USA	1	4	4.0
	VERST Amy	USA	1	4	4.0

6 players tied at 3.0

2 POINTS FIELD GOALS % (6 attempts/game minimum)

Rk	Name	Team	G	M/A	%
1	BAILLIE Sarah	GBR	1	7/14	50.0%
	CARTER Amanda	AUS	1	6/12	50.0%
3	RIPP Christina	USA	1	4/9	44.4%
4	JOHNSON Josie	USA	1	6/15	40.0%
5	KORVER Cher	NED	1	3/8	37.5%
6	CRAWFORD Janna Lynnette	USA	1	4/11	36.4%
	VERST Amy	USA	1	4/11	36.4%
8	TESCH Liesl	AUS	1	3/11	27.3%
9	JANSEN Jennette	NED	1	3/12	25.0%
	WILD Ann	GBR	1	3/12	25.0%

2 POINTS FIELD GOALS MADE

Rk	Name	Team	G	Total	Avg
1	BAILLIE Sarah	GBR	1	7	7.0
2	CARTER Amanda	AUS	1	6	6.0
	JOHNSON Josie	USA	1	6	6.0
4	CRAWFORD Janna Lynnette	USA	1	4	4.0
	RIPP Christina	USA	1	4	4.0
	VERST Amy	USA	1	4	4.0

6 players tied at 3.0

3 POINTS FIELD GOALS % (2 attempts/game minimum)

Rk	Name	Team	G	M/A	%
1	RIPP Christina	USA	1	1/2	50.0%
	TIGGELMAN Inge	NED	1	1/2	50.0%

3 POINTS FIELD GOALS MADE

Rk	Name	Team	G	Total	Avg
1	RIPP Christina	USA	1	1	1.0
	TIGGELMAN Inge	NED	1	1	1.0

FREE THROWS % (3 attempts/game minimum)

Rk	Name	Team	G	M/A	%
1	RIPP Christina	USA	1	4/6	66.7%
	JOHNSON Josie	USA	1	2/3	66.7%
3	CRAWFORD Janna Lynnette	USA	1	2/6	33.3%
4	BAILLIE Sarah	GBR	1	1/5	20.0%
	WILD Ann	GBR	1	1/5	20.0%

FREE THROWS MADE

Rk	Name	Team	G	Total	Avg
1	RIPP Christina	USA	1	4	4.0
2	CRAWFORD Janna Lynnette	USA	1	2	2.0
	DUNN Melissa	AUS	1	2	2.0
	JOHNSON Josie	USA	1	2	2.0
5	BAILLIE Sarah	GBR	1	1	1.0
	FARRELL Karen	AUS	1	1	1.0
	TANBERG Bobbi	USA	1	1	1.0
	TESCH Liesl	AUS	1	1	1.0
	WILD Ann	GBR	1	1	1.0
	van VEGGEL Jeanine	NED	1	1	1.0

Legend:

G : Games Played **M/A** : Made Attempts **%** : Shooting Percentage **Avg** : Average per Game
Off : Offensive Rebounds **Def** : Defensive Rebounds **Rk** : Rank

NOTE: Players eligible for statistics with attempts/games minimum, have to play at least 50% of all games

PLAYER RANKING AT CONCLUSION OF
DAY 2, OCTOBER 20, 2000

PRNWB0000005E.00073 00102019:39V010

Match No: 11

CAN 21 vs 18 GBR

Start Time: 19:00

Attendance:

Referees: DEWELL Ross (AUS)
WALLAART Edwin (NED)

SUGIYAMA Kaneyoshi (JPN)

FIRST HALF

Scoring by 5 min intervals: **CAN**
GBR

4	10	17	21
4	4	8	18

Canada (CAN)

No.	Name	MIN	PTS	Field Goals		2 Points		3 Points		Free Throws		Rebounds			AS	ST	TO	BS	PF
				M/A	%	M/A	%	M/A	%	M/A	%	OR	DR	TOT					
4	DUREPOS Dave																		
5	HENDERSON Roy	03:55																	
6	TREUER James	06:08	4	2/3	66.7	2/3	66.7					1	1				1	1	
7	DENNIS Jeff																		
* 8	JOHNSON Joey	16:51	3	1/3	33.3	1/3	33.3			1/2	50.0	2	8	10	1		6	2	1
* 9	NORTON Ross	16:05		0/3	0.0	0/3	0.0					1	2	3	1		2		3
* 10	HALL Ken	20:00		0/2	0.0	0/2	0.0					1	1	1	1	1	2		
* 11	BORISOFF Jaimie	20:00										3	3						1
* 12	ANDERSON Patrick	17:01	14	6/14	42.9	5/11	45.5	1/3	33.3	1/2	50.0	2	2	4	1	1			1
13	STOUTENBURG Chris																		
14	GAERTNER Travis																		
15	PETER Richard																		
Team Coach																			
TOTALS			21	9/25	36.0	8/22	36.4	1/3	33.3	2/4	50.0	5	17	22	4	2	11	2	7
Coach	FROGLEY Michael																		
Assistant Coach	BOWES Paul																		
	TONELLO Jerry																		

Great Britain (GBR)

No.	Name	MIN	PTS	Field Goals		2 Points		3 Points		Free Throws		Rebounds			AS	ST	TO	BS	PF
				M/A	%	M/A	%	M/A	%	M/A	%	OR	DR	TOT					
* 4	CAINE Steve	14:04	4	2/4	50.0	2/3	66.7	0/1	0.0					1	1	1			1
* 5	THOMAS Sinclair	14:04	4	2/4	50.0	2/4	50.0					1	1	2	1		1		2
6	HAYES Kevin																		
7	BYWATER Terry																		
* 8	MUNN Simon	17:58		0/5	0.0	0/3	0.0	0/2	0.0			2	2	4	1		1		
* 9	POLLOCK Jonathan	14:59		0/7	0.0	0/5	0.0	0/2	0.0								2		2
10	ADEPITAN Ade	01:06																	
11	JOHNSON Dan	09:51	4	2/6	33.3	2/6	33.3					3	1	4			1		1
* 12	BLAKE Andrew	16:05		0/1	0.0	0/1	0.0					1	5	6		1			3
13	HOWLEY Fred																		
14	PRICE Colin	09:51	2	1/4	25.0	1/4	25.0						1	1	3				
15	BRAMLEY David	02:02	4	2/3	66.7	2/3	66.7												
Team Coach																			
TOTALS			18	9/34	26.5	9/29	31.0	0/5	0.0			7	10	17	6	2	6		9
Coach	TITMUSS David																		
Assistant Coach	SMITH Nigel																		
	TOLFREY Vicky																		

	CAN	GBR
Points from Turnovers:	4	10
Biggest Lead:	11 (19-8)	2 (2-0)
Second Chance Points:	6	6
Lead Changes:	1	

	CAN	GBR
Points in the Paint:	12	10
Biggest Scoring Run:	10-0 (12-4)	10-2 (18-21)
Fast Break Points:	2	
Times Tied:	2	

Legend:

MIN : Minutes Played **M/A** : Made/Attempts **%** : Shooting Percentage **OR** : Offensive Rebounds
DR : Defensive Rebounds **TOT** : Total Rebounds **AS** : Assist **ST** : Steals
TO : Turnovers **BS** : Blocked Shots **PF** : Fouls **PTS** : Points
HF : Half of Time **OT** : Over Time * : Starting/Initial

PRNWB0000005F.00069 00102020:47V010

Match No: 11

CAN 55 vs 50 GBR

Start Time: 19:00

Attendance: 1853

Referees: DEWELL Ross (AUS)
WALLAART Edwin (NED)

SUGIYAMA Kaneyoshi (JPN)

Scoring by 5 min intervals:	CAN	1.HF				2.HF			
		GBR	4	10	17	21	29	37	44
		4	10	17	21	29	37	44	55
		4	4	8	18	22	31	37	50

Time	Score	Canada	Action	Great Britain	Time	Score	Canada	Action	Great Britain
FIRST HALF					FIRST HALF				
20:00		8 - JOHNSON Joey	Player IN		14:01		8 - JOHNSON Joey	Block Shot	
20:00		9 - NORTON Ross	Player IN		13:58		12 - ANDERSON Patrick	Defens.Rebound	
20:00		10 - HALL Ken	Player IN		13:54		8 - JOHNSON Joey	Turnover	
20:00		11 - BORISOFF Jaimie	Player IN		13:48			Offensive Foul	9 - POLLOCK Jonathan (P1,T3)
20:00		12 - ANDERSON Patrick	Player IN		13:48			Turnover	9 - POLLOCK Jonathan
20:00			Player IN	4 - CAINE Steve	13:18		9 - NORTON Ross	2 Pt. Miss	
20:00			Player IN	5 - THOMAS Sinclair	13:16		9 - NORTON Ross	Offens.Rebound	
20:00			Player IN	8 - MUNN Simon	13:13	6-4	12 - ANDERSON Patrick	2 Pt. in the paint	
20:00			Player IN	9 - POLLOCK Jonathan	13:13		9 - NORTON Ross	Assist	
20:00			Player IN	12 - BLAKE Andrew	12:50			3 Pt. Miss	9 - POLLOCK Jonathan
19:48		12 - ANDERSON Patrick	3 Pt. Miss		12:47		9 - NORTON Ross	Defens.Rebound	
19:45			Defens.Rebound	12 - BLAKE Andrew	12:24		8 - JOHNSON Joey	2 Pt. Miss	
19:38		12 - ANDERSON Patrick	Steal		12:22			Defens.Rebound	12 - BLAKE Andrew
19:36			Turnover	8 - MUNN Simon	12:15			2 Pt. Miss	9 - POLLOCK Jonathan
19:29		12 - ANDERSON Patrick	2 Pt. Miss		12:14		8 - JOHNSON Joey	Defens.Rebound	
19:26		12 - ANDERSON Patrick	Offens.Rebound		12:14			Foul	12 - BLAKE Andrew (P2,T4)
19:23		12 - ANDERSON Patrick	2 Pt. Miss		11:58		12 - ANDERSON Patrick	2 Pt. Miss	
19:20			Defens.Rebound	8 - MUNN Simon	11:55		8 - JOHNSON Joey	Offens.Rebound	
19:13		11 - BORISOFF Jaimie (P1,T1)	Foul		11:46		9 - NORTON Ross (P1,T3)	Offensive Foul	
19:13			2 Pt. Miss	5 - THOMAS Sinclair	11:46		9 - NORTON Ross	Turnover	
19:10		8 - JOHNSON Joey	Defens.Rebound		11:34			2 Pt. Miss	9 - POLLOCK Jonathan
18:52		9 - NORTON Ross	2 Pt. Miss		11:32		8 - JOHNSON Joey	Defens.Rebound	
18:49			Defens.Rebound	8 - MUNN Simon	11:08	8-4	12 - ANDERSON Patrick	2 Pt. MADE	
18:40			2 Pt. Miss	8 - MUNN Simon	10:51			2 Pt. Miss	5 - THOMAS Sinclair
18:37		10 - HALL Ken	Defens.Rebound		10:47		11 - BORISOFF Jaimie	Defens.Rebound	
18:32		8 - JOHNSON Joey	Turnover		10:35		12 - ANDERSON Patrick	2 Pt. Miss	
18:05			2 Pt. Miss	9 - POLLOCK Jonathan	10:31	10-4	12 - ANDERSON Patrick	Offens.Rebound	
18:03			Offens.Rebound	5 - THOMAS Sinclair	10:13		12 - ANDERSON Patrick	Tap MADE	
17:58	0-2		2 Pt. in the paint	5 - THOMAS Sinclair	10:13			Offensive Foul	5 - THOMAS Sinclair (P1,T5)
17:40		8 - JOHNSON Joey	2 Pt. Miss		10:13			Turnover	5 - THOMAS Sinclair
17:37		8 - JOHNSON Joey	Offens.Rebound		9:51		10 - HALL Ken	Turnover	
17:37	2-2	8 - JOHNSON Joey	Tap MADE		9:51			Player OUT	4 - CAINE Steve
17:26			Offensive Foul	4 - CAINE Steve (P1,T1)	9:51			Player OUT	5 - THOMAS Sinclair
17:26			Turnover	4 - CAINE Steve	9:51			Player IN	11 - JOHNSON Dan
17:26		Canada	Time Out		9:51			Player IN	14 - PRICE Colin
17:13			Foul	12 - BLAKE Andrew (P1,T2)	9:29			3 Pt. Miss	9 - POLLOCK Jonathan
17:10			Steal	4 - CAINE Steve	9:26			Offens.Rebound	11 - JOHNSON Dan
17:08		10 - HALL Ken	Turnover		9:21		9 - NORTON Ross (P2,T4)	Foul	
16:55	2-4		2 Pt. in the paint	5 - THOMAS Sinclair	9:11			2 Pt. Miss	14 - PRICE Colin
16:55			Assist	8 - MUNN Simon	9:09		11 - BORISOFF Jaimie	Defens.Rebound	
16:26	4-4	12 - ANDERSON Patrick	2 Pt. MADE		9:06		8 - JOHNSON Joey	Turnover	
16:07			3 Pt. Miss	4 - CAINE Steve	8:51		10 - HALL Ken	Steal	
16:03		8 - JOHNSON Joey	Defens.Rebound		8:48			Turnover	11 - JOHNSON Dan
15:44		12 - ANDERSON Patrick	2 Pt. Miss		8:44		10 - HALL Ken	2 Pt. Miss	
15:42			Defens.Rebound	12 - BLAKE Andrew	8:42			Defens.Rebound	12 - BLAKE Andrew
15:42		12 - ANDERSON Patrick (P1,T2)	Foul		8:30			2 Pt. Miss	14 - PRICE Colin
15:33			3 Pt. Miss	8 - MUNN Simon	8:28		8 - JOHNSON Joey	Defens.Rebound	
15:08		10 - HALL Ken	2 Pt. Miss		8:10	12-4	12 - ANDERSON Patrick	2 Pt. in the paint	
15:04			Defens.Rebound	5 - THOMAS Sinclair	8:10		10 - HALL Ken	Assist	
14:50			2 Pt. Miss	9 - POLLOCK Jonathan	8:10			Time Out	Great Britain
14:47			Offens.Rebound	8 - MUNN Simon	8:10		8 - JOHNSON Joey	Player OUT	
14:47			2 Pt. Miss	8 - MUNN Simon	8:10		6 - TREUER James	Player IN	
14:43			Offens.Rebound	12 - BLAKE Andrew	7:51			2 Pt. Miss	11 - JOHNSON Dan
14:33			2 Pt. Miss	4 - CAINE Steve	7:45			Offens.Rebound	8 - MUNN Simon
14:31		8 - JOHNSON Joey	Defens.Rebound		7:40			2 Pt. Miss	8 - MUNN Simon
14:21		9 - NORTON Ross	Turnover		7:37			Offens.Rebound	11 - JOHNSON Dan
14:05			2 Pt. Miss	12 - BLAKE Andrew	7:37		6 - TREUER James (P1,T5)	Foul	

Wheelchair Basketball

MEN PRELIMINARY GROUP A PLAY BY PLAY



FRI 20 OCT 2000

SYDNEY SUPERDOME

Time	Score	Canada	Action	Great Britain	Time	Score	Canada	Action	Great Britain
		FIRST HALF					FIRST HALF		
7:29	12-6		2 Pt. MADE	14 - PRICE Colin	0:02	21-18		2 Pt. MADE	4 - CAINE Steve
7:09			Foul	9 - POLLOCK Jonathan (P2,T6)	0:02			Assist	14 - PRICE Colin
7:05		12 - ANDERSON Patrick	2 Pt. Miss				SECOND HALF		
7:01			Defens.Rebound	12 - BLAKE Andrew	20:00		4 - DUREPOS Dave	Player IN	
6:50			3 Pt. Miss	8 - MUNN Simon	20:00		10 - HALL Ken	Player IN	
6:47		6 - TREUER James	Defens.Rebound		20:00		11 - BORISOFF Jaimie	Player IN	
6:34			Steal	12 - BLAKE Andrew	20:00		12 - ANDERSON Patrick	Player IN	
6:32		6 - TREUER James	Turnover		20:00		15 - PETER Richard	Player IN	
6:21	12-8		2 Pt. in the paint	11 - JOHNSON Dan	20:00			Player IN	4 - CAINE Steve
6:21			Assist	14 - PRICE Colin	20:00			Player IN	5 - THOMAS Sinclair
6:03		Canada	Fast Break		20:00			Player IN	11 - JOHNSON Dan
6:01	14-8	6 - TREUER James	2 Pt. in the paint		20:00			Player IN	14 - PRICE Colin
6:01		12 - ANDERSON Patrick	Assist		20:00			Player IN	15 - BRAMLEY David
5:44			2 Pt. Miss	9 - POLLOCK Jonathan	19:55		12 - ANDERSON Patrick (P2,T1)	Foul	
5:42		12 - ANDERSON Patrick	Defens.Rebound		19:35			2 Pt. Miss	5 - THOMAS Sinclair
5:32	17-8	12 - ANDERSON Patrick	3 Pt. MADE		19:30			Offens.Rebound	4 - CAINE Steve
5:11			2 Pt. Miss	14 - PRICE Colin	19:28			Turnover	4 - CAINE Steve
5:08		11 - BORISOFF Jaimie	Defens.Rebound		19:14		10 - HALL Ken	2 Pt. Miss	
5:02		6 - TREUER James	2 Pt. Miss		19:10			Block Shot	14 - PRICE Colin
5:01			Defens.Rebound	11 - JOHNSON Dan	19:08			Defens.Rebound	15 - BRAMLEY David
5:01			Turnover	9 - POLLOCK Jonathan	19:01	21-20		2 Pt. in the paint	4 - CAINE Steve
5:01			Time Out	Great Britain	18:42			Foul	11 - JOHNSON Dan (P2,T1)
5:01		12 - ANDERSON Patrick	Player OUT		18:38	23-20	15 - PETER Richard	2 Pt. in the paint	
5:01		8 - JOHNSON Joey	Player IN		18:38		12 - ANDERSON Patrick	Assist	
5:01			Player OUT	9 - POLLOCK Jonathan	18:24		12 - ANDERSON Patrick	Steal	
5:01			Player IN	10 - ADEPITAN Ade	18:22			Turnover	4 - CAINE Steve
4:50	19-8	6 - TREUER James	2 Pt. in the paint		18:13			Foul	4 - CAINE Steve (P2,T2)
4:50		8 - JOHNSON Joey	Assist		18:13			Player OUT	4 - CAINE Steve
4:37			2 Pt. Miss	11 - JOHNSON Dan	18:13			Player IN	9 - POLLOCK Jonathan
4:34		8 - JOHNSON Joey	Defens.Rebound		18:13			Player OUT	5 - THOMAS Sinclair
4:32		8 - JOHNSON Joey	Turnover		18:13			Player IN	12 - BLAKE Andrew
4:20			2 Pt. Miss	11 - JOHNSON Dan	18:13	24-20	11 - BORISOFF Jaimie	Free Th. MADE	
4:16		9 - NORTON Ross	Defens.Rebound		18:13	25-20	11 - BORISOFF Jaimie	Free Th. MADE	
4:01			Foul	12 - BLAKE Andrew (P3,T7)	17:57			3 Pt. Miss	9 - POLLOCK Jonathan
3:56		9 - NORTON Ross	2 Pt. Miss		17:38	27-20	12 - ANDERSON Patrick	2 Pt. in the paint	
3:55			Defens.Rebound	14 - PRICE Colin	17:38		11 - BORISOFF Jaimie	Assist	
3:55		9 - NORTON Ross (P3,T6)	Foul		17:06			2 Pt. Miss	14 - PRICE Colin
3:55			Player OUT	12 - BLAKE Andrew	17:05			Foul	12 - BLAKE Andrew (P4,T3)
3:55			Player IN	5 - THOMAS Sinclair	17:05			Player OUT	15 - BRAMLEY David
3:55			Player OUT	10 - ADEPITAN Ade	17:05			Player IN	8 - MUNN Simon
3:55			Player IN	4 - CAINE Steve	16:49		11 - BORISOFF Jaimie	2 Pt. Miss	
3:55		9 - NORTON Ross	Player OUT		16:47			Defens.Rebound	8 - MUNN Simon
3:55		5 - HENDERSON Roy	Player IN		16:26			2 Pt. Miss	14 - PRICE Colin
3:30			2 Pt. Miss	11 - JOHNSON Dan	16:25		4 - DUREPOS Dave	Defens.Rebound	
3:28		8 - JOHNSON Joey	Block Shot		16:12		12 - ANDERSON Patrick	2 Pt. Miss	
3:26			Offens.Rebound	11 - JOHNSON Dan	16:09		12 - ANDERSON Patrick	Offens.Rebound	
3:00	19-10		2 Pt. MADE	4 - CAINE Steve	15:53		4 - DUREPOS Dave	2 Pt. Miss	
2:32		8 - JOHNSON Joey	Turnover		15:48	29-20	12 - ANDERSON Patrick	2 Pt. MADE	
2:16	19-12		2 Pt. MADE	11 - JOHNSON Dan	15:48			Foul	8 - MUNN Simon (P1,T4)
2:16			Assist	5 - THOMAS Sinclair	15:48		12 - ANDERSON Patrick	Free Th. Miss	
2:02			Foul	11 - JOHNSON Dan (P1,T8)	15:46			Defens.Rebound	12 - BLAKE Andrew
2:02			Player OUT	8 - MUNN Simon	15:31	29-22		2 Pt. MADE	11 - JOHNSON Dan
2:02			Player IN	15 - BRAMLEY David	15:31			Assist	14 - PRICE Colin
2:02		6 - TREUER James	Player OUT		15:31		11 - BORISOFF Jaimie (P2,T2)	Foul	
2:02		12 - ANDERSON Patrick	Player IN		15:31			Free Th. Miss	11 - JOHNSON Dan
2:02	20-12	12 - ANDERSON Patrick	Free Th. MADE		15:25		4 - DUREPOS Dave	Defens.Rebound	
2:02		12 - ANDERSON Patrick	Free Th. Miss		15:12		4 - DUREPOS Dave	2 Pt. Miss	
1:51			2 Pt. Miss	15 - BRAMLEY David	15:07			Defens.Rebound	12 - BLAKE Andrew
1:48		8 - JOHNSON Joey	Defens.Rebound		15:07		12 - ANDERSON Patrick (P3,T3)	Foul	
1:35		8 - JOHNSON Joey (P1,T7)	Offensive Foul		14:49	29-25		3 Pt. MADE	9 - POLLOCK Jonathan
1:35		8 - JOHNSON Joey	Turnover		14:49			Assist	14 - PRICE Colin
1:23	20-14		2 Pt. in the paint	15 - BRAMLEY David	14:22		15 - PETER Richard	2 Pt. Miss	
1:23			Assist	4 - CAINE Steve	14:21			Defens.Rebound	14 - PRICE Colin
0:54		12 - ANDERSON Patrick	3 Pt. Miss		14:21		15 - PETER Richard (P1,T4)	Foul	
0:42	20-16		2 Pt. in the paint	15 - BRAMLEY David	14:07	29-27		2 Pt. MADE	14 - PRICE Colin
0:42			Assist	14 - PRICE Colin	13:53			Foul	14 - PRICE Colin (P1,T5)
0:13			Foul	5 - THOMAS Sinclair (P2,T9)	13:52			Foul	11 - JOHNSON Dan (P3,T6)
0:13		8 - JOHNSON Joey	Free Th. Miss		13:52			Foul	14 - PRICE Colin (P2,T7)
0:13	21-16	8 - JOHNSON Joey	Free Th. MADE		13:47		4 - DUREPOS Dave	3 Pt. Miss	

Wheelchair Basketball

Wheelchair Basketball

Wheelchair Basketball

Wheelchair Basketball

Time	Score	Canada	Action	Great Britain	Time	Score	Canada	Action	Great Britain
		SECOND HALF					SECOND HALF		
13:44			Defens.Rebound	8 - MUNN Simon	6:14		15 - PETER Richard	2 Pt. Miss	
13:34	29-29		2 Pt. in the paint	8 - MUNN Simon	6:10			Defens.Rebound	15 - BRAMLEY David
13:34			Assist	9 - POLLOCK Jonathan	6:06		12 - ANDERSON Patrick (P4,T7)	Foul	
13:06		10 - HALL Ken	2 Pt. Miss		5:56			2 Pt. Miss	8 - MUNN Simon
13:03			Defens.Rebound	12 - BLAKE Andrew	5:54		12 - ANDERSON Patrick	Defens.Rebound	
12:53			2 Pt. Miss	14 - PRICE Colin	5:49			Foul	6 - HAYES Kevin (P1,T13)
12:51			Foul	8 - MUNN Simon (P2,T8)	5:49		12 - ANDERSON Patrick	Player OUT	
12:51		Canada	Time Out		5:49		8 - JOHNSON Joey	Player IN	
12:51		10 - HALL Ken	Player OUT		5:49			Player OUT	10 - ADEPITAN Ade
12:51		9 - NORTON Ross	Player IN		5:49			Player IN	4 - CAINE Steve
12:51	30-29	4 - DUREPOS Dave	Free Th. MADE		5:49		4 - DUREPOS Dave	Player OUT	
12:51	31-29	4 - DUREPOS Dave	Free Th. MADE		5:49		7 - DENNIS Jeff	Player IN	
12:35			2 Pt. Miss	8 - MUNN Simon	5:49		15 - PETER Richard	Free Th. Miss	
12:32		9 - NORTON Ross	Defens.Rebound		5:49		15 - PETER Richard	Free Th. Miss	
12:15		4 - DUREPOS Dave	2 Pt. Miss		5:47		7 - DENNIS Jeff	Offens.Rebound	
12:13			Defens.Rebound	8 - MUNN Simon	5:47		7 - DENNIS Jeff	2 Pt. Miss	
11:56			2 Pt. Miss	8 - MUNN Simon	5:43			Block Shot	15 - BRAMLEY David
11:54		12 - ANDERSON Patrick	Defens.Rebound		5:42		9 - NORTON Ross	Offens.Rebound	
11:47		Canada	Fast Break		5:42		8 - JOHNSON Joey	Turnover	
11:45	33-29	12 - ANDERSON Patrick	2 Pt. in the paint		5:29	42-37		2 Pt. in the paint	6 - HAYES Kevin
11:43			Turnover	9 - POLLOCK Jonathan	5:04	44-37	13 - STOUTENBURG Chris	2 Pt. MADE	
11:38	35-29	12 - ANDERSON Patrick	2 Pt. MADE		5:04		15 - PETER Richard	Assist	
11:20			3 Pt. Miss	9 - POLLOCK Jonathan	4:42		13 - STOUTENBURG Chris (P1,T8)	Foul	
11:18		11 - BORISOFF Jaimie (P3,T5)	Foul		4:42		7 - DENNIS Jeff	Player OUT	
10:58	35-31		2 Pt. in the paint	14 - PRICE Colin	4:42		8 - JOHNSON Joey	Player OUT	
10:58			Assist	12 - BLAKE Andrew	4:42		4 - DUREPOS Dave	Player IN	
10:25			Foul	9 - POLLOCK Jonathan (P3,T9)	4:42		12 - ANDERSON Patrick	Player IN	
10:25	36-31	12 - ANDERSON Patrick	Free Th. MADE		4:42		13 - STOUTENBURG Chris	Player OUT	
10:25	37-31	12 - ANDERSON Patrick	Free Th. MADE		4:42		11 - BORISOFF Jaimie	Player IN	
10:14			Offensive Foul	9 - POLLOCK Jonathan (P4,T10)	4:42			Free Th. Miss	8 - MUNN Simon
10:14			Turnover	9 - POLLOCK Jonathan	4:42			Free Th. Miss	8 - MUNN Simon
10:14			Time Out	Great Britain	4:40		12 - ANDERSON Patrick	Defens.Rebound	
9:59		15 - PETER Richard	2 Pt. Miss		4:19			Foul	4 - CAINE Steve (P3,T14)
9:56			Defens.Rebound	14 - PRICE Colin	4:19		15 - PETER Richard	Free Th. Miss	
9:55			Player OUT	9 - POLLOCK Jonathan	4:19	45-37	15 - PETER Richard	Free Th. MADE	
9:55			Player IN	10 - ADEPITAN Ade	4:01			2 Pt. Miss	6 - HAYES Kevin
9:41			2 Pt. Miss	12 - BLAKE Andrew	3:56		11 - BORISOFF Jaimie	Defens.Rebound	
9:39		15 - PETER Richard	Defens.Rebound		3:44	48-37	12 - ANDERSON Patrick	3 Pt. MADE	
9:33			Foul	8 - MUNN Simon (P3,T11)	3:22			3 Pt. Miss	9 - POLLOCK Jonathan
9:33		9 - NORTON Ross	Free Th. Miss		3:19			Offens.Rebound	4 - CAINE Steve
9:33	38-31	9 - NORTON Ross	Free Th. MADE		3:19			2 Pt. Miss	4 - CAINE Steve
9:18			2 Pt. Miss	14 - PRICE Colin	3:16			Offens.Rebound	8 - MUNN Simon
9:17		12 - ANDERSON Patrick	Defens.Rebound		3:16			2 Pt. Miss	8 - MUNN Simon
8:55			Foul	14 - PRICE Colin (P3,T12)	3:12		12 - ANDERSON Patrick	Defens.Rebound	
8:55	39-31	12 - ANDERSON Patrick	Free Th. MADE		3:09			Foul	9 - POLLOCK Jonathan (P5,T15)
8:55	40-31	12 - ANDERSON Patrick	Free Th. MADE		3:09			Player OUT	9 - POLLOCK Jonathan
8:52			Player OUT	14 - PRICE Colin	3:09			Player IN	10 - ADEPITAN Ade
8:52		11 - BORISOFF Jaimie	Player IN	9 - POLLOCK Jonathan	3:09	49-37	4 - DUREPOS Dave	Free Th. MADE	
8:52		13 - STOUTENBURG Chris	Player IN		3:09	50-37	4 - DUREPOS Dave	Free Th. MADE	
8:35			2 Pt. Miss	8 - MUNN Simon	2:58			Fast Break	Great Britain
8:32		13 - STOUTENBURG Chris	Defens.Rebound		2:55	50-39		2 Pt. in the paint	15 - BRAMLEY David
8:14	42-31	15 - PETER Richard	2 Pt. in the paint		2:31			Assist	4 - CAINE Steve
8:14		4 - DUREPOS Dave	Assist		2:31			Foul	8 - MUNN Simon (P4,T16)
7:50			2 Pt. Miss	11 - JOHNSON Dan	2:31			Player OUT	4 - CAINE Steve
7:48			Offens.Rebound	10 - ADEPITAN Ade	2:31		11 - BORISOFF Jaimie	Player IN	14 - PRICE Colin
7:44	42-33		2 Pt. in the paint	11 - JOHNSON Dan	2:31		11 - BORISOFF Jaimie	Free Th. Miss	
7:44			Assist	10 - ADEPITAN Ade	2:27			Free Th. Miss	
7:25		4 - DUREPOS Dave	2 Pt. Miss		2:25		4 - DUREPOS Dave	Defens.Rebound	15 - BRAMLEY David
7:23			Defens.Rebound	8 - MUNN Simon	2:23			Steal	
7:03			3 Pt. Miss	9 - POLLOCK Jonathan	2:15			Turnover	15 - BRAMLEY David
7:00		15 - PETER Richard	Defens.Rebound		2:15		11 - BORISOFF Jaimie	Foul	10 - ADEPITAN Ade (P1,T17)
6:49		15 - PETER Richard (P2,T6)	Offensive Foul		2:15		15 - PETER Richard	Player OUT	
6:49		15 - PETER Richard	Turnover		2:15		13 - STOUTENBURG Chris	Player IN	
6:49			Player OUT	11 - JOHNSON Dan	2:15		14 - GAERTNER Travis	Player IN	
6:49			Player OUT	12 - BLAKE Andrew	2:15	51-39	4 - DUREPOS Dave	Free Th. MADE	
6:49			Player IN	15 - BRAMLEY David	2:15		4 - DUREPOS Dave	Free Th. Miss	
6:49			Player IN	6 - HAYES Kevin	2:13			Defens.Rebound	15 - BRAMLEY David
6:35	42-35		2 Pt. MADE	8 - MUNN Simon	2:04		9 - NORTON Ross (P4,T9)	Foul	

Wheelchair Basketball

Wheelchair Basketball

Wheelchair Basketball

Wheelchair Basketball

MEN PRELIMINARY GROUP A PLAY BY PLAY



FRI 20 OCT 2000

SYDNEY SUPERDOME

Time	Score	Canada	Action	Great Britain	Time	Score	Canada	Action	Great Britain
SECOND HALF					SECOND HALF				
2:04		12 - ANDERSON Patrick	Player OUT		1:06		4 - DUREPOS Dave	Free Th. Miss	
2:04		6 - TREUER James	Player IN		1:03			Defens.Rebound	15 - BRAMLEY David
2:04	51-40		Free Th. MADE	10 - ADEPITAN Ade	0:58			Fast Break	Great Britain
2:04			Free Th. Miss	10 - ADEPITAN Ade	0:58	53-47		2 Pt. in the paint	6 - HAYES Kevin
2:01			Offens.Rebound	10 - ADEPITAN Ade	0:58			Assist	10 - ADEPITAN Ade
1:55		6 - TREUER James (P2,T10)	Foul		0:52			Foul	6 - HAYES Kevin (P2,T22)
1:55		Canada	Time Out		0:52		4 - DUREPOS Dave	Free Th. Miss	
1:55			Free Th. Miss	10 - ADEPITAN Ade	0:52	54-47	4 - DUREPOS Dave	Free Th. MADE	
1:55			Free Th. Miss	10 - ADEPITAN Ade	0:43	54-50		3 Pt. MADE	10 - ADEPITAN Ade
1:51	51-42		2 Pt. in the paint	15 - BRAMLEY David	0:41			Foul	10 - ADEPITAN Ade (P2,T23)
1:51			Assist	6 - HAYES Kevin	0:41		Canada	Time Out	
1:34			Foul	15 - BRAMLEY David (P1,T18)	0:41			Time Out	Great Britain
1:34	52-42	6 - TREUER James	Free Th. MADE		0:41		4 - DUREPOS Dave	Free Th. Miss	
1:34		6 - TREUER James	Free Th. Miss		0:41	55-50	4 - DUREPOS Dave	Free Th. MADE	
1:31		6 - TREUER James	Offens.Rebound		0:31			3 Pt. Miss	13 - HOWLEY Fred
1:31		6 - TREUER James	2 Pt. Miss		0:19			Steal	14 - PRICE Colin
1:28			Defens.Rebound	8 - MUNN Simon	0:19		4 - DUREPOS Dave	Turnover	
1:28			Fast Break	Great Britain	0:19		6 - TREUER James (P3,T11)	Foul	
1:22	52-45		3 Pt. MADE	10 - ADEPITAN Ade	0:19			Time Out	Great Britain
1:17			Foul	14 - PRICE Colin (P4,T19)	0:19			Free Th. Miss	14 - PRICE Colin
1:17		6 - TREUER James	Free Th. Miss		0:19			Free Th. Miss	14 - PRICE Colin
1:17	53-45	6 - TREUER James	Free Th. MADE		0:17		4 - DUREPOS Dave	Defens.Rebound	
1:11			Offensive Foul	8 - MUNN Simon (P5,T20)	0:14			Foul	15 - BRAMLEY David (P2,T24)
1:11			Turnover	8 - MUNN Simon	0:14		6 - TREUER James	Free Th. Miss	
1:11			Player OUT	8 - MUNN Simon	0:14		6 - TREUER James	Free Th. Miss	
1:11			Player IN	13 - HOWLEY Fred	0:10			Defens.Rebound	13 - HOWLEY Fred
1:06			Foul	13 - HOWLEY Fred (P1,T21)	0:02			3 Pt. Miss	13 - HOWLEY Fred
1:06		4 - DUREPOS Dave	Free Th. Miss		0:00			END OF PERIOD	

Wheelchair Basketball

Wheelchair Basketball

Wheelchair Basketball

Wheelchair Basketball

PRNWB00000060.00051 00102019:56V010

Match No: 15

USA vs NED

Start Time: 9:30

Referees: CAMPOS PERIS Sergio (ESP)
BEHRE Christofer (SWE)

DEWELL Ross (AUS)

United States of America (USA)

No.	Name	Class Points	Age	PPG	FG%	3FG%	FT%	RPG	APG	MPG
4	STUMP Jana Ashley	1.5	25		0.0				2.0	20:39
5	CISNEROS Patricia	2.0	22		0.0			3.0		11:24
6	RODRIGUEZ Alma	3.0	33	6.0	60.0			4.0	1.0	12:50
7	THOMPSON Ann Walters	1.0	31		0.0			2.0		13:40
8	HOWITT Jennifer	1.0	18					2.0		14:17
9	BRANDENBURG Teresa	1.5	25	2.0	25.0			1.0	2.0	20:02
10	TANBERG Bobbi	4.5	31	3.0	100.0		50.0			12:51
11	NIBLEY Miriam	2.0	23		0.0			4.0	1.0	13:29
12	RIPP Christina	2.5	20	15.0	45.5	50.0	66.7	6.0	2.0	19:20
13	JOHNSON Josie (C)	4.5	26	14.0	37.5	0.0	66.7	12.0	4.0	20:17
14	CRAWFORD Janna Lynnette	4.5	25	10.0	36.4		33.3	11.0	1.0	20:31
15	VERST Amy	4.5	32	8.0	36.4			7.0	1.0	20:40
			TEAM	25.9	58.0	33.8	33.3	52.9	52.0	14.0
Coach	BRASILE Frank									
Assistant Coach	LYKINS Ron			CHYNOWETH Tracy						

USA Played		
PR	GBR	58-30

Netherlands (NED)

No.	Name	Class Points	Age	PPG	FG%	3FG%	FT%	RPG	APG	MPG
4	JANSEN Jennette	3.5	32	6.0	25.0			2.0	1.0	36:11
5	GRIFFIOEN Jiske	3.5	15							
6	IBRAHIMI Achoucha	1.5	31		0.0			6.0	1.0	20:55
7	SANDERS Erna	1.0	37							
8	TIGGELMAN Inge	4.5	32	5.0	33.3	50.0		3.0		17:24
9	van der LAAN Guda (C)	2.0	42		0.0			6.0	3.0	36:24
10	MOS Jose	1.5	35	2.0	50.0					19:05
11	KORVER Cher	2.5	24	6.0	37.5			1.0		40:00
12	WEVERS Miranda	3.0	28		0.0			3.0		7:25
13	van VEGGEL Jeanine	4.5	33	7.0	21.4		50.0	10.0		19:00
14	GARNIER Petra	4.5	29							
15	van LEEUWEN Evelyn	3.5	28		0.0			1.0		3:36
			TEAM	30.5	26.0	24.5	50.0	50.0	32.0	5.0
Coach	KLERKS Ben									
Assistant Coach	MAKKENZE Henk			SCHEPERS Simone						

NED Played		
PR	AUS	26-38

Legend:

(C) : Captain PR : Preliminary Round QF : Quarterfinal SF : Semi-final
 PPG : Points Per Game RPG : Rebounds per Game APG : Assists per Game MPG : Minutes Played per Game
 FT% : Free Throws % FG% : Field Goals % 3FG% : 3 Points Field Goals %

PRNWB00000061.00051 00102020:02V010

Match No: 16

CAN vs MEX

Start Time: 11:30

Referees: OTTO Jorg-ulich (GER)
BHANIA Balwant (GBR)

EL-DEIN EL-KHATEB Bahaa (JOR)

Canada (CAN)

No.	Name	Class Points	Age	PPG	FG%	3FG%	FT%	RPG	APG	MPG
4	KREMPIEN Jennifer	1.0	25							
5	ABBOTT Marni	1.0	34							
6	OHAMA Kendra	2.5	35							
7	PETERS Marnie	2.0	29							
8	DEL COLLE Renee	4.5	32							
9	BENOIT Chantal	4.0	40							
10	STILWELL Michelle	1.0	26							
11	PETTINICCHI Sabrina	2.0	28							
12	FERGUSON Tracey	3.0	26							
13	RADKE Lori	4.5	34							
14	KUTROWSKI Linda (C)	2.0	42							
15	KELLY Jo	2.5	36							
		TEAM	32.3							
Coach	FRICK Tim									
Assistant Coach	BURLEIGH Jo-Anne		MASH-HADLOW Charlene							

Mexico (MEX)

No.	Name	Class Points	Age	PPG	FG%	3FG%	FT%	RPG	APG	MPG
4	VAZQUEZ Cecilia	2.5	34							
5	LOPEZ Alma	1.0	34							
6	VAZQUEZ Teresita (C)	2.0	39							
7	MONTANO Ma. Carmen	4.0	30							
8	PENALOZA Leticia	4.0	41							
9	VAZQUEZ DELGADILLO Lucia	4.0	34							
10	CAMARA Rosa	3.0	35							
11	MIRANDA Claudia	3.0	22							
13	SOTO Juana	4.0	42							
14	HERLINDA Rosa	2.0	35							
15	GARCIA Wendy	1.5	20							
12	FONSECA Olga	3.0	32							
		TEAM	33.2							
Coach	VERGARA Eli									
Assistant Coach	LARRAGA Pablo		DURAND Sergio							

Legend:

(C) : Captain PR : Preliminary Round QF : Quarterfinal SF : Semi-final
 PPG : Points Per Game RPG : Rebounds per Game APG : Assists per Game MPG : Minutes Played per Game
 FT% : Free Throws % FG% : Field Goals % 3FG% : 3 Points Field Goals %

Wheelchair Basketball

PRNWB00000062.00051 00102020:01V010

Match No: 21

JPN vs GER

Start Time: 19:00

Referees: ENGLISH Robert (GBR)
CHUNG Hak Mo (KOR)

GAUTHIER Sebastien (CAN)

Japan (JPN)

No.	Name	Class Points	Age	PPG	FG%	3FG%	FT%	RPG	APG	MPG
4	TSUKAMOTO Kyoko (C)	2.5	41							
5	YASHIMA Kyoko	1.0	33							
6	UEMURA Chika	3.5	34							
7	SAKO Junko	1.0	38							
8	HORIKAWA Sayuri	2.0	37							
9	TAKABAYASHI Mika	2.0	29							
10	KAWAKAMI Rie	1.0	29							
11	MASHIKO Megumi	3.5	30							
12	TOMORI Hiromi	4.5	30							
13	HIROMICHI Naoko	4.5	32							
14	SOEDA Tomoe	3.5	25							
15	MINAMIKAWA Sachiko	2.0	36							
			TEAM	32.8						
Coach	MIKAMI Shinji									
Assistant Coach	SAKANO Haruo			SAITO Nobuaki						

Germany (GER)

No.	Name	Class Points	Age	PPG	FG%	3FG%	FT%	RPG	APG	MPG
4	DUNSTHEIMER Birgit	3.0	23							
5	OEZTUERK Cemile	3.0	29							
6	NGUYEN-THI Nu (C)	3.5	28							
7	KIRSTE Heidi	1.5	34							
8	JANUSCH Anja	3.0	29							
9	SEIFERT Nicole	2.0	26							
10	THAMM Susanne	4.5	34							
11	SCHRATZ Nora	2.5	21							
12	KLEIN Verena	1.0	35							
13	BLEIFUSS Silke	4.5	24							
14	WESEMUELLER Heike	4.5	31							
15	ROEMELT Susanne	2.5	39							
			TEAM	29.4						
Coach	RICHARZ Peter									
Assistant Coach	SCHRECK Andrea									

Legend:

(C) : Captain PR : Preliminary Round QF : Quarterfinal SF : Semi-final
 PPG : Points Per Game RPG : Rebounds per Game APG : Assists per Game MPG : Minutes Played per Game
 FT% : Free Throws % FG% : Field Goals % 3FG% : 3 Points Field Goals %

PRNWB00000063.00051 00102019:59V010

Match No: 23

AUS vs GBR

Start Time: 21:00

Referees: VLOG Theodorus (NED)
CAMPOS PERIS Sergio (ESP)

JUNGMANN Hans-Dieter (GER)

Australia (AUS)

No.	Name	Class Points	Age	PPG	FG%	3FG%	FT%	RPG	APG	MPG
4	ADAMS Julianne	2.0	34	4.0	40.0			6.0	3.0	26:54
5	MOSELY Alison	4.5	28	2.0	11.1			1.0	1.0	15:07
6	DUNN Mellissa	4.5	24	6.0	100.0		100.0	1.0		2:59
7	FARRELL Karen	1.0	38	1.0			50.0			20:31
8	ROMEO Nadya	1.0	29							11:18
9	TESCH Liesl	4.5	31	7.0	23.1	0.0	50.0	12.0	4.0	40:00
10	SLANN Sharon	2.5	34	2.0	16.7			3.0	2.0	16:21
11	RITCHIE Donna (C)	1.5	36		0.0			2.0		10:17
12	CARTER Amanda	2.0	36	12.0	50.0		0.0	6.0	2.0	29:22
13	O'NION Lisa	3.0	33	2.0	50.0					5:17
14	COGHLAN Paula	4.5	35	2.0	16.7			4.0		10:54
15	WEBB Jane	3.0	28		0.0			3.0	1.0	11:00
TEAM			32.2	38.0	28.3	0.0	50.0	38.0	13.0	
Coach	CORR Peter									
Assistant Coach	BEVERIDGE Rob		YORK Tracy							

AUS Played		
PR	NED	38-26

Great Britain (GBR)

No.	Name	Class Points	Age	PPG	FG%	3FG%	FT%	RPG	APG	MPG
4	O'DRISCOLL Bernadette	1.0	32	2.0	100.0			1.0		3:17
5	BURRETT Sarah	2.5	16		0.0		0.0			15:55
6	STRANGE Clare	1.5	21		0.0			3.0		15:01
7	LARGEN Georgina	3.0	33		0.0		0.0	3.0	1.0	15:19
8	WILD Ann (C)	2.5	27	7.0	25.0		20.0	1.0	3.0	33:47
9	RIDLEY Jenny	1.5	16	2.0	100.0			1.0		9:40
10	BAILLIE Sarah	3.5	32	15.0	50.0		20.0	9.0	2.0	37:01
11	FOX Jill	2.0	30	2.0	50.0			1.0	1.0	15:21
12	JACKSON Anna	4.5	28		0.0					10:13
13	SMALL Kristina	4.5	26					2.0		7:49
14	VANDERSTEEN Nicola	4.5	40		0.0					10:57
15	MacLEAN Caroline	2.0	25	2.0	9.1	0.0		6.0	2.0	25:40
TEAM			27.2	30.0	28.6	0.0	14.3	27.0	9.0	
Coach	HUDSON Paul									
Assistant Coach	TARKENTER Malcolm		PAWSON Sue							

GBR Played		
PR	USA	30-58

Legend:
(C) : Captain **PR** : Preliminary Round **QF** : Quarterfinal **SF** : Semi-final
PPG : Points Per Game **RPG** : Rebounds per Game **APG** : Assists per Game **MPG** : Minutes Played per Game
FT% : Free Throws % **FG%** : Field Goals % **3FG%** : 3 Points Field Goals %

PRNWB00000064.00073 00102020:42V010

MEN PRELIMINARY GROUP A MATCH RESULTS



FRI 20 OCT 2000

THE DOME

Match No: 12

USA 60 vs 44 MEX

Start Time: 19:00

Attendance: 254

Referees: CALIGIURI Gabriele (AUS)
RAMOT Itzhack (ISR)

TSOUNTSOURAS Spiridon (GRE)

Scoring by 5 min intervals:		1.HF				2.HF			
USA	MEX	4	6	19	30	36	40	53	60
		4	6	12	18	22	27	29	44

United States of America (USA)

No.	Name	MIN	PTS	Field Goals		2 Points		3 Points		Free Throws		Rebounds			AS	ST	TO	BS	PF
				M/A	%	M/A	%	M/A	%	M/A	%	OR	DR	TOT					
4	BARBER Eric	04:01																	
* 5	JUETTE Melvin Sean	34:31	2	1/5	20.0	1/5	20.0					3	1	4	6	1	1		2
6	TEW Steve																		
* 7	GILL JR Chuck	13:58	4	2/7	28.6	2/7	28.6							3	3				1
8	HERNANDEZ William	06:23	2	1/3	33.3	1/3	33.3												2
* 9	WALLER William Henry	29:36	10	4/8	50.0	4/8	50.0			2/2	100.0	3	4	7	1	1	1		1
10	SCHLAPPI Mike Palmer	27:30	5	2/6	33.3	2/6	33.3			1/2	50.0		5	5	3	1	1		1
* 11	SCHULTE Paul	31:23	10	4/6	66.7	4/6	66.7			2/2	100.0	1	5	6	7		5		2
12	KILEY David Paul	12:25	5	1/4	25.0	1/4	25.0			3/4	75.0		1	1		1	3		2
13	BELL Curtis	03:46		0/1	0.0	0/1	0.0					1		1			1		1
* 14	JOHNSON Larry	14:11	4	2/4	50.0	2/4	50.0					1	2	3	1		2		
15	GLASBRENNER Jeffrey James	22:16	18	8/12	66.7	8/12	66.7			2/9	22.2	1	7	8			3		
Team Coach																			
TOTALS			60	25/56	44.6	25/56	44.6			10/19	52.6	10	28	38	18	5	19		10
Coach	BYRNES Dan																		
Assistant Coach	BURNS Frank																		
PHILLIPS Mo																			

Mexico (MEX)

No.	Name	MIN	PTS	Field Goals		2 Points		3 Points		Free Throws		Rebounds			AS	ST	TO	BS	PF
				M/A	%	M/A	%	M/A	%	M/A	%	OR	DR	TOT					
4	SALVADOR Pedro	19:10		0/2	0.0	0/2	0.0					1	1	2					3
5	QUEVEDO Sergio	08:14	2	1/1	100.0	1/1	100.0								1				
6	LARRAGA Pablo	09:28	6	3/5	60.0	3/4	75.0	0/1	0.0			1	1	2					2
* 7	ISAIAS Armando	16:35															3	1	3
* 8	BLANCAS Luis	20:13	1	0/1	0.0	0/1	0.0			1/4	25.0	1	4	5		2			3
9	PULIDO Jose	07:44		0/2	0.0	0/2	0.0					1	1	1		1			1
* 10	OLIVAS Julio Cesar	21:35	5	2/8	25.0	1/5	20.0	1/3	33.3			1		1		1	1		2
11	MAGANA Rigoberto	11:27													1				3
* 12	HERNANDEZ Gilberto	17:33	6	3/11	27.3	3/9	33.3	0/2	0.0	0/2	0.0		3	3			3		
13	DURAN Mauro	15:24	4	2/4	50.0	2/4	50.0						6	6			3		2
14	ORTEGA Raul	16:17	6	3/10	30.0	3/8	37.5	0/2	0.0						4	2	2		2
* 15	ZAVALA Salvador	36:20	14	7/15	46.7	7/15	46.7					4	6	10		2	4	1	1
Team Coach																			
TOTALS			44	21/59	35.6	20/51	39.2	1/8	12.5	1/6	16.7	8	22	30	5	6	19	2	22
Coach	LOPEZ NINO Alejandro																		
Assistant Coach	DAVILA Aaron																		
DURAND Sergio																			

	USA	MEX
Points from Turnovers:	17	16
Biggest Lead:	27 (57-30)	2 (6-4)
Second Chance Points:	9	4
Lead Changes:	2	

	USA	MEX
Points in the Paint:	42	26
Biggest Scoring Run:	15-2 (55-29)	12-1 (42-58)
Fast Break Points:	8	4
Times Tied:	4	

Legend:

MIN : Minutes Played **M/A** : Made/Attempts **%** : Shooting Percentage **OR** : Offensive Rebounds
DR : Defensive Rebounds **TOT** : Total Rebounds **AS** : Assist **ST** : Steals
TO : Turnovers **BS** : Blocked Shots **PF** : Fouls **PTS** : Points
HF : Half of Time **OT** : Over Time * : Starting/Initial

PRNWB00000065.00073 00102020:47V020

MEN PRELIMINARY GROUP A MATCH RESULTS



FRI 20 OCT 2000

SYDNEY SUPERDOME

Match No: 11

CAN 55 vs 50 GBR

Start Time: 19:00

Attendance: 1853

Referees: DEWELL Ross (AUS)
WALLAART Edwin (NED)

SUGIYAMA Kaneyoshi (JPN)

Scoring by 5 min intervals:		1.HF				2.HF			
CAN		4	10	17	21	29	37	44	55
GBR		4	4	8	18	22	31	37	50

Canada (CAN)

No.	Name	MIN	PTS	Field Goals		2 Points		3 Points		Free Throws		Rebounds			AS	ST	TO	BS	PF
				M/A	%	M/A	%	M/A	%	M/A	%	OR	DR	TOT					
4	DUREPOS Dave	18:53	7	0/5	0.0	0/4	0.0	0/1	0.0	7/12	58.3		3	3	1	1	1		
5	HENDERSON Roy	03:55																	
6	TREUER James	08:12	6	2/4	50.0	2/4	50.0			2/6	33.3	1	1	2			1		3
7	DENNIS Jeff	01:07		0/1	0.0	0/1	0.0					1		1					
* 8	JOHNSON Joey	17:58	3	1/3	33.3	1/3	33.3			1/2	50.0	2	8	10	1		7	2	1
* 9	NORTON Ross	28:56	1	0/3	0.0	0/3	0.0			1/2	50.0	2	3	5	1		2		4
* 10	HALL Ken	27:09		0/4	0.0	0/4	0.0					1	1	1	1	1	2		
* 11	BORISOFF Jaimie	33:35	2	0/1	0.0	0/1	0.0			2/4	50.0	4	4	4	1				3
* 12	ANDERSON Patrick	33:50	29	11/20	55.0	9/16	56.3	2/4	50.0	5/7	71.4	3	7	10	2	2			4
13	STOUTENBURG Chris	06:25	2	1/1	100.0	1/1	100.0					1	1	1					1
14	GAERTNER Travis	02:15																	
15	PETER Richard	17:45	5	2/5	40.0	2/5	40.0			1/4	25.0	2	2	2	1		1		2
Team Coach																			
TOTALS			55	17/47	36.2	15/42	35.7	2/5	40.0	19/37	51.4	9	30	39	8	4	14	2	18
Coach	FROGLEY Michael																		
Assistant Coach	BOWES Paul																		
	TONELLO Jerry																		

Great Britain (GBR)

No.	Name	MIN	PTS	Field Goals		2 Points		3 Points		Free Throws		Rebounds			AS	ST	TO	BS	PF
				M/A	%	M/A	%	M/A	%	M/A	%	OR	DR	TOT					
* 4	CAINE Steve	19:09	6	3/6	50.0	3/5	60.0	0/1	0.0			2	2	2	2	1	3		3
* 5	THOMAS Sinclair	15:51	4	2/5	40.0	2/5	40.0					1	1	2	1		1		2
6	HAYES Kevin	06:49	4	2/3	66.7	2/3	66.7								1				2
7	BYWATER Terry																		
* 8	MUNN Simon	33:52	4	2/12	16.7	2/10	20.0	0/2	0.0	0/2	0.0	3	7	10	1		2		5
* 9	POLLOCK Jonathan	29:00	3	1/12	8.3	0/5	0.0	1/7	14.3						1		4		5
10	ADEPITAN Ade	08:21	7	2/2	100.0			2/2	100.0	1/4	25.0	2	2	2	2				2
11	JOHNSON Dan	23:02	8	4/9	44.4	4/9	44.4			0/1	0.0	3	1	4			1		3
* 12	BLAKE Andrew	27:29		0/2	0.0	0/2	0.0					1	8	9	1	1			4
13	HOWLEY Fred	01:11		0/2	0.0			0/2	0.0			1	1	1					1
14	PRICE Colin	23:30	6	3/10	30.0	3/10	30.0			0/2	0.0	3	3	3	5	1		1	4
15	BRAMLEY David	11:46	8	4/5	80.0	4/5	80.0					5	5	5			1	1	2
Team Coach																			
TOTALS			50	23/68	33.8	20/54	37.0	3/14	21.4	1/9	11.1	12	26	38	14	3	12	2	33
Coach	TITMUSS David																		
Assistant Coach	SMITH Nigel																		
	TOLFREY Vicky																		

	CAN	GBR
Points from Turnovers:	9	14
Biggest Lead:	13 (50-37)	2 (2-0)
Second Chance Points:	8	10
Lead Changes:	1	

	CAN	GBR
Points in the Paint:	20	26
Biggest Scoring Run:	13-2 (42-31)	12-2 (20-21)
Fast Break Points:	4	7
Times Tied:	3	

Legend:

MIN : Minutes Played **M/A** : Made/Attempts % : Shooting Percentage **OR** : Offensive Rebounds
DR : Defensive Rebounds **TOT** : Total Rebounds **AS** : Assist **ST** : Steals
TO : Turnovers **BS** : Blocked Shots **PF** : Fouls **PTS** : Points
HF : Half of Time **OT** : Over Time * : Starting/Initial

PRNWB00000066.00084A 00102020:49V010

Canada (CAN)

After 2 Matches

No.	Name	G	MIN	MPG	PTS	PPG	Field Goals		2 Points		3 Points		Free Throws		Rebounds			AS	ST	TO	BS	PF
							M/A	%	M/A	%	M/A	%	M/A	%	OR	DR	TOT					
4	DUREPOS Dave	2	26:39	13:19	9	4.5	1/8	12.5	1/7	14.3	0/1	0.0	7/12	58.3		3	3	1	1	2		1
5	HENDERSON Roy	2	23:01	11:30	2	1.0	1/2	50.0	1/2	50.0			0/2	0.0	1	4	5			2		3
6	TREUER James	2	19:32	9:46	10	5.0	3/7	42.9	3/7	42.9			4/10	40.0	1	3	4	2		3		3
7	DENNIS Jeff	2	8:04	4:02	6	3.0	3/4	75.0	3/4	75.0					1		1	1	1	1		
8	JOHNSON Joey	2	39:41	19:50	5	2.5	2/8	25.0	2/8	25.0			1/2	50.0	2	14	16	1	1	8	3	3
9	NORTON Ross	2	62:11	31:05	3	1.5	1/9	11.1	1/9	11.1			1/2	50.0	3	5	8	2		4		5
10	HALL Ken	2	55:37	27:48			0/5	0.0	0/5	0.0			0/2	0.0		4	4	4	1	6		1
11	BORISOFF Jaimie	2	47:02	23:31	4	2.0	1/2	50.0	1/2	50.0			2/4	50.0		5	5	3				4
12	ANDERSON Patrick	2	58:37	29:18	48	24.0	19/35	54.3	17/30	56.7	2/5	40.0	8/12	66.7	5	18	23	6	6		1	5
13	STOUTENBURG Chris	2	17:45	8:52	6	3.0	3/3	100.0	3/3	100.0			0/4	0.0		2	2			2		3
14	GAERTNER Travis	2	9:42	4:51	10	5.0	4/6	66.7	4/6	66.7			2/4	50.0		1	1			1		1
15	PETER Richard	2	32:09	16:04	13	6.5	4/8	50.0	4/8	50.0			5/8	62.5		4	4	2		1		6
Team/Coach																						
TOTALS					116	58.0	42/97	43.3	40/91	44.0	2/6	33.3	30/62	48.4	13	63	76	22	10	30	4	35
OPPONENTS					83	41.5	36/124	29.0	33/103	32.0	3/21	14.3	8/24	33.3	20	49	69	23	6	34	3	58

	CAN	OPPONENTS
Points from Turnovers	25	25
Points in the Paint	60	38
Second Chance Points	10	12
Fast Break Points	14	11

AVERAGES PER GAME

	CAN	OPPONENTS
Total Field Goals Made	21.0	18.0
2 Points Field Goals Made	20.0	16.5
3 Points Field Goals Made	1.0	1.5
Free Throws Made	15.0	4.0
Offensive Rebounds	6.5	10.0
Deffensive Rebounds	31.5	24.5
Total Rebounds	38.0	34.5
Assists	11.0	11.5
Steals	5.0	3.0
Turnovers	15.0	17.0
Blocked Shots	2.0	1.5
Fouls	17.5	29.0
Points from Turnovers	12.5	12.5
Points in the Paint	30.0	19.0
Second Chance Points	5.0	6.0
Fast Break Points	7.0	5.5

Legend:

G : Games Played	MIN : Minutes Played	MPG : Minutes Played per Game	PTS : Points
PPG : Points per Game	M/A : Made/Attempts	% : Shooting Percentage	OR : Offensive Rebounds
DR : Defensive Rebounds	TOT : Total Rebounds	AS : Assists	ST : Steals
TO : Turnovers	BS : Blocked Shots	PF : Fouls	

PRNWB00000067.00084A 00102020:49V010

Great Britain (GBR)

After 2 Matches

No.	Name	G	MIN	MPG	PTS	PPG	Field Goals		2 Points		3 Points		Free Throws		Rebounds			AS	ST	TO	BS	PF
							M/A	%	M/A	%	M/A	%	M/A	%	OR	DR	TOT					
4	CAINE Steve	2	28:14	14:07	9	4.5	4/8	50.0	4/7	57.1	0/1	0.0	1/2	50.0	3		3	3	1	6		3
5	THOMAS Sinclair	2	18:29	9:14	4	2.0	2/5	40.0	2/5	40.0			0/2	0.0	1	3	4	1		1		2
6	HAYES Kevin	2	14:12	7:06	6	3.0	3/4	75.0	3/4	75.0								1				3
7	BYWATER Terry																					
8	MUNN Simon	2	71:17	35:38	15	7.5	7/21	33.3	7/19	36.8	0/2	0.0	1/6	16.7	8	20	28	2	1	7	1	7
9	POLLOCK Jonathan	2	57:04	28:32	16	8.0	5/25	20.0	1/12	8.3	4/13	30.8	2/4	50.0	1	2	3	4		7		9
10	ADEPITAN Ade	2	18:41	9:20	11	5.5	3/3	100.0	1/1	100.0	2/2	100.0	3/7	42.9	3		3	4		1		4
11	JOHNSON Dan	2	57:27	28:43	16	8.0	7/20	35.0	7/20	35.0			2/3	66.7	4	3	7	2	1	4		6
12	BLAKE Andrew	2	57:28	28:44	2	1.0	1/5	20.0	1/5	20.0			0/1	0.0	3	18	21	2	2			6
13	HOWLEY Fred	1	1:11	1:11			0/2	0.0			0/2	0.0				1	1					1
14	PRICE Colin	2	54:13	27:06	24	12.0	12/22	54.5	12/22	54.5			0/6	0.0		6	6	6	1	6	1	7
15	BRAMLEY David	2	21:44	10:52	8	4.0	4/5	80.0	4/5	80.0						7	7			1	1	3
Team/Coach																						
TOTALS					111	55.5	48/120	40.0	42/100	42.0	6/20	30.0	9/31	29.0	23	60	83	25	6	33	3	51
OPPONENTS					98	49.0	37/108	34.3	35/98	35.7	2/10	20.0	22/46	47.8	18	48	66	22	10	30	2	39

AVERAGES PER GAME

	GBR	OPPONENTS
Points from Turnovers	27	23
Points in the Paint	54	50
Second Chance Points	18	10
Fast Break Points	15	8

	GBR	OPPONENTS
Total Field Goals Made	24.0	18.5
2 Points Field Goals Made	21.0	17.5
3 Points Field Goals Made	3.0	1.0
Free Throws Made	4.5	11.0
Offensive Rebounds	11.5	9.0
Deffensive Rebounds	30.0	24.0
Total Rebounds	41.5	33.0
Assists	12.5	11.0
Steals	3.0	5.0
Turnovers	16.5	15.0
Blocked Shots	1.5	1.0
Fouls	25.5	19.5
Points from Turnovers	13.5	11.5
Points in the Paint	27.0	25.0
Second Chance Points	9.0	5.0
Fast Break Points	7.5	4.0

Legend:

G : Games Played	MIN : Minutes Played	MPG : Minutes Played per Game	PTS : Points
PPG : Points per Game	M/A : Made/Attempts	% : Shooting Percentage	OR : Offensive Rebounds
DR : Defensive Rebounds	TOT : Total Rebounds	AS : Assists	ST : Steals
TO : Turnovers	BS : Blocked Shots	PF : Fouls	

PRNWB00000068.00073 00102021:58V010

Match No: 13

AUS 26 vs 32 FRA

Start Time: 21:00

Attendance:

Referees: ESHENKO Vladimer (CAN)
 JUNGMANN Hans-Dieter (GER)

BHANIA Balwant (GBR)

FIRST HALF

Scoring by 5 min intervals: AUS
 FRA

8	16	24	26
4	13	21	32

Australia (AUS)

No.	Name	MIN	PTS	Field Goals		2 Points		3 Points		Free Throws		Rebounds			AS	ST	TO	BS	PF
				M/A	%	M/A	%	M/A	%	M/A	%	OR	DR	TOT					
4	PORTER Shane																		
* 5	SACHS Troy	12:51	14	6/10	60.0	6/10	60.0			2/3	66.7	1	1	2	1	1			3
6	GOULD David	10:22	3	1/4	25.0	1/4	25.0			1/2	50.0		1	1	1		1		2
* 7	BLYTHE Sandy	15:02		0/2	0.0	0/2	0.0						3	3	2		3		1
8	GROENEWEGEN Shaun																		
9	McFAWN Michael																		
* 10	MORRIS Nick	15:02											2	2					2
* 11	HEWSON Gerry	20:00		0/1	0.0	0/1	0.0								1				
12	QUINN Brook																		
13	ANDREWS Troy	04:58																	1
14	KING Adrian	04:58								0/2	0.0								
* 15	NESS Brad	16:47	9	4/10	40.0	4/10	40.0			1/2	50.0	2	6	8		1	4		3
Team Coach																			
TOTALS			26	11/27	40.7	11/27	40.7			4/9	44.4	3	13	16	5	2	8		12
Coach		TURNER Bob																	
Assistant Coach		OLIVER Richard WALKER Michael																	

France (FRA)

No.	Name	MIN	PTS	Field Goals		2 Points		3 Points		Free Throws		Rebounds			AS	ST	TO	BS	PF
				M/A	%	M/A	%	M/A	%	M/A	%	OR	DR	TOT					
4	SALLEM Riadh																		
* 5	ABOUKIR Jean-Denis	14:27	3	1/2	50.0	1/2	50.0			1/2	50.0		2	2		1			1
6	LIBMAN Bertrand	01:36																	1
7	COURNEIL Jerome	06:26	2	1/1	100.0	1/1	100.0												
* 8	BOUSTILA Ouahid	12:51	12	5/9	55.6	4/8	50.0	1/1	100.0	1/4	25.0	3	1	4		1	2		3
9	FAHRASMANE Mario																		
* 10	GUYOT Frederic	20:00		0/3	0.0	0/3	0.0					1	2	3	3	1	3		3
11	THEREZO Jose	12:49	10	3/3	100.0	3/3	100.0			4/6	66.7	1	2	3	2		2	1	1
12	HAMELIN David																		
13	DIXNEUF Lionel																		
* 14	BAYE Philippe	12:44	5	2/9	22.2	2/9	22.2			1/2	50.0		4	4					1
* 15	LAFFONT Jean Pascal	19:07		0/1	0.0			0/1	0.0	0/2	0.0	1	1	2					1
Team Coach																			
TOTALS			32	12/28	42.9	11/26	42.3	1/2	50.0	7/16	43.8	6	12	18	5	3	7	1	11
Coach		SORIANO Jean-Paul																	
Assistant Coach		SCHOENACKER Maurice																	

	AUS	FRA
Points from Turnovers:	5	9
Biggest Lead:	9 (13-4)	6 (32-26)
Second Chance Points:	6	6
Lead Changes:	1	

	AUS	FRA
Points in the Paint:	18	20
Biggest Scoring Run:	9-0 (13-4)	11-2 (32-26)
Fast Break Points:		
Times Tied:	3	

Legend:

MIN : Minutes Played **M/A** : Made/Attempts **%** : Shooting Percentage **OR** : Offensive Rebounds
DR : Defensive Rebounds **TOT** : Total Rebounds **AS** : Assist **ST** : Steals
TO : Turnovers **BS** : Blocked Shots **PF** : Fouls **PTS** : Points
HF : Half of Time **OT** : Over Time * : Starting/Initial

PRNWB00000069.00069 00102022:53V010

Match No: 13

AUS 54 vs 63 FRA

Start Time: 21:00

Attendance: 1853

Referees: ESHENKO Vladimer (CAN)
JUNGMANN Hans-Dieter (GER)

BHANIA Balwant (GBR)

Scoring by 5 min intervals:	AUS FRA	1.HF				2.HF			
		8	16	24	26	34	39	45	54
		4	13	21	32	41	50	56	63

Time	Score	Australia		Action	France		Time	Score	Australia		Action	France	
		FIRST HALF			FIRST HALF				FIRST HALF			FIRST HALF	
20:00		5 - SACHS Troy		Player IN			15:35		15 - NESS Brad		Offens.Rebound		
20:00		7 - BLYTHE Sandy		Player IN			15:35	8-4	15 - NESS Brad		Tap MADE		
20:00		10 - MORRIS Nick		Player IN			15:19				2 Pt. Miss	8 - BOUSTILA Ouahid	
20:00		11 - HEWSON Gerry		Player IN			15:17		15 - NESS Brad		Defens.Rebound		
20:00		15 - NESS Brad		Player IN			14:59	10-4	5 - SACHS Troy		2 Pt. in the paint		
20:00				Player IN	5 - ABOUKIR Jean-Denis		14:59		11 - HEWSON Gerry		Assist		
20:00				Player IN	8 - BOUSTILA Ouahid		14:59				Foul	8 - BOUSTILA Ouahid (P1,T6)	
20:00				Player IN	10 - GUYOT Frederic		14:59	11-4	5 - SACHS Troy		Free Th. MADE		
20:00				Player IN	14 - BAYE Philippe		14:47				2 Pt. Miss	14 - BAYE Philippe	
20:00				Player IN	15 - LAFFONT Jean Pascal		14:45		7 - BLYTHE Sandy		Defens.Rebound		
19:53				Foul	5 - ABOUKIR Jean-Denis (P1,T1)		14:25	13-4	15 - NESS Brad		2 Pt. in the paint		
19:47		15 - NESS Brad		2 Pt. Miss			14:25				Time Out	France	
19:45				Defens.Rebound	10 - GUYOT Frederic		14:05				2 Pt. Miss	14 - BAYE Philippe	
19:35				Turnover	10 - GUYOT Frederic		14:03		15 - NESS Brad		Defens.Rebound		
19:22		15 - NESS Brad		2 Pt. Miss			13:53		5 - SACHS Troy		2 Pt. Miss		
19:20		5 - SACHS Troy		Offens.Rebound			13:51				Defens.Rebound	5 - ABOUKIR Jean-Denis	
19:20	2-0	5 - SACHS Troy		Tap MADE			13:34				2 Pt. Miss	10 - GUYOT Frederic	
19:02				2 Pt. Miss	8 - BOUSTILA Ouahid		13:31				Offens.Rebound	15 - LAFFONT Jean Pascal	
18:59		10 - MORRIS Nick		Defens.Rebound			13:23				2 Pt. Miss	8 - BOUSTILA Ouahid	
18:50		7 - BLYTHE Sandy		2 Pt. Miss			13:21		15 - NESS Brad		Defens.Rebound		
18:48				Defens.Rebound	14 - BAYE Philippe		13:03		7 - BLYTHE Sandy		Turnover		
18:43		10 - MORRIS Nick (P1,T1)		Foul			13:01				Steal	10 - GUYOT Frederic	
18:43				Free Th. Miss	5 - ABOUKIR Jean-Denis		12:50				2 Pt. Miss	14 - BAYE Philippe	
18:43	2-1			Free Th. MADE	5 - ABOUKIR Jean-Denis		12:49		5 - SACHS Troy (P2,T4)		Foul		
18:19	4-1	5 - SACHS Troy		2 Pt. in the paint			12:49				Player OUT	14 - BAYE Philippe	
18:19		7 - BLYTHE Sandy		Assist			12:49				Player IN	11 - THEREZO Jose	
18:07				2 Pt. Miss	10 - GUYOT Frederic		12:43				3 Pt. Miss	15 - LAFFONT Jean Pascal	
18:04		15 - NESS Brad (P1,T2)		Technical Foul			12:41		15 - NESS Brad		Defens.Rebound		
18:04	4-2			Free Th. MADE	14 - BAYE Philippe		12:33		15 - NESS Brad		Turnover		
18:04				Free Th. Miss	14 - BAYE Philippe		12:33		10 - MORRIS Nick (P2,T5)		Foul		
18:02		5 - SACHS Troy		Defens.Rebound			12:10	13-7			3 Pt. MADE	8 - BOUSTILA Ouahid	
17:54		5 - SACHS Troy		2 Pt. Miss			12:07		7 - BLYTHE Sandy		Player OUT		
17:53				Defens.Rebound	14 - BAYE Philippe		12:07		10 - MORRIS Nick		Player OUT		
17:40				2 Pt. Miss	14 - BAYE Philippe		12:07		13 - ANDREWS Troy		Player IN		
17:37				Offens.Rebound	8 - BOUSTILA Ouahid		12:07		14 - KING Adrian		Player IN		
17:37	4-4			Tap MADE	8 - BOUSTILA Ouahid		11:58		15 - NESS Brad		Turnover		
17:24				Foul	10 - GUYOT Frederic (P1,T2)		11:44	13-9			2 Pt. in the paint	8 - BOUSTILA Ouahid	
17:21				Foul	10 - GUYOT Frederic (P2,T3)		11:44				Assist	10 - GUYOT Frederic	
17:15	6-4	5 - SACHS Troy		2 Pt. in the paint			11:32				Foul	11 - THEREZO Jose (P1,T7)	
17:15		7 - BLYTHE Sandy		Assist			11:32	14-9	15 - NESS Brad		Free Th. MADE		
17:02				Turnover	10 - GUYOT Frederic		11:32		15 - NESS Brad		Free Th. Miss		
16:47				Steal	5 - ABOUKIR Jean-Denis		11:30		15 - NESS Brad		Offens.Rebound		
16:45		7 - BLYTHE Sandy		Turnover			11:25	16-9	15 - NESS Brad		2 Pt. in the paint		
16:38				2 Pt. Miss	5 - ABOUKIR Jean-Denis		11:25		5 - SACHS Troy		Assist		
16:36				Offens.Rebound	8 - BOUSTILA Ouahid		10:58	16-11			2 Pt. in the paint	8 - BOUSTILA Ouahid	
16:36				2 Pt. Miss	8 - BOUSTILA Ouahid		10:34				Steal	8 - BOUSTILA Ouahid	
16:35				Offens.Rebound	8 - BOUSTILA Ouahid		10:33		15 - NESS Brad		Turnover		
16:35		5 - SACHS Troy (P1,T3)		Foul			10:22		15 - NESS Brad (P2,T6)		Foul		
16:35				Free Th. Miss	8 - BOUSTILA Ouahid		10:22		15 - NESS Brad		Player OUT		
16:35				Free Th. Miss	8 - BOUSTILA Ouahid		10:22		6 - GOULD David		Player IN		
16:33		15 - NESS Brad		Defens.Rebound			10:12	16-13			2 Pt. in the paint	5 - ABOUKIR Jean-Denis	
16:30				Foul	15 - LAFFONT Jean Pascal (P1,T4)		10:12				Assist	11 - THEREZO Jose	
16:15		11 - HEWSON Gerry		2 Pt. Miss			9:54		6 - GOULD David		2 Pt. Miss		
16:11				Defens.Rebound	8 - BOUSTILA Ouahid		9:48	18-13	5 - SACHS Troy		2 Pt. MADE		
16:11				Turnover	8 - BOUSTILA Ouahid		9:32		13 - ANDREWS Troy (P1,T7)		Foul		
15:55				Foul	14 - BAYE Philippe (P1,T5)		9:32	18-14			Free Th. MADE	8 - BOUSTILA Ouahid	
15:37		5 - SACHS Troy		2 Pt. Miss			9:32				Free Th. Miss	8 - BOUSTILA Ouahid	

Wheelchair Basketball

MEN PRELIMINARY GROUP B PLAY BY PLAY



FRI 20 OCT 2000

SYDNEY SUPERDOME

Time	Score	Australia	Action	France	Time	Score	Australia	Action	France
FIRST HALF					FIRST HALF				
9:30			Offens.Rebound	11 - THEREZO Jose	2:16			Turnover	10 - GUYOT Frederic
9:21	18-16		2 Pt. in the paint	8 - BOUSTILA Ouahid	2:14		7 - BLYTHE Sandy (P1,T11)	Offensive Foul	
9:21			Assist	11 - THEREZO Jose	2:14		7 - BLYTHE Sandy	Turnover	
9:02	20-16	5 - SACHS Troy	2 Pt. MADE		2:14			Time Out	France
9:02		6 - GOULD David	Assist		2:05			2 Pt. Miss	14 - BAYE Philippe
8:43	20-18		2 Pt. in the paint	11 - THEREZO Jose	2:02		6 - GOULD David	Defens.Rebound	
8:22		5 - SACHS Troy	2 Pt. Miss		1:52		6 - GOULD David	2 Pt. Miss	
8:20		Australia	Time Out		1:52			Defens.Rebound	14 - BAYE Philippe
8:02			Turnover	8 - BOUSTILA Ouahid	1:42	26-26		2 Pt. in the paint	14 - BAYE Philippe
8:00		5 - SACHS Troy	Steal		1:42			Assist	10 - GUYOT Frederic
7:57			Foul	8 - BOUSTILA Ouahid (P2,T8)	1:29		15 - NESS Brad	2 Pt. Miss	
7:57	21-18	5 - SACHS Troy	Free Th. MADE		1:26			Defens.Rebound	11 - THEREZO Jose
7:57		5 - SACHS Troy	Free Th. Miss		1:13		15 - NESS Brad (P3,T12)	Foul	
7:40	21-20		2 Pt. in the paint	11 - THEREZO Jose	1:13	26-27		Free Th. MADE	11 - THEREZO Jose
7:23			Foul	8 - BOUSTILA Ouahid (P3,T9)	1:13	26-28		Free Th. MADE	11 - THEREZO Jose
7:23		14 - KING Adrian	Free Th. Miss		1:00		15 - NESS Brad	2 Pt. Miss	
7:23		14 - KING Adrian	Free Th. Miss		0:57			Defens.Rebound	15 - LAFFONT Jean Pascal
7:20			Defens.Rebound	5 - ABOUKIR Jean-Denis	0:43	26-30		2 Pt. in the paint	11 - THEREZO Jose
7:09		5 - SACHS Troy (P3,T8)	Foul		0:43			Assist	10 - GUYOT Frederic
7:09			Player OUT	8 - BOUSTILA Ouahid	0:18		6 - GOULD David	Turnover	
7:09			Player IN	6 - LIBMAN Bertrand	0:06	26-32		2 Pt. MADE	14 - BAYE Philippe
7:09		5 - SACHS Troy	Player OUT		SECOND HALF				
7:09		13 - ANDREWS Troy	Player OUT		20:00		5 - SACHS Troy	Player IN	
7:09		14 - KING Adrian	Player OUT		20:00		7 - BLYTHE Sandy	Player IN	
7:09		15 - NESS Brad	Player IN		20:00		10 - MORRIS Nick	Player IN	
7:09		10 - MORRIS Nick	Player IN		20:00		11 - HEWSON Gerry	Player IN	
7:09		7 - BLYTHE Sandy	Player IN		20:00		15 - NESS Brad	Player IN	
7:09			Free Th. Miss	15 - LAFFONT Jean Pascal	20:00			Player IN	11 - THEREZO Jose
7:09			Free Th. Miss	15 - LAFFONT Jean Pascal	20:00			Player IN	14 - BAYE Philippe
7:05		15 - NESS Brad	Defens.Rebound		20:00			Player IN	7 - COURNEIL Jerome
6:41	23-20	15 - NESS Brad	2 Pt. in the paint		20:00			Player IN	10 - GUYOT Frederic
6:26		6 - GOULD David (P1,T9)	Foul		20:00			Player IN	15 - LAFFONT Jean Pascal
6:26			Player OUT	15 - LAFFONT Jean Pascal	19:37	28-32	15 - NESS Brad	2 Pt. in the paint	
6:26			Player IN	7 - COURNEIL Jerome	19:09	28-34		2 Pt. MADE	7 - COURNEIL Jerome
6:26			Free Th. Miss	11 - THEREZO Jose	19:09			Assist	14 - BAYE Philippe
6:26	23-21		Free Th. MADE	11 - THEREZO Jose	18:46		5 - SACHS Troy	Turnover	
6:15			Foul	6 - LIBMAN Bertrand (P1,T10)	18:32	28-36		2 Pt. in the paint	10 - GUYOT Frederic
6:15		6 - GOULD David	Free Th. Miss		18:32			Assist	11 - THEREZO Jose
6:15	24-21	6 - GOULD David	Free Th. MADE		18:05	30-36	5 - SACHS Troy	2 Pt. MADE	
6:03			2 Pt. Miss	10 - GUYOT Frederic	18:05		15 - NESS Brad	Assist	
6:01		7 - BLYTHE Sandy	Defens.Rebound		17:48	30-38		2 Pt. in the paint	10 - GUYOT Frederic
5:39		15 - NESS Brad	Turnover		17:25		5 - SACHS Troy	Turnover	
5:33			Turnover	11 - THEREZO Jose	17:13			3 Pt. Miss	14 - BAYE Philippe
5:33		15 - NESS Brad	Steal		17:11		Australia	Time Out	
5:33			Foul	10 - GUYOT Frederic (P3,T11)	17:06		15 - NESS Brad (P4,T1)	Foul	
5:33			Player OUT	5 - ABOUKIR Jean-Denis	17:06	30-39		Free Th. MADE	11 - THEREZO Jose
5:33			Player OUT	6 - LIBMAN Bertrand	17:06			Free Th. Miss	11 - THEREZO Jose
5:33			Player IN	14 - BAYE Philippe	17:04		15 - NESS Brad	Defens.Rebound	
5:33			Player IN	15 - LAFFONT Jean Pascal	16:43	32-39	11 - HEWSON Gerry	2 Pt. in the paint	
5:18		7 - BLYTHE Sandy	2 Pt. Miss		16:43		5 - SACHS Troy	Assist	
5:16			Block Shot	11 - THEREZO Jose	16:26	32-41		2 Pt. in the paint	11 - THEREZO Jose
5:14			Defens.Rebound	10 - GUYOT Frederic	16:26			Assist	10 - GUYOT Frederic
5:04			2 Pt. Miss	14 - BAYE Philippe	16:07		15 - NESS Brad	Player OUT	
5:02		10 - MORRIS Nick	Defens.Rebound		16:07		6 - GOULD David	Player IN	
4:38		6 - GOULD David	2 Pt. Miss		16:02		6 - GOULD David	Turnover	
4:20		6 - GOULD David (P2,T10)	Foul		15:57		5 - SACHS Troy (P4,T2)	Foul	
4:20	24-22		Free Th. MADE	11 - THEREZO Jose	15:57			Player OUT	10 - GUYOT Frederic
4:20			Free Th. Miss	11 - THEREZO Jose	15:57			Player IN	4 - SALLEM Riadh
4:19			Offens.Rebound	10 - GUYOT Frederic	15:57		5 - SACHS Troy	Player OUT	
4:09	24-24		2 Pt. in the paint	7 - COURNEIL Jerome	15:57		7 - BLYTHE Sandy	Player OUT	
3:45		15 - NESS Brad	2 Pt. Miss		15:57		8 - GROENEWEGEN Shaun	Player IN	
3:42			Defens.Rebound	11 - THEREZO Jose	15:57		14 - KING Adrian	Player IN	
3:32			Turnover	11 - THEREZO Jose	15:51		6 - GOULD David (P3,T3)	Foul	
3:32		Australia	Time Out		15:51			Free Th. Miss	7 - COURNEIL Jerome
3:15		15 - NESS Brad	2 Pt. Miss		15:51			Free Th. Miss	7 - COURNEIL Jerome
3:13			Defens.Rebound	14 - BAYE Philippe	15:49		14 - KING Adrian	Defens.Rebound	
3:01			2 Pt. Miss	14 - BAYE Philippe	15:23		6 - GOULD David	3 Pt. Miss	
2:59		7 - BLYTHE Sandy	Defens.Rebound		15:20		6 - GOULD David	Offens.Rebound	
2:37	26-24	6 - GOULD David	2 Pt. in the paint		15:16	34-41	14 - KING Adrian	2 Pt. in the paint	

Wheelchair Basketball

Wheelchair Basketball

Wheelchair Basketball

Wheelchair Basketball

MEN PRELIMINARY GROUP B PLAY BY PLAY



FRI 20 OCT 2000

SYDNEY SUPERDOME

Time	Score	Australia	Action	France	Time	Score	Australia	Action	France
SECOND HALF					SECOND HALF				
15:16		6 - GOULD David	Assist		8:08			2 Pt. Miss	11 - THEREZO Jose
15:04			Offensive Foul	15 - LAFFONT Jean Pascal (P2,T1)	8:06		5 - SACHS Troy	Defens.Rebound	
15:04			Turnover	15 - LAFFONT Jean Pascal	8:04			Foul	11 - THEREZO Jose (P3,T6)
15:04		11 - HEWSON Gerry	Player OUT		7:52		15 - NESS Brad	2 Pt. Miss	
15:04		7 - BLYTHE Sandy	Player IN		7:35			2 Pt. Miss	11 - THEREZO Jose
15:04			Player OUT	11 - THEREZO Jose	7:33		5 - SACHS Troy	Defens.Rebound	
15:04			Player IN	8 - BOUSTILA Ouahid	7:23		15 - NESS Brad	2 Pt. Miss	
14:37		8 - GROENEWEGEN Shaun	3 Pt. Miss		7:22			Defens.Rebound	7 - COURNEIL Jerome
14:35			Defens.Rebound	15 - LAFFONT Jean Pascal	7:09			Turnover	10 - GUYOT Frederic
14:22			2 Pt. Miss	7 - COURNEIL Jerome	6:52			Steal	11 - THEREZO Jose
14:20		6 - GOULD David	Defens.Rebound		6:50		15 - NESS Brad	Turnover	
14:02		6 - GOULD David	2 Pt. Miss		6:30	42-54		2 Pt. in the paint	14 - BAYE Philippe
14:00			Defens.Rebound	14 - BAYE Philippe	6:21		15 - NESS Brad	Turnover	
13:42		10 - MORRIS Nick (P3,T4)	Foul		6:19			Offensive Foul	7 - COURNEIL Jerome (P2,T7)
13:42			Player OUT	4 - SALLEM Riadh	6:19			Turnover	7 - COURNEIL Jerome
13:42			Player IN	10 - GUYOT Frederic	6:19		15 - NESS Brad	Player OUT	
13:42			Time Out	France	6:19		6 - GOULD David	Player IN	
13:42			Free Th. Miss	14 - BAYE Philippe	6:03		5 - SACHS Troy	2 Pt. Miss	
13:42	34-42		Free Th. MADE	14 - BAYE Philippe	6:01			Defens.Rebound	11 - THEREZO Jose
13:13		7 - BLYTHE Sandy	2 Pt. Miss		5:36			2 Pt. Miss	14 - BAYE Philippe
13:13		8 - GROENEWEGEN Shaun	Offens.Rebound		5:34		5 - SACHS Troy	Defens.Rebound	
13:13			Foul	7 - COURNEIL Jerome (P1,T2)	5:25		7 - BLYTHE Sandy	2 Pt. Miss	
13:13	35-42	8 - GROENEWEGEN Shaun	Free Th. MADE		5:24		6 - GOULD David	Offens.Rebound	
13:13		8 - GROENEWEGEN Shaun	Free Th. Miss		5:24	44-54	6 - GOULD David	2 Pt. in the paint	
13:11			Defens.Rebound	8 - BOUSTILA Ouahid	5:24			Foul	14 - BAYE Philippe (P3,T8)
12:50	35-44		2 Pt. MADE	14 - BAYE Philippe	5:24		13 - ANDREWS Troy	Player OUT	
12:15		6 - GOULD David	3 Pt. Miss		5:24		11 - HEWSON Gerry	Player IN	
12:02			Fast Break	France	5:24	45-54	6 - GOULD David	Free Th. MADE	
12:02	35-46		2 Pt. in the paint	10 - GUYOT Frederic	5:08	45-56		2 Pt. in the paint	11 - THEREZO Jose
12:02		6 - GOULD David	Player OUT		5:08			Assist	10 - GUYOT Frederic
12:02		5 - SACHS Troy	Player IN		4:50		6 - GOULD David	2 Pt. Miss	
11:51	37-46	5 - SACHS Troy	2 Pt. MADE		4:50		5 - SACHS Troy	Offens.Rebound	
11:25			2 Pt. Miss	8 - BOUSTILA Ouahid	4:50			Foul	14 - BAYE Philippe (P4,T9)
11:23			Offens.Rebound	10 - GUYOT Frederic	4:50		5 - SACHS Troy	Free Th. Miss	
11:15	37-48		2 Pt. in the paint	8 - BOUSTILA Ouahid	4:50		5 - SACHS Troy	Free Th. Miss	
11:15			Assist	10 - GUYOT Frederic	4:48			Defens.Rebound	11 - THEREZO Jose
11:04			Foul	8 - BOUSTILA Ouahid (P4,T3)	4:32	45-58		2 Pt. in the paint	14 - BAYE Philippe
10:56		5 - SACHS Troy	2 Pt. Miss		4:32			Assist	10 - GUYOT Frederic
10:53			Defens.Rebound	8 - BOUSTILA Ouahid	4:17	48-58	5 - SACHS Troy	3 Pt. MADE	
10:42	37-50		2 Pt. in the paint	15 - LAFFONT Jean Pascal	3:54	48-60		2 Pt. in the paint	14 - BAYE Philippe
10:42			Assist	14 - BAYE Philippe	3:54			Assist	10 - GUYOT Frederic
10:26			Foul	14 - BAYE Philippe (P2,T4)	3:54		Australia	Time Out	
10:26		10 - MORRIS Nick	Player OUT		3:45			Foul	15 - LAFFONT Jean Pascal (P3,T10)
10:26		8 - GROENEWEGEN Shaun	Player OUT		3:45		5 - SACHS Troy	Free Th. Miss	
10:26			Player OUT	8 - BOUSTILA Ouahid	3:45	49-60	5 - SACHS Troy	Free Th. MADE	
10:26			Player IN	11 - THEREZO Jose	3:45	50-60	5 - SACHS Troy	Free Th. MADE	
10:26			Player OUT		3:26		6 - GOULD David	Steal	
10:26		14 - KING Adrian	Player IN		3:24			Turnover	10 - GUYOT Frederic
10:26		15 - NESS Brad	Player IN		3:21		Australia	Fast Break	
10:26		4 - PORTER Shane	Player IN		3:19	52-60	5 - SACHS Troy	2 Pt. in the paint	
10:26		11 - HEWSON Gerry	Player IN		3:19		6 - GOULD David	Assist	
10:18		15 - NESS Brad	2 Pt. Miss		3:05			2 Pt. Miss	14 - BAYE Philippe
10:17		15 - NESS Brad	Offens.Rebound		3:03			Offens.Rebound	14 - BAYE Philippe
10:17	39-50	15 - NESS Brad	Tap MADE		3:03			Tap MADE	14 - BAYE Philippe
10:03		4 - PORTER Shane (P1,T5)	Foul		2:47	52-62		Free Th. Miss	
9:49			3 Pt. Miss	14 - BAYE Philippe	2:45		4 - PORTER Shane	Offens.Rebound	
9:30			Foul	11 - THEREZO Jose (P2,T5)	2:42		4 - PORTER Shane	Turnover	
9:30		5 - SACHS Troy	Free Th. Miss		2:39			Steal	11 - THEREZO Jose
9:30	40-50	5 - SACHS Troy	Free Th. MADE		2:23			2 Pt. Miss	14 - BAYE Philippe
9:08			3 Pt. Miss	14 - BAYE Philippe	2:21		4 - PORTER Shane	Defens.Rebound	
9:04		15 - NESS Brad	Defens.Rebound		2:05		6 - GOULD David	2 Pt. Miss	
8:54	42-50	15 - NESS Brad	2 Pt. in the paint		2:02			Defens.Rebound	7 - COURNEIL Jerome
8:54		5 - SACHS Troy	Assist		1:40			2 Pt. Miss	10 - GUYOT Frederic
8:48		11 - HEWSON Gerry	Player OUT		1:38		5 - SACHS Troy	Defens.Rebound	
8:48		13 - ANDREWS Troy	Player IN		1:28		Australia	Time Out	
8:39	42-52		2 Pt. in the paint	14 - BAYE Philippe	1:28		6 - GOULD David	Player OUT	
8:26		4 - PORTER Shane	2 Pt. Miss		1:28		11 - HEWSON Gerry	Player OUT	
8:24			Defens.Rebound	14 - BAYE Philippe	1:28		8 - GROENEWEGEN Shaun	Player IN	
8:10			2 Pt. Miss	14 - BAYE Philippe	1:28			Player IN	
8:08			Offens.Rebound	11 - THEREZO Jose	1:28		14 - KING Adrian	Player IN	


Wheelchair Basketball

Wheelchair Basketball

Wheelchair Basketball

Wheelchair Basketball

MEN PRELIMINARY GROUP B PLAY BY PLAY



FRI 20 OCT 2000

SYDNEY SUPERDOME

Time	Score	Australia	Action	France	Time	Score	Australia	Action	France
SECOND HALF					SECOND HALF				
1:23		5 - SACHS Troy	3 Pt. Miss		0:07			Free Th. Miss	14 - BAYE Philippe
1:20			Defens.Rebound	14 - BAYE Philippe	0:07	52-63		Free Th. MADE	14 - BAYE Philippe
1:06		7 - BLYTHE Sandy (P2,T6)	Foul		0:07			Free Th. Miss	14 - BAYE Philippe
0:39			3 Pt. Miss	14 - BAYE Philippe	0:05		8 - GROENEWEGEN Shaun	Defens.Rebound	
0:31		8 - GROENEWEGEN Shaun	3 Pt. Miss		0:02			Foul	11 - THEREZO Jose (P4,T11)
0:29			Defens.Rebound	11 - THEREZO Jose	0:02	53-63	5 - SACHS Troy	Free Th. MADE	
0:25		8 - GROENEWEGEN Shaun (P1,T7)	Foul		0:02	54-63	5 - SACHS Troy	Free Th. MADE	
0:07		14 - KING Adrian (P1,T8)	Foul		0:00			END of PERIOD	

Wheelchair Basketball

Wheelchair Basketball

Wheelchair Basketball

Wheelchair Basketball

PRNWB0000006A.00051 00102022:13V010

Match No: 22

GBR vs MEX

Start Time: 19:00

Referees: ARNOLD Sharon (AUS)
BEHRE Christofer (SWE)

OTTO Jorg-ulich (GER)

Great Britain (GBR)

No.	Name	Class Points	Age	PPG	FG%	3FG%	FT%	RPG	APG	MPG
4	CAINE Steve	2.0	35	4.5	50.0	0.0	50.0	1.5	1.5	14:07
5	THOMAS Sinclair	3.0	31	2.0	40.0		0.0	2.0	0.5	9:14
6	HAYES Kevin	1.0	37	3.0	75.0				0.5	7:06
7	BYWATER Terry	4.5	17							
8	MUNN Simon (C)	4.0	32	7.5	33.3	0.0	16.7	14.0	1.0	35:38
9	POLLOCK Jonathan	2.5	23	8.0	20.0	30.8	50.0	1.5	2.0	28:32
10	ADEPITAN Ade	2.5	27	5.5	100.0	100.0	42.9	1.5	2.0	9:20
11	JOHNSON Dan	2.5	36	8.0	35.0		66.7	3.5	1.0	28:43
12	BLAKE Andrew	2.5	28	1.0	20.0		0.0	10.5	1.0	28:44
13	HOWLEY Fred	4.0	29		0.0	0.0		1.0		1:11
14	PRICE Colin	2.5	36	12.0	54.5		0.0	3.0	3.0	27:06
15	BRAMLEY David	4.0	31	4.0	80.0			3.5		10:52
TEAM			30.2	55.5	40.0	30.0	29.0	41.5	12.5	
Coach	TITMUSS David									
Assistant Coach	SMITH Nigel					TOLFREY Vicky				

GBR Played		
PR	GER	61-43
PR	CAN	50-55

Mexico (MEX)

No.	Name	Class Points	Age	PPG	FG%	3FG%	FT%	RPG	APG	MPG
4	SALVADOR Pedro	1.0	33		0.0			1.0		12:03
5	QUEVEDO Sergio	1.0	22	1.0	100.0				0.5	6:55
6	LARRAGA Pablo	4.0	41	6.5	42.9	0.0	50.0	3.0		11:57
7	ISAIAS Armando	1.0	37				0.0	0.5	1.5	23:01
8	BLANCAS Luis	3.0	23	0.5	0.0		25.0	4.0		20:05
9	PULIDO Jose	2.5	42		0.0			2.0		16:02
10	OLIVAS Julio Cesar	2.0	26	2.5	20.0	25.0		1.0	0.5	16:04
11	MAGANA Rigoberto	2.5	38	1.5	16.7		25.0	1.0	0.5	11:05
12	HERNANDEZ Gilberto	4.0	36	3.0	21.4	0.0	0.0	2.5		14:04
13	DURAN Mauro	3.0	36	4.0	37.5		100.0	5.5		14:54
14	ORTEGA Raul (C)	3.5	29	6.0	23.8	0.0	100.0	1.0	4.0	20:03
15	ZAVALA Salvador	4.0	27	13.5	48.1		33.3	9.0		33:45
TEAM			32.5	38.5	29.6	6.7	38.1	30.5	7.0	
Coach	LOPEZ NINO Alejandro									
Assistant Coach	DAVILA Aaron					DURAND Sergio				

MEX Played		
PR	CAN	33-61
PR	USA	44-60

Legend:

(C) : Captain PR : Preliminary Round QF : Quarterfinal SF : Semi-final
 PPG : Points Per Game RPG : Rebounds per Game APG : Assists per Game MPG : Minutes Played per Game
 FT% : Free Throws % FG% : Field Goals % 3FG% : 3 Points Field Goals %

PRNWB0000006B.00051 00102022:13V010

Match No: 24

SWE vs NED

Start Time: 21:00

Referees: GONZALES Anthony (USA)
SUGIYAMA Kaneyoshi (JPN)

TSOUNTSOURAS Spiridon (GRE)

Sweden (SWE)

No.	Name	Class Points	Age	PPG	FG%	3FG%	FT%	RPG	APG	MPG
4	Haidari Hussein	3.0	21	9.0	40.0	50.0	41.7	4.5	4.0	22:25
5	Jameson Per	1.5	38		0.0			1.0	0.5	24:17
6	Flensburg Daniel	2.5	29							
7	Gustavsson Joachim	4.0	28	4.0	26.7			4.5	1.0	15:46
8	Ablorh Enoch	4.0	28	4.0	50.0		66.7	2.0	1.0	11:12
9	Wapner Christian	1.0	37	1.0	25.0			1.0	0.5	18:13
10	Berglund Gunnar	4.0	47	12.0	34.6	0.0	60.0	6.0	1.5	23:05
11	Kohlstroem Peter	2.5	25							
12	Akerberg Thomas	3.0	32	3.0	16.7		80.0	3.5	2.0	20:04
13	Uhlen Per	1.5	31	6.0	50.0		100.0	3.0	2.0	24:17
14	Wegeboren Stefan	2.0	35	2.0	33.3		0.0	1.5	0.5	18:13
15	Andersson Lars-Gunnar (C)	4.0	43	12.5	33.3		50.0	11.5	0.5	34:56
			TEAM	32.8	53.5	34.2	16.7	53.3	38.5	13.5
Coach	KARLSSON Kjell									
Assistant Coach	STAVEGREN Joakim									

SWE Played		
PR	FRA	50-51
PR	KOR	57-55

Netherlands (NED)

No.	Name	Class Points	Age	PPG	FG%	3FG%	FT%	RPG	APG	MPG
4	Oosterbosch Mario	4.0	22	2.0	66.7			1.5		3:54
5	Detmer Ruud	1.0	30	1.0	14.3			4.0	1.0	18:24
6	de Rooij Anton	1.0	33	6.0	42.9		0.0	3.0	1.5	32:28
7	Jebari Mustafa	3.0	27	7.5	42.9		37.5	5.0	1.5	22:39
8	van Gent Arie	1.0	31							15:03
9	de Goede Frank	2.0	28	6.0	54.5					16:30
10	van der Linden Gert Jan (C)	4.0	33	9.0	33.3	12.5	50.0	7.5	11.0	35:10
11	't Lam Wim	4.0	30	4.0	50.0		0.0	3.0		8:16
12	Jansens Koen	4.0	27	28.5	53.3	100.0	66.7	12.0	2.0	34:03
13	Martens Rene	1.5	31	2.0	33.3	0.0		1.0		10:10
14	van de Bunte Kees	4.0	33							
15	van der Werf Kornelis	4.0	31	9.5	69.2		50.0	5.5	1.0	20:04
			TEAM	29.7	72.5	47.7	20.0	48.6	40.5	18.0
Coach	VERHEUVEL Rob									
Assistant Coach	VERGOOSSEN Luc									

NED Played		
PR	KOR	83-48
PR	JPN	62-52

Legend:

(C) : Captain PR : Preliminary Round QF : Quarterfinal SF : Semi-final
 PPG : Points Per Game RPG : Rebounds per Game APG : Assists per Game MPG : Minutes Played per Game
 FT% : Free Throws % FG% : Field Goals % 3FG% : 3 Points Field Goals %

PRNWB0000006C.00073 00102022:52V020

MEN

PRELIMINARY GROUP B

MATCH RESULTS



FRI 20 OCT 2000

SYDNEY SUPERDOME

Match No: 13

AUS 54 vs 63 FRA

Start Time: 21:00

Attendance: 1853

Referees: ESHENKO Vladimer (CAN)
JUNGMANN Hans-Dieter (GER)

BHANIA Balwant (GBR)

Scoring by 5 min intervals:		1.HF				2.HF			
AUS		8	16	24	26	34	39	45	54
FRA		4	13	21	32	41	50	56	63

Australia (AUS)

No.	Name	MIN	PTS	Field Goals		2 Points		3 Points		Free Throws		Rebounds			AS	ST	TO	BS	PF
				M/A	%	M/A	%	M/A	%	M/A	%	OR	DR	TOT					
4	PORTER Shane	10:26		0/1	0.0	0/1	0.0			0/1	0.0	1	1	2			1	1	
* 5	SACHS Troy	28:56	28	10/17	58.8	9/15	60.0	1/2	50.0	7/12	58.3	2	5	7	3	1	2	4	
6	GOULD David	19:18	6	2/10	20.0	2/8	25.0	0/2	0.0	2/3	66.7	2	2	4	3	1	2	3	
* 7	BLYTHE Sandy	34:09		0/4	0.0	0/4	0.0						3	3			3	2	
8	GROENEWEGEN Shaun	06:59	1	0/2	0.0			0/2	0.0	1/2	50.0	1	1	2				1	
9	McFAWN Michael																		
* 10	MORRIS Nick	24:36											2	2				3	
* 11	HEWSON Gerry	30:30	2	1/2	50.0	1/2	50.0								1				
12	QUINN Brook																		
13	ANDREWS Troy	08:22																1	
14	KING Adrian	11:57	2	1/1	100.0	1/1	100.0			0/2	0.0		1	1				1	
* 15	NESS Brad	24:47	15	7/16	43.8	7/16	43.8			1/2	50.0	3	8	11	1	1	6	4	
Team Coach																			
TOTALS				54	21/53	39.6	20/47	42.6	1/6	16.7	11/22	50.0	9	23	32	10	3	14	20
Coach	TURNER Bob																		
Assistant Coach	OLIVER Richard			WALKER Michael															

France (FRA)

No.	Name	MIN	PTS	Field Goals		2 Points		3 Points		Free Throws		Rebounds			AS	ST	TO	BS	PF	
				M/A	%	M/A	%	M/A	%	M/A	%	OR	DR	TOT						
4	SALLEM Riadh	02:15																		
* 5	ABOUKIR Jean-Denis	14:27	3	1/2	50.0	1/2	50.0			1/2	50.0		2	2		1		1		
6	LIBMAN Bertrand	01:36																1		
7	COURNEIL Jerome	26:26	4	2/3	66.7	2/3	66.7			0/2	0.0		2	2			1	2		
* 8	BOUSTILA Ouahid	17:29	14	6/11	54.5	5/10	50.0	1/1	100.0	1/4	25.0	3	3	6		1	2	4		
9	FAHRASMANE Mario																			
* 10	GUYOT Frederic	37:45	6	3/7	42.9	3/7	42.9					2	2	4	8	1	5	3		
11	THEREZO Jose	28:11	15	5/7	71.4	5/7	71.4			5/8	62.5	2	5	7	3	2	2	1	4	
12	HAMELIN David																			
13	DIXNEUF Lionel																			
* 14	BAYE Philippe	32:44	19	8/23	34.8	8/19	42.1	0/4	0.0	3/7	42.9	1	7	8	2			4		
* 15	LAFFONT Jean Pascal	39:07	2	1/2	50.0	1/1	100.0	0/1	0.0	0/2	0.0	1	2	3			1	3		
Team Coach																				
TOTALS				63	26/55	47.3	25/49	51.0	1/6	16.7	10/25	40.0	9	23	32	13	5	11	1	22
Coach	SORIANO Jean-Paul																			
Assistant Coach	SCHOENACKER Maurice																			

	AUS	FRA		AUS	FRA
Points from Turnovers:	7	14	Points in the Paint:	32	44
Biggest Lead:	9 (13-4)	13 (50-37)	Biggest Scoring Run:	9-0 (13-4)	12-2 (36-28)
Second Chance Points:	13	10	Fast Break Points:	2	2
Lead Changes:	1		Times Tied:	3	

Legend:
MIN : Minutes Played **M/A** : Made/Attempts **%** : Shooting Percentage **OR** : Offensive Rebounds
DR : Defensive Rebounds **TOT** : Total Rebounds **AS** : Assist **ST** : Steals
TO : Turnovers **BS** : Blocked Shots **PF** : Fouls **PTS** : Points
HF : Half of Time **OT** : Over Time * : Starting/Initial

PRNWB0000006D.00084A 00102022:54V010

Australia (AUS)

After 2 Matches

No.	Name	G	MIN	MPG	PTS	PPG	Field Goals		2 Points		3 Points		Free Throws		Rebounds			AS	ST	TO	BS	PF
							M/A	%	M/A	%	M/A	%	M/A	%	OR	DR	TOT					
4	PORTER Shane	2	20:24	10:12			0/2	0.0	0/2	0.0			0/1	0.0	1	1	2		1	1		1
5	SACHS Troy	2	64:36	32:18	45	22.5	15/30	50.0	14/27	51.9	1/3	33.3	14/24	58.3	4	18	22	9	4	9	1	7
6	GOULD David	2	39:27	19:43	13	6.5	5/18	27.8	5/16	31.3	0/2	0.0	3/7	42.9	2	5	7	5	2	3		7
7	BLYTHE Sandy	2	73:08	36:34	6	3.0	3/9	33.3	3/9	33.3					3	8	11	7	1	5		4
8	GROENEWEGEN Shaun	2	8:00	4:00	3	1.5	1/5	20.0	1/1	100.0	0/4	0.0	1/2	50.0	1	2	3					1
9	McFAWN Michael	1	1:01	1:01											1		1	1				
10	MORRIS Nick	2	54:38	27:19	4	2.0	1/3	33.3	1/3	33.3			2/3	66.7		3	3			1		5
11	HEWSON Gerry	2	64:48	32:24	10	5.0	5/9	55.6	5/9	55.6					1	1	2	4		1		4
12	QUINN Brook																					
13	ANDREWS Troy	2	14:04	7:02			0/1	0.0	0/1	0.0					1	1	2					1
14	KING Adrian	1	11:57	11:57	2	2.0	1/1	100.0	1/1	100.0			0/2	0.0		1	1					1
15	NESS Brad	2	47:57	23:58	35	17.5	17/29	58.6	17/29	58.6			1/2	50.0	5	16	21	2	1	9		8
Team/Coach																						
TOTALS					118	59.0	48/107	44.9	47/98	48.0	1/9	11.1	21/41	51.2	19	56	75	28	9	29	1	39
OPPONENTS					99	49.5	40/115	34.8	38/99	38.4	2/16	12.5	17/41	41.5	20	40	60	18	10	24	2	41

AVERAGES PER GAME

	AUS	OPPONENTS
Points from Turnovers	23	24
Points in the Paint	78	62
Second Chance Points	25	12
Fast Break Points	18	8

	AUS	OPPONENTS
Total Field Goals Made	24.0	20.0
2 Points Field Goals Made	23.5	19.0
3 Points Field Goals Made	0.5	1.0
Free Throws Made	10.5	8.5
Offensive Rebounds	9.5	10.0
Deffensive Rebounds	28.0	20.0
Total Rebounds	37.5	30.0
Assists	14.0	9.0
Steals	4.5	5.0
Turnovers	14.5	12.0
Blocked Shots	0.5	1.0
Fouls	19.5	20.5
Points from Turnovers	11.5	12.0
Points in the Paint	39.0	31.0
Second Chance Points	12.5	6.0
Fast Break Points	9.0	4.0

Legend:

G : Games Played	MIN : Minutes Played	MPG : Minutes Played per Game	PTS : Points
PPG : Points per Game	M/A : Made/Attempts	% : Shooting Percentage	OR : Offensive Rebounds
DR : Defensive Rebounds	TOT : Total Rebounds	AS : Assists	ST : Steals
TO : Turnovers	BS : Blocked Shots	PF : Fouls	

PRNWB0000006E.00084A 00102022:54V010

France (FRA)

After 2 Matches

No.	Name	G	MIN	MPG	PTS	PPG	Field Goals		2 Points		3 Points		Free Throws		Rebounds			AS	ST	TO	BS	PF
							M/A	%	M/A	%	M/A	%	M/A	%	OR	DR	TOT					
4	SALLEM Riadh	2	17:29	8:44			0/1	0.0	0/1	0.0					1	1					2	
5	ABOUKIR Jean-Denis	2	41:46	20:53	7	3.5	2/8	25.0	2/8	25.0			3/4	75.0	2	4	6	3	1	3	6	
6	LIBMAN Bertrand	2	25:26	12:43	2	1.0	0/1	0.0	0/1	0.0			2/4	50.0		5	5	1		2	4	
7	COURNEIL Jerome	2	37:41	18:50	6	3.0	3/4	75.0	3/4	75.0			0/6	0.0		3	3	1	1	1	6	
8	BOUSTILA Ouahid	2	34:49	17:24	21	10.5	9/22	40.9	8/20	40.0	1/2	50.0	2/9	22.2	4	6	10		2	3	1	6
9	FAHRASMANE Mario	1	18:23	18:23	6	6.0	2/8	25.0	2/8	25.0			2/6	33.3	1	3	4	2	1	3	5	
10	GUYOT Frederic	2	71:37	35:48	11	5.5	5/13	38.5	5/13	38.5			1/2	50.0	3	5	8	10	2	7	6	
11	THEREZO Jose	2	35:00	17:30	16	8.0	5/10	50.0	5/10	50.0			6/10	60.0	6	5	11	4	3	3	1	4
12	HAMELIN David																					
13	DIXNEUF Lionel																					
14	BAYE Philippe	2	59:00	29:30	43	21.5	16/40	40.0	16/34	47.1	0/6	0.0	11/18	61.1	3	18	21	2		1	6	
15	LAFFONT Jean Pascal	2	58:49	29:24	2	1.0	1/2	50.0	1/1	100.0	0/1	0.0	0/2	0.0	1	2	3			1	5	
Team/Coach																						
TOTALS					114	57.0	43/109	39.4	42/100	42.0	1/9	11.1	27/61	44.3	20	52	72	23	10	24	2	50
OPPONENTS					104	52.0	37/104	35.6	35/94	37.2	2/10	20.0	28/51	54.9	17	51	68	20	5	29	1	51

	FRA	OPPONENTS
Points from Turnovers	24	17
Points in the Paint	58	48
Second Chance Points	15	21
Fast Break Points	2	6

AVERAGES PER GAME

	FRA	OPPONENTS
Total Field Goals Made	21.5	18.5
2 Points Field Goals Made	21.0	17.5
3 Points Field Goals Made	0.5	1.0
Free Throws Made	13.5	14.0
Offensive Rebounds	10.0	8.5
Deffensive Rebounds	26.0	25.5
Total Rebounds	36.0	34.0
Assists	11.5	10.0
Steals	5.0	2.5
Turnovers	12.0	14.5
Blocked Shots	1.0	0.5
Fouls	25.0	25.5
Points from Turnovers	12.0	8.5
Points in the Paint	29.0	24.0
Second Chance Points	7.5	10.5
Fast Break Points	1.0	3.0

Legend:

G : Games Played	MIN : Minutes Played	MPG : Minutes Played per Game	PTS : Points
PPG : Points per Game	M/A : Made/Attempts	% : Shooting Percentage	OR : Offensive Rebounds
DR : Defensive Rebounds	TOT : Total Rebounds	AS : Assists	ST : Steals
TO : Turnovers	BS : Blocked Shots	PF : Fouls	

PRNWB0000006F.00076A 00102022:58V010

TODAY'S MATCHES

Teams	Start	Half Time	Full Time	End of Regulation
NED Vs JPN	9:30	33 - 26	62 - 52	
SWE Vs KOR	11:30	17 - 27	57 - 55 (1.OT)	48 - 48
USA Vs MEX	19:00	30 - 18	60 - 44	
CAN Vs GBR	19:00	21 - 18	55 - 50	
AUS Vs FRA	21:00	26 - 32	54 - 63	
GER Vs RSA	21:00	61 - 12	113 - 27	

Preliminary Group A								MATCHES			POINTS		Class.
Rank		USA	CAN	GER	GBR	MEX	RSA	PLAY	WON	LOST	FOR	AGST	Points
1	USA		23-Oct	21-Oct	22-Oct	60-44	97-25	2	2	0	157	69	4
2	CAN	23-Oct		22-Oct	55-50	61-33	21-Oct	2	2	0	116	83	4
3	GER	21-Oct	22-Oct		43-61	23-Oct	113-27	2	1	1	156	88	3
4	GBR	22-Oct	50-55	61-43		21-Oct	23-Oct	2	1	1	111	98	3
5	MEX	44-60	33-61	23-Oct	21-Oct		22-Oct	2	0	2	77	121	2
6	RSA	25-97	21-Oct	27-113	23-Oct	22-Oct		2	0	2	52	210	2

Preliminary Group B								MATCHES			POINTS		Class.
Rank		NED	FRA	AUS	SWE	KOR	JPN	PLAY	WON	LOST	FOR	AGST	Points
1	NED		22-Oct	23-Oct	21-Oct	83-48	62-52	2	2	0	145	100	4
2	FRA	22-Oct		63-54	51-50	23-Oct	21-Oct	2	2	0	114	104	4
3	AUS	23-Oct	54-63		22-Oct	21-Oct	64-36	2	1	1	118	99	3
4	SWE	21-Oct	50-51	22-Oct		57-55	23-Oct	2	1	1	107	106	3
5	KOR	48-83	23-Oct	21-Oct	55-57		22-Oct	2	0	2	103	140	2
6	JPN	52-62	21-Oct	36-64	23-Oct	22-Oct		2	0	2	88	126	2

3 rd of GROUP B	25-Oct 14:15	
2 nd of GROUP A	#45	
	26-Oct 21:00	
	#54	
4 th of GROUP A	25-Oct 16:15	
1 st of GROUP B	#46	
	28-Oct 21:30	
	#66	
3 rd of GROUP A	25-Oct 11:30	
2 nd of GROUP B	#44	
	26-Oct 19:00	
	#53	
4 th of GROUP B	25-Oct 9:30	
1 st of GROUP A	#43	

3rd-4th Place		
Loser of #54	28-Oct 19:30	
Loser of #53	#65	

	5th-8th Place	
Loser of #46	27-Oct 11:30	
Loser of #45	#56	5th-6th Place
		28-Oct 16:30
		#64
	5th-8th Place	
Loser of #44	27-Oct 9:30	
Loser of #43	#55	
	7th-8th Place	
Loser of #56	28-Oct 14:30	
Loser of #55	#63	
	9th-12th Place	
6 th of GROUP B	26-Oct 14:15	
5 th of GROUP A	#51	9th-10th Place
		28-Oct 11:30
		#62
	9th-12th Place	
6 th of GROUP A	26-Oct 16:15	
5 th of GROUP B	#52	
	11th-12th Place	
Loser of #51	28-Oct 9:30	
Loser of #52	#61	

Legend: OT: Over Time.

ROUND SUMMARY AT CONCLUSION
OF DAY 2, OCTOBER 20, 2000

PRNWB00000070.00084B 00102022:58V020

Name	G		PTS	PPG	Field Goals		2 Points		3 Points		Free Throws		Rebounds			AS	ST	TO	BS	PF
					M/A	%	M/A	%	M/A	%	M/A	%	OR	DR	TOT					
Australia (AUS)	2	For	118	59.0	48/107	44.9	47/98	48.0	1/9	11.1	21/41	51.2	19	56	75	28	9	29	1	39
		Agn	99	49.5	40/115	34.8	38/99	38.4	2/16	12.5	17/41	41.5	20	40	60	18	10	24	2	41
Canada (CAN)	2	For	116	58.0	42/97	43.3	40/91	44.0	2/6	33.3	30/62	48.4	13	63	76	22	10	30	4	35
		Agn	83	41.5	36/124	29.0	33/103	32.0	3/21	14.3	8/24	33.3	20	49	69	23	6	34	3	58
France (FRA)	2	For	114	57.0	43/109	39.4	42/100	42.0	1/9	11.1	27/61	44.3	20	52	72	23	10	24	2	50
		Agn	104	52.0	37/104	35.6	35/94	37.2	2/10	20.0	28/51	54.9	17	51	68	20	5	29	1	51
Great Britain (GBR)	2	For	111	55.5	48/120	40.0	42/100	42.0	6/20	30.0	9/31	29.0	23	60	83	25	6	33	3	51
		Agn	98	49.0	37/108	34.3	35/98	35.7	2/10	20.0	22/46	47.8	18	48	66	22	10	30	2	39
Germany (GER)	2	For	156	78.0	67/138	48.6	67/133	50.4	0/5	0.0	22/36	61.1	19	44	63	39	19	30	2	43
		Agn	88	44.0	33/92	35.9	30/83	36.1	3/9	33.3	19/45	42.2	17	54	71	16	6	61	2	49
Japan (JPN)	2	For	88	44.0	34/118	28.8	30/92	32.6	4/26	15.4	16/30	53.3	13	40	53	16	11	24	1	38
		Agn	126	63.0	54/116	46.6	52/107	48.6	2/9	22.2	16/33	48.5	23	61	84	35	10	29	2	37
Korea (KOR)	2	For	103	51.5	43/109	39.4	40/99	40.4	3/10	30.0	14/40	35.0	20	53	73	24	9	55	2	45
		Agn	140	70.0	61/139	43.9	61/133	45.9	0/6	0.0	18/37	48.6	29	52	81	36	23	36	6	48
Mexico (MEX)	2	For	77	38.5	34/115	29.6	33/100	33.0	1/15	6.7	8/21	38.1	16	45	61	14	9	41	3	47
		Agn	121	60.5	50/106	47.2	50/105	47.6	0/1	0.0	21/44	47.7	14	61	75	32	11	35	2	27
Netherlands (NED)	2	For	145	72.5	63/132	47.7	61/122	50.0	2/10	20.0	17/35	48.6	25	56	81	36	16	31	5	43
		Agn	100	50.0	40/112	35.7	35/90	38.9	5/22	22.7	15/33	45.5	10	46	56	24	10	42	1	44
South Africa (RSA)	2	For	52	26.0	20/87	23.0	20/82	24.4	0/5	0.0	12/31	38.7	10	35	45	12	7	71	2	49
		Agn	210	105.0	90/156	57.7	89/155	57.4	1/1	100.0	29/48	60.4	32	54	86	50	24	30	4	29
Sweden (SWE)	2	For	107	53.5	41/120	34.2	40/114	35.1	1/6	16.7	24/45	53.3	25	52	77	27	13	34	3	54
		Agn	106	53.0	40/109	36.7	39/102	38.2	1/7	14.3	25/57	43.9	23	59	82	21	10	37	2	48
United States of America (USA)	2	For	157	78.5	68/135	50.4	67/134	50.0	1/1	100.0	20/40	50.0	32	56	88	43	16	35	2	17
		Agn	69	34.5	33/106	31.1	32/96	33.3	1/10	10.0	2/14	14.3	12	37	49	12	10	50	3	40
TOTALS FOR ALL TEAMS					551/1387	39.7	529/1265	41.8	22/122	18.0	220/473	46.5	235	612	847	309	135	437	30	511

Legend:

G : Games Played	Agn : Against	PF : Fouls	PTS : Points
PPG : Points per Game	M/A : Made/Attempts	% : Shooting Percentage	OR : Offensive Rebounds
DR : Defensive Rebounds	TOT : Total Rebounds	AS : Assists	ST : Steals
TO : Turnovers	BS : Blocked Shots		

PRNWB00000071.00085A 00102022:59V020

TOTAL FIELD GOALS %				
Rk	Team	G	M/A	%
1	USA	2	68/135	50.4%
2	GER	2	67/138	48.6%
3	NED	2	63/132	47.7%
4	AUS	2	48/107	44.9%
5	CAN	2	42/97	43.3%
6	GBR	2	48/120	40.0%
7	FRA	2	43/109	39.4%
	KOR	2	43/109	39.4%
9	SWE	2	41/120	34.2%
10	MEX	2	34/115	29.6%
11	JPN	2	34/118	28.8%
12	RSA	2	20/87	23.0%

2 POINTS FIELD GOALS %				
Rk	Team	G	M/A	%
1	GER	2	67/133	50.4%
2	USA	2	67/134	50.0%
	NED	2	61/122	50.0%
4	AUS	2	47/98	48.0%
5	CAN	2	40/91	44.0%
6	FRA	2	42/100	42.0%
	GBR	2	42/100	42.0%
8	KOR	2	40/99	40.4%
9	SWE	2	40/114	35.1%
10	MEX	2	33/100	33.0%
11	JPN	2	30/92	32.6%
12	RSA	2	20/82	24.4%

3 POINTS FIELD GOALS %				
Rk	Team	G	M/A	%
1	USA	2	1/1	100.0%
2	CAN	2	2/6	33.3%
3	GBR	2	6/20	30.0%
	KOR	2	3/10	30.0%
5	NED	2	2/10	20.0%
6	SWE	2	1/6	16.7%
7	JPN	2	4/26	15.4%
8	AUS	2	1/9	11.1%
	FRA	2	1/9	11.1%
10	MEX	2	1/15	6.7%

FREE THROWS %				
Rk	Team	G	M/A	%
1	GER	2	22/36	61.1%
2	SWE	2	24/45	53.3%
	JPN	2	16/30	53.3%
4	AUS	2	21/41	51.2%
5	USA	2	20/40	50.0%
6	NED	2	17/35	48.6%
7	CAN	2	30/62	48.4%
8	FRA	2	27/61	44.3%
9	RSA	2	12/31	38.7%
10	MEX	2	8/21	38.1%
11	KOR	2	14/40	35.0%
12	GBR	2	9/31	29.0%

POINTS FOR				
Rk	Team	G	Total	Avg
1	USA	2	157	78.5
2	GER	2	156	78.0
3	NED	2	145	72.5
4	AUS	2	118	59.0
5	CAN	2	116	58.0
6	FRA	2	114	57.0
7	GBR	2	111	55.5
8	SWE	2	107	53.5
9	KOR	2	103	51.5
10	JPN	2	88	44.0
11	MEX	2	77	38.5
12	RSA	2	52	26.0

POINTS AGAINST				
Rk	Team	G	Total	Avg
1	USA	2	69	34.5
2	CAN	2	83	41.5
3	GER	2	88	44.0
4	GBR	2	98	49.0
5	AUS	2	99	49.5
6	NED	2	100	50.0
7	FRA	2	104	52.0
8	SWE	2	106	53.0
9	MEX	2	121	60.5
10	JPN	2	126	63.0
11	KOR	2	140	70.0
12	RSA	2	210	105.0

REBOUNDS						
Rk	Team	G	Off	Def	Total	Avg
1	USA	2	32	56	88	44.0
2	GBR	2	23	60	83	41.5
3	NED	2	25	56	81	40.5
4	SWE	2	25	52	77	38.5
5	CAN	2	13	63	76	38.0
6	AUS	2	19	56	75	37.5
7	KOR	2	20	53	73	36.5
8	FRA	2	20	52	72	36.0
9	GER	2	19	44	63	31.5
10	MEX	2	16	45	61	30.5
11	JPN	2	13	40	53	26.5
12	RSA	2	10	35	45	22.5

ASSISTS				
Rk	Team	G	Total	Avg
1	USA	2	43	21.5
2	GER	2	39	19.5
3	NED	2	36	18.0
4	AUS	2	28	14.0
5	SWE	2	27	13.5
6	GBR	2	25	12.5
7	KOR	2	24	12.0
8	FRA	2	23	11.5
9	CAN	2	22	11.0
10	JPN	2	16	8.0
11	MEX	2	14	7.0
12	RSA	2	12	6.0

STEALS				
Rk	Team	G	Total	Avg
1	GER	2	19	9.5
2	NED	2	16	8.0
	USA	2	16	8.0
4	SWE	2	13	6.5
5	JPN	2	11	5.5
6	CAN	2	10	5.0
	FRA	2	10	5.0
8	AUS	2	9	4.5
	KOR	2	9	4.5
	MEX	2	9	4.5
11	RSA	2	7	3.5
12	GBR	2	6	3.0

TURNOVERS				
Rk	Team	G	Total	Avg
1	RSA	2	71	35.5
2	KOR	2	55	27.5
3	MEX	2	41	20.5
4	USA	2	35	17.5
5	SWE	2	34	17.0
6	GBR	2	33	16.5
7	NED	2	31	15.5
8	CAN	2	30	15.0
	GER	2	30	15.0
10	AUS	2	29	14.5
11	FRA	2	24	12.0
	JPN	2	24	12.0

BLOCKED SHOTS				
Rk	Team	G	Total	Avg
1	NED	2	5	2.5
2	CAN	2	4	2.0
3	GBR	2	3	1.5
	MEX	2	3	1.5
	SWE	2	3	1.5
6	FRA	2	2	1.0
	GER	2	2	1.0
	KOR	2	2	1.0
	RSA	2	2	1.0
	USA	2	2	1.0
11	AUS	2	1	0.5
	JPN	2	1	0.5

FOULS				
Rk	Team	G	Total	Avg
1	SWE	2	54	27.0
2	GBR	2	51	25.5
3	FRA	2	50	25.0
4	RSA	2	49	24.5
5	MEX	2	47	23.5
6	KOR	2	45	22.5
7	GER	2	43	21.5
	NED	2	43	21.5
9	AUS	2	39	19.5
10	JPN	2	38	19.0
11	CAN	2	35	17.5
12	USA	2	17	8.5

Legend:
G : Games Played **M/A** : Made Attempts **%** : Shooting Percentage **Avg** : Average per Game
Off : Offensive Rebounds **Def** : Defensive Rebounds **Rk** : Rank

Wheelchair Basketball

Wheelchair Basketball

Wheelchair Basketball

Wheelchair Basketball

PRNWB00000072.00085B 00102022:59V020

SCORING											
Rk	Name	Team	G	2 Points		3 Points		Free Throws		Total	Avg
1	JANSENS Koen	NED	2	23/44	52.3%	1/1	100.0%	8/12	66.7%	57	28.5
2	ANDERSON Patrick	CAN	2	17/30	56.7%	2/5	40.0%	8/12	66.7%	48	24.0
3	SACHS Troy	AUS	2	14/27	51.9%	1/3	33.3%	14/24	58.3%	45	22.5
4	BAYE Philippe	FRA	2	16/34	47.1%	0/6	0.0%	11/18	61.1%	43	21.5
5	SCHWARZ Ralf	GER	1	9/9	100.0%	0/0		0/0		18	18.0
6	NESS Brad	AUS	2	17/29	58.6%	0/0		1/2	50.0%	35	17.5
7	OTTO Martin	GER	1	7/13	53.8%	0/0		2/5	40.0%	16	16.0
8	GLASBRENNER Jeffrey James	USA	2	14/20	70.0%	0/0		2/12	16.7%	30	15.0
9	KOEHLER Dirk	GER	2	12/23	52.2%	0/0		5/8	62.5%	29	14.5
10	ZAVALA Salvador	MEX	2	13/27	48.1%	0/0		1/3	33.3%	27	13.5

REBOUNDS							
Rk	Name	Team	G	Off	Def	Total	Avg
1	MUNN Simon	GBR	2	8	20	28	14.0
2	JANSENS Koen	NED	2	8	16	24	12.0
	KIM Ji-Nam	KOR	2	7	17	24	12.0
4	ANDERSON Patrick	CAN	2	5	18	23	11.5
	ANDERSSON Lars-Gunnar	SWE	2	4	19	23	11.5
6	SACHS Troy	AUS	2	4	18	22	11.0
7	BAYE Philippe	FRA	2	3	18	21	10.5
	BLAKE Andrew	GBR	2	3	18	21	10.5
	NESS Brad	AUS	2	5	16	21	10.5
10	KOEHLER Dirk	GER	2	8	11	19	9.5

ASSIST					
Rk	Name	Team	G	Total	Avg
1	van der LINDEN Gert Jan	NED	2	22	11.0
2	GUYOT Frederic	FRA	2	10	5.0
3	CHRISTINK Lars	GER	2	9	4.5
	JUETTE Melvin Sean	USA	2	9	4.5
	SACHS Troy	AUS	2	9	4.5
	SCHLAPPI Mike Palmer	USA	2	9	4.5
	SCHULTE Paul	USA	2	9	4.5
5 players tied at 4.0					

STEALS					
Rk	Name	Team	G	Total	Avg
1	JANSENS Koen	NED	2	7	3.5
2	ANDERSON Patrick	CAN	2	6	3.0
	JEBARI Mustafa	NED	2	6	3.0
4	KOEHLER Dirk	GER	2	5	2.5
	KORETOMO Keisuke	JPN	2	5	2.5
	WIMMERS Guido	GER	2	5	2.5
7	ANDERSSON Lars-Gunnar	SWE	2	4	2.0
	IM Chan-Kuw	KOR	2	4	2.0
	SACHS Troy	AUS	2	4	2.0
	SCHLAPPI Mike Palmer	USA	2	4	2.0

TURNOVERS					
Rk	Name	Team	G	Total	Avg
1	IM Chan-Kuw	KOR	2	14	7.0
2	KO Kwang-Yub	KOR	2	11	5.5
3	OESCHGER Kobus	RSA	2	10	5.0
8 players tied at 4.5					

BLOCKED SHOTS					
Rk	Name	Team	G	Total	Avg
1	JOHNSON Joey	CAN	2	3	1.5
2	ANDERSSON Lars-Gunnar	SWE	2	2	1.0
	't LAM Wim	NED	1	1	1.0
	HABERKORN Markus	GER	1	1	1.0
	TEW Steve	USA	1	1	1.0
22 players tied at 0.5					

FOULS					
Rk	Name	Team	G	Total	Avg
1	OSHIMA Tomohiko	JPN	2	10	5.0
	FAHRASMANE Mario	FRA	1	5	5.0
3	KO Kwang-Yub	KOR	2	9	4.5
	POLLOCK Jonathan	GBR	2	9	4.5
	VICTOR Joppie	RSA	2	9	4.5
6 players tied at 4.0					

Legend:
G : Games Played **M/A** : Made Attempts % : Shooting Percentage **Avg** : Average per Game
Off : Offensive Rebounds **Def** : Defensive Rebounds **Rk** : Rank

NOTE: Players eligible for statistics with attempts/games minimum, have to play at least 50% of all games

TOTAL FIELD GOALS % (8 attempts/game minimum)

Rk	Name	Team	G	M/A	%
1	SCHWARZ Ralf	GER	1	9/9	100.0%
2	GLASBRENNER Jeffrey James	USA	2	14/20	70.0%
3	NESS Brad	AUS	2	17/29	58.6%
4	COSKUN Ahmet	GER	2	9/16	56.3%
	GILL JR Chuck	USA	2	9/16	56.3%
6	PRICE Colin	GBR	2	12/22	54.5%
7	ANDERSON Patrick	CAN	2	19/35	54.3%
8	OTTO Martin	GER	1	7/13	53.8%
9	JANSENS Koen	NED	2	24/45	53.3%
10	KOEHLER Dirk	GER	2	12/23	52.2%

TOTAL FIELD GOALS MADE

Rk	Name	Team	G	Total	Avg
1	JANSENS Koen	NED	2	24	12.0
2	ANDERSON Patrick	CAN	2	19	9.5
3	SCHWARZ Ralf	GER	1	9	9.0
4	NESS Brad	AUS	2	17	8.5
5	BAYE Philippe	FRA	2	16	8.0
6	SACHS Troy	AUS	2	15	7.5
7	GLASBRENNER Jeffrey James	USA	2	14	7.0
	OTTO Martin	GER	1	7	7.0
9	ZAVALA Salvador	MEX	2	13	6.5

2 players tied at 6.0

2 POINTS FIELD GOALS % (6 attempts/game minimum)

Rk	Name	Team	G	M/A	%
1	SCHWARZ Ralf	GER	1	9/9	100.0%
2	GLASBRENNER Jeffrey James	USA	2	14/20	70.0%
3	van der WERF Kornelis	NED	2	9/13	69.2%
4	LEONHARDT Joerg	GER	1	4/6	66.7%
5	COSKUN Ahmet	GER	2	9/15	60.0%
	WALLER William Henry	USA	2	9/15	60.0%
7	NESS Brad	AUS	2	17/29	58.6%
8	ANDERSON Patrick	CAN	2	17/30	56.7%
9	GILL JR Chuck	USA	2	9/16	56.3%
10	PRICE Colin	GBR	2	12/22	54.5%

2 POINTS FIELD GOALS MADE

Rk	Name	Team	G	Total	Avg
1	JANSENS Koen	NED	2	23	11.5
2	SCHWARZ Ralf	GER	1	9	9.0
3	ANDERSON Patrick	CAN	2	17	8.5
	NESS Brad	AUS	2	17	8.5
5	BAYE Philippe	FRA	2	16	8.0
6	GLASBRENNER Jeffrey James	USA	2	14	7.0
	SACHS Troy	AUS	2	14	7.0
	OTTO Martin	GER	1	7	7.0
9	ZAVALA Salvador	MEX	2	13	6.5

2 players tied at 6.0

3 POINTS FIELD GOALS % (2 attempts/game minimum)

Rk	Name	Team	G	M/A	%
1	ANDERSON Patrick	CAN	2	2/5	40.0%
	IM Chan-Kuw	KOR	2	2/5	40.0%
3	KORETOMO Keisuke	JPN	2	3/9	33.3%
4	POLLOCK Jonathan	GBR	2	4/13	30.8%
5	OLIVAS Julio Cesar	MEX	2	1/4	25.0%
6	van der LINDEN Gert Jan	NED	2	1/8	12.5%
7	MIYAKE Katsumi	JPN	2	1/10	10.0%

3 POINTS FIELD GOALS MADE

Rk	Name	Team	G	Total	Avg
1	POLLOCK Jonathan	GBR	2	4	2.0
2	KORETOMO Keisuke	JPN	2	3	1.5
3	ADEPITAN Ade	GBR	2	2	1.0
	ANDERSON Patrick	CAN	2	2	1.0
	IM Chan-Kuw	KOR	2	2	1.0

9 players tied at 0.5

FREE THROWS % (3 attempts/game minimum)

Rk	Name	Team	G	M/A	%
1	HABERKORN Markus	GER	1	3/4	75.0%
2	ANDERSON Patrick	CAN	2	8/12	66.7%
	JANSENS Koen	NED	2	8/12	66.7%
	ABLORH Enoch	SWE	2	4/6	66.7%
5	HAN Sa-Hyun	KOR	2	5/8	62.5%
	KOEHLER Dirk	GER	2	5/8	62.5%
	PETER Richard	CAN	2	5/8	62.5%
	SCHLAPPI Mike Palmer	USA	2	5/8	62.5%
9	BAYE Philippe	FRA	2	11/18	61.1%

2 players tied at 60.0

FREE THROWS MADE

Rk	Name	Team	G	Total	Avg
1	SACHS Troy	AUS	2	14	7.0
2	BAYE Philippe	FRA	2	11	5.5
3	ANDERSON Patrick	CAN	2	8	4.0
	JANSENS Koen	NED	2	8	4.0
5	DUREPOS Dave	CAN	2	7	3.5
6	BERGLUND Gunnar	SWE	2	6	3.0
	KO Kwang-Yub	KOR	2	6	3.0
	OSHIMA Tomohiko	JPN	2	6	3.0
	THEREZO Jose	FRA	2	6	3.0
	HABERKORN Markus	GER	1	3	3.0

Legend:

G : Games Played **M/A** : Made Attempts **%** : Shooting Percentage **Avg** : Average per Game
Off : Offensive Rebounds **Def** : Defensive Rebounds **Rk** : Rank

NOTE: Players eligible for statistics with attempts/games minimum, have to play at least 50% of all games

PRNWB00000073.00051 00102023:02V010

Match No: 17

FRA vs JPN

Start Time: 14:15

Referees: BURFORD Jonathon (USA)
WALLAART Edwin (NED)

TSOUNTSOURAS Spiridon (GRE)

France (FRA)

No.	Name	Class Points	Age	PPG	FG%	3FG%	FT%	RPG	APG	MPG
4	SALLEM Riadh	1.0	30		0.0			0.5		8:44
5	ABOUKIR Jean-Denis	2.5	34	3.5	25.0		75.0	3.0	1.5	20:53
6	LIBMAN Bertrand	3.0	29	1.0	0.0		50.0	2.5	0.5	12:43
7	COURNEIL Jerome	2.0	24	3.0	75.0		0.0	1.5	0.5	18:50
8	BOUSTILA Ouahid	4.0	34	10.5	40.9	50.0	22.2	5.0		17:24
9	FAHRASMANE Mario (C)	4.0	32	6.0	25.0		33.3	4.0	2.0	18:23
10	GUYOT Frederic	2.0	25	5.5	38.5		50.0	4.0	5.0	35:48
11	THEREZO Jose	4.5	35	8.0	50.0		60.0	5.5	2.0	17:30
12	HAMELIN David	2.5	20							
13	DIXNEUF Lionel	3.0	25							
14	BAYE Philippe	4.5	40	21.5	40.0	0.0	61.1	10.5	1.0	29:30
15	LAFFONT Jean Pascal	1.0	28	1.0	50.0	0.0	0.0	1.5		29:24
			TEAM	29.7	57.0	39.4	11.1	44.3	36.0	11.5
Coach	SORIANO Jean-Paul									
Assistant Coach	SCHOENACKER Maurice									

FRA Played		
PR	SWE	51-50
PR	AUS	63-54

Japan (JPN)

No.	Name	Class Points	Age	PPG	FG%	3FG%	FT%	RPG	APG	MPG
4	NEGI Shinji (C)	2.0	36							
5	SHINTANI Hirofumi	4.0	38		0.0	0.0		0.5		6:00
6	MIYAKE Katsumi	3.0	29	10.5	24.3	10.0	100.0	4.5	1.0	36:06
7	SASAKI Katsuya	1.5	27							3:53
8	KORETOMO Keisuke	3.0	30	10.0	31.8	33.3	50.0	5.5	3.5	36:06
9	SUGASAWA Takao	4.5	27		0.0	0.0				4:51
10	IWANO Hiroshi	1.0	36	2.0	40.0		0.0	1.5		17:27
11	JIMBO Yasuhiro	3.0	30	9.5	41.2		55.6	5.5	1.0	40:00
12	KYOYA Kazuyuki	1.0	29		0.0	0.0		2.0		22:32
13	ISHIHARA Masaharu	4.5	28							
14	OSHIMA Tomohiko	4.0	29	12.0	36.0	0.0	54.5	6.5	2.5	34:00
15	OIKAWA Shinpei	4.5	29		0.0	0.0		0.5		1:28
			TEAM	30.7	44.0	28.8	15.4	53.3	26.5	8.0
Coach	KOTAKI Osamu									
Assistant Coach	OGAWA Tomoki									
	SAITO Nobuaki									

JPN Played		
PR	AUS	36-64
PR	NED	52-62

Legend:

(C) : Captain PR : Preliminary Round QF : Quarterfinal SF : Semi-final
 PPG : Points Per Game RPG : Rebounds per Game APG : Assists per Game MPG : Minutes Played per Game
 FT% : Free Throws % FG% : Field Goals % 3FG% : 3 Points Field Goals %

PRNWB00000074.00051 00102023:02V010

Match No: 18

RSA vs CAN

Start Time: 14:15

Referees: RAMOT Itzhack (ISR)
JUNGMANN Hans-Dieter (GER)

CALIGIURI Gabriele (AUS)

South Africa (RSA)

No.	Name	Class Points	Age	PPG	FG%	3FG%	FT%	RPG	APG	MPG	
4	HARTNICK Shaun (C)	1.0	26	0.5	0.0		25.0	0.5	0.5	22:31	
5	OHN Aye Htun	2.0	24		0.0		0.0	0.5	1.0	16:50	
6	FLEISER Leon	1.5	30	2.0	40.0					13:13	
7	WILLIAMS Ralph	2.0	30	1.0	33.3		0.0			15:13	
8	PAPENFUS Marius	2.5	23		0.0			0.5	1.0	13:47	
9	WESSELS Duggie	2.5	32		0.0			1.0	0.5	6:43	
10	OESCHGER Kobus	2.5	29	1.5	7.7		50.0	2.0		21:19	
11	HOUSTON James	3.0	32	3.0	37.5		0.0	2.5	2.0	20:15	
12	MANYANA Buntu	3.5	25	4.5	25.0		75.0	3.0	1.0	24:21	
13	WAITES Grant	4.0	27	3.0	33.3			4.0		12:11	
14	NORTJE Richard	4.5	19	5.5	30.8	0.0	50.0	3.5		18:05	
15	VICTOR Joppie	4.5	26	5.0	15.8	0.0	50.0	5.0		15:29	
TEAM		26.9	26.0	23.0	0.0	38.7	22.5	6.0			
Coach	MOORGAS Shawn										
Assistant Coach	MOORGAS Craig					MOKONE Simon					

RSA Played		
PR	USA	25-97
PR	GER	27-113

Canada (CAN)

No.	Name	Class Points	Age	PPG	FG%	3FG%	FT%	RPG	APG	MPG	
4	DUREPOS Dave (C)	3.5	32	4.5	12.5	0.0	58.3	1.5	0.5	13:19	
5	HENDERSON Roy	2.0	45	1.0	50.0		0.0	2.5		11:30	
6	TREUER James	4.5	29	5.0	42.9		40.0	2.0	1.0	9:46	
7	DENNIS Jeff	4.0	27	3.0	75.0			0.5	0.5	4:02	
8	JOHNSON Joey	4.5	25	2.5	25.0		50.0	8.0	0.5	19:50	
9	NORTON Ross	2.0	27	1.5	11.1		50.0	4.0	1.0	31:05	
10	HALL Ken	2.0	30		0.0		0.0	2.0	2.0	27:48	
11	BORISOFF Jaimie (C)	1.0	30	2.0	50.0		50.0	2.5	1.5	23:31	
12	ANDERSON Patrick	4.5	21	24.0	54.3	40.0	66.7	11.5	3.0	29:18	
13	STOUTENBURG Chris	1.0	23	3.0	100.0		0.0	1.0		8:52	
14	GAERTNER Travis	3.0	20	5.0	66.7		50.0	0.5		4:51	
15	PETER Richard	2.5	28	6.5	50.0		62.5	2.0	1.0	16:04	
TEAM		28.1	58.0	43.3	33.3	48.4	38.0	11.0			
Coach	FROGLEY Michael										
Assistant Coach	BOWES Paul					TONELLO Jerry					

CAN Played		
PR	MEX	61-33
PR	GBR	55-50

Legend:

(C) : Captain PR : Preliminary Round QF : Quarterfinal SF : Semi-final
 PPG : Points Per Game RPG : Rebounds per Game APG : Assists per Game MPG : Minutes Played per Game
 FT% : Free Throws % FG% : Field Goals % 3FG% : 3 Points Field Goals %

PRNWB00000075.00051 00102023:02V010

Match No: 19

GER vs USA

Start Time: 16:15

Referees: ESHENKO Vladimer (CAN)
BHANIA Balwant (GBR)

DEWELL Ross (AUS)

Germany (GER)

No.	Name	Class Points	Age	PPG	FG%	3FG%	FT%	RPG	APG	MPG
4	SCHWARZ Ralf	4.5	27	18.0	100.0			4.0		12:41
5	HUEBNER Lars	1.5	35		0.0				1.5	17:21
6	SNIEGOCKI Markus	2.0	29	3.0	40.0		100.0	1.0	1.0	12:28
7	FISCHER Thomas	1.5	33	3.5	33.3	0.0	75.0		3.0	17:48
8	WIMMERS Guido (C)	4.5	28	7.5	46.2		75.0	6.5	0.5	12:41
9	HABERKORN Markus	3.0	26	9.0	27.3		75.0	4.0	4.0	20:51
10	LEONHARDT Joerg	1.0	35	8.0	66.7				3.0	20:47
11	OTTO Martin	4.5	38	16.0	53.8		40.0	9.0	1.0	32:15
12	THALHEIM Dirk	2.0	29	8.5	53.3		50.0	1.5	1.5	23:16
13	CHRISTINK Lars	2.0	28	5.0	27.8	0.0	0.0	2.0	4.5	28:17
14	COSKUN Ahmet	4.0	25	10.5	56.3	0.0	60.0	2.5	2.0	19:02
15	KOEHLER Dirk	4.0	32	14.5	52.2		62.5	9.5	1.5	25:48
			TEAM	30.4	78.0	48.6	0.0	61.1	31.5	19.5
Coach		ROEMER Gerd								
Assistant Coach										

GER Played		
PR	GBR	43-61
PR	RSA	113-27

United States of America (USA)

No.	Name	Class Points	Age	PPG	FG%	3FG%	FT%	RPG	APG	MPG
4	BARBER Eric	1.0	29	4.0	50.0			1.5	0.5	12:45
5	JUETTE Melvin Sean	2.0	31	4.0	28.6			4.0	4.5	26:30
6	TEW Steve	4.0	22	8.0	33.3		0.0	6.0	4.0	21:40
7	GILL JR Chuck	3.5	36	10.0	56.3		40.0	4.5	1.0	16:47
8	HERNANDEZ William	2.5	30	2.0	33.3					6:23
9	WALLER William Henry	3.0	27	10.0	60.0		100.0	6.5	0.5	22:28
10	SCHLAPPI Mike Palmer	1.5	37	7.5	50.0		62.5	4.5	4.5	28:16
11	SCHULTE Paul	3.0	21	7.5	60.0		75.0	3.0	4.5	21:10
12	KILEY David Paul (C)	3.0	47	8.0	54.5	100.0	75.0	4.0	1.0	14:50
13	BELL Curtis	4.5	47	3.0	28.6		100.0	2.5	1.0	9:55
14	JOHNSON Larry	2.5	36	4.5	44.4		50.0	4.0	2.0	16:15
15	GLASBRENNER Jeffrey James	4.5	27	15.0	70.0		16.7	6.5		16:58
			TEAM	32.5	78.5	50.4	100.0	50.0	44.0	21.5
Coach		BYRNES Dan								
Assistant Coach		BURNS Frank								
		PHILLIPS Mo								

USA Played		
PR	RSA	97-25
PR	MEX	60-44

Legend:

(C) : Captain PR : Preliminary Round QF : Quarterfinal SF : Semi-final
 PPG : Points Per Game RPG : Rebounds per Game APG : Assists per Game MPG : Minutes Played per Game
 FT% : Free Throws % FG% : Field Goals % 3FG% : 3 Points Field Goals %

PRNWB00000076.00051 00102023:02V010

Match No: 20

KOR vs AUS

Start Time: 16:15

Referees: BRIERE Gilles (CAN)
SCHOENACKER David (FRA)

EL-DEIN EL-KHATEB Bahaa (JOR)

Korea (KOR)

No.	Name	Class Points	Age	PPG	FG%	3FG%	FT%	RPG	APG	MPG
4	KIM Ho-Yong	3.0	28	5.0	33.3		0.0	8.5	0.5	30:01
5	KIM Jung-Seob	3.0	29	4.5	50.0	50.0		1.0		7:23
6	KO Kwang-Yub	2.0	27	10.0	38.9	0.0	40.0	2.5	3.0	38:27
7	HAN Jin-Hee	2.0	33	2.0	50.0				1.0	10:40
8	IM Chan-Kuw (C)	2.5	34	11.0	36.0	40.0	16.7	5.5	3.5	37:35
9	PARK Sea-Kyun	1.5	29						1.0	1:30
10	HAN Sa-Hyun	2.5	31	9.5	35.0	0.0	62.5	3.0	4.0	39:58
11	KIM Chul-Soo	4.5	24					1.0		4:05
12	KANG Hee-Joon	4.0	25	3.0	100.0		0.0	2.5		7:07
13	YANG Hun-Mo	2.5	28	1.5	100.0		50.0			5:50
14	KIM Young-Duk	3.0	33		0.0			2.0		9:20
15	KIM Ji-Nam	4.0	23	6.0	42.9			12.0		33:20
			TEAM	28.7	51.5	39.4	30.0	35.0	36.5	12.0
Coach		IN-CHUL Shin								
Assistant Coach										

KOR Played		
PR	NED	48-83
PR	SWE	55-57

Australia (AUS)

No.	Name	Class Points	Age	PPG	FG%	3FG%	FT%	RPG	APG	MPG
4	PORTER Shane	1.0	21		0.0		0.0	1.0		10:12
5	SACHS Troy (C)	4.5	24	22.5	50.0	33.3	58.3	11.0	4.5	32:18
6	GOULD David	4.5	35	6.5	27.8	0.0	42.9	3.5	2.5	19:43
7	BLYTHE Sandy	2.5	38	3.0	33.3			5.5	3.5	36:34
8	GROENEWEGEN Shaun	4.0	18	1.5	20.0	0.0	50.0	1.5		4:00
9	McFAWN Michael	3.0	47					1.0	1.0	1:01
10	MORRIS Nick	1.0	29	2.0	33.3		66.7	1.5		27:19
11	HEWSON Gerry	1.5	42	5.0	55.6			1.0	2.0	32:24
12	QUINN Brook	3.5	27							
13	ANDREWS Troy	1.5	38		0.0			1.0		7:02
14	KING Adrian	2.0	28	2.0	100.0		0.0	1.0		11:57
15	NESS Brad	4.5	25	17.5	58.6		50.0	10.5	1.0	23:58
			TEAM	31.0	59.0	44.9	11.1	51.2	37.5	14.0
Coach		TURNER Bob								
Assistant Coach		OLIVER Richard			WALKER Michael					

AUS Played		
PR	JPN	64-36
PR	FRA	54-63

Legend:

(C) : Captain PR : Preliminary Round QF : Quarterfinal SF : Semi-final
 PPG : Points Per Game RPG : Rebounds per Game APG : Assists per Game MPG : Minutes Played per Game
 FT% : Free Throws % FG% : Field Goals % 3FG% : 3 Points Field Goals %

PRNWB00000077.00058 00102023:03V010

TIME	TEAMS	PHASE	Match No.	GENDER	LOCATION	REFEREES
9:30	USA vs NED	Preliminary Group A	15	WOMEN	Sydney SuperDome	CAMPOS PERIS Sergio (ESP) BEHRE Christofer (SWE) DEWELL Ross (AUS)
11:30	CAN vs MEX	Preliminary Group B	16	WOMEN	Sydney SuperDome	OTTO Jorg-ulich (GER) BHANIA Balwant (GBR) EL-DEIN EL-KHATEB Bahaa (JOR)
14:15	FRA vs JPN	Preliminary Group B	17	MEN	Sydney SuperDome	BURFORD Jonathon (USA) WALLAART Edwin (NED) TSOUNTSOURAS Spiridon (GRE)
14:15	RSA vs CAN	Preliminary Group A	18	MEN	The Dome	RAMOT Itzhack (ISR) JUNGMANN Hans-Dieter (GER) CALIGIURI Gabriele (AUS)
16:15	GER vs USA	Preliminary Group A	19	MEN	Sydney SuperDome	ESHENKO Vladimer (CAN) BHANIA Balwant (GBR) DEWELL Ross (AUS)
16:15	KOR vs AUS	Preliminary Group B	20	MEN	The Dome	BRIERE Gilles (CAN) SCHOENACKER David (FRA) EL-DEIN EL-KHATEB Bahaa (JOR)
19:00	JPN vs GER	Preliminary Group B	21	WOMEN	Sydney SuperDome	ENGLISH Robert (GBR) CHUNG Hak Mo (KOR) GAUTHIER Sebastien (CAN)
19:00	GBR vs MEX	Preliminary Group A	22	MEN	The Dome	ARNOLD Sharon (AUS) BEHRE Christofer (SWE) OTTO Jorg-ulich (GER)
21:00	AUS vs GBR	Preliminary Group A	23	WOMEN	Sydney SuperDome	VLUG Theodoros (NED) CAMPOS PERIS Sergio (ESP) JUNGMANN Hans-Dieter (GER)
21:00	SWE vs NED	Preliminary Group B	24	MEN	The Dome	GONZALES Anthony (USA) SUGIYAMA Kaneyoshi (JPN) TSOUNTSOURAS Spiridon (GRE)

Wheelchair Basketball

Wheelchair Basketball

Wheelchair Basketball

Wheelchair Basketball

PRNWB00000078.00026 00102023:07V010

Match No: 15

USA vs NED

Start Time: 9:30

Referees: CAMPOS PERIS Sergio (ESP)
BEHRE Christofer (SWE)

DEWELL Ross (AUS)

United States of America (USA)										RUNNING SCORE											
Time-Outs					Team Fouls					A		B		A		B		A		B	
First Half					1	2	3	4	5	6	7	1	1	1	1	41	41	81	81	121	121
Second Half					1	2	3	4	5	6	7	2	2	42	42	82	82	122	122		
Extra Periods												3	3	43	43	83	83	123	123		
												4	4	44	44	84	84	124	124		
												5	5	45	45	85	85	125	125		
												6	6	46	46	86	86	126	126		
												7	7	47	47	87	87	127	127		
												8	8	48	48	88	88	128	128		
												9	9	49	49	89	89	129	129		
												10	10	50	50	90	90	130	130		
												11	11	51	51	91	91	131	131		
												12	12	52	52	92	92	132	132		
												13	13	53	53	93	93	133	133		
												14	14	54	54	94	94	134	134		
												15	15	55	55	95	95	135	135		
												16	16	56	56	96	96	136	136		
												17	17	57	57	97	97	137	137		
												18	18	58	58	98	98	138	138		
												19	19	59	59	99	99	139	139		
												20	20	60	60	100	100	140	140		
												21	21	61	61	101	101	141	141		
												22	22	62	62	102	102	142	142		
												23	23	63	63	103	103	143	143		
												24	24	64	64	104	104	144	144		
												25	25	65	65	105	105	145	145		
												26	26	66	66	106	106	146	146		
												27	27	67	67	107	107	147	147		
												28	28	68	68	108	108	148	148		
												29	29	69	69	109	109	149	149		
												30	30	70	70	110	110	150	150		
												31	31	71	71	111	111	151	151		
												32	32	72	72	112	112	152	152		
												33	33	73	73	113	113	153	153		
												34	34	74	74	114	114	154	154		
												35	35	75	75	115	115	155	155		
												36	36	76	76	116	116	156	156		
												37	37	77	77	117	117	157	157		
												38	38	78	78	118	118	158	158		
												39	39	79	79	119	119	159	159		
												40	40	80	80	120	120	160	160		
Time-Outs First Half: _____ Second Half: _____ Extra Periods: _____					Team Fouls First Half: _____ Second Half: _____ Extra Periods: _____					Class Points Name of Players: _____ No. _____		Player In 1 2 3 4 5		Fouls 1 2 3 4 5		Coach: BRASILE Frank 1st Ass. Coach: LYKINS Ron 2nd Ass. Coach: CHYNOWETH Tracy					
Time-Outs First Half: _____ Second Half: _____ Extra Periods: _____					Team Fouls First Half: _____ Second Half: _____ Extra Periods: _____					Class Points Name of Players: _____ No. _____		Player In 1 2 3 4 5		Fouls 1 2 3 4 5		Coach: KLERKS Ben 1st Ass. Coach: MAKKENZE Henk 2nd Ass. Coach: SCHEPERS Simone					
Scores: First Half A _____ B _____ Second Half A _____ B _____ Extra Period A _____ B _____					Final Score: Team A: _____ Team B: _____ Name of Winning Team: _____					ScoreKeeper: _____ TimeKeeper: _____ 30' Operator: _____		Referee: _____ Umpire: _____ Captain's Signature in case of Protest: _____									

Wheelchair Basketball

PRNWB00000079.00026 00102108:52V010

Match No: 16

CAN vs MEX

Start Time: 11:30

Referees: OTTO Jorg-ulich (GER)
BHANIA Balwant (GBR)

EL-DEIN EL-KHATEB Bahaa (JOR)

Canada (CAN)												RUNNING SCORE																	
Time-Outs						Team Fouls						A		B		A		B		A		B							
First Half						1	2	3	4	5	6	7	1	2	3	4	5	6	7	1	2	1	1	41	41	81	81	121	121
Second Half						1	2	3	4	5	6	7	1	2	3	4	5	6	7	3	3	2	2	42	42	82	82	122	122
Extra Periods																				4	4	3	3	43	43	83	83	123	123
Class Points	Name of Players					No.	Player In	Fouls					A		B		A		B		A		B						
								1	2	3	4	5	4	4	4	4	44	44	84	84	124	124							
	KREMPIEN Jennifer					4							5	5	5	5	45	45	85	85	125	125							
	ABBOTT Marni					5							6	6	6	6	46	46	86	86	126	126							
	OHAMA Kendra					6							7	7	7	7	47	47	87	87	127	127							
	PETERS Marnie					7							8	8	8	8	48	48	88	88	128	128							
	DEL COLLE Renee					8							9	9	9	9	49	49	89	89	129	129							
	BENOIT Chantal					9							10	10	10	10	50	50	90	90	130	130							
	STILWELL Michelle					10							11	11	11	11	51	51	91	91	131	131							
	PETTINICCHI Sabrina					11							12	12	12	12	52	52	92	92	132	132							
	FERGUSON Tracey					12							13	13	13	13	53	53	93	93	133	133							
	RADKE Lori					13							14	14	14	14	54	54	94	94	134	134							
	KUTROWSKI Linda					14							15	15	15	15	55	55	95	95	135	135							
	KELLY Jo					15							16	16	16	16	56	56	96	96	136	136							
Coach: FRICK Tim												17	17	17	17	57	57	97	97	137	137								
1st Ass. Coach: BURLEIGH Jo-Anne												18	18	18	18	58	58	98	98	138	138								
2nd Ass. Coach: MASH-HADLOW Charlene												19	19	19	19	59	59	99	99	139	139								
Mexico (MEX)												20	20	20	20	60	60	100	100	140	140								
Time-Outs						Team Fouls						A		B		A		B		A		B							
First Half						1	2	3	4	5	6	7	21	21	21	21	61	61	101	101	141	141							
Second Half						1	2	3	4	5	6	7	22	22	22	22	62	62	102	102	142	142							
Extra Periods													23	23	23	23	63	63	103	103	143	143							
Class Points	Name of Players					No.	Player In	Fouls					A		B		A		B		A		B						
								1	2	3	4	5	24	24	24	24	64	64	104	104	144	144							
	VAZQUEZ Cecilia					4							25	25	25	25	65	65	105	105	145	145							
	LOPEZ Alma					5							26	26	26	26	66	66	106	106	146	146							
	VAZQUEZ Teresita					6							27	27	27	27	67	67	107	107	147	147							
	MONTANO Ma. Carmen					7							28	28	28	28	68	68	108	108	148	148							
	PENALOZA Leticia					8							29	29	29	29	69	69	109	109	149	149							
	VAZQUEZ DELGADILLO Lucia					9							30	30	30	30	70	70	110	110	150	150							
	CAMARA Rosa					10							31	31	31	31	71	71	111	111	151	151							
	MIRANDA Claudia					11							32	32	32	32	72	72	112	112	152	152							
	FONSECA Olga					12							33	33	33	33	73	73	113	113	153	153							
	SOTO Juana					13							34	34	34	34	74	74	114	114	154	154							
	HERLINDA Rosa					14							35	35	35	35	75	75	115	115	155	155							
	GARCIA Wendy					15							36	36	36	36	76	76	116	116	156	156							
Coach: VERGARA Eli												37	37	37	37	77	77	117	117	157	157								
1st Ass. Coach: LARRAGA Pablo												38	38	38	38	78	78	118	118	158	158								
2nd Ass. Coach: DURAND Sergio												39	39	39	39	79	79	119	119	159	159								
												40	40	40	40	80	80	120	120	160	160								

Scores: First Half A _____ B _____ Second Half A _____ B _____ Extra Period A _____ B _____	Final Score: Team A: _____ Team B: _____ Name of Winning Team: _____
ScoreKeeper: _____ TimeKeeper: _____ 30' Operator: _____	Referee: _____ Umpire: _____ Captain's Signature in case of Protest: _____

Wheelchair Basketball

PRNWB0000007A.00026 00102023:07V010

SAT 21 OCT 2000

SYDNEY SUPERDOME

Match No: 17

FRA vs JPN

Start Time: 14:15

Referees: BURFORD Jonathon (USA)
WALLAART Edwin (NED)

TSOUNTSOURAS Spiridon (GRE)

France (FRA)												RUNNING SCORE												
Time-Outs						Team Fouls						A		B		A		B		A		B		
First Half						1	2	3	4	5	6	7	1		2		3		4		5		6	
Second Half						1	2	3	4	5	6	7	7		8		9		10		11		12	
Extra Periods																								
Class Points	Name of Players					No.	Player In	Fouls																
								1	2	3	4	5												
	SALLEM Riadh					4							41		41		81		81		121		121	
	ABOUKIR Jean-Denis					5							42		42		82		82		122		122	
	LIBMAN Bertrand					6							43		43		83		83		123		123	
	COURNEIL Jerome					7							44		44		84		84		124		124	
	BOUSTILA Ouahid					8							45		45		85		85		125		125	
	FAHRASMANE Mario					9							46		46		86		86		126		126	
	GUYOT Frederic					10							47		47		87		87		127		127	
	THEREZO Jose					11							48		48		88		88		128		128	
	HAMELIN David					12							49		49		89		89		129		129	
	DIXNEUF Lionel					13							50		50		90		90		130		130	
	BAYE Philippe					14							51		51		91		91		131		131	
	LAFFONT Jean Pascal					15							52		52		92		92		132		132	
Coach: SORIANO Jean-Paul												53		53		93		93		133		133		
1st Ass. Coach: SCHOENACKER Maurice												54		54		94		94		134		134		
2nd Ass. Coach:												55		55		95		95		135		135		
												56		56		96		96		136		136		
												57		57		97		97		137		137		
												58		58		98		98		138		138		
												59		59		99		99		139		139		
												60		60		100		100		140		140		
												61		61		101		101		141		141		
												62		62		102		102		142		142		
												63		63		103		103		143		143		
												64		64		104		104		144		144		
												65		65		105		105		145		145		
												66		66		106		106		146		146		
												67		67		107		107		147		147		
												68		68		108		108		148		148		
												69		69		109		109		149		149		
												70		70		110		110		150		150		
												71		71		111		111		151		151		
												72		72		112		112		152		152		
												73		73		113		113		153		153		
												74		74		114		114		154		154		
												75		75		115		115		155		155		
												76		76		116		116		156		156		
												77		77		117		117		157		157		
												78		78		118		118		158		158		
												79		79		119		119		159		159		
												80		80		120		120		160		160		
Scores:						First Half		A _____		B _____		Final Score:						Team A: _____		Team B: _____				
						Second Half		A _____		B _____		Name of Winning Team:						_____						
						Extra Period		A _____		B _____														
ScoreKeeper:						_____						Referee:						_____						
TimeKeeper:						_____						Umpire:						_____						
30' Operator:						_____						Captain's Signature in case of Protest:						_____						

Wheelchair Basketball

PRNWB0000007B.00026 00102023:07V010

Match No: 18

RSA vs CAN

Start Time: 14:15

Referees: RAMOT Itzhack (ISR)
JUNGMANN Hans-Dieter (GER)

CALIGIURI Gabriele (AUS)

South Africa (RSA)												RUNNING SCORE												
Time-Outs						Team Fouls						A		B		A		B		A		B		
First Half						1	2	3	4	5	6	7	1	1	1	1	41	41	1	1	81	81	121	121
Second Half						1	2	3	4	5	6	7	2	2	42	42	2	2	82	82	122	122	2	2
Extra Periods													3	3	43	43	3	3	83	83	123	123	3	3
													4	4	44	44	4	4	84	84	124	124	4	4
													5	5	45	45	5	5	85	85	125	125	5	5
													6	6	46	46	6	6	86	86	126	126	6	6
													7	7	47	47	7	7	87	87	127	127	7	7
													8	8	48	48	8	8	88	88	128	128	8	8
													9	9	49	49	9	9	89	89	129	129	9	9
													10	10	50	50	10	10	90	90	130	130	10	10
													11	11	51	51	11	11	91	91	131	131	11	11
													12	12	52	52	12	12	92	92	132	132	12	12
													13	13	53	53	13	13	93	93	133	133	13	13
													14	14	54	54	14	14	94	94	134	134	14	14
													15	15	55	55	15	15	95	95	135	135	15	15
													16	16	56	56	16	16	96	96	136	136	16	16
													17	17	57	57	17	17	97	97	137	137	17	17
													18	18	58	58	18	18	98	98	138	138	18	18
													19	19	59	59	19	19	99	99	139	139	19	19
													20	20	60	60	20	20	100	100	140	140	20	20
													21	21	61	61	21	21	101	101	141	141	21	21
													22	22	62	62	22	22	102	102	142	142	22	22
													23	23	63	63	23	23	103	103	143	143	23	23
													24	24	64	64	24	24	104	104	144	144	24	24
													25	25	65	65	25	25	105	105	145	145	25	25
													26	26	66	66	26	26	106	106	146	146	26	26
													27	27	67	67	27	27	107	107	147	147	27	27
													28	28	68	68	28	28	108	108	148	148	28	28
													29	29	69	69	29	29	109	109	149	149	29	29
													30	30	70	70	30	30	110	110	150	150	30	30
													31	31	71	71	31	31	111	111	151	151	31	31
													32	32	72	72	32	32	112	112	152	152	32	32
													33	33	73	73	33	33	113	113	153	153	33	33
													34	34	74	74	34	34	114	114	154	154	34	34
													35	35	75	75	35	35	115	115	155	155	35	35
													36	36	76	76	36	36	116	116	156	156	36	36
													37	37	77	77	37	37	117	117	157	157	37	37
													38	38	78	78	38	38	118	118	158	158	38	38
													39	39	79	79	39	39	119	119	159	159	39	39
													40	40	80	80	40	40	120	120	160	160	40	40
Coach: MOORGAS Shawn						Coach: FROGLEY Michael						Final Score: Team A: _____ Team B: _____												
1st Ass. Coach: MOORGAS Craig						1st Ass. Coach: BOWES Paul						Name of Winning Team: _____												
2nd Ass. Coach: MOKONE Simon						2nd Ass. Coach: TONELLO Jerry						ScoreKeeper: _____												
												Referee: _____												
												Umpire: _____												
												Captain's Signature in case of Protest: _____												

Wheelchair Basketball

PRNWB0000007C.00026 00102023:08V010

Match No: 19

GER vs USA

Start Time: 16:15

Referees: ESHENKO Vladimer (CAN)
BHANIA Balwant (GBR)

DEWELL Ross (AUS)

Germany (GER)				RUNNING SCORE																	
Time-Outs			Team Fouls							A		B		A		B		A		B	
First Half			1	2	3	4	5	6	7	1	2	1	1	41	41	81	81	121	121		
Second Half			1	2	3	4	5	6	7	2	2	42	42	82	82	122	122				
Extra Periods										3	3	43	43	83	83	123	123				
										4	4	44	44	84	84	124	124				
										5	5	45	45	85	85	125	125				
										6	6	46	46	86	86	126	126				
										7	7	47	47	87	87	127	127				
										8	8	48	48	88	88	128	128				
										9	9	49	49	89	89	129	129				
										10	10	50	50	90	90	130	130				
										11	11	51	51	91	91	131	131				
										12	12	52	52	92	92	132	132				
										13	13	53	53	93	93	133	133				
										14	14	54	54	94	94	134	134				
										15	15	55	55	95	95	135	135				
										16	16	56	56	96	96	136	136				
										17	17	57	57	97	97	137	137				
										18	18	58	58	98	98	138	138				
										19	19	59	59	99	99	139	139				
										20	20	60	60	100	100	140	140				
										21	21	61	61	101	101	141	141				
										22	22	62	62	102	102	142	142				
										23	23	63	63	103	103	143	143				
										24	24	64	64	104	104	144	144				
										25	25	65	65	105	105	145	145				
										26	26	66	66	106	106	146	146				
										27	27	67	67	107	107	147	147				
										28	28	68	68	108	108	148	148				
										29	29	69	69	109	109	149	149				
										30	30	70	70	110	110	150	150				
										31	31	71	71	111	111	151	151				
										32	32	72	72	112	112	152	152				
										33	33	73	73	113	113	153	153				
										34	34	74	74	114	114	154	154				
										35	35	75	75	115	115	155	155				
										36	36	76	76	116	116	156	156				
										37	37	77	77	117	117	157	157				
										38	38	78	78	118	118	158	158				
										39	39	79	79	119	119	159	159				
										40	40	80	80	120	120	160	160				
Scores: First Half A _____ B _____ Second Half A _____ B _____ Extra Period A _____ B _____				Final Score: Team A: _____ Team B: _____ Name of Winning Team: _____																	
ScoreKeeper: _____ TimeKeeper: _____ 30' Operator: _____				Referee: _____ Umpire: _____ Captain's Signature in case of Protest: _____																	

Wheelchair Basketball

Wheelchair Basketball

Wheelchair Basketball

Wheelchair Basketball

PRNWB0000007D.00026 00102023:08V010

Match No: 20

KOR vs AUS

Start Time: 16:15

Referees: BRIERE Gilles (CAN)
SCHOENACKER David (FRA)

EL-DEIN EL-KHATEB Bahaa (JOR)

Korea (KOR)										RUNNING SCORE																
Time-Outs					Team Fouls					A		B		A		B		A		B						
First Half					1	2	3	4	5	6	7	1	1	1	1	41	41	1	1	81	81	121	121			
Second Half					1	2	3	4	5	6	7	2	2	2	2	42	42	2	2	82	82	122	122			
Extra Periods												3	3	3	3	43	43	3	3	83	83	123	123			
												4	4	4	4	44	44	4	4	84	84	124	124			
												5	5	5	5	45	45	5	5	85	85	125	125			
												6	6	6	6	46	46	6	6	86	86	126	126			
												7	7	7	7	47	47	7	7	87	87	127	127			
												8	8	8	8	48	48	8	8	88	88	128	128			
												9	9	9	9	49	49	9	9	89	89	129	129			
												10	10	10	10	50	50	10	10	90	90	130	130			
												11	11	11	11	51	51	11	11	91	91	131	131			
												12	12	12	12	52	52	12	12	92	92	132	132			
												13	13	13	13	53	53	13	13	93	93	133	133			
												14	14	14	14	54	54	14	14	94	94	134	134			
												15	15	15	15	55	55	15	15	95	95	135	135			
												16	16	16	16	56	56	16	16	96	96	136	136			
												17	17	17	17	57	57	17	17	97	97	137	137			
												18	18	18	18	58	58	18	18	98	98	138	138			
												19	19	19	19	59	59	19	19	99	99	139	139			
												20	20	20	20	60	60	20	20	100	100	140	140			
												21	21	21	21	61	61	21	21	101	101	141	141			
												22	22	22	22	62	62	22	22	102	102	142	142			
												23	23	23	23	63	63	23	23	103	103	143	143			
												24	24	24	24	64	64	24	24	104	104	144	144			
												25	25	25	25	65	65	25	25	105	105	145	145			
												26	26	26	26	66	66	26	26	106	106	146	146			
												27	27	27	27	67	67	27	27	107	107	147	147			
												28	28	28	28	68	68	28	28	108	108	148	148			
												29	29	29	29	69	69	29	29	109	109	149	149			
												30	30	30	30	70	70	30	30	110	110	150	150			
												31	31	31	31	71	71	31	31	111	111	151	151			
												32	32	32	32	72	72	32	32	112	112	152	152			
												33	33	33	33	73	73	33	33	113	113	153	153			
												34	34	34	34	74	74	34	34	114	114	154	154			
												35	35	35	35	75	75	35	35	115	115	155	155			
												36	36	36	36	76	76	36	36	116	116	156	156			
												37	37	37	37	77	77	37	37	117	117	157	157			
												38	38	38	38	78	78	38	38	118	118	158	158			
												39	39	39	39	79	79	39	39	119	119	159	159			
												40	40	40	40	80	80	40	40	120	120	160	160			
Class Points					Name of Players					No.	Player In	Fouls														
					PORTER Shane					4																
					SACHS Troy					5																
					GOULD David					6																
					BLYTHE Sandy					7																
					GROENEWEGEN Shaun					8																
					McFAWN Michael					9																
					MORRIS Nick					10																
					HEWSON Gerry					11																
					QUINN Brook					12																
					ANDREWS Troy					13																
					KING Adrian					14																
					NESS Brad					15																
					Coach: TURNER Bob																					
					1st Ass. Coach: OLIVER Richard																					
					2nd Ass. Coach: WALKER Michael																					
Scores:					First Half					A	B															
					Second Half					A	B															
					Extra Period					A	B															
ScoreKeeper:																										
TimeKeeper:																										
30' Operator:																										
Final Score:					Team A: _____					Team B: _____																
Name of Winning Team:					_____																					
Referee:					_____																					
Umpire:					_____																					
Captain's Signature in case of Protest:					_____																					

Wheelchair Basketball

PRNWB0000007E.00026 00102023:08V010

Match No: 21

JPN vs GER

Start Time: 19:00

Referees: ENGLISH Robert (GBR)
CHUNG Hak Mo (KOR)

GAUTHIER Sebastien (CAN)

Japan (JPN)										RUNNING SCORE																			
Time-Outs					Team Fouls					A		B		A		B		A		B									
First Half					1	2	3	4	5	6	7	1	1	1	1	41	41	1	1	81	81	121	121						
Second Half					1	2	3	4	5	6	7	2	2	2	2	42	42	2	2	82	82	122	122						
Extra Periods												3	3	3	3	43	43	3	3	83	83	123	123						
												4	4	4	4	44	44	4	4	84	84	124	124						
												5	5	5	5	45	45	5	5	85	85	125	125						
												6	6	6	6	46	46	6	6	86	86	126	126						
												7	7	7	7	47	47	7	7	87	87	127	127						
												8	8	8	8	48	48	8	8	88	88	128	128						
												9	9	9	9	49	49	9	9	89	89	129	129						
												10	10	10	10	50	50	10	10	90	90	130	130						
												11	11	11	11	51	51	11	11	91	91	131	131						
												12	12	12	12	52	52	12	12	92	92	132	132						
												13	13	13	13	53	53	13	13	93	93	133	133						
												14	14	14	14	54	54	14	14	94	94	134	134						
												15	15	15	15	55	55	15	15	95	95	135	135						
												16	16	16	16	56	56	16	16	96	96	136	136						
												17	17	17	17	57	57	17	17	97	97	137	137						
												18	18	18	18	58	58	18	18	98	98	138	138						
												19	19	19	19	59	59	19	19	99	99	139	139						
												20	20	20	20	60	60	20	20	100	100	140	140						
												21	21	21	21	61	61	21	21	101	101	141	141						
												22	22	22	22	62	62	22	22	102	102	142	142						
												23	23	23	23	63	63	23	23	103	103	143	143						
												24	24	24	24	64	64	24	24	104	104	144	144						
												25	25	25	25	65	65	25	25	105	105	145	145						
												26	26	26	26	66	66	26	26	106	106	146	146						
												27	27	27	27	67	67	27	27	107	107	147	147						
												28	28	28	28	68	68	28	28	108	108	148	148						
												29	29	29	29	69	69	29	29	109	109	149	149						
												30	30	30	30	70	70	30	30	110	110	150	150						
												31	31	31	31	71	71	31	31	111	111	151	151						
												32	32	32	32	72	72	32	32	112	112	152	152						
												33	33	33	33	73	73	33	33	113	113	153	153						
												34	34	34	34	74	74	34	34	114	114	154	154						
												35	35	35	35	75	75	35	35	115	115	155	155						
												36	36	36	36	76	76	36	36	116	116	156	156						
												37	37	37	37	77	77	37	37	117	117	157	157						
												38	38	38	38	78	78	38	38	118	118	158	158						
												39	39	39	39	79	79	39	39	119	119	159	159						
												40	40	40	40	80	80	40	40	120	120	160	160						
Class Points Name of Players No. Player In 1 2 3 4 5 TSUKAMOTO Kyoko 4 YASHIMA Kyoko 5 UEMURA Chika 6 SAKO Junko 7 HORIKAWA Sayuri 8 TAKABAYASHI Mika 9 KAWAKAMI Rie 10 MASHIKO Megumi 11 TOMORI Hiromi 12 HIROMICHI Naoko 13 SOEDA Tomoe 14 MINAMIKAWA Sachiko 15 Coach: MIKAMI Shinji 1st Ass. Coach: SAKANO Haruo 2nd Ass. Coach: SAITO Nobuaki					Class Points Name of Players No. Player In 1 2 3 4 5 DUNSTHEIMER Birgit 4 OEZTUERK Cemile 5 NGUYEN-THI Nu 6 KIRSTE Heidi 7 JANUSCH Anja 8 SEIFERT Nicole 9 THAMM Susanne 10 SCHRATZ Nora 11 KLEIN Verena 12 BLEIFUSS Silke 13 WESEMUELLER Heike 14 ROEMELT Susanne 15 Coach: RICHARZ Peter 1st Ass. Coach: SCHRECK Andrea 2nd Ass. Coach:					Scores: First Half A _____ B _____ Second Half A _____ B _____ Extra Period A _____ B _____ ScoreKeeper: _____ TimeKeeper: _____ 30' Operator: _____										Final Score: Team A: _____ Team B: _____ Name of Winning Team: _____ Referee: _____ Umpire: _____ Captain's Signature in case of Protest: _____									

Wheelchair Basketball

PRNWB0000007F.00026 00102023:08V010

Match No: 22

GBR vs MEX

Start Time: 19:00

Referees: ARNOLD Sharon (AUS)
BEHRE Christofer (SWE)

OTTO Jorg-ulich (GER)

Great Britain (GBR)										RUNNING SCORE																			
Time-Outs					Team Fouls					A		B		A		B		A		B									
First Half					1	2	3	4	5	6	7	1	1	2	2	3	3	4	4	5	5	6	6						
Second Half					1	2	3	4	5	6	7	7	7	8	8	9	9	10	10	11	11	12	12						
Extra Periods												13	13	14	14	15	15	16	16	17	17	18	18						
Class Points	Name of Players				No.	Player In	Fouls					A		B		A		B		A		B							
							1	2	3	4	5	19	19	20	20	21	21	22	22	23	23	24	24	25	25				
	CAINE Steve				4							26	26	27	27	28	28	29	29	30	30	31	31	32	32				
	THOMAS Sinclair				5							33	33	34	34	35	35	36	36	37	37	38	38	39	39	40	40		
	HAYES Kevin				6							39	39	40	40														
	BYWATER Terry				7																								
	MUNN Simon				8																								
	POLLOCK Jonathan				9																								
	ADEPITAN Ade				10																								
	JOHNSON Dan				11																								
	BLAKE Andrew				12																								
	HOWLEY Fred				13																								
	PRICE Colin				14																								
	BRAMLEY David				15																								
Coach: TITMUSS David																													
1st Ass. Coach: SMITH Nigel																													
2nd Ass. Coach: TOLFREY Vicky																													

Mexico (MEX)											
Time-Outs					Team Fouls						
First Half					1	2	3	4	5	6	7
Second Half					1	2	3	4	5	6	7
Extra Periods											
Class Points	Name of Players				No.	Player In	Fouls				
							1	2	3	4	5
	SALVADOR Pedro				4						
	QUEVEDO Sergio				5						
	LARRAGA Pablo				6						
	ISAIAS Armando				7						
	BLANCAS Luis				8						
	PULIDO Jose				9						
	OLIVAS Julio Cesar				10						
	MAGANA Rigoberto				11						
	HERNANDEZ Gilberto				12						
	DURAN Mauro				13						
	ORTEGA Raul				14						
	ZAVALA Salvador				15						
Coach: LOPEZ NINO Alejandro											
1st Ass. Coach: DAVILA Aaron											
2nd Ass. Coach: DURAND Sergio											

Scores:	First Half	A _____	B _____
	Second Half	A _____	B _____
	Extra Period	A _____	B _____
Final Score:	Team A: _____		Team B: _____
Name of Winning Team:	_____		
ScoreKeeper:	_____		
TimeKeeper:	_____		
30' Operator:	_____		
Referee:	_____		
Umpire:	_____		
Captain's Signature in case of Protest:	_____		

Wheelchair Basketball

Wheelchair Basketball

Wheelchair Basketball

Wheelchair Basketball

PRNWB00000080.00026 00102023:08V010

Match No: 23

AUS vs GBR

Start Time: 21:00

Referees: VLOG Theodorus (NED)
CAMPOS PERIS Sergio (ESP)

JUNGMANN Hans-Dieter (GER)

Australia (AUS)										RUNNING SCORE																																																																																																																														
Time-Outs					Team Fouls					A		B		A		B		A		B																																																																																																																				
First Half					1	2	3	4	5	6	7	1	1	1	1	41	41	81	81	121	121																																																																																																																			
Second Half					1	2	3	4	5	6	7	2	2	42	42	82	82	122	122																																																																																																																					
Extra Periods												3	3	43	43	83	83	123	123																																																																																																																					
												4	4	44	44	84	84	124	124																																																																																																																					
												5	5	45	45	85	85	125	125																																																																																																																					
												6	6	46	46	86	86	126	126																																																																																																																					
												7	7	47	47	87	87	127	127																																																																																																																					
												8	8	48	48	88	88	128	128																																																																																																																					
												9	9	49	49	89	89	129	129																																																																																																																					
												10	10	50	50	90	90	130	130																																																																																																																					
												11	11	51	51	91	91	131	131																																																																																																																					
												12	12	52	52	92	92	132	132																																																																																																																					
												13	13	53	53	93	93	133	133																																																																																																																					
												14	14	54	54	94	94	134	134																																																																																																																					
												15	15	55	55	95	95	135	135																																																																																																																					
												16	16	56	56	96	96	136	136																																																																																																																					
												17	17	57	57	97	97	137	137																																																																																																																					
												18	18	58	58	98	98	138	138																																																																																																																					
												19	19	59	59	99	99	139	139																																																																																																																					
												20	20	60	60	100	100	140	140																																																																																																																					
												21	21	61	61	101	101	141	141																																																																																																																					
												22	22	62	62	102	102	142	142																																																																																																																					
												23	23	63	63	103	103	143	143																																																																																																																					
												24	24	64	64	104	104	144	144																																																																																																																					
												25	25	65	65	105	105	145	145																																																																																																																					
												26	26	66	66	106	106	146	146																																																																																																																					
												27	27	67	67	107	107	147	147																																																																																																																					
												28	28	68	68	108	108	148	148																																																																																																																					
												29	29	69	69	109	109	149	149																																																																																																																					
												30	30	70	70	110	110	150	150																																																																																																																					
												31	31	71	71	111	111	151	151																																																																																																																					
												32	32	72	72	112	112	152	152																																																																																																																					
												33	33	73	73	113	113	153	153																																																																																																																					
												34	34	74	74	114	114	154	154																																																																																																																					
												35	35	75	75	115	115	155	155																																																																																																																					
												36	36	76	76	116	116	156	156																																																																																																																					
												37	37	77	77	117	117	157	157																																																																																																																					
												38	38	78	78	118	118	158	158																																																																																																																					
												39	39	79	79	119	119	159	159																																																																																																																					
												40	40	80	80	120	120	160	160																																																																																																																					
Great Britain (GBR) Time-Outs First Half: _____ Second Half: _____ Extra Periods: _____ Team Fouls First Half: 1 2 3 4 5 6 7 Second Half: 1 2 3 4 5 6 7 Extra Periods: _____ <table border="1" style="width: 100%; border-collapse: collapse;"> <thead> <tr> <th rowspan="2">Class Points</th> <th rowspan="2">Name of Players</th> <th rowspan="2">No.</th> <th rowspan="2">Player In</th> <th colspan="5">Fouls</th> </tr> <tr> <th>1</th><th>2</th><th>3</th><th>4</th><th>5</th> </tr> </thead> <tbody> <tr><td></td><td>O'DRISCOLL Bernadette</td><td>4</td><td></td><td></td><td></td><td></td><td></td><td></td></tr> <tr><td></td><td>BURRETT Sarah</td><td>5</td><td></td><td></td><td></td><td></td><td></td><td></td></tr> <tr><td></td><td>STRANGE Clare</td><td>6</td><td></td><td></td><td></td><td></td><td></td><td></td></tr> <tr><td></td><td>LARGEN Georgina</td><td>7</td><td></td><td></td><td></td><td></td><td></td><td></td></tr> <tr><td></td><td>WILD Ann</td><td>8</td><td></td><td></td><td></td><td></td><td></td><td></td></tr> <tr><td></td><td>RIDLEY Jenny</td><td>9</td><td></td><td></td><td></td><td></td><td></td><td></td></tr> <tr><td></td><td>BAILLIE Sarah</td><td>10</td><td></td><td></td><td></td><td></td><td></td><td></td></tr> <tr><td></td><td>FOX Jill</td><td>11</td><td></td><td></td><td></td><td></td><td></td><td></td></tr> <tr><td></td><td>JACKSON Anna</td><td>12</td><td></td><td></td><td></td><td></td><td></td><td></td></tr> <tr><td></td><td>SMALL Kristina</td><td>13</td><td></td><td></td><td></td><td></td><td></td><td></td></tr> <tr><td></td><td>VANDERSTEEN Nicola</td><td>14</td><td></td><td></td><td></td><td></td><td></td><td></td></tr> <tr><td></td><td>MacLEAN Caroline</td><td>15</td><td></td><td></td><td></td><td></td><td></td><td></td></tr> </tbody> </table> Coach: HUDSON Paul 1st Ass. Coach: TARKENTER Malcolm 2nd Ass. Coach: PAWSON Sue					Class Points	Name of Players	No.	Player In	Fouls					1	2	3	4	5		O'DRISCOLL Bernadette	4								BURRETT Sarah	5								STRANGE Clare	6								LARGEN Georgina	7								WILD Ann	8								RIDLEY Jenny	9								BAILLIE Sarah	10								FOX Jill	11								JACKSON Anna	12								SMALL Kristina	13								VANDERSTEEN Nicola	14								MacLEAN Caroline	15							Scores: First Half A _____ B _____ Second Half A _____ B _____ Extra Period A _____ B _____ Final Score: Team A: _____ Team B: _____ Name of Winning Team: _____ ScoreKeeper: _____ TimeKeeper: _____ 30' Operator: _____ Referee: _____ Umpire: _____ Captain's Signature in case of Protest: _____									
Class Points	Name of Players	No.	Player In	Fouls																																																																																																																																				
				1	2	3	4	5																																																																																																																																
	O'DRISCOLL Bernadette	4																																																																																																																																						
	BURRETT Sarah	5																																																																																																																																						
	STRANGE Clare	6																																																																																																																																						
	LARGEN Georgina	7																																																																																																																																						
	WILD Ann	8																																																																																																																																						
	RIDLEY Jenny	9																																																																																																																																						
	BAILLIE Sarah	10																																																																																																																																						
	FOX Jill	11																																																																																																																																						
	JACKSON Anna	12																																																																																																																																						
	SMALL Kristina	13																																																																																																																																						
	VANDERSTEEN Nicola	14																																																																																																																																						
	MacLEAN Caroline	15																																																																																																																																						

Wheelchair Basketball

PRNWB00000081.00026 00102023:08V010

Match No: 24

SWE vs NED

Start Time: 21:00

Referees: GONZALES Anthony (USA)
SUGIYAMA Kaneyoshi (JPN)

TSOUNTSOURAS Spiridon (GRE)

Sweden (SWE)										RUNNING SCORE													
Time-Outs					Team Fouls					A		B		A		B		A		B			
First Half					1	2	3	4	5	6	7	1	1	1	1	41	41	1	1	81	81	121	121
Second Half					1	2	3	4	5	6	7	2	2	2	2	42	42	2	2	82	82	122	122
Extra Periods												3	3	3	3	43	43	3	3	83	83	123	123
												4	4	4	4	44	44	4	4	84	84	124	124
												5	5	5	5	45	45	5	5	85	85	125	125
												6	6	6	6	46	46	6	6	86	86	126	126
												7	7	7	7	47	47	7	7	87	87	127	127
												8	8	8	8	48	48	8	8	88	88	128	128
												9	9	9	9	49	49	9	9	89	89	129	129
												10	10	10	10	50	50	10	10	90	90	130	130
												11	11	11	11	51	51	11	11	91	91	131	131
												12	12	12	12	52	52	12	12	92	92	132	132
												13	13	13	13	53	53	13	13	93	93	133	133
												14	14	14	14	54	54	14	14	94	94	134	134
												15	15	15	15	55	55	15	15	95	95	135	135
												16	16	16	16	56	56	16	16	96	96	136	136
												17	17	17	17	57	57	17	17	97	97	137	137
												18	18	18	18	58	58	18	18	98	98	138	138
												19	19	19	19	59	59	19	19	99	99	139	139
												20	20	20	20	60	60	20	20	100	100	140	140
												21	21	21	21	61	61	21	21	101	101	141	141
												22	22	22	22	62	62	22	22	102	102	142	142
												23	23	23	23	63	63	23	23	103	103	143	143
												24	24	24	24	64	64	24	24	104	104	144	144
												25	25	25	25	65	65	25	25	105	105	145	145
												26	26	26	26	66	66	26	26	106	106	146	146
												27	27	27	27	67	67	27	27	107	107	147	147
												28	28	28	28	68	68	28	28	108	108	148	148
												29	29	29	29	69	69	29	29	109	109	149	149
												30	30	30	30	70	70	30	30	110	110	150	150
												31	31	31	31	71	71	31	31	111	111	151	151
												32	32	32	32	72	72	32	32	112	112	152	152
												33	33	33	33	73	73	33	33	113	113	153	153
												34	34	34	34	74	74	34	34	114	114	154	154
												35	35	35	35	75	75	35	35	115	115	155	155
												36	36	36	36	76	76	36	36	116	116	156	156
												37	37	37	37	77	77	37	37	117	117	157	157
												38	38	38	38	78	78	38	38	118	118	158	158
												39	39	39	39	79	79	39	39	119	119	159	159
												40	40	40	40	80	80	40	40	120	120	160	160
Class Points Name of Players No. Player In 1 2 3 4 5 Fouls					Class Points Name of Players No. Player In 1 2 3 4 5 Fouls					Coach: KARLSSON Kjell 1st Ass. Coach: STAVEGREN Joakim 2nd Ass. Coach:													
Class Points Name of Players No. Player In 1 2 3 4 5 Fouls					Class Points Name of Players No. Player In 1 2 3 4 5 Fouls					Coach: VERHEUVEL Rob 1st Ass. Coach: VERGOOSSEN Luc 2nd Ass. Coach:													
Time-Outs First Half Second Half Extra Periods					Time-Outs First Half Second Half Extra Periods					Scores: First Half A _____ B _____ Second Half A _____ B _____ Extra Period A _____ B _____													
Final Score: Team A: _____ Team B: _____					Name of Winning Team: _____					ScoreKeeper: _____ TimeKeeper: _____ 30' Operator: _____													
Referee: _____					Umpire: _____					Captain's Signature in case of Protest: _____													

Wheelchair Basketball

PRNWB00000082.00053A 00102108:49V01U



NPC	EVENT	Ord.	PIN No	BIB No	Yr	Height	Grp	Co.	NAME	Gender	POS.	KEY No	SCR No
Mexico	MEQUXX	1	0				MEX		MEXICO	M			
		1	100346	4	67	.	MEX	1	SALVADOR Pedro	M	A	1	1
		1	203644	5	78	.	MEX	2	QUEVEDO Sergio	M	A	2	2
		1	100826	6	59	.	MEX	3	LARRAGA Pablo	M	B	3	3
		1	100349	7	63	.	MEX	4	ISAIAS Armando	M	B	4	4
		1	100348	8	77	.	MEX	5	BLANCAS Luis	M	B	5	5
		1	100827	9	58	.	MEX	6	PULIDO Jose	M	B	6	6
		1	203645	10	73		MEX	7	OLIVAS Julio Cesar	M	A	7	7
		1	100353	11	62		MEX	8	MAGANA Rigoberto	M	A	8	8
		1	100354	12	64		MEX	9	HERNANDEZ Gilberto	M	C	9	9
		1	100355	13	64	.	MEX	10	DURAN Mauro	M	B	10	10
		1	100356	14	71	.	MEX	11	ORTEGA Raul	M	H	11	11
		1	100350	15	72	.	MEX	12	ZAVALA Salvador	M	B	12	12

WEQUXX	2	0					MEX		MEXICO	W			
	2	100746	4	65	.		MEX	1	VAZQUEZ Cecilia	W	A	1	1
	2	100821	5	66	.		MEX	2	LOPEZ Alma	W	A	2	2
	2	100748	6	61			MEX	3	VAZQUEZ Teresita	W	F	3	3
	2	100822	7	70			MEX	4	MONTANO Ma. Carmen	W	B	4	4
	2	100750	8	59			MEX	5	PENALOZA Leticia	W	B	5	5
	2	100751	9	65	.		MEX	6	VAZQUEZ DELGADILLO L	W	B	6	6
	2	100752	10	65	.		MEX	7	CAMARA Rosa	W	B	7	7
	2	100753	11	78	.		MEX	8	MIRANDA Claudia	W	C	8	8
	2	100749	12	68	.		MEX	9	FONSECA Olga	W	C	9	9
	2	100755	13	58	.		MEX	10	SOTO Juana	W	A	10	10
	2	100757	14	65	.		MEX	11	HERLINDA Rosa	W	A	11	11
	2	100825	15	80	.		MEX	12	GARCIA Wendy	W	A	12	12

Wheelchair Basketball

Wheelchair Basketball

Wheelchair Basketball

Wheelchair Basketball

PROVISIONAL

PRNWB00000083.00073 00102110:05V010

WOMEN PRELIMINARY GROUP A MATCH RESULTS



SAT 21 OCT 2000

SYDNEY SUPERDOME

Match No: 15

USA 18 vs 18 NED

Start Time: 9:30

Attendance:

Referees: CAMPOS PERIS Sergio (ESP)
BEHRE Christofer (SWE)

DEWELL Ross (AUS)

FIRST HALF

Scoring by 5 min intervals: **USA**
NED

2	8	12	18
6	10	14	18

United States of America (USA)

No.	Name	MIN	PTS	Field Goals		2 Points		3 Points		Free Throws		Rebounds			AS	ST	TO	BS	PF
				M/A	%	M/A	%	M/A	%	M/A	%	OR	DR	TOT					
* 4	STUMP Jana Ashley	10:54	2	1/4	25.0	1/4	25.0					2	1	3	1				1
5	CISNEROS Patricia																		
6	RODRIGUEZ Alma																		
* 7	THOMPSON Ann Walters	14:49	2	1/3	33.3	1/3	33.3												1
8	HOWITT Jennifer																		
9	BRANDENBURG Teresa	14:17		0/3	0.0	0/3	0.0						1	1					
10	TANBERG Bobbi																		
11	NIBLEY Miriam	05:11		0/1	0.0	0/1	0.0						1	1					1
* 12	RIPP Christina	14:49	2	0/3	0.0	0/2	0.0	0/1	0.0	2/4	50.0	1	1	2	3		3		
* 13	JOHNSON Josie	11:27	6	3/8	37.5	3/8	37.5			0/1	0.0	3	2	5		1			
* 14	CRAWFORD Janna Lynnette	18:13	2	1/4	25.0	1/4	25.0					2	4	6	1	1	1		
15	VERST Amy	10:20	4	2/5	40.0	2/4	50.0	0/1	0.0	0/2	0.0		3	3		1			1
Team Coach																			
TOTALS			18	8/31	25.8	8/29	27.6	0/2	0.0	2/7	28.6	8	13	21	5	3	4		4
Coach		BRASILE Frank																	
Assistant Coach		LYKINS Ron									CHYNOWETH Tracy								

Netherlands (NED)

No.	Name	MIN	PTS	Field Goals		2 Points		3 Points		Free Throws		Rebounds			AS	ST	TO	BS	PF
				M/A	%	M/A	%	M/A	%	M/A	%	OR	DR	TOT					
* 4	JANSEN Jennette	04:18	4	2/3	66.7	2/3	66.7						2	2					1
5	GRIFFIOEN Jiske																		
* 6	IBRAHIMI Achoucha	11:54	2	1/1	100.0	1/1	100.0						1	1					1
7	SANDERS Erna																		
8	TIGGELMAN Inge	12:57	4	2/10	20.0	2/10	20.0					2	4	6	2		1	2	2
* 9	van der LAAN Guda	20:00		0/5	0.0	0/5	0.0						4	4	1	1	3		1
10	MOS Jose	13:50											1	1			1		
* 11	KORVER Cher	14:16	2	1/3	33.3	1/3	33.3						1	1					1
12	WEVERS Miranda	09:58	2	1/3	33.3	1/3	33.3						1	1	1				1
* 13	van VEGGEL Jeanine	12:47	4	2/3	66.7	2/3	66.7						3	3			1	1	2
14	GARNIER Petra																		
15	van LEEUWEN Evelyn																		
Team Coach																			
TOTALS			18	9/28	32.1	9/28	32.1					2	17	19	4	1	6	3	9
Coach		KLERKS Ben																	
Assistant Coach		MAKKENZE Henk									SCHEPERS Simone								

	USA	NED
Points from Turnovers:	4	2
Biggest Lead:	0	6 (8-2)
Second Chance Points:	2	
Lead Changes:		

	USA	NED
Points in the Paint:	12	12
Biggest Scoring Run:	8-2 (10-10)	8-2 (8-2)
Fast Break Points:		6
Times Tied:	3	

Legend:

MIN : Minutes Played **M/A** : Made/Attempts **%** : Shooting Percentage **OR** : Offensive Rebounds
DR : Defensive Rebounds **TOT** : Total Rebounds **AS** : Assist **ST** : Steals
TO : Turnovers **BS** : Blocked Shots **PF** : Fouls **PTS** : Points
HF : Half of Time **OT** : Over Time * : Starting/Initial

PRNWB00000084.00069 00102111:09V010

WOMEN PRELIMINARY GROUP A PLAY BY PLAY



SAT 21 OCT 2000

SYDNEY SUPERDOME

Match No: 15

USA 26 vs 45 NED

Start Time: 9:30

Attendance: 4893

Referees: CAMPOS PERIS Sergio (ESP)
BEHRE Christofer (SWE)

DEWELL Ross (AUS)

Scoring by 5 min intervals:	USA NED	1.HF				2.HF			
		2	8	12	18	18	21	21	26
		6	10	14	18	28	35	39	45

Time	Score	United States	Action	Netherlands	Time	Score	United States	Action	Netherlands
FIRST HALF					FIRST HALF				
20:00		4 - STUMP Jana Ashley	Player IN		14:10			Assist	12 - WEVERS Miranda
20:00		7 - THOMPSON Ann Walters	Player IN		13:53		9 - BRANDENBURG Teresa	2 Pt. Miss	
20:00		12 - RIPP Christina	Player IN		13:50		12 - RIPP Christina	Offens.Rebound	
20:00		13 - JOHNSON Josie	Player IN		13:50		14 - CRAWFORD J.L.	Turnover	
20:00		14 - CRAWFORD J.L.	Player IN		13:50			Player OUT	6 - IBRAHIMI Achoucha
20:00			Player IN	4 - JANSEN Jennette	13:50			Player IN	10 - MOS Jose
20:00			Player IN	6 - IBRAHIMI Achoucha	13:29			2 Pt. Miss	12 - WEVERS Miranda
20:00			Player IN	9 - van der LAAN Guda	13:27		12 - RIPP Christina	Defens.Rebound	
20:00			Player IN	11 - KORVER Cher	13:15	4-8	15 - VERST Amy	2 Pt. MADE	
20:00			Player IN	13 - van VEGGEL Jeanine	12:57			Turnover	9 - van der LAAN Guda
19:46			Turnover	9 - van der LAAN Guda	12:57			Time Out	Netherlands
19:25		12 - RIPP Christina	2 Pt. Miss		12:57			Player OUT	13 - van VEGGEL Jeanine
19:22			Defens.Rebound	6 - IBRAHIMI Achoucha	12:57			Player IN	8 - TIGGELMAN Inge
18:56			2 Pt. Miss	9 - van der LAAN Guda	12:41	6-8	14 - CRAWFORD J.L.	2 Pt. in the paint	
18:53		14 - CRAWFORD J.L.	Defens.Rebound		12:41		12 - RIPP Christina	Assist	
18:37			Steal	9 - van der LAAN Guda	12:22	6-10		2 Pt. in the paint	8 - TIGGELMAN Inge
18:32		12 - RIPP Christina	Turnover		12:07		12 - RIPP Christina	Turnover	
18:19			2 Pt. Miss	4 - JANSEN Jennette	11:52			2 Pt. Miss	11 - KORVER Cher
18:18		4 - STUMP Jana Ashley	Defens.Rebound		11:49		14 - CRAWFORD J.L.	Defens.Rebound	
18:03		7 - THOMPSON Ann Walters	2 Pt. Miss		11:39		15 - VERST Amy	2 Pt. Miss	
18:01			Defens.Rebound	9 - van der LAAN Guda	11:37			Defens.Rebound	9 - van der LAAN Guda
17:39	0-2		2 Pt. MADE	4 - JANSEN Jennette	11:13			2 Pt. Miss	8 - TIGGELMAN Inge
17:20		4 - STUMP Jana Ashley	2 Pt. Miss		10:56			Foul	8 - TIGGELMAN Inge (P1,T5)
17:18			Defens.Rebound	4 - JANSEN Jennette	10:56		15 - VERST Amy	Free Th. Miss	
17:06	0-4		2 Pt. MADE	4 - JANSEN Jennette	10:56		15 - VERST Amy	Free Th. Miss	
16:48			Foul	9 - van der LAAN Guda (P1,T1)	10:52			Defens.Rebound	8 - TIGGELMAN Inge
16:45		14 - CRAWFORD J.L.	2 Pt. Miss		10:41			2 Pt. Miss	9 - van der LAAN Guda
16:33			2 Pt. Miss	13 - van VEGGEL Jeanine	10:39		15 - VERST Amy	Defens.Rebound	
16:27		13 - JOHNSON Josie	Defens.Rebound		10:22	8-10	7 - THOMPSON Ann Walters	2 Pt. MADE	
16:16		13 - JOHNSON Josie	2 Pt. Miss		10:00			2 Pt. Miss	12 - WEVERS Miranda
16:13			Block Shot	13 - van VEGGEL Jeanine	9:58			Offens.Rebound	8 - TIGGELMAN Inge
16:09		4 - STUMP Jana Ashley	Offens.Rebound		9:58			2 Pt. Miss	8 - TIGGELMAN Inge
16:06		4 - STUMP Jana Ashley	2 Pt. Miss		9:46			2 Pt. Miss	8 - TIGGELMAN Inge
16:03			Defens.Rebound	4 - JANSEN Jennette	9:44		15 - VERST Amy	Defens.Rebound	
15:59			2 Pt. Miss	9 - van der LAAN Guda	9:20		15 - VERST Amy	3 Pt. Miss	
15:57		14 - CRAWFORD J.L.	Defens.Rebound		9:18		14 - CRAWFORD J.L.	Offens.Rebound	
15:51			Foul	4 - JANSEN Jennette (P1,T2)	9:15			Foul	8 - TIGGELMAN Inge (P2,T6)
15:42			Foul	6 - IBRAHIMI Achoucha (P1,T3)	9:02		9 - BRANDENBURG Teresa	2 Pt. Miss	
15:42			Player OUT	4 - JANSEN Jennette	8:59			Defens.Rebound	9 - van der LAAN Guda
15:42			Player IN	12 - WEVERS Miranda	8:45			2 Pt. Miss	11 - KORVER Cher
15:42	1-4	12 - RIPP Christina	Free Th. MADE		8:42		9 - BRANDENBURG Teresa	Defens.Rebound	
15:42	2-4	12 - RIPP Christina	Free Th. MADE		8:26		7 - THOMPSON Ann Walters	2 Pt. Miss	
15:31		7 - THOMPSON Ann Walters (P1,T1)	Foul		8:25			Defens.Rebound	10 - MOS Jose
15:31		13 - JOHNSON Josie	Player OUT		7:59			2 Pt. Miss	8 - TIGGELMAN Inge
15:31		15 - VERST Amy	Player IN		7:57		14 - CRAWFORD J.L.	Defens.Rebound	
15:20	2-6		2 Pt. in the paint	12 - WEVERS Miranda	7:45	10-10	15 - VERST Amy	2 Pt. in the paint	
15:20			Assist	9 - van der LAAN Guda	7:45		12 - RIPP Christina	Assist	
15:16			Foul	13 - van VEGGEL Jeanine (P1,T4)	7:09			2 Pt. Miss	8 - TIGGELMAN Inge
14:57		15 - VERST Amy	2 Pt. Miss		7:08		15 - VERST Amy	Defens.Rebound	
14:56			Defens.Rebound	13 - van VEGGEL Jeanine	6:58			Foul	12 - WEVERS Miranda (P1,T7)
14:39			Turnover	9 - van der LAAN Guda	6:58		14 - CRAWFORD J.L.	Player OUT	
14:32		15 - VERST Amy	Steal		6:58		13 - JOHNSON Josie	Player IN	
14:25		12 - RIPP Christina	Turnover		6:55		12 - RIPP Christina	3 Pt. Miss	
14:17		15 - VERST Amy (P1,T2)	Foul		6:53			Defens.Rebound	12 - WEVERS Miranda
14:17		4 - STUMP Jana Ashley	Player OUT		6:40		13 - JOHNSON Josie	Steal	
14:17		9 - BRANDENBURG Teresa	Player IN		6:36			Turnover	10 - MOS Jose
14:10	2-8		2 Pt. in the paint	11 - KORVER Cher	6:32		12 - RIPP Christina	2 Pt. Miss	

Wheelchair Basketball

WOMEN PRELIMINARY GROUP A PLAY BY PLAY

SAT 21 OCT 2000

SYDNEY SUPERDOME

Time	Score	United States	Action	Netherlands	Time	Score	United States	Action	Netherlands
FIRST HALF					SECOND HALF				
6:29			Defens.Rebound	11 - KORVER Cher	20:00		7 - THOMPSON Ann Walters	Player IN	
6:04	10-12		2 Pt. MADE	8 - TIGGELMAN Inge	20:00		9 - BRANDENBURG Teresa	Player IN	
5:44			Foul	11 - KORVER Cher (P1,T8)	20:00		12 - RIPP Christina	Player IN	
5:44			Player OUT	11 - KORVER Cher	20:00		14 - CRAWFORD J.L.	Player IN	
5:44			Player OUT	12 - WEVERS Miranda	20:00		15 - VERST Amy	Player IN	
5:44			Player IN	6 - IBRAHIMI Achoucha	20:00			Player IN	6 - IBRAHIMI Achoucha
5:44			Player IN	13 - van VEGGEL Jeanine	20:00			Player IN	8 - TIGGELMAN Inge
5:44		12 - RIPP Christina	Free Th. Miss		20:00			Player IN	9 - van der LAAN Guda
5:44		12 - RIPP Christina	Free Th. Miss		20:00			Player IN	10 - MOS Jose
5:40			Defens.Rebound	8 - TIGGELMAN Inge	20:00			Player IN	13 - van VEGGEL Jeanine
5:26			Fast Break	Netherlands	20:00	18-20		2 Pt. in the paint	10 - MOS Jose
5:23	10-14		2 Pt. in the paint	13 - van VEGGEL Jeanine	19:37			Assist	8 - TIGGELMAN Inge
5:23			Assist	8 - TIGGELMAN Inge	19:37		14 - CRAWFORD J.L.	2 Pt. Miss	
5:11	12-14	13 - JOHNSON Josie	2 Pt. in the paint		19:19			Block Shot	13 - van VEGGEL Jeanine
5:11		12 - RIPP Christina	Assist		19:11			Defens.Rebound	9 - van der LAAN Guda
5:11			Foul	13 - van VEGGEL Jeanine (P2,T9)	19:10			2 Pt. in the paint	13 - van VEGGEL Jeanine
5:11		7 - THOMPSON Ann Walters	Player OUT		18:58	18-22		Assist	8 - TIGGELMAN Inge
5:11		12 - RIPP Christina	Player OUT		18:58			Steal	8 - TIGGELMAN Inge
5:11		4 - STUMP Jana Ashley	Player IN		18:34			Turnover	8 - TIGGELMAN Inge
5:11		11 - NIBLEY Miriam	Player IN		18:29		12 - RIPP Christina	Turnover	9 - van der LAAN Guda
5:11		15 - VERST Amy	Player OUT		18:24		United States	Time Out	
5:11		14 - CRAWFORD J.L.	Player IN		18:24		9 - BRANDENBURG Teresa	2 Pt. Miss	
5:11		13 - JOHNSON Josie	Free Th. Miss		17:53			Defens.Rebound	8 - TIGGELMAN Inge
5:09			Defens.Rebound	13 - van VEGGEL Jeanine	17:51			Foul	
4:55			2 Pt. Miss	9 - van der LAAN Guda	17:44		7 - THOMPSON Ann Walters (P2,T	Player OUT	
4:52			Offens.Rebound	8 - TIGGELMAN Inge	17:44		15 - VERST Amy	Player IN	
4:52			2 Pt. Miss	8 - TIGGELMAN Inge	17:44		13 - JOHNSON Josie	Player IN	
4:49		11 - NIBLEY Miriam	Defens.Rebound		17:29	18-24		2 Pt. MADE	8 - TIGGELMAN Inge
4:28		13 - JOHNSON Josie	2 Pt. Miss		17:11		12 - RIPP Christina	2 Pt. Miss	
4:25			Block Shot	8 - TIGGELMAN Inge	16:49		14 - CRAWFORD J.L.	Steal	
4:23			Defens.Rebound	13 - van VEGGEL Jeanine	16:44			Turnover	8 - TIGGELMAN Inge
3:58			2 Pt. Miss	8 - TIGGELMAN Inge	16:41			Steal	8 - TIGGELMAN Inge
3:41	14-14	13 - JOHNSON Josie	2 Pt. in the paint		16:40		14 - CRAWFORD J.L.	Turnover	
3:41		4 - STUMP Jana Ashley	Assist		16:38			Fast Break	Netherlands
3:25			Fast Break	Netherlands	16:36	18-26		2 Pt. in the paint	13 - van VEGGEL Jeanine
3:23	14-16		2 Pt. in the paint	13 - van VEGGEL Jeanine	16:36			Assist	9 - van der LAAN Guda
2:57		9 - BRANDENBURG Teresa	2 Pt. Miss		16:23		9 - BRANDENBURG Teresa	2 Pt. Miss	
2:55			Defens.Rebound	9 - van der LAAN Guda	16:21			Defens.Rebound	8 - TIGGELMAN Inge
2:28		14 - CRAWFORD J.L.	Steal		16:06			Turnover	9 - van der LAAN Guda
2:26			Turnover	13 - van VEGGEL Jeanine	15:52			2 Pt. Miss	
2:22		13 - JOHNSON Josie	2 Pt. Miss		15:51			Defens.Rebound	10 - MOS Jose
2:17		14 - CRAWFORD J.L.	Offens.Rebound		15:06	18-28		2 Pt. in the paint	13 - van VEGGEL Jeanine
2:17		14 - CRAWFORD J.L.	2 Pt. Miss		15:06			Assist	9 - van der LAAN Guda
2:14		13 - JOHNSON Josie	Offens.Rebound		14:48		7 - THOMPSON Ann Walters	2 Pt. Miss	
2:14		13 - JOHNSON Josie	2 Pt. Miss		14:46			Defens.Rebound	10 - MOS Jose
2:14		13 - JOHNSON Josie	Offens.Rebound		14:32	18-30		2 Pt. in the paint	13 - van VEGGEL Jeanine
2:14		13 - JOHNSON Josie	Offens.Rebound		14:32			Assist	9 - van der LAAN Guda
2:14		13 - JOHNSON Josie	2 Pt. Miss		14:32		United States	Time Out	
2:14			Block Shot	8 - TIGGELMAN Inge	14:32		14 - CRAWFORD J.L.	Player OUT	
2:14			Defens.Rebound	8 - TIGGELMAN Inge	14:32		15 - VERST Amy	Player IN	
2:04			2 Pt. Miss	9 - van der LAAN Guda	14:16		12 - RIPP Christina	2 Pt. Miss	
2:02		13 - JOHNSON Josie	Defens.Rebound		14:15			Defens.Rebound	10 - MOS Jose
1:47		4 - STUMP Jana Ashley	2 Pt. Miss		13:47			2 Pt. Miss	8 - TIGGELMAN Inge
1:46		4 - STUMP Jana Ashley	Offens.Rebound		13:44			Offens.Rebound	13 - van VEGGEL Jeanine
1:42		14 - CRAWFORD J.L.	2 Pt. Miss		13:44			2 Pt. Miss	13 - van VEGGEL Jeanine
1:40			Defens.Rebound	8 - TIGGELMAN Inge	13:37			Defens.Rebound	
1:25			Fast Break	Netherlands	13:27			2 Pt. Miss	
1:24	14-18		2 Pt. in the paint	6 - IBRAHIMI Achoucha	13:26			Offens.Rebound	
1:24			Assist	8 - TIGGELMAN Inge	13:26			2 Pt. Miss	
1:07	16-18	4 - STUMP Jana Ashley	2 Pt. in the paint		13:23			Defens.Rebound	8 - TIGGELMAN Inge
1:07		14 - CRAWFORD J.L.	Assist		12:55			Turnover	9 - van der LAAN Guda
0:55		11 - NIBLEY Miriam (P1,T3)	Foul		12:46	20-30	15 - VERST Amy	2 Pt. in the paint	
0:50			Turnover	8 - TIGGELMAN Inge	12:46		9 - BRANDENBURG Teresa	Assist	
0:37		11 - NIBLEY Miriam	2 Pt. Miss		12:46			Foul	13 - van VEGGEL Jeanine (P3,T1)
0:33		13 - JOHNSON Josie	Offens.Rebound		12:46			Time Out	Netherlands
0:33	18-18	13 - JOHNSON Josie	Tap MADE		12:46	21-30	15 - VERST Amy	Free Th. MADE	
0:26		4 - STUMP Jana Ashley (P1,T4)	Foul		12:35			Fast Break	Netherlands
0:07			2 Pt. Miss	8 - TIGGELMAN Inge	12:33	21-32		2 Pt. in the paint	9 - van der LAAN Guda
0:05		United States	Time Out		12:08		13 - JOHNSON Josie	2 Pt. Miss	
					12:06			Defens.Rebound	9 - van der LAAN Guda

Wheelchair Basketball

Wheelchair Basketball

Wheelchair Basketball

Wheelchair Basketball

WOMEN PRELIMINARY GROUP A PLAY BY PLAY



SAT 21 OCT 2000

SYDNEY SUPERDOME

Time	Score	United States	Action	Netherlands	Time	Score	United States	Action	Netherlands
		SECOND HALF					SECOND HALF		
11:38			2 Pt. Miss	8 - TIGGELMAN Inge	4:42			Time Out	Netherlands
11:36		9 - BRANDENBURG Teresa	Defens.Rebound		4:42	6 - RODRIGUEZ Alma	Free Th. Miss		
11:05		7 - THOMPSON Ann Walters	2 Pt. Miss		4:42	6 - RODRIGUEZ Alma	Free Th. Miss		
11:04			Defens.Rebound	9 - van der LAAN Guda	4:37		Defens.Rebound	9 - van der LAAN Guda	
10:46			Fast Break	Netherlands	4:10		2 Pt. Miss	13 - van VEGGEL Jeanine	
10:46	21-34		2 Pt. in the paint	13 - van VEGGEL Jeanine	4:08		Defens.Rebound		
10:46			Assist	8 - TIGGELMAN Inge	3:52	23-39	12 - RIPP Christina		
10:46		9 - BRANDENBURG Teresa (P1,T2)	Foul		3:36		11 - NIBLEY Miriam	2 Pt. MADE	
10:46	21-35		Free Th. MADE	13 - van VEGGEL Jeanine	3:36			Offensive Foul	10 - MOS Jose (P3,T7)
10:30		15 - VERST Amy	2 Pt. Miss		3:32		12 - RIPP Christina	Turnover	10 - MOS Jose
10:28			Defens.Rebound	8 - TIGGELMAN Inge	3:04			2 Pt. Miss	8 - TIGGELMAN Inge
10:08		7 - THOMPSON Ann Walters	Steal		3:02		11 - NIBLEY Miriam	Defens.Rebound	
10:06			Turnover	9 - van der LAAN Guda	2:50		11 - NIBLEY Miriam	Turnover	
10:02		7 - THOMPSON Ann Walters	Player OUT		2:45		13 - JOHNSON Josie (P1,T6)	Foul	
10:02		9 - BRANDENBURG Teresa	Player OUT		2:36			2 Pt. Miss	6 - IBRAHIMI Achoucha
10:02		13 - JOHNSON Josie	Player OUT		2:16	26-39	13 - JOHNSON Josie	3 Pt. MADE	
10:02		15 - VERST Amy	Player OUT		1:58		5 - CISNEROS Particia (P2,T7)	Foul	
10:02		5 - CISNEROS Particia	Player IN		1:50		13 - JOHNSON Josie (P2,T8)	Foul	
10:02		6 - RODRIGUEZ Alma	Player IN		1:50			Free Th. Miss	9 - van der LAAN Guda
10:02		11 - NIBLEY Miriam	Player IN		1:50			Free Th. Miss	9 - van der LAAN Guda
10:02		14 - CRAWFORD J.L.	Player IN		1:38		12 - RIPP Christina	3 Pt. Miss	
9:51		12 - RIPP Christina	2 Pt. Miss		1:38			Defens.Rebound	13 - van VEGGEL Jeanine
9:49			Block Shot	13 - van VEGGEL Jeanine	1:38		13 - JOHNSON Josie (P3,T9)	Foul	
9:48			Defens.Rebound	10 - MOS Jose	1:38	26-40		Free Th. Miss	13 - van VEGGEL Jeanine
9:45		6 - RODRIGUEZ Alma (P1,T3)	Foul		1:38			Free Th. MADE	13 - van VEGGEL Jeanine
9:22			2 Pt. Miss	9 - van der LAAN Guda	1:24			Foul	13 - van VEGGEL Jeanine (P4,T8)
9:20		5 - CISNEROS Particia	Defens.Rebound		1:24		United States	Time Out	
9:07			Foul	10 - MOS Jose (P1,T2)	1:24		12 - RIPP Christina	Free Th. Miss	
9:07		5 - CISNEROS Particia	Free Th. Miss		1:24		12 - RIPP Christina	Free Th. Miss	
9:07		5 - CISNEROS Particia	Free Th. Miss		1:20		6 - RODRIGUEZ Alma (P2,T10)	Foul	
9:05			Defens.Rebound	13 - van VEGGEL Jeanine	1:20			Free Th. Miss	8 - TIGGELMAN Inge
8:49			Turnover	13 - van VEGGEL Jeanine	1:20			Free Th. Miss	8 - TIGGELMAN Inge
8:35		6 - RODRIGUEZ Alma	Turnover		1:17			Offens.Rebound	13 - van VEGGEL Jeanine
8:23			Turnover	9 - van der LAAN Guda	1:13		5 - CISNEROS Particia (P3,T11)	Foul	
8:06			Foul	10 - MOS Jose (P2,T3)	1:13			Free Th. Miss	8 - TIGGELMAN Inge
8:01		5 - CISNEROS Particia	2 Pt. Miss		1:13			Free Th. Miss	8 - TIGGELMAN Inge
7:59			Defens.Rebound	13 - van VEGGEL Jeanine	1:11			Offens.Rebound	8 - TIGGELMAN Inge
7:38			Fast Break	Netherlands	1:11		11 - NIBLEY Miriam (P3,T12)	Foul	
7:36	21-37		2 Pt. in the paint	9 - van der LAAN Guda	1:11		13 - JOHNSON Josie	Player OUT	
7:36			Assist	8 - TIGGELMAN Inge	1:11		15 - VERST Amy	Player IN	
7:20		12 - RIPP Christina	2 Pt. Miss		1:11	26-41		Free Th. MADE	9 - van der LAAN Guda
7:19			Defens.Rebound	8 - TIGGELMAN Inge	1:11			Free Th. Miss	9 - van der LAAN Guda
7:19		5 - CISNEROS Particia (P1,T4)	Foul		1:00		5 - CISNEROS Particia	Turnover	
7:10			2 Pt. Miss	10 - MOS Jose	1:00		5 - CISNEROS Particia (P4,T13)	Foul	
7:08		14 - CRAWFORD J.L.	Defens.Rebound		1:00		15 - VERST Amy	Player OUT	
7:04			Foul	6 - IBRAHIMI Achoucha (P2,T4)	1:00		13 - JOHNSON Josie	Player IN	
7:04		14 - CRAWFORD J.L.	Player OUT		1:00			Free Th. Miss	9 - van der LAAN Guda
7:04		13 - JOHNSON Josie	Player IN		1:00			Free Th. Miss	9 - van der LAAN Guda
6:59		12 - RIPP Christina	3 Pt. Miss		0:57			Offens.Rebound	13 - van VEGGEL Jeanine
6:57			Defens.Rebound	9 - van der LAAN Guda	0:57			2 Pt. Miss	13 - van VEGGEL Jeanine
6:30			2 Pt. Miss	8 - TIGGELMAN Inge	0:51		12 - RIPP Christina	Defens.Rebound	
6:13		5 - CISNEROS Particia	2 Pt. Miss		0:46		12 - RIPP Christina	3 Pt. Miss	
6:11			Defens.Rebound	13 - van VEGGEL Jeanine	0:44			Defens.Rebound	13 - van VEGGEL Jeanine
6:07		5 - CISNEROS Particia	Steal		0:44		6 - RODRIGUEZ Alma (P3,T14)	Unspor. Foul	
6:07			Turnover	9 - van der LAAN Guda	0:44			Free Th. Miss	13 - van VEGGEL Jeanine
5:58			Steal	9 - van der LAAN Guda	0:44			Free Th. Miss	13 - van VEGGEL Jeanine
5:53		12 - RIPP Christina	Turnover		0:34	26-43		2 Pt. in the paint	8 - TIGGELMAN Inge
5:43			Fast Break	Netherlands	0:34			Assist	10 - MOS Jose
5:42	21-39		2 Pt. in the paint	8 - TIGGELMAN Inge	0:25		12 - RIPP Christina	3 Pt. Miss	
5:42			Assist	13 - van VEGGEL Jeanine	0:24			Defens.Rebound	9 - van der LAAN Guda
5:28			Foul	9 - van der LAAN Guda (P2,T5)	0:24		11 - NIBLEY Miriam (P4,T15)	Foul	
5:23		6 - RODRIGUEZ Alma	2 Pt. Miss		0:24			Free Th. Miss	9 - van der LAAN Guda
5:23			Defens.Rebound	9 - van der LAAN Guda	0:24			Free Th. Miss	9 - van der LAAN Guda
5:23		11 - NIBLEY Miriam (P2,T5)	Foul		0:21			Offens.Rebound	8 - TIGGELMAN Inge
5:06			2 Pt. Miss	8 - TIGGELMAN Inge	0:20	26-45		2 Pt. in the paint	13 - van VEGGEL Jeanine
5:04		11 - NIBLEY Miriam	Defens.Rebound		0:20			Assist	8 - TIGGELMAN Inge
4:53		12 - RIPP Christina	2 Pt. Miss		0:07		12 - RIPP Christina	3 Pt. Miss	
4:50		11 - NIBLEY Miriam	Offens.Rebound		0:03		13 - JOHNSON Josie	Offens.Rebound	
4:42			Foul	9 - van der LAAN Guda (P3,T6)	0:00		13 - JOHNSON Josie	3 Pt. Miss	

Wheelchair Basketball

Wheelchair Basketball

Wheelchair Basketball

Wheelchair Basketball

WOMEN PRELIMINARY GROUP A PLAY BY PLAY



SAT 21 OCT 2000

SYDNEY SUPERDOME

Time	Score	United States	Action	Netherlands
SECOND HALF				
0:00			END of PERIOD	

Wheelchair Basketball

Wheelchair Basketball

Wheelchair Basketball

Wheelchair Basketball

PRNWB00000085.00073 00102111:02V020

WOMEN PRELIMINARY GROUP A MATCH RESULTS



SAT 21 OCT 2000

SYDNEY SUPERDOME

Match No: 15

USA 26 vs 45 NED

Start Time: 9:30

Attendance: 4893

Referees: CAMPOS PERIS Sergio (ESP)
BEHRE Christofer (SWE)

DEWELL Ross (AUS)

Scoring by 5 min intervals:		1.HF				2.HF			
		USA	NED	USA	NED	USA	NED	USA	NED
		2	8	12	18	18	21	21	26
		6	10	14	18	28	35	39	45

United States of America (USA)

No.	Name	MIN	PTS	Field Goals		2 Points		3 Points		Free Throws		Rebounds			AS	ST	TO	BS	PF
				M/A	%	M/A	%	M/A	%	M/A	%	OR	DR	TOT					
* 4	STUMP Jana Ashley	10:54	2	1/4	25.0	1/4	25.0					2	1	3	1				1
5	CISNEROS Patricia	10:02		0/2	0.0	0/2	0.0			0/2	0.0		1	1		1	1		4
6	RODRIGUEZ Alma	10:02		0/1	0.0	0/1	0.0			0/2	0.0								3
* 7	THOMPSON Ann Walters	24:47	2	1/5	20.0	1/5	20.0									1			2
8	HOWITT Jennifer																		
9	BRANDENBURG Teresa	24:15		0/5	0.0	0/5	0.0						2	2		1			1
10	TANBERG Bobbi																		
11	NIBLEY Miriam	15:13	2	1/2	50.0	1/2	50.0					1	3	4			1		4
* 12	RIPP Christina	34:49	2	0/15	0.0	0/9	0.0	0/6	0.0	2/6	33.3	1	4	5	3		6		
* 13	JOHNSON Josie	26:02	9	4/12	33.3	3/10	30.0	1/2	50.0	0/1	0.0	5	2	7		1			3
* 14	CRAWFORD Janna Lynnette	26:39	2	1/5	20.0	1/5	20.0					2	5	7	1	2	2		
15	VERST Amy	17:17	7	3/7	42.9	3/6	50.0	0/1	0.0	1/3	33.3		3	3		1			1
Team Coach																			
TOTALS			26	11/58	19.0	10/49	20.4	1/9	11.1	3/14	21.4	11	21	32	6	6	11		19
Coach	BRASILE Frank																		
Assistant Coach	LYKINS Ron																		
CHYNOWETH Tracy																			

Netherlands (NED)

No.	Name	MIN	PTS	Field Goals		2 Points		3 Points		Free Throws		Rebounds			AS	ST	TO	BS	PF
				M/A	%	M/A	%	M/A	%	M/A	%	OR	DR	TOT					
* 4	JANSEN Jennette	04:18	4	2/3	66.7	2/3	66.7						2	2					1
5	GRIFFIOEN Jiske																		
* 6	IBRAHIMI Achoucha	31:54	2	1/2	50.0	1/2	50.0						1	1					2
7	SANDERS Erna																		
8	TIGGELMAN Inge	32:57	10	5/18	27.8	5/18	27.8			0/4	0.0	4	9	13	7	2	2	2	2
* 9	van der LAAN Guda	40:00	5	2/8	25.0	2/8	25.0			1/8	12.5		11	11	4	2	9		3
10	MOS Jose	33:50	2	1/2	50.0	1/2	50.0						5	5		1			3
* 11	KORVER Cher	14:16	2	1/3	33.3	1/3	33.3						1	1					1
12	WEVERS Miranda	09:58	2	1/3	33.3	1/3	33.3						1	1		1			1
* 13	van VEGGEL Jeanine	32:47	18	8/12	66.7	8/12	66.7			2/5	40.0	3	8	11	1		2	3	4
14	GARNIER Petra																		
15	van LEEUWEN Evelyn																		
Team Coach																			
TOTALS			45	21/51	41.2	21/51	41.2			3/17	17.6	7	38	45	14	4	15	5	17
Coach	KLERKS Ben																		
Assistant Coach	MAKKENZE Henk																		
SCHEPERS Simone																			

	USA	NED		USA	NED
Points from Turnovers:	6	6	Points in the Paint:	14	34
Biggest Lead:	0	19 (45-26)	Biggest Scoring Run:	8-2 (10-10)	12-0 (30-18)
Second Chance Points:	2	3	Fast Break Points:		16
Lead Changes:			Times Tied:	3	

Legend:
MIN : Minutes Played **M/A** : Made/Attempts **%** : Shooting Percentage **OR** : Offensive Rebounds
DR : Defensive Rebounds **TOT** : Total Rebounds **AS** : Assist **ST** : Steals
TO : Turnovers **BS** : Blocked Shots **PF** : Fouls **PTS** : Points
HF : Half of Time **OT** : Over Time * : Starting/Initial

PRNWB00000086.00084A 00102111:07V010

United States of America (USA)

After 2 Matches

No.	Name	G	MIN	MPG	PTS	PPG	Field Goals		2 Points		3 Points		Free Throws		Rebounds			AS	ST	TO	BS	PF	
							M/A	%	M/A	%	M/A	%	M/A	%	OR	DR	TOT						
4	STUMP Jana Ashley	2	31:33	15:46	2	1.0	1/7	14.3	1/7	14.3					2	1	3	3		1		3	
5	CISNEROS Patricia	2	21:26	10:43			0/4	0.0	0/4	0.0			0/2	0.0	2	2	4		1	1		6	
6	RODRIGUEZ Alma	2	22:52	11:26	6	3.0	3/6	50.0	3/6	50.0			0/2	0.0	2	2	4	1	1	3		5	
7	THOMPSON Ann Walters	2	38:27	19:13	2	1.0	1/9	11.1	1/9	11.1					1	1	2		1	1		3	
8	HOWITT Jennifer	1	14:17	14:17												2	2			2		1	
9	BRANDENBURG Teresa	2	44:17	22:08	2	1.0	1/9	11.1	1/9	11.1						3	3	3		2		2	
10	TANBERG Bobbi	1	12:51	12:51	3	3.0	1/1	100.0	1/1	100.0			1/2	50.0						3	1	1	
11	NIBLEY Miriam	2	28:42	14:21	2	1.0	1/5	20.0	1/5	20.0					5	3	8	1	1	3		5	
12	RIPP Christina	2	54:09	27:04	17	8.5	5/26	19.2	4/18	22.2	1/8	12.5	6/12	50.0	2	9	11	5	1	7			
13	JOHNSON Josie	2	46:19	23:09	23	11.5	10/28	35.7	9/25	36.0	1/3	33.3	2/4	50.0	11	8	19	4	1			4	
14	CRAWFORD Janna Lynnette	2	47:10	23:35	12	6.0	5/16	31.3	5/16	31.3			2/6	33.3	6	12	18	2	2	3		2	
15	VERST Amy	2	37:57	18:58	15	7.5	7/18	38.9	7/17	41.2	0/1	0.0	1/3	33.3	2	8	10	1	1	1	1	2	
Team/Coach																							
TOTALS					84	42.0	35/129	27.1	33/117	28.2	2/12	16.7	12/31	38.7	33	51	84	20	9	27	2	34	
OPPONENTS					75	37.5	35/100	35.0	35/99	35.4	0/1	0.0	5/31	16.1	14	58	72	23	7	33	7	30	

	USA	OPPONENTS
Points from Turnovers	28	13
Points in the Paint	52	56
Second Chance Points	21	5
Fast Break Points	2	22

AVERAGES PER GAME

	USA	OPPONENTS
Total Field Goals Made	17.5	17.5
2 Points Field Goals Made	16.5	17.5
3 Points Field Goals Made	1.0	0.0
Free Throws Made	6.0	2.5
Offensive Rebounds	16.5	7.0
Deffensive Rebounds	25.5	29.0
Total Rebounds	42.0	36.0
Assists	10.0	11.5
Steals	4.5	3.5
Turnovers	13.5	16.5
Blocked Shots	1.0	3.5
Fouls	17.0	15.0
Points from Turnovers	14.0	6.5
Points in the Paint	26.0	28.0
Second Chance Points	10.5	2.5
Fast Break Points	1.0	11.0

Legend:

G : Games Played	MIN : Minutes Played	MPG : Minutes Played per Game	PTS : Points
PPG : Points per Game	M/A : Made/Attempts	% : Shooting Percentage	OR : Offensive Rebounds
DR : Defensive Rebounds	TOT : Total Rebounds	AS : Assists	ST : Steals
TO : Turnovers	BS : Blocked Shots	PF : Fouls	

PRNWB00000087.00084A 00102111:08V010

Netherlands (NED)

After 2 Matches

No.	Name	G	MIN	MPG	PTS	PPG	Field Goals		2 Points		3 Points		Free Throws		Rebounds			AS	ST	TO	BS	PF
							M/A	%	M/A	%	M/A	%	M/A	%	OR	DR	TOT					
4	JANSEN Jennette	2	40:29	20:14	10	5.0	5/15	33.3	5/15	33.3						4	4	1		4	1	5
5	GRIFFIOEN Jiske																					
6	IBRAHIMI Achoucha	2	52:49	26:24	2	1.0	1/3	33.3	1/3	33.3					3	4	7	1		2		2
7	SANDERS Erna																					
8	TIGGELMAN Inge	2	50:21	25:10	15	7.5	7/24	29.2	6/22	27.3	1/2	50.0	0/4	0.0	5	11	16	7	2	3	2	3
9	van der LAAN Guda	2	76:24	38:12	5	2.5	2/12	16.7	2/12	16.7			1/8	12.5		17	17	7	2	12		7
10	MOS Jose	2	52:55	26:27	4	2.0	2/4	50.0	2/4	50.0						5	5	1		3		4
11	KORVER Cher	2	54:16	27:08	8	4.0	4/11	36.4	4/11	36.4					1	1	2		1	3		4
12	WEVERS Miranda	2	17:23	8:41	2	1.0	1/4	25.0	1/4	25.0					1	3	4	1				3
13	van VEGGEL Jeanine	2	51:47	25:53	25	12.5	11/26	42.3	11/26	42.3			3/7	42.9	5	16	21	1		4	6	5
14	GARNIER Petra																					
15	van LEEUWEN Evelyn	1	3:36	3:36			0/1	0.0	0/1	0.0						1	1					
Team/Coach																						
TOTALS					71	35.5	33/100	33.0	32/98	32.7	1/2	50.0	4/19	21.1	15	62	77	19	5	31	9	33
OPPONENTS					64	32.0	28/118	23.7	27/107	25.2	1/11	9.1	7/22	31.8	22	48	70	19	9	19	3	26

AVERAGES PER GAME

	NED	OPPONENTS
Points from Turnovers	11	16
Points in the Paint	48	30
Second Chance Points	5	6
Fast Break Points	16	2

	NED	OPPONENTS
Total Field Goals Made	16.5	14.0
2 Points Field Goals Made	16.0	13.5
3 Points Field Goals Made	0.5	0.5
Free Throws Made	2.0	3.5
Offensive Rebounds	7.5	11.0
Deffensive Rebounds	31.0	24.0
Total Rebounds	38.5	35.0
Assists	9.5	9.5
Steals	2.5	4.5
Turnovers	15.5	9.5
Blocked Shots	4.5	1.5
Fouls	16.5	13.0
Points from Turnovers	5.5	8.0
Points in the Paint	24.0	15.0
Second Chance Points	2.5	3.0
Fast Break Points	8.0	1.0

Legend:

G : Games Played	MIN : Minutes Played	MPG : Minutes Played per Game	PTS : Points
PPG : Points per Game	M/A : Made/Attempts	% : Shooting Percentage	OR : Offensive Rebounds
DR : Defensive Rebounds	TOT : Total Rebounds	AS : Assists	ST : Steals
TO : Turnovers	BS : Blocked Shots	PF : Fouls	

PRNWB00000088.00073 00102112:10V010

WOMEN PRELIMINARY GROUP B MATCH RESULTS



SAT 21 OCT 2000

SYDNEY SUPERDOME

Match No: 16

CAN 37 vs 14 MEX

Start Time: 11:30

Attendance:

Referees: OTTO Jorg-ulich (GER)
BHANIA Balwant (GBR)

EL-DEIN EL-KHATEB Bahaa (JOR)

FIRST HALF

Scoring by 5 min intervals: **CAN**
MEX

8	16	23	37
2	3	10	14

Canada (CAN)

No.	Name	MIN	PTS	Field Goals		2 Points		3 Points		Free Throws		Rebounds			AS	ST	TO	BS	PF
				M/A	%	M/A	%	M/A	%	M/A	%	OR	DR	TOT					
4	KREMPIEN Jennifer	05:45											1	1					
* 5	ABBOTT Marni	14:15	2	1/2	50.0	1/2	50.0												
* 6	OHAMA Kendra	06:16	2	1/2	50.0	1/2	50.0					2		2		3	1		
7	PETERS Marnie	00:38																	
8	DEL COLLE Renee	09:38	4	2/2	100.0	2/2	100.0			0/1	0.0	1	6	7		2		2	2
* 9	BENOIT Chantal	10:22	3	1/5	20.0	0/4	0.0	1/1	100.0			3		3		3	1	2	
10	STILWELL Michelle																		
11	PETTINICCHI Sabrina	08:00	1							1/4	25.0								1
12	FERGUSON Tracey	09:38	9	4/8	50.0	4/6	66.7	0/2	0.0	1/2	50.0								1
* 13	RADKE Lori	10:22	10	5/10	50.0	5/10	50.0					1	1	2		1			
* 14	KUTROWSKI Linda	12:00	2	1/2	50.0	1/2	50.0			0/2	0.0	1	4	5		2	1		
15	KELLY Jo	13:06	4	2/2	100.0	2/2	100.0			0/2	0.0	1	1	2		1		1	2
Team Coach																			
TOTALS			37	17/33	51.5	16/30	53.3	1/3	33.3	2/11	18.2	9	13	22		9	6	8	5
Coach		FRICK Tim																	
Assistant Coach		BURLEIGH Jo-Anne									MASH-HADLOW Charlene								

Mexico (MEX)

No.	Name	MIN	PTS	Field Goals		2 Points		3 Points		Free Throws		Rebounds			AS	ST	TO	BS	PF
				M/A	%	M/A	%	M/A	%	M/A	%	OR	DR	TOT					
4	VAZQUEZ Cecilia	14:14	3	1/3	33.3	1/3	33.3			1/2	50.0						2		2
* 5	LOPEZ Alma	05:46		0/1	0.0	0/1	0.0										1		
6	VAZQUEZ Teresita	14:27															5		
7	MONTANO Ma. Carmen	15:36	6	3/5	60.0	3/5	60.0						4	4		2	2	2	3
* 8	PENALOZA Leticia	10:22		0/2	0.0	0/2	0.0					1	1	2			1		
* 9	VAZQUEZ DELGADILLO Lucia	14:02	3	1/4	25.0	1/4	25.0			1/5	20.0		4	4		2			2
10	CAMARA Rosa																		
* 11	MIRANDA Claudia	05:46	2	1/3	33.3	1/3	33.3						1	1				1	
12	FONSECA Olga																		
* 13	SOTO Juana																	2	1
* 14	HERLINDA Rosa	05:33																2	2
15	GARCIA Wendy	14:14		0/3	0.0	0/3	0.0					1		1				2	2
Team Coach																			
TOTALS			14	6/21	28.6	6/21	28.6			2/7	28.6	2	10	12		4	2	16	10
Coach		VERGARA Eli																	
Assistant Coach		LARRAGA Pablo									DURAND Sergio								

	CAN	MEX
Points from Turnovers:	21	4
Biggest Lead:	23 (37-14)	0
Second Chance Points:	7	2
Lead Changes:		

	CAN	MEX
Points in the Paint:	32	6
Biggest Scoring Run:	16-2 (16-2)	7-0 (12-23)
Fast Break Points:	12	6
Times Tied:		

Legend:

MIN : Minutes Played **M/A** : Made/Attempts **%** : Shooting Percentage **OR** : Offensive Rebounds
DR : Defensive Rebounds **TOT** : Total Rebounds **AS** : Assist **ST** : Steals
TO : Turnovers **BS** : Blocked Shots **PF** : Fouls **PTS** : Points
HF : Half of Time **OT** : Over Time * : Starting/Initial

PRNWB00000089.00069 00102113:06V010

WOMEN PRELIMINARY GROUP B PLAY BY PLAY



SAT 21 OCT 2000

SYDNEY SUPERDOME

Match No: 16

CAN 60 vs 28 MEX

Start Time: 11:30

Attendance: 5178

Referees: OTTO Jorg-ulich (GER)
BHANIA Balwant (GBR)

EL-DEIN EL-KHATEB Bahaa (JOR)

Scoring by 5 min intervals:	CAN	MEX	1.HF				2.HF			
			8	16	23	37	47	56	58	60
			2	3	10	14	22	24	26	28

Time	Score	Canada		Action	Mexico		Time	Score	Canada		Action	Mexico	
		Player	IN		Player	IN			Player	IN		Player	IN
FIRST HALF													
20:00		5 - ABBOTT Marni		Player IN			15:36				Player IN	7 - MONTANO Ma. Carmen	
20:00		6 - OHAMA Kendra		Player IN			15:26		13 - RADKE Lori		Steal		
20:00		9 - BENOIT Chantal		Player IN			15:22				Turnover	7 - MONTANO Ma. Carmen	
20:00		13 - RADKE Lori		Player IN			15:18		13 - RADKE Lori		2 Pt. Miss		
20:00		14 - KUTROWSKI Linda		Player IN			15:16		9 - BENOIT Chantal		Offens.Rebound		
20:00				Player IN	5 - LOPEZ Alma		15:16		9 - BENOIT Chantal		2 Pt. Miss		
20:00				Player IN	8 - PENALOZA Leticia		15:14		9 - BENOIT Chantal		Offens.Rebound		
20:00				Player IN	9 - VAZQUEZ DELGADILLO L		15:14		9 - BENOIT Chantal		2 Pt. Miss		
20:00				Player IN	11 - MIRANDA Claudia		15:10		14 - KUTROWSKI Linda		Offens.Rebound		
20:00				Player IN	14 - HERLINDA Rosa		15:05		5 - ABBOTT Marni		2 Pt. Miss		
19:44		13 - RADKE Lori		2 Pt. Miss			15:02		6 - OHAMA Kendra		Offens.Rebound		
19:40				Defens.Rebound	9 - VAZQUEZ DELGADILLO L		14:57	10-2	13 - RADKE Lori		2 Pt. in the paint		
19:30				2 Pt. Miss	5 - LOPEZ Alma		14:57		14 - KUTROWSKI Linda		Assist		
19:30				Offens.Rebound	8 - PENALOZA Leticia		14:22		6 - OHAMA Kendra		Steal		
19:27				2 Pt. Miss	11 - MIRANDA Claudia		14:19				Turnover	6 - VAZQUEZ Teresita	
19:24		14 - KUTROWSKI Linda		Defens.Rebound			14:15		Canada		Fast Break		
19:16		5 - ABBOTT Marni		Turnover			14:14	12-2	13 - RADKE Lori		2 Pt. in the paint		
19:03				2 Pt. Miss	11 - MIRANDA Claudia		14:14		9 - BENOIT Chantal		Assist		
19:00		14 - KUTROWSKI Linda		Defens.Rebound			14:14				Player OUT	11 - MIRANDA Claudia	
18:54		9 - BENOIT Chantal		Turnover			14:14				Player IN	4 - VAZQUEZ Cecilia	
18:50				Turnover	8 - PENALOZA Leticia		14:14				Player OUT	5 - LOPEZ Alma	
18:43		Canada		Fast Break			14:14				Player IN	15 - GARCIA Wendy	
18:39	2-0	5 - ABBOTT Marni		2 Pt. in the paint			14:06				Turnover	6 - VAZQUEZ Teresita	
18:39		9 - BENOIT Chantal		Assist			13:44				Foul	4 - VAZQUEZ Cecilia (P1,T2)	
18:36				Offensive Foul	14 - HERLINDA Rosa (P1,T1)		13:44		6 - OHAMA Kendra		Player OUT		
18:36				Turnover	14 - HERLINDA Rosa		13:44		15 - KELLY Jo		Player IN		
18:31		6 - OHAMA Kendra		Turnover			13:29	14-2	14 - KUTROWSKI Linda		2 Pt. in the paint		
18:07				2 Pt. Miss	8 - PENALOZA Leticia		13:09				2 Pt. Miss	8 - PENALOZA Leticia	
18:04		14 - KUTROWSKI Linda		Defens.Rebound			13:06		13 - RADKE Lori		Defens.Rebound		
17:52		Canada		Fast Break			12:59				Foul	4 - VAZQUEZ Cecilia (P2,T3)	
17:49	4-0	6 - OHAMA Kendra		2 Pt. in the paint			12:52	16-2	13 - RADKE Lori		2 Pt. in the paint		
17:49		9 - BENOIT Chantal		Assist			12:52		14 - KUTROWSKI Linda		Assist		
17:35		6 - OHAMA Kendra		Steal			12:18		15 - KELLY Jo (P1,T1)		Foul		
17:32				Turnover	5 - LOPEZ Alma		12:18				Free Th. Miss	4 - VAZQUEZ Cecilia	
17:20		13 - RADKE Lori		2 Pt. Miss			12:18	16-3			Free Th. MADE	4 - VAZQUEZ Cecilia	
17:18		13 - RADKE Lori		Offens.Rebound			11:52		13 - RADKE Lori		2 Pt. Miss		
17:18		13 - RADKE Lori		2 Pt. Miss			11:29				2 Pt. Miss	15 - GARCIA Wendy	
17:16				Defens.Rebound	11 - MIRANDA Claudia		11:25		15 - KELLY Jo		Defens.Rebound		
17:11				Player OUT	14 - HERLINDA Rosa		11:19		9 - BENOIT Chantal		2 Pt. Miss		
17:11				Player IN	6 - VAZQUEZ Teresita		11:00				Defens.Rebound	7 - MONTANO Ma. Carmen	
16:58				2 Pt. Miss	9 - VAZQUEZ DELGADILLO L		11:00		15 - KELLY Jo (P2,T2)		2 Pt. Miss	15 - GARCIA Wendy	
16:56		14 - KUTROWSKI Linda		Defens.Rebound			10:36				Foul		
16:41	6-0	13 - RADKE Lori		2 Pt. in the paint			10:27				Turnover	4 - VAZQUEZ Cecilia	
16:29	6-2			2 Pt. MADE	11 - MIRANDA Claudia		10:27				Foul	15 - GARCIA Wendy (P1,T4)	
16:18		9 - BENOIT Chantal		Turnover			10:27		15 - KELLY Jo		Free Th. Miss		
16:10		6 - OHAMA Kendra		Steal			10:27		15 - KELLY Jo		Free Th. Miss		
16:05				Turnover	11 - MIRANDA Claudia		10:21		9 - BENOIT Chantal		Offens.Rebound		
16:03		9 - BENOIT Chantal		2 Pt. Miss			9:59	19-3	9 - BENOIT Chantal		3 Pt. MADE		
16:00		6 - OHAMA Kendra		Offens.Rebound			9:38				Turnover	4 - VAZQUEZ Cecilia	
15:53		6 - OHAMA Kendra		2 Pt. Miss			9:38		9 - BENOIT Chantal		Steal		
15:49				Defens.Rebound	8 - PENALOZA Leticia		9:38				Foul	7 - MONTANO Ma. Carmen (P1,T5)	
15:40		14 - KUTROWSKI Linda		Steal			9:38		9 - BENOIT Chantal		Player OUT		
15:36				Turnover	6 - VAZQUEZ Teresita		9:38		13 - RADKE Lori		Player OUT		
15:36		Canada		Fast Break			9:38		8 - DEL COLLE Renee		Player IN		
15:36	8-2	13 - RADKE Lori		2 Pt. in the paint			9:38		12 - FERGUSON Tracey		Player IN		
15:36				Time Out	Mexico		9:38				Player OUT	8 - PENALOZA Leticia	
15:36				Player OUT	9 - VAZQUEZ DELGADILLO L		9:38				Player IN	9 - VAZQUEZ DELGADILLO L	

Wheelchair Basketball

WOMEN PRELIMINARY GROUP B PLAY BY PLAY



SAT 21 OCT 2000

SYDNEY SUPERDOME

Time	Score	Canada	Action	Mexico	Time	Score	Canada	Action	Mexico
FIRST HALF					FIRST HALF				
9:38		14 - KUTROWSKI Linda	Free Th. Miss		2:29			Free Th. Miss	9 - VAZQUEZ DELGADILLO L
9:38		14 - KUTROWSKI Linda	Free Th. Miss		2:28		8 - DEL COLLE Renee	Defens.Rebound	
9:36			Defens.Rebound	9 - VAZQUEZ DELGADILLO L	2:05	33-12	15 - KELLY Jo	2 Pt. in the paint	
9:21	19-5		2 Pt. MADE	7 - MONTANO Ma. Carmen	1:49			Fast Break	Mexico
8:59		14 - KUTROWSKI Linda	2 Pt. Miss		1:47	33-14		2 Pt. in the paint	7 - MONTANO Ma. Carmen
8:57			Defens.Rebound	7 - MONTANO Ma. Carmen	1:47			Assist	9 - VAZQUEZ DELGADILLO L
8:42			Turnover	15 - GARCIA Wendy	1:39			Foul	7 - MONTANO Ma. Carmen (P3,T9)
8:28	21-5	12 - FERGUSON Tracey	2 Pt. in the paint		1:39	34-14	12 - FERGUSON Tracey	Free Th. MADE	
8:05			2 Pt. Miss	4 - VAZQUEZ Cecilia	1:39		12 - FERGUSON Tracey	Free Th. Miss	
8:03		8 - DEL COLLE Renee	Defens.Rebound		1:38			Defens.Rebound	7 - MONTANO Ma. Carmen
8:00		14 - KUTROWSKI Linda	Player OUT		1:30			Turnover	14 - HERLINDA Rosa
8:00		11 - PETTINICCHI Sabrina	Player IN		1:24		Canada	Fast Break	
7:43		12 - FERGUSON Tracey	3 Pt. Miss		1:22	36-14	12 - FERGUSON Tracey	2 Pt. in the paint	
7:40			Defens.Rebound	7 - MONTANO Ma. Carmen	1:22		15 - KELLY Jo	Assist	
7:33			Turnover	15 - GARCIA Wendy	1:00			Turnover	7 - MONTANO Ma. Carmen
7:20	23-5	8 - DEL COLLE Renee	2 Pt. in the paint		0:56		12 - FERGUSON Tracey	2 Pt. Miss	
6:58			2 Pt. Miss	9 - VAZQUEZ DELGADILLO L	0:54			Defens.Rebound	9 - VAZQUEZ DELGADILLO L
6:56		8 - DEL COLLE Renee	Defens.Rebound		0:44			2 Pt. Miss	15 - GARCIA Wendy
6:47		15 - KELLY Jo	Turnover		0:41		8 - DEL COLLE Renee	Defens.Rebound	
6:28			2 Pt. Miss	4 - VAZQUEZ Cecilia	0:38			Foul	9 - VAZQUEZ DELGADILLO L (P2,T10)
6:25		8 - DEL COLLE Renee	Defens.Rebound		0:38		15 - KELLY Jo	Player OUT	
6:20		8 - DEL COLLE Renee	Turnover		0:38		7 - PETERS Marnie	Player IN	
6:04			Fast Break	Mexico	0:38		11 - PETTINICCHI Sabrina	Free Th. Miss	
6:02	23-7		2 Pt. in the paint	4 - VAZQUEZ Cecilia	0:38	37-14	11 - PETTINICCHI Sabrina	Free Th. MADE	
6:02			Assist	7 - MONTANO Ma. Carmen	0:24			2 Pt. Miss	9 - VAZQUEZ DELGADILLO L
5:49			Steal	7 - MONTANO Ma. Carmen	0:22		8 - DEL COLLE Renee	Defens.Rebound	
5:46		12 - FERGUSON Tracey	Turnover		0:03		12 - FERGUSON Tracey	3 Pt. Miss	
5:45			Fast Break	Mexico	0:00			Defens.Rebound	9 - VAZQUEZ DELGADILLO L
5:45	23-9		2 Pt. in the paint	9 - VAZQUEZ DELGADILLO L	SECOND HALF				
5:45			Assist	7 - MONTANO Ma. Carmen	20:00		5 - ABBOTT Marni	Player IN	
5:45		11 - PETTINICCHI Sabrina (P1,T3)	Foul		20:00		6 - OHAMA Kendra	Player IN	
5:45		Canada	Time Out		20:00		9 - BENOIT Chantal	Player IN	
5:45		5 - ABBOTT Marni	Player OUT		20:00		13 - RADKE Lori	Player IN	
5:45		4 - KREMPIEN Jennifer	Player IN		20:00		14 - KUTROWSKI Linda	Player IN	
5:45	23-10		Free Th. MADE	9 - VAZQUEZ DELGADILLO L	20:00			Player IN	5 - LOPEZ Alma
5:34			Foul	15 - GARCIA Wendy (P2,T6)	20:00			Player IN	9 - VAZQUEZ DELGADILLO L
5:23		8 - DEL COLLE Renee	Steal	7 - MONTANO Ma. Carmen	20:00			Player IN	10 - CAMARA Rosa
5:21			Turnover		20:00			Player IN	11 - MIRANDA Claudia
5:16			Turnover	6 - VAZQUEZ Teresita	20:00			Player IN	12 - FONSECA Olga
5:06		12 - FERGUSON Tracey	2 Pt. Miss		19:49		Canada	Fast Break	
5:04		8 - DEL COLLE Renee (P1,T4)	Technical Foul		19:47	39-14	9 - BENOIT Chantal	2 Pt. in the paint	
5:04			Free Th. Miss	9 - VAZQUEZ DELGADILLO L	19:30	39-16		2 Pt. in the paint	12 - FONSECA Olga
5:04			Free Th. Miss	9 - VAZQUEZ DELGADILLO L	19:30			Assist	9 - VAZQUEZ DELGADILLO L
5:01			Offens.Rebound	15 - GARCIA Wendy	19:13		13 - RADKE Lori	Turnover	
4:51	23-12		2 Pt. MADE	7 - MONTANO Ma. Carmen	18:58	39-18		2 Pt. in the paint	11 - MIRANDA Claudia
4:51			Assist	9 - VAZQUEZ DELGADILLO L	18:39		14 - KUTROWSKI Linda	2 Pt. Miss	
4:31	25-12	12 - FERGUSON Tracey	2 Pt. in the paint		18:36		14 - KUTROWSKI Linda	Offens.Rebound	
4:31		8 - DEL COLLE Renee	Assist		18:31		14 - KUTROWSKI Linda	2 Pt. Miss	
4:08			2 Pt. Miss	7 - MONTANO Ma. Carmen	18:03			2 Pt. Miss	11 - MIRANDA Claudia
3:46	27-12	8 - DEL COLLE Renee	2 Pt. in the paint		17:59			Offens.Rebound	9 - VAZQUEZ DELGADILLO L
3:46			Foul	9 - VAZQUEZ DELGADILLO L (P1,T7)	17:59			2 Pt. Miss	9 - VAZQUEZ DELGADILLO L
3:46		8 - DEL COLLE Renee	Free Th. Miss		17:57		14 - KUTROWSKI Linda	Defens.Rebound	
3:43		8 - DEL COLLE Renee	Offens.Rebound		17:51		Canada	Fast Break	
3:41	29-12	15 - KELLY Jo	2 Pt. in the paint		17:48	41-18	9 - BENOIT Chantal	2 Pt. in the paint	
3:41		8 - DEL COLLE Renee	Assist		17:48		13 - RADKE Lori	Assist	
3:23			Turnover	6 - VAZQUEZ Teresita	17:32		13 - RADKE Lori	Steal	
3:17		Canada	Fast Break		17:29			Turnover	10 - CAMARA Rosa
3:14	31-12	12 - FERGUSON Tracey	2 Pt. in the paint		17:24		6 - OHAMA Kendra	2 Pt. Miss	
3:14		4 - KREMPIEN Jennifer	Assist		17:22		5 - ABBOTT Marni	Offens.Rebound	
2:48			2 Pt. Miss	7 - MONTANO Ma. Carmen	17:08	43-18	9 - BENOIT Chantal	2 Pt. in the paint	
2:45		4 - KREMPIEN Jennifer	Defens.Rebound		17:08			Foul	5 - LOPEZ Alma (P1,T1)
2:44			Foul	7 - MONTANO Ma. Carmen (P2,T8)	17:08		5 - ABBOTT Marni	Player OUT	
2:44			Player OUT	6 - VAZQUEZ Teresita	17:08		4 - KREMPIEN Jennifer	Player IN	
2:44			Player IN	14 - HERLINDA Rosa	17:08		14 - KUTROWSKI Linda	Player OUT	
2:44		11 - PETTINICCHI Sabrina	Free Th. Miss		17:08		11 - PETTINICCHI Sabrina	Player IN	
2:44		11 - PETTINICCHI Sabrina	Free Th. Miss		17:08		9 - BENOIT Chantal	Free Th. Miss	
2:40		15 - KELLY Jo	Offens.Rebound		17:08		13 - RADKE Lori	Offens.Rebound	
2:29		8 - DEL COLLE Renee (P2,T5)	Technical Foul		17:02		4 - KREMPIEN Jennifer	2 Pt. Miss	
2:29			Free Th. Miss	9 - VAZQUEZ DELGADILLO L	16:59			Defens.Rebound	10 - CAMARA Rosa

Wheelchair Basketball

Wheelchair Basketball

Wheelchair Basketball

Wheelchair Basketball

WOMEN PRELIMINARY GROUP B PLAY BY PLAY



SAT 21 OCT 2000

SYDNEY SUPERDOME

Time	Score	Canada	Action	Mexico	Time	Score	Canada	Action	Mexico
SECOND HALF					SECOND HALF				
16:47			2 Pt. Miss	10 - CAMARA Rosa	10:51		4 - KREMPIEN Jennifer	2 Pt. Miss	
16:45		6 - OHAMA Kendra	Defens.Rebound		10:51		11 - PETTINICCHI Sabrina	Technical Foul	11 - MIRANDA Claudia (P3,T8)
16:26	45-18	13 - RADKE Lori	2 Pt. in the paint		10:51		11 - PETTINICCHI Sabrina	Free Th. Miss	
16:07	45-20		2 Pt. in the paint	11 - MIRANDA Claudia	10:51	56-24	11 - PETTINICCHI Sabrina	Free Th. MADE	
15:48		4 - KREMPIEN Jennifer	2 Pt. Miss		10:40			Turnover	11 - MIRANDA Claudia
15:45			Defens.Rebound	9 - VAZQUEZ DELGADILLO L	10:32		12 - FERGUSON Tracey	2 Pt. Miss	
15:22	45-22		2 Pt. in the paint	5 - LOPEZ Alma	10:30			Defens.Rebound	8 - PENALOZA Leticia
15:22			Assist	9 - VAZQUEZ DELGADILLO L	10:24			Turnover	15 - GARCIA Wendy
15:00	47-22	13 - RADKE Lori	2 Pt. in the paint		10:15		4 - KREMPIEN Jennifer	Turnover	
15:00		9 - BENOIT Chantal	Assist		10:10			Player OUT	10 - CAMARA Rosa
14:46			2 Pt. Miss	11 - MIRANDA Claudia	10:10			Player OUT	11 - MIRANDA Claudia
14:43			Offens.Rebound	12 - FONSECA Olga	10:10			Player IN	6 - VAZQUEZ Teresita
14:43			2 Pt. Miss	12 - FONSECA Olga	10:10			Player IN	7 - MONTANO Ma. Carmen
14:40		13 - RADKE Lori	Defens.Rebound		10:01			Turnover	15 - GARCIA Wendy
14:34			Foul	11 - MIRANDA Claudia (P1,T2)	9:35		12 - FERGUSON Tracey	3 Pt. Miss	
14:34		13 - RADKE Lori	Player OUT		9:33			Defens.Rebound	7 - MONTANO Ma. Carmen
14:34		7 - PETERS Marnie	Player IN		9:23	56-26	6 - OHAMA Kendra	2 Pt. MADE	4 - VAZQUEZ Cecilia
14:34			Player OUT	9 - VAZQUEZ DELGADILLO L	9:02		10 - STILWELL Michelle	Player OUT	
14:34			Player IN	13 - SOTO Juana	9:02		11 - PETTINICCHI Sabrina	Player IN	
14:20		6 - OHAMA Kendra	2 Pt. Miss		9:02		11 - PETTINICCHI Sabrina	Player OUT	
14:19			Defens.Rebound	10 - CAMARA Rosa	9:02		8 - DEL COLLE Renee	Player IN	
14:06			2 Pt. Miss	10 - CAMARA Rosa	8:46		12 - FERGUSON Tracey	2 Pt. Miss	
14:05		9 - BENOIT Chantal	Defens.Rebound		8:24			2 Pt. Miss	8 - PENALOZA Leticia
13:58		Canada	Fast Break		8:21			Offens.Rebound	15 - GARCIA Wendy
13:57	49-22	9 - BENOIT Chantal	2 Pt. in the paint		8:16		4 - KREMPIEN Jennifer	Steal	
13:44			Turnover	11 - MIRANDA Claudia	8:14			Turnover	4 - VAZQUEZ Cecilia
13:40			Foul	13 - SOTO Juana (P1,T3)	8:06		12 - FERGUSON Tracey	Turnover	
13:37			Foul	13 - SOTO Juana (P2,T4)	7:54			2 Pt. Miss	15 - GARCIA Wendy
13:37		9 - BENOIT Chantal	Free Th. Miss		7:52		8 - DEL COLLE Renee	Block Shot	
13:37	50-22	9 - BENOIT Chantal	Free Th. MADE		7:46		8 - DEL COLLE Renee	Defens.Rebound	
13:26			Fast Break	Mexico	7:43		12 - FERGUSON Tracey	2 Pt. Miss	
13:24	50-24		2 Pt. MADE	13 - SOTO Juana	7:41		12 - FERGUSON Tracey	Offens.Rebound	
13:24			Assist	10 - CAMARA Rosa	7:37	58-26	8 - DEL COLLE Renee	2 Pt. in the paint	
13:11			Foul	12 - FONSECA Olga (P1,T5)	7:37		4 - KREMPIEN Jennifer	Assist	
13:11		9 - BENOIT Chantal	Player OUT		7:23			Turnover	7 - MONTANO Ma. Carmen
13:11		12 - FERGUSON Tracey	Player IN		7:13		7 - PETERS Marnie	2 Pt. Miss	
12:50		7 - PETERS Marnie	Turnover		7:09		8 - DEL COLLE Renee	Offens.Rebound	
12:46			Turnover	12 - FONSECA Olga	7:06		8 - DEL COLLE Renee	2 Pt. Miss	
12:32			Foul	11 - MIRANDA Claudia (P2,T6)	6:57			Defens.Rebound	7 - MONTANO Ma. Carmen
12:32		12 - FERGUSON Tracey	Free Th. Miss		6:57			2 Pt. Miss	6 - VAZQUEZ Teresita
12:32		12 - FERGUSON Tracey	Free Th. Miss		6:54			Offens.Rebound	8 - PENALOZA Leticia
12:30		7 - PETERS Marnie	Offens.Rebound		6:26			Turnover	4 - VAZQUEZ Cecilia
12:18		6 - OHAMA Kendra	2 Pt. Miss		6:26		12 - FERGUSON Tracey	Player OUT	
12:16			Defens.Rebound	13 - SOTO Juana	6:26		15 - KELLY Jo	Player IN	
12:16		6 - OHAMA Kendra (P1,T1)	Foul		6:20		7 - PETERS Marnie	Turnover	
12:16			Player OUT	12 - FONSECA Olga	5:59			2 Pt. Miss	7 - MONTANO Ma. Carmen
12:16			Player IN	4 - VAZQUEZ Cecilia	5:47			2 Pt. Miss	4 - VAZQUEZ Cecilia
12:16			Player OUT	5 - LOPEZ Alma	5:44		10 - STILWELL Michelle	Defens.Rebound	
12:16			Player IN	15 - GARCIA Wendy	5:42		7 - PETERS Marnie	Turnover	
12:01		11 - PETTINICCHI Sabrina (P2,T2)	Foul		5:41			Offensive Foul	6 - VAZQUEZ Teresita (P1,T9)
12:01		Canada	Time Out		5:41			Turnover	6 - VAZQUEZ Teresita
11:57			2 Pt. Miss	11 - MIRANDA Claudia	5:41			Player OUT	4 - VAZQUEZ Cecilia
11:54		7 - PETERS Marnie	Defens.Rebound		5:41			Player IN	11 - MIRANDA Claudia
11:45		Canada	Fast Break		5:41			Player OUT	15 - GARCIA Wendy
11:45	52-24	11 - PETTINICCHI Sabrina	2 Pt. in the paint		5:41			Player IN	5 - LOPEZ Alma
11:45		6 - OHAMA Kendra	Assist		5:41			Player OUT	8 - PENALOZA Leticia
11:45			Foul	13 - SOTO Juana (P3,T7)	5:41			Player IN	9 - VAZQUEZ DELGADILLO L
11:45	53-24	11 - PETTINICCHI Sabrina	Free Th. MADE		5:27		8 - DEL COLLE Renee	2 Pt. Miss	
11:31			2 Pt. Miss	13 - SOTO Juana	5:24			Block Shot	9 - VAZQUEZ DELGADILLO L
11:29		4 - KREMPIEN Jennifer	Defens.Rebound		5:22			Defens.Rebound	7 - MONTANO Ma. Carmen
11:22		Canada	Fast Break		5:16		15 - KELLY Jo	Steal	
11:20	55-24	6 - OHAMA Kendra	2 Pt. in the paint		5:14			Turnover	6 - VAZQUEZ Teresita
11:20		7 - PETERS Marnie	Assist		5:12		15 - KELLY Jo	Turnover	
11:07			Turnover	11 - MIRANDA Claudia	5:03			2 Pt. Miss	6 - VAZQUEZ Teresita
11:03		6 - OHAMA Kendra	Turnover		5:01		7 - PETERS Marnie	Defens.Rebound	
11:03			Player OUT	13 - SOTO Juana	4:53		7 - PETERS Marnie	Turnover	
11:03			Player IN	8 - PENALOZA Leticia	4:46			2 Pt. Miss	11 - MIRANDA Claudia
10:56		12 - FERGUSON Tracey	Steal		4:43		15 - KELLY Jo	Defens.Rebound	
10:52			Turnover	10 - CAMARA Rosa	4:22		8 - DEL COLLE Renee	2 Pt. Miss	

Wheelchair Basketball

Wheelchair Basketball

Wheelchair Basketball

Wheelchair Basketball

WOMEN PRELIMINARY GROUP B PLAY BY PLAY



SAT 21 OCT 2000

SYDNEY SUPERDOME

Time	Score	Canada	Action	Mexico	Time	Score	Canada	Action	Mexico
SECOND HALF					SECOND HALF				
4:18			Defens.Rebound	7 - MONTANO Ma. Carmen	2:05		15 - KELLY Jo	Free Th. Miss	
4:04			2 Pt. Miss	11 - MIRANDA Claudia	2:01			Defens.Rebound	9 - VAZQUEZ DELGADILLO L
3:56			Offens.Rebound	9 - VAZQUEZ DELGADILLO L	1:51			2 Pt. Miss	5 - LOPEZ Alma
3:50			2 Pt. Miss	7 - MONTANO Ma. Carmen	1:46		5 - ABBOTT Marni	Defens.Rebound	
3:48		8 - DEL COLLE Renee	Defens.Rebound		1:27		7 - PETERS Marnie	Turnover	
3:37			Steal	6 - VAZQUEZ Teresita	1:18			Turnover	5 - LOPEZ Alma
3:34		8 - DEL COLLE Renee	Turnover		1:00		5 - ABBOTT Marni	2 Pt. Miss	
3:15			2 Pt. Miss	11 - MIRANDA Claudia	0:57			Defens.Rebound	7 - MONTANO Ma. Carmen
3:12		8 - DEL COLLE Renee	Defens.Rebound		0:53			Turnover	6 - VAZQUEZ Teresita
2:59		7 - PETERS Marnie	2 Pt. Miss		0:32		15 - KELLY Jo	2 Pt. Miss	
2:57		7 - PETERS Marnie	Offens.Rebound		0:30			Block Shot	9 - VAZQUEZ DELGADILLO L
2:51		8 - DEL COLLE Renee	Turnover		0:30			Defens.Rebound	7 - MONTANO Ma. Carmen
2:40	58-28		2 Pt. in the paint	9 - VAZQUEZ DELGADILLO L	0:23		10 - STILWELL Michelle	Steal	
2:20		8 - DEL COLLE Renee (P3,T3)	Offensive Foul		0:21			Turnover	9 - VAZQUEZ DELGADILLO L
2:20		8 - DEL COLLE Renee	Turnover		0:20		4 - KREMPIEN Jennifer	Turnover	
2:20		8 - DEL COLLE Renee	Player OUT		0:10		10 - STILWELL Michelle	Steal	
2:20		5 - ABBOTT Marni	Player IN		0:09			Turnover	9 - VAZQUEZ DELGADILLO L
2:07			Turnover	7 - MONTANO Ma. Carmen	0:07		Canada	Fast Break	
2:05			Foul	11 - MIRANDA Claudia (P4,T10)	0:07	60-28	15 - KELLY Jo	2 Pt. in the paint	
2:05		Canada	Time Out		0:00			Turnover	9 - VAZQUEZ DELGADILLO L
2:05		15 - KELLY Jo	Free Th. Miss		0:00			END of PERIOD	

Wheelchair Basketball

Wheelchair Basketball

Wheelchair Basketball

Wheelchair Basketball

PRNWB0000008A.00073 00102113:01V020

WOMEN PRELIMINARY GROUP B MATCH RESULTS



SAT 21 OCT 2000

SYDNEY SUPERDOME

Match No: 16

CAN 60 vs 28 MEX

Start Time: 11:30

Attendance: 5178

Referees: OTTO Jorg-ulich (GER)
BHANIA Balwant (GBR)

EL-DEIN EL-KHATEB Bahaa (JOR)

Scoring by 5 min intervals: **CAN**
MEX

1.HF				2.HF			
8	16	23	37	47	56	58	60
2	3	10	14	22	24	26	28

Canada (CAN)

No.	Name	MIN	PTS	Field Goals		2 Points		3 Points		Free Throws		Rebounds			AS	ST	TO	BS	PF			
				M/A	%	M/A	%	M/A	%	M/A	%	OR	DR	TOT								
4	KREMPIEN Jennifer	22:53		0/3	0.0	0/3	0.0						2	2	2	1	2					
* 5	ABBOTT Marni	19:27	2	1/3	33.3	1/3	33.3					1	1	2			1					
* 6	OHAMA Kendra	17:14	4	2/6	33.3	2/6	33.3					2	1	3	1	3	2		1			
7	PETERS Marnie	15:12		0/2	0.0	0/2	0.0					2	2	4	1		5					
8	DEL COLLE Renee	16:20	6	3/6	50.0	3/6	50.0			0/1	0.0	2	9	11	2		5	1	3			
* 9	BENOIT Chantal	17:11	12	5/9	55.6	4/8	50.0	1/1	100.0	1/3	33.3	3	1	4	4	1	2					
10	STILWELL Michelle	09:02											1	1		2						
11	PETTINICCHI Sabrina	16:06	5	1/1	100.0	1/1	100.0			3/7	42.9								2			
12	FERGUSON Tracey	16:23	9	4/12	33.3	4/9	44.4	0/3	0.0	1/4	25.0	1		1		1	2					
* 13	RADKE Lori	15:48	14	7/12	58.3	7/12	58.3					2	2	4	1	2	1					
* 14	KUTROWSKI Linda	14:52	2	1/4	25.0	1/4	25.0			0/2	0.0	2	5	7	2	1						
15	KELLY Jo	19:32	6	3/4	75.0	3/4	75.0			0/4	0.0	1	2	3	1	1	2		2			
Team Coach																						
TOTALS		60		27/62		43.5		26/58		44.8		1/4		25.0		5/21		23.8		16 26 42 14 12 22 1 8		
Coach		FRICK Tim																				
Assistant Coach		BURLEIGH Jo-Anne MASH-HADLOW Charlene																				

Mexico (MEX)

No.	Name	MIN	PTS	Field Goals		2 Points		3 Points		Free Throws		Rebounds			AS	ST	TO	BS	PF	
				M/A	%	M/A	%	M/A	%	M/A	%	OR	DR	TOT						
4	VAZQUEZ Cecilia	20:49	5	2/5	40.0	2/5	40.0			1/2	50.0					4			2	
* 5	LOPEZ Alma	19:11	2	1/3	33.3	1/3	33.3									2			1	
6	VAZQUEZ Teresita	24:37		0/2	0.0	0/2	0.0								1	8			1	
7	MONTANO Ma. Carmen	25:46	6	3/7	42.9	3/7	42.9						10	10	2	2	4		3	
* 8	PENALOZA Leticia	15:44		0/3	0.0	0/3	0.0					2	2	4		1				
* 9	VAZQUEZ DELGADILLO Lucia	25:09	5	2/6	33.3	2/6	33.3			1/5	20.0	2	6	8	4	3	2		2	
10	CAMARA Rosa	09:50		0/2	0.0	0/2	0.0					2	2	1		2				
* 11	MIRANDA Claudia	21:17	6	3/11	27.3	3/11	27.3						1	1		4			4	
12	FONSECA Olga	07:44	2	1/2	50.0	1/2	50.0					1		1		1			1	
13	SOTO Juana	03:31	2	1/2	50.0	1/2	50.0						1	1					3	
* 14	HERLINDA Rosa	05:33														2			1	
15	GARCIA Wendy	20:49		0/4	0.0	0/4	0.0					2		2		4			2	
Team Coach																				
TOTALS		28		13/47		27.7		13/47		27.7		2/7		28.6		7 22 29 7 3 35 2 20				
Coach		VERGARA Eli																		
Assistant Coach		LARRAGA Pablo DURAND Sergio																		

	CAN	MEX
Points from Turnovers:	27	8
Biggest Lead:	32 (56-24)	0
Second Chance Points:	11	2
Lead Changes:		

	CAN	MEX
Points in the Paint:	52	16
Biggest Scoring Run:	16-2 (16-2)	7-0 (12-23)
Fast Break Points:	24	8
Times Tied:		

Legend:

MIN : Minutes Played **M/A** : Made/Attempts **%** : Shooting Percentage **OR** : Offensive Rebounds
DR : Defensive Rebounds **TOT** : Total Rebounds **AS** : Assist **ST** : Steals
TO : Turnovers **BS** : Blocked Shots **PF** : Fouls **PTS** : Points
HF : Half of Time **OT** : Over Time * : Starting/Initial

PRNWB0000008B.00076B 00102321:10V010

Preliminary Group B					
Rank		CAN	JPN	MEX	GER
1	CAN		49-32	60-28	36-26
2	JPN	32-49		57-41	62-52
3	MEX	28-60	41-57		45-44
4	GER	26-36	52-62	44-45	

MATCHES			POINTS		Class.
PLAY	WON	LOST	FOR	AGST	Points
3	3	0	145	86	6
3	2	1	151	142	5
3	1	2	114	161	4
3	0	3	122	143	3

Classification

Phase	Teams	Result
Semifinals 1 - 4	AUS vs JPN	25-Oct
Semifinals 1 - 4	CAN vs NED	25-Oct
Semifinals 5 - 8	USA vs GER	26-Oct
Semifinals 5 - 8	MEX vs GBR	26-Oct
Final 1 - 2		27-Oct
Final 3 - 4		27-Oct
Final 5 - 6		27-Oct
Final 7 - 8		27-Oct

Final Standings

Medal	Rank	Team
-------	------	------

PRNWB0000008C.00073 00102211:07V010

MEN PRELIMINARY GROUP A MATCH RESULTS



FRI 20 OCT 2000

THE DOME

Match No: 14

GER 113 vs 27 RSA

Start Time: 21:00

Attendance: 254

Referees: ARNOLD Sharon (AUS)
ENGLISH Robert (GBR)

EL-DEIN EL-KHATEB Bahaa (JOR)

Scoring by 5 min intervals: **GER**
RSA

1.HF				2.HF			
13	25	45	61	73	87	95	113
5	7	10	12	17	20	23	27

Germany (GER)

No.	Name	MIN	PTS	Field Goals		2 Points		3 Points		Free Throws		Rebounds			AS	ST	TO	BS	PF
				M/A	%	M/A	%	M/A	%	M/A	%	OR	DR	TOT					
4	SCHWARZ Ralf	12:41	18	9/9	100.0	9/9	100.0					2	2	4			1	1	1
5	HUEBNER Lars	12:41													2	1			2
* 6	SNIEGOCKI Markus	22:22	6	2/5	40.0	2/5	40.0			2/2	100.0		2	2	2	1	2		3
7	FISCHER Thomas	17:38	5	1/2	50.0	1/2	50.0			3/4	75.0				4		1		
8	WIMMERS Guido	17:38	15	6/9	66.7	6/9	66.7			3/5	60.0	3	7	10	1	4	1	1	3
* 9	HABERKORN Markus	20:51	9	3/11	27.3	3/11	27.3			3/4	75.0	2	2	4	4			1	2
* 10	LEONHARDT Joerg	20:47	8	4/6	66.7	4/6	66.7								3				2
11	OTTO Martin																		
12	THALHEIM Dirk	06:32	4	2/3	66.7	2/3	66.7									1	1		
13	CHRISTINK Lars	19:09	6	3/8	37.5	3/8	37.5						2	2	4		3		1
* 14	COSKUN Ahmet	26:26	17	7/9	77.8	7/9	77.8			3/5	60.0		4	4	3	2	3		4
* 15	KOEHLER Dirk	23:15	25	10/15	66.7	10/15	66.7			5/8	62.5	3	7	10	2	3	2		4
Team Coach																			
TOTALS			113	47/77	61.0	47/77	61.0			19/28	67.9	10	26	36	25	13	14	2	22
Coach		ROEMER Gerd																	
Assistant Coach																			

South Africa (RSA)

No.	Name	MIN	PTS	Field Goals		2 Points		3 Points		Free Throws		Rebounds			AS	ST	TO	BS	PF
				M/A	%	M/A	%	M/A	%	M/A	%	OR	DR	TOT					
* 4	HARTNICK Shaun	20:42	1							1/2	50.0				1	2			1
5	OHN Aye Htun	21:07		0/1	0.0	0/1	0.0			0/2	0.0		1	1	1				3
6	FLEISER Leon	11:04	2	1/2	50.0	1/2	50.0									1			1
* 7	WILLIAMS Ralph	21:27	2	1/1	100.0	1/1	100.0									1	7		1
8	PAPENFUS Marius	13:59		0/1	0.0	0/1	0.0								1	1	1		
9	WESSELS Duggie	04:42		0/1	0.0	0/1	0.0												
10	OESCHGER Kobus	23:04	1	0/6	0.0	0/6	0.0			1/2	50.0	1	3	4		1	6		4
* 11	HOUSTON James	16:15	2	1/3	33.3	1/3	33.3					1	2	3	2		5		2
* 12	MANYANA Buntu	19:20	5	1/4	25.0	1/4	25.0			3/4	75.0		4	4			3		5
13	WAITES Grant	08:47	2	1/5	20.0	1/5	20.0					1	2	3			3	1	4
* 14	NORTJE Richard	22:52	7	2/8	25.0	2/7	28.6	0/1	0.0	3/6	50.0	3	3	6			5		5
15	VICTOR Joppie	16:41	5	1/8	12.5	1/6	16.7	0/2	0.0	3/6	50.0		5	5			4		5
Team Coach																			
TOTALS			27	8/40	20.0	8/37	21.6	0/3	0.0	11/22	50.0	6	20	26	5	3	40	1	31
Coach		MOORGAS Shawn																	
Assistant Coach		MOORGAS Craig MOKONE Simon																	

	GER	RSA
Points from Turnovers:	53	4
Biggest Lead:	86 (113-27)	1 (1-0)
Second Chance Points:	12	4
Lead Changes:	1	

	GER	RSA
Points in the Paint:	68	12
Biggest Scoring Run:	24-1 (61-11)	3-0 (14-61)
Fast Break Points:	2	2
Times Tied:	1	

Legend:

MIN : Minutes Played **M/A** : Made/Attempts **%** : Shooting Percentage **OR** : Offensive Rebounds
DR : Defensive Rebounds **TOT** : Total Rebounds **AS** : Assist **ST** : Steals
TO : Turnovers **BS** : Blocked Shots **PF** : Fouls **PTS** : Points
HF : Half of Time **OT** : Over Time * : Starting/Initial

PRNWB0000008D.00073 00102114:58V010

MEN PRELIMINARY GROUP B MATCH RESULTS



SAT 21 OCT 2000

SYDNEY SUPERDOME

Match No: 17

FRA 36 vs 22 JPN

Start Time: 14:15

Attendance:

Referees: BURFORD Jonathon (USA)
WALLAART Edwin (NED)

TSOUNTSOURAS Spiridon (GRE)

FIRST HALF

Scoring by 5 min intervals: **FRA**
JPN

7	17	29	36
9	11	14	22

France (FRA)

No.	Name	MIN	PTS	Field Goals		2 Points		3 Points		Free Throws		Rebounds			AS	ST	TO	BS	PF
				M/A	%	M/A	%	M/A	%	M/A	%	OR	DR	TOT					
* 4	SALLEM Riadh	10:34	4	2/2	100.0	2/2	100.0					1		1					2
* 5	ABOUKIR Jean-Denis	14:41	4	2/3	66.7	2/3	66.7									1	1		3
6	LIBMAN Bertrand																		
7	COURNEIL Jerome	05:19		0/1	0.0	0/1	0.0						2	2					
* 8	BOUSTILA Ouahid	17:23	9	4/9	44.4	4/8	50.0	0/1	0.0	1/2	50.0	1	6	7	3	1	1		3
9	FAHRASMANE Mario																		
* 10	GUYOT Frederic	20:00	6	3/6	50.0	3/6	50.0					2	1	3	7	1	2		2
11	THEREZO Jose	14:48	8	4/5	80.0	4/5	80.0					1	3	4	1	1	2		2
12	HAMELIN David																		
13	DIXNEUF Lionel																		
* 14	BAYE Philippe	07:49	5	2/9	22.2	2/9	22.2			1/2	50.0	2	2	4	1	1	1		1
15	LAFFONT Jean Pascal	09:26								0/2	0.0								1
Team Coach																			
TOTALS			36	17/35	48.6	17/34	50.0	0/1	0.0	2/6	33.3	7	14	21	12	5	7		14
Coach	SORIANO Jean-Paul																		
Assistant Coach	SCHOENACKER Maurice																		

Japan (JPN)

No.	Name	MIN	PTS	Field Goals		2 Points		3 Points		Free Throws		Rebounds			AS	ST	TO	BS	PF
				M/A	%	M/A	%	M/A	%	M/A	%	OR	DR	TOT					
4	NEGI Shinji																		
5	SHINTANI Hirofumi	07:16		0/1	0.0	0/1	0.0												
* 6	MIYAKE Katsumi	18:42	9	3/8	37.5	3/8	37.5			3/6	50.0	2	1	3	1	1	1		
7	SASAKI Katsuya	01:18																	1
* 8	KORETOMO Keisuke	20:00		0/2	0.0	0/2	0.0			0/2	0.0		5	5	4	1	3		1
9	SUGASAWA Takao																		
* 10	IWANO Hiroshi	09:17											3	3			1		1
* 11	JIMBO Yasuhiro	18:42	7	3/8	37.5	3/7	42.9	0/1	0.0	1/4	25.0		2	2			3		2
12	KYOYA Kazuyuki	10:43															1		1
13	ISHIHARA Masaharu	01:18																	
* 14	OSHIMA Tomohiko	12:44	6	1/4	25.0	1/4	25.0			4/5	80.0	1	2	3	1		1		3
15	OIKAWA Shinpei																		
Team Coach																			
TOTALS			22	7/23	30.4	7/22	31.8	0/1	0.0	8/17	47.1	3	13	16	6	2	10		9
Coach	KOTAKI Osamu																		
Assistant Coach	OGAWA Tomoki																		
	SAITO Nobuaki																		

	FRA	JPN
Points from Turnovers:	8	5
Biggest Lead:	15 (29-14)	2 (9-7)
Second Chance Points:	6	
Lead Changes:	2	

	FRA	JPN
Points in the Paint:	26	10
Biggest Scoring Run:	14-2 (21-11)	6-0 (9-7)
Fast Break Points:	4	2
Times Tied:	2	

Legend:

MIN : Minutes Played **M/A** : Made/Attempts **%** : Shooting Percentage **OR** : Offensive Rebounds
DR : Defensive Rebounds **TOT** : Total Rebounds **AS** : Assist **ST** : Steals
TO : Turnovers **BS** : Blocked Shots **PF** : Fouls **PTS** : Points
HF : Half of Time **OT** : Over Time * : Starting/Initial

PRNWB0000008E.00069 00102115:58V010

Match No: 17

FRA 67 vs 44 JPN

Start Time: 14:15

Attendance: 13309

Referees: BURFORD Jonathon (USA)
WALLAART Edwin (NED)

TSOUNTSOURAS Spiridon (GRE)

Scoring by 5 min intervals:	FRA	1.HF				2.HF			
		JPN	7	17	29	36	40	44	54
		9	11	14	22	30	39	41	44

Time	Score	France	Action	Japan	Time	Score	France	Action	Japan
FIRST HALF					FIRST HALF				
20:00		4 - SALLEM Riadh	Player IN		15:59			Player IN	5 - SHINTANI Hirofumi
20:00		5 - ABOUKIR Jean-Denis	Player IN		15:54		14 - BAYE Philippe	2 Pt. Miss	
20:00		8 - BOUSTILA Ouahid	Player IN		15:52			Defens.Rebound	8 - KORETOMO Keisuke
20:00		10 - GUYOT Frederic	Player IN		15:38			Fast Break	Japan
20:00		14 - BAYE Philippe	Player IN		15:37	7-7		2 Pt. in the paint	6 - MIYAKE Katsumi
20:00			Player IN	6 - MIYAKE Katsumi	15:37			Assist	8 - KORETOMO Keisuke
20:00			Player IN	10 - IWANO Hiroshi	15:33			Steal	6 - MIYAKE Katsumi
20:00			Player IN	11 - JIMBO Yasuhiro	15:29		10 - GUYOT Frederic	Turnover	
20:00			Player IN	14 - OSHIMA Tomohiko	15:19	7-9		2 Pt. MADE	11 - JIMBO Yasuhiro
20:00			Player IN	8 - KORETOMO Keisuke	15:03		14 - BAYE Philippe	2 Pt. Miss	
19:49		14 - BAYE Philippe	2 Pt. Miss		15:00			Defens.Rebound	6 - MIYAKE Katsumi
19:48		14 - BAYE Philippe	Offens.Rebound		14:48			Offensive Foul	8 - KORETOMO Keisuke (P1,T6)
19:47		14 - BAYE Philippe	2 Pt. Miss		14:48			Turnover	8 - KORETOMO Keisuke
19:44		4 - SALLEM Riadh	Offens.Rebound		14:48		14 - BAYE Philippe	Player OUT	
19:41		14 - BAYE Philippe	2 Pt. Miss		14:48		11 - THEREZO Jose	Player IN	
19:38		14 - BAYE Philippe	Offens.Rebound		14:29	9-9	4 - SALLEM Riadh	2 Pt. in the paint	
19:38	2-0	14 - BAYE Philippe	Tap MADE		14:29		8 - BOUSTILA Ouahid	Assist	
19:21		5 - ABOUKIR Jean-Denis	Steal		13:55			3 Pt. Miss	11 - JIMBO Yasuhiro
19:19			Turnover	8 - KORETOMO Keisuke	13:52		11 - THEREZO Jose	Defens.Rebound	
19:01		8 - BOUSTILA Ouahid	2 Pt. Miss		13:38		11 - THEREZO Jose	2 Pt. Miss	
19:00			Defens.Rebound	8 - KORETOMO Keisuke	13:35			Defens.Rebound	11 - JIMBO Yasuhiro
19:00		8 - BOUSTILA Ouahid (P1,T1)	Foul		13:13			2 Pt. Miss	5 - SHINTANI Hirofumi
18:52		5 - ABOUKIR Jean-Denis (P1,T2)	Foul		13:12		11 - THEREZO Jose	Defens.Rebound	
18:46		8 - BOUSTILA Ouahid (P2,T3)	Foul		12:55		8 - BOUSTILA Ouahid	2 Pt. Miss	
18:46			Free Th. Miss	11 - JIMBO Yasuhiro	12:53			Defens.Rebound	10 - IWANO Hiroshi
18:46	2-1		Free Th. MADE	11 - JIMBO Yasuhiro	12:48		10 - GUYOT Frederic (P1,T4)	Foul	
18:41			Foul	10 - IWANO Hiroshi (P1,T1)	12:48			Free Th. Miss	6 - MIYAKE Katsumi
18:38			Foul	14 - OSHIMA Tomohiko (P1,T2)	12:48	9-10		Free Th. MADE	6 - MIYAKE Katsumi
18:34	4-1	5 - ABOUKIR Jean-Denis	2 Pt. in the paint		12:29	11-10	11 - THEREZO Jose	2 Pt. in the paint	
18:34		14 - BAYE Philippe	Assist		12:29		8 - BOUSTILA Ouahid	Assist	
18:08			2 Pt. Miss	14 - OSHIMA Tomohiko	12:09			2 Pt. Miss	6 - MIYAKE Katsumi
18:06		14 - BAYE Philippe	Defens.Rebound		12:07			Offens.Rebound	6 - MIYAKE Katsumi
17:51		8 - BOUSTILA Ouahid	2 Pt. Miss		12:07			2 Pt. Miss	6 - MIYAKE Katsumi
17:48			Defens.Rebound	14 - OSHIMA Tomohiko	12:05		8 - BOUSTILA Ouahid	Defens.Rebound	
17:37	4-3		2 Pt. in the paint	6 - MIYAKE Katsumi	11:59		France	Fast Break	
17:37			Assist	14 - OSHIMA Tomohiko	11:58	13-10	4 - SALLEM Riadh	2 Pt. in the paint	
17:23			Foul	14 - OSHIMA Tomohiko (P2,T3)	11:58		10 - GUYOT Frederic	Assist	
17:23	5-3	8 - BOUSTILA Ouahid	Free Th. MADE		11:40		4 - SALLEM Riadh (P1,T5)	Foul	
17:23		8 - BOUSTILA Ouahid	Free Th. Miss		11:40			Free Th. Miss	6 - MIYAKE Katsumi
17:19		10 - GUYOT Frederic	Offens.Rebound		11:40			Free Th. MADE	6 - MIYAKE Katsumi
17:14		5 - ABOUKIR Jean-Denis	2 Pt. Miss		11:29	13-11	11 - THEREZO Jose	2 Pt. in the paint	
17:11			Defens.Rebound	10 - IWANO Hiroshi	11:29		10 - GUYOT Frederic	Assist	
17:09		8 - BOUSTILA Ouahid	Steal		11:02			2 Pt. Miss	11 - JIMBO Yasuhiro
17:07			Turnover	10 - IWANO Hiroshi	11:00		8 - BOUSTILA Ouahid	Defens.Rebound	
17:04	7-3	8 - BOUSTILA Ouahid	2 Pt. in the paint		10:54		10 - GUYOT Frederic	2 Pt. Miss	
17:04			Offensive Foul	14 - OSHIMA Tomohiko (P3,T4)	10:53			Defens.Rebound	10 - IWANO Hiroshi
17:04			Turnover	14 - OSHIMA Tomohiko	10:47		10 - GUYOT Frederic	Steal	
17:00		10 - GUYOT Frederic	2 Pt. Miss		10:45			Turnover	11 - JIMBO Yasuhiro
16:56			Defens.Rebound	8 - KORETOMO Keisuke	10:45		11 - THEREZO Jose (P1,T6)	Offensive Foul	
16:44	7-5		2 Pt. in the paint	11 - JIMBO Yasuhiro	10:45		11 - THEREZO Jose	Turnover	
16:44			Assist	8 - KORETOMO Keisuke	10:45			Time Out	Japan
16:21		14 - BAYE Philippe	2 Pt. Miss		10:43			Player OUT	10 - IWANO Hiroshi
16:18			Defens.Rebound	8 - KORETOMO Keisuke	10:43			Player IN	12 - KYOYA Kazuyuki
16:12			2 Pt. Miss	6 - MIYAKE Katsumi	10:35			Foul	
16:10		14 - BAYE Philippe	Defens.Rebound		10:35		4 - SALLEM Riadh (P2,T7)	Free Th. Miss	11 - JIMBO Yasuhiro
15:59			Foul	11 - JIMBO Yasuhiro (P1,T5)	10:35			Free Th. Miss	11 - JIMBO Yasuhiro
15:59			Player OUT	14 - OSHIMA Tomohiko	10:32			Offens.Rebound	6 - MIYAKE Katsumi

Wheelchair Basketball

Wheelchair Basketball

Wheelchair Basketball

Wheelchair Basketball

MEN PRELIMINARY GROUP B PLAY BY PLAY



SAT 21 OCT 2000

SYDNEY SUPERDOME

Time	Score	France	Action	Japan	Time	Score	France	Action	Japan
FIRST HALF					FIRST HALF				
10:21			2 Pt. Miss	6 - MIYAKE Katsumi	3:54			Turnover	11 - JIMBO Yasuhiro
10:18		8 - BOUSTILA Ouahid	Defens.Rebound		3:36		11 - THEREZO Jose (P2,T11)	Offensive Foul	
10:05	17-11	11 - THEREZO Jose	2 Pt. in the paint		3:36		11 - THEREZO Jose	Turnover	
10:05		10 - GUYOT Frederic	Assist		3:25		10 - GUYOT Frederic (P2,T12)	Foul	
9:45			2 Pt. Miss	8 - KORETOMO Keisuke	3:25	31-20		Free Th. MADE	14 - OSHIMA Tomohiko
9:44		8 - BOUSTILA Ouahid	Defens.Rebound		3:25	31-21		Free Th. MADE	14 - OSHIMA Tomohiko
9:31	19-11	8 - BOUSTILA Ouahid	2 Pt. MADE		3:07		14 - BAYE Philippe	2 Pt. Miss	
9:31		10 - GUYOT Frederic	Assist		3:04			Defens.Rebound	14 - OSHIMA Tomohiko
9:26		4 - SALLEM Riadh	Player OUT		2:49			2 Pt. Miss	14 - OSHIMA Tomohiko
9:26		15 - LAFFONT Jean Pascal	Player IN		2:45		10 - GUYOT Frederic	Defens.Rebound	
9:13			Turnover	11 - JIMBO Yasuhiro	2:45		10 - GUYOT Frederic	Turnover	
8:58	21-11	8 - BOUSTILA Ouahid	2 Pt. MADE		2:45			Steal	8 - KORETOMO Keisuke
8:58		10 - GUYOT Frederic	Assist		2:37			Turnover	8 - KORETOMO Keisuke
8:43			Player OUT	5 - SHINTANI Hirofumi	2:34		14 - BAYE Philippe	Turnover	
8:43			Player IN	14 - OSHIMA Tomohiko	2:34		14 - BAYE Philippe (P1,T13)	Foul	
8:31		5 - ABOUKIR Jean-Denis (P2,T8)	Foul		2:34			Free Th. Miss	6 - MIYAKE Katsumi
8:31			Free Th. Miss	14 - OSHIMA Tomohiko	2:34	31-22		Free Th. MADE	6 - MIYAKE Katsumi
8:31	21-12		Free Th. MADE	14 - OSHIMA Tomohiko	2:17			Foul	11 - JIMBO Yasuhiro (P2,T9)
8:08	23-12	8 - BOUSTILA Ouahid	2 Pt. MADE		2:17		14 - BAYE Philippe	Free Th. Miss	
8:08		10 - GUYOT Frederic	Assist		2:17	32-22	14 - BAYE Philippe	Free Th. MADE	
7:42	23-14		2 Pt. in the paint	6 - MIYAKE Katsumi	2:17		14 - BAYE Philippe	Player OUT	
7:42			Assist	8 - KORETOMO Keisuke	2:17		8 - BOUSTILA Ouahid	Player IN	
7:29		France	Fast Break		1:59			2 Pt. Miss	11 - JIMBO Yasuhiro
7:27	25-14	5 - ABOUKIR Jean-Denis	2 Pt. in the paint		1:56			Offens.Rebound	14 - OSHIMA Tomohiko
7:17			Turnover	6 - MIYAKE Katsumi	1:56			2 Pt. Miss	14 - OSHIMA Tomohiko
7:06	27-14	10 - GUYOT Frederic	2 Pt. in the paint		1:55		7 - COURNEIL Jerome	Defens.Rebound	
7:06		11 - THEREZO Jose	Assist		1:42	34-22	10 - GUYOT Frederic	2 Pt. in the paint	
6:36			2 Pt. Miss	11 - JIMBO Yasuhiro	1:23		8 - BOUSTILA Ouahid	Assist	
6:33		8 - BOUSTILA Ouahid	Defens.Rebound		1:22		7 - COURNEIL Jerome	2 Pt. Miss	6 - MIYAKE Katsumi
6:29		5 - ABOUKIR Jean-Denis	Turnover		1:22		8 - BOUSTILA Ouahid	Defens.Rebound	
6:29			Player OUT	11 - JIMBO Yasuhiro	0:54		8 - BOUSTILA Ouahid	3 Pt. Miss	
6:29			Player OUT	6 - MIYAKE Katsumi	0:53		8 - BOUSTILA Ouahid	Offens.Rebound	
6:29			Player IN	7 - SASAKI Katsuya	0:48	36-22	11 - THEREZO Jose	2 Pt. in the paint	
6:29			Player IN	13 - ISHIHARA Masaharu	0:23		11 - THEREZO Jose	Steal	
6:19			2 Pt. Miss	8 - KORETOMO Keisuke	0:22			Turnover	12 - KYOYA Kazuyuki
6:17		8 - BOUSTILA Ouahid	Defens.Rebound		0:19		8 - BOUSTILA Ouahid (P3,T14)	Offensive Foul	
6:04			Foul	12 - KYOYA Kazuyuki (P1,T7)	0:19		8 - BOUSTILA Ouahid	Turnover	
6:04			Time Out	Japan	0:02			2 Pt. Miss	11 - JIMBO Yasuhiro
5:50		8 - BOUSTILA Ouahid	2 Pt. Miss		0:00		11 - THEREZO Jose	Defens.Rebound	
5:47		11 - THEREZO Jose	Offens.Rebound		SECOND HALF				
5:33	29-14	10 - GUYOT Frederic	2 Pt. MADE		20:00		7 - COURNEIL Jerome	Player IN	
5:19		5 - ABOUKIR Jean-Denis (P3,T9)	Foul		20:00		14 - BAYE Philippe	Player IN	
5:19			Free Th. Miss	8 - KORETOMO Keisuke	20:00		11 - THEREZO Jose	Player IN	
5:19			Free Th. Miss	8 - KORETOMO Keisuke	20:00		10 - GUYOT Frederic	Player IN	
5:19		5 - ABOUKIR Jean-Denis	Player OUT		20:00		15 - LAFFONT Jean Pascal	Player IN	
5:19		7 - COURNEIL Jerome	Player IN		20:00			Player IN	8 - KORETOMO Keisuke
5:11			Foul	7 - SASAKI Katsuya (P1,T8)	20:00			Player IN	11 - JIMBO Yasuhiro
5:11			Player OUT	7 - SASAKI Katsuya	20:00			Player IN	14 - OSHIMA Tomohiko
5:11			Player OUT	13 - ISHIHARA Masaharu	20:00			Player IN	12 - KYOYA Kazuyuki
5:11			Player IN	6 - MIYAKE Katsumi	20:00			Player IN	6 - MIYAKE Katsumi
5:11			Player IN	11 - JIMBO Yasuhiro	19:38		14 - BAYE Philippe	Turnover	
5:11		15 - LAFFONT Jean Pascal	Free Th. Miss		19:22			2 Pt. Miss	8 - KORETOMO Keisuke
5:11		15 - LAFFONT Jean Pascal	Free Th. Miss		19:19			Offens.Rebound	12 - KYOYA Kazuyuki
5:08			Defens.Rebound	11 - JIMBO Yasuhiro	19:13	36-24		2 Pt. MADE	14 - OSHIMA Tomohiko
4:55	29-16		2 Pt. MADE	11 - JIMBO Yasuhiro	18:48	38-24	14 - BAYE Philippe	2 Pt. in the paint	
4:55			Assist	6 - MIYAKE Katsumi	18:48		10 - GUYOT Frederic	Assist	
4:54		8 - BOUSTILA Ouahid	Player OUT		18:44			Offensive Foul	12 - KYOYA Kazuyuki (P2,T1)
4:54		14 - BAYE Philippe	Player IN		18:44			Turnover	12 - KYOYA Kazuyuki
4:33	31-16	14 - BAYE Philippe	2 Pt. in the paint		18:38		10 - GUYOT Frederic	2 Pt. Miss	
4:33		10 - GUYOT Frederic	Assist		18:36			Defens.Rebound	14 - OSHIMA Tomohiko
4:18	31-18		2 Pt. in the paint	14 - OSHIMA Tomohiko	18:23			2 Pt. Miss	14 - OSHIMA Tomohiko
4:18			Assist	8 - KORETOMO Keisuke	18:21			Assist	11 - JIMBO Yasuhiro
4:18		15 - LAFFONT Jean Pascal (P1,T10)	Foul		18:15			3 Pt. Miss	6 - MIYAKE Katsumi
4:18	31-19		Free Th. MADE	14 - OSHIMA Tomohiko	18:12		14 - BAYE Philippe	Defens.Rebound	
4:09		7 - COURNEIL Jerome	2 Pt. Miss		17:46		10 - GUYOT Frederic	2 Pt. Miss	
4:08		10 - GUYOT Frederic	Offens.Rebound		17:45			Defens.Rebound	8 - KORETOMO Keisuke
4:08		10 - GUYOT Frederic	2 Pt. Miss		17:26			2 Pt. Miss	11 - JIMBO Yasuhiro
4:04			Defens.Rebound	8 - KORETOMO Keisuke	17:24		14 - BAYE Philippe	Defens.Rebound	
3:54		14 - BAYE Philippe	Steal		17:14		7 - COURNEIL Jerome	2 Pt. Miss	

Wheelchair Basketball

Wheelchair Basketball

Wheelchair Basketball

Wheelchair Basketball

MEN

PRELIMINARY GROUP B

PLAY BY PLAY



SAT 21 OCT 2000

SYDNEY SUPERDOME

Time	Score	France	Action	Japan	Time	Score	France	Action	Japan
SECOND HALF					SECOND HALF				
17:12			Defens.Rebound	11 - JIMBO Yasuhiro	9:02			Turnover	14 - OSHIMA Tomohiko
17:06			2 Pt. Miss	6 - MIYAKE Katsumi	9:01			Foul	8 - KORETOMO Keisuke (P4,T7)
17:06		14 - BAYE Philippe	Block Shot		8:56	46-41	14 - BAYE Philippe	2 Pt. MADE	
16:55			2 Pt. Miss	6 - MIYAKE Katsumi	8:56			Assist	
16:54		10 - GUYOT Frederic	Defens.Rebound		8:34		10 - GUYOT Frederic	Turnover	14 - OSHIMA Tomohiko
16:40		15 - LAFFONT Jean Pascal	2 Pt. Miss		8:34			Time Out	Japan
16:38			Defens.Rebound	14 - OSHIMA Tomohiko	8:14	48-41	14 - BAYE Philippe	2 Pt. in the paint	
16:15	38-26		2 Pt. in the paint	6 - MIYAKE Katsumi	8:14		10 - GUYOT Frederic	Assist	
16:15			Assist	8 - KORETOMO Keisuke	7:47		14 - BAYE Philippe (P3,T7)	Foul	
16:15		7 - COURNEIL Jerome (P1,T1)	Foul		7:39			Offensive Foul	14 - OSHIMA Tomohiko (P4,T8)
16:15	38-27		Free Th. MADE	6 - MIYAKE Katsumi	7:39			Turnover	14 - OSHIMA Tomohiko
15:58	40-27	14 - BAYE Philippe	2 Pt. MADE		7:24		8 - BOUSTILA Ouahid	2 Pt. Miss	
15:35		11 - THEREZO Jose (P3,T2)	Foul		7:22			Defens.Rebound	11 - JIMBO Yasuhiro
15:35	40-28		Free Th. MADE	14 - OSHIMA Tomohiko	7:14			2 Pt. Miss	6 - MIYAKE Katsumi
15:35	40-29		Free Th. MADE	14 - OSHIMA Tomohiko	7:13		5 - ABOUKIR Jean-Denis	Defens.Rebound	
15:14			Steal	14 - OSHIMA Tomohiko	6:59	50-41	8 - BOUSTILA Ouahid	2 Pt. in the paint	
15:13		11 - THEREZO Jose	Turnover		6:59		10 - GUYOT Frederic	Assist	
15:10		7 - COURNEIL Jerome (P2,T3)	Foul		6:44			2 Pt. Miss	8 - KORETOMO Keisuke
15:10		France	Time Out		6:41		8 - BOUSTILA Ouahid	Defens.Rebound	
15:10			Free Th. Miss	14 - OSHIMA Tomohiko	6:19		8 - BOUSTILA Ouahid	2 Pt. Miss	
15:10	40-30		Free Th. MADE	14 - OSHIMA Tomohiko	6:16		14 - BAYE Philippe	Offens.Rebound	
14:41		11 - THEREZO Jose	2 Pt. Miss		6:07	52-41	8 - BOUSTILA Ouahid	2 Pt. in the paint	
14:40			Defens.Rebound	11 - JIMBO Yasuhiro	6:07			Time Out	Japan
14:30			Turnover	8 - KORETOMO Keisuke	6:07			Player OUT	6 - MIYAKE Katsumi
14:14			Foul	11 - JIMBO Yasuhiro (P3,T2)	6:07			Player OUT	11 - JIMBO Yasuhiro
14:10		10 - GUYOT Frederic	2 Pt. Miss		6:07			Player IN	10 - IWANO Hiroshi
14:09			Defens.Rebound	11 - JIMBO Yasuhiro	6:07			Player IN	13 - ISHIHARA Masaharu
14:05	40-32		2 Pt. MADE	6 - MIYAKE Katsumi	5:59			Turnover	10 - IWANO Hiroshi
13:17	42-32	14 - BAYE Philippe	2 Pt. in the paint		5:41	54-41	8 - BOUSTILA Ouahid	2 Pt. in the paint	
13:17		10 - GUYOT Frederic	Assist		5:41		14 - BAYE Philippe	Assist	
12:49			2 Pt. Miss	14 - OSHIMA Tomohiko	5:26		14 - BAYE Philippe (P4,T8)	Foul	
12:47		7 - COURNEIL Jerome	Defens.Rebound		5:26			Player OUT	13 - ISHIHARA Masaharu
12:43			Steal	8 - KORETOMO Keisuke	5:26			Player IN	11 - JIMBO Yasuhiro
12:42		7 - COURNEIL Jerome	Turnover		5:26			Player IN	6 - MIYAKE Katsumi
12:42		14 - BAYE Philippe (P2,T4)	Foul		5:26			Player OUT	10 - IWANO Hiroshi
12:42			Free Th. Miss	11 - JIMBO Yasuhiro	5:26			Free Th. Miss	8 - KORETOMO Keisuke
12:42	42-33		Free Th. MADE	11 - JIMBO Yasuhiro	5:26			Free Th. Miss	8 - KORETOMO Keisuke
12:35			Steal	8 - KORETOMO Keisuke	5:26			Defens.Rebound	
12:33		14 - BAYE Philippe	Turnover		5:23		8 - BOUSTILA Ouahid	Turnover	
12:27		11 - THEREZO Jose (P4,T5)	Foul		5:23		8 - BOUSTILA Ouahid	Steal	
12:27		11 - THEREZO Jose	Player OUT		5:19		15 - LAFFONT Jean Pascal	Turnover	
12:27		7 - COURNEIL Jerome	Player OUT		5:17			Turnover	11 - JIMBO Yasuhiro
12:27		5 - ABOUKIR Jean-Denis	Player IN		5:01		14 - BAYE Philippe	2 Pt. Miss	
12:27		8 - BOUSTILA Ouahid	Player IN		4:58			Defens.Rebound	6 - MIYAKE Katsumi
12:27	42-34		Free Th. MADE	11 - JIMBO Yasuhiro	4:57			Offensive Foul	12 - KYOYA Kazuyuki (P3,T9)
12:27	42-35		Free Th. MADE	11 - JIMBO Yasuhiro	4:57			Turnover	12 - KYOYA Kazuyuki
12:02		14 - BAYE Philippe	2 Pt. Miss		4:57			Player OUT	12 - KYOYA Kazuyuki
11:57			Defens.Rebound	12 - KYOYA Kazuyuki	4:57			Player IN	10 - IWANO Hiroshi
11:45	42-37		2 Pt. MADE	14 - OSHIMA Tomohiko	4:48		14 - BAYE Philippe	2 Pt. Miss	
11:45			Assist	6 - MIYAKE Katsumi	4:45			Defens.Rebound	11 - JIMBO Yasuhiro
11:18			Foul	11 - JIMBO Yasuhiro (P4,T3)	4:30	54-43		2 Pt. in the paint	11 - JIMBO Yasuhiro
11:18	43-37	14 - BAYE Philippe	Free Th. MADE		4:30			Assist	6 - MIYAKE Katsumi
11:18	44-37	14 - BAYE Philippe	Free Th. MADE		4:28			Player OUT	8 - KORETOMO Keisuke
10:55	44-39		2 Pt. in the paint	11 - JIMBO Yasuhiro	4:28			Player IN	15 - OIKAWA Shinpei
10:55			Assist	8 - KORETOMO Keisuke	4:28			Player OUT	6 - MIYAKE Katsumi
10:37		15 - LAFFONT Jean Pascal (P2,T6)	Offensive Foul		4:28			Player IN	7 - SASAKI Katsuya
10:37		15 - LAFFONT Jean Pascal	Turnover		4:17			Foul	7 - SASAKI Katsuya (P2,T10)
10:17			2 Pt. Miss	14 - OSHIMA Tomohiko	4:17	55-43	14 - BAYE Philippe	Free Th. MADE	
10:15		14 - BAYE Philippe	Defens.Rebound		4:17	56-43	14 - BAYE Philippe	Free Th. MADE	
10:07			Foul	8 - KORETOMO Keisuke (P2,T4)	4:05			2 Pt. Miss	15 - OIKAWA Shinpei
9:56		14 - BAYE Philippe	2 Pt. Miss		4:03		8 - BOUSTILA Ouahid	Defens.Rebound	
9:54			Defens.Rebound	8 - KORETOMO Keisuke	3:36		8 - BOUSTILA Ouahid	2 Pt. Miss	
9:47			2 Pt. Miss	6 - MIYAKE Katsumi	3:32		5 - ABOUKIR Jean-Denis	Offens.Rebound	
9:33	44-41		2 Pt. in the paint	6 - MIYAKE Katsumi	3:30			Steal	11 - JIMBO Yasuhiro
9:31			Foul	8 - KORETOMO Keisuke (P3,T5)	3:30		5 - ABOUKIR Jean-Denis	Turnover	
9:18			Foul	6 - MIYAKE Katsumi (P1,T6)	3:30		15 - LAFFONT Jean Pascal (P3,T9)	Foul	
9:08		8 - BOUSTILA Ouahid	2 Pt. Miss		3:30			Free Th. Miss	10 - IWANO Hiroshi
9:05			Defens.Rebound	14 - OSHIMA Tomohiko	3:30			Free Th. Miss	10 - IWANO Hiroshi
9:04		14 - BAYE Philippe	Steal		3:28		14 - BAYE Philippe	Defens.Rebound	
					3:18			Foul	10 - IWANO Hiroshi (P2,T11)

Wheelchair Basketball

Wheelchair Basketball

Wheelchair Basketball

Wheelchair Basketball

MEN PRELIMINARY GROUP B PLAY BY PLAY



SAT 21 OCT 2000

SYDNEY SUPERDOME

Time	Score	France	Action	Japan	Time	Score	France	Action	Japan
		SECOND HALF					SECOND HALF		
3:18	57-43	14 - BAYE Philippe	Free Th. MADE		1:04			Offens.Rebound	15 - OIKAWA Shinpei
3:18	58-43	14 - BAYE Philippe	Free Th. MADE		1:04			Turnover	11 - JIMBO Yasuhiro
3:06			Turnover	15 - OIKAWA Shinpei	1:04	5 - ABOUKIR Jean-Denis	Player OUT		
3:06			Time Out	Japan	1:04	12 - HAMELIN David	Player IN		
2:54			Foul	15 - OIKAWA Shinpei (P1,T12)	1:04		Player OUT	15 - OIKAWA Shinpei	
2:54	59-43	14 - BAYE Philippe	Free Th. MADE		1:04		Player IN	9 - SUGASAWA Takao	
2:54	60-43	14 - BAYE Philippe	Free Th. MADE		1:03		Foul	9 - SUGASAWA Takao (P1,T15)	
2:42			2 Pt. Miss	11 - JIMBO Yasuhiro	1:03	4 - SALLEM Riadh	Free Th. Miss		
2:39		5 - ABOUKIR Jean-Denis	Defens.Rebound		1:03	4 - SALLEM Riadh	Free Th. Miss		
2:27	62-43	14 - BAYE Philippe	2 Pt. in the paint		1:00		Defens.Rebound	13 - ISHIHARA Masaharu	
2:27		8 - BOUSTILA Ouahid	Assist		0:38		3 Pt. Miss	9 - SUGASAWA Takao	
2:07		15 - LAFFONT Jean Pascal	Turnover		0:36	6 - LIBMAN Bertrand	Defens.Rebound		
2:07		15 - LAFFONT Jean Pascal	Player OUT		0:34		Unspor. Foul	10 - IWANO Hiroshi (P3,T16)	
2:07		4 - SALLEM Riadh	Player IN		0:34	France	Time Out		
2:02			Foul	7 - SASAKI Katsuya (P3,T13)	0:34	64-43	14 - BAYE Philippe	Free Th. MADE	
2:02			Player OUT	7 - SASAKI Katsuya	0:34	65-43	14 - BAYE Philippe	Free Th. MADE	
2:02			Player OUT	14 - OSHIMA Tomohiko	0:34		14 - BAYE Philippe	Player OUT	
2:02			Player IN	12 - KYOYA Kazuyuki	0:34		9 - FAHRASMANE Mario	Player IN	
2:02			Player IN	13 - ISHIHARA Masaharu	0:19	67-43	10 - GUYOT Frederic	2 Pt. MADE	
2:02	63-43	5 - ABOUKIR Jean-Denis	Free Th. MADE		0:16		Offensive Foul	13 - ISHIHARA Masaharu (P1,T17)	
2:02		5 - ABOUKIR Jean-Denis	Free Th. Miss		0:16		Turnover	13 - ISHIHARA Masaharu	
1:56			Defens.Rebound	11 - JIMBO Yasuhiro	0:06		9 - FAHRASMANE Mario	Turnover	
1:50			Offensive Foul	15 - OIKAWA Shinpei (P2,T14)	0:06		9 - FAHRASMANE Mario (P1,T10)	Foul	
1:50			Turnover	15 - OIKAWA Shinpei	0:06		Free Th. Miss	9 - SUGASAWA Takao	
1:50		8 - BOUSTILA Ouahid	Player OUT		0:06	67-44	Free Th. MADE	9 - SUGASAWA Takao	
1:50		6 - LIBMAN Bertrand	Player IN		0:02		2 Pt. Miss		
1:44		10 - GUYOT Frederic	Turnover		0:00	4 - SALLEM Riadh	Offens.Rebound		
1:43			Turnover	13 - ISHIHARA Masaharu	0:00	10 - GUYOT Frederic	2 Pt. Miss		
1:27		4 - SALLEM Riadh	2 Pt. Miss		0:00	10 - GUYOT Frederic	Offens.Rebound		
1:24			Defens.Rebound	15 - OIKAWA Shinpei	0:00	12 - HAMELIN David	2 Pt. Miss		
1:12			2 Pt. Miss	11 - JIMBO Yasuhiro	0:00	12 - HAMELIN David	2 Pt. Miss		
1:10			Offens.Rebound	13 - ISHIHARA Masaharu	0:00		Block Shot	10 - IWANO Hiroshi	
1:07			2 Pt. Miss	13 - ISHIHARA Masaharu	0:00		Offens.Rebound		
					0:00		END OF PERIOD		

Wheelchair Basketball

Wheelchair Basketball

Wheelchair Basketball

Wheelchair Basketball

PRNWB0000008F.00073 00102115:52V010

MEN PRELIMINARY GROUP A MATCH RESULTS



SAT 21 OCT 2000

THE DOME

Match No: 18

RSA 25 vs 85 CAN

Start Time: 14:15

Attendance: 7168

Referees: RAMOT Itzhack (ISR)
JUNGMANN Hans-Dieter (GER)

CALIGIURI Gabriele (AUS)

Scoring by 5 min intervals:		1.HF				2.HF			
RSA	CAN	7	9	9	12	18	20	25	
		7	21	30	40	52	62	73	85

South Africa (RSA)

No.	Name	MIN	PTS	Field Goals		2 Points		3 Points		Free Throws		Rebounds			AS	ST	TO	BS	PF
				M/A	%	M/A	%	M/A	%	M/A	%	OR	DR	TOT					
* 4	HARTNICK Shaun	28:18	2	1/2	50.0	1/2	50.0					2	2			1			2
5	OHN Aye Htun	16:54										1	1			1			1
* 6	FLEISER Leon	16:14	1	0/2	0.0	0/2	0.0			1/4	25.0					1	2		
7	WILLIAMS Ralph	13:38	1	0/4	0.0	0/4	0.0			1/2	50.0	1		1		1	2		2
8	PAPENFUS Marius	11:17													1	1	5		1
9	WESSELS Duggie	05:13														1	1		
* 10	OESCHGER Kobus	21:32	6	2/8	25.0	2/8	25.0			2/4	50.0		1	1			3		4
11	HOUSTON James	10:39	4	2/4	50.0	2/4	50.0								1				
12	MANYANA Buntu	26:14	4	2/13	15.4	2/12	16.7	0/1	0.0	0/2	0.0	2	6	8			4		1
13	WAITES Grant	04:41		0/2	0.0	0/2	0.0					1		1		1			1
* 14	NORTJE Richard	23:21	7	3/8	37.5	3/8	37.5			1/2	50.0	2	4	6			3		
* 15	VICTOR Joppie	21:59		0/8	0.0	0/7	0.0	0/1	0.0	0/4	0.0	1	2	3	1		1		4
Team Coach																			
TOTALS			25	10/51	19.6	10/49	20.4	0/2	0.0	5/18	27.8	7	16	23	5	5	21		16
Coach		MOORGAS Shawn																	
Assistant Coach		MOORGAS Craig									MOKONE Simon								

Canada (CAN)

No.	Name	MIN	PTS	Field Goals		2 Points		3 Points		Free Throws		Rebounds			AS	ST	TO	BS	PF
				M/A	%	M/A	%	M/A	%	M/A	%	OR	DR	TOT					
* 4	DUREPOS Dave	14:00	11	4/11	36.4	4/9	44.4	0/2	0.0	3/4	75.0	1	1	2	2	1	1	1	2
5	HENDERSON Roy	14:26	6	2/3	66.7	2/3	66.7			2/2	100.0	1	2	3		1	1		
6	TREUER James	14:52	12	5/9	55.6	5/9	55.6			2/6	33.3	2	3	5	3		3		1
7	DENNIS Jeff	09:13	8	3/9	33.3	3/9	33.3			2/4	50.0	6	1	7			2		1
* 8	JOHNSON Joey	15:55	8	4/5	80.0	4/5	80.0			0/3	0.0	1	6	7	3	1		1	1
* 9	NORTON Ross	32:02	6	3/4	75.0	3/4	75.0						5	5	2				2
10	HALL Ken	23:15	4	2/4	50.0	2/4	50.0					1	3	4			1		
11	BORISOFF Jaimie	09:13	2	1/2	50.0	1/2	50.0								2				
12	ANDERSON Patrick	17:11	10	5/9	55.6	5/7	71.4	0/2	0.0			3	10	13	3		3	2	
* 13	STOUTENBURG Chris	15:30	6	3/4	75.0	3/4	75.0			0/1	0.0	1	1	2			1		1
* 14	GAERTNER Travis	16:21	10	4/6	66.7	4/6	66.7			2/5	40.0				1				3
15	PETER Richard	18:02	2	1/3	33.3	1/3	33.3					1	1	2	2	2	2		3
Team Coach																			
TOTALS			85	37/69	53.6	37/65	56.9	0/4	0.0	11/25	44.0	17	33	50	21	5	14	4	14
Coach		FROGLEY Michael																	
Assistant Coach		BOWES Paul									TONELLO Jerry								

	RSA	CAN		RSA	CAN
Points from Turnovers:	2	24	Points in the Paint:	6	66
Biggest Lead:	0	62 (85-23)	Biggest Scoring Run:	4-1 (6-13)	29-2 (44-9)
Second Chance Points:	2	14	Fast Break Points:	2	12
Lead Changes:			Times Tied:		

Legend:
MIN : Minutes Played **M/A** : Made/Attempts **%** : Shooting Percentage **OR** : Offensive Rebounds
DR : Defensive Rebounds **TOT** : Total Rebounds **AS** : Assist **ST** : Steals
TO : Turnovers **BS** : Blocked Shots **PF** : Fouls **PTS** : Points
HF : Half of Time **OT** : Over Time ***** : Starting/Initial

PRNWB00000090.00073 00102115:58V020

MEN PRELIMINARY GROUP B MATCH RESULTS



SAT 21 OCT 2000

SYDNEY SUPERDOME

Match No: 17

FRA 67 vs 44 JPN

Start Time: 14:15

Attendance: 13309

Referees: BURFORD Jonathon (USA)
WALLAART Edwin (NED)

TSOUNTSOURAS Spiridon (GRE)

Scoring by 5 min intervals:		1.HF				2.HF			
FRA		7	17	29	36	40	44	54	67
JPN		9	11	14	22	30	39	41	44

France (FRA)

No.	Name	MIN	PTS	Field Goals		2 Points		3 Points		Free Throws		Rebounds			AS	ST	TO	BS	PF
				M/A	%	M/A	%	M/A	%	M/A	%	OR	DR	TOT					
* 4	SALLEM Riadh	12:41	4	2/4	50.0	2/4	50.0			0/2	0.0	1	1	1					2
* 5	ABOUKIR Jean-Denis	26:04	5	2/3	66.7	2/3	66.7			1/2	50.0	1	2	3		1	2		3
6	LIBMAN Bertrand	01:50											1	1					
7	COURNEIL Jerome	12:52		0/2	0.0	0/2	0.0						3	3			1		2
* 8	BOUSTILA Ouahid	28:00	15	7/16	43.8	7/15	46.7	0/1	0.0	1/2	50.0	1	9	10	4	1	2		3
9	FAHRASMANE Mario	00:34																	1
* 10	GUYOT Frederic	40:00	8	4/11	36.4	4/11	36.4					3	2	5	12	1	3		2
11	THEREZO Jose	22:21	8	4/6	66.7	4/6	66.7					1	3	4	1	1	3		4
12	HAMELIN David	01:04		0/1	0.0	0/1	0.0					2		2					
13	DIXNEUF Lionel																		
* 14	BAYE Philippe	27:15	27	8/19	42.1	8/19	42.1			11/12	91.7	3	6	9	2	2	3	1	4
15	LAFFONT Jean Pascal	27:19		0/1	0.0	0/1	0.0			0/2	0.0					1	2		3
Team Coach																			
TOTALS			67	27/63	42.9	27/62	43.5	0/1	0.0	13/20	65.0	12	26	38	19	7	17	1	24
Coach	SORIANO Jean-Paul																		
Assistant Coach	SCHOENACKER Maurice																		

Japan (JPN)

No.	Name	MIN	PTS	Field Goals		2 Points		3 Points		Free Throws		Rebounds			AS	ST	TO	BS	PF
				M/A	%	M/A	%	M/A	%	M/A	%	OR	DR	TOT					
4	NEGI Shinji																		
5	SHINTANI Hirofumi	07:16		0/1	0.0	0/1	0.0												
* 6	MIYAKE Katsumi	33:33	16	6/16	37.5	6/15	40.0	0/1	0.0	4/7	57.1	2	2	4	3	1	1		1
7	SASAKI Katsuya	03:44																	3
* 8	KORETOMO Keisuke	35:32		0/4	0.0	0/4	0.0			0/4	0.0		7	7	6	3	4		4
9	SUGASAWA Takao	01:04	1	0/1	0.0			0/1	0.0	1/2	50.0								1
* 10	IWANO Hiroshi	14:55								0/2	0.0		3	3			2	1	3
* 11	JIMBO Yasuhiro	38:01	14	5/13	38.5	5/12	41.7	0/1	0.0	4/8	50.0		8	8	1	1	5		4
12	KYOYA Kazuyuki	27:48										1	1	2			3		3
13	ISHIHARA Masaharu	04:01		0/1	0.0	0/1	0.0					1	1	2			2		1
* 14	OSHIMA Tomohiko	30:42	13	3/9	33.3	3/9	33.3			7/9	77.8	1	5	6	1	1	4		4
15	OIKAWA Shinpei	03:24		0/1	0.0	0/1	0.0					1	1	2			2		2
Team Coach																			
TOTALS			44	14/46	30.4	14/43	32.6	0/3	0.0	16/32	50.0	6	28	34	11	6	23	1	26
Coach	KOTAKI Osamu																		
Assistant Coach	OGAWA Tomoki																		
	SAITO Nobuaki																		

	FRA	JPN		FRA	JPN
Points from Turnovers:	16	12	Points in the Paint:	40	18
Biggest Lead:	24 (67-43)	2 (9-7)	Biggest Scoring Run:	23-2 (67-43)	10-2 (37-42)
Second Chance Points:	8	2	Fast Break Points:	4	2
Lead Changes:	2		Times Tied:	2	

Legend:

MIN : Minutes Played **M/A** : Made/Attempts **%** : Shooting Percentage **OR** : Offensive Rebounds
DR : Defensive Rebounds **TOT** : Total Rebounds **AS** : Assist **ST** : Steals
TO : Turnovers **BS** : Blocked Shots **PF** : Fouls **PTS** : Points
HF : Half of Time **OT** : Over Time * : Starting/Initial

PRNWB00000091.00084A 00102115:59V020

France (FRA)

After 3 Matches

No.	Name	G	MIN	MPG	PTS	PPG	Field Goals		2 Points		3 Points		Free Throws		Rebounds			AS	ST	TO	BS	PF
							M/A	%	M/A	%	M/A	%	M/A	%	OR	DR	TOT					
4	SALLEM Riadh	3	30:10	10:03	4	1.3	2/5	40.0	2/5	40.0			0/2	0.0	1	1	2				4	
5	ABOUKIR Jean-Denis	3	67:50	22:36	12	4.0	4/11	36.4	4/11	36.4			4/6	66.7	3	6	9	3	2	5	9	
6	LIBMAN Bertrand	3	27:16	9:05	2	0.7	0/1	0.0	0/1	0.0			2/4	50.0		6	6	1		2	4	
7	COURNEIL Jerome	3	50:33	16:51	6	2.0	3/6	50.0	3/6	50.0			0/6	0.0		6	6	1	1	2	8	
8	BOUSTILA Ouahid	3	62:49	20:56	36	12.0	16/38	42.1	15/35	42.9	1/3	33.3	3/11	27.3	5	15	20	4	3	5	1	9
9	FAHRASMANE Mario	2	18:57	9:28	6	3.0	2/8	25.0	2/8	25.0			2/6	33.3	1	3	4	2	1	4	6	
10	GUYOT Frederic	3	111:37	37:12	19	6.3	9/24	37.5	9/24	37.5			1/2	50.0	6	7	13	22	3	10	8	
11	THEREZO Jose	3	57:21	19:07	24	8.0	9/16	56.3	9/16	56.3			6/10	60.0	7	8	15	5	4	6	1	8
12	HAMELIN David	1	1:04	1:04			0/1	0.0	0/1	0.0					2		2					
13	DIXNEUF Lionel																					
14	BAYE Philippe	3	86:15	28:45	70	23.3	24/59	40.7	24/53	45.3	0/6	0.0	22/30	73.3	6	24	30	4	2	4	1	10
15	LAFFONT Jean Pascal	3	86:08	28:42	2	0.7	1/3	33.3	1/2	50.0	0/1	0.0	0/4	0.0	1	2	3		1	3		8
Team/Coach																						
TOTALS					181	60.3	70/172	40.7	69/162	42.6	1/10	10.0	40/81	49.4	32	78	110	42	17	41	3	74
OPPONENTS					148	49.3	51/150	34.0	49/137	35.8	2/13	15.4	44/83	53.0	23	79	102	31	11	52	2	77

	FRA	OPPONENTS
Points from Turnovers	40	29
Points in the Paint	98	66
Second Chance Points	23	23
Fast Break Points	6	8

AVERAGES PER GAME

	FRA	OPPONENTS
Total Field Goals Made	23.3	17.0
2 Points Field Goals Made	23.0	16.3
3 Points Field Goals Made	0.3	0.7
Free Throws Made	13.3	14.7
Offensive Rebounds	10.7	7.7
Deffensive Rebounds	26.0	26.3
Total Rebounds	36.7	34.0
Assists	14.0	10.3
Steals	5.7	3.7
Turnovers	13.7	17.3
Blocked Shots	1.0	0.7
Fouls	24.7	25.7
Points from Turnovers	13.3	9.7
Points in the Paint	32.7	22.0
Second Chance Points	7.7	7.7
Fast Break Points	2.0	2.7

Legend:

G : Games Played	MIN : Minutes Played	MPG : Minutes Played per Game	PTS : Points
PPG : Points per Game	M/A : Made/Attempts	% : Shooting Percentage	OR : Offensive Rebounds
DR : Defensive Rebounds	TOT : Total Rebounds	AS : Assists	ST : Steals
TO : Turnovers	BS : Blocked Shots	PF : Fouls	

PRNWB00000092.00084A 00102116:00V020

Japan (JPN)

After 3 Matches

No.	Name	G	MIN	MPG	PTS	PPG	Field Goals		2 Points		3 Points		Free Throws		Rebounds			AS	ST	TO	BS	PF
							M/A	%	M/A	%	M/A	%	M/A	%	OR	DR	TOT					
4	NEGI Shinji																					
5	SHINTANI Hirofumi	3	19:16	6:25			0/3	0.0	0/2	0.0	0/1	0.0			1		1					
6	MIYAKE Katsumi	3	105:46	35:15	37	12.3	15/53	28.3	14/42	33.3	1/11	9.1	6/9	66.7	4	9	13	5	2	5	7	
7	SASAKI Katsuya	3	11:31	3:50																1	4	
8	KORETOMO Keisuke	3	107:45	35:55	20	6.7	7/26	26.9	4/17	23.5	3/9	33.3	3/10	30.0	3	15	18	13	8	11	11	
9	SUGASAWA Takao	2	5:55	2:57	1	0.5	0/5	0.0	0/3	0.0	0/2	0.0	1/2	50.0							1	
10	IWANO Hiroshi	3	49:50	16:36	4	1.3	2/5	40.0	2/5	40.0			0/4	0.0	1	5	6			3	1	7
11	JIMBO Yasuhiro	3	118:01	39:20	33	11.0	12/30	40.0	12/29	41.4	0/1	0.0	9/17	52.9	2	17	19	3	4	7	12	
12	KYOYA Kazuyuki	3	72:53	24:17			0/2	0.0	0/1	0.0	0/1	0.0			1	5	6			4	5	
13	ISHIHARA Masaharu	1	4:01	4:01			0/1	0.0	0/1	0.0					1	1	2			2	1	
14	OSHIMA Tomohiko	3	98:42	32:54	37	12.3	12/34	35.3	12/32	37.5	0/2	0.0	13/20	65.0	5	14	19	6	3	11	1	14
15	OIKAWA Shinpei	3	6:20	2:06			0/5	0.0	0/3	0.0	0/2	0.0			1	2	3			3	2	
Team/Coach																						
TOTALS					132	44.0	48/164	29.3	44/135	32.6	4/29	13.8	32/62	51.6	19	68	87	27	17	47	2	64
OPPONENTS					193	64.3	81/179	45.3	79/169	46.7	2/10	20.0	29/53	54.7	35	87	122	54	17	46	3	61

AVERAGES PER GAME

	JPN	OPPONENTS
Points from Turnovers	30	42
Points in the Paint	62	118
Second Chance Points	6	30
Fast Break Points	14	28

	JPN	OPPONENTS
Total Field Goals Made	16.0	27.0
2 Points Field Goals Made	14.7	26.3
3 Points Field Goals Made	1.3	0.7
Free Throws Made	10.7	9.7
Offensive Rebounds	6.3	11.7
Deffensive Rebounds	22.7	29.0
Total Rebounds	29.0	40.7
Assists	9.0	18.0
Steals	5.7	5.7
Turnovers	15.7	15.3
Blocked Shots	0.7	1.0
Fouls	21.3	20.3
Points from Turnovers	10.0	14.0
Points in the Paint	20.7	39.3
Second Chance Points	2.0	10.0
Fast Break Points	4.7	9.3

Legend:

G : Games Played	MIN : Minutes Played	MPG : Minutes Played per Game	PTS : Points
PPG : Points per Game	M/A : Made/Attempts	% : Shooting Percentage	OR : Offensive Rebounds
DR : Defensive Rebounds	TOT : Total Rebounds	AS : Assists	ST : Steals
TO : Turnovers	BS : Blocked Shots	PF : Fouls	

PRNWB00000093.00073 00102117:04V010

MEN PRELIMINARY GROUP A MATCH RESULTS



SAT 21 OCT 2000

SYDNEY SUPERDOME

Match No: 19

GER 28 vs 32 USA

Start Time: 16:15

Attendance:

Referees: ESHENKO Vladimer (CAN)
BHANIA Balwant (GBR)

DEWELL Ross (AUS)

FIRST HALF

Scoring by 5 min intervals: **GER**
USA

4	6	19	28
8	15	20	32

Germany (GER)

No.	Name	MIN	PTS	Field Goals		2 Points		3 Points		Free Throws		Rebounds			AS	ST	TO	BS	PF
				M/A	%	M/A	%	M/A	%	M/A	%	OR	DR	TOT					
4	SCHWARZ Ralf																		
* 5	HUEBNER Lars	09:32		0/2	0.0	0/2	0.0					1		1					1
6	SNIEGOCKI Markus																		
7	FISCHER Thomas	12:23	6	3/3	100.0	3/3	100.0									1			2
8	WIMMERS Guido	12:23	8	3/7	42.9	3/7	42.9			2/4	50.0	1	7	8					3
9	HABERKORN Markus																		
10	LEONHARDT Joerg																		
* 11	OTTO Martin	09:32	4	2/3	66.7	2/3	66.7									1			2
* 12	THALHEIM Dirk	18:05	8	4/8	50.0	4/8	50.0					2	1	3			1		1
* 13	CHRISTINK Lars	20:00	2	0/6	0.0	0/6	0.0			2/2	100.0								2
14	COSKUN Ahmet																		
* 15	KOEHLER Dirk	18:05		0/3	0.0	0/3	0.0						5	5					3
Team Coach																			
TOTALS			28	12/32	37.5	12/32	37.5			4/6	66.7	4	13	17	9	1	2		14
Coach		ROEMER Gerd																	
Assistant Coach																			

United States of America (USA)

No.	Name	MIN	PTS	Field Goals		2 Points		3 Points		Free Throws		Rebounds			AS	ST	TO	BS	PF
				M/A	%	M/A	%	M/A	%	M/A	%	OR	DR	TOT					
4	BARBER Eric																		
* 5	JUETTE Melvin Sean	20:00		0/1	0.0	0/1	0.0						1	1	6		1		
6	TEW Steve																		
7	GILL JR Chuck																		
8	HERNANDEZ William																		
* 9	WALLER William Henry	12:48	5	2/4	50.0	2/4	50.0			1/2	50.0		4	4				1	3
* 10	SCHLAPPI Mike Palmer	20:00	1	0/2	0.0	0/2	0.0			1/2	50.0		1	1					2
* 11	SCHULTE Paul	16:09	11	3/4	75.0	2/3	66.7	1/1	100.0	4/8	50.0		1	1	2				2
12	KILEY David Paul	04:48		0/1	0.0	0/1	0.0						1	1	1				
13	BELL Curtis																		
14	JOHNSON Larry	06:15	6	3/4	75.0	3/4	75.0						1	1					
* 15	GLASBRENNER Jeffrey James	20:00	9	4/5	80.0	4/5	80.0			1/5	20.0		8	8			1	1	1
Team Coach																			
TOTALS			32	12/21	57.1	11/20	55.0	1/1	100.0	7/17	41.2		17	17	9	1	2	1	8
Coach		BYRNES Dan																	
Assistant Coach		BURNS Frank																	
		PHILLIPS Mo																	

	GER	USA
Points from Turnovers:	2	2
Biggest Lead:	2 (2-0)	9 (13-4)
Second Chance Points:	2	
Lead Changes:	1	

	GER	USA
Points in the Paint:	22	14
Biggest Scoring Run:	6-0 (19-20)	11-0 (13-4)
Fast Break Points:	8	
Times Tied:	3	

Legend:

MIN : Minutes Played **M/A** : Made/Attempts **%** : Shooting Percentage **OR** : Offensive Rebounds
DR : Defensive Rebounds **TOT** : Total Rebounds **AS** : Assist **ST** : Steals
TO : Turnovers **BS** : Blocked Shots **PF** : Fouls **PTS** : Points
HF : Half of Time **OT** : Over Time * : Starting/Initial

Wheelchair Basketball

PRNWB00000094.00069 00102117:50V010

Match No: 19

GER 46 vs 58 USA

Start Time: 16:15

Attendance: 4328

Referees: ESHENKO Vladimer (CAN)
BHANIA Balwant (GBR)

DEWELL Ross (AUS)

Scoring by 5 min intervals:	GER USA	1.HF				2.HF			
		4	6	19	28	34	38	42	46
		8	15	20	32	36	40	47	58

Time	Score	Germany		Action	United States		Time	Score	Germany		Action	United States	
		FIRST HALF			FIRST HALF				FIRST HALF				
20:00		5 - HUEBNER Lars		Player IN			12:56	4-12			Free Th. MADE	10 - SCHLAPPI Mike Palmer	
20:00		11 - OTTO Martin		Player IN			12:37		12 - THALHEIM Dirk		2 Pt. Miss		
20:00		12 - THALHEIM Dirk		Player IN			12:35				Defens.Rebound	15 - GLASBRENNER J.J.	
20:00		13 - CHRISTINK Lars		Player IN			12:23		15 - KOEHLER Dirk (P1,T3)		Foul		
20:00		15 - KOEHLER Dirk		Player IN			12:23		12 - THALHEIM Dirk		Player OUT		
20:00				Player IN	5 - JUETTE Melvin Sean		12:23		15 - KOEHLER Dirk		Player OUT		
20:00				Player IN	9 - WALLER William Henry		12:23		7 - FISCHER Thomas		Player IN		
20:00				Player IN	10 - SCHLAPPI Mike Palmer		12:23		8 - WIMMERS Guido		Player IN		
20:00				Player IN	11 - SCHULTE Paul		12:23				Free Th. Miss	11 - SCHULTE Paul	
20:00				Player IN	15 - GLASBRENNER J.J.		12:23				Free Th. MADE	11 - SCHULTE Paul	
19:42	2-0	11 - OTTO Martin		2 Pt. in the paint			11:54	4-13			Foul	10 - SCHLAPPI Mike Palmer (P1,T4)	
19:42		12 - THALHEIM Dirk		Assist			11:54	5-13	13 - CHRISTINK Lars		Free Th. MADE		
19:25				Turnover	15 - GLASBRENNER J.J.		11:54	6-13	13 - CHRISTINK Lars		Free Th. MADE		
19:23				Foul	15 - GLASBRENNER J.J. (P1,T1)		11:40		11 - OTTO Martin (P1,T4)		Foul		
19:10		13 - CHRISTINK Lars		2 Pt. Miss			11:40				Free Th. Miss	11 - SCHULTE Paul	
19:08				Defens.Rebound	11 - SCHULTE Paul		11:40				Free Th. Miss	11 - SCHULTE Paul	
18:55	2-2			2 Pt. in the paint	15 - GLASBRENNER J.J.		11:37		8 - WIMMERS Guido		Defens.Rebound		
18:55				Assist	5 - JUETTE Melvin Sean		11:20		5 - HUEBNER Lars		2 Pt. Miss		
18:19		13 - CHRISTINK Lars		2 Pt. Miss			11:17				Defens.Rebound	9 - WALLER William Henry	
18:16		12 - THALHEIM Dirk		Offens.Rebound			11:11		8 - WIMMERS Guido (P1,T5)		Foul		
18:16		12 - THALHEIM Dirk		2 Pt. Miss			11:03				2 Pt. Miss	9 - WALLER William Henry	
18:13				Defens.Rebound	15 - GLASBRENNER J.J.		11:01		8 - WIMMERS Guido		Defens.Rebound		
17:55		11 - OTTO Martin		Steal			10:42		5 - HUEBNER Lars		2 Pt. Miss		
17:53				Turnover	5 - JUETTE Melvin Sean		10:40				Defens.Rebound	9 - WALLER William Henry	
17:42	4-2	11 - OTTO Martin		2 Pt. in the paint			10:28	6-15			2 Pt. in the paint	9 - WALLER William Henry	
17:42		12 - THALHEIM Dirk		Assist			10:28				Assist	11 - SCHULTE Paul	
17:25	4-4			2 Pt. MADE	11 - SCHULTE Paul		10:28		11 - OTTO Martin (P2,T6)		Foul		
16:55		15 - KOEHLER Dirk		2 Pt. Miss			10:28		11 - OTTO Martin		Player OUT		
16:48		5 - HUEBNER Lars		Offens.Rebound			10:28		12 - THALHEIM Dirk		Player IN		
16:45		15 - KOEHLER Dirk		2 Pt. Miss			10:28		5 - HUEBNER Lars		Player OUT		
16:44				Defens.Rebound	15 - GLASBRENNER J.J.		10:28		15 - KOEHLER Dirk		Player IN		
16:23				2 Pt. Miss	10 - SCHLAPPI Mike Palmer		10:28				Free Th. Miss	9 - WALLER William Henry	
16:22		12 - THALHEIM Dirk		Defens.Rebound			10:26		8 - WIMMERS Guido		Defens.Rebound		
16:06		13 - CHRISTINK Lars		2 Pt. Miss			9:54	8-15	8 - WIMMERS Guido		2 Pt. in the paint	15 - GLASBRENNER J.J.	
16:04				Block Shot	9 - WALLER William Henry		9:54				Foul	9 - WALLER William Henry (P2,T5)	
16:04				Defens.Rebound	10 - SCHLAPPI Mike Palmer		9:54		8 - WIMMERS Guido		Free Th. Miss		
16:04		13 - CHRISTINK Lars (P1,T1)		Foul			9:52				Defens.Rebound	15 - GLASBRENNER J.J.	
15:49	4-6			2 Pt. in the paint	15 - GLASBRENNER J.J.		9:41	8-17			2 Pt. in the paint	15 - GLASBRENNER J.J.	
15:49				Assist	11 - SCHULTE Paul		9:41				Assist	5 - JUETTE Melvin Sean	
15:38				Foul	9 - WALLER William Henry (P1,T2)		9:29		Germany		Fast Break		
15:18		13 - CHRISTINK Lars		2 Pt. Miss			9:23	10-17	7 - FISCHER Thomas		2 Pt. in the paint		
15:16				Defens.Rebound	15 - GLASBRENNER J.J.		9:23		12 - THALHEIM Dirk		Assist		
15:06				2 Pt. MADE	11 - SCHULTE Paul		9:04		8 - WIMMERS Guido (P2,T7)		Foul		
14:47	4-8	12 - THALHEIM Dirk		2 Pt. Miss			9:04				Player OUT	9 - WALLER William Henry	
14:45				Defens.Rebound	9 - WALLER William Henry		9:04				Player IN	12 - KILEY David Paul	
14:31	4-11			3 Pt. MADE	11 - SCHULTE Paul		8:48				2 Pt. Miss	11 - SCHULTE Paul	
14:31				Assist	5 - JUETTE Melvin Sean		8:46		8 - WIMMERS Guido		Defens.Rebound		
14:31		Germany		Time Out			8:25	12-17	8 - WIMMERS Guido		2 Pt. in the paint		
14:19				Steal	15 - GLASBRENNER J.J.		8:25		13 - CHRISTINK Lars		Assist		
14:16		12 - THALHEIM Dirk		Turnover			8:25				Foul	11 - SCHULTE Paul (P2,T6)	
13:51				2 Pt. Miss	5 - JUETTE Melvin Sean		8:25	13-17	8 - WIMMERS Guido		Free Th. MADE		
13:49		15 - KOEHLER Dirk		Defens.Rebound			8:07		12 - THALHEIM Dirk (P1,T8)		Foul		
13:27				Foul	11 - SCHULTE Paul (P1,T3)		8:07				Free Th. Miss	11 - SCHULTE Paul	
13:04		11 - OTTO Martin		2 Pt. Miss			8:07	13-18			Free Th. MADE	11 - SCHULTE Paul	
13:01				Defens.Rebound	9 - WALLER William Henry		8:07				Player OUT	11 - SCHULTE Paul	
12:56		5 - HUEBNER Lars (P1,T2)		Foul			8:07				Player IN	14 - JOHNSON Larry	
12:56				Free Th. Miss	10 - SCHLAPPI Mike Palmer		7:54		13 - CHRISTINK Lars		2 Pt. Miss		

Wheelchair Basketball

MEN PRELIMINARY GROUP A PLAY BY PLAY

SAT 21 OCT 2000

SYDNEY SUPERDOME

Time	Score	Germany	Action	United States	Time	Score	Germany	Action	United States
FIRST HALF					FIRST HALF				
7:52		8 - WIMMERS Guido	Offens.Rebound		0:41			Player IN	14 - JOHNSON Larry
7:52		8 - WIMMERS Guido	2 Pt. Miss		0:41	26-30	8 - WIMMERS Guido	Free Th. MADE	
7:49		13 - CHRISTINK Lars	2 Pt. Miss		0:41		8 - WIMMERS Guido	Free Th. Miss	
7:47	13-20		Defens.Rebound	5 - JUETTE Melvin Sean	0:39			Defens.Rebound	15 - GLASBRENNER J.J.
7:34			2 Pt. MADE	14 - JOHNSON Larry	0:27		13 - CHRISTINK Lars (P2,T14)	Foul	
7:34			Assist	5 - JUETTE Melvin Sean	0:27	26-31		Free Th. MADE	11 - SCHULTE Paul
7:05		8 - WIMMERS Guido	2 Pt. Miss		0:27	26-32		Free Th. MADE	11 - SCHULTE Paul
7:02			Defens.Rebound	12 - KILEY David Paul	0:00	28-32	8 - WIMMERS Guido	2 Pt. MADE	
6:40			2 Pt. Miss	12 - KILEY David Paul	0:00		12 - THALHEIM Dirk	Assist	
6:37		15 - KOEHLER Dirk	Defens.Rebound		SECOND HALF				
6:30		Germany	Fast Break		20:00		15 - KOEHLER Dirk	Player IN	
6:27	15-20	12 - THALHEIM Dirk	2 Pt. in the paint		20:00		7 - FISCHER Thomas	Player IN	
6:27		13 - CHRISTINK Lars	Assist		20:00		8 - WIMMERS Guido	Player IN	
6:12		8 - WIMMERS Guido (P3,T9)	Foul		20:00		12 - THALHEIM Dirk	Player IN	
6:12		Germany	Time Out		20:00		13 - CHRISTINK Lars	Player IN	
6:12			Free Th. Miss	15 - GLASBRENNER J.J.	20:00			Player IN	15 - GLASBRENNER J.J.
6:12			Free Th. Miss	15 - GLASBRENNER J.J.	20:00			Player IN	14 - JOHNSON Larry
6:11		8 - WIMMERS Guido	Defens.Rebound		20:00			Player IN	12 - KILEY David Paul
5:52	17-20	7 - FISCHER Thomas	2 Pt. in the paint		20:00			Player IN	11 - SCHULTE Paul
5:52		13 - CHRISTINK Lars	Assist		20:00			Player IN	4 - BARBER Eric
5:29			2 Pt. Miss	10 - SCHLAPPI Mike Palmer	19:49	28-34		2 Pt. in the paint	15 - GLASBRENNER J.J.
5:27		15 - KOEHLER Dirk	Defens.Rebound		19:49			Assist	11 - SCHULTE Paul
5:12		Germany	Fast Break		19:26		8 - WIMMERS Guido	2 Pt. Miss	
5:09	19-20	12 - THALHEIM Dirk	2 Pt. in the paint		19:24			Defens.Rebound	15 - GLASBRENNER J.J.
5:09		13 - CHRISTINK Lars	Assist		19:18		8 - WIMMERS Guido (P4,T1)	Foul	
4:47	19-22		2 Pt. in the paint	14 - JOHNSON Larry	19:18			Free Th. Miss	15 - GLASBRENNER J.J.
4:47			Assist	12 - KILEY David Paul	19:18			Free Th. MADE	15 - GLASBRENNER J.J.
4:31	21-22	7 - FISCHER Thomas	2 Pt. in the paint		19:03	28-35		Foul	15 - GLASBRENNER J.J. (P2,T1)
4:31		12 - THALHEIM Dirk	Assist		19:03	29-35	15 - KOEHLER Dirk	Free Th. MADE	
4:16		15 - KOEHLER Dirk (P2,T10)	Foul		19:03	30-35	15 - KOEHLER Dirk	Free Th. MADE	
4:16			Player OUT	12 - KILEY David Paul	18:48			2 Pt. Miss	12 - KILEY David Paul
4:16			Player IN	11 - SCHULTE Paul	18:37		13 - CHRISTINK Lars	Turnover	
4:16			Free Th. Miss	15 - GLASBRENNER J.J.	18:18			2 Pt. Miss	11 - SCHULTE Paul
4:16	21-23		Free Th. MADE	15 - GLASBRENNER J.J.	18:16		15 - KOEHLER Dirk	Defens.Rebound	
3:51		8 - WIMMERS Guido	2 Pt. Miss		18:01		13 - CHRISTINK Lars	2 Pt. Miss	
3:48		12 - THALHEIM Dirk	Offens.Rebound		17:58			Defens.Rebound	12 - KILEY David Paul
3:46	23-23	12 - THALHEIM Dirk	2 Pt. in the paint		17:52			2 Pt. Miss	14 - JOHNSON Larry
3:34	23-25		2 Pt. MADE	14 - JOHNSON Larry	17:49		7 - FISCHER Thomas	Defens.Rebound	
3:04		8 - WIMMERS Guido	2 Pt. Miss		17:27			Steal	15 - GLASBRENNER J.J.
3:02			Defens.Rebound	14 - JOHNSON Larry	17:25		13 - CHRISTINK Lars	Turnover	
2:50			2 Pt. Miss	14 - JOHNSON Larry	17:24		13 - CHRISTINK Lars (P3,T2)	Foul	
2:48		15 - KOEHLER Dirk	Defens.Rebound		17:24			Free Th. Miss	11 - SCHULTE Paul
2:33			Foul	10 - SCHLAPPI Mike Palmer (P2,T7)	17:24	30-36		Free Th. MADE	11 - SCHULTE Paul
2:33			Player OUT	14 - JOHNSON Larry	17:14			Foul	12 - KILEY David Paul (P1,T2)
2:33			Player IN	9 - WALLER William Henry	17:11		15 - KOEHLER Dirk	2 Pt. Miss	
2:27		15 - KOEHLER Dirk	2 Pt. Miss		17:08			Defens.Rebound	15 - GLASBRENNER J.J.
2:25			Defens.Rebound	15 - GLASBRENNER J.J.	16:55			2 Pt. Miss	12 - KILEY David Paul
2:08			2 Pt. Miss	9 - WALLER William Henry	16:53		8 - WIMMERS Guido	Defens.Rebound	
2:04		8 - WIMMERS Guido	Defens.Rebound		16:41	32-36	8 - WIMMERS Guido	2 Pt. in the paint	
1:50		12 - THALHEIM Dirk	2 Pt. Miss		16:41		12 - THALHEIM Dirk	Assist	
1:49			Defens.Rebound	15 - GLASBRENNER J.J.	16:22			Turnover	15 - GLASBRENNER J.J.
1:41	23-27		2 Pt. in the paint	9 - WALLER William Henry	16:10		7 - FISCHER Thomas	2 Pt. Miss	
1:41			Assist	5 - JUETTE Melvin Sean	16:08			Defens.Rebound	15 - GLASBRENNER J.J.
1:41		7 - FISCHER Thomas (P1,T11)	Foul		15:52			2 Pt. Miss	14 - JOHNSON Larry
1:41			Time Out	United States	15:50		8 - WIMMERS Guido	Defens.Rebound	
1:41	23-28		Free Th. MADE	9 - WALLER William Henry	15:31	34-36	8 - WIMMERS Guido	2 Pt. MADE	
1:26		7 - FISCHER Thomas (P2,T12)	Offensive Foul		15:31		12 - THALHEIM Dirk	Assist	
1:26		7 - FISCHER Thomas	Turnover		15:15			2 Pt. Miss	12 - KILEY David Paul
1:11	23-30		2 Pt. in the paint	15 - GLASBRENNER J.J.	15:12			Offens.Rebound	11 - SCHULTE Paul
1:11			Assist	5 - JUETTE Melvin Sean	15:01			Turnover	4 - BARBER Eric
1:11		15 - KOEHLER Dirk (P3,T13)	Foul		14:46		8 - WIMMERS Guido	2 Pt. Miss	
1:11			Free Th. Miss	15 - GLASBRENNER J.J.	14:44			Defens.Rebound	12 - KILEY David Paul
1:09		15 - KOEHLER Dirk	Defens.Rebound		14:34			2 Pt. Miss	12 - KILEY David Paul
1:01		Germany	Fast Break		14:32			Offens.Rebound	15 - GLASBRENNER J.J.
0:59	25-30	12 - THALHEIM Dirk	2 Pt. in the paint		14:30	34-38		2 Pt. in the paint	15 - GLASBRENNER J.J.
0:42			2 Pt. Miss	15 - GLASBRENNER J.J.	14:13	36-38	8 - WIMMERS Guido	2 Pt. in the paint	
0:41		8 - WIMMERS Guido	Defens.Rebound		14:13		15 - KOEHLER Dirk	Assist	
0:41			Foul	9 - WALLER William Henry (P3,T8)	13:53			2 Pt. Miss	11 - SCHULTE Paul
0:41			Player OUT	9 - WALLER William Henry	13:50		8 - WIMMERS Guido	Defens.Rebound	

Wheelchair Basketball

Wheelchair Basketball

Wheelchair Basketball

Wheelchair Basketball

MEN PRELIMINARY GROUP A PLAY BY PLAY



SAT 21 OCT 2000

SYDNEY SUPERDOME

Time	Score	Germany	Action	United States	Time	Score	Germany	Action	United States
SECOND HALF					SECOND HALF				
13:30		8 - WIMMERS Guido	2 Pt. Miss		7:19	42-44	12 - THALHEIM Dirk	2 Pt. in the paint	
13:28			Defens.Rebound	15 - GLASBRENNER J.J.	7:07			2 Pt. Miss	13 - BELL Curtis
13:14			2 Pt. Miss	12 - KILEY David Paul	7:04			Offens.Rebound	9 - WALLER William Henry
13:12		13 - CHRISTINK Lars	Defens.Rebound		7:04			2 Pt. Miss	9 - WALLER William Henry
12:57		13 - CHRISTINK Lars	2 Pt. Miss		7:02			Offens.Rebound	9 - WALLER William Henry
12:55			Defens.Rebound	15 - GLASBRENNER J.J.	7:01		11 - OTTO Martin (P3,T6)	Foul	
12:51			Fast Break	United States	7:01			Free Th. Miss	9 - WALLER William Henry
12:49	36-40		2 Pt. in the paint	11 - SCHULTE Paul	7:01	42-45		Free Th. MADE	9 - WALLER William Henry
12:49			Assist	15 - GLASBRENNER J.J.	6:43			Foul	13 - BELL Curtis (P1,T4)
12:34		7 - FISCHER Thomas	2 Pt. Miss		6:43			Player OUT	4 - BARBER Eric
12:31		13 - CHRISTINK Lars	Offens.Rebound		6:43			Player IN	5 - JUETTE Melvin Sean
12:16		7 - FISCHER Thomas	2 Pt. Miss		6:43			Player OUT	14 - JOHNSON Larry
12:14			Defens.Rebound	11 - SCHULTE Paul	6:43			Player IN	10 - SCHLAPPI Mike Palmer
11:57			Turnover	4 - BARBER Eric	6:34		7 - FISCHER Thomas	Turnover	
11:43	38-40	7 - FISCHER Thomas	2 Pt. in the paint		6:23			2 Pt. Miss	13 - BELL Curtis
11:43		13 - CHRISTINK Lars	Assist		6:21		11 - OTTO Martin	Defens.Rebound	
11:26			2 Pt. Miss	14 - JOHNSON Larry	6:08		11 - OTTO Martin	2 Pt. Miss	
11:24			Offens.Rebound	14 - JOHNSON Larry	6:06			Defens.Rebound	10 - SCHLAPPI Mike Palmer
11:22			2 Pt. Miss	14 - JOHNSON Larry	5:40	42-47		2 Pt. MADE	11 - SCHULTE Paul
11:20		15 - KOEHLER Dirk	Defens.Rebound		5:21			2 Pt. Miss	
11:05		15 - KOEHLER Dirk	2 Pt. Miss		5:19		7 - FISCHER Thomas	Defens.Rebound	13 - BELL Curtis
11:03			Defens.Rebound	15 - GLASBRENNER J.J.	5:14		11 - OTTO Martin (P4,T7)	Foul	
10:52			2 Pt. Miss	11 - SCHULTE Paul	5:14			Player OUT	13 - BELL Curtis
10:50		15 - KOEHLER Dirk	Defens.Rebound		5:14			Player IN	15 - GLASBRENNER J.J.
10:35			Foul	14 - JOHNSON Larry (P1,T3)	5:14		11 - OTTO Martin	Player OUT	
10:35		15 - KOEHLER Dirk	Player OUT		5:14		8 - WIMMERS Guido	Player IN	
10:35		14 - COSKUN Ahmet	Player IN		4:58			2 Pt. Miss	10 - SCHLAPPI Mike Palmer
10:35			Player OUT	12 - KILEY David Paul	4:56			Offens.Rebound	15 - GLASBRENNER J.J.
10:35			Player IN	9 - WALLER William Henry	4:55	42-49		2 Pt. MADE	15 - GLASBRENNER J.J.
10:18		8 - WIMMERS Guido	Turnover		4:32			Foul	5 - JUETTE Melvin Sean (P1,T5)
10:10			2 Pt. Miss	15 - GLASBRENNER J.J.	4:28		13 - CHRISTINK Lars	2 Pt. Miss	
10:09		8 - WIMMERS Guido	Defens.Rebound		4:26			Defens.Rebound	15 - GLASBRENNER J.J.
10:01		8 - WIMMERS Guido	2 Pt. Miss		4:21			Fast Break	United States
9:59			Defens.Rebound	15 - GLASBRENNER J.J.	4:19	42-51		2 Pt. in the paint	11 - SCHULTE Paul
9:41	38-42		2 Pt. in the paint	15 - GLASBRENNER J.J.	3:46		13 - CHRISTINK Lars	2 Pt. Miss	
9:41			Assist	14 - JOHNSON Larry	3:44			Defens.Rebound	15 - GLASBRENNER J.J.
9:41		Germany	Time Out		3:26	42-53		2 Pt. MADE	11 - SCHULTE Paul
9:41		8 - WIMMERS Guido	Player OUT		3:25		Germany	Time Out	
9:41		11 - OTTO Martin	Player IN		3:10		7 - FISCHER Thomas	2 Pt. Miss	
9:25			Steal	14 - JOHNSON Larry	3:08			Defens.Rebound	10 - SCHLAPPI Mike Palmer
9:23		13 - CHRISTINK Lars	Turnover		2:47			2 Pt. Miss	15 - GLASBRENNER J.J.
9:21		14 - COSKUN Ahmet (P1,T3)	Foul		2:45		8 - WIMMERS Guido	Defens.Rebound	
9:21			Player OUT	15 - GLASBRENNER J.J.	2:23		13 - CHRISTINK Lars	2 Pt. Miss	
9:21			Player IN	13 - BELL Curtis	2:21			Defens.Rebound	9 - WALLER William Henry
9:12	38-44		2 Pt. MADE	14 - JOHNSON Larry	2:00	42-55		2 Pt. MADE	15 - GLASBRENNER J.J.
9:12		12 - THALHEIM Dirk (P2,T4)	Foul		2:00			Assist	11 - SCHULTE Paul
9:12		14 - COSKUN Ahmet	Player OUT		2:00			Time Out	United States
9:12		15 - KOEHLER Dirk	Player IN		1:44		8 - WIMMERS Guido	2 Pt. Miss	
9:12			Free Th. Miss	14 - JOHNSON Larry	1:42		12 - THALHEIM Dirk	Offens.Rebound	
9:10		12 - THALHEIM Dirk	Defens.Rebound		1:42	44-55	12 - THALHEIM Dirk	Tap MADE	
8:56	40-44	12 - THALHEIM Dirk	2 Pt. in the paint		1:28	44-57		2 Pt. in the paint	9 - WALLER William Henry
8:56		13 - CHRISTINK Lars	Assist		1:28			Assist	5 - JUETTE Melvin Sean
8:43		12 - THALHEIM Dirk (P3,T5)	Foul		1:07	46-57	12 - THALHEIM Dirk	2 Pt. in the paint	
8:43			Free Th. Miss	11 - SCHULTE Paul	1:07		13 - CHRISTINK Lars	Assist	
8:43			Free Th. Miss	11 - SCHULTE Paul	0:39			2 Pt. Miss	11 - SCHULTE Paul
8:40		15 - KOEHLER Dirk	Defens.Rebound		0:37		15 - KOEHLER Dirk	Defens.Rebound	
8:27		12 - THALHEIM Dirk	2 Pt. Miss		0:29		13 - CHRISTINK Lars	2 Pt. Miss	
8:25		12 - THALHEIM Dirk	Offens.Rebound		0:27			Defens.Rebound	11 - SCHULTE Paul
8:25		12 - THALHEIM Dirk	2 Pt. Miss		0:26		13 - CHRISTINK Lars (P4,T8)	Foul	
8:20		13 - CHRISTINK Lars	2 Pt. Miss		0:26			Free Th. Miss	11 - SCHULTE Paul
8:18			Defens.Rebound	14 - JOHNSON Larry	0:26	46-58		Free Th. MADE	11 - SCHULTE Paul
7:53			2 Pt. Miss	14 - JOHNSON Larry	0:02		8 - WIMMERS Guido	2 Pt. Miss	
7:51		Germany	Time Out		0:00			Defens.Rebound	9 - WALLER William Henry
7:33		11 - OTTO Martin	2 Pt. Miss		0:00			END of PERIOD	
7:21		12 - THALHEIM Dirk	Offens.Rebound		0:00				

Wheelchair Basketball

Wheelchair Basketball

Wheelchair Basketball

Wheelchair Basketball

PRNWB00000095.00073 00102117:50V020

MEN PRELIMINARY GROUP A MATCH RESULTS



SAT 21 OCT 2000

SYDNEY SUPERDOME

Match No: 19

GER 46 vs 58 USA

Start Time: 16:15

Attendance: 4328

Referees: ESHENKO Vladimer (CAN)
BHANIA Balwant (GBR)

DEWELL Ross (AUS)

Scoring by 5 min intervals: **GER** **USA**

1.HF				2.HF			
4	6	19	28	34	38	42	46
8	15	20	32	36	40	47	58

Germany (GER)

No.	Name	MIN	PTS	Field Goals		2 Points		3 Points		Free Throws		Rebounds			AS	ST	TO	BS	PF
				M/A	%	M/A	%	M/A	%	M/A	%	OR	DR	TOT					
4	SCHWARZ Ralf																		
* 5	HUEBNER Lars	09:32		0/2	0.0	0/2	0.0					1		1					1
6	SNIEGOCKI Markus																		
7	FISCHER Thomas	32:23	8	4/9	44.4	4/9	44.4						1	1		2		2	
8	WIMMERS Guido	27:56	14	6/16	37.5	6/16	37.5			2/4	50.0	1	12	13		1		4	
9	HABERKORN Markus																		
10	LEONHARDT Joerg																		
* 11	OTTO Martin	13:59	4	2/5	40.0	2/5	40.0						1	1		1		4	
* 12	THALHEIM Dirk	38:05	16	8/14	57.1	8/14	57.1					5	2	7	7		1	3	
* 13	CHRISTINK Lars	40:00	2	0/13	0.0	0/13	0.0			2/2	100.0	1	1	2	7		3	4	
14	COSKUN Ahmet	01:23																1	
* 15	KOEHLER Dirk	36:42	2	0/5	0.0	0/5	0.0			2/2	100.0		10	10	1			3	
Team Coach																			
TOTALS			46	20/64	31.3	20/64	31.3			6/8	75.0	8	27	35	15	1	7		22
Coach		ROEMER Gerd																	
Assistant Coach																			

United States of America (USA)

No.	Name	MIN	PTS	Field Goals		2 Points		3 Points		Free Throws		Rebounds			AS	ST	TO	BS	PF
				M/A	%	M/A	%	M/A	%	M/A	%	OR	DR	TOT					
4	BARBER Eric	13:17																	
* 5	JUETTE Melvin Sean	26:43		0/1	0.0	0/1	0.0					1	1		7		1		1
6	TEW Steve																		
7	GILL JR Chuck																		
8	HERNANDEZ William																		
* 9	WALLER William Henry	23:23	8	3/6	50.0	3/6	50.0			2/4	50.0	2	6	8			1	3	
* 10	SCHLAPPI Mike Palmer	26:43	1	0/3	0.0	0/3	0.0			1/2	50.0		3	3				2	
* 11	SCHULTE Paul	36:09	21	7/12	58.3	6/11	54.5	1/1	100.0	6/14	42.9	1	3	4	4			2	
12	KILEY David Paul	14:13		0/6	0.0	0/6	0.0						3	3	1			1	
13	BELL Curtis	04:07		0/2	0.0	0/2	0.0						1	1				1	
14	JOHNSON Larry	19:32	8	4/10	40.0	4/10	40.0			0/1	0.0	1	2	3	1	1		1	
* 15	GLASBRENNER Jeffrey James	35:53	20	9/12	75.0	9/12	75.0			2/7	28.6	2	17	19	1	2	2	2	
Team Coach																			
TOTALS			58	23/52	44.2	22/51	43.1	1/1	100.0	11/28	39.3	6	36	42	14	3	5	1	13
Coach		BYRNES Dan																	
Assistant Coach		BURNS Frank																	
		PHILLIPS Mo																	

	GER	USA
Points from Turnovers:	4	5
Biggest Lead:	2 (2-0)	13 (55-42)
Second Chance Points:	6	5
Lead Changes:	1	

	GER	USA
Points in the Paint:	36	26
Biggest Scoring Run:	6-0 (19-20)	11-0 (13-4)
Fast Break Points:	8	4
Times Tied:	3	

Legend:

MIN : Minutes Played **M/A** : Made/Attempts **%** : Shooting Percentage **OR** : Offensive Rebounds
DR : Defensive Rebounds **TOT** : Total Rebounds **AS** : Assist **ST** : Steals
TO : Turnovers **BS** : Blocked Shots **PF** : Fouls **PTS** : Points
HF : Half of Time **OT** : Over Time * : Starting/Initial

PRNWB00000096.00084A 00102117:52V010

Germany (GER)

After 3 Matches

No.	Name	G	MIN	MPG	PTS	PPG	Field Goals		2 Points		3 Points		Free Throws		Rebounds			AS	ST	TO	BS	PF	
							M/A	%	M/A	%	M/A	%	M/A	%	OR	DR	TOT						
4	SCHWARZ Ralf	1	12:41	12:41	18	18.0	9/9	100.0	9/9	100.0					2	2	4		1	1		1	
5	HUEBNER Lars	3	44:15	14:45			0/5	0.0	0/5	0.0					1		1	3	1	2		7	
6	SNIEGOCKI Markus	2	24:57	12:28	6	3.0	2/5	40.0	2/5	40.0			2/2	100.0		2	2	2	1	2		4	
7	FISCHER Thomas	3	67:59	22:39	15	5.0	6/15	40.0	6/14	42.9	0/1	0.0	3/4	75.0		1	1	6	1	7		6	
8	WIMMERS Guido	3	53:19	17:46	29	9.7	12/29	41.4	12/29	41.4			5/8	62.5	5	21	26	1	5	2	1	7	
9	HABERKORN Markus	1	20:51	20:51	9	9.0	3/11	27.3	3/11	27.3			3/4	75.0	2	2	4	4			1	2	
10	LEONHARDT Joerg	1	20:47	20:47	8	8.0	4/6	66.7	4/6	66.7								3				2	
11	OTTO Martin	2	46:14	23:07	20	10.0	9/18	50.0	9/18	50.0			2/5	40.0		10	10	1	2	1		5	
12	THALHEIM Dirk	3	84:37	28:12	33	11.0	16/29	55.2	16/29	55.2			1/2	50.0	7	3	10	10	2	5		6	
13	CHRISTINK Lars	3	96:34	32:11	12	4.0	5/31	16.1	5/28	17.9	0/3	0.0	2/4	50.0	2	4	6	16		10		10	
14	COSKUN Ahmet	3	39:28	13:09	21	7.0	9/16	56.3	9/15	60.0	0/1	0.0	3/5	60.0		5	5	4	2	3		6	
15	KOEHLER Dirk	3	88:18	29:26	31	10.3	12/28	42.9	12/28	42.9			7/10	70.0	8	21	29	4	5	4		9	
Team/Coach																							
TOTALS					202	67.3	87/202	43.1	87/197	44.2	0/5	0.0	28/44	63.6	27	71	98	54	20	37	2	65	
OPPONENTS					146	48.7	56/144	38.9	52/134	38.8	4/10	40.0	30/73	41.1	23	90	113	30	9	66	3	62	

AVERAGES PER GAME

	GER	OPPONENTS
Points from Turnovers	71	22
Points in the Paint	134	66
Second Chance Points	20	17
Fast Break Points	14	14

	GER	OPPONENTS
Total Field Goals Made	29.0	18.7
2 Points Field Goals Made	29.0	17.3
3 Points Field Goals Made	0.0	1.3
Free Throws Made	9.3	10.0
Offensive Rebounds	9.0	7.7
Deffensive Rebounds	23.7	30.0
Total Rebounds	32.7	37.7
Assists	18.0	10.0
Steals	6.7	3.0
Turnovers	12.3	22.0
Blocked Shots	0.7	1.0
Fouls	21.7	20.7
Points from Turnovers	23.7	7.3
Points in the Paint	44.7	22.0
Second Chance Points	6.7	5.7
Fast Break Points	4.7	4.7

Legend:

G : Games Played	MIN : Minutes Played	MPG : Minutes Played per Game	PTS : Points
PPG : Points per Game	M/A : Made/Attempts	% : Shooting Percentage	OR : Offensive Rebounds
DR : Defensive Rebounds	TOT : Total Rebounds	AS : Assists	ST : Steals
TO : Turnovers	BS : Blocked Shots	PF : Fouls	

PRNWB00000097.00084A 00102117:52V010

United States of America (USA)

After 3 Matches

No.	Name	G	MIN	MPG	PTS	PPG	Field Goals		2 Points		3 Points		Free Throws		Rebounds			AS	ST	TO	BS	PF	
							M/A	%	M/A	%	M/A	%	M/A	%	OR	DR	TOT						
4	BARBER Eric	3	38:48	12:56	8	2.7	4/8	50.0	4/8	50.0					3		3	1		5			
5	JUETTE Melvin Sean	3	79:44	26:34	8	2.7	4/15	26.7	4/15	26.7					5	4	9	16	2	2		4	
6	TEW Steve	1	21:40	21:40	8	8.0	4/12	33.3	4/12	33.3			0/1	0.0	3	3	6	4		3	1		
7	GILL JR Chuck	2	33:35	16:47	20	10.0	9/16	56.3	9/16	56.3			2/5	40.0	2	7	9	2	1	2		2	
8	HERNANDEZ William	1	6:23	6:23	2	2.0	1/3	33.3	1/3	33.3										2			
9	WALLER William Henry	3	68:20	22:46	28	9.3	12/21	57.1	12/21	57.1			4/6	66.7	6	15	21	1	2	2	2	5	
10	SCHLAPPI Mike Palmer	3	83:16	27:45	16	5.3	5/13	38.5	5/13	38.5			6/10	60.0		12	12	9	4	2		3	
11	SCHULTE Paul	3	78:29	26:09	36	12.0	13/22	59.1	12/21	57.1	1/1	100.0	9/18	50.0	2	8	10	13	2	6		5	
12	KILEY David Paul	3	43:54	14:38	16	5.3	6/17	35.3	5/16	31.3	1/1	100.0	3/4	75.0	4	7	11	3	1	5		3	
13	BELL Curtis	3	23:58	7:59	6	2.0	2/9	22.2	2/9	22.2			2/2	100.0	3	3	6	2	2	3		2	
14	JOHNSON Larry	3	52:03	17:21	17	5.7	8/19	42.1	8/19	42.1			1/3	33.3	3	8	11	5	1	3		4	
15	GLASBRENNER Jeffrey James	3	69:50	23:16	50	16.7	23/32	71.9	23/32	71.9			4/19	21.1	7	25	32	1	4	5		2	
Team/Coach																							
TOTALS					215	71.7	91/187	48.7	89/185	48.1	2/2	100.0	31/68	45.6	38	92	130	57	19	40	3	30	
OPPONENTS					115	38.3	53/170	31.2	52/160	32.5	1/10	10.0	8/22	36.4	20	64	84	27	11	57	3	62	

	USA	OPPONENTS
Points from Turnovers	55	24
Points in the Paint	142	78
Second Chance Points	42	12
Fast Break Points	26	12

AVERAGES PER GAME

	USA	OPPONENTS
Total Field Goals Made	30.3	17.7
2 Points Field Goals Made	29.7	17.3
3 Points Field Goals Made	0.7	0.3
Free Throws Made	10.3	2.7
Offensive Rebounds	12.7	6.7
Deffensive Rebounds	30.7	21.3
Total Rebounds	43.3	28.0
Assists	19.0	9.0
Steals	6.3	3.7
Turnovers	13.3	19.0
Blocked Shots	1.0	1.0
Fouls	10.0	20.7
Points from Turnovers	18.3	8.0
Points in the Paint	47.3	26.0
Second Chance Points	14.0	4.0
Fast Break Points	8.7	4.0

Legend:

G	: Games Played	MIN	: Minutes Played	MPG	: Minutes Played per Game	PTS	: Points
PPG	: Points per Game	M/A	: Made/Attempts	%	: Shooting Percentage	OR	: Offensive Rebounds
DR	: Defensive Rebounds	TOT	: Total Rebounds	AS	: Assists	ST	: Steals
TO	: Turnovers	BS	: Blocked Shots	PF	: Fouls		

PRNWB00000098.00073 00102119:38V010

Match No: 21

JPN 29 vs 19 GER

Start Time: 19:00

Attendance:

Referees: ENGLISH Robert (GBR)
CHUNG Hak Mo (KOR)

GAUTHIER Sebastien (CAN)

FIRST HALF

Scoring by 5 min intervals: **JPN**
GER

11	13	23	29
4	8	12	19

Japan (JPN)

No.	Name	MIN	PTS	Field Goals		2 Points		3 Points		Free Throws		Rebounds			AS	ST	TO	BS	PF
				M/A	%	M/A	%	M/A	%	M/A	%	OR	DR	TOT					
4	TSUKAMOTO Kyoko	06:07		0/1	0.0	0/1	0.0												
5	YASHIMA Kyoko	04:21	2	1/1	100.0	1/1	100.0												
* 6	UEMURA Chika	20:00	4	2/7	28.6	2/7	28.6					1	10	11					
* 7	SAKO Junko	09:32																	
8	HORIKAWA Sayuri																		
* 9	TAKABAYASHI Mika	20:00	10	5/7	71.4	5/7	71.4			0/1	0.0	1	4	5	5		1		1
10	KAWAKAMI Rie																		
* 11	MASHIKO Megumi	20:00	11	5/8	62.5	5/8	62.5			1/1	100.0		6	6			3		2
12	TOMORI Hiromi																		
13	HIROMICHI Naoko																		
* 14	SOEDA Tomoe	13:53	2	0/3	0.0	0/3	0.0			2/2	100.0	1		1	1		2	1	
15	MINAMIKAWA Sachiko	06:07																	1
Team Coach																			
TOTALS			29	13/27	48.1	13/27	48.1			3/4	75.0	3	20	23	6		11	1	10
Coach		MIKAMI Shinji																	
Assistant Coach		SAKANO Haruo																	
		SAITO Nobuaki																	

Germany (GER)

No.	Name	MIN	PTS	Field Goals		2 Points		3 Points		Free Throws		Rebounds			AS	ST	TO	BS	PF
				M/A	%	M/A	%	M/A	%	M/A	%	OR	DR	TOT					
* 4	DUNSTHEIMER Birgit	12:25		0/3	0.0	0/3	0.0					1	1	2					
* 5	OEZTUERK Cemile	07:38		0/2	0.0	0/2	0.0										2		1
* 6	NGUYEN-THI Nu	20:00	6	3/10	30.0	3/10	30.0						3	3	1		1		2
* 7	KIRSTE Heidi	12:25		0/4	0.0	0/4	0.0						2	2	1				3
* 8	JANUSCH Anja	20:00	9	4/15	26.7	4/15	26.7			1/2	50.0	5	3	8	2	1			1
9	SEIFERT Nicole	12:22	2	0/3	0.0	0/3	0.0			2/2	100.0		1	1					2
10	THAMM Susanne	07:35	2	1/1	100.0	1/1	100.0						2	2	1				
11	SCHRATZ Nora																		
12	KLEIN Verena	07:35		0/1	0.0	0/1	0.0					1		1			1	1	
13	BLEIFUSS Silke																		
14	WESEMUELLER Heike																		
15	ROEMELT Susanne																		
Team Coach																			
TOTALS			19	8/39	20.5	8/39	20.5			3/4	75.0	7	12	19	5	2	4		9
Coach		RICHARZ Peter																	
Assistant Coach		SCHRECK Andrea																	

	JPN	GER
Points from Turnovers:	6	7
Biggest Lead:	14 (27-13)	2 (2-0)
Second Chance Points:	2	2
Lead Changes:	1	

	JPN	GER
Points in the Paint:	18	10
Biggest Scoring Run:	12-1 (27-13)	4-0 (8-11)
Fast Break Points:	6	
Times Tied:	2	

Legend:

MIN : Minutes Played **M/A** : Made/Attempts **%** : Shooting Percentage **OR** : Offensive Rebounds
DR : Defensive Rebounds **TOT** : Total Rebounds **AS** : Assist **ST** : Steals
TO : Turnovers **BS** : Blocked Shots **PF** : Fouls **PTS** : Points
HF : Half of Time **OT** : Over Time ***** : Starting/Initial

PRNWB00000099.00069 00102120:47V010

Match No: 21

JPN 62 vs 52 GER

Start Time: 19:00

Attendance: 4817

Referees: ENGLISH Robert (GBR)
CHUNG Hak Mo (KOR)

GAUTHIER Sebastien (CAN)

Scoring by 5 min intervals: **JPN**
GER

1.HF				2.HF			
11	13	23	29	34	45	51	62
4	8	12	19	29	34	37	52

Time	Score	Japan	Action	Germany	Time	Score	Japan	Action	Germany
FIRST HALF					FIRST HALF				
20:00		6 - UEMURA Chika	Player IN		14:53		9 - TAKABAYASHI Mika	Defens.Rebound	
20:00		7 - SAKO Junko	Player IN		14:49		9 - TAKABAYASHI Mika	Turnover	
20:00		9 - TAKABAYASHI Mika	Player IN		14:42	11-6		2 Pt. in the paint	6 - NGUYEN-THI Nu
20:00		11 - MASHIKO Megumi	Player IN		14:42			Assist	8 - JANUSCH Anja
20:00		14 - SOEDA Tomoe	Player IN		14:30			Foul	6 - NGUYEN-THI Nu (P1,T3)
20:00			Player IN	4 - DUNSTHEIMER Birgit	14:30			Player OUT	5 - OEZTUERK Cemile
20:00			Player IN	5 - OEZTUERK Cemile	14:30			Player OUT	4 - DUNSTHEIMER Birgit
20:00			Player IN	6 - NGUYEN-THI Nu	14:30			Player OUT	7 - KIRSTE Heidi
20:00			Player IN	7 - KIRSTE Heidi	14:30			Player IN	9 - SEIFERT Nicole
20:00			Player IN	8 - JANUSCH Anja	14:30			Player IN	10 - THAMM Susanne
19:43		14 - SOEDA Tomoe	2 Pt. Miss		14:30			Player IN	12 - KLEIN Verena
19:40			Defens.Rebound	8 - JANUSCH Anja	14:23		9 - TAKABAYASHI Mika	2 Pt. Miss	
19:26		9 - TAKABAYASHI Mika (P1,T1)	Foul		14:21			Defens.Rebound	10 - THAMM Susanne
19:21	0-2		2 Pt. in the paint	6 - NGUYEN-THI Nu	14:07			2 Pt. Miss	6 - NGUYEN-THI Nu
19:21			Assist	7 - KIRSTE Heidi	14:05		11 - MASHIKO Megumi	Defens.Rebound	
19:04	2-2	9 - TAKABAYASHI Mika	2 Pt. MADE		13:47			Steal	12 - KLEIN Verena
18:45			Offensive Foul	5 - OEZTUERK Cemile (P1,T1)	13:45		11 - MASHIKO Megumi	Turnover	
18:45			Turnover	5 - OEZTUERK Cemile	13:39			Turnover	12 - KLEIN Verena
18:37	4-2	11 - MASHIKO Megumi	2 Pt. in the paint		13:26		4 - TSUKAMOTO Kyoko	2 Pt. Miss	
18:37		9 - TAKABAYASHI Mika	Assist		13:23			Defens.Rebound	9 - SEIFERT Nicole
18:14			2 Pt. Miss	4 - DUNSTHEIMER Birgit	13:10	11-8		2 Pt. in the paint	8 - JANUSCH Anja
18:10			Offens.Rebound	8 - JANUSCH Anja	13:10			Assist	10 - THAMM Susanne
18:10			2 Pt. Miss	8 - JANUSCH Anja	12:51		6 - UEMURA Chika	2 Pt. Miss	
18:08		6 - UEMURA Chika	Defens.Rebound		12:48			Defens.Rebound	8 - JANUSCH Anja
18:08		6 - UEMURA Chika	Turnover		12:34		15 - MINAMIKAWA Sachiko (P1,T2)	Foul	
17:57			2 Pt. Miss	8 - JANUSCH Anja	12:34		Japan	Time Out	
17:54		6 - UEMURA Chika	Defens.Rebound		12:22			2 Pt. Miss	8 - JANUSCH Anja
17:38		6 - UEMURA Chika	2 Pt. Miss		12:19		9 - TAKABAYASHI Mika	Defens.Rebound	
17:36			Defens.Rebound	4 - DUNSTHEIMER Birgit	12:15			Foul	9 - SEIFERT Nicole (P1,T4)
17:22	4-4		2 Pt. MADE	8 - JANUSCH Anja	12:00	13-8	9 - TAKABAYASHI Mika	2 Pt. MADE	
17:08		6 - UEMURA Chika	2 Pt. Miss		11:40			2 Pt. Miss	6 - NGUYEN-THI Nu
17:04		14 - SOEDA Tomoe	Offens.Rebound		11:35			Offens.Rebound	8 - JANUSCH Anja
17:04		14 - SOEDA Tomoe	2 Pt. Miss		11:19			2 Pt. Miss	8 - JANUSCH Anja
17:02		9 - TAKABAYASHI Mika	Offens.Rebound		11:15		11 - MASHIKO Megumi	Defens.Rebound	
16:59		11 - MASHIKO Megumi	2 Pt. Miss		11:09			Foul	9 - SEIFERT Nicole (P2,T5)
16:56			Defens.Rebound	6 - NGUYEN-THI Nu	10:52		4 - TSUKAMOTO Kyoko	Turnover	
16:44			2 Pt. Miss	7 - KIRSTE Heidi	10:32			2 Pt. Miss	9 - SEIFERT Nicole
16:42		6 - UEMURA Chika	Defens.Rebound		10:29		11 - MASHIKO Megumi	Defens.Rebound	
16:36		14 - SOEDA Tomoe	2 Pt. Miss		10:12		6 - UEMURA Chika	2 Pt. Miss	
16:34			Defens.Rebound	6 - NGUYEN-THI Nu	10:10			Defens.Rebound	10 - THAMM Susanne
16:24			2 Pt. Miss	5 - OEZTUERK Cemile	10:04			Offensive Foul	6 - NGUYEN-THI Nu (P2,T6)
16:20		11 - MASHIKO Megumi	Defens.Rebound		10:04			Turnover	6 - NGUYEN-THI Nu
16:11	6-4	11 - MASHIKO Megumi	2 Pt. in the paint		10:04		4 - TSUKAMOTO Kyoko	Player OUT	
16:11		14 - SOEDA Tomoe	Assist		10:04		15 - MINAMIKAWA Sachiko	Player OUT	
16:11			Foul	7 - KIRSTE Heidi (P1,T2)	10:04		7 - SAKO Junko	Player IN	
16:11		7 - SAKO Junko	Player OUT		10:04		14 - SOEDA Tomoe	Player IN	
16:11		14 - SOEDA Tomoe	Player OUT		10:04			Player OUT	9 - SEIFERT Nicole
16:11		4 - TSUKAMOTO Kyoko	Player IN		10:04			Player OUT	10 - THAMM Susanne
16:11		15 - MINAMIKAWA Sachiko	Player IN		10:04			Player OUT	12 - KLEIN Verena
16:11	7-4	11 - MASHIKO Megumi	Free Th. MADE		10:04			Player IN	4 - DUNSTHEIMER Birgit
16:00			2 Pt. Miss	5 - OEZTUERK Cemile	10:04			Player IN	5 - OEZTUERK Cemile
15:57		9 - TAKABAYASHI Mika	Defens.Rebound		10:04			Player IN	7 - KIRSTE Heidi
15:43	9-4	6 - UEMURA Chika	2 Pt. in the paint		9:59			Foul	8 - JANUSCH Anja (P1,T7)
15:43		9 - TAKABAYASHI Mika	Assist		9:51	15-8	11 - MASHIKO Megumi	2 Pt. in the paint	
15:25			Turnover	5 - OEZTUERK Cemile	9:51		9 - TAKABAYASHI Mika	Assist	
15:13	11-4	9 - TAKABAYASHI Mika	2 Pt. MADE		9:35			2 Pt. Miss	8 - JANUSCH Anja
14:54			2 Pt. Miss	8 - JANUSCH Anja	9:31			Offens.Rebound	4 - DUNSTHEIMER Birgit

Wheelchair Basketball

Time	Score	Japan	Action	Germany	Time	Score	Japan	Action	Germany
FIRST HALF					FIRST HALF				
9:19	15-10		2 Pt. MADE	8 - JANUSCH Anja	3:09			Player IN	10 - THAMM Susanne
9:04		6 - UEMURA Chika	Turnover		3:09			Player OUT	5 - OEZTUERK Cemile
9:04		7 - SAKO Junko (P1,T3)	Foul		3:09			Player IN	12 - KLEIN Verena
8:56	15-12		2 Pt. in the paint	6 - NGUYEN-THI Nu	3:09			Player OUT	7 - KIRSTE Heidi
8:56			Assist	8 - JANUSCH Anja	3:09			Player IN	9 - SEIFERT Nicole
8:43		Japan	Fast Break		3:09	26-13	14 - SOEDA Tomoe	Free Th. MADE	
8:43	17-12	9 - TAKABAYASHI Mika	2 Pt. in the paint	7 - KIRSTE Heidi (P2,T8)	3:09	27-13	14 - SOEDA Tomoe	Free Th. MADE	
8:43			Foul	5 - OEZTUERK Cemile	2:49			2 Pt. Miss	8 - JANUSCH Anja
8:43			Player OUT	9 - SEIFERT Nicole	2:46		9 - TAKABAYASHI Mika	Defens.Rebound	
8:43			Player IN		2:28		11 - MASHIKO Megumi	2 Pt. Miss	
8:43		9 - TAKABAYASHI Mika	Free Th. Miss		2:25			Defens.Rebound	6 - NGUYEN-THI Nu
8:40		6 - UEMURA Chika	Offens.Rebound		2:18	27-15		2 Pt. in the paint	10 - THAMM Susanne
8:40	19-12	6 - UEMURA Chika	Tap MADE		2:18			Assist	6 - NGUYEN-THI Nu
8:25			2 Pt. Miss	6 - NGUYEN-THI Nu	1:58		9 - TAKABAYASHI Mika	2 Pt. Miss	
8:13		11 - MASHIKO Megumi	Turnover		1:55			Defens.Rebound	8 - JANUSCH Anja
7:54			2 Pt. Miss	7 - KIRSTE Heidi	1:44		5 - YASHIMA Kyoko (P2,T9)	Foul	
7:51			Offens.Rebound	8 - JANUSCH Anja	1:44	27-16		Free Th. MADE	9 - SEIFERT Nicole
7:51			2 Pt. Miss	8 - JANUSCH Anja	1:44	27-17		Free Th. MADE	9 - SEIFERT Nicole
7:48		6 - UEMURA Chika	Defens.Rebound		1:28	29-17	5 - YASHIMA Kyoko	2 Pt. MADE	
7:45		Japan	Fast Break		1:16			2 Pt. Miss	8 - JANUSCH Anja
7:45	21-12	9 - TAKABAYASHI Mika	2 Pt. in the paint		1:14		6 - UEMURA Chika	Defens.Rebound	
7:30			Time Out	Germany	1:05		14 - SOEDA Tomoe	Turnover	
7:27			2 Pt. Miss	9 - SEIFERT Nicole	0:51			2 Pt. Miss	6 - NGUYEN-THI Nu
7:27		6 - UEMURA Chika	Defens.Rebound		0:45			2 Pt. Miss	6 - NGUYEN-THI Nu
7:16	23-12	11 - MASHIKO Megumi	2 Pt. in the paint		0:41			Offens.Rebound	12 - KLEIN Verena
7:16		9 - TAKABAYASHI Mika	Assist		0:31			2 Pt. Miss	12 - KLEIN Verena
7:04		11 - MASHIKO Megumi (P1,T4)	Foul		0:27		6 - UEMURA Chika	Defens.Rebound	
6:40		7 - SAKO Junko (P2,T5)	Foul		0:27		5 - YASHIMA Kyoko (P3,T10)	Offensive Foul	
6:31			2 Pt. Miss	9 - SEIFERT Nicole	0:27		5 - YASHIMA Kyoko	Turnover	
6:26			Offens.Rebound	8 - JANUSCH Anja	0:12	29-19		2 Pt. MADE	8 - JANUSCH Anja
6:02			2 Pt. Miss	6 - NGUYEN-THI Nu	SECOND HALF				
5:50		11 - MASHIKO Megumi	2 Pt. Miss		20:00		6 - UEMURA Chika	Player IN	
5:48			Defens.Rebound	7 - KIRSTE Heidi	20:00		14 - SOEDA Tomoe	Player IN	
5:29			2 Pt. Miss	8 - JANUSCH Anja	20:00		4 - TSUKAMOTO Kyoko	Player IN	
5:27		14 - SOEDA Tomoe	Block Shot		20:00		8 - HORIKAWA Sayuri	Player IN	
5:26			Offens.Rebound	8 - JANUSCH Anja	20:00			Player IN	6 - NGUYEN-THI Nu
5:24			2 Pt. Miss	7 - KIRSTE Heidi	20:00			Player IN	8 - JANUSCH Anja
5:23		6 - UEMURA Chika	Defens.Rebound		20:00			Player IN	9 - SEIFERT Nicole
5:10		6 - UEMURA Chika	2 Pt. Miss		20:00			Player IN	10 - THAMM Susanne
5:07			Defens.Rebound	7 - KIRSTE Heidi	20:00			Player IN	12 - KLEIN Verena
4:38			2 Pt. Miss	7 - KIRSTE Heidi	20:00		9 - TAKABAYASHI Mika	Player IN	
4:36		11 - MASHIKO Megumi	Defens.Rebound		19:47			2 Pt. Miss	10 - THAMM Susanne
4:27		14 - SOEDA Tomoe	Turnover		19:45		9 - TAKABAYASHI Mika	Defens.Rebound	
4:22			2 Pt. Miss	4 - DUNSTHEIMER Birgit	19:37			Foul	9 - SEIFERT Nicole (P3,T1)
4:21		6 - UEMURA Chika (P1,T6)	Foul		19:37	30-19	9 - TAKABAYASHI Mika	Free Th. MADE	
4:21			Time Out	Germany	19:37		9 - TAKABAYASHI Mika	Free Th. Miss	
4:21		7 - SAKO Junko	Player OUT		19:35			Defens.Rebound	6 - NGUYEN-THI Nu
4:21		5 - YASHIMA Kyoko	Player IN		19:24		9 - TAKABAYASHI Mika	Steal	
4:17			2 Pt. Miss	8 - JANUSCH Anja	19:23			Turnover	8 - JANUSCH Anja
4:15		6 - UEMURA Chika	Defens.Rebound		19:20		6 - UEMURA Chika (P2,T1)	Offensive Foul	
4:11		Japan	Fast Break		19:20		6 - UEMURA Chika	Turnover	
4:09	25-12	11 - MASHIKO Megumi	2 Pt. in the paint		19:12			Offensive Foul	10 - THAMM Susanne (P1,T2)
4:09		9 - TAKABAYASHI Mika	Assist		19:12			Turnover	10 - THAMM Susanne
3:56		11 - MASHIKO Megumi (P2,T7)	Foul		19:03			Foul	10 - THAMM Susanne (P2,T3)
3:56			Player OUT	9 - SEIFERT Nicole	18:53		6 - UEMURA Chika	2 Pt. Miss	
3:56			Player IN	5 - OEZTUERK Cemile	18:50			Defens.Rebound	10 - THAMM Susanne
3:52			2 Pt. Miss	4 - DUNSTHEIMER Birgit	18:36		14 - SOEDA Tomoe (P1,T2)	Foul	
3:51		11 - MASHIKO Megumi	Defens.Rebound		18:32	30-21		2 Pt. in the paint	8 - JANUSCH Anja
3:44			Steal	8 - JANUSCH Anja	18:32			Assist	6 - NGUYEN-THI Nu
3:44		5 - YASHIMA Kyoko	Turnover		18:15	32-21	14 - SOEDA Tomoe	2 Pt. MADE	
3:44		5 - YASHIMA Kyoko (P1,T8)	Foul		18:03	32-23		2 Pt. in the paint	8 - JANUSCH Anja
3:44			Free Th. Miss	8 - JANUSCH Anja	18:03			Assist	9 - SEIFERT Nicole
3:44	25-13		Free Th. MADE	8 - JANUSCH Anja	17:46		4 - TSUKAMOTO Kyoko	2 Pt. Miss	
3:21		11 - MASHIKO Megumi	Turnover		17:43			Defens.Rebound	9 - SEIFERT Nicole
3:11			2 Pt. Miss	6 - NGUYEN-THI Nu	17:31			2 Pt. Miss	12 - KLEIN Verena
3:10		6 - UEMURA Chika	Defens.Rebound		17:29			Player OUT	9 - SEIFERT Nicole
3:09			Foul	7 - KIRSTE Heidi (P3,T9)	17:29			Player IN	7 - KIRSTE Heidi
3:09		Japan	Time Out		17:16	32-25		2 Pt. MADE	8 - JANUSCH Anja
3:09			Player OUT	4 - DUNSTHEIMER Birgit	17:01	34-25	4 - TSUKAMOTO Kyoko	2 Pt. in the paint	

Wheelchair Basketball

Wheelchair Basketball

Wheelchair Basketball

Wheelchair Basketball

Time	Score	Japan	Action	Germany	Time	Score	Japan	Action	Germany
SECOND HALF					SECOND HALF				
17:01		9 - TAKABAYASHI Mika	Assist		10:08		7 - SAKO Junko	Player OUT	
16:48		14 - SOEDA Tomoe (P2,T3)	Foul		10:08		10 - KAWAKAMI Rie	Player IN	
16:40		4 - TSUKAMOTO Kyoko (P1,T4)	Foul		10:08		14 - SOEDA Tomoe	Free Th. Miss	
16:40		4 - TSUKAMOTO Kyoko	Player OUT		10:08		14 - SOEDA Tomoe	Free Th. Miss	
16:40		8 - HORIKAWA Sayuri	Player OUT		10:04			Defens.Rebound	12 - KLEIN Verena
16:40		7 - SAKO Junko	Player IN		9:57		10 - KAWAKAMI Rie (P1,T7)	Foul	
16:40		11 - MASHIKO Megumi	Player IN		9:57			Time Out	Germany
16:40			Player OUT	10 - THAMM Susanne	9:51			Turnover	7 - KIRSTE Heidi
16:40			Player IN	13 - BLEIFUSS Silke	9:47			Foul	12 - KLEIN Verena (P2,T10)
16:40	34-26		Free Th. MADE	8 - JANUSCH Anja	9:47		6 - UEMURA Chika	Free Th. Miss	
16:40	34-27		Free Th. MADE	8 - JANUSCH Anja	9:47	46-34	6 - UEMURA Chika	Free Th. MADE	
16:28			Steal	8 - JANUSCH Anja	9:28			Turnover	7 - KIRSTE Heidi
16:27		9 - TAKABAYASHI Mika	Turnover		9:28			Player OUT	7 - KIRSTE Heidi
16:12			2 Pt. Miss	7 - KIRSTE Heidi	9:28			Player IN	9 - SEIFERT Nicole
16:10		11 - MASHIKO Megumi	Defens.Rebound		9:16		6 - UEMURA Chika	2 Pt. Miss	
16:03		9 - TAKABAYASHI Mika	2 Pt. Miss		9:14			Defens.Rebound	13 - BLEIFUSS Silke
16:02		6 - UEMURA Chika	Offens.Rebound		9:14			Fast Break	Germany
15:58			Foul	13 - BLEIFUSS Silke (P1,T4)	9:05	46-36		2 Pt. MADE	8 - JANUSCH Anja
15:58		9 - TAKABAYASHI Mika	Free Th. Miss	12 - KLEIN Verena (P1,T5)	9:05			Assist	13 - BLEIFUSS Silke
15:58		9 - TAKABAYASHI Mika	Free Th. Miss		8:45	48-36	14 - SOEDA Tomoe	2 Pt. MADE	
15:57			Defens.Rebound	13 - BLEIFUSS Silke	8:15			2 Pt. MISS	8 - JANUSCH Anja
15:43			2 Pt. Miss	6 - NGUYEN-THI Nu	8:13			Block Shot	
15:41			Offens.Rebound	12 - KLEIN Verena	8:12			Offens.Rebound	8 - JANUSCH Anja
15:37	34-29		2 Pt. MADE	7 - KIRSTE Heidi	8:12			Turnover	8 - JANUSCH Anja
15:37			Assist	13 - BLEIFUSS Silke	8:04		14 - SOEDA Tomoe	Turnover	
15:26		6 - UEMURA Chika	Turnover		7:49			2 Pt. Miss	12 - KLEIN Verena
15:17			2 Pt. Miss	13 - BLEIFUSS Silke	7:47			Offens.Rebound	12 - KLEIN Verena
15:15		11 - MASHIKO Megumi	Defens.Rebound		7:45			2 Pt. Miss	13 - BLEIFUSS Silke
15:07		9 - TAKABAYASHI Mika	Turnover		7:44		6 - UEMURA Chika	Defens.Rebound	
15:04			Offensive Foul	8 - JANUSCH Anja (P2,T6)	7:39			Foul	9 - SEIFERT Nicole (P4,T11)
15:04			Turnover	8 - JANUSCH Anja	7:39			Player OUT	9 - SEIFERT Nicole
15:04		9 - TAKABAYASHI Mika	Player OUT		7:39			Player OUT	12 - KLEIN Verena
15:04		4 - TSUKAMOTO Kyoko	Player IN		7:39			Player OUT	13 - BLEIFUSS Silke
14:56	36-29	6 - UEMURA Chika	2 Pt. MADE		7:39			Player IN	4 - DUNSTHEIMER Birgit
14:39			2 Pt. Miss	7 - KIRSTE Heidi	7:39			Player IN	5 - OEZTUERK Cemile
14:27		14 - SOEDA Tomoe	Turnover		7:39			Player IN	7 - KIRSTE Heidi
13:57			2 Pt. Miss	12 - KLEIN Verena	7:39		4 - TSUKAMOTO Kyoko	Free Th. Miss	
13:54		6 - UEMURA Chika	Defens.Rebound		7:39		4 - TSUKAMOTO Kyoko	Free Th. Miss	
13:43		7 - SAKO Junko	2 Pt. Miss		7:37			Defens.Rebound	8 - JANUSCH Anja
13:41			Defens.Rebound	6 - NGUYEN-THI Nu	7:29			Foul	
13:40			Turnover	6 - NGUYEN-THI Nu	7:29		10 - KAWAKAMI Rie (P2,T8)	Player OUT	
13:27		6 - UEMURA Chika	2 Pt. Miss		7:29		4 - TSUKAMOTO Kyoko	Player IN	
13:24		4 - TSUKAMOTO Kyoko	Offens.Rebound		7:29		9 - TAKABAYASHI Mika	Free Th. Miss	5 - OEZTUERK Cemile
13:18			Foul	8 - JANUSCH Anja (P3,T7)	7:29	48-37		Free Th. MADE	5 - OEZTUERK Cemile
13:18			Player OUT	6 - NGUYEN-THI Nu	7:14			Foul	6 - NGUYEN-THI Nu (P3,T12)
13:18			Player IN	4 - DUNSTHEIMER Birgit	7:14			Free Th. Miss	
13:18	37-29	6 - UEMURA Chika	Free Th. MADE		7:14		11 - MASHIKO Megumi	Free Th. Miss	
13:18	38-29	6 - UEMURA Chika	Free Th. MADE		7:10		11 - MASHIKO Megumi	Defens.Rebound	8 - JANUSCH Anja
13:06	38-31		2 Pt. in the paint	8 - JANUSCH Anja	7:02			2 Pt. Miss	6 - NGUYEN-THI Nu
12:46	40-31	14 - SOEDA Tomoe	2 Pt. Miss	13 - BLEIFUSS Silke	6:58		6 - UEMURA Chika	Defens.Rebound	
12:19			2 Pt. Miss		6:45		11 - MASHIKO Megumi (P4,T9)	Offensive Foul	
12:17		6 - UEMURA Chika	Defens.Rebound		6:45		11 - MASHIKO Megumi	Turnover	
11:57	42-31	6 - UEMURA Chika	2 Pt. MADE		6:45		Japan	Time Out	
11:31	42-33	6 - UEMURA Chika	2 Pt. MADE	13 - BLEIFUSS Silke	6:34			2 Pt. Miss	6 - NGUYEN-THI Nu
11:15	44-33	6 - UEMURA Chika	2 Pt. in the paint		6:32			Offens.Rebound	4 - DUNSTHEIMER Birgit
11:15		11 - MASHIKO Megumi	Assist		6:23			2 Pt. Miss	6 - NGUYEN-THI Nu
11:00		11 - MASHIKO Megumi (P3,T5)	Foul		6:23		14 - SOEDA Tomoe	Defens.Rebound	
11:00			Player OUT	4 - DUNSTHEIMER Birgit	6:23			Foul	5 - OEZTUERK Cemile (P2,T13)
11:00			Player IN	6 - NGUYEN-THI Nu	6:23		14 - SOEDA Tomoe	Free Th. Miss	
10:55		6 - UEMURA Chika	Steal		6:23	49-37	14 - SOEDA Tomoe	Free Th. MADE	
10:53			Turnover	13 - BLEIFUSS Silke	6:12			2 Pt. Miss	5 - OEZTUERK Cemile
10:48			Foul	13 - BLEIFUSS Silke (P2,T8)	6:11		6 - UEMURA Chika	Defens.Rebound	
10:48		6 - UEMURA Chika	Free Th. Miss		6:04		14 - SOEDA Tomoe	2 Pt. Miss	
10:48	45-33	6 - UEMURA Chika	Free Th. MADE		6:02			Defens.Rebound	8 - JANUSCH Anja
10:25		6 - UEMURA Chika (P3,T6)	Foul		5:52			2 Pt. Miss	7 - KIRSTE Heidi
10:25			Free Th. Miss	13 - BLEIFUSS Silke	5:49			Offens.Rebound	4 - DUNSTHEIMER Birgit
10:25	45-34		Free Th. MADE	13 - BLEIFUSS Silke	5:41			2 Pt. Miss	4 - DUNSTHEIMER Birgit
10:08			Foul	13 - BLEIFUSS Silke (P3,T9)	5:39			Offens.Rebound	8 - JANUSCH Anja
					5:32			2 Pt. Miss	5 - OEZTUERK Cemile

Wheelchair Basketball

Wheelchair Basketball

Wheelchair Basketball

Wheelchair Basketball

Time	Score	Japan	Action	Germany	Time	Score	Japan	Action	Germany
SECOND HALF					SECOND HALF				
5:29		11 - MASHIKO Megumi	Defens.Rebound		1:19			Foul	7 - KIRSTE Heidi (P4,T15)
5:17		14 - SOEDA Tomoe	2 Pt. Miss		1:19	55-43	9 - TAKABAYASHI Mika	Free Th. MADE	
5:14		14 - SOEDA Tomoe	Offens.Rebound		1:19	56-43	9 - TAKABAYASHI Mika	Free Th. MADE	
5:14		10 - KAWAKAMI Rie	Player OUT		1:11			3 Pt. Miss	8 - JANUSCH Anja
5:14		7 - SAKO Junko	Player IN		1:02			Foul	5 - OEZTUERK Cemile (P3,T16)
5:06	51-37	6 - UEMURA Chika	2 Pt. MADE		1:02	57-43	15 - MINAMIKAWA Sachiko	Free Th. MADE	
5:06		11 - MASHIKO Megumi	Assist		1:02		15 - MINAMIKAWA Sachiko	Free Th. Miss	
4:43	51-39		2 Pt. MADE	8 - JANUSCH Anja	0:56	57-46		3 Pt. MADE	7 - KIRSTE Heidi
4:24		6 - UEMURA Chika (P4,T10)	Offensive Foul		0:52			Foul	8 - JANUSCH Anja (P4,T17)
4:24		6 - UEMURA Chika	Turnover		0:52	58-46	15 - MINAMIKAWA Sachiko	Free Th. MADE	
4:14	51-41		2 Pt. MADE	6 - NGUYEN-THI Nu	0:52	59-46	15 - MINAMIKAWA Sachiko	Free Th. MADE	
3:58		14 - SOEDA Tomoe	2 Pt. Miss		0:45			3 Pt. Miss	7 - KIRSTE Heidi
3:56			Defens.Rebound	6 - NGUYEN-THI Nu	0:43		6 - UEMURA Chika	Defens.Rebound	
3:45			3 Pt. Miss	6 - NGUYEN-THI Nu	0:39			Foul	5 - OEZTUERK Cemile (P4,T18)
3:42		7 - SAKO Junko	Player OUT		0:39		15 - MINAMIKAWA Sachiko	Free Th. Miss	
3:42		14 - SOEDA Tomoe	Player OUT		0:39	60-46	15 - MINAMIKAWA Sachiko	Free Th. MADE	
3:42		15 - MINAMIKAWA Sachiko	Player IN		0:33			3 Pt. Miss	8 - JANUSCH Anja
3:42		8 - HORIKAWA Sayuri	Player IN		0:33		11 - MASHIKO Megumi (P5,T13)	Foul	
3:42			Time Out	Germany	0:33		11 - MASHIKO Megumi	Player OUT	
3:24			Foul	6 - NGUYEN-THI Nu (P4,T14)	0:33		12 - TOMORI Hiromi	Player IN	
3:24		15 - MINAMIKAWA Sachiko	Free Th. Miss		0:33	60-47		Free Th. MADE	6 - NGUYEN-THI Nu
3:24	52-41	15 - MINAMIKAWA Sachiko	Free Th. MADE		0:33	60-48		Free Th. MADE	6 - NGUYEN-THI Nu
3:09			2 Pt. Miss	8 - JANUSCH Anja	0:31			Foul	8 - JANUSCH Anja (P5,T19)
3:05		15 - MINAMIKAWA Sachiko (P2,T1)	Offensive Foul		0:31			Player OUT	8 - JANUSCH Anja
3:05		15 - MINAMIKAWA Sachiko	Turnover		0:31			Player IN	11 - SCHRATZ Nora
3:05		Japan	Time Out		0:31		6 - UEMURA Chika	Free Th. Miss	
2:38			2 Pt. Miss	6 - NGUYEN-THI Nu	0:31		6 - UEMURA Chika	Free Th. MADE	
2:36		6 - UEMURA Chika	Defens.Rebound		0:25	61-51		3 Pt. MADE	7 - KIRSTE Heidi
2:24		9 - TAKABAYASHI Mika	Turnover		0:24			Foul	4 - DUNSTHEIMER Birgit (P1,T20)
2:21			Turnover	6 - NGUYEN-THI Nu	0:24		9 - TAKABAYASHI Mika	Free Th. Miss	
2:13		6 - UEMURA Chika	2 Pt. Miss		0:24	62-51	9 - TAKABAYASHI Mika	Free Th. MADE	
2:11			Defens.Rebound	4 - DUNSTHEIMER Birgit	0:14		8 - HORIKAWA Sayuri (P2,T14)	Foul	
2:02	52-43		2 Pt. in the paint	5 - OEZTUERK Cemile	0:14			Free Th. Miss	5 - OEZTUERK Cemile
2:02		8 - HORIKAWA Sayuri (P1,T12)	Foul		0:14			Free Th. MADE	5 - OEZTUERK Cemile
2:02			Free Th. Miss	5 - OEZTUERK Cemile	0:14	62-52		Free Th. Miss	5 - OEZTUERK Cemile
2:00		6 - UEMURA Chika	Defens.Rebound		0:12			Offens.Rebound	4 - DUNSTHEIMER Birgit
1:52	54-43	Japan	Fast Break		0:05			3 Pt. Miss	7 - KIRSTE Heidi
1:52		15 - MINAMIKAWA Sachiko	2 Pt. in the paint		0:02		6 - UEMURA Chika	Defens.Rebound	
1:40			2 Pt. Miss	6 - NGUYEN-THI Nu	0:00			END OF PERIOD	
1:38		11 - MASHIKO Megumi	Defens.Rebound						

Wheelchair Basketball

Wheelchair Basketball

Wheelchair Basketball

Wheelchair Basketball

PRNWB0000009A.00073 00102120:44V020

WOMEN PRELIMINARY GROUP B MATCH RESULTS



SAT 21 OCT 2000

SYDNEY SUPERDOME

Match No: 21

JPN 62 vs 52 GER

Start Time: 19:00

Attendance: 4817

Referees: ENGLISH Robert (GBR)
CHUNG Hak Mo (KOR)

GAUTHIER Sebastien (CAN)

Scoring by 5 min intervals: **JPN**
GER

1.HF				2.HF			
11	13	23	29	34	45	51	62
4	8	12	19	29	34	37	52

Japan (JPN)

No.	Name	MIN	PTS	Field Goals		2 Points		3 Points		Free Throws		Rebounds			AS	ST	TO	BS	PF
				M/A	%	M/A	%	M/A	%	M/A	%	OR	DR	TOT					
4	TSUKAMOTO Kyoko	17:02	2	1/3	33.3	1/3	33.3			0/2	0.0	1		1			1	1	
5	YASHIMA Kyoko	04:21	2	1/1	100.0	1/1	100.0										2	3	
* 6	UEMURA Chika	40:00	17	6/15	40.0	6/15	40.0			5/8	62.5	2	19	21		1	5	4	
* 7	SAKO Junko	17:36		0/1	0.0	0/1	0.0											2	
8	HORIKAWA Sayuri	07:02																2	
* 9	TAKABAYASHI Mika	32:25	14	5/8	62.5	5/8	62.5			4/9	44.4	1	5	6	6	1	4	1	
10	KAWAKAMI Rie	04:54																2	
* 11	MASHIKO Megumi	36:07	11	5/8	62.5	5/8	62.5			1/3	33.3		10	10	2		4	1	
12	TOMORI Hiromi	00:33																5	
13	HIROMICHI Naoko																		
* 14	SOEDA Tomoe	30:11	9	3/9	33.3	3/9	33.3			3/6	50.0	2	1	3	1		4	1	
15	MINAMIKAWA Sachiko	09:49	7	1/1	100.0	1/1	100.0			5/8	62.5						1	2	
Team Coach																			
TOTALS			62	22/46	47.8	22/46	47.8			18/36	50.0	6	35	41	9	2	21	2	24
Coach		MIKAMI Shinji																	
Assistant Coach		SAKANO Haruo SAITO Nobuaki																	

Germany (GER)

No.	Name	MIN	PTS	Field Goals		2 Points		3 Points		Free Throws		Rebounds			AS	ST	TO	BS	PF
				M/A	%	M/A	%	M/A	%	M/A	%	OR	DR	TOT					
* 4	DUNSTHEIMER Birgit	22:22		0/4	0.0	0/4	0.0					4	2	6				1	
* 5	OEZTUERK Cemile	15:17	4	1/5	20.0	1/5	20.0			2/6	33.3					2		4	
* 6	NGUYEN-THI Nu	37:42	10	4/18	22.2	4/17	23.5	0/1	0.0	2/2	100.0		6	6	2		3	4	
* 7	KIRSTE Heidi	28:05	8	3/12	25.0	1/8	12.5	2/4	50.0				2	2	1		2	4	
* 8	JANUSCH Anja	39:29	23	10/25	40.0	10/23	43.5	0/2	0.0	3/4	75.0	7	6	13	2	2	3	5	
9	SEIFERT Nicole	16:42	2	0/3	0.0	0/3	0.0			2/2	100.0		2	2	1			4	
10	THAMM Susanne	10:55	2	1/2	50.0	1/2	50.0						3	3	1		1	2	
11	SCHRATZ Nora	00:31																	
12	KLEIN Verena	19:56		0/4	0.0	0/4	0.0					3	1	4		1	1	2	
13	BLEIFUSS Silke	09:01	3	1/4	25.0	1/4	25.0			1/2	50.0		2	2	2		1	3	
14	WESEMUELLER Heike																		
15	ROEMELT Susanne																		
Team Coach																			
TOTALS			52	20/77	26.0	18/70	25.7	2/7	28.6	10/16	62.5	14	24	38	9	3	13		29
Coach		RICHARZ Peter																	
Assistant Coach		SCHRECK Andrea																	

	JPN	GER
Points from Turnovers:	12	9
Biggest Lead:	14 (27-13)	2 (2-0)
Second Chance Points:	6	4
Lead Changes:	1	

	JPN	GER
Points in the Paint:	24	18
Biggest Scoring Run:	12-1 (27-13)	8-2 (29-34)
Fast Break Points:	8	2
Times Tied:	2	

Legend:

MIN : Minutes Played **M/A** : Made/Attempts **%** : Shooting Percentage **OR** : Offensive Rebounds
DR : Defensive Rebounds **TOT** : Total Rebounds **AS** : Assist **ST** : Steals
TO : Turnovers **BS** : Blocked Shots **PF** : Fouls **PTS** : Points
HF : Half of Time **OT** : Over Time * : Starting/Initial

PRNWB0000009B.00084A 00102220:40V030

Japan (JPN)

After 4 Matches

No.	Name	G	MIN	MPG	PTS	PPG	Field Goals		2 Points		3 Points		Free Throws		Rebounds			AS	ST	TO	BS	PF
							M/A	%	M/A	%	M/A	%	M/A	%	OR	DR	TOT					
4	NEGI Shinji	1	14:56	14:56	4	4.0	2/5	40.0	2/5	40.0						2	2			1		2
5	SHINTANI Hirofumi	4	30:10	7:32	4	1.0	2/8	25.0	2/7	28.6	0/1	0.0			1	1	2	1	1		1	1
6	MIYAKE Katsumi	4	131:29	32:52	50	12.5	21/65	32.3	19/51	37.3	2/14	14.3	6/9	66.7	6	12	18	8	3	8		10
7	SASAKI Katsuya	4	40:59	10:14			0/3	0.0	0/3	0.0					2	1	3	1		2		5
8	KORETOMO Keisuke	3	107:45	35:55	20	6.7	7/26	26.9	4/17	23.5	3/9	33.3	3/10	30.0	3	15	18	13	8	11		11
9	SUGASAWA Takao	3	9:17	3:05	2	0.7	0/7	0.0	0/5	0.0	0/2	0.0	2/4	50.0	1	2	3	1				1
10	IWANO Hiroshi	4	73:22	18:20	8	2.0	4/8	50.0	4/8	50.0			0/4	0.0	1	5	6			4	2	10
11	JIMBO Yasuhiro	4	136:42	34:10	38	9.5	14/35	40.0	14/34	41.2	0/1	0.0	10/21	47.6	3	24	27	6	5	9		15
12	KYOYA Kazuyuki	4	84:57	21:14			0/2	0.0	0/1	0.0	0/1	0.0			1	5	6	1		4		6
13	ISHIHARA Masaharu	2	8:03	4:01	3	1.5	1/5	20.0	1/5	20.0			1/4	25.0	2	1	3			3		1
14	OSHIMA Tomohiko	4	134:18	33:34	61	15.3	22/49	44.9	22/47	46.8	0/2	0.0	17/24	70.8	6	21	27	8	3	15	1	16
15	OIKAWA Shinpei	4	28:02	7:00	6	1.5	2/9	22.2	1/6	16.7	1/3	33.3	1/3	33.3	1	5	6	4		5	1	6
Team/Coach																						
TOTALS					196	49.0	75/222	33.8	69/189	36.5	6/33	18.2	40/79	50.6	27	94	121	43	20	62	5	84
OPPONENTS					236	59.0	97/235	41.3	94/222	42.3	3/13	23.1	39/73	53.4	48	111	159	59	23	68	3	82

AVERAGES PER GAME

	JPN	OPPONENTS
Points from Turnovers	50	50
Points in the Paint	104	142
Second Chance Points	13	44
Fast Break Points	22	36

	JPN	OPPONENTS
Total Field Goals Made	18.8	24.3
2 Points Field Goals Made	17.3	23.5
3 Points Field Goals Made	1.5	0.8
Free Throws Made	10.0	9.8
Offensive Rebounds	6.8	12.0
Deffensive Rebounds	23.5	27.8
Total Rebounds	30.3	39.8
Assists	10.8	14.8
Steals	5.0	5.8
Turnovers	15.5	17.0
Blocked Shots	1.3	0.8
Fouls	21.0	20.5
Points from Turnovers	12.5	12.5
Points in the Paint	26.0	35.5
Second Chance Points	3.3	11.0
Fast Break Points	5.5	9.0

Legend:

G	: Games Played	MIN	: Minutes Played	MPG	: Minutes Played per Game	PTS	: Points
PPG	: Points per Game	M/A	: Made/Attempts	%	: Shooting Percentage	OR	: Offensive Rebounds
DR	: Defensive Rebounds	TOT	: Total Rebounds	AS	: Assists	ST	: Steals
TO	: Turnovers	BS	: Blocked Shots	PF	: Fouls		

PRNWB0000009C.00084A 00102120:46V010

Japan (JPN)

After First Match

No.	Name	G	MIN	MPG	PTS	PPG	Field Goals		2 Points		3 Points		Free Throws		Rebounds			AS	ST	TO	BS	PF
							M/A	%	M/A	%	M/A	%	M/A	%	OR	DR	TOT					
4	TSUKAMOTO Kyoko	1	17:02	17:02	2	2.0	1/3	33.3	1/3	33.3			0/2	0.0	1		1			1		1
5	YASHIMA Kyoko	1	4:21	4:21	2	2.0	1/1	100.0	1/1	100.0										2		3
6	UEMURA Chika	1	40:00	40:00	17	17.0	6/15	40.0	6/15	40.0			5/8	62.5	2	19	21		1	5		4
7	SAKO Junko	1	17:36	17:36			0/1	0.0	0/1	0.0												2
8	HORIKAWA Sayuri	1	7:02	7:02																		2
9	TAKABAYASHI Mika	1	32:25	32:25	14	14.0	5/8	62.5	5/8	62.5			4/9	44.4	1	5	6	6	1	4		1
10	KAWAKAMI Rie	1	4:54	4:54																		2
11	MASHIKO Megumi	1	36:07	36:07	11	11.0	5/8	62.5	5/8	62.5			1/3	33.3		10	10	2		4	1	5
12	TOMORI Hiromi	1	0:33	0:33																		
13	HIROMICHI Naoko																					
14	SOEDA Tomoe	1	30:11	30:11	9	9.0	3/9	33.3	3/9	33.3			3/6	50.0	2	1	3	1		4	1	2
15	MINAMIKAWA Sachiko	1	9:49	9:49	7	7.0	1/1	100.0	1/1	100.0			5/8	62.5						1		2
Team/Coach																						
TOTALS					62	62.0	22/46	47.8	22/46	47.8			18/36	50.0	6	35	41	9	2	21	2	24
OPPONENTS					52	52.0	20/77	26.0	18/70	25.7	2/7	28.6	10/16	62.5	14	24	38	9	3	13		29

	JPN	OPPONENTS
Points from Turnovers	12	9
Points in the Paint	24	18
Second Chance Points	6	4
Fast Break Points	8	2

AVERAGES PER GAME

	JPN	OPPONENTS
Total Field Goals Made	22.0	20.0
2 Points Field Goals Made	22.0	18.0
3 Points Field Goals Made	0.0	2.0
Free Throws Made	18.0	10.0
Offensive Rebounds	6.0	14.0
Deffensive Rebounds	35.0	24.0
Total Rebounds	41.0	38.0
Assists	9.0	9.0
Steals	2.0	3.0
Turnovers	21.0	13.0
Blocked Shots	2.0	0.0
Fouls	24.0	29.0
Points from Turnovers	12.0	9.0
Points in the Paint	24.0	18.0
Second Chance Points	6.0	4.0
Fast Break Points	8.0	2.0

Legend:

G : Games Played	MIN : Minutes Played	MPG : Minutes Played per Game	PTS : Points
PPG : Points per Game	M/A : Made/Attempts	% : Shooting Percentage	OR : Offensive Rebounds
DR : Defensive Rebounds	TOT : Total Rebounds	AS : Assists	ST : Steals
TO : Turnovers	BS : Blocked Shots	PF : Fouls	

PRNWB0000009D.00084A 00102120:46V010

Germany (GER)

After First Match

No.	Name	G	MIN	MPG	PTS	PPG	Field Goals		2 Points		3 Points		Free Throws		Rebounds			AS	ST	TO	BS	PF
							M/A	%	M/A	%	M/A	%	M/A	%	OR	DR	TOT					
4	DUNSTHEIMER Birgit	1	22:22	22:22			0/4	0.0	0/4	0.0					4	2	6					1
5	OEZTUERK Cemile	1	15:17	15:17	4	4.0	1/5	20.0	1/5	20.0			2/6	33.3						2		4
6	NGUYEN-THI Nu	1	37:42	37:42	10	10.0	4/18	22.2	4/17	23.5	0/1	0.0	2/2	100.0		6	6	2		3		4
7	KIRSTE Heidi	1	28:05	28:05	8	8.0	3/12	25.0	1/8	12.5	2/4	50.0				2	2	1		2		4
8	JANUSCH Anja	1	39:29	39:29	23	23.0	10/25	40.0	10/23	43.5	0/2	0.0	3/4	75.0	7	6	13	2	2	3		5
9	SEIFERT Nicole	1	16:42	16:42	2	2.0	0/3	0.0	0/3	0.0			2/2	100.0		2	2	1				4
10	THAMM Susanne	1	10:55	10:55	2	2.0	1/2	50.0	1/2	50.0						3	3	1		1		2
11	SCHRATZ Nora	1	0:31	0:31																		
12	KLEIN Verena	1	19:56	19:56			0/4	0.0	0/4	0.0					3	1	4		1	1		2
13	BLEIFUSS Silke	1	9:01	9:01	3	3.0	1/4	25.0	1/4	25.0			1/2	50.0		2	2	2		1		3
14	WESEMUELLER Heike																					
15	ROEMELT Susanne																					
Team/Coach																						
TOTALS					52	52.0	20/77	26.0	18/70	25.7	2/7	28.6	10/16	62.5	14	24	38	9	3	13		29
OPPONENTS					62	62.0	22/46	47.8	22/46	47.8			18/36	50.0	6	35	41	9	2	21	2	24

AVERAGES PER GAME

	GER	OPPONENTS
Points from Turnovers	9	12
Points in the Paint	18	24
Second Chance Points	4	6
Fast Break Points	2	8

	GER	OPPONENTS
Total Field Goals Made	20.0	22.0
2 Points Field Goals Made	18.0	22.0
3 Points Field Goals Made	2.0	0.0
Free Throws Made	10.0	18.0
Offensive Rebounds	14.0	6.0
Deffensive Rebounds	24.0	35.0
Total Rebounds	38.0	41.0
Assists	9.0	9.0
Steals	3.0	2.0
Turnovers	13.0	21.0
Blocked Shots	0.0	2.0
Fouls	29.0	24.0
Points from Turnovers	9.0	12.0
Points in the Paint	18.0	24.0
Second Chance Points	4.0	6.0
Fast Break Points	2.0	8.0

Legend:

G : Games Played	MIN : Minutes Played	MPG : Minutes Played per Game	PTS : Points
PPG : Points per Game	M/A : Made/Attempts	% : Shooting Percentage	OR : Offensive Rebounds
DR : Defensive Rebounds	TOT : Total Rebounds	AS : Assists	ST : Steals
TO : Turnovers	BS : Blocked Shots	PF : Fouls	

PRNWB0000009E.00051 00102121:20V010

Match No: 25

MEX vs RSA

Start Time: 9:30

Referees: BURFORD Jonathon (USA)
GAUTHIER Sebastien (CAN)

CHUNG Hak Mo (KOR)

Mexico (MEX)

No.	Name	Class Points	Age	PPG	FG%	3FG%	FT%	RPG	APG	MPG
4	SALVADOR Pedro	1.0	33	1.3	28.6			1.3		16:23
5	QUEVEDO Sergio	1.0	22	0.7	100.0				0.3	6:59
6	LARRAGA Pablo	4.0	41	5.0	41.2	0.0	50.0	2.0		12:13
7	ISAIAS Armando	1.0	37				0.0	0.7	1.0	21:30
8	BLANCAS Luis	3.0	23	1.0	20.0		14.3	4.3		18:16
9	PULIDO Jose	2.5	42		0.0			2.0	0.3	13:50
10	OLIVAS Julio Cesar	2.0	26	2.0	18.2	20.0	50.0	1.0	0.3	13:31
11	MAGANA Rigoberto	2.5	38	1.3	14.3		33.3	0.7	0.3	11:14
12	HERNANDEZ Gilberto	4.0	36	3.0	21.4	0.0	0.0	2.5		14:04
13	DURAN Mauro	3.0	36	4.0	38.5	0.0	100.0	4.3		14:50
14	ORTEGA Raul (C)	3.5	29	11.0	28.6	0.0	83.3	1.7	4.3	26:42
15	ZAVALA Salvador	4.0	27	16.7	46.7	0.0	72.7	9.0	0.3	35:07
			TEAM	32.5	45.0	32.0	4.0	50.0	28.7	7.0
Coach				LOPEZ NINO Alejandro						
Assistant Coach				DAVILA Aaron						
				DURAND Sergio						

MEX Played		
PR	CAN	33-61
PR	USA	44-60
PR	GBR	58-70

South Africa (RSA)

No.	Name	Class Points	Age	PPG	FG%	3FG%	FT%	RPG	APG	MPG
4	HARTNICK Shaun (C)	1.0	26	1.0	33.3		25.0	1.0	0.3	24:27
5	OHN Aye Htun	2.0	24		0.0		0.0	0.7	0.7	16:51
6	FLEISER Leon	1.5	30	1.7	28.6		25.0			14:13
7	WILLIAMS Ralph	2.0	30	1.0	14.3		25.0	0.3	0.3	14:41
8	PAPENFUS Marius	2.5	23		0.0			0.3	1.0	12:57
9	WESSELS Duggie	2.5	32		0.0			0.7	0.3	6:13
10	OESCHGER Kobus	2.5	29	3.0	14.3		50.0	1.7		21:23
11	HOUSTON James	3.0	32	3.3	41.7		0.0	1.7	1.7	17:03
12	MANYANA Buntu	3.5	25	4.3	20.0	0.0	50.0	4.7	0.7	24:58
13	WAITES Grant	4.0	27	2.0	27.3			3.0	0.3	9:41
14	NORTJE Richard	4.5	19	6.0	33.3	0.0	50.0	4.3		19:50
15	VICTOR Joppie	4.5	26	3.3	11.1	0.0	33.3	4.3	0.3	17:39
			TEAM	26.9	25.7	21.7	0.0	34.7	22.7	5.7
Coach				MOORGAS Shawn						
Assistant Coach				MOORGAS Craig						
				MOKONE Simon						

RSA Played		
PR	USA	25-97
PR	GER	27-113
PR	CAN	25-85

Legend:

(C) : Captain PR : Preliminary Round QF : Quarterfinal SF : Semi-final
 PPG : Points Per Game RPG : Rebounds per Game APG : Assists per Game MPG : Minutes Played per Game
 FT% : Free Throws % FG% : Field Goals % 3FG% : 3 Points Field Goals %

PRNWB0000009F.00051 00102121:20V010

Match No: 27

USA vs GBR

Start Time: 14:15

Referees: WALLAART Edwin (NED)
CAMPOS PERIS Sergio (ESP)

ESHENKO Vladimer (CAN)

United States of America (USA)

No.	Name	Class Points	Age	PPG	FG%	3FG%	FT%	RPG	APG	MPG
4	BARBER Eric	1.0	29	2.7	50.0			1.0	0.3	12:56
5	JUETTE Melvin Sean	2.0	31	2.7	26.7			3.0	5.3	26:34
6	TEW Steve	4.0	22	8.0	33.3		0.0	6.0	4.0	21:40
7	GILL JR Chuck	3.5	36	10.0	56.3		40.0	4.5	1.0	16:47
8	HERNANDEZ William	2.5	30	2.0	33.3					6:23
9	WALLER William Henry	3.0	27	9.3	57.1		66.7	7.0	0.3	22:46
10	SCHLAPPI Mike Palmer	1.5	37	5.3	38.5		60.0	4.0	3.0	27:45
11	SCHULTE Paul	3.0	21	12.0	59.1	100.0	50.0	3.3	4.3	26:09
12	KILEY David Paul (C)	3.0	47	5.3	35.3	100.0	75.0	3.7	1.0	14:38
13	BELL Curtis	4.5	47	2.0	22.2		100.0	2.0	0.7	7:59
14	JOHNSON Larry	2.5	36	5.7	42.1		33.3	3.7	1.7	17:21
15	GLASBRENNER Jeffrey James	4.5	27	16.7	71.9		21.1	10.7	0.3	23:16
TEAM			32.5	71.7	48.7	100.0	45.6	43.3	19.0	
Coach	BYRNES Dan									
Assistant Coach	BURNS Frank		PHILLIPS Mo							

USA Played		
PR	RSA	97-25
PR	MEX	60-44
PR	GER	58-46

Great Britain (GBR)

No.	Name	Class Points	Age	PPG	FG%	3FG%	FT%	RPG	APG	MPG
4	CAINE Steve	2.0	35	6.0	50.0	0.0	60.0	2.7	1.7	17:17
5	THOMAS Sinclair	3.0	31	5.3	66.7		0.0	4.0	0.7	13:57
6	HAYES Kevin	1.0	37	3.0	75.0				0.5	7:06
7	BYWATER Terry	4.5	17							
8	MUNN Simon (C)	4.0	32	11.0	44.1	0.0	33.3	13.0	1.3	33:35
9	POLLOCK Jonathan	2.5	23	6.7	20.6	26.7	50.0	2.0	3.0	28:54
10	ADEPITAN Ade	2.5	27	3.7	60.0	100.0	42.9	1.0	1.3	8:25
11	JOHNSON Dan	2.5	36	6.3	34.8		60.0	3.3	2.7	28:42
12	BLAKE Andrew	2.5	28	3.0	36.4		33.3	8.3	0.7	24:36
13	HOWLEY Fred	4.0	29		0.0	0.0		1.0		1:11
14	PRICE Colin	2.5	36	13.0	56.3		30.0	3.0	4.0	28:38
15	BRAMLEY David	4.0	31	3.3	50.0			3.0		10:45
TEAM			30.2	60.3	43.0	27.3	42.0	40.7	15.7	
Coach	TITMUSS David									
Assistant Coach	SMITH Nigel		TOLFREY Vicky							

GBR Played		
PR	GER	61-43
PR	CAN	50-55
PR	MEX	70-58

Legend:

(C) : Captain PR : Preliminary Round QF : Quarterfinal SF : Semi-final
 PPG : Points Per Game RPG : Rebounds per Game APG : Assists per Game MPG : Minutes Played per Game
 FT% : Free Throws % FG% : Field Goals % 3FG% : 3 Points Field Goals %

PRNWB000000A0.00051 00102121:20V010

Match No: 30

JPN vs MEX

Start Time: 16:15

Referees: BEHRE Christofer (SWE)
VLUG Theodorus (NED)

EL-DEIN EL-KHATEB Bahaa (JOR)

Japan (JPN)

No.	Name	Class Points	Age	PPG	FG%	3FG%	FT%	RPG	APG	MPG
4	TSUKAMOTO Kyoko (C)	2.5	41	2.0	33.3		0.0	1.0		17:02
5	YASHIMA Kyoko	1.0	33	2.0	100.0					4:21
6	UEMURA Chika	3.5	34	17.0	40.0		62.5	21.0		40:00
7	SAKO Junko	1.0	38		0.0					17:36
8	HORIKAWA Sayuri	2.0	37							7:02
9	TAKABAYASHI Mika	2.0	29	14.0	62.5		44.4	6.0	6.0	32:25
10	KAWAKAMI Rie	1.0	29							4:54
11	MASHIKO Megumi	3.5	30	11.0	62.5		33.3	10.0	2.0	36:07
12	TOMORI Hiromi	4.5	30							0:33
13	HIROMICHI Naoko	4.5	32							
14	SOEDA Tomoe	3.5	25	9.0	33.3		50.0	3.0	1.0	30:11
15	MINAMIKAWA Sachiko	2.0	36	7.0	100.0		62.5			9:49
TEAM			32.8	62.0	47.8		50.0	41.0	9.0	
Coach	MIKAMI Shinji									
Assistant Coach	SAKANO Haruo		SAITO Nobuaki							

JPN Played		
PR	GER	62-52

Mexico (MEX)

No.	Name	Class Points	Age	PPG	FG%	3FG%	FT%	RPG	APG	MPG
4	VAZQUEZ Cecilia	2.5	34	5.0	40.0		50.0			20:49
5	LOPEZ Alma	1.0	34	2.0	33.3					19:11
6	VAZQUEZ Teresita (C)	2.0	39		0.0					24:37
7	MONTANO Ma. Carmen	4.0	30	6.0	42.9			10.0	2.0	25:46
8	PENALOZA Leticia	4.0	41		0.0			4.0		15:44
9	VAZQUEZ DELGADILLO Lucia	4.0	34	5.0	33.3		20.0	8.0	4.0	25:09
10	CAMARA Rosa	3.0	35		0.0			2.0	1.0	9:50
11	MIRANDA Claudia	3.0	22	6.0	27.3			1.0		21:17
12	FONSECA Olga	3.0	32	2.0	50.0			1.0		7:44
13	SOTO Juana	4.0	42	2.0	50.0			1.0		3:31
14	HERLINDA Rosa	2.0	35							5:33
15	GARCIA Wendy	1.5	20		0.0			2.0		20:49
TEAM			33.2	28.0	27.7		28.6	29.0	7.0	
Coach	VERGARA Eli									
Assistant Coach	LARRAGA Pablo		DURAND Sergio							

MEX Played		
PR	CAN	28-60

Legend:

(C) : Captain
 PPG : Points Per Game
 FT% : Free Throws %
 PR : Preliminary Round
 RPG : Rebounds per Game
 FG% : Field Goals %
 QF : Quarterfinal
 APG : Assists per Game
 3FG% : 3 Points Field Goals %
 SF : Semi-final
 MPG : Minutes Played per Game

PRNWB000000A1.00051 00102121:20V010

Match No: 31

JPN vs KOR

Start Time: 19:00

Referees: GAUTHIER Sebastien (CAN)
JUNGMANN Hans-Dieter (GER)

ARNOLD Sharon (AUS)

Japan (JPN)

No.	Name	Class Points	Age	PPG	FG%	3FG%	FT%	RPG	APG	MPG
4	NEGI Shinji (C)	2.0	36							
5	SHINTANI Hirofumi	4.0	38		0.0	0.0		0.3		6:25
6	MIYAKE Katsumi	3.0	29	12.3	28.3	9.1	66.7	4.3	1.7	35:15
7	SASAKI Katsuya	1.5	27							3:50
8	KORETOMO Keisuke	3.0	30	6.7	26.9	33.3	30.0	6.0	4.3	35:55
9	SUGASAWA Takao	4.5	27	0.5	0.0	0.0	50.0			2:57
10	IWANO Hiroshi	1.0	36	1.3	40.0		0.0	2.0		16:36
11	JIMBO Yasuhiro	3.0	30	11.0	40.0	0.0	52.9	6.3	1.0	39:20
12	KYOYA Kazuyuki	1.0	29		0.0	0.0		2.0		24:17
13	ISHIHARA Masaharu	4.5	28		0.0			2.0		4:01
14	OSHIMA Tomohiko	4.0	29	12.3	35.3	0.0	65.0	6.3	2.0	32:54
15	OIKAWA Shinpei	4.5	29		0.0	0.0		1.0		2:06
TEAM			30.7	44.0	29.3	13.8	51.6	29.0	9.0	
Coach	KOTAKI Osamu									
Assistant Coach	OGAWA Tomoki					SAITO Nobuaki				

JPN Played		
PR	AUS	36-64
PR	NED	52-62
PR	FRA	44-67

Korea (KOR)

No.	Name	Class Points	Age	PPG	FG%	3FG%	FT%	RPG	APG	MPG
4	KIM Ho-Yong	3.0	28	5.7	40.0		33.3	6.3	0.3	28:25
5	KIM Jung-Seob	3.0	29	3.7	41.7	33.3		0.7	0.3	8:13
6	KO Kwang-Yub	2.0	27	8.0	30.4	0.0	43.5	2.3	3.0	34:47
7	HAN Jin-Hee	2.0	33	1.5	50.0		50.0		0.5	10:52
8	IM Chan-Kuw (C)	2.5	34	8.0	27.8	40.0	14.3	6.0	3.0	36:02
9	PARK Sea-Kyun	1.5	29					0.5	0.5	3:14
10	HAN Sa-Hyun	2.5	31	8.7	34.6	0.0	66.7	2.7	2.7	38:00
11	KIM Chul-Soo	4.5	24		0.0		0.0	0.5		4:05
12	KANG Hee-Joon	4.0	25	2.7	80.0		0.0	2.7		6:44
13	YANG Hun-Mo	2.5	28	1.3	33.3		50.0			6:50
14	KIM Young-Duk	3.0	33		0.0			1.0		7:44
15	KIM Ji-Nam	4.0	23	6.3	42.9		14.3	10.7		31:59
TEAM			28.7	45.3	35.3	25.0	35.2	32.7	10.0	
Coach	IN-CHUL Shin									
Assistant Coach										

KOR Played		
PR	NED	48-83
PR	SWE	55-57
PR	AUS	33-77

Legend:

(C) : Captain PR : Preliminary Round QF : Quarterfinal SF : Semi-final
 PPG : Points Per Game RPG : Rebounds per Game APG : Assists per Game MPG : Minutes Played per Game
 FT% : Free Throws % FG% : Field Goals % 3FG% : 3 Points Field Goals %

Wheelchair Basketball

PRNWB000000A2.00051 00102121:20V010

Match No: 32

CAN vs GER

Start Time: 19:00

Referees: CAMPOS PERIS Sergio (ESP)
BURFORD Jonathon (USA)

BHANIA Balwant (GBR)

Canada (CAN)

No.	Name	Class Points	Age	PPG	FG%	3FG%	FT%	RPG	APG	MPG
4	KREMPIEN Jennifer	1.0	25		0.0			2.0	2.0	22:53
5	ABBOTT Marni	1.0	34	2.0	33.3			2.0		19:27
6	OHAMA Kendra	2.5	35	4.0	33.3			3.0	1.0	17:14
7	PETERS Marnie	2.0	29		0.0			4.0	1.0	15:12
8	DEL COLLE Renee	4.5	32	6.0	50.0		0.0	11.0	2.0	16:20
9	BENOIT Chantal	4.0	40	12.0	55.6	100.0	33.3	4.0	4.0	17:11
10	STILWELL Michelle	1.0	26					1.0		9:02
11	PETTINICCHI Sabrina	2.0	28	5.0	100.0		42.9			16:06
12	FERGUSON Tracey	3.0	26	9.0	33.3	0.0	25.0	1.0		16:23
13	RADKE Lori	4.5	34	14.0	58.3			4.0	1.0	15:48
14	KUTROWSKI Linda (C)	2.0	42	2.0	25.0		0.0	7.0	2.0	14:52
15	KELLY Jo	2.5	36	6.0	75.0		0.0	3.0	1.0	19:32
TEAM			32.3	60.0	43.5	25.0	23.8	42.0	14.0	
Coach	FRICK Tim									
Assistant Coach	BURLEIGH Jo-Anne					MASH-HADLOW Charlene				

CAN Played		
PR	MEX	60-28

Germany (GER)

No.	Name	Class Points	Age	PPG	FG%	3FG%	FT%	RPG	APG	MPG
4	DUNSTHEIMER Birgit	3.0	23		0.0			6.0		22:22
5	OEZTUERK Cemile	3.0	29	4.0	20.0		33.3			15:17
6	NGUYEN-THI Nu (C)	3.5	28	10.0	22.2	0.0	100.0	6.0	2.0	37:42
7	KIRSTE Heidi	1.5	34	8.0	25.0	50.0		2.0	1.0	28:05
8	JANUSCH Anja	3.0	29	23.0	40.0	0.0	75.0	13.0	2.0	39:29
9	SEIFERT Nicole	2.0	26	2.0	0.0		100.0	2.0	1.0	16:42
10	THAMM Susanne	4.5	34	2.0	50.0			3.0	1.0	10:55
11	SCHRATZ Nora	2.5	21							0:31
12	KLEIN Verena	1.0	35		0.0			4.0		19:56
13	BLEIFUSS Silke	4.5	24	3.0	25.0		50.0	2.0	2.0	9:01
14	WESEMUELLER Heike	4.5	31							
15	ROEMELT Susanne	2.5	39							
TEAM			29.4	52.0	26.0	28.6	62.5	38.0	9.0	
Coach	RICHARZ Peter									
Assistant Coach	SCHRECK Andrea									

GER Played		
PR	JPN	52-62

Legend:

(C) : Captain PR : Preliminary Round QF : Quarterfinal SF : Semi-final
 PPG : Points Per Game RPG : Rebounds per Game APG : Assists per Game MPG : Minutes Played per Game
 FT% : Free Throws % FG% : Field Goals % 3FG% : 3 Points Field Goals %

PRNWB000000A3.00051 00102121:20V010

Match No: 33

CAN vs GER

Start Time: 21:00

Referees: CALIGIURI Gabriele (AUS)
SUGIYAMA Kaneyoshi (JPN)

BEHRE Christofer (SWE)

Canada (CAN)

No.	Name	Class Points	Age	PPG	FG%	3FG%	FT%	RPG	APG	MPG
4	DUREPOS Dave (C)	3.5	32	6.7	26.3	0.0	62.5	1.7	1.0	13:33
5	HENDERSON Roy	2.0	45	2.7	60.0		50.0	2.7		12:29
6	TREUER James	4.5	29	7.3	50.0		37.5	3.0	1.7	11:28
7	DENNIS Jeff	4.0	27	4.7	46.2		50.0	2.7	0.3	5:45
8	JOHNSON Joey	4.5	25	4.3	46.2		20.0	7.7	1.3	18:32
9	NORTON Ross	2.0	27	3.0	30.8		50.0	4.3	1.3	31:24
10	HALL Ken	2.0	30	1.3	22.2		0.0	2.7	2.3	26:17
11	BORISOFF Jaimie (C)	1.0	30	2.0	50.0		50.0	1.7	1.7	18:45
12	ANDERSON Patrick	4.5	21	19.3	54.5	28.6	66.7	12.0	3.0	25:16
13	STOUTENBURG Chris	1.0	23	4.0	85.7		0.0	1.3		11:05
14	GAERTNER Travis	3.0	20	6.7	66.7		44.4	0.3	0.3	8:41
15	PETER Richard	2.5	28	5.0	45.5		62.5	2.0	1.3	16:43
TEAM			28.1	67.0	47.6	20.0	47.1	42.0	14.3	
Coach	FROGLEY Michael									
Assistant Coach	BOWES Paul					TONELLO Jerry				

CAN Played		
PR	MEX	61-33
PR	GBR	55-50
PR	RSA	85-25

Germany (GER)

No.	Name	Class Points	Age	PPG	FG%	3FG%	FT%	RPG	APG	MPG
4	SCHWARZ Ralf	4.5	27	18.0	100.0			4.0		12:41
5	HUEBNER Lars	1.5	35		0.0			0.3	1.0	14:45
6	SNIEGOCKI Markus	2.0	29	3.0	40.0		100.0	1.0	1.0	12:28
7	FISCHER Thomas	1.5	33	5.0	40.0	0.0	75.0	0.3	2.0	22:39
8	WIMMERS Guido (C)	4.5	28	9.7	41.4		62.5	8.7	0.3	17:46
9	HABERKORN Markus	3.0	26	9.0	27.3		75.0	4.0	4.0	20:51
10	LEONHARDT Joerg	1.0	35	8.0	66.7				3.0	20:47
11	OTTO Martin	4.5	38	10.0	50.0		40.0	5.0	0.5	23:07
12	THALHEIM Dirk	2.0	29	11.0	55.2		50.0	3.3	3.3	28:12
13	CHRISTINK Lars	2.0	28	4.0	16.1	0.0	50.0	2.0	5.3	32:11
14	COSKUN Ahmet	4.0	25	7.0	56.3	0.0	60.0	1.7	1.3	13:09
15	KOEHLER Dirk	4.0	32	10.3	42.9		70.0	9.7	1.3	29:26
TEAM			30.4	67.3	43.1	0.0	63.6	32.7	18.0	
Coach	ROEMER Gerd									
Assistant Coach										

GER Played		
PR	GBR	43-61
PR	RSA	113-27
PR	USA	46-58

Legend:
 (C) : Captain **PR** : Preliminary Round **QF** : Quarterfinal **SF** : Semi-final
PPG : Points Per Game **RPG** : Rebounds per Game **APG** : Assists per Game **MPG** : Minutes Played per Game
FT% : Free Throws % **FG%** : Field Goals % **3FG%** : 3 Points Field Goals %

PRNWB000000A4.00073 00102218:23V010

Match No: 30

JPN 57 vs 41 MEX

Start Time: 16:15

Attendance: 1748

Referees: BEHRE Christofer (SWE)
VLUG Theodorus (NED)

EL-DEIN EL-KHATEB Bahaa (JOR)

Scoring by 5 min intervals:		1.HF				2.HF			
		JPN	MEX						
8	18	26	30	42	44	47	57		
2	4	10	14	16	27	33	41		

Japan (JPN)

No.	Name	MIN	PTS	Field Goals		2 Points		3 Points		Free Throws		Rebounds			AS	ST	TO	BS	PF
				M/A	%	M/A	%	M/A	%	M/A	%	OR	DR	TOT					
4	TSUKAMOTO Kyoko	08:09	2	1/2	50.0	1/2	50.0			0/2	0.0		3	3	2		1	2	
5	YASHIMA Kyoko	06:58		0/1	0.0	0/1	0.0											4	
* 6	UEMURA Chika	36:29	20	9/18	50.0	9/18	50.0			2/9	22.2	5	17	22	1	1	3	1	4
* 7	SAKO Junko	11:12		0/1	0.0	0/1	0.0						1	1					
8	HORIKAWA Sayuri	11:47		0/1	0.0	0/1	0.0						3	3			1		
* 9	TAKABAYASHI Mika	28:20	7	3/11	27.3	3/10	30.0	0/1	0.0	1/2	50.0	2	7	9	10	2	5		2
10	KAWAKAMI Rie	13:34																	2
* 11	MASHIKO Megumi	29:33	9	4/6	66.7	4/6	66.7			1/6	16.7	1	2	3	3	1	1	1	1
12	TOMORI Hiromi	08:44	2							2/4	50.0						3		2
13	HIROMICHI Naoko	05:14	2	1/2	50.0	1/2	50.0						2	2			1		1
* 14	SOEDA Tomoe	28:13	14	7/11	63.6	7/11	63.6			0/2	0.0	3		3	4	1	4		4
15	MINAMIKAWA Sachiko	11:47	1	0/4	0.0	0/4	0.0			1/4	25.0						1		
Team Coach																			
TOTALS			57	25/57	43.9	25/56	44.6	0/1	0.0	7/29	24.1	11	35	46	20	5	20	1	22
Coach	MIKAMI Shinji																		
Assistant Coach	SAKANO Haruo									SAITO Nobuaki									

Mexico (MEX)

No.	Name	MIN	PTS	Field Goals		2 Points		3 Points		Free Throws		Rebounds			AS	ST	TO	BS	PF
				M/A	%	M/A	%	M/A	%	M/A	%	OR	DR	TOT					
4	VAZQUEZ Cecilia	07:01		0/3	0.0	0/3	0.0										3		4
* 5	LOPEZ Alma	32:59		0/2	0.0	0/2	0.0										1		1
* 6	VAZQUEZ Teresita	12:18		0/1	0.0	0/1	0.0					1		1			2		1
* 7	MONTANO Ma. Carmen	24:21	2	1/8	12.5	1/8	12.5			0/2	0.0	1	5	6	1	1	2		3
8	PENALOZA Leticia	08:48	2	1/1	100.0	1/1	100.0					1		1			2		1
* 9	VAZQUEZ DELGADILLO Lucia	35:44	21	8/22	36.4	8/19	42.1	0/3	0.0	5/8	62.5	3	9	12	3	2	3		5
10	CAMARA Rosa	17:20	6	3/5	60.0	3/5	60.0			0/4	0.0		2	2	1		3		3
* 11	MIRANDA Claudia	18:29	6	3/12	25.0	3/12	25.0								2	1	1		5
12	FONSECA Olga	02:50										1		1					1
13	SOTO Juana	08:17	4	1/3	33.3	1/2	50.0	0/1	0.0	2/2	100.0		2	2					1
14	HERLINDA Rosa	24:52		0/4	0.0	0/4	0.0					2	1	3	1		1		2
15	GARCIA Wendy	07:01		0/1	0.0	0/1	0.0						1	1					1
Team Coach																			
TOTALS			41	17/62	27.4	17/58	29.3	0/4	0.0	7/16	43.8	9	20	29	8	4	18		28
Coach	VERGARA Eli																		
Assistant Coach	LARRAGA Pablo									DURAND Sergio									

	JPN	MEX
Points from Turnovers:	14	17
Biggest Lead:	26 (42-16)	0
Second Chance Points:	12	5
Lead Changes:		

	JPN	MEX
Points in the Paint:	42	12
Biggest Scoring Run:	17-2 (19-4)	9-0 (27-44)
Fast Break Points:	18	4
Times Tied:		1

Legend:

MIN : Minutes Played **M/A** : Made/Attempts **%** : Shooting Percentage **OR** : Offensive Rebounds
DR : Defensive Rebounds **TOT** : Total Rebounds **AS** : Assist **ST** : Steals
TO : Turnovers **BS** : Blocked Shots **PF** : Fouls **PTS** : Points
HF : Half of Time **OT** : Over Time * : Starting/Initial

PRNWB000000A5.00073 00102121:46V010

WOMEN PRELIMINARY GROUP A MATCH RESULTS



SAT 21 OCT 2000

SYDNEY SUPERDOME

Match No: 23

AUS 17 vs 6 GBR

Start Time: 21:00

Attendance:

Referees: VLOG Theodorus (NED)
CAMPOS PERIS Sergio (ESP)

JUNGMANN Hans-Dieter (GER)

FIRST HALF

Scoring by 5 min intervals: **AUS**
GBR

5	11	17	17
	3	3	6

Australia (AUS)

No.	Name	MIN	PTS	Field Goals		2 Points		3 Points		Free Throws		Rebounds			AS	ST	TO	BS	PF
				M/A	%	M/A	%	M/A	%	M/A	%	OR	DR	TOT					
4	ADAMS Julianne	07:10		0/2	0.0	0/2	0.0								1				
5	MOSELY Alison	08:14	2	1/4	25.0	1/4	25.0					2	2	1	1			1	1
6	DUNN Mellissa	05:09		0/3	0.0	0/3	0.0					1	1			1			
7	FARRELL Karen	07:44		0/1	0.0	0/1	0.0												1
8	ROMEO Nadya	05:52																	3
* 9	TESCH Liesl	16:35	6	3/8	37.5	3/8	37.5					1	3	4	2	1	2	1	1
10	SLANN Sharon	06:26	2	1/1	100.0	1/1	100.0												1
* 11	RITCHIE Donna	15:11	2	1/3	33.3	1/3	33.3						1	1					
* 12	CARTER Amanda	11:13	3	1/3	33.3	1/3	33.3			1/2	50.0	1	1	2		1			
* 13	O'NION Lisa	06:24		0/1	0.0	0/1	0.0									1			1
14	COGHLAN Paula	03:38											1	1					
* 15	WEBB Jane	06:24	2	1/1	100.0	1/1	100.0						2	2	1			1	
Team Coach																			
TOTALS			17	8/27	29.6	8/27	29.6			1/2	50.0	3	11	14	5	2	5	3	8
Coach	CORR Peter																		
Assistant Coach	BEVERIDGE Rob			YORK Tracy															

Great Britain (GBR)

No.	Name	MIN	PTS	Field Goals		2 Points		3 Points		Free Throws		Rebounds			AS	ST	TO	BS	PF
				M/A	%	M/A	%	M/A	%	M/A	%	OR	DR	TOT					
4	O'DRISCOLL Bernadette	05:22		0/1	0.0	0/1	0.0												1
5	BURRETT Sarah	04:49	1	0/1	0.0	0/1	0.0			1/2	50.0								
6	STRANGE Clare	03:25		0/1	0.0	0/1	0.0												
* 7	LARGEN Georgina	15:11		0/4	0.0	0/4	0.0					2	2			2		1	
* 8	WILD Ann	11:46		0/3	0.0	0/3	0.0					3	3	1		5		3	
9	RIDLEY Jenny																		
* 10	BAILLIE Sarah	20:00	5	2/4	50.0	2/4	50.0			1/2	50.0	2	6	8		1	1		
* 11	FOX Jill	11:13		0/1	0.0	0/1	0.0								1	2			
12	JACKSON Anna	04:49										1	1						
13	SMALL Kristina	05:22													1	1			
14	VANDERSTEEN Nicola	03:25										1	1			1			
* 15	MacLEAN Caroline	14:38		0/3	0.0	0/3	0.0										1	1	
Team Coach																			
TOTALS			6	2/17	11.8	2/17	11.8			2/4	50.0	2	13	15	1	2	12	2	6
Coach	HUDSON Paul																		
Assistant Coach	TARKENTER Malcolm			PAWSON Sue															

	AUS	GBR
Points from Turnovers:	11	3
Biggest Lead:	14 (17-3)	0
Second Chance Points:	4	
Lead Changes:		

	AUS	GBR
Points in the Paint:	10	2
Biggest Scoring Run:	12-1 (17-3)	3-0 (6-17)
Fast Break Points:	2	2
Times Tied:		

Legend:

MIN : Minutes Played **M/A** : Made/Attempts **%** : Shooting Percentage **OR** : Offensive Rebounds
DR : Defensive Rebounds **TOT** : Total Rebounds **AS** : Assist **ST** : Steals
TO : Turnovers **BS** : Blocked Shots **PF** : Fouls **PTS** : Points
HF : Half of Time **OT** : Over Time * : Starting/Initial

PRNWB000000A6.00069 00102122:40V010

Match No: 23

AUS 43 vs 12 GBR

Start Time: 21:00

Attendance: 5128

Referees: VLOG Theodorus (NED)
CAMPOS PERIS Sergio (ESP)

JUNGMANN Hans-Dieter (GER)

Scoring by 5 min intervals:	AUS GBR	1.HF				2.HF			
		5	11	17	17	29	29	35	43
		3	3	3	6	9	11	11	12

Time	Score	Australia		Action	Great Britain		Time	Score	Australia		Action	Great Britain	
		FIRST HALF			FIRST HALF				FIRST HALF			FIRST HALF	
20:00		9 - TESCH Liesl		Player IN			13:36		15 - WEBB Jane		Player OUT		
20:00		11 - RITCHIE Donna		Player IN			13:36		4 - ADAMS Julianne		Player IN		
20:00		12 - CARTER Amanda		Player IN			13:36		5 - MOSELY Alison		Player IN		
20:00		13 - O'NION Lisa		Player IN			13:36		8 - ROMEO Nadya		Player IN		
20:00		15 - WEBB Jane		Player IN			13:25		4 - ADAMS Julianne		2 Pt. Miss		
20:00				Player IN	7 - LARGEN Georgina		13:22				Defens.Rebound	12 - JACKSON Anna	
20:00				Player IN	8 - WILD Ann		13:07		8 - ROMEO Nadya (P1,T2)		Foul		
20:00				Player IN	10 - BAILLIE Sarah		13:00				2 Pt. Miss	5 - BURRETT Sarah	
20:00				Player IN	11 - FOX Jill		12:32	7-2	9 - TESCH Liesl		2 Pt. MADE		
20:00				Player IN	15 - MacLEAN Caroline		11:56		9 - TESCH Liesl (P1,T3)		Foul		
19:31		9 - TESCH Liesl		2 Pt. Miss			11:47				2 Pt. Miss	15 - MacLEAN Caroline	
19:29				Defens.Rebound	10 - BAILLIE Sarah		11:45		5 - MOSELY Alison		Defens.Rebound		
19:10				2 Pt. Miss	7 - LARGEN Georgina		11:34		9 - TESCH Liesl		2 Pt. Miss		
19:08		15 - WEBB Jane		Block Shot			11:32		12 - CARTER Amanda		Offens.Rebound		
19:05		15 - WEBB Jane		Defens.Rebound			11:21	9-2	5 - MOSELY Alison		2 Pt. in the paint		
18:59				Foul	15 - MacLEAN Caroline (P1,T1)		10:58		8 - ROMEO Nadya (P2,T4)		Foul		
18:59	2-0	15 - WEBB Jane		2 Pt. in the paint			10:58		8 - ROMEO Nadya		Player OUT		
18:59		9 - TESCH Liesl		Assist			10:58		7 - FARRELL Karen		Player IN		
18:14				Turnover	8 - WILD Ann		10:58	9-3			Free Th. MADE	5 - BURRETT Sarah	
17:56				Foul	8 - WILD Ann (P1,T2)		10:58				Free Th. Miss	5 - BURRETT Sarah	
17:49	4-0	9 - TESCH Liesl		2 Pt. in the paint			10:53		12 - CARTER Amanda		Defens.Rebound		
17:49		15 - WEBB Jane		Assist			10:47		9 - TESCH Liesl		2 Pt. Miss		
17:35		13 - O'NION Lisa (P1,T1)		Foul			10:44				Defens.Rebound	10 - BAILLIE Sarah	
17:15				Turnover	8 - WILD Ann		10:27				Turnover	11 - FOX Jill	
17:02		12 - CARTER Amanda		2 Pt. Miss			10:13		5 - MOSELY Alison		2 Pt. Miss		
17:00				Defens.Rebound	10 - BAILLIE Sarah		10:11		9 - TESCH Liesl		Offens.Rebound		
16:32				Turnover	8 - WILD Ann		10:11	11-3	9 - TESCH Liesl		Tap MADE		
16:30				Foul	8 - WILD Ann (P2,T3)		9:48				2 Pt. Miss	15 - MacLEAN Caroline	
16:18				Foul	7 - LARGEN Georgina (P1,T4)		9:43		5 - MOSELY Alison		Defens.Rebound		
16:18				Time Out	Great Britain		9:36		12 - CARTER Amanda		Turnover		
16:18		12 - CARTER Amanda		Free Th. Miss			9:20		5 - MOSELY Alison		Steal		
16:18	5-0	12 - CARTER Amanda		Free Th. MADE			9:18				Turnover	11 - FOX Jill	
16:03				2 Pt. Miss	15 - MacLEAN Caroline		9:13		Australia		Fast Break		
16:01		15 - WEBB Jane		Defens.Rebound			9:11	13-3	12 - CARTER Amanda		2 Pt. in the paint		
15:45		9 - TESCH Liesl		2 Pt. Miss			9:11		9 - TESCH Liesl		Assist		
15:43				Defens.Rebound	8 - WILD Ann		8:47				Player OUT	5 - BURRETT Sarah	
15:36				Offensive Foul	8 - WILD Ann (P3,T5)		8:47				Player OUT	11 - FOX Jill	
15:36				Turnover	8 - WILD Ann		8:47				Player OUT	12 - JACKSON Anna	
15:23		12 - CARTER Amanda		2 Pt. Miss			8:47				Player IN	6 - STRANGE Clare	
15:22				Defens.Rebound	10 - BAILLIE Sarah		8:47		9 - TESCH Liesl		Player IN	7 - LARGEN Georgina	
15:10				2 Pt. Miss	11 - FOX Jill		8:47		12 - CARTER Amanda		Player IN	14 - VANDERSTEEN Nicola	
15:08		9 - TESCH Liesl		Defens.Rebound			8:47		11 - RITCHIE Donna		Player IN		
14:56		13 - O'NION Lisa		2 Pt. Miss			8:47		14 - COGHLAN Paula		Player IN		
14:53				Defens.Rebound	7 - LARGEN Georgina		8:47		Australia		Time Out		
14:40				2 Pt. Miss	10 - BAILLIE Sarah		8:47				Turnover	10 - BAILLIE Sarah	
14:38		9 - TESCH Liesl		Defens.Rebound			8:36		4 - ADAMS Julianne		2 Pt. Miss		
14:31		13 - O'NION Lisa		Turnover			8:09				Defens.Rebound	10 - BAILLIE Sarah	
14:29	5-2			2 Pt. in the paint	10 - BAILLIE Sarah		8:07				Turnover	7 - LARGEN Georgina	
14:04				Steal	11 - FOX Jill		7:41				2 Pt. Miss		
14:01		9 - TESCH Liesl		Turnover			7:27		5 - MOSELY Alison		2 Pt. Miss		
13:36				Player OUT	8 - WILD Ann		7:08	15-3	11 - RITCHIE Donna		2 Pt. MADE		
13:36				Player OUT	7 - LARGEN Georgina		7:08		4 - ADAMS Julianne		Assist		
13:36				Player IN	5 - BURRETT Sarah		6:32				2 Pt. Miss	7 - LARGEN Georgina	
13:36				Player IN	12 - JACKSON Anna		6:30				Offens.Rebound	10 - BAILLIE Sarah	
13:36		11 - RITCHIE Donna		Player OUT			6:27				2 Pt. Miss	10 - BAILLIE Sarah	
13:36		13 - O'NION Lisa		Player OUT			6:26				Offens.Rebound	10 - BAILLIE Sarah	

Wheelchair Basketball

WOMEN PRELIMINARY GROUP A PLAY BY PLAY



SAT 21 OCT 2000

SYDNEY SUPERDOME

Time	Score	Australia	Action	Great Britain	Time	Score	Australia	Action	Great Britain
FIRST HALF					SECOND HALF				
6:26		5 - MOSELY Alison (P1,T5)	Foul		20:00		9 - TESCH Liesl	Player IN	
6:26		4 - ADAMS Julianne	Player OUT		20:00		12 - CARTER Amanda	Player IN	
6:26		10 - SLANN Sharon	Player IN		20:00			Player IN	7 - LARGEN Georgina
6:25			2 Pt. Miss	6 - STRANGE Clare	20:00			Player IN	8 - WILD Ann
6:25		5 - MOSELY Alison	Block Shot		20:00			Player IN	10 - BAILLIE Sarah
6:24		10 - SLANN Sharon (P1,T6)	Foul		20:00			Player IN	12 - JACKSON Anna
6:21			2 Pt. Miss	7 - LARGEN Georgina	20:00			Player IN	4 - O'DRISCOLL B.
6:18		14 - COGHLAN Paula	Defens.Rebound		19:43	19-6	9 - TESCH Liesl	2 Pt. MADE	
5:59		5 - MOSELY Alison	2 Pt. Miss		19:43		4 - ADAMS Julianne	Assist	
5:57			Block Shot	15 - MacLEAN Caroline	19:16		7 - FARRELL Karen (P2,T1)	Foul	
5:56			Defens.Rebound	14 - VANDERSTEEN Nicola	19:16			Free Th. Miss	7 - LARGEN Georgina
5:56			Turnover	14 - VANDERSTEEN Nicola	19:16	19-7		Free Th. MADE	7 - LARGEN Georgina
5:49	17-3	10 - SLANN Sharon	2 Pt. MADE		19:06		9 - TESCH Liesl	2 Pt. Miss	
5:49		5 - MOSELY Alison	Assist		18:55		5 - MOSELY Alison	Steal	
5:22		7 - FARRELL Karen (P1,T7)	Foul		18:54			Turnover	8 - WILD Ann
5:22			Time Out	Great Britain	18:49			Foul	4 - O'DRISCOLL B. (P2,T1)
5:22		5 - MOSELY Alison	Player OUT		18:40	21-7	5 - MOSELY Alison	2 Pt. MADE	
5:22		14 - COGHLAN Paula	Player OUT		18:40		4 - ADAMS Julianne	Assist	
5:22		6 - DUNN Mellissa	Player IN		18:05		9 - TESCH Liesl	Steal	
5:22		9 - TESCH Liesl	Player IN		18:03			Turnover	10 - BAILLIE Sarah
5:22			Player OUT	6 - STRANGE Clare	17:56		Australia	Fast Break	
5:22			Player OUT	15 - MacLEAN Caroline	17:54	23-7	4 - ADAMS Julianne	2 Pt. in the paint	
5:22			Player IN	4 - O'DRISCOLL B.	17:54		5 - MOSELY Alison	Assist	
5:22			Player IN	8 - WILD Ann	17:44		4 - ADAMS Julianne (P1,T2)	Foul	
5:22			Player OUT	14 - VANDERSTEEN Nicola	17:39		12 - CARTER Amanda	Steal	
5:22			Player IN	13 - SMALL Kristina	17:37			Turnover	8 - WILD Ann
5:11			2 Pt. Miss	8 - WILD Ann	17:28			Foul	10 - BAILLIE Sarah (P1,T2)
4:49		9 - TESCH Liesl	2 Pt. Miss		17:28		7 - FARRELL Karen	Player OUT	
4:47			Defens.Rebound	8 - WILD Ann	17:28		8 - ROMEO Nadya	Player IN	
4:20			2 Pt. Miss	8 - WILD Ann	17:28	24-7	9 - TESCH Liesl	Free Th. MADE	
4:18		6 - DUNN Mellissa	Defens.Rebound		17:28	25-7	9 - TESCH Liesl	Free Th. MADE	
4:07		7 - FARRELL Karen	2 Pt. Miss		16:55			2 Pt. Miss	7 - LARGEN Georgina
4:03			Defens.Rebound	8 - WILD Ann	16:54		8 - ROMEO Nadya	Defens.Rebound	
3:42			2 Pt. Miss	8 - WILD Ann	16:47		9 - TESCH Liesl	Turnover	
3:39		11 - RITCHIE Donna	Defens.Rebound		16:47			Time Out	Great Britain
3:15		9 - TESCH Liesl	Turnover		16:47			Player OUT	4 - O'DRISCOLL B.
3:14		Australia	Time Out		16:47			Player OUT	7 - LARGEN Georgina
3:14		7 - FARRELL Karen	Player OUT		16:47			Player OUT	12 - JACKSON Anna
3:14		8 - ROMEO Nadya	Player IN		16:47			Player IN	6 - STRANGE Clare
2:58			2 Pt. Miss	7 - LARGEN Georgina	16:47			Player IN	5 - BURRETT Sarah
2:56		9 - TESCH Liesl	Block Shot		16:47			Player IN	14 - VANDERSTEEN Nicola
2:53		9 - TESCH Liesl	Defens.Rebound		16:35			Turnover	6 - STRANGE Clare
2:46		6 - DUNN Mellissa	2 Pt. Miss		16:15		9 - TESCH Liesl	2 Pt. Miss	
2:44		6 - DUNN Mellissa	Offens.Rebound		16:14		9 - TESCH Liesl	Offens.Rebound	
2:29			Foul	4 - O'DRISCOLL B. (P1,T6)	16:14			Foul	14 - VANDERSTEEN Nicola (P1,T3)
2:03		6 - DUNN Mellissa	2 Pt. Miss		16:14	26-7	9 - TESCH Liesl	Free Th. MADE	
2:02			Block Shot	10 - BAILLIE Sarah	16:14	27-7	9 - TESCH Liesl	Free Th. MADE	
1:50			Turnover	13 - SMALL Kristina	16:14		9 - TESCH Liesl	Player OUT	
1:36		11 - RITCHIE Donna	2 Pt. Miss		16:14		14 - COGHLAN Paula	Player IN	
1:34			Defens.Rebound	10 - BAILLIE Sarah	15:58			Turnover	8 - WILD Ann
1:23			Fast Break	Great Britain	15:49	29-7	5 - MOSELY Alison	2 Pt. in the paint	
1:15			2 Pt. MADE	10 - BAILLIE Sarah	15:49		12 - CARTER Amanda	Assist	
1:15			Assist	8 - WILD Ann	15:49			Foul	14 - VANDERSTEEN Nicola (P2,T4)
1:04		6 - DUNN Mellissa	2 Pt. Miss		15:49		5 - MOSELY Alison	Free Th. Miss	
1:00			Defens.Rebound	7 - LARGEN Georgina	15:46		5 - MOSELY Alison	Offens.Rebound	
0:57		9 - TESCH Liesl	Steal		15:44		5 - MOSELY Alison	2 Pt. Miss	
0:54			Turnover	7 - LARGEN Georgina	15:44			Defens.Rebound	6 - STRANGE Clare
0:42			Steal	13 - SMALL Kristina	15:44		4 - ADAMS Julianne (P2,T3)	Foul	
0:40		6 - DUNN Mellissa	Turnover		15:20	29-9		2 Pt. MADE	8 - WILD Ann
0:13		8 - ROMEO Nadya (P3,T8)	Foul		14:56		14 - COGHLAN Paula	2 Pt. Miss	
0:13		6 - DUNN Mellissa	Player OUT		14:53			Defens.Rebound	10 - BAILLIE Sarah
0:13		14 - COGHLAN Paula	Player IN		14:29		5 - MOSELY Alison	Steal	
0:13			Free Th. Miss	10 - BAILLIE Sarah	14:26			Turnover	8 - WILD Ann
0:13	17-6		Free Th. MADE	10 - BAILLIE Sarah	14:14		12 - CARTER Amanda	2 Pt. Miss	
0:01		11 - RITCHIE Donna	2 Pt. Miss		14:11			Defens.Rebound	14 - VANDERSTEEN Nicola
SECOND HALF					13:49			2 Pt. Miss	8 - WILD Ann
20:00		4 - ADAMS Julianne	Player IN		13:48		5 - MOSELY Alison	Defens.Rebound	
20:00		5 - MOSELY Alison	Player IN		13:44			Foul	10 - BAILLIE Sarah (P2,T5)
20:00		7 - FARRELL Karen	Player IN		13:33		4 - ADAMS Julianne	2 Pt. Miss	

Wheelchair Basketball

Wheelchair Basketball

Wheelchair Basketball

Wheelchair Basketball

Time	Score	Australia	Action	Great Britain	Time	Score	Australia	Action	Great Britain
SECOND HALF					SECOND HALF				
13:28			Defens.Rebound	8 - WILD Ann	6:42		15 - WEBB Jane	Defens.Rebound	
13:13			2 Pt. Miss	5 - BURRETT Sarah	6:32		5 - MOSELY Alison	2 Pt. Miss	
13:11		14 - COGHLAN Paula	Defens.Rebound		6:30			Defens.Rebound	10 - BAILLIE Sarah
13:00		12 - CARTER Amanda	2 Pt. Miss		6:13		5 - MOSELY Alison	Steal	
12:57		12 - CARTER Amanda	Offens.Rebound		6:11			Turnover	12 - JACKSON Anna
12:55		5 - MOSELY Alison	2 Pt. Miss		6:00		5 - MOSELY Alison	2 Pt. Miss	
12:53		14 - COGHLAN Paula	Offens.Rebound		5:59			Defens.Rebound	10 - BAILLIE Sarah
12:42		14 - COGHLAN Paula	2 Pt. Miss		5:40			Turnover	9 - RIDLEY Jenny
12:41			Defens.Rebound	14 - VANDERSTEEN Nicola	5:40		5 - MOSELY Alison	Player OUT	
12:27	29-11		2 Pt. in the paint	6 - STRANGE Clare	5:40		6 - DUNN Mellissa	Player IN	
12:27			Assist	8 - WILD Ann	5:21	35-11	12 - CARTER Amanda	2 Pt. MADE	
12:08		14 - COGHLAN Paula	2 Pt. Miss		5:00			2 Pt. Miss	9 - RIDLEY Jenny
12:06			Defens.Rebound	8 - WILD Ann	4:59			Defens.Rebound	
11:38			Turnover	8 - WILD Ann	4:59		12 - CARTER Amanda	Defens.Rebound	
11:38		8 - ROMEO Nadya	Player OUT		4:33	37-11	10 - SLANN Sharon	2 Pt. in the paint	
11:38		14 - COGHLAN Paula	Player OUT		4:33		15 - WEBB Jane	Assist	
11:38		4 - ADAMS Julianne	Player OUT		4:14			2 Pt. Miss	9 - RIDLEY Jenny
11:38		13 - O'NION Lisa	Player IN		4:13		6 - DUNN Mellissa	Defens.Rebound	
11:38		11 - RITCHIE Donna	Player IN		4:01			Foul	11 - FOX Jill (P1,T8)
11:38		15 - WEBB Jane	Player IN		4:01			Player OUT	9 - RIDLEY Jenny
11:38			Player OUT	5 - BURRETT Sarah	4:01			Player OUT	8 - WILD Ann
11:38			Player OUT	6 - STRANGE Clare	4:01			Player OUT	10 - BAILLIE Sarah
11:38			Player IN	9 - RIDLEY Jenny	4:01			Player IN	6 - STRANGE Clare
11:38			Player IN	15 - MacLEAN Caroline	4:01			Player IN	7 - LARGEN Georgina
11:24		5 - MOSELY Alison	2 Pt. Miss		4:01		15 - WEBB Jane	Player OUT	15 - MacLEAN Caroline
11:22			Defens.Rebound	8 - WILD Ann	4:01		13 - O'NION Lisa	Player IN	
11:04			Offensive Foul	14 - VANDERSTEEN Nicola (P3,T6)	4:01	38-11	6 - DUNN Mellissa	Free Th. MADE	
11:04			Turnover	14 - VANDERSTEEN Nicola	4:01	39-11	6 - DUNN Mellissa	Free Th. MADE	
10:35		13 - O'NION Lisa	2 Pt. Miss		3:44			2 Pt. Miss	12 - JACKSON Anna
10:33			Defens.Rebound	14 - VANDERSTEEN Nicola	3:33			Steal	
10:14			2 Pt. Miss	9 - RIDLEY Jenny	3:31		12 - CARTER Amanda	Turnover	6 - STRANGE Clare
10:12			Offens.Rebound	8 - WILD Ann	3:27			Foul	6 - STRANGE Clare (P1,T9)
10:12			Player OUT	14 - VANDERSTEEN Nicola	3:27			Time Out	Great Britain
10:12			Player IN	13 - SMALL Kristina	3:27	40-11	10 - SLANN Sharon	Free Th. MADE	
10:09			2 Pt. Miss	10 - BAILLIE Sarah	3:27		10 - SLANN Sharon	Free Th. Miss	
10:07			Offens.Rebound	13 - SMALL Kristina	3:25			Defens.Rebound	7 - LARGEN Georgina
10:07			2 Pt. Miss	13 - SMALL Kristina	3:08		13 - O'NION Lisa	Steal	
10:03		11 - RITCHIE Donna	Defens.Rebound		3:06			Turnover	7 - LARGEN Georgina
9:44	31-11	12 - CARTER Amanda	2 Pt. MADE		3:02		13 - O'NION Lisa	Turnover	
9:44		15 - WEBB Jane	Assist		2:47		4 - ADAMS Julianne (P3,T4)	Foul	
9:17			Turnover	10 - BAILLIE Sarah	2:47			Free Th. Miss	6 - STRANGE Clare
9:05		5 - MOSELY Alison	Turnover		2:47	40-12		Free Th. MADE	6 - STRANGE Clare
9:00			Turnover	13 - SMALL Kristina	2:17		4 - ADAMS Julianne	2 Pt. Miss	
9:00		13 - O'NION Lisa	Steal		2:15		4 - ADAMS Julianne	Player OUT	
9:00			Foul	8 - WILD Ann (P4,T7)	2:15		12 - CARTER Amanda	Player OUT	
9:00			Time Out	Great Britain	2:15		13 - O'NION Lisa	Player OUT	
8:41	33-11	5 - MOSELY Alison	2 Pt. in the paint		2:15		8 - ROMEO Nadya	Player IN	
8:41		15 - WEBB Jane	Assist		2:15		9 - TESCH Liesl	Player IN	
8:22			Turnover	8 - WILD Ann	2:15		11 - RITCHIE Donna	Player IN	
7:59		12 - CARTER Amanda	2 Pt. Miss		2:07			3 Pt. Miss	15 - MacLEAN Caroline
7:57			Block Shot	15 - MacLEAN Caroline	2:04		10 - SLANN Sharon	Defens.Rebound	
7:55			Defens.Rebound	10 - BAILLIE Sarah	1:57			Foul	7 - LARGEN Georgina (P2,T10)
7:45			Turnover	8 - WILD Ann	1:57	41-12	9 - TESCH Liesl	Free Th. MADE	
7:38		11 - RITCHIE Donna	Steal		1:57		9 - TESCH Liesl	Free Th. Miss	
7:32		5 - MOSELY Alison	2 Pt. Miss		1:37			2 Pt. Miss	11 - FOX Jill
7:29		15 - WEBB Jane	Offens.Rebound		1:36		6 - DUNN Mellissa	Defens.Rebound	
7:28		5 - MOSELY Alison	Turnover		1:21		6 - DUNN Mellissa	Turnover	
7:28		Australia	Time Out		1:09		8 - ROMEO Nadya	Steal	
7:28			Player OUT	15 - MacLEAN Caroline	1:06			Turnover	11 - FOX Jill
7:28			Player IN	11 - FOX Jill	1:01		9 - TESCH Liesl	2 Pt. Miss	
7:28		11 - RITCHIE Donna	Player OUT		0:58			Defens.Rebound	6 - STRANGE Clare
7:28		13 - O'NION Lisa	Player OUT		0:48			Turnover	12 - JACKSON Anna
7:28		4 - ADAMS Julianne	Player IN		0:38	43-12	9 - TESCH Liesl	2 Pt. MADE	
7:28		10 - SLANN Sharon	Player IN		0:38		10 - SLANN Sharon	Assist	
7:20			Turnover	13 - SMALL Kristina	0:21			Turnover	7 - LARGEN Georgina
7:03		5 - MOSELY Alison	Turnover		0:14		9 - TESCH Liesl	2 Pt. Miss	
7:03			Player OUT	13 - SMALL Kristina	0:12		10 - SLANN Sharon	Offens.Rebound	
7:03			Player IN	12 - JACKSON Anna	0:10		6 - DUNN Mellissa	2 Pt. Miss	
6:44			2 Pt. Miss	9 - RIDLEY Jenny	0:09			Defens.Rebound	7 - LARGEN Georgina

Wheelchair Basketball

Wheelchair Basketball

Wheelchair Basketball

Wheelchair Basketball

Time	Score	Australia	Action	Great Britain
SECOND HALF				
0:00			END of PERIOD	

Wheelchair Basketball

Wheelchair Basketball

Wheelchair Basketball

Wheelchair Basketball

PRNWB000000A7.00073 00102122:39V020

WOMEN PRELIMINARY GROUP A MATCH RESULTS



SAT 21 OCT 2000

SYDNEY SUPERDOME

Match No: 23

AUS 43 vs 12 GBR

Start Time: 21:00

Attendance: 5128

Referees: VLOG Theodoros (NED)
CAMPOS PERIS Sergio (ESP)

JUNGMANN Hans-Dieter (GER)

Scoring by 5 min intervals:		1.HF				2.HF			
AUS		5	11	17	17	29	29	35	43
GBR			3	3	6	9	11	11	12

Australia (AUS)

No.	Name	MIN	PTS	Field Goals		2 Points		3 Points		Free Throws		Rebounds			AS	ST	TO	BS	PF	
				M/A	%	M/A	%	M/A	%	M/A	%	OR	DR	TOT						
4	ADAMS Julianne	20:45	2	1/5	20.0	1/5	20.0								3				3	
5	MOSELY Alison	22:34	8	4/13	30.8	4/13	30.8			0/1	0.0	1	3	4	2	4	3	1	1	
6	DUNN Mellissa	10:49	2	0/4	0.0	0/4	0.0			2/2	100.0	1	3	4		2				
7	FARRELL Karen	10:16		0/1	0.0	0/1	0.0												2	
8	ROMEO Nadya	13:57										1	1			1			3	
* 9	TESCH Liesl	22:36	15	5/14	35.7	5/14	35.7			5/6	83.3	2	3	5	2	2	3	1	1	
10	SLANN Sharon	13:54	5	2/2	100.0	2/2	100.0			1/2	50.0	1	1	2	1				1	
* 11	RITCHIE Donna	21:36	2	1/3	33.3	1/3	33.3					2	2	2		1				
* 12	CARTER Amanda	28:58	7	3/8	37.5	3/8	37.5			1/2	50.0	2	2	4	1	2	1			
* 13	O'NION Lisa	12:20		0/2	0.0	0/2	0.0									2	2		1	
14	COGHLAN Paula	08:14		0/3	0.0	0/3	0.0					1	2	3						
* 15	WEBB Jane	14:01	2	1/1	100.0	1/1	100.0					1	3	4	4			1		
Team Coach																				
TOTALS			43	17/56	30.4	17/56	30.4			9/13	69.2	9	20	29	13	12	11	3	12	
Coach	CORR Peter																			
Assistant Coach	BEVERIDGE Rob			YORK Tracy																

Great Britain (GBR)

No.	Name	MIN	PTS	Field Goals		2 Points		3 Points		Free Throws		Rebounds			AS	ST	TO	BS	PF	
				M/A	%	M/A	%	M/A	%	M/A	%	OR	DR	TOT						
4	O'DRISCOLL Bernadette	08:35																	2	
5	BURRETT Sarah	09:58	1	0/2	0.0	0/2	0.0			1/2	50.0									
6	STRANGE Clare	12:35	3	1/2	50.0	1/2	50.0			1/2	50.0	2	2			2			1	
* 7	LARGEN Georgina	22:25	1	0/5	0.0	0/5	0.0			1/2	50.0		4	4		4			2	
* 8	WILD Ann	27:45	2	1/5	20.0	1/5	20.0					1	6	7	2		12		4	
9	RIDLEY Jenny	07:37		0/4	0.0	0/4	0.0									1				
* 10	BAILLIE Sarah	35:59	5	2/5	40.0	2/5	40.0			1/2	50.0	2	10	12		3	1		2	
* 11	FOX Jill	18:41		0/2	0.0	0/2	0.0									1	3		1	
12	JACKSON Anna	15:05		0/1	0.0	0/1	0.0					1	1			2				
13	SMALL Kristina	08:31		0/1	0.0	0/1	0.0					1	1		1	3				
14	VANDERSTEEN Nicola	10:00											4	4		2			3	
* 15	MacLEAN Caroline	22:49		0/4	0.0	0/3	0.0	0/1	0.0								2		1	
Team Coach																				
TOTALS			12	4/31	12.9	4/30	13.3	0/1	0.0	4/8	50.0	4	27	31	2	2	32	3	16	
Coach	HUDSON Paul																			
Assistant Coach	TARKENTER Malcolm			PAWSON Sue																

	AUS	GBR
Points from Turnovers:	28	4
Biggest Lead:	31 (43-12)	0
Second Chance Points:	6	
Lead Changes:		

	AUS	GBR
Points in the Paint:	18	4
Biggest Scoring Run:	14-1 (43-12)	4-0 (11-29)
Fast Break Points:	4	2
Times Tied:		

Legend:

MIN : Minutes Played **M/A** : Made/Attempts **%** : Shooting Percentage **OR** : Offensive Rebounds
DR : Defensive Rebounds **TOT** : Total Rebounds **AS** : Assist **ST** : Steals
TO : Turnovers **BS** : Blocked Shots **PF** : Fouls **PTS** : Points
HF : Half of Time **OT** : Over Time * : Starting/Initial

PRNWB000000A8.00076A 00102122:41V010

TODAY'S MATCHES

Teams	Start	Half Time	Full Time	End of Regulation
USA Vs NED	9:30	18 - 18	26 - 45	
CAN Vs MEX	11:30	37 - 14	60 - 28	
JPN Vs GER	19:00	29 - 19	62 - 52	
AUS Vs GBR	21:00	17 - 6	43 - 12	

Preliminary Group A					
Rank		AUS	USA	NED	GBR
1	AUS		22-Oct	38-26	43-12
2	USA	22-Oct		26-45	58-30
3	NED	26-38	45-26		22-Oct
4	GBR	12-43	30-58	22-Oct	

MATCHES			POINTS		Class.
PLAY	WON	LOST	FOR	AGST	Points
2	2	0	81	38	4
2	1	1	84	75	3
2	1	1	71	64	3
2	0	2	42	101	2

Preliminary Group B					
Rank		CAN	JPN	GER	MEX
1	CAN		23-Oct	22-Oct	60-28
2	JPN	23-Oct		62-52	22-Oct
3	GER	22-Oct	52-62		23-Oct
4	MEX	28-60	22-Oct	23-Oct	

MATCHES			POINTS		Class.
PLAY	WON	LOST	FOR	AGST	Points
1	1	0	60	28	2
1	1	0	62	52	2
1	0	1	52	62	1
1	0	1	28	60	1

2 nd of GROUP B	25-Oct 19:00				
1 st of GROUP A		#47			
			1st-2nd Place		
			27-Oct 21:30		
			#60		
2 nd of GROUP A	25-Oct 21:00				
1 st of GROUP B		#48			
			3rd-4th Place		
			Loser of #47		
				27-Oct 19:30	
			Loser of #48		#59
4 th of GROUP B	26-Oct 9:30				
3 rd of GROUP A		#49			
			5th-6th Place		
			27-Oct 16:30		
			#58		
4 th of GROUP A	26-Oct 11:30				
3 rd of GROUP B		#50			
			7th-8th Place		
			Loser of #49		
				27-Oct 14:30	
			Loser of #50		#57

ROUND SUMMARY AT CONCLUSION OF DAY 3, OCTOBER 21, 2000

Legend: OT: Over Time.

PRNWB000000A9.00084A 00102122:42V010

Australia (AUS)

After 2 Matches

No.	Name	G	MIN	MPG	PTS	PPG	Field Goals		2 Points		3 Points		Free Throws		Rebounds			AS	ST	TO	BS	PF
							M/A	%	M/A	%	M/A	%	M/A	%	OR	DR	TOT					
4	ADAMS Julianne	2	47:39	23:49	6	3.0	3/10	30.0	3/10	30.0					3	3	6	6	1	1		4
5	MOSELY Alison	2	37:41	18:50	10	5.0	5/22	22.7	5/22	22.7			0/1	0.0	1	4	5	3	4	4	3	1
6	DUNN Melissa	2	13:48	6:54	8	4.0	2/6	33.3	2/6	33.3			4/4	100.0	1	4	5			3		
7	FARRELL Karen	2	30:47	15:23	1	0.5	0/1	0.0	0/1	0.0			1/2	50.0								3
8	ROMEO Nadya	2	25:15	12:37												1	1		1			3
9	TESCH Liesl	2	62:36	31:18	22	11.0	8/27	29.6	8/25	32.0	0/2	0.0	6/8	75.0	3	14	17	6	4	5	2	4
10	SLANN Sharon	2	30:15	15:07	7	3.5	3/8	37.5	3/8	37.5			1/2	50.0	2	3	5	3				1
11	RITCHIE Donna	2	31:53	15:56	2	1.0	1/4	25.0	1/4	25.0					1	3	4		1			
12	CARTER Amanda	2	58:20	29:10	19	9.5	9/20	45.0	9/20	45.0			1/4	25.0	4	6	10	3	2	2		1
13	O'NION Lisa	2	17:37	8:48	2	1.0	1/4	25.0	1/4	25.0									2	2		1
14	COGHLAN Paula	2	19:08	9:34	2	1.0	1/9	11.1	1/9	11.1					2	5	7			1		
15	WEBB Jane	2	25:01	12:30	2	1.0	1/5	20.0	1/5	20.0					3	4	7	5		1	1	1
Team/Coach																						
TOTALS					81	40.5	34/116	29.3	34/114	29.8	0/2	0.0	13/21	61.9	20	47	67	26	15	19	6	19
OPPONENTS					38	19.0	16/80	20.0	15/77	19.5	1/3	33.3	5/10	50.0	12	51	63	7	3	48	7	32

AVERAGES PER GAME

	AUS	OPPONENTS
Points from Turnovers	38	9
Points in the Paint	34	18
Second Chance Points	10	2
Fast Break Points	6	2

	AUS	OPPONENTS
Total Field Goals Made	17.0	8.0
2 Points Field Goals Made	17.0	7.5
3 Points Field Goals Made	0.0	0.5
Free Throws Made	6.5	2.5
Offensive Rebounds	10.0	6.0
Deffensive Rebounds	23.5	25.5
Total Rebounds	33.5	31.5
Assists	13.0	3.5
Steals	7.5	1.5
Turnovers	9.5	24.0
Blocked Shots	3.0	3.5
Fouls	9.5	16.0
Points from Turnovers	19.0	4.5
Points in the Paint	17.0	9.0
Second Chance Points	5.0	1.0
Fast Break Points	3.0	1.0

Legend:

G : Games Played	MIN : Minutes Played	MPG : Minutes Played per Game	PTS : Points
PPG : Points per Game	M/A : Made/Attempts	% : Shooting Percentage	OR : Offensive Rebounds
DR : Defensive Rebounds	TOT : Total Rebounds	AS : Assists	ST : Steals
TO : Turnovers	BS : Blocked Shots	PF : Fouls	

PRNWB000000AA.00084A 00102122:43V010

Great Britain (GBR)

After 2 Matches

No.	Name	G	MIN	MPG	PTS	PPG	Field Goals		2 Points		3 Points		Free Throws		Rebounds			AS	ST	TO	BS	PF
							M/A	%	M/A	%	M/A	%	M/A	%	OR	DR	TOT					
4	O'DRISCOLL Bernadette	2	11:52	5:56	2	1.0	1/1	100.0	1/1	100.0					1	1					2	
5	BURRETT Sarah	2	25:53	12:56	1	0.5	0/3	0.0	0/3	0.0			1/4	25.0					1	1	1	
6	STRANGE Clare	2	27:36	13:48	3	1.5	1/4	25.0	1/4	25.0			1/2	50.0	2	3	5			4	1	
7	LARGEN Georgina	2	37:44	18:52	1	0.5	0/6	0.0	0/6	0.0			1/4	25.0		7	7	1		6	5	
8	WILD Ann	2	61:32	30:46	9	4.5	4/17	23.5	4/17	23.5			1/5	20.0	1	7	8	5		14	8	
9	RIDLEY Jenny	2	17:17	8:38	2	1.0	1/5	20.0	1/5	20.0						1	1			1		
10	BAILLIE Sarah	2	73:00	36:30	20	10.0	9/19	47.4	9/19	47.4			2/7	28.6	3	18	21	2	1	7	1	4
11	FOX Jill	2	34:02	17:01	2	1.0	1/4	25.0	1/4	25.0						1	1	1	2	4		2
12	JACKSON Anna	2	25:18	12:39			0/3	0.0	0/3	0.0						1	1			4		
13	SMALL Kristina	2	16:20	8:10			0/1	0.0	0/1	0.0					2	1	3		1	5		
14	VANDERSTEEN Nicola	2	20:57	10:28			0/2	0.0	0/2	0.0						4	4			4	4	
15	MacLEAN Caroline	2	48:29	24:14	2	1.0	1/15	6.7	1/13	7.7	0/2	0.0			3	3	6	2	1		3	2
Team/Coach																						
TOTALS					42	21.0	18/80	22.5	18/78	23.1	0/2	0.0	6/22	27.3	11	47	58	11	5	50	5	29
OPPONENTS					101	50.5	41/127	32.3	40/124	32.3	1/3	33.3	18/30	60.0	31	50	81	27	15	27	5	27

AVERAGES PER GAME

	GBR	OPPONENTS
Points from Turnovers	11	50
Points in the Paint	26	56
Second Chance Points	2	25
Fast Break Points	8	6

	GBR	OPPONENTS
Total Field Goals Made	9.0	20.5
2 Points Field Goals Made	9.0	20.0
3 Points Field Goals Made	0.0	0.5
Free Throws Made	3.0	9.0
Offensive Rebounds	5.5	15.5
Deffensive Rebounds	23.5	25.0
Total Rebounds	29.0	40.5
Assists	5.5	13.5
Steals	2.5	7.5
Turnovers	25.0	13.5
Blocked Shots	2.5	2.5
Fouls	14.5	13.5
Points from Turnovers	5.5	25.0
Points in the Paint	13.0	28.0
Second Chance Points	1.0	12.5
Fast Break Points	4.0	3.0

Legend:

G : Games Played	MIN : Minutes Played	MPG : Minutes Played per Game	PTS : Points
PPG : Points per Game	M/A : Made/Attempts	% : Shooting Percentage	OR : Offensive Rebounds
DR : Defensive Rebounds	TOT : Total Rebounds	AS : Assists	ST : Steals
TO : Turnovers	BS : Blocked Shots	PF : Fouls	

PRNWB000000AB.00084B 00102122:43V020

Name	G		PTS	PPG	Field Goals		2 Points		3 Points		Free Throws		Rebounds					AS	ST	TO	BS	PF
					M/A	%	M/A	%	M/A	%	M/A	%	OR	DR	TOT							
Australia (AUS)	2	For	81	40.5	34/116	29.3	34/114	29.8	0/2	0.0	13/21	61.9	20	47	67	26	15	19	6	19		
		Agn	38	19.0	16/80	20.0	15/77	19.5	1/3	33.3	5/10	50.0	12	51	63	7	3	48	7	32		
Canada (CAN)	1	For	60	60.0	27/62	43.5	26/58	44.8	1/4	25.0	5/21	23.8	16	26	42	14	12	22	1	8		
		Agn	28	28.0	13/47	27.7	13/47	27.7			2/7	28.6	7	22	29	7	3	35	2	20		
Great Britain (GBR)	2	For	42	21.0	18/80	22.5	18/78	23.1	0/2	0.0	6/22	27.3	11	47	58	11	5	50	5	29		
		Agn	101	50.5	41/127	32.3	40/124	32.3	1/3	33.3	18/30	60.0	31	50	81	27	15	27	5	27		
Germany (GER)	1	For	52	52.0	20/77	26.0	18/70	25.7	2/7	28.6	10/16	62.5	14	24	38	9	3	13		29		
		Agn	62	62.0	22/46	47.8	22/46	47.8			18/36	50.0	6	35	41	9	2	21	2	24		
Japan (JPN)	1	For	62	62.0	22/46	47.8	22/46	47.8			18/36	50.0	6	35	41	9	2	21	2	24		
		Agn	52	52.0	20/77	26.0	18/70	25.7	2/7	28.6	10/16	62.5	14	24	38	9	3	13		29		
Mexico (MEX)	1	For	28	28.0	13/47	27.7	13/47	27.7			2/7	28.6	7	22	29	7	3	35	2	20		
		Agn	60	60.0	27/62	43.5	26/58	44.8	1/4	25.0	5/21	23.8	16	26	42	14	12	22	1	8		
Netherlands (NED)	2	For	71	35.5	33/100	33.0	32/98	32.7	1/2	50.0	4/19	21.1	15	62	77	19	5	31	9	33		
		Agn	64	32.0	28/118	23.7	27/107	25.2	1/11	9.1	7/22	31.8	22	48	70	19	9	19	3	26		
United States of America (USA)	2	For	84	42.0	35/129	27.1	33/117	28.2	2/12	16.7	12/31	38.7	33	51	84	20	9	27	2	34		
		Agn	75	37.5	35/100	35.0	35/99	35.4	0/1	0.0	5/31	16.1	14	58	72	23	7	33	7	30		
TOTALS FOR ALL TEAMS					202/657	30.7	196/628	31.2	6/29	20.7	70/173	40.5	122	314	436	115	54	218	27	196		

Wheelchair Basketball

Wheelchair Basketball

Wheelchair Basketball

Wheelchair Basketball

Legend:

G : Games Played	Agn : Against	PF : Fouls	PTS : Points
PPG : Points per Game	M/A : Made/Attempts	% : Shooting Percentage	OR : Offensive Rebounds
DR : Defensive Rebounds	TOT : Total Rebounds	AS : Assists	ST : Steals
TO : Turnovers	BS : Blocked Shots		

PRNWB000000AC.00085A 00102122:44V020

TOTAL FIELD GOALS %				
Rk	Team	G	M/A	%
1	JPN	1	22/46	47.8%
2	CAN	1	27/62	43.5%
3	NED	2	33/100	33.0%
4	AUS	2	34/116	29.3%
5	MEX	1	13/47	27.7%
6	USA	2	35/129	27.1%
7	GER	1	20/77	26.0%
8	GBR	2	18/80	22.5%

2 POINTS FIELD GOALS %				
Rk	Team	G	M/A	%
1	JPN	1	22/46	47.8%
2	CAN	1	26/58	44.8%
3	NED	2	32/98	32.7%
4	AUS	2	34/114	29.8%
5	USA	2	33/117	28.2%
6	MEX	1	13/47	27.7%
7	GER	1	18/70	25.7%
8	GBR	2	18/78	23.1%

3 POINTS FIELD GOALS %				
Rk	Team	G	M/A	%
1	NED	2	1/2	50.0%
2	GER	1	2/7	28.6%
3	CAN	1	1/4	25.0%
4	USA	2	2/12	16.7%

FREE THROWS %				
Rk	Team	G	M/A	%
1	GER	1	10/16	62.5%
2	AUS	2	13/21	61.9%
3	JPN	1	18/36	50.0%
4	USA	2	12/31	38.7%
5	MEX	1	2/7	28.6%
6	GBR	2	6/22	27.3%
7	CAN	1	5/21	23.8%
8	NED	2	4/19	21.1%

POINTS FOR				
Rk	Team	G	Total	Avg
1	JPN	1	62	62.0
2	CAN	1	60	60.0
3	GER	1	52	52.0
4	USA	2	84	42.0
5	AUS	2	81	40.5
6	NED	2	71	35.5
7	MEX	1	28	28.0
8	GBR	2	42	21.0

POINTS AGAINST				
Rk	Team	G	Total	Avg
1	AUS	2	38	19.0
2	CAN	1	28	28.0
3	NED	2	64	32.0
4	USA	2	75	37.5
5	GBR	2	101	50.5
6	JPN	1	52	52.0
7	MEX	1	60	60.0
8	GER	1	62	62.0

REBOUNDS						
Rk	Team	G	Off	Def	Total	Avg
1	USA	2	33	51	84	42.0
	CAN	1	16	26	42	42.0
3	JPN	1	6	35	41	41.0
4	NED	2	15	62	77	38.5
5	GER	1	14	24	38	38.0
6	AUS	2	20	47	67	33.5
7	GBR	2	11	47	58	29.0
	MEX	1	7	22	29	29.0

ASSISTS				
Rk	Team	G	Total	Avg
1	CAN	1	14	14.0
2	AUS	2	26	13.0
3	USA	2	20	10.0
4	NED	2	19	9.5
5	GER	1	9	9.0
	JPN	1	9	9.0
7	MEX	1	7	7.0
8	GBR	2	11	5.5

STEALS				
Rk	Team	G	Total	Avg
1	CAN	1	12	12.0
2	AUS	2	15	7.5
3	USA	2	9	4.5
4	GER	1	3	3.0
	MEX	1	3	3.0
6	GBR	2	5	2.5
	NED	2	5	2.5
8	JPN	1	2	2.0

TURNOVERS				
Rk	Team	G	Total	Avg
1	MEX	1	35	35.0
2	GBR	2	50	25.0
3	CAN	1	22	22.0
4	JPN	1	21	21.0
5	NED	2	31	15.5
6	USA	2	27	13.5
7	GER	1	13	13.0
8	AUS	2	19	9.5

BLOCKED SHOTS				
Rk	Team	G	Total	Avg
1	NED	2	9	4.5
2	AUS	2	6	3.0
3	GBR	2	5	2.5
4	JPN	1	2	2.0
	MEX	1	2	2.0
6	USA	2	2	1.0
	CAN	1	1	1.0

FOULS				
Rk	Team	G	Total	Avg
1	GER	1	29	29.0
2	JPN	1	24	24.0
3	MEX	1	20	20.0
4	USA	2	34	17.0
5	NED	2	33	16.5
6	GBR	2	29	14.5
7	AUS	2	19	9.5
8	CAN	1	8	8.0

Legend:
G : Games Played **M/A** : Made Attempts % : Shooting Percentage **Avg** : Average per Game
Off : Offensive Rebounds **Def** : Defensive Rebounds **Rk** : Rank

TEAM RANKING AT CONCLUSION OF
DAY 3, OCTOBER 21, 2000

PRNWB000000AD.00085B 00102122:45V020

SCORING											
Rk	Name	Team	G	2 Points		3 Points		Free Throws		Total	Avg
1	JANUSCH Anja	GER	1	10/23	43.5%	0/2	0.0%	3/4	75.0%	23	23.0
2	UEMURA Chika	JPN	1	6/15	40.0%	0/0		5/8	62.5%	17	17.0
3	RADKE Lori	CAN	1	7/12	58.3%	0/0		0/0		14	14.0
	TAKABAYASHI Mika	JPN	1	5/8	62.5%	0/0		4/9	44.4%	14	14.0
5	van VEGGEL Jeanine	NED	2	11/26	42.3%	0/0		3/7	42.9%	25	12.5
6	BENOIT Chantal	CAN	1	4/8	50.0%	1/1	100.0%	1/3	33.3%	12	12.0
7	JOHNSON Josie	USA	2	9/25	36.0%	1/3	33.3%	2/4	50.0%	23	11.5
8	TESCH Liesl	AUS	2	8/25	32.0%	0/2	0.0%	6/8	75.0%	22	11.0
	MASHIKO Megumi	JPN	1	5/8	62.5%	0/0		1/3	33.3%	11	11.0
2 players tied at 10.0											

REBOUNDS							
Rk	Name	Team	G	Off	Def	Total	Avg
1	UEMURA Chika	JPN	1	2	19	21	21.0
2	JANUSCH Anja	GER	1	7	6	13	13.0
3	DEL COLLE Renee	CAN	1	2	9	11	11.0
4	BAILLIE Sarah	GBR	2	3	18	21	10.5
	van VEGGEL Jeanine	NED	2	5	16	21	10.5
6	MASHIKO Megumi	JPN	1	0	10	10	10.0
	MONTANO Ma. Carmen	MEX	1	0	10	10	10.0
8	JOHNSON Josie	USA	2	11	8	19	9.5
9	CRAWFORD Janna Lynnette	USA	2	6	12	18	9.0
2 players tied at 8.5							

ASSIST					
Rk	Name	Team	G	Total	Avg
1	TAKABAYASHI Mika	JPN	1	6	6.0
2	BENOIT Chantal	CAN	1	4	4.0
	VAZQUEZ DELGADILLO Lucia	MEX	1	4	4.0
4	TIGGELMAN Inge	NED	2	7	3.5
	van der LAAN Guda	NED	2	7	3.5
6	ADAMS Julianne	AUS	2	6	3.0
	TESCH Liesl	AUS	2	6	3.0
8	RIPP Christina	USA	2	5	2.5
	WEBB Jane	AUS	2	5	2.5
	WILD Ann	GBR	2	5	2.5

STEALS					
Rk	Name	Team	G	Total	Avg
1	OHAMA Kendra	CAN	1	3	3.0
2	MOSELY Alison	AUS	2	4	2.0
	TESCH Liesl	AUS	2	4	2.0
	JANUSCH Anja	GER	1	2	2.0
	MONTANO Ma. Carmen	MEX	1	2	2.0
	RADKE Lori	CAN	1	2	2.0
	STILWELL Michelle	CAN	1	2	2.0
15 players tied at 1.0					

TURNOVERS					
Rk	Name	Team	G	Total	Avg
1	VAZQUEZ Teresita	MEX	1	8	8.0
2	WILD Ann	GBR	2	14	7.0
3	van der LAAN Guda	NED	2	12	6.0
4	DEL COLLE Renee	CAN	1	5	5.0
	PETERS Marnie	CAN	1	5	5.0
	UEMURA Chika	JPN	1	5	5.0
7 players tied at 4.0					

BLOCKED SHOTS					
Rk	Name	Team	G	Total	Avg
1	van VEGGEL Jeanine	NED	2	6	3.0
2	VAZQUEZ DELGADILLO Lucia	MEX	1	2	2.0
3	MOSELY Alison	AUS	2	3	1.5
	MacLEAN Caroline	GBR	2	3	1.5
5	TESCH Liesl	AUS	2	2	1.0
	TIGGELMAN Inge	NED	2	2	1.0
	DEL COLLE Renee	CAN	1	1	1.0
	MASHIKO Megumi	JPN	1	1	1.0
	SOEDA Tomoe	JPN	1	1	1.0
	TANBERG Bobbi	USA	1	1	1.0

FOULS					
Rk	Name	Team	G	Total	Avg
1	JANUSCH Anja	GER	1	5	5.0
	MASHIKO Megumi	JPN	1	5	5.0
3	WILD Ann	GBR	2	8	4.0
	KIRSTE Heidi	GER	1	4	4.0
	MIRANDA Claudia	MEX	1	4	4.0
	NGUYEN-THI Nu	GER	1	4	4.0
	OEZTUERK Cemile	GER	1	4	4.0
	SEIFERT Nicole	GER	1	4	4.0
	UEMURA Chika	JPN	1	4	4.0
10	van der LAAN Guda	NED	2	7	3.5

Legend:

G : Games Played **M/A** : Made Attempts % : Shooting Percentage **Avg** : Average per Game
Off : Offensive Rebounds **Def** : Defensive Rebounds **Rk** : Rank

NOTE: Players eligible for statistics with attempts/games minimum, have to play at least 50% of all games

PLAYER RANKING AT CONCLUSION OF DAY 3, OCTOBER 21, 2000

TOTAL FIELD GOALS % (8 attempts/game minimum)

Rk	Name	Team	G	M/A	%
1	MASHIKO Megumi	JPN	1	5/8	62.5%
	TAKABAYASHI Mika	JPN	1	5/8	62.5%
3	RADKE Lori	CAN	1	7/12	58.3%
4	BENOIT Chantal	CAN	1	5/9	55.6%
5	BAILLIE Sarah	GBR	2	9/19	47.4%
6	CARTER Amanda	AUS	2	9/20	45.0%
7	van VEGGEL Jeanine	NED	2	11/26	42.3%
8	JANUSCH Anja	GER	1	10/25	40.0%
	UEMURA Chika	JPN	1	6/15	40.0%
10	VERST Amy	USA	2	7/18	38.9%

TOTAL FIELD GOALS MADE

Rk	Name	Team	G	Total	Avg
1	JANUSCH Anja	GER	1	10	10.0
2	RADKE Lori	CAN	1	7	7.0
3	UEMURA Chika	JPN	1	6	6.0
4	van VEGGEL Jeanine	NED	2	11	5.5
5	JOHNSON Josie	USA	2	10	5.0
	BENOIT Chantal	CAN	1	5	5.0
	MASHIKO Megumi	JPN	1	5	5.0
	TAKABAYASHI Mika	JPN	1	5	5.0
9	BAILLIE Sarah	GBR	2	9	4.5
	CARTER Amanda	AUS	2	9	4.5

2 POINTS FIELD GOALS % (6 attempts/game minimum)

Rk	Name	Team	G	M/A	%
1	MASHIKO Megumi	JPN	1	5/8	62.5%
	TAKABAYASHI Mika	JPN	1	5/8	62.5%
3	RADKE Lori	CAN	1	7/12	58.3%
4	BENOIT Chantal	CAN	1	4/8	50.0%
	DEL COLLE Renee	CAN	1	3/6	50.0%
6	BAILLIE Sarah	GBR	2	9/19	47.4%
7	CARTER Amanda	AUS	2	9/20	45.0%
8	FERGUSON Tracey	CAN	1	4/9	44.4%
9	JANUSCH Anja	GER	1	10/23	43.5%
10	MONTANO Ma. Carmen	MEX	1	3/7	42.9%

2 POINTS FIELD GOALS MADE

Rk	Name	Team	G	Total	Avg
1	JANUSCH Anja	GER	1	10	10.0
2	RADKE Lori	CAN	1	7	7.0
3	UEMURA Chika	JPN	1	6	6.0
4	van VEGGEL Jeanine	NED	2	11	5.5
5	MASHIKO Megumi	JPN	1	5	5.0
	TAKABAYASHI Mika	JPN	1	5	5.0
7	BAILLIE Sarah	GBR	2	9	4.5
	CARTER Amanda	AUS	2	9	4.5
	JOHNSON Josie	USA	2	9	4.5

4 players tied at 4.0

3 POINTS FIELD GOALS % (2 attempts/game minimum)

Rk	Name	Team	G	M/A	%
1	KIRSTE Heidi	GER	1	2/4	50.0%
2	RIPP Christina	USA	2	1/8	12.5%

3 POINTS FIELD GOALS MADE

Rk	Name	Team	G	Total	Avg
1	KIRSTE Heidi	GER	1	2	2.0
2	BENOIT Chantal	CAN	1	1	1.0
3	JOHNSON Josie	USA	2	1	0.5
	RIPP Christina	USA	2	1	0.5
	TIGGELMAN Inge	NED	2	1	0.5

FREE THROWS % (3 attempts/game minimum)

Rk	Name	Team	G	M/A	%
1	TESCH Liesl	AUS	2	6/8	75.0%
	JANUSCH Anja	GER	1	3/4	75.0%
3	MINAMIKAWA Sachiko	JPN	1	5/8	62.5%
	UEMURA Chika	JPN	1	5/8	62.5%
5	RIPP Christina	USA	2	6/12	50.0%
	SOEDA Tomoe	JPN	1	3/6	50.0%
7	TAKABAYASHI Mika	JPN	1	4/9	44.4%
8	PETTINICCHI Sabrina	CAN	1	3/7	42.9%
	van VEGGEL Jeanine	NED	2	3/7	42.9%

4 players tied at 33.3

FREE THROWS MADE

Rk	Name	Team	G	Total	Avg
1	MINAMIKAWA Sachiko	JPN	1	5	5.0
	UEMURA Chika	JPN	1	5	5.0
3	TAKABAYASHI Mika	JPN	1	4	4.0
4	RIPP Christina	USA	2	6	3.0
	TESCH Liesl	AUS	2	6	3.0
	JANUSCH Anja	GER	1	3	3.0
	PETTINICCHI Sabrina	CAN	1	3	3.0
	SOEDA Tomoe	JPN	1	3	3.0

4 players tied at 2.0

Legend:

G : Games Played **M/A** : Made Attempts **%** : Shooting Percentage **Avg** : Average per Game
Off : Offensive Rebounds **Def** : Defensive Rebounds **Rk** : Rank

NOTE: Players eligible for statistics with attempts/games minimum, have to play at least 50% of all games

PLAYER RANKING AT CONCLUSION OF DAY 3, OCTOBER 21, 2000

PRNWB000000AE.00076A 00102122:49V010

TODAY'S MATCHES

Teams	Start	Half Time	Full Time	End of Regulation
FRA Vs JPN	14:15	36 - 22	67 - 44	
RSA Vs CAN	14:15	9 - 40	25 - 85	
KOR Vs AUS	16:15	19 - 42	33 - 77	
GER Vs USA	16:15	28 - 32	46 - 58	
GBR Vs MEX	19:00	42 - 32	70 - 58	
SWE Vs NED	21:00	13 - 25	45 - 62	

Preliminary Group A								MATCHES			POINTS		Class.
Rank		USA	CAN	GBR	GER	MEX	RSA	PLAY	WON	LOST	FOR	AGST	Points
1	USA		23-Oct	22-Oct	58-46	60-44	97-25	3	3	0	215	115	6
2	CAN	23-Oct		55-50	22-Oct	61-33	85-25	3	3	0	201	108	6
3	GBR	22-Oct	50-55		61-43	70-58	23-Oct	3	2	1	181	156	5
4	GER	46-58	22-Oct	43-61		23-Oct	113-27	3	1	2	202	146	4
5	MEX	44-60	33-61	58-70	23-Oct		22-Oct	3	0	3	135	191	3
6	RSA	25-97	25-85	23-Oct	27-113	22-Oct		3	0	3	77	295	3

Preliminary Group B								MATCHES			POINTS		Class.
Rank		NED	FRA	AUS	SWE	JPN	KOR	PLAY	WON	LOST	FOR	AGST	Points
1	NED		22-Oct	23-Oct	62-45	62-52	83-48	3	3	0	207	145	6
2	FRA	22-Oct		63-54	51-50	67-44	23-Oct	3	3	0	181	148	6
3	AUS	23-Oct	54-63		22-Oct	64-36	77-33	3	2	1	195	132	5
4	SWE	45-62	50-51	22-Oct		23-Oct	57-55	3	1	2	152	168	4
5	JPN	52-62	44-67	36-64	23-Oct		22-Oct	3	0	3	132	193	3
6	KOR	48-83	23-Oct	33-77	55-57	22-Oct		3	0	3	136	217	3

3 rd of GROUP B	— 25-Oct 14:15	
2 nd of GROUP A		#45
		26-Oct 21:00
		#54
4 th of GROUP A	— 25-Oct 16:15	
1 st of GROUP B		#46
		28-Oct 21:30
		#66
3 rd of GROUP A	— 25-Oct 11:30	
2 nd of GROUP B		#44
		26-Oct 19:00
		#53
4 th of GROUP B	— 25-Oct 9:30	
1 st of GROUP A	—	#43

1st-2nd Place
28-Oct 21:30
#66

5th-8th Place	Loser of #46	— 27-Oct 11:30	
	Loser of #45		#56
			28-Oct 16:30
			#64
5th-8th Place	Loser of #44	— 27-Oct 9:30	
	Loser of #43		#55
7th-8th Place	Loser of #56	— 28-Oct 14:30	
	Loser of #55		#63
9th-12th Place	6 th of GROUP B	— 26-Oct 14:15	
	5 th of GROUP A		#51
			28-Oct 11:30
			#62
9th-12th Place	6 th of GROUP A	— 26-Oct 16:15	
	5 th of GROUP B		#52
11th-12th Place	Loser of #51	— 28-Oct 9:30	
	Loser of #52		#61

3rd-4th Place	Loser of #54	— 28-Oct 19:30	
	Loser of #53		#65

Legend: OT: Over Time.

ROUND SUMMARY AT CONCLUSION
OF DAY 3, OCTOBER 21, 2000

PRNWB000000AF.00084B 00102122:50V030

Name	G		PTS	PPG	Field Goals		2 Points		3 Points		Free Throws		Rebounds			AS	ST	TO	BS	PF
					M/A	%	M/A	%	M/A	%	M/A	%	OR	DR	TOT					
Australia (AUS)	3	For	195	65.0	77/171	45.0	76/161	47.2	1/10	10.0	40/71	56.3	37	89	126	44	18	42	4	65
		Agn	132	44.0	51/159	32.1	49/141	34.8	2/18	11.1	28/72	38.9	28	57	85	24	11	44	2	70
Canada (CAN)	3	For	201	67.0	79/166	47.6	77/156	49.4	2/10	20.0	41/87	47.1	30	96	126	43	15	44	8	49
		Agn	108	36.0	46/175	26.3	43/152	28.3	3/23	13.0	13/42	31.0	27	65	92	28	11	55	3	74
France (FRA)	3	For	181	60.3	70/172	40.7	69/162	42.6	1/10	10.0	40/81	49.4	32	78	110	42	17	41	3	74
		Agn	148	49.3	51/150	34.0	49/137	35.8	2/13	15.4	44/83	53.0	23	79	102	31	11	52	2	77
Great Britain (GBR)	3	For	181	60.3	77/179	43.0	71/157	45.2	6/22	27.3	21/50	42.0	33	89	122	47	10	47	4	73
		Agn	156	52.0	60/171	35.1	58/151	38.4	2/20	10.0	34/65	52.3	26	65	91	29	16	39	3	60
Germany (GER)	3	For	202	67.3	87/202	43.1	87/197	44.2	0/5	0.0	28/44	63.6	27	71	98	54	20	37	2	65
		Agn	146	48.7	56/144	38.9	52/134	38.8	4/10	40.0	30/73	41.1	23	90	113	30	9	66	3	62
Japan (JPN)	3	For	132	44.0	48/164	29.3	44/135	32.6	4/29	13.8	32/62	51.6	19	68	87	27	17	47	2	64
		Agn	193	64.3	81/179	45.3	79/169	46.7	2/10	20.0	29/53	54.7	35	87	122	54	17	46	3	61
Korea (KOR)	3	For	136	45.3	54/153	35.3	51/141	36.2	3/12	25.0	25/71	35.2	28	70	98	30	10	75	2	74
		Agn	217	72.3	90/203	44.3	90/196	45.9	0/7	0.0	37/67	55.2	47	85	132	52	32	49	9	74
Mexico (MEX)	3	For	135	45.0	57/178	32.0	56/153	36.6	1/25	4.0	20/40	50.0	24	62	86	21	15	50	4	68
		Agn	191	63.7	79/165	47.9	79/162	48.8	0/3	0.0	33/63	52.4	24	90	114	54	15	49	3	49
Netherlands (NED)	3	For	207	69.0	86/185	46.5	83/171	48.5	3/14	21.4	32/62	51.6	32	80	112	46	20	43	7	66
		Agn	145	48.3	57/168	33.9	51/137	37.2	6/31	19.4	25/52	48.1	21	71	92	30	13	56	1	68
South Africa (RSA)	3	For	77	25.7	30/138	21.7	30/131	22.9	0/7	0.0	17/49	34.7	17	51	68	17	12	92	2	65
		Agn	295	98.3	127/225	56.4	126/220	57.3	1/5	20.0	40/73	54.8	49	87	136	71	29	44	8	43
Sweden (SWE)	3	For	152	50.7	58/176	33.0	56/161	34.8	2/15	13.3	34/64	53.1	36	77	113	33	16	48	3	78
		Agn	168	56.0	63/162	38.9	61/151	40.4	2/11	18.2	40/84	47.6	30	83	113	31	14	49	4	71
United States of America (USA)	3	For	215	71.7	91/187	48.7	89/185	48.1	2/2	100.0	31/68	45.6	38	92	130	57	19	40	3	30
		Agn	115	38.3	53/170	31.2	52/160	32.5	1/10	10.0	8/22	36.4	20	64	84	27	11	57	3	62
TOTALS FOR ALL TEAMS					814/2071	39.3	789/1910	41.3	25/161	15.5	361/749	48.2	353	923	1276	461	189	606	44	771

Legend:

G : Games Played	Agn : Against	PF : Fouls	PTS : Points
PPG : Points per Game	M/A : Made/Attempts	% : Shooting Percentage	OR : Offensive Rebounds
DR : Defensive Rebounds	TOT : Total Rebounds	AS : Assists	ST : Steals
TO : Turnovers	BS : Blocked Shots		

PRNWB000000B0.00085A 00102122:51V030

TOTAL FIELD GOALS %				
Rk	Team	G	M/A	%
1	USA	3	91/187	48.7%
2	CAN	3	79/166	47.6%
3	NED	3	86/185	46.5%
4	AUS	3	77/171	45.0%
5	GER	3	87/202	43.1%
6	GBR	3	77/179	43.0%
7	FRA	3	70/172	40.7%
8	KOR	3	54/153	35.3%
9	SWE	3	58/176	33.0%
10	MEX	3	57/178	32.0%
11	JPN	3	48/164	29.3%
12	RSA	3	30/138	21.7%

2 POINTS FIELD GOALS %				
Rk	Team	G	M/A	%
1	CAN	3	77/156	49.4%
2	NED	3	83/171	48.5%
3	USA	3	89/185	48.1%
4	AUS	3	76/161	47.2%
5	GBR	3	71/157	45.2%
6	GER	3	87/197	44.2%
7	FRA	3	69/162	42.6%
8	MEX	3	56/153	36.6%
9	KOR	3	51/141	36.2%
10	SWE	3	56/161	34.8%
11	JPN	3	44/135	32.6%
12	RSA	3	30/131	22.9%

3 POINTS FIELD GOALS %				
Rk	Team	G	M/A	%
1	USA	3	2/2	100.0%
2	GBR	3	6/22	27.3%
3	KOR	3	3/12	25.0%
4	NED	3	3/14	21.4%
5	CAN	3	2/10	20.0%
6	JPN	3	4/29	13.8%
7	SWE	3	2/15	13.3%
8	AUS	3	1/10	10.0%
	FRA	3	1/10	10.0%
10	MEX	3	1/25	4.0%

FREE THROWS %				
Rk	Team	G	M/A	%
1	GER	3	28/44	63.6%
2	AUS	3	40/71	56.3%
3	SWE	3	34/64	53.1%
4	JPN	3	32/62	51.6%
	NED	3	32/62	51.6%
6	MEX	3	20/40	50.0%
7	FRA	3	40/81	49.4%
8	CAN	3	41/87	47.1%
9	USA	3	31/68	45.6%
10	GBR	3	21/50	42.0%
11	KOR	3	25/71	35.2%
12	RSA	3	17/49	34.7%

POINTS FOR				
Rk	Team	G	Total	Avg
1	USA	3	215	71.7
2	NED	3	207	69.0
3	GER	3	202	67.3
4	CAN	3	201	67.0
5	AUS	3	195	65.0
6	FRA	3	181	60.3
	GBR	3	181	60.3
8	SWE	3	152	50.7
9	KOR	3	136	45.3
10	MEX	3	135	45.0
11	JPN	3	132	44.0
12	RSA	3	77	25.7

POINTS AGAINST				
Rk	Team	G	Total	Avg
1	CAN	3	108	36.0
2	USA	3	115	38.3
3	AUS	3	132	44.0
4	NED	3	145	48.3
5	GER	3	146	48.7
6	FRA	3	148	49.3
7	GBR	3	156	52.0
8	SWE	3	168	56.0
9	MEX	3	191	63.7
10	JPN	3	193	64.3
11	KOR	3	217	72.3
12	RSA	3	295	98.3

REBOUNDS						
Rk	Team	G	Off	Def	Total	Avg
1	USA	3	38	92	130	43.3
2	AUS	3	37	89	126	42.0
	CAN	3	30	96	126	42.0
4	GBR	3	33	89	122	40.7
5	SWE	3	36	77	113	37.7
6	NED	3	32	80	112	37.3
7	FRA	3	32	78	110	36.7
8	GER	3	27	71	98	32.7
	KOR	3	28	70	98	32.7
10	JPN	3	19	68	87	29.0
11	MEX	3	24	62	86	28.7
12	RSA	3	17	51	68	22.7

ASSISTS				
Rk	Team	G	Total	Avg
1	USA	3	57	19.0
2	GER	3	54	18.0
3	GBR	3	47	15.7
4	NED	3	46	15.3
5	AUS	3	44	14.7
6	CAN	3	43	14.3
7	FRA	3	42	14.0
8	SWE	3	33	11.0
9	KOR	3	30	10.0
10	JPN	3	27	9.0
11	MEX	3	21	7.0
12	RSA	3	17	5.7

STEALS				
Rk	Team	G	Total	Avg
1	GER	3	20	6.7
	NED	3	20	6.7
3	USA	3	19	6.3
4	AUS	3	18	6.0
5	FRA	3	17	5.7
	JPN	3	17	5.7
7	SWE	3	16	5.3
8	CAN	3	15	5.0
	MEX	3	15	5.0
10	RSA	3	12	4.0
11	GBR	3	10	3.3
	KOR	3	10	3.3

TURNOVERS				
Rk	Team	G	Total	Avg
1	RSA	3	92	30.7
2	KOR	3	75	25.0
3	MEX	3	50	16.7
4	SWE	3	48	16.0
5	GBR	3	47	15.7
	JPN	3	47	15.7
7	CAN	3	44	14.7
8	NED	3	43	14.3
9	AUS	3	42	14.0
10	FRA	3	41	13.7
11	USA	3	40	13.3
12	GER	3	37	12.3

BLOCKED SHOTS				
Rk	Team	G	Total	Avg
1	CAN	3	8	2.7
2	NED	3	7	2.3
3	AUS	3	4	1.3
	GBR	3	4	1.3
	MEX	3	4	1.3
6	FRA	3	3	1.0
	SWE	3	3	1.0
	USA	3	3	1.0
9	GER	3	2	0.7
	JPN	3	2	0.7
	KOR	3	2	0.7
	RSA	3	2	0.7

FOULS				
Rk	Team	G	Total	Avg
1	SWE	3	78	26.0
2	FRA	3	74	24.7
	KOR	3	74	24.7
4	GBR	3	73	24.3
5	MEX	3	68	22.7
6	NED	3	66	22.0
7	AUS	3	65	21.7
	GER	3	65	21.7
	RSA	3	65	21.7
10	JPN	3	64	21.3
11	CAN	3	49	16.3
12	USA	3	30	10.0

Legend:
G : Games Played **M/A** : Made Attempts % : Shooting Percentage **Avg** : Average per Game
Off : Offensive Rebounds **Def** : Defensive Rebounds **Rk** : Rank

TEAM RANKING AT CONCLUSION OF
DAY 3, OCTOBER 21, 2000

PRNWB000000B1.00085B 00102122:53V030

SCORING											
Rk	Name	Team	G	2 Points		3 Points		Free Throws		Total	Avg
1	JANSENS Koen	NED	3	31/58	53.4%	1/1	100.0%	16/21	76.2%	81	27.0
2	SACHS Troy	AUS	3	22/42	52.4%	1/3	33.3%	25/37	67.6%	72	24.0
3	BAYE Philippe	FRA	3	24/53	45.3%	0/6	0.0%	22/30	73.3%	70	23.3
4	ANDERSON Patrick	CAN	3	22/37	59.5%	2/7	28.6%	8/12	66.7%	58	19.3
5	GLASBRENNER Jeffrey James	USA	3	23/32	71.9%	0/0		4/19	21.1%	50	16.7
7	ZAVALA Salvador	MEX	3	21/44	47.7%	0/1	0.0%	8/11	72.7%	50	16.7
7	NESS Brad	AUS	3	22/39	56.4%	0/0		3/7	42.9%	47	15.7
8	BERGLUND Gunnar	SWE	3	14/30	46.7%	1/7	14.3%	8/13	61.5%	39	13.0
	PRICE Colin	GBR	3	18/32	56.3%	0/0		3/10	30.0%	39	13.0

2 players tied at 12.3

REBOUNDS							
Rk	Name	Team	G	Off	Def	Total	Avg
1	MUNN Simon	GBR	3	12	27	39	13.0
2	ANDERSSON Lars-Gunnar	SWE	3	7	30	37	12.3
3	ANDERSON Patrick	CAN	3	8	28	36	12.0
4	NESS Brad	AUS	3	10	25	35	11.7
5	SACHS Troy	AUS	3	6	28	34	11.3
6	JANSENS Koen	NED	3	10	23	33	11.0
7	GLASBRENNER Jeffrey James	USA	3	7	25	32	10.7
	KIM Ji-Nam	KOR	3	9	23	32	10.7
9	BAYE Philippe	FRA	3	6	24	30	10.0
10	KOEHLER Dirk	GER	3	8	21	29	9.7

ASSIST					
Rk	Name	Team	G	Total	Avg
1	van der LINDEN Gert Jan	NED	3	27	9.0
2	GUYOT Frederic	FRA	3	22	7.3
3	CHRISTINK Lars	GER	3	16	5.3
	JUETTE Melvin Sean	USA	3	16	5.3
5	SACHS Troy	AUS	3	14	4.7
6	KORETOMO Keisuke	JPN	3	13	4.3
	ORTEGA Raul	MEX	3	13	4.3
	SCHULTE Paul	USA	3	13	4.3
9	PRICE Colin	GBR	3	12	4.0

2 players tied at 3.3

STEALS					
Rk	Name	Team	G	Total	Avg
1	JANSENS Koen	NED	3	8	2.7
	JEBARI Mustafa	NED	3	8	2.7
	KORETOMO Keisuke	JPN	3	8	2.7
	SACHS Troy	AUS	3	8	2.7
5	ANDERSON Patrick	CAN	3	6	2.0
	ORTEGA Raul	MEX	3	6	2.0
7	ANDERSSON Lars-Gunnar	SWE	3	5	1.7
	KOEHLER Dirk	GER	3	5	1.7
	WIMMERS Guido	GER	3	5	1.7
	ZAVALA Salvador	MEX	3	5	1.7

TURNOVERS					
Rk	Name	Team	G	Total	Avg
1	IM Chan-Kuw	KOR	3	16	5.3
2	HERNANDEZ Gilberto	MEX	2	9	4.5
3	OESCHGER Kobus	RSA	3	13	4.3
4	MANYANA Buntu	RSA	3	12	4.0
5	HAN Sa-Hyun	KOR	3	11	3.7
	KO Kwang-Yub	KOR	3	11	3.7
	KORETOMO Keisuke	JPN	3	11	3.7
	OSHIMA Tomohiko	JPN	3	11	3.7
	SACHS Troy	AUS	3	11	3.7
	WILLIAMS Ralph	RSA	3	11	3.7

BLOCKED SHOTS					
Rk	Name	Team	G	Total	Avg
1	JOHNSON Joey	CAN	3	4	1.3
2	ANDERSON Patrick	CAN	3	3	1.0
3	ANDERSSON Lars-Gunnar	SWE	3	2	0.7
	ISAIAS Armando	MEX	3	2	0.7
	MUNN Simon	GBR	3	2	0.7
	NESS Brad	AUS	3	2	0.7
	SACHS Troy	AUS	3	2	0.7
	WALLER William Henry	USA	3	2	0.7
	van der WERF Kornelis	NED	3	2	0.7
10	't LAM Wim	NED	2	1	0.5

FOULS					
Rk	Name	Team	G	Total	Avg
1	OSHIMA Tomohiko	JPN	3	14	4.7
2	VICTOR Joppie	RSA	3	13	4.3
3	ABLORH Enoch	SWE	3	12	4.0
	AKERBERG Thomas	SWE	3	12	4.0
	HAN Sa-Hyun	KOR	3	12	4.0
	IM Chan-Kuw	KOR	3	12	4.0
	JIMBO Yasuhiro	JPN	3	12	4.0
	KO Kwang-Yub	KOR	3	12	4.0
	MARTENS Rene	NED	2	8	4.0

3 players tied at 3.7

Legend:
G : Games Played **M/A** : Made Attempts % : Shooting Percentage **Avg** : Average per Game
Off : Offensive Rebounds **Def** : Defensive Rebounds **Rk** : Rank

NOTE: Players eligible for statistics with attempts/games minimum, have to play at least 50% of all games

PLAYER RANKING AT CONCLUSION OF
DAY 3, OCTOBER 21, 2000

TOTAL FIELD GOALS % (8 attempts/game minimum)

Rk	Name	Team	G	M/A	%
1	GLASBRENNER Jeffrey James	USA	3	23/32	71.9%
2	NESS Brad	AUS	3	22/39	56.4%
3	PRICE Colin	GBR	3	18/32	56.3%
	GILL JR Chuck	USA	2	9/16	56.3%
5	THALHEIM Dirk	GER	3	16/29	55.2%
6	ANDERSON Patrick	CAN	3	24/44	54.5%
7	JANSENS Koen	NED	3	32/59	54.2%
8	SACHS Troy	AUS	3	23/45	51.1%
9	OTTO Martin	GER	2	9/18	50.0%
10	ZAVALA Salvador	MEX	3	21/45	46.7%

TOTAL FIELD GOALS MADE

Rk	Name	Team	G	Total	Avg
1	JANSENS Koen	NED	3	32	10.7
2	ANDERSON Patrick	CAN	3	24	8.0
	BAYE Philippe	FRA	3	24	8.0
4	GLASBRENNER Jeffrey James	USA	3	23	7.7
	SACHS Troy	AUS	3	23	7.7
6	NESS Brad	AUS	3	22	7.3
7	ZAVALA Salvador	MEX	3	21	7.0
8	PRICE Colin	GBR	3	18	6.0
9	BOUSTILA Ouahid	FRA	3	16	5.3
	THALHEIM Dirk	GER	3	16	5.3

2 POINTS FIELD GOALS % (6 attempts/game minimum)

Rk	Name	Team	G	M/A	%
1	GLASBRENNER Jeffrey James	USA	3	23/32	71.9%
2	van der WERF Kornelis	NED	3	14/20	70.0%
3	ANDERSON Patrick	CAN	3	22/37	59.5%
4	SCHULTE Paul	USA	3	12/21	57.1%
	WALLER William Henry	USA	3	12/21	57.1%
6	NESS Brad	AUS	3	22/39	56.4%
7	PRICE Colin	GBR	3	18/32	56.3%
	GILL JR Chuck	USA	2	9/16	56.3%
9	THALHEIM Dirk	GER	3	16/29	55.2%
10	JANSENS Koen	NED	3	31/58	53.4%

2 POINTS FIELD GOALS MADE

Rk	Name	Team	G	Total	Avg
1	JANSENS Koen	NED	3	31	10.3
2	BAYE Philippe	FRA	3	24	8.0
3	GLASBRENNER Jeffrey James	USA	3	23	7.7
4	ANDERSON Patrick	CAN	3	22	7.3
	NESS Brad	AUS	3	22	7.3
	SACHS Troy	AUS	3	22	7.3
7	ZAVALA Salvador	MEX	3	21	7.0
8	PRICE Colin	GBR	3	18	6.0
9	THALHEIM Dirk	GER	3	16	5.3

3 players tied at 5.0

3 POINTS FIELD GOALS % (2 attempts/game minimum)

Rk	Name	Team	G	M/A	%
1	KORETOMO Keisuke	JPN	3	3/9	33.3%
2	ANDERSON Patrick	CAN	3	2/7	28.6%
3	POLLOCK Jonathan	GBR	3	4/15	26.7%
4	van der LINDEN Gert Jan	NED	3	2/12	16.7%
5	BERGLUND Gunnar	SWE	3	1/7	14.3%
6	MIYAKE Katsumi	JPN	3	1/11	9.1%

3 POINTS FIELD GOALS MADE

Rk	Name	Team	G	Total	Avg
1	POLLOCK Jonathan	GBR	3	4	1.3
2	KORETOMO Keisuke	JPN	3	3	1.0
3	ADEPITAN Ade	GBR	3	2	0.7
	ANDERSON Patrick	CAN	3	2	0.7
	IM Chan-Kuw	KOR	3	2	0.7
	van der LINDEN Gert Jan	NED	3	2	0.7

10 players tied at 0.3

FREE THROWS % (3 attempts/game minimum)

Rk	Name	Team	G	M/A	%
1	JANSENS Koen	NED	3	16/21	76.2%
2	BAYE Philippe	FRA	3	22/30	73.3%
3	ZAVALA Salvador	MEX	3	8/11	72.7%
4	KOEHLER Dirk	GER	3	7/10	70.0%
5	SACHS Troy	AUS	3	25/37	67.6%
6	ANDERSON Patrick	CAN	3	8/12	66.7%
	HAN Sa-Hyun	KOR	3	8/12	66.7%
	AKERBERG Thomas	SWE	3	6/9	66.7%
	MIYAKE Katsumi	JPN	3	6/9	66.7%
10	OSHIMA Tomohiko	JPN	3	13/20	65.0%

FREE THROWS MADE

Rk	Name	Team	G	Total	Avg
1	SACHS Troy	AUS	3	25	8.3
2	BAYE Philippe	FRA	3	22	7.3
3	JANSENS Koen	NED	3	16	5.3
4	OSHIMA Tomohiko	JPN	3	13	4.3
5	DUREPOS Dave	CAN	3	10	3.3
	KO Kwang-Yub	KOR	3	10	3.3
7	JIMBO Yasuhiro	JPN	3	9	3.0
	SCHULTE Paul	USA	3	9	3.0
	van der LINDEN Gert Jan	NED	3	9	3.0

5 players tied at 2.7

Legend:

G : Games Played **M/A** : Made Attempts **%** : Shooting Percentage **Avg** : Average per Game
Off : Offensive Rebounds **Def** : Defensive Rebounds **Rk** : Rank

NOTE: Players eligible for statistics with attempts/games minimum, have to play at least 50% of all games

PLAYER RANKING AT CONCLUSION OF
 DAY 3, OCTOBER 21, 2000

PRNWB000000B2.00058 00102122:55V010

TIME	TEAMS	PHASE	Match No.	GENDER	LOCATION	REFEREES
9:30	MEX vs RSA	Preliminary Group A	25	MEN	Sydney SuperDome	BURFORD Jonathon (USA) GAUTHIER Sebastien (CAN) CHUNG Hak Mo (KOR)
11:30	NED vs FRA	Preliminary Group B	26	MEN	Sydney SuperDome	BRIERE Gilles (CAN) ENGLISH Robert (GBR) DEWELL Ross (AUS)
14:15	USA vs GBR	Preliminary Group A	27	MEN	Sydney SuperDome	WALLAART Edwin (NED) CAMPOS PERIS Sergio (ESP) ESHENKO Vladimer (CAN)
14:15	NED vs GBR	Preliminary Group A	28	WOMEN	The Dome	RAMOT Itzhack (ISR) TSOUNTSOURAS Spiridon (GRE) SUGIYAMA Kaneyoshi (JPN)
16:15	SWE vs AUS	Preliminary Group B	29	MEN	Sydney SuperDome	OTTO Jorg-ulich (GER) GONZALES Anthony (USA) SCHOENACKER David (FRA)
16:15	JPN vs MEX	Preliminary Group B	30	WOMEN	The Dome	BEHRE Christofer (SWE) VLUG Theodorus (NED) EL-DEIN EL-KHATEB Bahaa (JOR)
19:00	JPN vs KOR	Preliminary Group B	31	MEN	Sydney SuperDome	GAUTHIER Sebastien (CAN) JUNGMANN Hans-Dieter (GER) ARNOLD Sharon (AUS)
19:00	CAN vs GER	Preliminary Group B	32	WOMEN	The Dome	CAMPOS PERIS Sergio (ESP) BURFORD Jonathon (USA) BHANIA Balwant (GBR)
21:00	CAN vs GER	Preliminary Group A	33	MEN	Sydney SuperDome	CALIGIURI Gabriele (AUS) SUGIYAMA Kaneyoshi (JPN) BEHRE Christofer (SWE)
21:00	AUS vs USA	Preliminary Group A	34	WOMEN	The Dome	ESHENKO Vladimer (CAN) VLUG Theodorus (NED) TSOUNTSOURAS Spiridon (GRE)

Wheelchair Basketball

Wheelchair Basketball

Wheelchair Basketball

Wheelchair Basketball

PRNWB000000B3.00051 00102122:56V010

Match No: 26

NED vs FRA

Start Time: 11:30

Referees: BRIERE Gilles (CAN)
ENGLISH Robert (GBR)

DEWELL Ross (AUS)

Netherlands (NED)

No.	Name	Class Points	Age	PPG	FG%	3FG%	FT%	RPG	APG	MPG
4	OOSTERBOSCH Mario	4.0	22	1.3	66.7			1.0		2:43
5	DETTMER Ruud	1.0	30	0.7	12.5			3.3	0.7	17:37
6	de ROOIJ Anton	1.0	33	5.0	38.9		25.0	2.7	1.3	32:04
7	JEBARI Mustafa	3.0	27	5.0	35.3		37.5	4.7	1.3	24:32
8	van GENT Arie	1.0	31							9:43
9	de GOEDE Frank	2.0	28	4.0	40.0					14:47
10	van der LINDEN Gert Jan (C)	4.0	33	11.0	36.7	16.7	50.0	7.0	9.0	36:47
11	't LAM Wim	4.0	30	2.5	40.0		33.3	3.5		7:08
12	JANSENS Koen	4.0	27	27.0	54.2	100.0	76.2	11.0	1.7	31:27
13	MARTENS Rene	1.5	31	4.0	50.0	0.0		1.0	1.0	13:33
14	van de BUNTE Kees	4.0	33	3.0	50.0		16.7	2.0		4:38
15	van der WERF Kornelis	4.0	32	9.7	70.0		50.0	4.0	0.7	18:12
TEAM			29.8	69.0	46.5	21.4	51.6	37.3	15.3	
Coach	VERHEUVEL Rob									
Assistant Coach	VERGOOSSEN Luc									

NED Played		
PR	KOR	83-48
PR	JPN	62-52
PR	SWE	62-45

France (FRA)

No.	Name	Class Points	Age	PPG	FG%	3FG%	FT%	RPG	APG	MPG
4	SALLEM Riadh	1.0	30	1.3	40.0		0.0	0.7		10:03
5	ABOUKIR Jean-Denis	2.5	34	4.0	36.4		66.7	3.0	1.0	22:36
6	LIBMAN Bertrand	3.0	29	0.7	0.0		50.0	2.0	0.3	9:05
7	COURNEIL Jerome	2.0	24	2.0	50.0		0.0	2.0	0.3	16:51
8	BOUSTILA Ouahid	4.0	34	12.0	42.1	33.3	27.3	6.7	1.3	20:56
9	FAHRASMANE Mario (C)	4.0	32	3.0	25.0		33.3	2.0	1.0	9:28
10	GUYOT Frederic	2.0	25	6.3	37.5		50.0	4.3	7.3	37:12
11	THEREZO Jose	4.5	35	8.0	56.3		60.0	5.0	1.7	19:07
12	HAMELIN David	2.5	20		0.0			2.0		1:04
13	DIXNEUF Lionel	3.0	25							
14	BAYE Philippe	4.5	40	23.3	40.7	0.0	73.3	10.0	1.3	28:45
15	LAFFONT Jean Pascal	1.0	28	0.7	33.3	0.0	0.0	1.0		28:42
TEAM			29.7	60.3	40.7	10.0	49.4	36.7	14.0	
Coach	SORIANO Jean-Paul									
Assistant Coach	SCHOENACKER Maurice									

FRA Played		
PR	SWE	51-50
PR	AUS	63-54
PR	JPN	67-44

Legend:

(C) : Captain PR : Preliminary Round QF : Quarterfinal SF : Semi-final
 PPG : Points Per Game RPG : Rebounds per Game APG : Assists per Game MPG : Minutes Played per Game
 FT% : Free Throws % FG% : Field Goals % 3FG% : 3 Points Field Goals %

PRNWB000000B4.00051 00102122:56V010

Match No: 28

NED vs GBR

Start Time: 14:15

Referees: RAMOT Itzhack (ISR)
TSOUNTSOURAS Spiridon (GRE)

SUGIYAMA Kaneyoshi (JPN)

Netherlands (NED)

No.	Name	Class Points	Age	PPG	FG%	3FG%	FT%	RPG	APG	MPG
4	JANSEN Jennette	3.5	32	5.0	33.3			2.0	0.5	20:14
5	GRIFFIOEN Jiske	3.5	15							
6	IBRAHIMI Achoucha	1.5	31	1.0	33.3			3.5	0.5	26:24
7	SANDERS Erna	1.0	37							
8	TIGGELMAN Inge	4.5	32	7.5	29.2	50.0	0.0	8.0	3.5	25:10
9	van der LAAN Guda (C)	2.0	42	2.5	16.7		12.5	8.5	3.5	38:12
10	MOS Jose	1.5	35	2.0	50.0			2.5	0.5	26:27
11	KORVER Cher	2.5	24	4.0	36.4			1.0		27:08
12	WEVERS Miranda	3.0	28	1.0	25.0			2.0	0.5	8:41
13	van VEGGEL Jeanine	4.5	33	12.5	42.3		42.9	10.5	0.5	25:53
14	GARNIER Petra	4.5	29							
15	van LEEUWEN Evelyn	3.5	28		0.0			1.0		3:36
TEAM			30.5	35.5	33.0	50.0	21.1	38.5	9.5	
Coach	KLERKS Ben									
Assistant Coach	MAKKENZE Henk					SCHEPERS Simone				

NED Played		
PR	AUS	26-38
PR	USA	45-26

Great Britain (GBR)

No.	Name	Class Points	Age	PPG	FG%	3FG%	FT%	RPG	APG	MPG
4	O'DRISCOLL Bernadette	1.0	32	1.0	100.0			0.5		5:56
5	BURRETT Sarah	2.5	16	0.5	0.0		25.0			12:56
6	STRANGE Clare	1.5	21	1.5	25.0		50.0	2.5		13:48
7	LARGEN Georgina	3.0	33	0.5	0.0		25.0	3.5	0.5	18:52
8	WILD Ann (C)	2.5	27	4.5	23.5		20.0	4.0	2.5	30:46
9	RIDLEY Jenny	1.5	16	1.0	20.0			0.5		8:38
10	BAILLIE Sarah	3.5	32	10.0	47.4		28.6	10.5	1.0	36:30
11	FOX Jill	2.0	30	1.0	25.0			0.5	0.5	17:01
12	JACKSON Anna	4.5	28		0.0			0.5		12:39
13	SMALL Kristina	4.5	26		0.0			1.5		8:10
14	VANDERSTEEN Nicola	4.5	40		0.0			2.0		10:28
15	MacLEAN Caroline	2.0	25	1.0	6.7	0.0		3.0	1.0	24:14
TEAM			27.2	21.0	22.5	0.0	27.3	29.0	5.5	
Coach	HUDSON Paul									
Assistant Coach	TARKENTER Malcolm					PAWSON Sue				

GBR Played		
PR	USA	30-58
PR	AUS	12-43

Legend:

(C) : Captain PR : Preliminary Round QF : Quarterfinal SF : Semi-final
 PPG : Points Per Game RPG : Rebounds per Game APG : Assists per Game MPG : Minutes Played per Game
 FT% : Free Throws % FG% : Field Goals % 3FG% : 3 Points Field Goals %

PRNWB000000B5.00051 00102122:56V010

Match No: 29

SWE vs AUS

Start Time: 16:15

Referees: OTTO Jorg-ulich (GER)
GONZALES Anthony (USA)

SCHOENACKER David (FRA)

Sweden (SWE)

No.	Name	Class Points	Age	PPG	FG%	3FG%	FT%	RPG	APG	MPG
4	Haidari Hussein	3.0	21	7.7	31.8	25.0	40.0	5.0	3.0	19:57
5	JAMESON Per	1.5	38		0.0			1.3	0.3	21:56
6	FLensburg Daniel	2.5	29		0.0					1:57
7	GUSTAVSSON Joachim	4.0	28	2.7	23.5			3.7	0.7	12:45
8	ABLORH Enoch	4.0	28	3.0	25.0	0.0	62.5	2.3	0.7	11:26
9	WAPNER Christian	1.0	37	0.7	16.7			0.7	1.0	19:04
10	BERGLUND Gunnar	4.0	47	13.0	40.5	14.3	61.5	5.3	1.7	23:58
11	KOHLSTROEM Peter	2.5	25							1:19
12	AKERBERG Thomas	3.0	32	4.0	33.3	0.0	66.7	3.3	1.3	21:55
13	UHLÉN Per	1.5	31	4.0	35.7	0.0	100.0	2.0	1.3	22:09
14	WEGEBORN Stefan	2.0	35	4.0	46.2		0.0	1.7	0.7	19:31
15	ANDERSSON Lars-Gunnar (C)	4.0	43	11.7	31.3	0.0	62.5	12.3	0.3	34:31
TEAM			32.8	50.7	33.0	13.3	53.1	37.7	11.0	
Coach	KARLSSON Kjell									
Assistant Coach	STAVEGREN Joakim									

SWE Played		
PR	FRA	50-51
PR	KOR	57-55
PR	NED	45-62

Australia (AUS)

No.	Name	Class Points	Age	PPG	FG%	3FG%	FT%	RPG	APG	MPG
4	PORTER Shane	1.0	21		0.0		0.0	1.3		13:48
5	SACHS Troy (C)	4.5	24	24.0	51.1	33.3	67.6	11.3	4.7	30:57
6	GOULD David	4.5	35	7.0	34.8	0.0	45.5	3.7	2.0	18:04
7	BLYTHE Sandy	2.5	38	3.7	36.4		75.0	4.3	3.3	29:30
8	GROENEWEGEN Shaun	4.0	18	3.0	33.3	0.0	50.0	2.7	0.7	5:45
9	McFAWN Michael	3.0	47	3.0	30.0			2.0	0.5	6:23
10	MORRIS Nick	1.0	29	1.3	20.0		66.7	2.0		22:11
11	HEWSON Gerry	1.5	42	4.7	53.8			1.0	2.0	30:16
12	QUINN Brook	3.5	27	5.0	66.7		50.0	3.0	2.0	9:55
13	ANDREWS Troy	1.5	38	0.7	33.3			1.0		10:59
14	KING Adrian	2.0	28	2.0	66.7		0.0	1.0	0.5	12:24
15	NESS Brad	4.5	25	15.7	56.4		42.9	11.7	0.7	22:36
TEAM			31.0	65.0	45.0	10.0	56.3	42.0	14.7	
Coach	TURNER Bob									
Assistant Coach	OLIVER Richard									
	WALKER Michael									

AUS Played		
PR	JPN	64-36
PR	FRA	54-63
PR	KOR	77-33

Legend:

(C) : Captain PR : Preliminary Round QF : Quarterfinal SF : Semi-final
 PPG : Points Per Game RPG : Rebounds per Game APG : Assists per Game MPG : Minutes Played per Game
 FT% : Free Throws % FG% : Field Goals % 3FG% : 3 Points Field Goals %

PRNWB000000B6.00051 00102122:56V010

Match No: 34

AUS vs USA

Start Time: 21:00

Referees: ESHENKO Vladimer (CAN)
VLUG Theodoros (NED)

TSOUNTSOURAS Spiridon (GRE)

Australia (AUS)

No.	Name	Class Points	Age	PPG	FG%	3FG%	FT%	RPG	APG	MPG	
4	ADAMS Julianne	2.0	34	3.0	30.0			3.0	3.0	23:49	
5	MOSELY Alison	4.5	28	5.0	22.7		0.0	2.5	1.5	18:50	
6	DUNN Mellissa	4.5	24	4.0	33.3		100.0	2.5		6:54	
7	FARRELL Karen	1.0	38	0.5	0.0		50.0			15:23	
8	ROMEO Nadya	1.0	29					0.5		12:37	
9	TESCH Liesl	4.5	31	11.0	29.6	0.0	75.0	8.5	3.0	31:18	
10	SLANN Sharon	2.5	34	3.5	37.5		50.0	2.5	1.5	15:07	
11	RITCHIE Donna (C)	1.5	36	1.0	25.0			2.0		15:56	
12	CARTER Amanda	2.0	36	9.5	45.0		25.0	5.0	1.5	29:10	
13	O'NION Lisa	3.0	33	1.0	25.0					8:48	
14	COGHLAN Paula	4.5	35	1.0	11.1			3.5		9:34	
15	WEBB Jane	3.0	28	1.0	20.0			3.5	2.5	12:30	
TEAM			32.2	40.5	29.3	0.0	61.9	33.5	13.0		
Coach	CORR Peter										
Assistant Coach	BEVERIDGE Rob					YORK Tracy					

AUS Played		
PR	NED	38-26
PR	GBR	43-12

United States of America (USA)

No.	Name	Class Points	Age	PPG	FG%	3FG%	FT%	RPG	APG	MPG	
4	STUMP Jana Ashley	1.5	25	1.0	14.3			1.5	1.5	15:46	
5	CISNEROS Patricia	2.0	22		0.0		0.0	2.0		10:43	
6	RODRIGUEZ Alma	3.0	33	3.0	50.0		0.0	2.0	0.5	11:26	
7	THOMPSON Ann Walters	1.0	31	1.0	11.1			1.0		19:13	
8	HOWITT Jennifer	1.0	18					2.0		14:17	
9	BRANDENBURG Teresa	1.5	25	1.0	11.1			1.5	1.5	22:08	
10	TANBERG Bobbi	4.5	31	3.0	100.0		50.0			12:51	
11	NIBLEY Miriam	2.0	23	1.0	20.0			4.0	0.5	14:21	
12	RIPP Christina	2.5	20	8.5	19.2	12.5	50.0	5.5	2.5	27:04	
13	JOHNSON Josie (C)	4.5	26	11.5	35.7	33.3	50.0	9.5	2.0	23:09	
14	CRAWFORD Janna Lynnette	4.5	25	6.0	31.3		33.3	9.0	1.0	23:35	
15	VERST Amy	4.5	32	7.5	38.9	0.0	33.3	5.0	0.5	18:58	
TEAM			25.9	42.0	27.1	16.7	38.7	42.0	10.0		
Coach	BRASILE Frank										
Assistant Coach	LYKINS Ron					CHYNOWETH Tracy					

USA Played		
PR	GBR	58-30
PR	NED	26-45

Legend:

(C) : Captain PR : Preliminary Round QF : Quarterfinal SF : Semi-final
 PPG : Points Per Game RPG : Rebounds per Game APG : Assists per Game MPG : Minutes Played per Game
 FT% : Free Throws % FG% : Field Goals % 3FG% : 3 Points Field Goals %

PRNWB000000B7.00026 00102122:56V010

Match No: 25

MEX vs RSA

Start Time: 9:30

Referees: BURFORD Jonathon (USA)
GAUTHIER Sebastien (CAN)

CHUNG Hak Mo (KOR)

Mexico (MEX)										RUNNING SCORE											
Time-Outs					Team Fouls					A		B		A		B		A		B	
First Half					1	2	3	4	5	6	7	1	1	1	1	41	41	81	81	121	121
Second Half					1	2	3	4	5	6	7	2	2	42	42	82	82	122	122		
Extra Periods												3	3	43	43	83	83	123	123		
												4	4	44	44	84	84	124	124		
												5	5	45	45	85	85	125	125		
												6	6	46	46	86	86	126	126		
												7	7	47	47	87	87	127	127		
												8	8	48	48	88	88	128	128		
												9	9	49	49	89	89	129	129		
												10	10	50	50	90	90	130	130		
												11	11	51	51	91	91	131	131		
												12	12	52	52	92	92	132	132		
												13	13	53	53	93	93	133	133		
												14	14	54	54	94	94	134	134		
												15	15	55	55	95	95	135	135		
												16	16	56	56	96	96	136	136		
												17	17	57	57	97	97	137	137		
												18	18	58	58	98	98	138	138		
												19	19	59	59	99	99	139	139		
												20	20	60	60	100	100	140	140		
												21	21	61	61	101	101	141	141		
												22	22	62	62	102	102	142	142		
												23	23	63	63	103	103	143	143		
												24	24	64	64	104	104	144	144		
												25	25	65	65	105	105	145	145		
												26	26	66	66	106	106	146	146		
												27	27	67	67	107	107	147	147		
												28	28	68	68	108	108	148	148		
												29	29	69	69	109	109	149	149		
												30	30	70	70	110	110	150	150		
												31	31	71	71	111	111	151	151		
												32	32	72	72	112	112	152	152		
												33	33	73	73	113	113	153	153		
												34	34	74	74	114	114	154	154		
												35	35	75	75	115	115	155	155		
												36	36	76	76	116	116	156	156		
												37	37	77	77	117	117	157	157		
												38	38	78	78	118	118	158	158		
												39	39	79	79	119	119	159	159		
												40	40	80	80	120	120	160	160		
Coach: LOPEZ NINO Alejandro																					
1st Ass. Coach: DAVILA Aaron																					
2nd Ass. Coach: DURAND Sergio																					
South Africa (RSA)																					
Time-Outs					Team Fouls					A		B		A		B		A		B	
First Half					1	2	3	4	5	6	7	1	1	61	61	101	101	141	141		
Second Half					1	2	3	4	5	6	7	2	2	62	62	102	102	142	142		
Extra Periods												3	3	63	63	103	103	143	143		
												4	4	64	64	104	104	144	144		
												5	5	65	65	105	105	145	145		
												6	6	66	66	106	106	146	146		
												7	7	67	67	107	107	147	147		
												8	8	68	68	108	108	148	148		
												9	9	69	69	109	109	149	149		
												10	10	70	70	110	110	150	150		
												11	11	71	71	111	111	151	151		
												12	12	72	72	112	112	152	152		
												13	13	73	73	113	113	153	153		
												14	14	74	74	114	114	154	154		
												15	15	75	75	115	115	155	155		
												16	16	76	76	116	116	156	156		
												17	17	77	77	117	117	157	157		
												18	18	78	78	118	118	158	158		
												19	19	79	79	119	119	159	159		
												20	20	80	80	120	120	160	160		

Wheelchair Basketball

Scores: First Half A _____ B _____
 Second Half A _____ B _____
 Extra Period A _____ B _____

Final Score: Team A: _____ Team B: _____
 Name of Winning Team: _____

ScoreKeeper: _____
 TimeKeeper: _____
 30' Operator: _____

Referee: _____
 Umpire: _____
 Captain's Signature in case of Protest: _____

PRNWB000000B8.00026 00102122:57V010

Match No: 26

NED vs FRA

Start Time: 11:30

Referees: BRIERE Gilles (CAN)
ENGLISH Robert (GBR)

DEWELL Ross (AUS)

Netherlands (NED)												RUNNING SCORE												
Time-Outs						Team Fouls						A		B		A		B		A		B		
First Half						1	2	3	4	5	6	7	1		2		3		4		5		6	
Second Half						1	2	3	4	5	6	7	7		8		9		10		11		12	
Extra Periods																								
Class Points	Name of Players					No.	Player In	Fouls																
								1	2	3	4	5												
	OOSTERBOSCH Mario					4							41		41		81		81		121		121	
	DETMER Ruud					5							42		42		82		82		122		122	
	de ROOIJ Anton					6							43		43		83		83		123		123	
	JEBARI Mustafa					7							44		44		84		84		124		124	
	van GENT Arie					8							45		45		85		85		125		125	
	de GOEDE Frank					9							46		46		86		86		126		126	
	van der LINDEN Gert Jan					10							47		47		87		87		127		127	
	't LAM Wim					11							48		48		88		88		128		128	
	JANSENS Koen					12							49		49		89		89		129		129	
	MARTENS Rene					13							50		50		90		90		130		130	
	van de BUNTE Kees					14							51		51		91		91		131		131	
	van der WERF Kornelis					15							52		52		92		92		132		132	
Coach: VERHEUVEL Rob												53		53		93		93		133		133		
1st Ass. Coach: VERGOOSSEN Luc												54		54		94		94		134		134		
2nd Ass. Coach:												55		55		95		95		135		135		
												56		56		96		96		136		136		
												57		57		97		97		137		137		
												58		58		98		98		138		138		
												59		59		99		99		139		139		
												60		60		100		100		140		140		
												61		61		101		101		141		141		
												62		62		102		102		142		142		
												63		63		103		103		143		143		
												64		64		104		104		144		144		
												65		65		105		105		145		145		
												66		66		106		106		146		146		
												67		67		107		107		147		147		
												68		68		108		108		148		148		
												69		69		109		109		149		149		
												70		70		110		110		150		150		
												71		71		111		111		151		151		
												72		72		112		112		152		152		
												73		73		113		113		153		153		
												74		74		114		114		154		154		
												75		75		115		115		155		155		
												76		76		116		116		156		156		
												77		77		117		117		157		157		
												78		78		118		118		158		158		
												79		79		119		119		159		159		
												80		80		120		120		160		160		
Scores:						First Half	A	_____	B	_____	Final Score:						Team A:	_____	Team B:	_____				
						Second Half	A	_____	B	_____	Name of Winning Team:						_____							
						Extra Period	A	_____	B	_____														
ScoreKeeper:						_____						Referee:						_____						
TimeKeeper:						_____						Umpire:						_____						
30' Operator:						_____						Captain's Signature in case of Protest:						_____						

Wheelchair Basketball

PRNWB000000B9.00026 00102122:57V010

Match No: 27

USA vs GBR

Start Time: 14:15

Referees: WALLAART Edwin (NED)
CAMPOS PERIS Sergio (ESP)

ESHENKO Vladimer (CAN)

United States of America (USA) Time-Outs _____ Team Fouls _____ First Half 1 2 3 4 5 6 7 Second Half 1 2 3 4 5 6 7 Extra Periods _____												RUNNING SCORE																																																																																																																																																																																																																																																																																																																																																																																																																																																																																																																																																																																																																																																																																																																																																																																																																																																																																																																																																																																																																																																																																																																																																																																																																																																																																																																																																																																																															
<table style="width: 100%; border-collapse: collapse;"> <thead> <tr> <th rowspan="2" style="width: 5%;">Class Points</th> <th rowspan="2" style="width: 25%;">Name of Players</th> <th rowspan="2" style="width: 5%;">No.</th> <th rowspan="2" style="width: 5%;">Player In</th> <th colspan="5" style="width: 25%;">Fouls</th> <th colspan="2" style="width: 5%;">A</th> <th colspan="2" style="width: 5%;">B</th> <th colspan="2" style="width: 5%;">A</th> <th colspan="2" style="width: 5%;">B</th> <th colspan="2" style="width: 5%;">A</th> <th colspan="2" style="width: 5%;">B</th> </tr> <tr> <th>1</th><th>2</th><th>3</th><th>4</th><th>5</th> <th>1</th><th>2</th> <th>1</th><th>2</th> <th>1</th><th>2</th> <th>1</th><th>2</th> <th>1</th><th>2</th> </tr> </thead> <tbody> <tr><td> </td><td>BARBER Eric</td><td>4</td><td> </td><td> </td><td> </td><td> </td><td> </td><td> </td><td> </td><td> </td><td> </td><td> </td><td> </td><td> </td><td> </td><td> </td><td> </td><td> </td><td> </td><td> </td><td> </td></tr> <tr><td> </td><td>JUETTE Melvin Sean</td><td>5</td><td> </td><td> </td><td> </td><td> </td><td> </td><td> </td><td> </td><td> </td><td> </td><td> </td><td> </td><td> </td><td> </td><td> </td><td> </td><td> </td><td> </td><td> </td><td> </td></tr> <tr><td> </td><td>TEW Steve</td><td>6</td><td> </td><td> </td><td> </td><td> </td><td> </td><td> </td><td> </td><td> </td><td> </td><td> </td><td> </td><td> </td><td> </td><td> </td><td> </td><td> </td><td> </td><td> </td><td> </td></tr> <tr><td> </td><td>GILL JR Chuck</td><td>7</td><td> </td><td> </td><td> </td><td> </td><td> </td><td> </td><td> </td><td> </td><td> </td><td> </td><td> </td><td> </td><td> </td><td> </td><td> </td><td> </td><td> </td><td> </td><td> </td></tr> <tr><td> </td><td>HERNANDEZ William</td><td>8</td><td> </td><td> </td><td> </td><td> </td><td> </td><td> </td><td> </td><td> </td><td> </td><td> </td><td> </td><td> </td><td> </td><td> </td><td> </td><td> </td><td> </td><td> </td><td> </td></tr> <tr><td> </td><td>WALLER William Henry</td><td>9</td><td> </td><td> </td><td> </td><td> </td><td> </td><td> </td><td> </td><td> </td><td> </td><td> </td><td> </td><td> </td><td> </td><td> </td><td> </td><td> </td><td> </td><td> </td><td> </td></tr> <tr><td> </td><td>SCHLAPPI Mike Palmer</td><td>10</td><td> </td><td> </td><td> </td><td> </td><td> </td><td> </td><td> </td><td> </td><td> </td><td> </td><td> </td><td> </td><td> </td><td> </td><td> </td><td> </td><td> </td><td> </td><td> </td></tr> <tr><td> </td><td>SCHULTE Paul</td><td>11</td><td> </td><td> </td><td> </td><td> </td><td> </td><td> </td><td> </td><td> </td><td> </td><td> </td><td> </td><td> </td><td> </td><td> </td><td> </td><td> </td><td> </td><td> </td><td> </td></tr> <tr><td> </td><td>KILEY David Paul</td><td>12</td><td> </td><td> </td><td> </td><td> </td><td> </td><td> </td><td> </td><td> </td><td> </td><td> </td><td> </td><td> </td><td> </td><td> </td><td> </td><td> </td><td> </td><td> </td><td> </td></tr> <tr><td> </td><td>BELL Curtis</td><td>13</td><td> </td><td> </td><td> </td><td> </td><td> </td><td> </td><td> </td><td> </td><td> </td><td> </td><td> </td><td> </td><td> </td><td> </td><td> </td><td> </td><td> </td><td> </td><td> </td></tr> <tr><td> </td><td>JOHNSON Larry</td><td>14</td><td> </td><td> </td><td> </td><td> </td><td> </td><td> </td><td> </td><td> </td><td> </td><td> </td><td> </td><td> </td><td> </td><td> </td><td> </td><td> </td><td> </td><td> </td><td> </td></tr> <tr><td> </td><td>GLASBRENNER Jeffrey James</td><td>15</td><td> </td><td> </td><td> </td><td> </td><td> </td><td> </td><td> </td><td> </td><td> </td><td> </td><td> </td><td> </td><td> </td><td> </td><td> </td><td> </td><td> </td><td> </td><td> </td></tr> <tr><td colspan="12">Coach: BYRNES Dan</td><td>16</td><td>16</td><td> </td><td> </td><td>56</td><td>56</td><td> </td><td> </td><td>96</td><td>96</td><td> </td><td> </td><td>136</td><td>136</td></tr> <tr><td colspan="12">1st Ass. Coach: BURNS Frank</td><td>17</td><td>17</td><td> </td><td> </td><td>57</td><td>57</td><td> </td><td> </td><td>97</td><td>97</td><td> </td><td> </td><td>137</td><td>137</td></tr> <tr><td colspan="12">2nd Ass. Coach: PHILLIPS Mo</td><td>18</td><td>18</td><td> </td><td> </td><td>58</td><td>58</td><td> </td><td> </td><td>98</td><td>98</td><td> </td><td> </td><td>138</td><td>138</td></tr> <tr><td colspan="12"> </td><td>19</td><td>19</td><td> </td><td> </td><td>59</td><td>59</td><td> </td><td> </td><td>99</td><td>99</td><td> </td><td> </td><td>139</td><td>139</td></tr> <tr><td colspan="12"> </td><td>20</td><td>20</td><td> </td><td> </td><td>60</td><td>60</td><td> </td><td> </td><td>100</td><td>100</td><td> </td><td> </td><td>140</td><td>140</td></tr> <tr><td colspan="12"> </td><td>21</td><td>21</td><td> </td><td> </td><td>61</td><td>61</td><td> </td><td> </td><td>101</td><td>101</td><td> </td><td> </td><td>141</td><td>141</td></tr> <tr><td colspan="12"> </td><td>22</td><td>22</td><td> </td><td> </td><td>62</td><td>62</td><td> </td><td> </td><td>102</td><td>102</td><td> </td><td> </td><td>142</td><td>142</td></tr> <tr><td colspan="12"> </td><td>23</td><td>23</td><td> </td><td> </td><td>63</td><td>63</td><td> </td><td> </td><td>103</td><td>103</td><td> </td><td> </td><td>143</td><td>143</td></tr> <tr><td colspan="12"> </td><td>24</td><td>24</td><td> </td><td> </td><td>64</td><td>64</td><td> </td><td> </td><td>104</td><td>104</td><td> </td><td> </td><td>144</td><td>144</td></tr> <tr><td colspan="12"> </td><td>25</td><td>25</td><td> </td><td> </td><td>65</td><td>65</td><td> </td><td> </td><td>105</td><td>105</td><td> </td><td> </td><td>145</td><td>145</td></tr> <tr><td colspan="12"> </td><td>26</td><td>26</td><td> </td><td> </td><td>66</td><td>66</td><td> </td><td> </td><td>106</td><td>106</td><td> </td><td> </td><td>146</td><td>146</td></tr> <tr><td colspan="12"> </td><td>27</td><td>27</td><td> </td><td> </td><td>67</td><td>67</td><td> </td><td> </td><td>107</td><td>107</td><td> </td><td> </td><td>147</td><td>147</td></tr> <tr><td colspan="12"> </td><td>28</td><td>28</td><td> </td><td> </td><td>68</td><td>68</td><td> </td><td> </td><td>108</td><td>108</td><td> </td><td> </td><td>148</td><td>148</td></tr> <tr><td colspan="12"> </td><td>29</td><td>29</td><td> </td><td> </td><td>69</td><td>69</td><td> </td><td> </td><td>109</td><td>109</td><td> </td><td> </td><td>149</td><td>149</td></tr> <tr><td colspan="12"> </td><td>30</td><td>30</td><td> </td><td> </td><td>70</td><td>70</td><td> </td><td> </td><td>110</td><td>110</td><td> </td><td> </td><td>150</td><td>150</td></tr> <tr><td colspan="12"> </td><td>31</td><td>31</td><td> </td><td> </td><td>71</td><td>71</td><td> </td><td> </td><td>111</td><td>111</td><td> </td><td> </td><td>151</td><td>151</td></tr> <tr><td colspan="12"> </td><td>32</td><td>32</td><td> </td><td> </td><td>72</td><td>72</td><td> </td><td> </td><td>112</td><td>112</td><td> </td><td> </td><td>152</td><td>152</td></tr> <tr><td colspan="12"> </td><td>33</td><td>33</td><td> </td><td> </td><td>73</td><td>73</td><td> </td><td> </td><td>113</td><td>113</td><td> </td><td> </td><td>153</td><td>153</td></tr> <tr><td colspan="12"> </td><td>34</td><td>34</td><td> </td><td> </td><td>74</td><td>74</td><td> </td><td> </td><td>114</td><td>114</td><td> </td><td> </td><td>154</td><td>154</td></tr> <tr><td colspan="12"> </td><td>35</td><td>35</td><td> </td><td> </td><td>75</td><td>75</td><td> </td><td> </td><td>115</td><td>115</td><td> </td><td> </td><td>155</td><td>155</td></tr> <tr><td colspan="12"> </td><td>36</td><td>36</td><td> </td><td> </td><td>76</td><td>76</td><td> </td><td> </td><td>116</td><td>116</td><td> </td><td> </td><td>156</td><td>156</td></tr> <tr><td colspan="12"> </td><td>37</td><td>37</td><td> </td><td> </td><td>77</td><td>77</td><td> </td><td> </td><td>117</td><td>117</td><td> </td><td> </td><td>157</td><td>157</td></tr> <tr><td colspan="12"> </td><td>38</td><td>38</td><td> </td><td> </td><td>78</td><td>78</td><td> </td><td> </td><td>118</td><td>118</td><td> </td><td> </td><td>158</td><td>158</td></tr> <tr><td colspan="12"> </td><td>39</td><td>39</td><td> </td><td> </td><td>79</td><td>79</td><td> </td><td> </td><td>119</td><td>119</td><td> </td><td> </td><td>159</td><td>159</td></tr> <tr><td colspan="12"> </td><td>40</td><td>40</td><td> </td><td> </td><td>80</td><td>80</td><td> </td><td> </td><td>120</td><td>120</td><td> </td><td> </td><td>160</td><td>160</td></tr> </tbody> </table>												Class Points	Name of Players	No.	Player In	Fouls					A		B		A		B		A		B		1	2	3	4	5	1	2	1	2	1	2	1	2	1	2		BARBER Eric	4																					JUETTE Melvin Sean	5																					TEW Steve	6																					GILL JR Chuck	7																					HERNANDEZ William	8																					WALLER William Henry	9																					SCHLAPPI Mike Palmer	10																					SCHULTE Paul	11																					KILEY David Paul	12																					BELL Curtis	13																					JOHNSON Larry	14																					GLASBRENNER Jeffrey James	15																				Coach: BYRNES Dan												16	16			56	56			96	96			136	136	1st Ass. Coach: BURNS Frank												17	17			57	57			97	97			137	137	2nd Ass. Coach: PHILLIPS Mo												18	18			58	58			98	98			138	138													19	19			59	59			99	99			139	139													20	20			60	60			100	100			140	140													21	21			61	61			101	101			141	141													22	22			62	62			102	102			142	142													23	23			63	63			103	103			143	143													24	24			64	64			104	104			144	144													25	25			65	65			105	105			145	145													26	26			66	66			106	106			146	146													27	27			67	67			107	107			147	147													28	28			68	68			108	108			148	148													29	29			69	69			109	109			149	149													30	30			70	70			110	110			150	150													31	31			71	71			111	111			151	151													32	32			72	72			112	112			152	152													33	33			73	73			113	113			153	153													34	34			74	74			114	114			154	154													35	35			75	75			115	115			155	155													36	36			76	76			116	116			156	156													37	37			77	77			117	117			157	157													38	38			78	78			118	118			158	158													39	39			79	79			119	119			159	159													40	40			80	80			120	120			160	160	<table style="width: 100%; border-collapse: collapse;"> <thead> <tr> <th rowspan="2" style="width: 5%;">Class Points</th> <th rowspan="2" style="width: 25%;">Name of Players</th> <th rowspan="2" style="width: 5%;">No.</th> <th rowspan="2" style="width: 5%;">Player In</th> <th colspan="5" style="width: 25%;">Fouls</th> <th colspan="2" style="width: 5%;">A</th> <th colspan="2" style="width: 5%;">B</th> <th colspan="2" style="width: 5%;">A</th> <th colspan="2" style="width: 5%;">B</th> <th colspan="2" style="width: 5%;">A</th> <th colspan="2" style="width: 5%;">B</th> </tr> <tr> <th>1</th><th>2</th><th>3</th><th>4</th><th>5</th> <th>1</th><th>2</th> <th>1</th><th>2</th> <th>1</th><th>2</th> <th>1</th><th>2</th> <th>1</th><th>2</th> </tr> </thead> <tbody> <tr><td> </td><td>CAINE Steve</td><td>4</td><td> </td><td> </td><td> </td><td> </td><td> </td><td> </td><td> </td><td> </td><td> </td><td> </td><td> </td><td> </td><td> </td><td> </td><td> </td><td> </td><td> </td><td> </td><td> </td></tr> <tr><td> </td><td>THOMAS Sinclair</td><td>5</td><td> </td><td> </td><td> </td><td> </td><td> </td><td> </td><td> </td><td> </td><td> </td><td> </td><td> </td><td> </td><td> </td><td> </td><td> </td><td> </td><td> </td><td> </td><td> </td></tr> <tr><td> </td><td>HAYES Kevin</td><td>6</td><td> </td><td> </td><td> </td><td> </td><td> </td><td> </td><td> </td><td> </td><td> </td><td> </td><td> </td><td> </td><td> </td><td> </td><td> </td><td> </td><td> </td><td> </td><td> </td></tr> <tr><td> </td><td>BYWATER Terry</td><td>7</td><td> </td><td> </td><td> </td><td> </td><td> </td><td> </td><td> </td><td> </td><td> </td><td> </td><td> </td><td> </td><td> </td><td> </td><td> </td><td> </td><td> </td><td> </td><td> </td></tr> <tr><td> </td><td>MUNN Simon</td><td>8</td><td> </td><td> </td><td> </td><td> </td><td> </td><td> </td><td> </td><td> </td><td> </td><td> </td><td> </td><td> </td><td> </td><td> </td><td> </td><td> </td><td> </td><td> </td><td> </td></tr> <tr><td> </td><td>POLLOCK Jonathan</td><td>9</td><td> </td><td> </td><td> </td><td> </td><td> </td><td> </td><td> </td><td> </td><td> </td><td> </td><td> </td><td> </td><td> </td><td> </td><td> </td><td> </td><td> </td><td> </td><td> </td></tr> <tr><td> </td><td>ADEPITAN Ade</td><td>10</td><td> </td><td> </td><td> </td><td> </td><td> </td><td> </td><td> </td><td> </td><td> </td><td> </td><td> </td><td> </td><td> </td><td> </td><td> </td><td> </td><td> </td><td> </td><td> </td></tr> <tr><td> </td><td>JOHNSON Dan</td><td>11</td><td> </td><td> </td><td> </td><td> </td><td> </td><td> </td><td> </td><td> </td><td> </td><td> </td><td> </td><td> </td><td> </td><td> </td><td> </td><td> </td><td> </td><td> </td><td> </td></tr> <tr><td> </td><td>BLAKE Andrew</td><td>12</td><td> </td><td> </td><td> </td><td> </td><td> </td><td> </td><td> </td><td> </td><td> </td><td> </td><td> </td><td> </td><td> </td><td> </td><td> </td><td> </td><td> </td><td> </td><td> </td></tr> <tr><td> </td><td>HOWLEY Fred</td><td>13</td><td> </td><td> </td><td> </td><td> </td><td> </td><td> </td><td> </td><td> </td><td> </td><td> </td><td> </td><td> </td><td> </td><td> </td><td> </td><td> </td><td> </td><td> </td><td> </td></tr> <tr><td> </td><td>PRICE Colin</td><td>14</td><td> </td><td> </td><td> </td><td> </td><td> </td><td> </td><td> </td><td> </td><td> </td><td> </td><td> </td><td> </td><td> </td><td> </td><td> </td><td> </td><td> </td><td> </td><td> </td></tr> <tr><td> </td><td>BRAMLEY David</td><td>15</td><td> </td><td> </td><td> </td><td> </td><td> </td><td> </td><td> </td><td> </td><td> </td><td> </td><td> </td><td> </td><td> </td><td> </td><td> </td><td> </td><td> </td><td> </td><td> </td></tr> <tr><td colspan="12">Coach: TITMUSS David</td><td> </td><td> </td><td> </td><td> </td><td> </td><td> </td><td> </td><td> </td><td> </td><td> </td><td> </td><td> </td><td> </td><td> </td><td> </td><td> </td><td> </td><td> </td><td> </td><td> </td></tr> <tr><td colspan="12">1st Ass. Coach: SMITH Nigel</td><td> </td><td> </td><td> </td><td> </td><td> </td><td> </td><td> </td><td> </td><td> </td><td> </td><td> </td><td> </td><td> </td><td> </td><td> </td><td> </td><td> </td><td> </td><td> </td><td> </td><td> </td></tr> <tr><td colspan="12">2nd Ass. Coach: TOLFREY Vicky</td><td> </td><td> </td><td> </td><td> </td><td> </td><td> </td><td> </td><td> </td><td> </td><td> </td><td> </td><td> </td><td> </td><td> </td><td> </td><td> </td><td> </td><td> </td><td> </td><td> </td><td> </td></tr> </tbody> </table>												Class Points	Name of Players	No.	Player In	Fouls					A		B		A		B		A		B		1	2	3	4	5	1	2	1	2	1	2	1	2	1	2		CAINE Steve	4																					THOMAS Sinclair	5																					HAYES Kevin	6																					BYWATER Terry	7																					MUNN Simon	8																					POLLOCK Jonathan	9																					ADEPITAN Ade	10																					JOHNSON Dan	11																					BLAKE Andrew	12																					HOWLEY Fred	13																					PRICE Colin	14																					BRAMLEY David	15																				Coach: TITMUSS David																																1st Ass. Coach: SMITH Nigel																																	2nd Ass. Coach: TOLFREY Vicky																																
Class Points	Name of Players	No.	Player In	Fouls					A		B					A		B		A		B																																																																																																																																																																																																																																																																																																																																																																																																																																																																																																																																																																																																																																																																																																																																																																																																																																																																																																																																																																																																																																																																																																																																																																																																																																																																																																																																																																																																					
				1	2	3	4	5	1	2	1	2	1	2	1	2	1	2																																																																																																																																																																																																																																																																																																																																																																																																																																																																																																																																																																																																																																																																																																																																																																																																																																																																																																																																																																																																																																																																																																																																																																																																																																																																																																																																																																																																									
	BARBER Eric	4																																																																																																																																																																																																																																																																																																																																																																																																																																																																																																																																																																																																																																																																																																																																																																																																																																																																																																																																																																																																																																																																																																																																																																																																																																																																																																																																																																																																																									
	JUETTE Melvin Sean	5																																																																																																																																																																																																																																																																																																																																																																																																																																																																																																																																																																																																																																																																																																																																																																																																																																																																																																																																																																																																																																																																																																																																																																																																																																																																																																																																																																																																																									
	TEW Steve	6																																																																																																																																																																																																																																																																																																																																																																																																																																																																																																																																																																																																																																																																																																																																																																																																																																																																																																																																																																																																																																																																																																																																																																																																																																																																																																																																																																																																																									
	GILL JR Chuck	7																																																																																																																																																																																																																																																																																																																																																																																																																																																																																																																																																																																																																																																																																																																																																																																																																																																																																																																																																																																																																																																																																																																																																																																																																																																																																																																																																																																																																									
	HERNANDEZ William	8																																																																																																																																																																																																																																																																																																																																																																																																																																																																																																																																																																																																																																																																																																																																																																																																																																																																																																																																																																																																																																																																																																																																																																																																																																																																																																																																																																																																																									
	WALLER William Henry	9																																																																																																																																																																																																																																																																																																																																																																																																																																																																																																																																																																																																																																																																																																																																																																																																																																																																																																																																																																																																																																																																																																																																																																																																																																																																																																																																																																																																																									
	SCHLAPPI Mike Palmer	10																																																																																																																																																																																																																																																																																																																																																																																																																																																																																																																																																																																																																																																																																																																																																																																																																																																																																																																																																																																																																																																																																																																																																																																																																																																																																																																																																																																																																									
	SCHULTE Paul	11																																																																																																																																																																																																																																																																																																																																																																																																																																																																																																																																																																																																																																																																																																																																																																																																																																																																																																																																																																																																																																																																																																																																																																																																																																																																																																																																																																																																																									
	KILEY David Paul	12																																																																																																																																																																																																																																																																																																																																																																																																																																																																																																																																																																																																																																																																																																																																																																																																																																																																																																																																																																																																																																																																																																																																																																																																																																																																																																																																																																																																																									
	BELL Curtis	13																																																																																																																																																																																																																																																																																																																																																																																																																																																																																																																																																																																																																																																																																																																																																																																																																																																																																																																																																																																																																																																																																																																																																																																																																																																																																																																																																																																																																									
	JOHNSON Larry	14																																																																																																																																																																																																																																																																																																																																																																																																																																																																																																																																																																																																																																																																																																																																																																																																																																																																																																																																																																																																																																																																																																																																																																																																																																																																																																																																																																																																																									
	GLASBRENNER Jeffrey James	15																																																																																																																																																																																																																																																																																																																																																																																																																																																																																																																																																																																																																																																																																																																																																																																																																																																																																																																																																																																																																																																																																																																																																																																																																																																																																																																																																																																																																									
Coach: BYRNES Dan												16	16			56	56			96	96			136	136																																																																																																																																																																																																																																																																																																																																																																																																																																																																																																																																																																																																																																																																																																																																																																																																																																																																																																																																																																																																																																																																																																																																																																																																																																																																																																																																																																																																		
1st Ass. Coach: BURNS Frank												17	17			57	57			97	97			137	137																																																																																																																																																																																																																																																																																																																																																																																																																																																																																																																																																																																																																																																																																																																																																																																																																																																																																																																																																																																																																																																																																																																																																																																																																																																																																																																																																																																																		
2nd Ass. Coach: PHILLIPS Mo												18	18			58	58			98	98			138	138																																																																																																																																																																																																																																																																																																																																																																																																																																																																																																																																																																																																																																																																																																																																																																																																																																																																																																																																																																																																																																																																																																																																																																																																																																																																																																																																																																																																		
												19	19			59	59			99	99			139	139																																																																																																																																																																																																																																																																																																																																																																																																																																																																																																																																																																																																																																																																																																																																																																																																																																																																																																																																																																																																																																																																																																																																																																																																																																																																																																																																																																																																		
												20	20			60	60			100	100			140	140																																																																																																																																																																																																																																																																																																																																																																																																																																																																																																																																																																																																																																																																																																																																																																																																																																																																																																																																																																																																																																																																																																																																																																																																																																																																																																																																																																																																		
												21	21			61	61			101	101			141	141																																																																																																																																																																																																																																																																																																																																																																																																																																																																																																																																																																																																																																																																																																																																																																																																																																																																																																																																																																																																																																																																																																																																																																																																																																																																																																																																																																																																		
												22	22			62	62			102	102			142	142																																																																																																																																																																																																																																																																																																																																																																																																																																																																																																																																																																																																																																																																																																																																																																																																																																																																																																																																																																																																																																																																																																																																																																																																																																																																																																																																																																																																		
												23	23			63	63			103	103			143	143																																																																																																																																																																																																																																																																																																																																																																																																																																																																																																																																																																																																																																																																																																																																																																																																																																																																																																																																																																																																																																																																																																																																																																																																																																																																																																																																																																																																		
												24	24			64	64			104	104			144	144																																																																																																																																																																																																																																																																																																																																																																																																																																																																																																																																																																																																																																																																																																																																																																																																																																																																																																																																																																																																																																																																																																																																																																																																																																																																																																																																																																																																		
												25	25			65	65			105	105			145	145																																																																																																																																																																																																																																																																																																																																																																																																																																																																																																																																																																																																																																																																																																																																																																																																																																																																																																																																																																																																																																																																																																																																																																																																																																																																																																																																																																																																		
												26	26			66	66			106	106			146	146																																																																																																																																																																																																																																																																																																																																																																																																																																																																																																																																																																																																																																																																																																																																																																																																																																																																																																																																																																																																																																																																																																																																																																																																																																																																																																																																																																																																		
												27	27			67	67			107	107			147	147																																																																																																																																																																																																																																																																																																																																																																																																																																																																																																																																																																																																																																																																																																																																																																																																																																																																																																																																																																																																																																																																																																																																																																																																																																																																																																																																																																																																		
												28	28			68	68			108	108			148	148																																																																																																																																																																																																																																																																																																																																																																																																																																																																																																																																																																																																																																																																																																																																																																																																																																																																																																																																																																																																																																																																																																																																																																																																																																																																																																																																																																																																		
												29	29			69	69			109	109			149	149																																																																																																																																																																																																																																																																																																																																																																																																																																																																																																																																																																																																																																																																																																																																																																																																																																																																																																																																																																																																																																																																																																																																																																																																																																																																																																																																																																																																		
												30	30			70	70			110	110			150	150																																																																																																																																																																																																																																																																																																																																																																																																																																																																																																																																																																																																																																																																																																																																																																																																																																																																																																																																																																																																																																																																																																																																																																																																																																																																																																																																																																																																		
												31	31			71	71			111	111			151	151																																																																																																																																																																																																																																																																																																																																																																																																																																																																																																																																																																																																																																																																																																																																																																																																																																																																																																																																																																																																																																																																																																																																																																																																																																																																																																																																																																																																		
												32	32			72	72			112	112			152	152																																																																																																																																																																																																																																																																																																																																																																																																																																																																																																																																																																																																																																																																																																																																																																																																																																																																																																																																																																																																																																																																																																																																																																																																																																																																																																																																																																																																		
												33	33			73	73			113	113			153	153																																																																																																																																																																																																																																																																																																																																																																																																																																																																																																																																																																																																																																																																																																																																																																																																																																																																																																																																																																																																																																																																																																																																																																																																																																																																																																																																																																																																		
												34	34			74	74			114	114			154	154																																																																																																																																																																																																																																																																																																																																																																																																																																																																																																																																																																																																																																																																																																																																																																																																																																																																																																																																																																																																																																																																																																																																																																																																																																																																																																																																																																																																		
												35	35			75	75			115	115			155	155																																																																																																																																																																																																																																																																																																																																																																																																																																																																																																																																																																																																																																																																																																																																																																																																																																																																																																																																																																																																																																																																																																																																																																																																																																																																																																																																																																																																		
												36	36			76	76			116	116			156	156																																																																																																																																																																																																																																																																																																																																																																																																																																																																																																																																																																																																																																																																																																																																																																																																																																																																																																																																																																																																																																																																																																																																																																																																																																																																																																																																																																																																		
												37	37			77	77			117	117			157	157																																																																																																																																																																																																																																																																																																																																																																																																																																																																																																																																																																																																																																																																																																																																																																																																																																																																																																																																																																																																																																																																																																																																																																																																																																																																																																																																																																																																		
												38	38			78	78			118	118			158	158																																																																																																																																																																																																																																																																																																																																																																																																																																																																																																																																																																																																																																																																																																																																																																																																																																																																																																																																																																																																																																																																																																																																																																																																																																																																																																																																																																																																		
												39	39			79	79			119	119			159	159																																																																																																																																																																																																																																																																																																																																																																																																																																																																																																																																																																																																																																																																																																																																																																																																																																																																																																																																																																																																																																																																																																																																																																																																																																																																																																																																																																																																		
												40	40			80	80			120	120			160	160																																																																																																																																																																																																																																																																																																																																																																																																																																																																																																																																																																																																																																																																																																																																																																																																																																																																																																																																																																																																																																																																																																																																																																																																																																																																																																																																																																																																		
Class Points	Name of Players	No.	Player In	Fouls					A		B		A		B		A		B																																																																																																																																																																																																																																																																																																																																																																																																																																																																																																																																																																																																																																																																																																																																																																																																																																																																																																																																																																																																																																																																																																																																																																																																																																																																																																																																																																																																								
				1	2	3	4	5	1	2	1	2	1	2	1	2	1	2																																																																																																																																																																																																																																																																																																																																																																																																																																																																																																																																																																																																																																																																																																																																																																																																																																																																																																																																																																																																																																																																																																																																																																																																																																																																																																																																																																																																									
	CAINE Steve	4																																																																																																																																																																																																																																																																																																																																																																																																																																																																																																																																																																																																																																																																																																																																																																																																																																																																																																																																																																																																																																																																																																																																																																																																																																																																																																																																																																																																																									
	THOMAS Sinclair	5																																																																																																																																																																																																																																																																																																																																																																																																																																																																																																																																																																																																																																																																																																																																																																																																																																																																																																																																																																																																																																																																																																																																																																																																																																																																																																																																																																																																																									
	HAYES Kevin	6																																																																																																																																																																																																																																																																																																																																																																																																																																																																																																																																																																																																																																																																																																																																																																																																																																																																																																																																																																																																																																																																																																																																																																																																																																																																																																																																																																																																																									
	BYWATER Terry	7																																																																																																																																																																																																																																																																																																																																																																																																																																																																																																																																																																																																																																																																																																																																																																																																																																																																																																																																																																																																																																																																																																																																																																																																																																																																																																																																																																																																																									
	MUNN Simon	8																																																																																																																																																																																																																																																																																																																																																																																																																																																																																																																																																																																																																																																																																																																																																																																																																																																																																																																																																																																																																																																																																																																																																																																																																																																																																																																																																																																																																									
	POLLOCK Jonathan	9																																																																																																																																																																																																																																																																																																																																																																																																																																																																																																																																																																																																																																																																																																																																																																																																																																																																																																																																																																																																																																																																																																																																																																																																																																																																																																																																																																																																																									
	ADEPITAN Ade	10																																																																																																																																																																																																																																																																																																																																																																																																																																																																																																																																																																																																																																																																																																																																																																																																																																																																																																																																																																																																																																																																																																																																																																																																																																																																																																																																																																																																																									
	JOHNSON Dan	11																																																																																																																																																																																																																																																																																																																																																																																																																																																																																																																																																																																																																																																																																																																																																																																																																																																																																																																																																																																																																																																																																																																																																																																																																																																																																																																																																																																																																									
	BLAKE Andrew	12																																																																																																																																																																																																																																																																																																																																																																																																																																																																																																																																																																																																																																																																																																																																																																																																																																																																																																																																																																																																																																																																																																																																																																																																																																																																																																																																																																																																																									
	HOWLEY Fred	13																																																																																																																																																																																																																																																																																																																																																																																																																																																																																																																																																																																																																																																																																																																																																																																																																																																																																																																																																																																																																																																																																																																																																																																																																																																																																																																																																																																																																									
	PRICE Colin	14																																																																																																																																																																																																																																																																																																																																																																																																																																																																																																																																																																																																																																																																																																																																																																																																																																																																																																																																																																																																																																																																																																																																																																																																																																																																																																																																																																																																																									
	BRAMLEY David	15																																																																																																																																																																																																																																																																																																																																																																																																																																																																																																																																																																																																																																																																																																																																																																																																																																																																																																																																																																																																																																																																																																																																																																																																																																																																																																																																																																																																																									
Coach: TITMUSS David																																																																																																																																																																																																																																																																																																																																																																																																																																																																																																																																																																																																																																																																																																																																																																																																																																																																																																																																																																																																																																																																																																																																																																																																																																																																																																																																																																																																																											
1st Ass. Coach: SMITH Nigel																																																																																																																																																																																																																																																																																																																																																																																																																																																																																																																																																																																																																																																																																																																																																																																																																																																																																																																																																																																																																																																																																																																																																																																																																																																																																																																																																																																																																											
2nd Ass. Coach: TOLFREY Vicky																																																																																																																																																																																																																																																																																																																																																																																																																																																																																																																																																																																																																																																																																																																																																																																																																																																																																																																																																																																																																																																																																																																																																																																																																																																																																																																																																																																																																											
Scores: First Half A _____ B _____ Second Half A _____ B _____ Extra Period A _____ B _____												Final Score: Team A: _____ Team B: _____ Name of Winning Team: _____																																																																																																																																																																																																																																																																																																																																																																																																																																																																																																																																																																																																																																																																																																																																																																																																																																																																																																																																																																																																																																																																																																																																																																																																																																																																																																																																																																																																															
ScoreKeeper: _____ TimeKeeper: _____ 30' Operator: _____												Referee: _____ Umpire: _____ Captain's Signature in case of Protest: _____																																																																																																																																																																																																																																																																																																																																																																																																																																																																																																																																																																																																																																																																																																																																																																																																																																																																																																																																																																																																																																																																																																																																																																																																																																																																																																																																																																																																															

Wheelchair Basketball

PRNWB000000BA.00026 00102122:57V010

Match No: 28

NED vs GBR

Start Time: 14:15

Referees: RAMOT Itzhack (ISR)
TSOUNTSOURAS Spiridon (GRE)

SUGIYAMA Kaneyoshi (JPN)

Netherlands (NED)												RUNNING SCORE																		
Time-Outs												A B A B A B A B																		
Team Fouls																														
First Half																														
Second Half																														
Extra Periods																														
Class Points	Name of Players											No.	Player In	Fouls				A	B	A	B	A	B	A	B					
														1	2	3	4	5												
	JANSEN Jennette											4								41	41			81	81	121	121			
	GRIFFIOEN Jiske											5								42	42			82	82	122	122			
	IBRAHIMI Achoucha											6								43	43			83	83	123	123			
	SANDERS Erna											7								44	44			84	84	124	124			
	TIGGELMAN Inge											8								45	45			85	85	125	125			
	van der LAAN Guda											9								46	46			86	86	126	126			
	MOS Jose											10								47	47			87	87	127	127			
	KORVER Cher											11								48	48			88	88	128	128			
	WEVERS Miranda											12								49	49			89	89	129	129			
	van VEGGEL Jeanine											13								50	50			90	90	130	130			
	GARNIER Petra											14								51	51			91	91	131	131			
	van LEEUWEN Evelyn											15								52	52			92	92	132	132			
	Coach: KLERKS Ben																			53	53			93	93	133	133			
	1st Ass. Coach: MAKKENZE Henk																			54	54			94	94	134	134			
	2nd Ass. Coach: SCHEPERS Simone																			55	55			95	95	135	135			
																				56	56			96	96	136	136			
																				57	57			97	97	137	137			
																				58	58			98	98	138	138			
																				59	59			99	99	139	139			
																				60	60			100	100	140	140			
																				61	61			101	101	141	141			
																				62	62			102	102	142	142			
																				63	63			103	103	143	143			
																				64	64			104	104	144	144			
																				65	65			105	105	145	145			
																				66	66			106	106	146	146			
																				67	67			107	107	147	147			
																				68	68			108	108	148	148			
																				69	69			109	109	149	149			
																				70	70			110	110	150	150			
																				71	71			111	111	151	151			
																				72	72			112	112	152	152			
																				73	73			113	113	153	153			
																				74	74			114	114	154	154			
																				75	75			115	115	155	155			
																				76	76			116	116	156	156			
																				77	77			117	117	157	157			
																				78	78			118	118	158	158			
																				79	79			119	119	159	159			
																				80	80			120	120	160	160			
Scores:		First Half	A	_____	B	_____	Final Score:		Team A: _____		Team B: _____																			
		Second Half	A	_____	B	_____	Name of Winning Team:		_____																					
		Extra Period	A	_____	B	_____	ScoreKeeper:		_____																					
			TimeKeeper:		_____																									
		30' Operator:		_____																										
		Referee:		_____																										
		Umpire:		_____																										
		Captain's Signature in case of Protest:		_____																										

Wheelchair Basketball

PRNWB000000BB.00026 00102122:57V010

Match No: 29

SWE vs AUS

Start Time: 16:15

Referees: OTTO Jorg-ulich (GER)
GONZALES Anthony (USA)

SCHOENACKER David (FRA)

Sweden (SWE)												RUNNING SCORE												
Time-Outs						Team Fouls						A		B		A		B		A		B		
First Half						1	2	3	4	5	6	7	1	1	1	1	41	41	1	1	81	81	121	121
Second Half						1	2	3	4	5	6	7	2	2	2	2	42	42	2	2	82	82	122	122
Extra Periods													3	3	3	3	43	43	3	3	83	83	123	123
													4	4	4	4	44	44	4	4	84	84	124	124
													5	5	5	5	45	45	5	5	85	85	125	125
													6	6	6	6	46	46	6	6	86	86	126	126
													7	7	7	7	47	47	7	7	87	87	127	127
													8	8	8	8	48	48	8	8	88	88	128	128
													9	9	9	9	49	49	9	9	89	89	129	129
													10	10	10	10	50	50	10	10	90	90	130	130
													11	11	11	11	51	51	11	11	91	91	131	131
													12	12	12	12	52	52	12	12	92	92	132	132
													13	13	13	13	53	53	13	13	93	93	133	133
													14	14	14	14	54	54	14	14	94	94	134	134
													15	15	15	15	55	55	15	15	95	95	135	135
													16	16	16	16	56	56	16	16	96	96	136	136
													17	17	17	17	57	57	17	17	97	97	137	137
													18	18	18	18	58	58	18	18	98	98	138	138
													19	19	19	19	59	59	19	19	99	99	139	139
													20	20	20	20	60	60	20	20	100	100	140	140
													21	21	21	21	61	61	21	21	101	101	141	141
													22	22	22	22	62	62	22	22	102	102	142	142
													23	23	23	23	63	63	23	23	103	103	143	143
													24	24	24	24	64	64	24	24	104	104	144	144
													25	25	25	25	65	65	25	25	105	105	145	145
													26	26	26	26	66	66	26	26	106	106	146	146
													27	27	27	27	67	67	27	27	107	107	147	147
													28	28	28	28	68	68	28	28	108	108	148	148
													29	29	29	29	69	69	29	29	109	109	149	149
													30	30	30	30	70	70	30	30	110	110	150	150
													31	31	31	31	71	71	31	31	111	111	151	151
													32	32	32	32	72	72	32	32	112	112	152	152
													33	33	33	33	73	73	33	33	113	113	153	153
													34	34	34	34	74	74	34	34	114	114	154	154
													35	35	35	35	75	75	35	35	115	115	155	155
													36	36	36	36	76	76	36	36	116	116	156	156
													37	37	37	37	77	77	37	37	117	117	157	157
													38	38	38	38	78	78	38	38	118	118	158	158
													39	39	39	39	79	79	39	39	119	119	159	159
													40	40	40	40	80	80	40	40	120	120	160	160
Coach: KARLSSON Kjell						Coach: TURNER Bob						Scores: First Half A _____ B _____ Second Half A _____ B _____ Extra Period A _____ B _____						Final Score: Team A: _____ Team B: _____ Name of Winning Team: _____						
1st Ass. Coach: STAVEGREN Joakim						1st Ass. Coach: OLIVER Richard																		
2nd Ass. Coach:						2nd Ass. Coach: WALKER Michael																		
Class Points Name of Players No. Player In Fouls 1 2 3 4 5						Class Points Name of Players No. Player In Fouls 1 2 3 4 5						ScoreKeeper: _____ TimeKeeper: _____ 30' Operator: _____						Referee: _____ Umpire: _____ Captain's Signature in case of Protest: _____						

Wheelchair Basketball

PRNWB000000BC.00026 00102122:57V010

Match No: 30

JPN vs MEX

Start Time: 16:15

Referees: BEHRE Christofer (SWE)
VLUG Theodorus (NED)

EL-DEIN EL-KHATEB Bahaa (JOR)

Japan (JPN)										RUNNING SCORE													
Time-Outs					Team Fouls					A		B		A		B		A		B			
First Half					1	2	3	4	5	6	7	1	1	1	1	41	41	1	1	81	81	121	121
Second Half					1	2	3	4	5	6	7	2	2	2	2	42	42	2	2	82	82	122	122
Extra Periods												3	3	3	3	43	43	3	3	83	83	123	123
												4	4	4	4	44	44	4	4	84	84	124	124
												5	5	5	5	45	45	5	5	85	85	125	125
												6	6	6	6	46	46	6	6	86	86	126	126
												7	7	7	7	47	47	7	7	87	87	127	127
												8	8	8	8	48	48	8	8	88	88	128	128
												9	9	9	9	49	49	9	9	89	89	129	129
												10	10	10	10	50	50	10	10	90	90	130	130
												11	11	11	11	51	51	11	11	91	91	131	131
												12	12	12	12	52	52	12	12	92	92	132	132
												13	13	13	13	53	53	13	13	93	93	133	133
												14	14	14	14	54	54	14	14	94	94	134	134
												15	15	15	15	55	55	15	15	95	95	135	135
												16	16	16	16	56	56	16	16	96	96	136	136
												17	17	17	17	57	57	17	17	97	97	137	137
												18	18	18	18	58	58	18	18	98	98	138	138
												19	19	19	19	59	59	19	19	99	99	139	139
												20	20	20	20	60	60	20	20	100	100	140	140
												21	21	21	21	61	61	21	21	101	101	141	141
												22	22	22	22	62	62	22	22	102	102	142	142
												23	23	23	23	63	63	23	23	103	103	143	143
												24	24	24	24	64	64	24	24	104	104	144	144
												25	25	25	25	65	65	25	25	105	105	145	145
												26	26	26	26	66	66	26	26	106	106	146	146
												27	27	27	27	67	67	27	27	107	107	147	147
												28	28	28	28	68	68	28	28	108	108	148	148
												29	29	29	29	69	69	29	29	109	109	149	149
												30	30	30	30	70	70	30	30	110	110	150	150
												31	31	31	31	71	71	31	31	111	111	151	151
												32	32	32	32	72	72	32	32	112	112	152	152
												33	33	33	33	73	73	33	33	113	113	153	153
												34	34	34	34	74	74	34	34	114	114	154	154
												35	35	35	35	75	75	35	35	115	115	155	155
												36	36	36	36	76	76	36	36	116	116	156	156
												37	37	37	37	77	77	37	37	117	117	157	157
												38	38	38	38	78	78	38	38	118	118	158	158
												39	39	39	39	79	79	39	39	119	119	159	159
												40	40	40	40	80	80	40	40	120	120	160	160
Class Points Name of Players No. Player In TSUKAMOTO Kyoko 4 YASHIMA Kyoko 5 UEMURA Chika 6 SAKO Junko 7 HORIKAWA Sayuri 8 TAKABAYASHI Mika 9 KAWAKAMI Rie 10 MASHIKO Megumi 11 TOMORI Hiromi 12 HIROMICHI Naoko 13 SOEDA Tomoe 14 MINAMIKAWA Sachiko 15 Coach: MIKAMI Shinji 1st Ass. Coach: SAKANO Haruo 2nd Ass. Coach: SAITO Nobuaki					Class Points Name of Players No. Player In VAZQUEZ Cecilia 4 LOPEZ Alma 5 VAZQUEZ Teresita 6 MONTANO Ma. Carmen 7 PENALOZA Leticia 8 VAZQUEZ DELGADILLO Lucia 9 CAMARA Rosa 10 MIRANDA Claudia 11 FONSECA Olga 12 SOTO Juana 13 HERLINDA Rosa 14 GARCIA Wendy 15 Coach: VERGARA Eli 1st Ass. Coach: LARRAGA Pablo 2nd Ass. Coach: DURAND Sergio					Scores: First Half A _____ B _____ Second Half A _____ B _____ Extra Period A _____ B _____		Final Score: Team A: _____ Team B: _____ Name of Winning Team: _____		ScoreKeeper: _____ TimeKeeper: _____ 30' Operator: _____		Referee: _____ Umpire: _____ Captain's Signature in case of Protest: _____							

Wheelchair Basketball

PRNWB000000BD.00026 00102122:57V010

SUN 22 OCT 2000

SYDNEY SUPERDOME

Match No: 31

JPN vs KOR

Start Time: 19:00

Referees: GAUTHIER Sebastien (CAN)
JUNGMANN Hans-Dieter (GER)

ARNOLD Sharon (AUS)

Japan (JPN)												RUNNING SCORE																
Time-Outs						Team Fouls						A		B		A		B		A		B						
First Half						1	2	3	4	5	6	7					41		41		81		81		121		121	
Second Half						1	2	3	4	5	6	7					42		42		82		82		122		122	
Extra Periods																43		43		83		83		123		123		
																44		44		84		84		124		124		
																45		45		85		85		125		125		
																46		46		86		86		126		126		
																47		47		87		87		127		127		
																48		48		88		88		128		128		
																49		49		89		89		129		129		
																50		50		90		90		130		130		
																51		51		91		91		131		131		
																52		52		92		92		132		132		
																53		53		93		93		133		133		
																54		54		94		94		134		134		
																55		55		95		95		135		135		
																56		56		96		96		136		136		
																57		57		97		97		137		137		
																58		58		98		98		138		138		
																59		59		99		99		139		139		
																60		60		100		100		140		140		
																61		61		101		101		141		141		
																62		62		102		102		142		142		
																63		63		103		103		143		143		
																64		64		104		104		144		144		
																65		65		105		105		145		145		
																66		66		106		106		146		146		
																67		67		107		107		147		147		
																68		68		108		108		148		148		
																69		69		109		109		149		149		
																70		70		110		110		150		150		
																71		71		111		111		151		151		
																72		72		112		112		152		152		
																73		73		113		113		153		153		
																74		74		114		114		154		154		
																75		75		115		115		155		155		
																76		76		116		116		156		156		
																77		77		117		117		157		157		
																78		78		118		118		158		158		
																79		79		119		119		159		159		
																80		80		120		120		160		160		
Class Points												Class Points																
Name of Players												Name of Players																
No.												No.																
Player In												Player In																
Fouls												Fouls																
1 2 3 4 5												1 2 3 4 5																
Coach: KOTAKI Osamu												Coach: IN-CHUL Shin																
1st Ass. Coach: OGAWA Tomoki												1st Ass. Coach:																
2nd Ass. Coach: SAITO Nobuaki												2nd Ass. Coach:																
Time-Outs												Time-Outs																
First Half						Team Fouls						A		B		A		B		A		B						
Second Half						1	2	3	4	5	6	7					81		81		121		121					
Extra Periods																82		82		122		122						
																83		83		123		123						
																84		84		124		124						
																85		85		125		125						
																86		86		126		126						
																87		87		127		127						
																88		88		128		128						
																89		89		129		129						
																90		90		130		130						
																91		91		131		131						
																92		92		132		132						
																93		93		133		133						
																94		94		134		134						
																95		95		135		135						
																96		96		136		136						
																97		97		137		137						
																98		98		138		138						
																99		99		139		139						
																100		100		140		140						
																101		101		141		141						
																102		102		142		142						
																103		103		143		143						
																104		104		144		144						
																105		105		145		145						
																106		106		146		146						
																107		107		147		147						
																108		108		148		148						
																109		109		149		149						
																110		110		150		150						
																111		111		151		151						
																112		112		152		152						
																113		113		153		153						
																114		114		154		154						
																115		115		155		155						
																116		116		156		156						
																117		117		157		157						
																118		118		158		158						
																119		119		159		159						
																120		120		160		160						

Wheelchair Basketball

PRNWB000000BE.00026 00102122:58V010

Match No: 32

CAN vs GER

Start Time: 19:00

Referees: CAMPOS PERIS Sergio (ESP)
BURFORD Jonathon (USA)

BHANIA Balwant (GBR)

Canada (CAN)										RUNNING SCORE													
Time-Outs					Team Fouls					A		B		A		B		A		B			
First Half					1	2	3	4	5	6	7	1	1	1	1	41	41	1	1	81	81	121	121
Second Half					1	2	3	4	5	6	7	2	2	2	2	42	42	2	2	82	82	122	122
Extra Periods												3	3	3	3	43	43	3	3	83	83	123	123
												4	4	4	4	44	44	4	4	84	84	124	124
												5	5	5	5	45	45	5	5	85	85	125	125
												6	6	6	6	46	46	6	6	86	86	126	126
												7	7	7	7	47	47	7	7	87	87	127	127
												8	8	8	8	48	48	8	8	88	88	128	128
												9	9	9	9	49	49	9	9	89	89	129	129
												10	10	10	10	50	50	10	10	90	90	130	130
												11	11	11	11	51	51	11	11	91	91	131	131
												12	12	12	12	52	52	12	12	92	92	132	132
												13	13	13	13	53	53	13	13	93	93	133	133
												14	14	14	14	54	54	14	14	94	94	134	134
												15	15	15	15	55	55	15	15	95	95	135	135
												16	16	16	16	56	56	16	16	96	96	136	136
												17	17	17	17	57	57	17	17	97	97	137	137
												18	18	18	18	58	58	18	18	98	98	138	138
												19	19	19	19	59	59	19	19	99	99	139	139
												20	20	20	20	60	60	20	20	100	100	140	140
												21	21	21	21	61	61	21	21	101	101	141	141
												22	22	22	22	62	62	22	22	102	102	142	142
												23	23	23	23	63	63	23	23	103	103	143	143
												24	24	24	24	64	64	24	24	104	104	144	144
												25	25	25	25	65	65	25	25	105	105	145	145
												26	26	26	26	66	66	26	26	106	106	146	146
												27	27	27	27	67	67	27	27	107	107	147	147
												28	28	28	28	68	68	28	28	108	108	148	148
												29	29	29	29	69	69	29	29	109	109	149	149
												30	30	30	30	70	70	30	30	110	110	150	150
												31	31	31	31	71	71	31	31	111	111	151	151
												32	32	32	32	72	72	32	32	112	112	152	152
												33	33	33	33	73	73	33	33	113	113	153	153
												34	34	34	34	74	74	34	34	114	114	154	154
												35	35	35	35	75	75	35	35	115	115	155	155
												36	36	36	36	76	76	36	36	116	116	156	156
												37	37	37	37	77	77	37	37	117	117	157	157
												38	38	38	38	78	78	38	38	118	118	158	158
												39	39	39	39	79	79	39	39	119	119	159	159
												40	40	40	40	80	80	40	40	120	120	160	160
Germany (GER) Time-Outs: First Half, Second Half, Extra Periods Team Fouls: 1-7 Name of Players: DUNSTHEIMER Birgit, OEZTUERK Cemile, NGUYEN-THI Nu, KIRSTE Heidi, JANUSCH Anja, SEIFERT Nicole, THAMM Susanne, SCHRATZ Nora, KLEIN Verena, BLEIFUSS Silke, WESEMUELLER Heike, ROEMELT Susanne Coach: RICHARZ Peter 1st Ass. Coach: SCHRECK Andrea 2nd Ass. Coach:																							
Scores: First Half: A _____ B _____ Second Half: A _____ B _____ Extra Period: A _____ B _____										Final Score: Team A: _____ Team B: _____ Name of Winning Team: _____													
ScoreKeeper: _____ TimeKeeper: _____ 30' Operator: _____										Referee: _____ Umpire: _____ Captain's Signature in case of Protest: _____													

Wheelchair Basketball

PRNWB000000BF.00026 00102122:58V010

Match No: 33

CAN vs GER

Start Time: 21:00

Referees: CALIGIURI Gabriele (AUS)
SUGIYAMA Kaneyoshi (JPN)

BEHRE Christofer (SWE)

Canada (CAN)										RUNNING SCORE													
Time-Outs					Team Fouls					A		B		A		B		A		B			
First Half					1	2	3	4	5	6	7	1	1	2	2	3	3	4	4	5	5	6	6
Second Half					1	2	3	4	5	6	7	7	7	8	8	9	9	10	10	11	11	12	12
Extra Periods												13	13	14	14	15	15	16	16	17	17	18	18
Class Points	Name of Players				No.	Player In	Fouls				A		B		A		B		A		B		
	DUREPOS Dave				4		1	2	3	4	5	6	6	7	7	8	8	9	9	10	10	11	11
	HENDERSON Roy				5							12	12	13	13	14	14	15	15	16	16	17	17
	TREUER James				6							18	18	19	19	20	20	21	21	22	22	23	23
	DENNIS Jeff				7							24	24	25	25	26	26	27	27	28	28	29	29
	JOHNSON Joey				8							30	30	31	31	32	32	33	33	34	34	35	35
	NORTON Ross				9							36	36	37	37	38	38	39	39	40	40		
	HALL Ken				10																		
	BORISOFF Jaimie				11																		
	ANDERSON Patrick				12																		
	STOUTENBURG Chris				13																		
	GAERTNER Travis				14																		
	PETER Richard				15																		
Coach: FROGLEY Michael																							
1st Ass. Coach: BOWES Paul																							
2nd Ass. Coach: TONELLO Jerry																							
Germany (GER)																							
Time-Outs					Team Fouls					A		B		A		B		A		B			
First Half					1	2	3	4	5	6	7	1	1	2	2	3	3	4	4	5	5	6	6
Second Half					1	2	3	4	5	6	7	7	7	8	8	9	9	10	10	11	11	12	12
Extra Periods												13	13	14	14	15	15	16	16	17	17	18	18
Class Points	Name of Players				No.	Player In	Fouls				A		B		A		B		A		B		
	SCHWARZ Ralf				4		1	2	3	4	5	6	6	7	7	8	8	9	9	10	10	11	11
	HUEBNER Lars				5							12	12	13	13	14	14	15	15	16	16	17	17
	SNIEGOCKI Markus				6							18	18	19	19	20	20	21	21	22	22	23	23
	FISCHER Thomas				7							24	24	25	25	26	26	27	27	28	28	29	29
	WIMMERS Guido				8							30	30	31	31	32	32	33	33	34	34	35	35
	HABERKORN Markus				9							36	36	37	37	38	38	39	39	40	40		
	LEONHARDT Joerg				10																		
	OTTO Martin				11																		
	THALHEIM Dirk				12																		
	CHRISTINK Lars				13																		
	COSKUN Ahmet				14																		
	KOEHLER Dirk				15																		
Coach: ROEMER Gerd																							
1st Ass. Coach:																							
2nd Ass. Coach:																							
Scores:					First Half	A	_____	B	_____	Final Score:					Team A:	_____	Team B:	_____	Name of Winning Team: _____				
					Second Half	A	_____	B	_____														
					Extra Period	A	_____	B	_____														
ScoreKeeper:					_____					Referee:					_____								
TimeKeeper:					_____					Umpire:					_____								
30' Operator:					_____					Captain's Signature in case of Protest:					_____								

Wheelchair Basketball

PRNWB000000C0.00026 00102122:58V010

Match No: 34

AUS vs USA

Start Time: 21:00

Referees: ESHENKO Vladimer (CAN)
VLUG Theodoros (NED)

TSOUNTSOURAS Spiridon (GRE)

Australia (AUS)												RUNNING SCORE											
Time-Outs						Team Fouls						A		B		A		B		A		B	
First Half						1	2	3	4	5	6	7	1	1	1	1	41	41	81	81	121	121	
Second Half						1	2	3	4	5	6	7	2	2	42	42	82	82	122	122			
Extra Periods													3	3	43	43	83	83	123	123			
													4	4	44	44	84	84	124	124			
													5	5	45	45	85	85	125	125			
													6	6	46	46	86	86	126	126			
													7	7	47	47	87	87	127	127			
													8	8	48	48	88	88	128	128			
													9	9	49	49	89	89	129	129			
													10	10	50	50	90	90	130	130			
													11	11	51	51	91	91	131	131			
													12	12	52	52	92	92	132	132			
													13	13	53	53	93	93	133	133			
													14	14	54	54	94	94	134	134			
													15	15	55	55	95	95	135	135			
													16	16	56	56	96	96	136	136			
													17	17	57	57	97	97	137	137			
													18	18	58	58	98	98	138	138			
													19	19	59	59	99	99	139	139			
													20	20	60	60	100	100	140	140			
													21	21	61	61	101	101	141	141			
													22	22	62	62	102	102	142	142			
													23	23	63	63	103	103	143	143			
													24	24	64	64	104	104	144	144			
													25	25	65	65	105	105	145	145			
													26	26	66	66	106	106	146	146			
													27	27	67	67	107	107	147	147			
													28	28	68	68	108	108	148	148			
													29	29	69	69	109	109	149	149			
													30	30	70	70	110	110	150	150			
													31	31	71	71	111	111	151	151			
													32	32	72	72	112	112	152	152			
													33	33	73	73	113	113	153	153			
													34	34	74	74	114	114	154	154			
													35	35	75	75	115	115	155	155			
													36	36	76	76	116	116	156	156			
													37	37	77	77	117	117	157	157			
													38	38	78	78	118	118	158	158			
													39	39	79	79	119	119	159	159			
													40	40	80	80	120	120	160	160			
United States of America (USA) Time-Outs First Half: _____ Second Half: _____ Extra Periods: _____						Team Fouls First Half: 1 2 3 4 5 6 7 Second Half: 1 2 3 4 5 6 7 Extra Periods: _____						Final Score: Team A: _____ Team B: _____ Name of Winning Team: _____											
Class Points Name of Players Coach: CORR Peter 1st Ass. Coach: BEVERIDGE Rob 2nd Ass. Coach: YORK Tracy						No. Player In 1 2 3 4 5						ScoreKeeper: _____ TimeKeeper: _____ 30' Operator: _____											
ADAMS Julianne MOSELY Alison DUNN Mellissa FARRELL Karen ROMEO Nadya TESCH Liesl SLANN Sharon RITCHIE Donna CARTER Amanda O'NION Lisa COGHLAN Paula WEBB Jane						4 5 6 7 8 9 10 11 12 13 14 15						Referee: _____ Umpire: _____ Captain's Signature in case of Protest: _____											
STUMP Jana Ashley CISNEROS Particia RODRIGUEZ Alma THOMPSON Ann Walters HOWITT Jennifer BRANDENBURG Teresa TANBERG Bobbi NIBLEY Miriam RIPP Christina JOHNSON Josie CRAWFORD Janna Lynnette VERST Amy						4 5 6 7 8 9 10 11 12 13 14 15																	

Wheelchair Basketball

PRNWB000000C1.00051 00102123:11V020

Match No: 29

SWE vs AUS

Start Time: 16:15

Referees: OTTO Jorg-ulich (GER)
GONZALES Anthony (USA)

SCHOENACKER David (FRA)

Sweden (SWE)

No.	Name	Class Points	Age	PPG	FG%	3FG%	FT%	RPG	APG	MPG
4	Haidari Hussein	3.0	21	7.7	31.8	25.0	40.0	5.0	3.0	19:57
5	JAMESON Per	1.5	38		0.0			1.3	0.3	21:56
6	FLensburg Daniel	2.5	29		0.0					1:57
7	GUSTAVSSON Joachim	4.0	28	2.7	23.5			3.7	0.7	12:45
8	ABLORH Enoch	4.0	28	3.0	25.0	0.0	62.5	2.3	0.7	11:26
9	WAPNER Christian	1.0	37	0.7	16.7			0.7	1.0	19:04
10	BERGLUND Gunnar	4.0	47	13.0	40.5	14.3	61.5	5.3	1.7	23:58
11	KOHLSTROEM Peter	2.5	25							1:19
12	AKERBERG Thomas	3.0	32	4.0	33.3	0.0	66.7	3.3	1.3	21:55
13	UHLÉN Per	1.5	31	4.0	35.7	0.0	100.0	2.0	1.3	22:09
14	WEGEBORN Stefan	2.0	35	4.0	46.2		0.0	1.7	0.7	19:31
15	ANDERSSON Lars-Gunnar (C)	4.0	43	11.7	31.3	0.0	62.5	12.3	0.3	34:31
TEAM			32.8	50.7	33.0	13.3	53.1	37.7	11.0	
Coach	KARLSSON Kjell									
Assistant Coach	STAVEGREN Joakim									

SWE Played		
PR	FRA	50-51
PR	KOR	57-55
PR	NED	45-62

Australia (AUS)

No.	Name	Class Points	Age	PPG	FG%	3FG%	FT%	RPG	APG	MPG
4	PORTER Shane	1.0	21		0.0		0.0	1.3		13:48
5	SACHS Troy (C)	4.5	24	24.0	51.1	33.3	67.6	11.3	4.7	30:57
6	GOULD David	4.5	35	7.0	34.8	0.0	45.5	3.7	2.0	18:04
7	BLYTHE Sandy (C)	2.5	38	3.7	36.4		75.0	4.3	3.3	29:30
8	GROENEWEGEN Shaun	4.0	18	3.0	33.3	0.0	50.0	2.7	0.7	5:45
9	McFAWN Michael	3.0	47	3.0	30.0			2.0	0.5	6:23
10	MORRIS Nick	1.0	29	1.3	20.0		66.7	2.0		22:11
11	HEWSON Gerry	1.5	42	4.7	53.8			1.0	2.0	30:16
12	QUINN Brook	3.5	27	5.0	66.7		50.0	3.0	2.0	9:55
13	ANDREWS Troy	1.5	38	0.7	33.3			1.0		10:59
14	KING Adrian	2.0	28	2.0	66.7		0.0	1.0	0.5	12:24
15	NESS Brad	4.5	25	15.7	56.4		42.9	11.7	0.7	22:36
TEAM			31.0	65.0	45.0	10.0	56.3	42.0	14.7	
Coach	TURNER Bob									
Assistant Coach	OLIVER Richard					WALKER Michael				

AUS Played		
PR	JPN	64-36
PR	FRA	54-63
PR	KOR	77-33

Legend:

(C) : Captain PR : Preliminary Round QF : Quarterfinal SF : Semi-final
 PPG : Points Per Game RPG : Rebounds per Game APG : Assists per Game MPG : Minutes Played per Game
 FT% : Free Throws % FG% : Field Goals % 3FG% : 3 Points Field Goals %

PRNWB000000C2.00073 00102123:37V010

Match No: 20

KOR 33 vs 77 AUS

Start Time: 16:15

Attendance: 8272

Referees: BRIERE Gilles (CAN)
SCHOENACKER David (FRA)

EL-DEIN EL-KHATEB Bahaa (JOR)

Scoring by 5 min intervals:	KOR	AUS	1.HF				2.HF			
			6	11	16	19	24	26	31	33
			10	21	31	42	48	60	67	77

Korea (KOR)

No.	Name	MIN	PTS	Field Goals		2 Points		3 Points		Free Throws		Rebounds			AS	ST	TO	BS	PF
				M/A	%	M/A	%	M/A	%	M/A	%	OR	DR	TOT					
* 4	KIM Ho-Yong	25:15	7	3/5	60.0	3/5	60.0			1/2	50.0	1	1	2			3	4	
* 5	KIM Jung-Seob	09:52	2	1/4	25.0	1/3	33.3	0/1	0.0						1		2	2	
6	KO Kwang-Yub	27:27	4	0/5	0.0	0/5	0.0			4/8	50.0	1	1	2	3			3	
7	HAN Jin-Hee	11:04	1							1/2	50.0						3	2	
* 8	IM Chan-Kuw	32:57	2	1/11	9.1	1/11	9.1			0/2	0.0	2	5	7	2		2	5	
9	PARK Sea-Kyun	04:59											1	1			1		
* 10	HAN Sa-Hyun	34:05	7	2/6	33.3	2/5	40.0	0/1	0.0	3/4	75.0	1	1	2			4	4	
11	KIM Chul-Soo	04:06		0/1	0.0	0/1	0.0			0/2	0.0						1		
12	KANG Hee-Joon	05:59	2	1/2	50.0	1/2	50.0			0/2	0.0	1	2	3				1	
13	YANG Hun-Mo	08:50	1	0/2	0.0	0/2	0.0			1/2	50.0						1		
* 14	KIM Young-Duk	06:09		0/1	0.0	0/1	0.0										2	4	
15	KIM Ji-Nam	29:17	7	3/7	42.9	3/7	42.9			1/7	14.3	2	6	8		1	1	4	
Team Coach																			
TOTALS			33	11/44	25.0	11/42	26.2	0/2	0.0	11/31	35.5	8	17	25	6	1	20	29	
Coach		IN-CHUL Shin																	
Assistant Coach																			

Australia (AUS)

No.	Name	MIN	PTS	Field Goals		2 Points		3 Points		Free Throws		Rebounds			AS	ST	TO	BS	PF
				M/A	%	M/A	%	M/A	%	M/A	%	OR	DR	TOT					
4	PORTER Shane	21:00		0/2	0.0	0/2	0.0			0/2	0.0	1	1	2					1
* 5	SACHS Troy	28:17	27	8/15	53.3	8/15	53.3			11/13	84.6	2	10	12	5	4	2	1	2
6	GOULD David	14:45	8	3/5	60.0	3/5	60.0			2/4	50.0	2	2	4	1	1	4		3
* 7	BLYTHE Sandy	15:24	5	1/2	50.0	1/2	50.0			3/4	75.0	2	2	2	3	2	3		4
8	GROENEWEGEN Shaun	09:16	6	3/7	42.9	3/6	50.0	0/1	0.0			2	3	5	2				2
9	McFAWN Michael	11:45	6	3/10	30.0	3/10	30.0					1	2	3					3
* 10	MORRIS Nick	11:57		0/2	0.0	0/2	0.0					3	3	3			1		5
* 11	HEWSON Gerry	26:02	4	2/4	50.0	2/4	50.0						1	1	2	1	1		2
12	QUINN Brook	09:55	5	2/3	66.7	2/3	66.7			1/2	50.0		3	3	2		1		1
13	ANDREWS Troy	18:54	2	1/2	50.0	1/2	50.0						1	1					2
14	KING Adrian	12:52	2	1/2	50.0	1/2	50.0						1	1	1	1			
* 15	NESS Brad	19:53	12	5/10	50.0	5/10	50.0			2/5	40.0	5	9	14			1	2	1
Team Coach																			
TOTALS			77	29/64	45.3	29/63	46.0	0/1	0.0	19/30	63.3	18	33	51	16	9	13	3	26
Coach		TURNER Bob																	
Assistant Coach		OLIVER Richard WALKER Michael																	

	KOR	AUS
Points from Turnovers:	10	13
Biggest Lead:	0	44 (77-33)
Second Chance Points:	3	19
Lead Changes:		

	KOR	AUS
Points in the Paint:	10	54
Biggest Scoring Run:	5-0 (9-10)	14-0 (58-24)
Fast Break Points:	2	12
Times Tied:		

Legend:
MIN : Minutes Played **M/A** : Made/Attempts **%** : Shooting Percentage **OR** : Offensive Rebounds
DR : Defensive Rebounds **TOT** : Total Rebounds **AS** : Assist **ST** : Steals
TO : Turnovers **BS** : Blocked Shots **PF** : Fouls **PTS** : Points
HF : Half of Time **OT** : Over Time * : Starting/Initial

PRNWB000000C3.00073 00102123:38V010

MEN PRELIMINARY GROUP A MATCH RESULTS



SAT 21 OCT 2000

THE DOME

Match No: 22

GBR 70 vs 58 MEX

Start Time: 19:00

Attendance: 468

Referees: ARNOLD Sharon (AUS)
BEHRE Christofer (SWE)

OTTO Jorg-ulich (GER)

Scoring by 5 min intervals: **GBR**
MEX

1.HF				2.HF			
8	20	31	42	48	54	60	70
8	17	22	32	38	44	48	58

Great Britain (GBR)

No.	Name	MIN	PTS	Field Goals		2 Points		3 Points		Free Throws		Rebounds			AS	ST	TO	BS	PF
				M/A	%	M/A	%	M/A	%	M/A	%	OR	DR	TOT					
4	CAINE Steve	23:39	9	2/4	50.0	2/4	50.0			5/8	62.5	1	4	5	2		1		4
5	THOMAS Sinclair	23:24	12	6/7	85.7	6/7	85.7						8	8	1	1	1		5
6	HAYES Kevin																		
7	BYWATER Terry																		
* 8	MUNN Simon	29:28	18	8/13	61.5	8/13	61.5			2/3	66.7	4	7	11	2	1	2	1	3
* 9	POLLOCK Jonathan	29:40	4	2/9	22.2	2/7	28.6	0/2	0.0			1	2	3	5		1		2
10	ADEPITAN Ade	06:34		0/2	0.0	0/2	0.0										1		1
* 11	JOHNSON Dan	28:40	3	1/3	33.3	1/3	33.3			1/2	50.0	2	1	3	6	2	4		2
* 12	BLAKE Andrew	16:21	7	3/6	50.0	3/6	50.0			1/2	50.0		4	4			1		2
13	HOWLEY Fred																		
* 14	PRICE Colin	31:42	15	6/10	60.0	6/10	60.0			3/4	75.0	2	1	3	6		3		3
15	BRAMLEY David	10:32	2	1/5	20.0	1/5	20.0						2	2					
Team Coach																			
TOTALS		70	29/59	49.2	29/57	50.9	0/2	0.0	12/19	63.2	10	29	39	22	4	14	1		22
Coach	TITMUSS David																		
Assistant Coach	SMITH Nigel																		
TOLFREY Vicky																			

Mexico (MEX)

No.	Name	MIN	PTS	Field Goals		2 Points		3 Points		Free Throws		Rebounds			AS	ST	TO	BS	PF
				M/A	%	M/A	%	M/A	%	M/A	%	OR	DR	TOT					
* 4	SALVADOR Pedro	25:02	4	2/5	40.0	2/5	40.0					1	1	2					
5	QUEVEDO Sergio	07:07																	2
* 6	LARRAGA Pablo	12:47	2	1/3	33.3	1/2	50.0	0/1	0.0										
* 7	ISAIAS Armando	18:29											1	1			1		5
8	BLANCAS Luis	14:40	2	1/1	100.0	1/1	100.0			0/3	0.0	2	3	5					
9	PULIDO Jose	09:25		0/1	0.0	0/1	0.0						2	2	1				2
10	OLIVAS Julio Cesar	08:26	1	0/1	0.0			0/1	0.0	1/2	50.0	1		1		1	2		2
11	MAGANA Rigoberto	11:31	1	0/1	0.0	0/1	0.0			1/2	50.0					1			1
12	HERNANDEZ Gilberto																		
13	DURAN Mauro	14:42	4	2/5	40.0	2/4	50.0	0/1	0.0				2	2					2
* 14	ORTEGA Raul	40:00	21	9/28	32.1	9/22	40.9	0/6	0.0	3/4	75.0		3	3	5	3	4		4
* 15	ZAVALA Salvador	37:51	23	8/18	44.4	8/17	47.1	0/1	0.0	7/8	87.5	4	5	9	1	2	1		3
Team Coach																			
TOTALS		58	23/63	36.5	23/53	43.4	0/10	0.0	12/19	63.2	8	17	25	7	6	9	1		21
Coach	LOPEZ NINO Alejandro																		
Assistant Coach	DAVILA Aaron																		
DURAND Sergio																			

	GBR	MEX
Points from Turnovers:	8	12
Biggest Lead:	15 (64-49)	6 (8-2)
Second Chance Points:	8	8
Lead Changes:	1	

	GBR	MEX
Points in the Paint:	48	24
Biggest Scoring Run:	13-2 (25-17)	6-0 (8-2)
Fast Break Points:	10	6
Times Tied:	4	

Legend:

MIN : Minutes Played **M/A** : Made/Attempts **%** : Shooting Percentage **OR** : Offensive Rebounds
DR : Defensive Rebounds **TOT** : Total Rebounds **AS** : Assist **ST** : Steals
TO : Turnovers **BS** : Blocked Shots **PF** : Fouls **PTS** : Points
HF : Half of Time **OT** : Over Time * : Starting/Initial

PRNWB000000C4.00073 00102210:09V010

MEN PRELIMINARY GROUP A MATCH RESULTS



SUN 22 OCT 2000

SYDNEY SUPERDOME

Match No: 25

MEX 51 vs 14 RSA

Start Time: 9:30

Attendance:

Referees: BURFORD Jonathon (USA)
GAUTHIER Sebastien (CAN)

CHUNG Hak Mo (KOR)

FIRST HALF

Scoring by 5 min intervals: **MEX**
RSA

13	27	43	51
2	6	8	14

Mexico (MEX)

No.	Name	MIN	PTS	Field Goals		2 Points		3 Points		Free Throws		Rebounds			AS	ST	TO	BS	PF	
				M/A	%	M/A	%	M/A	%	M/A	%	OR	DR	TOT						
4	SALVADOR Pedro	03:11	4	2/5	40.0	2/5	40.0					1	1	2						
5	QUEVEDO Sergio	05:04																		
6	LARRAGA Pablo	12:17	8	4/6	66.7	4/6	66.7						4	4		1	1	1	1	
* 7	ISAIAS Armando	14:56	2	0/1	0.0	0/1	0.0			2/2	100.0								1	
* 8	BLANCAS Luis	05:46	3	1/3	33.3	1/3	33.3			1/4	25.0		1	1		1	1			
9	PULIDO Jose	09:06	4	2/3	66.7	2/3	66.7					1		1		2		1	1	
10	OLIVAS Julio Cesar																			
* 11	MAGANA Rigoberto	07:43		0/1	0.0	0/1	0.0						1	1		3	1		3	
12	HERNANDEZ Gilberto																			
13	DURAN Mauro	11:03	2	1/2	50.0	1/2	50.0						1	1				1	2	
* 14	ORTEGA Raul	20:00	16	6/9	66.7	6/9	66.7			4/4	100.0		1	1		1	3	2	2	
* 15	ZAVALA Salvador	10:54	12	5/7	71.4	5/7	71.4			2/2	100.0	2	2	4		2	1	1		
Team Coach																				
TOTALS			51	21/37	56.8	21/37	56.8			9/12	75.0	4	11	15		10	8	6	1	10
Coach	LOPEZ NINO Alejandro																			
Assistant Coach	DAVILA Aaron																			
	DURAND Sergio																			

South Africa (RSA)

No.	Name	MIN	PTS	Field Goals		2 Points		3 Points		Free Throws		Rebounds			AS	ST	TO	BS	PF
				M/A	%	M/A	%	M/A	%	M/A	%	OR	DR	TOT					
* 4	HARTNICK Shaun	10:32																	2
5	OHN Aye Htun	09:28		0/3	0.0	0/3	0.0												1
6	FLEISER Leon	06:42																	2
7	WILLIAMS Ralph	02:46																	2
8	PAPENFUS Marius	14:48		0/1	0.0	0/1	0.0								1		1		
* 9	WESSELS Duggie	05:12										1	1						3
* 10	OESCHGER Kobus	10:32		0/1	0.0	0/1	0.0			0/2	0.0								1
11	HOUSTON James	02:46																	2
* 12	MANYANA Buntu	17:14	10	5/8	62.5	5/8	62.5			0/2	0.0		2	2					2
13	WAITES Grant	01:47											1	1		1			1
14	NORTJE Richard	03:27											2	2					2
* 15	VICTOR Joppie	14:46	4	1/6	16.7	1/6	16.7			2/2	100.0	1	6	7				9	1
Team Coach																			
TOTALS			14	6/19	31.6	6/19	31.6			2/6	33.3	1	12	13		2		28	8
Coach	MOORGAS Shawn																		
Assistant Coach	MOORGAS Craig																		
	MOKONE Simon																		

	MEX	RSA
Points from Turnovers:	25	6
Biggest Lead:	37 (51-14)	0
Second Chance Points:	6	2
Lead Changes:		

	MEX	RSA
Points in the Paint:	36	8
Biggest Scoring Run:	24-2 (39-6)	4-0 (12-43)
Fast Break Points:	10	
Times Tied:		

Legend:

MIN : Minutes Played **M/A** : Made/Attempts **%** : Shooting Percentage **OR** : Offensive Rebounds
DR : Defensive Rebounds **TOT** : Total Rebounds **AS** : Assist **ST** : Steals
TO : Turnovers **BS** : Blocked Shots **PF** : Fouls **PTS** : Points
HF : Half of Time **OT** : Over Time * : Starting/Initial

PRNWB000000C5.00069 00102210:59V010

Match No: 25

MEX 83 vs 34 RSA

Start Time: 9:30

Attendance: 7987

Referees: BURFORD Jonathon (USA)
GAUTHIER Sebastien (CAN)

CHUNG Hak Mo (KOR)

Scoring by 5 min intervals:	MEX RSA	1.HF				2.HF			
		13	27	43	51	66	70	76	83
		2	6	8	14	16	21	25	34

Time	Score	Mexico		Action	South Africa		Time	Score	Mexico		Action	South Africa	
		FIRST HALF			FIRST HALF								
20:00		7 - ISAIAS Armando		Player IN			15:29		8 - BLANCAS Luis		Free Th. Miss		
20:00		8 - BLANCAS Luis		Player IN			15:29	13-2	8 - BLANCAS Luis		Free Th. MADE		
20:00		11 - MAGANA Rigoberto		Player IN			15:20		8 - BLANCAS Luis		Steal		
20:00		14 - ORTEGA Raul		Player IN			15:20				Turnover	14 - NORTJE Richard	
20:00		15 - ZAVALA Salvador		Player IN			15:06		15 - ZAVALA Salvador		Turnover		
20:00				Player IN	4 - HARTNICK Shaun		14:54		14 - ORTEGA Raul		Steal		
20:00				Player IN	9 - WESSELS Duggie		14:52				Turnover	9 - WESSELS Duggie	
20:00				Player IN	10 - OESCHGER Kobus		14:48				Foul	14 - NORTJE Richard (P1,T2)	
20:00				Player IN	12 - MANYANA Buntu		14:48				Player OUT	9 - WESSELS Duggie	
20:00				Player IN	15 - VICTOR Joppie		14:48				Player IN	8 - PAPANFUS Marius	
19:29				Turnover	15 - VICTOR Joppie		14:48		8 - BLANCAS Luis		Free Th. Miss		
19:16	2-0	14 - ORTEGA Raul		2 Pt. MADE			14:48		8 - BLANCAS Luis		Free Th. Miss		
19:16		11 - MAGANA Rigoberto		Assist			14:45				Defens.Rebound	14 - NORTJE Richard	
19:04		15 - ZAVALA Salvador		Steal			14:30				Turnover	10 - OESCHGER Kobus	
19:01				Turnover	15 - VICTOR Joppie		14:25		Mexico		Fast Break		
18:46	4-0	15 - ZAVALA Salvador		2 Pt. MADE			14:23	15-2	14 - ORTEGA Raul		2 Pt. in the paint		
18:46		11 - MAGANA Rigoberto		Assist			14:14		11 - MAGANA Rigoberto (P2,T2)		Foul		
18:30				2 Pt. Miss	12 - MANYANA Buntu		14:14		8 - BLANCAS Luis		Player OUT		
18:27		15 - ZAVALA Salvador		Defens.Rebound			14:14		13 - DURAN Mauro		Player IN		
18:19		14 - ORTEGA Raul		2 Pt. Miss			14:14				Player OUT	4 - HARTNICK Shaun	
18:17		15 - ZAVALA Salvador		Offens.Rebound			14:14				Player IN	6 - FLEISER Leon	
18:15	6-0	15 - ZAVALA Salvador		2 Pt. in the paint			14:14				Player OUT	10 - OESCHGER Kobus	
17:59	6-2			2 Pt. MADE	12 - MANYANA Buntu		14:14				Player IN	5 - OHN Aye Htun	
17:59		11 - MAGANA Rigoberto (P1,T1)		Foul			14:05	15-4			2 Pt. in the paint	12 - MANYANA Buntu	
17:59				Free Th. Miss	12 - MANYANA Buntu		13:51		14 - ORTEGA Raul		2 Pt. Miss		
17:50				2 Pt. Miss	15 - VICTOR Joppie		13:49		15 - ZAVALA Salvador		Offens.Rebound		
17:48		8 - BLANCAS Luis		Defens.Rebound			13:46	17-4	15 - ZAVALA Salvador		2 Pt. in the paint		
17:37	8-2	15 - ZAVALA Salvador		2 Pt. in the paint			13:40				Turnover	6 - FLEISER Leon	
17:37		8 - BLANCAS Luis		Assist			13:37				Foul	12 - MANYANA Buntu (P1,T3)	
17:20				Turnover	15 - VICTOR Joppie		13:37	18-4	7 - ISAIAS Armando		Free Th. MADE		
17:10		11 - MAGANA Rigoberto		2 Pt. Miss			13:37	19-4	7 - ISAIAS Armando		Free Th. MADE		
17:08				Defens.Rebound	15 - VICTOR Joppie		13:27		7 - ISAIAS Armando (P1,T3)		Foul		
17:02				Turnover	12 - MANYANA Buntu		13:10				Turnover	6 - FLEISER Leon	
16:52		7 - ISAIAS Armando		2 Pt. Miss			13:04		Mexico		Fast Break		
16:50				Defens.Rebound	15 - VICTOR Joppie		13:04	21-4	15 - ZAVALA Salvador		2 Pt. in the paint		
16:42				Turnover	15 - VICTOR Joppie		12:53		11 - MAGANA Rigoberto (P3,T4)		Foul		
16:39		8 - BLANCAS Luis		2 Pt. Miss			12:53				Player OUT	14 - NORTJE Richard	
16:38				Defens.Rebound	15 - VICTOR Joppie		12:53				Player IN	13 - WAITES Grant	
16:36				Turnover	15 - VICTOR Joppie		12:33				2 Pt. Miss	5 - OHN Aye Htun	
16:34		8 - BLANCAS Luis		2 Pt. Miss			12:30		14 - ORTEGA Raul		Defens.Rebound		
16:30				Defens.Rebound	9 - WESSELS Duggie		12:20				Turnover	11 - HOUSTON James	
16:25				2 Pt. Miss	12 - MANYANA Buntu		12:17		15 - ZAVALA Salvador		Player OUT		
16:24		11 - MAGANA Rigoberto		Defens.Rebound			12:17		11 - MAGANA Rigoberto		Player OUT		
16:18		Mexico		Fast Break			12:17		6 - LARRAGA Pablo		Player IN		
16:18	10-2	8 - BLANCAS Luis		2 Pt. in the paint			12:17		9 - PULIDO Jose		Player IN		
16:18		11 - MAGANA Rigoberto		Assist			12:06		6 - LARRAGA Pablo		2 Pt. Miss		
16:18				Time Out	South Africa		12:03				Defens.Rebound	13 - WAITES Grant	
16:10				Turnover	9 - WESSELS Duggie		11:42	23-4	9 - PULIDO Jose		2 Pt. in the paint		
16:07		15 - ZAVALA Salvador		2 Pt. Miss			11:42		14 - ORTEGA Raul		Assist		
16:05				Defens.Rebound	12 - MANYANA Buntu		11:27				Offensive Foul	13 - WAITES Grant (P1,T4)	
15:56		11 - MAGANA Rigoberto		Steal			11:27				Turnover	13 - WAITES Grant	
15:55				Turnover	12 - MANYANA Buntu		11:16		9 - PULIDO Jose		2 Pt. Miss		
15:51	12-2	14 - ORTEGA Raul		2 Pt. in the paint			11:14				Defens.Rebound	12 - MANYANA Buntu	
15:40				Turnover	9 - WESSELS Duggie		11:06	23-6			2 Pt. in the paint	12 - MANYANA Buntu	
15:29				Foul	15 - VICTOR Joppie (P1,T1)		11:06				Assist	13 - WAITES Grant	
15:29				Player OUT	15 - VICTOR Joppie		11:06		9 - PULIDO Jose (P1,T5)		Foul		
15:29				Player IN	14 - NORTJE Richard		11:06				Player OUT	13 - WAITES Grant	

Wheelchair Basketball

MEN PRELIMINARY GROUP A PLAY BY PLAY



SUN 22 OCT 2000

SYDNEY SUPERDOME

Time	Score	Mexico	Action	South Africa	Time	Score	Mexico	Action	South Africa
FIRST HALF					FIRST HALF				
11:06			Player IN	15 - VICTOR Joppie	4:34			2 Pt. Miss	15 - VICTOR Joppie
11:06			Free Th. Miss	12 - MANYANA Buntu	4:33		6 - LARRAGA Pablo	Defens.Rebound	
11:04		6 - LARRAGA Pablo	Defens.Rebound		4:20		6 - LARRAGA Pablo	Turnover	
10:57			Foul	6 - FLEISER Leon (P1,T5)	4:09	43-10		2 Pt. MADE	15 - VICTOR Joppie
10:57	24-6	14 - ORTEGA Raul	Free Th. MADE		4:09			Assist	8 - PAPPENFUS Marius
10:57	25-6	14 - ORTEGA Raul	Free Th. MADE		3:45		9 - PULIDO Jose	Turnover	
10:47		13 - DURAN Mauro (P1,T6)	Foul		3:27	43-12		2 Pt. in the paint	12 - MANYANA Buntu
10:44			2 Pt. Miss	15 - VICTOR Joppie	3:11		14 - ORTEGA Raul (P2,T9)	Offensive Foul	
10:41		13 - DURAN Mauro	Defens.Rebound		3:11		14 - ORTEGA Raul	Turnover	
10:36		7 - ISAIAS Armando	Turnover		3:11		13 - DURAN Mauro	Player OUT	
10:23			Turnover	15 - VICTOR Joppie	3:11		15 - ZAVALA Salvador	Player IN	
10:13	27-6	6 - LARRAGA Pablo	2 Pt. in the paint		3:11		9 - PULIDO Jose	Player OUT	
10:13		9 - PULIDO Jose	Assist		3:11		4 - SALVADOR Pedro	Player IN	
9:55			2 Pt. Miss	12 - MANYANA Buntu	2:59			Turnover	4 - HARTNICK Shaun
9:53		6 - LARRAGA Pablo	Defens.Rebound		2:51	45-12	4 - SALVADOR Pedro	2 Pt. in the paint	
9:50			Foul	5 - OHN Aye Htun (P1,T6)	2:51		15 - ZAVALA Salvador	Assist	
9:50	28-6	14 - ORTEGA Raul	Free Th. MADE		2:40			2 Pt. Miss	10 - OESCHGER Kobus
9:50	29-6	14 - ORTEGA Raul	Free Th. MADE		2:38		4 - SALVADOR Pedro	Defens.Rebound	
9:37			2 Pt. Miss	5 - OHN Aye Htun	2:21		4 - SALVADOR Pedro	2 Pt. Miss	
9:35		6 - LARRAGA Pablo	Defens.Rebound		2:19			Defens.Rebound	15 - VICTOR Joppie
9:31		Mexico	Fast Break		2:10			Turnover	4 - HARTNICK Shaun
9:27	31-6	14 - ORTEGA Raul	2 Pt. in the paint		2:10		4 - SALVADOR Pedro	Steal	
9:27	33-6	9 - PULIDO Jose	2 Pt. in the paint		1:50		4 - SALVADOR Pedro	2 Pt. Miss	
8:45			2 Pt. Miss	15 - VICTOR Joppie	1:49		4 - SALVADOR Pedro	Offens.Rebound	
8:44		13 - DURAN Mauro	Block Shot		1:39		15 - ZAVALA Salvador	2 Pt. Miss	
8:26	35-6	6 - LARRAGA Pablo	2 Pt. in the paint		1:38			Defens.Rebound	15 - VICTOR Joppie
7:53			Turnover	8 - PAPPENFUS Marius	1:35			Steal	
7:53			Foul	6 - FLEISER Leon (P2,T7)	1:34			Turnover	15 - VICTOR Joppie
7:40		6 - LARRAGA Pablo	Steal		1:29	47-12	4 - SALVADOR Pedro	2 Pt. in the paint	
7:40			Turnover	15 - VICTOR Joppie	1:29		15 - ZAVALA Salvador	Assist	
7:32			Player OUT	12 - MANYANA Buntu	1:15	47-14		2 Pt. in the paint	12 - MANYANA Buntu
7:32			Player OUT	6 - FLEISER Leon	0:51	49-14	6 - LARRAGA Pablo	2 Pt. in the paint	
7:32			Player IN	7 - WILLIAMS Ralph	0:51		6 - LARRAGA Pablo (P1,T10)	Foul	
7:32			Player IN	11 - HOUSTON James	0:51			Player OUT	15 - VICTOR Joppie
7:24		14 - ORTEGA Raul	Steal		0:51			Player IN	14 - NORTJE Richard
7:23			Turnover	7 - WILLIAMS Ralph	0:51			Free Th. Miss	10 - OESCHGER Kobus
7:23		Mexico	Fast Break		0:51			Free Th. Miss	10 - OESCHGER Kobus
7:19	37-6	14 - ORTEGA Raul	2 Pt. in the paint		0:50		15 - ZAVALA Salvador	Defens.Rebound	
7:12			Turnover	5 - OHN Aye Htun	0:40			Foul	12 - MANYANA Buntu (P2,T8)
7:10			Time Out	South Africa	0:40	50-14	15 - ZAVALA Salvador	Free Th. MADE	
7:04		13 - DURAN Mauro	2 Pt. Miss		0:40	51-14	15 - ZAVALA Salvador	Free Th. MADE	
7:00		9 - PULIDO Jose	Offens.Rebound		0:32			Turnover	14 - NORTJE Richard
6:51	39-6	6 - LARRAGA Pablo	2 Pt. MADE		0:16		4 - SALVADOR Pedro	2 Pt. Miss	
6:25			Turnover	11 - HOUSTON James	0:07		14 - ORTEGA Raul	2 Pt. Miss	
6:07		14 - ORTEGA Raul	Turnover		0:05			Defens.Rebound	14 - NORTJE Richard
6:07		14 - ORTEGA Raul (P1,T7)	Foul		SECOND HALF				
5:54			2 Pt. Miss	8 - PAPPENFUS Marius	20:00		4 - SALVADOR Pedro	Player IN	
5:53			Offens.Rebound	15 - VICTOR Joppie	20:00		6 - LARRAGA Pablo	Player IN	
5:53		13 - DURAN Mauro (P2,T8)	Foul		20:00		8 - BLANCAS Luis	Player IN	
5:53	39-7		Free Th. MADE	15 - VICTOR Joppie	20:00		10 - OLIVAS Julio Cesar	Player IN	
5:53	39-8		Free Th. MADE	15 - VICTOR Joppie	20:00		15 - ZAVALA Salvador	Player IN	
5:37	41-8	13 - DURAN Mauro	2 Pt. in the paint		20:00			Player IN	4 - HARTNICK Shaun
5:37		9 - PULIDO Jose	Assist		20:00			Player IN	8 - PAPPENFUS Marius
5:29			Turnover	15 - VICTOR Joppie	20:00			Player IN	10 - OESCHGER Kobus
5:26	43-8	14 - ORTEGA Raul	2 Pt. in the paint		20:00			Player IN	12 - MANYANA Buntu
5:26		6 - LARRAGA Pablo	Assist		20:00			Player IN	14 - NORTJE Richard
5:10			2 Pt. Miss	5 - OHN Aye Htun	19:43		6 - LARRAGA Pablo	2 Pt. Miss	
5:04			Turnover	7 - WILLIAMS Ralph	19:37		10 - OLIVAS Julio Cesar	Offens.Rebound	
5:04		7 - ISAIAS Armando	Player OUT		19:36	53-14	10 - OLIVAS Julio Cesar	2 Pt. in the paint	
5:04		5 - QUEVEDO Sergio	Player IN		19:21	55-14	15 - ZAVALA Salvador	2 Pt. in the paint	
4:51		6 - LARRAGA Pablo	2 Pt. Miss		19:21		10 - OLIVAS Julio Cesar	Assist	
4:50			Defens.Rebound	15 - VICTOR Joppie	19:01			Turnover	10 - OESCHGER Kobus
4:46			Player OUT	11 - HOUSTON James	18:53			Turnover	
4:46			Player IN	12 - MANYANA Buntu	18:46			Turnover	12 - MANYANA Buntu
4:46			Player OUT	7 - WILLIAMS Ralph	18:35	57-14	8 - BLANCAS Luis	2 Pt. MADE	
4:46			Player IN	10 - OESCHGER Kobus	18:27			Turnover	10 - OESCHGER Kobus
4:46			Player OUT	5 - OHN Aye Htun	18:16		8 - BLANCAS Luis	2 Pt. Miss	
4:46			Player IN	4 - HARTNICK Shaun	18:14		15 - ZAVALA Salvador	Offens.Rebound	
4:38			2 Pt. Miss	15 - VICTOR Joppie	18:13		15 - ZAVALA Salvador	2 Pt. Miss	

Wheelchair Basketball

Wheelchair Basketball

Wheelchair Basketball

Wheelchair Basketball

Time	Score	Mexico	Action	South Africa	Time	Score	Mexico	Action	South Africa
SECOND HALF					SECOND HALF				
18:12			Player OUT	10 - OESCHGER Kobus	12:57		8 - BLANCAS Luis	Defens.Rebound	
18:12			Player IN	6 - FLEISER Leon	12:43	70-17	10 - OLIVAS Julio Cesar	2 Pt. MADE	
18:12			Player OUT	4 - HARTNICK Shaun	12:28			2 Pt. Miss	5 - OHN Aye Htun
18:12			Player IN	5 - OHN Aye Htun	12:26		11 - MAGANA Rigoberto	Defens.Rebound	
18:07	10 - OLIVAS Julio Cesar (P1,T1)		Foul		12:02		13 - DURAN Mauro	2 Pt. Miss	
17:47	15 - ZAVALA Salvador		Steal		11:56		5 - QUEVEDO Sergio	Offens.Rebound	
17:46			Turnover	14 - NORTJE Richard	11:53		5 - QUEVEDO Sergio	Turnover	
17:39		Mexico	Fast Break		11:52			Steal	15 - VICTOR Joppie
17:38	59-14	6 - LARRAGA Pablo	2 Pt. in the paint		11:49			Turnover	7 - WILLIAMS Ralph
17:38		15 - ZAVALA Salvador	Assist		11:34		5 - QUEVEDO Sergio	2 Pt. Miss	
17:18			2 Pt. Miss	12 - MANYANA Buntu	11:32			Defens.Rebound	15 - VICTOR Joppie
17:17		6 - LARRAGA Pablo	Defens.Rebound		11:26			2 Pt. Miss	11 - HOUSTON James
17:04		15 - ZAVALA Salvador	Turnover		11:14		13 - DURAN Mauro	2 Pt. Miss	
16:58		6 - LARRAGA Pablo (P2,T2)	Foul		11:12			Defens.Rebound	15 - VICTOR Joppie
16:58		15 - ZAVALA Salvador	Player OUT		11:08			Turnover	15 - VICTOR Joppie
16:58		13 - DURAN Mauro	Player IN		10:55		11 - MAGANA Rigoberto	Turnover	
16:58	59-15		Free Th. MADE	14 - NORTJE Richard	10:49			2 Pt. Miss	8 - PAPANFUS Marius
16:58	59-16		Free Th. MADE	14 - NORTJE Richard	10:49		11 - MAGANA Rigoberto	Block Shot	
16:58			Player OUT	14 - NORTJE Richard	10:43	70-19		2 Pt. MADE	15 - VICTOR Joppie
16:58			Player IN	15 - VICTOR Joppie	10:43			Assist	7 - WILLIAMS Ralph
16:41	61-16	13 - DURAN Mauro	2 Pt. MADE		10:24		11 - MAGANA Rigoberto	Turnover	
16:29			2 Pt. Miss	15 - VICTOR Joppie	10:09	70-21		2 Pt. MADE	15 - VICTOR Joppie
16:28			Offens.Rebound	12 - MANYANA Buntu	9:48		10 - OLIVAS Julio Cesar	3 Pt. Miss	
16:28			2 Pt. Miss	12 - MANYANA Buntu	9:46			Defens.Rebound	11 - HOUSTON James
16:25		6 - LARRAGA Pablo	Defens.Rebound		9:40			Turnover	15 - VICTOR Joppie
16:15	63-16	6 - LARRAGA Pablo	2 Pt. in the paint		9:35		11 - MAGANA Rigoberto	Steal	
16:00			Turnover	5 - OHN Aye Htun	9:30			Foul	15 - VICTOR Joppie (P2,T2)
15:50			Foul	6 - FLEISER Leon (P3,T1)	9:23		11 - MAGANA Rigoberto	Turnover	
15:50	64-16	10 - OLIVAS Julio Cesar	Free Th. MADE		9:21			Steal	11 - HOUSTON James
15:50		10 - OLIVAS Julio Cesar	Free Th. Miss		9:16		11 - MAGANA Rigoberto	Steal	
15:48			Defens.Rebound	15 - VICTOR Joppie	9:14			Turnover	15 - VICTOR Joppie
15:39			Turnover	6 - FLEISER Leon	9:12		13 - DURAN Mauro	2 Pt. Miss	
15:38	66-16	6 - LARRAGA Pablo	2 Pt. in the paint		9:11			Defens.Rebound	11 - HOUSTON James
15:38			Time Out	South Africa	9:05			Fast Break	South Africa
15:30		13 - DURAN Mauro (P3,T3)	Foul		9:04	70-23		2 Pt. in the paint	5 - OHN Aye Htun
15:21			2 Pt. Miss	12 - MANYANA Buntu	9:04			Assist	15 - VICTOR Joppie
15:19		6 - LARRAGA Pablo	Defens.Rebound		8:51		10 - OLIVAS Julio Cesar	2 Pt. Miss	
14:55	68-16	10 - OLIVAS Julio Cesar	2 Pt. MADE		8:50			Defens.Rebound	11 - HOUSTON James
14:44			Turnover	15 - VICTOR Joppie	8:42			Turnover	7 - WILLIAMS Ralph
14:41		10 - OLIVAS Julio Cesar	Turnover		8:37			Foul	7 - WILLIAMS Ralph (P1,T3)
14:34			2 Pt. Miss	12 - MANYANA Buntu	8:37			Player OUT	15 - VICTOR Joppie
14:33			Offens.Rebound	15 - VICTOR Joppie	8:37			Player IN	14 - NORTJE Richard
14:33		6 - LARRAGA Pablo (P3,T4)	Foul		8:23	72-23	8 - BLANCAS Luis	2 Pt. in the paint	
14:33			Free Th. Miss	15 - VICTOR Joppie	8:23		10 - OLIVAS Julio Cesar	Assist	
14:33			Free Th. Miss	15 - VICTOR Joppie	8:11			2 Pt. Miss	11 - HOUSTON James
14:32		13 - DURAN Mauro	Defens.Rebound		8:11			Offens.Rebound	14 - NORTJE Richard
14:18		10 - OLIVAS Julio Cesar	3 Pt. Miss		8:11		13 - DURAN Mauro (P5,T6)	Foul	
14:13		10 - OLIVAS Julio Cesar	Offens.Rebound		8:11		13 - DURAN Mauro	Player OUT	
14:03		4 - SALVADOR Pedro	2 Pt. Miss		8:11		9 - PULIDO Jose	Player IN	
14:02		4 - SALVADOR Pedro	Offens.Rebound		8:07			2 Pt. Miss	14 - NORTJE Richard
13:49		10 - OLIVAS Julio Cesar	2 Pt. Miss		8:05		9 - PULIDO Jose	Defens.Rebound	
13:47			Defens.Rebound	12 - MANYANA Buntu	7:52		8 - BLANCAS Luis	2 Pt. Miss	
13:22			2 Pt. Miss	6 - FLEISER Leon	7:50		9 - PULIDO Jose	Offens.Rebound	
13:22			Offens.Rebound	12 - MANYANA Buntu	7:49		9 - PULIDO Jose	2 Pt. Miss	
13:22		13 - DURAN Mauro (P4,T5)	Foul		7:46			Defens.Rebound	14 - NORTJE Richard
13:22		6 - LARRAGA Pablo	Player OUT		7:37			2 Pt. Miss	5 - OHN Aye Htun
13:22		11 - MAGANA Rigoberto	Player IN		7:34		8 - BLANCAS Luis	Defens.Rebound	
13:22		4 - SALVADOR Pedro	Player OUT		7:14		8 - BLANCAS Luis	2 Pt. Miss	
13:22		5 - QUEVEDO Sergio	Player IN		7:13		8 - BLANCAS Luis	Offens.Rebound	
13:22			Time Out	South Africa	7:12		9 - PULIDO Jose	Turnover	
13:22			Player OUT	6 - FLEISER Leon	6:53			Turnover	8 - PAPANFUS Marius
13:22			Player IN	7 - WILLIAMS Ralph	6:48		Mexico	Fast Break	
13:22			Free Th. Miss	12 - MANYANA Buntu	6:48	74-23	5 - QUEVEDO Sergio	2 Pt. in the paint	
13:22	68-17		Free Th. MADE	12 - MANYANA Buntu	6:35			Player OUT	7 - WILLIAMS Ralph
13:22			Player OUT	12 - MANYANA Buntu	6:35			Player IN	6 - FLEISER Leon
13:22			Player IN	11 - HOUSTON James	6:23			2 Pt. Miss	8 - PAPANFUS Marius
13:11		10 - OLIVAS Julio Cesar	2 Pt. Miss		6:23		9 - PULIDO Jose	Block Shot	
13:09			Defens.Rebound	15 - VICTOR Joppie	6:10	76-23	11 - MAGANA Rigoberto	2 Pt. in the paint	
13:00			2 Pt. Miss	15 - VICTOR Joppie	5:53			Fast Break	South Africa

Wheelchair Basketball

Wheelchair Basketball

Wheelchair Basketball

Wheelchair Basketball

MEN PRELIMINARY GROUP A PLAY BY PLAY



SUN 22 OCT 2000

SYDNEY SUPERDOME

Time	Score	Mexico	Action	South Africa	Time	Score	Mexico	Action	South Africa
SECOND HALF					SECOND HALF				
5:52	76-25		2 Pt. in the paint	11 - HOUSTON James	2:34			Fast Break	South Africa
5:31		11 - MAGANA Rigoberto	3 Pt. Miss		2:33	80-30		2 Pt. in the paint	10 - OESCHGER Kobus
5:30			Defens.Rebound	11 - HOUSTON James	2:29			Foul	4 - HARTNICK Shaun (P2,T7)
5:30		9 - PULIDO Jose (P2,T7)	Foul		2:16	82-30	10 - OLIVAS Julio Cesar	2 Pt. in the paint	
5:30			Player OUT	6 - FLEISER Leon	2:16		9 - PULIDO Jose	Assist	
5:30			Player IN	10 - OESCHGER Kobus	1:49	82-32		2 Pt. in the paint	12 - MANYANA Buntu
5:30			Player OUT	11 - HOUSTON James	1:49			Assist	8 - PAPANFUS Marius
5:30			Player IN	12 - MANYANA Buntu	1:49		9 - PULIDO Jose (P3,T9)	Foul	
5:30			Player OUT	5 - OHN Aye Htun	1:49			Free Th. Miss	12 - MANYANA Buntu
5:30			Player IN	4 - HARTNICK Shaun	1:46		11 - MAGANA Rigoberto	Defens.Rebound	
5:12			Turnover	10 - OESCHGER Kobus	1:46			Foul	12 - MANYANA Buntu (P3,T8)
4:59			Foul	14 - NORTJE Richard (P2,T4)	1:46		11 - MAGANA Rigoberto	Free Th. Miss	
4:59		8 - BLANCAS Luis	Free Th. Miss		1:46	83-32	11 - MAGANA Rigoberto	Free Th. MADE	
4:59	77-25	8 - BLANCAS Luis	Free Th. MADE		1:34			2 Pt. Miss	4 - HARTNICK Shaun
4:49		9 - PULIDO Jose	Steal		1:33			Offens.Rebound	12 - MANYANA Buntu
4:48			Turnover	14 - NORTJE Richard	1:33	83-34		Tap MADE	12 - MANYANA Buntu
4:48			Foul	4 - HARTNICK Shaun (P1,T5)	1:04		11 - MAGANA Rigoberto	2 Pt. Miss	
4:48		8 - BLANCAS Luis	Free Th. Miss		1:02			Defens.Rebound	10 - OESCHGER Kobus
4:48	78-25	8 - BLANCAS Luis	Free Th. MADE		0:59		10 - OLIVAS Julio Cesar	Steal	
4:42		10 - OLIVAS Julio Cesar (P2,T8)	Foul		0:58			Turnover	10 - OESCHGER Kobus
4:42	78-26		Free Th. MADE	10 - OESCHGER Kobus	0:55		11 - MAGANA Rigoberto	2 Pt. Miss	
4:42			Free Th. Miss	10 - OESCHGER Kobus	0:53		5 - QUEVEDO Sergio	Offens.Rebound	
4:39		11 - MAGANA Rigoberto	Defens.Rebound		0:51		5 - QUEVEDO Sergio	2 Pt. Miss	
4:36			Foul	10 - OESCHGER Kobus (P1,T6)	0:50		5 - QUEVEDO Sergio	Offens.Rebound	
4:26	80-26	9 - PULIDO Jose	2 Pt. in the paint		0:50		5 - QUEVEDO Sergio	2 Pt. Miss	
4:13			2 Pt. Miss	10 - OESCHGER Kobus	0:50			Block Shot	12 - MANYANA Buntu
4:10		8 - BLANCAS Luis	Defens.Rebound		0:44		10 - OLIVAS Julio Cesar	2 Pt. Miss	
3:55		10 - OLIVAS Julio Cesar	2 Pt. Miss		0:41			Defens.Rebound	15 - VICTOR Joppie
3:53			Defens.Rebound	14 - NORTJE Richard	0:37		9 - PULIDO Jose (P4,T10)	Foul	
3:43			2 Pt. Miss	8 - PAPANFUS Marius	0:37			Free Th. Miss	8 - PAPANFUS Marius
3:42		9 - PULIDO Jose	Defens.Rebound		0:37		10 - OLIVAS Julio Cesar	Player OUT	
3:36		8 - BLANCAS Luis	2 Pt. Miss		0:37		4 - SALVADOR Pedro	Player IN	
3:35			Time Out	South Africa	0:37			Free Th. Miss	8 - PAPANFUS Marius
3:35			Player OUT	14 - NORTJE Richard	0:25		11 - MAGANA Rigoberto	Turnover	
3:35			Player IN	15 - VICTOR Joppie	0:17		11 - MAGANA Rigoberto (P4,T11)	Foul	
3:35		8 - BLANCAS Luis	Player OUT		0:17			Free Th. Miss	12 - MANYANA Buntu
3:35		6 - LARRAGA Pablo	Player IN		0:17			Free Th. Miss	12 - MANYANA Buntu
3:31		6 - LARRAGA Pablo	Turnover		0:14		6 - LARRAGA Pablo	Defens.Rebound	
3:21			2 Pt. Miss	8 - PAPANFUS Marius	0:07		11 - MAGANA Rigoberto	2 Pt. Miss	
3:19		10 - OLIVAS Julio Cesar	Defens.Rebound		0:06			Block Shot	4 - HARTNICK Shaun
3:15		10 - OLIVAS Julio Cesar	Turnover		0:00		6 - LARRAGA Pablo	2 Pt. Miss	
3:11	80-28		2 Pt. in the paint	12 - MANYANA Buntu	0:00			Defens.Rebound	4 - HARTNICK Shaun
3:11			Assist	10 - OESCHGER Kobus	0:00			END OF PERIOD	
2:48		10 - OLIVAS Julio Cesar	3 Pt. Miss						

Wheelchair Basketball

Wheelchair Basketball

Wheelchair Basketball

Wheelchair Basketball

PRNWB000000C6.00073 00102210:59V020

MEN PRELIMINARY GROUP A MATCH RESULTS



SUN 22 OCT 2000

SYDNEY SUPERDOME

Match No: 25

MEX 83 vs 34 RSA

Start Time: 9:30

Attendance: 7987

Referees: BURFORD Jonathon (USA)
GAUTHIER Sebastien (CAN)

CHUNG Hak Mo (KOR)

Scoring by 5 min intervals:	MEX	RSA	1.HF				2.HF			
			13	27	43	51	66	70	76	83
			2	6	8	14	16	21	25	34

Mexico (MEX)

No.	Name	MIN	PTS	Field Goals		2 Points		3 Points		Free Throws		Rebounds			AS	ST	TO	BS	PF
				M/A	%	M/A	%	M/A	%	M/A	%	OR	DR	TOT					
4	SALVADOR Pedro	10:26	4	2/6	33.3	2/6	33.3					2	1	3			1		
5	QUEVEDO Sergio	18:26	2	1/4	25.0	1/4	25.0					3		3			1		
6	LARRAGA Pablo	22:30	14	7/11	63.6	7/11	63.6					8	8	8	1	1	2		3
* 7	ISAIAIS Armando	14:56	2	0/1	0.0	0/1	0.0			2/2	100.0						1		1
* 8	BLANCAS Luis	22:11	9	3/9	33.3	3/9	33.3			3/8	37.5	1	4	5	1	1			
9	PULIDO Jose	17:17	6	3/5	60.0	3/5	60.0					2	2	4	3	1	2	1	4
10	OLIVAS Julio Cesar	19:23	9	4/12	33.3	4/9	44.4	0/3	0.0	1/2	50.0	2	1	3	2	1	3		2
* 11	MAGANA Rigoberto	21:05	3	1/6	16.7	1/5	20.0	0/1	0.0	1/2	50.0		4	4	3	3	4	1	4
12	HERNANDEZ Gilberto																		
13	DURAN Mauro	19:50	4	2/6	33.3	2/6	33.3					2	2					1	5
* 14	ORTEGA Raul	20:00	16	6/9	66.7	6/9	66.7			4/4	100.0	1	1		1	3	2		2
* 15	ZAVALA Salvador	13:56	14	6/9	66.7	6/9	66.7			2/2	100.0	3	2	5	3	2	2		
Team Coach																			
TOTALS			83	35/78	44.9	35/74	47.3	0/4	0.0	13/20	65.0	13	25	38	14	13	17	3	21
Coach		LOPEZ NINO Alejandro																	
Assistant Coach		DAVILA Aaron									DURAND Sergio								

South Africa (RSA)

No.	Name	MIN	PTS	Field Goals		2 Points		3 Points		Free Throws		Rebounds			AS	ST	TO	BS	PF
				M/A	%	M/A	%	M/A	%	M/A	%	OR	DR	TOT					
* 4	HARTNICK Shaun	17:50		0/1	0.0	0/1	0.0						1	1			2	1	2
5	OHN Aye Htun	22:10	2	1/6	16.7	1/6	16.7										2		1
6	FLEISER Leon	12:37		0/1	0.0	0/1	0.0										3		3
7	WILLIAMS Ralph	09:33													1		4		1
8	PAPENFUS Marius	34:48		0/5	0.0	0/5	0.0			0/2	0.0				2		2		
* 9	WESSELS Duggie	05:12										1	1				3		
* 10	OESCHGER Kobus	17:50	3	1/3	33.3	1/3	33.3			1/4	25.0		1	1	1		5		1
11	HOUSTON James	10:38	2	1/3	33.3	1/3	33.3					4	4			1	2		
* 12	MANYANA Buntu	29:22	17	8/15	53.3	8/15	53.3			1/7	14.3	3	3	6			3	1	3
13	WAITES Grant	01:47										1	1		1		1		1
14	NORTJE Richard	11:31	2	0/1	0.0	0/1	0.0			2/2	100.0	1	4	5			4		2
* 15	VICTOR Joppie	26:42	8	3/10	30.0	3/10	30.0			2/4	50.0	2	11	13	1	1	13		2
Team Coach																			
TOTALS			34	14/45	31.1	14/45	31.1			6/19	31.6	6	26	32	6	2	44	2	16
Coach		MOORGAS Shawn																	
Assistant Coach		MOORGAS Craig									MOKONE Simon								

	MEX	RSA
Points from Turnovers:	38	12
Biggest Lead:	54 (80-26)	0
Second Chance Points:	8	5
Lead Changes:		

	MEX	RSA
Points in the Paint:	56	20
Biggest Scoring Run:	24-2 (39-6)	6-0 (23-70)
Fast Break Points:	14	6
Times Tied:		

Legend:

MIN : Minutes Played **M/A** : Made/Attempts **%** : Shooting Percentage **OR** : Offensive Rebounds
DR : Defensive Rebounds **TOT** : Total Rebounds **AS** : Assist **ST** : Steals
TO : Turnovers **BS** : Blocked Shots **PF** : Fouls **PTS** : Points
HF : Half of Time **OT** : Over Time * : Starting/Initial

PRNWB000000C7.00084A 00102211:01V010

Mexico (MEX)

After 4 Matches

No.	Name	G	MIN	MPG	PTS	PPG	Field Goals		2 Points		3 Points		Free Throws		Rebounds			AS	ST	TO	BS	PF
							M/A	%	M/A	%	M/A	%	M/A	%	OR	DR	TOT					
4	SALVADOR Pedro	4	59:35	14:53	8	2.0	4/13	30.8	4/13	30.8					4	3	7		1		3	
5	QUEVEDO Sergio	4	39:23	9:50	4	1.0	2/5	40.0	2/5	40.0					3		3	1		1	3	
6	LARRAGA Pablo	4	59:11	14:47	29	7.3	14/28	50.0	14/23	60.9	0/5	0.0	1/2	50.0	2	12	14	1	2	5	8	
7	ISAIAS Armando	4	79:27	19:51	2	0.5	0/1	0.0	0/1	0.0			2/4	50.0		2	2	3		6	2	11
8	BLANCAS Luis	4	77:01	19:15	12	3.0	4/14	28.6	4/14	28.6			4/15	26.7	5	13	18	1	1	2	1	5
9	PULIDO Jose	4	58:47	14:41	6	1.5	3/14	21.4	3/14	21.4					3	7	10	4	1	4	1	11
10	OLIVAS Julio Cesar	4	59:57	14:59	15	3.8	6/23	26.1	5/15	33.3	1/8	12.5	2/4	50.0	5	1	6	3	3	8		7
11	MAGANA Rigoberto	4	54:47	13:41	7	1.8	2/13	15.4	2/12	16.7	0/1	0.0	3/8	37.5		6	6	4	4	6	1	8
12	HERNANDEZ Gilberto	2	28:08	14:04	6	3.0	3/14	21.4	3/12	25.0	0/2	0.0	0/2	0.0	1	4	5			9		3
13	DURAN Mauro	4	64:21	16:05	16	4.0	7/19	36.8	7/18	38.9	0/1	0.0	2/2	100.0	2	13	15			4	1	11
14	ORTEGA Raul	4	100:06	25:01	49	12.3	20/58	34.5	20/47	42.6	0/11	0.0	9/10	90.0		6	6	14	9	12		13
15	ZAVALA Salvador	4	119:17	29:49	64	16.0	27/54	50.0	27/53	50.9	0/1	0.0	10/13	76.9	12	20	32	4	7	10	1	6
Team/Coach																						
TOTALS					218	54.5	92/256	35.9	91/227	40.1	1/29	3.4	33/60	55.0	37	87	124	35	28	67	7	89
OPPONENTS					225	56.3	93/210	44.3	93/207	44.9	0/3	0.0	39/82	47.6	30	116	146	60	17	93	5	65

AVERAGES PER GAME

	MEX	OPPONENTS
Points from Turnovers	77	53
Points in the Paint	118	150
Second Chance Points	22	24
Fast Break Points	28	34

	MEX	OPPONENTS
Total Field Goals Made	23.0	23.3
2 Points Field Goals Made	22.8	23.3
3 Points Field Goals Made	0.3	0.0
Free Throws Made	8.3	9.8
Offensive Rebounds	9.3	7.5
Deffensive Rebounds	21.8	29.0
Total Rebounds	31.0	36.5
Assists	8.8	15.0
Steals	7.0	4.3
Turnovers	16.8	23.3
Blocked Shots	1.8	1.3
Fouls	22.3	16.3
Points from Turnovers	19.3	13.3
Points in the Paint	29.5	37.5
Second Chance Points	5.5	6.0
Fast Break Points	7.0	8.5

Legend:

G : Games Played	MIN : Minutes Played	MPG : Minutes Played per Game	PTS : Points
PPG : Points per Game	M/A : Made/Attempts	% : Shooting Percentage	OR : Offensive Rebounds
DR : Defensive Rebounds	TOT : Total Rebounds	AS : Assists	ST : Steals
TO : Turnovers	BS : Blocked Shots	PF : Fouls	

PRNWB000000C8.00084A 00102211:01V010

South Africa (RSA)

After 4 Matches

No.	Name	G	MIN	MPG	PTS	PPG	Field Goals		2 Points		3 Points		Free Throws		Rebounds			AS	ST	TO	BS	PF
							M/A	%	M/A	%	M/A	%	M/A	%	OR	DR	TOT					
4	HARTNICK Shaun	4	91:11	22:47	3	0.8	1/4	25.0	1/4	25.0			1/4	25.0	1	3	4	1	1	6	1	5
5	OHN Aye Htun	4	72:45	18:11	2	0.5	1/8	12.5	1/8	12.5			0/2	0.0		2	2	2	1	5		5
6	FLEISER Leon	4	55:17	13:49	5	1.3	2/8	25.0	2/8	25.0			1/4	25.0					1	9		4
7	WILLIAMS Ralph	4	53:37	13:24	3	0.8	1/7	14.3	1/7	14.3			1/4	25.0	1		1	2	1	15		5
8	PAPENFUS Marius	4	73:39	18:24			0/6	0.0	0/6	0.0			0/2	0.0		1	1	5	3	10		2
9	WESSELS Duggie	4	23:52	5:58			0/1	0.0	0/1	0.0					1	2	3	1	1	6		1
10	OESCHGER Kobus	4	82:00	20:30	12	3.0	4/24	16.7	4/24	16.7			4/10	40.0	1	5	6	1	1	18		11
11	HOUSTON James	4	61:48	15:27	12	3.0	6/15	40.0	6/15	40.0			0/2	0.0	1	8	9	5	1	11	1	3
12	MANYANA Buntu	4	104:18	26:04	30	7.5	13/40	32.5	13/39	33.3	0/1	0.0	4/13	30.8	5	15	20	2	1	15	1	12
13	WAITES Grant	4	30:51	7:42	6	1.5	3/11	27.3	3/11	27.3					3	7	10	2	1	5	1	8
14	NORTJE Richard	4	71:02	17:45	20	5.0	7/22	31.8	7/21	33.3	0/1	0.0	6/10	60.0	6	12	18			14		9
15	VICTOR Joppie	4	79:40	19:55	18	4.5	6/37	16.2	6/32	18.8	0/5	0.0	6/16	37.5	4	22	26	2	2	22		15
Team/Coach													0/1	0.0								1
TOTALS					111	27.8	44/183	24.0	44/176	25.0	0/7	0.0	23/68	33.8	23	77	100	23	14	136	4	81
OPPONENTS					378	94.5	162/303	53.5	161/294	54.8	1/9	11.1	53/93	57.0	62	112	174	85	42	61	11	64

AVERAGES PER GAME

	RSA	OPPONENTS
Points from Turnovers	22	148
Points in the Paint	54	264
Second Chance Points	13	62
Fast Break Points	10	42

	RSA	OPPONENTS
Total Field Goals Made	11.0	40.5
2 Points Field Goals Made	11.0	40.3
3 Points Field Goals Made	0.0	0.3
Free Throws Made	5.8	13.3
Offensive Rebounds	5.8	15.5
Deffensive Rebounds	19.3	28.0
Total Rebounds	25.0	43.5
Assists	5.8	21.3
Steals	3.5	10.5
Turnovers	34.0	15.3
Blocked Shots	1.0	2.8
Fouls	20.3	16.0
Points from Turnovers	5.5	37.0
Points in the Paint	13.5	66.0
Second Chance Points	3.3	15.5
Fast Break Points	2.5	10.5

Legend:

G : Games Played	MIN : Minutes Played	MPG : Minutes Played per Game	PTS : Points
PPG : Points per Game	M/A : Made/Attempts	% : Shooting Percentage	OR : Offensive Rebounds
DR : Defensive Rebounds	TOT : Total Rebounds	AS : Assists	ST : Steals
TO : Turnovers	BS : Blocked Shots	PF : Fouls	

PRNWB000000C9.00084A 00102317:40V020

South Africa (RSA)

After 5 Matches

No.	Name	G	MIN	MPG	PTS	PPG	Field Goals		2 Points		3 Points		Free Throws		Rebounds			AS	ST	TO	BS	PF
							M/A	%	M/A	%	M/A	%	M/A	%	OR	DR	TOT					
4	HARTNICK Shaun	5	117:20	23:28	3	0.6	1/5	20.0	1/5	20.0			1/4	25.0	2	3	5	2	1	7	1	7
5	OHN Aye Htun	5	79:58	15:59	2	0.4	1/8	12.5	1/8	12.5			0/2	0.0		2	2	3	1	7		5
6	FLEISER Leon	5	69:08	13:49	5	1.0	2/9	22.2	2/8	25.0	0/1	0.0	1/4	25.0	1		1	1	1	10		4
7	WILLIAMS Ralph	5	66:12	13:14	7	1.4	2/11	18.2	2/10	20.0	0/1	0.0	3/6	50.0	1	2	3	3	1	18		6
8	PAPENFUS Marius	5	96:17	19:15	3	0.6	1/8	12.5	1/8	12.5			1/4	25.0		2	2	11	3	15		5
9	WESSELS Duggie	5	38:39	7:43			0/2	0.0	0/2	0.0					1	4	5	2	1	8		2
10	OESCHGER Kobus	5	99:10	19:50	12	2.4	4/29	13.8	4/29	13.8			4/12	33.3	1	8	9	2	1	21		12
11	HOUSTON James	5	76:07	15:13	12	2.4	6/17	35.3	6/17	35.3			0/2	0.0	2	10	12	5	1	12	1	5
12	MANYANA Buntu	5	131:05	26:13	36	7.2	16/51	31.4	16/49	32.7	0/2	0.0	4/14	28.6	6	22	28	2	1	17	1	15
13	WAITES Grant	5	34:17	6:51	10	2.0	5/14	35.7	5/14	35.7					4	8	12	2	2	5	1	9
14	NORTJE Richard	5	89:58	17:59	23	4.6	8/30	26.7	8/28	28.6	0/2	0.0	7/12	58.3	7	14	21			16		9
15	VICTOR Joppie	5	101:49	20:21	30	6.0	12/53	22.6	12/48	25.0	0/5	0.0	6/16	37.5	4	26	30	2	2	26	1	17
Team/Coach																						1
TOTALS					143	28.6	58/237	24.5	58/226	25.7	0/11	0.0	27/76	35.5	29	101	130	35	15	162	5	97
OPPONENTS					461	92.2	197/375	52.5	195/360	54.2	2/15	13.3	65/111	58.6	74	146	220	108	47	72	12	76

	RSA	OPPONENTS
Points from Turnovers	32	172
Points in the Paint	80	314
Second Chance Points	17	70
Fast Break Points	12	54

AVERAGES PER GAME

	RSA	OPPONENTS
Total Field Goals Made	11.6	39.4
2 Points Field Goals Made	11.6	39.0
3 Points Field Goals Made	0.0	0.4
Free Throws Made	5.4	13.0
Offensive Rebounds	5.8	14.8
Deffensive Rebounds	20.2	29.2
Total Rebounds	26.0	44.0
Assists	7.0	21.6
Steals	3.0	9.4
Turnovers	32.4	14.4
Blocked Shots	1.0	2.4
Fouls	19.4	15.2
Points from Turnovers	6.4	34.4
Points in the Paint	16.0	62.8
Second Chance Points	3.4	14.0
Fast Break Points	2.4	10.8

Legend:

G : Games Played	MIN : Minutes Played	MPG : Minutes Played per Game	PTS : Points
PPG : Points per Game	M/A : Made/Attempts	% : Shooting Percentage	OR : Offensive Rebounds
DR : Defensive Rebounds	TOT : Total Rebounds	AS : Assists	ST : Steals
TO : Turnovers	BS : Blocked Shots	PF : Fouls	

PRNWB000000CA.00073 00102212:12V010

Match No: 26

NED 36 vs 26 FRA

Start Time: 11:30

Attendance:

Referees: BRIERE Gilles (CAN)
ENGLISH Robert (GBR)

DEWELL Ross (AUS)

FIRST HALF

Scoring by 5 min intervals: **NED**
FRA

6	14	28	36
2	10	16	26

Netherlands (NED)

No.	Name	MIN	PTS	Field Goals		2 Points		3 Points		Free Throws		Rebounds			AS	ST	TO	BS	PF
				M/A	%	M/A	%	M/A	%	M/A	%	OR	DR	TOT					
4	OOSTERBOSCH Mario																		
5	DETTMER Ruud	10:04		0/1	0.0	0/1	0.0										2		2
* 6	de ROOIJ Anton	20:00	2	1/3	33.3	1/3	33.3			0/2	0.0		1	1					1
* 7	JEBARI Mustafa	09:56	4	2/2	100.0	2/2	100.0					2	1	3			1		2
8	van GENT Arie																		
* 9	de GOEDE Frank	08:41	2	1/1	100.0	1/1	100.0												1
* 10	van der LINDEN Gert Jan	20:00	8	4/8	50.0	4/6	66.7	0/2	0.0	0/1	0.0		2	2		7	2	2	2
11	't LAM Wim																		
* 12	JANSENS Koen	20:00	16	7/15	46.7	7/14	50.0	0/1	0.0	2/2	100.0	3	5	8			2	1	2
13	MARTENS Rene	01:15																	
14	van de BUNTE Kees																		
15	van der WERF Kornelis	10:04	4	2/5	40.0	2/5	40.0					1	2	3					2
Team Coach																			
TOTALS			36	17/35	48.6	17/32	53.1	0/3	0.0	2/5	40.0	6	11	17		8	4	6	12
Coach		VERHEUVEL Rob																	
Assistant Coach		VERGOOSSEN Luc																	

France (FRA)

No.	Name	MIN	PTS	Field Goals		2 Points		3 Points		Free Throws		Rebounds			AS	ST	TO	BS	PF
				M/A	%	M/A	%	M/A	%	M/A	%	OR	DR	TOT					
4	SALLEM Riadh	06:31																	
5	ABOUKIR Jean-Denis	09:43	2	1/2	50.0	1/2	50.0								1		2		2
* 6	LIBMAN Bertrand	05:41		0/2	0.0	0/2	0.0					1	1	2					1
7	COURNEIL Jerome	04:36											1	1					
* 8	BOUSTILA Ouahid	15:24	4	2/10	20.0	2/10	20.0					3	5	8		1	1		1
* 9	FAHRSMANE Mario	05:41	2	1/5	20.0	1/4	25.0	0/1	0.0			1	1	1					3
* 10	GUYOT Frederic	20:00	2	1/2	50.0	1/2	50.0					1	3	4	3		1		1
11	THEREZO Jose	04:36	1	0/1	0.0	0/1	0.0			1/4	25.0	1		1			1		
12	HAMELIN David																		
13	DIXNEUF Lionel																		
14	BAYE Philippe	14:19	11	3/7	42.9	3/7	42.9			5/6	83.3		3	3			1		1
* 15	LAFFONT Jean Pascal	13:29	4	2/2	100.0	2/2	100.0										1		1
Team Coach																			
TOTALS			26	10/31	32.3	10/30	33.3	0/1	0.0	6/10	60.0	7	13	20		4	1	7	10
Coach		SORIANO Jean-Paul																	
Assistant Coach		SCHOENACKER Maurice																	

	NED	FRA
Points from Turnovers:	8	4
Biggest Lead:	12 (26-14)	2 (2-0)
Second Chance Points:	8	2
Lead Changes:	1	

	NED	FRA
Points in the Paint:	18	10
Biggest Scoring Run:	8-0 (8-2)	4-0 (10-14)
Fast Break Points:	4	2
Times Tied:	1	

Legend:

MIN : Minutes Played **M/A** : Made/Attempts **%** : Shooting Percentage **OR** : Offensive Rebounds
DR : Defensive Rebounds **TOT** : Total Rebounds **AS** : Assist **ST** : Steals
TO : Turnovers **BS** : Blocked Shots **PF** : Fouls **PTS** : Points
HF : Half of Time **OT** : Over Time * : Starting/Initial

PRNWB000000CB.00069 00102213:11V010

Match No: 26

NED 76 vs 51 FRA

Start Time: 11:30

Attendance: 12011

Referees: BRIERE Gilles (CAN)
ENGLISH Robert (GBR)

DEWELL Ross (AUS)

Scoring by 5 min intervals:	NED FRA	1.HF				2.HF			
		6	14	28	36	50	63	69	76
		2	10	16	26	31	37	42	51

Time	Score	Netherlands		Action	France		Time	Score	Netherlands		Action	France	
		FIRST HALF			FIRST HALF				FIRST HALF				
20:00		6 - de ROOIJ Anton	Player IN				14:41		10 - van der LINDEN G.J. (P1,T3)	Foul			
20:00		7 - JEBARI Mustafa	Player IN				14:31			2 Pt. Miss	10 - GUYOT Frederic		
20:00		9 - de GOEDE Frank	Player IN				14:29		12 - JANSSENS Koen	Defens.Rebound			
20:00		10 - van der LINDEN G.J.	Player IN				14:19			Foul	9 - FAHRASMANE Mario (P3,T5)		
20:00		12 - JANSSENS Koen	Player IN				14:19			Player OUT	9 - FAHRASMANE Mario		
20:00			Player IN	6 - LIBMAN Bertrand			14:19			Player IN	14 - BAYE Philippe		
20:00			Player IN	8 - BOUSTILA Ouahid			14:19			Player OUT	6 - LIBMAN Bertrand		
20:00			Player IN	9 - FAHRASMANE Mario			14:19			Player IN	5 - ABOUKIR Jean-Denis		
20:00			Player IN	10 - GUYOT Frederic			14:04		12 - JANSSENS Koen	3 Pt. Miss			
20:00			Player IN	15 - LAFFONT Jean Pascal			14:01			Defens.Rebound	8 - BOUSTILA Ouahid		
19:45			Foul	6 - LIBMAN Bertrand (P1,T1)			13:48			2 Pt. Miss	5 - ABOUKIR Jean-Denis		
19:40		10 - van der LINDEN G.J.	3 Pt. Miss				13:46		12 - JANSSENS Koen	Defens.Rebound			
19:39			Defens.Rebound	8 - BOUSTILA Ouahid			13:39		Netherlands	Fast Break			
19:22	0-2	12 - JANSSENS Koen	2 Pt. MADE	9 - FAHRASMANE Mario			13:38	8-2	6 - de ROOIJ Anton	2 Pt. in the paint			
19:09			2 Pt. Miss				13:38		10 - van der LINDEN G.J.	Assist			
19:06			Defens.Rebound	6 - LIBMAN Bertrand			13:28			Turnover	5 - ABOUKIR Jean-Denis		
18:57			2 Pt. Miss	9 - FAHRASMANE Mario			13:08		12 - JANSSENS Koen	2 Pt. Miss			
18:55		12 - JANSSENS Koen	Defens.Rebound				13:06			Defens.Rebound	10 - GUYOT Frederic		
18:39		10 - van der LINDEN G.J.	2 Pt. Miss				12:54		10 - van der LINDEN G.J.	Steal			
18:36		12 - JANSSENS Koen	Offens.Rebound				12:53			Turnover	15 - LAFFONT Jean Pascal		
18:36		12 - JANSSENS Koen	2 Pt. Miss				12:40		6 - de ROOIJ Anton	2 Pt. Miss			
18:32		7 - JEBARI Mustafa	Offens.Rebound				12:37			Defens.Rebound	14 - BAYE Philippe		
18:32	2-2	7 - JEBARI Mustafa	Tap MADE				12:26			2 Pt. Miss	8 - BOUSTILA Ouahid		
18:01			3 Pt. Miss	9 - FAHRASMANE Mario			12:25			Offens.Rebound	8 - BOUSTILA Ouahid		
17:44		10 - van der LINDEN G.J.	Turnover				12:25	8-4		Tap MADE	8 - BOUSTILA Ouahid		
17:35		7 - JEBARI Mustafa (P1,T1)	Foul				12:09	10-4	7 - JEBARI Mustafa	2 Pt. MADE			
17:29			2 Pt. Miss	8 - BOUSTILA Ouahid			12:02		9 - de GOEDE Frank (P1,T4)	Foul			
17:27			Offens.Rebound	8 - BOUSTILA Ouahid			12:02			Player OUT	15 - LAFFONT Jean Pascal		
17:25			2 Pt. Miss	8 - BOUSTILA Ouahid			12:02			Player IN	4 - SALLEM Riadh		
17:23			Offens.Rebound	8 - BOUSTILA Ouahid			11:55	10-6		2 Pt. MADE	14 - BAYE Philippe		
17:22			2 Pt. Miss	8 - BOUSTILA Ouahid			11:37	12-6	10 - van der LINDEN G.J.	2 Pt. MADE			
17:19			Offens.Rebound	10 - GUYOT Frederic			11:19			Turnover	5 - ABOUKIR Jean-Denis		
17:12		7 - JEBARI Mustafa (P2,T2)	Foul				11:19		9 - de GOEDE Frank	Player OUT			
17:08			2 Pt. Miss	6 - LIBMAN Bertrand			11:19		15 - van der WERF K.	Player IN			
17:05		7 - JEBARI Mustafa	Defens.Rebound				11:19		7 - JEBARI Mustafa	Player OUT			
17:01			Foul	9 - FAHRASMANE Mario (P1,T2)			11:19		5 - DETTMER Ruud	Player IN			
16:49		12 - JANSSENS Koen	2 Pt. Miss				11:06		10 - van der LINDEN G.J.	2 Pt. Miss			
16:45		7 - JEBARI Mustafa	Offens.Rebound				10:57		12 - JANSSENS Koen	2 Pt. Miss			
16:43		10 - van der LINDEN G.J.	3 Pt. Miss				10:55		12 - JANSSENS Koen	Offens.Rebound			
16:41		12 - JANSSENS Koen	Offens.Rebound				10:55	14-6	12 - JANSSENS Koen	Tap MADE			
16:41			Foul	9 - FAHRASMANE Mario (P2,T3)			10:38		15 - van der WERF K. (P1,T5)	Foul			
16:29			Foul	15 - LAFFONT Jean Pascal (P1,T4)			10:38	14-7		Free Th. MADE	14 - BAYE Philippe		
16:20	4-2	9 - de GOEDE Frank	2 Pt. in the paint				10:38	14-8		Free Th. MADE	14 - BAYE Philippe		
16:20		10 - van der LINDEN G.J.	Assist				10:24		5 - DETTMER Ruud	2 Pt. Miss			
16:05			2 Pt. Miss	9 - FAHRASMANE Mario			10:22			Defens.Rebound	8 - BOUSTILA Ouahid		
16:02			Offens.Rebound	9 - FAHRASMANE Mario			10:13	14-10		2 Pt. MADE	14 - BAYE Philippe		
16:02			2 Pt. Miss	9 - FAHRASMANE Mario			10:13			Assist	10 - GUYOT Frederic		
15:59		12 - JANSSENS Koen	Defens.Rebound				9:54	16-10	15 - van der WERF K.	2 Pt. MADE			
15:51		7 - JEBARI Mustafa	Turnover				9:54		10 - van der LINDEN G.J.	Assist			
15:39			2 Pt. Miss	8 - BOUSTILA Ouahid			9:41		12 - JANSSENS Koen (P1,T6)	Foul			
15:35			Offens.Rebound	6 - LIBMAN Bertrand			9:39		12 - JANSSENS Koen	Steal			
15:35			2 Pt. Miss	6 - LIBMAN Bertrand			9:37			Turnover	10 - GUYOT Frederic		
15:28		6 - de ROOIJ Anton	Defens.Rebound				9:30			Foul	5 - ABOUKIR Jean-Denis (P1,T6)		
15:13	6-2	12 - JANSSENS Koen	2 Pt. MADE				9:30			Time Out	France		
15:00			2 Pt. Miss	8 - BOUSTILA Ouahid			9:24		12 - JANSSENS Koen	2 Pt. Miss			
14:43			Steal	8 - BOUSTILA Ouahid			9:21		15 - van der WERF K.	Offens.Rebound			
14:41		10 - van der LINDEN G.J.	Turnover				9:21	18-10	15 - van der WERF K.	Tap MADE			

Wheelchair Basketball

Time	Score	Netherlands	Action	France	Time	Score	Netherlands	Action	France
FIRST HALF					FIRST HALF				
9:06	18-12		2 Pt. MADE	14 - BAYE Philippe	2:35			Player IN	8 - BOUSTILA Ouahid
8:49		15 - van der WERF K.	2 Pt. Miss		2:22			2 Pt. Miss	14 - BAYE Philippe
8:46			Defens.Rebound	10 - GUYOT Frederic	2:20		10 - van der LINDEN G.J.	Defens.Rebound	
8:34			2 Pt. Miss	14 - BAYE Philippe	1:57		5 - DETTMER Ruud	Turnover	
8:32		15 - van der WERF K.	Defens.Rebound		1:43	32-22		2 Pt. in the paint	8 - BOUSTILA Ouahid
8:16		12 - JANSENS Koen	2 Pt. Miss		1:43			Assist	10 - GUYOT Frederic
8:15			Defens.Rebound	14 - BAYE Philippe	1:22		6 - de ROOIJ Anton	2 Pt. Miss	
7:51			2 Pt. Miss	8 - BOUSTILA Ouahid	1:20			Defens.Rebound	8 - BOUSTILA Ouahid
7:49		12 - JANSENS Koen	Defens.Rebound		1:15			Fast Break	France
7:48			Foul	8 - BOUSTILA Ouahid (P1,T7)	1:15	32-24		2 Pt. in the paint	10 - GUYOT Frederic
7:31	20-12	10 - van der LINDEN G.J.	2 Pt. MADE		1:15			Assist	5 - ABOUKIR Jean-Denis
7:11			2 Pt. Miss	8 - BOUSTILA Ouahid	1:15		Netherlands	Time Out	
7:11		5 - DETTMER Ruud (P1,T7)	Foul		1:15		5 - DETTMER Ruud	Player OUT	
7:11			Player OUT	5 - ABOUKIR Jean-Denis	1:15		15 - van der WERF K.	Player OUT	
7:11			Player OUT	8 - BOUSTILA Ouahid	1:15		7 - JEBARI Mustafa	Player IN	
7:11			Player IN	7 - COURNEIL Jerome	1:15		13 - MARTENS Rene	Player IN	
7:11			Player IN	11 - THEREZO Jose	1:03	34-24	12 - JANSENS Koen	2 Pt. MADE	
7:10		10 - van der LINDEN G.J. (P2,T8)	Foul		0:48	34-26		2 Pt. in the paint	5 - ABOUKIR Jean-Denis
7:10	20-13		Free Th. MADE	14 - BAYE Philippe	0:48			Assist	10 - GUYOT Frederic
7:10	20-14		Free Th. MADE	14 - BAYE Philippe	0:33	36-26	12 - JANSENS Koen	2 Pt. in the paint	
6:54	22-14	12 - JANSENS Koen	2 Pt. MADE		0:33		10 - van der LINDEN G.J.	Assist	
6:54		10 - van der LINDEN G.J.	Assist		0:11			Turnover	8 - BOUSTILA Ouahid
6:34		12 - JANSENS Koen	Steal		0:02			Foul	5 - ABOUKIR Jean-Denis (P2,T10)
6:32			Turnover	14 - BAYE Philippe	0:02		6 - de ROOIJ Anton	Free Th. Miss	
6:20			Foul	14 - BAYE Philippe (P1,T8)	0:02		6 - de ROOIJ Anton	Free Th. Miss	
6:20	23-14	12 - JANSENS Koen	Free Th. MADE		0:00			Defens.Rebound	8 - BOUSTILA Ouahid
6:20	24-14	12 - JANSENS Koen	Free Th. MADE		SECOND HALF				
5:59		10 - van der LINDEN G.J.	Steal		20:00		6 - de ROOIJ Anton	Player IN	
5:58			Turnover	11 - THEREZO Jose	20:00		7 - JEBARI Mustafa	Player IN	
5:51		Netherlands	Fast Break		20:00		12 - JANSENS Koen	Player IN	
5:50	26-14	12 - JANSENS Koen	2 Pt. in the paint		20:00		13 - MARTENS Rene	Player IN	
5:50		10 - van der LINDEN G.J.	Assist		20:00		10 - van der LINDEN G.J.	Player IN	
5:32			2 Pt. Miss	14 - BAYE Philippe	20:00			Player IN	14 - BAYE Philippe
5:31		10 - van der LINDEN G.J.	Defens.Rebound		20:00			Player IN	8 - BOUSTILA Ouahid
5:31		5 - DETTMER Ruud (P2,T9)	Offensive Foul		20:00			Player IN	10 - GUYOT Frederic
5:31		5 - DETTMER Ruud	Turnover		20:00			Player IN	5 - ABOUKIR Jean-Denis
5:31			Player OUT	4 - SALLEM Riadh	20:00			Player IN	15 - LAFFONT Jean Pascal
5:31			Player IN	15 - LAFFONT Jean Pascal	19:47			2 Pt. Miss	14 - BAYE Philippe
5:20	26-16		2 Pt. in the paint	15 - LAFFONT Jean Pascal	19:47			Offens.Rebound	14 - BAYE Philippe
5:09	28-16	10 - van der LINDEN G.J.	2 Pt. in the paint		19:47		13 - MARTENS Rene (P1,T1)	Foul	
5:09			Foul	10 - GUYOT Frederic (P1,T9)	19:47	36-27		Free Th. MADE	14 - BAYE Philippe
5:09		10 - van der LINDEN G.J.	Free Th. Miss		19:47	36-28		Free Th. MADE	14 - BAYE Philippe
5:08			Defens.Rebound	7 - COURNEIL Jerome	19:30	38-28	12 - JANSENS Koen	2 Pt. MADE	
4:51	28-18		2 Pt. MADE	15 - LAFFONT Jean Pascal	19:30		7 - JEBARI Mustafa	Assist	
4:39	30-18	12 - JANSENS Koen	2 Pt. in the paint		19:16		13 - MARTENS Rene (P2,T2)	Foul	
4:39		10 - van der LINDEN G.J.	Assist		19:12			2 Pt. Miss	14 - BAYE Philippe
4:19		15 - van der WERF K. (P2,T10)	Foul		19:03		6 - de ROOIJ Anton	Defens.Rebound	
4:19			Free Th. Miss	11 - THEREZO Jose	18:59	40-28	12 - JANSENS Koen	2 Pt. in the paint	
4:19	30-19		Free Th. MADE	11 - THEREZO Jose	18:41	40-30		2 Pt. in the paint	10 - GUYOT Frederic
4:11		15 - van der WERF K.	2 Pt. Miss		18:26		7 - JEBARI Mustafa	2 Pt. Miss	
4:11			Defens.Rebound	14 - BAYE Philippe	18:24			Defens.Rebound	8 - BOUSTILA Ouahid
4:11		12 - JANSENS Koen (P2,T11)	Foul		18:07			3 Pt. Miss	14 - BAYE Philippe
4:11	30-20		Free Th. MADE	14 - BAYE Philippe	18:04			Defens.Rebound	
4:09			Free Th. Miss	14 - BAYE Philippe	17:49	42-30	7 - JEBARI Mustafa	2 Pt. in the paint	
4:07			Offens.Rebound	11 - THEREZO Jose	17:49		12 - JANSENS Koen	Assist	
4:05			2 Pt. Miss	11 - THEREZO Jose	17:27		10 - van der LINDEN G.J.	2 Pt. Miss	14 - BAYE Philippe
4:03		15 - van der WERF K.	Defens.Rebound		17:26			Offens.Rebound	8 - BOUSTILA Ouahid
3:52		12 - JANSENS Koen	Turnover		17:26		7 - JEBARI Mustafa (P3,T3)	Foul	
3:40			2 Pt. Miss	14 - BAYE Philippe	17:26	42-31		Free Th. MADE	8 - BOUSTILA Ouahid
3:06	32-20	10 - van der LINDEN G.J.	2 Pt. MADE		17:26			Free Th. Miss	8 - BOUSTILA Ouahid
3:06		6 - de ROOIJ Anton	Assist		17:25			Offens.Rebound	8 - BOUSTILA Ouahid
2:50		6 - de ROOIJ Anton (P1,T12)	Foul		17:23			2 Pt. Miss	8 - BOUSTILA Ouahid
2:50			Free Th. Miss	11 - THEREZO Jose	17:21			Defens.Rebound	
2:50			Free Th. Miss	11 - THEREZO Jose	17:18		10 - van der LINDEN G.J.	Foul	15 - LAFFONT Jean Pascal (P2,T1)
2:37		15 - van der WERF K.	2 Pt. Miss		17:18			Player OUT	8 - BOUSTILA Ouahid
2:35			Defens.Rebound	10 - GUYOT Frederic	17:18			Player IN	13 - DIXNEUF Lionel
2:35			Player OUT	11 - THEREZO Jose	17:18			Player OUT	14 - BAYE Philippe
2:35			Player OUT	7 - COURNEIL Jerome	17:18			Player IN	11 - THEREZO Jose
2:35			Player IN	5 - ABOUKIR Jean-Denis	17:13		12 - JANSENS Koen	2 Pt. Miss	

Wheelchair Basketball

Wheelchair Basketball

Wheelchair Basketball

Wheelchair Basketball

MEN PRELIMINARY GROUP B PLAY BY PLAY



SUN 22 OCT 2000

SYDNEY SUPERDOME

Time	Score	Netherlands	Action	France	Time	Score	Netherlands	Action	France
SECOND HALF					SECOND HALF				
17:09		13 - MARTENS Rene	Offens.Rebound		9:59		5 - DETTMER Ruud (P3,T7)	Foul	
17:04			Foul	13 - DIXNEUF Lionel (P1,T2)	9:44			2 Pt. Miss	14 - BAYE Philippe
16:59			Foul	13 - DIXNEUF Lionel (P2,T3)	9:40			Offens.Rebound	9 - FAHRASMANE Mario
16:59	43-31	12 - JANSSENS Koen	Free Th. MADE		9:40			2 Pt. Miss	9 - FAHRASMANE Mario
16:59	44-31	12 - JANSSENS Koen	Free Th. MADE		9:38			Offens.Rebound	14 - BAYE Philippe
16:33			2 Pt. Miss	13 - DIXNEUF Lionel	9:35		10 - van der LINDEN G.J. (P3,T8)	Foul	
16:31		12 - JANSSENS Koen	Defens.Rebound		9:35		12 - JANSSENS Koen	Player OUT	
16:21			Foul	11 - THEREZO Jose (P1,T4)	9:35		15 - van der WERF K.	Player IN	
16:21			Player OUT	15 - LAFFONT Jean Pascal	9:35			Free Th. Miss	14 - BAYE Philippe
16:21			Player IN	7 - COURNEIL Jerome	9:35			Free Th. Miss	14 - BAYE Philippe
16:21	45-31	10 - van der LINDEN G.J.	Free Th. MADE		9:32			Offens.Rebound	10 - GUYOT Frederic
16:21	46-31	10 - van der LINDEN G.J.	Free Th. MADE		9:26			2 Pt. Miss	5 - ABOUKIR Jean-Denis
16:04		12 - JANSSENS Koen	Steal		9:24		10 - van der LINDEN G.J.	Defens.Rebound	
16:03			Turnover	11 - THEREZO Jose	9:07	65-37	15 - van der WERF K.	2 Pt. MADE	
16:01			Foul	13 - DIXNEUF Lionel (P3,T5)	9:07		10 - van der LINDEN G.J.	Assist	
15:52			Foul	10 - GUYOT Frederic (P2,T6)	9:04			Turnover	9 - FAHRASMANE Mario
15:46		12 - JANSSENS Koen	2 Pt. Miss		8:57		10 - van der LINDEN G.J.	3 Pt. Miss	
15:43		12 - JANSSENS Koen	Offens.Rebound		8:55			Defens.Rebound	10 - GUYOT Frederic
15:43	48-31	12 - JANSSENS Koen	Tap MADE		8:45			2 Pt. Miss	14 - BAYE Philippe
15:31			2 Pt. Miss	10 - GUYOT Frederic	8:43		15 - van der WERF K.	Defens.Rebound	
15:28		10 - van der LINDEN G.J.	Defens.Rebound		8:28	67-37	15 - van der WERF K.	2 Pt. in the paint	
15:24		Netherlands	Fast Break		8:28		5 - DETTMER Ruud	Assist	
15:22	50-31	7 - JEBARI Mustafa	2 Pt. in the paint		8:12			Player OUT	9 - FAHRASMANE Mario
15:22		10 - van der LINDEN G.J.	Assist		8:12			Player IN	8 - BOUSTILA Ouahid
14:59			2 Pt. Miss	10 - GUYOT Frederic	8:06			Turnover	5 - ABOUKIR Jean-Denis
14:56		12 - JANSSENS Koen	Defens.Rebound		8:06		Netherlands	Time Out	
14:45	52-31	12 - JANSSENS Koen	2 Pt. in the paint		8:06			Player OUT	8 - BOUSTILA Ouahid
14:45		10 - van der LINDEN G.J.	Assist		8:06			Player IN	9 - FAHRASMANE Mario
14:45		12 - JANSSENS Koen (P3,T4)	Foul		8:06		10 - van der LINDEN G.J.	Player OUT	
14:45			Time Out	France	8:06		4 - OOSTERBOSCH Mario	Player IN	
14:27			2 Pt. Miss	5 - ABOUKIR Jean-Denis	7:50			Steal	9 - FAHRASMANE Mario
14:24		7 - JEBARI Mustafa	Defens.Rebound		7:48		15 - van der WERF K.	Turnover	
14:16			Foul	7 - COURNEIL Jerome (P1,T7)	7:41			2 Pt. Miss	9 - FAHRASMANE Mario
14:16			Player OUT	11 - THEREZO Jose	7:37		13 - MARTENS Rene	Defens.Rebound	
14:16			Player IN	14 - BAYE Philippe	7:14			Steal	5 - ABOUKIR Jean-Denis
14:07			Foul	14 - BAYE Philippe (P2,T8)	7:12		13 - MARTENS Rene	Turnover	
14:07	53-31	10 - van der LINDEN G.J.	Free Th. MADE		7:02		15 - van der WERF K. (P3,T9)	Foul	
14:07		10 - van der LINDEN G.J.	Free Th. Miss		7:02			Player OUT	10 - GUYOT Frederic
13:57	55-31	12 - JANSSENS Koen	2 Pt. MADE		7:02			Player IN	7 - COURNEIL Jerome
13:57		10 - van der LINDEN G.J.	Assist		7:02	67-38		Free Th. MADE	14 - BAYE Philippe
13:48		7 - JEBARI Mustafa (P4,T5)	Foul		7:02	67-39		Free Th. MADE	14 - BAYE Philippe
13:41	55-33		2 Pt. MADE	7 - COURNEIL Jerome	7:02	67-40		Free Th. MADE	14 - BAYE Philippe
13:20		12 - JANSSENS Koen	2 Pt. Miss		6:43	69-40	4 - OOSTERBOSCH Mario	2 Pt. in the paint	
13:18			Defens.Rebound	13 - DIXNEUF Lionel	6:43		5 - DETTMER Ruud	Assist	
12:59	55-35		2 Pt. MADE	14 - BAYE Philippe	6:30		4 - OOSTERBOSCH Mario (P1,T10)	Foul	
12:59			Assist	10 - GUYOT Frederic	6:30		13 - MARTENS Rene	Player OUT	
12:42	57-35	12 - JANSSENS Koen	2 Pt. in the paint		6:30		9 - de GOEDE Frank	Player IN	
12:26		13 - MARTENS Rene (P3,T6)	Foul		6:30	69-41		Free Th. MADE	14 - BAYE Philippe
12:26			Player OUT	13 - DIXNEUF Lionel	6:30	69-42		Free Th. MADE	14 - BAYE Philippe
12:26			Player OUT	7 - COURNEIL Jerome	6:30			Time Out	France
12:26			Player IN	9 - FAHRASMANE Mario	6:30			Player OUT	5 - ABOUKIR Jean-Denis
12:26			Player IN	15 - LAFFONT Jean Pascal	6:30			Player OUT	7 - COURNEIL Jerome
12:22			2 Pt. Miss	5 - ABOUKIR Jean-Denis	6:30			Player OUT	9 - FAHRASMANE Mario
12:21		10 - van der LINDEN G.J.	Defens.Rebound		6:30			Player IN	4 - SALLEM Riadh
12:02	59-35	6 - de ROOIJ Anton	2 Pt. MADE		6:30			Player IN	6 - LIBMAN Bertrand
12:00		10 - van der LINDEN G.J.	Assist		6:30			Player IN	13 - DIXNEUF Lionel
11:46		6 - de ROOIJ Anton	Player OUT		6:08		5 - DETTMER Ruud	2 Pt. Miss	
11:46		5 - DETTMER Ruud	Player IN		6:06			Defens.Rebound	14 - BAYE Philippe
11:40			3 Pt. Miss	14 - BAYE Philippe	5:55			3 Pt. Miss	14 - BAYE Philippe
11:39		10 - van der LINDEN G.J.	Defens.Rebound		5:30		15 - van der WERF K.	2 Pt. Miss	
11:18			Steal	14 - BAYE Philippe	5:29			Defens.Rebound	14 - BAYE Philippe
11:17		7 - JEBARI Mustafa	Turnover		5:17			3 Pt. Miss	13 - DIXNEUF Lionel
11:10			2 Pt. Miss	9 - FAHRASMANE Mario	5:15		9 - de GOEDE Frank	Defens.Rebound	
11:07		12 - JANSSENS Koen	Defens.Rebound		4:53		4 - OOSTERBOSCH Mario	2 Pt. Miss	
10:58	61-35	7 - JEBARI Mustafa	2 Pt. in the paint		4:49			Defens.Rebound	6 - LIBMAN Bertrand
10:38	61-37		2 Pt. MADE	14 - BAYE Philippe	4:39			2 Pt. Miss	13 - DIXNEUF Lionel
10:38			Assist	5 - ABOUKIR Jean-Denis	4:37		15 - van der WERF K.	Defens.Rebound	
10:23	63-37	12 - JANSSENS Koen	2 Pt. in the paint		4:24			Foul	14 - BAYE Philippe (P3,T9)
10:23		10 - van der LINDEN G.J.	Assist		4:24			Player OUT	15 - LAFFONT Jean Pascal

Wheelchair Basketball

Wheelchair Basketball

Wheelchair Basketball

Wheelchair Basketball

Time	Score	Netherlands	Action	France	Time	Score	Netherlands	Action	France
SECOND HALF					SECOND HALF				
4:24			Player IN	7 - COURNEIL Jerome	2:11		10 - van der LINDEN G.J.	Defens.Rebound	
4:24		7 - JEBARI Mustafa	Free Th. Miss		2:09			Foul	4 - SALLEM Riadh (P1,T11)
4:24		7 - JEBARI Mustafa	Free Th. Miss		2:09		10 - van der LINDEN G.J.	Free Th. Miss	
4:20			Defens.Rebound	13 - DIXNEUF Lionel	2:09		10 - van der LINDEN G.J.	Free Th. Miss	
4:10			3 Pt. Miss	14 - BAYE Philippe	2:06			Defens.Rebound	6 - LIBMAN Bertrand
4:09			Offens.Rebound	6 - LIBMAN Bertrand	1:51		10 - van der LINDEN G.J. (P4,T15)	Foul	
4:09		7 - JEBARI Mustafa (P5,T11)	Foul		1:51			Free Th. Miss	13 - DIXNEUF Lionel
4:09		7 - JEBARI Mustafa	Player OUT		1:51			Free Th. Miss	13 - DIXNEUF Lionel
4:09		10 - van der LINDEN G.J.	Player IN		1:47			Offens.Rebound	6 - LIBMAN Bertrand
4:09		9 - de GOEDE Frank	Player OUT		1:47	71-49		Tap MADE	6 - LIBMAN Bertrand
4:09		8 - van GENT Arie	Player IN		1:23	73-49	11 - 't LAM Wim	2 Pt. in the paint	
4:09			Free Th. Miss	6 - LIBMAN Bertrand	1:23		4 - OOSTERBOSCH Mario	Assist	
4:09			Free Th. Miss	6 - LIBMAN Bertrand	1:13			3 Pt. Miss	14 - BAYE Philippe
4:05		15 - van der WERF K.	Defens.Rebound		1:12			Offens.Rebound	6 - LIBMAN Bertrand
3:49			Foul	6 - LIBMAN Bertrand (P2,T10)	1:05			3 Pt. Miss	6 - LIBMAN Bertrand
3:49	70-42	15 - van der WERF K.	Free Th. MADE		1:03		5 - DETTMER Ruud	Defens.Rebound	
3:49	71-42	15 - van der WERF K.	Free Th. MADE		0:44		11 - 't LAM Wim	2 Pt. Miss	
3:37			3 Pt. Miss	13 - DIXNEUF Lionel	0:44		4 - OOSTERBOSCH Mario	Offens.Rebound	
3:36			Offens.Rebound	4 - SALLEM Riadh	0:44			Foul	4 - SALLEM Riadh (P2,T12)
3:36		8 - van GENT Arie (P1,T12)	Foul		0:44		4 - OOSTERBOSCH Mario	Free Th. Miss	
3:36		15 - van der WERF K.	Player OUT		0:44		4 - OOSTERBOSCH Mario	Free Th. Miss	
3:36		11 - 't LAM Wim	Player IN		0:42			Turnover	4 - SALLEM Riadh
3:36	71-43		Free Th. MADE	4 - SALLEM Riadh	0:36			Foul	7 - COURNEIL Jerome (P2,T13)
3:36			Free Th. Miss	4 - SALLEM Riadh	0:36	74-49	11 - 't LAM Wim	Free Th. MADE	
3:29			Offens.Rebound	13 - DIXNEUF Lionel	0:36	75-49	11 - 't LAM Wim	Free Th. MADE	
3:22			2 Pt. Miss	4 - SALLEM Riadh	0:28			3 Pt. Miss	4 - SALLEM Riadh
3:22			Offens.Rebound	7 - COURNEIL Jerome	0:24		5 - DETTMER Ruud	Defens.Rebound	
3:19			Turnover	7 - COURNEIL Jerome	0:23			Foul	6 - LIBMAN Bertrand (P3,T14)
3:09		10 - van der LINDEN G.J.	Turnover		0:23		4 - OOSTERBOSCH Mario	Player OUT	
3:01		4 - OOSTERBOSCH Mario (P2,T13)	Foul		0:23		12 - JANSSENS Koen	Player IN	
3:01	71-44		Free Th. MADE	14 - BAYE Philippe	0:23		10 - van der LINDEN G.J.	Free Th. Miss	
3:01	71-45		Free Th. MADE	14 - BAYE Philippe	0:23	76-49	10 - van der LINDEN G.J.	Free Th. MADE	
2:54			Steal	7 - COURNEIL Jerome	0:12	76-51		2 Pt. in the paint	6 - LIBMAN Bertrand
2:54		5 - DETTMER Ruud	Turnover		0:12			Assist	14 - BAYE Philippe
2:49			3 Pt. Miss	13 - DIXNEUF Lionel	0:03		11 - 't LAM Wim	2 Pt. Miss	
2:49		11 - 't LAM Wim (P1,T14)	Foul		0:03			Defens.Rebound	14 - BAYE Philippe
2:49			Free Th. MADE	14 - BAYE Philippe	0:03		11 - 't LAM Wim (P2,T16)	Foul	
2:49	71-46		Free Th. MADE	14 - BAYE Philippe	0:03			Free Th. Miss	14 - BAYE Philippe
2:49	71-47		Free Th. MADE	14 - BAYE Philippe	0:03			Free Th. Miss	14 - BAYE Philippe
2:27		11 - 't LAM Wim	2 Pt. Miss		0:03			Free Th. Miss	14 - BAYE Philippe
2:25			Defens.Rebound	6 - LIBMAN Bertrand	0:00		12 - JANSSENS Koen	Defens.Rebound	
2:17			3 Pt. Miss	4 - SALLEM Riadh	0:00			END OF PERIOD	

PRNWB000000CC.00073 00102213:10V020

Match No: 26

NED 76 vs 51 FRA

Start Time: 11:30

Attendance: 12011

Referees: BRIERE Gilles (CAN)
ENGLISH Robert (GBR)

DEWELL Ross (AUS)

Scoring by 5 min intervals: **NED**
FRA

1.HF				2.HF			
6	14	28	36	50	63	69	76
2	10	16	26	31	37	42	51

Netherlands (NED)

No.	Name	MIN	PTS	Field Goals		2 Points		3 Points		Free Throws		Rebounds			AS	ST	TO	BS	PF
				M/A	%	M/A	%	M/A	%	M/A	%	OR	DR	TOT					
4	OOSTERBOSCH Mario	07:43	2	1/2	50.0	1/2	50.0			0/2	0.0	1		1	1			2	
5	DETTMER Ruud	21:50		0/2	0.0	0/2	0.0						2	2	2	3		3	
* 6	de ROOIJ Anton	28:14	4	2/4	50.0	2/4	50.0			0/2	0.0		2	2	1		1		
* 7	JEBARI Mustafa	25:47	8	4/5	80.0	4/5	80.0			0/2	0.0	2	3	5	1	2		5	
8	van GENT Arie	04:09																1	
* 9	de GOEDE Frank	11:02	2	1/1	100.0	1/1	100.0						1	1				1	
* 10	van der LINDEN Gert Jan	36:03	12	4/9	44.4	4/6	66.7	0/3	0.0	4/9	44.4		8	8	14	2	3	4	
11	't LAM Wim	03:36	4	1/4	25.0	1/4	25.0			2/2	100.0							2	
* 12	JANSENS Koen	30:48	34	15/26	57.7	15/25	60.0	0/1	0.0	4/4	100.0	4	9	13		3	1	3	
13	MARTENS Rene	14:45										1	1	2			1	3	
14	van de BUNTE Kees																		
15	van der WERF Kornelis	16:03	10	4/8	50.0	4/8	50.0			2/2	100.0	1	5	6			1	3	
Team Coach																			
TOTALS			76	32/61	52.5	32/57	56.1	0/4	0.0	12/23	52.2	9	31	40	19	5	11		28
Coach	VERHEUVEL Rob																		
Assistant Coach	VERGOOSSEN Luc																		

France (FRA)

No.	Name	MIN	PTS	Field Goals		2 Points		3 Points		Free Throws		Rebounds			AS	ST	TO	BS	PF
				M/A	%	M/A	%	M/A	%	M/A	%	OR	DR	TOT					
4	SALLEM Riadh	13:01	1	0/3	0.0	0/1	0.0	0/2	0.0	1/2	50.0	1		1			1		2
5	ABOUKIR Jean-Denis	23:13	2	1/5	20.0	1/5	20.0							2	1	3			2
* 6	LIBMAN Bertrand	12:11	4	2/5	40.0	2/4	50.0	0/1	0.0	0/2	0.0	4	4	8					3
7	COURNEIL Jerome	13:27	2	1/1	100.0	1/1	100.0					1	1	2		1	1		2
* 8	BOUSTILA Ouahid	18:12	5	2/11	18.2	2/11	18.2			1/2	50.0	5	6	11		1	1		1
* 9	FAHRASMANE Mario	11:31	2	1/8	12.5	1/7	14.3	0/1	0.0			2		2		1	1		3
* 10	GUYOT Frederic	32:58	4	2/5	40.0	2/5	40.0					2	4	6	4		1		2
11	THEREZO Jose	07:38	1	0/1	0.0	0/1	0.0			1/4	25.0	1		1			2		1
12	HAMELIN David																		
13	DIXNEUF Lionel	11:22		0/5	0.0	0/2	0.0	0/3	0.0	0/2	0.0	1	2	3					3
14	BAYE Philippe	31:17	26	5/19	26.3	5/14	35.7	0/5	0.0	16/21	76.2	2	6	8	1	1	1		3
* 15	LAFFONT Jean Pascal	25:10	4	2/2	100.0	2/2	100.0										1		2
Team Coach																			
TOTALS			51	16/65	24.6	16/53	30.2	0/12	0.0	19/33	57.6	19	23	42	7	5	12		24
Coach	SORIANO Jean-Paul																		
Assistant Coach	SCHOENACKER Maurice																		

	NED	FRA
Points from Turnovers:	12	11
Biggest Lead:	30 (67-37)	2 (2-0)
Second Chance Points:	12	8
Lead Changes:	1	

	NED	FRA
Points in the Paint:	40	16
Biggest Scoring Run:	15-1 (55-31)	7-0 (49-71)
Fast Break Points:	6	2
Times Tied:	1	

Legend:

MIN : Minutes Played **M/A** : Made/Attempts **%** : Shooting Percentage **OR** : Offensive Rebounds
DR : Defensive Rebounds **TOT** : Total Rebounds **AS** : Assist **ST** : Steals
TO : Turnovers **BS** : Blocked Shots **PF** : Fouls **PTS** : Points
HF : Half of Time **OT** : Over Time * : Starting/Initial

PRNWB000000CD.00084A 00102213:12V020

Netherlands (NED)

After 4 Matches

No.	Name	G	MIN	MPG	PTS	PPG	Field Goals		2 Points		3 Points		Free Throws		Rebounds			AS	ST	TO	BS	PF	
							M/A	%	M/A	%	M/A	%	M/A	%	OR	DR	TOT						
4	OOSTERBOSCH Mario	4	15:54	3:58	6	1.5	3/5	60.0	3/5	60.0			0/2	0.0	2	2	4	1		2	1	4	
5	DETTMER Ruud	4	74:43	18:40	2	0.5	1/10	10.0	1/10	10.0					4	8	12	4		4	1	8	
6	de ROOIJ Anton	4	124:27	31:06	19	4.8	9/22	40.9	9/22	40.9			1/6	16.7	2	8	10	5		3		11	
7	JEBARI Mustafa	4	99:23	24:50	23	5.8	10/22	45.5	10/22	45.5			3/10	30.0	7	12	19	5	8	9	1	11	
8	van GENT Arie	3	23:35	7:51																		4	
9	de GOEDE Frank	4	55:24	13:51	14	3.5	7/16	43.8	7/16	43.8						1	1				1	7	
10	van der LINDEN Gert Jan	4	146:24	36:36	45	11.3	15/39	38.5	13/24	54.2	2/15	13.3	13/27	48.1	5	24	29	41	5	12		11	
11	't LAM Wim	3	17:52	5:57	9	3.0	3/9	33.3	3/9	33.3			3/5	60.0	2	5	7			2	1	4	
12	JANSENS Koen	4	125:09	31:17	115	28.8	47/85	55.3	46/83	55.4	1/2	50.0	20/25	80.0	14	32	46	5	11	11		10	
13	MARTENS Rene	3	41:51	13:57	8	2.7	4/8	50.0	4/7	57.1	0/1	0.0			1	3	4	2	1	2		11	
14	van de BUNTE Kees	1	4:38	4:38	3	3.0	1/2	50.0	1/2	50.0			1/6	16.7		2	2			2		3	
15	van der WERF Kornelis	4	70:40	17:40	39	9.8	18/28	64.3	18/28	64.3			3/4	75.0	4	14	18	2		7	2	10	
Team/Coach																							
TOTALS					283	70.8	118/246	48.0	115/228	50.4	3/18	16.7	44/85	51.8	41	111	152	65	25	54	7	94	
OPPONENTS					196	49.0	73/233	31.3	67/190	35.3	6/43	14.0	44/85	51.8	40	94	134	37	18	68	1	92	

AVERAGES PER GAME

	NED	OPPONENTS
Points from Turnovers	54	39
Points in the Paint	162	74
Second Chance Points	42	23
Fast Break Points	34	12

	NED	OPPONENTS
Total Field Goals Made	29.5	18.3
2 Points Field Goals Made	28.8	16.8
3 Points Field Goals Made	0.8	1.5
Free Throws Made	11.0	11.0
Offensive Rebounds	10.3	10.0
Deffensive Rebounds	27.8	23.5
Total Rebounds	38.0	33.5
Assists	16.3	9.3
Steals	6.3	4.5
Turnovers	13.5	17.0
Blocked Shots	1.8	0.3
Fouls	23.5	23.0
Points from Turnovers	13.5	9.8
Points in the Paint	40.5	18.5
Second Chance Points	10.5	5.8
Fast Break Points	8.5	3.0

Legend:

G : Games Played	MIN : Minutes Played	MPG : Minutes Played per Game	PTS : Points
PPG : Points per Game	M/A : Made/Attempts	% : Shooting Percentage	OR : Offensive Rebounds
DR : Defensive Rebounds	TOT : Total Rebounds	AS : Assists	ST : Steals
TO : Turnovers	BS : Blocked Shots	PF : Fouls	

PRNWB000000CE.00084A 00102213:12V030

France (FRA)

After 4 Matches

No.	Name	G	MIN	MPG	PTS	PPG	Field Goals		2 Points		3 Points		Free Throws		Rebounds			AS	ST	TO	BS	PF
							M/A	%	M/A	%	M/A	%	M/A	%	OR	DR	TOT					
4	SALLEM Riadh	4	43:11	10:47	5	1.3	2/8	25.0	2/6	33.3	0/2	0.0	1/4	25.0	2	1	3			1		6
5	ABOUKIR Jean-Denis	4	91:03	22:45	14	3.5	5/16	31.3	5/16	31.3			4/6	66.7	3	6	9	5	3	8		11
6	LIBMAN Bertrand	4	39:27	9:51	6	1.5	2/6	33.3	2/5	40.0	0/1	0.0	2/6	33.3	4	10	14	1		2		7
7	COURNEIL Jerome	4	64:00	16:00	8	2.0	4/7	57.1	4/7	57.1			0/6	0.0	1	7	8	1	2	3		10
8	BOUSTILA Ouahid	4	81:01	20:15	41	10.3	18/49	36.7	17/46	37.0	1/3	33.3	4/13	30.8	10	21	31	4	4	6	1	10
9	FAHRASMANE Mario	3	30:28	10:09	8	2.7	3/16	18.8	3/15	20.0	0/1	0.0	2/6	33.3	3	3	6	2	2	5		9
10	GUYOT Frederic	4	144:35	36:08	23	5.8	11/29	37.9	11/29	37.9			1/2	50.0	8	11	19	26	3	11		10
11	THEREZO Jose	4	64:59	16:14	25	6.3	9/17	52.9	9/17	52.9			7/14	50.0	8	8	16	5	4	8	1	9
12	HAMELIN David	1	1:04	1:04			0/1	0.0	0/1	0.0					2		2					
13	DIXNEUF Lionel	1	11:22	11:22			0/5	0.0	0/2	0.0	0/3	0.0	0/2	0.0	1	2	3					3
14	BAYE Philippe	4	117:32	29:23	96	24.0	29/78	37.2	29/67	43.3	0/11	0.0	38/51	74.5	8	30	38	5	3	5	1	13
15	LAFFONT Jean Pascal	4	111:18	27:49	6	1.5	3/5	60.0	3/4	75.0	0/1	0.0	0/4	0.0	1	2	3			1	4	10
Team/Coach																						
TOTALS					232	58.0	86/237	36.3	85/215	39.5	1/22	4.5	59/114	51.8	51	101	152	49	22	53	3	98
OPPONENTS					224	56.0	83/211	39.3	81/194	41.8	2/17	11.8	56/106	52.8	32	110	142	50	16	63	2	105

	FRA	OPPONENTS
Points from Turnovers	51	41
Points in the Paint	114	106
Second Chance Points	31	35
Fast Break Points	8	14

AVERAGES PER GAME

	FRA	OPPONENTS
Total Field Goals Made	21.5	20.8
2 Points Field Goals Made	21.3	20.3
3 Points Field Goals Made	0.3	0.5
Free Throws Made	14.8	14.0
Offensive Rebounds	12.8	8.0
Deffensive Rebounds	25.3	27.5
Total Rebounds	38.0	35.5
Assists	12.3	12.5
Steals	5.5	4.0
Turnovers	13.3	15.8
Blocked Shots	0.8	0.5
Fouls	24.5	26.3
Points from Turnovers	12.8	10.3
Points in the Paint	28.5	26.5
Second Chance Points	7.8	8.8
Fast Break Points	2.0	3.5

Legend:

G : Games Played	MIN : Minutes Played	MPG : Minutes Played per Game	PTS : Points
PPG : Points per Game	M/A : Made/Attempts	% : Shooting Percentage	OR : Offensive Rebounds
DR : Defense Rebounds	TOT : Total Rebounds	AS : Assists	ST : Steals
TO : Turnovers	BS : Blocked Shots	PF : Fouls	

PRNWB000000CF.00073 00102214:54V010

MEN PRELIMINARY GROUP A MATCH RESULTS



SUN 22 OCT 2000

SYDNEY SUPERDOME

Match No: 27

USA 35 vs 26 GBR

Start Time: 14:15

Attendance:

Referees: WALLAART Edwin (NED)
CAMPOS PERIS Sergio (ESP)

ESHENKO Vladimer (CAN)

FIRST HALF

Scoring by 5 min intervals: **USA**
GBR

10	17	28	35
6	16	22	26

United States of America (USA)

No.	Name	MIN	PTS	Field Goals		2 Points		3 Points		Free Throws		Rebounds			AS	ST	TO	BS	PF
				M/A	%	M/A	%	M/A	%	M/A	%	OR	DR	TOT					
4	BARBER Eric																		
* 5	JUETTE Melvin Sean	20:00	1	0/3	0.0	0/3	0.0			1/2	50.0	2		2		1			2
6	TEW Steve																		
* 7	GILL JR Chuck	15:46	10	5/6	83.3	5/6	83.3						2	2	1	1	2		1
8	HERNANDEZ William																		
* 9	WALLER William Henry	15:46		0/2	0.0	0/2	0.0						2	2		1			2
10	SCHLAPPI Mike Palmer	04:14	4	2/2	100.0	2/2	100.0			0/1	0.0						1		
* 11	SCHULTE Paul	20:00	15	6/10	60.0	6/8	75.0	0/2	0.0	3/4	75.0				5	2			
12	KILEY David Paul	04:14											1	1					
13	BELL Curtis																		
* 14	JOHNSON Larry	15:46	4	2/5	40.0	2/5	40.0						3	3	2	2			
15	GLASBRENNER Jeffrey James	04:14	1							1/2	50.0		2	2			1		
Team Coach																			
TOTALS			35	15/28	53.6	15/26	57.7	0/2	0.0	5/9	55.6	2	10	12	8	7	4		5
Coach	BYRNES Dan																		
Assistant Coach	BURNS Frank																		
	PHILLIPS Mo																		

Great Britain (GBR)

No.	Name	MIN	PTS	Field Goals		2 Points		3 Points		Free Throws		Rebounds			AS	ST	TO	BS	PF
				M/A	%	M/A	%	M/A	%	M/A	%	OR	DR	TOT					
* 4	CAINE Steve	13:32	5	2/3	66.7	1/2	50.0	1/1	100.0				1	1			3		1
* 5	THOMAS Sinclair	13:32	6	3/4	75.0	3/4	75.0					1		1			2		1
6	HAYES Kevin	06:28		0/1	0.0	0/1	0.0												
7	BYWATER Terry																		
* 8	MUNN Simon	19:55	4	2/9	22.2	2/9	22.2					3	6	9			2		3
* 9	POLLOCK Jonathan	11:37	3	0/3	0.0	0/2	0.0	0/1	0.0	3/3	100.0	1		1	1				2
10	ADEPITAN Ade																		
11	JOHNSON Dan	12:05	4	2/6	33.3	2/6	33.3					1	1	2			3		2
12	BLAKE Andrew	00:05																	
13	HOWLEY Fred																		
* 14	PRICE Colin	16:18	2	1/4	25.0	1/4	25.0					1	2	3	5		3		1
15	BRAMLEY David	06:28	2	1/2	50.0	1/1	100.0	0/1	0.0			2	1	3					1
Team Coach																			
TOTALS			26	11/32	34.4	10/29	34.5	1/3	33.3	3/3	100.0	9	11	20	6		11	2	11
Coach	TITMUSS David																		
Assistant Coach	SMITH Nigel																		
	TOLFREY Vicky																		

	USA	GBR
Points from Turnovers:	17	4
Biggest Lead:	11 (27-16)	2 (2-0)
Second Chance Points:		4
Lead Changes:		1

	USA	GBR
Points in the Paint:	26	8
Biggest Scoring Run:	11-0 (27-16)	8-0 (16-16)
Fast Break Points:	12	
Times Tied:		2

Legend:

MIN : Minutes Played M/A : Made/Attempts % : Shooting Percentage OR : Offensive Rebounds
 DR : Defensive Rebounds TOT : Total Rebounds AS : Assist ST : Steals
 TO : Turnovers BS : Blocked Shots PF : Fouls PTS : Points
 HF : Half of Time OT : Over Time * : Starting/Initial

PRNWB000000D0.00069 00102216:04V010

MEN PRELIMINARY GROUP A PLAY BY PLAY



SUN 22 OCT 2000

SYDNEY SUPERDOME

Match No: 27

USA 74 vs 65 GBR

Start Time: 14:15

Attendance: 15904

Referees: WALLAART Edwin (NED)
CAMPOS PERIS Sergio (ESP)

ESHENKO Vladimer (CAN)

Scoring by 5 min intervals:	USA GBR	1.HF				2.HF				1.OT
		10	17	28	35	43	54	58	63	74
		6	16	22	26	37	46	55	63	65

Time	Score	United States		Action	Great Britain		Time	Score	United States		Action	Great Britain	
		FIRST HALF			FIRST HALF								
20:00		5 - JUETTE Melvin Sean		Player IN			13:26	16-10			Free Th. MADE	9 - POLLOCK Jonathan	
20:00		7 - GILL JR Chuck		Player IN			13:26	16-11			Free Th. MADE	9 - POLLOCK Jonathan	
20:00		9 - WALLER William Henry		Player IN			13:07		14 - JOHNSON Larry		2 Pt. Miss		
20:00		11 - SCHULTE Paul		Player IN			13:04				Defens.Rebound	8 - MUNN Simon	
20:00		14 - JOHNSON Larry		Player IN			12:53				3 Pt. Miss	9 - POLLOCK Jonathan	
20:00				Player IN	4 - CAINE Steve		12:33		9 - WALLER William Henry		2 Pt. Miss		
20:00				Player IN	5 - THOMAS Sinclair		12:30		5 - JUETTE Melvin Sean		Offens.Rebound		
20:00				Player IN	8 - MUNN Simon		12:27		5 - JUETTE Melvin Sean		2 Pt. Miss		
20:00				Player IN	9 - POLLOCK Jonathan		12:26				Defens.Rebound	14 - PRICE Colin	
20:00				Player IN	14 - PRICE Colin		12:17	16-13			2 Pt. MADE	4 - CAINE Steve	
19:40	0-2			2 Pt. MADE	14 - PRICE Colin		12:17				Assist	9 - POLLOCK Jonathan	
19:19	2-2	7 - GILL JR Chuck		2 Pt. in the paint			12:05				Foul	5 - THOMAS Sinclair (P1,T3)	
19:05				2 Pt. Miss	14 - PRICE Colin		12:05				Player OUT	14 - PRICE Colin	
19:02		7 - GILL JR Chuck		Defens.Rebound			12:05				Player IN	11 - JOHNSON Dan	
18:49	4-2	11 - SCHULTE Paul		2 Pt. in the paint			11:56		14 - JOHNSON Larry		2 Pt. Miss		
18:49		14 - JOHNSON Larry		Assist			11:54				Defens.Rebound	8 - MUNN Simon	
18:33				2 Pt. Miss	9 - POLLOCK Jonathan		11:45	16-16			3 Pt. MADE	4 - CAINE Steve	
18:30		14 - JOHNSON Larry		Defens.Rebound			11:33				Foul	4 - CAINE Steve (P1,T4)	
18:04		11 - SCHULTE Paul		3 Pt. Miss			11:33		11 - SCHULTE Paul		Free Th. Miss		
17:47				2 Pt. Miss	9 - POLLOCK Jonathan		11:33	17-16	11 - SCHULTE Paul		Free Th. MADE		
17:43		14 - JOHNSON Larry		Defens.Rebound			11:26				Offensive Foul	8 - MUNN Simon (P1,T5)	
17:32		United States		Fast Break			11:26				Turnover	8 - MUNN Simon	
17:30	6-2	11 - SCHULTE Paul		2 Pt. in the paint			11:14		9 - WALLER William Henry		2 Pt. Miss		
17:20		11 - SCHULTE Paul		Steal			11:12				Defens.Rebound	8 - MUNN Simon	
17:18				Turnover	4 - CAINE Steve		11:09		11 - SCHULTE Paul		Steal		
17:16		United States		Fast Break			11:08				Turnover	8 - MUNN Simon	
17:16	8-2	11 - SCHULTE Paul		2 Pt. in the paint		Great Britain	10:51		5 - JUETTE Melvin Sean		2 Pt. Miss		
16:56				Time Out			10:50				Block Shot	5 - THOMAS Sinclair	
16:49	8-4	7 - GILL JR Chuck (P1,T1)		Foul			10:48				Defens.Rebound	8 - MUNN Simon	
16:49				2 Pt. in the paint	5 - THOMAS Sinclair		10:41				2 Pt. Miss	11 - JOHNSON Dan	
16:49				Assist	14 - PRICE Colin		10:38		9 - WALLER William Henry		Defens.Rebound		
16:35		14 - JOHNSON Larry		2 Pt. Miss			10:24		7 - GILL JR Chuck		2 Pt. Miss		
16:32				Defens.Rebound	4 - CAINE Steve		10:23				Block Shot	5 - THOMAS Sinclair	
16:15	8-6			2 Pt. in the paint	5 - THOMAS Sinclair		10:21				Defens.Rebound	8 - MUNN Simon	
16:00	10-6	14 - JOHNSON Larry		Assist	14 - PRICE Colin		10:12				2 Pt. Miss	4 - CAINE Steve	
15:34				2 Pt. MADE			10:08				Offens.Rebound	11 - JOHNSON Dan	
15:30				2 Pt. Miss	8 - MUNN Simon		9:47				2 Pt. Miss	11 - JOHNSON Dan	
15:26				Offens.Rebound	14 - PRICE Colin		9:45				Offens.Rebound	5 - THOMAS Sinclair	
15:24				2 Pt. Miss	14 - PRICE Colin		9:44				2 Pt. Miss	5 - THOMAS Sinclair	
15:24				Offens.Rebound	9 - POLLOCK Jonathan		9:41		14 - JOHNSON Larry		Defens.Rebound		
15:19		9 - WALLER William Henry		Steal			9:38		7 - GILL JR Chuck		Turnover		
15:17				Turnover	14 - PRICE Colin		9:25				2 Pt. Miss	8 - MUNN Simon	
15:12				Foul	14 - PRICE Colin (P1,T1)		9:22				Offens.Rebound	8 - MUNN Simon	
14:44	12-6	7 - GILL JR Chuck		2 Pt. in the paint			9:22				2 Pt. Miss	8 - MUNN Simon	
14:44		11 - SCHULTE Paul		Assist			9:19		9 - WALLER William Henry		Defens.Rebound		
14:27		14 - JOHNSON Larry		Steal			9:14				Foul	9 - POLLOCK Jonathan (P2,T6)	
14:26				Turnover	14 - PRICE Colin		9:14		United States		Time Out		
14:22		United States		Fast Break			9:04	19-16	11 - SCHULTE Paul		2 Pt. in the paint		
14:20	14-6	7 - GILL JR Chuck		2 Pt. in the paint			8:46		5 - JUETTE Melvin Sean		Steal		
14:20		11 - SCHULTE Paul		Assist			8:43				Turnover	11 - JOHNSON Dan	
13:58	14-8			2 Pt. in the paint	5 - THOMAS Sinclair		8:34	21-16	14 - JOHNSON Larry		2 Pt. in the paint		
13:58				Assist	14 - PRICE Colin		8:23		9 - WALLER William Henry (P1,T3)		Foul		
13:49				Foul	9 - POLLOCK Jonathan (P1,T2)		8:23				Player OUT	9 - POLLOCK Jonathan	
13:39	16-8	7 - GILL JR Chuck		2 Pt. in the paint			8:23				Player IN	14 - PRICE Colin	
13:39		11 - SCHULTE Paul		Assist			8:16				Offensive Foul	11 - JOHNSON Dan (P1,T7)	
13:26		5 - JUETTE Melvin Sean (P1,T2)		Foul			8:16				Turnover	11 - JOHNSON Dan	
13:26	16-9			Free Th. MADE	9 - POLLOCK Jonathan		7:48	23-16	7 - GILL JR Chuck		2 Pt. in the paint		

Wheelchair Basketball

Time	Score	United States	Action	Great Britain	Time	Score	United States	Action	Great Britain
FIRST HALF					FIRST HALF				
7:48		11 - SCHULTE Paul	Assist		0:13		15 - GLASBRENNER J.J.	Defens.Rebound	
7:23		7 - GILL JR Chuck	Steal		0:13		United States	Fast Break	
7:22			Turnover	4 - CAINE Steve	0:05	35-26	10 - SCHLAPPI Mike Palmer	2 Pt. in the paint	
7:18		United States	Fast Break		0:05		11 - SCHULTE Paul	Assist	
7:15	25-16	11 - SCHULTE Paul	2 Pt. in the paint		0:05		United States	Foul	8 - MUNN Simon (P3,T11)
7:15		14 - JOHNSON Larry	Assist		0:05		United States	Time Out	
6:51		14 - JOHNSON Larry	Steal		0:05			Player OUT	8 - MUNN Simon
6:50			Turnover	4 - CAINE Steve	0:05			Player IN	12 - BLAKE Andrew
6:46		United States	Fast Break		0:05		10 - SCHLAPPI Mike Palmer	Free Th. Miss	
6:46	27-16	11 - SCHULTE Paul	2 Pt. in the paint		0:03			Defens.Rebound	15 - BRAMLEY David
6:46		7 - GILL JR Chuck	Assist		0:00			3 Pt. Miss	15 - BRAMLEY David
6:46			Time Out	Great Britain	SECOND HALF				
6:28		5 - JUETTE Melvin Sean (P2,T4)	Foul		20:00			Player IN	8 - MUNN Simon
6:28			Player OUT	4 - CAINE Steve	20:00			Player IN	9 - POLLOCK Jonathan
6:28			Player IN	6 - HAYES Kevin	20:00			Player IN	11 - JOHNSON Dan
6:28			Player OUT	5 - THOMAS Sinclair	20:00			Player IN	12 - BLAKE Andrew
6:28			Player IN	15 - BRAMLEY David	20:00			Player IN	14 - PRICE Colin
6:16			2 Pt. Miss	14 - PRICE Colin	20:00		5 - JUETTE Melvin Sean	Player IN	
6:14		7 - GILL JR Chuck	Defens.Rebound		20:00		7 - GILL JR Chuck	Player IN	
6:10		7 - GILL JR Chuck	Turnover		20:00		9 - WALLER William Henry	Player IN	
6:07			2 Pt. Miss	11 - JOHNSON Dan	20:00		11 - SCHULTE Paul	Player IN	
6:04			Offens.Rebound	15 - BRAMLEY David	20:00		14 - JOHNSON Larry	Player IN	
6:04	27-18		Tap MADE	15 - BRAMLEY David	19:37	35-28		2 Pt. MADE	14 - PRICE Colin
5:54			Foul	11 - JOHNSON Dan (P2,T8)	19:37			Assist	11 - JOHNSON Dan
5:54	28-18	5 - JUETTE Melvin Sean	Free Th. MADE		19:25			Steal	8 - MUNN Simon
5:54		5 - JUETTE Melvin Sean	Free Th. Miss		19:23		11 - SCHULTE Paul	Turnover	
5:54			Defens.Rebound	14 - PRICE Colin	19:11	35-31		3 Pt. MADE	9 - POLLOCK Jonathan
5:43	28-20		2 Pt. MADE	11 - JOHNSON Dan	19:11			Assist	11 - JOHNSON Dan
5:25		11 - SCHULTE Paul	3 Pt. Miss		18:48	37-31	14 - JOHNSON Larry	2 Pt. MADE	
5:15		9 - WALLER William Henry (P2,T5)	Foul		18:48		11 - SCHULTE Paul	Assist	
5:07	28-22		2 Pt. MADE	11 - JOHNSON Dan	18:32	37-33		2 Pt. MADE	11 - JOHNSON Dan
5:07			Assist	14 - PRICE Colin	18:18		11 - SCHULTE Paul (P1,T1)	Offensive Foul	
4:28		11 - SCHULTE Paul	2 Pt. Miss		18:18		11 - SCHULTE Paul	Turnover	
4:24			Defens.Rebound	8 - MUNN Simon	18:09			2 Pt. Miss	11 - JOHNSON Dan
4:14			Turnover	14 - PRICE Colin	18:07			Offens.Rebound	8 - MUNN Simon
4:14		7 - GILL JR Chuck	Player OUT		17:55			2 Pt. Miss	12 - BLAKE Andrew
4:14		9 - WALLER William Henry	Player OUT		17:51			Offens.Rebound	8 - MUNN Simon
4:14		14 - JOHNSON Larry	Player OUT		17:51	37-35		Tap MADE	8 - MUNN Simon
4:14		10 - SCHLAPPI Mike Palmer	Player IN		17:44			Foul	9 - POLLOCK Jonathan (P3,T1)
4:14		12 - KILEY David Paul	Player IN		17:34		9 - WALLER William Henry	2 Pt. Miss	
4:14		15 - GLASBRENNER J.J.	Player IN		17:23	39-35	14 - JOHNSON Larry	2 Pt. in the paint	
3:49			Foul	8 - MUNN Simon (P2,T9)	17:23		9 - WALLER William Henry	Assist	
3:49	29-22	11 - SCHULTE Paul	Free Th. MADE		17:03		14 - JOHNSON Larry	Steal	
3:49	30-22	11 - SCHULTE Paul	Free Th. MADE		17:01			Turnover	9 - POLLOCK Jonathan
3:23			2 Pt. Miss	6 - HAYES Kevin	16:54		United States	Fast Break	
3:19			Offens.Rebound	8 - MUNN Simon	16:53	41-35	5 - JUETTE Melvin Sean	2 Pt. in the paint	
3:19			2 Pt. Miss	8 - MUNN Simon	16:53		7 - GILL JR Chuck	Assist	
3:18			Offens.Rebound	15 - BRAMLEY David	16:30			2 Pt. Miss	9 - POLLOCK Jonathan
2:56	30-24		2 Pt. MADE	8 - MUNN Simon	16:28		9 - WALLER William Henry	Defens.Rebound	
2:56			Assist	14 - PRICE Colin	16:10	43-35	14 - JOHNSON Larry	2 Pt. MADE	
2:48		10 - SCHLAPPI Mike Palmer	Turnover		15:48			3 Pt. Miss	8 - MUNN Simon
2:25			2 Pt. Miss	11 - JOHNSON Dan	15:45			Offens.Rebound	11 - JOHNSON Dan
2:22		15 - GLASBRENNER J.J.	Defens.Rebound		15:42			Turnover	11 - JOHNSON Dan
2:22		15 - GLASBRENNER J.J.	Turnover		15:27		11 - SCHULTE Paul	2 Pt. Miss	
2:15	30-26		2 Pt. MADE	8 - MUNN Simon	15:25			Defens.Rebound	8 - MUNN Simon
1:41		11 - SCHULTE Paul	2 Pt. Miss		15:12	43-37		2 Pt. MADE	11 - JOHNSON Dan
1:39		5 - JUETTE Melvin Sean	Offens.Rebound		15:12		United States	Assist	14 - PRICE Colin
1:39		5 - JUETTE Melvin Sean	2 Pt. Miss		15:12		Fast Break		
1:36			Defens.Rebound	11 - JOHNSON Dan	14:58	45-37	9 - WALLER William Henry	2 Pt. in the paint	
1:28			Turnover	11 - JOHNSON Dan	14:58		11 - SCHULTE Paul	Assist	
1:23			Foul	15 - BRAMLEY David (P1,T10)	14:58			Foul	11 - JOHNSON Dan (P3,T2)
1:23		15 - GLASBRENNER J.J.	Free Th. Miss		14:58	46-37	9 - WALLER William Henry	Free Th. MADE	
1:23	31-26	15 - GLASBRENNER J.J.	Free Th. MADE		14:35			2 Pt. Miss	8 - MUNN Simon
1:10			2 Pt. Miss	8 - MUNN Simon	14:33		11 - SCHULTE Paul	Defens.Rebound	
1:07		12 - KILEY David Paul	Defens.Rebound		14:24		9 - WALLER William Henry	Turnover	
0:38	33-26	10 - SCHLAPPI Mike Palmer	2 Pt. MADE		14:18	46-40		3 Pt. MADE	9 - POLLOCK Jonathan
0:18			2 Pt. Miss	8 - MUNN Simon	14:05			Foul	14 - PRICE Colin (P2,T3)
0:17			Offens.Rebound	8 - MUNN Simon	14:05			Player OUT	8 - MUNN Simon
0:17			2 Pt. Miss	8 - MUNN Simon	14:05			Player OUT	14 - PRICE Colin

Wheelchair Basketball

Wheelchair Basketball

Wheelchair Basketball

Wheelchair Basketball

Time	Score	United States	Action	Great Britain	Time	Score	United States	Action	Great Britain
SECOND HALF					SECOND HALF				
14:05			Player IN	4 - CAINE Steve	5:35		11 - SCHULTE Paul (P2,T4)	Offensive Foul	
14:05			Player IN	7 - BYWATER Terry	5:35		11 - SCHULTE Paul	Turnover	
13:46		7 - GILL JR Chuck	2 Pt. Miss		5:35			Player OUT	10 - ADEPITAN Ade
13:44			Defens.Rebound	7 - BYWATER Terry	5:35			Player IN	14 - PRICE Colin
13:30			2 Pt. Miss	7 - BYWATER Terry	5:26	58-55		2 Pt. MADE	8 - MUNN Simon
13:28		7 - GILL JR Chuck	Defens.Rebound		5:26			Assist	4 - CAINE Steve
13:10			Foul	11 - JOHNSON Dan (P4,T4)	5:04		15 - GLASBRENNER J.J.	Turnover	
13:01	48-40	9 - WALLER William Henry	2 Pt. in the paint		4:49	58-57		2 Pt. in the paint	8 - MUNN Simon
12:49	48-43		3 Pt. MADE	9 - POLLOCK Jonathan	4:49			Assist	14 - PRICE Colin
12:49			Assist	11 - JOHNSON Dan	4:31	60-57	11 - SCHULTE Paul	2 Pt. in the paint	
12:27			Foul	4 - CAINE Steve (P2,T5)	4:10	60-59		2 Pt. in the paint	8 - MUNN Simon
12:27			Player OUT	11 - JOHNSON Dan	4:10			Assist	4 - CAINE Steve
12:27			Player IN	10 - ADEPITAN Ade	4:02			Foul	14 - PRICE Colin (P3,T9)
12:21	50-43	9 - WALLER William Henry	2 Pt. in the paint		4:02	61-59	15 - GLASBRENNER J.J.	Free Th. MADE	
11:55			3 Pt. Miss	7 - BYWATER Terry	4:02		15 - GLASBRENNER J.J.	Free Th. Miss	
11:53		9 - WALLER William Henry	Defens.Rebound		3:50	61-61		2 Pt. MADE	9 - POLLOCK Jonathan
11:49		United States	Fast Break		3:26		5 - JUETTE Melvin Sean	2 Pt. Miss	
11:46	52-43	11 - SCHULTE Paul	2 Pt. in the paint		3:26			Block Shot	8 - MUNN Simon
11:46		9 - WALLER William Henry	Assist		3:14		10 - SCHLAPPI Mike Palmer	2 Pt. Miss	
11:21	52-46		3 Pt. MADE	10 - ADEPITAN Ade	2:58			2 Pt. Miss	9 - POLLOCK Jonathan
11:21			Assist	7 - BYWATER Terry	2:55		9 - WALLER William Henry	Defens.Rebound	
10:59			Foul	7 - BYWATER Terry (P1,T6)	2:39		9 - WALLER William Henry	2 Pt. Miss	
10:40		11 - SCHULTE Paul	2 Pt. Miss		2:38		9 - WALLER William Henry	Offens.Rebound	
10:37			Defens.Rebound	7 - BYWATER Terry	2:38		9 - WALLER William Henry	Turnover	
10:37		14 - JOHNSON Larry (P1,T2)	Foul		2:27			2 Pt. Miss	14 - PRICE Colin
10:26			2 Pt. Miss	7 - BYWATER Terry	2:21		5 - JUETTE Melvin Sean	Defens.Rebound	
10:25		9 - WALLER William Henry	Defens.Rebound		2:06		9 - WALLER William Henry	Turnover	
10:23		United States	Fast Break		1:53			2 Pt. Miss	4 - CAINE Steve
10:20	54-46	7 - GILL JR Chuck	2 Pt. in the paint		1:52		9 - WALLER William Henry	Defens.Rebound	
10:20		9 - WALLER William Henry	Assist		1:43		10 - SCHLAPPI Mike Palmer	2 Pt. Miss	
9:49			3 Pt. Miss	7 - BYWATER Terry	1:41			Defens.Rebound	9 - POLLOCK Jonathan
9:47		11 - SCHULTE Paul	Defens.Rebound		1:39		15 - GLASBRENNER J.J.	Steal	
9:37		7 - GILL JR Chuck	Turnover		1:36			Turnover	9 - POLLOCK Jonathan
9:24			3 Pt. Miss	7 - BYWATER Terry	1:28		11 - SCHULTE Paul	2 Pt. Miss	
9:20		5 - JUETTE Melvin Sean	Defens.Rebound		1:26			Defens.Rebound	12 - BLAKE Andrew
8:59		9 - WALLER William Henry (P3,T3)	Offensive Foul		1:25		United States	Time Out	
8:59		9 - WALLER William Henry	Turnover		1:25		15 - GLASBRENNER J.J.	Player OUT	
8:59			Player OUT	7 - BYWATER Terry	1:25		10 - SCHLAPPI Mike Palmer	Player OUT	
8:59			Player IN	8 - MUNN Simon	1:25		14 - JOHNSON Larry	Player IN	
8:59		14 - JOHNSON Larry	Player OUT		1:25		7 - GILL JR Chuck	Player IN	
8:59		7 - GILL JR Chuck	Player OUT		1:25			Player OUT	4 - CAINE Steve
8:59		10 - SCHLAPPI Mike Palmer	Player IN		1:25			Player IN	11 - JOHNSON Dan
8:59		15 - GLASBRENNER J.J.	Player IN		1:16			2 Pt. Miss	9 - POLLOCK Jonathan
8:39	54-48		2 Pt. MADE	9 - POLLOCK Jonathan	1:14		11 - SCHULTE Paul	Defens.Rebound	
8:39			Assist	4 - CAINE Steve	1:09			Foul	14 - PRICE Colin (P4,T10)
8:28		11 - SCHULTE Paul	2 Pt. Miss		1:09		9 - WALLER William Henry	Free Th. Miss	
8:26			Defens.Rebound	8 - MUNN Simon	1:09		9 - WALLER William Henry	Free Th. Miss	
8:04			3 Pt. Miss	9 - POLLOCK Jonathan	1:07			Defens.Rebound	8 - MUNN Simon
8:00		15 - GLASBRENNER J.J.	Defens.Rebound		0:49		5 - JUETTE Melvin Sean	Steal	
7:48	56-48	15 - GLASBRENNER J.J.	2 Pt. in the paint		0:47			Turnover	14 - PRICE Colin
7:48		11 - SCHULTE Paul	Assist		0:39	63-61	14 - JOHNSON Larry	2 Pt. in the paint	
7:27	56-50		2 Pt. MADE	9 - POLLOCK Jonathan	0:39		11 - SCHULTE Paul	Assist	
7:27			Assist	4 - CAINE Steve	0:22		5 - JUETTE Melvin Sean (P3,T5)	Foul	
7:06		9 - WALLER William Henry	2 Pt. Miss		0:22		United States	Time Out	
7:03			Defens.Rebound	12 - BLAKE Andrew	0:22		9 - WALLER William Henry	Player OUT	
6:53			2 Pt. Miss	10 - ADEPITAN Ade	0:22		12 - KILEY David Paul	Player IN	
6:49		11 - SCHULTE Paul	Defens.Rebound		0:22			Free Th. MADE	11 - JOHNSON Dan
6:35		11 - SCHULTE Paul	2 Pt. Miss		0:22	63-63		Free Th. MADE	11 - JOHNSON Dan
6:32			Defens.Rebound	9 - POLLOCK Jonathan	0:14		14 - JOHNSON Larry (P2,T6)	Offensive Foul	
6:24	56-53		3 Pt. MADE	9 - POLLOCK Jonathan	0:14		14 - JOHNSON Larry	Turnover	
6:24			Assist	10 - ADEPITAN Ade	0:14			Time Out	Great Britain
6:08			Foul	10 - ADEPITAN Ade (P1,T7)	0:14		12 - KILEY David Paul	Player OUT	
5:57	58-53	15 - GLASBRENNER J.J.	2 Pt. in the paint		0:14		8 - HERNANDEZ William	Player IN	
5:57		11 - SCHULTE Paul	Assist		0:14			Time Out	Great Britain
5:57			Foul	4 - CAINE Steve (P3,T8)	0:14		14 - JOHNSON Larry	Player OUT	
5:57		15 - GLASBRENNER J.J.	Free Th. Miss		0:14		9 - WALLER William Henry	Player IN	
5:56			Defens.Rebound	10 - ADEPITAN Ade	0:05			Time Out	Great Britain
5:44			2 Pt. Miss	4 - CAINE Steve	0:01			Turnover	8 - MUNN Simon
5:42		15 - GLASBRENNER J.J.	Defens.Rebound		0:01		United States	Time Out	

Wheelchair Basketball

Wheelchair Basketball

Wheelchair Basketball

Wheelchair Basketball

MEN PRELIMINARY GROUP A PLAY BY PLAY



SUN 22 OCT 2000

SYDNEY SUPERDOME

Time	Score	United States	Action	Great Britain	Time	Score	United States	Action	Great Britain
SECOND HALF					FIRST OVERTIME				
0:00			Steal	11 - JOHNSON Dan	1:50			2 Pt. Miss	8 - MUNN Simon
0:00		9 - WALLER William Henry	Turnover		1:47			Offens.Rebound	8 - MUNN Simon
FIRST OVERTIME					1:39			3 Pt. Miss	9 - POLLOCK Jonathan
5:00		5 - JUETTE Melvin Sean	Player IN		1:36			Offens.Rebound	9 - POLLOCK Jonathan
5:00		7 - GILL JR Chuck	Player IN		1:26			2 Pt. Miss	12 - BLAKE Andrew
5:00		9 - WALLER William Henry	Player IN		1:25		7 - GILL JR Chuck	Defens.Rebound	
5:00		11 - SCHULTE Paul	Player IN		1:08			Foul	9 - POLLOCK Jonathan (P4,T1)
5:00		14 - JOHNSON Larry	Player IN		1:08		United States	Time Out	
5:00			Player IN	8 - MUNN Simon	1:08		9 - WALLER William Henry	Player OUT	
5:00			Player IN	12 - BLAKE Andrew	1:08		12 - KILEY David Paul	Player IN	
5:00			Player IN	14 - PRICE Colin	1:08			Player OUT	14 - PRICE Colin
5:00			Player IN	11 - JOHNSON Dan	1:08			Player IN	10 - ADEPITAN Ade
5:00			Player IN	9 - POLLOCK Jonathan	1:08		11 - SCHULTE Paul	Free Th. Miss	
4:47			2 Pt. Miss	8 - MUNN Simon	1:08		11 - SCHULTE Paul	Free Th. Miss	
4:44		7 - GILL JR Chuck	Defens.Rebound		1:06			Defens.Rebound	9 - POLLOCK Jonathan
4:18	65-63	14 - JOHNSON Larry	2 Pt. MADE		0:59	71-65		2 Pt. MADE	11 - JOHNSON Dan
4:03			2 Pt. Miss	11 - JOHNSON Dan	0:59			Assist	9 - POLLOCK Jonathan
4:01		14 - JOHNSON Larry	Defens.Rebound		0:54			Foul	12 - BLAKE Andrew (P1,T2)
3:45	67-63	14 - JOHNSON Larry	2 Pt. MADE		0:54		14 - JOHNSON Larry	Free Th. Miss	
3:26			3 Pt. Miss	9 - POLLOCK Jonathan	0:54	72-65	14 - JOHNSON Larry	Free Th. MADE	
3:23		11 - SCHULTE Paul	Defens.Rebound		0:41			3 Pt. Miss	8 - MUNN Simon
3:04	69-63	14 - JOHNSON Larry	2 Pt. MADE		0:23		14 - JOHNSON Larry	Turnover	
3:04		11 - SCHULTE Paul	Assist		0:15			2 Pt. Miss	8 - MUNN Simon
3:04			Time Out	Great Britain	0:13		12 - KILEY David Paul	Defens.Rebound	
2:40		5 - JUETTE Melvin Sean (P4,T1)	Foul		0:11			Foul	10 - ADEPITAN Ade (P2,T3)
2:40			Free Th. Miss	14 - PRICE Colin	0:11	73-65	14 - JOHNSON Larry	Free Th. MADE	
2:40			Free Th. Miss	14 - PRICE Colin	0:11	74-65	14 - JOHNSON Larry	Free Th. MADE	
2:38		7 - GILL JR Chuck	Defens.Rebound		0:02			3 Pt. Miss	12 - BLAKE Andrew
2:17	71-63	14 - JOHNSON Larry	2 Pt. MADE		0:00		14 - JOHNSON Larry	Defens.Rebound	
2:17		7 - GILL JR Chuck	Assist		0:00			END OF PERIOD	

Wheelchair Basketball

Wheelchair Basketball

Wheelchair Basketball

Wheelchair Basketball

PRNWB000000D1.00073 00102216:04V020

MEN PRELIMINARY GROUP A MATCH RESULTS



SUN 22 OCT 2000

SYDNEY SUPERDOME

Match No: 27

USA 74 vs 65 GBR

Start Time: 14:15

Attendance: 15904

Referees: WALLAART Edwin (NED)
CAMPOS PERIS Sergio (ESP)

ESHENKO Vladimer (CAN)

Scoring by 5 min intervals:	USA	GBR	1.HF				2.HF				1.OT
			10	17	28	35	43	54	58	63	74
			6	16	22	26	37	46	55	63	65

United States of America (USA)

No.	Name	MIN	PTS	Field Goals		2 Points		3 Points		Free Throws		Rebounds			AS	ST	TO	BS	PF
				M/A	%	M/A	%	M/A	%	M/A	%	OR	DR	TOT					
4	BARBER Eric																		
* 5	JUETTE Melvin Sean	45:00	3	1/5	20.0	1/5	20.0			1/2	50.0	2	2	4		2			4
6	TEW Steve																		
* 7	GILL JR Chuck	33:12	12	6/8	75.0	6/8	75.0						6	6		3	1	3	1
8	HERNANDEZ William	00:14																	
* 9	WALLER William Henry	39:30	7	3/8	37.5	3/8	37.5			1/3	33.3	1	7	8		3	1	5	3
10	SCHLAPPI Mike Palmer	11:48	4	2/4	50.0	2/4	50.0			0/1	0.0							1	
* 11	SCHULTE Paul	45:00	19	8/17	47.1	8/15	53.3	0/2	0.0	3/6	50.0		5	5	11	2	3		2
12	KILEY David Paul	05:30											2	2					
13	BELL Curtis																		
* 14	JOHNSON Larry	32:58	23	10/13	76.9	10/13	76.9			3/4	75.0		5	5	2	3	2		2
15	GLASBRENNER Jeffrey James	11:48	6	2/2	100.0	2/2	100.0			2/5	40.0		4	4		1	2		
Team Coach																			
TOTALS			74	32/57	56.1	32/55	58.2	0/2	0.0	10/21	47.6	3	31	34	19	10	16		12
Coach	BYRNES Dan																		
Assistant Coach	BURNS Frank																		
	PHILLIPS Mo																		

Great Britain (GBR)

No.	Name	MIN	PTS	Field Goals		2 Points		3 Points		Free Throws		Rebounds			AS	ST	TO	BS	PF
				M/A	%	M/A	%	M/A	%	M/A	%	OR	DR	TOT					
* 4	CAINE Steve	26:12	5	2/5	40.0	1/4	25.0	1/1	100.0				1	1	1	4		3	3
* 5	THOMAS Sinclair	13:32	6	3/4	75.0	3/4	75.0					1		1			2		1
6	HAYES Kevin	06:28		0/1	0.0	0/1	0.0												
7	BYWATER Terry	05:06		0/5	0.0	0/2	0.0	0/3	0.0				2	2	1				1
* 8	MUNN Simon	39:49	12	6/19	31.6	6/17	35.3	0/2	0.0			6	9	15		1	3	1	3
* 9	POLLOCK Jonathan	36:37	21	7/16	43.8	3/8	37.5	4/8	50.0	3/3	100.0	2	3	5	2		2		4
10	ADEPITAN Ade	08:00	3	1/2	50.0	0/1	0.0	1/1	100.0				1	1	1				2
11	JOHNSON Dan	26:03	12	5/11	45.5	5/11	45.5			2/2	100.0	2	1	3	3	1	4		4
12	BLAKE Andrew	25:05		0/3	0.0	0/2	0.0	0/1	0.0				2	2					1
13	HOWLEY Fred																		
* 14	PRICE Colin	31:40	4	2/6	33.3	2/6	33.3			0/2	0.0	1	2	3	7		4		4
15	BRAMLEY David	06:28	2	1/2	50.0	1/1	100.0	0/1	0.0			2	1	3					1
Team Coach																			
TOTALS			65	27/74	36.5	21/57	36.8	6/17	35.3	5/7	71.4	14	22	36	18	2	16	3	24
Coach	TITMUSS David																		
Assistant Coach	SMITH Nigel																		
	TOLFREY Vicky																		

	USA	GBR
Points from Turnovers:	21	18
Biggest Lead:	11 (27-16)	2 (2-0)
Second Chance Points:		6
Lead Changes:		1

	USA	GBR
Points in the Paint:	48	14
Biggest Scoring Run:	11-0 (27-16)	8-0 (16-16)
Fast Break Points:	20	
Times Tied:		4

Legend:

MIN : Minutes Played **M/A** : Made/Attempts **%** : Shooting Percentage **OR** : Offensive Rebounds
DR : Defensive Rebounds **TOT** : Total Rebounds **AS** : Assist **ST** : Steals
TO : Turnovers **BS** : Blocked Shots **PF** : Fouls **PTS** : Points
HF : Half of Time **OT** : Over Time * : Starting/Initial

PRNWB000000D2.00084A 00102216:05V020

United States of America (USA)

After 4 Matches

No.	Name	G	MIN	MPG	PTS	PPG	Field Goals		2 Points		3 Points		Free Throws		Rebounds			AS	ST	TO	BS	PF	
							M/A	%	M/A	%	M/A	%	M/A	%	OR	DR	TOT						
4	BARBER Eric	3	38:48	12:56	8	2.7	4/8	50.0	4/8	50.0					3		3	1		5			
5	JUETTE Melvin Sean	4	124:44	31:11	11	2.8	5/20	25.0	5/20	25.0			1/2	50.0	7	6	13	16	4	2		8	
6	TEW Steve	1	21:40	21:40	8	8.0	4/12	33.3	4/12	33.3			0/1	0.0	3	3	6	4		3	1		
7	GILL JR Chuck	3	66:47	22:15	32	10.7	15/24	62.5	15/24	62.5			2/5	40.0	2	13	15	5	2	5		3	
8	HERNANDEZ William	2	6:37	3:18	2	1.0	1/3	33.3	1/3	33.3										2			
9	WALLER William Henry	4	107:50	26:57	35	8.8	15/29	51.7	15/29	51.7			5/9	55.6	7	22	29	4	3	7	2	8	
10	SCHLAPPI Mike Palmer	4	95:04	23:46	20	5.0	7/17	41.2	7/17	41.2			6/11	54.5		12	12	9	4	3		3	
11	SCHULTE Paul	4	123:29	30:52	55	13.8	21/39	53.8	20/36	55.6	1/3	33.3	12/24	50.0	2	13	15	24	4	9		7	
12	KILEY David Paul	4	49:24	12:21	16	4.0	6/17	35.3	5/16	31.3	1/1	100.0	3/4	75.0	4	9	13	3	1	5		3	
13	BELL Curtis	3	23:58	7:59	6	2.0	2/9	22.2	2/9	22.2			2/2	100.0	3	3	6	2	2	3		2	
14	JOHNSON Larry	4	85:01	21:15	40	10.0	18/32	56.3	18/32	56.3			4/7	57.1	3	13	16	7	4	5		6	
15	GLASBRENNER Jeffrey James	4	81:38	20:24	56	14.0	25/34	73.5	25/34	73.5			6/24	25.0	7	29	36	1	5	7		2	
Team/Coach																							
TOTALS					289	72.3	123/244	50.4	121/240	50.4	2/4	50.0	41/89	46.1	41	123	164	76	29	56	3	42	
OPPONENTS					180	45.0	80/244	32.8	73/217	33.6	7/27	25.9	13/29	44.8	34	86	120	45	13	73	6	86	

Wheelchair Basketball

Wheelchair Basketball

Wheelchair Basketball

Wheelchair Basketball

	USA	OPPONENTS
Points from Turnovers	76	42
Points in the Paint	190	92
Second Chance Points	42	18
Fast Break Points	46	12

AVERAGES PER GAME

	USA	OPPONENTS
Total Field Goals Made	30.8	20.0
2 Points Field Goals Made	30.3	18.3
3 Points Field Goals Made	0.5	1.8
Free Throws Made	10.3	3.3
Offensive Rebounds	10.3	8.5
Deffensive Rebounds	30.8	21.5
Total Rebounds	41.0	30.0
Assists	19.0	11.3
Steals	7.3	3.3
Turnovers	14.0	18.3
Blocked Shots	0.8	1.5
Fouls	10.5	21.5
Points from Turnovers	19.0	10.5
Points in the Paint	47.5	23.0
Second Chance Points	10.5	4.5
Fast Break Points	11.5	3.0

Legend:

G : Games Played	MIN : Minutes Played	MPG : Minutes Played per Game	PTS : Points
PPG : Points per Game	M/A : Made/Attempts	% : Shooting Percentage	OR : Offensive Rebounds
DR : Defensive Rebounds	TOT : Total Rebounds	AS : Assists	ST : Steals
TO : Turnovers	BS : Blocked Shots	PF : Fouls	

PRNWB000000D3.00084A 00102216:05V020

Great Britain (GBR)

After 4 Matches

No.	Name	G	MIN	MPG	PTS	PPG	Field Goals		2 Points		3 Points		Free Throws		Rebounds			AS	ST	TO	BS	PF
							M/A	%	M/A	%	M/A	%	M/A	%	OR	DR	TOT					
4	CAINE Steve	4	78:05	19:31	23	5.8	8/17	47.1	7/15	46.7	1/2	50.0	6/10	60.0	4	5	9	9	1	10		10
5	THOMAS Sinclair	4	55:25	13:51	22	5.5	11/16	68.8	11/16	68.8			0/2	0.0	2	11	13	2	1	2	2	8
6	HAYES Kevin	3	20:40	6:53	6	2.0	3/5	60.0	3/5	60.0							1					3
7	BYWATER Terry	1	5:06	5:06			0/5	0.0	0/2	0.0	0/3	0.0				2	2	1				1
8	MUNN Simon	4	140:34	35:08	45	11.3	21/53	39.6	21/49	42.9	0/4	0.0	3/9	33.3	18	36	54	4	3	12	3	13
9	POLLOCK Jonathan	4	123:21	30:50	41	10.3	14/50	28.0	6/27	22.2	8/23	34.8	5/7	71.4	4	7	11	11		10		15
10	ADEPITAN Ade	4	33:15	8:18	14	3.5	4/7	57.1	1/4	25.0	3/3	100.0	3/7	42.9	3	1	4	5		2		7
11	JOHNSON Dan	4	112:10	28:02	31	7.8	13/34	38.2	13/34	38.2			5/7	71.4	8	5	13	11	4	12		12
12	BLAKE Andrew	4	98:54	24:43	9	2.3	4/14	28.6	4/13	30.8	0/1	0.0	1/3	33.3	3	24	27	2	2	1		9
13	HOWLEY Fred	1	1:11	1:11			0/2	0.0			0/2	0.0				1	1					1
14	PRICE Colin	4	117:35	29:23	43	10.8	20/38	52.6	20/38	52.6			3/12	25.0	3	9	12	19	1	13	1	14
15	BRAMLEY David	4	38:44	9:41	12	3.0	6/12	50.0	6/11	54.5	0/1	0.0			2	10	12			1	1	4
Team/Coach																						
TOTALS					246	61.5	104/253	41.1	92/214	43.0	12/39	30.8	26/57	45.6	47	111	158	65	12	63	7	97
OPPONENTS					230	57.5	92/228	40.4	90/206	43.7	2/22	9.1	44/86	51.2	29	96	125	48	26	55	3	72

AVERAGES PER GAME

	GBR	OPPONENTS
Points from Turnovers	53	56
Points in the Paint	116	122
Second Chance Points	32	18
Fast Break Points	25	34

	GBR	OPPONENTS
Total Field Goals Made	26.0	23.0
2 Points Field Goals Made	23.0	22.5
3 Points Field Goals Made	3.0	0.5
Free Throws Made	6.5	11.0
Offensive Rebounds	11.8	7.3
Deffensive Rebounds	27.8	24.0
Total Rebounds	39.5	31.3
Assists	16.3	12.0
Steals	3.0	6.5
Turnovers	15.8	13.8
Blocked Shots	1.8	0.8
Fouls	24.3	18.0
Points from Turnovers	13.3	14.0
Points in the Paint	29.0	30.5
Second Chance Points	8.0	4.5
Fast Break Points	6.3	8.5

Legend:

G : Games Played	MIN : Minutes Played	MPG : Minutes Played per Game	PTS : Points
PPG : Points per Game	M/A : Made/Attempts	% : Shooting Percentage	OR : Offensive Rebounds
DR : Defensive Rebounds	TOT : Total Rebounds	AS : Assists	ST : Steals
TO : Turnovers	BS : Blocked Shots	PF : Fouls	

PRNWB000000D4.00073 00102216:07V010

WOMEN PRELIMINARY GROUP A MATCH RESULTS



SUN 22 OCT 2000

THE DOME

Match No: 28

NED 34 vs 21 GBR

Start Time: 14:15

Attendance: 7722

Referees: RAMOT Itzhack (ISR)
TSOUNTSOURAS Spiridon (GRE)

SUGIYAMA Kaneyoshi (JPN)

Scoring by 5 min intervals:	NED	GBR	1.HF				2.HF			
			2	5	10	15	18	22	29	34
			5	5	8	13	13	13	15	21

Netherlands (NED)

No.	Name	MIN	PTS	Field Goals		2 Points		3 Points		Free Throws		Rebounds			AS	ST	TO	BS	PF
				M/A	%	M/A	%	M/A	%	M/A	%	OR	DR	TOT					
4	JANSEN Jennette																		
5	GRIFFIOEN Jiske	01:41		0/1	0.0	0/1	0.0			0/2	0.0								
* 6	IBRAHIMI Achoucha	31:29		0/1	0.0	0/1	0.0			0/2	0.0	1	1	2					4
7	SANDERS Erna																		
* 8	TIGGELMAN Inge	27:18	9	3/16	18.8	3/16	18.8			3/6	50.0	4	4	8			1		2
* 9	van der LAAN Guda	38:19	2	1/7	14.3	1/5	20.0	0/2	0.0			3	6	9	4		2		2
* 10	MOS Jose	33:15										1	1	2			3		3
11	KORVER Cher	15:16								0/2	0.0						1		1
12	WEVERS Miranda	12:27	2	1/5	20.0	1/5	20.0			0/2	0.0	2	3	5	1				1
* 13	van VEGGEL Jeanine	29:27	17	6/13	46.2	5/12	41.7	1/1	100.0	4/9	44.4		5	5			4		4
14	GARNIER Petra																		
15	van LEEUWEN Evelyn	10:48	4	2/4	50.0	2/4	50.0			0/2	0.0	3		3	1		1	1	2
Team Coach																			
TOTALS			34	13/47	27.7	12/44	27.3	1/3	33.3	7/25	28.0	14	20	34	6		12	1	19
Coach		KLERKS Ben																	
Assistant Coach		MAKKENZE Henk SCHEPERS Simone																	

Great Britain (GBR)

No.	Name	MIN	PTS	Field Goals		2 Points		3 Points		Free Throws		Rebounds			AS	ST	TO	BS	PF
				M/A	%	M/A	%	M/A	%	M/A	%	OR	DR	TOT					
4	O'DRISCOLL Bernadette	10:43		0/2	0.0	0/2	0.0							1		1			
5	BURRETT Sarah	06:17		0/1	0.0	0/1	0.0					1		1					2
* 6	STRANGE Clare	12:47	2	1/4	25.0	1/4	25.0					1	3	4	1		1		1
7	LARGEN Georgina	20:08		0/2	0.0	0/2	0.0					4	4	4	1		2		2
* 8	WILD Ann	35:36	11	4/11	36.4	4/11	36.4			3/5	60.0	1	3	4	1		7		3
9	RIDLEY Jenny	10:52	2	1/4	25.0	1/4	25.0					3		3	1		1		2
* 10	BAILLIE Sarah	36:30	5	2/7	28.6	2/7	28.6			1/6	16.7	2	4	6			4	1	4
* 11	FOX Jill	22:31		0/3	0.0	0/3	0.0			0/2	0.0	2	1	3	1				3
* 12	JACKSON Anna	16:42	1							1/2	50.0	1	5	6					2
13	SMALL Kristina	04:08																	1
14	VANDERSTEEN Nicola	11:22		0/4	0.0	0/3	0.0	0/1	0.0			2	2			1	3		3
15	MacLEAN Caroline	12:24		0/4	0.0	0/4	0.0					2	2						
Team Coach																			
TOTALS			21	8/42	19.0	8/41	19.5	0/1	0.0	5/15	33.3	11	24	35	6	1	20	1	23
Coach		HUDSON Paul																	
Assistant Coach		TARKENTER Malcolm PAWSON Sue																	

	NED	GBR
Points from Turnovers:	16	7
Biggest Lead:	17 (32-15)	3 (5-2)
Second Chance Points:	9	6
Lead Changes:	2	

	NED	GBR
Points in the Paint:	14	8
Biggest Scoring Run:	17-2 (32-15)	5-0 (5-2)
Fast Break Points:		2
Times Tied:	3	

Legend:

MIN : Minutes Played **M/A** : Made/Attempts **%** : Shooting Percentage **OR** : Offensive Rebounds
DR : Defensive Rebounds **TOT** : Total Rebounds **AS** : Assist **ST** : Steals
TO : Turnovers **BS** : Blocked Shots **PF** : Fouls **PTS** : Points
HF : Half of Time **OT** : Over Time * : Starting/Initial

PRNWB000000D5.00073 00102217:14V010

MEN PRELIMINARY GROUP B MATCH RESULTS



SUN 22 OCT 2000

SYDNEY SUPERDOME

Match No: 29

SWE 26 vs 38 AUS

Start Time: 16:15

Attendance:

Referees: OTTO Jorg-ulich (GER)
GONZALES Anthony (USA)

SCHOENACKER David (FRA)

FIRST HALF

Scoring by 5 min intervals: **SWE**
AUS

12	16	22	26
13	22	29	38

Sweden (SWE)

No.	Name	MIN	PTS	Field Goals		2 Points		3 Points		Free Throws		Rebounds			AS	ST	TO	BS	PF
				M/A	%	M/A	%	M/A	%	M/A	%	OR	DR	TOT					
4	Haidari Hussein	10:10	5	2/6	33.3	2/3	66.7	0/3	0.0	1/1	100.0						1	2	
* 5	JAMESON Per	15:04		0/1	0.0	0/1	0.0									1	4		
6	FLENSBURG Daniel	01:37		0/1	0.0	0/1	0.0												
* 7	GUSTAVSSON Joachim	09:50	4	2/6	33.3	2/6	33.3					2	3	5			1		
8	ABLORH Enoch																		
9	WAPNER Christian	03:19																	
* 10	BERGLUND Gunnar	18:23	10	4/11	36.4	3/9	33.3	1/2	50.0	1/2	50.0	1	3	4	3	1		2	
11	KOHLSTROEM Peter																		
* 12	AKERBERG Thomas	11:27	2	1/2	50.0	1/2	50.0									1			
* 13	UHLEN Per	16:41	4	2/4	50.0	2/4	50.0			0/2	0.0		1	1	2			2	
14	WEGEBORN Stefan	03:19		0/1	0.0	0/1	0.0										1	2	
15	ANDERSSON Lars-Gunnar	10:10	1	0/3	0.0	0/3	0.0			1/2	50.0	1	3	4				2	
Team Coach																			
TOTALS			26	11/35	31.4	10/30	33.3	1/5	20.0	3/7	42.9	4	10	14	5	1	3	1	13
Coach		KARLSSON Kjell																	
Assistant Coach		STAVEGREN Joakim																	

Australia (AUS)

No.	Name	MIN	PTS	Field Goals		2 Points		3 Points		Free Throws		Rebounds			AS	ST	TO	BS	PF
				M/A	%	M/A	%	M/A	%	M/A	%	OR	DR	TOT					
4	PORTER Shane	08:05										2	2			2		1	
* 5	SACHS Troy	20:00	15	6/11	54.5	6/11	54.5			3/5	60.0	3	6	9	3	1		2	
6	GOULD David	07:07	4	2/7	28.6	2/7	28.6			0/1	0.0	2	3	5				3	
* 7	BLYTHE Sandy	17:55	12	4/8	50.0	4/8	50.0			4/8	50.0	3	2	5	1				
8	GROENEWEGEN Shaun																		
9	McFAWN Michael																		
* 10	MORRIS Nick	10:14								0/2	0.0				2			1	
* 11	HEWSON Gerry	10:26	2	1/2	50.0	1/2	50.0					1	1		2	2		3	
12	QUINN Brook																		
13	ANDREWS Troy	11:15																	
14	KING Adrian	02:05		0/1	0.0	0/1	0.0												
* 15	NESS Brad	12:53	5	2/7	28.6	2/7	28.6			1/2	50.0	3	8	11	1				
Team Coach																			
TOTALS			38	15/36	41.7	15/36	41.7			8/18	44.4	12	21	33	9		5	10	
Coach		TURNER Bob																	
Assistant Coach		OLIVER Richard WALKER Michael																	

	SWE	AUS
Points from Turnovers:	4	3
Biggest Lead:	0	13 (36-23)
Second Chance Points:	4	4
Lead Changes:		

	SWE	AUS
Points in the Paint:	14	18
Biggest Scoring Run:	8-2 (20-24)	9-0 (22-12)
Fast Break Points:	2	8
Times Tied:		

Legend:

MIN : Minutes Played M/A : Made/Attempts % : Shooting Percentage OR : Offensive Rebounds
 DR : Defensive Rebounds TOT : Total Rebounds AS : Assist ST : Steals
 TO : Turnovers BS : Blocked Shots PF : Fouls PTS : Points
 HF : Half of Time OT : Over Time * : Starting/Initial

PRNWB000000D6.00069 00102218:16V010

Match No: 29

SWE 54 vs 69 AUS

Start Time: 16:15

Attendance: 13856

Referees: OTTO Jorg-ulich (GER)
GONZALES Anthony (USA)

SCHOENACKER David (FRA)

Scoring by 5 min intervals:	SWE	1.HF				2.HF			
		AUS	12	16	22	26	30	30	36
		13	22	29	38	52	54	62	69

Time	Score	Sweden		Action	Australia		Time	Score	Sweden		Action	Australia	
		Player	Points		Player	Points			Player	Points		Player	Points
FIRST HALF													
20:00		5 - JAMESON Per		Player IN			15:18	9-13			Free Th. MADE	15 - NESS Brad	
20:00		7 - GUSTAVSSON Joachim		Player IN			15:08	12-13	10 - BERGLUND Gunnar		3 Pt. MADE		
20:00		10 - BERGLUND Gunnar		Player IN			15:08		13 - UHLEN Per		Assist		
20:00		12 - AKERBERG Thomas		Player IN			14:49				2 Pt. Miss	7 - BLYTHE Sandy	
20:00		13 - UHLEN Per		Player IN			14:45				Offens.Rebound	11 - HEWSON Gerry	
20:00				Player IN	5 - SACHS Troy		14:36				Turnover	11 - HEWSON Gerry	
20:00				Player IN	7 - BLYTHE Sandy		14:14		5 - JAMESON Per		2 Pt. Miss		
20:00				Player IN	10 - MORRIS Nick		14:11				Defens.Rebound	15 - NESS Brad	
20:00				Player IN	11 - HEWSON Gerry		14:02				Turnover	5 - SACHS Troy	
20:00				Player IN	15 - NESS Brad		13:42		10 - BERGLUND Gunnar		2 Pt. Miss		
19:54		13 - UHLEN Per (P1,T1)		Foul			13:40				Defens.Rebound	15 - NESS Brad	
19:54				Free Th. Miss	5 - SACHS Troy		13:32				Fast Break	Australia	
19:54	0-1			Free Th. MADE	5 - SACHS Troy		13:29	12-15			2 Pt. in the paint	5 - SACHS Troy	
19:35		7 - GUSTAVSSON Joachim		2 Pt. Miss			13:29				Assist	11 - HEWSON Gerry	
19:31				Defens.Rebound	15 - NESS Brad		13:16				Foul	11 - HEWSON Gerry (P1,T2)	
19:20	0-3			2 Pt. in the paint	5 - SACHS Troy		13:08		13 - UHLEN Per		2 Pt. Miss		
19:20				Assist	10 - MORRIS Nick		13:07				Player OUT	11 - HEWSON Gerry	
19:20		10 - BERGLUND Gunnar (P1,T2)		Foul			13:07				Player IN	13 - ANDREWS Troy	
19:20	0-4			Free Th. MADE	5 - SACHS Troy		12:56		5 - JAMESON Per (P2,T5)		Foul		
19:07		13 - UHLEN Per		2 Pt. Miss			12:52		7 - GUSTAVSSON Joachim (P1,T6)		Foul		
19:06		7 - GUSTAVSSON Joachim		Offens.Rebound			12:52				Free Th. Miss	10 - MORRIS Nick	
19:06	2-4	7 - GUSTAVSSON Joachim		Tap MADE			12:52				Free Th. Miss	10 - MORRIS Nick	
18:52				2 Pt. Miss	11 - HEWSON Gerry		12:48				Offens.Rebound	15 - NESS Brad	
18:50		7 - GUSTAVSSON Joachim		Defens.Rebound			12:46				2 Pt. Miss	15 - NESS Brad	
18:42		10 - BERGLUND Gunnar		2 Pt. Miss			12:46				Offens.Rebound	15 - NESS Brad	
18:38		7 - GUSTAVSSON Joachim		Offens.Rebound			12:46				2 Pt. Miss	15 - NESS Brad	
18:19		7 - GUSTAVSSON Joachim		2 Pt. Miss			12:41	12-17			2 Pt. MADE	7 - BLYTHE Sandy	
18:17				Defens.Rebound	15 - NESS Brad		12:14		10 - BERGLUND Gunnar		2 Pt. Miss		
18:06	2-6			2 Pt. in the paint	5 - SACHS Troy		12:12				Defens.Rebound	15 - NESS Brad	
18:06				Assist	11 - HEWSON Gerry		12:04		10 - BERGLUND Gunnar (P2,T7)		Foul		
17:53		10 - BERGLUND Gunnar		2 Pt. Miss			12:04		Sweden		Time Out		
17:51				Defens.Rebound	15 - NESS Brad		12:00	12-19			2 Pt. MADE	5 - SACHS Troy	
17:40				2 Pt. Miss	7 - BLYTHE Sandy		12:00				Assist	10 - MORRIS Nick	
17:38		10 - BERGLUND Gunnar		Defens.Rebound			11:44		7 - GUSTAVSSON Joachim		2 Pt. Miss		
17:30		5 - JAMESON Per (P1,T3)		Offensive Foul			11:42				Defens.Rebound	5 - SACHS Troy	
17:30		5 - JAMESON Per		Turnover			11:37				Fast Break	Australia	
17:17	2-8			2 Pt. in the paint	11 - HEWSON Gerry		11:34	12-21			2 Pt. in the paint	7 - BLYTHE Sandy	
17:03				Assist	5 - SACHS Troy		11:34				Assist	5 - SACHS Troy	
17:03	4-8	13 - UHLEN Per		2 Pt. MADE			11:16		12 - AKERBERG Thomas		2 Pt. Miss		
16:50		10 - BERGLUND Gunnar		Assist			11:14				Defens.Rebound	7 - BLYTHE Sandy	
16:45				2 Pt. Miss	15 - NESS Brad		11:03				2 Pt. Miss	15 - NESS Brad	
16:43				Offens.Rebound	5 - SACHS Troy		11:02				Offens.Rebound	15 - NESS Brad	
16:41		7 - GUSTAVSSON Joachim		2 Pt. Miss	5 - SACHS Troy		10:59				2 Pt. Miss	5 - SACHS Troy	
16:29	6-8	10 - BERGLUND Gunnar		Defens.Rebound			10:59				Offens.Rebound	7 - BLYTHE Sandy	
16:29				2 Pt. MADE			10:59		5 - JAMESON Per (P3,T8)		Foul		
16:29				Foul	5 - SACHS Troy (P1,T1)		10:59				Free Th. Miss	7 - BLYTHE Sandy	
16:29	7-8	10 - BERGLUND Gunnar		Free Th. MADE			10:59	12-22			Free Th. MADE	7 - BLYTHE Sandy	
16:13	7-10			2 Pt. MADE	15 - NESS Brad		10:46	14-22	7 - GUSTAVSSON Joachim		2 Pt. MADE		
15:57		7 - GUSTAVSSON Joachim		2 Pt. Miss			10:29				2 Pt. Miss	7 - BLYTHE Sandy	
15:55				Defens.Rebound	5 - SACHS Troy		10:26		7 - GUSTAVSSON Joachim		Defens.Rebound		
15:50				Fast Break	Australia		10:10	16-22	10 - BERGLUND Gunnar		2 Pt. in the paint		
15:48	7-12			2 Pt. in the paint	7 - BLYTHE Sandy		10:10		13 - UHLEN Per		Assist		
15:48				Assist	15 - NESS Brad		10:10				Foul	10 - MORRIS Nick (P1,T3)	
15:35	9-12	12 - AKERBERG Thomas		2 Pt. in the paint			10:10		12 - AKERBERG Thomas		Player OUT		
15:35		10 - BERGLUND Gunnar		Assist			10:10		4 - HAIDARI Hussein		Player IN		
15:18		13 - UHLEN Per (P2,T4)		Foul			10:10		7 - GUSTAVSSON Joachim		Player OUT		
15:18				Free Th. Miss	15 - NESS Brad		10:10		15 - ANDERSSON L.G.		Player IN		

Wheelchair Basketball

MEN PRELIMINARY GROUP B PLAY BY PLAY



SUN 22 OCT 2000

SYDNEY SUPERDOME

Time	Score	Sweden	Action	Australia	Time	Score	Sweden	Action	Australia
FIRST HALF					FIRST HALF				
10:10			Player OUT	10 - MORRIS Nick	4:56			Offens.Rebound	7 - BLYTHE Sandy
10:10			Player OUT	7 - BLYTHE Sandy	4:56		5 - JAMESON Per (P4,T12)	Foul	
10:10			Player IN	11 - HEWSON Gerry	4:56		Sweden	Time Out	
10:10			Player IN	14 - KING Adrian	4:56		5 - JAMESON Per	Player OUT	
10:10	10 - BERGLUND Gunnar		Free Th. Miss		4:56		9 - WAPNER Christian	Player IN	
10:07			Defens.Rebound	15 - NESS Brad	4:56		13 - UHLEN Per	Player OUT	
9:55	16-24		2 Pt. in the paint	15 - NESS Brad	4:56		14 - WEGEBORN Stefan	Player IN	
9:55			Assist	5 - SACHS Troy	4:56	22-30		Free Th. MADE	7 - BLYTHE Sandy
9:32	18-24	13 - UHLEN Per	2 Pt. in the paint		4:56		Free Th. Miss	7 - BLYTHE Sandy	
9:32		10 - BERGLUND Gunnar	Assist		4:55		10 - BERGLUND Gunnar	Defens.Rebound	
9:01			Turnover	11 - HEWSON Gerry	4:55			Foul	6 - GOULD David (P1,T7)
8:57		Sweden	Fast Break		4:36			Foul	6 - GOULD David (P2,T8)
8:57	20-24	4 - HAIDARI Hussein	2 Pt. in the paint		4:36		15 - ANDERSSON L.G.	Free Th. Miss	
8:57			Time Out	Australia	4:36		15 - ANDERSSON L.G.	Free Th. MADE	
8:57			Player OUT	13 - ANDREWS Troy	4:27	23-30		2 Pt. MADE	5 - SACHS Troy
8:57			Player IN	10 - MORRIS Nick	4:03		15 - ANDERSSON L.G.	2 Pt. Miss	
8:42			2 Pt. Miss	14 - KING Adrian	4:01			Defens.Rebound	6 - GOULD David
8:40		15 - ANDERSSON L.G.	Block Shot		3:54			Fast Break	Australia
8:37		13 - UHLEN Per	Defens.Rebound		3:54	23-34		2 Pt. in the paint	6 - GOULD David
8:33			Player OUT	10 - MORRIS Nick	3:54		15 - ANDERSSON L.G. (P2,T13)	Foul	
8:33			Player IN	13 - ANDREWS Troy	3:54			Free Th. Miss	6 - GOULD David
8:24			Foul	11 - HEWSON Gerry (P2,T4)	3:51		10 - BERGLUND Gunnar	Defens.Rebound	
8:14		15 - ANDERSSON L.G.	2 Pt. Miss		3:23		4 - HAIDARI Hussein	3 Pt. Miss	
8:12			Defens.Rebound	5 - SACHS Troy	3:19		10 - BERGLUND Gunnar	Offens.Rebound	
8:05		4 - HAIDARI Hussein (P1,T9)	Foul		3:17		14 - WEGEBORN Stefan	2 Pt. Miss	
8:05			Player OUT	14 - KING Adrian	3:15			Defens.Rebound	6 - GOULD David
8:05			Player IN	7 - BLYTHE Sandy	3:08			2 Pt. Miss	5 - SACHS Troy
8:05			Player OUT	13 - ANDREWS Troy	3:06			Offens.Rebound	6 - GOULD David
8:05			Player IN	4 - PORTER Shane	3:05			2 Pt. Miss	6 - GOULD David
8:05			Free Th. Miss	5 - SACHS Troy	3:05		15 - ANDERSSON L.G.	Defens.Rebound	
8:05	20-25		Free Th. MADE	5 - SACHS Troy	2:36		10 - BERGLUND Gunnar	3 Pt. Miss	
7:44		10 - BERGLUND Gunnar	2 Pt. Miss		2:32			Defens.Rebound	6 - GOULD David
7:41			Defens.Rebound	7 - BLYTHE Sandy	2:24	23-36		2 Pt. in the paint	6 - GOULD David
7:32			2 Pt. Miss	15 - NESS Brad	2:01		10 - BERGLUND Gunnar	2 Pt. Miss	
7:30		15 - ANDERSSON L.G.	Defens.Rebound		1:59			Defens.Rebound	4 - PORTER Shane
7:19		4 - HAIDARI Hussein	2 Pt. Miss		1:39			2 Pt. Miss	6 - GOULD David
7:16			Defens.Rebound	15 - NESS Brad	1:37		4 - HAIDARI Hussein	Player OUT	
7:07		4 - HAIDARI Hussein (P2,T10)	Foul		1:37		9 - WAPNER Christian	Player OUT	
7:07			Player OUT	15 - NESS Brad	1:37		10 - BERGLUND Gunnar	Player OUT	
7:07			Player IN	6 - GOULD David	1:37		6 - FLENSBURG Daniel	Player IN	
7:07			Free Th. Miss	7 - BLYTHE Sandy	1:37		12 - AKERBERG Thomas	Player IN	
7:07			Free Th. Miss	7 - BLYTHE Sandy	1:37		4 - HAIDARI Hussein	Player IN	
7:05			Offens.Rebound	5 - SACHS Troy	1:37		14 - WEGEBORN Stefan	Player OUT	
7:04			2 Pt. Miss	5 - SACHS Troy	1:37		13 - UHLEN Per	Player IN	
6:47			Foul	11 - HEWSON Gerry (P3,T5)	1:28			Time Out	Australia
6:38		15 - ANDERSSON L.G.	2 Pt. Miss		1:24		4 - HAIDARI Hussein	3 Pt. Miss	
6:37			Defens.Rebound	5 - SACHS Troy	1:22		15 - ANDERSSON L.G.	Offens.Rebound	
6:37			Player OUT	11 - HEWSON Gerry	1:18	25-36	4 - HAIDARI Hussein	2 Pt. in the paint	
6:37			Player IN	13 - ANDREWS Troy	1:18			Foul	6 - GOULD David (P3,T9)
6:21		15 - ANDERSSON L.G. (P1,T11)	Foul		1:18	26-36	4 - HAIDARI Hussein	Free Th. MADE	
6:21	20-26		Free Th. MADE	7 - BLYTHE Sandy	1:06	26-38		2 Pt. MADE	7 - BLYTHE Sandy
6:21	20-27		Free Th. MADE	7 - BLYTHE Sandy	0:46		6 - FLENSBURG Daniel	2 Pt. Miss	
6:05			Foul	5 - SACHS Troy (P2,T6)	0:44			Defens.Rebound	5 - SACHS Troy
6:05		13 - UHLEN Per	Free Th. Miss		0:39			Offensive Foul	4 - PORTER Shane (P1,T10)
6:05		13 - UHLEN Per	Free Th. Miss		0:39			Turnover	4 - PORTER Shane
6:02			Defens.Rebound	5 - SACHS Troy	0:32		12 - AKERBERG Thomas	Turnover	
5:56		10 - BERGLUND Gunnar	Steal		0:29			2 Pt. Miss	6 - GOULD David
5:51			Turnover	4 - PORTER Shane	0:26		15 - ANDERSSON L.G.	Defens.Rebound	
5:43	22-27	10 - BERGLUND Gunnar	2 Pt. in the paint		0:02		4 - HAIDARI Hussein	3 Pt. Miss	
5:33	22-29		2 Pt. MADE	5 - SACHS Troy	0:00			Defens.Rebound	4 - PORTER Shane
5:33			Assist	7 - BLYTHE Sandy	SECOND HALF				
5:20		4 - HAIDARI Hussein	Turnover		20:00			Player IN	5 - SACHS Troy
5:06			2 Pt. Miss	6 - GOULD David	20:00			Player IN	7 - BLYTHE Sandy
5:04			Offens.Rebound	6 - GOULD David	20:00			Player IN	10 - MORRIS Nick
5:03			2 Pt. Miss	6 - GOULD David	20:00			Player IN	11 - HEWSON Gerry
5:01			Offens.Rebound	7 - BLYTHE Sandy	20:00			Player IN	15 - NESS Brad
5:00			2 Pt. Miss	7 - BLYTHE Sandy	20:00		7 - GUSTAVSSON Joachim	Player IN	
4:58			Offens.Rebound	5 - SACHS Troy	20:00		10 - BERGLUND Gunnar	Player IN	
4:57			2 Pt. Miss	5 - SACHS Troy	20:00		12 - AKERBERG Thomas	Player IN	

Wheelchair Basketball

Wheelchair Basketball

Wheelchair Basketball

Wheelchair Basketball

Time	Score	Sweden	Action	Australia	Time	Score	Sweden	Action	Australia
		SECOND HALF					SECOND HALF		
20:00		13 - UHLEN Per	Player IN		13:02		13 - UHLEN Per	Player OUT	
20:00		5 - JAMESON Per	Player IN		13:02		14 - WEGEBORN Stefan	Player IN	
19:50	26-40		2 Pt. in the paint	15 - NESS Brad	12:56			2 Pt. Miss	5 - SACHS Troy
19:50			Assist	5 - SACHS Troy	12:53		4 - HAIDARI Hussein	Defens.Rebound	
19:32		13 - UHLEN Per	Turnover		12:27			Foul	10 - MORRIS Nick (P3,T5)
19:28			Fast Break	Australia	12:14		14 - WEGEBORN Stefan	2 Pt. Miss	
19:27	26-42		2 Pt. in the paint	7 - BLYTHE Sandy	12:12			Defens.Rebound	15 - NESS Brad
19:01		7 - GUSTAVSSON Joachim	2 Pt. Miss		11:59			2 Pt. Miss	7 - BLYTHE Sandy
18:58			Defens.Rebound	7 - BLYTHE Sandy	11:57		15 - ANDERSSON L.G.	Defens.Rebound	
18:52			Fast Break	Australia	11:45		9 - WAPNER Christian	2 Pt. Miss	
18:50	26-44		2 Pt. in the paint	15 - NESS Brad	11:43			Defens.Rebound	5 - SACHS Troy
18:50			Assist	7 - BLYTHE Sandy	11:24			Turnover	5 - SACHS Troy
18:23		10 - BERGLUND Gunnar	2 Pt. Miss		11:00		15 - ANDERSSON L.G.	Turnover	
18:22			Defens.Rebound	15 - NESS Brad	10:33		15 - ANDERSSON L.G. (P3,T4)	Foul	
18:22		Sweden	Time Out		10:33			Free Th. Miss	10 - MORRIS Nick
18:03			2 Pt. Miss	10 - MORRIS Nick	10:33			Free Th. Miss	10 - MORRIS Nick
18:00		13 - UHLEN Per	Defens.Rebound		10:33		9 - WAPNER Christian	Player OUT	
17:56		12 - AKERBERG Thomas (P1,T1)	Offensive Foul		10:33		13 - UHLEN Per	Player IN	
17:56		12 - AKERBERG Thomas	Turnover		10:33		14 - WEGEBORN Stefan	Player OUT	
17:41	26-46		2 Pt. MADE	11 - HEWSON Gerry	10:33		11 - KOHLSTROEM Peter	Player IN	
17:20			Steal	15 - NESS Brad	10:33		8 - ABLORH Enoch	Player OUT	
17:17		12 - AKERBERG Thomas	Turnover		10:33		12 - AKERBERG Thomas	Player IN	
17:08	26-48		2 Pt. in the paint	5 - SACHS Troy	10:33		15 - ANDERSSON L.G.	Player OUT	
17:08			Assist	11 - HEWSON Gerry	10:33		10 - BERGLUND Gunnar	Player IN	
17:04		10 - BERGLUND Gunnar	3 Pt. Miss		10:33			Player OUT	11 - HEWSON Gerry
16:50		7 - GUSTAVSSON Joachim	Offens.Rebound		10:33			Player IN	13 - ANDREWS Troy
16:50		7 - GUSTAVSSON Joachim	Turnover		10:33			Player OUT	15 - NESS Brad
16:36	26-50		2 Pt. in the paint	15 - NESS Brad	10:33			Player IN	6 - GOULD David
16:22	29-50	10 - BERGLUND Gunnar	3 Pt. MADE		10:03		4 - HAIDARI Hussein	Steal	
16:22		5 - JAMESON Per	Assist		10:01			Turnover	5 - SACHS Troy
16:06	29-52		2 Pt. MADE	7 - BLYTHE Sandy	9:59		4 - HAIDARI Hussein	Technical Foul	5 - SACHS Troy (P4,T6)
16:06			Assist	11 - HEWSON Gerry	9:59	31-54	4 - HAIDARI Hussein	Free Th. MADE	
15:47		12 - AKERBERG Thomas	2 Pt. Miss		9:59		4 - HAIDARI Hussein	Free Th. Miss	
15:46			Defens.Rebound	15 - NESS Brad	9:57			Defens.Rebound	7 - BLYTHE Sandy
15:42			Offensive Foul	5 - SACHS Troy (P3,T1)	9:51			Turnover	5 - SACHS Troy
15:42			Turnover	5 - SACHS Troy	9:36			Foul	13 - ANDREWS Troy (P1,T7)
15:42		7 - GUSTAVSSON Joachim	Player OUT		9:36	32-54	10 - BERGLUND Gunnar	Free Th. MADE	
15:42		15 - ANDERSSON L.G.	Player IN		9:36	33-54	10 - BERGLUND Gunnar	Free Th. MADE	
15:42		10 - BERGLUND Gunnar	Player OUT		9:31		4 - HAIDARI Hussein (P3,T5)	Foul	
15:42		8 - ABLORH Enoch	Player IN		9:21			Turnover	5 - SACHS Troy
15:29			Foul	11 - HEWSON Gerry (P4,T2)	9:05		13 - UHLEN Per	2 Pt. Miss	
15:18		13 - UHLEN Per	2 Pt. Miss		9:03			Defens.Rebound	5 - SACHS Troy
15:14		12 - AKERBERG Thomas	Offens.Rebound		8:57	33-56		2 Pt. in the paint	6 - GOULD David
15:10			Foul	10 - MORRIS Nick (P2,T3)	8:57		10 - BERGLUND Gunnar (P3,T6)	Foul	
15:10	30-52	13 - UHLEN Per	Free Th. MADE		8:57			Player OUT	13 - ANDREWS Troy
15:10		13 - UHLEN Per	Free Th. Miss		8:57			Player IN	14 - KING Adrian
15:07			Defens.Rebound	15 - NESS Brad	8:57			Player OUT	5 - SACHS Troy
14:57			Turnover	7 - BLYTHE Sandy	8:57			Player IN	8 - GROENEWEGEN Shaun
14:57			Time Out	Australia	8:56			Free Th. Miss	6 - GOULD David
14:57		12 - AKERBERG Thomas	Player OUT		8:50		11 - KOHLSTROEM Peter	Defens.Rebound	
14:57		4 - HAIDARI Hussein	Player IN		8:42		4 - HAIDARI Hussein	Turnover	
14:33			Steal	7 - BLYTHE Sandy	8:41			Turnover	6 - GOULD David
14:33		8 - ABLORH Enoch	Turnover		8:26		4 - HAIDARI Hussein	2 Pt. Miss	
14:21			2 Pt. Miss	15 - NESS Brad	8:22		4 - HAIDARI Hussein	Offens.Rebound	
14:19			Offens.Rebound	15 - NESS Brad	8:13		10 - BERGLUND Gunnar	2 Pt. Miss	
14:19	30-54		Tap MADE	15 - NESS Brad	8:08			Defens.Rebound	7 - BLYTHE Sandy
14:07		4 - HAIDARI Hussein	2 Pt. Miss		8:07			Offensive Foul	8 - GROENEWEGEN Shaun (P1,T8)
14:07			Defens.Rebound	5 - SACHS Troy	8:07			Turnover	8 - GROENEWEGEN Shaun
14:07		13 - UHLEN Per (P3,T2)	Foul		8:07			Time Out	Australia
13:53			Offensive Foul	15 - NESS Brad (P1,T4)	8:02			Foul	14 - KING Adrian (P1,T9)
13:53			Turnover	15 - NESS Brad	8:02		10 - BERGLUND Gunnar	Free Th. Miss	
13:39		5 - JAMESON Per	2 Pt. Miss		8:02	34-56	10 - BERGLUND Gunnar	Free Th. MADE	
13:37			Defens.Rebound	15 - NESS Brad	7:54			Turnover	7 - BLYTHE Sandy
13:26			2 Pt. Miss	7 - BLYTHE Sandy	7:49		10 - BERGLUND Gunnar	3 Pt. Miss	
13:23		15 - ANDERSSON L.G.	Defens.Rebound		7:46		11 - KOHLSTROEM Peter	Offens.Rebound	
13:15		4 - HAIDARI Hussein	Turnover		7:45		11 - KOHLSTROEM Peter	2 Pt. Miss	
13:02		5 - JAMESON Per (P5,T3)	Foul		7:42			Defens.Rebound	6 - GOULD David
13:02		5 - JAMESON Per	Player OUT		7:35	34-58		2 Pt. in the paint	7 - BLYTHE Sandy
13:02		9 - WAPNER Christian	Player IN		7:35			Assist	10 - MORRIS Nick

Wheelchair Basketball

Wheelchair Basketball

Wheelchair Basketball

Wheelchair Basketball

MEN PRELIMINARY GROUP B PLAY BY PLAY



SUN 22 OCT 2000

SYDNEY SUPERDOME

Time	Score	Sweden	Action	Australia	Time	Score	Sweden	Action	Australia
SECOND HALF					SECOND HALF				
7:13			Steal	6 - GOULD David	2:55			2 Pt. Miss	12 - QUINN Brook
7:12		13 - UHLEN Per	Turnover		2:53			Offens.Rebound	8 - GROENEWEGEN Shaun
6:52	34-60		2 Pt. MADE	6 - GOULD David	2:52	44-64		2 Pt. in the paint	8 - GROENEWEGEN Shaun
6:52			Assist	7 - BLYTHE Sandy	2:42		4 - HAIDARI Hussein	3 Pt. Miss	
6:34		Sweden	Fast Break		2:36		10 - BERGLUND Gunnar	Steal	
6:33	36-60	4 - HAIDARI Hussein	2 Pt. in the paint		2:36			Turnover	9 - McFAWN Michael
6:26			Turnover	7 - BLYTHE Sandy	2:32		10 - BERGLUND Gunnar	2 Pt. Miss	
6:26		11 - KOHLSTROEM Peter	Player OUT		2:28		10 - BERGLUND Gunnar	Offens.Rebound	
6:26		6 - FLENSBURG Daniel	Player IN		2:28	46-64	10 - BERGLUND Gunnar	Tap MADE	
6:26		10 - BERGLUND Gunnar	Player OUT		2:16		14 - WEGEBORN Stefan (P2,T10)	Foul	
6:26		8 - ABLORH Enoch	Player IN		2:16	46-65		Free Th. MADE	8 - GROENEWEGEN Shaun
6:14		4 - HAIDARI Hussein	3 Pt. Miss		2:16			Free Th. Miss	8 - GROENEWEGEN Shaun
6:09			Defens.Rebound	6 - GOULD David	2:10		4 - HAIDARI Hussein (P4,T11)	Offensive Foul	
5:52	36-62		2 Pt. in the paint	6 - GOULD David	2:10		4 - HAIDARI Hussein	Turnover	
5:44			Steal	6 - GOULD David	2:05		10 - BERGLUND Gunnar (P4,T12)	Foul	
5:43		12 - AKERBERG Thomas	Turnover		2:05	46-66		Free Th. MADE	8 - GROENEWEGEN Shaun
5:43		12 - AKERBERG Thomas (P2,T7)	Foul		2:05	46-67		Free Th. MADE	8 - GROENEWEGEN Shaun
5:43			Player OUT	7 - BLYTHE Sandy	1:58			Foul	9 - McFAWN Michael (P1,T11)
5:43			Player IN	9 - McFAWN Michael	1:58		10 - BERGLUND Gunnar	Free Th. Miss	
5:43			Player OUT	8 - GROENEWEGEN Shaun	1:58	47-67	10 - BERGLUND Gunnar	Free Th. MADE	
5:43			Player IN	12 - QUINN Brook	1:46			2 Pt. Miss	12 - QUINN Brook
5:33		6 - FLENSBURG Daniel (P1,T8)	Foul		1:44		11 - KOHLSTROEM Peter	Defens.Rebound	
5:33			Free Th. Miss	12 - QUINN Brook	1:44			Foul	8 - GROENEWEGEN Shaun (P2,T12)
5:33			Free Th. Miss	12 - QUINN Brook	1:44	48-67	11 - KOHLSTROEM Peter	Free Th. MADE	
5:18		8 - ABLORH Enoch	2 Pt. Miss		1:44		11 - KOHLSTROEM Peter	Free Th. Miss	
5:14			Defens.Rebound	9 - McFAWN Michael	1:42			Defens.Rebound	12 - QUINN Brook
5:07		4 - HAIDARI Hussein	2 Pt. Miss	6 - GOULD David	1:42		10 - BERGLUND Gunnar (P5,T13)	Foul	
5:06			Defens.Rebound		1:42		10 - BERGLUND Gunnar	Player OUT	
4:58			Foul	12 - QUINN Brook (P1,T10)	1:42		7 - GUSTAVSSON Joachim	Player IN	
4:58		8 - ABLORH Enoch	Player OUT		1:42			Free Th. Miss	12 - QUINN Brook
4:58		10 - BERGLUND Gunnar	Player IN		1:42			Free Th. Miss	12 - QUINN Brook
4:58		12 - AKERBERG Thomas	Player OUT		1:40		11 - KOHLSTROEM Peter	Defens.Rebound	
4:58		11 - KOHLSTROEM Peter	Player IN		1:32		4 - HAIDARI Hussein	3 Pt. Miss	
4:58		13 - UHLEN Per	Player OUT		1:28			Defens.Rebound	12 - QUINN Brook
4:58		14 - WEGEBORN Stefan	Player IN		1:24			Turnover	9 - McFAWN Michael
4:58		10 - BERGLUND Gunnar	Free Th. Miss		1:18	50-67	7 - GUSTAVSSON Joachim	2 Pt. MADE	
4:58	37-62	10 - BERGLUND Gunnar	Free Th. MADE		1:18		4 - HAIDARI Hussein	Assist	
4:49		14 - WEGEBORN Stefan (P1,T9)	Foul		1:05		6 - FLENSBURG Daniel (P2,T14)	Foul	
4:49			Free Th. Miss	14 - KING Adrian	1:05			Free Th. Miss	14 - KING Adrian
4:49			Free Th. Miss	14 - KING Adrian	1:05			Free Th. Miss	14 - KING Adrian
4:47		10 - BERGLUND Gunnar	Defens.Rebound		1:02		7 - GUSTAVSSON Joachim	Defens.Rebound	
4:41	40-62	4 - HAIDARI Hussein	3 Pt. MADE		0:41		14 - WEGEBORN Stefan	2 Pt. Miss	
4:14			2 Pt. Miss	9 - McFAWN Michael	0:30		6 - FLENSBURG Daniel	Steal	
4:11		10 - BERGLUND Gunnar	Defens.Rebound		0:29			Turnover	9 - McFAWN Michael
4:06		Sweden	Fast Break		0:21	52-67	7 - GUSTAVSSON Joachim	2 Pt. in the paint	
4:04	42-62	4 - HAIDARI Hussein	2 Pt. in the paint		0:21		14 - WEGEBORN Stefan	Assist	
4:04		10 - BERGLUND Gunnar	Assist		0:21			Foul	13 - ANDREWS Troy (P2,T13)
3:40			Turnover	10 - MORRIS Nick	0:21		7 - GUSTAVSSON Joachim	Free Th. Miss	
3:40			Time Out	Australia	0:18		6 - FLENSBURG Daniel	Offens.Rebound	
3:40			Player OUT	6 - GOULD David	0:18	54-67	6 - FLENSBURG Daniel	2 Pt. in the paint	
3:40			Player IN	8 - GROENEWEGEN Shaun	0:08			Fast Break	Australia
3:40			Player OUT	10 - MORRIS Nick	0:08	54-69		2 Pt. in the paint	12 - QUINN Brook
3:40			Player IN	13 - ANDREWS Troy	0:08			Assist	8 - GROENEWEGEN Shaun
3:22	44-62	14 - WEGEBORN Stefan	2 Pt. in the paint		0:00		4 - HAIDARI Hussein	3 Pt. Miss	
3:22		10 - BERGLUND Gunnar	Assist		0:00			END OF PERIOD	

Wheelchair Basketball

Wheelchair Basketball

Wheelchair Basketball

Wheelchair Basketball

PRNWB000000D7.00073 00102218:16V020

Match No: 29

SWE 54 vs 69 AUS

Start Time: 16:15

Attendance: 13856

Referees: OTTO Jorg-ulich (GER)
GONZALES Anthony (USA)

SCHOENACKER David (FRA)

Scoring by 5 min intervals:	SWE	AUS	1.HF				2.HF			
			12	16	22	26	30	30	36	54
			12	16	22	26	30	30	36	54
			13	22	29	38	52	54	62	69

Sweden (SWE)

No.	Name	MIN	PTS	Field Goals		2 Points		3 Points		Free Throws		Rebounds			AS	ST	TO	BS	PF
				M/A	%	M/A	%	M/A	%	M/A	%	OR	DR	TOT					
4	Haidari Hussein	25:07	13	5/15	33.3	4/7	57.1	1/8	12.5	2/3	66.7	1	2	3	1	1	4		4
* 5	JAMESON Per	22:02		0/2	0.0	0/2	0.0								1		1		5
6	FLENSBURG Daniel	08:03	2	1/2	50.0	1/2	50.0					1		1		1			2
* 7	GUSTAVSSON Joachim	15:50	8	4/9	44.4	4/9	44.4			0/1	0.0	3	4	7			1		1
8	ABLORH Enoch	06:37		0/1	0.0	0/1	0.0										1		
9	WAPNER Christian	05:48		0/1	0.0	0/1	0.0												
* 10	BERGLUND Gunnar	30:04	20	6/18	33.3	4/13	30.8	2/5	40.0	6/10	60.0	2	5	7	5	2			5
11	KOHLSTROEM Peter	09:05	1	0/1	0.0	0/1	0.0			1/2	50.0	1	3	4					
* 12	AKERBERG Thomas	22:05	2	1/3	33.3	1/3	33.3					1		1			4		2
* 13	UHLIN Per	29:14	5	2/6	33.3	2/6	33.3			1/4	25.0		2	2	2		2		3
14	WEGEBORN Stefan	10:46	2	1/4	25.0	1/4	25.0								1				2
15	ANDERSSON Lars-Gunnar	15:19	1	0/3	0.0	0/3	0.0			1/2	50.0	1	5	6			1	1	3
Team Coach																			
TOTALS			54	20/65	30.8	17/52	32.7	3/13	23.1	11/22	50.0	10	21	31	10	4	14	1	27
Coach		KARLSSON Kjell																	
Assistant Coach		STAVEGREN Joakim																	

Australia (AUS)

No.	Name	MIN	PTS	Field Goals		2 Points		3 Points		Free Throws		Rebounds			AS	ST	TO	BS	PF
				M/A	%	M/A	%	M/A	%	M/A	%	OR	DR	TOT					
4	PORTER Shane	08:05											2	2			2		1
* 5	SACHS Troy	31:03	17	7/13	53.8	7/13	53.8			3/5	60.0	3	9	12	4		6		4
6	GOULD David	14:00	10	5/11	45.5	5/11	45.5			0/2	0.0	2	5	7		2	1		3
* 7	BLYTHE Sandy	32:12	18	7/13	53.8	7/13	53.8			4/8	50.0	3	5	8	3	1	3		
8	GROENEWEGEN Shaun	06:54	5	1/1	100.0	1/1	100.0			3/4	75.0	1		1	1		1		2
9	McFAWN Michael	05:43		0/1	0.0	0/1	0.0						1	1			3		1
* 10	MORRIS Nick	26:34		0/1	0.0	0/1	0.0			0/4	0.0				3		1		3
* 11	HEWSON Gerry	19:53	4	2/3	66.7	2/3	66.7					1		1	4		2		4
12	QUINN Brook	05:43	2	1/3	33.3	1/3	33.3			0/4	0.0		2	2					1
13	ANDREWS Troy	16:31																	2
14	KING Adrian	11:02		0/1	0.0	0/1	0.0			0/4	0.0								1
* 15	NESS Brad	22:20	13	6/12	50.0	6/12	50.0			1/2	50.0	4	13	17	1	1	1		1
Team Coach																			
TOTALS			69	29/59	49.2	29/59	49.2			11/33	33.3	14	37	51	16	4	20		23
Coach		TURNER Bob																	
Assistant Coach		OLIVER Richard																	
		WALKER Michael																	

	SWE	AUS
Points from Turnovers:	17	17
Biggest Lead:	0	26 (60-34)
Second Chance Points:	9	8
Lead Changes:		

	SWE	AUS
Points in the Paint:	26	40
Biggest Scoring Run:	8-0 (44-62)	14-0 (50-26)
Fast Break Points:	6	14
Times Tied:		

Legend:

MIN : Minutes Played **M/A** : Made/Attempts **%** : Shooting Percentage **OR** : Offensive Rebounds
DR : Defensive Rebounds **TOT** : Total Rebounds **AS** : Assist **ST** : Steals
TO : Turnovers **BS** : Blocked Shots **PF** : Fouls **PTS** : Points
HF : Half of Time **OT** : Over Time * : Starting/Initial

PRNWB000000D8.00084A 00102218:18V020

Sweden (SWE)

After 4 Matches

No.	Name	G	MIN	MPG	PTS	PPG	Field Goals		2 Points		3 Points		Free Throws		Rebounds			AS	ST	TO	BS	PF
							M/A	%	M/A	%	M/A	%	M/A	%	OR	DR	TOT					
4	H Aidari Hussein	4	85:00	21:15	36	9.0	12/37	32.4	10/25	40.0	2/12	16.7	10/23	43.5	7	11	18	10	5	13	1	12
5	JAMESON Per	4	87:51	21:57			0/3	0.0	0/3	0.0					2	2	4	2		2		13
6	FLENSBURG Daniel	2	10:00	5:00	2	1.0	1/3	33.3	1/3	33.3					1		1			1		2
7	GUSTAVSSON Joachim	4	54:06	13:31	16	4.0	8/26	30.8	8/26	30.8			0/1	0.0	5	13	18	2	2	4		6
8	ABLORH Enoch	4	40:55	10:13	9	2.3	2/9	22.2	2/8	25.0	0/1	0.0	5/8	62.5	3	4	7	2	1	7		12
9	WAPNER Christian	4	63:02	15:45	2	0.5	1/7	14.3	1/7	14.3					2	2		3	1	1		7
10	BERGLUND Gunnar	4	102:00	25:30	59	14.8	21/55	38.2	18/43	41.9	3/12	25.0	14/23	60.9	9	14	23	10	3	8		11
11	KOHLSTROEM Peter	2	10:24	5:12	1	0.5	0/1	0.0	0/1	0.0			1/2	50.0	1	3	4					
12	AKERBERG Thomas	4	87:50	21:57	14	3.5	4/12	33.3	4/11	36.4	0/1	0.0	6/9	66.7	4	7	11	4	1	8		14
13	UHLEN Per	4	95:41	23:55	17	4.3	7/20	35.0	7/19	36.8	0/1	0.0	3/6	50.0	3	5	8	6		7		10
14	WEGEBORN Stefan	4	69:19	17:19	14	3.5	7/17	41.2	7/17	41.2			0/4	0.0	3	2	5	3	1	4		5
15	ANDERSSON Lars-Gunnar	4	118:52	29:43	36	9.0	15/51	29.4	15/50	30.0	0/1	0.0	6/10	60.0	8	35	43	1	5	8	3	13
Team/Coach																						
TOTALS					206	51.5	78/241	32.4	73/213	34.3	5/28	17.9	45/86	52.3	46	98	144	43	20	62	4	105
OPPONENTS					237	59.3	92/221	41.6	90/210	42.9	2/11	18.2	51/117	43.6	44	120	164	47	18	69	4	94

	SWE	OPPONENTS
Points from Turnovers	56	60
Points in the Paint	90	114
Second Chance Points	32	28
Fast Break Points	22	20

AVERAGES PER GAME

	SWE	OPPONENTS
Total Field Goals Made	19.5	23.0
2 Points Field Goals Made	18.3	22.5
3 Points Field Goals Made	1.3	0.5
Free Throws Made	11.3	12.8
Offensive Rebounds	11.5	11.0
Deffensive Rebounds	24.5	30.0
Total Rebounds	36.0	41.0
Assists	10.8	11.8
Steals	5.0	4.5
Turnovers	15.5	17.3
Blocked Shots	1.0	1.0
Fouls	26.3	23.5
Points from Turnovers	14.0	15.0
Points in the Paint	22.5	28.5
Second Chance Points	8.0	7.0
Fast Break Points	5.5	5.0

Legend:

G : Games Played	MIN : Minutes Played	MPG : Minutes Played per Game	PTS : Points
PPG : Points per Game	M/A : Made/Attempts	% : Shooting Percentage	OR : Offensive Rebounds
DR : Defensive Rebounds	TOT : Total Rebounds	AS : Assists	ST : Steals
TO : Turnovers	BS : Blocked Shots	PF : Fouls	

PRNWB000000D9.00084A 00102218:18V020

Australia (AUS)

After 4 Matches

No.	Name	G	MIN	MPG	PTS	PPG	Field Goals		2 Points		3 Points		Free Throws		Rebounds			AS	ST	TO	BS	PF
							M/A	%	M/A	%	M/A	%	M/A	%	OR	DR	TOT					
4	PORTER Shane	4	49:29	12:22			0/4	0.0	0/4	0.0			0/3	0.0	2	4	6		1	3		3
5	SACHS Troy	4	123:56	30:59	89	22.3	30/58	51.7	29/55	52.7	1/3	33.3	28/42	66.7	9	37	46	18	8	17	2	13
6	GOULD David	4	68:12	17:03	31	7.8	13/34	38.2	13/32	40.6	0/2	0.0	5/13	38.5	6	12	18	6	5	8		13
7	BLYTHE Sandy	4	120:44	30:11	29	7.3	11/24	45.8	11/24	45.8			7/12	58.3	8	13	21	13	4	11		8
8	GROENEWEGEN Shaun	4	24:10	6:02	14	3.5	5/13	38.5	5/8	62.5	0/5	0.0	4/6	66.7	4	5	9	3		1		5
9	McFAWN Michael	3	18:29	6:09	6	2.0	3/11	27.3	3/11	27.3					2	3	5	1		3		4
10	MORRIS Nick	4	93:09	23:17	4	1.0	1/6	16.7	1/6	16.7			2/7	28.6	3	3	6	3		3		13
11	HEWSON Gerry	4	110:43	27:40	18	4.5	9/16	56.3	9/16	56.3					2	2	4	10	1	4		10
12	QUINN Brook	2	15:38	7:49	7	3.5	3/6	50.0	3/6	50.0			1/6	16.7		5	5	2		1		2
13	ANDREWS Troy	4	49:29	12:22	2	0.5	1/3	33.3	1/3	33.3					1	2	3					5
14	KING Adrian	3	35:51	11:57	4	1.3	2/4	50.0	2/4	50.0			0/6	0.0		2	2	1	1			2
15	NESS Brad	4	90:10	22:32	60	15.0	28/51	54.9	28/51	54.9			4/9	44.4	14	38	52	3	2	11	2	10
Team/Coach																						
TOTALS					264	66.0	106/230	46.1	105/220	47.7	1/10	10.0	51/104	49.0	51	126	177	60	22	62	4	88
OPPONENTS					186	46.5	71/224	31.7	66/193	34.2	5/31	16.1	39/94	41.5	38	78	116	34	15	58	3	97

	AUS	OPPONENTS
Points from Turnovers	53	51
Points in the Paint	172	98
Second Chance Points	52	24
Fast Break Points	44	16

AVERAGES PER GAME

	AUS	OPPONENTS
Total Field Goals Made	26.5	17.8
2 Points Field Goals Made	26.3	16.5
3 Points Field Goals Made	0.3	1.3
Free Throws Made	12.8	9.8
Offensive Rebounds	12.8	9.5
Deffensive Rebounds	31.5	19.5
Total Rebounds	44.3	29.0
Assists	15.0	8.5
Steals	5.5	3.8
Turnovers	15.5	14.5
Blocked Shots	1.0	0.8
Fouls	22.0	24.3
Points from Turnovers	13.3	12.8
Points in the Paint	43.0	24.5
Second Chance Points	13.0	6.0
Fast Break Points	11.0	4.0

Legend:

G : Games Played	MIN : Minutes Played	MPG : Minutes Played per Game	PTS : Points
PPG : Points per Game	M/A : Made/Attempts	% : Shooting Percentage	OR : Offensive Rebounds
DR : Defensive Rebounds	TOT : Total Rebounds	AS : Assists	ST : Steals
TO : Turnovers	BS : Blocked Shots	PF : Fouls	

PRNWB000000DA.00073 00102219:41V010

MEN PRELIMINARY GROUP B MATCH RESULTS



SUN 22 OCT 2000

SYDNEY SUPERDOME

Match No: 31

JPN 31 vs 23 KOR

Start Time: 19:00

Attendance:

Referees: GAUTHIER Sebastien (CAN)
JUNGMANN Hans-Dieter (GER)

ARNOLD Sharon (AUS)

FIRST HALF

Scoring by 5 min intervals: **JPN**
KOR

8	16	20	31
7	12	15	23

Japan (JPN)

No.	Name	MIN	PTS	Field Goals		2 Points		3 Points		Free Throws		Rebounds			AS	ST	TO	BS	PF
				M/A	%	M/A	%	M/A	%	M/A	%	OR	DR	TOT					
4	NEGI Shinji																		
5	SHINTANI Hirofumi																		
6	MIYAKE Katsumi	08:32	5	2/4	50.0	1/2	50.0	1/2	50.0							1		1	1
* 7	SASAKI Katsuya	20:00		0/1	0.0	0/1	0.0					1	1	2	1				1
8	KORETOMO Keisuke																		
9	SUGASAWA Takao	03:22	1	0/2	0.0	0/2	0.0			1/2	50.0	1	2	3	1				
* 10	IWANO Hiroshi	20:00	4	2/3	66.7	2/3	66.7											1	3
* 11	JIMBO Yasuhiro	11:28	3	1/4	25.0	1/4	25.0			1/2	50.0	1	3	4	2	1	1		1
12	KYOYA Kazuyuki																		
13	ISHIHARA Masaharu																		
* 14	OSHIMA Tomohiko	20:00	15	7/11	63.6	7/11	63.6			1/1	100.0		6	6			3		1
* 15	OIKAWA Shinpei	16:38	3	1/3	33.3	0/2	0.0	1/1	100.0	0/2	0.0		2	2	3		2	1	3
Team Coach																			
TOTALS			31	13/28	46.4	11/25	44.0	2/3	66.7	3/7	42.9	3	14	17	8	1	7	2	10
Coach	KOTAKI Osamu																		
Assistant Coach	OGAWA Tomoki SAITO Nobuaki																		

Korea (KOR)

No.	Name	MIN	PTS	Field Goals		2 Points		3 Points		Free Throws		Rebounds			AS	ST	TO	BS	PF
				M/A	%	M/A	%	M/A	%	M/A	%	OR	DR	TOT					
* 4	KIM Ho-Yong	14:22	1	0/4	0.0	0/4	0.0			1/2	50.0		3	3					1
5	KIM Jung-Seob	04:40	1	0/3	0.0	0/3	0.0			1/2	50.0								1
* 6	KO Kwang-Yub	11:14	6	3/6	50.0	3/6	50.0												4
7	HAN Jin-Hee	08:46		0/1	0.0	0/1	0.0					1	1	2		1			
* 8	IM Chan-Kuw	20:00	1	0/2	0.0	0/2	0.0			1/2	50.0	1	3	4	2		4		3
9	PARK Sea-Kyun																		
* 10	HAN Sa-Hyun	20:00	6	2/7	28.6	2/7	28.6			2/2	100.0	2	3	5	1		2		
11	KIM Chul-Soo																		
12	KANG Hee-Joon																		
13	YANG Hun-Mo																		
14	KIM Young-Duk	00:58	2	1/1	100.0	1/1	100.0												
* 15	KIM Ji-Nam	20:00	6	2/5	40.0	2/5	40.0			2/3	66.7	2	4	6		1	2		2
Team Coach																			
TOTALS			23	8/29	27.6	8/29	27.6			7/11	63.6	6	14	20	3	2	8		11
Coach	IN-CHUL Shin																		
Assistant Coach																			

	JPN	KOR
Points from Turnovers:	9	6
Biggest Lead:	13 (31-18)	2 (6-4)
Second Chance Points:	1	5
Lead Changes:	2	

	JPN	KOR
Points in the Paint:	14	10
Biggest Scoring Run:	10-1 (31-18)	5-0 (23-31)
Fast Break Points:	4	
Times Tied:	3	

Legend:

MIN : Minutes Played **M/A** : Made/Attempts **%** : Shooting Percentage **OR** : Offensive Rebounds
DR : Defensive Rebounds **TOT** : Total Rebounds **AS** : Assist **ST** : Steals
TO : Turnovers **BS** : Blocked Shots **PF** : Fouls **PTS** : Points
HF : Half of Time **OT** : Over Time * : Starting/Initial

PRNWB000000DB.00069 00102220:38V010

MEN PRELIMINARY GROUP B PLAY BY PLAY



SUN 22 OCT 2000

SYDNEY SUPERDOME

Match No: 31

JPN 64 vs 43 KOR

Start Time: 19:00

Attendance: 1563

Referees: GAUTHIER Sebastien (CAN)
JUNGMANN Hans-Dieter (GER)

ARNOLD Sharon (AUS)

Scoring by 5 min intervals:	JPN KOR	1.HF				2.HF			
		8	16	20	31	36	47	53	64
		7	12	15	23	28	28	36	43

Time	Score	Japan		Action	Korea		Time	Score	Japan		Action	Korea	
		FIRST HALF			FIRST HALF				FIRST HALF				
20:00		7 - SASAKI Katsuya		Player IN			14:39				2 Pt. Miss		5 - KIM Jung-Seob
20:00		10 - IWANO Hiroshi		Player IN			14:36		14 - OSHIMA Tomohiko		Defens.Rebound		
20:00		11 - JIMBO Yasuhiro		Player IN			14:22				Foul		6 - KO Kwang-Yub (P3,T6)
20:00		14 - OSHIMA Tomohiko		Player IN			14:22				Player OUT		6 - KO Kwang-Yub
20:00		15 - OIKAWA Shinpei		Player IN			14:22				Player IN		7 - HAN Jin-Hee
20:00				Player IN		4 - KIM Ho-Yong	14:13	11-7	15 - OIKAWA Shinpei		3 Pt. MADE		
20:00				Player IN		6 - KO Kwang-Yub	13:57		11 - JIMBO Yasuhiro		Steal		
20:00				Player IN		8 - IM Chan-Kuw	13:55				Turnover		10 - HAN Sa-Hyun
20:00				Player IN		10 - HAN Sa-Hyun	13:52		11 - JIMBO Yasuhiro		Turnover		
20:00				Player IN		15 - KIM Ji-Nam	13:29				2 Pt. Miss		8 - IM Chan-Kuw
19:32				2 Pt. Miss		10 - HAN Sa-Hyun	13:26		11 - JIMBO Yasuhiro		Defens.Rebound		
19:29		15 - OIKAWA Shinpei		Defens.Rebound			13:18				Foul		5 - KIM Jung-Seob (P1,T7)
19:17				Foul		15 - KIM Ji-Nam (P1,T1)	13:08	13-7	14 - OSHIMA Tomohiko		2 Pt. MADE		
19:01		11 - JIMBO Yasuhiro		2 Pt. Miss			13:08		11 - JIMBO Yasuhiro		Assist		
19:00				Defens.Rebound		8 - IM Chan-Kuw	12:45				2 Pt. Miss		5 - KIM Jung-Seob
19:00				Turnover		8 - IM Chan-Kuw	12:42		14 - OSHIMA Tomohiko		Defens.Rebound		
18:44	2-0	10 - IWANO Hiroshi		2 Pt. in the paint			12:38				Steal		7 - HAN Jin-Hee
18:32				Offensive Foul		8 - IM Chan-Kuw (P1,T2)	12:36		14 - OSHIMA Tomohiko		Turnover		
18:32				Turnover		8 - IM Chan-Kuw	12:31		10 - IWANO Hiroshi (P1,T3)		Foul		
18:32		11 - JIMBO Yasuhiro		Player OUT			12:31				Time Out		Korea
18:32		6 - MIYAKE Katsumi		Player IN			12:10				2 Pt. Miss		5 - KIM Jung-Seob
18:28				Foul		6 - KO Kwang-Yub (P1,T3)	12:07		15 - OIKAWA Shinpei		Defens.Rebound		
18:20		14 - OSHIMA Tomohiko		Turnover			11:54		14 - OSHIMA Tomohiko		2 Pt. Miss		
18:07	2-2			2 Pt. MADE		6 - KO Kwang-Yub	11:46		14 - OSHIMA Tomohiko		Turnover		
17:49	4-2	10 - IWANO Hiroshi		2 Pt. MADE			11:39	13-9			2 Pt. in the paint		10 - HAN Sa-Hyun
17:49		15 - OIKAWA Shinpei		Assist			11:15		11 - JIMBO Yasuhiro		2 Pt. Miss		
17:32				Fast Break		Korea	11:12				Defens.Rebound		8 - IM Chan-Kuw
17:31	4-4			2 Pt. in the paint		6 - KO Kwang-Yub	10:51				2 Pt. Miss		10 - HAN Sa-Hyun
17:31				Assist		8 - IM Chan-Kuw	10:48				Offens.Rebound		15 - KIM Ji-Nam
17:20		14 - OSHIMA Tomohiko		2 Pt. Miss			10:48	13-11			Tap MADE		15 - KIM Ji-Nam
17:17				Defens.Rebound		15 - KIM Ji-Nam	10:30				Foul		8 - IM Chan-Kuw (P3,T8)
17:07	4-6			2 Pt. MADE		6 - KO Kwang-Yub	10:30	14-11	11 - JIMBO Yasuhiro		Free Th. MADE		
17:07				Assist		8 - IM Chan-Kuw	10:30		11 - JIMBO Yasuhiro		Free Th. Miss		
16:50	6-6	14 - OSHIMA Tomohiko		2 Pt. in the paint			10:29				Defens.Rebound		7 - HAN Jin-Hee
16:50		7 - SASAKI Katsuya		Assist			10:18		15 - OIKAWA Shinpei (P3,T4)		Foul		
16:22		15 - OIKAWA Shinpei (P1,T1)		Foul			10:18		Japan		Time Out		
16:22		6 - MIYAKE Katsumi		Player OUT			10:18				Player OUT		7 - HAN Jin-Hee
16:22		11 - JIMBO Yasuhiro		Player IN			10:18				Player IN		6 - KO Kwang-Yub
16:22				Free Th. Miss		8 - IM Chan-Kuw	10:18				Free Th. Miss		5 - KIM Jung-Seob
16:22	6-7			Free Th. MADE		8 - IM Chan-Kuw	10:18	14-12			Free Th. MADE		5 - KIM Jung-Seob
16:09				Foul		6 - KO Kwang-Yub (P2,T4)	10:18				Player OUT		5 - KIM Jung-Seob
15:53	8-7	11 - JIMBO Yasuhiro		2 Pt. in the paint			10:18				Player IN		4 - KIM Ho-Yong
15:35				2 Pt. Miss		4 - KIM Ho-Yong	10:03	16-12	14 - OSHIMA Tomohiko		2 Pt. in the paint		
15:33		7 - SASAKI Katsuya		Defens.Rebound			10:03		11 - JIMBO Yasuhiro		Assist		
15:28				Foul		8 - IM Chan-Kuw (P2,T5)	9:34				2 Pt. Miss		6 - KO Kwang-Yub
15:28		15 - OIKAWA Shinpei		Free Th. Miss			9:33		11 - JIMBO Yasuhiro		Defens.Rebound		
15:28		15 - OIKAWA Shinpei		Free Th. Miss			9:14		15 - OIKAWA Shinpei		2 Pt. Miss		
15:26		11 - JIMBO Yasuhiro		Offens.Rebound			9:03				Defens.Rebound		10 - HAN Sa-Hyun
15:26		11 - JIMBO Yasuhiro		2 Pt. Miss			8:46				2 Pt. Miss		6 - KO Kwang-Yub
15:21				Defens.Rebound		10 - HAN Sa-Hyun	8:43		15 - OIKAWA Shinpei		Block Shot		
15:13				2 Pt. Miss		10 - HAN Sa-Hyun	8:42				Offens.Rebound		15 - KIM Ji-Nam
15:09		14 - OSHIMA Tomohiko		Defens.Rebound			8:42				2 Pt. Miss		15 - KIM Ji-Nam
15:00		7 - SASAKI Katsuya		2 Pt. Miss			8:40		11 - JIMBO Yasuhiro		Defens.Rebound		
14:58				Defens.Rebound		15 - KIM Ji-Nam	8:17		15 - OIKAWA Shinpei		2 Pt. Miss		
14:58		15 - OIKAWA Shinpei (P2,T2)		Foul			8:15				Defens.Rebound		15 - KIM Ji-Nam
14:58				Player OUT		4 - KIM Ho-Yong	8:15				Turnover		15 - KIM Ji-Nam
14:58				Player IN		5 - KIM Jung-Seob	8:06	18-12	14 - OSHIMA Tomohiko		2 Pt. MADE		

Wheelchair Basketball

MEN

PRELIMINARY GROUP B

PLAY BY PLAY



SUN 22 OCT 2000

SYDNEY SUPERDOME

Time	Score	Japan	Action	Korea	Time	Score	Japan	Action	Korea
FIRST HALF					FIRST HALF				
8:06			Fast Break	Korea	1:58		15 - OIKAWA Shinpei	Assist	
7:45	18-14		2 Pt. in the paint	15 - KIM Ji-Nam	1:32			2 Pt. Miss	15 - KIM Ji-Nam
7:45			Assist	10 - HAN Sa-Hyun	1:28			Offens.Rebound	10 - HAN Sa-Hyun
7:45		11 - JIMBO Yasuhiro (P1,T5)	Foul		1:28	31-20		Tap MADE	10 - HAN Sa-Hyun
7:45	18-15		Free Th. MADE	15 - KIM Ji-Nam	1:13		14 - OSHIMA Tomohiko	2 Pt. Miss	
7:40		15 - OIKAWA Shinpei	Turnover		1:10			Defens.Rebound	4 - KIM Ho-Yong
7:27			2 Pt. Miss	4 - KIM Ho-Yong	1:03			2 Pt. Miss	7 - HAN Jin-Hee
7:25		14 - OSHIMA Tomohiko	Defens.Rebound		0:59			Offens.Rebound	10 - HAN Sa-Hyun
7:08			Steal	15 - KIM Ji-Nam	0:58		6 - MIYAKE Katsumi (P1,T10)	Foul	
7:07		15 - OIKAWA Shinpei	Turnover		0:58			Player OUT	4 - KIM Ho-Yong
6:41			2 Pt. Miss	10 - HAN Sa-Hyun	0:58			Player IN	14 - KIM Young-Duk
6:37		14 - OSHIMA Tomohiko	Defens.Rebound		0:58			Free Th. Miss	15 - KIM Ji-Nam
6:22		15 - OIKAWA Shinpei	Player OUT		0:58	31-21		Free Th. MADE	15 - KIM Ji-Nam
6:22		6 - MIYAKE Katsumi	Player IN		0:50		6 - MIYAKE Katsumi	Turnover	
6:22		11 - JIMBO Yasuhiro	Player OUT		0:36	31-23		2 Pt. MADE	14 - KIM Young-Duk
6:22		9 - SUGASAWA Takao	Player IN		0:10		6 - MIYAKE Katsumi	3 Pt. Miss	
6:10	20-15		2 Pt. in the paint		0:06			Defens.Rebound	10 - HAN Sa-Hyun
6:10		9 - SUGASAWA Takao	Assist		0:00			Turnover	8 - IM Chan-Kuw
5:50		10 - IWANO Hiroshi (P2,T6)	Foul		SECOND HALF				
5:40			2 Pt. Miss	8 - IM Chan-Kuw	20:00			Player IN	7 - HAN Jin-Hee
5:40		10 - IWANO Hiroshi	Block Shot		20:00			Player IN	8 - IM Chan-Kuw
5:30			2 Pt. Miss	15 - KIM Ji-Nam	20:00			Player IN	10 - HAN Sa-Hyun
5:27			Offens.Rebound	8 - IM Chan-Kuw	20:00			Player IN	14 - KIM Young-Duk
5:19			2 Pt. Miss	6 - KO Kwang-Yub	20:00			Player IN	15 - KIM Ji-Nam
5:17		9 - SUGASAWA Takao	Defens.Rebound		20:00		7 - SASAKI Katsuya	Player IN	
5:07		9 - SUGASAWA Takao	2 Pt. Miss		20:00		10 - IWANO Hiroshi	Player IN	
5:05			Defens.Rebound	15 - KIM Ji-Nam	20:00		11 - JIMBO Yasuhiro	Player IN	
4:57			2 Pt. Miss	4 - KIM Ho-Yong	20:00		14 - OSHIMA Tomohiko	Player IN	
4:55		9 - SUGASAWA Takao	Defens.Rebound		20:00		15 - OIKAWA Shinpei	Player IN	
4:47		6 - MIYAKE Katsumi	2 Pt. Miss		19:42			Turnover	7 - HAN Jin-Hee
4:46		7 - SASAKI Katsuya	Offens.Rebound		19:37			Foul	10 - HAN Sa-Hyun (P1,T1)
4:43		14 - OSHIMA Tomohiko	2 Pt. Miss		19:25			Steal	8 - IM Chan-Kuw
4:42		9 - SUGASAWA Takao	Offens.Rebound		19:23		7 - SASAKI Katsuya	Turnover	
4:42			Foul	6 - KO Kwang-Yub (P4,T9)	19:23			Offensive Foul	8 - IM Chan-Kuw (P4,T2)
4:42			Player OUT	6 - KO Kwang-Yub	19:23			Turnover	8 - IM Chan-Kuw
4:42			Player IN	7 - HAN Jin-Hee	19:07			Foul	14 - KIM Young-Duk (P1,T3)
4:42	21-15	9 - SUGASAWA Takao	Free Th. MADE		19:07			Player OUT	8 - IM Chan-Kuw
4:42		9 - SUGASAWA Takao	Free Th. Miss		19:07			Player IN	13 - YANG Hun-Mo
4:39			Defens.Rebound	4 - KIM Ho-Yong	19:07		11 - JIMBO Yasuhiro	Free Th. Miss	
4:38		7 - SASAKI Katsuya (P1,T7)	Foul		19:07		11 - JIMBO Yasuhiro	Free Th. Miss	
4:22		14 - OSHIMA Tomohiko (P1,T8)	Foul		19:04			Defens.Rebound	14 - KIM Young-Duk
4:22	21-16		Free Th. MADE	10 - HAN Sa-Hyun	19:02			Turnover	7 - HAN Jin-Hee
4:22	21-17		Free Th. MADE	10 - HAN Sa-Hyun	19:02		10 - IWANO Hiroshi	Turnover	
4:11		9 - SUGASAWA Takao	2 Pt. Miss		19:02			Player OUT	14 - KIM Young-Duk
4:07			Defens.Rebound	4 - KIM Ho-Yong	19:02			Player IN	4 - KIM Ho-Yong
3:59			2 Pt. Miss	10 - HAN Sa-Hyun	18:43			Turnover	10 - HAN Sa-Hyun
3:57		14 - OSHIMA Tomohiko	Defens.Rebound		18:26		7 - SASAKI Katsuya	2 Pt. Miss	
3:42	23-17	14 - OSHIMA Tomohiko	2 Pt. MADE		18:25			Defens.Rebound	15 - KIM Ji-Nam
3:28			Turnover	8 - IM Chan-Kuw	18:16			Turnover	7 - HAN Jin-Hee
3:28			Time Out	Korea	17:58	33-23	14 - OSHIMA Tomohiko	2 Pt. in the paint	
3:17		10 - IWANO Hiroshi	2 Pt. Miss		17:58		15 - OIKAWA Shinpei	Assist	
3:14			Defens.Rebound	8 - IM Chan-Kuw	17:58			Fast Break	Korea
3:14		10 - IWANO Hiroshi (P3,T9)	Foul		17:30	33-25		2 Pt. in the paint	7 - HAN Jin-Hee
3:14			Free Th. Miss	4 - KIM Ho-Yong	17:11		11 - JIMBO Yasuhiro	Player OUT	
3:14	23-18		Free Th. MADE	4 - KIM Ho-Yong	17:11		6 - MIYAKE Katsumi	Player IN	
3:00	25-18	14 - OSHIMA Tomohiko	2 Pt. in the paint		17:11			Player OUT	7 - HAN Jin-Hee
3:00		6 - MIYAKE Katsumi	Assist		17:11			Player IN	6 - KO Kwang-Yub
3:00			Foul	4 - KIM Ho-Yong (P1,T10)	16:56		6 - MIYAKE Katsumi	2 Pt. Miss	
3:00		9 - SUGASAWA Takao	Player OUT		16:54			Defens.Rebound	4 - KIM Ho-Yong
3:00		15 - OIKAWA Shinpei	Player IN		16:44			2 Pt. Miss	4 - KIM Ho-Yong
3:00	26-18	14 - OSHIMA Tomohiko	Free Th. MADE		16:39		15 - OIKAWA Shinpei	Defens.Rebound	
2:44			2 Pt. Miss	4 - KIM Ho-Yong	16:34			Foul	13 - YANG Hun-Mo (P1,T4)
2:42			Offens.Rebound	7 - HAN Jin-Hee	16:28	35-25	15 - OIKAWA Shinpei	2 Pt. in the paint	
2:37			Turnover	10 - HAN Sa-Hyun	16:28			Foul	4 - KIM Ho-Yong (P2,T5)
2:17	28-18	6 - MIYAKE Katsumi	2 Pt. in the paint		16:28		10 - IWANO Hiroshi	Player OUT	
2:17		15 - OIKAWA Shinpei	Assist		16:28		12 - KYOYA Kazuyuki	Player IN	
2:07			Offensive Foul	15 - KIM Ji-Nam (P2,T11)	16:28	36-25	15 - OIKAWA Shinpei	Free Th. MADE	
2:07			Turnover	15 - KIM Ji-Nam	16:22			Turnover	10 - HAN Sa-Hyun
1:58	31-18	6 - MIYAKE Katsumi	3 Pt. MADE		16:14		7 - SASAKI Katsuya	2 Pt. Miss	

Wheelchair Basketball

Wheelchair Basketball

Wheelchair Basketball

Wheelchair Basketball

Time	Score	Japan	Action	Korea	Time	Score	Japan	Action	Korea
SECOND HALF					SECOND HALF				
16:14		14 - OSHIMA Tomohiko (P2,T1)	Technical Foul		9:19		4 - NEGI Shinji	2 Pt. Miss	
16:14	36-26		Free Th. MADE	10 - HAN Sa-Hyun	9:17		6 - MIYAKE Katsumi	Offens.Rebound	
16:14			Free Th. Miss	10 - HAN Sa-Hyun	9:17		6 - MIYAKE Katsumi	2 Pt. Miss	
16:11			Offens.Rebound	4 - KIM Ho-Yong	9:15			Defens.Rebound	8 - IM Chan-Kuw
16:11	36-28		Tap MADE	4 - KIM Ho-Yong	9:05			2 Pt. Miss	14 - KIM Young-Duk
15:57			Foul	6 - KO Kwang-Yub (P5,T6)	9:02		6 - MIYAKE Katsumi	Defens.Rebound	
15:57			Player OUT	6 - KO Kwang-Yub	8:50		4 - NEGI Shinji	2 Pt. Miss	
15:57			Player IN	7 - HAN Jin-Hee	8:48			Defens.Rebound	5 - KIM Jung-Seob
15:49		6 - MIYAKE Katsumi	3 Pt. Miss		8:41			2 Pt. Miss	4 - KIM Ho-Yong
15:25		15 - OIKAWA Shinpei (P4,T2)	Foul		8:37			Offens.Rebound	14 - KIM Young-Duk
15:22			2 Pt. Miss	10 - HAN Sa-Hyun	8:21	47-31		2 Pt. in the paint	4 - KIM Ho-Yong
15:20		14 - OSHIMA Tomohiko	Defens.Rebound		8:21			Assist	5 - KIM Jung-Seob
15:16			Steal	7 - HAN Jin-Hee	7:57		4 - NEGI Shinji	2 Pt. Miss	
15:13		14 - OSHIMA Tomohiko	Turnover		7:55		6 - MIYAKE Katsumi	Offens.Rebound	
14:56			Turnover	10 - HAN Sa-Hyun	7:55		6 - MIYAKE Katsumi	2 Pt. Miss	
14:56		7 - SASAKI Katsuya	Player OUT		7:52			Defens.Rebound	8 - IM Chan-Kuw
14:56		4 - NEGI Shinji	Player IN		7:46			Turnover	4 - KIM Ho-Yong
14:56		15 - OIKAWA Shinpei	Player OUT		7:46		Japan	Time Out	
14:56		5 - SHINTANI Hirofumi	Player IN		7:46			Player OUT	4 - KIM Ho-Yong
14:44	38-28	6 - MIYAKE Katsumi	2 Pt. in the paint		7:46			Player IN	7 - HAN Jin-Hee
14:27		5 - SHINTANI Hirofumi	Steal		7:46			Player OUT	14 - KIM Young-Duk
14:26			Turnover	7 - HAN Jin-Hee	7:46			Player IN	15 - KIM Ji-Nam
14:20		6 - MIYAKE Katsumi (P2,T3)	Offensive Foul		7:35		14 - OSHIMA Tomohiko	2 Pt. Miss	
14:20		6 - MIYAKE Katsumi	Turnover		7:32		14 - OSHIMA Tomohiko	Offens.Rebound	
14:08			2 Pt. Miss	13 - YANG Hun-Mo	7:30	49-31	5 - SHINTANI Hirofumi	2 Pt. in the paint	
14:06		6 - MIYAKE Katsumi	Defens.Rebound		7:30		14 - OSHIMA Tomohiko	Assist	
13:53		Japan	Fast Break		6:55			Turnover	8 - IM Chan-Kuw
13:51	40-28	6 - MIYAKE Katsumi	2 Pt. in the paint		6:41		5 - SHINTANI Hirofumi	2 Pt. Miss	
13:51		12 - KYOYA Kazuyuki	Assist		6:38			Defens.Rebound	15 - KIM Ji-Nam
13:39			2 Pt. Miss	13 - YANG Hun-Mo	6:29			Fast Break	Korea
13:34		4 - NEGI Shinji	Defens.Rebound		6:27	49-33		2 Pt. in the paint	5 - KIM Jung-Seob
13:21	42-28	14 - OSHIMA Tomohiko	2 Pt. in the paint		6:27			Assist	7 - HAN Jin-Hee
13:21			Foul	13 - YANG Hun-Mo (P2,T7)	6:05	51-33	14 - OSHIMA Tomohiko	2 Pt. in the paint	
13:21			Player OUT	13 - YANG Hun-Mo	5:48			Turnover	15 - KIM Ji-Nam
13:21			Player IN	8 - IM Chan-Kuw	5:33	53-33	5 - SHINTANI Hirofumi	2 Pt. in the paint	
13:21	43-28	14 - OSHIMA Tomohiko	Free Th. MADE		5:33		6 - MIYAKE Katsumi	Assist	
12:59		12 - KYOYA Kazuyuki (P1,T4)	Foul		5:02	53-36		3 Pt. MADE	5 - KIM Jung-Seob
12:45			2 Pt. Miss	8 - IM Chan-Kuw	4:42		Japan	Fast Break	
12:45		5 - SHINTANI Hirofumi	Block Shot		4:42	55-36	6 - MIYAKE Katsumi	2 Pt. in the paint	
12:28			2 Pt. Miss	10 - HAN Sa-Hyun	4:42		5 - SHINTANI Hirofumi	Assist	
12:25		6 - MIYAKE Katsumi	Defens.Rebound		4:29			Turnover	15 - KIM Ji-Nam
12:19		Japan	Fast Break		4:24			Foul	10 - HAN Sa-Hyun (P2,T8)
12:18	45-28	4 - NEGI Shinji	2 Pt. in the paint		4:24			Time Out	Korea
12:18		14 - OSHIMA Tomohiko	Assist		4:24	56-36	14 - OSHIMA Tomohiko	Free Th. MADE	
11:57			2 Pt. Miss	4 - KIM Ho-Yong	4:24	57-36	14 - OSHIMA Tomohiko	Free Th. MADE	
11:53			Offens.Rebound	7 - HAN Jin-Hee	4:24		14 - OSHIMA Tomohiko	Player OUT	
11:47			2 Pt. Miss	10 - HAN Sa-Hyun	4:24		11 - JIMBO Yasuhiro	Player IN	
11:44			Offens.Rebound	7 - HAN Jin-Hee	4:24		12 - KYOYA Kazuyuki	Player OUT	
11:27			2 Pt. Miss	7 - HAN Jin-Hee	4:24		7 - SASAKI Katsuya	Player IN	
11:24		4 - NEGI Shinji	Defens.Rebound		4:08			3 Pt. Miss	5 - KIM Jung-Seob
11:24			Time Out	Korea	4:06		11 - JIMBO Yasuhiro	Defens.Rebound	
11:24			Player OUT	7 - HAN Jin-Hee	4:02		Japan	Fast Break	
11:24			Player OUT	15 - KIM Ji-Nam	4:02	59-36	4 - NEGI Shinji	2 Pt. in the paint	
11:24			Player IN	14 - KIM Young-Duk	4:02		11 - JIMBO Yasuhiro	Assist	
11:24			Player IN	5 - KIM Jung-Seob	4:02			Time Out	Korea
11:12	47-28	6 - MIYAKE Katsumi	2 Pt. in the paint		4:02		5 - SHINTANI Hirofumi	Player OUT	
10:52			2 Pt. Miss	14 - KIM Young-Duk	4:02		13 - ISHIHARA Masaharu	Player IN	
10:50		5 - SHINTANI Hirofumi	Defens.Rebound		3:56		4 - NEGI Shinji (P2,T7)	Foul	
10:27		5 - SHINTANI Hirofumi	2 Pt. Miss		3:49			3 Pt. Miss	5 - KIM Jung-Seob
10:25			Defens.Rebound	14 - KIM Young-Duk	3:45		11 - JIMBO Yasuhiro	Defens.Rebound	
10:24		4 - NEGI Shinji (P1,T5)	Foul		3:42		11 - JIMBO Yasuhiro	Turnover	
10:16			Turnover	8 - IM Chan-Kuw	3:21		6 - MIYAKE Katsumi	Steal	
9:46		5 - SHINTANI Hirofumi	2 Pt. Miss		3:20			Turnover	5 - KIM Jung-Seob
9:44			Defens.Rebound	4 - KIM Ho-Yong	3:07		13 - ISHIHARA Masaharu	2 Pt. Miss	
9:32			2 Pt. Miss	10 - HAN Sa-Hyun	3:04			Foul	5 - KIM Jung-Seob (P2,T9)
9:31			Offens.Rebound	14 - KIM Young-Duk	3:04			Player OUT	5 - KIM Jung-Seob
9:31		5 - SHINTANI Hirofumi (P1,T6)	Foul		3:04			Player IN	4 - KIM Ho-Yong
9:31			Free Th. Miss	14 - KIM Young-Duk	3:04		13 - ISHIHARA Masaharu	Free Th. Miss	
9:31	47-29		Free Th. MADE	14 - KIM Young-Duk	3:04	60-36	13 - ISHIHARA Masaharu	Free Th. MADE	

Wheelchair Basketball

Wheelchair Basketball

Wheelchair Basketball

Wheelchair Basketball

Time	Score	Japan	Action	Korea	Time	Score	Japan	Action	Korea
SECOND HALF					SECOND HALF				
2:52		11 - JIMBO Yasuhiro (P2,T8)	Foul		1:27			Free Th. Miss	7 - HAN Jin-Hee
2:52			Free Th. Miss	4 - KIM Ho-Yong	1:27			Free Th. Miss	7 - HAN Jin-Hee
2:52	60-37		Free Th. MADE	4 - KIM Ho-Yong	1:25			Offens.Rebound	4 - KIM Ho-Yong
2:47		Japan	Time Out		1:25	62-41		Tap MADE	4 - KIM Ho-Yong
2:38		13 - ISHIHARA Masaharu	2 Pt. Miss		1:15			Steal	15 - KIM Ji-Nam
2:35		13 - ISHIHARA Masaharu	Offens.Rebound		1:13		6 - MIYAKE Katsumi	Turnover	
2:35	62-37	13 - ISHIHARA Masaharu	Tap MADE		1:11	62-43		2 Pt. in the paint	15 - KIM Ji-Nam
2:16			2 Pt. Miss	4 - KIM Ho-Yong	1:00			Foul	15 - KIM Ji-Nam (P3,T10)
2:13			Offens.Rebound	15 - KIM Ji-Nam	1:00		13 - ISHIHARA Masaharu	Free Th. Miss	
2:13	62-39		Tap MADE	15 - KIM Ji-Nam	1:00		13 - ISHIHARA Masaharu	Free Th. Miss	
2:13		11 - JIMBO Yasuhiro (P3,T9)	Foul		0:56		7 - SASAKI Katsuya	Offens.Rebound	
2:13			Free Th. Miss	15 - KIM Ji-Nam	0:48	64-43	11 - JIMBO Yasuhiro	2 Pt. in the paint	
2:10		11 - JIMBO Yasuhiro	Defens.Rebound		0:48		6 - MIYAKE Katsumi	Assist	
2:05			Steal	15 - KIM Ji-Nam	0:29			2 Pt. Miss	8 - IM Chan-Kuw
2:03		4 - NEGI Shinji	Turnover		0:18		13 - ISHIHARA Masaharu	Turnover	
2:01			2 Pt. Miss	15 - KIM Ji-Nam	0:18		Japan	Time Out	
2:00		11 - JIMBO Yasuhiro	Defens.Rebound		0:18			Player OUT	4 - KIM Ho-Yong
1:37		13 - ISHIHARA Masaharu	2 Pt. Miss		0:18			Player IN	5 - KIM Jung-Seob
1:33			Defens.Rebound	4 - KIM Ho-Yong	0:01			2 Pt. Miss	15 - KIM Ji-Nam
1:27		6 - MIYAKE Katsumi (P3,T10)	Foul		0:00			END of PERIOD	

Wheelchair Basketball

Wheelchair Basketball

Wheelchair Basketball

Wheelchair Basketball

PRNWB000000DC.00053 00102220:22V020

Australia (AUS)

No	Name	Class Points	Date of Birth	Club	Int'l. Matches Played
4	PORTER Shane	1.0	1 JAN 1979	Thunder, Adelaide, Australia	20
5	SACHS Troy (C)	4.5	3 DEC 1975	Razorbacks, West Sydney, Australia	185
6	GOULD David	4.5	19 APR 1965	Thunder, Adelaide, Australia	285
7	BLYTHE Sandy (C)	2.5	24 FEB 1962	Rangers, Dandenong, Australia	220
8	GROENEWEGEN Shaun	4.0	16 SEP 1982	Rangers, Dandenong, Australia	20
9	McFAWN Michael	3.0	12 FEB 1953	Pacers, Melbourne, Australia	190
10	MORRIS Nick	1.0	16 AUG 1971	Rangers, Dandenong, Australia	109
11	HEWSON Gerry	1.5	5 JUN 1958	Comets, Sydney, Australia	225
12	QUINN Brook	3.5	31 MAY 1973	Rangers, Dandenong, Australia	43
13	ANDREWS Troy	1.5	1 DEC 1961	Thunder, Adelaide, Australia	218
14	KING Adrian	2.0	25 NOV 1971	Spartans, Brisbane, Australia	20
15	NESS Brad	4.5	24 NOV 1974	Rangers, Dandenong, Australia	20
Team Average					129.6
Coach	TURNER Bob				
Assistant Coach	OLIVER Richard				
Assistant Coach	WALKER Michael				

Wheelchair Basketball

Wheelchair Basketball

Wheelchair Basketball

Wheelchair Basketball

Note: Int'l. matches played as of 17th October 2000

Legend:
(C) : Captain

Canada (CAN)

No	Name	Class Points	Date of Birth	Club	Int'l. Matches Played
4	DUREPOS Dave (C)	3.5	14 JUL 1968	New Brunswick Prov., Fredricton, CAN	23
5	HENDERSON Roy	2.0	14 OCT 1955	Spitfires, Toronto, Canada	50
6	TREUER James	4.5	16 SEP 1971	Douglas College, Vancouver, Canada	18
7	DENNIS Jeff	4.0	15 OCT 1973	London Flyers, Ontario, Canada	15
8	JOHNSON Joey	4.5	26 JUL 1975	Manitoba Provincial, Winnipeg, CAN	18
9	NORTON Ross	2.0	20 APR 1973	Northern Lights, Edmonton, Canada	8
10	HALL Ken	2.0	31 AUG 1970	Douglas College, Vancouver, Canada	18
11	BORISOFF Jaimie (C)	1.0	20 JUN 1970	Douglas College, Vancouver, Canada	15
12	ANDERSON Patrick	4.5	22 AUG 1979	Spinners, Kitchener, Canada	14
13	STOUTENBURG Chris	1.0	13 SEP 1977	Vipers, Burlington, Canada	0
14	GAERTNER Travis	3.0	16 JAN 1980	Manitoba Provincial, Winnipeg, CAN	14
15	PETER Richard	2.5	10 SEP 1972	Douglas College, Vancouver, Canada	35
Team Average					19.0
Coach	FROGLEY Michael				
Assistant Coach	BOWES Paul				
Assistant Coach	TONELLO Jerry				

Wheelchair Basketball

Wheelchair Basketball

Wheelchair Basketball

Wheelchair Basketball

Note: Int'l. matches played as of 17th October 2000

Legend:
(C) : Captain

France (FRA)

No	Name	Class Points	Date of Birth	Club	Int'l. Matches Played
4	SALLEM Riadh	1.0	6 SEP 1970	CA SAAA, Paris, France	73
5	ABOUKIR Jean-Denis	2.5	19 JAN 1966	Corbeil, France	113
6	LIBMAN Bertrand	3.0	20 OCT 1971	A.S.CO. Mulhouse, France	56
7	COURNEIL Jerome	2.0	23 JUN 1976	Toulouse, France	13
8	BOUSTILA Ouahid	4.0	7 SEP 1966	Hyeres, France	65
9	FAHRASMANE Mario (C)	4.0	28 OCT 1967	CS Meaux, France	100
10	GUYOT Frederic	2.0	11 APR 1975	Meylan, France	30
11	THEREZO Jose	4.5	26 OCT 1964	Auxerre, France	58
12	HAMELIN David	2.5	12 SEP 1980	ASHP Berck, France	16
13	DIXNEUF Lionel	3.0	6 MAR 1975	Angers, France	24
14	BAYE Philippe	4.5	17 MAY 1960	CS Meaux, France	137
15	LAFFONT Jean Pascal	1.0	28 AUG 1972	CS Meaux, France	32
Team Average					59.8
Coach	SORIANO Jean-Paul				
Assistant Coach	SCHOENACKER Maurice				
Assistant Coach					

Wheelchair Basketball

Wheelchair Basketball

Wheelchair Basketball

Wheelchair Basketball

Note: Int'l. matches played as of 17th October 2000

Legend:
(C) : Captain

Great Britain (GBR)

No	Name	Class Points	Date of Birth	Club	Int'l. Matches Played
4	CAINE Steve	2.0	19 FEB 1965	Steelers, Sheffield, England	180
5	THOMAS Sinclair	3.0	26 NOV 1968	Aces, Milton-Keynes, England	15
6	HAYES Kevin	1.0	9 SEP 1963	Steelers, Sheffield, England	35
7	BYWATER Terry	4.5	28 FEB 1983	Lions, Teeside, England	15
8	MUNN Simon (C)	4.0	31 JAN 1968	Owls, Oldham, England	150
9	POLLOCK Jonathan	2.5	11 MAY 1977	Owls, Oldham, England	25
10	ADEPITAN Ade	2.5	27 MAR 1973	Force, London, England	25
11	JOHNSON Dan	2.5	5 JAN 1964	Owls, Oldham, England	180
12	BLAKE Andrew	2.5	18 APR 1972	Aces, Milton-Keynes, England	35
13	HOWLEY Fred	4.0	17 JUN 1971	RGK, Cannock, England	0
14	PRICE Colin	2.5	14 MAY 1964	Steelers, Sheffield, England	180
15	BRAMLEY David	4.0	28 NOV 1968	Steelers, Sheffield, England	160
Team Average					83.3
Coach	TITMUSS David				
Assistant Coach	SMITH Nigel				
Assistant Coach	TOLFREY Vicky				

Wheelchair Basketball

Wheelchair Basketball

Wheelchair Basketball

Wheelchair Basketball

Note: Int'l. matches played as of 17th October 2000

Legend:
(C) : Captain

Germany (GER)

No	Name	Class Points	Date of Birth	Club	Int'l. Matches Played
4	SCHWARZ Ralf	4.5	18 JAN 1973	SG, Heidelberg-Kirchheim, Germany	12
5	HUEBNER Lars	1.5	12 SEP 1965	ASV, Bonn, Germany	80
6	SNIEGOCKI Markus	2.0	27 JAN 1971	RSV, Lahn-Dill, Germany	40
7	FISCHER Thomas	1.5	2 FEB 1967	AS, Zwickau, Germany	105
8	WIMMERS Guido (C)	4.5	3 SEP 1972	ASV, Bonn, Germany	184
9	HABERKORN Markus	3.0	6 MAY 1974	USC, Munich, Germany	17
10	LEONHARDT Joerg	1.0	18 MAY 1965	ASV, Bonn, Germany	157
11	OTTO Martin	4.5	8 OCT 1962	ASV, Bonn, Germany	40
12	THALHEIM Dirk	2.0	13 AUG 1971	ASV, Bonn, Germany	105
13	CHRISTINK Lars	2.0	14 JUL 1972	AS, Zwickau, Germany	87
14	COSKUN Ahmet	4.0	11 MAR 1975	RSC, Hamburg, Germany	77
15	KOEHLER Dirk	4.0	29 OCT 1967	RSV, Lahn-Dill, Germany	105
Team Average					84.1
Coach	ROEMER Gerd				
Assistant Coach					
Assistant Coach					

Wheelchair Basketball

Wheelchair Basketball

Wheelchair Basketball

Wheelchair Basketball

Note: Int'l. matches played as of 17th October 2000

Legend:
(C) : Captain

Japan (JPN)

No	Name	Class Points	Date of Birth	Club	Int'l. Matches Played
4	NEGI Shinji (C)	2.0	28 SEP 1964	Deer, Nara, Japan	
5	SHINTANI Hirofumi	4.0	17 JUL 1962	Victory, Koube, Japan	
6	MIYAKE Katsumi	3.0	4 FEB 1971	World, Aichi, Japan	
7	SASAKI Katsuya	1.5	24 JAN 1973	Kawasaki, WBC, Japan	
8	KORETOMO Keisuke	3.0	13 OCT 1970	Meiwa BBC, Kobe, Japan	
9	SUGASAWA Takao	4.5	24 SEP 1973	Lions, Saitama, Japan	
10	IWANO Hiroshi	1.0	7 JUN 1964	Hawks, Chiba, Japan	
11	JIMBO Yasuhiro	3.0	16 JUN 1970	Storm, Birmingham, United States	
12	KYOYA Kazuyuki	1.0	13 AUG 1971	Hawks, Chiba, Japan	
13	ISHIHARA Masaharu	4.5	28 JUN 1972	Cools, Tokyo, Japan	
14	OSHIMA Tomohiko	4.0	20 MAR 1971	World, Aichi, Japan	
15	DIKAWA Shinpei	4.5	20 APR 1971	Hawks, Chiba, Japan	
Team Average					0.0
Coach	KOTAKI Osamu				
Assistant Coach	OGAWA Tomoki				
Assistant Coach	SAITO Nobuaki				

Wheelchair Basketball

Wheelchair Basketball

Wheelchair Basketball

Wheelchair Basketball

Note: Int'l. matches played as of 17th October 2000

Legend:
(C) : Captain

Korea (KOR)

No	Name	Class Points	Date of Birth	Club	Int'l. Matches Played
4	KIM Ho-Yong	3.0	3 MAR 1972	Daegu City Hall, Korea	5
5	KIM Jung-Seob	3.0	5 JUN 1971	Leecome Medical, Korea	7
6	KO Kwang-Yub	2.0	25 NOV 1972	Longeviti, Korea	4
7	HAN Jin-Hee	2.0	24 DEC 1966	Daegu City Hall, Korea	1
8	IM Chan-Kuw (C)	2.5	12 MAR 1966	Leecome Medical, Korea	9
9	PARK Sea-Kyun	1.5	1 JUN 1971	Leecome Medical, Korea	3
10	HAN Sa-Hyun	2.5	20 NOV 1968	Surebaqui, Korea	9
11	KIM Chul-Soo	4.5	12 JAN 1976	Daejon, Korea	2
12	KANG Hee-Joon	4.0	24 MAR 1975	Holt, Korea	3
13	YANG Hun-Mo	2.5	28 JUN 1972	Daejon, Korea	0
14	KIM Young-Duk	3.0	12 FEB 1967	Daejon, Korea	6
15	KIM Ji-Nam	4.0	1 DEC 1976	Cheju, Korea	2
Team Average					4.3
Coach	IN-CHUL Shin				
Assistant Coach					
Assistant Coach					

Wheelchair Basketball

Wheelchair Basketball

Wheelchair Basketball

Wheelchair Basketball

Note: Int'l. matches played as of 17th October 2000

Legend:
(C) : Captain

Mexico (MEX)

No	Name	Class Points	Date of Birth	Club	Int'l. Matches Played
4	SALVADOR Pedro	1.0	28 JAN 1967	Prode, Mexico City, Mexico	30
5	QUEVEDO Sergio	1.0	25 SEP 1978	D/F, Mexico City, Mexico	7
6	LARRAGA Pablo	4.0	19 JAN 1959	Prode, Mexico City, Mexico	100
7	ISAIAS Armando	1.0	22 JUN 1963	IMSS, Mexico City, Mexico	30
8	BLANCAS Luis	3.0	12 SEP 1977	Prode, Mexico City, Mexico	9
9	PULIDO Jose	2.5	4 JUN 1958	Jalisco, Guadalajara, Mexico	26
10	OLIVAS Julio Cesar	2.0	20 NOV 1973	Jalisco, Guadalajara, Mexico	7
11	MAGANA Rigoberto	2.5	17 AUG 1962	Prode, Mexico City, Mexico	120
12	HERNANDEZ Gilberto	4.0	19 MAY 1964	Prode, Mexico City, Mexico	140
13	DURAN Mauro	3.0	17 OCT 1964	EDO. Deo Mexico, Mexico	60
14	ORTEGA Raul (C)	3.5	22 MAR 1971	Jalisco, Guadalajara, Mexico	70
15	ZAVALA Salvador	4.0	23 DEC 1972	IMSS, Mexico City, Mexico	30
Team Average					52.4
Coach	LOPEZ NINO Alejandro				
Assistant Coach	DAVILA Aaron				
Assistant Coach	DURAND Sergio				

Wheelchair Basketball

Wheelchair Basketball

Wheelchair Basketball

Wheelchair Basketball

Note: Int'l. matches played as of 17th October 2000

Legend:
(C) : Captain

Netherlands (NED)

No	Name	Class Points	Date of Birth	Club	Int'l. Matches Played
4	OOSTERBOSCH Mario	4.0	23 FEB 1978	Antilope, Utrecht, Netherlands	
5	DETTMER Ruud	1.0	8 MAR 1970	Arrows, Rotterdam, Netherlands	
6	de ROOIJ Anton	1.0	27 SEP 1967	Tigers, Oosterhout, Netherlands	
7	JEBARI Mustafa	3.0	19 MAY 1973	Tigers, Oosterhout, Netherlands	
8	van GENT Arie	1.0	7 JAN 1969	Tigers, Oosterhout, Netherlands	
9	de GOEDE Frank	2.0	2 MAY 1972	Antilope, Utrecht, Netherlands	
10	van der LINDEN Gert Jan (C)	4.0	4 NOV 1966	Tigers, Oosterhout, Netherlands	
11	't LAM Wim	4.0	1 OCT 1970	Tigers, Oosterhout, Netherlands	
12	JANSENS Koen	4.0	5 OCT 1973	Comets, Sydney, Australia	
13	MARTENS Rene	1.5	24 FEB 1969	Tigers, Oosterhout, Netherlands	
14	van de BUNTE Kees	4.0	7 JUN 1967	Devedo, Ermelo, Netherlands	
15	van der WERF Kornelis	4.0	21 OCT 1968	Arrows, Rotterdam, Netherlands	
Team Average					0.0
Coach	VERHEUVEL Rob				
Assistant Coach	VERGOOSSEN Luc				
Assistant Coach					

Wheelchair Basketball

Wheelchair Basketball

Wheelchair Basketball

Wheelchair Basketball

Note: Int'l. matches played as of 17th October 2000

Legend:
(C) : Captain

South Africa (RSA)

No	Name	Class Points	Date of Birth	Club	Int'l. Matches Played
4	HARTNICK Shaun (C)	1.0	21 NOV 1973	Warriors, Cape Town, South Africa	10
5	OHN Aye Htun	2.0	17 OCT 1976	Blades, Pretoria, South Africa	2
6	FLEISER Leon	1.5	31 MAY 1970	Eagles, Johannesburg, South Africa	10
7	WILLIAMS Ralph	2.0	17 DEC 1969	Saints, Cape Town, South Africa	18
8	PAPENFUS Marius	2.5	10 OCT 1977	Blades, Pretoria, South Africa	2
9	WESSELS Duggie	2.5	20 JUL 1968	Blades, Pretoria, South Africa	20
10	DESCHGER Kobus	2.5	10 FEB 1971	Blades, Pretoria, South Africa	25
11	HOUSTON James	3.0	8 SEP 1968	Warriors, Cape Town, South Africa	18
12	MANYANA Buntu	3.5	20 AUG 1975	Lions, Klerksdorp, South Africa	10
13	WAITES Grant	4.0	13 MAR 1973	Eagles, Johannesburg, South Africa	2
14	NORTJE Richard	4.5	27 OCT 1980	Eagles, Johannesburg, South Africa	10
15	VICTOR Joppie	4.5	23 APR 1974	Pumas, Pretoria, South Africa	30
Team Average					13.1
Coach	MOORGAS Shawn				
Assistant Coach	MOORGAS Craig				
Assistant Coach	MOKONE Simon				

Wheelchair Basketball

Wheelchair Basketball

Wheelchair Basketball

Wheelchair Basketball

Note: Int'l. matches played as of 17th October 2000

Legend:
(C) : Captain

Sweden (SWE)

No	Name	Class Points	Date of Birth	Club	Int'l. Matches Played
4	Haidari Hussein	3.0	20 DEC 1978	Sassari, Italy	66
5	JAMESON Per	1.5	5 MAR 1962	Jets, Linkoping, Sweden	99
6	FLENSBURG Daniel	2.5	1 SEP 1971	FIFH, Sweden	23
7	GUSTAVSSON Joachim	4.0	9 DEC 1971	Norrbacka, Sweden	70
8	ABLORH Enoch	4.0	28 APR 1972	U of T, Texas, United States	120
9	WAPNER Christian	1.0	16 APR 1963	FIFH, Sweden	89
10	BERGLUND Gunnar	4.0	4 NOV 1952	Padova, Italy	352
11	KOHLSTROEM Peter	2.5	21 MAY 1975	Sassari, Italy	30
12	AKERBERG Thomas	3.0	15 JUN 1968	Jets, Linkoping, Sweden	130
13	UHLEN Per	1.5	5 JUL 1969	Norrbacka, Sweden	62
14	WEGEBORN Stefan	2.0	14 SEP 1965	Norrbacka, Sweden	88
15	ANDERSSON Lars-Gunnar (C)	4.0	19 JUL 1957	Napoli, Italy	252
Team Average					115.1
Coach	KARLSSON Kjell				
Assistant Coach	STAVEGREN Joakim				
Assistant Coach					

Wheelchair Basketball

Wheelchair Basketball

Wheelchair Basketball

Wheelchair Basketball

Note: Int'l. matches played as of 17th October 2000

Legend:
(C) : Captain

United States of America (USA)

No	Name	Class Points	Date of Birth	Club	Int'l. Matches Played
4	BARBER Eric	1.0	7 DEC 1970	Wisc., Whitewater, United States	14
5	JUETTE Melvin Sean	2.0	18 MAY 1969	Wisc., Whitewater, United States	28
6	TEW Steve	4.0	27 SEP 1978	Un. Texas, Arlington, United States	7
7	GILL JR Chuck	3.5	28 DEC 1963	Warriors, Oakland, United States	28
8	HERNANDEZ William	2.5	17 JUL 1970	Mavericks, Dallas, United States	7
9	WALLER William Henry	3.0	5 OCT 1973	Univ. Illinois, United States	14
10	SCHLAPPI Mike Palmer	1.5	14 DEC 1962	Jazz, Utah, United States	63
11	SCHULTE Paul	3.0	5 MAR 1979	Un. Texas, Arlington, United States	14
12	KILEY David Paul (C)	3.0	30 APR 1953	Carolina, United States	96
13	BELL Curtis	4.5	25 JUL 1953	Condors, Casa Colina, United States	63
14	JOHNSON Larry	2.5	6 DEC 1963	Warriors, Oakland, United States	60
15	GLASBRENNER Jeffrey James	4.5	20 JAN 1973	Wisc., Whitewater, United States	14
Team Average					34.0
Coach	BYRNES Dan				
Assistant Coach	BURNS Frank				
Assistant Coach	PHILLIPS Mo				

Wheelchair Basketball

Wheelchair Basketball

Wheelchair Basketball

Wheelchair Basketball

Note: Int'l. matches played as of 17th October 2000

Legend:
(C) : Captain

Australia (AUS)

No	Name	Class Points	Date of Birth	Club	Int'l. Matches Played
4	ADAMS Julianne	2.0	11 JUL 1966	Rangers, Dandenong, Australia	45
5	MOSELY Alison	4.5	17 AUG 1972	Spartans, Brisbane, Australia	40
6	DUNN Mellissa	4.5	21 MAY 1976	Spartans, Brisbane, Australia	36
7	FARRELL Karen	1.0	24 APR 1962	Hornets, Sydney, Australia	40
8	ROMEO Nadya	1.0	1 JUN 1971	Spartans, Brisbane, Australia	35
9	TESCH Liesl	4.5	17 MAY 1969	Hornets, Sydney, Australia	70
10	SLANN Sharon	2.5	16 FEB 1966		68
11	RITCHIE Donna (C)	1.5	28 DEC 1963	Comets, Sydney, Australia	73
12	CARTER Amanda	2.0	16 JUL 1964	Pacers, Whittlesea, Australia	66
13	O'NION Lisa	3.0	5 JUN 1967	Bears, North Sydney, Australia	73
14	COGHLAN Paula	4.5	14 OCT 1965	Rangers, Dandenong, Australia	66
15	WEBB Jane	3.0	19 JUN 1972	Razorbacks, West Sydney, Australia	70
Team Average					56.8
Coach	CORR Peter				
Assistant Coach	BEVERIDGE Rob				
Assistant Coach	YORK Tracy				

Wheelchair Basketball

Wheelchair Basketball

Wheelchair Basketball

Wheelchair Basketball

Note: Int'l. matches played as of 17th October 2000

Legend:
(C) : Captain

Canada (CAN)

No	Name	Class Points	Date of Birth	Club	Int'l. Matches Played
4	KREMPIEN Jennifer	1.0	19 FEB 1975	Aurora Lights, Edmonton, Canada	29
5	ABBOTT Marni	1.0	10 NOV 1965	Breakers, Vancouver, Canada	34
6	OHAMA Kendra	2.5	1 JUN 1965	R.M. Rollers, Calgary, Canada	34
7	PETERS Marnie	2.0	31 DEC 1970	Jazz, Ottawa, Canada	8
8	DEL COLLE Renee	4.5	15 MAY 1968	R.M. Rollers, Calgary, Canada	24
9	BENOIT Chantal	4.0	1 OCT 1960	Jazz, Ottawa, Canada	44
10	STILWELL Michelle	1.0	4 JUL 1974	R.M. Rollers, Calgary, Canada	5
11	PETTINICCHI Sabrina	2.0	9 AUG 1972	Zodiaks, Montreal, Canada	18
12	FERGUSON Tracey	3.0	7 SEP 1974	Rebels, Toronto, Canada	30
13	RADKE Lori	4.5	27 FEB 1966	R.M. Rollers, Calgary, Canada	24
14	KUTROWSKI Linda (C)	2.0	20 JUN 1958	Jazz, Ottawa, Canada	44
15	KELLY Jo	2.5	23 JUN 1964	R.M. Rollers, Calgary, Canada	13
Team Average					25.6
Coach	FRICK Tim				
Assistant Coach	BURLEIGH Jo-Anne				
Assistant Coach	MASH-HADLOW Charlene				

Wheelchair Basketball

Wheelchair Basketball

Wheelchair Basketball

Wheelchair Basketball

Note: Int'l. matches played as of 17th October 2000

Legend:
(C) : Captain

Great Britain (GBR)

No	Name	Class Points	Date of Birth	Club	Int'l. Matches Played
4	O'DRISCOLL Bernadette	1.0	14 APR 1968	Steelers, Sheffield, England	20
5	BURRETT Sarah	2.5	25 APR 1984	Force, London, England	0
6	STRANGE Clare	1.5	18 SEP 1979	Aces, Milton-Keynes, England	10
7	LARGEN Georgina	3.0	13 AUG 1967	Force, London, England	15
8	WILD Ann (C)	2.5	11 APR 1973	Force, London, England	60
9	RIDLEY Jenny	1.5	4 NOV 1983	Lions, Teeside, England	10
10	BAILLIE Sarah	3.5	3 AUG 1968	Owls, Oldham, England	30
11	FOX Jill	2.0	11 MAR 1970	Steelers, Sheffield, England	40
12	JACKSON Anna	4.5	2 MAR 1972	Rockets, Chester, England	10
13	SMALL Kristina	4.5	19 DEC 1973	Sabers, Sussex, England	0
14	VANDERSTEEN Nicola	4.5	28 NOV 1959	Poineers, Northampton, England	0
15	MacLEAN Caroline	2.0	19 APR 1975	Braves, Suffolk, England	15
Team Average					17.5
Coach	HUDSON Paul				
Assistant Coach	TARKENTER Malcolm				
Assistant Coach	PAWSON Sue				

Wheelchair Basketball

Wheelchair Basketball

Wheelchair Basketball

Wheelchair Basketball

Note: Int'l. matches played as of 17th October 2000

Legend:
(C) : Captain

Germany (GER)

No	Name	Class Points	Date of Birth	Club	Int'l. Matches Played
4	DUNSTHEIMER Birgit	3.0	14 SEP 1977	RSV, Lahn-Dill, Germany	71
5	DEZTUERK Cemile	3.0	18 JUN 1971	USC, Munich, Germany	9
6	NGUYEN-THI Nu (C)	3.5	14 JAN 1972	BSG, Duisburg, Germany	78
7	KIRSTE Heidi	1.5	27 FEB 1966	RSC, Hamburg, Germany	135
8	JANUSCH Anja	3.0	21 AUG 1971	BSV, Kaufbeuren, Germany	83
9	SEIFERT Nicole	2.0	2 SEP 1974	RSC, Hamburg, Germany	76
10	THAMM Susanne	4.5	23 FEB 1966	RSC, Hamburg, Germany	17
11	SCHRATZ Nora	2.5	1 JUL 1979	RSV, Lahn-Dill, Germany	6
12	KLEIN Verena	1.0	23 OCT 1964	RSC, Hamburg, Germany	9
13	BLEIFUSS Silke	4.5	9 JUN 1976	SGK, Heidelberg, Germany	10
14	WESEMUELLER Heike	4.5	11 MAR 1969	RSC, Hamburg, Germany	5
15	ROEMELT Susanne	2.5	10 JUN 1961	SGK, Heidelberg, Germany	14
Team Average					42.8
Coach	RICHARZ Peter				
Assistant Coach	SCHRECK Andrea				
Assistant Coach					

Wheelchair Basketball

Wheelchair Basketball

Wheelchair Basketball

Wheelchair Basketball

Note: Int'l. matches played as of 17th October 2000

Legend:
(C) : Captain

Japan (JPN)

No	Name	Class Points	Date of Birth	Club	Int'l. Matches Played
4	TSUKAMOTO Kyoko (C)	2.5	6 AUG 1959	Elfins, Saitama, Japan	12
5	YASHIMA Kyoko	1.0	26 FEB 1967	Dolphins, Kyushu, Japan	5
6	UEMURA Chika	3.5	27 FEB 1966	Elfins, Saitama, Japan	10
7	SAKO Junko	1.0	16 AUG 1962	Elfins, Saitama, Japan	10
8	HORIKAWA Sayuri	2.0	19 FEB 1963	Dolphins, Kyushu, Japan	11
9	TAKABAYASHI Mika	2.0	26 JUN 1971	Cats, Nagoya, Japan	7
10	KAWAKAMI Rie	1.0	8 APR 1971	Elfins, Saitama, Japan	3
11	MASHIKO Megumi	3.5	2 JUL 1970	Wings, Yokohama, Japan	7
12	TOMORI Hiromi	4.5	15 MAR 1970	Dolphins, Kyushu, Japan	6
13	HIROMICHI Naoko	4.5	30 MAY 1968	Dolphins, Kyushu, Japan	3
14	SOEDA Tomoe	3.5	9 JAN 1975	Wings, Yokohama, Japan	4
15	MINAMIKAWA Sachiko	2.0	13 JUL 1964	Dolphins, Kyushu, Japan	9
Team Average					7.3
Coach	MIKAMI Shinji				
Assistant Coach	SAKANO Haruo				
Assistant Coach	SAITO Nobuaki				

Wheelchair Basketball

Wheelchair Basketball

Wheelchair Basketball

Wheelchair Basketball

Note: Int'l. matches played as of 17th October 2000

Legend:
(C) : Captain

Mexico (MEX)

No	Name	Class Points	Date of Birth	Club	Int'l. Matches Played
4	VAZQUEZ Cecilia	2.5	18 DEC 1965	Prode, Mexico City, Mexico	25
5	LOPEZ Alma	1.0	4 OCT 1966	D/F, Mexico City, Mexico	23
6	VAZQUEZ Teresita (C)	2.0	6 OCT 1961	Prode, Mexico City, Mexico	50
7	MONTANO Ma. Carmen	4.0	26 AUG 1970	D/F, Mexico City, Mexico	15
8	PENALOZA Leticia	4.0	3 APR 1959	Prode, Mexico City, Mexico	35
9	VAZQUEZ DELGADILLO Lucia	4.0	20 DEC 1965	UNAM, Mexico City, Mexico	35
10	CAMARA Rosa	3.0	25 SEP 1965	Prode, Mexico City, Mexico	50
11	MIRANDA Claudia	3.0	27 MAY 1978	D/F, Mexico City, Mexico	28
12	FONSECA Olga	3.0	14 JUN 1968	Guanajuato, Guanajuato, Mexico	15
13	SOTO Juana	4.0	13 MAY 1958	Prode, Mexico City, Mexico	50
14	HERLINDA Rosa	2.0	18 FEB 1965	D/F, Mexico City, Mexico	25
15	GARCIA Wendy	1.5	7 OCT 1980	UNAM, Mexico City, Mexico	16
Team Average					30.6
Coach	VERGARA Eii				
Assistant Coach	LARRAGA Pablo				
Assistant Coach	DURAND Sergio				

Wheelchair Basketball

Wheelchair Basketball

Wheelchair Basketball

Wheelchair Basketball

Note: Int'l. matches played as of 17th October 2000

Legend:
(C) : Captain

Netherlands (NED)

No	Name	Class Points	Date of Birth	Club	Int'l. Matches Played
4	JANSEN Jennette	3.5	17 APR 1968	Antilope, Utrecht, Netherlands	
5	GRIFFIOEN Jiske	3.5	17 APR 1985	Antilope, Utrecht, Netherlands	
6	IBRAHIMI Achoucha	1.5	1 JUL 1969	Aalsmeer, Netherlands	
7	SANDERS Erna	1.0	31 AUG 1963	Hengelo, Netherlands	
8	TIGGELMAN Inge	4.5	18 NOV 1967	Antilope, Utrecht, Netherlands	
9	van der LAAN Guda (C)	2.0	3 APR 1958	Arrows, Rotterdam, Netherlands	
10	MOS Jose	1.5	24 FEB 1965	Arrows, Rotterdam, Netherlands	
11	KORVER Cher	2.5	11 AUG 1976	Devedo, Ermelo, Netherlands	
12	WEVERS Miranda	3.0	30 MAY 1972	Flames, Netherlands	
13	van VEGGEL Jeanine	4.5	27 SEP 1967	Aomtics, Brussels	
14	GARNIER Petra	4.5	5 NOV 1970	Hengelo, Netherlands	
15	van LEEUWEN Evelyn	3.5	15 MAY 1972	CP Mijeba, Spain	
Team Average					0.0
Coach	KLERKS Ben				
Assistant Coach	MAKKENZE Henk				
Assistant Coach	SCHEPERS Simone				

Wheelchair Basketball

Wheelchair Basketball

Wheelchair Basketball

Wheelchair Basketball

Note: Int'l. matches played as of 17th October 2000

Legend:
(C) : Captain

United States of America (USA)

No	Name	Class Points	Date of Birth	Club	Int'l. Matches Played
4	STUMP Jana Ashley	1.5	11 FEB 1975	Magic, Orlando, United States	5
5	CISNEROS Patricia	2.0	12 NOV 1977	Ric Express, Chicago, United States	4
6	RODRIGUEZ Alma	3.0	6 SEP 1967	Sparks, Los Angeles, United States	14
7	THOMPSON Ann Walters	1.0	19 MAY 1969	Storm, Connecticut, United States	13
8	HOWITT Jennifer	1.0	7 FEB 1982	Meteorites, Oakland, United States	4
9	BRANDENBURG Teresa	1.5	9 FEB 1975	U of I, Illinois, United States	8
10	TANBERG Bobbi	4.5	26 FEB 1969	Condors, Casa Colina, United States	8
11	NIBLEY Miriam	2.0	15 JUL 1977	U of I, Illinois, United States	9
12	RIPP Christina	2.5	31 JUL 1980	U of I, Illinois, United States	13
13	JOHNSON Josie (C)	4.5	31 JUL 1974	Magic, Omaha, United States	23
14	CRAWFORD Janna Lynnette	4.5	18 NOV 1974	U of I, Illinois, United States	4
15	VERST Amy	4.5	9 MAY 1968	Sparks, Los Angeles, United States	0
Team Average					8.8
Coach	BRASILE Frank				
Assistant Coach	LYKINS Ron				
Assistant Coach	CHYNOWETH Tracy				

Wheelchair Basketball

Wheelchair Basketball

Wheelchair Basketball

Wheelchair Basketball

Note: Int'l. matches played as of 17th October 2000

Legend:
(C) : Captain

PRNWB000000DD.00051 00102220:24V020

Match No: 34

AUS vs USA

Start Time: 21:00

Referees: ESHENKO Vladimer (CAN)
VLUG Theodoros (NED)

TSOUNTSOURAS Spiridon (GRE)

Australia (AUS)

No.	Name	Class Points	Age	PPG	FG%	3FG%	FT%	RPG	APG	MPG	
4	ADAMS Julianne	2.0	34	3.0	30.0			3.0	3.0	23:49	
5	MOSELY Alison	4.5	28	5.0	22.7		0.0	2.5	1.5	18:50	
6	DUNN Mellissa	4.5	24	4.0	33.3		100.0	2.5		6:54	
7	FARRELL Karen	1.0	38	0.5	0.0		50.0			15:23	
8	ROMEO Nadya	1.0	29					0.5		12:37	
9	TESCH Liesl	4.5	31	11.0	29.6	0.0	75.0	8.5	3.0	31:18	
10	SLANN Sharon	2.5	34	3.5	37.5		50.0	2.5	1.5	15:07	
11	RITCHIE Donna (C)	1.5	36	1.0	25.0			2.0		15:56	
12	CARTER Amanda	2.0	36	9.5	45.0		25.0	5.0	1.5	29:10	
13	O'NION Lisa	3.0	33	1.0	25.0					8:48	
14	COGHLAN Paula	4.5	35	1.0	11.1			3.5		9:34	
15	WEBB Jane	3.0	28	1.0	20.0			3.5	2.5	12:30	
TEAM			32.2	40.5	29.3	0.0	61.9	33.5	13.0		
Coach	CORR Peter										
Assistant Coach	BEVERIDGE Rob					YORK Tracy					

AUS Played		
PR	NED	38-26
PR	GBR	43-12

United States of America (USA)

No.	Name	Class Points	Age	PPG	FG%	3FG%	FT%	RPG	APG	MPG	
4	STUMP Jana Ashley	1.5	25	1.0	14.3			1.5	1.5	15:46	
5	CISNEROS Patricia	2.0	22		0.0		0.0	2.0		10:43	
6	RODRIGUEZ Alma	3.0	33	3.0	50.0		0.0	2.0	0.5	11:26	
7	THOMPSON Ann Walters	1.0	31	1.0	11.1			1.0		19:13	
8	HOWITT Jennifer	1.0	18					2.0		14:17	
9	BRANDENBURG Teresa	1.5	25	1.0	11.1			1.5	1.5	22:08	
10	TANBERG Bobbi	4.5	31	3.0	100.0		50.0			12:51	
11	NIBLEY Miriam	2.0	23	1.0	20.0			4.0	0.5	14:21	
12	RIPP Christina	2.5	20	8.5	19.2	12.5	50.0	5.5	2.5	27:04	
13	JOHNSON Josie (C)	4.5	26	11.5	35.7	33.3	50.0	9.5	2.0	23:09	
14	CRAWFORD Janna Lynnette	4.5	25	6.0	31.3		33.3	9.0	1.0	23:35	
15	VERST Amy	4.5	32	7.5	38.9	0.0	33.3	5.0	0.5	18:58	
TEAM			25.9	42.0	27.1	16.7	38.7	42.0	10.0		
Coach	BRASILE Frank										
Assistant Coach	LYKINS Ron					CHYNOWETH Tracy					

USA Played		
PR	GBR	58-30
PR	NED	26-45

Legend:

(C) : Captain PR : Preliminary Round QF : Quarterfinal SF : Semi-final
 PPG : Points Per Game RPG : Rebounds per Game APG : Assists per Game MPG : Minutes Played per Game
 FT% : Free Throws % FG% : Field Goals % 3FG% : 3 Points Field Goals %

PRNWB000000DE.00073 00102220:38V020

MEN PRELIMINARY GROUP B MATCH RESULTS



SUN 22 OCT 2000

SYDNEY SUPERDOME

Match No: 31

JPN 64 vs 43 KOR

Start Time: 19:00

Attendance: 1563

Referees: GAUTHIER Sebastien (CAN)
JUNGMANN Hans-Dieter (GER)

ARNOLD Sharon (AUS)

Scoring by 5 min intervals:		1.HF				2.HF			
JPN	KOR	8	16	20	31	36	47	53	64
JPN	KOR	7	12	15	23	28	28	36	43

Japan (JPN)

No.	Name	MIN	PTS	Field Goals		2 Points		3 Points		Free Throws		Rebounds			AS	ST	TO	BS	PF
				M/A	%	M/A	%	M/A	%	M/A	%	OR	DR	TOT					
4	NEGI Shinji	14:56	4	2/5	40.0	2/5	40.0					2	2			1		2	
5	SHINTANI Hirofumi	10:54	4	2/5	40.0	2/5	40.0					1	1	1	1		1	1	
6	MIYAKE Katsumi	25:43	13	6/12	50.0	5/9	55.6	1/3	33.3			2	3	5	3	1	3	3	
* 7	SASAKI Katsuya	29:28		0/3	0.0	0/3	0.0					2	1	3	1		1	1	
8	KORETOMO Keisuke																		
9	SUGASAWA Takao	03:22	1	0/2	0.0	0/2	0.0			1/2	50.0	1	2	3	1				
* 10	IWANO Hiroshi	23:32	4	2/3	66.7	2/3	66.7									1	1	3	
* 11	JIMBO Yasuhiro	18:41	5	2/5	40.0	2/5	40.0			1/4	25.0	1	7	8	3	1	2	3	
12	KYOYA Kazuyuki	12:04													1			1	
13	ISHIHARA Masaharu	04:02	3	1/4	25.0	1/4	25.0			1/4	25.0	1		1		1			
* 14	OSHIMA Tomohiko	35:36	24	10/15	66.7	10/15	66.7			4/4	100.0	1	7	8	2	4		2	
* 15	OIKAWA Shinpei	21:42	6	2/4	50.0	1/3	33.3	1/1	100.0	1/3	33.3		3	3	4	2	1	4	
Team Coach																			
TOTALS			64	27/58	46.6	25/54	46.3	2/4	50.0	8/17	47.1	8	26	34	16	3	15	3	20
Coach		KOTAKI Osamu																	
Assistant Coach		OGAWA Tomoki						SAITO Nobuaki											

Korea (KOR)

No.	Name	MIN	PTS	Field Goals		2 Points		3 Points		Free Throws		Rebounds			AS	ST	TO	BS	PF
				M/A	%	M/A	%	M/A	%	M/A	%	OR	DR	TOT					
* 4	KIM Ho-Yong	28:24	8	3/11	27.3	3/11	27.3			2/4	50.0	2	6	8		1		2	
5	KIM Jung-Seob	13:18	6	2/7	28.6	1/4	25.0	1/3	33.3	1/2	50.0		1	1	1		1	2	
* 6	KO Kwang-Yub	12:28	6	3/6	50.0	3/6	50.0											5	
7	HAN Jin-Hee	23:54	2	1/3	33.3	1/3	33.3			0/2	0.0	3	1	4	1	2	4		
* 8	IM Chan-Kuw	34:14	1	0/4	0.0	0/4	0.0			1/2	50.0	1	5	6	2	1	7	4	
9	PARK Sea-Kyun																		
* 10	HAN Sa-Hyun	40:00	7	2/11	18.2	2/11	18.2			3/4	75.0	2	3	5	1		5	2	
11	KIM Chul-Soo																		
12	KANG Hee-Joon																		
13	YANG Hun-Mo	05:46		0/2	0.0	0/2	0.0											2	
14	KIM Young-Duk	05:34	3	1/3	33.3	1/3	33.3			1/2	50.0	2	2	4				1	
* 15	KIM Ji-Nam	36:22	10	4/9	44.4	4/9	44.4			2/4	50.0	3	6	9		3	4	3	
Team Coach																			
TOTALS			43	16/56	28.6	15/53	28.3	1/3	33.3	10/20	50.0	13	24	37	5	6	22		21
Coach		IN-CHUL Shin																	
Assistant Coach																			

	JPN	KOR
Points from Turnovers:	20	8
Biggest Lead:	25 (62-37)	2 (6-4)
Second Chance Points:	7	14
Lead Changes:	2	

	JPN	KOR
Points in the Paint:	42	24
Biggest Scoring Run:	11-0 (47-28)	6-0 (43-62)
Fast Break Points:	8	8
Times Tied:	3	

Legend:

MIN : Minutes Played M/A : Made/Attempts % : Shooting Percentage OR : Offensive Rebounds
 DR : Defensive Rebounds TOT : Total Rebounds AS : Assist ST : Steals
 TO : Turnovers BS : Blocked Shots PF : Fouls PTS : Points
 HF : Half of Time OT : Over Time * : Starting/Initial

PRNWB000000DF.00084A 00102220:40V020

Korea (KOR)

After 4 Matches

No.	Name	G	MIN	MPG	PTS	PPG	Field Goals		2 Points		3 Points		Free Throws		Rebounds			AS	ST	TO	BS	PF
							M/A	%	M/A	%	M/A	%	M/A	%	OR	DR	TOT					
4	KIM Ho-Yong	4	113:41	28:25	25	6.3	11/31	35.5	11/31	35.5			3/7	42.9	6	21	27	1		11	1	9
5	KIM Jung-Seob	4	37:57	9:29	17	4.3	7/19	36.8	5/13	38.5	2/6	33.3	1/2	50.0		3	3	2		3		5
6	KO Kwang-Yub	4	116:50	29:12	30	7.5	10/29	34.5	10/28	35.7	0/1	0.0	10/23	43.5	4	3	7	9	1	11		17
7	HAN Jin-Hee	3	45:38	15:12	5	1.7	2/5	40.0	2/5	40.0			1/4	25.0	3	1	4	2	2	8		4
8	IM Chan-Kuw	4	142:21	35:35	25	6.3	10/40	25.0	8/35	22.9	2/5	40.0	3/16	18.8	6	18	24	11	5	23		16
9	PARK Sea-Kyun	2	6:29	3:14											1	1	1			1		
10	HAN Sa-Hyun	4	154:01	38:30	33	8.3	11/37	29.7	11/34	32.4	0/3	0.0	11/16	68.8	5	8	13	9	1	16		14
11	KIM Chul-Soo	2	8:11	4:05			0/1	0.0	0/1	0.0			0/2	0.0		1	1			3		1
12	KANG Hee-Joon	3	20:14	6:44	8	2.7	4/5	80.0	4/5	80.0			0/4	0.0	3	5	8			2		6
13	YANG Hun-Mo	4	26:16	6:34	4	1.0	1/5	20.0	1/5	20.0			2/4	50.0						1		5
14	KIM Young-Duk	3	21:03	7:01	3	1.0	1/7	14.3	1/7	14.3			1/2	50.0	2	4	6			4		5
15	KIM Ji-Nam	4	132:19	33:04	29	7.3	13/30	43.3	13/30	43.3			3/11	27.3	12	29	41		7	14	1	13
Team/Coach																						
TOTALS					179	44.8	70/209	33.5	66/194	34.0	4/15	26.7	35/91	38.5	41	94	135	35	16	97	2	95
OPPONENTS					281	70.3	117/261	44.8	115/250	46.0	2/11	18.2	45/84	53.6	55	111	166	68	35	64	12	94

AVERAGES PER GAME

	KOR	OPPONENTS
Points from Turnovers	51	74
Points in the Paint	84	192
Second Chance Points	34	50
Fast Break Points	12	44

	KOR	OPPONENTS
Total Field Goals Made	17.5	29.3
2 Points Field Goals Made	16.5	28.8
3 Points Field Goals Made	1.0	0.5
Free Throws Made	8.8	11.3
Offensive Rebounds	10.3	13.8
Deffensive Rebounds	23.5	27.8
Total Rebounds	33.8	41.5
Assists	8.8	17.0
Steals	4.0	8.8
Turnovers	24.3	16.0
Blocked Shots	0.5	3.0
Fouls	23.8	23.5
Points from Turnovers	12.8	18.5
Points in the Paint	21.0	48.0
Second Chance Points	8.5	12.5
Fast Break Points	3.0	11.0

Legend:

G : Games Played	MIN : Minutes Played	MPG : Minutes Played per Game	PTS : Points
PPG : Points per Game	M/A : Made/Attempts	% : Shooting Percentage	OR : Offensive Rebounds
DR : Defensive Rebounds	TOT : Total Rebounds	AS : Assists	ST : Steals
TO : Turnovers	BS : Blocked Shots	PF : Fouls	

PRNWB000000E0.00073 00102220:44V010

WOMEN PRELIMINARY GROUP B MATCH RESULTS



SUN 22 OCT 2000

THE DOME

Match No: 32

CAN 36 vs 26 GER

Start Time: 19:00

Attendance: 1931

Referees: CAMPOS PERIS Sergio (ESP)
BURFORD Jonathon (USA)

BHANIA Balwant (GBR)

Scoring by 5 min intervals: **CAN**
GER

1.HF				2.HF			
	4	8	12	18	22	26	36
2	4	8	14	18	20	22	26

Canada (CAN)

No.	Name	MIN	PTS	Field Goals		2 Points		3 Points		Free Throws		Rebounds			AS	ST	TO	BS	PF
				M/A	%	M/A	%	M/A	%	M/A	%	OR	DR	TOT					
* 4	KREMPIEN Jennifer	26:23		0/2	0.0	0/2	0.0					2		2	1				2
* 5	ABBOTT Marni	14:25		0/2	0.0	0/2	0.0						1	1	1		1		1
6	OHAMA Kendra	27:48	8	4/8	50.0	4/8	50.0					2		2	1	2	1		3
7	PETERS Marnie	00:45															1		1
* 8	DEL COLLE Renee	17:50	4	2/5	40.0	2/5	40.0						6	6		1	2	1	
* 9	BENOIT Chantal	24:57	4	2/13	15.4	2/11	18.2	0/2	0.0			3	1	4		1	3		1
10	STILWELL Michelle	00:45																	
11	PETTINICCHI Sabrina	09:54		0/1	0.0	0/1	0.0			0/2	0.0		1	1					2
* 12	FERGUSON Tracey	22:06	7	3/9	33.3	2/7	28.6	1/2	50.0	0/3	0.0	1		1		1	4	1	1
13	RADKE Lori	26:34	7	3/9	33.3	3/9	33.3			1/4	25.0	1	9	10	3	1	5	2	2
14	KUTROWSKI Linda	27:48	4	0/2	0.0	0/2	0.0			4/6	66.7	1	5	6	2		3	2	3
15	KELLY Jo	00:45	2							2/2	100.0								
Team Coach																			
TOTALS		36		14/51	27.5	13/47	27.7	1/4	25.0	7/17	41.2	10	23	33	8	6	20	6	16
Coach	FRICK Tim																		
Assistant Coach	BURLEIGH Jo-Anne MASH-HADLOW Charlene																		

Germany (GER)

No.	Name	MIN	PTS	Field Goals		2 Points		3 Points		Free Throws		Rebounds			AS	ST	TO	BS	PF
				M/A	%	M/A	%	M/A	%	M/A	%	OR	DR	TOT					
* 4	DUNSTHEIMER Birgit	27:42	3	1/5	20.0	1/5	20.0			1/2	50.0	4	5	9	1	2	5		3
* 5	OEZTUERK Cemile	14:18	5	2/7	28.6	1/6	16.7	1/1	100.0			1	1	2					4
* 6	NGUYEN-THI Nu	40:00	4	1/11	9.1	1/9	11.1	0/2	0.0	2/4	50.0	1	4	5	3	1	3		
* 7	KIRSTE Heidi	15:15	2	1/6	16.7	1/6	16.7			0/2	0.0		2	2		4			
* 8	JANUSCH Anja	26:06		0/4	0.0	0/4	0.0					2	8	10	1		7		5
9	SEIFERT Nicole	24:18	10	5/9	55.6	5/9	55.6			0/1	0.0	1	1	2		3			3
10	THAMM Susanne	09:12		0/1	0.0	0/1	0.0						6	6		1			
11	SCHRATZ Nora																		
12	KLEIN Verena	29:39	2	1/4	25.0	1/4	25.0			0/2	0.0	2	2	4	1		2		3
13	BLEIFUSS Silke	03:08																	2
14	WESEMUELLER Heike	10:22														1			1
15	ROEMELT Susanne																		
Team Coach																			
TOTALS		26		11/47	23.4	10/44	22.7	1/3	33.3	3/11	27.3	11	29	40	6	3	26		21
Coach	RICHARZ Peter																		
Assistant Coach	SCHRECK Andrea																		

	CAN	GER
Points from Turnovers:	12	7
Biggest Lead:	10 (36-26)	4 (12-8)
Second Chance Points:	4	3
Lead Changes:	3	

	CAN	GER
Points in the Paint:	20	14
Biggest Scoring Run:	12-2 (30-22)	4-0 (6-4)
Fast Break Points:	2	2
Times Tied:	8	

Legend:

MIN : Minutes Played **M/A** : Made/Attempts **%** : Shooting Percentage **OR** : Offensive Rebounds
DR : Defensive Rebounds **TOT** : Total Rebounds **AS** : Assist **ST** : Steals
TO : Turnovers **BS** : Blocked Shots **PF** : Fouls **PTS** : Points
HF : Half of Time **OT** : Over Time * : Starting/Initial

PRNWB000000E1.00051 00102222:19V010

Match No: 35

GER vs MEX

Start Time: 9:30

Referees: WALLAART Edwin (NED)
EL-DEIN EL-KHATEB Bahaa (JOR)

RAMOT Itzhack (ISR)

Germany (GER)

No.	Name	Class Points	Age	PPG	FG%	3FG%	FT%	RPG	APG	MPG
4	DUNSTHEIMER Birgit	3.0	23	1.5	11.1		50.0	7.5	0.5	25:02
5	OEZTUERK Cemile	3.0	29	4.5	25.0	100.0	33.3	1.0		14:47
6	NGUYEN-THI Nu (C)	3.5	28	7.0	17.2	0.0	66.7	5.5	2.5	38:51
7	KIRSTE Heidi	1.5	34	5.0	22.2	50.0	0.0	2.0	0.5	21:40
8	JANUSCH Anja	3.0	29	11.5	34.5	0.0	75.0	11.5	1.5	32:47
9	SEIFERT Nicole	2.0	26	6.0	41.7		66.7	2.0	0.5	20:30
10	THAMM Susanne	4.5	34	1.0	33.3			4.5	0.5	10:03
11	SCHRATZ Nora	2.5	21							0:31
12	KLEIN Verena	1.0	35	1.0	12.5		0.0	4.0	0.5	24:47
13	BLEIFUSS Silke	4.5	24	1.5	25.0		50.0	1.0	1.0	6:04
14	WESEMUELLER Heike	4.5	31							10:22
15	ROEMELT Susanne	2.5	39							
			TEAM	29.4	39.0	25.0	30.0	48.1	39.0	7.5
Coach	RICHARZ Peter									
Assistant Coach	SCHRECK Andrea									

GER Played		
PR	JPN	52-62
PR	CAN	26-36

Mexico (MEX)

No.	Name	Class Points	Age	PPG	FG%	3FG%	FT%	RPG	APG	MPG
4	VAZQUEZ Cecilia	2.5	34	2.5	25.0		50.0			13:55
5	LOPEZ Alma	1.0	34	1.0	20.0					26:05
6	VAZQUEZ Teresita (C)	2.0	39		0.0			0.5		18:27
7	MONTANO Ma. Carmen	4.0	30	4.0	26.7		0.0	8.0	1.5	25:03
8	PENALOZA Leticia	4.0	41	1.0	25.0			2.5		12:16
9	VAZQUEZ DELGADILLO Lucia	4.0	34	13.0	35.7	0.0	46.2	10.0	3.5	30:26
10	CAMARA Rosa	3.0	35	3.0	42.9		0.0	2.0	1.0	13:35
11	MIRANDA Claudia	3.0	22	6.0	26.1			0.5	1.0	19:53
12	FONSECA Olga	3.0	32	1.0	50.0			1.0		5:17
13	SOTO Juana	4.0	42	3.0	40.0	0.0	100.0	1.5		5:54
14	HERLINDA Rosa	2.0	35		0.0			1.5	0.5	15:12
15	GARCIA Wendy	1.5	20		0.0			1.5		13:55
			TEAM	33.2	34.5	27.5	0.0	39.1	29.0	7.5
Coach	VERGARA Eli									
Assistant Coach	LARRAGA Pablo			DURAND Sergio						

MEX Played		
PR	CAN	28-60
PR	JPN	41-57

Legend:

(C) : Captain PR : Preliminary Round QF : Quarterfinal SF : Semi-final
 PPG : Points Per Game RPG : Rebounds per Game APG : Assists per Game MPG : Minutes Played per Game
 FT% : Free Throws % FG% : Field Goals % 3FG% : 3 Points Field Goals %

PRNWB000000E2.00051 00102222:19V010

Match No: 36

KOR vs FRA

Start Time: 9:30

Referees: GONZALES Anthony (USA)
CALIGIURI Gabriele (AUS)

JUNGMANN Hans-Dieter (GER)

Korea (KOR)

No.	Name	Class Points	Age	PPG	FG%	3FG%	FT%	RPG	APG	MPG
4	KIM Ho-Yong	3.0	28	6.3	35.5		42.9	6.8	0.3	28:25
5	KIM Jung-Seob	3.0	29	4.3	36.8	33.3	50.0	0.8	0.5	9:29
6	KO Kwang-Yub	2.0	27	7.5	34.5	0.0	43.5	1.8	2.3	29:12
7	HAN Jin-Hee	2.0	33	1.7	40.0		25.0	1.3	0.7	15:12
8	IM Chan-Kuw (C)	2.5	34	6.3	25.0	40.0	18.8	6.0	2.8	35:35
9	PARK Sea-Kyun	1.5	29					0.5	0.5	3:14
10	HAN Sa-Hyun	2.5	31	8.3	29.7	0.0	68.8	3.3	2.3	38:30
11	KIM Chul-Soo	4.5	24		0.0		0.0	0.5		4:05
12	KANG Hee-Joon	4.0	25	2.7	80.0		0.0	2.7		6:44
13	YANG Hun-Mo	2.5	28	1.0	20.0		50.0			6:34
14	KIM Young-Duk	3.0	33	1.0	14.3		50.0	2.0		7:01
15	KIM Ji-Nam	4.0	23	7.3	43.3		27.3	10.3		33:04
			TEAM	28.7	44.8	33.5	26.7	38.5	33.8	8.8
Coach		IN-CHUL Shin								
Assistant Coach										

KOR Played		
PR	NED	48-83
PR	SWE	55-57
PR	AUS	33-77
PR	JPN	43-64

France (FRA)

No.	Name	Class Points	Age	PPG	FG%	3FG%	FT%	RPG	APG	MPG
4	SALLEM Riadh	1.0	30	1.3	25.0	0.0	25.0	0.8		10:47
5	ABOUKIR Jean-Denis	2.5	34	3.5	31.3		66.7	2.3	1.3	22:45
6	LIBMAN Bertrand	3.0	29	1.5	33.3	0.0	33.3	3.5	0.3	9:51
7	COURNEIL Jerome	2.0	24	2.0	57.1		0.0	2.0	0.3	16:00
8	BOUSTILA Ouahid	4.0	34	10.3	36.7	33.3	30.8	7.8	1.0	20:15
9	FAHRASMANE Mario (C)	4.0	32	2.7	18.8	0.0	33.3	2.0	0.7	10:09
10	GUYOT Frederic	2.0	25	5.8	37.9		50.0	4.8	6.5	36:08
11	THEREZO Jose	4.5	35	6.3	52.9		50.0	4.0	1.3	16:14
12	HAMELIN David	2.5	20		0.0			2.0		1:04
13	DIXNEUF Lionel	3.0	25		0.0	0.0	0.0	3.0		11:22
14	BAYE Philippe	4.5	40	24.0	37.2	0.0	74.5	9.5	1.3	29:23
15	LAFFONT Jean Pascal	1.0	28	1.5	60.0	0.0	0.0	0.8		27:49
			TEAM	29.7	58.0	36.3	4.5	51.8	38.0	12.3
Coach		SORIANO Jean-Paul								
Assistant Coach		SCHOENACKER Maurice								

FRA Played		
PR	SWE	51-50
PR	AUS	63-54
PR	JPN	67-44
PR	NED	51-76

Legend:
 (C) : Captain **PR** : Preliminary Round **QF** : Quarterfinal **SF** : Semi-final
PPG : Points Per Game **RPG** : Rebounds per Game **APG** : Assists per Game **MPG** : Minutes Played per Game
FT% : Free Throws % **FG%** : Field Goals % **3FG%** : 3 Points Field Goals %

PRNWB000000E3.00051 00102222:19V010

Match No: 38

SWE vs JPN

Start Time: 11:30

Referees: GAUTHIER Sebastien (CAN)
ENGLISH Robert (GBR)

VLUG Theodorus (NED)

Sweden (SWE)

No.	Name	Class Points	Age	PPG	FG%	3FG%	FT%	RPG	APG	MPG
4	Haidari Hussein	3.0	21	9.0	32.4	16.7	43.5	4.5	2.5	21:15
5	JAMESON Per	1.5	38		0.0			1.0	0.5	21:57
6	FLensburg Daniel	2.5	29	1.0	33.3			0.5		5:00
7	GUSTAVSSON Joachim	4.0	28	4.0	30.8		0.0	4.5	0.5	13:31
8	ABLORH Enoch	4.0	28	2.3	22.2	0.0	62.5	1.8	0.5	10:13
9	WAPNER Christian	1.0	37	0.5	14.3			0.5	0.8	15:45
10	BERGLUND Gunnar	4.0	47	14.8	38.2	25.0	60.9	5.8	2.5	25:30
11	KOHLSTROEM Peter	2.5	25	0.5	0.0		50.0	2.0		5:12
12	AKERBERG Thomas	3.0	32	3.5	33.3	0.0	66.7	2.8	1.0	21:57
13	UHLÉN Per	1.5	31	4.3	35.0	0.0	50.0	2.0	1.5	23:55
14	WEGEBORN Stefan	2.0	35	3.5	41.2		0.0	1.3	0.8	17:19
15	ANDERSSON Lars-Gunnar (C)	4.0	43	9.0	29.4	0.0	60.0	10.8	0.3	29:43
			TEAM	32.8	51.5	32.4	17.9	52.3	36.0	10.8
Coach				KARLSSON Kjell						
Assistant Coach				STAVEGREN Joakim						

SWE Played		
PR	FRA	50-51
PR	KOR	57-55
PR	NED	45-62
PR	AUS	54-69

Japan (JPN)

No.	Name	Class Points	Age	PPG	FG%	3FG%	FT%	RPG	APG	MPG
4	NEGI Shinji (C)	2.0	36	4.0	40.0			2.0		14:56
5	SHINTANI Hirofumi	4.0	38	1.0	25.0	0.0		0.5	0.3	7:32
6	MIYAKE Katsumi	3.0	29	12.5	32.3	14.3	66.7	4.5	2.0	32:52
7	SASAKI Katsuya	1.5	27		0.0			0.8	0.3	10:14
8	KORETOMO Keisuke	3.0	30	6.7	26.9	33.3	30.0	6.0	4.3	35:55
9	SUGASAWA Takao	4.5	27	0.7	0.0	0.0	50.0	1.0	0.3	3:05
10	IWANO Hiroshi	1.0	36	2.0	50.0		0.0	1.5		18:20
11	JIMBO Yasuhiro	3.0	30	9.5	40.0	0.0	47.6	6.8	1.5	34:10
12	KYOYA Kazuyuki	1.0	29		0.0	0.0		1.5	0.3	21:14
13	ISHIHARA Masaharu	4.5	28	1.5	20.0		25.0	1.5		4:01
14	OSHIMA Tomohiko	4.0	29	15.3	44.9	0.0	70.8	6.8	2.0	33:34
15	OIKAWA Shinpei	4.5	29	1.5	22.2	33.3	33.3	1.5	1.0	7:00
			TEAM	30.7	49.0	33.8	18.2	50.6	30.3	10.8
Coach				KOTAKI Osamu						
Assistant Coach				OGAWA Tomoki						
				SAITO Nobuaki						

JPN Played		
PR	AUS	36-64
PR	NED	52-62
PR	FRA	44-67
PR	KOR	64-43

Legend:

(C) : Captain PR : Preliminary Round QF : Quarterfinal SF : Semi-final
 PPG : Points Per Game RPG : Rebounds per Game APG : Assists per Game MPG : Minutes Played per Game
 FT% : Free Throws % FG% : Field Goals % 3FG% : 3 Points Field Goals %

PRNWB000000E4.00051 00102222:19V010

Match No: 39

CAN vs JPN

Start Time: 14:15

Referees: ARNOLD Sharon (AUS)
SCHOENACKER David (FRA)

BURFORD Jonathon (USA)

Canada (CAN)

No.	Name	Class Points	Age	PPG	FG%	3FG%	FT%	RPG	APG	MPG
4	KREMPIEN Jennifer	1.0	25		0.0			2.0	1.5	24:38
5	ABBOTT Marni	1.0	34	1.0	20.0			1.5	0.5	16:56
6	OHAMA Kendra	2.5	35	6.0	42.9			2.5	1.0	22:31
7	PETERS Marnie	2.0	29		0.0			2.0	0.5	7:58
8	DEL COLLE Renee	4.5	32	5.0	45.5		0.0	8.5	1.0	17:05
9	BENOIT Chantal	4.0	40	8.0	31.8	33.3	33.3	4.0	2.0	21:04
10	STILWELL Michelle	1.0	26					0.5		4:53
11	PETTINICCHI Sabrina	2.0	28	2.5	50.0		33.3	0.5		13:00
12	FERGUSON Tracey	3.0	26	8.0	33.3	20.0	14.3	1.0		19:14
13	RADKE Lori	4.5	34	10.5	47.6		25.0	7.0	2.0	21:11
14	KUTROWSKI Linda (C)	2.0	42	3.0	16.7		50.0	6.5	2.0	21:20
15	KELLY Jo	2.5	36	4.0	75.0		33.3	1.5	0.5	10:08
TEAM			32.3	48.0	36.3	25.0	31.6	37.5	11.0	
Coach	FRICK Tim									
Assistant Coach	BURLEIGH Jo-Anne			MASH-HADLOW Charlene						

CAN Played		
PR	MEX	60-28
PR	GER	36-26

Japan (JPN)

No.	Name	Class Points	Age	PPG	FG%	3FG%	FT%	RPG	APG	MPG
4	TSUKAMOTO Kyoko (C)	2.5	41	2.0	40.0		0.0	2.0	1.0	12:35
5	YASHIMA Kyoko	1.0	33	1.0	50.0					5:39
6	UEMURA Chika	3.5	34	18.5	45.5		41.2	21.5	0.5	38:14
7	SAKO Junko	1.0	38		0.0			0.5		14:24
8	HORIKAWA Sayuri	2.0	37		0.0			1.5		9:24
9	TAKABAYASHI Mika	2.0	29	10.5	42.1	0.0	45.5	7.5	8.0	30:22
10	KAWAKAMI Rie	1.0	29							9:14
11	MASHIKO Megumi	3.5	30	10.0	64.3		22.2	6.5	2.5	32:50
12	TOMORI Hiromi	4.5	30	1.0			50.0			4:38
13	HIROMICHI Naoko	4.5	32	2.0	50.0			2.0		5:14
14	SOEDA Tomoe	3.5	25	11.5	50.0		37.5	3.0	2.5	29:12
15	MINAMIKAWA Sachiko	2.0	36	4.0	20.0		50.0			10:48
TEAM			32.8	59.5	45.6	0.0	38.5	43.5	14.5	
Coach	MIKAMI Shinji									
Assistant Coach	SAKANO Haruo			SAITO Nobuaki						

JPN Played		
PR	GER	62-52
PR	MEX	57-41

Legend:

(C) : Captain PR : Preliminary Round QF : Quarterfinal SF : Semi-final
 PPG : Points Per Game RPG : Rebounds per Game APG : Assists per Game MPG : Minutes Played per Game
 FT% : Free Throws % FG% : Field Goals % 3FG% : 3 Points Field Goals %

PRNWB000000E5.00051 00102222:19V010

Match No: 40

RSA vs GBR

Start Time: 16:15

Referees: CHUNG Hak Mo (KOR)
BEHRE Christofer (SWE)

BRIERE Gilles (CAN)

South Africa (RSA)

No.	Name	Class Points	Age	PPG	FG%	3FG%	FT%	RPG	APG	MPG
4	HARTNICK Shaun (C)	1.0	26	0.8	25.0		25.0	1.0	0.3	22:47
5	OHN Aye Htun	2.0	24	0.5	12.5		0.0	0.5	0.5	18:11
6	FLEISER Leon	1.5	30	1.3	25.0		25.0			13:49
7	WILLIAMS Ralph	2.0	30	0.8	14.3		25.0	0.3	0.5	13:24
8	PAPENFUS Marius	2.5	23		0.0		0.0	0.3	1.3	18:24
9	WESSELS Duggie	2.5	32		0.0			0.8	0.3	5:58
10	OESCHGER Kobus	2.5	29	3.0	16.7		40.0	1.5	0.3	20:30
11	HOUSTON James	3.0	32	3.0	40.0		0.0	2.3	1.3	15:27
12	MANYANA Buntu	3.5	25	7.5	32.5	0.0	30.8	5.0	0.5	26:04
13	WAITES Grant	4.0	27	1.5	27.3			2.5	0.5	7:42
14	NORTJE Richard	4.5	19	5.0	31.8	0.0	60.0	4.5		17:45
15	VICTOR Joppie	4.5	26	4.5	16.2	0.0	37.5	6.5	0.5	19:55
TEAM		26.9	27.8	24.0	0.0	34.3	25.0	5.8		
Coach	MOORGAS Shawn									
Assistant Coach	MOORGAS Craig					MOKONE Simon				

RSA Played		
PR	USA	25-97
PR	GER	27-113
PR	CAN	25-85
PR	MEX	34-83

Great Britain (GBR)

No.	Name	Class Points	Age	PPG	FG%	3FG%	FT%	RPG	APG	MPG
4	CAINE Steve	2.0	35	5.8	47.1	50.0	60.0	2.3	2.3	19:31
5	THOMAS Sinclair	3.0	31	5.5	68.8		0.0	3.3	0.5	13:51
6	HAYES Kevin	1.0	37	2.0	60.0				0.3	6:53
7	BYWATER Terry	4.5	17		0.0	0.0		2.0	1.0	5:06
8	MUNN Simon (C)	4.0	32	11.3	39.6	0.0	33.3	13.5	1.0	35:08
9	POLLOCK Jonathan	2.5	23	10.3	28.0	34.8	71.4	2.8	2.8	30:50
10	ADEPITAN Ade	2.5	27	3.5	57.1	100.0	42.9	1.0	1.3	8:18
11	JOHNSON Dan	2.5	36	7.8	38.2		71.4	3.3	2.8	28:02
12	BLAKE Andrew	2.5	28	2.3	28.6	0.0	33.3	6.8	0.5	24:43
13	HOWLEY Fred	4.0	29		0.0	0.0		1.0		1:11
14	PRICE Colin	2.5	36	10.8	52.6		25.0	3.0	4.8	29:23
15	BRAMLEY David	4.0	31	3.0	50.0	0.0		3.0		9:41
TEAM		30.2	61.5	41.1	30.8	45.6	39.5	16.3		
Coach	TITMUSS David									
Assistant Coach	SMITH Nigel					TOLFREY Vicky				

GBR Played		
PR	GER	61-43
PR	CAN	50-55
PR	MEX	70-58
PR	USA	65-74

Legend:

(C) : Captain PR : Preliminary Round QF : Quarterfinal SF : Semi-final
 PPG : Points Per Game RPG : Rebounds per Game APG : Assists per Game MPG : Minutes Played per Game
 FT% : Free Throws % FG% : Field Goals % 3FG% : 3 Points Field Goals %

PRNWB000000E6.00051 00102222:19V010

Match No: 42

AUS vs NED

Start Time: 21:00

Referees: ESHENKO Vladimer (CAN)
CAMPOS PERIS Sergio (ESP)

RAMOT Itzhack (ISR)

Australia (AUS)

No.	Name	Class Points	Age	PPG	FG%	3FG%	FT%	RPG	APG	MPG
4	PORTER Shane	1.0	21		0.0		0.0	1.5		12:22
5	SACHS Troy (C)	4.5	24	22.3	51.7	33.3	66.7	11.5	4.5	30:59
6	GOULD David	4.5	35	7.8	38.2	0.0	38.5	4.5	1.5	17:03
7	BLYTHE Sandy (C)	2.5	38	7.3	45.8		58.3	5.3	3.3	30:11
8	GROENEWEGEN Shaun	4.0	18	3.5	38.5	0.0	66.7	2.3	0.8	6:02
9	McFAWN Michael	3.0	47	2.0	27.3			1.7	0.3	6:09
10	MORRIS Nick	1.0	29	1.0	16.7		28.6	1.5	0.8	23:17
11	HEWSON Gerry	1.5	42	4.5	56.3			1.0	2.5	27:40
12	QUINN Brook	3.5	27	3.5	50.0		16.7	2.5	1.0	7:49
13	ANDREWS Troy	1.5	38	0.5	33.3			0.8		12:22
14	KING Adrian	2.0	28	1.3	50.0		0.0	0.7	0.3	11:57
15	NESS Brad	4.5	25	15.0	54.9		44.4	13.0	0.8	22:32
TEAM			31.0	66.0	46.1	10.0	49.0	44.3	15.0	
Coach	TURNER Bob									
Assistant Coach	OLIVER Richard					WALKER Michael				

AUS Played		
PR	JPN	64-36
PR	FRA	54-63
PR	KOR	77-33
PR	SWE	69-54

Netherlands (NED)

No.	Name	Class Points	Age	PPG	FG%	3FG%	FT%	RPG	APG	MPG
4	OOSTERBOSCH Mario	4.0	22	1.5	60.0		0.0	1.0	0.3	3:58
5	DETTMER Ruud	1.0	30	0.5	10.0			3.0	1.0	18:40
6	de ROOIJ Anton	1.0	33	4.8	40.9		16.7	2.5	1.3	31:06
7	JEBARI Mustafa	3.0	27	5.8	45.5		30.0	4.8	1.3	24:50
8	van GENT Arie	1.0	31							7:51
9	de GOEDE Frank	2.0	28	3.5	43.8			0.3		13:51
10	van der LINDEN Gert Jan (C)	4.0	33	11.3	38.5	13.3	48.1	7.3	10.3	36:36
11	't LAM Wim	4.0	30	3.0	33.3		60.0	2.3		5:57
12	JANSENS Koen	4.0	27	28.8	55.3	50.0	80.0	11.5	1.3	31:17
13	MARTENS Rene	1.5	31	2.7	50.0	0.0		1.3	0.7	13:57
14	van de BUNTE Kees	4.0	33	3.0	50.0		16.7	2.0		4:38
15	van der WERF Kornelis	4.0	32	9.8	64.3		75.0	4.5	0.5	17:40
TEAM			29.8	70.8	48.0	16.7	51.8	38.0	16.3	
Coach	VERHEUVEL Rob									
Assistant Coach	VERGOOSSEN Luc									

NED Played		
PR	KOR	83-48
PR	JPN	62-52
PR	SWE	62-45
PR	FRA	76-51

Legend:

(C) : Captain PR : Preliminary Round QF : Quarterfinal SF : Semi-final
 PPG : Points Per Game RPG : Rebounds per Game APG : Assists per Game MPG : Minutes Played per Game
 FT% : Free Throws % FG% : Field Goals % 3FG% : 3 Points Field Goals %

PRNWB000000E7.00073 00102221:49V010

MEN

PRELIMINARY GROUP A

MATCH RESULTS

SUN 22 OCT 2000

SYDNEY SUPERDOME

Match No: 33

CAN 42 vs 23 GER

Start Time: 21:00

Attendance:

Referees: CALIGIURI Gabriele (AUS)
SUGIYAMA Kaneyoshi (JPN)

BEHRE Christofer (SWE)

FIRST HALF

Scoring by 5 min intervals: **CAN**
GER

17	29	39	42
4	6	10	23

Canada (CAN)

No.	Name	MIN	PTS	Field Goals		2 Points		3 Points		Free Throws		Rebounds			AS	ST	TO	BS	PF
				M/A	%	M/A	%	M/A	%	M/A	%	OR	DR	TOT					
* 4	DUREPOS Dave	08:54	6	2/3	66.7	2/2	100.0	0/1	0.0	2/4	50.0								1
5	HENDERSON Roy	06:50		0/3	0.0	0/3	0.0					1	1	2			1		1
6	TREUER James	06:50	6	3/6	50.0	3/6	50.0					1	2	3	1				
7	DENNIS Jeff																		
8	JOHNSON Joey	04:16	1	0/1	0.0	0/1	0.0			1/2	50.0		2	2			1		1
* 9	NORTON Ross	13:10								0/4	0.0		1	1	1		1		4
10	HALL Ken	11:06	2	1/1	100.0	1/1	100.0					1	1	2			1		
* 11	BORISOFF Jaimie	08:54													2				2
* 12	ANDERSON Patrick	15:44	16	6/8	75.0	5/6	83.3	1/2	50.0	3/4	75.0	2	6	8	5	3	1		1
13	STOUTENBURG Chris	06:50	2	1/2	50.0	1/2	50.0												1
14	GAERTNER Travis	04:16	1							1/2	50.0								1
* 15	PETER Richard	13:10	8	3/5	60.0	3/4	75.0	0/1	0.0	2/4	50.0	2		2	1	1	1		2
Team Coach																			
TOTALS			42	16/29	55.2	15/25	60.0	1/4	25.0	9/20	45.0	7	13	20	10	4	6		14
Coach		FROGLEY Michael																	
Assistant Coach		BOWES Paul																	
		TONELLO Jerry																	

Germany (GER)

No.	Name	MIN	PTS	Field Goals		2 Points		3 Points		Free Throws		Rebounds			AS	ST	TO	BS	PF
				M/A	%	M/A	%	M/A	%	M/A	%	OR	DR	TOT					
4	SCHWARZ Ralf	05:55	3	1/5	20.0	1/5	20.0			1/2	50.0	3	1	4					2
* 5	HUEBNER Lars	13:45	8	4/4	100.0	4/4	100.0			0/2	0.0		3	3					1
6	SNIEGOCKI Markus	12:50		0/1	0.0	0/1	0.0								3		1		1
7	FISCHER Thomas	06:35																	1
8	WIMMERS Guido	12:50	6	1/5	20.0	1/5	20.0			4/8	50.0		3	3		1	2	2	2
* 9	HABERKORN Markus	07:10													1		3		
* 10	LEONHARDT Joerg	13:25	2	1/3	33.3	1/3	33.3												2
* 11	OTTO Martin	14:05	2							2/2	100.0		2	2					2
12	THALHEIM Dirk	06:15	2	1/3	33.3	1/3	33.3												
13	CHRISTINK Lars																		
* 14	COSKUN Ahmet	07:10		0/2	0.0	0/2	0.0						1	1					3
15	KOEHLER Dirk																		
Team Coach																			
TOTALS			23	8/23	34.8	8/23	34.8			7/14	50.0	3	10	13	4	1	10	2	14
Coach		ROEMER Gerd																	
Assistant Coach																			

	CAN	GER
Points from Turnovers:	8	3
Biggest Lead:	29 (39-10)	0
Second Chance Points:	9	2
Lead Changes:		

	CAN	GER
Points in the Paint:	24	10
Biggest Scoring Run:	26-2 (33-6)	11-1 (21-40)
Fast Break Points:	4	2
Times Tied:		1

Legend:

MIN : Minutes Played **M/A** : Made/Attempts **%** : Shooting Percentage **OR** : Offensive Rebounds
DR : Defensive Rebounds **TOT** : Total Rebounds **AS** : Assist **ST** : Steals
TO : Turnovers **BS** : Blocked Shots **PF** : Fouls **PTS** : Points
HF : Half of Time **OT** : Over Time * : Starting/Initial

PRNWB000000E8.00069 00102222:37V010

Match No: 33

CAN 68 vs 43 GER

Start Time: 21:00

Attendance: 1160

Referees: CALIGIURI Gabriele (AUS)
SUGIYAMA Kaneyoshi (JPN)

BEHRE Christofer (SWE)

Scoring by 5 min intervals: **CAN**
GER

1.HF				2.HF			
17	29	39	42	50	58	65	68
4	6	10	23	29	31	39	43

Time	Score	Canada	Action	Germany	Time	Score	Canada	Action	Germany
FIRST HALF					FIRST HALF				
20:00		4 - DUREPOS Dave	Player IN		14:22		12 - ANDERSON Patrick	Defens.Rebound	
20:00		9 - NORTON Ross	Player IN		13:59			Foul	11 - OTTO Martin (P1,T6)
20:00		11 - BORISOFF Jaimie	Player IN		13:59	20-4	12 - ANDERSON Patrick	Free Th. MADE	
20:00		12 - ANDERSON Patrick	Player IN		13:59	21-4	12 - ANDERSON Patrick	Free Th. MADE	
20:00		15 - PETER Richard	Player IN		13:36		9 - NORTON Ross (P1,T4)	Foul	
20:00			Player IN	5 - HUEBNER Lars	13:29			2 Pt. Miss	10 - LEONHARDT Joerg
20:00			Player IN	9 - HABERKORN Markus	13:27		12 - ANDERSON Patrick	Defens.Rebound	
20:00			Player IN	10 - LEONHARDT Joerg	13:16	23-4	15 - PETER Richard	2 Pt. in the paint	
20:00			Player IN	11 - OTTO Martin	13:16		12 - ANDERSON Patrick	Assist	
20:00			Player IN	14 - COSKUN Ahmet	13:06		11 - BORISOFF Jaimie (P2,T5)	Foul	
19:44	2-0	4 - DUREPOS Dave	2 Pt. MADE		12:59			Turnover	11 - OTTO Martin
19:17		4 - DUREPOS Dave (P1,T1)	Foul		12:50			Foul	10 - LEONHARDT Joerg (P2,T7)
19:01	2-2		2 Pt. in the paint	5 - HUEBNER Lars	12:50			Player OUT	14 - COSKUN Ahmet
18:47			Foul	10 - LEONHARDT Joerg (P1,T1)	12:50			Player OUT	9 - HABERKORN Markus
18:47	3-2	4 - DUREPOS Dave	Free Th. MADE		12:50			Player OUT	5 - HUEBNER Lars
18:47		4 - DUREPOS Dave	Free Th. Miss		12:50			Player IN	6 - SNIEGOCKI Markus
18:44		12 - ANDERSON Patrick	Offens.Rebound		12:50			Player IN	8 - WIMMERS Guido
18:41	5-2	12 - ANDERSON Patrick	2 Pt. in the paint		12:50			Player IN	12 - THALHEIM Dirk
18:30			Turnover	9 - HABERKORN Markus	12:50	24-4	15 - PETER Richard	Free Th. MADE	
18:27	7-2	4 - DUREPOS Dave	2 Pt. in the paint		12:50		15 - PETER Richard	Free Th. Miss	
18:27		15 - PETER Richard	Assist		12:48			Defens.Rebound	8 - WIMMERS Guido
17:50			Turnover	9 - HABERKORN Markus	12:40		12 - ANDERSON Patrick	Steal	
17:41		12 - ANDERSON Patrick	3 Pt. Miss		12:38			Turnover	10 - LEONHARDT Joerg
17:38			Defens.Rebound	5 - HUEBNER Lars	12:35		9 - NORTON Ross (P2,T6)	Offensive Foul	
17:37		12 - ANDERSON Patrick (P1,T2)	Foul		12:35		9 - NORTON Ross	Turnover	
17:31	7-4		2 Pt. in the paint	5 - HUEBNER Lars	12:10			2 Pt. Miss	8 - WIMMERS Guido
17:31			Assist	9 - HABERKORN Markus	12:09		12 - ANDERSON Patrick	Defens.Rebound	
17:16	9-4	12 - ANDERSON Patrick	2 Pt. in the paint		11:58	26-4	15 - PETER Richard	2 Pt. in the paint	
17:16		9 - NORTON Ross	Assist		11:58		12 - ANDERSON Patrick	Assist	
16:50			2 Pt. Miss	14 - COSKUN Ahmet	11:34	26-6		2 Pt. in the paint	12 - THALHEIM Dirk
16:37	11-4	15 - PETER Richard	2 Pt. in the paint		11:19	29-6	12 - ANDERSON Patrick	3 Pt. MADE	
16:37		11 - BORISOFF Jaimie	Assist		11:06			Turnover	8 - WIMMERS Guido
16:26		12 - ANDERSON Patrick	Steal		11:06		4 - DUREPOS Dave	Player OUT	
16:25			Turnover	10 - LEONHARDT Joerg	11:06		15 - PETER Richard	Player OUT	
16:25			Foul	14 - COSKUN Ahmet (P1,T2)	11:06		9 - NORTON Ross	Player OUT	
16:25			Time Out	Germany	11:06		5 - HENDERSON Roy	Player IN	
16:21			Foul	14 - COSKUN Ahmet (P2,T3)	11:06		6 - TREUER James	Player IN	
16:21	12-4	4 - DUREPOS Dave	Free Th. MADE		11:06		13 - STOUTENBURG Chris	Player IN	
16:21		4 - DUREPOS Dave	Free Th. Miss		11:06		11 - BORISOFF Jaimie	Player OUT	
16:19		15 - PETER Richard	Offens.Rebound		11:06		10 - HALL Ken	Player IN	
16:18	14-4	12 - ANDERSON Patrick	2 Pt. in the paint		10:50		5 - HENDERSON Roy	Turnover	
16:18			Foul	5 - HUEBNER Lars (P1,T4)	10:44			Offensive Foul	11 - OTTO Martin (P2,T8)
16:18	15-4	12 - ANDERSON Patrick	Free Th. MADE		10:44			Turnover	11 - OTTO Martin
15:47			2 Pt. Miss	10 - LEONHARDT Joerg	10:25		6 - TREUER James	2 Pt. Miss	
15:44		9 - NORTON Ross	Defens.Rebound		10:22			Defens.Rebound	11 - OTTO Martin
15:26	17-4	12 - ANDERSON Patrick	2 Pt. in the paint		10:01			2 Pt. Miss	12 - THALHEIM Dirk
15:26		11 - BORISOFF Jaimie	Assist		9:59		6 - TREUER James	Defens.Rebound	
15:26			Foul	14 - COSKUN Ahmet (P3,T5)	9:50		5 - HENDERSON Roy	2 Pt. Miss	
15:26		12 - ANDERSON Patrick	Free Th. Miss		9:48		5 - HENDERSON Roy	Offens.Rebound	
15:22			Defens.Rebound	14 - COSKUN Ahmet	9:46		12 - ANDERSON Patrick	2 Pt. Miss	
15:02		15 - PETER Richard	Steal		9:35			2 Pt. Miss	6 - SNIEGOCKI Markus
15:02			Turnover	9 - HABERKORN Markus	9:34		12 - ANDERSON Patrick	Defens.Rebound	
14:49		4 - DUREPOS Dave	3 Pt. Miss		9:27		Canada	Fast Break	
14:46		12 - ANDERSON Patrick	Offens.Rebound		9:25	31-6	6 - TREUER James	2 Pt. in the paint	
14:43	19-4	12 - ANDERSON Patrick	2 Pt. in the paint		9:25		12 - ANDERSON Patrick	Assist	
14:32		11 - BORISOFF Jaimie (P1,T3)	Foul		9:12			Offensive Foul	6 - SNIEGOCKI Markus (P1,T9)
14:24			2 Pt. Miss	14 - COSKUN Ahmet	9:12			Turnover	6 - SNIEGOCKI Markus

Wheelchair Basketball

MEN PRELIMINARY GROUP A PLAY BY PLAY



SUN 22 OCT 2000

SYDNEY SUPERDOME

Time	Score	Canada	Action	Germany	Time	Score	Canada	Action	Germany
FIRST HALF					FIRST HALF				
8:57		5 - HENDERSON Roy	2 Pt. Miss		3:03	39-16		2 Pt. MADE	4 - SCHWARZ Ralf
8:54			Defens.Rebound	8 - WIMMERS Guido	3:00			Foul	7 - FISCHER Thomas (P1,T12)
8:42		13 - STOUTENBURG Chris (P1,T7)	Foul		3:00		14 - GAERTNER Travis	Free Th. Miss	
8:42			Free Th. Miss	8 - WIMMERS Guido	3:00	40-16	14 - GAERTNER Travis	Free Th. MADE	
8:42			Free Th. Miss	8 - WIMMERS Guido	2:43		8 - JOHNSON Joey (P1,T10)	Foul	
8:39		6 - TREUER James	Defens.Rebound		2:43	40-17		Free Th. MADE	8 - WIMMERS Guido
8:25	33-6	10 - HALL Ken	2 Pt. MADE		2:43	40-18		Free Th. MADE	8 - WIMMERS Guido
8:08		5 - HENDERSON Roy (P1,T8)	Foul		2:13		15 - PETER Richard	2 Pt. Miss	
8:08	33-7		Free Th. MADE	11 - OTTO Martin	2:09			Block Shot	8 - WIMMERS Guido
8:08	33-8		Free Th. MADE	11 - OTTO Martin	2:08			Defens.Rebound	4 - SCHWARZ Ralf
7:55		5 - HENDERSON Roy	2 Pt. Miss		2:04		14 - GAERTNER Travis (P1,T11)	Foul	
7:53			Defens.Rebound	11 - OTTO Martin	2:04	40-19		Free Th. MADE	8 - WIMMERS Guido
7:40			2 Pt. Miss	12 - THALHEIM Dirk	2:04			Free Th. Miss	8 - WIMMERS Guido
7:38		12 - ANDERSON Patrick	Defens.Rebound		1:58	40-21		2 Pt. in the paint	5 - HUEBNER Lars
7:34		Canada	Fast Break		1:58			Assist	6 - SNEGOCKI Markus
7:31	35-8	6 - TREUER James	2 Pt. in the paint		1:34		8 - JOHNSON Joey	2 Pt. Miss	
7:31		12 - ANDERSON Patrick	Assist		1:34			Block Shot	8 - WIMMERS Guido
7:14	35-10		2 Pt. MADE	10 - LEONHARDT Joerg	1:34		15 - PETER Richard	Offens.Rebound	
7:14			Assist	6 - SNEGOCKI Markus	1:28			Foul	8 - WIMMERS Guido (P1,T13)
6:47	37-10	13 - STOUTENBURG Chris	2 Pt. MADE		1:28		8 - JOHNSON Joey	Free Th. Miss	
6:47		6 - TREUER James	Assist		1:28	41-21	8 - JOHNSON Joey	Free Th. MADE	
6:35			Player OUT	10 - LEONHARDT Joerg	1:13			2 Pt. Miss	4 - SCHWARZ Ralf
6:35			Player OUT	12 - THALHEIM Dirk	1:09		10 - HALL Ken	Defens.Rebound	
6:35			Player IN	5 - HUEBNER Lars	1:06			Steal	8 - WIMMERS Guido
6:35			Player IN	7 - FISCHER Thomas	1:05		10 - HALL Ken	Turnover	
6:30			2 Pt. Miss	8 - WIMMERS Guido	1:03			2 Pt. Miss	8 - WIMMERS Guido
6:25		12 - ANDERSON Patrick	Defens.Rebound		1:01		8 - JOHNSON Joey	Defens.Rebound	
5:57		6 - TREUER James	2 Pt. Miss		0:59		15 - PETER Richard (P1,T12)	Offensive Foul	
5:56		6 - TREUER James	Offens.Rebound		0:59		15 - PETER Richard	Turnover	
5:55		6 - TREUER James	2 Pt. Miss		0:50			2 Pt. Miss	4 - SCHWARZ Ralf
5:55		10 - HALL Ken	Offens.Rebound		0:50			Foul	8 - WIMMERS Guido (P2,T14)
5:55			Player OUT	11 - OTTO Martin	0:50		15 - PETER Richard	Free Th. Miss	
5:55			Player IN	4 - SCHWARZ Ralf	0:50	42-21	15 - PETER Richard	Free Th. MADE	
5:48	39-10	6 - TREUER James	2 Pt. in the paint		0:50		15 - PETER Richard (P2,T13)	Foul	
5:48		12 - ANDERSON Patrick	Assist		0:50	42-22		Free Th. MADE	8 - WIMMERS Guido
5:28			2 Pt. Miss	8 - WIMMERS Guido	0:50			Free Th. Miss	8 - WIMMERS Guido
5:24		5 - HENDERSON Roy	Defens.Rebound		0:47		8 - JOHNSON Joey	Defens.Rebound	
5:12		13 - STOUTENBURG Chris	2 Pt. Miss		0:38		8 - JOHNSON Joey	Turnover	
4:52		12 - ANDERSON Patrick	Steal		0:18		9 - NORTON Ross (P4,T14)	Foul	
4:51			Turnover	8 - WIMMERS Guido	0:18			Free Th. Miss	4 - SCHWARZ Ralf
4:48		12 - ANDERSON Patrick	Turnover		0:18	42-23		Free Th. MADE	4 - SCHWARZ Ralf
4:32	39-12		2 Pt. MADE	8 - WIMMERS Guido	0:05		15 - PETER Richard	3 Pt. Miss	
4:16		12 - ANDERSON Patrick	Player OUT		0:02			Defens.Rebound	5 - HUEBNER Lars
4:16		5 - HENDERSON Roy	Player OUT		SECOND HALF				
4:16		6 - TREUER James	Player OUT		20:00		7 - DENNIS Jeff	Player IN	
4:16		13 - STOUTENBURG Chris	Player OUT		20:00		9 - NORTON Ross	Player IN	
4:16		8 - JOHNSON Joey	Player IN		20:00		11 - BORISOFF Jaimie	Player IN	
4:16		9 - NORTON Ross	Player IN		20:00		12 - ANDERSON Patrick	Player IN	
4:16		14 - GAERTNER Travis	Player IN		20:00		15 - PETER Richard	Player IN	
4:16		15 - PETER Richard	Player IN		20:00			Player IN	4 - SCHWARZ Ralf
4:09			Foul	4 - SCHWARZ Ralf (P1,T10)	20:00			Player IN	5 - HUEBNER Lars
4:09		9 - NORTON Ross	Free Th. Miss		20:00			Player IN	7 - FISCHER Thomas
4:09		9 - NORTON Ross	Free Th. Miss		20:00			Player IN	11 - OTTO Martin
4:07			Defens.Rebound	8 - WIMMERS Guido	20:00			Player IN	13 - CHRISTINK Lars
3:58			Fast Break	Germany	19:48	44-23	7 - DENNIS Jeff	2 Pt. in the paint	
3:56	39-14		2 Pt. in the paint	5 - HUEBNER Lars	19:48		9 - NORTON Ross	Assist	
3:56			Assist	6 - SNEGOCKI Markus	19:43		7 - DENNIS Jeff (P1,T1)	Foul	
3:32			Foul	4 - SCHWARZ Ralf (P2,T11)	19:27	44-25		2 Pt. in the paint	13 - CHRISTINK Lars
3:32		9 - NORTON Ross	Free Th. Miss		19:10		12 - ANDERSON Patrick	2 Pt. Miss	
3:32		9 - NORTON Ross	Free Th. Miss		19:07		12 - ANDERSON Patrick	Offens.Rebound	
3:30			Defens.Rebound	5 - HUEBNER Lars	19:07			Foul	13 - CHRISTINK Lars (P1,T1)
3:20		9 - NORTON Ross (P3,T9)	Foul		18:59		15 - PETER Richard	2 Pt. Miss	
3:20			Free Th. Miss	5 - HUEBNER Lars	18:56			Defens.Rebound	11 - OTTO Martin
3:20			Free Th. Miss	5 - HUEBNER Lars	18:41			2 Pt. Miss	11 - OTTO Martin
3:20			Offens.Rebound	4 - SCHWARZ Ralf	18:38		12 - ANDERSON Patrick	Defens.Rebound	
3:20			2 Pt. Miss	4 - SCHWARZ Ralf	18:23		15 - PETER Richard	2 Pt. Miss	
3:08			Offens.Rebound	4 - SCHWARZ Ralf	18:21		7 - DENNIS Jeff	Offens.Rebound	
3:05			2 Pt. Miss	4 - SCHWARZ Ralf	18:18	46-25	7 - DENNIS Jeff	2 Pt. in the paint	
3:04			Offens.Rebound	4 - SCHWARZ Ralf	17:59		12 - ANDERSON Patrick (P2,T2)	Foul	

Wheelchair Basketball

Wheelchair Basketball

Wheelchair Basketball

Wheelchair Basketball

MEN PRELIMINARY GROUP A PLAY BY PLAY



SUN 22 OCT 2000

SYDNEY SUPERDOME

Time	Score	Canada	Action	Germany	Time	Score	Canada	Action	Germany
SECOND HALF					SECOND HALF				
17:50			2 Pt. Miss	4 - SCHWARZ Ralf	10:07	58-31	10 - HALL Ken	2 Pt. in the paint	
17:48		12 - ANDERSON Patrick	Defens.Rebound		10:07		6 - TREUER James	Assist	
17:39		11 - BORISOFF Jaimie	2 Pt. Miss		9:37		5 - HENDERSON Roy	Steal	
17:36		12 - ANDERSON Patrick	Offens.Rebound		9:36			Turnover	12 - THALHEIM Dirk
17:34		12 - ANDERSON Patrick	2 Pt. Miss		9:14	60-31	10 - HALL Ken	2 Pt. in the paint	
17:34			Block Shot	11 - OTTO Martin	8:55			Player OUT	12 - THALHEIM Dirk
17:27			2 Pt. Miss	4 - SCHWARZ Ralf	8:55			Player IN	6 - SNEGOCKI Markus
17:25			Offens.Rebound	11 - OTTO Martin	8:50		8 - JOHNSON Joey (P2,T5)	Foul	
17:25	46-27		Tap MADE	11 - OTTO Martin	8:50			Free Th. Miss	8 - WIMMERS Guido
16:54		7 - DENNIS Jeff	2 Pt. Miss		8:50	60-32		Free Th. MADE	8 - WIMMERS Guido
16:51			Defens.Rebound	11 - OTTO Martin	8:33		6 - TREUER James	2 Pt. Miss	
16:37			2 Pt. Miss	7 - FISCHER Thomas	8:31			Defens.Rebound	8 - WIMMERS Guido
16:36		12 - ANDERSON Patrick	Defens.Rebound		8:31		5 - HENDERSON Roy (P2,T6)	Foul	
16:17	48-27	11 - BORISOFF Jaimie	2 Pt. in the paint		8:18			2 Pt. Miss	13 - CHRISTINK Lars
16:17		12 - ANDERSON Patrick	Assist		8:15		8 - JOHNSON Joey	Defens.Rebound	
15:40			2 Pt. Miss	7 - FISCHER Thomas	8:10			Foul	14 - COSKUN Ahmet (P4,T6)
15:38		12 - ANDERSON Patrick	Defens.Rebound		8:10		13 - STOUTENBURG Chris	Free Th. Miss	
15:31		Canada	Fast Break		8:10	61-32	13 - STOUTENBURG Chris	Free Th. MADE	
15:29	50-27	9 - NORTON Ross	2 Pt. in the paint		8:10		6 - TREUER James (P1,T7)	Foul	
15:29		7 - DENNIS Jeff	Assist		8:10			Player OUT	13 - CHRISTINK Lars
15:04	50-29		2 Pt. in the paint	11 - OTTO Martin	8:10			Player IN	7 - FISCHER Thomas
14:50		11 - BORISOFF Jaimie	2 Pt. Miss		7:57			2 Pt. Miss	14 - COSKUN Ahmet
14:47			Defens.Rebound	7 - FISCHER Thomas	7:53		8 - JOHNSON Joey	Defens.Rebound	
14:38			2 Pt. Miss	11 - OTTO Martin	7:22		13 - STOUTENBURG Chris	Turnover	
14:36		12 - ANDERSON Patrick	Defens.Rebound		7:11			2 Pt. Miss	14 - COSKUN Ahmet
14:20	52-29	7 - DENNIS Jeff	2 Pt. in the paint		7:10		8 - JOHNSON Joey	Defens.Rebound	
14:20		11 - BORISOFF Jaimie	Assist		6:43	63-32	10 - HALL Ken	2 Pt. MADE	
13:46			2 Pt. Miss	5 - HUEBNER Lars	6:32		8 - JOHNSON Joey (P3,T8)	Foul	
13:44		12 - ANDERSON Patrick	Defens.Rebound		6:32	63-33		Free Th. MADE	6 - SNEGOCKI Markus
13:29			Foul	11 - OTTO Martin (P3,T2)	6:32	63-34		Free Th. MADE	6 - SNEGOCKI Markus
13:20		7 - DENNIS Jeff	2 Pt. Miss		6:17	65-34	6 - TREUER James	2 Pt. MADE	
13:16		7 - DENNIS Jeff	Offens.Rebound		5:58	65-36		2 Pt. in the paint	8 - WIMMERS Guido
13:07		7 - DENNIS Jeff	2 Pt. Miss		5:38		8 - JOHNSON Joey	2 Pt. Miss	
13:04		7 - DENNIS Jeff	Offens.Rebound		5:35			Defens.Rebound	14 - COSKUN Ahmet
12:52			Foul	11 - OTTO Martin (P4,T3)	5:20		8 - JOHNSON Joey (P4,T9)	Foul	
12:52			Player OUT	4 - SCHWARZ Ralf	5:20		5 - HENDERSON Roy	Player OUT	
12:52			Player OUT	11 - OTTO Martin	5:20		6 - TREUER James	Player OUT	
12:52			Player IN	8 - WIMMERS Guido	5:20		4 - DUREPOS Dave	Player IN	
12:52			Player IN	14 - COSKUN Ahmet	5:20		14 - GAERTNER Travis	Player IN	
12:48		12 - ANDERSON Patrick	2 Pt. Miss		5:20	65-37		Free Th. MADE	8 - WIMMERS Guido
12:45			Defens.Rebound	5 - HUEBNER Lars	5:20			Free Th. Miss	8 - WIMMERS Guido
12:23		11 - BORISOFF Jaimie (P3,T3)	Foul		5:17			Offens.Rebound	14 - COSKUN Ahmet
12:16		15 - PETER Richard (P3,T4)	Foul		5:11	65-39		2 Pt. MADE	8 - WIMMERS Guido
12:16			Player OUT	7 - FISCHER Thomas	4:53		4 - DUREPOS Dave	2 Pt. Miss	
12:16			Player IN	12 - THALHEIM Dirk	4:52			Defens.Rebound	8 - WIMMERS Guido
12:16			Free Th. Miss	8 - WIMMERS Guido	4:23			Turnover	8 - WIMMERS Guido
12:16			Free Th. Miss	8 - WIMMERS Guido	4:15			Foul	14 - COSKUN Ahmet (P5,T7)
12:14		12 - ANDERSON Patrick	Defens.Rebound		4:15			Player OUT	8 - WIMMERS Guido
11:55		7 - DENNIS Jeff	Turnover		4:15			Player IN	4 - SCHWARZ Ralf
11:41			Turnover	14 - COSKUN Ahmet	4:15			Player OUT	14 - COSKUN Ahmet
11:31	54-29	9 - NORTON Ross	2 Pt. in the paint		4:15			Player IN	15 - KOEHLER Dirk
11:31		7 - DENNIS Jeff	Assist		4:15	66-39	4 - DUREPOS Dave	Free Th. MADE	
11:05			Turnover	12 - THALHEIM Dirk	4:15		4 - DUREPOS Dave	Free Th. Miss	
11:00			Foul	12 - THALHEIM Dirk (P1,T4)	4:13			Defens.Rebound	6 - SNEGOCKI Markus
11:00		11 - BORISOFF Jaimie	Player OUT		4:13		4 - DUREPOS Dave (P2,T10)	Foul	
11:00		9 - NORTON Ross	Player OUT		4:13	66-40		Free Th. MADE	6 - SNEGOCKI Markus
11:00		15 - PETER Richard	Player OUT		4:13	66-41		Free Th. MADE	6 - SNEGOCKI Markus
11:00		5 - HENDERSON Roy	Player IN		3:53		4 - DUREPOS Dave	Turnover	
11:00		6 - TREUER James	Player IN		3:26			3 Pt. Miss	6 - SNEGOCKI Markus
11:00		10 - HALL Ken	Player IN		3:06			Foul	7 - FISCHER Thomas (P2,T8)
11:00		7 - DENNIS Jeff	Player OUT		3:06		Canada	Time Out	
11:00		13 - STOUTENBURG Chris	Player IN		3:06		14 - GAERTNER Travis	Free Th. Miss	
11:00	55-29	12 - ANDERSON Patrick	Free Th. MADE		3:06		14 - GAERTNER Travis	Free Th. Miss	
11:00	56-29	12 - ANDERSON Patrick	Free Th. MADE		3:03			Defens.Rebound	6 - SNEGOCKI Markus
11:00		12 - ANDERSON Patrick	Player OUT		2:45			2 Pt. Miss	4 - SCHWARZ Ralf
11:00		8 - JOHNSON Joey	Player IN		2:42			Offens.Rebound	5 - HUEBNER Lars
10:46	56-31		2 Pt. MADE	14 - COSKUN Ahmet	2:30			Turnover	15 - KOEHLER Dirk
10:46			Assist	13 - CHRISTINK Lars	2:14			Foul	7 - FISCHER Thomas (P3,T9)
10:35			Foul	12 - THALHEIM Dirk (P2,T5)	2:14		14 - GAERTNER Travis	Free Th. Miss	

Wheelchair Basketball

Wheelchair Basketball

Wheelchair Basketball

Wheelchair Basketball

MEN PRELIMINARY GROUP A PLAY BY PLAY



SUN 22 OCT 2000

SYDNEY SUPERDOME

Time	Score	Canada	Action	Germany	Time	Score	Canada	Action	Germany
SECOND HALF					SECOND HALF				
2:14	67-41	14 - GAERTNER Travis	Free Th. MADE		1:15		14 - GAERTNER Travis	Free Th. Miss	
2:04			2 Pt. Miss	15 - KOEHLER Dirk	1:15	68-41	14 - GAERTNER Travis	Free Th. MADE	
2:02		13 - STOUTENBURG Chris	Defens.Rebound		0:51			2 Pt. Miss	6 - SNIEGOCKI Markus
1:53		4 - DUREPOS Dave	2 Pt. Miss		0:41		4 - DUREPOS Dave	3 Pt. Miss	
1:53			Block Shot	4 - SCHWARZ Ralf	0:37		8 - JOHNSON Joey	Offens.Rebound	
1:45		4 - DUREPOS Dave	2 Pt. Miss		0:35		8 - JOHNSON Joey	2 Pt. Miss	
1:42			Defens.Rebound	4 - SCHWARZ Ralf	0:33			Defens.Rebound	15 - KOEHLER Dirk
1:27			2 Pt. Miss	15 - KOEHLER Dirk	0:22	68-43		2 Pt. in the paint	4 - SCHWARZ Ralf
1:24			Offens.Rebound	4 - SCHWARZ Ralf	0:06			Steal	6 - SNIEGOCKI Markus
1:23			2 Pt. Miss	4 - SCHWARZ Ralf	0:03		4 - DUREPOS Dave	Turnover	
1:20		4 - DUREPOS Dave	Defens.Rebound		0:00			3 Pt. Miss	15 - KOEHLER Dirk
1:15			Foul	5 - HUEBNER Lars (P2,T10)	0:00			END of PERIOD	

Wheelchair Basketball

Wheelchair Basketball

Wheelchair Basketball

Wheelchair Basketball

PRNWB000000E9.00073 00102222:36V020

MEN PRELIMINARY GROUP A MATCH RESULTS



SUN 22 OCT 2000

SYDNEY SUPERDOME

Match No: 33

CAN 68 vs 43 GER

Start Time: 21:00

Attendance: 1160

Referees: CALIGIURI Gabriele (AUS)
SUGIYAMA Kaneyoshi (JPN)

BEHRE Christofer (SWE)

Scoring by 5 min intervals:	CAN	GER	1.HF				2.HF			
			17	29	39	42	50	58	65	68
			4	6	10	23	29	31	39	43

Canada (CAN)

No.	Name	MIN	PTS	Field Goals		2 Points		3 Points		Free Throws		Rebounds			AS	ST	TO	BS	PF
				M/A	%	M/A	%	M/A	%	M/A	%	OR	DR	TOT					
* 4	DUREPOS Dave	14:14	7	2/7	28.6	2/5	40.0	0/2	0.0	3/6	50.0		1	1			2		2
5	HENDERSON Roy	12:30		0/3	0.0	0/3	0.0					1	1	2		1	1		2
6	TREUER James	12:30	8	4/8	50.0	4/8	50.0					1	2	3	2				1
7	DENNIS Jeff	09:00	6	3/6	50.0	3/6	50.0					3		3	2		1		1
8	JOHNSON Joey	15:16	1	0/3	0.0	0/3	0.0			1/2	50.0	1	5	6			1		4
* 9	NORTON Ross	22:10	4	2/2	100.0	2/2	100.0			0/4	0.0		1	1	2		1		4
10	HALL Ken	22:06	8	4/4	100.0	4/4	100.0					1	1	2			1		
* 11	BORISOFF Jaimie	17:54	2	1/3	33.3	1/3	33.3								3				3
* 12	ANDERSON Patrick	24:44	18	6/11	54.5	5/9	55.6	1/2	50.0	5/6	83.3	4	13	17	6	3	1		2
13	STOUTENBURG Chris	17:50	3	1/2	50.0	1/2	50.0			1/2	50.0		1	1			1		1
14	GAERTNER Travis	09:36	3							3/8	37.5								1
* 15	PETER Richard	22:10	8	3/7	42.9	3/6	50.0	0/1	0.0	2/4	50.0	2		2	1	1	1		3
Team Coach																			
TOTALS			68	26/56	46.4	25/51	49.0	1/5	20.0	15/32	46.9	13	25	38	16	5	10		24
Coach		FROGLEY Michael																	
Assistant Coach		BOWES Paul																	
		TONELLO Jerry																	

Germany (GER)

No.	Name	MIN	PTS	Field Goals		2 Points		3 Points		Free Throws		Rebounds			AS	ST	TO	BS	PF
				M/A	%	M/A	%	M/A	%	M/A	%	OR	DR	TOT					
4	SCHWARZ Ralf	17:18	5	2/10	20.0	2/10	20.0			1/2	50.0	4	2	6				1	2
* 5	HUEBNER Lars	33:45	8	4/5	80.0	4/5	80.0			0/2	0.0	1	4	5					2
6	SNIEGOCKI Markus	21:45	4	0/3	0.0	0/2	0.0	0/1	0.0	4/4	100.0		2	2	3	1	1		1
7	FISCHER Thomas	22:29		0/2	0.0	0/2	0.0					1	1	1					3
8	WIMMERS Guido	21:27	12	3/7	42.9	3/7	42.9			6/14	42.9		5	5		1	3	2	2
* 9	HABERKORN Markus	07:10													1		3		
* 10	LEONHARDT Joerg	13:25	2	1/3	33.3	1/3	33.3									2			2
* 11	OTTO Martin	21:13	6	2/4	50.0	2/4	50.0			2/2	100.0	1	4	5			2	1	4
12	THALHEIM Dirk	09:36	2	1/3	33.3	1/3	33.3										2		2
13	CHRISTINK Lars	11:50	2	1/2	50.0	1/2	50.0								1				1
* 14	COSKUN Ahmet	15:47	2	1/5	20.0	1/5	20.0					1	2	3			1		5
15	KOEHLER Dirk	04:15		0/3	0.0	0/2	0.0	0/1	0.0				1	1			1		
Team Coach																			
TOTALS			43	15/47	31.9	15/45	33.3	0/2	0.0	13/24	54.2	7	21	28	5	2	15	4	24
Coach		ROEMER Gerd																	
Assistant Coach																			

	CAN	GER
Points from Turnovers:	16	3
Biggest Lead:	31 (63-32)	0
Second Chance Points:	11	6
Lead Changes:		

	CAN	GER
Points in the Paint:	40	20
Biggest Scoring Run:	26-2 (33-6)	11-1 (21-40)
Fast Break Points:	6	2
Times Tied:		1

Legend:

MIN : Minutes Played **M/A** : Made/Attempts **%** : Shooting Percentage **OR** : Offensive Rebounds
DR : Defensive Rebounds **TOT** : Total Rebounds **AS** : Assist **ST** : Steals
TO : Turnovers **BS** : Blocked Shots **PF** : Fouls **PTS** : Points
HF : Half of Time **OT** : Over Time * : Starting/Initial

PRNWB000000EA.00076A 00102222:36V010

TODAY'S MATCHES

Teams	Start	Half Time	Full Time	End of Regulation
NED Vs GBR	14:15	15 - 13	34 - 21	
JPN Vs MEX	16:15	30 - 14	57 - 41	
CAN Vs GER	19:00	12 - 14	36 - 26	
AUS Vs USA	21:00	21 - 10	44 - 36	

Preliminary Group A					
Rank		AUS	NED	USA	GBR
1	AUS		38-26	44-36	43-12
2	NED	26-38		45-26	34-21
3	USA	36-44	26-45		58-30
4	GBR	12-43	21-34	30-58	

MATCHES			POINTS		Class.
PLAY	WON	LOST	FOR	AGST	Points
3	3	0	125	74	6
3	2	1	105	85	5
3	1	2	120	119	4
3	0	3	63	135	3

Preliminary Group B					
Rank		CAN	JPN	GER	MEX
1	CAN		23-Oct	36-26	60-28
2	JPN	23-Oct		62-52	57-41
3	GER	26-36	52-62		23-Oct
4	MEX	28-60	41-57	23-Oct	

MATCHES			POINTS		Class.
PLAY	WON	LOST	FOR	AGST	Points
2	2	0	96	54	4
2	2	0	119	93	4
2	0	2	78	98	2
2	0	2	69	117	2

2 nd of GROUP B		25-Oct 19:00			
AUSTRALIA	AUS		#47	1st-2nd Place	
				27-Oct 21:30	
				#60	
NETHERLANDS	NED	25-Oct 21:00			
1 st of GROUP B			#48	3rd-4th Place	
				Loser of #47	
					27-Oct 19:30
				Loser of #48	#59
4 th of GROUP B		26-Oct 9:30			
UNITED STATES	USA		#49	5th-6th Place	
				27-Oct 16:30	
				#58	
GREAT BRITAIN	GBR	26-Oct 11:30			
3 rd of GROUP B			#50	7th-8th Place	
				Loser of #49	
					27-Oct 14:30
				Loser of #50	#57

Legend: OT: Over Time.

ROUND SUMMARY AT CONCLUSION
OF DAY 4, OCTOBER 22, 2000

PRNWB000000EB.00076A 00102222:38V010

TODAY'S MATCHES

Teams	Start	Half Time	Full Time	End of Regulation
MEX Vs RSA	9:30	51 - 14	83 - 34	
NED Vs FRA	11:30	36 - 26	76 - 51	
USA Vs GBR	14:15	35 - 26	74 - 65 (1.OT)	63 - 63
SWE Vs AUS	16:15	26 - 38	54 - 69	
JPN Vs KOR	19:00	31 - 23	64 - 43	
CAN Vs GER	21:00	42 - 23	68 - 43	

Preliminary Group A								MATCHES			POINTS		Class.
Rank		CAN	USA	GBR	GER	MEX	RSA	PLAY	WON	LOST	FOR	AGST	Points
1	CAN		23-Oct	55-50	68-43	61-33	85-25	4	4	0	269	151	8
2	USA	23-Oct		74-65	58-46	60-44	97-25	4	4	0	289	180	8
3	GBR	50-55	65-74		61-43	70-58	23-Oct	4	2	2	246	230	6
4	GER	43-68	46-58	43-61		23-Oct	113-27	4	1	3	245	214	5
5	MEX	33-61	44-60	58-70	23-Oct		83-34	4	1	3	218	225	5
6	RSA	25-85	25-97	23-Oct	27-113	34-83		4	0	4	111	378	4

Preliminary Group B								MATCHES			POINTS		Class.
Rank		NED	AUS	FRA	SWE	JPN	KOR	PLAY	WON	LOST	FOR	AGST	Points
1	NED		23-Oct	76-51	62-45	62-52	83-48	4	4	0	283	196	8
2	AUS	23-Oct		54-63	69-54	64-36	77-33	4	3	1	264	186	7
3	FRA	51-76	63-54		51-50	67-44	23-Oct	4	3	1	232	224	7
4	SWE	45-62	54-69	50-51		23-Oct	57-55	4	1	3	206	237	5
5	JPN	52-62	36-64	44-67	23-Oct		64-43	4	1	3	196	236	5
6	KOR	48-83	33-77	23-Oct	55-57	43-64		4	0	4	179	281	4

3 rd of GROUP B	25-Oct 14:15	
2 nd of GROUP A	#45	
	26-Oct 21:00	
	#54	
4 th of GROUP A	25-Oct 16:15	
1 st of GROUP B	#46	
	28-Oct 21:30	
	#66	
3 rd of GROUP A	25-Oct 11:30	
2 nd of GROUP B	#44	
	26-Oct 19:00	
	#53	
4 th of GROUP B	25-Oct 9:30	
1 st of GROUP A	#43	

1st-2nd Place
28-Oct 21:30
#66

5th-8th Place	27-Oct 11:30	
Loser of #46	#56	5th-6th Place
Loser of #45		28-Oct 16:30
		#64
5th-8th Place	27-Oct 9:30	
Loser of #44	#55	
Loser of #43		
7th-8th Place	28-Oct 14:30	
Loser of #56	#63	
Loser of #55		
9th-12th Place	26-Oct 14:15	
6 th of GROUP B	#51	9th-10th Place
5 th of GROUP A		28-Oct 11:30
		#62
9th-12th Place	26-Oct 16:15	
6 th of GROUP A	#52	
5 th of GROUP B		
11th-12th Place	28-Oct 9:30	
Loser of #51	#61	
Loser of #52		

3rd-4th Place	28-Oct 19:30	
Loser of #54	#65	
Loser of #53		

Legend: OT: Over Time.

ROUND SUMMARY AT CONCLUSION OF DAY 4, OCTOBER 22, 2000

PRNWB000000EC.00084A 00102222:39V020

Canada (CAN)

After 4 Matches

No.	Name	G	MIN	MPG	PTS	PPG	Field Goals		2 Points		3 Points		Free Throws		Rebounds			AS	ST	TO	BS	PF
							M/A	%	M/A	%	M/A	%	M/A	%	OR	DR	TOT					
4	DUREPOS Dave	4	54:53	13:43	27	6.8	7/26	26.9	7/21	33.3	0/5	0.0	13/22	59.1	1	5	6	3	2	5	1	5
5	HENDERSON Roy	4	49:57	12:29	8	2.0	3/8	37.5	3/8	37.5			2/4	50.0	3	7	10		2	4		5
6	TREUER James	4	46:54	11:43	30	7.5	12/24	50.0	12/24	50.0			6/16	37.5	4	8	12	7		6		5
7	DENNIS Jeff	4	26:17	6:34	20	5.0	9/19	47.4	9/19	47.4			2/4	50.0	10	1	11	3	1	4		2
8	JOHNSON Joey	4	70:52	17:43	14	3.5	6/16	37.5	6/16	37.5			2/7	28.6	4	25	29	4	2	9	4	8
9	NORTON Ross	4	116:23	29:05	13	3.3	6/15	40.0	6/15	40.0			1/6	16.7	3	11	14	6		5		11
10	HALL Ken	4	100:58	25:14	12	3.0	6/13	46.2	6/13	46.2			0/2	0.0	2	8	10	7	1	8		1
11	BORISOFF Jaimie	4	74:09	18:32	8	2.0	3/7	42.9	3/7	42.9			2/4	50.0		5	5	8				7
12	ANDERSON Patrick	4	100:32	25:08	76	19.0	30/55	54.5	27/46	58.7	3/9	33.3	13/18	72.2	12	41	53	15	9	4	3	7
13	STOUTENBURG Chris	4	51:05	12:46	15	3.8	7/9	77.8	7/9	77.8			1/7	14.3	1	4	5			4		5
14	GAERTNER Travis	4	35:39	8:54	23	5.8	8/12	66.7	8/12	66.7			7/17	41.2		1	1	1		1		5
15	PETER Richard	4	72:21	18:05	23	5.8	8/18	44.4	8/17	47.1	0/1	0.0	7/12	58.3	3	5	8	5	3	4		12
Team/Coach																						
TOTALS					269	67.3	105/222	47.3	102/207	49.3	3/15	20.0	56/119	47.1	43	121	164	59	20	54	8	73
OPPONENTS					151	37.8	61/222	27.5	58/197	29.4	3/25	12.0	26/66	39.4	34	86	120	33	13	70	7	98

Wheelchair Basketball

Wheelchair Basketball

Wheelchair Basketball

Wheelchair Basketball

	CAN	OPPONENTS
Points from Turnovers	65	30
Points in the Paint	166	64
Second Chance Points	35	20
Fast Break Points	32	15

AVERAGES PER GAME

	CAN	OPPONENTS
Total Field Goals Made	26.3	15.3
2 Points Field Goals Made	25.5	14.5
3 Points Field Goals Made	0.8	0.8
Free Throws Made	14.0	6.5
Offensive Rebounds	10.8	8.5
Deffensive Rebounds	30.3	21.5
Total Rebounds	41.0	30.0
Assists	14.8	8.3
Steals	5.0	3.3
Turnovers	13.5	17.5
Blocked Shots	2.0	1.8
Fouls	18.3	24.5
Points from Turnovers	16.3	7.5
Points in the Paint	41.5	16.0
Second Chance Points	8.8	5.0
Fast Break Points	8.0	3.8

Legend:

G : Games Played	MIN : Minutes Played	MPG : Minutes Played per Game	PTS : Points
PPG : Points per Game	M/A : Made/Attempts	% : Shooting Percentage	OR : Offensive Rebounds
DR : Defensive Rebounds	TOT : Total Rebounds	AS : Assists	ST : Steals
TO : Turnovers	BS : Blocked Shots	PF : Fouls	

PRNWB000000ED.00084A 00102222:39V020

Germany (GER)

After 4 Matches

No.	Name	G	MIN	MPG	PTS	PPG	Field Goals		2 Points		3 Points		Free Throws		Rebounds			AS	ST	TO	BS	PF
							M/A	%	M/A	%	M/A	%	M/A	%	OR	DR	TOT					
4	SCHWARZ Ralf	2	29:59	14:59	23	11.5	11/19	57.9	11/19	57.9			1/2	50.0	6	4	10		1	1	1	3
5	HUEBNER Lars	4	78:00	19:30	8	2.0	4/10	40.0	4/10	40.0			0/2	0.0	2	4	6	3	1	2		9
6	SNIEGOCKI Markus	3	46:42	15:34	10	3.3	2/8	25.0	2/7	28.6	0/1	0.0	6/6	100.0		4	4	5	2	3		5
7	FISCHER Thomas	4	90:28	22:37	15	3.8	6/17	35.3	6/16	37.5	0/1	0.0	3/4	75.0		2	2	6	1	7		9
8	WIMMERS Guido	4	74:46	18:41	41	10.3	15/36	41.7	15/36	41.7			11/23	47.8	5	26	31	1	6	5	3	9
9	HABERKORN Markus	2	28:01	14:00	9	4.5	3/11	27.3	3/11	27.3			3/4	75.0	2	2	4	5		3	1	2
10	LEONHARDT Joerg	2	34:12	17:06	10	5.0	5/9	55.6	5/9	55.6								3		2		4
11	OTTO Martin	3	67:27	22:29	26	8.7	11/22	50.0	11/22	50.0			4/7	57.1	1	14	15	1	2	3	1	9
12	THALHEIM Dirk	4	94:13	23:33	35	8.8	17/32	53.1	17/32	53.1			1/2	50.0	7	3	10	10	2	7		8
13	CHRISTINK Lars	4	108:24	27:06	14	3.5	6/33	18.2	6/30	20.0	0/3	0.0	2/4	50.0	2	4	6	17		10		11
14	COSKUN Ahmet	4	55:15	13:48	23	5.8	10/21	47.6	10/20	50.0	0/1	0.0	3/5	60.0	1	7	8	4	2	4		11
15	KOEHLER Dirk	4	92:33	23:08	31	7.8	12/31	38.7	12/30	40.0	0/1	0.0	7/10	70.0	8	22	30	4	5	5		9
Team/Coach																						
TOTALS					245	61.3	102/249	41.0	102/242	42.1	0/7	0.0	41/69	59.4	34	92	126	59	22	52	6	89
OPPONENTS					214	53.5	82/200	41.0	77/185	41.6	5/15	33.3	45/104	43.3	36	115	151	46	14	76	3	86

AVERAGES PER GAME

	GER	OPPONENTS
Points from Turnovers	74	38
Points in the Paint	154	106
Second Chance Points	26	28
Fast Break Points	16	20

	GER	OPPONENTS
Total Field Goals Made	25.5	20.5
2 Points Field Goals Made	25.5	19.3
3 Points Field Goals Made	0.0	1.3
Free Throws Made	10.3	11.3
Offensive Rebounds	8.5	9.0
Deffensive Rebounds	23.0	28.8
Total Rebounds	31.5	37.8
Assists	14.8	11.5
Steals	5.5	3.5
Turnovers	13.0	19.0
Blocked Shots	1.5	0.8
Fouls	22.3	21.5
Points from Turnovers	18.5	9.5
Points in the Paint	38.5	26.5
Second Chance Points	6.5	7.0
Fast Break Points	4.0	5.0

Legend:

G : Games Played	MIN : Minutes Played	MPG : Minutes Played per Game	PTS : Points
PPG : Points per Game	M/A : Made/Attempts	% : Shooting Percentage	OR : Offensive Rebounds
DR : Defensive Rebounds	TOT : Total Rebounds	AS : Assists	ST : Steals
TO : Turnovers	BS : Blocked Shots	PF : Fouls	

PRNWB000000EE.00084B 00102222:40V040

Name	G		PTS	PPG	Field Goals		2 Points		3 Points		Free Throws		Rebounds			AS	ST	TO	BS	PF		
					M/A	%	M/A	%	M/A	%	M/A	%	OR	DR	TOT							
Australia (AUS)	4	For	264	66.0	106/230	46.1	105/220	47.7	1/10	10.0	51/104	49.0	51	126	177	60	22	62	4	88		
		Agn	186	46.5	71/224	31.7	66/193	34.2	5/31	16.1	39/94	41.5	38	78	116	34	15	58	3	97		
Canada (CAN)	4	For	269	67.3	105/222	47.3	102/207	49.3	3/15	20.0	56/119	47.1	43	121	164	59	20	54	8	73		
		Agn	151	37.8	61/222	27.5	58/197	29.4	3/25	12.0	26/66	39.4	34	86	120	33	13	70	7	98		
France (FRA)	4	For	232	58.0	86/237	36.3	85/215	39.5	1/22	4.5	59/114	51.8	51	101	152	49	22	53	3	98		
		Agn	224	56.0	83/211	39.3	81/194	41.8	2/17	11.8	56/106	52.8	32	110	142	50	16	63	2	105		
Great Britain (GBR)	4	For	246	61.5	104/253	41.1	92/214	43.0	12/39	30.8	26/57	45.6	47	111	158	65	12	63	7	97		
		Agn	230	57.5	92/228	40.4	90/206	43.7	2/22	9.1	44/86	51.2	29	96	125	48	26	55	3	72		
Germany (GER)	4	For	245	61.3	102/249	41.0	102/242	42.1	0/7	0.0	41/69	59.4	34	92	126	59	22	52	6	89		
		Agn	214	53.5	82/200	41.0	77/185	41.6	5/15	33.3	45/104	43.3	36	115	151	46	14	76	3	86		
Japan (JPN)	4	For	196	49.0	75/222	33.8	69/189	36.5	6/33	18.2	40/79	50.6	27	94	121	43	20	62	5	84		
		Agn	236	59.0	97/235	41.3	94/222	42.3	3/13	23.1	39/73	53.4	48	111	159	59	23	68	3	82		
Korea (KOR)	4	For	179	44.8	70/209	33.5	66/194	34.0	4/15	26.7	35/91	38.5	41	94	135	35	16	97	2	95		
		Agn	281	70.3	117/261	44.8	115/250	46.0	2/11	18.2	45/84	53.6	55	111	166	68	35	64	12	94		
Mexico (MEX)	4	For	218	54.5	92/256	35.9	91/227	40.1	1/29	3.4	33/60	55.0	37	87	124	35	28	67	7	89		
		Agn	225	56.3	93/210	44.3	93/207	44.9	0/3	0.0	39/82	47.6	30	116	146	60	17	93	5	65		
Netherlands (NED)	4	For	283	70.8	118/246	48.0	115/228	50.4	3/18	16.7	44/85	51.8	41	111	152	65	25	54	7	94		
		Agn	196	49.0	73/233	31.3	67/190	35.3	6/43	14.0	44/85	51.8	40	94	134	37	18	68	1	92		
South Africa (RSA)	4	For	111	27.8	44/183	24.0	44/176	25.0	0/7	0.0	23/67	34.3	23	77	100	23	14	136	4	81		
		Agn	378	94.5	162/303	53.5	161/294	54.8	1/9	11.1	53/94	56.4	62	112	174	85	42	61	11	64		
Sweden (SWE)	4	For	206	51.5	78/241	32.4	73/213	34.3	5/28	17.9	45/86	52.3	46	98	144	43	20	62	4	105		
		Agn	237	59.3	92/221	41.6	90/210	42.9	2/11	18.2	51/117	43.6	44	120	164	47	18	69	4	94		
United States of America (USA)	4	For	289	72.3	123/244	50.4	121/240	50.4	2/4	50.0	41/89	46.1	41	123	164	76	29	56	3	42		
		Agn	180	45.0	80/244	32.8	73/217	33.6	7/27	25.9	13/29	44.8	34	86	120	45	13	73	6	86		
TOTALS FOR ALL TEAMS					2738		1103/2792	39.5	1065/2565	41.5	38/227	16.7	494/1020	48.4	482	1235	1717	612	250	818	60	1035

Legend:

G : Games Played	Agn : Against	PF : Fouls	PTS : Points
PPG : Points per Game	M/A : Made/Attempts	% : Shooting Percentage	OR : Offensive Rebounds
DR : Defensive Rebounds	TOT : Total Rebounds	AS : Assists	ST : Steals
TO : Turnovers	BS : Blocked Shots		

PRNWB000000EF.00085A 00102222:42V040

TOTAL FIELD GOALS %				
Rk	Team	G	M/A	%
1	USA	4	123/244	50.4%
2	NED	4	118/246	48.0%
3	CAN	4	105/222	47.3%
4	AUS	4	106/230	46.1%
5	GBR	4	104/253	41.1%
6	GER	4	102/249	41.0%
7	FRA	4	86/237	36.3%
8	MEX	4	92/256	35.9%
9	JPN	4	75/222	33.8%
10	KOR	4	70/209	33.5%
11	SWE	4	78/241	32.4%
12	RSA	4	44/183	24.0%

2 POINTS FIELD GOALS %				
Rk	Team	G	M/A	%
1	USA	4	121/240	50.4%
	NED	4	115/228	50.4%
3	CAN	4	102/207	49.3%
4	AUS	4	105/220	47.7%
5	GBR	4	92/214	43.0%
6	GER	4	102/242	42.1%
7	MEX	4	91/227	40.1%
8	FRA	4	85/215	39.5%
9	JPN	4	69/189	36.5%
10	SWE	4	73/213	34.3%
11	KOR	4	66/194	34.0%
12	RSA	4	44/176	25.0%

3 POINTS FIELD GOALS %				
Rk	Team	G	M/A	%
1	USA	4	2/4	50.0%
2	GBR	4	12/39	30.8%
3	KOR	4	4/15	26.7%
4	CAN	4	3/15	20.0%
5	JPN	4	6/33	18.2%
6	SWE	4	5/28	17.9%
7	NED	4	3/18	16.7%
8	AUS	4	1/10	10.0%
9	FRA	4	1/22	4.5%
10	MEX	4	1/29	3.4%

FREE THROWS %				
Rk	Team	G	M/A	%
1	GER	4	41/69	59.4%
2	MEX	4	33/60	55.0%
3	SWE	4	45/86	52.3%
4	FRA	4	59/114	51.8%
	NED	4	44/85	51.8%
6	JPN	4	40/79	50.6%
7	AUS	4	51/104	49.0%
8	CAN	4	56/119	47.1%
9	USA	4	41/89	46.1%
10	GBR	4	26/57	45.6%
11	KOR	4	35/91	38.5%
12	RSA	4	23/67	34.3%

POINTS FOR				
Rk	Team	G	Total	Avg
1	USA	4	289	72.3
2	NED	4	283	70.8
3	CAN	4	269	67.3
4	AUS	4	264	66.0
5	GBR	4	246	61.5
6	GER	4	245	61.3
7	FRA	4	232	58.0
8	MEX	4	218	54.5
9	SWE	4	206	51.5
10	JPN	4	196	49.0
11	KOR	4	179	44.8
12	RSA	4	111	27.8

POINTS AGAINST				
Rk	Team	G	Total	Avg
1	CAN	4	151	37.8
2	USA	4	180	45.0
3	AUS	4	186	46.5
4	NED	4	196	49.0
5	GER	4	214	53.5
6	FRA	4	224	56.0
7	MEX	4	225	56.3
8	GBR	4	230	57.5
9	JPN	4	236	59.0
10	SWE	4	237	59.3
11	KOR	4	281	70.3
12	RSA	4	378	94.5

REBOUNDS						
Rk	Team	G	Off	Def	Total	Avg
1	AUS	4	51	126	177	44.3
2	CAN	4	43	121	164	41.0
	USA	4	41	123	164	41.0
4	GBR	4	47	111	158	39.5
5	FRA	4	51	101	152	38.0
	NED	4	41	111	152	38.0
7	SWE	4	46	98	144	36.0
8	KOR	4	41	94	135	33.8
9	GER	4	34	92	126	31.5
10	MEX	4	37	87	124	31.0
11	JPN	4	27	94	121	30.3
12	RSA	4	23	77	100	25.0

ASSISTS				
Rk	Team	G	Total	Avg
1	USA	4	76	19.0
2	GBR	4	65	16.3
	NED	4	65	16.3
4	AUS	4	60	15.0
5	CAN	4	59	14.8
	GER	4	59	14.8
7	FRA	4	49	12.3
8	JPN	4	43	10.8
	SWE	4	43	10.8
10	KOR	4	35	8.8
	MEX	4	35	8.8
12	RSA	4	23	5.8

STEALS				
Rk	Team	G	Total	Avg
1	USA	4	29	7.3
2	MEX	4	28	7.0
3	NED	4	25	6.3
4	AUS	4	22	5.5
	FRA	4	22	5.5
	GER	4	22	5.5
7	CAN	4	20	5.0
	JPN	4	20	5.0
	SWE	4	20	5.0
10	KOR	4	16	4.0
11	RSA	4	14	3.5
12	GBR	4	12	3.0

TURNOVERS				
Rk	Team	G	Total	Avg
1	RSA	4	136	34.0
2	KOR	4	97	24.3
3	MEX	4	67	16.8
4	GBR	4	63	15.8
5	AUS	4	62	15.5
	JPN	4	62	15.5
	SWE	4	62	15.5
8	USA	4	56	14.0
9	CAN	4	54	13.5
	NED	4	54	13.5
11	FRA	4	53	13.3
12	GER	4	52	13.0

BLOCKED SHOTS				
Rk	Team	G	Total	Avg
1	CAN	4	8	2.0
2	GBR	4	7	1.8
	MEX	4	7	1.8
	NED	4	7	1.8
5	GER	4	6	1.5
6	JPN	4	5	1.3
7	AUS	4	4	1.0
	RSA	4	4	1.0
	SWE	4	4	1.0
10	FRA	4	3	0.8
	USA	4	3	0.8
12	KOR	4	2	0.5

FOULS				
Rk	Team	G	Total	Avg
1	SWE	4	105	26.3
2	FRA	4	98	24.5
3	GBR	4	97	24.3
4	KOR	4	95	23.8
5	NED	4	94	23.5
6	GER	4	89	22.3
	MEX	4	89	22.3
8	AUS	4	88	22.0
9	JPN	4	84	21.0
10	RSA	4	81	20.3
11	CAN	4	73	18.3
12	USA	4	42	10.5

Legend:
G : Games Played **M/A** : Made Attempts % : Shooting Percentage **Avg** : Average per Game
Off : Offensive Rebounds **Def** : Defensive Rebounds **Rk** : Rank

TEAM RANKING AT CONCLUSION OF
DAY 4, OCTOBER 22, 2000

PRNWB000000F0.00085B 00102222:42V040

SCORING											
Rk	Name	Team	G	2 Points		3 Points		Free Throws		Total	Avg
1	JANSENS Koen	NED	4	46/83	55.4%	1/2	50.0%	20/25	80.0%	115	28.8
2	BAYE Philippe	FRA	4	29/67	43.3%	0/11	0.0%	38/51	74.5%	96	24.0
3	SACHS Troy	AUS	4	29/55	52.7%	1/3	33.3%	28/42	66.7%	89	22.3
4	ANDERSON Patrick	CAN	4	27/46	58.7%	3/9	33.3%	13/18	72.2%	76	19.0
5	ZAVALA Salvador	MEX	4	27/53	50.9%	0/1	0.0%	10/13	76.9%	64	16.0
6	OSHIMA Tomohiko	JPN	4	22/47	46.8%	0/2	0.0%	17/24	70.8%	61	15.3
7	NESS Brad	AUS	4	28/51	54.9%	0/0		4/9	44.4%	60	15.0
8	BERGLUND Gunnar	SWE	4	18/43	41.9%	3/12	25.0%	14/23	60.9%	59	14.8
9	GLASBRENNER Jeffrey James	USA	4	25/34	73.5%	0/0		6/24	25.0%	56	14.0
10	SCHULTE Paul	USA	4	20/36	55.6%	1/3	33.3%	12/24	50.0%	55	13.8

REBOUNDS							
Rk	Name	Team	G	Off	Def	Total	Avg
1	MUNN Simon	GBR	4	18	36	54	13.5
2	ANDERSON Patrick	CAN	4	12	41	53	13.3
3	NESS Brad	AUS	4	14	38	52	13.0
4	JANSENS Koen	NED	4	14	32	46	11.5
5	SACHS Troy	AUS	4	9	37	46	11.5
6	ANDERSSON Lars-Gunnar	SWE	4	8	35	43	10.8
7	KIM Ji-Nam	KOR	4	12	29	41	10.3
8	BAYE Philippe	FRA	4	8	30	38	9.5
9	GLASBRENNER Jeffrey James	USA	4	7	29	36	9.0
10	ZAVALA Salvador	MEX	4	12	20	32	8.0

ASSIST					
Rk	Name	Team	G	Total	Avg
1	van der LINDEN Gert Jan	NED	4	41	10.3
2	GUYOT Frederic	FRA	4	26	6.5
3	SCHULTE Paul	USA	4	24	6.0
4	PRICE Colin	GBR	4	19	4.8
5	SACHS Troy	AUS	4	18	4.5
6	CHRISTINK Lars	GER	4	17	4.3
	KORETOMO Keisuke	JPN	3	13	4.3
8	JUETTE Melvin Sean	USA	4	16	4.0
9	ANDERSON Patrick	CAN	4	15	3.8
10	ORTEGA Raul	MEX	4	14	3.5

STEALS					
Rk	Name	Team	G	Total	Avg
1	JANSENS Koen	NED	4	11	2.8
2	KORETOMO Keisuke	JPN	3	8	2.7
3	ANDERSON Patrick	CAN	4	9	2.3
	ORTEGA Raul	MEX	4	9	2.3
5	JEBARI Mustafa	NED	4	8	2.0
	SACHS Troy	AUS	4	8	2.0
7	KIM Ji-Nam	KOR	4	7	1.8
	ZAVALA Salvador	MEX	4	7	1.8
9	WIMMERS Guido	GER	4	6	1.5

8 players tied at 1.3

TURNOVERS					
Rk	Name	Team	G	Total	Avg
1	IM Chan-Kuw	KOR	4	23	5.8
2	VICTOR Joppie	RSA	4	22	5.5
3	OESCHGER Kobus	RSA	4	18	4.5
	HERNANDEZ Gilberto	MEX	2	9	4.5
5	SACHS Troy	AUS	4	17	4.3
6	HAN Sa-Hyun	KOR	4	16	4.0
7	MANYANA Buntu	RSA	4	15	3.8
	OSHIMA Tomohiko	JPN	4	15	3.8
	WILLIAMS Ralph	RSA	4	15	3.8
10	KORETOMO Keisuke	JPN	3	11	3.7

BLOCKED SHOTS					
Rk	Name	Team	G	Total	Avg
1	JOHNSON Joey	CAN	4	4	1.0
2	ANDERSON Patrick	CAN	4	3	0.8
	ANDERSSON Lars-Gunnar	SWE	4	3	0.8
	MUNN Simon	GBR	4	3	0.8
	WIMMERS Guido	GER	4	3	0.8

9 players tied at 0.5

FOULS					
Rk	Name	Team	G	Total	Avg
1	KO Kwang-Yub	KOR	4	17	4.3
2	IM Chan-Kuw	KOR	4	16	4.0
	OSHIMA Tomohiko	JPN	4	16	4.0
4	JIMBO Yasuhiro	JPN	4	15	3.8
	POLLOCK Jonathan	GBR	4	15	3.8
	VICTOR Joppie	RSA	4	15	3.8
7	KORETOMO Keisuke	JPN	3	11	3.7
	MARTENS Rene	NED	3	11	3.7

3 players tied at 3.5

Legend:
G : Games Played **M/A** : Made Attempts % : Shooting Percentage **Avg** : Average per Game
Off : Offensive Rebounds **Def** : Defensive Rebounds **Rk** : Rank

NOTE: Players eligible for statistics with attempts/games minimum, have to play at least 50% of all games

PLAYER RANKING AT CONCLUSION OF DAY 4, OCTOBER 22, 2000

TOTAL FIELD GOALS % (8 attempts/game minimum)

Rk	Name	Team	G	M/A	%
1	GLASBRENNER Jeffrey James	USA	4	25/34	73.5%
2	GILL JR Chuck	USA	3	15/24	62.5%
3	SCHWARZ Ralf	GER	2	11/19	57.9%
4	JOHNSON Larry	USA	4	18/32	56.3%
5	JANSENS Koen	NED	4	47/85	55.3%
6	NESS Brad	AUS	4	28/51	54.9%
7	ANDERSON Patrick	CAN	4	30/55	54.5%
8	SCHULTE Paul	USA	4	21/39	53.8%
9	THALHEIM Dirk	GER	4	17/32	53.1%
10	PRICE Colin	GBR	4	20/38	52.6%

TOTAL FIELD GOALS MADE

Rk	Name	Team	G	Total	Avg
1	JANSENS Koen	NED	4	47	11.8
2	ANDERSON Patrick	CAN	4	30	7.5
	SACHS Troy	AUS	4	30	7.5
4	BAYE Philippe	FRA	4	29	7.3
5	NESS Brad	AUS	4	28	7.0
6	ZAVALA Salvador	MEX	4	27	6.8
7	GLASBRENNER Jeffrey James	USA	4	25	6.3
8	OSHIMA Tomohiko	JPN	4	22	5.5
	SCHWARZ Ralf	GER	2	11	5.5

4 players tied at 5.3

2 POINTS FIELD GOALS % (6 attempts/game minimum)

Rk	Name	Team	G	M/A	%
1	GLASBRENNER Jeffrey James	USA	4	25/34	73.5%
2	van der WERF Kornelis	NED	4	18/28	64.3%
3	GILL JR Chuck	USA	3	15/24	62.5%
4	ANDERSON Patrick	CAN	4	27/46	58.7%
5	SCHWARZ Ralf	GER	2	11/19	57.9%
6	JOHNSON Larry	USA	4	18/32	56.3%
7	SCHULTE Paul	USA	4	20/36	55.6%
8	JANSENS Koen	NED	4	46/83	55.4%
9	NESS Brad	AUS	4	28/51	54.9%
10	van der LINDEN Gert Jan	NED	4	13/24	54.2%

2 POINTS FIELD GOALS MADE

Rk	Name	Team	G	Total	Avg
1	JANSENS Koen	NED	4	46	11.5
2	BAYE Philippe	FRA	4	29	7.3
	SACHS Troy	AUS	4	29	7.3
4	NESS Brad	AUS	4	28	7.0
5	ANDERSON Patrick	CAN	4	27	6.8
	ZAVALA Salvador	MEX	4	27	6.8
7	GLASBRENNER Jeffrey James	USA	4	25	6.3
8	OSHIMA Tomohiko	JPN	4	22	5.5
	SCHWARZ Ralf	GER	2	11	5.5
10	MUNN Simon	GBR	4	21	5.3

3 POINTS FIELD GOALS % (2 attempts/game minimum)

Rk	Name	Team	G	M/A	%
1	POLLOCK Jonathan	GBR	4	8/23	34.8%
2	ANDERSON Patrick	CAN	4	3/9	33.3%
	KORETOMO Keisuke	JPN	3	3/9	33.3%
4	BERGLUND Gunnar	SWE	4	3/12	25.0%
5	HAIDARI Hussein	SWE	4	2/12	16.7%
6	MIYAKE Katsumi	JPN	4	2/14	14.3%
7	van der LINDEN Gert Jan	NED	4	2/15	13.3%
8	OLIVAS Julio Cesar	MEX	4	1/8	12.5%

3 POINTS FIELD GOALS MADE

Rk	Name	Team	G	Total	Avg
1	POLLOCK Jonathan	GBR	4	8	2.0
2	KORETOMO Keisuke	JPN	3	3	1.0
3	ADEPITAN Ade	GBR	4	3	0.8
	ANDERSON Patrick	CAN	4	3	0.8
	BERGLUND Gunnar	SWE	4	3	0.8
6	HAIDARI Hussein	SWE	4	2	0.5
	IM Chan-Kuw	KOR	4	2	0.5
	KIM Jung-Seob	KOR	4	2	0.5
	MIYAKE Katsumi	JPN	4	2	0.5
	van der LINDEN Gert Jan	NED	4	2	0.5

FREE THROWS % (3 attempts/game minimum)

Rk	Name	Team	G	M/A	%
1	JANSENS Koen	NED	4	20/25	80.0%
2	ZAVALA Salvador	MEX	4	10/13	76.9%
3	BAYE Philippe	FRA	4	38/51	74.5%
4	ANDERSON Patrick	CAN	4	13/18	72.2%
5	OSHIMA Tomohiko	JPN	4	17/24	70.8%
6	HAN Sa-Hyun	KOR	4	11/16	68.8%
7	SACHS Troy	AUS	4	28/42	66.7%
8	BERGLUND Gunnar	SWE	4	14/23	60.9%
9	DUREPOS Dave	CAN	4	13/22	59.1%

2 players tied at 58.3

FREE THROWS MADE

Rk	Name	Team	G	Total	Avg
1	BAYE Philippe	FRA	4	38	9.5
2	SACHS Troy	AUS	4	28	7.0
3	JANSENS Koen	NED	4	20	5.0
4	OSHIMA Tomohiko	JPN	4	17	4.3
5	BERGLUND Gunnar	SWE	4	14	3.5
6	ANDERSON Patrick	CAN	4	13	3.3
	DUREPOS Dave	CAN	4	13	3.3
	van der LINDEN Gert Jan	NED	4	13	3.3
9	SCHULTE Paul	USA	4	12	3.0

2 players tied at 2.8

Legend:

G : Games Played **M/A** : Made Attempts **%** : Shooting Percentage **Avg** : Average per Game
Off : Offensive Rebounds **Def** : Defensive Rebounds **Rk** : Rank

NOTE: Players eligible for statistics with attempts/games minimum, have to play at least 50% of all games

**PLAYER RANKING AT CONCLUSION OF
 DAY 4, OCTOBER 22, 2000**

PRNWB000000F1.00084B 00102222:44V030

Name	G		PTS	PPG	Field Goals		2 Points		3 Points		Free Throws		Rebounds					AS	ST	TO	BS	PF
					M/A	%	M/A	%	M/A	%	M/A	%	OR	DR	TOT							
Australia (AUS)	3	For	125	41.7	52/166	31.3	52/162	32.1	0/4	0.0	21/36	58.3	30	78	108	41	17	32	8	36		
		Agn	74	24.7	31/142	21.8	29/133	21.8	2/9	22.2	10/26	38.5	28	72	100	13	6	56	8	51		
Canada (CAN)	2	For	96	48.0	41/113	36.3	39/105	37.1	2/8	25.0	12/38	31.6	26	49	75	22	18	42	7	24		
		Agn	54	27.0	24/94	25.5	23/91	25.3	1/3	33.3	5/18	27.8	18	51	69	13	6	61	2	41		
Great Britain (GBR)	3	For	63	21.0	26/122	21.3	26/119	21.8	0/3	0.0	11/37	29.7	22	71	93	17	6	70	6	52		
		Agn	135	45.0	54/174	31.0	52/168	31.0	2/6	33.3	25/55	45.5	45	70	115	33	15	39	6	46		
Germany (GER)	2	For	78	39.0	31/124	25.0	28/114	24.6	3/10	30.0	13/27	48.1	25	53	78	15	6	39		50		
		Agn	98	49.0	36/97	37.1	35/93	37.6	1/4	25.0	25/53	47.2	16	58	74	17	8	41	8	40		
Japan (JPN)	2	For	119	59.5	47/103	45.6	47/102	46.1	0/1	0.0	25/65	38.5	17	70	87	29	7	41	3	46		
		Agn	93	46.5	37/139	26.6	35/128	27.3	2/11	18.2	17/32	53.1	23	44	67	17	7	31		57		
Mexico (MEX)	2	For	69	34.5	30/109	27.5	30/105	28.6	0/4	0.0	9/23	39.1	16	42	58	15	7	53	2	48		
		Agn	117	58.5	52/119	43.7	51/114	44.7	1/5	20.0	12/50	24.0	27	61	88	34	17	42	2	30		
Netherlands (NED)	3	For	105	35.0	46/147	31.3	44/142	31.0	2/5	40.0	11/44	25.0	29	82	111	25	5	43	10	52		
		Agn	85	28.3	36/160	22.5	35/148	23.6	1/12	8.3	12/37	32.4	33	72	105	25	10	39	4	49		
United States of America (USA)	3	For	120	40.0	50/191	26.2	47/173	27.2	3/18	16.7	17/47	36.2	49	72	121	26	12	35	3	53		
		Agn	119	39.7	53/150	35.3	53/147	36.1	0/3	0.0	13/46	28.3	24	89	113	38	9	46	9	47		
TOTALS FOR ALL TEAMS					323/1075	30.0	313/1022	30.6	10/53	18.9	119/317	37.5	214	517	731	190	78	355	39	361		

Wheelchair Basketball

Wheelchair Basketball

Wheelchair Basketball

Wheelchair Basketball

Legend:

G : Games Played	Agn : Against	PF : Fouls	PTS : Points
PPG : Points per Game	M/A : Made/Attempts	% : Shooting Percentage	OR : Offensive Rebounds
DR : Defensive Rebounds	TOT : Total Rebounds	AS : Assists	ST : Steals
TO : Turnovers	BS : Blocked Shots		

PRNWB000000F2.00085A 00102222:45V030

TOTAL FIELD GOALS %				
Rk	Team	G	M/A	%
1	JPN	2	47/103	45.6%
2	CAN	2	41/113	36.3%
3	AUS	3	52/166	31.3%
	NED	3	46/147	31.3%
5	MEX	2	30/109	27.5%
6	USA	3	50/191	26.2%
7	GER	2	31/124	25.0%
8	GBR	3	26/122	21.3%

2 POINTS FIELD GOALS %				
Rk	Team	G	M/A	%
1	JPN	2	47/102	46.1%
2	CAN	2	39/105	37.1%
3	AUS	3	52/162	32.1%
4	NED	3	44/142	31.0%
5	MEX	2	30/105	28.6%
6	USA	3	47/173	27.2%
7	GER	2	28/114	24.6%
8	GBR	3	26/119	21.8%

3 POINTS FIELD GOALS %				
Rk	Team	G	M/A	%
1	NED	3	2/5	40.0%
2	GER	2	3/10	30.0%
3	CAN	2	2/8	25.0%
4	USA	3	3/18	16.7%

FREE THROWS %				
Rk	Team	G	M/A	%
1	AUS	3	21/36	58.3%
2	GER	2	13/27	48.1%
3	MEX	2	9/23	39.1%
4	JPN	2	25/65	38.5%
5	USA	3	17/47	36.2%
6	CAN	2	12/38	31.6%
7	GBR	3	11/37	29.7%
8	NED	3	11/44	25.0%

POINTS FOR				
Rk	Team	G	Total	Avg
1	JPN	2	119	59.5
2	CAN	2	96	48.0
3	AUS	3	125	41.7
4	USA	3	120	40.0
5	GER	2	78	39.0
6	NED	3	105	35.0
7	MEX	2	69	34.5
8	GBR	3	63	21.0

POINTS AGAINST				
Rk	Team	G	Total	Avg
1	AUS	3	74	24.7
2	CAN	2	54	27.0
3	NED	3	85	28.3
4	USA	3	119	39.7
5	GBR	3	135	45.0
6	JPN	2	93	46.5
7	GER	2	98	49.0
8	MEX	2	117	58.5

REBOUNDS						
Rk	Team	G	Off	Def	Total	Avg
1	JPN	2	17	70	87	43.5
2	USA	3	49	72	121	40.3
3	GER	2	25	53	78	39.0
4	CAN	2	26	49	75	37.5
5	NED	3	29	82	111	37.0
6	AUS	3	30	78	108	36.0
7	GBR	3	22	71	93	31.0
8	MEX	2	16	42	58	29.0

ASSISTS				
Rk	Team	G	Total	Avg
1	JPN	2	29	14.5
2	AUS	3	41	13.7
3	CAN	2	22	11.0
4	USA	3	26	8.7
5	NED	3	25	8.3
6	GER	2	15	7.5
	MEX	2	15	7.5
8	GBR	3	17	5.7

STEALS				
Rk	Team	G	Total	Avg
1	CAN	2	18	9.0
2	AUS	3	17	5.7
3	USA	3	12	4.0
4	JPN	2	7	3.5
	MEX	2	7	3.5
6	GER	2	6	3.0
7	GBR	3	6	2.0
8	NED	3	5	1.7

TURNOVERS				
Rk	Team	G	Total	Avg
1	MEX	2	53	26.5
2	GBR	3	70	23.3
3	CAN	2	42	21.0
4	JPN	2	41	20.5
5	GER	2	39	19.5
6	NED	3	43	14.3
7	USA	3	35	11.7
8	AUS	3	32	10.7

BLOCKED SHOTS				
Rk	Team	G	Total	Avg
1	CAN	2	7	3.5
2	NED	3	10	3.3
3	AUS	3	8	2.7
4	GBR	3	6	2.0
5	JPN	2	3	1.5
6	USA	3	3	1.0
	MEX	2	2	1.0

FOULS				
Rk	Team	G	Total	Avg
1	GER	2	50	25.0
2	MEX	2	48	24.0
3	JPN	2	46	23.0
4	USA	3	53	17.7
5	GBR	3	52	17.3
	NED	3	52	17.3
7	AUS	3	36	12.0
	CAN	2	24	12.0

Legend:
G : Games Played **M/A** : Made Attempts % : Shooting Percentage **Avg** : Average per Game
Off : Offensive Rebounds **Def** : Defensive Rebounds **Rk** : Rank

TEAM RANKING AT CONCLUSION OF
 DAY 4, OCTOBER 22, 2000

PRNWB000000F3.00085B 00102222:45V030

SCORING											
Rk	Name	Team	G	2 Points		3 Points	Free Throws		Total	Avg	
1	UEMURA Chika	JPN	2	15/33	45.5%	0/0	7/17	41.2%	37	18.5	
2	van VEGGEL Jeanine	NED	3	16/38	42.1%	1/1	100.0%	7/16	43.8%	42	14.0
3	VAZQUEZ DELGADILLO Lucia	MEX	2	10/25	40.0%	0/3	0.0%	6/13	46.2%	26	13.0
4	TESCH Liesl	AUS	3	13/37	35.1%	0/3	0.0%	11/16	68.8%	37	12.3
5	JANUSCH Anja	GER	2	10/27	37.0%	0/2	0.0%	3/4	75.0%	23	11.5
	SOEDA Tomoe	JPN	2	10/20	50.0%	0/0		3/8	37.5%	23	11.5
7	RADKE Lori	CAN	2	10/21	47.6%	0/0		1/4	25.0%	21	10.5
	TAKABAYASHI Mika	JPN	2	8/18	44.4%	0/1	0.0%	5/11	45.5%	21	10.5
9	MASHIKO Megumi	JPN	2	9/14	64.3%	0/0		2/9	22.2%	20	10.0
10	CARTER Amanda	AUS	3	14/34	41.2%	0/0		1/5	20.0%	29	9.7

REBOUNDS							
Rk	Name	Team	G	Off	Def	Total	Avg
1	UEMURA Chika	JPN	2	7	36	43	21.5
2	TESCH Liesl	AUS	3	7	29	36	12.0
3	JANUSCH Anja	GER	2	9	14	23	11.5
4	VAZQUEZ DELGADILLO Lucia	MEX	2	5	15	20	10.0
5	BAILLIE Sarah	GBR	3	5	22	27	9.0
6	JOHNSON Josie	USA	3	14	12	26	8.7
	van VEGGEL Jeanine	NED	3	5	21	26	8.7
	van der LAAN Guda	NED	3	3	23	26	8.7
9	DEL COLLE Renee	CAN	2	2	15	17	8.5

2 players tied at 8.0

ASSIST					
Rk	Name	Team	G	Total	Avg
1	TAKABAYASHI Mika	JPN	2	16	8.0
2	TESCH Liesl	AUS	3	12	4.0
3	van der LAAN Guda	NED	3	11	3.7
4	VAZQUEZ DELGADILLO Lucia	MEX	2	7	3.5
5	ADAMS Julianne	AUS	3	9	3.0
6	MASHIKO Megumi	JPN	2	5	2.5
	NGUYEN-THI Nu	GER	2	5	2.5
	SOEDA Tomoe	JPN	2	5	2.5
9	RIPP Christina	USA	3	7	2.3
	TIGGELMAN Inge	NED	3	7	2.3

STEALS				
Rk	Name	Team	G	Avg
1	OHAMA Kendra	CAN	2	2.5
2	MOSELY Alison	AUS	3	1.7
	TESCH Liesl	AUS	3	1.7
4	MONTANO Ma. Carmen	MEX	2	1.5
	RADKE Lori	CAN	2	1.5
	TAKABAYASHI Mika	JPN	2	1.5

7 players tied at 1.0

TURNOVERS				
Rk	Name	Team	G	Avg
1	WILD Ann	GBR	3	7.0
2	JANUSCH Anja	GER	2	5.0
	VAZQUEZ Teresita	MEX	2	5.0
4	van der LAAN Guda	NED	3	4.7
5	TAKABAYASHI Mika	JPN	2	4.5
6	SOEDA Tomoe	JPN	2	4.0
	UEMURA Chika	JPN	2	4.0
8	BAILLIE Sarah	GBR	3	3.7
9	DEL COLLE Renee	CAN	2	3.5
	VAZQUEZ Cecilia	MEX	2	3.5

BLOCKED SHOTS				
Rk	Name	Team	G	Avg
1	van VEGGEL Jeanine	NED	3	2.0
2	MOSELY Alison	AUS	3	1.3
3	MacLEAN Caroline	GBR	3	1.0
	TESCH Liesl	AUS	3	1.0
	DEL COLLE Renee	CAN	2	1.0
	KUTROWSKI Linda	CAN	2	1.0
	RADKE Lori	CAN	2	1.0
	VAZQUEZ DELGADILLO Lucia	MEX	2	1.0
9	BAILLIE Sarah	GBR	3	0.7
	TIGGELMAN Inge	NED	3	0.7

FOULS				
Rk	Name	Team	G	Avg
1	JANUSCH Anja	GER	2	5.0
2	MIRANDA Claudia	MEX	2	4.5
3	OEZTUERK Cemile	GER	2	4.0
	UEMURA Chika	JPN	2	4.0
5	WILD Ann	GBR	3	3.7
6	SEIFERT Nicole	GER	2	3.5
	VAZQUEZ DELGADILLO Lucia	MEX	2	3.5
	YASHIMA Kyoko	JPN	2	3.5

6 players tied at 3.0

Legend:
G : Games Played **M/A** : Made Attempts % : Shooting Percentage **Avg** : Average per Game
Off : Offensive Rebounds **Def** : Defensive Rebounds **Rk** : Rank

NOTE: Players eligible for statistics with attempts/games minimum, have to play at least 50% of all games

PLAYER RANKING AT CONCLUSION OF DAY 4, OCTOBER 22, 2000

TOTAL FIELD GOALS % (8 attempts/game minimum)

Rk	Name	Team	G	M/A	%
1	SOEDA Tomoe	JPN	2	10/20	50.0%
2	RADKE Lori	CAN	2	10/21	47.6%
3	UEMURA Chika	JPN	2	15/33	45.5%
4	van VEGGEL Jeanine	NED	3	17/39	43.6%
5	BAILLIE Sarah	GBR	3	11/26	42.3%
6	TAKABAYASHI Mika	JPN	2	8/19	42.1%
7	CARTER Amanda	AUS	3	14/34	41.2%
8	VAZQUEZ DELGADILLO Lucia	MEX	2	10/28	35.7%
9	JANUSCH Anja	GER	2	10/29	34.5%
10	FERGUSON Tracey	CAN	2	7/21	33.3%

TOTAL FIELD GOALS MADE

Rk	Name	Team	G	Total	Avg
1	UEMURA Chika	JPN	2	15	7.5
2	van VEGGEL Jeanine	NED	3	17	5.7
3	JANUSCH Anja	GER	2	10	5.0
	RADKE Lori	CAN	2	10	5.0
	SOEDA Tomoe	JPN	2	10	5.0
	VAZQUEZ DELGADILLO Lucia	MEX	2	10	5.0
7	CARTER Amanda	AUS	3	14	4.7
8	MASHIKO Megumi	JPN	2	9	4.5
9	TESCH Liesl	AUS	3	13	4.3
10	TAKABAYASHI Mika	JPN	2	8	4.0

2 POINTS FIELD GOALS % (6 attempts/game minimum)

Rk	Name	Team	G	M/A	%
1	MASHIKO Megumi	JPN	2	9/14	64.3%
2	SOEDA Tomoe	JPN	2	10/20	50.0%
3	RADKE Lori	CAN	2	10/21	47.6%
4	UEMURA Chika	JPN	2	15/33	45.5%
5	TAKABAYASHI Mika	JPN	2	8/18	44.4%
6	OHAMA Kendra	CAN	2	6/14	42.9%
7	BAILLIE Sarah	GBR	3	11/26	42.3%
8	van VEGGEL Jeanine	NED	3	16/38	42.1%
9	SEIFERT Nicole	GER	2	5/12	41.7%
10	CARTER Amanda	AUS	3	14/34	41.2%

2 POINTS FIELD GOALS MADE

Rk	Name	Team	G	Total	Avg
1	UEMURA Chika	JPN	2	15	7.5
2	van VEGGEL Jeanine	NED	3	16	5.3
3	JANUSCH Anja	GER	2	10	5.0
	RADKE Lori	CAN	2	10	5.0
	SOEDA Tomoe	JPN	2	10	5.0
	VAZQUEZ DELGADILLO Lucia	MEX	2	10	5.0
7	CARTER Amanda	AUS	3	14	4.7
8	MASHIKO Megumi	JPN	2	9	4.5
9	TESCH Liesl	AUS	3	13	4.3
10	TAKABAYASHI Mika	JPN	2	8	4.0

3 POINTS FIELD GOALS % (2 attempts/game minimum)

Rk	Name	Team	G	M/A	%
1	KIRSTE Heidi	GER	2	2/4	50.0%
2	FERGUSON Tracey	CAN	2	1/5	20.0%
3	RIPP Christina	USA	3	2/11	18.2%

3 POINTS FIELD GOALS MADE

Rk	Name	Team	G	Total	Avg
1	KIRSTE Heidi	GER	2	2	1.0
2	RIPP Christina	USA	3	2	0.7
3	BENOIT Chantal	CAN	2	1	0.5
	FERGUSON Tracey	CAN	2	1	0.5
	OEZTUERK Cemile	GER	2	1	0.5
6	JOHNSON Josie	USA	3	1	0.3
	TIGGELMAN Inge	NED	3	1	0.3
	van VEGGEL Jeanine	NED	3	1	0.3

FREE THROWS % (3 attempts/game minimum)

Rk	Name	Team	G	M/A	%
1	TESCH Liesl	AUS	3	11/16	68.8%
2	NGUYEN-THI Nu	GER	2	4/6	66.7%
3	MINAMIKAWA Sachiko	JPN	2	6/12	50.0%
	KUTROWSKI Linda	CAN	2	4/8	50.0%
5	VAZQUEZ DELGADILLO Lucia	MEX	2	6/13	46.2%
6	TAKABAYASHI Mika	JPN	2	5/11	45.5%
7	van VEGGEL Jeanine	NED	3	7/16	43.8%
8	RIPP Christina	USA	3	8/19	42.1%
9	UEMURA Chika	JPN	2	7/17	41.2%
10	WILD Ann	GBR	3	4/10	40.0%

FREE THROWS MADE

Rk	Name	Team	G	Total	Avg
1	TESCH Liesl	AUS	3	11	3.7
2	UEMURA Chika	JPN	2	7	3.5
3	MINAMIKAWA Sachiko	JPN	2	6	3.0
	VAZQUEZ DELGADILLO Lucia	MEX	2	6	3.0
5	RIPP Christina	USA	3	8	2.7
6	TAKABAYASHI Mika	JPN	2	5	2.5
7	van VEGGEL Jeanine	NED	3	7	2.3
8	KUTROWSKI Linda	CAN	2	4	2.0
	NGUYEN-THI Nu	GER	2	4	2.0

3 players tied at 1.5

Legend:

G : Games Played **M/A** : Made Attempts **%** : Shooting Percentage **Avg** : Average per Game
Off : Offensive Rebounds **Def** : Defensive Rebounds **Rk** : Rank

NOTE: Players eligible for statistics with attempts/games minimum, have to play at least 50% of all games

**PLAYER RANKING AT CONCLUSION OF
DAY 4, OCTOBER 22, 2000**

PRNWB000000F4.00073 00102222:47V010

WOMEN PRELIMINARY GROUP A MATCH RESULTS



SUN 22 OCT 2000

THE DOME

Match No: 34

AUS 44 vs 36 USA

Start Time: 21:00

Attendance: 5530

Referees: ESHENKO Vladimer (CAN)
VLUG Theodorus (NED)

TSOUNTSOURAS Spiridon (GRE)

Scoring by 5 min intervals: **AUS**
USA

1.HF				2.HF			
2	9	19	21	25	33	37	44
6	6	8	10	21	24	28	36

Australia (AUS)

No.	Name	MIN	PTS	Field Goals		2 Points		3 Points		Free Throws		Rebounds			AS	ST	TO	BS	PF
				M/A	%	M/A	%	M/A	%	M/A	%	OR	DR	TOT					
* 4	ADAMS Julianne	32:21	6	3/5	60.0	3/4	75.0	0/1	0.0	0/2	0.0				3		1		2
5	MOSELY Alison	26:00	11	4/9	44.4	4/9	44.4			3/4	75.0	2	7	9	2	1	2	1	3
6	DUNN Mellissa	02:42		0/1	0.0	0/1	0.0					1		1			1		1
* 7	FARRELL Karen	14:41										2		2					1
8	ROMEO Nadya	20:58		0/1	0.0	0/1	0.0						3	3					3
* 9	TESCH Liesl	40:00	15	5/13	38.5	5/12	41.7	0/1	0.0	5/8	62.5	4	15	19	6	1	5	1	3
10	SLANN Sharon	03:18		0/1	0.0	0/1	0.0					1	1	1			1		
11	RITCHIE Donna	07:39										1	1	1					
* 12	CARTER Amanda	36:42	10	5/14	35.7	5/14	35.7			0/1	0.0	1	1	2	3		1		1
13	O'NION Lisa	04:21		0/1	0.0	0/1	0.0										1		1
* 14	COGHLAN Paula	06:57	2	1/4	25.0	1/4	25.0						2	2	1		1		2
15	WEBB Jane	04:21		0/1	0.0	0/1	0.0					1	1	1					
Team Coach																			
TOTALS			44	18/50	36.0	18/48	37.5	0/2	0.0	8/15	53.3	10	31	41	15	2	13	2	17
Coach	CORR Peter																		
Assistant Coach	BEVERIDGE Rob			YORK Tracy															

United States of America (USA)

No.	Name	MIN	PTS	Field Goals		2 Points		3 Points		Free Throws		Rebounds			AS	ST	TO	BS	PF
				M/A	%	M/A	%	M/A	%	M/A	%	OR	DR	TOT					
4	STUMP Jana Ashley	12:28	2	1/2	50.0	1/2	50.0					1		1			2		1
5	CISNEROS Patricia	05:14		0/2	0.0	0/2	0.0					1	1	2					
6	RODRIGUEZ Alma	05:14											1	1			1		
* 7	THOMPSON Ann Walters	25:20	2	1/7	14.3	1/6	16.7	0/1	0.0			1	2	3	1		1		3
8	HOWITT Jennifer	01:35																	4
* 9	BRANDENBURG Teresa	30:09	13	6/14	42.9	6/14	42.9			1/1	100.0	2	1	3	1				4
10	TANBERG Bobbi	07:22		0/2	0.0	0/2	0.0			0/2	0.0	1	1	1			1		
11	NIBLEY Miriam	13:05		0/2	0.0	0/2	0.0					1		1			1		
* 12	RIPP Christina	32:09	11	4/16	25.0	3/13	23.1	1/3	33.3	2/7	28.6	3	3	6	2		1		1
* 13	JOHNSON Josie	25:05	1	0/8	0.0	0/6	0.0	0/2	0.0	1/2	50.0	3	4	7	2	1			3
* 14	CRAWFORD Janna Lynnette	18:31	4	2/6	33.3	2/6	33.3			0/2	0.0	2	3	5			1	1	3
15	VERST Amy	23:48	3	1/3	33.3	1/3	33.3			1/2	50.0	1	6	7		1			
Team Coach																			
TOTALS			36	15/62	24.2	14/56	25.0	1/6	16.7	5/16	31.3	16	21	37	6	3	8	1	19
Coach	BRASILE Frank																		
Assistant Coach	LYKINS Ron			CHYNOWETH Tracy															

	AUS	USA
Points from Turnovers:	8	4
Biggest Lead:	13 (21-8)	4 (6-2)
Second Chance Points:	8	2
Lead Changes:	2	

	AUS	USA
Points in the Paint:	24	8
Biggest Scoring Run:	19-2 (21-8)	7-0 (21-25)
Fast Break Points:	2	
Times Tied:	1	

Legend:

MIN : Minutes Played **M/A** : Made/Attempts **%** : Shooting Percentage **OR** : Offensive Rebounds
DR : Defensive Rebounds **TOT** : Total Rebounds **AS** : Assist **ST** : Steals
TO : Turnovers **BS** : Blocked Shots **PF** : Fouls **PTS** : Points
HF : Half of Time **OT** : Over Time * : Starting/Initial

PRNWB000000F5.00051 00102222:58V010

Match No: 37

MEX vs GER

Start Time: 11:30

Referees: CAMPOS PERIS Sergio (ESP)
BHANIA Balwant (GBR)

SUGIYAMA Kaneyoshi (JPN)

Mexico (MEX)

No.	Name	Class Points	Age	PPG	FG%	3FG%	FT%	RPG	APG	MPG
4	SALVADOR Pedro	1.0	33	2.0	30.8			1.8		14:53
5	QUEVEDO Sergio	1.0	22	1.0	40.0			0.8	0.3	9:50
6	LARRAGA Pablo	4.0	41	7.3	50.0	0.0	50.0	3.5	0.3	14:47
7	ISAIAS Armando	1.0	37	0.5	0.0		50.0	0.5	0.8	19:51
8	BLANCAS Luis	3.0	23	3.0	28.6		26.7	4.5	0.3	19:15
9	PULIDO Jose	2.5	42	1.5	21.4			2.5	1.0	14:41
10	OLIVAS Julio Cesar	2.0	26	3.8	26.1	12.5	50.0	1.5	0.8	14:59
11	MAGANA Rigoberto	2.5	38	1.8	15.4	0.0	37.5	1.5	1.0	13:41
12	HERNANDEZ Gilberto	4.0	36	3.0	21.4	0.0	0.0	2.5		14:04
13	DURAN Mauro	3.0	36	4.0	36.8	0.0	100.0	3.8		16:05
14	ORTEGA Raul (C)	3.5	29	12.3	34.5	0.0	90.0	1.5	3.5	25:01
15	ZAVALA Salvador	4.0	27	16.0	50.0	0.0	76.9	8.0	1.0	29:49
			TEAM	32.5	54.5	35.9	3.4	55.0	31.0	8.8
Coach		LOPEZ NINO Alejandro								
Assistant Coach		DAVILA Aaron			DURAND Sergio					

MEX Played		
PR	CAN	33-61
PR	USA	44-60
PR	GBR	58-70
PR	RSA	83-34

Germany (GER)

No.	Name	Class Points	Age	PPG	FG%	3FG%	FT%	RPG	APG	MPG
4	SCHWARZ Ralf	4.5	27	11.5	57.9		50.0	5.0		14:59
5	HUEBNER Lars	1.5	35	2.0	40.0		0.0	1.5	0.8	19:30
6	SNIEGOCKI Markus	2.0	29	3.3	25.0	0.0	100.0	1.3	1.7	15:34
7	FISCHER Thomas	1.5	33	3.8	35.3	0.0	75.0	0.5	1.5	22:37
8	WIMMERS Guido (C)	4.5	28	10.3	41.7		47.8	7.8	0.3	18:41
9	HABERKORN Markus	3.0	26	4.5	27.3		75.0	2.0	2.5	14:00
10	LEONHARDT Joerg	1.0	35	5.0	55.6				1.5	17:06
11	OTTO Martin	4.5	38	8.7	50.0		57.1	5.0	0.3	22:29
12	THALHEIM Dirk	2.0	29	8.8	53.1		50.0	2.5	2.5	23:33
13	CHRISTINK Lars	2.0	28	3.5	18.2	0.0	50.0	1.5	4.3	27:06
14	COSKUN Ahmet	4.0	25	5.8	47.6	0.0	60.0	2.0	1.0	13:48
15	KOEHLER Dirk	4.0	32	7.8	38.7	0.0	70.0	7.5	1.0	23:08
			TEAM	30.4	61.3	41.0	0.0	59.4	31.5	14.8
Coach		ROEMER Gerd								
Assistant Coach										

GER Played		
PR	GBR	43-61
PR	RSA	113-27
PR	USA	46-58
PR	CAN	43-68

Legend:

(C) : Captain PR : Preliminary Round QF : Quarterfinal SF : Semi-final
 PPG : Points Per Game RPG : Rebounds per Game APG : Assists per Game MPG : Minutes Played per Game
 FT% : Free Throws % FG% : Field Goals % 3FG% : 3 Points Field Goals %

Wheelchair Basketball

PRNWB000000F6.00051 00102222:48V010

Match No: 41

CAN vs USA

Start Time: 19:00

Referees: OTTO Jorg-ulich (GER)
WALLAART Edwin (NED)

DEWELL Ross (AUS)

Canada (CAN)

No.	Name	Class Points	Age	PPG	FG%	3FG%	FT%	RPG	APG	MPG
4	DUREPOS Dave (C)	3.5	32	6.8	26.9	0.0	59.1	1.5	0.8	13:43
5	HENDERSON Roy	2.0	45	2.0	37.5		50.0	2.5		12:29
6	TREUER James	4.5	29	7.5	50.0		37.5	3.0	1.8	11:43
7	DENNIS Jeff	4.0	27	5.0	47.4		50.0	2.8	0.8	6:34
8	JOHNSON Joey	4.5	25	3.5	37.5		28.6	7.3	1.0	17:43
9	NORTON Ross	2.0	27	3.3	40.0		16.7	3.5	1.5	29:05
10	HALL Ken	2.0	30	3.0	46.2		0.0	2.5	1.8	25:14
11	BORISOFF Jaimie (C)	1.0	30	2.0	42.9		50.0	1.3	2.0	18:32
12	ANDERSON Patrick	4.5	21	19.0	54.5	33.3	72.2	13.3	3.8	25:08
13	STOUTENBURG Chris	1.0	23	3.8	77.8		14.3	1.3		12:46
14	GAERTNER Travis	3.0	20	5.8	66.7		41.2	0.3	0.3	8:54
15	PETER Richard	2.5	28	5.8	44.4	0.0	58.3	2.0	1.3	18:05
TEAM			28.1	67.3	47.3	20.0	47.1	41.0	14.8	
Coach	FROGLEY Michael									
Assistant Coach	BOWES Paul					TONELLO Jerry				

CAN Played		
PR	MEX	61-33
PR	GBR	55-50
PR	RSA	85-25
PR	GER	68-43

United States of America (USA)

No.	Name	Class Points	Age	PPG	FG%	3FG%	FT%	RPG	APG	MPG
4	BARBER Eric	1.0	29	2.7	50.0			1.0	0.3	12:56
5	JUETTE Melvin Sean	2.0	31	2.8	25.0		50.0	3.3	4.0	31:11
6	TEW Steve	4.0	22	8.0	33.3		0.0	6.0	4.0	21:40
7	GILL JR Chuck	3.5	36	10.7	62.5		40.0	5.0	1.7	22:15
8	HERNANDEZ William	2.5	30	1.0	33.3					3:18
9	WALLER William Henry	3.0	27	8.8	51.7		55.6	7.3	1.0	26:57
10	SCHLAPPI Mike Palmer	1.5	37	5.0	41.2		54.5	3.0	2.3	23:46
11	SCHULTE Paul	3.0	21	13.8	53.8	33.3	50.0	3.8	6.0	30:52
12	KILEY David Paul (C)	3.0	47	4.0	35.3	100.0	75.0	3.3	0.8	12:21
13	BELL Curtis	4.5	47	2.0	22.2		100.0	2.0	0.7	7:59
14	JOHNSON Larry	2.5	36	10.0	56.3		57.1	4.0	1.8	21:15
15	GLASBRENNER Jeffrey James	4.5	27	14.0	73.5		25.0	9.0	0.3	20:24
TEAM			32.5	72.3	50.4	50.0	46.1	41.0	19.0	
Coach	BYRNES Dan									
Assistant Coach	BURNS Frank					PHILLIPS Mo				

USA Played		
PR	RSA	97-25
PR	MEX	60-44
PR	GER	58-46
PR	GBR	74-65

Legend:

(C) : Captain **PR** : Preliminary Round **QF** : Quarterfinal **SF** : Semi-final
PPG : Points Per Game **RPG** : Rebounds per Game **APG** : Assists per Game **MPG** : Minutes Played per Game
FT% : Free Throws % **FG%** : Field Goals % **3FG%** : 3 Points Field Goals %

PRNWB000000F7.00058 00102222:56V010

TIME	TEAMS	PHASE	Match No.	GENDER	LOCATION	REFEREES
9:30	GER vs MEX	Preliminary Group B	35	WOMEN	Sydney SuperDome	WALLAART Edwin (NED) EL-DEIN EL-KHATEB Bahaa (JOR) RAMOT Itzhack (ISR)
9:30	KOR vs FRA	Preliminary Group B	36	MEN	The Dome	GONZALES Anthony (USA) CALIGIURI Gabriele (AUS) JUNGMANN Hans-Dieter (GER)
11:30	MEX vs GER	Preliminary Group A	37	MEN	Sydney SuperDome	CAMPOS PERIS Sergio (ESP) BHANIA Balwant (GBR) SUGIYAMA Kaneyoshi (JPN)
11:30	SWE vs JPN	Preliminary Group B	38	MEN	The Dome	GAUTHIER Sebastien (CAN) ENGLISH Robert (GBR) VLUG Theodorus (NED)
14:15	CAN vs JPN	Preliminary Group B	39	WOMEN	Sydney SuperDome	ARNOLD Sharon (AUS) SCHOENACKER David (FRA) BURFORD Jonathon (USA)
16:15	RSA vs GBR	Preliminary Group A	40	MEN	Sydney SuperDome	CHUNG Hak Mo (KOR) BEHRE Christofer (SWE) BRIERE Gilles (CAN)
19:00	CAN vs USA	Preliminary Group A	41	MEN	Sydney SuperDome	OTTO Jorg-ulich (GER) WALLAART Edwin (NED) DEWELL Ross (AUS)
21:00	AUS vs NED	Preliminary Group B	42	MEN	Sydney SuperDome	ESHENKO Vladimer (CAN) CAMPOS PERIS Sergio (ESP) RAMOT Itzhack (ISR)

Wheelchair Basketball

Wheelchair Basketball

Wheelchair Basketball

Wheelchair Basketball

PRNWB000000F8.00026 00102222:49V010

Match No: 35

GER vs MEX

Start Time: 9:30

Referees: WALLAART Edwin (NED)
EL-DEIN EL-KHATEB Bahaa (JOR)

RAMOT Itzhack (ISR)

Germany (GER)												RUNNING SCORE											
Time-Outs						Team Fouls						A		B		A		B		A		B	
First Half						1	2	3	4	5	6	7	1	1	1	1	41	41	81	81	121	121	
Second Half						1	2	3	4	5	6	7	2	2	42	42	82	82	122	122			
Extra Periods													3	3	43	43	83	83	123	123			
													4	4	44	44	84	84	124	124			
													5	5	45	45	85	85	125	125			
													6	6	46	46	86	86	126	126			
													7	7	47	47	87	87	127	127			
													8	8	48	48	88	88	128	128			
													9	9	49	49	89	89	129	129			
													10	10	50	50	90	90	130	130			
													11	11	51	51	91	91	131	131			
													12	12	52	52	92	92	132	132			
													13	13	53	53	93	93	133	133			
													14	14	54	54	94	94	134	134			
													15	15	55	55	95	95	135	135			
													16	16	56	56	96	96	136	136			
													17	17	57	57	97	97	137	137			
													18	18	58	58	98	98	138	138			
													19	19	59	59	99	99	139	139			
													20	20	60	60	100	100	140	140			
													21	21	61	61	101	101	141	141			
													22	22	62	62	102	102	142	142			
													23	23	63	63	103	103	143	143			
													24	24	64	64	104	104	144	144			
													25	25	65	65	105	105	145	145			
													26	26	66	66	106	106	146	146			
													27	27	67	67	107	107	147	147			
													28	28	68	68	108	108	148	148			
													29	29	69	69	109	109	149	149			
													30	30	70	70	110	110	150	150			
													31	31	71	71	111	111	151	151			
													32	32	72	72	112	112	152	152			
													33	33	73	73	113	113	153	153			
													34	34	74	74	114	114	154	154			
													35	35	75	75	115	115	155	155			
													36	36	76	76	116	116	156	156			
													37	37	77	77	117	117	157	157			
													38	38	78	78	118	118	158	158			
													39	39	79	79	119	119	159	159			
													40	40	80	80	120	120	160	160			
Class Points Name of Players No. <small>Player In</small> 1 2 3 4 5						Class Points Name of Players No. <small>Player In</small> 1 2 3 4 5						Final Score: Team A: _____ Team B: _____ Name of Winning Team: _____											
DUNSTHEIMER Birgit 4 OEZTUERK Cemile 5 NGUYEN-THI Nu 6 KIRSTE Heidi 7 JANUSCH Anja 8 SEIFERT Nicole 9 THAMM Susanne 10 SCHRATZ Nora 11 KLEIN Verena 12 BLEIFUSS Silke 13 WESEMUELLER Heike 14 ROEMELT Susanne 15 Coach: RICHARZ Peter 1st Ass. Coach: SCHRECK Andrea 2nd Ass. Coach:						VAZQUEZ Cecilia 4 LOPEZ Alma 5 VAZQUEZ Teresita 6 MONTANO Ma. Carmen 7 PENALOZA Leticia 8 VAZQUEZ DELGADILLO Lucia 9 CAMARA Rosa 10 MIRANDA Claudia 11 FONSECA Olga 12 SOTO Juana 13 HERLINDA Rosa 14 GARCIA Wendy 15 Coach: VERGARA Eli 1st Ass. Coach: LARRAGA Pablo 2nd Ass. Coach: DURAND Sergio						ScoreKeeper: _____ TimeKeeper: _____ 30' Operator: _____ Referee: _____ Umpire: _____ Captain's Signature in case of Protest: _____											
Scores: First Half A _____ B _____ Second Half A _____ B _____ Extra Period A _____ B _____																							

Wheelchair Basketball

PRNWB000000F9.00026 00102222:49V010

MON 23 OCT 2000

THE DOME

Match No: 36

KOR vs FRA

Start Time: 9:30

Referees: GONZALES Anthony (USA)
CALIGIURI Gabriele (AUS)

JUNGMANN Hans-Dieter (GER)

Korea (KOR)											RUNNING SCORE												
Time-Outs			Team Fouls							A		B		A		B		A		B			
First Half			1	2	3	4	5	6	7	1	2	3	4	5	6	7	1	2	3	4	5	6	7
Second Half			1	2	3	4	5	6	7	1	2	3	4	5	6	7	1	2	3	4	5	6	7
Extra Periods																							
Class Points	Name of Players		No.	Player In	Fouls					A		B		A		B		A		B			
					1	2	3	4	5	1	2	3	4	5	6	7	1	2	3	4	5	6	7
		KIM Ho-Yong	4																				
		KIM Jung-Seob	5																				
		KO Kwang-Yub	6																				
		HAN Jin-Hee	7																				
		IM Chan-Kuw	8																				
		PARK Sea-Kyun	9																				
		HAN Sa-Hyun	10																				
		KIM Chul-Soo	11																				
		KANG Hee-Joon	12																				
		YANG Hun-Mo	13																				
		KIM Young-Duk	14																				
		KIM Ji-Nam	15																				
Coach: IN-CHUL Shin																							
1st Ass. Coach:																							
2nd Ass. Coach:																							
France (FRA)											A		B		A		B		A		B		
First Half			1	2	3	4	5	6	7	1	2	3	4	5	6	7	1	2	3	4	5	6	7
Second Half			1	2	3	4	5	6	7	1	2	3	4	5	6	7	1	2	3	4	5	6	7
Extra Periods																							
Class Points	Name of Players		No.	Player In	Fouls					A		B		A		B		A		B			
					1	2	3	4	5	1	2	3	4	5	6	7	1	2	3	4	5	6	7

Scores:	First Half	A	_____	B	_____	Final Score: Team A: _____ Team B: _____ Name of Winning Team: _____	
	Second Half	A	_____	B	_____		
	Extra Period	A	_____	B	_____		
ScoreKeeper:	_____					Referee:	_____
TimeKeeper:	_____					Umpire:	_____
30' Operator:	_____					Captain's Signature in case of Protest:	_____

Wheelchair Basketball

PRNWB000000FA.00026 00102222:58V010

Match No: 37

MEX vs GER

Start Time: 11:30

Referees: CAMPOS PERIS Sergio (ESP)
BHANIA Balwant (GBR)

SUGIYAMA Kaneyoshi (JPN)

Mexico (MEX)										RUNNING SCORE											
Time-Outs					Team Fouls					A		B		A		B		A		B	
First Half					1	2	3	4	5	6	7	1	1	1	1	41	41	81	81	121	121
Second Half					1	2	3	4	5	6	7	2	2	42	42	82	82	122	122		
Extra Periods												3	3	43	43	83	83	123	123		
												4	4	44	44	84	84	124	124		
												5	5	45	45	85	85	125	125		
												6	6	46	46	86	86	126	126		
												7	7	47	47	87	87	127	127		
												8	8	48	48	88	88	128	128		
												9	9	49	49	89	89	129	129		
												10	10	50	50	90	90	130	130		
												11	11	51	51	91	91	131	131		
												12	12	52	52	92	92	132	132		
												13	13	53	53	93	93	133	133		
												14	14	54	54	94	94	134	134		
												15	15	55	55	95	95	135	135		
												16	16	56	56	96	96	136	136		
												17	17	57	57	97	97	137	137		
												18	18	58	58	98	98	138	138		
												19	19	59	59	99	99	139	139		
												20	20	60	60	100	100	140	140		
												21	21	61	61	101	101	141	141		
												22	22	62	62	102	102	142	142		
												23	23	63	63	103	103	143	143		
												24	24	64	64	104	104	144	144		
												25	25	65	65	105	105	145	145		
												26	26	66	66	106	106	146	146		
												27	27	67	67	107	107	147	147		
												28	28	68	68	108	108	148	148		
												29	29	69	69	109	109	149	149		
												30	30	70	70	110	110	150	150		
												31	31	71	71	111	111	151	151		
												32	32	72	72	112	112	152	152		
												33	33	73	73	113	113	153	153		
												34	34	74	74	114	114	154	154		
												35	35	75	75	115	115	155	155		
												36	36	76	76	116	116	156	156		
												37	37	77	77	117	117	157	157		
												38	38	78	78	118	118	158	158		
												39	39	79	79	119	119	159	159		
												40	40	80	80	120	120	160	160		
Germany (GER) Time-Outs: First Half, Second Half, Extra Periods Team Fouls: First Half, Second Half, Extra Periods Class Points: _____ Name of Players: _____ No. Player In: _____ Fouls: 1 2 3 4 5 Coach: ROEMER Gerd 1st Ass. Coach: _____ 2nd Ass. Coach: _____					SCHWARZ Ralf HUEBNER Lars SNEGOCKI Markus FISCHER Thomas WIMMERS Guido HABERKORN Markus LEONHARDT Joerg OTTO Martin THALHEIM Dirk CHRISTINK Lars COSKUN Ahmet KOEHLER Dirk					Scores: First Half A _____ B _____ Second Half A _____ B _____ Extra Period A _____ B _____					Final Score: Team A: _____ Team B: _____ Name of Winning Team: _____						
ScoreKeeper: _____ TimeKeeper: _____ 30' Operator: _____					Referee: _____ Umpire: _____ Captain's Signature in case of Protest: _____																

Wheelchair Basketball

PRNWB000000FB.00026 00102222:50V010

MON 23 OCT 2000

THE DOME

Match No: 38

SWE vs JPN

Start Time: 11:30

Referees: GAUTHIER Sebastien (CAN)
ENGLISH Robert (GBR)

VLUG Theodorus (NED)

Sweden (SWE)										RUNNING SCORE													
Time-Outs					Team Fouls					A		B		A		B		A		B			
First Half					1	2	3	4	5	6	7	1	2	1	2	3	4	5	6	7	8		
Second Half					1	2	3	4	5	6	7	9	10	11	12	13	14	15	16	17	18		
Extra Periods																							
Class Points	Name of Players				No.	Player In	Fouls																
							1	2	3	4	5												
	HAIDARI Hussein				4																		
	JAMESON Per				5																		
	FLENSBURG Daniel				6																		
	GUSTAVSSON Joachim				7																		
	ABLORH Enoch				8																		
	WAPNER Christian				9																		
	BERGLUND Gunnar				10																		
	KOHLESTROEM Peter				11																		
	AKERBERG Thomas				12																		
	UHLEN Per				13																		
	WEGEBORN Stefan				14																		
	ANDERSSON Lars-Gunnar				15																		
Coach: KARLSSON Kjell																							
1st Ass. Coach: STAVEGREN Joakim																							
2nd Ass. Coach:																							
Japan (JPN)																							
Time-Outs					Team Fouls																		
First Half					1	2	3	4	5	6	7												
Second Half					1	2	3	4	5	6	7												
Extra Periods																							
Class Points	Name of Players				No.	Player In	Fouls																
							1	2	3	4	5												
	NEGI Shinji				4																		
	SHINTANI Hirofumi				5																		
	MIYAKE Katsumi				6																		
	SASAKI Katsuya				7																		
	KORETOMO Keisuke				8																		
	SUGASAWA Takao				9																		
	IWANO Hiroshi				10																		
	JIMBO Yasuhiro				11																		
	KYOYA Kazuyuki				12																		
	ISHIHARA Masaharu				13																		
	OSHIMA Tomohiko				14																		
	OIKAWA Shinpei				15																		
Coach: KOTAKI Osamu																							
1st Ass. Coach: OGAWA Tomoki																							
2nd Ass. Coach: SAITO Nobuaki																							
Scores:					First Half					A _____		B _____		Final Score:					Team A: _____		Team B: _____		
					Second Half					A _____		B _____		Name of Winning Team:					_____				
					Extra Period					A _____		B _____											
ScoreKeeper:					_____					Referee:					_____								
TimeKeeper:					_____					Umpire:					_____								
30' Operator:					_____					Captain's Signature in case of Protest:					_____								

Wheelchair Basketball

PRNWB000000FC.00026 00102222:50V010

Match No: 39

CAN vs JPN

Start Time: 14:15

Referees: ARNOLD Sharon (AUS)
SCHOENACKER David (FRA)

BURFORD Jonathon (USA)

Canada (CAN)												RUNNING SCORE												
Time-Outs						Team Fouls						A		B		A		B		A		B		
First Half						1	2	3	4	5	6	7	1		2		3		4		5		6	
Second Half						1	2	3	4	5	6	7	1		2		3		4		5		6	
Extra Periods																								
Class Points	Name of Players					No.	Player In	Fouls																
								1	2	3	4	5												
	KREMPIEN Jennifer					4							41		41		81		81		121		121	
	ABBOTT Marni					5							42		42		82		82		122		122	
	OHAMA Kendra					6							43		43		83		83		123		123	
	PETERS Marnie					7							44		44		84		84		124		124	
	DEL COLLE Renee					8							45		45		85		85		125		125	
	BENOIT Chantal					9							46		46		86		86		126		126	
	STILWELL Michelle					10							47		47		87		87		127		127	
	PETTINICCHI Sabrina					11							48		48		88		88		128		128	
	FERGUSON Tracey					12							49		49		89		89		129		129	
	RADKE Lori					13							50		50		90		90		130		130	
	KUTROWSKI Linda					14							51		51		91		91		131		131	
	KELLY Jo					15							52		52		92		92		132		132	
Coach: FRICK Tim												53		53		93		93		133		133		
1st Ass. Coach: BURLEIGH Jo-Anne												54		54		94		94		134		134		
2nd Ass. Coach: MASH-HADLOW Charlene												55		55		95		95		135		135		
												56		56		96		96		136		136		
												57		57		97		97		137		137		
												58		58		98		98		138		138		
												59		59		99		99		139		139		
												60		60		100		100		140		140		
												61		61		101		101		141		141		
												62		62		102		102		142		142		
												63		63		103		103		143		143		
												64		64		104		104		144		144		
												65		65		105		105		145		145		
												66		66		106		106		146		146		
												67		67		107		107		147		147		
												68		68		108		108		148		148		
												69		69		109		109		149		149		
												70		70		110		110		150		150		
												71		71		111		111		151		151		
												72		72		112		112		152		152		
												73		73		113		113		153		153		
												74		74		114		114		154		154		
												75		75		115		115		155		155		
												76		76		116		116		156		156		
												77		77		117		117		157		157		
												78		78		118		118		158		158		
												79		79		119		119		159		159		
												80		80		120		120		160		160		

Scores: First Half A _____ B _____ Second Half A _____ B _____ Extra Period A _____ B _____	Final Score: Team A: _____ Team B: _____ Name of Winning Team: _____
ScoreKeeper: _____ TimeKeeper: _____ 30' Operator: _____	Referee: _____ Umpire: _____ Captain's Signature in case of Protest: _____

Wheelchair Basketball

PRNWB000000FD.00026 00102222:50V010

Match No: 40

RSA vs GBR

Start Time: 16:15

Referees: CHUNG Hak Mo (KOR)
BEHRE Christofer (SWE)

BRIERE Gilles (CAN)

South Africa (RSA)				RUNNING SCORE																	
Time-Outs		Team Fouls						A		B		A		B		A		B			
	First Half	1	2	3	4	5	6	7													
	Second Half	1	2	3	4	5	6	7													
Extra Periods																					
Class Points	Name of Players	No.	Player In	Fouls																	
				1	2	3	4	5													
	HARTNICK Shaun	4							41	41			81	81			121	121			
	OHN Aye Htun	5							42	42			82	82			122	122			
	FLEISER Leon	6							43	43			83	83			123	123			
	WILLIAMS Ralph	7							44	44			84	84			124	124			
	PAPENFUS Marius	8							45	45			85	85			125	125			
	WESSELS Duggie	9							46	46			86	86			126	126			
	OESCHGER Kobus	10							47	47			87	87			127	127			
	HOUSTON James	11							48	48			88	88			128	128			
	MANYANA Buntu	12							49	49			89	89			129	129			
	WAITES Grant	13							50	50			90	90			130	130			
	NORTJE Richard	14							51	51			91	91			131	131			
	VICTOR Joppie	15							52	52			92	92			132	132			
Coach: MOORGAS Shawn																					
1st Ass. Coach: MOORGAS Craig																					
2nd Ass. Coach: MOKONE Simon																					
Great Britain (GBR)				RUNNING SCORE																	
Time-Outs		Team Fouls						A		B		A		B		A		B			
	First Half	1	2	3	4	5	6	7													
	Second Half	1	2	3	4	5	6	7													
Extra Periods																					
Class Points	Name of Players	No.	Player In	Fouls																	
				1	2	3	4	5													
	CAINE Steve	4							60	60			100	100			140	140			
	THOMAS Sinclair	5							61	61			101	101			141	141			
	HAYES Kevin	6							62	62			102	102			142	142			
	BYWATER Terry	7							63	63			103	103			143	143			
	MUNN Simon	8							64	64			104	104			144	144			
	POLLOCK Jonathan	9							65	65			105	105			145	145			
	ADEPITAN Ade	10							66	66			106	106			146	146			
	JOHNSON Dan	11							67	67			107	107			147	147			
	BLAKE Andrew	12							68	68			108	108			148	148			
	HOWLEY Fred	13							69	69			109	109			149	149			
	PRICE Colin	14							70	70			110	110			150	150			
	BRAMLEY David	15							71	71			111	111			151	151			
Coach: TITMUSS David																					
1st Ass. Coach: SMITH Nigel																					
2nd Ass. Coach: TOLFREY Vicky																					
Scores:	First Half	A	_____	B	_____																
	Second Half	A	_____	B	_____																
	Extra Period	A	_____	B	_____																
Final Score:						Team A: _____						Team B: _____									
Name of Winning Team: _____																					
ScoreKeeper: _____						Referee: _____															
TimeKeeper: _____						Umpire: _____															
30' Operator: _____						Captain's Signature in case of Protest: _____															

Wheelchair Basketball Wheelchair Basketball Wheelchair Basketball Wheelchair Basketball

PRNWB000000FE.00026 00102222:50V010

Match No: 41

CAN vs USA

Start Time: 19:00

Referees: OTTO Jorg-ulich (GER)
WALLAART Edwin (NED)

DEWELL Ross (AUS)

Canada (CAN)										RUNNING SCORE													
Time-Outs					Team Fouls					A		B		A		B		A		B			
First Half					1	2	3	4	5	6	7	1	1	1	1	41	41	1	1	81	81	121	121
Second Half					1	2	3	4	5	6	7	2	2	2	2	42	42	2	2	82	82	122	122
Extra Periods												3	3	3	3	43	43	3	3	83	83	123	123
												4	4	4	4	44	44	4	4	84	84	124	124
												5	5	5	5	45	45	5	5	85	85	125	125
												6	6	6	6	46	46	6	6	86	86	126	126
												7	7	7	7	47	47	7	7	87	87	127	127
												8	8	8	8	48	48	8	8	88	88	128	128
												9	9	9	9	49	49	9	9	89	89	129	129
												10	10	10	10	50	50	10	10	90	90	130	130
												11	11	11	11	51	51	11	11	91	91	131	131
												12	12	12	12	52	52	12	12	92	92	132	132
												13	13	13	13	53	53	13	13	93	93	133	133
												14	14	14	14	54	54	14	14	94	94	134	134
												15	15	15	15	55	55	15	15	95	95	135	135
												16	16	16	16	56	56	16	16	96	96	136	136
												17	17	17	17	57	57	17	17	97	97	137	137
												18	18	18	18	58	58	18	18	98	98	138	138
												19	19	19	19	59	59	19	19	99	99	139	139
												20	20	20	20	60	60	20	20	100	100	140	140
												21	21	21	21	61	61	21	21	101	101	141	141
												22	22	22	22	62	62	22	22	102	102	142	142
												23	23	23	23	63	63	23	23	103	103	143	143
												24	24	24	24	64	64	24	24	104	104	144	144
												25	25	25	25	65	65	25	25	105	105	145	145
												26	26	26	26	66	66	26	26	106	106	146	146
												27	27	27	27	67	67	27	27	107	107	147	147
												28	28	28	28	68	68	28	28	108	108	148	148
												29	29	29	29	69	69	29	29	109	109	149	149
												30	30	30	30	70	70	30	30	110	110	150	150
												31	31	31	31	71	71	31	31	111	111	151	151
												32	32	32	32	72	72	32	32	112	112	152	152
												33	33	33	33	73	73	33	33	113	113	153	153
												34	34	34	34	74	74	34	34	114	114	154	154
												35	35	35	35	75	75	35	35	115	115	155	155
												36	36	36	36	76	76	36	36	116	116	156	156
												37	37	37	37	77	77	37	37	117	117	157	157
												38	38	38	38	78	78	38	38	118	118	158	158
												39	39	39	39	79	79	39	39	119	119	159	159
												40	40	40	40	80	80	40	40	120	120	160	160
United States of America (USA) Time-Outs First Half: _____ Second Half: _____ Extra Periods: _____ Team Fouls First Half: _____ Second Half: _____ Extra Periods: _____					Class Points Name of Players No. Player In Fouls 1 2 3 4 5 BARBER Eric 4 JUETTE Melvin Sean 5 TEW Steve 6 GILL JR Chuck 7 HERNANDEZ William 8 WALLER William Henry 9 SCHLAPPI Mike Palmer 10 SCHULTE Paul 11 KILEY David Paul 12 BELL Curtis 13 JOHNSON Larry 14 GLASBRENNER Jeffrey James 15 Coach: BYRNES Dan 1st Ass. Coach: BURNS Frank 2nd Ass. Coach: PHILLIPS Mo																		
Scores: First Half A _____ B _____ Second Half A _____ B _____ Extra Period A _____ B _____					Final Score: Team A: _____ Team B: _____ Name of Winning Team: _____ ScoreKeeper: _____ TimeKeeper: _____ 30' Operator: _____																		
					Referee: _____ Umpire: _____ Captain's Signature in case of Protest: _____																		

Wheelchair Basketball

PRNWB000000FF.00026 00102222:50V010

MON 23 OCT 2000

SYDNEY SUPERDOME

Match No: 42

AUS vs NED

Start Time: 21:00

Referees: ESHENKO Vladimer (CAN)
CAMPOS PERIS Sergio (ESP)

RAMOT Itzhack (ISR)

Australia (AUS)												RUNNING SCORE																			
Time-Outs						Team Fouls						A		B		A		B		A		B									
First Half						1	2	3	4	5	6	7	1		2		3		4		5		6								
Second Half						1	2	3	4	5	6	7	7		8		9		10		11		12								
Extra Periods																															
Class Points	Name of Players					No.	Player In	Fouls																							
								1	2	3	4	5																			
	PORTER Shane					4																									
	SACHS Troy					5																									
	GOULD David					6																									
	BLYTHE Sandy					7																									
	GROENEWEGEN Shaun					8																									
	McFAWN Michael					9																									
	MORRIS Nick					10																									
	HEWSON Gerry					11																									
	QUINN Brook					12																									
	ANDREWS Troy					13																									
	KING Adrian					14																									
	NESS Brad					15																									
Coach: TURNER Bob																															
1st Ass. Coach: OLIVER Richard																															
2nd Ass. Coach: WALKER Michael																															
Netherlands (NED)																															
Time-Outs						Team Fouls																									
First Half						1	2	3	4	5	6	7																			
Second Half						1	2	3	4	5	6	7																			
Extra Periods																															
Class Points	Name of Players					No.	Player In	Fouls																							
								1	2	3	4	5																			
	OOSTERBOSCH Mario					4																									
	DETTMER Ruud					5																									
	de ROOIJ Anton					6																									
	JEBARI Mustafa					7																									
	van GENT Arie					8																									
	de GOEDE Frank					9																									
	van der LINDEN Gert Jan					10																									
	't LAM Wim					11																									
	JANSENS Koen					12																									
	MARTENS Rene					13																									
	van de BUNTE Kees					14																									
	van der WERF Kornelis					15																									
Coach: VERHEUVEL Rob																															
1st Ass. Coach: VERGOOSSEN Luc																															
2nd Ass. Coach:																															
Scores:		First Half	A	_____	B	_____	Final Score:		Team A: _____		Team B: _____																				
		Second Half	A	_____	B	_____	Name of Winning Team:		_____																						
		Extra Period	A	_____	B	_____	ScoreKeeper:		_____																						
ScoreKeeper:		_____					Referee:		_____																						
TimeKeeper:		_____					Umpire:		_____																						
30' Operator:		_____					Captain's Signature in case of Protest:		_____																						

Wheelchair Basketball

PRNWB00000100.00051 00102307:58V020

Match No: 35

GER vs MEX

Start Time: 9:30

Referees: WALLAART Edwin (NED)
EL-DEIN EL-KHATEB Bahaa (JOR)

RAMOT Itzhack (ISR)

Germany (GER)

No.	Name	Class Points	Age	PPG	FG%	3FG%	FT%	RPG	APG	MPG
4	DUNSTHEIMER Birgit	3.0	23	1.5	11.1		50.0	7.5	0.5	25:02
5	OEZTUERK Cemile	3.0	29	4.5	25.0	100.0	33.3	1.0		14:47
6	NGUYEN-THI Nu (C)	3.5	28	7.0	17.2	0.0	66.7	5.5	2.5	38:51
7	KIRSTE Heidi	1.5	34	5.0	22.2	50.0	0.0	2.0	0.5	21:40
8	JANUSCH Anja	3.0	29	11.5	34.5	0.0	75.0	11.5	1.5	32:47
9	SEIFERT Nicole	2.0	26	6.0	41.7		66.7	2.0	0.5	20:30
10	THAMM Susanne	4.5	34	1.0	33.3			4.5	0.5	10:03
11	SCHRATZ Nora	2.5	21							0:31
12	KLEIN Verena	1.0	36	1.0	12.5		0.0	4.0	0.5	24:47
13	BLEIFUSS Silke	4.5	24	1.5	25.0		50.0	1.0	1.0	6:04
14	WESEMUELLER Heike	4.5	31							10:22
15	ROEMELT Susanne	2.5	39							
			TEAM	29.5	39.0	25.0	30.0	48.1	39.0	7.5
Coach				RICHARZ Peter						
Assistant Coach				SCHRECK Andrea						

GER Played		
PR	JPN	52-62
PR	CAN	26-36

Mexico (MEX)

No.	Name	Class Points	Age	PPG	FG%	3FG%	FT%	RPG	APG	MPG
4	VAZQUEZ Cecilia	2.5	34	2.5	25.0		50.0			13:55
5	LOPEZ Alma	1.0	34	1.0	20.0					26:05
6	VAZQUEZ Teresita (C)	2.0	39		0.0			0.5		18:27
7	MONTANO Ma. Carmen	4.0	30	4.0	26.7		0.0	8.0	1.5	25:03
8	PENALOZA Leticia	4.0	41	1.0	25.0			2.5		12:16
9	VAZQUEZ DELGADILLO Lucia	4.0	34	13.0	35.7	0.0	46.2	10.0	3.5	30:26
10	CAMARA Rosa	3.0	35	3.0	42.9		0.0	2.0	1.0	13:35
11	MIRANDA Claudia	3.0	22	6.0	26.1			0.5	1.0	19:53
12	FONSECA Olga	3.0	32	1.0	50.0			1.0		5:17
13	SOTO Juana	4.0	42	3.0	40.0	0.0	100.0	1.5		5:54
14	HERLINDA Rosa	2.0	35		0.0			1.5	0.5	15:12
15	GARCIA Wendy	1.5	20		0.0			1.5		13:55
			TEAM	33.2	34.5	27.5	0.0	39.1	29.0	7.5
Coach				VERGARA Eli						
Assistant Coach				LARRAGA Pablo						
				DURAND Sergio						

MEX Played		
PR	CAN	28-60
PR	JPN	41-57

Legend:

(C) : Captain PR : Preliminary Round QF : Quarterfinal SF : Semi-final
 PPG : Points Per Game RPG : Rebounds per Game APG : Assists per Game MPG : Minutes Played per Game
 FT% : Free Throws % FG% : Field Goals % 3FG% : 3 Points Field Goals %

PRNWB00000101.00073 00102310:17V010

WOMEN PRELIMINARY GROUP B MATCH RESULTS



MON 23 OCT 2000

SYDNEY SUPERDOME

Match No: 35

GER 15 vs 17 MEX

Start Time: 9:30

Attendance:

Referees: WALLAART Edwin (NED)
EL-DEIN EL-KHATEB Bahaa (JOR)

RAMOT Itzhack (ISR)

FIRST HALF

Scoring by 5 min intervals: **GER**
MEX

2	4	6	15
5	10	11	17

Germany (GER)

No.	Name	MIN	PTS	Field Goals		2 Points		3 Points		Free Throws		Rebounds			AS	ST	TO	BS	PF
				M/A	%	M/A	%	M/A	%	M/A	%	OR	DR	TOT					
* 4	DUNSTHEIMER Birgit	15:40	2	0/3	0.0	0/3	0.0			2/6	33.3	3	1	4	1		3		2
* 5	OEZTUERK Cemile	08:55		0/3	0.0	0/3	0.0					1	2	3	1				1
* 6	NGUYEN-THI Nu	16:47	2	1/4	25.0	1/4	25.0					2	1	3			3		1
* 7	KIRSTE Heidi	14:55	5	2/6	33.3	2/6	33.3			1/2	50.0	1	2	3			2		2
* 8	JANUSCH Anja	20:00	4	2/9	22.2	2/9	22.2					4	5	9	2				2
9	SEIFERT Nicole	13:33	2	1/3	33.3	1/3	33.3								1	1	3		1
10	THAMM Susanne	05:05		0/3	0.0	0/3	0.0					1	1	2					
11	SCHRATZ Nora																		
12	KLEIN Verena	05:05		0/2	0.0	0/2	0.0												2
13	BLEIFUSS Silke																		
14	WESEMUELLER Heike																		
15	ROEMELT Susanne																		
Team Coach																			
TOTALS			15	6/33	18.2	6/33	18.2			3/8	37.5	12	12	24	5	1	11		11
Coach		RICHARZ Peter																	
Assistant Coach		SCHRECK Andrea																	

Mexico (MEX)

No.	Name	MIN	PTS	Field Goals		2 Points		3 Points		Free Throws		Rebounds			AS	ST	TO	BS	PF
				M/A	%	M/A	%	M/A	%	M/A	%	OR	DR	TOT					
4	VAZQUEZ Cecilia	06:49	2	1/3	33.3	1/3	33.3					1		1			1		1
* 5	LOPEZ Alma	13:11		0/2	0.0	0/2	0.0						1	1		2	1		4
6	VAZQUEZ Teresita	06:59		0/1	0.0	0/1	0.0												
7	MONTANO Ma. Carmen	01:58															2		
8	PENALOZA Leticia	05:39		0/1	0.0	0/1	0.0							1		2			
* 9	VAZQUEZ DELGADILLO Lucia	19:29	5	2/4	50.0	2/4	50.0			1/2	50.0		7	7		2	2		3
10	CAMARA Rosa																		
* 11	MIRANDA Claudia	13:11	6	2/4	50.0	2/4	50.0			2/7	28.6		3	3	2		2		1
12	FONSECA Olga																		
* 13	SOTO Juana	12:54	2	1/3	33.3	1/3	33.3			0/1	0.0	2	1	3					2
* 14	HERLINDA Rosa	13:01	2	0/2	0.0	0/2	0.0			2/4	50.0	2	1	3	1		1		1
15	GARCIA Wendy	06:49															1		
Team Coach																			
TOTALS			17	6/20	30.0	6/20	30.0			5/14	35.7	5	13	18	4	2	12	2	12
Coach		VERGARA Eli																	
Assistant Coach		LARRAGA Pablo																	
		DURAND Sergio																	

	GER	MEX
Points from Turnovers:	7	6
Biggest Lead:	0	8 (10-2)
Second Chance Points:	7	3
Lead Changes:		

	GER	MEX
Points in the Paint:	8	6
Biggest Scoring Run:	7-1 (14-15)	8-0 (10-2)
Fast Break Points:		4
Times Tied:	1	

Legend:

MIN : Minutes Played **M/A** : Made/Attempts **%** : Shooting Percentage **OR** : Offensive Rebounds
DR : Defensive Rebounds **TOT** : Total Rebounds **AS** : Assist **ST** : Steals
TO : Turnovers **BS** : Blocked Shots **PF** : Fouls **PTS** : Points
HF : Half of Time **OT** : Over Time * : Starting/Initial

PRNWB00000102.00069 00102311:23V010

Match No: 35

GER 44 vs 45 MEX

Start Time: 9:30

Attendance: 9102

Referees: WALLAART Edwin (NED)
EL-DEIN EL-KHATEB Bahaa (JOR)

RAMOT Itzhack (ISR)

Scoring by 5 min intervals:	GER	MEX	1.HF				2.HF			
			2	4	6	15	19	29	35	44
			5	10	11	17	19	29	34	45

Time	Score	Germany		Action	Mexico		Time	Score	Germany		Action	Mexico	
		Player	Score		Player	Score			Player	Score		Player	Score
FIRST HALF													
20:00		4 - DUNSTHEIMER Birgit		Player IN			14:19				Offens.Rebound	14 - HERLINDA Rosa	
20:00		5 - OEZTUERK Cemile		Player IN			13:59	2-9			2 Pt. MADE	11 - MIRANDA Claudia	
20:00		6 - NGUYEN-THI Nu		Player IN			13:34		5 - OEZTUERK Cemile		2 Pt. Miss		
20:00		7 - KIRSTE Heidi		Player IN			13:33		4 - DUNSTHEIMER Birgit		Player OUT		
20:00		8 - JANUSCH Anja		Player IN			13:33		7 - KIRSTE Heidi		Player OUT		
20:00				Player IN	5 - LOPEZ Alma		13:33		5 - OEZTUERK Cemile		Player OUT		
20:00				Player IN	9 - VAZQUEZ DELGADILLO L		13:33		9 - SEIFERT Nicole		Player IN		
20:00				Player IN	11 - MIRANDA Claudia		13:33		10 - THAMM Susanne		Player IN		
20:00				Player IN	13 - SOTO Juana		13:33		12 - KLEIN Verena		Player IN		
20:00				Player IN	14 - HERLINDA Rosa		13:28		10 - THAMM Susanne		2 Pt. Miss		
19:41	0-2			2 Pt. in the paint	13 - SOTO Juana		13:26				Defens.Rebound	11 - MIRANDA Claudia	
19:41				Assist	11 - MIRANDA Claudia		13:10				2 Pt. Miss	13 - SOTO Juana	
19:41		7 - KIRSTE Heidi (P1,T1)		Foul			13:07		8 - JANUSCH Anja		Defens.Rebound		
19:41				Free Th. Miss	13 - SOTO Juana		13:00		9 - SEIFERT Nicole		Turnover		
19:37		5 - OEZTUERK Cemile		Defens.Rebound			12:41				2 Pt. Miss	9 - VAZQUEZ DELGADILLO L	
19:23		8 - JANUSCH Anja		2 Pt. Miss			12:39		8 - JANUSCH Anja		Defens.Rebound		
19:20		8 - JANUSCH Anja		Offens.Rebound			12:29		6 - NGUYEN-THI Nu (P1,T6)		Offensive Foul		
19:07				Foul	5 - LOPEZ Alma (P1,T1)		12:29		6 - NGUYEN-THI Nu		Turnover		
19:04		8 - JANUSCH Anja		2 Pt. Miss			12:21				Turnover	11 - MIRANDA Claudia	
19:01		5 - OEZTUERK Cemile		Offens.Rebound			12:20				Foul	5 - LOPEZ Alma (P2,T5)	
18:52	2-2	7 - KIRSTE Heidi		2 Pt. in the paint			12:10		6 - NGUYEN-THI Nu		2 Pt. Miss		
18:17				2 Pt. Miss	14 - HERLINDA Rosa		12:08		10 - THAMM Susanne		Offens.Rebound		
18:16		4 - DUNSTHEIMER Birgit		Defens.Rebound			12:08		10 - THAMM Susanne		2 Pt. Miss		
17:50		7 - KIRSTE Heidi		2 Pt. Miss			12:05				Defens.Rebound	14 - HERLINDA Rosa	
17:46				Defens.Rebound	11 - MIRANDA Claudia		11:41		12 - KLEIN Verena (P1,T7)		Foul		
17:25		7 - KIRSTE Heidi (P2,T2)		Foul			11:41		6 - NGUYEN-THI Nu		Player OUT		
17:25				Free Th. Miss	14 - HERLINDA Rosa		11:41		5 - OEZTUERK Cemile		Player IN		
17:25	2-3			Free Th. MADE	14 - HERLINDA Rosa		11:41				Player OUT	14 - HERLINDA Rosa	
17:21				Foul	9 - VAZQUEZ DELGADILLO L (P1,T2)		11:41				Player IN	6 - VAZQUEZ Teresita	
17:07				Steal	5 - LOPEZ Alma		11:41				Free Th. Miss	11 - MIRANDA Claudia	
17:05		7 - KIRSTE Heidi		Turnover			11:41				Free Th. Miss	11 - MIRANDA Claudia	
16:54				Turnover	11 - MIRANDA Claudia		11:41	2-10			Free Th. MADE	11 - MIRANDA Claudia	
16:49				Foul	11 - MIRANDA Claudia (P1,T3)		11:34				Foul	13 - SOTO Juana (P1,T6)	
16:41		5 - OEZTUERK Cemile		2 Pt. Miss			11:17	4-10	8 - JANUSCH Anja		2 Pt. MADE		
16:39		4 - DUNSTHEIMER Birgit		Offens.Rebound			11:17		5 - OEZTUERK Cemile		Assist		
16:35				Steal	5 - LOPEZ Alma		11:01				Turnover	9 - VAZQUEZ DELGADILLO L	
16:34		4 - DUNSTHEIMER Birgit		Turnover			10:40		12 - KLEIN Verena		2 Pt. Miss		
16:24				Turnover	9 - VAZQUEZ DELGADILLO L		10:40				Block Shot	9 - VAZQUEZ DELGADILLO L	
16:18		7 - KIRSTE Heidi		Turnover			10:37		10 - THAMM Susanne		2 Pt. Miss		
16:15		4 - DUNSTHEIMER Birgit (P1,T3)		Foul			10:35				Defens.Rebound	9 - VAZQUEZ DELGADILLO L	
16:01	2-5			2 Pt. MADE	11 - MIRANDA Claudia		10:19				2 Pt. Miss	5 - LOPEZ Alma	
15:51		4 - DUNSTHEIMER Birgit		Turnover			10:18		5 - OEZTUERK Cemile		Defens.Rebound		
15:44				2 Pt. Miss	11 - MIRANDA Claudia		10:04		5 - OEZTUERK Cemile		2 Pt. Miss		
15:41				Offens.Rebound	13 - SOTO Juana		10:03				Defens.Rebound	11 - MIRANDA Claudia	
15:32				Offensive Foul	14 - HERLINDA Rosa (P1,T4)		9:51		8 - JANUSCH Anja (P1,T8)		Foul		
15:32				Turnover	14 - HERLINDA Rosa		9:51				Free Th. Miss	11 - MIRANDA Claudia	
15:22		6 - NGUYEN-THI Nu		Turnover			9:51				Free Th. Miss	11 - MIRANDA Claudia	
15:10		4 - DUNSTHEIMER Birgit (P2,T4)		Foul			9:48		10 - THAMM Susanne		Defens.Rebound		
15:10		Germany		Time Out			9:21		9 - SEIFERT Nicole		Turnover		
14:53	2-7			2 Pt. MADE	9 - VAZQUEZ DELGADILLO L		9:13		12 - KLEIN Verena (P2,T9)		Foul		
14:53				Assist	11 - MIRANDA Claudia		9:13				Time Out	Mexico	
14:40		4 - DUNSTHEIMER Birgit		2 Pt. Miss			9:13		5 - OEZTUERK Cemile		Player OUT		
14:36				Defens.Rebound	9 - VAZQUEZ DELGADILLO L		9:13		4 - DUNSTHEIMER Birgit		Player IN		
14:36		5 - OEZTUERK Cemile (P1,T5)		Foul			9:13	4-11			Free Th. MADE	11 - MIRANDA Claudia	
14:27				2 Pt. Miss	11 - MIRANDA Claudia		9:13				Free Th. Miss	11 - MIRANDA Claudia	
14:23				Offens.Rebound	13 - SOTO Juana		9:06		8 - JANUSCH Anja		Defens.Rebound		
14:23				2 Pt. Miss	13 - SOTO Juana		8:52		12 - KLEIN Verena		2 Pt. Miss		

Wheelchair Basketball

Time	Score	Germany	Action	Mexico	Time	Score	Germany	Action	Mexico
FIRST HALF					FIRST HALF				
8:48			Foul	13 - SOTO Juana (P2,T7)	2:23			Turnover	8 - PENALOZA Leticia
8:48			Foul	5 - LOPEZ Alma (P3,T8)	2:21	9-14	8 - JANUSCH Anja	2 Pt. MADE	
8:48		4 - DUNSTHEIMER Birgit	Free Th. Miss		2:21		9 - SEIFERT Nicole	Assist	
8:48		4 - DUNSTHEIMER Birgit	Free Th. Miss		2:15		8 - JANUSCH Anja (P2,T11)	Foul	
8:45			Defens.Rebound	9 - VAZQUEZ DELGADILLO L	2:15			Player OUT	8 - PENALOZA Leticia
8:28			Offensive Foul	5 - LOPEZ Alma (P4,T9)	2:15			Player IN	7 - MONTANO Ma. Carmen
8:28			Turnover	5 - LOPEZ Alma	2:15			Free Th. MISS	9 - VAZQUEZ DELGADILLO L
8:28		12 - KLEIN Verena	Player OUT		2:15	9-15		Free Th. MADE	9 - VAZQUEZ DELGADILLO L
8:28		10 - THAMM Susanne	Player OUT		2:04		7 - KIRSTE Heidi	2 Pt. Miss	
8:28		6 - NGUYEN-THI Nu	Player IN		2:04		4 - DUNSTHEIMER Birgit	Offens.Rebound	
8:28		7 - KIRSTE Heidi	Player IN		2:04			Foul	9 - VAZQUEZ DELGADILLO L (P3,T11)
8:15		8 - JANUSCH Anja	2 Pt. Miss		2:04	10-15	4 - DUNSTHEIMER Birgit	Free Th. MADE	
8:11		6 - NGUYEN-THI Nu	Offens.Rebound		2:04		4 - DUNSTHEIMER Birgit	Free Th. Miss	
8:04		4 - DUNSTHEIMER Birgit	2 Pt. Miss		2:02		7 - KIRSTE Heidi	Offens.Rebound	
8:00		8 - JANUSCH Anja	Offens.Rebound		1:52	12-15	7 - KIRSTE Heidi	2 Pt. in the paint	
7:46		8 - JANUSCH Anja	2 Pt. Miss		1:52		8 - JANUSCH Anja	Assist	
7:43		8 - JANUSCH Anja	Offens.Rebound		1:35			2 Pt. Miss	4 - VAZQUEZ Cecilia
7:43		8 - JANUSCH Anja	2 Pt. Miss		1:35			Offens.Rebound	4 - VAZQUEZ Cecilia
7:38		6 - NGUYEN-THI Nu	Offens.Rebound		1:33			Turnover	7 - MONTANO Ma. Carmen
7:38		6 - NGUYEN-THI Nu	2 Pt. Miss		1:16	14-15	9 - SEIFERT Nicole	2 Pt. in the paint	
7:35			Defens.Rebound	9 - VAZQUEZ DELGADILLO L	1:16		8 - JANUSCH Anja	Assist	
7:23			2 Pt. Miss	5 - LOPEZ Alma	1:06			Fast Break	Mexico
7:21		8 - JANUSCH Anja	Defens.Rebound		1:04	14-17		2 Pt. in the paint	9 - VAZQUEZ DELGADILLO L
7:07		9 - SEIFERT Nicole	2 Pt. Miss		1:04			Assist	14 - HERLINDA Rosa
7:06			Block Shot	9 - VAZQUEZ DELGADILLO L	0:48		4 - DUNSTHEIMER Birgit	2 Pt. Miss	
7:06			Defens.Rebound	13 - SOTO Juana	0:48			Defens.Rebound	9 - VAZQUEZ DELGADILLO L
7:06			Player OUT	13 - SOTO Juana	0:48			Time Out	Mexico
7:06			Player OUT	5 - LOPEZ Alma	0:48			Player OUT	9 - VAZQUEZ DELGADILLO L
7:06			Player OUT	11 - MIRANDA Claudia	0:48			Player IN	8 - PENALOZA Leticia
7:06			Player IN	4 - VAZQUEZ Cecilia	0:45			Turnover	7 - MONTANO Ma. Carmen
7:06			Player IN	8 - PENALOZA Leticia	0:36			Foul	4 - VAZQUEZ Cecilia (P1,T12)
7:06			Player IN	15 - GARCIA Wendy	0:36		7 - KIRSTE Heidi	Free Th. Miss	
7:06		Germany	Time Out		0:36	15-17	7 - KIRSTE Heidi	Free Th. MADE	
6:54			Turnover	4 - VAZQUEZ Cecilia	0:24			Turnover	8 - PENALOZA Leticia
6:30		9 - SEIFERT Nicole	2 Pt. Miss		0:19		7 - KIRSTE Heidi	2 Pt. Miss	
6:28		8 - JANUSCH Anja	Offens.Rebound		0:17		4 - DUNSTHEIMER Birgit	Offens.Rebound	
6:19	6-11	6 - NGUYEN-THI Nu	2 Pt. in the paint		0:17			Player OUT	4 - VAZQUEZ Cecilia
6:19		4 - DUNSTHEIMER Birgit	Assist		0:17			Player IN	5 - LOPEZ Alma
5:54			2 Pt. Miss	6 - VAZQUEZ Teresita	0:17			Player OUT	15 - GARCIA Wendy
5:52		6 - NGUYEN-THI Nu	Defens.Rebound		0:17			Player OUT	7 - MONTANO Ma. Carmen
5:39		6 - NGUYEN-THI Nu	2 Pt. Miss		0:17			Player IN	9 - VAZQUEZ DELGADILLO L
5:35			Defens.Rebound	9 - VAZQUEZ DELGADILLO L	0:17			Player IN	11 - MIRANDA Claudia
5:24			Turnover	15 - GARCIA Wendy	0:02		8 - JANUSCH Anja	2 Pt. Miss	
4:59		7 - KIRSTE Heidi	2 Pt. Miss		0:00			Defens.Rebound	5 - LOPEZ Alma
4:57			Defens.Rebound	9 - VAZQUEZ DELGADILLO L	SECOND HALF				
4:50			2 Pt. Miss	8 - PENALOZA Leticia	20:00		4 - DUNSTHEIMER Birgit	Player IN	
4:46		8 - JANUSCH Anja	Defens.Rebound		20:00		6 - NGUYEN-THI Nu	Player IN	
4:42			Foul	9 - VAZQUEZ DELGADILLO L (P2,T10)	20:00		7 - KIRSTE Heidi	Player IN	
4:42			Player OUT	6 - VAZQUEZ Teresita	20:00		8 - JANUSCH Anja	Player IN	
4:42			Player IN	14 - HERLINDA Rosa	20:00		9 - SEIFERT Nicole	Player IN	
4:42		4 - DUNSTHEIMER Birgit	Free Th. Miss		20:00			Player IN	5 - LOPEZ Alma
4:42	7-11	4 - DUNSTHEIMER Birgit	Free Th. MADE		20:00			Player IN	9 - VAZQUEZ DELGADILLO L
4:28			Fast Break	Mexico	20:00			Player IN	11 - MIRANDA Claudia
4:27	7-13		2 Pt. in the paint	4 - VAZQUEZ Cecilia	20:00			Player IN	13 - SOTO Juana
4:27			Assist	8 - PENALOZA Leticia	20:00			Player IN	14 - HERLINDA Rosa
4:11		4 - DUNSTHEIMER Birgit	Turnover		19:49	15-19		2 Pt. in the paint	13 - SOTO Juana
4:09			2 Pt. Miss	4 - VAZQUEZ Cecilia	19:49			Assist	9 - VAZQUEZ DELGADILLO L
4:09			Offens.Rebound	14 - HERLINDA Rosa	19:26			Steal	14 - HERLINDA Rosa
4:09		9 - SEIFERT Nicole (P1,T10)	Foul		19:26		4 - DUNSTHEIMER Birgit	Turnover	
4:09	7-14		Free Th. MADE	14 - HERLINDA Rosa	19:26		6 - NGUYEN-THI Nu (P2,T11)	Foul	
4:09			Free Th. Miss	14 - HERLINDA Rosa	19:18			2 Pt. Miss	11 - MIRANDA Claudia
4:07		7 - KIRSTE Heidi	Defens.Rebound		19:15		8 - JANUSCH Anja	Defens.Rebound	
3:40		9 - SEIFERT Nicole	Turnover		19:06		Germany	Fast Break	
3:22			2 Pt. Miss	9 - VAZQUEZ DELGADILLO L	19:04	17-19	6 - NGUYEN-THI Nu	2 Pt. in the paint	
3:19		7 - KIRSTE Heidi	Defens.Rebound		18:56		6 - NGUYEN-THI Nu (P3,T2)	Foul	
3:09		6 - NGUYEN-THI Nu	Turnover		18:42			2 Pt. Miss	9 - VAZQUEZ DELGADILLO L
2:55			2 Pt. Miss	14 - HERLINDA Rosa	18:40		4 - DUNSTHEIMER Birgit	Defens.Rebound	
2:39		8 - JANUSCH Anja	2 Pt. Miss		18:28		6 - NGUYEN-THI Nu	2 Pt. Miss	
2:29		9 - SEIFERT Nicole	Steal		18:26		8 - JANUSCH Anja	Offens.Rebound	

Wheelchair Basketball

Wheelchair Basketball

Wheelchair Basketball

Wheelchair Basketball

Time	Score	Germany	Action	Mexico	Time	Score	Germany	Action	Mexico
SECOND HALF					SECOND HALF				
18:26	19-19	8 - JANUSCH Anja	Tap MADE		11:56			Foul	4 - VAZQUEZ Cecilia (P2,T8)
18:11			Player OUT	9 - VAZQUEZ DELGADILLO L	11:56	23-23	13 - BLEIFUSS Silke	Free Th. MADE	
18:11			Player IN	8 - PENALOZA Leticia	11:56	24-23	13 - BLEIFUSS Silke	Free Th. MADE	
17:55			2 Pt. Miss	14 - HERLINDA Rosa	11:48		13 - BLEIFUSS Silke (P2,T8)	Foul	
17:36		8 - JANUSCH Anja	Turnover		11:48	24-24		Free Th. MADE	7 - MONTANO Ma. Carmen
17:32		7 - KIRSTE Heidi (P3,T3)	Foul		11:48			Free Th. Miss	7 - MONTANO Ma. Carmen
17:19			2 Pt. Miss	11 - MIRANDA Claudia	11:42			Offens.Rebound	9 - VAZQUEZ DELGADILLO L
17:17		9 - SEIFERT Nicole	Defens.Rebound		11:39			2 Pt. Miss	4 - VAZQUEZ Cecilia
16:58			Foul	13 - SOTO Juana (P3,T1)	11:35		13 - BLEIFUSS Silke	Defens.Rebound	
16:58		6 - NGUYEN-THI Nu	Free Th. Miss		11:16	26-24	13 - BLEIFUSS Silke	2 Pt. in the paint	
16:58		6 - NGUYEN-THI Nu	Free Th. Miss		11:16		15 - ROEMELT Susanne	Assist	
16:57			Defens.Rebound	14 - HERLINDA Rosa	11:05		8 - JANUSCH Anja (P3,T9)	Foul	
16:42			2 Pt. Miss	11 - MIRANDA Claudia	11:05			Free Th. Miss	7 - MONTANO Ma. Carmen
16:39		6 - NGUYEN-THI Nu	Defens.Rebound		11:05			Free Th. Miss	7 - MONTANO Ma. Carmen
16:31		8 - JANUSCH Anja	2 Pt. Miss		11:02			Offens.Rebound	9 - VAZQUEZ DELGADILLO L
16:31		6 - NGUYEN-THI Nu	Player OUT		11:02	26-26		Tap MADE	9 - VAZQUEZ DELGADILLO L
16:31		5 - OEZTUERK Cemile	Player IN		10:46		9 - SEIFERT Nicole	2 Pt. Miss	
16:24			Foul	14 - HERLINDA Rosa (P2,T2)	10:44		13 - BLEIFUSS Silke	Offens.Rebound	
16:24		7 - KIRSTE Heidi	Free Th. Miss		10:44		13 - BLEIFUSS Silke	2 Pt. Miss	
16:24		7 - KIRSTE Heidi	Free Th. Miss		10:42			Defens.Rebound	9 - VAZQUEZ DELGADILLO L
16:21		4 - DUNSTHEIMER Birgit	Offens.Rebound		10:25	26-28		2 Pt. in the paint	9 - VAZQUEZ DELGADILLO L
16:14		4 - DUNSTHEIMER Birgit	2 Pt. Miss		10:11		Germany	Fast Break	
16:11			Defens.Rebound	14 - HERLINDA Rosa	10:08	28-28	12 - KLEIN Verena	2 Pt. in the paint	
16:00			Offensive Foul	8 - PENALOZA Leticia (P1,T3)	10:08		8 - JANUSCH Anja	Assist	
16:00			Turnover	8 - PENALOZA Leticia	10:01			Foul	15 - GARCIA Wendy (P1,T9)
16:00			Player OUT	13 - SOTO Juana	10:01		9 - SEIFERT Nicole	Free Th. Miss	
16:00			Player OUT	14 - HERLINDA Rosa	10:01	29-28	9 - SEIFERT Nicole	Free Th. MADE	
16:00			Player OUT	8 - PENALOZA Leticia	10:01		13 - BLEIFUSS Silke	Player OUT	
16:00			Player OUT	11 - MIRANDA Claudia	10:01		4 - DUNSTHEIMER Birgit	Player IN	
16:00			Player IN	6 - VAZQUEZ Teresita	10:01		15 - ROEMELT Susanne	Player OUT	
16:00			Player IN	7 - MONTANO Ma. Carmen	10:01		12 - KLEIN Verena	Player OUT	
16:00			Player IN	9 - VAZQUEZ DELGADILLO L	10:01		7 - KIRSTE Heidi	Player IN	
16:00			Player IN	10 - CAMARA Rosa	10:01		5 - OEZTUERK Cemile	Player IN	
15:48		9 - SEIFERT Nicole	Turnover		10:01		12 - KLEIN Verena (P3,T10)	Foul	
15:26		9 - SEIFERT Nicole (P2,T4)	Foul		10:01			Free Th. Miss	9 - VAZQUEZ DELGADILLO L
15:16			2 Pt. Miss	9 - VAZQUEZ DELGADILLO L	10:01	29-29		Free Th. MADE	9 - VAZQUEZ DELGADILLO L
15:13		7 - KIRSTE Heidi	Defens.Rebound		9:27			Turnover	9 - VAZQUEZ DELGADILLO L
14:56			Foul	10 - CAMARA Rosa (P1,T4)	9:05		7 - KIRSTE Heidi	2 Pt. Miss	
14:42		8 - JANUSCH Anja	2 Pt. Miss		9:04			Time Out	Mexico
14:40		8 - JANUSCH Anja	Offens.Rebound		8:54			2 Pt. Miss	15 - GARCIA Wendy
14:32			Foul	5 - LOPEZ Alma (P5,T5)	8:40	29-31		2 Pt. in the paint	6 - VAZQUEZ Teresita
14:32			Player OUT	5 - LOPEZ Alma	8:40			Assist	9 - VAZQUEZ DELGADILLO L
14:32			Player OUT	10 - CAMARA Rosa	8:15	31-31	9 - SEIFERT Nicole	2 Pt. MADE	
14:32			Player IN	4 - VAZQUEZ Cecilia	8:15		7 - KIRSTE Heidi	Assist	
14:32			Player IN	15 - GARCIA Wendy	7:54	31-33		2 Pt. in the paint	15 - GARCIA Wendy
14:32	20-19	7 - KIRSTE Heidi	Free Th. MADE		7:54			Assist	9 - VAZQUEZ DELGADILLO L
14:32		7 - KIRSTE Heidi	Free Th. Miss		7:41			Turnover	9 - VAZQUEZ DELGADILLO L
14:28			Defens.Rebound	9 - VAZQUEZ DELGADILLO L	7:29		8 - JANUSCH Anja	Steal	
14:24			Offensive Foul	6 - VAZQUEZ Teresita (P1,T6)	7:29			Turnover	15 - GARCIA Wendy
14:24			Turnover	6 - VAZQUEZ Teresita	7:29			Foul	7 - MONTANO Ma. Carmen (P2,T10)
14:24		4 - DUNSTHEIMER Birgit	Player OUT		7:29	32-33	7 - KIRSTE Heidi	Free Th. MADE	
14:24		7 - KIRSTE Heidi	Player OUT		7:29	33-33	7 - KIRSTE Heidi	Free Th. MADE	
14:24		5 - OEZTUERK Cemile	Player OUT		7:23		7 - KIRSTE Heidi (P4,T11)	Foul	
14:24		12 - KLEIN Verena	Player IN		7:23			Free Th. Miss	4 - VAZQUEZ Cecilia
14:24		13 - BLEIFUSS Silke	Player IN		7:23			Free Th. Miss	4 - VAZQUEZ Cecilia
14:24		15 - ROEMELT Susanne	Player IN		7:11		5 - OEZTUERK Cemile	Defens.Rebound	
14:12	22-19	8 - JANUSCH Anja	2 Pt. in the paint		7:08			Steal	7 - MONTANO Ma. Carmen
14:12		9 - SEIFERT Nicole	Assist		7:05		7 - KIRSTE Heidi	Turnover	
13:40	22-21		2 Pt. MADE	7 - MONTANO Ma. Carmen	6:58			2 Pt. Miss	7 - MONTANO Ma. Carmen
13:15			Foul	7 - MONTANO Ma. Carmen (P1,T7)	6:54		4 - DUNSTHEIMER Birgit	Offens.Rebound	
13:06		15 - ROEMELT Susanne	Turnover		6:44		5 - OEZTUERK Cemile	2 Pt. Miss	
13:06		15 - ROEMELT Susanne (P1,T5)	Foul		6:26			2 Pt. Miss	9 - VAZQUEZ DELGADILLO L
12:54		15 - ROEMELT Susanne (P2,T6)	Foul		6:25			Steal	4 - VAZQUEZ Cecilia
12:47		13 - BLEIFUSS Silke (P1,T7)	Foul		6:25		9 - SEIFERT Nicole	Turnover	
12:40	22-23		2 Pt. MADE	7 - MONTANO Ma. Carmen	6:25		5 - OEZTUERK Cemile (P2,T12)	Foul	
12:40			Assist	6 - VAZQUEZ Teresita	6:25		Germany	Time Out	
12:17		15 - ROEMELT Susanne	Turnover		6:25		5 - OEZTUERK Cemile	Player OUT	
12:02		9 - SEIFERT Nicole	Steal		6:25		4 - DUNSTHEIMER Birgit	Player OUT	
11:59			Turnover	9 - VAZQUEZ DELGADILLO L	6:25		9 - SEIFERT Nicole	Player OUT	

WOMEN PRELIMINARY GROUP B PLAY BY PLAY



MON 23 OCT 2000

SYDNEY SUPERDOME

Time	Score	Germany	Action	Mexico	Time	Score	Germany	Action	Mexico
SECOND HALF					SECOND HALF				
6:25		6 - NGUYEN-THI Nu	Player IN		2:12			Steal	9 - VAZQUEZ DELGADILLO L
6:25		10 - THAMM Susanne	Player IN		2:12		8 - JANUSCH Anja	Turnover	
6:25		12 - KLEIN Verena	Player IN		2:12		8 - JANUSCH Anja (P4,T15)	Foul	
6:25	33-34		Free Th. MADE	4 - VAZQUEZ Cecilia	2:12			Free Th. Miss	9 - VAZQUEZ DELGADILLO L
6:25			Free Th. Miss	4 - VAZQUEZ Cecilia	2:12			Free Th. Miss	9 - VAZQUEZ DELGADILLO L
6:04		6 - NGUYEN-THI Nu	2 Pt. Miss		2:10			Offens.Rebound	7 - MONTANO Ma. Carmen
6:03		10 - THAMM Susanne	Offens.Rebound		2:08			2 Pt. Miss	9 - VAZQUEZ DELGADILLO L
6:00		7 - KIRSTE Heidi	2 Pt. Miss		2:05			Offens.Rebound	7 - MONTANO Ma. Carmen
5:56		7 - KIRSTE Heidi	Offens.Rebound		1:59			2 Pt. Miss	9 - VAZQUEZ DELGADILLO L
5:43	35-34	12 - KLEIN Verena	2 Pt. in the paint		1:54			Offens.Rebound	6 - VAZQUEZ Teresita
5:43		6 - NGUYEN-THI Nu	Assist		1:52			Turnover	9 - VAZQUEZ DELGADILLO L
5:21			2 Pt. Miss	9 - VAZQUEZ DELGADILLO L	1:43		Germany	Fast Break	
5:19			Offens.Rebound	9 - VAZQUEZ DELGADILLO L	1:43	40-38	6 - NGUYEN-THI Nu	2 Pt. in the paint	
5:16			2 Pt. Miss	4 - VAZQUEZ Cecilia	1:43		8 - JANUSCH Anja	Assist	
5:15			Offens.Rebound	6 - VAZQUEZ Teresita	1:32			Turnover	9 - VAZQUEZ DELGADILLO L
5:13			2 Pt. Miss	6 - VAZQUEZ Teresita	1:20		13 - BLEIFUSS Silke (P4,T16)	Offensive Foul	
5:00		6 - NGUYEN-THI Nu	2 Pt. Miss		1:20		13 - BLEIFUSS Silke	Turnover	
4:56			Foul	7 - MONTANO Ma. Carmen (P3,T1)	1:16		13 - BLEIFUSS Silke (P5,T17)	Foul	
4:56		8 - JANUSCH Anja	Free Th. Miss		1:16		13 - BLEIFUSS Silke	Player OUT	
4:56	36-34	8 - JANUSCH Anja	Free Th. MADE		1:16		14 - WESEMUELLER Heike	Player IN	
4:49		10 - THAMM Susanne (P1,T13)	Foul		1:16			Time Out	Mexico
4:49	36-35		Free Th. MADE	9 - VAZQUEZ DELGADILLO L	1:16			Free Th. Miss	9 - VAZQUEZ DELGADILLO L
4:48			Free Th. Miss	9 - VAZQUEZ DELGADILLO L	1:16	40-39		Free Th. MADE	9 - VAZQUEZ DELGADILLO L
4:45			Offens.Rebound	7 - MONTANO Ma. Carmen	1:00	42-39	14 - WESEMUELLER Heike	2 Pt. in the paint	
4:45			2 Pt. Miss	7 - MONTANO Ma. Carmen	1:00		8 - JANUSCH Anja	Assist	
4:42		10 - THAMM Susanne	Defens.Rebound		0:48		12 - KLEIN Verena (P4,T18)	Foul	
4:31		10 - THAMM Susanne	2 Pt. Miss		0:48	42-40		Free Th. MADE	6 - VAZQUEZ Teresita
4:28		10 - THAMM Susanne	Offens.Rebound		0:48	42-41		Free Th. MADE	6 - VAZQUEZ Teresita
4:12		10 - THAMM Susanne	2 Pt. Miss		0:32			Foul	7 - MONTANO Ma. Carmen (P4,T13)
4:09			Defens.Rebound	9 - VAZQUEZ DELGADILLO L	0:32		14 - WESEMUELLER Heike	Free Th. Miss	
4:01			2 Pt. Miss	6 - VAZQUEZ Teresita	0:32		14 - WESEMUELLER Heike	Free Th. Miss	
3:58			Offens.Rebound	4 - VAZQUEZ Cecilia	0:29			Defens.Rebound	9 - VAZQUEZ DELGADILLO L
3:50	36-37		2 Pt. in the paint	4 - VAZQUEZ Cecilia	0:25			Offensive Foul	4 - VAZQUEZ Cecilia (P3,T14)
3:50			Assist	9 - VAZQUEZ DELGADILLO L	0:25			Turnover	4 - VAZQUEZ Cecilia
3:14		8 - JANUSCH Anja	2 Pt. Miss		0:24			Foul	6 - VAZQUEZ Teresita (P2,T15)
3:12			Defens.Rebound	6 - VAZQUEZ Teresita	0:24	43-41	8 - JANUSCH Anja	Free Th. MADE	
3:08			Turnover	6 - VAZQUEZ Teresita	0:24		8 - JANUSCH Anja	Free Th. Miss	
3:06		6 - NGUYEN-THI Nu	2 Pt. Miss		0:21		8 - JANUSCH Anja	Offens.Rebound	
3:03			Block Shot	7 - MONTANO Ma. Carmen	0:16			Foul	4 - VAZQUEZ Cecilia (P4,T16)
3:01			Defens.Rebound	7 - MONTANO Ma. Carmen	0:16	44-41	7 - KIRSTE Heidi	Free Th. MADE	
2:57			Turnover	9 - VAZQUEZ DELGADILLO L	0:16		7 - KIRSTE Heidi	Free Th. Miss	
2:57			Foul	15 - GARCIA Wendy (P2,T12)	0:15			Defens.Rebound	7 - MONTANO Ma. Carmen
2:57		10 - THAMM Susanne	Player OUT		0:11		14 - WESEMUELLER Heike (P1,T19)	Foul	
2:57		13 - BLEIFUSS Silke	Player IN		0:11			Time Out	Mexico
2:57	37-37	7 - KIRSTE Heidi	Free Th. MADE		0:11	44-42		Free Th. MADE	7 - MONTANO Ma. Carmen
2:57	38-37	7 - KIRSTE Heidi	Free Th. MADE		0:11			Free Th. Miss	7 - MONTANO Ma. Carmen
2:53		13 - BLEIFUSS Silke (P3,T14)	Foul		0:07			Offens.Rebound	7 - MONTANO Ma. Carmen
2:53			Free Th. Miss	9 - VAZQUEZ DELGADILLO L	0:07	44-44		2 Pt. in the paint	9 - VAZQUEZ DELGADILLO L
2:53	38-38		Free Th. MADE	9 - VAZQUEZ DELGADILLO L	0:07			Assist	7 - MONTANO Ma. Carmen
2:28		13 - BLEIFUSS Silke	2 Pt. Miss		0:07		14 - WESEMUELLER Heike (P2,T20)	Foul	
2:26		7 - KIRSTE Heidi	Offens.Rebound		0:07	44-45		Free Th. MADE	9 - VAZQUEZ DELGADILLO L
2:26		7 - KIRSTE Heidi	2 Pt. Miss		0:00			END OF PERIOD	
2:23		8 - JANUSCH Anja	Offens.Rebound						

Wheelchair Basketball

Wheelchair Basketball

Wheelchair Basketball

Wheelchair Basketball

PRNWB00000103.00073 00102311:23V020

WOMEN PRELIMINARY GROUP B MATCH RESULTS



MON 23 OCT 2000

SYDNEY SUPERDOME

Match No: 35

GER 44 vs 45 MEX

Start Time: 9:30

Attendance: 9102

Referees: WALLAART Edwin (NED)
EL-DEIN EL-KHATEB Bahaa (JOR)

RAMOT Itzhack (ISR)

Scoring by 5 min intervals:	GER	MEX	1.HF				2.HF			
			2	4	6	15	19	29	35	44
			5	10	11	17	19	29	34	45

Germany (GER)

No.	Name	MIN	PTS	Field Goals		2 Points		3 Points		Free Throws		Rebounds			AS	ST	TO	BS	PF
				M/A	%	M/A	%	M/A	%	M/A	%	OR	DR	TOT					
* 4	DUNSTHEIMER Birgit	24:52	2	0/4	0.0	0/4	0.0			2/6	33.3	5	2	7	1		4	2	
* 5	OEZTUERK Cemile	14:38		0/4	0.0	0/4	0.0					1	3	4	1			2	
* 6	NGUYEN-THI Nu	26:41	6	3/10	30.0	3/10	30.0			0/2	0.0	2	2	4	1		3	3	
* 7	KIRSTE Heidi	30:32	11	2/9	22.2	2/9	22.2			7/12	58.3	3	3	6	1		3	4	
* 8	JANUSCH Anja	40:00	10	4/14	28.6	4/14	28.6			2/4	50.0	8	6	14	5	1	2	4	
9	SEIFERT Nicole	27:08	5	2/5	40.0	2/5	40.0			1/2	50.0		1	1	2	2	5	2	
10	THAMM Susanne	08:33		0/5	0.0	0/5	0.0					3	2	5				1	
11	SCHRATZ Nora																		
12	KLEIN Verena	15:53	4	2/4	50.0	2/4	50.0											4	
13	BLEIFUSS Silke	06:04	4	1/3	33.3	1/3	33.3			2/2	100.0	1	1	2			1	5	
14	WESEMUELLER Heike	01:16	2	1/1	100.0	1/1	100.0			0/2	0.0							2	
15	ROEMELT Susanne	04:23													1		2	2	
Team Coach																			
TOTALS			44	15/59	25.4	15/59	25.4			14/30	46.7	23	20	43	12	3	20	31	
Coach		RICHARZ Peter																	
Assistant Coach		SCHRECK Andrea																	

Mexico (MEX)

No.	Name	MIN	PTS	Field Goals		2 Points		3 Points		Free Throws		Rebounds			AS	ST	TO	BS	PF
				M/A	%	M/A	%	M/A	%	M/A	%	OR	DR	TOT					
4	VAZQUEZ Cecilia	21:21	5	2/6	33.3	2/6	33.3			1/4	25.0	2		2		1	2	4	
* 5	LOPEZ Alma	18:39		0/2	0.0	0/2	0.0					1	1	1	2	1		5	
6	VAZQUEZ Teresita	22:59	4	1/4	25.0	1/4	25.0			2/2	100.0	2	1	3	1		2	2	
7	MONTANO Ma. Carmen	17:58	6	2/4	50.0	2/4	50.0			2/6	33.3	4	2	6	1	1	2	1	4
8	PENALOZA Leticia	07:50		0/1	0.0	0/1	0.0								1		3	1	
* 9	VAZQUEZ DELGADILLO Lucia	37:18	16	5/13	38.5	5/13	38.5			6/13	46.2	3	11	14	4	1	8	2	3
10	CAMARA Rosa	01:28																1	
* 11	MIRANDA Claudia	17:11	6	2/7	28.6	2/7	28.6			2/7	28.6		3	3	2		2	1	
12	FONSECA Olga																		
* 13	SOTO Juana	16:54	4	2/4	50.0	2/4	50.0			0/1	0.0	2	1	3				3	
* 14	HERLINDA Rosa	17:01	2	0/3	0.0	0/3	0.0			2/4	50.0	2	3	5	1	1	1	2	
15	GARCIA Wendy	21:21	2	1/2	50.0	1/2	50.0										2	2	
Team Coach																			
TOTALS			45	15/46	32.6	15/46	32.6			15/37	40.5	15	22	37	10	6	23	3	28
Coach		VERGARA Eli																	
Assistant Coach		LARRAGA Pablo																	
		DURAND Sergio																	

	GER	MEX
Points from Turnovers:	19	10
Biggest Lead:	3 (22-19)	8 (10-2)
Second Chance Points:	13	9
Lead Changes:	10	

	GER	MEX
Points in the Paint:	24	20
Biggest Scoring Run:	7-0 (22-19)	8-0 (10-2)
Fast Break Points:	6	4
Times Tied:	12	

Legend:

MIN : Minutes Played **M/A** : Made/Attempts **%** : Shooting Percentage **OR** : Offensive Rebounds
DR : Defensive Rebounds **TOT** : Total Rebounds **AS** : Assist **ST** : Steals
TO : Turnovers **BS** : Blocked Shots **PF** : Fouls **PTS** : Points
HF : Half of Time **OT** : Over Time * : Starting/Initial

PRNWB00000104.00084A 00102311:24V020

Germany (GER)

After 3 Matches

No.	Name	G	MIN	MPG	PTS	PPG	Field Goals		2 Points		3 Points		Free Throws		Rebounds			AS	ST	TO	BS	PF
							M/A	%	M/A	%	M/A	%	M/A	%	OR	DR	TOT					
4	DUNSTHEIMER Birgit	3	74:56	24:58	5	1.7	1/13	7.7	1/13	7.7			3/8	37.5	13	9	22	2	2	9		6
5	OEZTUERK Cemile	3	44:13	14:44	9	3.0	3/16	18.8	2/15	13.3	1/1	100.0	2/6	33.3	2	4	6	1		2		10
6	NGUYEN-THI Nu	3	104:23	34:47	20	6.7	8/39	20.5	8/36	22.2	0/3	0.0	4/8	50.0	3	12	15	6	1	9		7
7	KIRSTE Heidi	3	73:52	24:37	21	7.0	6/27	22.2	4/23	17.4	2/4	50.0	7/14	50.0	3	7	10	2		9		8
8	JANUSCH Anja	3	105:35	35:11	33	11.0	14/43	32.6	14/41	34.1	0/2	0.0	5/8	62.5	17	20	37	8	3	12		14
9	SEIFERT Nicole	3	68:08	22:42	17	5.7	7/17	41.2	7/17	41.2			3/5	60.0	1	4	5	3	2	8		9
10	THAMM Susanne	3	28:40	9:33	2	0.7	1/8	12.5	1/8	12.5					3	11	14	1		2		3
11	SCHRATZ Nora	1	0:31	0:31																		
12	KLEIN Verena	3	65:28	21:49	6	2.0	3/12	25.0	3/12	25.0			0/2	0.0	5	3	8	1	1	3		9
13	BLEIFUSS Silke	3	18:13	6:04	7	2.3	2/7	28.6	2/7	28.6			3/4	75.0	1	3	4	2		2		10
14	WESEMUELLER Heike	2	11:38	5:49	2	1.0	1/1	100.0	1/1	100.0			0/2	0.0						1		3
15	ROEMELT Susanne	1	4:23	4:23														1		2		2
Team/Coach																						
TOTALS					122	40.7	46/183	25.1	43/173	24.9	3/10	30.0	27/57	47.4	48	73	121	27	9	59		81
OPPONENTS					143	47.7	51/143	35.7	50/139	36.0	1/4	25.0	40/90	44.4	31	80	111	27	14	64	11	68

AVERAGES PER GAME

	GER	OPPONENTS
Points from Turnovers	35	34
Points in the Paint	56	64
Second Chance Points	20	19
Fast Break Points	10	14

	GER	OPPONENTS
Total Field Goals Made	15.3	17.0
2 Points Field Goals Made	14.3	16.7
3 Points Field Goals Made	1.0	0.3
Free Throws Made	9.0	13.3
Offensive Rebounds	16.0	10.3
Deffensive Rebounds	24.3	26.7
Total Rebounds	40.3	37.0
Assists	9.0	9.0
Steals	3.0	4.7
Turnovers	19.7	21.3
Blocked Shots	0.0	3.7
Fouls	27.0	22.7
Points from Turnovers	11.7	11.3
Points in the Paint	18.7	21.3
Second Chance Points	6.7	6.3
Fast Break Points	3.3	4.7

Legend:

G : Games Played	MIN : Minutes Played	MPG : Minutes Played per Game	PTS : Points
PPG : Points per Game	M/A : Made/Attempts	% : Shooting Percentage	OR : Offensive Rebounds
DR : Defensive Rebounds	TOT : Total Rebounds	AS : Assists	ST : Steals
TO : Turnovers	BS : Blocked Shots	PF : Fouls	

PRNWB00000105.00084A 00102311:25V010

Mexico (MEX)

After 3 Matches

No.	Name	G	MIN	MPG	PTS	PPG	Field Goals		2 Points		3 Points		Free Throws		Rebounds			AS	ST	TO	BS	PF
							M/A	%	M/A	%	M/A	%	M/A	%	OR	DR	TOT					
4	VAZQUEZ Cecilia	3	49:11	16:23	10	3.3	4/14	28.6	4/14	28.6			2/6	33.3	2		2		1	9		10
5	LOPEZ Alma	3	70:49	23:36	2	0.7	1/7	14.3	1/7	14.3						1	1		2	4		7
6	VAZQUEZ Teresita	3	59:54	19:58	4	1.3	1/7	14.3	1/7	14.3			2/2	100.0	3	1	4	1	1	12		4
7	MONTANO Ma. Carmen	3	68:05	22:41	14	4.7	6/19	31.6	6/19	31.6			2/8	25.0	5	17	22	4	4	8	1	10
8	PENALOZA Leticia	3	32:22	10:47	2	0.7	1/5	20.0	1/5	20.0					3	2	5	1		6		2
9	VAZQUEZ DELGADILLO Lucia	3	98:11	32:43	42	14.0	15/41	36.6	15/38	39.5	0/3	0.0	12/26	46.2	8	26	34	11	3	14	4	10
10	CAMARA Rosa	3	28:38	9:32	6	2.0	3/7	42.9	3/7	42.9			0/4	0.0		4	4	2		5		4
11	MIRANDA Claudia	3	56:57	18:59	18	6.0	8/30	26.7	8/30	26.7			2/7	28.6		4	4	4	1	7		10
12	FONSECA Olga	2	10:34	5:17	2	1.0	1/2	50.0	1/2	50.0					2		2			1		2
13	SOTO Juana	3	28:42	9:34	10	3.3	4/9	44.4	4/8	50.0	0/1	0.0	2/3	66.7	2	4	6					7
14	HERLINDA Rosa	3	47:26	15:48	2	0.7	0/7	0.0	0/7	0.0			2/4	50.0	4	4	8	2	1	4		5
15	GARCIA Wendy	3	49:11	16:23	2	0.7	1/7	14.3	1/7	14.3					2	1	3			6		5
Team/Coach																						
TOTALS					114	38.0	45/155	29.0	45/151	29.8	0/4	0.0	24/60	40.0	31	64	95	25	13	76	5	76
OPPONENTS					161	53.7	67/178	37.6	66/173	38.2	1/5	20.0	26/80	32.5	50	81	131	46	20	62	2	61

	MEX	OPPONENTS
Points from Turnovers	35	60
Points in the Paint	48	118
Second Chance Points	16	36
Fast Break Points	16	48

AVERAGES PER GAME

	MEX	OPPONENTS
Total Field Goals Made	15.0	22.3
2 Points Field Goals Made	15.0	22.0
3 Points Field Goals Made	0.0	0.3
Free Throws Made	8.0	8.7
Offensive Rebounds	10.3	16.7
Deffensive Rebounds	21.3	27.0
Total Rebounds	31.7	43.7
Assists	8.3	15.3
Steals	4.3	6.7
Turnovers	25.3	20.7
Blocked Shots	1.7	0.7
Fouls	25.3	20.3
Points from Turnovers	11.7	20.0
Points in the Paint	16.0	39.3
Second Chance Points	5.3	12.0
Fast Break Points	5.3	16.0

Legend:

G : Games Played	MIN : Minutes Played	MPG : Minutes Played per Game	PTS : Points
PPG : Points per Game	M/A : Made/Attempts	% : Shooting Percentage	OR : Offensive Rebounds
DR : Defensive Rebounds	TOT : Total Rebounds	AS : Assists	ST : Steals
TO : Turnovers	BS : Blocked Shots	PF : Fouls	

PRNWB00000106.00073 00102311:35V010

MEN PRELIMINARY GROUP B MATCH RESULTS



MON 23 OCT 2000

THE DOME

Match No: 36

KOR 48 vs 65 FRA

Start Time: 9:30

Attendance: 925

Referees: GONZALES Anthony (USA)
CALIGIURI Gabriele (AUS)

JUNGMANN Hans-Dieter (GER)

Scoring by 5 min intervals:		1.HF				2.HF			
KOR		6	17	24	29	33	35	42	48
FRA		4	8	17	23	33	40	49	65

Korea (KOR)

No.	Name	MIN	PTS	Field Goals		2 Points		3 Points		Free Throws		Rebounds			AS	ST	TO	BS	PF
				M/A	%	M/A	%	M/A	%	M/A	%	OR	DR	TOT					
* 4	KIM Ho-Yong	36:01	18	9/12	75.0	9/12	75.0					4	4	2	3	8		4	
5	KIM Jung-Seob	08:58										2	2		1			2	
* 6	KO Kwang-Yub	24:35	2	1/3	33.3	1/3	33.3					2	2			1		2	
7	HAN Jin-Hee	03:45														1			
* 8	IM Chan-Kuw	38:27	12	5/9	55.6	5/8	62.5	0/1	0.0	2/5	40.0	3	3	5		8		2	
9	PARK Sea-Kyun	05:12														1		1	
* 10	HAN Sa-Hyun	38:52	11	5/9	55.6	5/9	55.6			1/2	50.0	2	2	4		8		4	
11	KIM Chul-Soo	05:12		0/3	0.0	0/3	0.0											1	
12	KANG Hee-Joon	09:22		0/3	0.0	0/3	0.0					1	1	1				1	
13	YANG Hun-Mo	02:41																	
14	KIM Young-Duk	07:57										2	2						
* 15	KIM Ji-Nam	18:58	5	2/6	33.3	2/6	33.3			1/2	50.0	1	5	6				5	
Team Coach																			
TOTALS			48	22/45	48.9	22/44	50.0	0/1	0.0	4/9	44.4	3	21	24	13	4	27		22
Coach		IN-CHUL Shin																	
Assistant Coach																			

France (FRA)

No.	Name	MIN	PTS	Field Goals		2 Points		3 Points		Free Throws		Rebounds			AS	ST	TO	BS	PF
				M/A	%	M/A	%	M/A	%	M/A	%	OR	DR	TOT					
* 4	SALLEM Riadh	20:00	2	1/2	50.0	1/2	50.0					1		1		1		3	
5	ABOUKIR Jean-Denis	13:06	4	2/5	40.0	2/5	40.0							1		1		1	
* 6	LIBMAN Bertrand	08:27		0/1	0.0	0/1	0.0											2	
* 7	COURNEIL Jerome	24:43	2	1/5	20.0	1/5	20.0					1	1		1	1		2	
* 8	BOUSTILA Ouahid	20:00	12	5/10	50.0	5/10	50.0			2/3	66.7	2	2	4	3	5	1		
* 9	FAHRASMANE Mario	08:27										2	2	4		3		3	
10	GUYOT Frederic	33:44	8	3/11	27.3	3/11	27.3			2/4	50.0	1	3	4	7	1	2	1	
11	THEREZO Jose	30:00	12	5/9	55.6	5/9	55.6			2/2	100.0	2	6	8	2	1	2	2	
12	HAMELIN David																		
13	DIXNEUF Lionel	01:33	2	1/1	100.0	1/1	100.0												
14	BAYE Philippe	20:00	23	7/12	58.3	7/12	58.3			9/10	90.0	1	5	6	1			4	
15	LAFFONT Jean Pascal	20:00								0/2	0.0	1	1	1		1			
Team Coach																			
TOTALS			65	25/56	44.6	25/56	44.6			15/21	71.4	7	20	27	15	6	16	1	18
Coach		SORIANO Jean-Paul																	
Assistant Coach		SCHOENACKER Maurice																	

	KOR	FRA
Points from Turnovers:	16	26
Biggest Lead:	11 (24-13)	17 (63-46)
Second Chance Points:	4	9
Lead Changes:	1	

	KOR	FRA
Points in the Paint:	22	40
Biggest Scoring Run:	12-2 (18-8)	13-2 (42-35)
Fast Break Points:	6	16
Times Tied:	2	

Legend:

MIN : Minutes Played **M/A** : Made/Attempts **%** : Shooting Percentage **OR** : Offensive Rebounds
DR : Defensive Rebounds **TOT** : Total Rebounds **AS** : Assist **ST** : Steals
TO : Turnovers **BS** : Blocked Shots **PF** : Fouls **PTS** : Points
HF : Half of Time **OT** : Over Time * : Starting/Initial

PRNWB00000107.00073 00102312:31V010

MEN PRELIMINARY GROUP A MATCH RESULTS



MON 23 OCT 2000

SYDNEY SUPERDOME

Match No: 37

MEX 24 vs 29 GER

Start Time: 11:30

Attendance:

Referees: CAMPOS PERIS Sergio (ESP)
BHANIA Balwant (GBR)

SUGIYAMA Kaneyoshi (JPN)

FIRST HALF

Scoring by 5 min intervals: **MEX**
GER

5	9	13	24
10	16	23	29

Mexico (MEX)

No.	Name	MIN	PTS	Field Goals		2 Points		3 Points		Free Throws		Rebounds			AS	ST	TO	BS	PF	
				M/A	%	M/A	%	M/A	%	M/A	%	OR	DR	TOT						
4	SALVADOR Pedro	08:15		0/1	0.0	0/1	0.0										1		1	
5	QUEVEDO Sergio																			
6	LARRAGA Pablo	05:30		0/1	0.0	0/1	0.0			0/2	0.0	1	1	2		1			3	
* 7	ISAIAS Armando	20:00										1	1	2		1		2	2	
* 8	BLANCAS Luis	02:45	2	1/1	100.0	1/1	100.0													
9	PULIDO Jose																			
10	OLIVAS Julio Cesar	09:00	3	1/3	33.3	0/1	0.0	1/2	50.0			1	1	2		1		1	1	
* 11	MAGANA Rigoberto	02:45														1		1	1	
12	HERNANDEZ Gilberto	11:45	6	3/8	37.5	3/8	37.5					1	1	2		2		1	2	
13	DURAN Mauro	09:00	2	1/1	100.0	1/1	100.0												1	
* 14	ORTEGA Raul	11:00	3	1/9	11.1	1/8	12.5	0/1	0.0	1/2	50.0		1	1			3			
* 15	ZAVALA Salvador	20:00	8	4/5	80.0	4/5	80.0			0/1	0.0	1	2	3		1	1		1	
Team Coach																				
TOTALS			24	11/29	37.9	10/26	38.5	1/3	33.3	1/5	20.0	4	6	10		5	5	7	12	
Coach	LOPEZ NINO Alejandro																			
Assistant Coach	DAVILA Aaron																			
		DURAND Sergio																		

Germany (GER)

No.	Name	MIN	PTS	Field Goals		2 Points		3 Points		Free Throws		Rebounds			AS	ST	TO	BS	PF
				M/A	%	M/A	%	M/A	%	M/A	%	OR	DR	TOT					
4	SCHWARZ Ralf																		
* 5	HUEBNER Lars	20:00	2	1/5	20.0	1/5	20.0						2	2		1		2	
6	SNIEGOCKI Markus	12:02	3	1/3	33.3	1/3	33.3			1/2	50.0		1	1			1		2
7	FISCHER Thomas																		
8	WIMMERS Guido	11:45	7	3/3	100.0	3/3	100.0			1/2	50.0	1	2	3		1		1	1
9	HABERKORN Markus																		
10	LEONHARDT Joerg																		
* 11	OTTO Martin	08:15	4	2/3	66.7	2/3	66.7					3	3	6				1	1
* 12	THALHEIM Dirk	09:39		0/3	0.0	0/3	0.0											3	2
* 13	CHRISTINK Lars	18:19	2	1/1	100.0	1/1	100.0			0/2	0.0		3	3		3		3	1
14	COSKUN Ahmet																		
* 15	KOEHLER Dirk	20:00	11	4/5	80.0	4/5	80.0			3/5	60.0	1	4	5		2	3		2
Team Coach																			
TOTALS			29	12/23	52.2	12/23	52.2			5/11	45.5	5	15	20		5	3	14	9
Coach	ROEMER Gerd																		
Assistant Coach																			

	MEX	GER
Points from Turnovers:	10	13
Biggest Lead:	0	10 (19-9)
Second Chance Points:	4	8
Lead Changes:		

	MEX	GER
Points in the Paint:	10	22
Biggest Scoring Run:	7-0 (9-10)	9-0 (19-9)
Fast Break Points:		
Times Tied:		

Legend:

MIN : Minutes Played **M/A** : Made/Attempts **%** : Shooting Percentage **OR** : Offensive Rebounds
DR : Defensive Rebounds **TOT** : Total Rebounds **AS** : Assist **ST** : Steals
TO : Turnovers **BS** : Blocked Shots **PF** : Fouls **PTS** : Points
HF : Half of Time **OT** : Over Time * : Starting/Initial

PRNWB00000108.00069 00102313:25V010

Match No: 37

MEX 56 vs 69 GER

Start Time: 11:30

Attendance: 12981

Referees: CAMPOS PERIS Sergio (ESP)
BHANIA Balwant (GBR)

SUGIYAMA Kaneyoshi (JPN)

Scoring by 5 min intervals:	MEX	GER	1.HF				2.HF			
			5	9	13	24	34	44	53	56
			10	16	23	29	37	45	55	69

Time	Score	Mexico		Action	Germany		Time	Score	Mexico		Action	Germany	
FIRST HALF													
20:00		7 - ISAIAS Armando		Player IN			14:34				Time Out		Germany
20:00		8 - BLANCAS Luis		Player IN			14:11	7-10	15 - ZAVALA Salvador		2 Pt. MADE		
20:00		11 - MAGANA Rigoberto		Player IN			13:56		6 - LARRAGA Pablo (P1,T3)		Unspor. Foul		
20:00		14 - ORTEGA Raul		Player IN			13:56				Free Th. Miss	13 - CHRISTINK Lars	
20:00		15 - ZAVALA Salvador		Player IN			13:56				Free Th. Miss	13 - CHRISTINK Lars	
20:00				Player IN	5 - HUEBNER Lars		13:35				2 Pt. Miss	5 - HUEBNER Lars	
20:00				Player IN	11 - OTTO Martin		13:32		7 - ISAIAS Armando		Defens.Rebound		
20:00				Player IN	12 - THALHEIM Dirk		13:24				Foul	11 - OTTO Martin (P1,T3)	
20:00				Player IN	13 - CHRISTINK Lars		13:24		6 - LARRAGA Pablo		Free Th. Miss		
20:00				Player IN	15 - KOEHLER Dirk		13:24		6 - LARRAGA Pablo		Free Th. Miss		
19:40	0-2			2 Pt. in the paint	15 - KOEHLER Dirk		13:22				Defens.Rebound	15 - KOEHLER Dirk	
19:40				Assist	13 - CHRISTINK Lars		13:10		14 - ORTEGA Raul		Steal		
19:40		11 - MAGANA Rigoberto (P1,T1)		Foul			13:08				Turnover	12 - THALHEIM Dirk	
19:36				Free Th. Miss	15 - KOEHLER Dirk		13:04	9-10	15 - ZAVALA Salvador		2 Pt. in the paint		
19:33				Offens.Rebound	11 - OTTO Martin		13:04		7 - ISAIAS Armando		Assist		
19:33				2 Pt. Miss	11 - OTTO Martin		13:03				Foul	13 - CHRISTINK Lars (P1,T4)	
19:31				Offens.Rebound	11 - OTTO Martin		13:03		15 - ZAVALA Salvador		Free Th. Miss		
19:31	0-4			Tap MADE	11 - OTTO Martin		13:00		6 - LARRAGA Pablo		Offens.Rebound		
19:14		14 - ORTEGA Raul		2 Pt. Miss			12:53		14 - ORTEGA Raul		2 Pt. Miss		
19:12				Defens.Rebound	15 - KOEHLER Dirk		12:50				Defens.Rebound	5 - HUEBNER Lars	
19:05				2 Pt. Miss	5 - HUEBNER Lars		12:34		14 - ORTEGA Raul		Steal		
19:01				Offens.Rebound	11 - OTTO Martin		12:32				Turnover	5 - HUEBNER Lars	
19:01	0-6			Tap MADE	11 - OTTO Martin		12:03		4 - SALVADOR Pedro		2 Pt. Miss		
19:00		Mexico		Time Out			12:02				Defens.Rebound	11 - OTTO Martin	
18:49		11 - MAGANA Rigoberto		Turnover			12:02		6 - LARRAGA Pablo (P2,T4)		Foul		
18:35	0-8			2 Pt. in the paint	13 - CHRISTINK Lars		12:02				Player OUT	12 - THALHEIM Dirk	
18:24		14 - ORTEGA Raul		2 Pt. Miss			12:02				Player IN	6 - SNEGOCKI Markus	
18:21		7 - ISAIAS Armando		Offens.Rebound			11:57		6 - LARRAGA Pablo (P3,T5)		Foul		
18:16	2-8	8 - BLANCAS Luis		2 Pt. in the paint			11:49		14 - ORTEGA Raul		Steal		
18:16		11 - MAGANA Rigoberto		Assist			11:47				Turnover	13 - CHRISTINK Lars	
18:00				2 Pt. Miss	12 - THALHEIM Dirk		11:45				Foul	6 - SNEGOCKI Markus (P1,T5)	
17:57				Offens.Rebound	15 - KOEHLER Dirk		11:45		6 - LARRAGA Pablo		Player OUT		
17:57	2-10			Tap MADE	15 - KOEHLER Dirk		11:45		12 - HERNANDEZ Gilberto		Player IN		
17:29		14 - ORTEGA Raul		2 Pt. Miss			11:45				Player OUT	11 - OTTO Martin	
17:25				Defens.Rebound	5 - HUEBNER Lars		11:45				Player IN	8 - WIMMERS Guido	
17:15		15 - ZAVALA Salvador (P1,T2)		Foul			11:28				Steal	15 - KOEHLER Dirk	
17:15		11 - MAGANA Rigoberto		Player OUT			11:25		12 - HERNANDEZ Gilberto		Turnover		
17:15		8 - BLANCAS Luis		Player OUT			11:24		7 - ISAIAS Armando (P1,T6)		Foul		
17:15		4 - SALVADOR Pedro		Player IN			11:16	9-12			2 Pt. MADE	15 - KOEHLER Dirk	
17:15		6 - LARRAGA Pablo		Player IN			11:16				Assist	8 - WIMMERS Guido	
17:00				2 Pt. Miss	12 - THALHEIM Dirk		11:05		15 - ZAVALA Salvador		Turnover		
16:58		15 - ZAVALA Salvador		Defens.Rebound			10:45				2 Pt. Miss	5 - HUEBNER Lars	
16:40				Foul	12 - THALHEIM Dirk (P1,T1)		10:43				Offens.Rebound	8 - WIMMERS Guido	
16:40		14 - ORTEGA Raul		Free Th. Miss			10:43	9-14			Tap MADE	8 - WIMMERS Guido	
16:40	3-10	14 - ORTEGA Raul		Free Th. MADE			10:39		4 - SALVADOR Pedro (P1,T7)		Offensive Foul		
16:35				Turnover	15 - KOEHLER Dirk		10:39		4 - SALVADOR Pedro		Turnover		
16:14		6 - LARRAGA Pablo		2 Pt. Miss			10:37	9-16			2 Pt. in the paint	8 - WIMMERS Guido	
16:12				Defens.Rebound	11 - OTTO Martin		10:37				Assist	5 - HUEBNER Lars	
16:03				Turnover	5 - HUEBNER Lars		10:17		14 - ORTEGA Raul		3 Pt. Miss		
15:51	5-10	14 - ORTEGA Raul		2 Pt. MADE			10:14		12 - HERNANDEZ Gilberto		Offens.Rebound		
15:27				2 Pt. Miss	12 - THALHEIM Dirk		10:10		14 - ORTEGA Raul		2 Pt. Miss		
15:25		14 - ORTEGA Raul		Defens.Rebound			10:07				Defens.Rebound	6 - SNEGOCKI Markus	
14:59		14 - ORTEGA Raul		2 Pt. Miss			9:44	9-18			2 Pt. in the paint	8 - WIMMERS Guido	
14:56				Defens.Rebound	11 - OTTO Martin		9:44				Assist	13 - CHRISTINK Lars	
14:45		6 - LARRAGA Pablo		Steal			9:10		14 - ORTEGA Raul		2 Pt. Miss		
14:44				Turnover	11 - OTTO Martin		9:07				Defens.Rebound	15 - KOEHLER Dirk	
14:34				Foul	12 - THALHEIM Dirk (P2,T2)		9:00				Turnover	13 - CHRISTINK Lars	

Wheelchair Basketball

MEN PRELIMINARY GROUP A PLAY BY PLAY



MON 23 OCT 2000

SYDNEY SUPERDOME

Time	Score	Mexico	Action	Germany	Time	Score	Mexico	Action	Germany
FIRST HALF					FIRST HALF				
9:00		14 - ORTEGA Raul	Player OUT		0:45			Time Out	Germany
9:00		4 - SALVADOR Pedro	Player OUT		0:31		12 - HERNANDEZ Gilberto (P2,T12)	Foul	
9:00		13 - DURAN Mauro	Player IN		0:31	22-28		Free Th. MADE	15 - KOEHLER Dirk
9:00		10 - OLIVAS Julio Cesar	Player IN		0:31	22-29		Free Th. MADE	15 - KOEHLER Dirk
8:32		10 - OLIVAS Julio Cesar	3 Pt. Miss		0:13		Mexico	Time Out	
8:30			Defens.Rebound	8 - WIMMERS Guido	0:02	24-29	15 - ZAVALA Salvador	2 Pt. in the paint	
8:28		7 - ISAIAS Armando (P2,T8)	Foul		0:02		12 - HERNANDEZ Gilberto	Assist	
8:28			Player OUT	13 - CHRISTINK Lars	SECOND HALF				
8:28			Player IN	12 - THALHEIM Dirk	20:00			Player IN	6 - SNEGOCKI Markus
8:28			Free Th. Miss	8 - WIMMERS Guido	20:00			Player IN	8 - WIMMERS Guido
8:28	9-19		Free Th. MADE	8 - WIMMERS Guido	20:00			Player IN	5 - HUEBNER Lars
8:07	11-19	12 - HERNANDEZ Gilberto	2 Pt. MADE		20:00			Player IN	13 - CHRISTINK Lars
7:50			2 Pt. Miss	15 - KOEHLER Dirk	20:00			Player IN	15 - KOEHLER Dirk
7:47		15 - ZAVALA Salvador	Defens.Rebound		20:00		7 - ISAIAS Armando	Player IN	
7:47			Foul	6 - SNEGOCKI Markus (P2,T6)	20:00		13 - DURAN Mauro	Player IN	
7:37		15 - ZAVALA Salvador	2 Pt. Miss		20:00		15 - ZAVALA Salvador	Player IN	
7:34			Defens.Rebound	15 - KOEHLER Dirk	20:00		10 - OLIVAS Julio Cesar	Player IN	
7:23			Turnover	12 - THALHEIM Dirk	20:00		12 - HERNANDEZ Gilberto	Player IN	
7:07		12 - HERNANDEZ Gilberto	2 Pt. Miss		19:47		10 - OLIVAS Julio Cesar	Steal	
7:05			Defens.Rebound	8 - WIMMERS Guido	19:45			Turnover	13 - CHRISTINK Lars
6:58			2 Pt. Miss	6 - SNEGOCKI Markus	19:45		Mexico	Fast Break	
6:56		10 - OLIVAS Julio Cesar	Defens.Rebound		19:43	26-29	10 - OLIVAS Julio Cesar	2 Pt. in the paint	
6:52			Steal	15 - KOEHLER Dirk	19:25	26-31		2 Pt. in the paint	15 - KOEHLER Dirk
6:51		10 - OLIVAS Julio Cesar	Turnover		18:57		12 - HERNANDEZ Gilberto	2 Pt. Miss	
6:49	11-21		2 Pt. in the paint	15 - KOEHLER Dirk	18:54			Defens.Rebound	6 - SNEGOCKI Markus
6:47		12 - HERNANDEZ Gilberto (P1,T9)	Offensive Foul		18:45		12 - HERNANDEZ Gilberto (P3,T1)	Foul	
6:47		12 - HERNANDEZ Gilberto	Turnover		18:35			Turnover	15 - KOEHLER Dirk
6:47			Player OUT	12 - THALHEIM Dirk	18:16	29-31	10 - OLIVAS Julio Cesar	3 Pt. MADE	
6:47			Player IN	13 - CHRISTINK Lars	17:57		13 - DURAN Mauro (P2,T2)	Foul	
6:46			Offensive Foul	8 - WIMMERS Guido (P1,T7)	17:57			Free Th. Miss	8 - WIMMERS Guido
6:46			Turnover	8 - WIMMERS Guido	17:57			Free Th. Miss	8 - WIMMERS Guido
6:20	13-21	12 - HERNANDEZ Gilberto	2 Pt. MADE		17:54		13 - DURAN Mauro	Defens.Rebound	
6:11			Offensive Foul	15 - KOEHLER Dirk (P1,T8)	17:30	32-31	12 - HERNANDEZ Gilberto	3 Pt. MADE	
6:11			Turnover	15 - KOEHLER Dirk	17:07	32-33		2 Pt. in the paint	5 - HUEBNER Lars
6:07			Foul	15 - KOEHLER Dirk (P2,T9)	17:07			Assist	13 - CHRISTINK Lars
5:54		12 - HERNANDEZ Gilberto	2 Pt. Miss		16:40		13 - DURAN Mauro	2 Pt. Miss	
5:53			Defens.Rebound	13 - CHRISTINK Lars	16:37			Defens.Rebound	6 - SNEGOCKI Markus
5:43			Turnover	15 - KOEHLER Dirk	16:33			Offensive Foul	13 - CHRISTINK Lars (P2,T1)
5:26		7 - ISAIAS Armando	Turnover		16:33			Turnover	13 - CHRISTINK Lars
5:07	13-23		2 Pt. in the paint	6 - SNEGOCKI Markus	16:30			Steal	13 - CHRISTINK Lars
5:07			Assist	13 - CHRISTINK Lars	16:27		10 - OLIVAS Julio Cesar	Turnover	
4:35	15-23	12 - HERNANDEZ Gilberto	2 Pt. MADE		16:21		13 - DURAN Mauro (P3,T3)	Foul	
4:25		10 - OLIVAS Julio Cesar (P1,T10)	Foul		16:11	32-35		2 Pt. MADE	8 - WIMMERS Guido
4:25			Free Th. Miss	15 - KOEHLER Dirk	16:11			Assist	13 - CHRISTINK Lars
4:25	15-24		Free Th. MADE	15 - KOEHLER Dirk	15:50			Foul	13 - CHRISTINK Lars (P3,T2)
4:08			Steal	6 - SNEGOCKI Markus	15:36	34-35	15 - ZAVALA Salvador	2 Pt. in the paint	
4:08		7 - ISAIAS Armando	Turnover		15:36		12 - HERNANDEZ Gilberto	Assist	
4:08		13 - DURAN Mauro (P1,T11)	Foul		15:16	34-37		2 Pt. in the paint	8 - WIMMERS Guido
4:08	15-25		Free Th. MADE	6 - SNEGOCKI Markus	15:16			Assist	13 - CHRISTINK Lars
4:08			Free Th. Miss	6 - SNEGOCKI Markus	14:59	36-37	13 - DURAN Mauro	2 Pt. in the paint	
3:57	17-25	15 - ZAVALA Salvador	2 Pt. in the paint		14:59		12 - HERNANDEZ Gilberto	Assist	
3:57		10 - OLIVAS Julio Cesar	Assist		14:40			2 Pt. Miss	5 - HUEBNER Lars
3:30	17-27		2 Pt. in the paint	5 - HUEBNER Lars	14:37			Defens.Rebound	
3:14	20-27	10 - OLIVAS Julio Cesar	3 Pt. MADE		14:27	38-37	15 - ZAVALA Salvador	2 Pt. in the paint	
2:58			2 Pt. Miss	6 - SNEGOCKI Markus	14:27		10 - OLIVAS Julio Cesar	Assist	
2:37		10 - OLIVAS Julio Cesar	2 Pt. Miss		14:09			2 Pt. Miss	13 - CHRISTINK Lars
2:35			Defens.Rebound	13 - CHRISTINK Lars	14:06		12 - HERNANDEZ Gilberto	Defens.Rebound	
2:22			Turnover	13 - CHRISTINK Lars	14:03			Foul	13 - CHRISTINK Lars (P4,T3)
2:11		12 - HERNANDEZ Gilberto	2 Pt. Miss		14:03			Time Out	Germany
2:08		15 - ZAVALA Salvador	Offens.Rebound		14:03			Player OUT	13 - CHRISTINK Lars
1:59	22-27	13 - DURAN Mauro	2 Pt. in the paint		14:03			Player IN	12 - THALHEIM Dirk
1:59		12 - HERNANDEZ Gilberto	Assist		14:03			Player OUT	5 - HUEBNER Lars
1:38			2 Pt. Miss	5 - HUEBNER Lars	14:03			Player IN	7 - FISCHER Thomas
1:36		12 - HERNANDEZ Gilberto	Defens.Rebound		13:52			Foul	15 - KOEHLER Dirk (P3,T4)
1:17		12 - HERNANDEZ Gilberto	2 Pt. Miss		13:47		15 - ZAVALA Salvador	3 Pt. Miss	
1:15			Defens.Rebound	13 - CHRISTINK Lars	13:45			Defens.Rebound	15 - KOEHLER Dirk
1:03		15 - ZAVALA Salvador	Steal		13:27			2 Pt. Miss	8 - WIMMERS Guido
1:01			Turnover	6 - SNEGOCKI Markus	13:10	38-39		2 Pt. in the paint	15 - KOEHLER Dirk
0:47		12 - HERNANDEZ Gilberto	2 Pt. Miss		13:10			Assist	12 - THALHEIM Dirk

Wheelchair Basketball

Wheelchair Basketball

Wheelchair Basketball

Wheelchair Basketball

MEN

PRELIMINARY GROUP A

PLAY BY PLAY



MON 23 OCT 2000

SYDNEY SUPERDOME

Time	Score	Mexico	Action	Germany	Time	Score	Mexico	Action	Germany
		SECOND HALF					SECOND HALF		
12:47			Foul	7 - FISCHER Thomas (P1,T5)	6:34	49-53		Free Th. MADE	15 - KOEHLER Dirk
12:43	40-39	15 - ZAVALA Salvador	2 Pt. MADE		6:15	51-53	14 - ORTEGA Raul	2 Pt. in the paint	
12:25			2 Pt. Miss	8 - WIMMERS Guido	5:48	51-55		2 Pt. in the paint	7 - FISCHER Thomas
12:24		13 - DURAN Mauro	Defens.Rebound		5:48			Assist	11 - OTTO Martin
12:16		12 - HERNANDEZ Gilberto	Turnover		5:30	53-55	15 - ZAVALA Salvador	2 Pt. in the paint	
12:16			Player OUT	8 - WIMMERS Guido	5:30		14 - ORTEGA Raul	Assist	
12:16			Player IN	11 - OTTO Martin	5:10			2 Pt. Miss	11 - OTTO Martin
11:50	40-41		2 Pt. MADE	7 - FISCHER Thomas	5:06		7 - ISAIAS Armando	Defens.Rebound	
11:50			Assist	15 - KOEHLER Dirk	4:46		14 - ORTEGA Raul	2 Pt. Miss	
11:35	43-41	10 - OLIVAS Julio Cesar	3 Pt. MADE		4:45			Defens.Rebound	11 - OTTO Martin
11:07			Turnover	12 - THALHEIM Dirk	4:39		7 - ISAIAS Armando (P4,T8)	Foul	
11:02		15 - ZAVALA Salvador	2 Pt. Miss		4:39			Time Out	Germany
11:00			Defens.Rebound	15 - KOEHLER Dirk	4:39		8 - BLANCAS Luis	Player OUT	
10:56		7 - ISAIAS Armando (P3,T4)	Foul		4:39		9 - PULIDO Jose	Player OUT	
10:56		12 - HERNANDEZ Gilberto	Player OUT		4:39		14 - ORTEGA Raul	Player OUT	
10:56		14 - ORTEGA Raul	Player IN		4:39		10 - OLIVAS Julio Cesar	Player IN	
10:47	43-43		2 Pt. MADE	11 - OTTO Martin	4:39		12 - HERNANDEZ Gilberto	Player IN	
10:47			Assist	6 - SNEGOCKI Markus	4:39		13 - DURAN Mauro	Player IN	
10:23			Foul	12 - THALHEIM Dirk (P3,T6)	4:39	53-56		Free Th. MADE	11 - OTTO Martin
10:23	44-43	15 - ZAVALA Salvador	Free Th. MADE		4:39	53-57		Free Th. MADE	11 - OTTO Martin
10:23		15 - ZAVALA Salvador	Free Th. Miss		4:21			Foul	15 - KOEHLER Dirk (P4,T12)
10:21			Defens.Rebound	12 - THALHEIM Dirk	4:21	54-57	15 - ZAVALA Salvador	Free Th. MADE	
10:11		13 - DURAN Mauro (P4,T5)	Foul		4:21		15 - ZAVALA Salvador	Free Th. Miss	
10:11	44-44		Free Th. MADE	11 - OTTO Martin	4:20			Defens.Rebound	15 - KOEHLER Dirk
10:11	44-45		Free Th. MADE	11 - OTTO Martin	4:02	54-59		2 Pt. in the paint	15 - KOEHLER Dirk
9:57			Foul	7 - FISCHER Thomas (P2,T7)	4:02			Assist	12 - THALHEIM Dirk
9:53		14 - ORTEGA Raul	2 Pt. Miss		3:51		Mexico	Fast Break	
9:51			Defens.Rebound	11 - OTTO Martin	3:45	56-59	15 - ZAVALA Salvador	2 Pt. in the paint	
9:30			Turnover	6 - SNEGOCKI Markus	3:45		12 - HERNANDEZ Gilberto	Assist	
9:05		13 - DURAN Mauro	2 Pt. Miss		3:24			2 Pt. Miss	15 - KOEHLER Dirk
9:01			Defens.Rebound	15 - KOEHLER Dirk	3:22		15 - ZAVALA Salvador	Defens.Rebound	
8:45		10 - OLIVAS Julio Cesar (P2,T6)	Foul		3:02		10 - OLIVAS Julio Cesar	3 Pt. Miss	
8:45		13 - DURAN Mauro	Player OUT		3:00			Defens.Rebound	15 - KOEHLER Dirk
8:45		8 - BLANCAS Luis	Player IN		2:42	56-61		2 Pt. in the paint	12 - THALHEIM Dirk
8:45		Mexico	Time Out		2:42			Assist	15 - KOEHLER Dirk
8:45	44-46		Free Th. MADE	15 - KOEHLER Dirk	2:22		12 - HERNANDEZ Gilberto	Turnover	
8:45			Free Th. Miss	15 - KOEHLER Dirk	2:22		Mexico	Time Out	
8:44		15 - ZAVALA Salvador	Defens.Rebound		2:22			Player OUT	6 - SNEGOCKI Markus
8:27		8 - BLANCAS Luis	2 Pt. Miss		2:22			Player IN	13 - CHRISTINK Lars
8:25			Defens.Rebound	15 - KOEHLER Dirk	1:55	56-63		2 Pt. MADE	12 - THALHEIM Dirk
8:10	44-48		2 Pt. in the paint	11 - OTTO Martin	1:55			Assist	7 - FISCHER Thomas
8:10			Assist	7 - FISCHER Thomas	1:42		12 - HERNANDEZ Gilberto	3 Pt. Miss	
8:00			Foul	12 - THALHEIM Dirk (P4,T8)	1:39		13 - DURAN Mauro	Offens.Rebound	
8:00	45-48	14 - ORTEGA Raul	Free Th. MADE		1:21			Foul	15 - KOEHLER Dirk (P5,T13)
8:00	46-48	14 - ORTEGA Raul	Free Th. MADE		1:21			Player OUT	15 - KOEHLER Dirk
7:46			2 Pt. Miss	6 - SNEGOCKI Markus	1:21			Player IN	8 - WIMMERS Guido
7:45		14 - ORTEGA Raul	Defens.Rebound		1:21			Player OUT	12 - THALHEIM Dirk
7:38			Foul	11 - OTTO Martin (P2,T9)	1:21			Player IN	5 - HUEBNER Lars
7:38		10 - OLIVAS Julio Cesar	Player OUT		1:21		12 - HERNANDEZ Gilberto	Free Th. Miss	
7:38		9 - PULIDO Jose	Player IN		1:21		12 - HERNANDEZ Gilberto	Free Th. Miss	
7:38		8 - BLANCAS Luis	Free Th. Miss		1:18			Defens.Rebound	8 - WIMMERS Guido
7:38	47-48	8 - BLANCAS Luis	Free Th. MADE		1:03		10 - OLIVAS Julio Cesar (P3,T9)	Foul	
7:24			2 Pt. Miss	7 - FISCHER Thomas	1:03			Free Th. Miss	11 - OTTO Martin
7:22			Offens.Rebound	11 - OTTO Martin	1:03			Free Th. Miss	11 - OTTO Martin
7:22			2 Pt. Miss	11 - OTTO Martin	1:02			Offens.Rebound	8 - WIMMERS Guido
7:14	47-50		2 Pt. in the paint	15 - KOEHLER Dirk	1:02	56-65		2 Pt. in the paint	8 - WIMMERS Guido
7:14			Assist	11 - OTTO Martin	0:38		10 - OLIVAS Julio Cesar	2 Pt. Miss	
7:09			Foul	6 - SNEGOCKI Markus (P3,T10)	0:36			Defens.Rebound	11 - OTTO Martin
7:09		9 - PULIDO Jose	Free Th. Miss		0:30			Fast Break	Germany
7:09		9 - PULIDO Jose	Free Th. Miss		0:30	56-67		2 Pt. in the paint	7 - FISCHER Thomas
7:07			Defens.Rebound	11 - OTTO Martin	0:30			Assist	8 - WIMMERS Guido
6:59			Fast Break	Germany	0:13			Foul	13 - CHRISTINK Lars (P5,T14)
6:58	47-52		2 Pt. in the paint	7 - FISCHER Thomas	0:13			Player OUT	13 - CHRISTINK Lars
6:58			Assist	11 - OTTO Martin	0:13			Player IN	6 - SNEGOCKI Markus
6:48			Foul	6 - SNEGOCKI Markus (P4,T11)	0:13		15 - ZAVALA Salvador	Free Th. Miss	
6:48	48-52	14 - ORTEGA Raul	Free Th. MADE		0:13		15 - ZAVALA Salvador	Free Th. Miss	
6:48	49-52	14 - ORTEGA Raul	Free Th. MADE		0:12			Defens.Rebound	8 - WIMMERS Guido
6:34		15 - ZAVALA Salvador (P2,T7)	Foul		0:06			Fast Break	Germany
6:34			Free Th. Miss	15 - KOEHLER Dirk	0:06	56-69		2 Pt. in the paint	7 - FISCHER Thomas


Wheelchair Basketball

Wheelchair Basketball

Wheelchair Basketball

Wheelchair Basketball

MEN PRELIMINARY GROUP A PLAY BY PLAY



MON 23 OCT 2000

SYDNEY SUPERDOME

Time	Score	Mexico	Action	Germany	Time	Score	Mexico	Action	Germany
		SECOND HALF					SECOND HALF		
0:06			Assist	8 - WIMMERS Guido	0:00			END of PERIOD	
0:00		12 - HERNANDEZ Gilberto	3 Pt. Miss						

Wheelchair Basketball

Wheelchair Basketball

Wheelchair Basketball

Wheelchair Basketball

PRNWB00000109.00073 00102313:25V020

MEN PRELIMINARY GROUP A MATCH RESULTS



MON 23 OCT 2000

SYDNEY SUPERDOME

Match No: 37

MEX 56 vs 69 GER

Start Time: 11:30

Attendance: 12981

Referees: CAMPOS PERIS Sergio (ESP)
BHANIA Balwant (GBR)

SUGIYAMA Kaneyoshi (JPN)

Scoring by 5 min intervals: **MEX**
GER

1.HF				2.HF			
5	9	13	24	34	44	53	56
10	16	23	29	37	45	55	69

Mexico (MEX)

No.	Name	MIN	PTS	Field Goals		2 Points		3 Points		Free Throws		Rebounds			AS	ST	TO	BS	PF
				M/A	%	M/A	%	M/A	%	M/A	%	OR	DR	TOT					
4	SALVADOR Pedro	08:15		0/1	0.0	0/1	0.0										1		1
5	QUEVEDO Sergio																		
6	LARRAGA Pablo	05:30		0/1	0.0	0/1	0.0			0/2	0.0	1	1						3
* 7	ISAIAS Armando	40:00										1	2	3	1	1	2		4
* 8	BLANCAS Luis	06:51	3	1/2	50.0	1/2	50.0			1/2	50.0								
9	PULIDO Jose	02:59								0/2	0.0								
10	OLIVAS Julio Cesar	26:01	11	4/8	50.0	1/3	33.3	3/5	60.0			1	1		2	1	2		3
* 11	MAGANA Rigoberto	02:45													1	1	1		1
12	HERNANDEZ Gilberto	25:28	9	4/12	33.3	3/9	33.3	1/3	33.3	0/2	0.0	1	2	3	5		4		3
13	DURAN Mauro	24:54	4	2/4	50.0	2/4	50.0					1	2	3					4
* 14	ORTEGA Raul	17:17	9	2/12	16.7	2/11	18.2	0/1	0.0	5/6	83.3		2	2	1	3			
* 15	ZAVALA Salvador	40:00	20	9/12	75.0	9/11	81.8	0/1	0.0	2/7	28.6	1	5	6		1	1		2
Team Coach																			
TOTALS			56	22/52	42.3	18/42	42.9	4/10	40.0	8/21	38.1	5	14	19	10	6	11		21
Coach		LOPEZ NINO Alejandro																	
Assistant Coach		DAVILA Aaron																	
		DURAND Sergio																	

Germany (GER)

No.	Name	MIN	PTS	Field Goals		2 Points		3 Points		Free Throws		Rebounds			AS	ST	TO	BS	PF
				M/A	%	M/A	%	M/A	%	M/A	%	OR	DR	TOT					
4	SCHWARZ Ralf																		
* 5	HUEBNER Lars	27:18	4	2/7	28.6	2/7	28.6					2	2		1		2		
6	SNIEGOCKI Markus	29:53	3	1/4	25.0	1/4	25.0			1/2	50.0	3	3		1	1	2		4
7	FISCHER Thomas	14:03	10	5/6	83.3	5/6	83.3								2				2
8	WIMMERS Guido	20:50	13	6/8	75.0	6/8	75.0			1/4	25.0	2	4	6	3		1		1
9	HABERKORN Markus																		
10	LEONHARDT Joerg																		
* 11	OTTO Martin	20:31	12	4/7	57.1	4/7	57.1			4/6	66.7	4	7	11	3		1		2
* 12	THALHEIM Dirk	22:21	4	2/5	40.0	2/5	40.0					1	1		2		3		4
* 13	CHRISTINK Lars	26:25	2	1/2	50.0	1/2	50.0			0/2	0.0	3	3		6	1	5		5
14	COSKUN Ahmet																		
* 15	KOEHLER Dirk	38:39	21	8/10	80.0	8/10	80.0			5/9	55.6	1	10	11	2	2	4		5
Team Coach																			
TOTALS			69	29/49	59.2	29/49	59.2			11/23	47.8	7	30	37	20	4	18		23
Coach		ROEMER Gerd																	
Assistant Coach																			

	MEX	GER
Points from Turnovers:	15	19
Biggest Lead:	2 (43-41)	13 (69-56)
Second Chance Points:	4	12
Lead Changes:	8	

	MEX	GER
Points in the Paint:	24	48
Biggest Scoring Run:	10-2 (32-31)	10-0 (69-56)
Fast Break Points:	4	6
Times Tied:	2	

Legend:

MIN : Minutes Played **M/A** : Made/Attempts **%** : Shooting Percentage **OR** : Offensive Rebounds
DR : Defensive Rebounds **TOT** : Total Rebounds **AS** : Assist **ST** : Steals
TO : Turnovers **BS** : Blocked Shots **PF** : Fouls **PTS** : Points
HF : Half of Time **OT** : Over Time * : Starting/Initial

PRNWB0000010A.00084A 00102313:26V020

Mexico (MEX)

After 5 Matches

No.	Name	G	MIN	MPG	PTS	PPG	Field Goals		2 Points		3 Points		Free Throws		Rebounds			AS	ST	TO	BS	PF
							M/A	%	M/A	%	M/A	%	M/A	%	OR	DR	TOT					
4	SALVADOR Pedro	5	67:50	13:34	8	1.6	4/14	28.6	4/14	28.6					4	3	7		1	1		4
5	QUEVEDO Sergio	4	39:23	9:50	4	1.0	2/5	40.0	2/5	40.0					3		3	1		1		3
6	LARRAGA Pablo	5	64:41	12:56	29	5.8	14/29	48.3	14/24	58.3	0/5	0.0	1/4	25.0	3	12	15	1	3	5		11
7	ISAIAS Armando	5	119:27	23:53	2	0.4	0/1	0.0	0/1	0.0			2/4	50.0	1	4	5	4		8	2	15
8	BLANCAS Luis	5	83:52	16:46	15	3.0	5/16	31.3	5/16	31.3			5/17	29.4	5	13	18	1	1	2	1	5
9	PULIDO Jose	5	61:46	12:21	6	1.2	3/14	21.4	3/14	21.4			0/2	0.0	3	7	10	4	1	4	1	11
10	OLIVAS Julio Cesar	5	85:58	17:11	26	5.2	10/31	32.3	6/18	33.3	4/13	30.8	2/4	50.0	5	2	7	5	4	10		10
11	MAGANA Rigoberto	5	57:32	11:30	7	1.4	2/13	15.4	2/12	16.7	0/1	0.0	3/8	37.5		6	6	5	4	7	1	9
12	HERNANDEZ Gilberto	3	53:36	17:52	15	5.0	7/26	26.9	6/21	28.6	1/5	20.0	0/4	0.0	2	6	8	5		13		6
13	DURAN Mauro	5	89:15	17:51	20	4.0	9/23	39.1	9/22	40.9	0/1	0.0	2/2	100.0	3	15	18			4	1	15
14	ORTEGA Raul	5	117:23	23:28	58	11.6	22/70	31.4	22/58	37.9	0/12	0.0	14/16	87.5		8	8	15	12	12		13
15	ZAVALA Salvador	5	159:17	31:51	84	16.8	36/66	54.5	36/64	56.3	0/2	0.0	12/20	60.0	13	25	38	4	8	11	1	8
Team/Coach																						
TOTALS					274	54.8	114/308	37.0	109/269	40.5	5/39	12.8	41/81	50.6	42	101	143	45	34	78	7	110
OPPONENTS					294	58.8	122/259	47.1	122/256	47.7	0/3	0.0	50/105	47.6	37	146	183	80	21	111	5	88

	MEX	OPPONENTS
Points from Turnovers	92	72
Points in the Paint	142	198
Second Chance Points	26	36
Fast Break Points	32	40

AVERAGES PER GAME

	MEX	OPPONENTS
Total Field Goals Made	22.8	24.4
2 Points Field Goals Made	21.8	24.4
3 Points Field Goals Made	1.0	0.0
Free Throws Made	8.2	10.0
Offensive Rebounds	8.4	7.4
Deffensive Rebounds	20.2	29.2
Total Rebounds	28.6	36.6
Assists	9.0	16.0
Steals	6.8	4.2
Turnovers	15.6	22.2
Blocked Shots	1.4	1.0
Fouls	22.0	17.6
Points from Turnovers	18.4	14.4
Points in the Paint	28.4	39.6
Second Chance Points	5.2	7.2
Fast Break Points	6.4	8.0

Legend:

G : Games Played	MIN : Minutes Played	MPG : Minutes Played per Game	PTS : Points
PPG : Points per Game	M/A : Made/Attempts	% : Shooting Percentage	OR : Offensive Rebounds
DR : Defensive Rebounds	TOT : Total Rebounds	AS : Assists	ST : Steals
TO : Turnovers	BS : Blocked Shots	PF : Fouls	

PRNWB0000010B.00084A 00102313:27V030

Germany (GER)

After 5 Matches

No.	Name	G	MIN	MPG	PTS	PPG	Field Goals		2 Points		3 Points		Free Throws		Rebounds			AS	ST	TO	BS	PF
							M/A	%	M/A	%	M/A	%	M/A	%	OR	DR	TOT					
4	SCHWARZ Ralf	2	29:59	14:59	23	11.5	11/19	57.9	11/19	57.9			1/2	50.0	6	4	10		1	1	1	3
5	HUEBNER Lars	5	105:18	21:03	12	2.4	6/17	35.3	6/17	35.3			0/2	0.0	2	6	8	4	1	4		9
6	SNIEGOCKI Markus	4	76:35	19:08	13	3.3	3/12	25.0	3/11	27.3	0/1	0.0	7/8	87.5		7	7	6	3	5		9
7	FISCHER Thomas	5	104:31	20:54	25	5.0	11/23	47.8	11/22	50.0	0/1	0.0	3/4	75.0		2	2	8	1	7		11
8	WIMMERS Guido	5	95:36	19:07	54	10.8	21/44	47.7	21/44	47.7			12/27	44.4	7	30	37	4	6	6	3	10
9	HABERKORN Markus	2	28:01	14:00	9	4.5	3/11	27.3	3/11	27.3			3/4	75.0	2	2	4	5		3	1	2
10	LEONHARDT Joerg	2	34:12	17:06	10	5.0	5/9	55.6	5/9	55.6							3		2			4
11	OTTO Martin	4	87:58	21:59	38	9.5	15/29	51.7	15/29	51.7			8/13	61.5	5	21	26	4	2	4	1	11
12	THALHEIM Dirk	5	116:34	23:18	39	7.8	19/37	51.4	19/37	51.4			1/2	50.0	7	4	11	12	2	10		12
13	CHRISTINK Lars	5	134:49	26:57	16	3.2	7/35	20.0	7/32	21.9	0/3	0.0	2/6	33.3	2	7	9	23	1	15		16
14	COSKUN Ahmet	4	55:15	13:48	23	5.8	10/21	47.6	10/20	50.0	0/1	0.0	3/5	60.0	1	7	8	4	2	4		11
15	KOEHLER Dirk	5	131:12	26:14	52	10.4	20/41	48.8	20/40	50.0	0/1	0.0	12/19	63.2	9	32	41	6	7	9		14
Team/Coach																						
TOTALS					314	62.8	131/298	44.0	131/291	45.0	0/7	0.0	52/92	56.5	41	122	163	79	26	70	6	112
OPPONENTS					270	54.0	104/252	41.3	95/227	41.9	9/25	36.0	53/125	42.4	41	129	170	56	20	87	3	107

AVERAGES PER GAME

	GER	OPPONENTS
Points from Turnovers	93	53
Points in the Paint	202	130
Second Chance Points	38	32
Fast Break Points	22	24

	GER	OPPONENTS
Total Field Goals Made	26.2	20.8
2 Points Field Goals Made	26.2	19.0
3 Points Field Goals Made	0.0	1.8
Free Throws Made	10.4	10.6
Offensive Rebounds	8.2	8.2
Deffensive Rebounds	24.4	25.8
Total Rebounds	32.6	34.0
Assists	15.8	11.2
Steals	5.2	4.0
Turnovers	14.0	17.4
Blocked Shots	1.2	0.6
Fouls	22.4	21.4
Points from Turnovers	18.6	10.6
Points in the Paint	40.4	26.0
Second Chance Points	7.6	6.4
Fast Break Points	4.4	4.8

Legend:

G	: Games Played	MIN	: Minutes Played	MPG	: Minutes Played per Game	PTS	: Points
PPG	: Points per Game	M/A	: Made/Attempts	%	: Shooting Percentage	OR	: Offensive Rebounds
DR	: Defensive Rebounds	TOT	: Total Rebounds	AS	: Assists	ST	: Steals
TO	: Turnovers	BS	: Blocked Shots	PF	: Fouls		

PRNWB0000010C.00073 00102314:47V010

WOMEN PRELIMINARY GROUP B MATCH RESULTS



MON 23 OCT 2000

SYDNEY SUPERDOME

Match No: 39

CAN 30 vs 14 JPN

Start Time: 14:15

Attendance:

Referees: ARNOLD Sharon (AUS)
SCHOENACKER David (FRA)

BURFORD Jonathon (USA)

FIRST HALF

Scoring by 5 min intervals: **CAN**
JPN

4	8	16	30
6	6	10	14

Canada (CAN)

No.	Name	MIN	PTS	Field Goals		2 Points		3 Points		Free Throws		Rebounds			AS	ST	TO	BS	PF	
				M/A	%	M/A	%	M/A	%	M/A	%	OR	DR	TOT						
4	KREMPIEN Jennifer	05:27													1					
5	ABBOTT Marni	02:01												1						
* 6	OHAMA Kendra	17:59	2	1/1	100.0	1/1	100.0						1	1	1	1	1		1	
7	PETERS Marnie	02:01											1	1	2					
* 8	DEL COLLE Renee	13:48		0/4	0.0	0/4	0.0						2	2	2	1				
9	BENOIT Chantal	13:40	14	7/9	77.8	7/7	100.0	0/2	0.0				1	1	2					
10	STILWELL Michelle																			
* 11	PETTINICCHI Sabrina	12:32	4	2/4	50.0	2/4	50.0						1	1	1	1			1	
* 12	FERGUSON Tracey	12:32	4	2/8	25.0	2/6	33.3	0/2	0.0				1	1	1		1		2	
13	RADKE Lori																			
* 14	KUTROWSKI Linda	17:59	6	3/5	60.0	3/5	60.0						1	4	5		2	1		
15	KELLY Jo	02:01		0/1	0.0	0/1	0.0						1		1					
Team Coach																				
TOTALS			30	15/32	46.9	15/28	53.6	0/4	0.0				4	11	15	10	5	3		4
Coach		FRICK Tim																		
Assistant Coach		BURLEIGH Jo-Anne									MASH-HADLOW Charlene									

Japan (JPN)

No.	Name	MIN	PTS	Field Goals		2 Points		3 Points		Free Throws		Rebounds			AS	ST	TO	BS	PF	
				M/A	%	M/A	%	M/A	%	M/A	%	OR	DR	TOT						
4	TSUKAMOTO Kyoko	05:27	2	1/2	50.0	1/2	50.0								1		3		1	
5	YASHIMA Kyoko	05:23													1					
* 6	UEMURA Chika	20:00		0/6	0.0	0/6	0.0						3	3	6					
* 7	SAKO Junko	12:36	2	1/2	50.0	1/2	50.0										1		1	
8	HORIKAWA Sayuri																			
* 9	TAKABAYASHI Mika	14:33	4	2/4	50.0	2/4	50.0						1	1	1		2	1	1	
10	KAWAKAMI Rie	02:01		0/1	0.0	0/1	0.0													
* 11	MASHIKO Megumi	20:00	2	1/4	25.0	1/4	25.0										2		2	
12	TOMORI Hiromi																			
13	HIROMICHI Naoko																			
* 14	SOEDA Tomoe	20:00	4	2/4	50.0	2/4	50.0						3	3	1		2		1	
15	MINAMIKAWA Sachiko																			
Team Coach																				
TOTALS			14	7/23	30.4	7/23	30.4						3	8	11	3	1	12	1	6
Coach		MIKAMI Shinji																		
Assistant Coach		SAKANO Haruo									SAITO Nobuaki									

	CAN	JPN
Points from Turnovers:	16	
Biggest Lead:	18 (30-12)	4 (4-0)
Second Chance Points:	2	2
Lead Changes:	1	

	CAN	JPN
Points in the Paint:	18	8
Biggest Scoring Run:	16-2 (24-10)	4-0 (4-0)
Fast Break Points:	10	2
Times Tied:	3	

Legend:

MIN : Minutes Played **M/A** : Made/Attempts % : Shooting Percentage **OR** : Offensive Rebounds
DR : Defensive Rebounds **TOT** : Total Rebounds **AS** : Assist **ST** : Steals
TO : Turnovers **BS** : Blocked Shots **PF** : Fouls **PTS** : Points
HF : Half of Time **OT** : Over Time * : Starting/Initial

PRNWB0000010D.00069 00102315:37V010

Match No: 39

CAN 49 vs 32 JPN

Start Time: 14:15

Attendance: 8129

Referees: ARNOLD Sharon (AUS)
SCHOENACKER David (FRA)

BURFORD Jonathon (USA)

Scoring by 5 min intervals:	CAN	1.HF				2.HF			
		JPN	4	8	16	30	32	37	41
		6	6	10	14	18	23	27	32

Time	Score	Canada		Action	Japan		Time	Score	Canada		Action	Japan	
		Player	Score		Player	Score			Player	Score		Player	Score
FIRST HALF													
20:00		6 - OHAMA Kendra		Player IN			12:29				Block Shot	9 - TAKABAYASHI Mika	
20:00		8 - DEL COLLE Renee		Player IN			12:17		11 - PETTINICCHI Sabrina		2 Pt. Miss		
20:00		11 - PETTINICCHI Sabrina		Player IN			12:12		9 - BENOIT Chantal		Offens.Rebound		
20:00		12 - FERGUSON Tracey		Player IN			12:09		12 - FERGUSON Tracey		Turnover		
20:00		14 - KUTROWSKI Linda		Player IN			12:00				Turnover	6 - UEMURA Chika	
20:00				Player IN	6 - UEMURA Chika		11:36		11 - PETTINICCHI Sabrina		2 Pt. Miss		
20:00				Player IN	7 - SAKO Junko		11:33				Defens.Rebound	9 - TAKABAYASHI Mika	
20:00				Player IN	9 - TAKABAYASHI Mika		11:32		12 - FERGUSON Tracey (P1,T2)		Foul		
20:00				Player IN	11 - MASHIKO Megumi		11:17				2 Pt. Miss	6 - UEMURA Chika	
20:00				Player IN	14 - SOEDA Tomoe		11:14		11 - PETTINICCHI Sabrina		Defens.Rebound		
19:28		12 - FERGUSON Tracey		3 Pt. Miss			11:08		12 - FERGUSON Tracey		2 Pt. Miss		
19:14				2 Pt. Miss	6 - UEMURA Chika		11:02				Defens.Rebound	5 - YASHIMA Kyoko	
19:06				2 Pt. Miss	6 - UEMURA Chika		10:57				Offensive Foul	14 - SOEDA Tomoe (P1,T5)	
19:03		14 - KUTROWSKI Linda		Defens.Rebound			10:57				Turnover	14 - SOEDA Tomoe	
18:47		8 - DEL COLLE Renee		2 Pt. Miss			10:57				Time Out	Japan	
18:43				Defens.Rebound	6 - UEMURA Chika		10:35	8-6	11 - PETTINICCHI Sabrina		2 Pt. MADE		
18:31				Fast Break	Japan		10:35		12 - FERGUSON Tracey		Assist		
18:28	0-2			2 Pt. in the paint	14 - SOEDA Tomoe		10:15		12 - FERGUSON Tracey (P2,T3)		Foul		
18:11		12 - FERGUSON Tracey		2 Pt. Miss			9:55				2 Pt. Miss	6 - UEMURA Chika	
18:07				Defens.Rebound	6 - UEMURA Chika		9:52		14 - KUTROWSKI Linda		Defens.Rebound		
17:46				2 Pt. Miss	11 - MASHIKO Megumi		9:27		9 - BENOIT Chantal		3 Pt. Miss		
17:41	0-4			2 Pt. MADE	9 - TAKABAYASHI Mika		9:05	8-8			2 Pt. MADE	11 - MASHIKO Megumi	
17:10	2-4	12 - FERGUSON Tracey		2 Pt. MADE			8:44				Steal	5 - YASHIMA Kyoko	
17:10		11 - PETTINICCHI Sabrina		Assist			8:42		14 - KUTROWSKI Linda		Turnover		
16:59				Offensive Foul	7 - SAKO Junko (P1,T1)		8:36				2 Pt. Miss	9 - TAKABAYASHI Mika	
16:59				Turnover	7 - SAKO Junko		8:25		9 - BENOIT Chantal		Defens.Rebound		
16:44				Foul	11 - MASHIKO Megumi (P1,T2)		8:23	10-8	14 - KUTROWSKI Linda		2 Pt. in the paint		
16:36	4-4	12 - FERGUSON Tracey		2 Pt. MADE			8:23		9 - BENOIT Chantal		Assist		
16:15				2 Pt. Miss	6 - UEMURA Chika		7:59				2 Pt. Miss	9 - TAKABAYASHI Mika	
16:13		8 - DEL COLLE Renee		Defens.Rebound			7:57		6 - OHAMA Kendra		Defens.Rebound		
15:48		12 - FERGUSON Tracey		3 Pt. Miss			7:51		Canada		Fast Break		
15:32				2 Pt. Miss	7 - SAKO Junko		7:47	12-8	9 - BENOIT Chantal		2 Pt. in the paint		
15:30				Offens.Rebound	6 - UEMURA Chika		7:28				Turnover	11 - MASHIKO Megumi	
15:17	4-6			2 Pt. MADE	9 - TAKABAYASHI Mika		7:28		11 - PETTINICCHI Sabrina		Player OUT		
14:50		6 - OHAMA Kendra		Turnover			7:28		4 - KREMPIEN Jennifer		Player IN		
14:44		11 - PETTINICCHI Sabrina		Steal			7:28		12 - FERGUSON Tracey		Player OUT		
14:41				Turnover	9 - TAKABAYASHI Mika		7:28		8 - DEL COLLE Renee		Player IN		
14:38		12 - FERGUSON Tracey		2 Pt. Miss			7:28				Player OUT	5 - YASHIMA Kyoko	
14:35				Defens.Rebound	14 - SOEDA Tomoe		7:28				Player OUT	9 - TAKABAYASHI Mika	
14:23		8 - DEL COLLE Renee		Steal			7:28				Player IN	4 - TSUKAMOTO Kyoko	
14:20				Turnover	6 - UEMURA Chika		7:28				Player IN	7 - SAKO Junko	
14:02		14 - KUTROWSKI Linda		2 Pt. Miss			7:08	14-8	14 - KUTROWSKI Linda		2 Pt. in the paint		
13:59		14 - KUTROWSKI Linda		Offens.Rebound			7:08		4 - KREMPIEN Jennifer		Assist		
13:53	6-6	11 - PETTINICCHI Sabrina		2 Pt. MADE			6:47	14-10			2 Pt. in the paint	7 - SAKO Junko	
13:40				Offensive Foul	11 - MASHIKO Megumi (P2,T3)		6:47				Assist	4 - TSUKAMOTO Kyoko	
13:40				Turnover	11 - MASHIKO Megumi		6:36				Foul	4 - TSUKAMOTO Kyoko (P1,T6)	
13:40		8 - DEL COLLE Renee		Player OUT			6:20		8 - DEL COLLE Renee		2 Pt. Miss		
13:40		9 - BENOIT Chantal		Player IN			6:03		14 - KUTROWSKI Linda		Steal		
13:21				Foul	9 - TAKABAYASHI Mika (P1,T4)		6:01				Turnover	4 - TSUKAMOTO Kyoko	
13:11		12 - FERGUSON Tracey		2 Pt. Miss			5:59		Canada		Fast Break		
13:07				Defens.Rebound	14 - SOEDA Tomoe		5:58	16-10	9 - BENOIT Chantal		2 Pt. in the paint		
12:51		11 - PETTINICCHI Sabrina (P1,T1)		Foul			5:58		6 - OHAMA Kendra		Assist		
12:51				Player OUT	7 - SAKO Junko		5:58				Time Out	Japan	
12:51				Player IN	5 - YASHIMA Kyoko		5:44				2 Pt. Miss	14 - SOEDA Tomoe	
12:46				2 Pt. Miss	6 - UEMURA Chika		5:42		8 - DEL COLLE Renee		Defens.Rebound		
12:43		12 - FERGUSON Tracey		Defens.Rebound			5:21		8 - DEL COLLE Renee		2 Pt. Miss		
12:29		14 - KUTROWSKI Linda		2 Pt. Miss			5:18				Defens.Rebound	6 - UEMURA Chika	

Wheelchair Basketball

Time	Score	Canada	Action	Japan	Time	Score	Canada	Action	Japan
FIRST HALF					SECOND HALF				
4:52			2 Pt. Miss	11 - MASHIKO Megumi	18:21	30-16		2 Pt. MADE	9 - TAKABAYASHI Mika
4:49			Offens.Rebound	6 - UEMURA Chika	17:44		9 - BENOIT Chantal	2 Pt. Miss	
4:46		6 - OHAMA Kendra	Steal		17:41		8 - DEL COLLE Renee	Offens.Rebound	
4:46			Turnover	4 - TSUKAMOTO Kyoko	17:38		8 - DEL COLLE Renee	2 Pt. Miss	
4:38		8 - DEL COLLE Renee	2 Pt. Miss		17:27	30-18		2 Pt. in the paint	9 - TAKABAYASHI Mika
4:34			Defens.Rebound	14 - SOEDA Tomoe	17:27			Assist	14 - SOEDA Tomoe
4:24			2 Pt. Miss	4 - TSUKAMOTO Kyoko	17:00		9 - BENOIT Chantal	2 Pt. Miss	
4:21		14 - KUTROWSKI Linda	Defens.Rebound		16:57			Defens.Rebound	11 - MASHIKO Megumi
4:11		Canada	Fast Break		16:46			2 Pt. Miss	9 - TAKABAYASHI Mika
4:08	18-10	14 - KUTROWSKI Linda	2 Pt. in the paint		16:18			Foul	11 - MASHIKO Megumi (P3,T1)
4:08		9 - BENOIT Chantal	Assist		16:04	32-18	8 - DEL COLLE Renee	2 Pt. in the paint	
3:45		14 - KUTROWSKI Linda	Steal		16:04		12 - FERGUSON Tracey	Assist	
3:43			Turnover	14 - SOEDA Tomoe	15:38			2 Pt. Miss	6 - UEMURA Chika
3:41		Canada	Fast Break		15:35		8 - DEL COLLE Renee	Defens.Rebound	
3:37	20-10	9 - BENOIT Chantal	2 Pt. in the paint		15:23		9 - BENOIT Chantal	Turnover	
3:22			2 Pt. Miss	14 - SOEDA Tomoe	15:18		4 - KREMPIEN Jennifer (P1,T1)	Foul	
3:20		14 - KUTROWSKI Linda	Defens.Rebound		15:05		5 - ABBOTT Marni (P1,T2)	Foul	
3:16		Canada	Fast Break		15:05			Free Th. Miss	14 - SOEDA Tomoe
3:13	22-10	9 - BENOIT Chantal	2 Pt. in the paint		15:05			Free Th. Miss	14 - SOEDA Tomoe
3:13		8 - DEL COLLE Renee	Assist		15:03		5 - ABBOTT Marni	Defens.Rebound	
2:59			Turnover	4 - TSUKAMOTO Kyoko	14:50		9 - BENOIT Chantal	2 Pt. Miss	
2:52	24-10	6 - OHAMA Kendra	2 Pt. MADE		14:47			Defens.Rebound	14 - SOEDA Tomoe
2:34	24-12		2 Pt. in the paint	4 - TSUKAMOTO Kyoko	14:39			Offensive Foul	10 - KAWAKAMI Rie (P1,T2)
2:34			Assist	14 - SOEDA Tomoe	14:39			Turnover	10 - KAWAKAMI Rie
2:30	26-12	9 - BENOIT Chantal	2 Pt. in the paint		14:33			Foul	14 - SOEDA Tomoe (P2,T3)
2:10		8 - DEL COLLE Renee	Assist		14:33		9 - BENOIT Chantal	Free Th. Miss	
2:01		6 - OHAMA Kendra (P1,T4)	Foul		14:33	33-18	9 - BENOIT Chantal	Free Th. MADE	
2:01		6 - OHAMA Kendra	Player OUT		14:19		8 - DEL COLLE Renee	Steal	
2:01		7 - PETERS Marnie	Player IN		14:17			Turnover	9 - TAKABAYASHI Mika
2:01			Player OUT	4 - TSUKAMOTO Kyoko	14:15		12 - FERGUSON Tracey	2 Pt. Miss	
2:01			Player IN	9 - TAKABAYASHI Mika	14:07			Defens.Rebound	9 - TAKABAYASHI Mika
2:01		4 - KREMPIEN Jennifer	Player OUT		13:46			2 Pt. Miss	9 - TAKABAYASHI Mika
2:01		5 - ABBOTT Marni	Player IN		13:43			Offens.Rebound	6 - UEMURA Chika
2:01			Player OUT	7 - SAKO Junko	13:43		5 - ABBOTT Marni (P2,T3)	Foul	
2:01			Player IN	10 - KAWAKAMI Rie	13:43			Player OUT	10 - KAWAKAMI Rie
2:01		14 - KUTROWSKI Linda	Player OUT		13:43			Player IN	7 - SAKO Junko
2:01		15 - KELLY Jo	Player IN		13:43	33-19		Free Th. MADE	6 - UEMURA Chika
1:55			Turnover	9 - TAKABAYASHI Mika	13:43			Free Th. Miss	6 - UEMURA Chika
1:45	28-12	9 - BENOIT Chantal	2 Pt. MADE		13:41		9 - BENOIT Chantal	Defens.Rebound	
1:45		7 - PETERS Marnie	Assist		13:22		5 - ABBOTT Marni	2 Pt. Miss	
1:25			2 Pt. Miss	11 - MASHIKO Megumi	13:21		9 - BENOIT Chantal (P1,T4)	Foul	
1:20			Offens.Rebound	6 - UEMURA Chika	13:05			Turnover	9 - TAKABAYASHI Mika
1:14			2 Pt. Miss	10 - KAWAKAMI Rie	13:00		9 - BENOIT Chantal	2 Pt. Miss	
1:12		7 - PETERS Marnie	Defens.Rebound		12:56			Defens.Rebound	14 - SOEDA Tomoe
1:01	30-12	9 - BENOIT Chantal	2 Pt. in the paint		12:36		9 - BENOIT Chantal	Steal	
1:01		5 - ABBOTT Marni	Assist		12:34			Turnover	9 - TAKABAYASHI Mika
0:39	30-14		2 Pt. in the paint	14 - SOEDA Tomoe	12:27	35-19	12 - FERGUSON Tracey	2 Pt. MADE	
0:39			Assist	9 - TAKABAYASHI Mika	12:27		9 - BENOIT Chantal	Assist	
0:20		15 - KELLY Jo	2 Pt. Miss		12:26			Time Out	Japan
0:16		15 - KELLY Jo	Offens.Rebound		12:26		12 - FERGUSON Tracey	Player OUT	
0:05		9 - BENOIT Chantal	3 Pt. Miss		12:26		14 - KUTROWSKI Linda	Player IN	
0:02		7 - PETERS Marnie	Offens.Rebound		12:26		5 - ABBOTT Marni	Player OUT	
SECOND HALF					SECOND HALF				
20:00			Player IN	6 - UEMURA Chika	12:26		6 - OHAMA Kendra	Player IN	
20:00			Player IN	9 - TAKABAYASHI Mika	12:01			2 Pt. Miss	9 - TAKABAYASHI Mika
20:00			Player IN	10 - KAWAKAMI Rie	11:59		8 - DEL COLLE Renee	Defens.Rebound	
20:00			Player IN	11 - MASHIKO Megumi	11:54			Steal	11 - MASHIKO Megumi
20:00			Player IN	14 - SOEDA Tomoe	11:51		8 - DEL COLLE Renee	Turnover	
20:00		8 - DEL COLLE Renee	Player IN		11:49		4 - KREMPIEN Jennifer (P2,T5)	Foul	
20:00		5 - ABBOTT Marni	Player IN		11:34	35-21		2 Pt. in the paint	14 - SOEDA Tomoe
20:00		4 - KREMPIEN Jennifer	Player IN		11:34			Assist	11 - MASHIKO Megumi
20:00		9 - BENOIT Chantal	Player IN		11:13			Foul	14 - SOEDA Tomoe (P3,T4)
20:00		12 - FERGUSON Tracey	Player IN		11:13		9 - BENOIT Chantal	Free Th. Miss	
19:43			2 Pt. Miss		11:13		9 - BENOIT Chantal	Free Th. Miss	
19:38		5 - ABBOTT Marni	Offens.Rebound		11:11			Defens.Rebound	6 - UEMURA Chika
19:14		12 - FERGUSON Tracey	3 Pt. Miss		11:00			2 Pt. Miss	11 - MASHIKO Megumi
19:10		9 - BENOIT Chantal	Offens.Rebound		10:58		8 - DEL COLLE Renee	Defens.Rebound	
18:44		12 - FERGUSON Tracey	2 Pt. Miss		10:48		6 - OHAMA Kendra	2 Pt. Miss	
18:40			Defens.Rebound	6 - UEMURA Chika	10:43		9 - BENOIT Chantal	Offens.Rebound	
					10:33	37-21	14 - KUTROWSKI Linda	2 Pt. MADE	

Wheelchair Basketball

Wheelchair Basketball

Wheelchair Basketball

Wheelchair Basketball

WOMEN PRELIMINARY GROUP B PLAY BY PLAY



MON 23 OCT 2000

SYDNEY SUPERDOME

Time	Score	Canada	Action	Japan	Time	Score	Canada	Action	Japan
		SECOND HALF					SECOND HALF		
10:33		8 - DEL COLLE Renee	Assist		4:17			Time Out	Japan
10:12	37-23		2 Pt. in the paint	6 - UEMURA Chika	4:17		6 - OHAMA Kendra	Player OUT	
10:12			Assist	7 - SAKO Junko	4:17		7 - PETERS Marnie	Player IN	
9:53		14 - KUTROWSKI Linda	2 Pt. Miss		4:17		14 - KUTROWSKI Linda	Player OUT	
9:50			Defens.Rebound	6 - UEMURA Chika	4:17		15 - KELLY Jo	Player IN	
9:30			2 Pt. Miss	11 - MASHIKO Megumi	3:57			2 Pt. Miss	6 - UEMURA Chika
9:28		9 - BENOIT Chantal	Defens.Rebound		3:52		15 - KELLY Jo	Defens.Rebound	
9:15		4 - KREMPIEN Jennifer	Player OUT		3:38		12 - FERGUSON Tracey	Player OUT	
9:15		11 - PETTINICCHI Sabrina	Player IN		3:38		11 - PETTINICCHI Sabrina	Player OUT	
9:15		9 - BENOIT Chantal	Player OUT		3:38		5 - ABBOTT Marni	Player IN	
9:15		12 - FERGUSON Tracey	Player IN		3:38		9 - BENOIT Chantal	Player IN	
8:59		6 - OHAMA Kendra	Turnover		3:13		9 - BENOIT Chantal	Turnover	
8:41		8 - DEL COLLE Renee	Steal		3:05			2 Pt. Miss	15 - MINAMIKAWA Sachiko
8:39			Turnover	9 - TAKABAYASHI Mika	3:02			Offens.Rebound	14 - SOEDA Tomoe
8:30			Steal	6 - UEMURA Chika	2:57			2 Pt. Miss	14 - SOEDA Tomoe
8:28		12 - FERGUSON Tracey	Turnover		2:53		15 - KELLY Jo	Defens.Rebound	
8:22			2 Pt. Miss	6 - UEMURA Chika	2:44	45-29	15 - KELLY Jo	2 Pt. in the paint	
8:20		8 - DEL COLLE Renee	Defens.Rebound		2:44		9 - BENOIT Chantal	Assist	
8:06	39-23	6 - OHAMA Kendra	2 Pt. in the paint		2:44			Foul	9 - TAKABAYASHI Mika (P2,T5)
8:06		8 - DEL COLLE Renee	Assist		2:44			Time Out	Japan
7:52		11 - PETTINICCHI Sabrina (P2,T6)	Foul		2:44		5 - ABBOTT Marni	Player OUT	
7:39			2 Pt. Miss	11 - MASHIKO Megumi	2:44		8 - DEL COLLE Renee	Player OUT	
7:37		11 - PETTINICCHI Sabrina	Defens.Rebound		2:44		10 - STILWELL Michelle	Player IN	
7:24		11 - PETTINICCHI Sabrina	2 Pt. Miss		2:44		12 - FERGUSON Tracey	Player IN	
7:22			Defens.Rebound	6 - UEMURA Chika	2:44		15 - KELLY Jo	Free Th. Miss	
7:07		14 - KUTROWSKI Linda (P1,T7)	Foul		2:42		12 - FERGUSON Tracey	Offens.Rebound	
7:07			Player OUT	11 - MASHIKO Megumi	2:26		12 - FERGUSON Tracey	2 Pt. Miss	
7:07			Player IN	4 - TSUKAMOTO Kyoko	2:24			Defens.Rebound	6 - UEMURA Chika
7:07			Player OUT	7 - SAKO Junko	2:14			2 Pt. Miss	15 - MINAMIKAWA Sachiko
7:07			Player IN	15 - MINAMIKAWA Sachiko	2:12		7 - PETERS Marnie	Defens.Rebound	
7:07			Free Th. Miss	6 - UEMURA Chika	2:09		15 - KELLY Jo	Turnover	
7:07	39-24		Free Th. MADE	6 - UEMURA Chika	2:02		10 - STILWELL Michelle (P1,T10)	Foul	
6:40		8 - DEL COLLE Renee	Turnover		2:02		Canada	Time Out	
6:29			Turnover	14 - SOEDA Tomoe	2:02		12 - FERGUSON Tracey	Player OUT	
6:21		11 - PETTINICCHI Sabrina	2 Pt. Miss		2:02		5 - ABBOTT Marni	Player IN	
6:19			Defens.Rebound	6 - UEMURA Chika	2:02			Free Th. Miss	6 - UEMURA Chika
6:08		6 - OHAMA Kendra (P2,T8)	Foul		2:02	45-30		Free Th. MADE	6 - UEMURA Chika
6:08	39-25		Free Th. MADE	15 - MINAMIKAWA Sachiko	2:02		Canada	Fast Break	
6:08			Free Th. Miss	15 - MINAMIKAWA Sachiko	1:54	47-30	9 - BENOIT Chantal	2 Pt. in the paint	
6:06		8 - DEL COLLE Renee	Defens.Rebound		1:32			2 Pt. Miss	6 - UEMURA Chika
6:03			Steal	9 - TAKABAYASHI Mika	1:28		10 - STILWELL Michelle	Defens.Rebound	
6:01		8 - DEL COLLE Renee	Turnover		1:20		Canada	Fast Break	
5:47		6 - OHAMA Kendra (P3,T9)	Foul		1:18	49-30	15 - KELLY Jo	2 Pt. in the paint	
5:47			Free Th. Miss	15 - MINAMIKAWA Sachiko	1:18		9 - BENOIT Chantal	Assist	
5:47			Free Th. Miss	15 - MINAMIKAWA Sachiko	1:03	49-32		2 Pt. MADE	6 - UEMURA Chika
5:45			Offens.Rebound	6 - UEMURA Chika	1:03			Assist	15 - MINAMIKAWA Sachiko
5:42	39-27		2 Pt. in the paint	6 - UEMURA Chika	1:02			Foul	4 - TSUKAMOTO Kyoko (P2,T6)
5:14	41-27	14 - KUTROWSKI Linda	2 Pt. in the paint		0:32		7 - PETERS Marnie	2 Pt. Miss	
5:14		11 - PETTINICCHI Sabrina	Assist		0:30			Defens.Rebound	6 - UEMURA Chika
4:45	41-29		2 Pt. in the paint	6 - UEMURA Chika	0:11		5 - ABBOTT Marni	Steal	
4:45			Assist	4 - TSUKAMOTO Kyoko	0:09			Turnover	15 - MINAMIKAWA Sachiko
4:20		8 - DEL COLLE Renee	2 Pt. Miss		0:05		15 - KELLY Jo	2 Pt. Miss	
4:17		8 - DEL COLLE Renee	Offens.Rebound		0:00		10 - STILWELL Michelle	Offens.Rebound	
4:17	43-29	8 - DEL COLLE Renee	Tap MADE		0:00			END OF PERIOD	

Wheelchair Basketball

Wheelchair Basketball

Wheelchair Basketball

Wheelchair Basketball

PRNWB0000010E.00073 00102315:38V020

WOMEN PRELIMINARY GROUP B MATCH RESULTS



MON 23 OCT 2000

SYDNEY SUPERDOME

Match No: 39

CAN 49 vs 32 JPN

Start Time: 14:15

Attendance: 8129

Referees: ARNOLD Sharon (AUS)
SCHOENACKER David (FRA)

BURFORD Jonathon (USA)

Scoring by 5 min intervals:		1.HF				2.HF			
CAN		4	8	16	30	32	37	41	49
JPN		6	6	10	14	18	23	27	32

Canada (CAN)

No.	Name	MIN	PTS	Field Goals		2 Points		3 Points		Free Throws		Rebounds			AS	ST	TO	BS	PF
				M/A	%	M/A	%	M/A	%	M/A	%	OR	DR	TOT					
4	KREMPIEN Jennifer	16:12																	2
5	ABBOTT Marni	12:31		0/1	0.0	0/1	0.0					1	1	2	1	1			2
* 6	OHAMA Kendra	26:08	4	2/3	66.7	2/3	66.7					1	1	1	1	1	2		3
7	PETERS Marnie	06:18		0/1	0.0	0/1	0.0					1	2	3	1				
* 8	DEL COLLE Renee	31:04	4	2/8	25.0	2/8	25.0					2	7	9	4	3	3		
9	BENOIT Chantal	28:03	17	8/14	57.1	8/12	66.7	0/2	0.0	1/4	25.0	3	3	6	5	1	2		1
10	STILWELL Michelle	02:44										1	1	2					1
* 11	PETTINICCHI Sabrina	18:09	4	2/6	33.3	2/6	33.3					2	2	2	2	1			2
* 12	FERGUSON Tracey	26:25	6	3/14	21.4	3/11	27.3	0/3	0.0			1	1	2	2		2		2
13	RADKE Lori																		
* 14	KUTROWSKI Linda	26:08	10	5/8	62.5	5/8	62.5					1	4	5		2	1		1
15	KELLY Jo	06:18	4	2/4	50.0	2/4	50.0			0/1	0.0	1	2	3			1		
Team Coach																			
TOTALS			49	24/59	40.7	24/54	44.4	0/5	0.0	1/5	20.0	11	24	35	17	9	11		14
Coach	FRICK Tim																		
Assistant Coach	BURLEIGH Jo-Anne	MASH-HADLOW Charlene																	

Japan (JPN)

No.	Name	MIN	PTS	Field Goals		2 Points		3 Points		Free Throws		Rebounds			AS	ST	TO	BS	PF
				M/A	%	M/A	%	M/A	%	M/A	%	OR	DR	TOT					
4	TSUKAMOTO Kyoko	12:34	2	1/2	50.0	1/2	50.0								2		3		2
5	YASHIMA Kyoko	05:23												1	1				
* 6	UEMURA Chika	40:00	11	4/14	28.6	4/14	28.6			3/6	50.0	5	10	15		1	2		
* 7	SAKO Junko	19:12	2	1/2	50.0	1/2	50.0								1		1		1
8	HORIKAWA Sayuri																		
* 9	TAKABAYASHI Mika	34:33	8	4/9	44.4	4/9	44.4					2	2	2	1	1	6	1	2
10	KAWAKAMI Rie	08:18		0/1	0.0	0/1	0.0										1		1
* 11	MASHIKO Megumi	32:53	2	1/7	14.3	1/7	14.3					1	1	1	1	1	2		3
12	TOMORI Hiromi																		
13	HIROMICHI Naoko																		
* 14	SOEDA Tomoe	40:00	6	3/6	50.0	3/6	50.0			0/2	0.0	1	5	6	2		3		3
15	MINAMIKAWA Sachiko	07:07	1	0/2	0.0	0/2	0.0			1/4	25.0				1		1		
Team Coach																			
TOTALS			32	14/43	32.6	14/43	32.6			4/12	33.3	6	19	25	8	4	19	1	12
Coach	MIKAMI Shinji																		
Assistant Coach	SAKANO Haruo	SAITO Nobuaki																	

	CAN	JPN
Points from Turnovers:	19	5
Biggest Lead:	19 (49-30)	4 (4-0)
Second Chance Points:	6	5
Lead Changes:	1	

	CAN	JPN
Points in the Paint:	32	18
Biggest Scoring Run:	16-2 (24-10)	6-0 (18-30)
Fast Break Points:	14	2
Times Tied:	3	

Legend:

MIN : Minutes Played **M/A** : Made/Attempts **%** : Shooting Percentage **OR** : Offensive Rebounds
DR : Defensive Rebounds **TOT** : Total Rebounds **AS** : Assist **ST** : Steals
TO : Turnovers **BS** : Blocked Shots **PF** : Fouls **PTS** : Points
HF : Half of Time **OT** : Over Time * : Starting/Initial

PRNWB0000010F.00076A 00102315:39V010

TODAY'S MATCHES

Teams	Start	Half Time	Full Time	End of Regulation
GER Vs MEX	9:30	15 - 17	44 - 45	
CAN Vs JPN	14:15	30 - 14	49 - 32	

Preliminary Group A					
Rank		AUS	NED	USA	GBR
1	AUS		38-26	44-36	43-12
2	NED	26-38		45-26	34-21
3	USA	36-44	26-45		58-30
4	GBR	12-43	21-34	30-58	

MATCHES			POINTS		Class.
PLAY	WON	LOST	FOR	AGST	Points
3	3	0	125	74	6
3	2	1	105	85	5
3	1	2	120	119	4
3	0	3	63	135	3

Preliminary Group B					
Rank		CAN	JPN	MEX	GER
1	CAN		49-32	60-28	36-26
2	JPN	32-49		57-41	62-52
3	MEX	28-60	41-57		45-44
4	GER	26-36	52-62	44-45	

MATCHES			POINTS		Class.
PLAY	WON	LOST	FOR	AGST	Points
3	3	0	145	86	6
3	2	1	151	142	5
3	1	2	114	161	4
3	0	3	122	143	3

JAPAN	JPN		25-Oct	19:00			
AUSTRALIA	AUS			#47			
1st-2nd Place							
			27-Oct	21:30			
				#60			
NETHERLANDS	NED		25-Oct	21:00			
CANADA	CAN			#48			
3rd-4th Place							
				Loser of #47		27-Oct	19:30
				Loser of #48			#59
GERMANY	GER		26-Oct	9:30			
UNITED STATES	USA			#49			
5th-6th Place							
			27-Oct	16:30			
				#58			
GREAT BRITAIN	GBR		26-Oct	11:30			
MEXICO	MEX			#50			
7th-8th Place							
				Loser of #49		27-Oct	14:30
				Loser of #50			#57

Legend: OT: Over Time.
ROUND SUMMARY AT CONCLUSION OF DAY 5, OCTOBER 23, 2000

PRNWB00000110.00084A 00102315:40V010

Canada (CAN)

After 3 Matches

No.	Name	G	MIN	MPG	PTS	PPG	Field Goals		2 Points		3 Points		Free Throws		Rebounds			AS	ST	TO	BS	PF
							M/A	%	M/A	%	M/A	%	M/A	%	OR	DR	TOT					
4	KREMPIEN Jennifer	3	65:28	21:49			0/5	0.0	0/5	0.0					2	2	4	4	1	2		4
5	ABBOTT Marni	3	46:23	15:27	2	0.7	1/6	16.7	1/6	16.7					2	3	5	2	1	2		3
6	OHAMA Kendra	3	71:10	23:43	16	5.3	8/17	47.1	8/17	47.1					4	2	6	3	6	5		7
7	PETERS Marnie	3	22:15	7:25			0/3	0.0	0/3	0.0					3	4	7	2		6		1
8	DEL COLLE Renee	3	65:14	21:44	14	4.7	7/19	36.8	7/19	36.8			0/1	0.0	4	22	26	6	4	10	2	3
9	BENOIT Chantal	3	70:11	23:23	33	11.0	15/36	41.7	14/31	45.2	1/5	20.0	2/7	28.6	9	5	14	9	3	7		2
10	STILWELL Michelle	3	12:31	4:10											1	2	3		2			1
11	PETTINICCHI Sabrina	3	44:09	14:43	9	3.0	3/8	37.5	3/8	37.5			3/9	33.3		3	3	2	1			6
12	FERGUSON Tracey	3	64:54	21:38	22	7.3	10/35	28.6	9/27	33.3	1/8	12.5	1/7	14.3	3	1	4	2	2	8	1	3
13	RADKE Lori	2	42:22	21:11	21	10.5	10/21	47.6	10/21	47.6			1/4	25.0	3	11	14	4	3	6	2	2
14	KUTROWSKI Linda	3	68:48	22:56	16	5.3	6/14	42.9	6/14	42.9			4/8	50.0	4	14	18	4	3	4	2	4
15	KELLY Jo	3	26:35	8:51	12	4.0	5/8	62.5	5/8	62.5			2/7	28.6	2	4	6	1	1	3		2
Team/Coach																						
TOTALS					145	48.3	65/172	37.8	63/159	39.6	2/13	15.4	13/43	30.2	37	73	110	39	27	53	7	38
OPPONENTS					86	28.7	38/137	27.7	37/134	27.6	1/3	33.3	9/30	30.0	24	70	94	21	10	80	3	53

AVERAGES PER GAME

	CAN	OPPONENTS
Points from Turnovers	58	20
Points in the Paint	104	48
Second Chance Points	21	10
Fast Break Points	40	12

	CAN	OPPONENTS
Total Field Goals Made	21.7	12.7
2 Points Field Goals Made	21.0	12.3
3 Points Field Goals Made	0.7	0.3
Free Throws Made	4.3	3.0
Offensive Rebounds	12.3	8.0
Deffensive Rebounds	24.3	23.3
Total Rebounds	36.7	31.3
Assists	13.0	7.0
Steals	9.0	3.3
Turnovers	17.7	26.7
Blocked Shots	2.3	1.0
Fouls	12.7	17.7
Points from Turnovers	19.3	6.7
Points in the Paint	34.7	16.0
Second Chance Points	7.0	3.3
Fast Break Points	13.3	4.0

Legend:

G : Games Played	MIN : Minutes Played	MPG : Minutes Played per Game	PTS : Points
PPG : Points per Game	M/A : Made/Attempts	% : Shooting Percentage	OR : Offensive Rebounds
DR : Defensive Rebounds	TOT : Total Rebounds	AS : Assists	ST : Steals
TO : Turnovers	BS : Blocked Shots	PF : Fouls	

PRNWB00000111.00084A 00102315:40V020

Japan (JPN)

After 3 Matches

No.	Name	G	MIN	MPG	PTS	PPG	Field Goals		2 Points		3 Points		Free Throws		Rebounds			AS	ST	TO	BS	PF
							M/A	%	M/A	%	M/A	%	M/A	%	OR	DR	TOT					
4	TSUKAMOTO Kyoko	3	37:45	12:35	6	2.0	3/7	42.9	3/7	42.9			0/4	0.0	1	3	4	4		5	5	
5	YASHIMA Kyoko	3	16:42	5:34	2	0.7	1/2	50.0	1/2	50.0						1	1		1	2	7	
6	UEMURA Chika	3	116:29	38:49	48	16.0	19/47	40.4	19/47	40.4			10/23	43.5	12	46	58	1	3	10	1	8
7	SAKO Junko	3	48:00	16:00	2	0.7	1/4	25.0	1/4	25.0						1	1	1		1	3	
8	HORIKAWA Sayuri	2	18:49	9:24			0/1	0.0	0/1	0.0						3	3			1	2	
9	TAKABAYASHI Mika	3	95:18	31:46	29	9.7	12/28	42.9	12/27	44.4	0/1	0.0	5/11	45.5	3	14	17	17	4	15	1	5
10	KAWAKAMI Rie	3	26:46	8:55			0/1	0.0	0/1	0.0										1	5	
11	MASHIKO Megumi	3	98:33	32:51	22	7.3	10/21	47.6	10/21	47.6			2/9	22.2	1	13	14	6	2	7	1	9
12	TOMORI Hiromi	2	9:17	4:38	2	1.0							2/4	50.0						3	2	
13	HIROMICHI Naoko	1	5:14	5:14	2	2.0	1/2	50.0	1/2	50.0						2	2			1	1	
14	SOEDA Tomoe	3	98:24	32:48	29	9.7	13/26	50.0	13/26	50.0			3/10	30.0	6	6	12	7	1	11	1	9
15	MINAMIKAWA Sachiko	3	28:43	9:34	9	3.0	1/7	14.3	1/7	14.3			7/16	43.8				1		3		2
Team/Coach																						
TOTALS					151	50.3	61/146	41.8	61/145	42.1	0/1	0.0	29/77	37.7	23	89	112	37	11	60	4	58
OPPONENTS					142	47.3	61/198	30.8	59/182	32.4	2/16	12.5	18/37	48.6	34	68	102	34	16	42		71

	JPN	OPPONENTS
Points from Turnovers	31	45
Points in the Paint	84	62
Second Chance Points	23	15
Fast Break Points	28	20

AVERAGES PER GAME

	JPN	OPPONENTS
Total Field Goals Made	20.3	20.3
2 Points Field Goals Made	20.3	19.7
3 Points Field Goals Made	0.0	0.7
Free Throws Made	9.7	6.0
Offensive Rebounds	7.7	11.3
Deffensive Rebounds	29.7	22.7
Total Rebounds	37.3	34.0
Assists	12.3	11.3
Steals	3.7	5.3
Turnovers	20.0	14.0
Blocked Shots	1.3	0.0
Fouls	19.3	23.7
Points from Turnovers	10.3	15.0
Points in the Paint	28.0	20.7
Second Chance Points	7.7	5.0
Fast Break Points	9.3	6.7

Legend:

G : Games Played	MIN : Minutes Played	MPG : Minutes Played per Game	PTS : Points
PPG : Points per Game	M/A : Made/Attempts	% : Shooting Percentage	OR : Offensive Rebounds
DR : Defensive Rebounds	TOT : Total Rebounds	AS : Assists	ST : Steals
TO : Turnovers	BS : Blocked Shots	PF : Fouls	

PRNWB00000112.00084B 00102315:42V040

Name	G		PTS	PPG	Field Goals		2 Points		3 Points		Free Throws		Rebounds					AS	ST	TO	BS	PF
					M/A	%	M/A	%	M/A	%	M/A	%	OR	DR	TOT							
Australia (AUS)	3	For	125	41.7	52/166	31.3	52/162	32.1	0/4	0.0	21/36	58.3	30	78	108	41	17	32	8	36		
		Agn	74	24.7	31/142	21.8	29/133	21.8	2/9	22.2	10/26	38.5	28	72	100	13	6	56	8	51		
Canada (CAN)	3	For	145	48.3	65/172	37.8	63/159	39.6	2/13	15.4	13/43	30.2	37	73	110	39	27	53	7	38		
		Agn	86	28.7	38/137	27.7	37/134	27.6	1/3	33.3	9/30	30.0	24	70	94	21	10	80	3	53		
Great Britain (GBR)	3	For	63	21.0	26/122	21.3	26/119	21.8	0/3	0.0	11/37	29.7	22	71	93	17	6	70	6	52		
		Agn	135	45.0	54/174	31.0	52/168	31.0	2/6	33.3	25/55	45.5	45	70	115	33	15	39	6	46		
Germany (GER)	3	For	122	40.7	46/183	25.1	43/173	24.9	3/10	30.0	27/57	47.4	48	73	121	27	9	59		81		
		Agn	143	47.7	51/143	35.7	50/139	36.0	1/4	25.0	40/90	44.4	31	80	111	27	14	64	11	68		
Japan (JPN)	3	For	151	50.3	61/146	41.8	61/145	42.1	0/1	0.0	29/77	37.7	23	89	112	37	11	60	4	58		
		Agn	142	47.3	61/198	30.8	59/182	32.4	2/16	12.5	18/37	48.6	34	68	102	34	16	42		71		
Mexico (MEX)	3	For	114	38.0	45/155	29.0	45/151	29.8	0/4	0.0	24/60	40.0	31	64	95	25	13	76	5	76		
		Agn	161	53.7	67/178	37.6	66/173	38.2	1/5	20.0	26/80	32.5	50	81	131	46	20	62	2	61		
Netherlands (NED)	3	For	105	35.0	46/147	31.3	44/142	31.0	2/5	40.0	11/44	25.0	29	82	111	25	5	43	10	52		
		Agn	85	28.3	36/160	22.5	35/148	23.6	1/12	8.3	12/37	32.4	33	72	105	25	10	39	4	49		
United States of America (USA)	3	For	120	40.0	50/191	26.2	47/173	27.2	3/18	16.7	17/47	36.2	49	72	121	26	12	35	3	53		
		Agn	119	39.7	53/150	35.3	53/147	36.1	0/3	0.0	13/46	28.3	24	89	113	38	9	46	9	47		
TOTALS FOR ALL TEAMS			945		391/1282	30.5	381/1224	31.1	10/58	17.2	153/401	38.2	269	602	871	237	100	428	43	446		

Legend:

G : Games Played	Agn : Against	PF : Fouls	PTS : Points
PPG : Points per Game	M/A : Made/Attempts	% : Shooting Percentage	OR : Offensive Rebounds
DR : Defensive Rebounds	TOT : Total Rebounds	AS : Assists	ST : Steals
TO : Turnovers	BS : Blocked Shots		

PRNWB00000113.00085A 00102315:42V040

TOTAL FIELD GOALS %				
Rk	Team	G	M/A	%
1	JPN	3	61/146	41.8%
2	CAN	3	65/172	37.8%
3	AUS	3	52/166	31.3%
	NED	3	46/147	31.3%
5	MEX	3	45/155	29.0%
6	USA	3	50/191	26.2%
7	GER	3	46/183	25.1%
8	GBR	3	26/122	21.3%

2 POINTS FIELD GOALS %				
Rk	Team	G	M/A	%
1	JPN	3	61/145	42.1%
2	CAN	3	63/159	39.6%
3	AUS	3	52/162	32.1%
4	NED	3	44/142	31.0%
5	MEX	3	45/151	29.8%
6	USA	3	47/173	27.2%
7	GER	3	43/173	24.9%
8	GBR	3	26/119	21.8%

3 POINTS FIELD GOALS %				
Rk	Team	G	M/A	%
1	NED	3	2/5	40.0%
2	GER	3	3/10	30.0%
3	USA	3	3/18	16.7%
4	CAN	3	2/13	15.4%

FREE THROWS %				
Rk	Team	G	M/A	%
1	AUS	3	21/36	58.3%
2	GER	3	27/57	47.4%
3	MEX	3	24/60	40.0%
4	JPN	3	29/77	37.7%
5	USA	3	17/47	36.2%
6	CAN	3	13/43	30.2%
7	GBR	3	11/37	29.7%
8	NED	3	11/44	25.0%

POINTS FOR				
Rk	Team	G	Total	Avg
1	JPN	3	151	50.3
2	CAN	3	145	48.3
3	AUS	3	125	41.7
4	GER	3	122	40.7
5	USA	3	120	40.0
6	MEX	3	114	38.0
7	NED	3	105	35.0
8	GBR	3	63	21.0

POINTS AGAINST				
Rk	Team	G	Total	Avg
1	AUS	3	74	24.7
2	NED	3	85	28.3
3	CAN	3	86	28.7
4	USA	3	119	39.7
5	GBR	3	135	45.0
6	JPN	3	142	47.3
7	GER	3	143	47.7
8	MEX	3	161	53.7

REBOUNDS						
Rk	Team	G	Off	Def	Total	Avg
1	GER	3	48	73	121	40.3
	USA	3	49	72	121	40.3
3	JPN	3	23	89	112	37.3
4	NED	3	29	82	111	37.0
5	CAN	3	37	73	110	36.7
6	AUS	3	30	78	108	36.0
7	MEX	3	31	64	95	31.7
8	GBR	3	22	71	93	31.0

ASSISTS				
Rk	Team	G	Total	Avg
1	AUS	3	41	13.7
2	CAN	3	39	13.0
3	JPN	3	37	12.3
4	GER	3	27	9.0
5	USA	3	26	8.7
6	MEX	3	25	8.3
	NED	3	25	8.3
8	GBR	3	17	5.7

STEALS				
Rk	Team	G	Total	Avg
1	CAN	3	27	9.0
2	AUS	3	17	5.7
3	MEX	3	13	4.3
4	USA	3	12	4.0
5	JPN	3	11	3.7
6	GER	3	9	3.0
7	GBR	3	6	2.0
8	NED	3	5	1.7

TURNOVERS				
Rk	Team	G	Total	Avg
1	MEX	3	76	25.3
2	GBR	3	70	23.3
3	JPN	3	60	20.0
4	GER	3	59	19.7
5	CAN	3	53	17.7
6	NED	3	43	14.3
7	USA	3	35	11.7
8	AUS	3	32	10.7

BLOCKED SHOTS				
Rk	Team	G	Total	Avg
1	NED	3	10	3.3
2	AUS	3	8	2.7
3	CAN	3	7	2.3
4	GBR	3	6	2.0
5	MEX	3	5	1.7
6	JPN	3	4	1.3
7	USA	3	3	1.0

FOULS				
Rk	Team	G	Total	Avg
1	GER	3	81	27.0
2	MEX	3	76	25.3
3	JPN	3	58	19.3
4	USA	3	53	17.7
5	GBR	3	52	17.3
	NED	3	52	17.3
7	CAN	3	38	12.7
8	AUS	3	36	12.0

Legend:

G : Games Played **M/A** : Made Attempts **%** : Shooting Percentage **Avg** : Average per Game
Off : Offensive Rebounds **Def** : Defensive Rebounds **Rk** : Rank

**TEAM RANKING AT CONCLUSION OF
DAY 5, OCTOBER 23, 2000**

PRNWB00000114.00085B 00102315:43V040

SCORING											
Rk	Name	Team	G	2 Points		3 Points		Free Throws		Total	Avg
1	UEMURA Chika	JPN	3	19/47	40.4%	0/0		10/23	43.5%	48	16.0
2	VAZQUEZ DELGADILLO Lucia	MEX	3	15/38	39.5%	0/3	0.0%	12/26	46.2%	42	14.0
	van VEGGEL Jeanine	NED	3	16/38	42.1%	1/1	100.0%	7/16	43.8%	42	14.0
4	TESCH Liesl	AUS	3	13/37	35.1%	0/3	0.0%	11/16	68.8%	37	12.3
5	BENOIT Chantal	CAN	3	14/31	45.2%	1/5	20.0%	2/7	28.6%	33	11.0
	JANUSCH Anja	GER	3	14/41	34.1%	0/2	0.0%	5/8	62.5%	33	11.0
7	RADKE Lori	CAN	2	10/21	47.6%	0/0		1/4	25.0%	21	10.5
8	CARTER Amanda	AUS	3	14/34	41.2%	0/0		1/5	20.0%	29	9.7
	SOEDA Tomoe	JPN	3	13/26	50.0%	0/0		3/10	30.0%	29	9.7
	TAKABAYASHI Mika	JPN	3	12/27	44.4%	0/1	0.0%	5/11	45.5%	29	9.7

REBOUNDS							
Rk	Name	Team	G	Off	Def	Total	Avg
1	UEMURA Chika	JPN	3	12	46	58	19.3
2	JANUSCH Anja	GER	3	17	20	37	12.3
3	TESCH Liesl	AUS	3	7	29	36	12.0
4	VAZQUEZ DELGADILLO Lucia	MEX	3	8	26	34	11.3
5	BAILLIE Sarah	GBR	3	5	22	27	9.0
6	DEL COLLE Renee	CAN	3	4	22	26	8.7
	JOHNSON Josie	USA	3	14	12	26	8.7
	van VEGGEL Jeanine	NED	3	5	21	26	8.7
	van der LAAN Guda	NED	3	3	23	26	8.7
10	TIGGELMAN Inge	NED	3	9	15	24	8.0

ASSIST					
Rk	Name	Team	G	Total	Avg
1	TAKABAYASHI Mika	JPN	3	17	5.7
2	TESCH Liesl	AUS	3	12	4.0
3	VAZQUEZ DELGADILLO Lucia	MEX	3	11	3.7
	van der LAAN Guda	NED	3	11	3.7
5	ADAMS Julianne	AUS	3	9	3.0
	BENOIT Chantal	CAN	3	9	3.0
7	JANUSCH Anja	GER	3	8	2.7
8	RIPP Christina	USA	3	7	2.3
	SOEDA Tomoe	JPN	3	7	2.3
	TIGGELMAN Inge	NED	3	7	2.3

STEALS					
Rk	Name	Team	G	Total	Avg
1	OHAMA Kendra	CAN	3	6	2.0
2	MOSELY Alison	AUS	3	5	1.7
	TESCH Liesl	AUS	3	5	1.7
4	RADKE Lori	CAN	2	3	1.5
5	DEL COLLE Renee	CAN	3	4	1.3
	MONTANO Ma. Carmen	MEX	3	4	1.3
	TAKABAYASHI Mika	JPN	3	4	1.3
5 players tied at 1.0					

TURNOVERS					
Rk	Name	Team	G	Total	Avg
1	WILD Ann	GBR	3	21	7.0
2	TAKABAYASHI Mika	JPN	3	15	5.0
3	VAZQUEZ DELGADILLO Lucia	MEX	3	14	4.7
	van der LAAN Guda	NED	3	14	4.7
5	JANUSCH Anja	GER	3	12	4.0
	VAZQUEZ Teresita	MEX	3	12	4.0
7	BAILLIE Sarah	GBR	3	11	3.7
	SOEDA Tomoe	JPN	3	11	3.7
3 players tied at 3.3					

BLOCKED SHOTS					
Rk	Name	Team	G	Total	Avg
1	van VEGGEL Jeanine	NED	3	6	2.0
2	MOSELY Alison	AUS	3	4	1.3
	VAZQUEZ DELGADILLO Lucia	MEX	3	4	1.3
4	MacLEAN Caroline	GBR	3	3	1.0
	TESCH Liesl	AUS	3	3	1.0
	RADKE Lori	CAN	2	2	1.0
7	BAILLIE Sarah	GBR	3	2	0.7
	DEL COLLE Renee	CAN	3	2	0.7
	KUTROWSKI Linda	CAN	3	2	0.7
	TIGGELMAN Inge	NED	3	2	0.7

FOULS					
Rk	Name	Team	G	Total	Avg
1	JANUSCH Anja	GER	3	14	4.7
2	WILD Ann	GBR	3	11	3.7
3	BLEIFUSS Silke	GER	3	10	3.3
	MIRANDA Claudia	MEX	3	10	3.3
	MONTANO Ma. Carmen	MEX	3	10	3.3
	OEZTUERK Cemile	GER	3	10	3.3
	VAZQUEZ Cecilia	MEX	3	10	3.3
	VAZQUEZ DELGADILLO Lucia	MEX	3	10	3.3
6 players tied at 3.0					

Legend:
G : Games Played **M/A** : Made Attempts % : Shooting Percentage **Avg** : Average per Game
Off : Offensive Rebounds **Def** : Defensive Rebounds **Rk** : Rank

NOTE: Players eligible for statistics with attempts/games minimum, have to play at least 50% of all games

PLAYER RANKING AT CONCLUSION OF DAY 5, OCTOBER 23, 2000

TOTAL FIELD GOALS % (8 attempts/game minimum)

Rk	Name	Team	G	M/A	%
1	SOEDA Tomoe	JPN	3	13/26	50.0%
2	RADKE Lori	CAN	2	10/21	47.6%
3	van VEGGEL Jeanine	NED	3	17/39	43.6%
4	TAKABAYASHI Mika	JPN	3	12/28	42.9%
5	BAILLIE Sarah	GBR	3	11/26	42.3%
6	BENOIT Chantal	CAN	3	15/36	41.7%
7	CARTER Amanda	AUS	3	14/34	41.2%
8	UEMURA Chika	JPN	3	19/47	40.4%
9	VAZQUEZ DELGADILLO Lucia	MEX	3	15/41	36.6%
10	JANUSCH Anja	GER	3	14/43	32.6%

TOTAL FIELD GOALS MADE

Rk	Name	Team	G	Total	Avg
1	UEMURA Chika	JPN	3	19	6.3
2	van VEGGEL Jeanine	NED	3	17	5.7
3	BENOIT Chantal	CAN	3	15	5.0
	VAZQUEZ DELGADILLO Lucia	MEX	3	15	5.0
	RADKE Lori	CAN	2	10	5.0
6	CARTER Amanda	AUS	3	14	4.7
	JANUSCH Anja	GER	3	14	4.7
8	SOEDA Tomoe	JPN	3	13	4.3
	TESCH Liesl	AUS	3	13	4.3
10	TAKABAYASHI Mika	JPN	3	12	4.0

2 POINTS FIELD GOALS % (6 attempts/game minimum)

Rk	Name	Team	G	M/A	%
1	SOEDA Tomoe	JPN	3	13/26	50.0%
2	MASHIKO Megumi	JPN	3	10/21	47.6%
	RADKE Lori	CAN	2	10/21	47.6%
4	BENOIT Chantal	CAN	3	14/31	45.2%
5	TAKABAYASHI Mika	JPN	3	12/27	44.4%
6	BAILLIE Sarah	GBR	3	11/26	42.3%
7	van VEGGEL Jeanine	NED	3	16/38	42.1%
8	CARTER Amanda	AUS	3	14/34	41.2%
9	UEMURA Chika	JPN	3	19/47	40.4%
10	VERST Amy	USA	3	8/20	40.0%

2 POINTS FIELD GOALS MADE

Rk	Name	Team	G	Total	Avg
1	UEMURA Chika	JPN	3	19	6.3
2	van VEGGEL Jeanine	NED	3	16	5.3
3	VAZQUEZ DELGADILLO Lucia	MEX	3	15	5.0
	RADKE Lori	CAN	2	10	5.0
5	BENOIT Chantal	CAN	3	14	4.7
	CARTER Amanda	AUS	3	14	4.7
	JANUSCH Anja	GER	3	14	4.7
8	SOEDA Tomoe	JPN	3	13	4.3
	TESCH Liesl	AUS	3	13	4.3
10	TAKABAYASHI Mika	JPN	3	12	4.0

3 POINTS FIELD GOALS % (2 attempts/game minimum)

Rk	Name	Team	G	M/A	%
1	RIPP Christina	USA	3	2/11	18.2%
2	FERGUSON Tracey	CAN	3	1/8	12.5%

3 POINTS FIELD GOALS MADE

Rk	Name	Team	G	Total	Avg
1	KIRSTE Heidi	GER	3	2	0.7
	RIPP Christina	USA	3	2	0.7
3	BENOIT Chantal	CAN	3	1	0.3
	FERGUSON Tracey	CAN	3	1	0.3
	JOHNSON Josie	USA	3	1	0.3
	OEZTUERK Cemile	GER	3	1	0.3
	TIGGELMAN Inge	NED	3	1	0.3
	van VEGGEL Jeanine	NED	3	1	0.3

FREE THROWS % (3 attempts/game minimum)

Rk	Name	Team	G	M/A	%
1	TESCH Liesl	AUS	3	11/16	68.8%
2	KIRSTE Heidi	GER	3	7/14	50.0%
3	VAZQUEZ DELGADILLO Lucia	MEX	3	12/26	46.2%
4	TAKABAYASHI Mika	JPN	3	5/11	45.5%
5	MINAMIKAWA Sachiko	JPN	3	7/16	43.8%
	van VEGGEL Jeanine	NED	3	7/16	43.8%
7	UEMURA Chika	JPN	3	10/23	43.5%
8	RIPP Christina	USA	3	8/19	42.1%
9	WILD Ann	GBR	3	4/10	40.0%
10	PETTINICCHI Sabrina	CAN	3	3/9	33.3%

FREE THROWS MADE

Rk	Name	Team	G	Total	Avg
1	VAZQUEZ DELGADILLO Lucia	MEX	3	12	4.0
2	TESCH Liesl	AUS	3	11	3.7
3	UEMURA Chika	JPN	3	10	3.3
4	RIPP Christina	USA	3	8	2.7
5	KIRSTE Heidi	GER	3	7	2.3
	MINAMIKAWA Sachiko	JPN	3	7	2.3
	van VEGGEL Jeanine	NED	3	7	2.3
8	JANUSCH Anja	GER	3	5	1.7
	TAKABAYASHI Mika	JPN	3	5	1.7

4 players tied at 1.3

Legend:

G : Games Played **M/A** : Made Attempts **%** : Shooting Percentage **Avg** : Average per Game
Off : Offensive Rebounds **Def** : Defensive Rebounds **Rk** : Rank

NOTE: Players eligible for statistics with attempts/games minimum, have to play at least 50% of all games

PLAYER RANKING AT CONCLUSION OF
DAY 5, OCTOBER 23, 2000

PRNWB00000115.0008 00102322:53V020

DATE	TIME	TEAMS	PHASE	Match No.	GENDER	LOCATION	
19 OCT 2000	9:30	MEX vs CAN	Preliminary Group A	1	MEN	Sydney SuperDome	
	11:30	KOR vs NED	Preliminary Group B	2	MEN	Sydney SuperDome	
	14:15	JPN vs AUS	Preliminary Group B	3	MEN	Sydney SuperDome	
	16:15	GBR vs GER	Preliminary Group A	4	MEN	Sydney SuperDome	
	19:00	SWE vs FRA	Preliminary Group B	5	MEN	Sydney SuperDome	
	21:00	RSA vs USA	Preliminary Group A	6	MEN	Sydney SuperDome	
20 OCT 2000	9:30	NED vs JPN	Preliminary Group B	7	MEN	Sydney SuperDome	
	11:30	SWE vs KOR	Preliminary Group B	8	MEN	Sydney SuperDome	
	14:15	USA vs GBR	Preliminary Group A	9	WOMEN	Sydney SuperDome	
	16:15	AUS vs NED	Preliminary Group A	10	WOMEN	Sydney SuperDome	
	19:00	CAN vs GBR	Preliminary Group A	11	MEN	Sydney SuperDome	
	19:00	USA vs MEX	Preliminary Group A	12	MEN	The Dome	
	21:00	AUS vs FRA	Preliminary Group B	13	MEN	Sydney SuperDome	
	21:00	GER vs RSA	Preliminary Group A	14	MEN	The Dome	
21 OCT 2000	9:30	USA vs NED	Preliminary Group A	15	WOMEN	Sydney SuperDome	
	11:30	CAN vs MEX	Preliminary Group B	16	WOMEN	Sydney SuperDome	
	14:15	FRA vs JPN	Preliminary Group B	17	MEN	Sydney SuperDome	
	14:15	RSA vs CAN	Preliminary Group A	18	MEN	The Dome	
	16:15	GER vs USA	Preliminary Group A	19	MEN	Sydney SuperDome	
	16:15	KOR vs AUS	Preliminary Group B	20	MEN	The Dome	
	19:00	JPN vs GER	Preliminary Group B	21	WOMEN	Sydney SuperDome	
	19:00	GBR vs MEX	Preliminary Group A	22	MEN	The Dome	
	21:00	AUS vs GBR	Preliminary Group A	23	WOMEN	Sydney SuperDome	
	21:00	SWE vs NED	Preliminary Group B	24	MEN	The Dome	
	22 OCT 2000	9:30	MEX vs RSA	Preliminary Group A	25	MEN	Sydney SuperDome
		11:30	NED vs FRA	Preliminary Group B	26	MEN	Sydney SuperDome
14:15		USA vs GBR	Preliminary Group A	27	MEN	Sydney SuperDome	
14:15		NED vs GBR	Preliminary Group A	28	WOMEN	The Dome	
16:15		SWE vs AUS	Preliminary Group B	29	MEN	Sydney SuperDome	
16:15		JPN vs MEX	Preliminary Group B	30	WOMEN	The Dome	
19:00		JPN vs KOR	Preliminary Group B	31	MEN	Sydney SuperDome	
19:00		CAN vs GER	Preliminary Group B	32	WOMEN	The Dome	
21:00		CAN vs GER	Preliminary Group A	33	MEN	Sydney SuperDome	
21:00		AUS vs USA	Preliminary Group A	34	WOMEN	The Dome	
23 OCT 2000		9:30	GER vs MEX	Preliminary Group B	35	WOMEN	Sydney SuperDome
		9:30	KOR vs FRA	Preliminary Group B	36	MEN	The Dome
		11:30	MEX vs GER	Preliminary Group A	37	MEN	Sydney SuperDome
		11:30	SWE vs JPN	Preliminary Group B	38	MEN	The Dome
	14:15	CAN vs JPN	Preliminary Group B	39	WOMEN	Sydney SuperDome	
	16:15	RSA vs GBR	Preliminary Group A	40	MEN	Sydney SuperDome	
	19:00	CAN vs USA	Preliminary Group A	41	MEN	Sydney SuperDome	
	21:00	AUS vs NED	Preliminary Group B	42	MEN	Sydney SuperDome	
25 OCT 2000	9:30	CAN vs SWE	Quarterfinals	43	MEN	Sydney SuperDome	
	11:30	FRA vs GBR	Quarterfinals	44	MEN	Sydney SuperDome	
	14:15	USA vs AUS	Quarterfinals	45	MEN	Sydney SuperDome	
	16:15	NED vs GER	Quarterfinals	46	MEN	Sydney SuperDome	
	19:00	AUS vs JPN	Semifinals 1-4	47	WOMEN	Sydney SuperDome	
	21:00	CAN vs NED	Semifinals 1-4	48	WOMEN	Sydney SuperDome	

Wheelchair Basketball

Wheelchair Basketball

Wheelchair Basketball

Wheelchair Basketball

UPDATED TO INDICATE PROGRESSIONS TO
MENS AND WOMENS FINALS SERIES

DATE	TIME	TEAMS	PHASE	Match No.	GENDER	LOCATION
26 OCT 2000	9:30	USA vs GER	Semifinals 5-8	49	WOMEN	Sydney SuperDome
	11:30	MEX vs GBR	Semifinals 5-8	50	WOMEN	Sydney SuperDome
	14:15	MEX vs KOR	Semifinals 9-12	51	MEN	Sydney SuperDome
	16:15	JPN vs RSA	Semifinals 9-12	52	MEN	Sydney SuperDome
	19:00	WINNER of Quarterfinals (43) vs WINNER of Quarterfinals (44)	Semifinals 1-4	53	MEN	Sydney SuperDome
	21:00	WINNER of Quarterfinals (45) vs WINNER of Quarterfinals (46)	Semifinals 1-4	54	MEN	Sydney SuperDome
27 OCT 2000	9:30	LOSER of Quarterfinals (43) vs LOSER of Quarterfinals (44)	Semifinals 5-8	55	MEN	Sydney SuperDome
	11:30	LOSER of Quarterfinals (45) vs LOSER of Quarterfinals (46)	Semifinals 5-8	56	MEN	Sydney SuperDome
	14:30	LOSER of Semifinals (49) vs LOSER of Semifinals (50)	7th-8th Place	57	WOMEN	Sydney SuperDome
	16:30	WINNER of Semifinals (49) vs WINNER of Semifinals (50)	5th-6th Place	58	WOMEN	Sydney SuperDome
	19:30	LOSER of Semifinals (47) vs LOSER of Semifinals (48)	Bronze Medal	59	WOMEN	Sydney SuperDome
	21:30	WINNER of Semifinals (47) vs WINNER of Semifinals (48)	Gold Medal	60	WOMEN	Sydney SuperDome
28 OCT 2000	9:30	LOSER of Semifinals (51) vs LOSER of Semifinals (52)	11th-12th Place	61	MEN	Sydney SuperDome
	11:30	WINNER of Semifinals (51) vs WINNER of Semifinals (52)	9th-10th Place	62	MEN	Sydney SuperDome
	14:30	LOSER of Semifinals (56) vs LOSER of Semifinals (55)	7th-8th Place	63	MEN	Sydney SuperDome
	16:30	WINNER of Semifinals (56) vs WINNER of Semifinals (55)	5th-6th Place	64	MEN	Sydney SuperDome
	19:30	LOSER of Semifinals (54) vs LOSER of Semifinals (53)	Bronze Medal	65	MEN	Sydney SuperDome
	21:30	WINNER of Semifinals (54) vs WINNER of Semifinals (53)	Gold Medal	66	MEN	Sydney SuperDome

Wheelchair Basketball

Wheelchair Basketball

Wheelchair Basketball

Wheelchair Basketball

UPDATED TO INDICATE PROGRESSIONS TO
MENS AND WOMENS FINALS SERIES

PRNWB00000116.00073 00102316:53V010

Match No: 40

RSA 9 vs 39 GBR

Start Time: 16:15

Attendance:

Referees: CHUNG Hak Mo (KOR)
BEHRE Christofer (SWE)

BRIERE Gilles (CAN)

FIRST HALF

Scoring by 5 min intervals: RSA
GBR

4	4	5	9
8	17	23	39

South Africa (RSA)

No.	Name	MIN	PTS	Field Goals		2 Points		3 Points		Free Throws		Rebounds			AS	ST	TO	BS	PF
				M/A	%	M/A	%	M/A	%	M/A	%	OR	DR	TOT					
* 4	HARTNICK Shaun	11:40																	2
5	OHN Aye Htun	01:24																	1
6	FLEISER Leon	08:20										1		1					1
7	WILLIAMS Ralph	09:28	2	0/1	0.0	0/1	0.0			2/2	100.0		2	2					1
* 8	PAPENFUS Marius	08:27		0/1	0.0	0/1	0.0									2	3		2
9	WESSELS Duggie	05:16																	
* 10	OESCHGER Kobus	12:30		0/4	0.0	0/4	0.0			0/2	0.0		3	3	1	3			1
11	HOUSTON James	06:06		0/1	0.0	0/1	0.0						1	1					2
* 12	MANYANA Buntu	15:25	4	2/6	33.3	2/5	40.0	0/1	0.0	0/1	0.0		7	7		2			1
13	WAITES Grant																		
* 14	NORTJE Richard	15:00	3	1/7	14.3	1/6	16.7	0/1	0.0	1/2	50.0	1	1	2		2			
15	VICTOR Joppie	06:24		0/2	0.0	0/2	0.0						1	1		3			
Team Coach																			
TOTALS		9	3/22	13.6	3/20	15.0	0/2	0.0	3/7	42.9	2	15	17	3		18			9
Coach	MOORGAS Shawn																		
Assistant Coach	MOORGAS Craig									MOKONE Simon									

Great Britain (GBR)

No.	Name	MIN	PTS	Field Goals		2 Points		3 Points		Free Throws		Rebounds			AS	ST	TO	BS	PF
				M/A	%	M/A	%	M/A	%	M/A	%	OR	DR	TOT					
4	CAINE Steve																		
5	THOMAS Sinclair	11:41	3	1/4	25.0	1/4	25.0			1/2	50.0		4	4	2				
6	HAYES Kevin	11:41	2	1/3	33.3	1/3	33.3						1	1					
7	BYWATER Terry	08:20	7	3/6	50.0	3/6	50.0			1/1	100.0	2	4	6	1	1			
* 8	MUNN Simon	00:23		0/1	0.0	0/1	0.0												
* 9	POLLOCK Jonathan	08:19		0/2	0.0	0/1	0.0	0/1	0.0				2	2	4				1
10	ADEPITAN Ade	14:44	7	2/7	28.6	1/6	16.7	1/1	100.0	2/2	100.0	2	1	3	2	1			2
* 11	JOHNSON Dan	13:29	6	2/5	40.0	2/5	40.0			2/2	100.0					2	2		1
* 12	BLAKE Andrew	08:19	4	2/2	100.0	2/2	100.0						4	4					1
13	HOWLEY Fred	11:17	4	2/2	100.0	2/2	100.0								2				
* 14	PRICE Colin	11:47	6	3/6	50.0	3/6	50.0					2	2	4	1	1	1		4
15	BRAMLEY David																		
Team Coach																			
TOTALS		39	16/38	42.1	15/36	41.7	1/2	50.0	6/7	85.7	6	18	24	12	3	5			9
Coach	TITMUSS David																		
Assistant Coach	SMITH Nigel									TOLFREY Vicky									

	RSA	GBR
Points from Turnovers:	2	15
Biggest Lead:	0	30 (39-9)
Second Chance Points:		4
Lead Changes:		

	RSA	GBR
Points in the Paint:	6	22
Biggest Scoring Run:	4-0 (4-4)	25-1 (29-5)
Fast Break Points:		6
Times Tied:	1	

Legend:

MIN : Minutes Played	M/A : Made/Attempts	% : Shooting Percentage	OR : Offensive Rebounds
DR : Defensive Rebounds	TOT : Total Rebounds	AS : Assist	ST : Steals
TO : Turnovers	BS : Blocked Shots	PF : Fouls	PTS : Points
HF : Half of Time	OT : Over Time	* : Starting/Initial	

PRNWB00000117.00069 00102317:38V010

Match No: 40

RSA 32 vs 83 GBR

Start Time: 16:15

Attendance: 1521

Referees: CHUNG Hak Mo (KOR)
BEHRE Christofer (SWE)

BRIERE Gilles (CAN)

Scoring by 5 min intervals:	RSA	GBR	1.HF				2.HF			
			4	4	5	9	16	22	24	32
			8	17	23	39	49	59	71	83

Time	Score	South Africa	Action	Great Britain	Time	Score	South Africa	Action	Great Britain
FIRST HALF					FIRST HALF				
20:00		4 - HARTNICK Shaun	Player IN		14:44		14 - NORTJE Richard	Player OUT	
20:00		8 - PAPANFUS Marius	Player IN		14:44		15 - VICTOR Joppie	Player IN	
20:00		10 - OESCHGER Kobus	Player IN		14:44		8 - PAPANFUS Marius	Player OUT	
20:00		12 - MANYANA Buntu	Player IN		14:44		9 - WESSELS Duggie	Player IN	
20:00		14 - NORTJE Richard	Player IN		14:33			Turnover	11 - JOHNSON Dan
20:00			Player IN	8 - MUNN Simon	14:28		4 - HARTNICK Shaun (P1,T3)	Offensive Foul	
20:00			Player IN	9 - POLLOCK Jonathan	14:28		4 - HARTNICK Shaun	Turnover	
20:00			Player IN	11 - JOHNSON Dan	14:20			2 Pt. Miss	9 - POLLOCK Jonathan
20:00			Player IN	12 - BLAKE Andrew	14:17		12 - MANYANA Buntu	Defens.Rebound	
20:00			Player IN	14 - PRICE Colin	14:07			Foul	12 - BLAKE Andrew (P1,T3)
19:42			2 Pt. Miss	8 - MUNN Simon	13:59		15 - VICTOR Joppie	2 Pt. Miss	
19:39		12 - MANYANA Buntu	Defens.Rebound		13:56			Defens.Rebound	12 - BLAKE Andrew
19:37		8 - PAPANFUS Marius (P1,T1)	Offensive Foul		13:38	4-12		2 Pt. in the paint	13 - HOWLEY Fred
19:37		8 - PAPANFUS Marius	Turnover		13:38			Assist	10 - ADEPITAN Ade
19:37			Player OUT	8 - MUNN Simon	13:38			Foul	10 - ADEPITAN Ade (P1,T4)
19:37			Player IN	13 - HOWLEY Fred	13:13		South Africa	Time Out	
19:29	0-2		2 Pt. in the paint	12 - BLAKE Andrew	13:11		10 - OESCHGER Kobus	Foul	11 - JOHNSON Dan (P1,T5)
19:29			Assist	9 - POLLOCK Jonathan	13:11		10 - OESCHGER Kobus	Free Th. Miss	
19:15		14 - NORTJE Richard	Turnover		13:11			Free Th. Miss	
19:08	0-4		2 Pt. MADE	14 - PRICE Colin	13:08			Defens.Rebound	9 - POLLOCK Jonathan
18:29	2-4	12 - MANYANA Buntu	2 Pt. in the paint		12:58			2 Pt. Miss	11 - JOHNSON Dan
18:29		8 - PAPANFUS Marius	Assist		12:56		12 - MANYANA Buntu	Defens.Rebound	
18:17			2 Pt. Miss	14 - PRICE Colin	12:39			Foul	9 - POLLOCK Jonathan (P1,T6)
18:15		12 - MANYANA Buntu	Defens.Rebound		12:39			Time Out	Great Britain
18:02			Steal	14 - PRICE Colin	12:39		9 - WESSELS Duggie	Player OUT	
18:01		8 - PAPANFUS Marius	Turnover		12:39		10 - OESCHGER Kobus	Player OUT	
17:57			Turnover	14 - PRICE Colin	12:39		5 - OHN Aye Htun	Player IN	
17:54			Foul	14 - PRICE Colin (P1,T1)	12:39		7 - WILLIAMS Ralph	Player IN	
17:47	4-4	12 - MANYANA Buntu	2 Pt. in the paint		12:39		12 - MANYANA Buntu	Player OUT	
17:47		10 - OESCHGER Kobus	Assist		12:39		14 - NORTJE Richard	Player IN	
17:47			Foul	14 - PRICE Colin (P2,T2)	12:32		15 - VICTOR Joppie	2 Pt. Miss	
17:47		12 - MANYANA Buntu	Free Th. Miss		12:31			Defens.Rebound	12 - BLAKE Andrew
17:46			Defens.Rebound	12 - BLAKE Andrew	12:22	4-14		2 Pt. MADE	11 - JOHNSON Dan
17:34	4-6		2 Pt. in the paint	13 - HOWLEY Fred	12:22			Assist	9 - POLLOCK Jonathan
17:34			Assist	9 - POLLOCK Jonathan	12:04			Steal	11 - JOHNSON Dan
16:58		14 - NORTJE Richard	2 Pt. Miss		12:02		15 - VICTOR Joppie	Turnover	
16:54			Defens.Rebound	12 - BLAKE Andrew	11:56	4-16		2 Pt. in the paint	11 - JOHNSON Dan
16:39			2 Pt. Miss	11 - JOHNSON Dan	11:56			Assist	13 - HOWLEY Fred
16:36		10 - OESCHGER Kobus	Defens.Rebound		11:41		5 - OHN Aye Htun	Turnover	
16:27			Steal	11 - JOHNSON Dan	11:41			Player OUT	9 - POLLOCK Jonathan
16:25		8 - PAPANFUS Marius	Turnover		11:41			Player OUT	12 - BLAKE Andrew
16:18			Turnover	11 - JOHNSON Dan	11:41			Player IN	5 - THOMAS Sinclair
15:58		8 - PAPANFUS Marius	2 Pt. Miss		11:41			Player IN	6 - HAYES Kevin
15:55			Defens.Rebound	9 - POLLOCK Jonathan	11:25			Turnover	10 - ADEPITAN Ade
15:52			Fast Break	Great Britain	11:15		14 - NORTJE Richard	Player OUT	
15:48	4-8		2 Pt. in the paint	14 - PRICE Colin	11:15		12 - MANYANA Buntu	Player IN	
15:48			Assist	9 - POLLOCK Jonathan	11:15		5 - OHN Aye Htun	Player OUT	
15:16		12 - MANYANA Buntu	3 Pt. Miss		11:15		11 - HOUSTON James	Player IN	
15:13			Defens.Rebound	14 - PRICE Colin	11:08		7 - WILLIAMS Ralph	2 Pt. Miss	
15:06			3 Pt. Miss	9 - POLLOCK Jonathan	11:06			Defens.Rebound	5 - THOMAS Sinclair
15:01			Offens.Rebound	14 - PRICE Colin	11:03			2 Pt. Miss	10 - ADEPITAN Ade
14:55	4-10		2 Pt. in the paint	12 - BLAKE Andrew	10:59		11 - HOUSTON James	Defens.Rebound	
14:55			Assist	14 - PRICE Colin	10:53		12 - MANYANA Buntu (P1,T4)	Offensive Foul	
14:44		10 - OESCHGER Kobus (P1,T2)	Offensive Foul		10:53		12 - MANYANA Buntu	Turnover	
14:44		10 - OESCHGER Kobus	Turnover		10:40			2 Pt. Miss	11 - JOHNSON Dan
14:44			Player OUT	14 - PRICE Colin	10:37		12 - MANYANA Buntu	Defens.Rebound	
14:44			Player IN	10 - ADEPITAN Ade	10:37			Foul	10 - ADEPITAN Ade (P2,T7)

Wheelchair Basketball

Wheelchair Basketball

Wheelchair Basketball

Wheelchair Basketball

MEN PRELIMINARY GROUP A PLAY BY PLAY



MON 23 OCT 2000

SYDNEY SUPERDOME

Time	Score	South Africa	Action	Great Britain	Time	Score	South Africa	Action	Great Britain
FIRST HALF					FIRST HALF				
10:18		7 - WILLIAMS Ralph	Turnover		4:46	5-25		2 Pt. MADE	14 - PRICE Colin
10:10		11 - HOUSTON James (P1,T5)	Foul		4:46			Assist	10 - ADEPITAN Ade
10:10			Free Th. Miss	5 - THOMAS Sinclair	4:31		10 - OESCHGER Kobus	Turnover	
10:10	4-17		Free Th. MADE	5 - THOMAS Sinclair	4:26			2 Pt. Miss	10 - ADEPITAN Ade
10:06		15 - VICTOR Joppie	Turnover		4:25		12 - MANYANA Buntu	Defens.Rebound	
10:02			2 Pt. Miss	5 - THOMAS Sinclair	4:09		12 - MANYANA Buntu	2 Pt. Miss	
10:00		7 - WILLIAMS Ralph	Defens.Rebound		4:06			Defens.Rebound	7 - BYWATER Terry
9:51		12 - MANYANA Buntu	Turnover		3:57			2 Pt. Miss	5 - THOMAS Sinclair
9:31			2 Pt. Miss	6 - HAYES Kevin	3:54			Offens.Rebound	7 - BYWATER Terry
9:28		7 - WILLIAMS Ralph	Defens.Rebound		3:54	5-27		Tap MADE	7 - BYWATER Terry
9:16		11 - HOUSTON James	2 Pt. Miss		3:42		14 - NORTJE Richard	Turnover	
9:14			Defens.Rebound	5 - THOMAS Sinclair	3:30	5-29		2 Pt. MADE	7 - BYWATER Terry
9:02			2 Pt. Miss	10 - ADEPITAN Ade	3:15		10 - OESCHGER Kobus	2 Pt. Miss	
8:59		15 - VICTOR Joppie	Defens.Rebound		3:11			Foul	14 - PRICE Colin (P4,T9)
8:48		7 - WILLIAMS Ralph	Turnover		3:11		10 - OESCHGER Kobus	Player OUT	
8:46			Fast Break	Great Britain	3:11		8 - PAPANFUS Marius	Player IN	
8:42	4-19		2 Pt. in the paint	10 - ADEPITAN Ade	3:11		12 - MANYANA Buntu	Player OUT	
8:42			Assist	13 - HOWLEY Fred	3:11		11 - HOUSTON James	Player IN	
8:34		15 - VICTOR Joppie	Turnover		3:11	6-29	7 - WILLIAMS Ralph	Free Th. MADE	
8:34		7 - WILLIAMS Ralph (P1,T6)	Foul		3:11	7-29	7 - WILLIAMS Ralph	Free Th. MADE	
8:32		4 - HARTNICK Shaun (P2,T7)	Foul		3:11		7 - WILLIAMS Ralph	Player OUT	
8:32	4-20		Free Th. MADE	11 - JOHNSON Dan	3:11		9 - WESSELS Duggie	Player IN	
8:32	4-21		Free Th. MADE	11 - JOHNSON Dan	2:56	7-31		2 Pt. in the paint	6 - HAYES Kevin
8:20			Player OUT	13 - HOWLEY Fred	2:56			Assist	7 - BYWATER Terry
8:20			Player IN	7 - BYWATER Terry	2:39			2 Pt. Miss	
8:20		14 - NORTJE Richard	Player IN		2:36		14 - NORTJE Richard	Defens.Rebound	5 - THOMAS Sinclair
8:20		4 - HARTNICK Shaun	Player OUT		2:28	7-33		2 Pt. in the paint	7 - BYWATER Terry
8:20		6 - FLEISER Leon	Player IN		2:28			Assist	5 - THOMAS Sinclair
8:20		11 - HOUSTON James	Player OUT		2:28		11 - HOUSTON James (P2,T8)	Foul	
8:20		15 - VICTOR Joppie	Player OUT		2:28		South Africa	Time Out	
8:20		10 - OESCHGER Kobus	Player IN		2:28	7-34		Free Th. MADE	7 - BYWATER Terry
7:59		10 - OESCHGER Kobus	2 Pt. Miss		2:02		14 - NORTJE Richard	2 Pt. Miss	
7:56			Defens.Rebound	6 - HAYES Kevin	1:59			Defens.Rebound	7 - BYWATER Terry
7:49			2 Pt. Miss	7 - BYWATER Terry	1:48		8 - PAPANFUS Marius (P2,T9)	Foul	
7:47			Offens.Rebound	10 - ADEPITAN Ade	1:48	7-35		Free Th. MADE	10 - ADEPITAN Ade
7:47			2 Pt. Miss	10 - ADEPITAN Ade	1:48	7-36		Free Th. MADE	10 - ADEPITAN Ade
7:45			Offens.Rebound	7 - BYWATER Terry	1:28	9-36	14 - NORTJE Richard	2 Pt. in the paint	
7:45			2 Pt. Miss	7 - BYWATER Terry	1:28		8 - PAPANFUS Marius	Assist	
7:21		12 - MANYANA Buntu	2 Pt. Miss		1:14			Turnover	7 - BYWATER Terry
7:19			Defens.Rebound	5 - THOMAS Sinclair	0:45		14 - NORTJE Richard	3 Pt. Miss	
7:16			2 Pt. Miss	10 - ADEPITAN Ade	0:41			Defens.Rebound	7 - BYWATER Terry
7:13		10 - OESCHGER Kobus	Defens.Rebound		0:23	9-39		3 Pt. MADE	10 - ADEPITAN Ade
7:01		12 - MANYANA Buntu	2 Pt. Miss		0:23			Assist	5 - THOMAS Sinclair
6:59			Defens.Rebound	7 - BYWATER Terry	0:05		14 - NORTJE Richard	2 Pt. Miss	
6:47			2 Pt. Miss	6 - HAYES Kevin	0:01			Defens.Rebound	10 - ADEPITAN Ade
6:40		12 - MANYANA Buntu	Defens.Rebound		SECOND HALF				
6:32		10 - OESCHGER Kobus	2 Pt. Miss		20:00		6 - FLEISER Leon	Player IN	
6:31			Player OUT	11 - JOHNSON Dan	20:00		8 - PAPANFUS Marius	Player IN	
6:31			Player IN	14 - PRICE Colin	20:00		9 - WESSELS Duggie	Player IN	
6:12			2 Pt. Miss	7 - BYWATER Terry	20:00		11 - HOUSTON James	Player IN	
6:09			Offens.Rebound	10 - ADEPITAN Ade	20:00		14 - NORTJE Richard	Player IN	
6:06			2 Pt. Miss	14 - PRICE Colin	20:00			Player IN	10 - ADEPITAN Ade
6:04			Offens.Rebound	14 - PRICE Colin	20:00			Player IN	6 - HAYES Kevin
6:04			2 Pt. Miss	14 - PRICE Colin	20:00			Player IN	9 - POLLOCK Jonathan
6:03		14 - NORTJE Richard	Defens.Rebound		20:00			Player IN	13 - HOWLEY Fred
6:03			Foul	14 - PRICE Colin (P3,T8)	20:00			Player IN	15 - BRAMLEY David
6:03	5-21	14 - NORTJE Richard	Free Th. MADE		19:51	9-41		2 Pt. in the paint	10 - ADEPITAN Ade
6:03		14 - NORTJE Richard	Free Th. Miss		19:27	11-41	8 - PAPANFUS Marius	2 Pt. in the paint	
6:00			Defens.Rebound	14 - PRICE Colin	19:27		9 - WESSELS Duggie	Assist	
5:52			Fast Break	Great Britain	19:11	11-43		2 Pt. MADE	10 - ADEPITAN Ade
5:51	5-23		2 Pt. in the paint	5 - THOMAS Sinclair	18:38		14 - NORTJE Richard	2 Pt. Miss	
5:29		10 - OESCHGER Kobus	Turnover		18:36			Defens.Rebound	6 - HAYES Kevin
5:13			2 Pt. Miss	5 - THOMAS Sinclair	18:15			2 Pt. Miss	6 - HAYES Kevin
5:10		10 - OESCHGER Kobus	Defens.Rebound		18:11		14 - NORTJE Richard	Defens.Rebound	
5:02		10 - OESCHGER Kobus	2 Pt. Miss		17:50			Foul	13 - HOWLEY Fred (P1,T1)
4:59		14 - NORTJE Richard	Offens.Rebound		17:50		14 - NORTJE Richard	Player OUT	
4:59		14 - NORTJE Richard	2 Pt. Miss		17:50		15 - VICTOR Joppie	Player IN	
4:56		6 - FLEISER Leon	Offens.Rebound		17:46			Foul	6 - HAYES Kevin (P1,T2)
4:56		6 - FLEISER Leon	Turnover		17:46		8 - PAPANFUS Marius	Free Th. Miss	

Wheelchair Basketball

Wheelchair Basketball

Wheelchair Basketball

Wheelchair Basketball

Time	Score	South Africa	Action	Great Britain	Time	Score	South Africa	Action	Great Britain
SECOND HALF									
17:46	12-43	8 - PAPERFUS Marius	Free Th. MADE		10:48		9 - WESSELS Duggie (P1,T4)	Offensive Foul	
17:37			3 Pt. Miss	9 - POLLOCK Jonathan	10:48		9 - WESSELS Duggie	Turnover	
17:35			Offens.Rebound	9 - POLLOCK Jonathan	10:48		9 - WESSELS Duggie	Player OUT	
17:31			2 Pt. Miss	15 - BRAMLEY David	10:48		10 - OESCHGER Kobus	Player IN	
17:29		9 - WESSELS Duggie	Defens.Rebound		10:33	22-59		2 Pt. in the paint	12 - BLAKE Andrew
17:12			Foul	10 - ADEPITAN Ade (P3,T3)	10:33			Assist	5 - THOMAS Sinclair
17:05		15 - VICTOR Joppie	2 Pt. Miss		10:09		12 - MANYANA Buntu	2 Pt. Miss	
17:02			Defens.Rebound	13 - HOWLEY Fred	10:07			Defens.Rebound	15 - BRAMLEY David
16:55			Fast Break	Great Britain	9:58			Turnover	12 - BLAKE Andrew
16:54	12-45		2 Pt. in the paint	15 - BRAMLEY David	9:32		15 - VICTOR Joppie	2 Pt. Miss	
16:54			Assist	9 - POLLOCK Jonathan	9:30			Defens.Rebound	5 - THOMAS Sinclair
16:36	14-45	15 - VICTOR Joppie	2 Pt. in the paint		9:18	22-61		2 Pt. MADE	6 - HAYES Kevin
16:36		8 - PAPERFUS Marius	Assist		9:18			Assist	10 - ADEPITAN Ade
16:17	14-47		2 Pt. in the paint	13 - HOWLEY Fred	8:56		15 - VICTOR Joppie	2 Pt. Miss	
16:17			Assist	10 - ADEPITAN Ade	8:53			Defens.Rebound	5 - THOMAS Sinclair
16:02	16-47	15 - VICTOR Joppie	2 Pt. in the paint		8:38			Turnover	12 - BLAKE Andrew
16:02		6 - FLEISER Leon	Assist		8:26	24-61	15 - VICTOR Joppie	2 Pt. in the paint	
15:52			2 Pt. Miss	6 - HAYES Kevin	8:26		8 - PAPERFUS Marius	Assist	
15:49		15 - VICTOR Joppie	Defens.Rebound		8:05			2 Pt. Miss	5 - THOMAS Sinclair
15:31		9 - WESSELS Duggie	2 Pt. Miss		8:03		15 - VICTOR Joppie	Defens.Rebound	
15:28		11 - HOUSTON James	Offens.Rebound		7:56		8 - PAPERFUS Marius	Turnover	
15:18		11 - HOUSTON James	2 Pt. Miss		7:56			Player OUT	15 - BRAMLEY David
15:16			Defens.Rebound	9 - POLLOCK Jonathan	7:56			Player IN	7 - BYWATER Terry
15:10			Fast Break	Great Britain	7:43	24-63		2 Pt. in the paint	7 - BYWATER Terry
15:08	16-49		2 Pt. in the paint	15 - BRAMLEY David	7:43			Assist	12 - BLAKE Andrew
14:37		6 - FLEISER Leon	3 Pt. Miss		7:27		8 - PAPERFUS Marius	Turnover	
14:34			Defens.Rebound	13 - HOWLEY Fred	7:14	24-65		2 Pt. MADE	10 - ADEPITAN Ade
14:31			Fast Break	Great Britain	7:14			Assist	12 - BLAKE Andrew
14:29	16-51		2 Pt. in the paint	10 - ADEPITAN Ade	6:57		10 - OESCHGER Kobus	2 Pt. Miss	
14:29		South Africa	Time Out		6:55			Defens.Rebound	12 - BLAKE Andrew
14:29		11 - HOUSTON James	Player OUT		6:41	24-67		2 Pt. MADE	10 - ADEPITAN Ade
14:29		6 - FLEISER Leon	Player OUT		6:41			Assist	7 - BYWATER Terry
14:29		4 - HARTNICK Shaun	Player IN		6:40		South Africa	Time Out	
14:29		12 - MANYANA Buntu	Player IN		6:23		15 - VICTOR Joppie	2 Pt. Miss	
14:29			Player OUT	13 - HOWLEY Fred	6:19			Block Shot	7 - BYWATER Terry
14:29			Player IN	5 - THOMAS Sinclair	6:16		15 - VICTOR Joppie	2 Pt. Miss	
14:15	18-51	15 - VICTOR Joppie	2 Pt. in the paint		6:16			Defens.Rebound	12 - BLAKE Andrew
14:15		8 - PAPERFUS Marius	Assist		6:08		12 - MANYANA Buntu (P3,T5)	Foul	
13:59			2 Pt. Miss	9 - POLLOCK Jonathan	6:08		8 - PAPERFUS Marius	Player OUT	
13:56		9 - WESSELS Duggie	Defens.Rebound		6:08		10 - OESCHGER Kobus	Player OUT	
13:56		9 - WESSELS Duggie	Turnover		6:08		5 - OHN Aye Htun	Player IN	
13:51			2 Pt. Miss	6 - HAYES Kevin	6:08		11 - HOUSTON James	Player IN	
13:49			Offens.Rebound	15 - BRAMLEY David	6:08	24-68		Free Th. MADE	7 - BYWATER Terry
13:49			Turnover	6 - HAYES Kevin	6:08	24-69		Free Th. MADE	7 - BYWATER Terry
13:32	20-51	15 - VICTOR Joppie	2 Pt. in the paint		5:58		4 - HARTNICK Shaun	2 Pt. Miss	
13:32		8 - PAPERFUS Marius	Assist		5:56			Defens.Rebound	12 - BLAKE Andrew
13:20	20-53		2 Pt. in the paint	6 - HAYES Kevin	5:44			3 Pt. Miss	7 - BYWATER Terry
13:20			Assist	9 - POLLOCK Jonathan	5:38			Defens.Rebound	
12:51	22-53	15 - VICTOR Joppie	2 Pt. MADE		5:24		11 - HOUSTON James	Steal	6 - HAYES Kevin
12:37	22-55		2 Pt. in the paint	9 - POLLOCK Jonathan	5:22		15 - VICTOR Joppie	Turnover	
12:37			Assist	5 - THOMAS Sinclair	5:17			2 Pt. Miss	12 - BLAKE Andrew
12:24		12 - MANYANA Buntu	2 Pt. Miss		5:13	24-71		Offens.Rebound	7 - BYWATER Terry
12:22			Defens.Rebound	10 - ADEPITAN Ade	5:13			Tap MADE	7 - BYWATER Terry
11:56			2 Pt. Miss	10 - ADEPITAN Ade	5:00		11 - HOUSTON James	Turnover	
11:54		15 - VICTOR Joppie	Block Shot		4:46			2 Pt. Miss	10 - ADEPITAN Ade
11:52		8 - PAPERFUS Marius	Defens.Rebound		4:43			Offens.Rebound	5 - THOMAS Sinclair
11:45		12 - MANYANA Buntu	2 Pt. Miss		4:36			3 Pt. Miss	7 - BYWATER Terry
11:43			Defens.Rebound	5 - THOMAS Sinclair	4:34			Offens.Rebound	5 - THOMAS Sinclair
11:35		12 - MANYANA Buntu (P2,T1)	Foul		4:22			2 Pt. Miss	7 - BYWATER Terry
11:27		15 - VICTOR Joppie (P1,T2)	Foul		4:08			Turnover	12 - BLAKE Andrew
11:27			Player OUT	9 - POLLOCK Jonathan	3:56		15 - VICTOR Joppie	2 Pt. Miss	
11:27			Player IN	12 - BLAKE Andrew	3:53		12 - MANYANA Buntu	Offens.Rebound	
11:27			Free Th. Miss	15 - BRAMLEY David	3:53	26-71	12 - MANYANA Buntu	Tap MADE	
11:27	22-56		Free Th. MADE	15 - BRAMLEY David	3:36			2 Pt. Miss	12 - BLAKE Andrew
11:14		15 - VICTOR Joppie	2 Pt. Miss		3:34		15 - VICTOR Joppie	Defens.Rebound	
11:12			Defens.Rebound	15 - BRAMLEY David	3:26		11 - HOUSTON James	Player OUT	
11:07		8 - PAPERFUS Marius (P3,T3)	Foul		3:26		12 - MANYANA Buntu	Player OUT	
11:07			Free Th. Miss	10 - ADEPITAN Ade	3:26		7 - WILLIAMS Ralph	Player IN	
11:07	22-57		Free Th. MADE	10 - ADEPITAN Ade	3:26		13 - WAITES Grant	Player IN	

Wheelchair Basketball

Wheelchair Basketball

Wheelchair Basketball

Wheelchair Basketball

MEN PRELIMINARY GROUP A PLAY BY PLAY



MON 23 OCT 2000

SYDNEY SUPERDOME

Time	Score	South Africa	Action	Great Britain	Time	Score	South Africa	Action	Great Britain
SECOND HALF					SECOND HALF				
3:19		15 - VICTOR Joppie	2 Pt. Miss		1:30	28-79		2 Pt. in the paint	5 - THOMAS Sinclair
3:17			Defens.Rebound	5 - THOMAS Sinclair	1:16	30-79	13 - WAITES Grant	2 Pt. in the paint	
3:10	26-73		2 Pt. MADE	10 - ADEPITAN Ade	1:16		7 - WILLIAMS Ralph	Assist	
2:57		7 - WILLIAMS Ralph	2 Pt. Miss		1:06	30-81		2 Pt. in the paint	8 - MUNN Simon
2:55		4 - HARTNICK Shaun	Offens.Rebound		0:49			Steal	8 - MUNN Simon
2:52	28-73	13 - WAITES Grant	2 Pt. in the paint		0:47		5 - OHN Aye Htun	Turnover	
2:52		4 - HARTNICK Shaun	Assist		0:37		13 - WAITES Grant	Steal	
2:39			Turnover	10 - ADEPITAN Ade	0:34			Turnover	10 - ADEPITAN Ade
2:29		15 - VICTOR Joppie (P2,T6)	Technical Foul		0:29		South Africa	Fast Break	
2:29			Player OUT	7 - BYWATER Terry	0:29	32-81	7 - WILLIAMS Ralph	2 Pt. in the paint	
2:29			Player IN	8 - MUNN Simon	0:29		5 - OHN Aye Htun	Assist	
2:29	28-74		Free Th. MADE	10 - ADEPITAN Ade	0:19	32-83		2 Pt. in the paint	8 - MUNN Simon
2:29			Free Th. Miss	10 - ADEPITAN Ade	0:19			Assist	4 - CAINE Steve
2:27			Offens.Rebound	10 - ADEPITAN Ade	0:19		South Africa	Time Out	
2:21	28-76		2 Pt. in the paint	8 - MUNN Simon	0:19		5 - OHN Aye Htun	Player OUT	
2:21			Assist	5 - THOMAS Sinclair	0:19		14 - NORTJE Richard	Player OUT	
2:05		7 - WILLIAMS Ralph	Turnover		0:19		7 - WILLIAMS Ralph	Player OUT	
2:05			Player OUT	6 - HAYES Kevin	0:19		8 - PAPPENFUS Marius	Player IN	
2:05			Player IN	4 - CAINE Steve	0:19		9 - WESSELS Duggie	Player IN	
2:05		15 - VICTOR Joppie	Player OUT		0:19		12 - MANYANA Buntu	Player IN	
2:05		14 - NORTJE Richard	Player IN		0:06		12 - MANYANA Buntu	2 Pt. Miss	
1:56		13 - WAITES Grant (P1,T7)	Foul		0:05		13 - WAITES Grant	Offens.Rebound	
1:56	28-77		Free Th. MADE	5 - THOMAS Sinclair	0:05		13 - WAITES Grant	2 Pt. Miss	
1:56			Free Th. Miss	5 - THOMAS Sinclair	0:02			Defens.Rebound	5 - THOMAS Sinclair
1:51		13 - WAITES Grant	Defens.Rebound		0:00			3 Pt. Miss	8 - MUNN Simon
1:40		7 - WILLIAMS Ralph	3 Pt. Miss		0:00			END of PERIOD	
1:38			Defens.Rebound	12 - BLAKE Andrew					

Wheelchair Basketball

Wheelchair Basketball

Wheelchair Basketball

Wheelchair Basketball

PRNWB00000118.00073 00102317:38V020

MEN PRELIMINARY GROUP A MATCH RESULTS



MON 23 OCT 2000

SYDNEY SUPERDOME

Match No: 40

RSA 32 vs 83 GBR

Start Time: 16:15

Attendance: 1521

Referees: CHUNG Hak Mo (KOR)
BEHRE Christofer (SWE)

BRIERE Gilles (CAN)

Scoring by 5 min intervals: **RSA**
GBR

1.HF				2.HF			
4	4	5	9	16	22	24	32
8	17	23	39	49	59	71	83

South Africa (RSA)

No.	Name	MIN	PTS	Field Goals		2 Points		3 Points		Free Throws		Rebounds			AS	ST	TO	BS	PF
				M/A	%	M/A	%	M/A	%	M/A	%	OR	DR	TOT					
* 4	HARTNICK Shaun	26:09		0/1	0.0	0/1	0.0					1		1	1		1	2	
5	OHN Aye Htun	07:13												1		2			
6	FLEISER Leon	13:51		0/1	0.0			0/1	0.0			1		1	1				
7	WILLIAMS Ralph	12:35	4	1/4	25.0	1/3	33.3	0/1	0.0	2/2	100.0		2	2	1	3		1	
* 8	PAPENFUS Marius	22:38	3	1/2	50.0	1/2	50.0			1/2	50.0		1	1	6	5		3	
9	WESSELS Duggie	14:47		0/1	0.0	0/1	0.0					2	2	1	2		1		
* 10	OESCHGER Kobus	17:10		0/5	0.0	0/5	0.0			0/2	0.0		3	3	1	3		1	
11	HOUSTON James	14:19		0/2	0.0	0/2	0.0					1	2	3		1		2	
* 12	MANYANA Buntu	26:47	6	3/11	27.3	3/10	30.0	0/1	0.0	0/1	0.0	1	7	8		2		3	
13	WAITES Grant	03:26	4	2/3	66.7	2/3	66.7					1	1	2		1		1	
* 14	NORTJE Richard	18:56	3	1/8	12.5	1/7	14.3	0/1	0.0	1/2	50.0	1	2	3		2			
15	VICTOR Joppie	22:09	12	6/16	37.5	6/16	37.5						4	4		4	1	2	
Team Coach																			
TOTALS			32	14/54	25.9	14/50	28.0	0/4	0.0	4/9	44.4	6	24	30	12	1	26	1	16
Coach		MOORGAS Shawn																	
Assistant Coach		MOORGAS Craig									MOKONE Simon								

Great Britain (GBR)

No.	Name	MIN	PTS	Field Goals		2 Points		3 Points		Free Throws		Rebounds			AS	ST	TO	BS	PF
				M/A	%	M/A	%	M/A	%	M/A	%	OR	DR	TOT					
4	CAINE Steve	02:05												1					
5	THOMAS Sinclair	26:10	6	2/6	33.3	2/6	33.3			2/4	50.0	2	9	11	5				
6	HAYES Kevin	29:36	6	3/8	37.5	3/8	37.5						2	2		1	1		1
7	BYWATER Terry	13:47	13	5/11	45.5	5/9	55.6	0/2	0.0	3/3	100.0	3	4	7	2		1		
* 8	MUNN Simon	02:52	6	3/5	60.0	3/4	75.0	0/1	0.0							1			
* 9	POLLOCK Jonathan	16:52	2	1/5	20.0	1/3	33.3	0/2	0.0			1	3	4	6				1
10	ADEPITAN Ade	34:44	21	8/15	53.3	7/14	50.0	1/1	100.0	4/6	66.7	3	2	5	4		3		3
* 11	JOHNSON Dan	13:29	6	2/5	40.0	2/5	40.0			2/2	100.0					2	2		1
* 12	BLAKE Andrew	19:46	6	3/5	60.0	3/5	60.0						8	8	2		3		1
13	HOWLEY Fred	16:48	6	3/3	100.0	3/3	100.0						2	2	2				1
* 14	PRICE Colin	11:47	6	3/6	50.0	3/6	50.0					2	2	4	1	1	1		4
15	BRAMLEY David	12:04	5	2/3	66.7	2/3	66.7			1/2	50.0	1	2	3					
Team Coach																			
TOTALS			83	35/72	48.6	34/66	51.5	1/6	16.7	12/17	70.6	12	34	46	23	5	11	1	12
Coach		TITMUSS David																	
Assistant Coach		SMITH Nigel									TOLFREY Vicky								

	RSA	GBR
Points from Turnovers:	10	24
Biggest Lead:	0	51 (79-28)
Second Chance Points:	4	8
Lead Changes:		

	RSA	GBR
Points in the Paint:	26	50
Biggest Scoring Run:	4-0 (4-4)	25-1 (29-5)
Fast Break Points:	2	12
Times Tied:		1

Legend:

MIN : Minutes Played **M/A** : Made/Attempts **%** : Shooting Percentage **OR** : Offensive Rebounds
DR : Defensive Rebounds **TOT** : Total Rebounds **AS** : Assist **ST** : Steals
TO : Turnovers **BS** : Blocked Shots **PF** : Fouls **PTS** : Points
HF : Half of Time **OT** : Over Time * : Starting/Initial

PRNWB00000119.00084A 00102317:40V030

Great Britain (GBR)

After 5 Matches

No.	Name	G	MIN	MPG	PTS	PPG	Field Goals		2 Points		3 Points		Free Throws		Rebounds			AS	ST	TO	BS	PF
							M/A	%	M/A	%	M/A	%	M/A	%	OR	DR	TOT					
4	CAINE Steve	5	80:10	16:02	23	4.6	8/17	47.1	7/15	46.7	1/2	50.0	6/10	60.0	4	5	9	10	1	10	10	
5	THOMAS Sinclair	5	81:35	16:19	28	5.6	13/22	59.1	13/22	59.1			2/6	33.3	4	20	24	7	1	2	2	8
6	HAYES Kevin	4	50:16	12:34	12	3.0	6/13	46.2	6/13	46.2					2	2		1	1	1		4
7	BYWATER Terry	2	18:53	9:26	13	6.5	5/16	31.3	5/11	45.5	0/5	0.0	3/3	100.0	3	6	9	3		1	1	1
8	MUNN Simon	5	143:26	28:41	51	10.2	24/58	41.4	24/53	45.3	0/5	0.0	3/9	33.3	18	36	54	4	4	12	3	13
9	POLLOCK Jonathan	5	140:13	28:02	43	8.6	15/55	27.3	7/30	23.3	8/25	32.0	5/7	71.4	5	10	15	17		10		16
10	ADEPITAN Ade	5	67:59	13:35	35	7.0	12/22	54.5	8/18	44.4	4/4	100.0	7/13	53.8	6	3	9	9		5		10
11	JOHNSON Dan	5	125:39	25:07	37	7.4	15/39	38.5	15/39	38.5			7/9	77.8	8	5	13	11	6	14		13
12	BLAKE Andrew	5	118:40	23:44	15	3.0	7/19	36.8	7/18	38.9	0/1	0.0	1/3	33.3	3	32	35	4	2	4		10
13	HOWLEY Fred	2	17:59	8:59	6	3.0	3/5	60.0	3/3	100.0	0/2	0.0			3	3		2				2
14	PRICE Colin	5	129:22	25:52	49	9.8	23/44	52.3	23/44	52.3			3/12	25.0	5	11	16	20	2	14	1	18
15	BRAMLEY David	5	50:48	10:09	17	3.4	8/15	53.3	8/14	57.1	0/1	0.0	1/2	50.0	3	12	15			1	1	4
Team/Coach																						
TOTALS					329	65.8	139/325	42.8	126/280	45.0	13/45	28.9	38/74	51.4	59	145	204	88	17	74	8	109
OPPONENTS					262	52.4	106/282	37.6	104/256	40.6	2/26	7.7	48/95	50.5	35	120	155	60	27	81	4	88

AVERAGES PER GAME

	GBR	OPPONENTS
Points from Turnovers	77	66
Points in the Paint	166	148
Second Chance Points	40	22
Fast Break Points	37	36

	GBR	OPPONENTS
Total Field Goals Made	27.8	21.2
2 Points Field Goals Made	25.2	20.8
3 Points Field Goals Made	2.6	0.4
Free Throws Made	7.6	9.6
Offensive Rebounds	11.8	7.0
Deffensive Rebounds	29.0	24.0
Total Rebounds	40.8	31.0
Assists	17.6	12.0
Steals	3.4	5.4
Turnovers	14.8	16.2
Blocked Shots	1.6	0.8
Fouls	21.8	17.6
Points from Turnovers	15.4	13.2
Points in the Paint	33.2	29.6
Second Chance Points	8.0	4.4
Fast Break Points	7.4	7.2

Legend:

G	: Games Played	MIN	: Minutes Played	MPG	: Minutes Played per Game	PTS	: Points
PPG	: Points per Game	M/A	: Made/Attempts	%	: Shooting Percentage	OR	: Offensive Rebounds
DR	: Defensive Rebounds	TOT	: Total Rebounds	AS	: Assists	ST	: Steals
TO	: Turnovers	BS	: Blocked Shots	PF	: Fouls		

PRNWB0000011A.00073 00102317:43V010

Match No: 38

SWE 60 vs 43 JPN

Start Time: 11:30

Attendance: 5621

Referees: GAUTHIER Sebastien (CAN)
ENGLISH Robert (GBR)

VLUG Theodorus (NED)

Scoring by 5 min intervals:
SWE
JPN

1.HF				2.HF			
8	12	17	29	35	43	46	60
4	12	21	28	28	33	38	43

Sweden (SWE)

No.	Name	MIN	PTS	Field Goals		2 Points		3 Points		Free Throws		Rebounds			AS	ST	TO	BS	PF					
				M/A	%	M/A	%	M/A	%	M/A	%	OR	DR	TOT										
4	Haidari Hussein	11:55	5	2/4	50.0	2/4	50.0			1/5	20.0		1	1	1		1	4						
* 5	JAMESON Per	31:38	3	1/3	33.3	1/3	33.3			1/2	50.0		5	5	3			1						
6	FLENSBURG Daniel	00:26		0/1	0.0	0/1	0.0																	
* 7	GUSTAVSSON Joachim	25:30	11	5/16	31.3	5/16	31.3			1/2	50.0	3	5	8		1	1							
8	ABLORH Enoch	00:26													1									
9	WAPNER Christian	08:22	2	1/1	100.0	1/1	100.0			0/2	0.0					1		1						
10	BERGLUND Gunnar	17:08	7	1/5	20.0	0/3	0.0	1/2	50.0	4/8	50.0	1	3	4	2		1							
11	KOHLSTROEM Peter	00:26	2	1/1	100.0	1/1	100.0																	
* 12	AKERBERG Thomas	27:39	6	3/3	100.0	3/3	100.0								2		1	3						
* 13	UHLEN Per	31:38	10	3/5	60.0	3/5	60.0			4/4	100.0		1	1				2						
14	WEGEBORN Stefan	07:56	2	0/1	0.0	0/1	0.0			2/4	50.0				1			1						
* 15	ANDERSSON Lars-Gunnar	36:56	12	5/15	33.3	5/15	33.3			2/4	50.0	2	13	15	1			4						
Team Coach																								
TOTALS		60		22/55		40.0		21/53		39.6		1/2		50.0		15/31		48.4		6 28 34			10 2 4 1 16	
Coach		KARLSSON Kjell																						
Assistant Coach		STAVEGREN Joakim																						

Japan (JPN)

No.	Name	MIN	PTS	Field Goals		2 Points		3 Points		Free Throws		Rebounds			AS	ST	TO	BS	PF					
				M/A	%	M/A	%	M/A	%	M/A	%	OR	DR	TOT										
4	NEGI Shinji	11:59	2	1/2	50.0	1/2	50.0												3					
5	SHINTANI Hirofumi	10:58		0/2	0.0	0/2	0.0					1	5	6	2		3		2					
* 6	MIYAKE Katsumi	35:12	13	4/13	30.8	3/8	37.5	1/5	20.0	4/4	100.0		3	3	1		3		3					
7	SASAKI Katsuya	03:13																	1					
* 8	KORETOMO Keisuke	31:28	6	3/10	30.0	3/9	33.3	0/1	0.0			1	3	4	2		2		4					
9	SUGASAWA Takao																							
* 10	IWANO Hiroshi	24:05		0/3	0.0	0/3	0.0								1				2					
* 11	JIMBO Yasuhiro	24:48	6	2/5	40.0	2/5	40.0			2/3	66.7	1	6	7	1		1	5						
12	KYOYA Kazuyuki	15:55		0/2	0.0	0/2	0.0						1	1	1			4						
13	ISHIHARA Masaharu	03:13										1		1			1							
* 14	OSHIMA Tomohiko	39:09	16	7/15	46.7	7/14	50.0	0/1	0.0	2/3	66.7		8	8	1	1	3	5						
15	OIKAWA Shinpei																							
Team Coach																								
TOTALS		43		17/52		32.7		16/45		35.6		1/7		14.3		8/10		80.0		4 26 30			9 1 13 29	
Coach		KOTAKI Osamu																						
Assistant Coach		OGAWA Tomoki																						
		SAITO Nobuaki																						

	SWE	JPN
Points from Turnovers:	8	6
Biggest Lead:	17 (58-41)	4 (21-17)
Second Chance Points:	6	3
Lead Changes:	2	

	SWE	JPN
Points in the Paint:	20	18
Biggest Scoring Run:	12-2 (29-23)	11-2 (15-12)
Fast Break Points:	10	
Times Tied:	2	

Legend:

MIN : Minutes Played	M/A : Made/Attempts	% : Shooting Percentage	OR : Offensive Rebounds
DR : Defensive Rebounds	TOT : Total Rebounds	AS : Assist	ST : Steals
TO : Turnovers	BS : Blocked Shots	PF : Fouls	PTS : Points
HF : Half of Time	OT : Over Time	* : Starting/Initial	

PRNWB0000011B.00076A 00102622:43V010

Preliminary Group A					
Rank		AUS	NED	USA	GBR
1	AUS		38-26	44-36	43-12
2	NED	26-38		45-26	34-21
3	USA	36-44	26-45		58-30
4	GBR	12-43	21-34	30-58	

MATCHES			POINTS		Class.
PLAY	WON	LOST	FOR	AGST	Points
3	3	0	125	74	6
3	2	1	105	85	5
3	1	2	120	119	4
3	0	3	63	135	3

Preliminary Group B					
Rank		CAN	JPN	MEX	GER
1	CAN		49-32	60-28	36-26
2	JPN	32-49		57-41	62-52
3	MEX	28-60	41-57		45-44
4	GER	26-36	52-62	44-45	

MATCHES			POINTS		Class.
PLAY	WON	LOST	FOR	AGST	Points
3	3	0	145	86	6
3	2	1	151	142	5
3	1	2	114	161	4
3	0	3	122	143	3

JAPAN	JPN	AUSTRALIA
AUSTRALIA	AUS	45-33

1st-2nd Place
27-Oct 21:30
#60

NETHERLANDS	NED	CANADA
CANADA	CAN	42-23

3rd-4th Place
JAPAN JPN 27-Oct 19:30
NETHERLANDS NED #59

GERMANY	GER	UNITED STATES
UNITED STATES	USA	50-30

5th-6th Place
27-Oct 16:30
#58

GREAT BRITAIN	GBR	MEXICO
MEXICO	MEX	41-37

7th-8th Place
GERMANY GER 27-Oct 14:30
GREAT BRITAIN GBR #57

PRNWB0000011C.00073 00102319:37V010

MEN PRELIMINARY GROUP A MATCH RESULTS



MON 23 OCT 2000

SYDNEY SUPERDOME

Match No: 41

CAN 31 vs 23 USA

Start Time: 19:00

Attendance:

Referees: OTTO Jorg-ulich (GER)
WALLAART Edwin (NED)

DEWELL Ross (AUS)

FIRST HALF

Scoring by 5 min intervals: **CAN**
USA

6	18	26	31
6	8	12	23

Canada (CAN)

No.	Name	MIN	PTS	Field Goals		2 Points		3 Points		Free Throws		Rebounds			AS	ST	TO	BS	PF
				M/A	%	M/A	%	M/A	%	M/A	%	OR	DR	TOT					
4	DUREPOS Dave	03:30		0/1	0.0			0/1	0.0									1	
5	HENDERSON Roy	00:57											1	1			1		2
6	TREUER James																		
7	DENNIS Jeff																		
* 8	JOHNSON Joey	16:30	8	4/8	50.0	4/8	50.0						2	7	9	2			1
* 9	NORTON Ross	17:01		0/1	0.0	0/1	0.0						1	1	1	1	1	2	1
* 10	HALL Ken	18:32	10	5/6	83.3	5/6	83.3						1	1	2	3		2	3
* 11	BORISOFF Jaimie	20:00	2	1/2	50.0	1/2	50.0						1	1	1	1		1	1
* 12	ANDERSON Patrick	20:00	6	3/5	60.0	3/4	75.0	0/1	0.0				1	1	1	3	1		1
13	STOUTENBURG Chris																		
14	GAERTNER Travis																		
15	PETER Richard	03:30	5	2/3	66.7	2/3	66.7			1/1	100.0								3
Team Coach																			
TOTALS			31	15/26	57.7	15/24	62.5	0/2	0.0	1/1	100.0	3	12	15	10	2	6	1	12
Coach		FROGLEY Michael																	
Assistant Coach		BOWES Paul									TONELLO Jerry								

United States of America (USA)

No.	Name	MIN	PTS	Field Goals		2 Points		3 Points		Free Throws		Rebounds			AS	ST	TO	BS	PF
				M/A	%	M/A	%	M/A	%	M/A	%	OR	DR	TOT					
4	BARBER Eric																		
* 5	JUETTE Melvin Sean	16:47		0/5	0.0	0/5	0.0								4				
6	TEW Steve																		
* 7	GILL JR Chuck	11:58	4	2/2	100.0	2/2	100.0						2	2	2		1		1
8	HERNANDEZ William																		
* 9	WALLER William Henry	16:30	1							1/2	50.0	1	2	3			1		3
10	SCHLAPPI Mike Palmer	11:15		0/2	0.0	0/2	0.0								1		1		
* 11	SCHULTE Paul	20:00	9	3/6	50.0	3/5	60.0	0/1	0.0	3/4	75.0	1	2	3	1	1	2	1	
12	KILEY David Paul	03:30											1	1			1		2
13	BELL Curtis																		
* 14	JOHNSON Larry	11:58	2	1/4	25.0	1/4	25.0									1			
15	GLASBRENNER Jeffrey James	08:02	7	3/4	75.0	3/4	75.0			1/5	20.0	2	1	3			1		1
Team Coach																			
TOTALS			23	9/23	39.1	9/22	40.9	0/1	0.0	5/11	45.5	4	8	12	8	2	7	1	7
Coach		BYRNES Dan																	
Assistant Coach		BURNS Frank									PHILLIPS Mo								

	CAN	USA
Points from Turnovers:	12	8
Biggest Lead:	16 (24-8)	4 (4-0)
Second Chance Points:	4	4
Lead Changes:	1	

	CAN	USA
Points in the Paint:	20	10
Biggest Scoring Run:	18-2 (24-8)	8-0 (23-31)
Fast Break Points:		
Times Tied:	2	

Legend:

MIN : Minutes Played **M/A** : Made/Attempts **%** : Shooting Percentage **OR** : Offensive Rebounds
DR : Defensive Rebounds **TOT** : Total Rebounds **AS** : Assist **ST** : Steals
TO : Turnovers **BS** : Blocked Shots **PF** : Fouls **PTS** : Points
HF : Half of Time **OT** : Over Time * : Starting/Initial

PRNWB0000011D.00069 00102319:36V01U

Match No: 41

CAN 31 vs 23 USA

Start Time: 19:00

Attendance:

Referees: OTTO Jorg-ulich (GER)
WALLAART Edwin (NED)

DEWELL Ross (AUS)

Scoring by 5 min intervals: **CAN**
USA

FIRST HALF			
6	18	26	31
6	8	12	23

Time	Score	Canada		Action	United States		Time	Score	Canada		Action	United States	
		Player	Score		Player	Score			Player	Score		Player	Score
FIRST HALF													
20:00		8 - JOHNSON Joey		Player IN			11:30		10 - HALL Ken		Assist		
20:00		9 - NORTON Ross		Player IN			11:15				Player OUT	5 - JUETTE Melvin Sean	
20:00		10 - HALL Ken		Player IN			11:15				Player IN	10 - SCHLAPPI Mike Palmer	
20:00		11 - BORISOFF Jaimie		Player IN			11:03				2 Pt. Miss	10 - SCHLAPPI Mike Palmer	
20:00		12 - ANDERSON Patrick		Player IN			11:02		8 - JOHNSON Joey		Defens.Rebound		
20:00				Player IN	5 - JUETTE Melvin Sean		10:46		8 - JOHNSON Joey		2 Pt. Miss		
20:00				Player IN	7 - GILL JR Chuck		10:44		8 - JOHNSON Joey		Offens.Rebound		
20:00				Player IN	9 - WALLER William Henry		10:44		8 - JOHNSON Joey		2 Pt. Miss		
20:00				Player IN	11 - SCHULTE Paul		10:41		8 - JOHNSON Joey		Offens.Rebound		
20:00				Player IN	14 - JOHNSON Larry		10:39	16-8	10 - HALL Ken		2 Pt. in the paint		
19:46		10 - HALL Ken		Turnover			10:39		8 - JOHNSON Joey		Assist		
19:27	0-2			2 Pt. MADE	7 - GILL JR Chuck		10:23				Turnover	11 - SCHULTE Paul	
19:27				Assist	5 - JUETTE Melvin Sean		10:06	18-8	10 - HALL Ken		2 Pt. in the paint		
19:01		8 - JOHNSON Joey		2 Pt. Miss			10:06		11 - BORISOFF Jaimie		Assist		
18:59				Defens.Rebound	7 - GILL JR Chuck		9:50				2 Pt. Miss	11 - SCHULTE Paul	
18:45	0-4			2 Pt. MADE	7 - GILL JR Chuck		9:49		11 - BORISOFF Jaimie		Defens.Rebound		
18:45				Assist	5 - JUETTE Melvin Sean		9:37		8 - JOHNSON Joey		2 Pt. Miss		
18:15		11 - BORISOFF Jaimie		2 Pt. Miss			9:35				Defens.Rebound	11 - SCHULTE Paul	
18:09		10 - HALL Ken		Offens.Rebound			9:19		10 - HALL Ken (P1,T1)		Foul		
18:09	2-4	10 - HALL Ken		Tap MADE			9:07		9 - NORTON Ross		Steal		
17:56				2 Pt. Miss	14 - JOHNSON Larry		9:07				Turnover	9 - WALLER William Henry	
17:53		8 - JOHNSON Joey		Defens.Rebound			9:07				Foul	9 - WALLER William Henry (P2,T3)	
17:35	4-4	11 - BORISOFF Jaimie		2 Pt. MADE			8:38	20-8	12 - ANDERSON Patrick		2 Pt. in the paint		
17:35		8 - JOHNSON Joey		Assist			8:38		9 - NORTON Ross		Assist		
17:16				Offensive Foul	7 - GILL JR Chuck (P1,T1)		8:11		12 - ANDERSON Patrick		Steal		
17:16				Turnover	7 - GILL JR Chuck		8:09				Turnover	10 - SCHLAPPI Mike Palmer	
17:02		10 - HALL Ken		Turnover			8:02				Time Out	United States	
16:51				2 Pt. Miss	5 - JUETTE Melvin Sean		8:02				Player OUT	7 - GILL JR Chuck	
16:48		8 - JOHNSON Joey		Defens.Rebound			8:02				Player IN	15 - GLASBRENNER J.J.	
16:29	6-4	12 - ANDERSON Patrick		2 Pt. MADE			8:02				Player OUT	14 - JOHNSON Larry	
16:10				2 Pt. Miss	5 - JUETTE Melvin Sean		8:02				Player IN	5 - JUETTE Melvin Sean	
16:08		9 - NORTON Ross		Defens.Rebound			7:48	22-8	8 - JOHNSON Joey		2 Pt. in the paint		
15:43				Steal	14 - JOHNSON Larry		7:48		10 - HALL Ken		Assist		
15:40		9 - NORTON Ross		Turnover			7:30				Offensive Foul	15 - GLASBRENNER J.J. (P1,T4)	
15:22	6-6			2 Pt. MADE	11 - SCHULTE Paul		7:30				Turnover	15 - GLASBRENNER J.J.	
15:22				Assist	7 - GILL JR Chuck		7:09	24-8	8 - JOHNSON Joey		2 Pt. in the paint		
15:05				Foul	9 - WALLER William Henry (P1,T2)		7:09		12 - ANDERSON Patrick		Assist		
14:55		10 - HALL Ken		2 Pt. Miss			6:39	24-10			2 Pt. in the paint	15 - GLASBRENNER J.J.	
14:49				Block Shot	11 - SCHULTE Paul		6:39				Assist	11 - SCHULTE Paul	
14:47				Defens.Rebound	9 - WALLER William Henry		6:19	26-10	10 - HALL Ken		2 Pt. MADE		
14:41				Turnover	11 - SCHULTE Paul		6:06		12 - ANDERSON Patrick (P1,T2)		Foul		
14:26	8-6	10 - HALL Ken		2 Pt. MADE			6:06		9 - NORTON Ross		Player OUT		
14:26		12 - ANDERSON Patrick		Assist			6:06		5 - HENDERSON Roy		Player IN		
14:12				2 Pt. Miss	14 - JOHNSON Larry		6:06	26-11			Free Th. MADE	11 - SCHULTE Paul	
14:09		8 - JOHNSON Joey		Defens.Rebound			6:06				Free Th. Miss	11 - SCHULTE Paul	
13:54	10-6	12 - ANDERSON Patrick		2 Pt. in the paint			6:01		5 - HENDERSON Roy		Defens.Rebound		
13:54		10 - HALL Ken		Assist			5:59		5 - HENDERSON Roy		Turnover		
13:22	10-8			2 Pt. MADE	14 - JOHNSON Larry		5:56				Steal	11 - SCHULTE Paul	
13:22				Assist	7 - GILL JR Chuck		5:54				2 Pt. Miss	11 - SCHULTE Paul	
12:59		12 - ANDERSON Patrick		2 Pt. Miss			5:50				Offens.Rebound	9 - WALLER William Henry	
12:56				Defens.Rebound	7 - GILL JR Chuck		5:39		8 - JOHNSON Joey (P1,T3)		Foul		
12:32				2 Pt. Miss	14 - JOHNSON Larry		5:39		Canada		Time Out		
12:30		8 - JOHNSON Joey		Defens.Rebound			5:23		5 - HENDERSON Roy (P1,T4)		Foul		
12:17	12-8	8 - JOHNSON Joey		2 Pt. in the paint			5:20		5 - HENDERSON Roy (P2,T5)		Foul		
11:57				2 Pt. Miss	5 - JUETTE Melvin Sean		5:20	26-12			Free Th. MADE	9 - WALLER William Henry	
11:55		8 - JOHNSON Joey		Defens.Rebound			5:20				Free Th. Miss	9 - WALLER William Henry	
11:30	14-8	8 - JOHNSON Joey		2 Pt. in the paint			5:18				Offens.Rebound	11 - SCHULTE Paul	

Wheelchair Basketball

PROVISIONAL

MEN PRELIMINARY GROUP A PLAY BY PLAY



MON 23 OCT 2000

SYDNEY SUPERDOME

Time	Score	Canada	Action	United States	Time	Score	Canada	Action	United States
FIRST HALF					FIRST HALF				
5:09		11 - BORISOFF Jaimie (P1,T6)	Foul		2:16		15 - PETER Richard (P1,T8)	Foul	
5:09		5 - HENDERSON Roy	Player OUT		2:16			Free Th. Miss	15 - GLASBRENNER J.J.
5:09		9 - NORTON Ross	Player IN		2:14			Offens.Rebound	15 - GLASBRENNER J.J.
4:51	26-14		2 Pt. in the paint	11 - SCHULTE Paul	2:08		10 - HALL Ken (P3,T9)	Foul	
4:51		10 - HALL Ken (P2,T7)	Foul		2:08			Free Th. Miss	15 - GLASBRENNER J.J.
4:51	26-15		Free Th. MADE	11 - SCHULTE Paul	2:08			Free Th. Miss	15 - GLASBRENNER J.J.
4:33		9 - NORTON Ross	2 Pt. Miss		2:05		12 - ANDERSON Patrick	Defens.Rebound	
4:31			Defens.Rebound	9 - WALLER William Henry	1:56		12 - ANDERSON Patrick	3 Pt. Miss	
4:14			2 Pt. Miss	10 - SCHLAPPI Mike Palmer	1:54			Defens.Rebound	15 - GLASBRENNER J.J.
4:13		8 - JOHNSON Joey	Defens.Rebound		1:28	31-19		2 Pt. in the paint	11 - SCHULTE Paul
3:45		11 - BORISOFF Jaimie	Turnover		1:28		15 - PETER Richard (P2,T10)	Foul	
3:35			2 Pt. Miss	5 - JUETTE Melvin Sean	1:28		10 - HALL Ken	Player OUT	
3:33		10 - HALL Ken	Defens.Rebound		1:28		9 - NORTON Ross	Player IN	
3:30			Foul	9 - WALLER William Henry (P3,T5)	1:28	31-20		Free Th. MADE	11 - SCHULTE Paul
3:30		8 - JOHNSON Joey	Player OUT		1:17		9 - NORTON Ross (P1,T11)	Offensive Foul	
3:30		4 - DUREPOS Dave	Player IN		1:17		9 - NORTON Ross	Turnover	
3:30			Player OUT	9 - WALLER William Henry	1:06			2 Pt. Miss	15 - GLASBRENNER J.J.
3:30			Player IN	12 - KILEY David Paul	1:05			Offens.Rebound	15 - GLASBRENNER J.J.
3:30		9 - NORTON Ross	Player OUT		1:05		15 - PETER Richard (P3,T12)	Foul	
3:30		15 - PETER Richard	Player IN		1:05			Free Th. Miss	15 - GLASBRENNER J.J.
3:13	28-15	15 - PETER Richard	2 Pt. MADE		1:05	31-21		Free Th. MADE	15 - GLASBRENNER J.J.
3:00			Offensive Foul	12 - KILEY David Paul (P1,T6)	0:44		4 - DUREPOS Dave	3 Pt. Miss	
3:00			Turnover	12 - KILEY David Paul	0:42			Defens.Rebound	11 - SCHULTE Paul
2:44	30-15	15 - PETER Richard	2 Pt. in the paint		0:31	31-23		2 Pt. in the paint	15 - GLASBRENNER J.J.
2:44		12 - ANDERSON Patrick	Assist		0:31			Assist	10 - SCHLAPPI Mike Palmer
2:44			Foul	12 - KILEY David Paul (P2,T7)	0:06		15 - PETER Richard	2 Pt. Miss	
2:44	31-15	15 - PETER Richard	Free Th. MADE		0:05			Defens.Rebound	12 - KILEY David Paul
2:26			2 Pt. Miss	5 - JUETTE Melvin Sean	0:00			Fast Break	United States
2:26		4 - DUREPOS Dave	Block Shot		0:00			3 Pt. Miss	11 - SCHULTE Paul
2:16	31-17		2 Pt. in the paint	15 - GLASBRENNER J.J.	0:00			Assist	5 - JUETTE Melvin Sean
2:16			Assist	5 - JUETTE Melvin Sean	0:00			END OF PERIOD	

Wheelchair Basketball

Wheelchair Basketball

Wheelchair Basketball

Wheelchair Basketball

PROVISIONAL

PRNWB0000011E.00069 00102320:29V010

Match No: 41

CAN 58 vs 45 USA

Start Time: 19:00

Attendance: 4518

Referees: OTTO Jorg-ulich (GER)
WALLAART Edwin (NED)

DEWELL Ross (AUS)

Scoring by 5 min intervals:	CAN USA	1.HF				2.HF			
		6	18	26	31	39	43	49	58
		6	8	12	26	29	35	40	45

Time	Score	Canada		Action	United States		Time	Score	Canada		Action	United States	
		FIRST HALF			FIRST HALF				FIRST HALF				
20:00		8 - JOHNSON Joey		Player IN			11:30		10 - HALL Ken		Assist		
20:00		9 - NORTON Ross		Player IN			11:15				Player OUT	5 - JUETTE Melvin Sean	
20:00		10 - HALL Ken		Player IN			11:15				Player IN	10 - SCHLAPPI Mike Palmer	
20:00		11 - BORISOFF Jaimie		Player IN			11:03				2 Pt. Miss	10 - SCHLAPPI Mike Palmer	
20:00		12 - ANDERSON Patrick		Player IN			11:02		8 - JOHNSON Joey		Defens.Rebound		
20:00				Player IN	5 - JUETTE Melvin Sean		10:46		8 - JOHNSON Joey		2 Pt. Miss		
20:00				Player IN	7 - GILL JR Chuck		10:44		8 - JOHNSON Joey		Offens.Rebound		
20:00				Player IN	9 - WALLER William Henry		10:44		8 - JOHNSON Joey		2 Pt. Miss		
20:00				Player IN	11 - SCHULTE Paul		10:41		8 - JOHNSON Joey		Offens.Rebound		
20:00				Player IN	14 - JOHNSON Larry		10:39	16-8	10 - HALL Ken		2 Pt. in the paint		
19:46		10 - HALL Ken		Turnover			10:39		8 - JOHNSON Joey		Assist		
19:27	0-2			2 Pt. MADE	7 - GILL JR Chuck		10:23				Turnover	11 - SCHULTE Paul	
19:27				Assist	5 - JUETTE Melvin Sean		10:06	18-8	10 - HALL Ken		2 Pt. in the paint		
19:01		8 - JOHNSON Joey		2 Pt. Miss			10:06		11 - BORISOFF Jaimie		Assist		
18:59				Defens.Rebound	7 - GILL JR Chuck		9:50				2 Pt. Miss	11 - SCHULTE Paul	
18:45	0-4			2 Pt. MADE	7 - GILL JR Chuck		9:49		11 - BORISOFF Jaimie		Defens.Rebound		
18:45				Assist	5 - JUETTE Melvin Sean		9:37		8 - JOHNSON Joey		2 Pt. Miss		
18:15		11 - BORISOFF Jaimie		2 Pt. Miss			9:35				Defens.Rebound	11 - SCHULTE Paul	
18:09		10 - HALL Ken		Offens.Rebound			9:19		10 - HALL Ken (P1,T1)		Foul		
18:09	2-4	10 - HALL Ken		Tap MADE			9:07		9 - NORTON Ross		Steal		
17:56				2 Pt. Miss	14 - JOHNSON Larry		9:07				Turnover	9 - WALLER William Henry	
17:53		8 - JOHNSON Joey		Defens.Rebound			9:07				Foul	9 - WALLER William Henry (P2,T3)	
17:35	4-4	11 - BORISOFF Jaimie		2 Pt. MADE			8:38	20-8	12 - ANDERSON Patrick		2 Pt. in the paint		
17:35		8 - JOHNSON Joey		Assist			8:38		9 - NORTON Ross		Assist		
17:16				Offensive Foul	7 - GILL JR Chuck (P1,T1)		8:11		12 - ANDERSON Patrick		Steal		
17:16				Turnover	7 - GILL JR Chuck		8:09				Turnover	10 - SCHLAPPI Mike Palmer	
17:02		10 - HALL Ken		Turnover			8:02				Time Out	United States	
16:51				2 Pt. Miss	5 - JUETTE Melvin Sean		8:02				Player OUT	7 - GILL JR Chuck	
16:48		8 - JOHNSON Joey		Defens.Rebound			8:02				Player IN	15 - GLASBRENNER J.J.	
16:29	6-4	12 - ANDERSON Patrick		2 Pt. MADE			8:02				Player OUT	14 - JOHNSON Larry	
16:10				2 Pt. Miss	5 - JUETTE Melvin Sean		8:02				Player IN	5 - JUETTE Melvin Sean	
16:08		9 - NORTON Ross		Defens.Rebound			7:48	22-8	8 - JOHNSON Joey		2 Pt. in the paint		
15:43				Steal	14 - JOHNSON Larry		7:48		10 - HALL Ken		Assist		
15:40		9 - NORTON Ross		Turnover			7:30				Offensive Foul	15 - GLASBRENNER J.J. (P1,T4)	
15:22	6-6			2 Pt. MADE	11 - SCHULTE Paul		7:30				Turnover	15 - GLASBRENNER J.J.	
15:22				Assist	7 - GILL JR Chuck		7:09	24-8	8 - JOHNSON Joey		2 Pt. in the paint		
15:05				Foul	9 - WALLER William Henry (P1,T2)		7:09		12 - ANDERSON Patrick		Assist		
14:55		10 - HALL Ken		2 Pt. Miss			6:39	24-10			2 Pt. in the paint	15 - GLASBRENNER J.J.	
14:49				Block Shot	11 - SCHULTE Paul		6:39				Assist	11 - SCHULTE Paul	
14:47				Defens.Rebound	9 - WALLER William Henry		6:19	26-10	10 - HALL Ken		2 Pt. MADE		
14:41				Turnover	11 - SCHULTE Paul		6:06		12 - ANDERSON Patrick (P1,T2)		Foul		
14:26	8-6	10 - HALL Ken		2 Pt. MADE			6:06		9 - NORTON Ross		Player OUT		
14:26		12 - ANDERSON Patrick		Assist			6:06		5 - HENDERSON Roy		Player IN		
14:12				2 Pt. Miss	14 - JOHNSON Larry		6:06	26-11			Free Th. MADE	11 - SCHULTE Paul	
14:09		8 - JOHNSON Joey		Defens.Rebound			6:06				Free Th. Miss	11 - SCHULTE Paul	
13:54	10-6	12 - ANDERSON Patrick		2 Pt. in the paint			6:01		5 - HENDERSON Roy		Defens.Rebound		
13:54		10 - HALL Ken		Assist			5:59		5 - HENDERSON Roy		Turnover		
13:22	10-8			2 Pt. MADE	14 - JOHNSON Larry		5:56				Steal	11 - SCHULTE Paul	
13:22				Assist	7 - GILL JR Chuck		5:54				2 Pt. Miss	11 - SCHULTE Paul	
12:59		12 - ANDERSON Patrick		2 Pt. Miss			5:50				Offens.Rebound	9 - WALLER William Henry	
12:56				Defens.Rebound	7 - GILL JR Chuck		5:39		8 - JOHNSON Joey (P1,T3)		Foul		
12:32				2 Pt. Miss	14 - JOHNSON Larry		5:39		Canada		Time Out		
12:30		8 - JOHNSON Joey		Defens.Rebound			5:23		5 - HENDERSON Roy (P1,T4)		Foul		
12:17	12-8	8 - JOHNSON Joey		2 Pt. in the paint			5:20		5 - HENDERSON Roy (P2,T5)		Foul		
11:57				2 Pt. Miss	5 - JUETTE Melvin Sean		5:20	26-12			Free Th. MADE	9 - WALLER William Henry	
11:55		8 - JOHNSON Joey		Defens.Rebound			5:20				Free Th. Miss	9 - WALLER William Henry	
11:30	14-8	8 - JOHNSON Joey		2 Pt. in the paint			5:18				Offens.Rebound	11 - SCHULTE Paul	

Wheelchair Basketball

MEN PRELIMINARY GROUP A PLAY BY PLAY



MON 23 OCT 2000

SYDNEY SUPERDOME

Time	Score	Canada	Action	United States	Time	Score	Canada	Action	United States
FIRST HALF					SECOND HALF				
5:09		11 - BORISOFF Jaimie (P1,T6)	Foul		20:00			Player IN	14 - JOHNSON Larry
5:09		5 - HENDERSON Roy	Player OUT		20:00			Player IN	15 - GLASBRENNER J.J.
5:09		9 - NORTON Ross	Player IN		20:00	10 - HALL Ken		Player IN	
4:51	26-14		2 Pt. in the paint	11 - SCHULTE Paul	19:47	31-28		2 Pt. in the paint	15 - GLASBRENNER J.J.
4:51		10 - HALL Ken (P2,T7)	Foul		19:47			Assist	11 - SCHULTE Paul
4:51	26-15		Free Th. MADE	11 - SCHULTE Paul	19:47		12 - ANDERSON Patrick (P2,T1)	Foul	
4:33		9 - NORTON Ross	2 Pt. Miss		19:47			Free Th. Miss	15 - GLASBRENNER J.J.
4:31			Defens.Rebound	9 - WALLER William Henry	19:43		8 - JOHNSON Joey	Defens.Rebound	
4:14			2 Pt. Miss	10 - SCHLAPPI Mike Palmer	19:20	33-28	11 - BORISOFF Jaimie	2 Pt. in the paint	
4:13		8 - JOHNSON Joey	Defens.Rebound		19:20		10 - HALL Ken	Assist	
3:45		11 - BORISOFF Jaimie	Turnover		19:02			Offensive Foul	15 - GLASBRENNER J.J. (P2,T1)
3:35			2 Pt. Miss	5 - JUETTE Melvin Sean	19:02			Turnover	15 - GLASBRENNER J.J.
3:33		10 - HALL Ken	Defens.Rebound		18:39	35-28	12 - ANDERSON Patrick	2 Pt. MADE	
3:30			Foul	9 - WALLER William Henry (P3,T5)	18:19			2 Pt. Miss	10 - SCHLAPPI Mike Palmer
3:30		8 - JOHNSON Joey	Player OUT		18:15		12 - ANDERSON Patrick	Defens.Rebound	
3:30		4 - DUREPOS Dave	Player IN		18:06			Foul	11 - SCHULTE Paul (P1,T2)
3:30			Player OUT	9 - WALLER William Henry	18:06	36-28	8 - JOHNSON Joey	Free Th. MADE	
3:30			Player IN	12 - KILEY David Paul	18:06	37-28	8 - JOHNSON Joey	Free Th. MADE	
3:30		9 - NORTON Ross	Player OUT		17:44			2 Pt. Miss	8 - HERNANDEZ William
3:30		15 - PETER Richard	Player IN		17:42		10 - HALL Ken	Defens.Rebound	
3:13	28-15	15 - PETER Richard	2 Pt. MADE		17:33			Steal	10 - SCHLAPPI Mike Palmer
3:00			Offensive Foul	12 - KILEY David Paul (P1,T6)	17:33		9 - NORTON Ross	Turnover	
3:00			Turnover	12 - KILEY David Paul	17:33		12 - ANDERSON Patrick (P3,T2)	Foul	
2:44	30-15	15 - PETER Richard	2 Pt. in the paint		17:28		12 - ANDERSON Patrick	Steal	
2:44		12 - ANDERSON Patrick	Assist		17:26			Turnover	8 - HERNANDEZ William
2:44			Foul	12 - KILEY David Paul (P2,T7)	17:19		11 - BORISOFF Jaimie	2 Pt. Miss	
2:44	31-15	15 - PETER Richard	Free Th. MADE		17:18			Defens.Rebound	11 - SCHULTE Paul
2:26			2 Pt. Miss	5 - JUETTE Melvin Sean	17:18		11 - BORISOFF Jaimie (P2,T3)	Foul	
2:26		4 - DUREPOS Dave	Block Shot		17:18			Player OUT	10 - SCHLAPPI Mike Palmer
2:16	31-17		2 Pt. in the paint	15 - GLASBRENNER J.J.	17:18			Player IN	9 - WALLER William Henry
2:16			Assist	5 - JUETTE Melvin Sean	17:18			Player OUT	8 - HERNANDEZ William
2:16		15 - PETER Richard (P1,T8)	Foul		17:18			Player IN	4 - BARBER Eric
2:16			Free Th. Miss	15 - GLASBRENNER J.J.	16:56			2 Pt. Miss	11 - SCHULTE Paul
2:14			Offens.Rebound	15 - GLASBRENNER J.J.	16:56		12 - ANDERSON Patrick	Defens.Rebound	
2:08		10 - HALL Ken (P3,T9)	Foul		16:32		10 - HALL Ken	Turnover	
2:08			Free Th. Miss	15 - GLASBRENNER J.J.	16:17		8 - JOHNSON Joey (P2,T4)	Foul	
2:08			Free Th. Miss	15 - GLASBRENNER J.J.	16:17			Free Th. Miss	15 - GLASBRENNER J.J.
2:05		12 - ANDERSON Patrick	Defens.Rebound		16:17	37-29		Free Th. MADE	15 - GLASBRENNER J.J.
1:56		12 - ANDERSON Patrick	3 Pt. Miss		15:58	39-29	11 - BORISOFF Jaimie	2 Pt. in the paint	
1:54			Defens.Rebound	15 - GLASBRENNER J.J.	15:58		8 - JOHNSON Joey	Assist	
1:28	31-19		2 Pt. in the paint	11 - SCHULTE Paul	15:29			2 Pt. Miss	15 - GLASBRENNER J.J.
1:28		15 - PETER Richard (P2,T10)	Foul		15:26			Offens.Rebound	4 - BARBER Eric
1:28		10 - HALL Ken	Player OUT		15:11			2 Pt. Miss	14 - JOHNSON Larry
1:28		9 - NORTON Ross	Player IN		15:10		12 - ANDERSON Patrick	Defens.Rebound	
1:28	31-20		Free Th. MADE	11 - SCHULTE Paul	14:40		12 - ANDERSON Patrick	2 Pt. Miss	
1:17		9 - NORTON Ross (P1,T11)	Offensive Foul		14:38		8 - JOHNSON Joey	Offens.Rebound	
1:17		9 - NORTON Ross	Turnover		14:38			Foul	11 - SCHULTE Paul (P2,T3)
1:06			2 Pt. Miss	15 - GLASBRENNER J.J.	14:32		11 - BORISOFF Jaimie	2 Pt. Miss	
1:05			Offens.Rebound	15 - GLASBRENNER J.J.	14:30			Defens.Rebound	14 - JOHNSON Larry
1:05		15 - PETER Richard (P3,T12)	Foul		14:14			2 Pt. Miss	4 - BARBER Eric
1:05			Free Th. Miss	15 - GLASBRENNER J.J.	14:10		10 - HALL Ken	Defens.Rebound	
1:05	31-21		Free Th. MADE	15 - GLASBRENNER J.J.	13:54		12 - ANDERSON Patrick	2 Pt. Miss	
0:44		4 - DUREPOS Dave	3 Pt. Miss		13:53			Defens.Rebound	9 - WALLER William Henry
0:42			Defens.Rebound	11 - SCHULTE Paul	13:53		8 - JOHNSON Joey (P3,T5)	Foul	
0:31	31-23		2 Pt. in the paint	15 - GLASBRENNER J.J.	13:37	39-31		2 Pt. MADE	11 - SCHULTE Paul
0:31			Assist	10 - SCHLAPPI Mike Palmer	13:26			Foul	14 - JOHNSON Larry (P1,T4)
0:06		15 - PETER Richard	2 Pt. Miss		13:03			Steal	15 - GLASBRENNER J.J.
0:05			Defens.Rebound	12 - KILEY David Paul	13:02		11 - BORISOFF Jaimie	Turnover	
0:00			Fast Break	United States	12:59			Offensive Foul	11 - SCHULTE Paul (P3,T5)
0:00	31-26		3 Pt. MADE	11 - SCHULTE Paul	12:59			Turnover	11 - SCHULTE Paul
0:00			Assist	5 - JUETTE Melvin Sean	12:47			Foul	14 - JOHNSON Larry (P2,T6)
SECOND HALF					SECOND HALF				
20:00		8 - JOHNSON Joey	Player IN		12:47		8 - JOHNSON Joey	Player OUT	
20:00		9 - NORTON Ross	Player IN		12:47		6 - TREUER James	Player IN	
20:00		11 - BORISOFF Jaimie	Player IN		12:47		10 - HALL Ken	Free Th. Miss	
20:00		12 - ANDERSON Patrick	Player IN		12:47		10 - HALL Ken	Free Th. Miss	
20:00			Player IN	8 - HERNANDEZ William	12:45			Defens.Rebound	15 - GLASBRENNER J.J.
20:00			Player IN	10 - SCHLAPPI Mike Palmer	12:35	39-33		2 Pt. in the paint	15 - GLASBRENNER J.J.
20:00			Player IN	11 - SCHULTE Paul	12:22	41-33	12 - ANDERSON Patrick	2 Pt. MADE	
20:00			Player IN		12:07			2 Pt. Miss	11 - SCHULTE Paul

Wheelchair Basketball

Wheelchair Basketball

Wheelchair Basketball

Wheelchair Basketball

MEN PRELIMINARY GROUP A PLAY BY PLAY



MON 23 OCT 2000

SYDNEY SUPERDOME

Time	Score	Canada	Action	United States	Time	Score	Canada	Action	United States
SECOND HALF					SECOND HALF				
12:05		12 - ANDERSON Patrick	Defens.Rebound		5:16		10 - HALL Ken	Player OUT	
11:57	43-33	6 - TREUER James	2 Pt. in the paint		5:16		4 - DUREPOS Dave	Player IN	
11:31			2 Pt. Miss	9 - WALLER William Henry	5:16		8 - JOHNSON Joey	Player OUT	
11:29		12 - ANDERSON Patrick	Defens.Rebound		5:16		12 - ANDERSON Patrick	Player IN	
11:06		11 - BORISOFF Jaimie	Turnover		5:16		6 - TREUER James	Player OUT	
11:06		9 - NORTON Ross (P2,T6)	Foul		5:16		15 - PETER Richard	Player IN	
10:45			2 Pt. Miss	4 - BARBER Eric	4:48		12 - ANDERSON Patrick	Turnover	
10:38			Offens.Rebound	14 - JOHNSON Larry	4:45		11 - BORISOFF Jaimie (P3,T11)	Foul	
10:36			Turnover	14 - JOHNSON Larry	4:45	49-41		Free Th. MADE	14 - JOHNSON Larry
10:34		10 - HALL Ken (P4,T7)	Offensive Foul		4:45			Free Th. Miss	14 - JOHNSON Larry
10:34		10 - HALL Ken	Turnover		4:43			Offens.Rebound	14 - JOHNSON Larry
10:25	43-35		2 Pt. in the paint	15 - GLASBRENNER J.J.	4:36	49-43		2 Pt. in the paint	11 - SCHULTE Paul
9:59	45-35	12 - ANDERSON Patrick	2 Pt. in the paint		4:04		11 - BORISOFF Jaimie	2 Pt. Miss	
9:59		6 - TREUER James	Assist		4:01			Defens.Rebound	14 - JOHNSON Larry
9:26			2 Pt. Miss	11 - SCHULTE Paul	3:43		12 - ANDERSON Patrick	Steal	
9:24		12 - ANDERSON Patrick	Defens.Rebound		3:43			Turnover	11 - SCHULTE Paul
9:05	47-35	6 - TREUER James	2 Pt. MADE		3:43			Foul	14 - JOHNSON Larry (P4,T8)
9:05			Time Out	United States	3:43		15 - PETER Richard	Free Th. Miss	
8:43			2 Pt. Miss	9 - WALLER William Henry	3:43	50-43	15 - PETER Richard	Free Th. MADE	
8:40		10 - HALL Ken	Defens.Rebound		3:31			2 Pt. Miss	11 - SCHULTE Paul
8:39		10 - HALL Ken	Turnover		3:30		12 - ANDERSON Patrick	Defens.Rebound	
8:30	47-37		2 Pt. MADE	4 - BARBER Eric	3:05		12 - ANDERSON Patrick	2 Pt. Miss	
8:30			Assist	11 - SCHULTE Paul	3:03		12 - ANDERSON Patrick	Offens.Rebound	
8:22		9 - NORTON Ross (P3,T8)	Offensive Foul		2:49		4 - DUREPOS Dave	2 Pt. Miss	
8:22		9 - NORTON Ross	Turnover		2:44			Defens.Rebound	14 - JOHNSON Larry
8:12			2 Pt. Miss	11 - SCHULTE Paul	2:44		15 - PETER Richard	Steal	
8:10		6 - TREUER James	Defens.Rebound		2:44			Turnover	14 - JOHNSON Larry
8:08		12 - ANDERSON Patrick (P4,T9)	Offensive Foul		2:44	52-43	4 - DUREPOS Dave	2 Pt. in the paint	
8:08		12 - ANDERSON Patrick	Turnover		2:44		15 - PETER Richard	Assist	
7:48		6 - TREUER James (P1,T10)	Foul		2:44			Time Out	United States
7:48		12 - ANDERSON Patrick	Player OUT		2:33		4 - DUREPOS Dave (P1,T12)	Foul	
7:48		8 - JOHNSON Joey	Player IN		2:33			Free Th. Miss	15 - GLASBRENNER J.J.
7:48			Free Th. Miss	9 - WALLER William Henry	2:33			Free Th. Miss	15 - GLASBRENNER J.J.
7:48	47-38		Free Th. MADE	9 - WALLER William Henry	2:02	54-43	12 - ANDERSON Patrick	2 Pt. MADE	
7:35			Steal	9 - WALLER William Henry	1:39			Offensive Foul	15 - GLASBRENNER J.J. (P3,T9)
7:33		9 - NORTON Ross	Turnover		1:39			Turnover	15 - GLASBRENNER J.J.
7:30			2 Pt. Miss	11 - SCHULTE Paul	1:27			Foul	14 - JOHNSON Larry (P5,T10)
7:28		6 - TREUER James	Defens.Rebound		1:27			Player OUT	14 - JOHNSON Larry
7:07	49-38	6 - TREUER James	2 Pt. in the paint		1:27		12 - ANDERSON Patrick	Player IN	8 - HERNANDEZ William
6:55	49-40		2 Pt. MADE	14 - JOHNSON Larry	1:27		12 - ANDERSON Patrick	Free Th. Miss	
6:29		8 - JOHNSON Joey	Turnover		1:27		12 - ANDERSON Patrick	Free Th. Miss	
6:12			2 Pt. Miss	14 - JOHNSON Larry	1:25			Defens.Rebound	15 - GLASBRENNER J.J.
6:09			Offens.Rebound	9 - WALLER William Henry	1:18			Fast Break	United States
6:08			2 Pt. Miss	9 - WALLER William Henry	1:18	54-45		2 Pt. MADE	11 - SCHULTE Paul
6:06		9 - NORTON Ross	Defens.Rebound		0:52	56-45	12 - ANDERSON Patrick	2 Pt. in the paint	
5:59		6 - TREUER James	Turnover		0:52		4 - DUREPOS Dave	Assist	
5:44			Turnover	4 - BARBER Eric	0:34			3 Pt. Miss	11 - SCHULTE Paul
5:28		8 - JOHNSON Joey	2 Pt. Miss		0:31			Foul	9 - WALLER William Henry (P4,T11)
5:25		6 - TREUER James	Offens.Rebound		0:31	57-45	12 - ANDERSON Patrick	Free Th. MADE	
5:23		6 - TREUER James	2 Pt. Miss		0:31	58-45	12 - ANDERSON Patrick	Free Th. MADE	
5:20			Defens.Rebound	15 - GLASBRENNER J.J.	0:31			Turnover	8 - HERNANDEZ William
5:16			Offensive Foul	14 - JOHNSON Larry (P3,T7)	0:01		12 - ANDERSON Patrick	Turnover	
5:16			Turnover	14 - JOHNSON Larry	0:00			3 Pt. Miss	9 - WALLER William Henry
5:16		Canada	Time Out		0:00			END of PERIOD	

Wheelchair Basketball

Wheelchair Basketball

Wheelchair Basketball

Wheelchair Basketball

PRNWB0000011F.00073 00102319:43V02OC

MEN PRELIMINARY GROUP A MATCH RESULTS



MON 23 OCT 2000

SYDNEY SUPERDOME

Match No: 41

CAN 31 vs 26 USA

Start Time: 19:00

Attendance:

Referees: OTTO Jorg-ulich (GER)
WALLAART Edwin (NED)

DEWELL Ross (AUS)

FIRST HALF

Scoring by 5 min intervals: **CAN**
USA

6	18	26	31
6	8	12	26

Canada (CAN)

No.	Name	MIN	PTS	Field Goals		2 Points		3 Points		Free Throws		Rebounds			AS	ST	TO	BS	PF
				M/A	%	M/A	%	M/A	%	M/A	%	OR	DR	TOT					
4	DUREPOS Dave	03:30		0/1	0.0			0/1	0.0									1	
5	HENDERSON Roy	00:57											1	1					2
6	TREUER James																		
7	DENNIS Jeff																		
* 8	JOHNSON Joey	16:30	8	4/8	50.0	4/8	50.0					2	7	9	2				1
* 9	NORTON Ross	17:01		0/1	0.0	0/1	0.0						1	1	1	1	2		1
* 10	HALL Ken	18:32	10	5/6	83.3	5/6	83.3					1	1	2	3		2		3
* 11	BORISOFF Jaimie	20:00	2	1/2	50.0	1/2	50.0						1	1	1		1		1
* 12	ANDERSON Patrick	20:00	6	3/5	60.0	3/4	75.0	0/1	0.0				1	1	3	1			1
13	STOUTENBURG Chris																		
14	GAERTNER Travis																		
15	PETER Richard	03:30	5	2/3	66.7	2/3	66.7			1/1	100.0								3
Team Coach																			
TOTALS			31	15/26	57.7	15/24	62.5	0/2	0.0	1/1	100.0	3	12	15	10	2	6	1	12
Coach		FROGLEY Michael																	
Assistant Coach		BOWES Paul									TONELLO Jerry								

United States of America (USA)

No.	Name	MIN	PTS	Field Goals		2 Points		3 Points		Free Throws		Rebounds			AS	ST	TO	BS	PF
				M/A	%	M/A	%	M/A	%	M/A	%	OR	DR	TOT					
4	BARBER Eric																		
* 5	JUETTE Melvin Sean	16:47		0/5	0.0	0/5	0.0								4				
6	TEW Steve																		
* 7	GILL JR Chuck	11:58	4	2/2	100.0	2/2	100.0						2	2	2		1		1
8	HERNANDEZ William																		
* 9	WALLER William Henry	16:30	1							1/2	50.0	1	2	3			1		3
10	SCHLAPPI Mike Palmer	11:15		0/2	0.0	0/2	0.0								1		1		
* 11	SCHULTE Paul	20:00	12	4/6	66.7	3/5	60.0	1/1	100.0	3/4	75.0	1	2	3	1	1	2	1	
12	KILEY David Paul	03:30											1	1			1		2
13	BELL Curtis																		
* 14	JOHNSON Larry	11:58	2	1/4	25.0	1/4	25.0									1			
15	GLASBRENNER Jeffrey James	08:02	7	3/4	75.0	3/4	75.0			1/5	20.0	2	1	3			1		1
Team Coach																			
TOTALS			26	10/23	43.5	9/22	40.9	1/1	100.0	5/11	45.5	4	8	12	8	2	7	1	7
Coach		BYRNES Dan																	
Assistant Coach		BURNS Frank									PHILLIPS Mo								

	CAN	USA
Points from Turnovers:	12	8
Biggest Lead:	16 (24-8)	4 (4-0)
Second Chance Points:	4	4
Lead Changes:	1	

	CAN	USA
Points in the Paint:	20	10
Biggest Scoring Run:	18-2 (24-8)	11-0 (26-31)
Fast Break Points:	3	
Times Tied:	2	

Legend:

MIN : Minutes Played **M/A** : Made/Attempts **%** : Shooting Percentage **OR** : Offensive Rebounds
DR : Defensive Rebounds **TOT** : Total Rebounds **AS** : Assist **ST** : Steals
TO : Turnovers **BS** : Blocked Shots **PF** : Fouls **PTS** : Points
HF : Half of Time **OT** : Over Time * : Starting/Initial

CORRECTION TO USA HALF TIME SCORE

CORRECTED

Wheelchair Basketball

PRNWB00000120.00073 00102320:28V030

MEN PRELIMINARY GROUP A MATCH RESULTS



MON 23 OCT 2000

SYDNEY SUPERDOME

Match No: 41

CAN 58 vs 45 USA

Start Time: 19:00

Attendance: 4518

Referees: OTTO Jorg-ulich (GER)
WALLAART Edwin (NED)

DEWELL Ross (AUS)

Scoring by 5 min intervals:		1.HF				2.HF			
CAN		6	18	26	31	39	43	49	58
USA		6	8	12	26	29	35	40	45

Canada (CAN)

No.	Name	MIN	PTS	Field Goals		2 Points		3 Points		Free Throws		Rebounds			AS	ST	TO	BS	PF
				M/A	%	M/A	%	M/A	%	M/A	%	OR	DR	TOT					
4	DUREPOS Dave	08:46	2	1/3	33.3	1/2	50.0	0/1	0.0						1			1	1
5	HENDERSON Roy	00:57											1	1		1			2
6	TREUER James	07:31	6	3/4	75.0	3/4	75.0					1	2	3	1		1		1
7	DENNIS Jeff																		
* 8	JOHNSON Joey	26:15	10	4/9	44.4	4/9	44.4			2/2	100.0	3	8	11	3		1		3
* 9	NORTON Ross	37:01		0/1	0.0	0/1	0.0						2	2	1	1	5		3
* 10	HALL Ken	33:16	10	5/6	83.3	5/6	83.3			0/2	0.0	1	4	5	4		5		4
* 11	BORISOFF Jaimie	40:00	6	3/7	42.9	3/7	42.9						1	1	1		3		3
* 12	ANDERSON Patrick	37:28	18	8/13	61.5	8/12	66.7	0/1	0.0	2/4	50.0	1	8	9	3	3	3		4
13	STOUTENBURG Chris																		
14	GAERTNER Travis																		
15	PETER Richard	08:46	6	2/3	66.7	2/3	66.7			2/3	66.7				1	1			3
Team Coach																			
TOTALS			58	26/46	56.5	26/44	59.1	0/2	0.0	6/11	54.5	6	26	32	15	5	19	1	24
Coach	FROGLEY Michael																		
Assistant Coach	BOWES Paul TONELLO Jerry																		

United States of America (USA)

No.	Name	MIN	PTS	Field Goals		2 Points		3 Points		Free Throws		Rebounds			AS	ST	TO	BS	PF
				M/A	%	M/A	%	M/A	%	M/A	%	OR	DR	TOT					
4	BARBER Eric	17:18	2	1/3	33.3	1/3	33.3					1		1			1		
* 5	JUETTE Melvin Sean	16:47		0/5	0.0	0/5	0.0								4				
6	TEW Steve																		
* 7	GILL JR Chuck	11:58	4	2/2	100.0	2/2	100.0						2	2	2		1		1
8	HERNANDEZ William	04:09		0/1	0.0	0/1	0.0										2		
* 9	WALLER William Henry	33:48	2	0/4	0.0	0/3	0.0	0/1	0.0	2/4	50.0	2	3	5		1	1		4
10	SCHLAPPI Mike Palmer	13:57		0/3	0.0	0/3	0.0								1	1	1		
* 11	SCHULTE Paul	40:00	18	7/16	43.8	6/14	42.9	1/2	50.0	3/4	75.0	1	3	4	3	1	4	1	3
12	KILEY David Paul	03:30											1	1			1		2
13	BELL Curtis																		
* 14	JOHNSON Larry	30:31	5	2/7	28.6	2/7	28.6			1/2	50.0	2	3	5		1	3		5
15	GLASBRENNER Jeffrey James	28:02	14	6/8	75.0	6/8	75.0			2/10	20.0	2	4	6		1	3		3
Team Coach																			
TOTALS			45	18/49	36.7	17/46	37.0	1/3	33.3	8/20	40.0	8	16	24	10	5	17	1	18
Coach	BYRNES Dan																		
Assistant Coach	BURNS Frank PHILLIPS Mo																		

	CAN	USA		CAN	USA
Points from Turnovers:	17	17	Points in the Paint:	34	18
Biggest Lead:	16 (24-8)	4 (4-0)	Biggest Scoring Run:	18-2 (24-8)	13-0 (28-31)
Second Chance Points:	4	6	Fast Break Points:		5
Lead Changes:	1		Times Tied:	2	

Legend:

MIN : Minutes Played **M/A** : Made/Attempts **%** : Shooting Percentage **OR** : Offensive Rebounds
DR : Defensive Rebounds **TOT** : Total Rebounds **AS** : Assist **ST** : Steals
TO : Turnovers **BS** : Blocked Shots **PF** : Fouls **PTS** : Points
HF : Half of Time **OT** : Over Time * : Starting/Initial

Wheelchair Basketball

PRNWB00000121.00084A 00102320:30V030

Canada (CAN)

After 5 Matches

No.	Name	G	MIN	MPG	PTS	PPG	Field Goals		2 Points		3 Points		Free Throws		Rebounds			AS	ST	TO	BS	PF
							M/A	%	M/A	%	M/A	%	M/A	%	OR	DR	TOT					
4	DUREPOS Dave	5	63:39	12:43	29	5.8	8/29	27.6	8/23	34.8	0/6	0.0	13/22	59.1	1	5	6	4	2	5	2	6
5	HENDERSON Roy	5	50:54	10:10	8	1.6	3/8	37.5	3/8	37.5			2/4	50.0	3	8	11		2	5		7
6	TREUER James	5	54:25	10:53	36	7.2	15/28	53.6	15/28	53.6			6/16	37.5	5	10	15	8		7		6
7	DENNIS Jeff	4	26:17	6:34	20	5.0	9/19	47.4	9/19	47.4			2/4	50.0	10	1	11	3	1	4		2
8	JOHNSON Joey	5	97:07	19:25	24	4.8	10/25	40.0	10/25	40.0			4/9	44.4	7	33	40	7	2	10	4	11
9	NORTON Ross	5	153:24	30:40	13	2.6	6/16	37.5	6/16	37.5			1/6	16.7	3	13	16	7	1	10		14
10	HALL Ken	5	134:14	26:50	22	4.4	11/19	57.9	11/19	57.9			0/4	0.0	3	12	15	11	1	13		5
11	BORISOFF Jaimie	5	114:09	22:49	14	2.8	6/14	42.9	6/14	42.9			2/4	50.0		6	6	9		3		10
12	ANDERSON Patrick	5	138:00	27:36	94	18.8	38/68	55.9	35/58	60.3	3/10	30.0	15/22	68.2	13	49	62	18	12	7	3	11
13	STOUTENBURG Chris	4	51:05	12:46	15	3.8	7/9	77.8	7/9	77.8			1/7	14.3	1	4	5			4		5
14	GAERTNER Travis	4	35:39	8:54	23	5.8	8/12	66.7	8/12	66.7			7/17	41.2		1	1	1		1		5
15	PETER Richard	5	81:07	16:13	29	5.8	10/21	47.6	10/20	50.0	0/1	0.0	9/15	60.0	3	5	8	6	4	4		15
Team/Coach																						
TOTALS					327	65.4	131/268	48.9	128/251	51.0	3/17	17.6	62/130	47.7	49	147	196	74	25	73	9	97
OPPONENTS					196	39.2	79/271	29.2	75/243	30.9	4/28	14.3	34/86	39.5	42	102	144	43	18	87	8	116

	CAN	OPPONENTS
Points from Turnovers	82	47
Points in the Paint	200	82
Second Chance Points	39	26
Fast Break Points	32	20

AVERAGES PER GAME

	CAN	OPPONENTS
Total Field Goals Made	26.2	15.8
2 Points Field Goals Made	25.6	15.0
3 Points Field Goals Made	0.6	0.8
Free Throws Made	12.4	6.8
Offensive Rebounds	9.8	8.4
Deffensive Rebounds	29.4	20.4
Total Rebounds	39.2	28.8
Assists	14.8	8.6
Steals	5.0	3.6
Turnovers	14.6	17.4
Blocked Shots	1.8	1.6
Fouls	19.4	23.2
Points from Turnovers	16.4	9.4
Points in the Paint	40.0	16.4
Second Chance Points	7.8	5.2
Fast Break Points	6.4	4.0

Legend:

G : Games Played	MIN : Minutes Played	MPG : Minutes Played per Game	PTS : Points
PPG : Points per Game	M/A : Made/Attempts	% : Shooting Percentage	OR : Offensive Rebounds
DR : Defensive Rebounds	TOT : Total Rebounds	AS : Assists	ST : Steals
TO : Turnovers	BS : Blocked Shots	PF : Fouls	

PRNWB00000122.00084A 00102320:30V030

United States of America (USA)

After 5 Matches

No.	Name	G	MIN	MPG	PTS	PPG	Field Goals		2 Points		3 Points		Free Throws		Rebounds			AS	ST	TO	BS	PF	
							M/A	%	M/A	%	M/A	%	M/A	%	OR	DR	TOT						
4	BARBER Eric	4	56:06	14:01	10	2.5	5/11	45.5	5/11	45.5					4		4	1		6			
5	JUETTE Melvin Sean	5	141:31	28:18	11	2.2	5/25	20.0	5/25	20.0			1/2	50.0	7	6	13	20	4	2		8	
6	TEW Steve	1	21:40	21:40	8	8.0	4/12	33.3	4/12	33.3			0/1	0.0	3	3	6	4		3	1		
7	GILL JR Chuck	4	78:45	19:41	36	9.0	17/26	65.4	17/26	65.4			2/5	40.0	2	15	17	7	2	6		4	
8	HERNANDEZ William	3	10:46	3:35	2	0.7	1/4	25.0	1/4	25.0										4			
9	WALLER William Henry	5	141:38	28:19	37	7.4	15/33	45.5	15/32	46.9	0/1	0.0	7/13	53.8	9	25	34	4	4	8	2	12	
10	SCHLAPPI Mike Palmer	5	109:01	21:48	20	4.0	7/20	35.0	7/20	35.0			6/11	54.5		12	12	10	5	4		3	
11	SCHULTE Paul	5	163:29	32:41	73	14.6	28/55	50.9	26/50	52.0	2/5	40.0	15/28	53.6	3	16	19	27	5	13	1	10	
12	KILEY David Paul	5	52:54	10:34	16	3.2	6/17	35.3	5/16	31.3	1/1	100.0	3/4	75.0	4	10	14	3	1	6		5	
13	BELL Curtis	3	23:58	7:59	6	2.0	2/9	22.2	2/9	22.2			2/2	100.0	3	3	6	2	2	3		2	
14	JOHNSON Larry	5	115:32	23:06	45	9.0	20/39	51.3	20/39	51.3			5/9	55.6	5	16	21	7	5	8		11	
15	GLASBRENNER Jeffrey James	5	109:40	21:56	70	14.0	31/42	73.8	31/42	73.8			8/34	23.5	9	33	42	1	6	10		5	
Team/Coach																							
TOTALS					334	66.8	141/293	48.1	138/286	48.3	3/7	42.9	49/109	45.0	49	139	188	86	34	73	4	60	
OPPONENTS					238	47.6	106/290	36.6	99/261	37.9	7/29	24.1	19/40	47.5	40	112	152	60	18	92	7	110	

	USA	OPPONENTS
Points from Turnovers	93	59
Points in the Paint	208	126
Second Chance Points	48	22
Fast Break Points	51	12

AVERAGES PER GAME

	USA	OPPONENTS
Total Field Goals Made	28.2	21.2
2 Points Field Goals Made	27.6	19.8
3 Points Field Goals Made	0.6	1.4
Free Throws Made	9.8	3.8
Offensive Rebounds	9.8	8.0
Deffensive Rebounds	27.8	22.4
Total Rebounds	37.6	30.4
Assists	17.2	12.0
Steals	6.8	3.6
Turnovers	14.6	18.4
Blocked Shots	0.8	1.4
Fouls	12.0	22.0
Points from Turnovers	18.6	11.8
Points in the Paint	41.6	25.2
Second Chance Points	9.6	4.4
Fast Break Points	10.2	2.4

Legend:

G : Games Played	MIN : Minutes Played	MPG : Minutes Played per Game	PTS : Points
PPG : Points per Game	M/A : Made/Attempts	% : Shooting Percentage	OR : Offensive Rebounds
DR : Defensive Rebounds	TOT : Total Rebounds	AS : Assists	ST : Steals
TO : Turnovers	BS : Blocked Shots	PF : Fouls	

PRNWB00000123.00073 00102321:51V010

Match No: 42

AUS 28 vs 25 NED

Start Time: 21:00

Attendance:

Referees: ESHENKO Vladimer (CAN)
CAMPOS PERIS Sergio (ESP)

RAMOT Itzhack (ISR)

FIRST HALF

Scoring by 5 min intervals: **AUS**
NED

5	13	26	28
9	15	18	25

Australia (AUS)

No.	Name	MIN	PTS	Field Goals		2 Points		3 Points		Free Throws		Rebounds			AS	ST	TO	BS	PF
				M/A	%	M/A	%	M/A	%	M/A	%	OR	DR	TOT					
4	PORTER Shane	07:43	2	1/1	100.0	1/1	100.0					1	1				1		3
* 5	SACHS Troy	16:46	9	1/9	11.1	1/8	12.5	0/1	0.0	7/10	70.0	4	6	10	4	1	6		3
6	GOULD David																		
* 7	BLYTHE Sandy	20:00	8	3/6	50.0	3/6	50.0			2/4	50.0	3	4	7	1	1			1
8	GROENEWEGEN Shaun	08:14	5	1/3	33.3	0/1	0.0	1/2	50.0	2/2	100.0		2	2			1		4
9	McFAWN Michael																		
* 10	MORRIS Nick	11:04										1	1	2	1				2
* 11	HEWSON Gerry	11:46													1		1	1	1
12	QUINN Brook	01:13		0/1	0.0	0/1	0.0						1	1					1
13	ANDREWS Troy																		
14	KING Adrian	09:27	2	1/3	33.3	1/3	33.3												2
* 15	NESS Brad	13:47	2	1/5	20.0	1/5	20.0			0/6	0.0	1	5	6		1			2
Team Coach																			
TOTALS			28	8/28	28.6	7/25	28.0	1/3	33.3	11/22	50.0	9	20	29	7	3	9	1	19
Coach		TURNER Bob																	
Assistant Coach		OLIVER Richard WALKER Michael																	

Netherlands (NED)

No.	Name	MIN	PTS	Field Goals		2 Points		3 Points		Free Throws		Rebounds			AS	ST	TO	BS	PF
				M/A	%	M/A	%	M/A	%	M/A	%	OR	DR	TOT					
4	OOSTERBOSCH Mario											1	1	2					1
5	DETTMER Ruud	11:33		0/2	0.0	0/2	0.0												3
* 6	de ROOIJ Anton	16:39		0/3	0.0	0/3	0.0												3
* 7	JEBARI Mustafa	11:48	4	2/3	66.7	2/3	66.7			0/2	0.0	1	2	3	1		2		2
8	van GENT Arie																		
* 9	de GOEDE Frank	03:11																	1
* 10	van der LINDEN Gert Jan	20:00	8	2/7	28.6	1/2	50.0	1/5	20.0	3/6	50.0		4	4	4	1	2		1
11	't LAM Wim	04:11	1							1/2	50.0		1	1					1
* 12	JANSENS Koen	14:56	7	3/7	42.9	3/7	42.9			1/4	25.0	2	3	5		1	1	1	4
13	MARTENS Rene	08:37	1	0/1	0.0	0/1	0.0			1/2	50.0						1		2
14	van de BUNTE Kees																		
15	van der WERF Kornelis	09:05	4	1/4	25.0	1/4	25.0			2/6	33.3	2	3	5			1		3
Team Coach																			
TOTALS			25	8/27	29.6	7/22	31.8	1/5	20.0	8/22	36.4	6	14	20	5	2	7	1	17
Coach		VERHEUVEL Rob																	
Assistant Coach		VERGOOSSEN Luc																	

	AUS	NED
Points from Turnovers:	8	4
Biggest Lead:	8 (26-18)	9 (15-6)
Second Chance Points:	4	3
Lead Changes:	2	

	AUS	NED
Points in the Paint:	12	8
Biggest Scoring Run:	15-2 (21-17)	13-2 (15-6)
Fast Break Points:		
Times Tied:	3	

Legend:

MIN : Minutes Played **M/A** : Made/Attempts **%** : Shooting Percentage **OR** : Offensive Rebounds
DR : Defensive Rebounds **TOT** : Total Rebounds **AS** : Assist **ST** : Steals
TO : Turnovers **BS** : Blocked Shots **PF** : Fouls **PTS** : Points
HF : Half of Time **OT** : Over Time * : Starting/Initial

PRNWB00000124.00069 00102322:40V010

Match No: 42

AUS 47 vs 48 NED

Start Time: 21:00

Attendance: 5128

Referees: ESHENKO Vladimer (CAN)
CAMPOS PERIS Sergio (ESP)

RAMOT Itzhack (ISR)

Scoring by 5 min intervals:	AUS NED	1.HF				2.HF			
		5	13	26	28	37	39	45	47
		9	15	18	25	29	29	36	48

Time	Score	Australia		Action	Netherlands		Time	Score	Australia		Action	Netherlands	
		FIRST HALF			FIRST HALF				FIRST HALF				
20:00		5 - SACHS Troy		Player IN			14:24				Foul	12 - JANSSENS Koen (P1,T6)	
20:00		7 - BLYTHE Sandy		Player IN			14:19	5 - SACHS Troy			2 Pt. Miss		
20:00		10 - MORRIS Nick		Player IN			14:16	7 - BLYTHE Sandy			Offens.Rebound		
20:00		11 - HEWSON Gerry		Player IN			14:16				Foul	13 - MARTENS Rene (P1,T7)	
20:00		15 - NESS Brad		Player IN			14:16	5 - SACHS Troy			Free Th. Miss		
20:00				Player IN	6 - de ROOIJ Anton		14:16	6-11 5 - SACHS Troy			Free Th. MADE		
20:00				Player IN	7 - JEBARI Mustafa		14:04	6-13 5 - SACHS Troy (P1,T4)			2 Pt. in the paint	10 - van der LINDEN G.J.	
20:00				Player IN	9 - de GOEDE Frank		13:56	5 - SACHS Troy			Offensive Foul		
20:00				Player IN	10 - van der LINDEN G.J.		13:56	5 - SACHS Troy			Turnover		
20:00				Player IN	12 - JANSSENS Koen		13:56	Australia			Time Out		
19:50	2-0	7 - BLYTHE Sandy		2 Pt. in the paint			13:56				Player OUT	6 - de ROOIJ Anton	
19:50		10 - MORRIS Nick		Assist			13:56				Player IN	5 - DETTMER Ruud	
19:30				2 Pt. Miss	10 - van der LINDEN G.J.		13:45				2 Pt. Miss	7 - JEBARI Mustafa	
19:26				Offens.Rebound	7 - JEBARI Mustafa		13:44	15 - NESS Brad			Defens.Rebound		
19:16	2-2			2 Pt. MADE	7 - JEBARI Mustafa		13:35				Foul	13 - MARTENS Rene (P2,T8)	
18:56				Foul	6 - de ROOIJ Anton (P1,T1)		13:35	15 - NESS Brad			Free Th. Miss		
18:54	4-2	7 - BLYTHE Sandy		2 Pt. in the paint			13:35	15 - NESS Brad			Free Th. Miss		
18:54		11 - HEWSON Gerry		Assist			13:33				Defens.Rebound	5 - DETTMER Ruud	
18:44		11 - HEWSON Gerry (P1,T1)		Foul			13:07	6-15			2 Pt. in the paint	7 - JEBARI Mustafa	
18:38	4-4			2 Pt. MADE	12 - JANSSENS Koen		13:07				Assist	10 - van der LINDEN G.J.	
18:19		7 - BLYTHE Sandy		2 Pt. Miss			12:49	5 - SACHS Troy			2 Pt. Miss		
18:17				Defens.Rebound	12 - JANSSENS Koen		12:47				Defens.Rebound	12 - JANSSENS Koen	
18:07				Turnover	10 - van der LINDEN G.J.		12:32	10 - MORRIS Nick (P1,T5)			Foul		
17:50		15 - NESS Brad		2 Pt. Miss			12:32	10 - MORRIS Nick			Player OUT		
17:48				Defens.Rebound	10 - van der LINDEN G.J.		12:32	4 - PORTER Shane			Player IN		
17:43		15 - NESS Brad (P1,T2)		Foul			12:30				3 Pt. Miss	10 - van der LINDEN G.J.	
17:35	4-7			3 Pt. MADE	10 - van der LINDEN G.J.		12:27	5 - SACHS Troy			Defens.Rebound		
17:35				Assist	7 - JEBARI Mustafa		12:16	5 - SACHS Troy			Turnover		
17:17				Foul	6 - de ROOIJ Anton (P2,T2)		12:08				Offensive Foul	12 - JANSSENS Koen (P2,T9)	
17:13		5 - SACHS Troy		2 Pt. Miss			12:08				Turnover	12 - JANSSENS Koen	
17:11				Defens.Rebound	7 - JEBARI Mustafa		12:08	15 - NESS Brad			Player OUT		
16:52		15 - NESS Brad		Steal			12:08	8 - GROENEWEGEN Shaun			Player IN		
16:50				Turnover	7 - JEBARI Mustafa		12:08	11 - HEWSON Gerry			Player OUT		
16:49				Foul	9 - de GOEDE Frank (P1,T3)		12:08	14 - KING Adrian			Player IN		
16:49				Player OUT	9 - de GOEDE Frank		11:54				Foul	5 - DETTMER Ruud (P1,T10)	
16:49				Player IN	13 - MARTENS Rene		11:54	7-15 8 - GROENEWEGEN Shaun			Free Th. MADE		
16:37		11 - HEWSON Gerry		Turnover			11:54	8-15 8 - GROENEWEGEN Shaun			Free Th. MADE		
16:26	4-9			2 Pt. in the paint	12 - JANSSENS Koen		11:43	7 - BLYTHE Sandy			Steal		
16:26				Assist	10 - van der LINDEN G.J.		11:41				Turnover	10 - van der LINDEN G.J.	
16:12				Foul	7 - JEBARI Mustafa (P1,T4)		11:28	11-15 8 - GROENEWEGEN Shaun			3 Pt. MADE		
16:12				Time Out	Netherlands		11:28	7 - BLYTHE Sandy			Assist		
16:12		7 - BLYTHE Sandy		Free Th. Miss			11:01	7 - BLYTHE Sandy (P1,T6)			Foul		
16:12	5-9	7 - BLYTHE Sandy		Free Th. MADE			11:01				Free Th. Miss	7 - JEBARI Mustafa	
15:58				2 Pt. Miss	6 - de ROOIJ Anton		11:01				Free Th. Miss	7 - JEBARI Mustafa	
15:55		15 - NESS Brad		Defens.Rebound			10:58	5 - SACHS Troy			Defens.Rebound		
15:53		5 - SACHS Troy		2 Pt. Miss			10:47	13-15 14 - KING Adrian			2 Pt. in the paint		
15:51				Defens.Rebound	10 - van der LINDEN G.J.		10:47	5 - SACHS Troy			Assist		
15:30				Turnover	7 - JEBARI Mustafa		10:35	8 - GROENEWEGEN Shaun (P1,T7)			Foul		
15:15				Steal	12 - JANSSENS Koen		10:35				Time Out	Netherlands	
15:12		5 - SACHS Troy		Turnover			10:35				Player OUT	7 - JEBARI Mustafa	
15:03				2 Pt. Miss	12 - JANSSENS Koen		10:35				Player OUT	13 - MARTENS Rene	
15:01		15 - NESS Brad		Defens.Rebound			10:35				Player IN	6 - de ROOIJ Anton	
14:59				Foul	7 - JEBARI Mustafa (P2,T5)		10:35				Player IN	15 - van der WERF K.	
14:44		5 - SACHS Troy		3 Pt. Miss			10:31				3 Pt. Miss	10 - van der LINDEN G.J.	
14:44		15 - NESS Brad (P2,T3)		Foul			10:28				Offens.Rebound	12 - JANSSENS Koen	
14:34	5-11			2 Pt. MADE	12 - JANSSENS Koen		10:28				2 Pt. Miss	12 - JANSSENS Koen	
14:34				Assist	10 - van der LINDEN G.J.		10:26	8 - GROENEWEGEN Shaun			Defens.Rebound		

Wheelchair Basketball

Time	Score	Australia	Action	Netherlands	Time	Score	Australia	Action	Netherlands
FIRST HALF					FIRST HALF				
10:16			Steal	10 - van der LINDEN G.J.	5:55		5 - SACHS Troy	Free Th. Miss	
10:15		5 - SACHS Troy	Turnover		5:53		5 - SACHS Troy	Offens.Rebound	
9:53		5 - SACHS Troy (P2,T8)	Foul		5:53			Foul	15 - van der WERF K. (P1,T14)
9:53			Free Th. Miss	15 - van der WERF K.	5:53		15 - NESS Brad	Free Th. Miss	
9:53			Free Th. Miss	15 - van der WERF K.	5:53		15 - NESS Brad	Free Th. Miss	
9:50			Offens.Rebound	12 - JANSSENS Koen	5:51		5 - SACHS Troy	Offens.Rebound	
9:50			2 Pt. Miss	12 - JANSSENS Koen	5:51		5 - SACHS Troy	2 Pt. Miss	
9:48		5 - SACHS Troy	Defens.Rebound		5:50		5 - SACHS Troy	Offens.Rebound	
9:42		8 - GROENEWEGEN Shaun	Turnover		5:50			Foul	15 - van der WERF K. (P2,T15)
9:21			2 Pt. Miss	15 - van der WERF K.	5:50	23-18	5 - SACHS Troy	Free Th. MADE	
9:20			Offens.Rebound	15 - van der WERF K.	5:50	24-18	5 - SACHS Troy	Free Th. MADE	
9:20		14 - KING Adrian (P1,T9)	Foul		5:35			2 Pt. Miss	13 - MARTENS Rene
9:20			Free Th. Miss	15 - van der WERF K.	5:31		15 - NESS Brad	Defens.Rebound	
9:20			Free Th. Miss	15 - van der WERF K.	5:20	26-18	15 - NESS Brad	2 Pt. in the paint	
9:17		5 - SACHS Troy	Defens.Rebound		5:20		5 - SACHS Troy	Assist	
9:16			Foul	10 - van der LINDEN G.J. (P1,T11)	4:56			2 Pt. Miss	6 - de ROOIJ Anton
9:16	14-15	5 - SACHS Troy	Free Th. MADE		4:52		11 - HEWSON Gerry	Block Shot	
9:16		5 - SACHS Troy	Free Th. Miss		4:50		5 - SACHS Troy	Defens.Rebound	
9:13			Defens.Rebound	15 - van der WERF K.	4:49		4 - PORTER Shane (P3,T14)	Offensive Foul	
8:55			Turnover	15 - van der WERF K.	4:49		4 - PORTER Shane	Turnover	
8:44		8 - GROENEWEGEN Shaun	3 Pt. Miss		4:49			Player OUT	7 - JEBARI Mustafa
8:42			Player OUT	15 - van der WERF K.	4:49			Player IN	5 - DETTMER Ruud
8:42			Player IN	11 - 't LAM Wim	4:49		4 - PORTER Shane	Player OUT	
8:22		4 - PORTER Shane (P1,T10)	Foul		4:49		10 - MORRIS Nick	Player IN	
8:22			Free Th. Miss	12 - JANSSENS Koen	4:49			Player OUT	13 - MARTENS Rene
8:22	14-16		Free Th. MADE	12 - JANSSENS Koen	4:49			Player IN	12 - JANSSENS Koen
8:08	16-16	5 - SACHS Troy	2 Pt. MADE		4:49		Australia	Time Out	
7:50			2 Pt. Miss	12 - JANSSENS Koen	4:37	26-20		2 Pt. in the paint	15 - van der WERF K.
7:47		7 - BLYTHE Sandy	Defens.Rebound		4:37			Assist	10 - van der LINDEN G.J.
7:38		14 - KING Adrian	2 Pt. Miss		4:23		15 - NESS Brad	2 Pt. Miss	
7:37		7 - BLYTHE Sandy	Offens.Rebound		4:21			Block Shot	12 - JANSSENS Koen
7:37			Foul	12 - JANSSENS Koen (P3,T12)	4:19		10 - MORRIS Nick	Offens.Rebound	
7:37	17-16	7 - BLYTHE Sandy	Free Th. MADE		4:14		5 - SACHS Troy (P3,T15)	Offensive Foul	
7:37		7 - BLYTHE Sandy	Free Th. Miss		4:14		5 - SACHS Troy	Turnover	
7:35			Defens.Rebound	12 - JANSSENS Koen	4:03			3 Pt. Miss	10 - van der LINDEN G.J.
7:35		8 - GROENEWEGEN Shaun (P2,T11)	Foul		4:00		5 - SACHS Troy	Defens.Rebound	
7:35			Free Th. Miss	12 - JANSSENS Koen	3:44		5 - SACHS Troy	2 Pt. Miss	
7:35			Free Th. Miss	12 - JANSSENS Koen	3:42		5 - SACHS Troy	Offens.Rebound	
7:33		7 - BLYTHE Sandy	Defens.Rebound		3:39		15 - NESS Brad	2 Pt. Miss	
7:23	19-16	7 - BLYTHE Sandy	2 Pt. in the paint		3:37			Defens.Rebound	15 - van der WERF K.
7:23		5 - SACHS Troy	Assist		3:21			2 Pt. Miss	5 - DETTMER Ruud
7:12		4 - PORTER Shane (P2,T12)	Foul		3:19		15 - NESS Brad	Defens.Rebound	
7:12			Player OUT	12 - JANSSENS Koen	3:14			Foul	15 - van der WERF K. (P3,T16)
7:12			Player IN	13 - MARTENS Rene	3:14	27-20	5 - SACHS Troy	Free Th. MADE	
7:12			Player OUT	11 - 't LAM Wim	3:14	28-20	5 - SACHS Troy	Free Th. MADE	
7:12			Player IN	7 - JEBARI Mustafa	3:14		5 - SACHS Troy	Player OUT	
7:12			Player OUT	5 - DETTMER Ruud	3:14		8 - GROENEWEGEN Shaun	Player IN	
7:12			Player IN	15 - van der WERF K.	3:14		11 - HEWSON Gerry	Player OUT	
7:12			Free Th. Miss	10 - van der LINDEN G.J.	3:14		14 - KING Adrian	Player IN	
7:12	19-17		Free Th. MADE	10 - van der LINDEN G.J.	3:02			2 Pt. Miss	15 - van der WERF K.
7:03	21-17	4 - PORTER Shane	2 Pt. in the paint		2:59			Offens.Rebound	15 - van der WERF K.
7:03		5 - SACHS Troy	Assist		2:57			2 Pt. Miss	15 - van der WERF K.
6:48			3 Pt. Miss	10 - van der LINDEN G.J.	2:54		10 - MORRIS Nick	Defens.Rebound	
6:46		7 - BLYTHE Sandy	Defens.Rebound		2:41			Foul	12 - JANSSENS Koen (P4,T17)
6:31		5 - SACHS Troy	2 Pt. Miss		2:41			Player OUT	12 - JANSSENS Koen
6:29			Defens.Rebound	7 - JEBARI Mustafa	2:41			Player IN	11 - 't LAM Wim
6:23		8 - GROENEWEGEN Shaun (P3,T13)	Foul		2:41		15 - NESS Brad	Free Th. Miss	
6:23			Free Th. MADE	13 - MARTENS Rene	2:41		15 - NESS Brad	Free Th. Miss	
6:23			Free Th. Miss	13 - MARTENS Rene	2:36		10 - MORRIS Nick (P2,T16)	Foul	
6:20		4 - PORTER Shane	Defens.Rebound		2:36	28-21		Free Th. MADE	15 - van der WERF K.
6:14		5 - SACHS Troy	Turnover		2:36	28-22		Free Th. MADE	15 - van der WERF K.
6:02		5 - SACHS Troy	Steal		2:20		8 - GROENEWEGEN Shaun	2 Pt. Miss	
6:00			Turnover	13 - MARTENS Rene	2:19			Defens.Rebound	10 - van der LINDEN G.J.
5:55			Foul	6 - de ROOIJ Anton (P3,T13)	2:19		8 - GROENEWEGEN Shaun (P4,T17)	Foul	
5:55		8 - GROENEWEGEN Shaun	Player OUT		2:19	28-23		Free Th. MADE	10 - van der LINDEN G.J.
5:55		15 - NESS Brad	Player IN		2:19	28-24		Free Th. MADE	10 - van der LINDEN G.J.
5:55		14 - KING Adrian	Player OUT		2:04		7 - BLYTHE Sandy	2 Pt. Miss	
5:55		11 - HEWSON Gerry	Player IN		2:01			Defens.Rebound	15 - van der WERF K.
5:55	22-18	5 - SACHS Troy	Free Th. MADE		1:46			2 Pt. Miss	5 - DETTMER Ruud

Wheelchair Basketball

Wheelchair Basketball

Wheelchair Basketball

Wheelchair Basketball

Time	Score	Australia	Action	Netherlands	Time	Score	Australia	Action	Netherlands
FIRST HALF					SECOND HALF				
1:43		8 - GROENEWEGEN Shaun	Defens.Rebound		16:49		Australia	Fast Break	
1:19		14 - KING Adrian	2 Pt. Miss		16:48	37-29	7 - BLYTHE Sandy	2 Pt. in the paint	
1:17			Defens.Rebound	11 - 't LAM Wim	16:48		15 - NESS Brad	Assist	
1:13		14 - KING Adrian (P2,T18)	Foul		16:36		15 - NESS Brad (P3,T1)	Foul	
1:13		8 - GROENEWEGEN Shaun	Player OUT		16:32			2 Pt. Miss	7 - JEBARI Mustafa
1:13		10 - MORRIS Nick	Player OUT		16:30		15 - NESS Brad	Defens.Rebound	
1:13		11 - HEWSON Gerry	Player IN		16:10		5 - SACHS Troy	3 Pt. Miss	
1:13		12 - QUINN Brook	Player IN		16:08			Defens.Rebound	13 - MARTENS Rene
1:13			Free Th. Miss	10 - van der LINDEN G.J.	15:43			2 Pt. Miss	5 - DETTMER Ruud
1:13			Free Th. Miss	10 - van der LINDEN G.J.	15:41		15 - NESS Brad	Defens.Rebound	
1:10		7 - BLYTHE Sandy	Defens.Rebound		15:20		7 - BLYTHE Sandy	2 Pt. Miss	
0:55		12 - QUINN Brook	2 Pt. Miss		15:00			2 Pt. Miss	10 - van der LINDEN G.J.
0:53			Defens.Rebound	10 - van der LINDEN G.J.	14:59		5 - SACHS Troy	Defens.Rebound	
0:35			2 Pt. Miss	6 - de ROOIJ Anton	14:38		7 - BLYTHE Sandy	2 Pt. Miss	
0:32			Offens.Rebound	5 - DETTMER Ruud	14:36		5 - SACHS Troy	Offens.Rebound	
0:24		12 - QUINN Brook (P1,T19)	Foul		14:34		15 - NESS Brad	2 Pt. Miss	
0:24	28-25		Free Th. MADE	11 - 't LAM Wim	14:29			Defens.Rebound	5 - DETTMER Ruud
0:24			Free Th. Miss	11 - 't LAM Wim	14:25		7 - BLYTHE Sandy (P2,T2)	Foul	
0:20		12 - QUINN Brook	Defens.Rebound		14:04		15 - NESS Brad	Steal	
0:03		15 - NESS Brad	2 Pt. Miss		14:02			Turnover	13 - MARTENS Rene
0:00		7 - BLYTHE Sandy	Offens.Rebound		13:46		5 - SACHS Troy (P4,T3)	Offensive Foul	
0:00		7 - BLYTHE Sandy	2 Pt. Miss		13:46		5 - SACHS Troy	Turnover	
0:00		15 - NESS Brad	Offens.Rebound		13:46			Player OUT	11 - 't LAM Wim
SECOND HALF					SECOND HALF				
20:00		5 - SACHS Troy	Player IN		13:46			Player IN	15 - van der WERF K.
20:00		7 - BLYTHE Sandy	Player IN		13:17			2 Pt. Miss	15 - van der WERF K.
20:00		10 - MORRIS Nick	Player IN		13:15		5 - SACHS Troy	Defens.Rebound	
20:00		11 - HEWSON Gerry	Player IN		13:10			Foul	13 - MARTENS Rene (P3,T6)
20:00		15 - NESS Brad	Player IN		13:10		Australia	Time Out	
20:00			Player IN	5 - DETTMER Ruud	13:10		11 - HEWSON Gerry	Player OUT	
20:00			Player IN	6 - de ROOIJ Anton	13:10		5 - SACHS Troy	Player OUT	
20:00			Player IN	10 - van der LINDEN G.J.	13:10		8 - GROENEWEGEN Shaun	Player IN	
20:00			Player IN	11 - 't LAM Wim	13:10		14 - KING Adrian	Player IN	
20:00			Player IN	15 - van der WERF K.	13:04		10 - MORRIS Nick	Turnover	
19:40			2 Pt. Miss	15 - van der WERF K.	12:54			3 Pt. Miss	10 - van der LINDEN G.J.
19:37		7 - BLYTHE Sandy	Defens.Rebound		12:52		15 - NESS Brad	Defens.Rebound	
19:26			Steal	10 - van der LINDEN G.J.	12:35		14 - KING Adrian	Turnover	
19:25		7 - BLYTHE Sandy	Turnover		12:24			Turnover	7 - JEBARI Mustafa
19:05	28-27		2 Pt. in the paint	11 - 't LAM Wim	12:04		15 - NESS Brad	Turnover	
19:05			Assist	6 - de ROOIJ Anton	11:51			2 Pt. Miss	10 - van der LINDEN G.J.
18:49			Steal	10 - van der LINDEN G.J.	11:48		15 - NESS Brad	Defens.Rebound	
18:47		7 - BLYTHE Sandy	Turnover		11:30		10 - MORRIS Nick	Turnover	
18:30			2 Pt. Miss	10 - van der LINDEN G.J.	11:16		10 - MORRIS Nick (P3,T4)	Foul	
18:27		15 - NESS Brad	Defens.Rebound		11:12		7 - BLYTHE Sandy (P3,T5)	Foul	
18:20	30-27	5 - SACHS Troy	2 Pt. in the paint		11:12		10 - MORRIS Nick	Player OUT	
18:20		15 - NESS Brad	Assist		11:03		4 - PORTER Shane	Player IN	
18:20			Foul	11 - 't LAM Wim (P1,T1)	11:03			2 Pt. Miss	13 - MARTENS Rene
18:20	31-27	5 - SACHS Troy	Free Th. MADE		11:03		14 - KING Adrian	Defens.Rebound	
18:08			2 Pt. Miss	15 - van der WERF K.	11:03			Foul	5 - DETTMER Ruud (P2,T7)
18:05		15 - NESS Brad	Defens.Rebound		11:03			Player OUT	13 - MARTENS Rene
17:57			Foul	6 - de ROOIJ Anton (P4,T2)	11:03			Player IN	9 - de GOEDE Frank
17:48	33-27	5 - SACHS Troy	2 Pt. in the paint		10:50			Foul	9 - de GOEDE Frank (P2,T8)
17:48			Foul	15 - van der WERF K. (P4,T3)	10:50			Player OUT	5 - DETTMER Ruud
17:48			Player OUT	6 - de ROOIJ Anton	10:50			Player IN	6 - de ROOIJ Anton
17:48			Player OUT	15 - van der WERF K.	10:50	38-29	8 - GROENEWEGEN Shaun	Free Th. MADE	
17:48			Player IN	7 - JEBARI Mustafa	10:50	39-29	8 - GROENEWEGEN Shaun	Free Th. MADE	
17:48			Player IN	13 - MARTENS Rene	10:38		4 - PORTER Shane (P4,T6)	Foul	
17:48		5 - SACHS Troy	Free Th. Miss		10:21			3 Pt. Miss	10 - van der LINDEN G.J.
17:46		15 - NESS Brad	Offens.Rebound		10:19		8 - GROENEWEGEN Shaun	Defens.Rebound	
17:46		15 - NESS Brad	2 Pt. Miss		10:03		15 - NESS Brad	2 Pt. Miss	
17:45		15 - NESS Brad	Offens.Rebound		9:59			Defens.Rebound	15 - van der WERF K.
17:45			Foul	11 - 't LAM Wim (P2,T4)	9:56			2 Pt. Miss	9 - de GOEDE Frank
17:38			Foul	11 - 't LAM Wim (P3,T5)	9:56		7 - BLYTHE Sandy (P4,T7)	Technical Foul	
17:34	35-27	5 - SACHS Troy	2 Pt. MADE		9:56			Time Out	Netherlands
17:20	35-29		2 Pt. MADE	10 - van der LINDEN G.J.	9:56			Player OUT	9 - de GOEDE Frank
17:20			Assist	7 - JEBARI Mustafa	9:56			Player IN	12 - JANSSENS Koen
17:07		10 - MORRIS Nick	Turnover		9:56			Player OUT	7 - JEBARI Mustafa
16:57			3 Pt. Miss	10 - van der LINDEN G.J.	9:56		8 - GROENEWEGEN Shaun	Player IN	5 - DETTMER Ruud
16:55		15 - NESS Brad	Defens.Rebound		9:56		14 - KING Adrian	Player OUT	

Time	Score	Australia	Action	Netherlands	Time	Score	Australia	Action	Netherlands
SECOND HALF					SECOND HALF				
9:56		5 - SACHS Troy	Player IN		4:44			Offens.Rebound	15 - van der WERF K.
9:56		11 - HEWSON Gerry	Player IN		4:44	45-38		Tap MADE	15 - van der WERF K.
9:56			Free Th. Miss	10 - van der LINDEN G.J.	4:30		5 - SACHS Troy	2 Pt. Miss	
9:56	39-30		Free Th. MADE	10 - van der LINDEN G.J.	4:26		5 - SACHS Troy	Offens.Rebound	
9:29		11 - HEWSON Gerry	2 Pt. Miss		4:19		15 - NESS Brad	2 Pt. Miss	
9:26			Defens.Rebound	15 - van der WERF K.	4:16			Defens.Rebound	15 - van der WERF K.
9:00			2 Pt. Miss	12 - JANSENS Koen	4:13	45-40		2 Pt. in the paint	10 - van der LINDEN G.J.
8:58		15 - NESS Brad	Defens.Rebound		3:54			Foul	15 - van der WERF K. (P5,T10)
8:40	41-30	5 - SACHS Troy	2 Pt. in the paint		3:54			Player OUT	15 - van der WERF K.
8:40		7 - BLYTHE Sandy	Assist		3:54			Player IN	11 - 't LAM Wim
8:08	41-32		2 Pt. in the paint	10 - van der LINDEN G.J.	3:54	46-40	4 - PORTER Shane	Free Th. MADE	
7:47		15 - NESS Brad	Turnover		3:54	47-40	4 - PORTER Shane	Free Th. MADE	
7:37			2 Pt. Miss	15 - van der WERF K.	3:42	47-42		2 Pt. in the paint	12 - JANSENS Koen
7:33		7 - BLYTHE Sandy	Defens.Rebound		3:42			Assist	10 - van der LINDEN G.J.
7:23		7 - BLYTHE Sandy	2 Pt. Miss		3:17		5 - SACHS Troy	2 Pt. Miss	
7:21			Defens.Rebound	12 - JANSENS Koen	3:14			Defens.Rebound	12 - JANSENS Koen
7:05	41-34		2 Pt. MADE	10 - van der LINDEN G.J.	3:04	47-44		2 Pt. in the paint	12 - JANSENS Koen
6:35		7 - BLYTHE Sandy	2 Pt. Miss		3:04			Assist	10 - van der LINDEN G.J.
6:32			Defens.Rebound	15 - van der WERF K.	2:46		15 - NESS Brad	2 Pt. Miss	
6:14			2 Pt. Miss	15 - van der WERF K.	2:44			Defens.Rebound	12 - JANSENS Koen
6:11		15 - NESS Brad	Defens.Rebound		2:22			2 Pt. Miss	11 - 't LAM Wim
6:02		Australia	Fast Break		2:20		15 - NESS Brad	Defens.Rebound	
6:01	43-34	5 - SACHS Troy	2 Pt. in the paint		2:11		5 - SACHS Troy (P5,T8)	Offensive Foul	
6:01		11 - HEWSON Gerry	Assist		2:11		5 - SACHS Troy	Turnover	
5:45	43-36		2 Pt. in the paint	10 - van der LINDEN G.J.	2:11		5 - SACHS Troy	Player OUT	
5:45		Australia	Time Out		2:11		14 - KING Adrian	Player IN	
5:45			Player OUT	15 - van der WERF K.	2:11		11 - HEWSON Gerry	Player OUT	
5:45			Player IN	11 - 't LAM Wim	2:11		8 - GROENEWEGEN Shaun	Player IN	
5:38			Foul	5 - DETTMER Ruud (P3,T9)	1:50	47-46		2 Pt. MADE	6 - de ROOIJ Anton
5:38			Player OUT	11 - 't LAM Wim	1:50			Assist	10 - van der LINDEN G.J.
5:38			Player IN	15 - van der WERF K.	1:21		8 - GROENEWEGEN Shaun	3 Pt. Miss	
5:38	44-36	5 - SACHS Troy	Free Th. MADE		1:19			Defens.Rebound	12 - JANSENS Koen
5:38	45-36	5 - SACHS Troy	Free Th. MADE		1:05			2 Pt. Miss	12 - JANSENS Koen
5:10			2 Pt. Miss	15 - van der WERF K.	1:02		8 - GROENEWEGEN Shaun	Defens.Rebound	
5:07		4 - PORTER Shane	Block Shot		0:42		4 - PORTER Shane	Turnover	
5:05		15 - NESS Brad	Defens.Rebound		0:14	47-48		2 Pt. MADE	5 - DETTMER Ruud
5:05			Steal	10 - van der LINDEN G.J.	0:14			Assist	10 - van der LINDEN G.J.
4:59		11 - HEWSON Gerry	Turnover		0:00		7 - BLYTHE Sandy	2 Pt. Miss	
4:46			2 Pt. Miss	12 - JANSENS Koen	0:00			END of PERIOD	

PRNWB00000125.00073 00102322:40V020

Match No: 42

AUS 47 vs 48 NED

Start Time: 21:00

Attendance: 5128

Referees: ESHENKO Vladimer (CAN)
CAMPOS PERIS Sergio (ESP)

RAMOT Itzhack (ISR)

Scoring by 5 min intervals:		1.HF				2.HF			
AUS	NED	5	13	26	28	37	39	45	47
		9	15	18	25	29	29	36	48

Australia (AUS)

No.	Name	MIN	PTS	Field Goals		2 Points		3 Points		Free Throws		Rebounds			AS	ST	TO	BS	PF
				M/A	%	M/A	%	M/A	%	M/A	%	OR	DR	TOT					
4	PORTER Shane	18:55	4	1/1	100.0	1/1	100.0			2/2	100.0		1	1			2	1	4
* 5	SACHS Troy	31:21	22	6/17	35.3	6/15	40.0	0/2	0.0	10/14	71.4	6	8	14	4	1	8		5
6	GOULD David																		
* 7	BLYTHE Sandy	40:00	10	4/12	33.3	4/12	33.3			2/4	50.0	3	6	9	2	1	2		4
8	GROENEWEGEN Shaun	13:39	7	1/4	25.0	0/1	0.0	1/3	33.3	4/4	100.0		4	4			1		4
9	McFAWN Michael																		
* 10	MORRIS Nick	19:52										1	1	2	1		3		3
* 11	HEWSON Gerry	26:21		0/1	0.0	0/1	0.0								2		2	1	1
12	QUINN Brook	01:13		0/1	0.0	0/1	0.0						1	1					1
13	ANDREWS Troy																		
14	KING Adrian	14:52	2	1/3	33.3	1/3	33.3						1	1			1		2
* 15	NESS Brad	33:47	2	1/10	10.0	1/10	10.0			0/6	0.0	3	16	19	2	2	2		3
Team Coach																			
TOTALS			47	14/49	28.6	13/44	29.5	1/5	20.0	18/30	60.0	13	38	51	11	4	21	2	27
Coach	TURNER Bob																		
Assistant Coach	OLIVER Richard WALKER Michael																		

Netherlands (NED)

No.	Name	MIN	PTS	Field Goals		2 Points		3 Points		Free Throws		Rebounds			AS	ST	TO	BS	PF
				M/A	%	M/A	%	M/A	%	M/A	%	OR	DR	TOT					
4	OOSTERBOSCH Mario																		
5	DETTMER Ruud	30:39	2	1/4	25.0	1/4	25.0					1	2	3					3
* 6	de ROOIJ Anton	29:41	2	1/4	25.0	1/4	25.0								1				4
* 7	JEBARI Mustafa	19:40	4	2/4	50.0	2/4	50.0			0/2	0.0	1	2	3	2		3		2
8	van GENT Arie																		
* 9	de GOEDE Frank	04:18		0/1	0.0	0/1	0.0												2
* 10	van der LINDEN Gert Jan	40:00	19	7/18	38.9	6/10	60.0	1/8	12.5	4/8	50.0		4	4	8	4	2		1
11	't LAM Wim	14:26	3	1/2	50.0	1/2	50.0			1/2	50.0		1	1					3
* 12	JANSENS Koen	24:52	11	5/12	41.7	5/12	41.7			1/4	25.0	2	7	9		1	1	1	4
13	MARTENS Rene	15:22	1	0/2	0.0	0/2	0.0			1/2	50.0		1	1			2		3
14	van de BUNTE Kees																		
15	van der WERF Kornelis	21:02	6	2/11	18.2	2/11	18.2			2/6	33.3	3	7	10			1		5
Team Coach																			
TOTALS			48	19/58	32.8	18/50	36.0	1/8	12.5	9/24	37.5	7	24	31	11	5	9	1	27
Coach	VERHEUVEL Rob																		
Assistant Coach	VERGOOSSEN Luc																		

	AUS	NED
Points from Turnovers:	8	12
Biggest Lead:	11 (41-30)	9 (15-6)
Second Chance Points:	6	5
Lead Changes:	3	

	AUS	NED
Points in the Paint:	22	22
Biggest Scoring Run:	15-2 (21-17)	13-2 (15-6)
Fast Break Points:	4	
Times Tied:	3	

Legend:

MIN : Minutes Played	M/A : Made/Attempts	% : Shooting Percentage	OR : Offensive Rebounds
DR : Defensive Rebounds	TOT : Total Rebounds	AS : Assist	ST : Steals
TO : Turnovers	BS : Blocked Shots	PF : Fouls	PTS : Points
HF : Half of Time	OT : Over Time	* : Starting/Initial	

PRNWB00000126.00076A 00102322:43V010

TODAY'S MATCHES

Teams	Start	Half Time	Full Time	End of Regulation
KOR Vs FRA	9:30	29 - 23	48 - 65	
MEX Vs GER	11:30	24 - 29	56 - 69	
SWE Vs JPN	11:30	29 - 28	60 - 43	
RSA Vs GBR	16:15	9 - 39	32 - 83	
CAN Vs USA	19:00	31 - 26	58 - 45	
AUS Vs NED	21:00	28 - 25	47 - 48	

Preliminary Group A								MATCHES			POINTS		Class.
Rank		CAN	USA	GBR	GER	MEX	RSA	PLAY	WON	LOST	FOR	AGST	Points
1	CAN		58-45	55-50	68-43	61-33	85-25	5	5	0	327	196	10
2	USA	45-58		74-65	58-46	60-44	97-25	5	4	1	334	238	9
3	GBR	50-55	65-74		61-43	70-58	83-32	5	3	2	329	262	8
4	GER	43-68	46-58	43-61		69-56	113-27	5	2	3	314	270	7
5	MEX	33-61	44-60	58-70	56-69		83-34	5	1	4	274	294	6
6	RSA	25-85	25-97	32-83	27-113	34-83		5	0	5	143	461	5

Preliminary Group B								MATCHES			POINTS		Class.
Rank		NED	FRA	AUS	SWE	JPN	KOR	PLAY	WON	LOST	FOR	AGST	Points
1	NED		76-51	48-47	62-45	62-52	83-48	5	5	0	331	243	10
2	FRA	51-76		63-54	51-50	67-44	65-48	5	4	1	297	272	9
3	AUS	47-48	54-63		69-54	64-36	77-33	5	3	2	311	234	8
4	SWE	45-62	50-51	54-69		60-43	57-55	5	2	3	266	280	7
5	JPN	52-62	44-67	36-64	43-60		64-43	5	1	4	239	296	6
6	KOR	48-83	48-65	33-77	55-57	43-64		5	0	5	227	346	5

AUSTRALIA	AUS	— 25-Oct 14:15	
UNITED STATES	USA	#45	
		26-Oct 21:00	#54
GERMANY	GER	— 25-Oct 16:15	
NETHERLANDS	NED	#46	
		28-Oct 21:30	#66
GREAT BRITAIN	GBR	— 25-Oct 11:30	
FRANCE	FRA	#44	
		26-Oct 19:00	#53
SWEDEN	SWE	— 25-Oct 9:30	
CANADA	CAN	— #43	

3rd-4th Place	
Loser of #54	— 28-Oct 19:30
Loser of #53	— #65

5th-8th Place	
Loser of #46	— 27-Oct 11:30
Loser of #45	#56
5th-6th Place	
	28-Oct 16:30
	#64
5th-8th Place	
Loser of #44	— 27-Oct 9:30
Loser of #43	#55
7th-8th Place	
Loser of #56	— 28-Oct 14:30
Loser of #55	#63
9th-12th Place	
KOREA	KOR — 26-Oct 14:15
MEXICO	MEX — #51
9th-10th Place	
	28-Oct 11:30
	#62
9th-12th Place	
SOUTH AFRICA	RSA — 26-Oct 16:15
JAPAN	JPN — #52
11th-12th Place	
Loser of #51	— 28-Oct 9:30
Loser of #52	— #61

Legend: OT: Over Time.

ROUND SUMMARY AT CONCLUSION OF PRELIMINARY ROUND, OCTOBER 23, 2000

PRNWB00000127.00084A 00102322:43V03O

Australia (AUS)

After 5 Matches

No.	Name	G	MIN	MPG	PTS	PPG	Field Goals		2 Points		3 Points		Free Throws		Rebounds			AS	ST	TO	BS	PF
							M/A	%	M/A	%	M/A	%	M/A	%	OR	DR	TOT					
4	PORTER Shane	5	68:24	13:40	4	0.8	1/5	20.0	1/5	20.0			2/5	40.0	2	5	7		1	5	1	7
5	SACHS Troy	5	155:17	31:03	111	22.2	36/75	48.0	35/70	50.0	1/5	20.0	38/56	67.9	15	45	60	22	9	25	2	18
6	GOULD David	4	68:12	17:03	31	7.8	13/34	38.2	13/32	40.6	0/2	0.0	5/13	38.5	6	12	18	6	5	8		13
7	BLYTHE Sandy	5	160:44	32:08	39	7.8	15/36	41.7	15/36	41.7			9/16	56.3	11	19	30	15	5	13		12
8	GROENEWEGEN Shaun	5	37:49	7:33	21	4.2	6/17	35.3	5/9	55.6	1/8	12.5	8/10	80.0	4	9	13	3		2		9
9	McFAWN Michael	3	18:29	6:09	6	2.0	3/11	27.3	3/11	27.3					2	3	5	1		3		4
10	MORRIS Nick	5	113:01	22:36	4	0.8	1/6	16.7	1/6	16.7			2/7	28.6	4	4	8	4		6		16
11	HEWSON Gerry	5	137:04	27:24	18	3.6	9/17	52.9	9/17	52.9					2	2	4	12	1	6	1	11
12	QUINN Brook	3	16:51	5:37	7	2.3	3/7	42.9	3/7	42.9			1/6	16.7		6	6	2		1		3
13	ANDREWS Troy	4	49:29	12:22	2	0.5	1/3	33.3	1/3	33.3					1	2	3					5
14	KING Adrian	4	50:43	12:40	6	1.5	3/7	42.9	3/7	42.9			0/6	0.0		3	3	1	1	1		4
15	NESS Brad	5	123:57	24:47	62	12.4	29/61	47.5	29/61	47.5			4/15	26.7	17	54	71	5	4	13	2	13
Team/Coach																						
TOTALS					311	62.2	120/279	43.0	118/264	44.7	2/15	13.3	69/134	51.5	64	164	228	71	26	83	6	115
OPPONENTS					234	46.8	90/282	31.9	84/243	34.6	6/39	15.4	48/118	40.7	45	102	147	45	20	67	4	124

AVERAGES PER GAME

	AUS	OPPONENTS
Points from Turnovers	61	63
Points in the Paint	194	120
Second Chance Points	58	29
Fast Break Points	48	16

	AUS	OPPONENTS
Total Field Goals Made	24.0	18.0
2 Points Field Goals Made	23.6	16.8
3 Points Field Goals Made	0.4	1.2
Free Throws Made	13.8	9.6
Offensive Rebounds	12.8	9.0
Deffensive Rebounds	32.8	20.4
Total Rebounds	45.6	29.4
Assists	14.2	9.0
Steals	5.2	4.0
Turnovers	16.6	13.4
Blocked Shots	1.2	0.8
Fouls	23.0	24.8
Points from Turnovers	12.2	12.6
Points in the Paint	38.8	24.0
Second Chance Points	11.6	5.8
Fast Break Points	9.6	3.2

Legend:

G : Games Played	MIN : Minutes Played	MPG : Minutes Played per Game	PTS : Points
PPG : Points per Game	M/A : Made/Attempts	% : Shooting Percentage	OR : Offensive Rebounds
DR : Defensive Rebounds	TOT : Total Rebounds	AS : Assists	ST : Steals
TO : Turnovers	BS : Blocked Shots	PF : Fouls	

PRNWB00000128.00084A 00102322:44V030

Netherlands (NED)

After 5 Matches

No.	Name	G	MIN	MPG	PTS	PPG	Field Goals		2 Points		3 Points		Free Throws		Rebounds			AS	ST	TO	BS	PF	
							M/A	%	M/A	%	M/A	%	M/A	%	OR	DR	TOT						
4	OOSTERBOSCH Mario	4	15:54	3:58	6	1.5	3/5	60.0	3/5	60.0			0/2	0.0	2	2	4	1		2	1	4	
5	DETTMER Ruud	5	105:22	21:04	4	0.8	2/14	14.3	2/14	14.3					5	10	15	4		4	1	11	
6	de ROOIJ Anton	5	154:08	30:49	21	4.2	10/26	38.5	10/26	38.5			1/6	16.7	2	8	10	6		3		15	
7	JEBARI Mustafa	5	119:03	23:48	27	5.4	12/26	46.2	12/26	46.2			3/12	25.0	8	14	22	7	8	12	1	13	
8	van GENT Arie	3	23:35	7:51																		4	
9	de GOEDE Frank	5	59:42	11:56	14	2.8	7/17	41.2	7/17	41.2						1	1				1	9	
10	van der LINDEN Gert Jan	5	186:24	37:16	64	12.8	22/57	38.6	19/34	55.9	3/23	13.0	17/35	48.6	5	28	33	49	9	14		12	
11	't LAM Wim	4	32:18	8:04	12	3.0	4/11	36.4	4/11	36.4			4/7	57.1	2	6	8			2	1	7	
12	JANSENS Koen	5	150:01	30:00	126	25.2	52/97	53.6	51/95	53.7	1/2	50.0	21/29	72.4	16	39	55	5	12	12	1	14	
13	MARTENS Rene	4	57:13	14:18	9	2.3	4/10	40.0	4/9	44.4	0/1	0.0	1/2	50.0	1	4	5	2	1	4		14	
14	van de BUNTE Kees	1	4:38	4:38	3	3.0	1/2	50.0	1/2	50.0			1/6	16.7		2	2			2		3	
15	van der WERF Kornelis	5	91:42	18:20	45	9.0	20/39	51.3	20/39	51.3			5/10	50.0	7	21	28	2		8	2	15	
Team/Coach																							
TOTALS					331	66.2	137/304	45.1	133/278	47.8	4/26	15.4	53/109	48.6	48	135	183	76	30	63	8	121	
OPPONENTS					243	48.6	87/282	30.9	80/234	34.2	7/48	14.6	62/115	53.9	53	132	185	48	22	89	3	119	

AVERAGES PER GAME

	NED	OPPONENTS
Points from Turnovers	66	47
Points in the Paint	184	96
Second Chance Points	47	29
Fast Break Points	34	16

	NED	OPPONENTS
Total Field Goals Made	27.4	17.4
2 Points Field Goals Made	26.6	16.0
3 Points Field Goals Made	0.8	1.4
Free Throws Made	10.6	12.4
Offensive Rebounds	9.6	10.6
Deffensive Rebounds	27.0	26.4
Total Rebounds	36.6	37.0
Assists	15.2	9.6
Steals	6.0	4.4
Turnovers	12.6	17.8
Blocked Shots	1.6	0.6
Fouls	24.2	23.8
Points from Turnovers	13.2	9.4
Points in the Paint	36.8	19.2
Second Chance Points	9.4	5.8
Fast Break Points	6.8	3.2

Legend:

G : Games Played	MIN : Minutes Played	MPG : Minutes Played per Game	PTS : Points
PPG : Points per Game	M/A : Made/Attempts	% : Shooting Percentage	OR : Offensive Rebounds
DR : Defensive Rebounds	TOT : Total Rebounds	AS : Assists	ST : Steals
TO : Turnovers	BS : Blocked Shots	PF : Fouls	

PRNWB00000129.00084B 00102322:45V050

Name	G		PTS	PPG	Field Goals		2 Points		3 Points		Free Throws		Rebounds			AS	ST	TO	BS	PF
					M/A	%	M/A	%	M/A	%	M/A	%	OR	DR	TOT					
Australia (AUS)	5	For	311	62.2	120/279	43.0	118/264	44.7	2/15	13.3	69/134	51.5	64	164	228	71	26	83	6	115
		Agn	234	46.8	90/282	31.9	84/243	34.6	6/39	15.4	48/118	40.7	45	102	147	45	20	67	4	124
Canada (CAN)	5	For	327	65.4	131/268	48.9	128/251	51.0	3/17	17.6	62/130	47.7	49	147	196	74	25	73	9	97
		Agn	196	39.2	79/271	29.2	75/243	30.9	4/28	14.3	34/86	39.5	42	102	144	43	18	87	8	116
France (FRA)	5	For	297	59.4	111/293	37.9	110/271	40.6	1/22	4.5	74/135	54.8	58	121	179	64	28	69	4	116
		Agn	272	54.4	105/256	41.0	103/238	43.3	2/18	11.1	60/115	52.2	35	131	166	63	20	90	2	127
Great Britain (GBR)	5	For	329	65.8	139/325	42.8	126/280	45.0	13/45	28.9	38/74	51.4	59	145	204	88	17	74	8	109
		Agn	262	52.4	106/282	37.6	104/256	40.6	2/26	7.7	48/95	50.5	35	120	155	60	27	81	4	88
Germany (GER)	5	For	314	62.8	131/298	44.0	131/291	45.0	0/7	0.0	52/92	56.5	41	122	163	79	26	70	6	112
		Agn	270	54.0	104/252	41.3	95/227	41.9	9/25	36.0	53/125	42.4	41	129	170	56	20	87	3	107
Japan (JPN)	5	For	239	47.8	92/274	33.6	85/234	36.3	7/40	17.5	48/89	53.9	31	120	151	52	21	75	5	113
		Agn	296	59.2	119/290	41.0	115/275	41.8	4/15	26.7	54/104	51.9	54	139	193	69	25	72	4	98
Korea (KOR)	5	For	227	45.4	92/254	36.2	88/238	37.0	4/16	25.0	39/100	39.0	44	115	159	48	20	124	2	117
		Agn	346	69.2	142/317	44.8	140/306	45.8	2/11	18.2	60/105	57.1	62	131	193	83	41	80	13	112
Mexico (MEX)	5	For	274	54.8	114/308	37.0	109/269	40.5	5/39	12.8	41/81	50.6	42	101	143	45	34	78	7	110
		Agn	294	58.8	122/259	47.1	122/256	47.7	0/3	0.0	50/105	47.6	37	146	183	80	21	111	5	88
Netherlands (NED)	5	For	331	66.2	137/304	45.1	133/278	47.8	4/26	15.4	53/109	48.6	48	135	183	76	30	63	8	121
		Agn	243	48.6	87/282	30.9	80/234	34.2	7/48	14.6	62/115	53.9	53	132	185	48	22	89	3	119
South Africa (RSA)	5	For	143	28.6	58/237	24.5	58/226	25.7	0/11	0.0	27/76	35.5	29	101	130	35	15	162	5	97
		Agn	461	92.2	197/375	52.5	195/360	54.2	2/15	13.3	65/111	58.6	74	146	220	108	47	72	12	76
Sweden (SWE)	5	For	266	53.2	100/296	33.8	94/266	35.3	6/30	20.0	60/117	51.3	52	126	178	53	22	66	5	121
		Agn	280	56.0	109/273	39.9	106/255	41.6	3/18	16.7	59/127	46.5	48	146	194	56	19	82	4	123
United States of America (USA)	5	For	334	66.8	141/293	48.1	138/286	48.3	3/7	42.9	49/109	45.0	49	139	188	86	34	73	4	60
		Agn	238	47.6	106/290	36.6	99/261	37.9	7/29	24.1	19/40	47.5	40	112	152	60	18	92	7	110
TOTALS FOR ALL TEAMS					1366/3429	39.8	1318/3154	41.8	48/275	17.5	612/1246	49.1	566	1536	2102	771	298	1010	69	1288

Legend:

G : Games Played	Agn : Against	PF : Fouls	PTS : Points
PPG : Points per Game	M/A : Made/Attempts	% : Shooting Percentage	OR : Offensive Rebounds
DR : Defensive Rebounds	TOT : Total Rebounds	AS : Assists	ST : Steals
TO : Turnovers	BS : Blocked Shots		

PRNWB0000012A.00085A 00102322:46V050

TOTAL FIELD GOALS %				
Rk	Team	G	M/A	%
1	CAN	5	131/268	48.9%
2	USA	5	141/293	48.1%
3	NED	5	137/304	45.1%
4	GER	5	131/298	44.0%
5	AUS	5	120/279	43.0%
6	GBR	5	139/325	42.8%
7	FRA	5	111/293	37.9%
8	MEX	5	114/308	37.0%
9	KOR	5	92/254	36.2%
10	SWE	5	100/296	33.8%
11	JPN	5	92/274	33.6%
12	RSA	5	58/237	24.5%

2 POINTS FIELD GOALS %				
Rk	Team	G	M/A	%
1	CAN	5	128/251	51.0%
2	USA	5	138/286	48.3%
3	NED	5	133/278	47.8%
4	GER	5	131/291	45.0%
	GBR	5	126/280	45.0%
6	AUS	5	118/264	44.7%
7	FRA	5	110/271	40.6%
8	MEX	5	109/269	40.5%
9	KOR	5	88/238	37.0%
10	JPN	5	85/234	36.3%
11	SWE	5	94/266	35.3%
12	RSA	5	58/226	25.7%

3 POINTS FIELD GOALS %				
Rk	Team	G	M/A	%
1	USA	5	3/7	42.9%
2	GBR	5	13/45	28.9%
3	KOR	5	4/16	25.0%
4	SWE	5	6/30	20.0%
5	CAN	5	3/17	17.6%
6	JPN	5	7/40	17.5%
7	NED	5	4/26	15.4%
8	AUS	5	2/15	13.3%
9	MEX	5	5/39	12.8%
10	FRA	5	1/22	4.5%

FREE THROWS %				
Rk	Team	G	M/A	%
1	GER	5	52/92	56.5%
2	FRA	5	74/135	54.8%
3	JPN	5	48/89	53.9%
4	AUS	5	69/134	51.5%
5	GBR	5	38/74	51.4%
6	SWE	5	60/117	51.3%
7	MEX	5	41/81	50.6%
8	NED	5	53/109	48.6%
9	CAN	5	62/130	47.7%
10	USA	5	49/109	45.0%
11	KOR	5	39/100	39.0%
12	RSA	5	27/76	35.5%

POINTS FOR				
Rk	Team	G	Total	Avg
1	USA	5	334	66.8
2	NED	5	331	66.2
3	GBR	5	329	65.8
4	CAN	5	327	65.4
5	GER	5	314	62.8
6	AUS	5	311	62.2
7	FRA	5	297	59.4
8	MEX	5	274	54.8
9	SWE	5	266	53.2
10	JPN	5	239	47.8
11	KOR	5	227	45.4
12	RSA	5	143	28.6

POINTS AGAINST				
Rk	Team	G	Total	Avg
1	CAN	5	196	39.2
2	AUS	5	234	46.8
3	USA	5	238	47.6
4	NED	5	243	48.6
5	GBR	5	262	52.4
6	GER	5	270	54.0
7	FRA	5	272	54.4
8	SWE	5	280	56.0
9	MEX	5	294	58.8
10	JPN	5	296	59.2
11	KOR	5	346	69.2
12	RSA	5	461	92.2

REBOUNDS						
Rk	Team	G	Off	Def	Total	Avg
1	AUS	5	64	164	228	45.6
2	GBR	5	59	145	204	40.8
3	CAN	5	49	147	196	39.2
4	USA	5	49	139	188	37.6
5	NED	5	48	135	183	36.6
6	FRA	5	58	121	179	35.8
7	SWE	5	52	126	178	35.6
8	GER	5	41	122	163	32.6
9	KOR	5	44	115	159	31.8
10	JPN	5	31	120	151	30.2
11	MEX	5	42	101	143	28.6
12	RSA	5	29	101	130	26.0

ASSISTS				
Rk	Team	G	Total	Avg
1	GBR	5	88	17.6
2	USA	5	86	17.2
3	GER	5	79	15.8
4	NED	5	76	15.2
5	CAN	5	74	14.8
6	AUS	5	71	14.2
7	FRA	5	64	12.8
8	SWE	5	53	10.6
9	JPN	5	52	10.4
10	KOR	5	48	9.6
11	MEX	5	45	9.0
12	RSA	5	35	7.0

STEALS				
Rk	Team	G	Total	Avg
1	MEX	5	34	6.8
	USA	5	34	6.8
3	NED	5	30	6.0
4	FRA	5	28	5.6
5	AUS	5	26	5.2
	GER	5	26	5.2
7	CAN	5	25	5.0
8	SWE	5	22	4.4
9	JPN	5	21	4.2
10	KOR	5	20	4.0
11	GBR	5	17	3.4
12	RSA	5	15	3.0

TURNOVERS				
Rk	Team	G	Total	Avg
1	RSA	5	162	32.4
2	KOR	5	124	24.8
3	AUS	5	83	16.6
4	MEX	5	78	15.6
5	JPN	5	75	15.0
6	GBR	5	74	14.8
7	CAN	5	73	14.6
	USA	5	73	14.6
9	GER	5	70	14.0
10	FRA	5	69	13.8
11	SWE	5	66	13.2
12	NED	5	63	12.6

BLOCKED SHOTS				
Rk	Team	G	Total	Avg
1	CAN	5	9	1.8
2	GBR	5	8	1.6
	NED	5	8	1.6
4	MEX	5	7	1.4
5	AUS	5	6	1.2
	GER	5	6	1.2
7	JPN	5	5	1.0
	RSA	5	5	1.0
	SWE	5	5	1.0
10	FRA	5	4	0.8
	USA	5	4	0.8
12	KOR	5	2	0.4

FOULS				
Rk	Team	G	Total	Avg
1	NED	5	121	24.2
	SWE	5	121	24.2
3	KOR	5	117	23.4
4	FRA	5	116	23.2
5	AUS	5	115	23.0
6	JPN	5	113	22.6
7	GER	5	112	22.4
8	MEX	5	110	22.0
9	GBR	5	109	21.8
10	CAN	5	97	19.4
	RSA	5	97	19.4
12	USA	5	60	12.0

Legend:
G : Games Played **M/A** : Made Attempts **%** : Shooting Percentage **Avg** : Average per Game
Off : Offensive Rebounds **Def** : Defensive Rebounds **Rk** : Rank

TEAM RANKING AT CONCLUSION OF
DAY 5, OCTOBER 23, 2000

PRNWB0000012B.00085B 00102322:47V050

SCORING											
Rk	Name	Team	G	2 Points		3 Points		Free Throws		Total	Avg
1	JANSENS Koen	NED	5	51/95	53.7%	1/2	50.0%	21/29	72.4%	126	25.2
2	BAYE Philippe	FRA	5	36/79	45.6%	0/11	0.0%	47/61	77.0%	119	23.8
3	SACHS Troy	AUS	5	35/70	50.0%	1/5	20.0%	38/56	67.9%	111	22.2
4	ANDERSON Patrick	CAN	5	35/58	60.3%	3/10	30.0%	15/22	68.2%	94	18.8
5	ZAVALA Salvador	MEX	5	36/64	56.3%	0/2	0.0%	12/20	60.0%	84	16.8
6	OSHIMA Tomohiko	JPN	5	29/61	47.5%	0/3	0.0%	19/27	70.4%	77	15.4
7	SCHULTE Paul	USA	5	26/50	52.0%	2/5	40.0%	15/28	53.6%	73	14.6
8	GLASBRENNER Jeffrey James	USA	5	31/42	73.8%	0/0		8/34	23.5%	70	14.0
9	BERGLUND Gunnar	SWE	5	18/46	39.1%	4/14	28.6%	18/31	58.1%	66	13.2
10	van der LINDEN Gert Jan	NED	5	19/34	55.9%	3/23	13.0%	17/35	48.6%	64	12.8

REBOUNDS							
Rk	Name	Team	G	Off	Def	Total	Avg
1	NESS Brad	AUS	5	17	54	71	14.2
2	ANDERSON Patrick	CAN	5	13	49	62	12.4
3	SACHS Troy	AUS	5	15	45	60	12.0
4	ANDERSSON Lars-Gunnar	SWE	5	10	48	58	11.6
5	JANSENS Koen	NED	5	16	39	55	11.0
6	MUNN Simon	GBR	5	18	36	54	10.8
7	KIM Ji-Nam	KOR	5	13	34	47	9.4
8	BAYE Philippe	FRA	5	9	35	44	8.8
9	GLASBRENNER Jeffrey James	USA	5	9	33	42	8.4
10	KOEHLER Dirk	GER	5	9	32	41	8.2

ASSIST					
Rk	Name	Team	G	Total	Avg
1	van der LINDEN Gert Jan	NED	5	49	9.8
2	GUYOT Frederic	FRA	5	33	6.6
3	SCHULTE Paul	USA	5	27	5.4
4	CHRISTINK Lars	GER	5	23	4.6
5	SACHS Troy	AUS	5	22	4.4
6	JUETTE Melvin Sean	USA	5	20	4.0
	PRICE Colin	GBR	5	20	4.0
8	KORETOMO Keisuke	JPN	4	15	3.8
9	ANDERSON Patrick	CAN	5	18	3.6
10	POLLOCK Jonathan	GBR	5	17	3.4

STEALS					
Rk	Name	Team	G	Total	Avg
1	ANDERSON Patrick	CAN	5	12	2.4
	JANSENS Koen	NED	5	12	2.4
	ORTEGA Raul	MEX	5	12	2.4
4	KORETOMO Keisuke	JPN	4	8	2.0
5	SACHS Troy	AUS	5	9	1.8
	van der LINDEN Gert Jan	NED	5	9	1.8
7	JEBARI Mustafa	NED	5	8	1.6
	ZAVALA Salvador	MEX	5	8	1.6

3 players tied at 1.4

TURNOVERS					
Rk	Name	Team	G	Total	Avg
1	IM Chan-Kuw	KOR	5	31	6.2
2	VICTOR Joppie	RSA	5	26	5.2
3	SACHS Troy	AUS	5	25	5.0
4	HAN Sa-Hyun	KOR	5	24	4.8
5	HERNANDEZ Gilberto	MEX	3	13	4.3
6	OESCHGER Kobus	RSA	5	21	4.2
7	KIM Ho-Yong	KOR	5	19	3.8
8	OSHIMA Tomohiko	JPN	5	18	3.6
	WILLIAMS Ralph	RSA	5	18	3.6
10	MANYANA Buntu	RSA	5	17	3.4

BLOCKED SHOTS					
Rk	Name	Team	G	Total	Avg
1	JOHNSON Joey	CAN	5	4	0.8
2	ANDERSON Patrick	CAN	5	3	0.6
	ANDERSSON Lars-Gunnar	SWE	5	3	0.6
	MUNN Simon	GBR	5	3	0.6
	WIMMERS Guido	GER	5	3	0.6

9 players tied at 0.4

FOULS					
Rk	Name	Team	G	Total	Avg
1	OSHIMA Tomohiko	JPN	5	21	4.2
2	JIMBO Yasuhiro	JPN	5	20	4.0
3	KO Kwang-Yub	KOR	5	19	3.8
	KORETOMO Keisuke	JPN	4	15	3.8
5	HAN Sa-Hyun	KOR	5	18	3.6
	IM Chan-Kuw	KOR	5	18	3.6
	KIM Ji-Nam	KOR	5	18	3.6
	PRICE Colin	GBR	5	18	3.6
	SACHS Troy	AUS	5	18	3.6
10	MARTENS Rene	NED	4	14	3.5

Legend:
G : Games Played **M/A** : Made Attempts % : Shooting Percentage **Avg** : Average per Game
Off : Offensive Rebounds **Def** : Defensive Rebounds **Rk** : Rank

NOTE: Players eligible for statistics with attempts/games minimum, have to play at least 50% of all games

PLAYER RANKING AT CONCLUSION OF DAY 5, OCTOBER 23, 2000

TOTAL FIELD GOALS % (8 attempts/game minimum)

Rk	Name	Team	G	M/A	%
1	GLASBRENNER Jeffrey James	USA	5	31/42	73.8%
2	ANDERSON Patrick	CAN	5	38/68	55.9%
3	ZAVALA Salvador	MEX	5	36/66	54.5%
4	JANSENS Koen	NED	5	52/97	53.6%
5	PRICE Colin	GBR	5	23/44	52.3%
6	SCHULTE Paul	USA	5	28/55	50.9%
7	KOEHLER Dirk	GER	5	20/41	48.8%
8	SACHS Troy	AUS	5	36/75	48.0%
9	WIMMERS Guido	GER	5	21/44	47.7%
10	NESS Brad	AUS	5	29/61	47.5%

TOTAL FIELD GOALS MADE

Rk	Name	Team	G	Total	Avg
1	JANSENS Koen	NED	5	52	10.4
2	ANDERSON Patrick	CAN	5	38	7.6
3	BAYE Philippe	FRA	5	36	7.2
	SACHS Troy	AUS	5	36	7.2
	ZAVALA Salvador	MEX	5	36	7.2
6	GLASBRENNER Jeffrey James	USA	5	31	6.2
7	NESS Brad	AUS	5	29	5.8
	OSHIMA Tomohiko	JPN	5	29	5.8
9	SCHULTE Paul	USA	5	28	5.6
10	MIYAKE Katsumi	JPN	5	25	5.0

2 POINTS FIELD GOALS % (6 attempts/game minimum)

Rk	Name	Team	G	M/A	%
1	GLASBRENNER Jeffrey James	USA	5	31/42	73.8%
2	GILL JR Chuck	USA	4	17/26	65.4%
3	ANDERSON Patrick	CAN	5	35/58	60.3%
4	ZAVALA Salvador	MEX	5	36/64	56.3%
5	van der LINDEN Gert Jan	NED	5	19/34	55.9%
6	JANSENS Koen	NED	5	51/95	53.7%
7	PRICE Colin	GBR	5	23/44	52.3%
8	SCHULTE Paul	USA	5	26/50	52.0%
9	OTTO Martin	GER	4	15/29	51.7%
10	THALHEIM Dirk	GER	5	19/37	51.4%

2 POINTS FIELD GOALS MADE

Rk	Name	Team	G	Total	Avg
1	JANSENS Koen	NED	5	51	10.2
2	BAYE Philippe	FRA	5	36	7.2
	ZAVALA Salvador	MEX	5	36	7.2
4	ANDERSON Patrick	CAN	5	35	7.0
	SACHS Troy	AUS	5	35	7.0
6	GLASBRENNER Jeffrey James	USA	5	31	6.2
7	NESS Brad	AUS	5	29	5.8
	OSHIMA Tomohiko	JPN	5	29	5.8
9	SCHULTE Paul	USA	5	26	5.2
10	MUNN Simon	GBR	5	24	4.8

3 POINTS FIELD GOALS % (2 attempts/game minimum)

Rk	Name	Team	G	M/A	%
1	POLLOCK Jonathan	GBR	5	8/25	32.0%
2	OLIVAS Julio Cesar	MEX	5	4/13	30.8%
3	ANDERSON Patrick	CAN	5	3/10	30.0%
	KORETOMO Keisuke	JPN	4	3/10	30.0%
5	BERGLUND Gunnar	SWE	5	4/14	28.6%
6	HAIDARI Hussein	SWE	5	2/12	16.7%
7	MIYAKE Katsumi	JPN	5	3/19	15.8%
8	van der LINDEN Gert Jan	NED	5	3/23	13.0%

3 POINTS FIELD GOALS MADE

Rk	Name	Team	G	Total	Avg
1	POLLOCK Jonathan	GBR	5	8	1.6
2	ADEPITAN Ade	GBR	5	4	0.8
	BERGLUND Gunnar	SWE	5	4	0.8
	OLIVAS Julio Cesar	MEX	5	4	0.8
	KORETOMO Keisuke	JPN	4	3	0.8
6	ANDERSON Patrick	CAN	5	3	0.6
	MIYAKE Katsumi	JPN	5	3	0.6
	van der LINDEN Gert Jan	NED	5	3	0.6

4 players tied at 0.4

FREE THROWS % (3 attempts/game minimum)

Rk	Name	Team	G	M/A	%
1	ORTEGA Raul	MEX	5	14/16	87.5%
2	BAYE Philippe	FRA	5	47/61	77.0%
3	JANSENS Koen	NED	5	21/29	72.4%
4	OSHIMA Tomohiko	JPN	5	19/27	70.4%
5	ANDERSON Patrick	CAN	5	15/22	68.2%
6	SACHS Troy	AUS	5	38/56	67.9%
7	HAN Sa-Hyun	KOR	5	12/18	66.7%
8	KOEHLER Dirk	GER	5	12/19	63.2%
9	OTTO Martin	GER	4	8/13	61.5%

2 players tied at 60.0

FREE THROWS MADE

Rk	Name	Team	G	Total	Avg
1	BAYE Philippe	FRA	5	47	9.4
2	SACHS Troy	AUS	5	38	7.6
3	JANSENS Koen	NED	5	21	4.2
4	OSHIMA Tomohiko	JPN	5	19	3.8
5	BERGLUND Gunnar	SWE	5	18	3.6
6	van der LINDEN Gert Jan	NED	5	17	3.4
7	ANDERSON Patrick	CAN	5	15	3.0
	SCHULTE Paul	USA	5	15	3.0
9	ORTEGA Raul	MEX	5	14	2.8
10	DUREPOS Dave	CAN	5	13	2.6

Legend:

G : Games Played **M/A** : Made Attempts **%** : Shooting Percentage **Avg** : Average per Game
Off : Offensive Rebounds **Def** : Defensive Rebounds **Rk** : Rank

NOTE: Players eligible for statistics with attempts/games minimum, have to play at least 50% of all games

PLAYER RANKING AT CONCLUSION OF
DAY 5, OCTOBER 23, 2000

PRNWB0000012C.0008 00102322:58V03OC

DATE	TIME	TEAMS	PHASE	Match No.	GENDER	LOCATION	
19 OCT 2000	9:30	MEX vs CAN	Preliminary Group A	1	MEN	Sydney SuperDome	
	11:30	KOR vs NED	Preliminary Group B	2	MEN	Sydney SuperDome	
	14:15	JPN vs AUS	Preliminary Group B	3	MEN	Sydney SuperDome	
	16:15	GBR vs GER	Preliminary Group A	4	MEN	Sydney SuperDome	
	19:00	SWE vs FRA	Preliminary Group B	5	MEN	Sydney SuperDome	
	21:00	RSA vs USA	Preliminary Group A	6	MEN	Sydney SuperDome	
20 OCT 2000	9:30	NED vs JPN	Preliminary Group B	7	MEN	Sydney SuperDome	
	11:30	SWE vs KOR	Preliminary Group B	8	MEN	Sydney SuperDome	
	14:15	USA vs GBR	Preliminary Group A	9	WOMEN	Sydney SuperDome	
	16:15	AUS vs NED	Preliminary Group A	10	WOMEN	Sydney SuperDome	
	19:00	CAN vs GBR	Preliminary Group A	11	MEN	Sydney SuperDome	
	19:00	USA vs MEX	Preliminary Group A	12	MEN	The Dome	
	21:00	AUS vs FRA	Preliminary Group B	13	MEN	Sydney SuperDome	
	21:00	GER vs RSA	Preliminary Group A	14	MEN	The Dome	
21 OCT 2000	9:30	USA vs NED	Preliminary Group A	15	WOMEN	Sydney SuperDome	
	11:30	CAN vs MEX	Preliminary Group B	16	WOMEN	Sydney SuperDome	
	14:15	FRA vs JPN	Preliminary Group B	17	MEN	Sydney SuperDome	
	14:15	RSA vs CAN	Preliminary Group A	18	MEN	The Dome	
	16:15	GER vs USA	Preliminary Group A	19	MEN	Sydney SuperDome	
	16:15	KOR vs AUS	Preliminary Group B	20	MEN	The Dome	
	19:00	JPN vs GER	Preliminary Group B	21	WOMEN	Sydney SuperDome	
	19:00	GBR vs MEX	Preliminary Group A	22	MEN	The Dome	
	21:00	AUS vs GBR	Preliminary Group A	23	WOMEN	Sydney SuperDome	
	21:00	SWE vs NED	Preliminary Group B	24	MEN	The Dome	
	22 OCT 2000	9:30	MEX vs RSA	Preliminary Group A	25	MEN	Sydney SuperDome
		11:30	NED vs FRA	Preliminary Group B	26	MEN	Sydney SuperDome
14:15		USA vs GBR	Preliminary Group A	27	MEN	Sydney SuperDome	
14:15		NED vs GBR	Preliminary Group A	28	WOMEN	The Dome	
16:15		SWE vs AUS	Preliminary Group B	29	MEN	Sydney SuperDome	
16:15		JPN vs MEX	Preliminary Group B	30	WOMEN	The Dome	
19:00		JPN vs KOR	Preliminary Group B	31	MEN	Sydney SuperDome	
19:00		CAN vs GER	Preliminary Group B	32	WOMEN	The Dome	
21:00		CAN vs GER	Preliminary Group A	33	MEN	Sydney SuperDome	
21:00		AUS vs USA	Preliminary Group A	34	WOMEN	The Dome	
23 OCT 2000		9:30	GER vs MEX	Preliminary Group B	35	WOMEN	Sydney SuperDome
		9:30	KOR vs FRA	Preliminary Group B	36	MEN	The Dome
		11:30	MEX vs GER	Preliminary Group A	37	MEN	Sydney SuperDome
		11:30	SWE vs JPN	Preliminary Group B	38	MEN	The Dome
	14:15	CAN vs JPN	Preliminary Group B	39	WOMEN	Sydney SuperDome	
	16:15	RSA vs GBR	Preliminary Group A	40	MEN	Sydney SuperDome	
	19:00	CAN vs USA	Preliminary Group A	41	MEN	Sydney SuperDome	
	21:00	AUS vs NED	Preliminary Group B	42	MEN	Sydney SuperDome	
25 OCT 2000	9:30	CAN vs SWE	Quarterfinals	43	MEN	Sydney SuperDome	
	11:30	FRA vs GBR	Quarterfinals	44	MEN	Sydney SuperDome	
	14:15	USA vs AUS	Quarterfinals	45	MEN	Sydney SuperDome	
	16:15	NED vs GER	Quarterfinals	46	MEN	Sydney SuperDome	
	19:00	AUS vs JPN	Semifinals 1-4	47	WOMEN	Sydney SuperDome	
	21:00	CAN vs NED	Semifinals 1-4	48	WOMEN	Sydney SuperDome	

Wheelchair Basketball

Wheelchair Basketball

Wheelchair Basketball

Wheelchair Basketball

UPDATED TO INDICATE PROGRESSIONS TO
MENS AND WOMENS FINALS SERIES

CORRECTED

DATE	TIME	TEAMS	PHASE	Match No.	GENDER	LOCATION
26 OCT 2000	9:30	USA vs GER	Semifinals 5-8	49	WOMEN	Sydney SuperDome
	11:30	MEX vs GBR	Semifinals 5-8	50	WOMEN	Sydney SuperDome
	14:15	MEX vs KOR	Semifinals 9-12	51	MEN	Sydney SuperDome
	16:15	JPN vs RSA	Semifinals 9-12	52	MEN	Sydney SuperDome
	19:00	WINNER of Quarterfinals (43) vs WINNER of Quarterfinals (44)	Semifinals 1-4	53	MEN	Sydney SuperDome
	21:00	WINNER of Quarterfinals (45) vs WINNER of Quarterfinals (46)	Semifinals 1-4	54	MEN	Sydney SuperDome
27 OCT 2000	9:30	LOSER of Quarterfinals (43) vs LOSER of Quarterfinals (44)	Semifinals 5-8	55	MEN	Sydney SuperDome
	11:30	LOSER of Quarterfinals (45) vs LOSER of Quarterfinals (46)	Semifinals 5-8	56	MEN	Sydney SuperDome
	14:30	LOSER of Semifinals (49) vs LOSER of Semifinals (50)	7th-8th Place	57	WOMEN	Sydney SuperDome
	16:30	WINNER of Semifinals (49) vs WINNER of Semifinals (50)	5th-6th Place	58	WOMEN	Sydney SuperDome
	19:30	LOSER of Semifinals (47) vs LOSER of Semifinals (48)	Bronze Medal	59	WOMEN	Sydney SuperDome
	21:30	WINNER of Semifinals (47) vs WINNER of Semifinals (48)	Gold Medal	60	WOMEN	Sydney SuperDome
28 OCT 2000	9:30	LOSER of Semifinals (51) vs LOSER of Semifinals (52)	11th-12th Place	61	MEN	Sydney SuperDome
	11:30	WINNER of Semifinals (51) vs WINNER of Semifinals (52)	9th-10th Place	62	MEN	Sydney SuperDome
	14:30	LOSER of Semifinals (56) vs LOSER of Semifinals (55)	7th-8th Place	63	MEN	Sydney SuperDome
	16:30	WINNER of Semifinals (56) vs WINNER of Semifinals (55)	5th-6th Place	64	MEN	Sydney SuperDome
	19:30	LOSER of Semifinals (54) vs LOSER of Semifinals (53)	Bronze Medal	65	MEN	Sydney SuperDome
	21:30	WINNER of Semifinals (54) vs WINNER of Semifinals (53)	Gold Medal	66	MEN	Sydney SuperDome

Wheelchair Basketball

Wheelchair Basketball

Wheelchair Basketball

Wheelchair Basketball

UPDATED TO INDICATE PROGRESSIONS TO
MENS AND WOMENS FINALS SERIES

CORRECTED

PRNWB0000012D.00058 00102323:52V010

TIME	TEAMS	PHASE	Match No.	GENDER	LOCATION	REFEREES
9:30	CAN vs SWE	Quarterfinals	43	MEN	Sydney SuperDome	BURFORD Jonathon (USA) ARNOLD Sharon (AUS) SCHOENACKER David (FRA)
11:30	FRA vs GBR	Quarterfinals	44	MEN	Sydney SuperDome	BRIERE Gilles (CAN) RAMOT Itzhack (ISR) DEWELL Ross (AUS)
14:15	USA vs AUS	Quarterfinals	45	MEN	Sydney SuperDome	CAMPOS PERIS Sergio (ESP) OTTO Jorg-ulich (GER) GAUTHIER Sebastien (CAN)
16:15	NED vs GER	Quarterfinals	46	MEN	Sydney SuperDome	ENGLISH Robert (GBR) ESHENKO Vladimer (CAN) CALIGIURI Gabriele (AUS)
19:00	AUS vs JPN	Semifinals 1-4	47	WOMEN	Sydney SuperDome	VLUG Theodorus (NED) BHANIA Balwant (GBR) BEHRE Christofer (SWE)
21:00	CAN vs NED	Semifinals 1-4	48	WOMEN	Sydney SuperDome	GONZALES Anthony (USA) JUNGMANN Hans-Dieter (GER) CHUNG Hak Mo (KOR)

Wheelchair Basketball

Wheelchair Basketball

Wheelchair Basketball

Wheelchair Basketball

PRNWB0000012E.00051 00102323:52V010

Match No: 43

CAN vs SWE

Start Time: 9:30

Referees: BURFORD Jonathon (USA)
ARNOLD Sharon (AUS)

SCHOENACKER David (FRA)

Canada (CAN)

No.	Name	Class Points	Age	PPG	FG%	3FG%	FT%	RPG	APG	MPG
4	DUREPOS Dave (C)	3.5	32	5.8	27.6	0.0	59.1	1.2	0.8	12:43
5	HENDERSON Roy	2.0	45	1.6	37.5		50.0	2.2		10:10
6	TREUER James	4.5	29	7.2	53.6		37.5	3.0	1.6	10:53
7	DENNIS Jeff	4.0	27	5.0	47.4		50.0	2.8	0.8	6:34
8	JOHNSON Joey	4.5	25	4.8	40.0		44.4	8.0	1.4	19:25
9	NORTON Ross	2.0	27	2.6	37.5		16.7	3.2	1.4	30:40
10	HALL Ken	2.0	30	4.4	57.9		0.0	3.0	2.2	26:50
11	BORISOFF Jaimie (C)	1.0	30	2.8	42.9		50.0	1.2	1.8	22:49
12	ANDERSON Patrick	4.5	21	18.8	55.9	30.0	68.2	12.4	3.6	27:36
13	STOUTENBURG Chris	1.0	23	3.8	77.8		14.3	1.3		12:46
14	GAERTNER Travis	3.0	20	5.8	66.7		41.2	0.3	0.3	8:54
15	PETER Richard	2.5	28	5.8	47.6	0.0	60.0	1.6	1.2	16:13
TEAM			28.1	65.4	48.9	17.6	47.7	39.2	14.8	

Coach FROGLEY Michael
Assistant Coach BOWES Paul

TONELLO Jerry

CAN Played		
PR	MEX	61-33
PR	GBR	55-50
PR	RSA	85-25
PR	GER	68-43
PR	USA	58-45

Sweden (SWE)

No.	Name	Class Points	Age	PPG	FG%	3FG%	FT%	RPG	APG	MPG
4	H Aidari Hussein	3.0	21	8.2	34.1	16.7	39.3	3.8	2.2	19:23
5	JAMESON Per	1.5	38	0.6	16.7		50.0	1.8	1.0	23:53
6	FLENSBURG Daniel	2.5	29	0.7	25.0			0.3		3:28
7	GUSTAVSSON Joachim	4.0	28	5.4	31.0		33.3	5.2	0.4	15:55
8	ABLORH Enoch	4.0	28	1.8	22.2	0.0	62.5	1.4	0.4	8:16
9	WAPNER Christian	1.0	37	0.8	25.0		0.0	0.4	0.6	14:16
10	BERGLUND Gunnar	4.0	47	13.2	36.7	28.6	58.1	5.4	2.4	23:49
11	KOHLSTROEM Peter	2.5	25	1.0	50.0		50.0	1.3		3:36
12	AKERBERG Thomas	3.0	32	4.0	46.7	0.0	66.7	2.2	1.2	23:05
13	UHLEN Per	1.5	31	5.4	40.0	0.0	70.0	1.8	1.2	25:27
14	WEGEBORN Stefan	2.0	35	3.2	38.9		25.0	1.0	0.8	15:27
15	ANDERSSON Lars-Gunnar (C)	4.0	43	9.6	30.3	0.0	57.1	11.6	0.4	31:09
TEAM			32.8	53.2	33.8	20.0	51.3	35.6	10.6	

Coach KARLSSON Kjell
Assistant Coach STAVEGREN Joakim

SWE Played		
PR	FRA	50-51
PR	KOR	57-55
PR	NED	45-62
PR	AUS	54-69
PR	JPN	60-43

Legend:

(C) : Captain PR : Preliminary Round QF : Quarterfinal SF : Semi-final
PPG : Points Per Game RPG : Rebounds per Game APG : Assists per Game MPG : Minutes Played per Game
FT% : Free Throws % FG% : Field Goals % 3FG% : 3 Points Field Goals %

PRNWB0000012F.00051 00102323:52V010

Match No: 44

FRA vs GBR

Start Time: 11:30

Referees: BRIERE Gilles (CAN)
RAMOT Itzhack (ISR)

DEWELL Ross (AUS)

France (FRA)

No.	Name	Class Points	Age	PPG	FG%	3FG%	FT%	RPG	APG	MPG
4	SALLEM Riadh	1.0	30	1.4	30.0	0.0	25.0	0.8		12:38
5	ABOUKIR Jean-Denis	2.5	34	3.6	33.3		66.7	1.8	1.2	20:49
6	LIBMAN Bertrand	3.0	29	1.2	28.6	0.0	33.3	2.8	0.2	9:34
7	COURNEIL Jerome	2.0	24	2.0	41.7		0.0	1.8	0.2	17:44
8	BOUSTILA Ouahid	4.0	34	10.6	39.0	33.3	37.5	7.0	0.8	20:12
9	FAHRASMANE Mario (C)	4.0	32	2.0	18.8	0.0	33.3	2.0	1.5	9:43
10	GUYOT Frederic	2.0	25	6.2	35.0		50.0	4.6	6.6	35:39
11	THEREZO Jose	4.5	35	7.4	53.8		56.3	4.8	1.4	18:59
12	HAMELIN David	2.5	20		0.0			2.0		1:04
13	DIXNEUF Lionel	3.0	25	1.0	16.7	0.0	0.0	1.5		6:27
14	BAYE Philippe	4.5	40	23.8	40.0	0.0	77.0	8.8	1.2	27:30
15	LAFFONT Jean Pascal	1.0	28	1.2	60.0	0.0	0.0	0.8		26:15
TEAM			29.7	59.4	37.9	4.5	54.8	35.8	12.8	
Coach	SORIANO Jean-Paul									
Assistant Coach	SCHOENACKER Maurice									

FRA Played

PR	SWE	51-50
PR	AUS	63-54
PR	JPN	67-44
PR	NED	51-76
PR	KOR	65-48

Great Britain (GBR)

No.	Name	Class Points	Age	PPG	FG%	3FG%	FT%	RPG	APG	MPG
4	CAINE Steve	2.0	35	4.6	47.1	50.0	60.0	1.8	2.0	16:02
5	THOMAS Sinclair	3.0	31	5.6	59.1		33.3	4.8	1.4	16:19
6	HAYES Kevin	1.0	37	3.0	46.2			0.5	0.3	12:34
7	BYWATER Terry	4.5	17	6.5	31.3	0.0	100.0	4.5	1.5	9:26
8	MUNN Simon (C)	4.0	32	10.2	41.4	0.0	33.3	10.8	0.8	28:41
9	POLLOCK Jonathan	2.5	23	8.6	27.3	32.0	71.4	3.0	3.4	28:02
10	ADEPITAN Ade	2.5	27	7.0	54.5	100.0	53.8	1.8	1.8	13:35
11	JOHNSON Dan	2.5	36	7.4	38.5		77.8	2.6	2.2	25:07
12	BLAKE Andrew	2.5	28	3.0	36.8	0.0	33.3	7.0	0.8	23:44
13	HOWLEY Fred	4.0	29	3.0	60.0	0.0		1.5	1.0	8:59
14	PRICE Colin	2.5	36	9.8	52.3		25.0	3.2	4.0	25:52
15	BRAMLEY David	4.0	31	3.4	53.3	0.0	50.0	3.0		10:09
TEAM			30.2	65.8	42.8	28.9	51.4	40.8	17.6	
Coach	TITMUSS David									
Assistant Coach	SMITH Nigel					TOLFREY Vicky				

GBR Played

PR	GER	61-43
PR	CAN	50-55
PR	MEX	70-58
PR	USA	65-74
PR	RSA	83-32

Legend:

(C) : Captain
 PPG : Points Per Game
 FT% : Free Throws %
 PR : Preliminary Round
 RPG : Rebounds per Game
 FG% : Field Goals %
 QF : Quarterfinal
 APG : Assists per Game
 3FG% : 3 Points Field Goals %
 SF : Semi-final
 MPG : Minutes Played per Game

PRNWB00000130.00051 00102323:52V010

Match No: 45

USA vs AUS

Start Time: 14:15

Referees: CAMPOS PERIS Sergio (ESP)
OTTO Jorg-ulich (GER)

GAUTHIER Sebastien (CAN)

United States of America (USA)

No.	Name	Class Points	Age	PPG	FG%	3FG%	FT%	RPG	APG	MPG
4	BARBER Eric	1.0	29	2.5	45.5			1.0	0.3	14:01
5	JUETTE Melvin Sean	2.0	31	2.2	20.0		50.0	2.6	4.0	28:18
6	TEW Steve	4.0	22	8.0	33.3		0.0	6.0	4.0	21:40
7	GILL JR Chuck	3.5	36	9.0	65.4		40.0	4.3	1.8	19:41
8	HERNANDEZ William	2.5	30	0.7	25.0					3:35
9	WALLER William Henry	3.0	27	7.4	45.5	0.0	53.8	6.8	0.8	28:19
10	SCHLAPPI Mike Palmer	1.5	37	4.0	35.0		54.5	2.4	2.0	21:48
11	SCHULTE Paul	3.0	21	14.6	50.9	40.0	53.6	3.8	5.4	32:41
12	KILEY David Paul (C)	3.0	47	3.2	35.3	100.0	75.0	2.8	0.6	10:34
13	BELL Curtis	4.5	47	2.0	22.2		100.0	2.0	0.7	7:59
14	JOHNSON Larry	2.5	36	9.0	51.3		55.6	4.2	1.4	23:06
15	GLASBRENNER Jeffrey James	4.5	27	14.0	73.8		23.5	8.4	0.2	21:56
TEAM			32.5	66.8	48.1	42.9	45.0	37.6	17.2	
Coach	BYRNES Dan									
Assistant Coach	BURNS Frank		PHILLIPS Mo							

USA Played		
PR	RSA	97-25
PR	MEX	60-44
PR	GER	58-46
PR	GBR	74-65
PR	CAN	45-58

Australia (AUS)

No.	Name	Class Points	Age	PPG	FG%	3FG%	FT%	RPG	APG	MPG
4	PORTER Shane	1.0	21	0.8	20.0		40.0	1.4		13:40
5	SACHS Troy (C)	4.5	24	22.2	48.0	20.0	67.9	12.0	4.4	31:03
6	GOULD David	4.5	35	7.8	38.2	0.0	38.5	4.5	1.5	17:03
7	BLYTHE Sandy (C)	2.5	38	7.8	41.7		56.3	6.0	3.0	32:08
8	GROENEWEGEN Shaun	4.0	18	4.2	35.3	12.5	80.0	2.6	0.6	7:33
9	McFAWN Michael	3.0	47	2.0	27.3			1.7	0.3	6:09
10	MORRIS Nick	1.0	29	0.8	16.7		28.6	1.6	0.8	22:36
11	HEWSON Gerry	1.5	42	3.6	52.9			0.8	2.4	27:24
12	QUINN Brook	3.5	27	2.3	42.9		16.7	2.0	0.7	5:37
13	ANDREWS Troy	1.5	38	0.5	33.3			0.8		12:22
14	KING Adrian	2.0	28	1.5	42.9		0.0	0.8	0.3	12:40
15	NESS Brad	4.5	25	12.4	47.5		26.7	14.2	1.0	24:47
TEAM			31.0	62.2	43.0	13.3	51.5	45.6	14.2	
Coach	TURNER Bob									
Assistant Coach	OLIVER Richard		WALKER Michael							

AUS Played		
PR	JPN	64-36
PR	FRA	54-63
PR	KOR	77-33
PR	SWE	69-54
PR	NED	47-48

Legend:

(C) : Captain PR : Preliminary Round QF : Quarterfinal SF : Semi-final
 PPG : Points Per Game RPG : Rebounds per Game APG : Assists per Game MPG : Minutes Played per Game
 FT% : Free Throws % FG% : Field Goals % 3FG% : 3 Points Field Goals %

PRNWB00000131.00051 00102323:52V010

Match No: 46

NED vs GER

Start Time: 16:15

Referees: ENGLISH Robert (GBR)
ESHENKO Vladimer (CAN)

CALIGIURI Gabriele (AUS)

Netherlands (NED)

No.	Name	Class Points	Age	PPG	FG%	3FG%	FT%	RPG	APG	MPG
4	OOSTERBOSCH Mario	4.0	22	1.5	60.0		0.0	1.0	0.3	3:58
5	DETTMER Ruud	1.0	30	0.8	14.3			3.0	0.8	21:04
6	de ROOIJ Anton	1.0	33	4.2	38.5		16.7	2.0	1.2	30:49
7	JEBARI Mustafa	3.0	27	5.4	46.2		25.0	4.4	1.4	23:48
8	van GENT Arie	1.0	31							7:51
9	de GOEDE Frank	2.0	28	2.8	41.2			0.2		11:56
10	van der LINDEN Gert Jan (C)	4.0	33	12.8	38.6	13.0	48.6	6.6	9.8	37:16
11	't LAM Wim	4.0	30	3.0	36.4		57.1	2.0		8:04
12	JANSENS Koen	4.0	27	25.2	53.6	50.0	72.4	11.0	1.0	30:00
13	MARTENS Rene	1.5	31	2.3	40.0	0.0	50.0	1.3	0.5	14:18
14	van de BUNTE Kees	4.0	33	3.0	50.0		16.7	2.0		4:38
15	van der WERF Kornelis	4.0	32	9.0	51.3		50.0	5.6	0.4	18:20
TEAM			29.8	66.2	45.1	15.4	48.6	36.6	15.2	
Coach	VERHEUVEL Rob									
Assistant Coach	VERGOOSSEN Luc									

NED Played

PR	KOR	83-48
PR	JPN	62-52
PR	SWE	62-45
PR	FRA	76-51
PR	AUS	48-47

Germany (GER)

No.	Name	Class Points	Age	PPG	FG%	3FG%	FT%	RPG	APG	MPG
4	SCHWARZ Ralf	4.5	27	11.5	57.9		50.0	5.0		14:59
5	HUEBNER Lars	1.5	35	2.4	35.3		0.0	1.6	0.8	21:03
6	SNIEGOCKI Markus	2.0	29	3.3	25.0	0.0	87.5	1.8	1.5	19:08
7	FISCHER Thomas	1.5	33	5.0	47.8	0.0	75.0	0.4	1.6	20:54
8	WIMMERS Guido (C)	4.5	28	10.8	47.7		44.4	7.4	0.8	19:07
9	HABERKORN Markus	3.0	26	4.5	27.3		75.0	2.0	2.5	14:00
10	LEONHARDT Joerg	1.0	35	5.0	55.6				1.5	17:06
11	OTTO Martin	4.5	38	9.5	51.7		61.5	6.5	1.0	21:59
12	THALHEIM Dirk	2.0	29	7.8	51.4		50.0	2.2	2.4	23:18
13	CHRISTINK Lars	2.0	28	3.2	20.0	0.0	33.3	1.8	4.6	26:57
14	COSKUN Ahmet	4.0	25	5.8	47.6	0.0	60.0	2.0	1.0	13:48
15	KOEHLER Dirk	4.0	32	10.4	48.8	0.0	63.2	8.2	1.2	26:14
TEAM			30.4	62.8	44.0	0.0	56.5	32.6	15.8	
Coach	ROEMER Gerd									
Assistant Coach										

GER Played

PR	GBR	43-61
PR	RSA	113-27
PR	USA	46-58
PR	CAN	43-68
PR	MEX	69-56

Legend:

(C) : Captain PR : Preliminary Round QF : Quarterfinal SF : Semi-final
 PPG : Points Per Game RPG : Rebounds per Game APG : Assists per Game MPG : Minutes Played per Game
 FT% : Free Throws % FG% : Field Goals % 3FG% : 3 Points Field Goals %

PRNWB00000132.00051 00102323:52V010

Match No: 47

AUS vs JPN

Start Time: 19:00

Referees: VLOG Theodorus (NED)
BHANIA Balwant (GBR)

BEHRE Christofer (SWE)

Australia (AUS)

No.	Name	Class Points	Age	PPG	FG%	3FG%	FT%	RPG	APG	MPG
4	ADAMS Julianne	2.0	34	4.0	40.0	0.0	0.0	2.0	3.0	26:40
5	MOSELY Alison	4.5	28	7.0	29.0		60.0	4.7	1.7	21:13
6	DUNN Mellissa	4.5	24	2.7	28.6		100.0	2.0		5:30
7	FARRELL Karen	1.0	38	0.3	0.0		50.0	0.7		15:09
8	ROMEO Nadya	1.0	29		0.0			1.3		15:24
9	TESCH Liesl	4.5	31	12.3	32.5	0.0	68.8	12.0	4.0	34:12
10	SLANN Sharon	2.5	34	2.3	33.3		50.0	2.0	1.0	11:11
11	RITCHIE Donna (C)	1.5	36	0.7	25.0			1.7		13:10
12	CARTER Amanda	2.0	36	9.7	41.2		20.0	4.0	2.0	31:40
13	O'NION Lisa	3.0	33	0.7	20.0					7:19
14	COGHLAN Paula	4.5	35	1.3	15.4			3.0	0.3	8:41
15	WEBB Jane	3.0	28	0.7	16.7			2.7	1.7	9:47
TEAM			32.2	41.7	31.3	0.0	58.3	36.0	13.7	
Coach	CORR Peter									
Assistant Coach	BEVERIDGE Rob					YORK Tracy				

AUS Played		
PR	NED	38-26
PR	GBR	43-12
PR	USA	44-36

Japan (JPN)

No.	Name	Class Points	Age	PPG	FG%	3FG%	FT%	RPG	APG	MPG
4	TSUKAMOTO Kyoko (C)	2.5	41	2.0	42.9		0.0	1.3	1.3	12:35
5	YASHIMA Kyoko	1.0	33	0.7	50.0			0.3		5:34
6	UEMURA Chika	3.5	34	16.0	40.4		43.5	19.3	0.3	38:49
7	SAKO Junko	1.0	38	0.7	25.0			0.3	0.3	16:00
8	HORIKAWA Sayuri	2.0	37		0.0			1.5		9:24
9	TAKABAYASHI Mika	2.0	29	9.7	42.9	0.0	45.5	5.7	5.7	31:46
10	KAWAKAMI Rie	1.0	29		0.0					8:55
11	MASHIKO Megumi	3.5	30	7.3	47.6		22.2	4.7	2.0	32:51
12	TOMORI Hiromi	4.5	30	1.0			50.0			4:38
13	HIROMICHI Naoko	4.5	32	2.0	50.0			2.0		5:14
14	SOEDA Tomoe	3.5	25	9.7	50.0		30.0	4.0	2.3	32:48
15	MINAMIKAWA Sachiko	2.0	36	3.0	14.3		43.8		0.3	9:34
TEAM			32.8	50.3	41.8	0.0	37.7	37.3	12.3	
Coach	MIKAMI Shinji									
Assistant Coach	SAKANO Haruo					SAITO Nobuaki				

JPN Played		
PR	GER	62-52
PR	MEX	57-41
PR	CAN	32-49

Legend:

(C) : Captain PR : Preliminary Round QF : Quarterfinal SF : Semi-final
 PPG : Points Per Game RPG : Rebounds per Game APG : Assists per Game MPG : Minutes Played per Game
 FT% : Free Throws % FG% : Field Goals % 3FG% : 3 Points Field Goals %

PRNWB00000133.00051 00102323:52V010

Match No: 48

CAN vs NED

Start Time: 21:00

Referees: GONZALES Anthony (USA)
JUNGMANN Hans-Dieter (GER)

CHUNG Hak Mo (KOR)

Canada (CAN)

No.	Name	Class Points	Age	PPG	FG%	3FG%	FT%	RPG	APG	MPG
4	KREMPIEN Jennifer	1.0	25		0.0			1.3	1.3	21:49
5	ABBOTT Marni	1.0	34	0.7	16.7			1.7	0.7	15:27
6	OHAMA Kendra	2.5	35	5.3	47.1			2.0	1.0	23:43
7	PETERS Marnie	2.0	29		0.0			2.3	0.7	7:25
8	DEL COLLE Renee	4.5	32	4.7	36.8		0.0	8.7	2.0	21:44
9	BENOIT Chantal	4.0	40	11.0	41.7	20.0	28.6	4.7	3.0	23:23
10	STILWELL Michelle	1.0	26					1.0		4:10
11	PETTINICCHI Sabrina	2.0	28	3.0	37.5		33.3	1.0	0.7	14:43
12	FERGUSON Tracey	3.0	26	7.3	28.6	12.5	14.3	1.3	0.7	21:38
13	RADKE Lori	4.5	34	10.5	47.6		25.0	7.0	2.0	21:11
14	KUTROWSKI Linda (C)	2.0	42	5.3	42.9		50.0	6.0	1.3	22:56
15	KELLY Jo	2.5	36	4.0	62.5		28.6	2.0	0.3	8:51
TEAM			32.3	48.3	37.8	15.4	30.2	36.7	13.0	

CAN Played		
PR	MEX	60-28
PR	GER	36-26
PR	JPN	49-32

Coach	FRICK Tim
Assistant Coach	BURLEIGH Jo-Anne
	MASH-HADLOW Charlene

Netherlands (NED)

No.	Name	Class Points	Age	PPG	FG%	3FG%	FT%	RPG	APG	MPG
4	JANSEN Jennette	3.5	32	5.0	33.3			2.0	0.5	20:14
5	GRIFFIOEN Jiske	3.5	15		0.0		0.0			1:41
6	IBRAHIMI Achoucha	1.5	31	0.7	25.0		0.0	3.0	0.3	28:06
7	SANDERS Erna	1.0	37							
8	TIGGELMAN Inge	4.5	32	8.0	25.0	50.0	30.0	8.0	2.3	25:53
9	van der LAAN Guda (C)	2.0	42	2.3	15.8	0.0	12.5	8.7	3.7	38:14
10	MOS Jose	1.5	35	1.3	50.0			2.3	0.3	28:43
11	KORVER Cher	2.5	24	2.7	36.4		0.0	0.7		23:10
12	WEVERS Miranda	3.0	28	1.3	22.2		0.0	3.0	0.7	9:56
13	van VEGGEL Jeanine	4.5	33	14.0	43.6	100.0	43.8	8.7	0.3	27:04
14	GARNIER Petra	4.5	29							
15	van LEEUWEN Evelyn	3.5	28	2.0	40.0		0.0	2.0	0.5	7:12
TEAM			30.5	35.0	31.3	40.0	25.0	37.0	8.3	

NED Played		
PR	AUS	26-38
PR	USA	45-26
PR	GBR	34-21

Coach	KLERKS Ben
Assistant Coach	MAKKENZE Henk
	SCHEPERS Simone

Legend:
 (C) : Captain **PR** : Preliminary Round **QF** : Quarterfinal **SF** : Semi-final
PPG : Points Per Game **RPG** : Rebounds per Game **APG** : Assists per Game **MPG** : Minutes Played per Game
FT% : Free Throws % **FG%** : Field Goals % **3FG%** : 3 Points Field Goals %

PRNWB00000134.00026 00102323:53V010

WED 25 OCT 2000

SYDNEY SUPERDOME

Match No: 43

CAN vs SWE

Start Time: 9:30

Referees: BURFORD Jonathon (USA)
ARNOLD Sharon (AUS)

SCHOENACKER David (FRA)

Canada (CAN)												RUNNING SCORE																					
Time-Outs						Team Fouls						A		B		A		B		A		B											
First Half						1	2	3	4	5	6	7	1	1	2	2	3	3	4	4	5	5	6	6									
Second Half						1	2	3	4	5	6	7	7	7	8	8	9	9	10	10	11	11	12	12	13	13							
Extra Periods													14	14	15	15	16	16	17	17	18	18	19	19									
Class Points	Name of Players					No.	Player In	Fouls					A		B		A		B		A		B										
	DUREPOS Dave					4		1	2	3	4	5	6	6	7	7	8	8	9	9	10	10	11	11									
	HENDERSON Roy					5							12	12	13	13	14	14	15	15	16	16	17	17									
	TREUER James					6							18	18	19	19	20	20	21	21	22	22	23	23									
	DENNIS Jeff					7							24	24	25	25	26	26	27	27	28	28	29	29									
	JOHNSON Joey					8							30	30	31	31	32	32	33	33	34	34	35	35									
	NORTON Ross					9							36	36	37	37	38	38	39	39	40	40											
	HALL Ken					10																											
	BORISOFF Jaimie					11																											
	ANDERSON Patrick					12																											
	STOUTENBURG Chris					13																											
	GAERTNER Travis					14																											
	PETER Richard					15																											
Coach: FROGLEY Michael																																	
1st Ass. Coach: BOWES Paul																																	
2nd Ass. Coach: TONELLO Jerry																																	
Sweden (SWE)												A		B		A		B		A		B											
Time-Outs						Team Fouls						1	1	2	2	3	3	4	4	5	5	6	6										
First Half						1	2	3	4	5	6	7	7	7	8	8	9	9	10	10	11	11	12	12									
Second Half						1	2	3	4	5	6	7	13	13	14	14	15	15	16	16	17	17	18	18	19	19							
Extra Periods													20	20	21	21	22	22	23	23	24	24	25	25									
Class Points	Name of Players					No.	Player In	Fouls					A		B		A		B		A		B										
	HAIDARI Hussein					4		1	2	3	4	5	6	6	7	7	8	8	9	9	10	10	11	11									
	JAMESON Per					5							12	12	13	13	14	14	15	15	16	16	17	17									
	FLENSBURG Daniel					6							18	18	19	19	20	20	21	21	22	22	23	23									
	GUSTAVSSON Joachim					7							24	24	25	25	26	26	27	27	28	28	29	29									
	ABLORH Enoch					8							30	30	31	31	32	32	33	33	34	34	35	35									
	WAPNER Christian					9							36	36	37	37	38	38	39	39	40	40											
	BERGLUND Gunnar					10																											
	KOHLESTROEM Peter					11																											
	AKERBERG Thomas					12																											
	UHLEN Per					13																											
	WEGEBORN Stefan					14																											
	ANDERSSON Lars-Gunnar					15																											
Coach: KARLSSON Kjell																																	
1st Ass. Coach: STAVEGREN Joakim																																	
2nd Ass. Coach:																																	

Scores:	First Half	A _____	B _____
	Second Half	A _____	B _____
	Extra Period	A _____	B _____
Final Score:	Team A: _____		Team B: _____
Name of Winning Team:	_____		
ScoreKeeper:	_____		
TimeKeeper:	_____		
30' Operator:	_____		
Referee:	_____		
Umpire:	_____		
Captain's Signature in case of Protest:	_____		

Wheelchair Basketball

PRNWB00000135.00026 00102323:53V010

WED 25 OCT 2000

SYDNEY SUPERDOME

Match No: 44

FRA vs GBR

Start Time: 11:30

Referees: BRIERE Gilles (CAN)
RAMOT Itzhack (ISR)

DEWELL Ross (AUS)

France (FRA)										RUNNING SCORE													
Time-Outs					Team Fouls					A		B		A		B		A		B			
First Half					1	2	3	4	5	6	7	1	1	2	2	3	3	4	4	5	5	6	6
Second Half					1	2	3	4	5	6	7	7	7	8	8	9	9	10	10	11	11	12	12
Extra Periods												11	11	12	12	13	13	14	14	15	15		
Class Points	Name of Players			No.	Player In	Fouls					A		B		A		B		A		B		
	SALLEM Riadh			4		1	2	3	4	5	6	6	7	7	8	8	9	9	10	10	11	11	
	ABOUKIR Jean-Denis			5							12	12	13	13	14	14	15	15	16	16	17	17	
	LIBMAN Bertrand			6							18	18	19	19	20	20	21	21	22	22	23	23	
	COURNEIL Jerome			7							24	24	25	25	26	26	27	27	28	28	29	29	
	BOUSTILA Ouahid			8							30	30	31	31	32	32	33	33	34	34	35	35	
	FAHRASMANE Mario			9							36	36	37	37	38	38	39	39	40	40			
	GUYOT Frederic			10																			
	THEREZO Jose			11																			
	HAMELIN David			12																			
	DIXNEUF Lionel			13																			
	BAYE Philippe			14																			
	LAFFONT Jean Pascal			15																			
Coach: SORIANO Jean-Paul																							
1st Ass. Coach: SCHOENACKER Maurice																							
2nd Ass. Coach:																							
Great Britain (GBR)																							
Time-Outs					Team Fouls					A		B		A		B		A		B			
First Half					1	2	3	4	5	6	7	24	24	25	25	26	26	27	27	28	28	29	29
Second Half					1	2	3	4	5	6	7	30	30	31	31	32	32	33	33	34	34	35	35
Extra Periods												36	36	37	37	38	38	39	39	40	40		
Class Points	Name of Players			No.	Player In	Fouls					A		B		A		B		A		B		
	CAINE Steve			4		1	2	3	4	5	66	66	67	67	68	68	69	69	70	70	71	71	
	THOMAS Sinclair			5							72	72	73	73	74	74	75	75	76	76	77	77	
	HAYES Kevin			6							78	78	79	79	80	80							
	BYWATER Terry			7																			
	MUNN Simon			8																			
	POLLOCK Jonathan			9																			
	ADEPITAN Ade			10																			
	JOHNSON Dan			11																			
	BLAKE Andrew			12																			
	HOWLEY Fred			13																			
	PRICE Colin			14																			
	BRAMLEY David			15																			
Coach: TITMUSS David																							
1st Ass. Coach: SMITH Nigel																							
2nd Ass. Coach: TOLFREY Vicky																							
Scores:					First Half					A _____		B _____		A _____		B _____		A _____		B _____			
					Second Half					A _____		B _____		A _____		B _____		A _____		B _____			
					Extra Period					A _____		B _____		A _____		B _____		A _____		B _____			
ScoreKeeper:					_____					Final Score:					Team A: _____ Team B: _____								
TimeKeeper:					_____					Name of Winning Team:					_____								
30' Operator:					_____					Referee:					_____								
										Umpire:					_____								
										Captain's Signature in case of Protest:					_____								

Wheelchair Basketball

PRNWB00000136.00026 00102323:53V010

WED 25 OCT 2000

SYDNEY SUPERDOME

Match No: 45

USA vs AUS

Start Time: 14:15

Referees: CAMPOS PERIS Sergio (ESP)
OTTO Jorg-ulich (GER)

GAUTHIER Sebastien (CAN)

United States of America (USA)										RUNNING SCORE											
Time-Outs					Team Fouls					A	B	A	B	A	B	A	B				
First Half					1	2	3	4	5	6	7			41	41			81	81	121	121
Second Half					1	2	3	4	5	6	7			42	42			82	82	122	122
Extra Periods														43	43			83	83	123	123
														44	44			84	84	124	124
														45	45			85	85	125	125
														46	46			86	86	126	126
														47	47			87	87	127	127
														48	48			88	88	128	128
														49	49			89	89	129	129
														50	50			90	90	130	130
														51	51			91	91	131	131
														52	52			92	92	132	132
														53	53			93	93	133	133
														54	54			94	94	134	134
														55	55			95	95	135	135
														56	56			96	96	136	136
														57	57			97	97	137	137
														58	58			98	98	138	138
														59	59			99	99	139	139
														60	60			100	100	140	140
														61	61			101	101	141	141
														62	62			102	102	142	142
														63	63			103	103	143	143
														64	64			104	104	144	144
														65	65			105	105	145	145
														66	66			106	106	146	146
														67	67			107	107	147	147
														68	68			108	108	148	148
														69	69			109	109	149	149
														70	70			110	110	150	150
														71	71			111	111	151	151
														72	72			112	112	152	152
														73	73			113	113	153	153
														74	74			114	114	154	154
														75	75			115	115	155	155
														76	76			116	116	156	156
														77	77			117	117	157	157
														78	78			118	118	158	158
														79	79			119	119	159	159
														80	80			120	120	160	160
Coach: BYRNES Dan																					
1st Ass. Coach: BURNS Frank																					
2nd Ass. Coach: PHILLIPS Mo																					
Australia (AUS)																					
Time-Outs					Team Fouls					A	B	A	B	A	B	A	B				
First Half					1	2	3	4	5	6	7			61	61			101	101	141	141
Second Half					1	2	3	4	5	6	7			62	62			102	102	142	142
Extra Periods														63	63			103	103	143	143
														64	64			104	104	144	144
														65	65			105	105	145	145
														66	66			106	106	146	146
														67	67			107	107	147	147
														68	68			108	108	148	148
														69	69			109	109	149	149
														70	70			110	110	150	150
														71	71			111	111	151	151
														72	72			112	112	152	152
														73	73			113	113	153	153
														74	74			114	114	154	154
														75	75			115	115	155	155
														76	76			116	116	156	156
														77	77			117	117	157	157
														78	78			118	118	158	158
														79	79			119	119	159	159
														80	80			120	120	160	160

Scores:	First Half	A	_____	B	_____
	Second Half	A	_____	B	_____
	Extra Period	A	_____	B	_____
Final Score:	Team A: _____		Team B: _____		
Name of Winning Team:	_____				
ScoreKeeper:	_____				
TimeKeeper:	_____				
30' Operator:	_____				
Referee:	_____				
Umpire:	_____				
Captain's Signature in case of Protest:	_____				

Wheelchair Basketball

PRNWB00000137.00026 00102323:53V010

Match No: 46

NED vs GER

Start Time: 16:15

Referees: ENGLISH Robert (GBR)
ESHENKO Vladimir (CAN)

CALIGIURI Gabriele (AUS)

Netherlands (NED)											RUNNING SCORE																
Time-Outs											Team Fouls																
First Half											1	2	3	4	5	6	7	A	B	A	B	A	B	A	B	A	B
Second Half											1	2	3	4	5	6	7	1	1	41	41	81	81	121	121		
Extra Periods											1	2	3	4	5	6	7	2	2	42	42	82	82	122	122		
Class Points	Name of Players										No.	Player In	Fouls					A	B	A	B	A	B	A	B		
													1	2	3	4	5	3	3	43	43	83	83	123	123		
	OOSTERBOSCH Mario										4						4	4	44	44	84	84	124	124			
	DETTMER Ruud										5						5	5	45	45	85	85	125	125			
	de ROOIJ Anton										6						6	6	46	46	86	86	126	126			
	JEBARI Mustafa										7						7	7	47	47	87	87	127	127			
	van GENT Arie										8						8	8	48	48	88	88	128	128			
	de GOEDE Frank										9						9	9	49	49	89	89	129	129			
	van der LINDEN Gert Jan										10						10	10	50	50	90	90	130	130			
	't LAM Wim										11						11	11	51	51	91	91	131	131			
	JANSENS Koen										12						12	12	52	52	92	92	132	132			
	MARTENS Rene										13						13	13	53	53	93	93	133	133			
	van de BUNTE Kees										14						14	14	54	54	94	94	134	134			
	van der WERF Kornelis										15						15	15	55	55	95	95	135	135			
Coach: VERHEUVEL Rob																	16	16	56	56	96	96	136	136			
1st Ass. Coach: VERGOOSSEN Luc																	17	17	57	57	97	97	137	137			
2nd Ass. Coach:																	18	18	58	58	98	98	138	138			
																	19	19	59	59	99	99	139	139			
																	20	20	60	60	100	100	140	140			
																	21	21	61	61	101	101	141	141			
																	22	22	62	62	102	102	142	142			
																	23	23	63	63	103	103	143	143			
																	24	24	64	64	104	104	144	144			
																	25	25	65	65	105	105	145	145			
																	26	26	66	66	106	106	146	146			
																	27	27	67	67	107	107	147	147			
																	28	28	68	68	108	108	148	148			
																	29	29	69	69	109	109	149	149			
																	30	30	70	70	110	110	150	150			
																	31	31	71	71	111	111	151	151			
																	32	32	72	72	112	112	152	152			
																	33	33	73	73	113	113	153	153			
																	34	34	74	74	114	114	154	154			
																	35	35	75	75	115	115	155	155			
																	36	36	76	76	116	116	156	156			
																	37	37	77	77	117	117	157	157			
																	38	38	78	78	118	118	158	158			
																	39	39	79	79	119	119	159	159			
																	40	40	80	80	120	120	160	160			
Scores:											First Half	A	_____	B	_____	Final Score: Team A: _____ Team B: _____											
											Second Half	A	_____	B	_____	Name of Winning Team: _____											
											Extra Period	A	_____	B	_____												
ScoreKeeper: _____											Referee: _____																
TimeKeeper: _____											Umpire: _____																
30' Operator: _____											Captain's Signature in case of Protest: _____																

Wheelchair Basketball

Wheelchair Basketball

Wheelchair Basketball

Wheelchair Basketball

PRNWB00000138.00026 00102323:53V010

Match No: 47

AUS vs JPN

Start Time: 19:00

Referees: VLOG Theodoros (NED)
BHANIA Balwant (GBR)

BEHRE Christofer (SWE)

Australia (AUS)												RUNNING SCORE																
Time-Outs						Team Fouls						A		B		A		B		A		B						
First Half						1	2	3	4	5	6	7	1		2		41		41		81		81		121		121	
Second Half						1	2	3	4	5	6	7	3		3		42		42		82		82		122		122	
Extra Periods												4		4		43		43		83		83		123		123		
												5		5		44		44		84		84		124		124		
												6		6		45		45		85		85		125		125		
												7		7		46		46		86		86		126		126		
												8		8		47		47		87		87		127		127		
												9		9		48		48		88		88		128		128		
												10		10		49		49		89		89		129		129		
												11		11		50		50		90		90		130		130		
												12		12		51		51		91		91		131		131		
												13		13		52		52		92		92		132		132		
												14		14		53		53		93		93		133		133		
												15		15		54		54		94		94		134		134		
												16		16		55		55		95		95		135		135		
												17		17		56		56		96		96		136		136		
												18		18		57		57		97		97		137		137		
												19		19		58		58		98		98		138		138		
												20		20		59		59		99		99		139		139		
												21		21		60		60		100		100		140		140		
												22		22		61		61		101		101		141		141		
												23		23		62		62		102		102		142		142		
												24		24		63		63		103		103		143		143		
												25		25		64		64		104		104		144		144		
												26		26		65		65		105		105		145		145		
												27		27		66		66		106		106		146		146		
												28		28		67		67		107		107		147		147		
												29		29		68		68		108		108		148		148		
												30		30		69		69		109		109		149		149		
												31		31		70		70		110		110		150		150		
												32		32		71		71		111		111		151		151		
												33		33		72		72		112		112		152		152		
												34		34		73		73		113		113		153		153		
												35		35		74		74		114		114		154		154		
												36		36		75		75		115		115		155		155		
												37		37		76		76		116		116		156		156		
												38		38		77		77		117		117		157		157		
												39		39		78		78		118		118		158		158		
												40		40		79		79		119		119		159		159		
																80		80		120		120		160		160		
Class Points Name of Players No. <small>Player In</small> 1 2 3 4 5												Class Points Name of Players No. <small>Player In</small> 1 2 3 4 5																
ADAMS Julianne 4												TSUKAMOTO Kyoko 4																
MOSELY Alison 5												YASHIMA Kyoko 5																
DUNN Mellissa 6												UEMURA Chika 6																
FARRELL Karen 7												SAKO Junko 7																
ROMEO Nadya 8												HORIKAWA Sayuri 8																
TESCH Liesl 9												TAKABAYASHI Mika 9																
SLANN Sharon 10												KAWAKAMI Rie 10																
RITCHIE Donna 11												MASHIKO Megumi 11																
CARTER Amanda 12												TOMORI Hiromi 12																
O'NION Lisa 13												HIROMICHI Naoko 13																
COGHLAN Paula 14												SOEDA Tomoe 14																
WEBB Jane 15												MINAMIKAWA Sachiko 15																
Coach: CORR Peter												Coach: MIKAMI Shinji																
1st Ass. Coach: BEVERIDGE Rob												1st Ass. Coach: SAKANO Haruo																
2nd Ass. Coach: YORK Tracy												2nd Ass. Coach: SAITO Nobuaki																
Time-Outs First Half Second Half Extra Periods						Time-Outs First Half Second Half Extra Periods						Scores: First Half A _____ B _____ Second Half A _____ B _____ Extra Period A _____ B _____						Final Score: Team A: _____ Team B: _____ Name of Winning Team: _____										
ScoreKeeper: _____ TimeKeeper: _____ 30' Operator: _____						Referee: _____ Umpire: _____ Captain's Signature in case of Protest: _____																						

Wheelchair Basketball

PRNWB00000139.00026 00102323:53V010

Match No: 48

CAN vs NED

Start Time: 21:00

Referees: GONZALES Anthony (USA)
JUNGMANN Hans-Dieter (GER)

CHUNG Hak Mo (KOR)

Canada (CAN)										RUNNING SCORE													
Time-Outs					Team Fouls					A		B		A		B		A		B			
First Half					1	2	3	4	5	6	7	1	1	2	2	3	3	4	4	5	5	6	6
Second Half					1	2	3	4	5	6	7	7	7	8	8	9	9	10	10	11	11	12	12
Extra Periods												13	13	14	14	15	15	16	16	17	17	18	18
Class Points	Name of Players				No.	Player In	Fouls																
	KREMPIEN Jennifer				4		1	2	3	4	5	6	6	7	7	8	8	9	9	10	10		
	ABBOTT Marni				5							10	10	11	11	11	11	12	12	12	12		
	OHAMA Kendra				6							12	12	12	12	12	12	13	13	13	13		
	PETERS Marnie				7							13	13	13	13	13	13	14	14	14	14		
	DEL COLLE Renee				8							14	14	14	14	14	14	15	15	15	15		
	BENOIT Chantal				9							15	15	15	15	15	15	16	16	16	16		
	STILWELL Michelle				10							16	16	16	16	16	16	17	17	17	17		
	PETTINICCHI Sabrina				11							17	17	17	17	17	17	18	18	18	18		
	FERGUSON Tracey				12							18	18	18	18	18	18	19	19	19	19		
	RADKE Lori				13							19	19	19	19	19	19	20	20	20	20		
	KUTROWSKI Linda				14							20	20	20	20	20	20	21	21	21	21		
	KELLY Jo				15							21	21	21	21	21	21	22	22	22	22		
Coach: FRICK Tim										22	22	22	22	22	22	22	22	23	23	23	23		
1st Ass. Coach: BURLEIGH Jo-Anne										23	23	23	23	23	23	23	23	24	24	24	24		
2nd Ass. Coach: MASH-HADLOW Charlene										24	24	24	24	24	24	24	24	25	25	25	25		
Netherlands (NED)										25	25	25	25	25	25	25	25	26	26	26	26		
Time-Outs					Team Fouls																		
First Half					1	2	3	4	5	6	7	26	26	26	26	26	26	27	27	27	27		
Second Half					1	2	3	4	5	6	7	27	27	27	27	27	27	28	28	28	28		
Extra Periods												28	28	28	28	28	28	29	29	29	29		
Class Points	Name of Players				No.	Player In	Fouls																
	JANSEN Jennette				4		1	2	3	4	5	29	29	29	29	29	29	30	30	30	30		
	GRIFFIOEN Jiske				5							30	30	30	30	30	30	31	31	31	31		
	IBRAHIMI Achoucha				6							31	31	31	31	31	31	32	32	32	32		
	SANDERS Erna				7							32	32	32	32	32	32	33	33	33	33		
	TIGGELMAN Inge				8							33	33	33	33	33	33	34	34	34	34		
	van der LAAN Guda				9							34	34	34	34	34	34	35	35	35	35		
	MOS Jose				10							35	35	35	35	35	35	36	36	36	36		
	KORVER Cher				11							36	36	36	36	36	36	37	37	37	37		
	WEVERS Miranda				12							37	37	37	37	37	37	38	38	38	38		
	van VEGGEL Jeanine				13							38	38	38	38	38	38	39	39	39	39		
	GARNIER Petra				14							39	39	39	39	39	39	40	40	40	40		
	van LEEUWEN Evelyn				15							40	40	40	40	40	40						
Coach: KLERKS Ben																							
1st Ass. Coach: MAKKENZE Henk																							
2nd Ass. Coach: SCHEPERS Simone																							
Scores:		First Half	A	_____	B	_____	Final Score:				Team A: _____		Team B: _____										
		Second Half	A	_____	B	_____	Name of Winning Team:				_____												
		Extra Period	A	_____	B	_____																	
ScoreKeeper: _____					Referee: _____																		
TimeKeeper: _____					Umpire: _____																		
30' Operator: _____					Captain's Signature in case of Protest: _____																		

Wheelchair Basketball

PRNWB0000013A.00051 00102508:13V020

Match No: 43

CAN vs SWE

Start Time: 9:30

Referees: BURFORD Jonathon (USA)
ARNOLD Sharon (AUS)

SCHOENACKER David (FRA)

Canada (CAN)

No.	Name	Class Points	Age	PPG	FG%	3FG%	FT%	RPG	APG	MPG
4	DUREPOS Dave (C)	3.5	32	5.8	27.6	0.0	59.1	1.2	0.8	12:43
5	HENDERSON Roy	2.0	45	1.6	37.5		50.0	2.2		10:10
6	TREUER James	4.5	29	7.2	53.6		37.5	3.0	1.6	10:53
7	DENNIS Jeff	4.0	27	5.0	47.4		50.0	2.8	0.8	6:34
8	JOHNSON Joey	4.5	25	4.8	40.0		44.4	8.0	1.4	19:25
9	NORTON Ross	2.0	27	2.6	37.5		16.7	3.2	1.4	30:40
10	HALL Ken	2.0	30	4.4	57.9		0.0	3.0	2.2	26:50
11	BORISOFF Jaimie (C)	1.0	30	2.8	42.9		50.0	1.2	1.8	22:49
12	ANDERSON Patrick	4.5	21	18.8	55.9	30.0	68.2	12.4	3.6	27:36
13	STOUTENBURG Chris	1.0	23	3.8	77.8		14.3	1.3		12:46
14	GAERTNER Travis	3.0	20	5.8	66.7		41.2	0.3	0.3	8:54
15	PETER Richard	2.5	28	5.8	47.6	0.0	60.0	1.6	1.2	16:13
TEAM			28.1	65.4	48.9	17.6	47.7	39.2	14.8	

CAN Played		
PR	MEX	61-33
PR	GBR	55-50
PR	RSA	85-25
PR	GER	68-43
PR	USA	58-45

Coach	FROGLEY Michael
Assistant Coach	BOWES Paul
	TONELLO Jerry

Sweden (SWE)

No.	Name	Class Points	Age	PPG	FG%	3FG%	FT%	RPG	APG	MPG
4	Haidari Hussein	3.0	21	8.2	34.1	16.7	39.3	3.8	2.2	19:23
5	JAMESON Per	1.5	38	0.6	16.7		50.0	1.8	1.0	23:53
6	FLENSBURG Daniel	2.5	29	0.7	25.0			0.3		3:28
7	GUSTAVSSON Joachim	4.0	28	5.4	31.0		33.3	5.2	0.4	15:55
8	ABLORH Enoch	4.0	28	1.8	22.2	0.0	62.5	1.4	0.4	8:16
9	WAPNER Christian	1.0	37	0.8	25.0		0.0	0.4	0.6	14:16
10	BERGLUND Gunnar	4.0	47	13.2	36.7	28.6	58.1	5.4	2.4	23:49
11	KOHLSTROEM Peter	2.5	25	1.0	50.0		50.0	1.3		3:36
12	AKERBERG Thomas	3.0	32	4.0	46.7	0.0	66.7	2.2	1.2	23:05
13	UHLEN Per	1.5	31	5.4	40.0	0.0	70.0	1.8	1.2	25:27
14	WEGEBORN Stefan	2.0	35	3.2	38.9		25.0	1.0	0.8	15:27
15	ANDERSSON Lars-Gunnar (C)	4.0	43	9.6	30.3	0.0	57.1	11.6	0.4	31:09
TEAM			32.8	53.2	33.8	20.0	51.3	35.6	10.6	

SWE Played		
PR	FRA	50-51
PR	KOR	57-55
PR	NED	45-62
PR	AUS	54-69
PR	JPN	60-43

Coach	KARLSSON Kjell
Assistant Coach	STAVEGREN Joakim

Legend:
(C) : Captain **PR** : Preliminary Round **QF** : Quarterfinal **SF** : Semi-final
PPG : Points Per Game **RPG** : Rebounds per Game **APG** : Assists per Game **MPG** : Minutes Played per Game
FT% : Free Throws % **FG%** : Field Goals % **3FG%** : 3 Points Field Goals %

PRNWB0000013B.00027 00102508:37V010

TEST MESSAGE FROM WB AT SSD

PRNWB0000013C.00074A 00102719:53V010

MN	GENDER	ROUND	DATE	TIME	LOCATION	TEAM	TEAM	1ST T.	2ND T.	Extra T.	TOTAL	
1	MEN	Preliminary Group A	19 OCT 2000	9:30	Sydney SuperDome	MEX	CAN	18-25	15-36		33-61	Wheelchair Basketball
2	MEN	Preliminary Group B		11:30	Sydney SuperDome	KOR	NED	21-44	27-39		48-83	
3	MEN	Preliminary Group B		14:15	Sydney SuperDome	JPN	AUS	22-24	14-40		36-64	
4	MEN	Preliminary Group A		16:15	Sydney SuperDome	GBR	GER	29-18	32-25		61-43	
5	MEN	Preliminary Group B		19:00	Sydney SuperDome	SWE	FRA	28-23	22-28		50-51	
6	MEN	Preliminary Group A		21:00	Sydney SuperDome	RSA	USA	7-58	18-39		25-97	
7	MEN	Preliminary Group B	20 OCT 2000	9:30	Sydney SuperDome	NED	JPN	33-26	29-26		62-52	Wheelchair Basketball
8	MEN	Preliminary Group B		11:30	Sydney SuperDome	SWE	KOR	17-27	31-21	9-7	57-55	
9	WOMEN	Preliminary Group A		14:15	Sydney SuperDome	USA	GBR	36-12	22-18		58-30	
10	WOMEN	Preliminary Group A		16:15	Sydney SuperDome	AUS	NED	17-10	21-16		38-26	
11	MEN	Preliminary Group A		19:00	Sydney SuperDome	CAN	GBR	21-18	34-32		55-50	
12	MEN	Preliminary Group A		19:00	The Dome	USA	MEX	30-18	30-26		60-44	
13	MEN	Preliminary Group B		21:00	Sydney SuperDome	AUS	FRA	26-32	28-31		54-63	Wheelchair Basketball
14	MEN	Preliminary Group A		21:00	The Dome	GER	RSA	61-12	52-15		113-27	
15	WOMEN	Preliminary Group A	21 OCT 2000	9:30	Sydney SuperDome	USA	NED	18-18	8-27		26-45	
16	WOMEN	Preliminary Group B		11:30	Sydney SuperDome	CAN	MEX	37-14	23-14		60-28	
17	MEN	Preliminary Group B		14:15	Sydney SuperDome	FRA	JPN	36-22	31-22		67-44	
18	MEN	Preliminary Group A		14:15	The Dome	RSA	CAN	9-40	16-45		25-85	
19	MEN	Preliminary Group A		16:15	Sydney SuperDome	GER	USA	28-32	18-26		46-58	Wheelchair Basketball
20	MEN	Preliminary Group B		16:15	The Dome	KOR	AUS	19-42	14-35		33-77	
21	WOMEN	Preliminary Group B		19:00	Sydney SuperDome	JPN	GER	29-19	33-33		62-52	
22	MEN	Preliminary Group A		19:00	The Dome	GBR	MEX	42-32	28-26		70-58	
23	WOMEN	Preliminary Group A		21:00	Sydney SuperDome	AUS	GBR	17-6	26-6		43-12	
24	MEN	Preliminary Group B		21:00	The Dome	SWE	NED	13-25	32-37		45-62	
25	MEN	Preliminary Group A	22 OCT 2000	9:30	Sydney SuperDome	MEX	RSA	51-14	32-20		83-34	Wheelchair Basketball
26	MEN	Preliminary Group B		11:30	Sydney SuperDome	NED	FRA	36-26	40-25		76-51	
27	MEN	Preliminary Group A		14:15	Sydney SuperDome	USA	GBR	35-26	28-37	11-2	74-65	
28	WOMEN	Preliminary Group A		14:15	The Dome	NED	GBR	15-13	19-8		34-21	
29	MEN	Preliminary Group B		16:15	Sydney SuperDome	SWE	AUS	26-38	28-31		54-69	
30	WOMEN	Preliminary Group B		16:15	The Dome	JPN	MEX	30-14	27-27		57-41	
31	MEN	Preliminary Group B		19:00	Sydney SuperDome	JPN	KOR	31-23	33-20		64-43	Wheelchair Basketball
32	WOMEN	Preliminary Group B		19:00	The Dome	CAN	GER	12-14	24-12		36-26	
33	MEN	Preliminary Group A		21:00	Sydney SuperDome	CAN	GER	42-23	26-20		68-43	
34	WOMEN	Preliminary Group A		21:00	The Dome	AUS	USA	21-10	23-26		44-36	
35	WOMEN	Preliminary Group B	23 OCT 2000	9:30	Sydney SuperDome	GER	MEX	15-17	29-28		44-45	
36	MEN	Preliminary Group B		9:30	The Dome	KOR	FRA	29-23	19-42		48-65	

MN	GENDER	ROUND	DATE	TIME	LOCATION	TEAM	TEAM	1ST T.	2ND T.	Extra T.	TOTAL
37	MEN	Preliminary Group A	23 OCT 2000	11:30	Sydney SuperDome	MEX	GER	24-29	32-40		56-69
38	MEN	Preliminary Group B		11:30	The Dome	SWE	JPN	29-28	31-15		60-43
39	WOMEN	Preliminary Group B		14:15	Sydney SuperDome	CAN	JPN	30-14	19-18		49-32
40	MEN	Preliminary Group A		16:15	Sydney SuperDome	RSA	GBR	9-39	23-44		32-83
41	MEN	Preliminary Group A		19:00	Sydney SuperDome	CAN	USA	31-26	27-19		58-45
42	MEN	Preliminary Group B		21:00	Sydney SuperDome	AUS	NED	28-25	19-23		47-48
43	MEN	Quarterfinals	25 OCT 2000	9:30	Sydney SuperDome	CAN	SWE	40-21	33-18		73-39
44	MEN	Quarterfinals		11:30	Sydney SuperDome	FRA	GBR	26-30	30-37		56-67
45	MEN	Quarterfinals		14:15	Sydney SuperDome	USA	AUS	35-33	27-21		62-54
46	MEN	Quarterfinals		16:15	Sydney SuperDome	NED	GER	34-26	38-40		72-66
47	WOMEN	Semifinals 1-4		19:00	Sydney SuperDome	AUS	JPN	17-16	28-17		45-33
48	WOMEN	Semifinals 1-4		21:00	Sydney SuperDome	CAN	NED	17-19	25-4		42-23
49	WOMEN	Semifinals 5-8	26 OCT 2000	9:30	Sydney SuperDome	USA	GER	19-10	31-20		50-30
50	WOMEN	Semifinals 5-8		11:30	Sydney SuperDome	MEX	GBR	18-14	23-23		41-37
51	MEN	Semifinals 9-12		14:15	Sydney SuperDome	MEX	KOR	38-26	32-30		70-56
52	MEN	Semifinals 9-12		16:15	Sydney SuperDome	JPN	RSA	45-18	36-11		81-29
53	MEN	Semifinals 1-4		19:00	Sydney SuperDome	CAN	GBR	34-23	32-28		66-51
54	MEN	Semifinals 1-4		21:00	Sydney SuperDome	USA	NED	22-36	40-27		62-63
55	MEN	Semifinals 5-8	27 OCT 2000	9:30	Sydney SuperDome	SWE	FRA	31-35	43-40		74-75
56	MEN	Semifinals 5-8		11:30	Sydney SuperDome	AUS	GER	27-29	34-24		61-53
57	WOMEN	7th-8th Place		14:30	Sydney SuperDome	GER	GBR	15-18	28-14		43-32
58	WOMEN	5th-6th Place		16:30	Sydney SuperDome	USA	MEX	36-15	28-6		64-21

Wheelchair Basketball

Wheelchair Basketball

PRNWB0000013D.00073 00102510:07V010

Match No: 43

CAN 40 vs 21 SWE

Start Time: 9:30

Attendance:

Referees: BURFORD Jonathon (USA)
ARNOLD Sharon (AUS)

SCHOENACKER David (FRA)

FIRST HALF

Scoring by 5 min intervals: **CAN**
SWE

12	20	28	40
4	6	18	21

Canada (CAN)

No.	Name	MIN	PTS	Field Goals		2 Points		3 Points		Free Throws		Rebounds			AS	ST	TO	BS	PF	
				M/A	%	M/A	%	M/A	%	M/A	%	OR	DR	TOT						
4	DUREPOS Dave																			
5	HENDERSON Roy	11:54	6	3/3	100.0	3/3	100.0					2		2			2			
6	TREUER James	03:20	4	2/3	66.7	2/3	66.7					1	2	3			1		3	
* 7	DENNIS Jeff	08:06		0/2	0.0	0/2	0.0					1	1	2			3		1	
8	JOHNSON Joey	08:34	4	2/3	66.7	2/3	66.7					1	3	4			2			
* 9	NORTON Ross	08:06	4	2/3	66.7	2/3	66.7			0/1	0.0									
10	HALL Ken	11:54		0/1	0.0	0/1	0.0									1		1		
* 11	BORISOFF Jaimie	08:06																		
* 12	ANDERSON Patrick	14:13	16	6/10	60.0	6/10	60.0			4/7	57.1	2	5	7		3	2	1	1	
13	STOUTENBURG Chris	06:07	2	1/1	100.0	1/1	100.0						2	2		1		1	2	
14	GAERTNER Travis	05:47	2	1/2	50.0	1/2	50.0						1	1					1	
* 15	PETER Richard	13:53	2	1/4	25.0	1/4	25.0						2	2		2	1	1		
Team Coach																				
TOTALS			40	18/32	56.3	18/32	56.3			4/8	50.0	7	16	23		11	3	9	1	8
Coach		FROGLEY Michael																		
Assistant Coach		BOWES Paul																		
		TONELLO Jerry																		

Sweden (SWE)

No.	Name	MIN	PTS	Field Goals		2 Points		3 Points		Free Throws		Rebounds			AS	ST	TO	BS	PF
				M/A	%	M/A	%	M/A	%	M/A	%	OR	DR	TOT					
4	HAIDARI Hussein	11:54	5	2/5	40.0	2/4	50.0	0/1	0.0	1/2	50.0	1		1		2	1	1	1
* 5	JAMESON Per	20:00														1			1
6	FLENSBURG Daniel																		
* 7	GUSTAVSSON Joachim	08:06		0/4	0.0	0/4	0.0						2	2				1	
8	ABLORH Enoch	11:18	6	3/5	60.0	3/4	75.0	0/1	0.0	0/3	0.0					2	1		2
9	WAPNER Christian																		
10	BERGLUND Gunnar	11:54	2	1/5	20.0	1/4	25.0	0/1	0.0				3	3		1	1	1	2
11	KOHLSTROEM Peter																		
* 12	AKERBERG Thomas	08:06											1	1		1		1	2
* 13	UHLEN Per	20:00	4	2/3	66.7	2/3	66.7						1	1				3	2
14	WEGEBORN Stefan																		
* 15	ANDERSSON Lars-Gunnar	08:42	4	2/3	66.7	2/3	66.7						3	3				2	
Team Coach																			
TOTALS			21	10/25	40.0	10/22	45.5	0/3	0.0	1/5	20.0	1	10	11		5	4	10	10
Coach		KARLSSON Kjell																	
Assistant Coach		STAVEGREN Joakim																	

	CAN	SWE
Points from Turnovers:	13	6
Biggest Lead:	19 (40-21)	0
Second Chance Points:	6	
Lead Changes:		

	CAN	SWE
Points in the Paint:	30	8
Biggest Scoring Run:	12-2 (20-6)	6-0 (18-26)
Fast Break Points:	4	4
Times Tied:		1

Legend:

MIN : Minutes Played **M/A** : Made/Attempts **%** : Shooting Percentage **OR** : Offensive Rebounds
DR : Defensive Rebounds **TOT** : Total Rebounds **AS** : Assist **ST** : Steals
TO : Turnovers **BS** : Blocked Shots **PF** : Fouls **PTS** : Points
HF : Half of Time **OT** : Over Time * : Starting/Initial

PRNWB0000013E.00069 00102510:54V010

Match No: 43

CAN 73 vs 39 SWE

Start Time: 9:30

Attendance: 10516

Referees: BURFORD Jonathon (USA)
ARNOLD Sharon (AUS)

SCHOENACKER David (FRA)

Scoring by 5 min intervals:	CAN SWE	1.HF				2.HF			
		12	20	28	40	48	62	68	73
		4	6	18	21	23	27	37	39

Time	Score	Canada	Action	Sweden	Time	Score	Canada	Action	Sweden
FIRST HALF					FIRST HALF				
20:00		7 - DENNIS Jeff	Player IN		13:48			2 Pt. Miss	15 - ANDERSSON L.G.
20:00		9 - NORTON Ross	Player IN		13:46		12 - ANDERSON Patrick	Block Shot	
20:00		11 - BORISOFF Jaimie	Player IN		13:44		7 - DENNIS Jeff	Defens.Rebound	
20:00		12 - ANDERSON Patrick	Player IN		13:41		Canada	Fast Break	
20:00		15 - PETER Richard	Player IN		13:39	16-6	12 - ANDERSON Patrick	2 Pt. in the paint	
20:00				5 - JAMESON Per	13:12			2 Pt. Miss	7 - GUSTAVSSON Joachim
20:00				7 - GUSTAVSSON Joachim	13:10		15 - PETER Richard	Defens.Rebound	
20:00				12 - AKERBERG Thomas	12:54		15 - PETER Richard	2 Pt. Miss	
20:00				13 - UHLEN Per	12:53			Defens.Rebound	15 - ANDERSSON L.G.
20:00				15 - ANDERSSON L.G.	12:35			2 Pt. Miss	7 - GUSTAVSSON Joachim
19:50		12 - ANDERSON Patrick	2 Pt. Miss		12:33		12 - ANDERSON Patrick	Defens.Rebound	
19:47			Defens.Rebound	7 - GUSTAVSSON Joachim	12:18		12 - ANDERSON Patrick	2 Pt. Miss	
19:21		12 - ANDERSON Patrick	Steal		12:16			Defens.Rebound	13 - UHLEN Per
19:19			Turnover	13 - UHLEN Per	12:10			Turnover	15 - ANDERSSON L.G.
19:17		Canada	Fast Break		12:06		7 - DENNIS Jeff	2 Pt. Miss	
19:14	2-0	12 - ANDERSON Patrick	2 Pt. in the paint		12:03			Defens.Rebound	12 - AKERBERG Thomas
18:46	2-2		2 Pt. in the paint	15 - ANDERSSON L.G.	11:54			Turnover	12 - AKERBERG Thomas
18:46			Assist	12 - AKERBERG Thomas	11:54			Player OUT	7 - GUSTAVSSON Joachim
18:27		7 - DENNIS Jeff	2 Pt. Miss		11:54			Player OUT	12 - AKERBERG Thomas
18:24			Defens.Rebound	15 - ANDERSSON L.G.	11:54			Player IN	4 - HAIDARI Hussein
17:56			2 Pt. Miss	7 - GUSTAVSSON Joachim	11:54			Player IN	10 - BERGLUND Gunnar
17:54		12 - ANDERSON Patrick	Defens.Rebound		11:54		7 - DENNIS Jeff	Player OUT	
17:32		9 - NORTON Ross	2 Pt. Miss		11:54		9 - NORTON Ross	Player OUT	
17:29		12 - ANDERSON Patrick	Offens.Rebound		11:54		11 - BORISOFF Jaimie	Player OUT	
17:29		12 - ANDERSON Patrick	2 Pt. Miss		11:54		12 - ANDERSON Patrick	Player OUT	
17:25		12 - ANDERSON Patrick	Offens.Rebound		11:54		5 - HENDERSON Roy	Player IN	
17:25		12 - ANDERSON Patrick	2 Pt. Miss		11:54		8 - JOHNSON Joey	Player IN	
17:21			Defens.Rebound	7 - GUSTAVSSON Joachim	11:54		10 - HALL Ken	Player IN	
17:05			2 Pt. Miss	7 - GUSTAVSSON Joachim	11:54		14 - GAERTNER Travis	Player IN	
17:02		12 - ANDERSON Patrick	Defens.Rebound		11:44	18-6	8 - JOHNSON Joey	2 Pt. in the paint	
16:55			Foul	12 - AKERBERG Thomas (P1,T1)	11:44		15 - PETER Richard	Assist	
16:51	4-2	9 - NORTON Ross	2 Pt. in the paint		11:18			Player OUT	15 - ANDERSSON L.G.
16:51		12 - ANDERSON Patrick	Assist		11:18			Player IN	8 - ABLORH Enoch
16:51			Foul	12 - AKERBERG Thomas (P2,T2)	11:15			3 Pt. Miss	4 - HAIDARI Hussein
16:51		9 - NORTON Ross	Free Th. Miss		11:12		8 - JOHNSON Joey	Defens.Rebound	
16:49		7 - DENNIS Jeff	Offens.Rebound		10:58			Foul	8 - ABLORH Enoch (P1,T4)
16:45	6-2	12 - ANDERSON Patrick	2 Pt. in the paint		10:47			Steal	4 - HAIDARI Hussein
16:45		7 - DENNIS Jeff	Assist		10:45		5 - HENDERSON Roy	Turnover	
16:31			Turnover	13 - UHLEN Per	10:32			2 Pt. Miss	10 - BERGLUND Gunnar
16:24	8-2	12 - ANDERSON Patrick	2 Pt. in the paint		10:29		14 - GAERTNER Travis	Defens.Rebound	
16:24		7 - DENNIS Jeff	Assist		10:19		14 - GAERTNER Travis	2 Pt. Miss	
16:24			Foul	5 - JAMESON Per (P1,T3)	10:09	20-6	15 - PETER Richard	2 Pt. in the paint	
16:24			Time Out	Sweden	10:09		10 - HALL Ken	Assist	
16:24		12 - ANDERSON Patrick	Free Th. Miss		9:51	20-8		2 Pt. MADE	8 - ABLORH Enoch
16:23			Defens.Rebound	15 - ANDERSSON L.G.	9:51			Assist	4 - HAIDARI Hussein
16:14		15 - PETER Richard	Steal		9:33		15 - PETER Richard	2 Pt. Miss	
16:12			Turnover	7 - GUSTAVSSON Joachim	9:30		5 - HENDERSON Roy	Offens.Rebound	
16:11		15 - PETER Richard	Turnover		9:28		8 - JOHNSON Joey	Turnover	
16:08	8-4		2 Pt. in the paint	13 - UHLEN Per	9:15	20-10		2 Pt. MADE	13 - UHLEN Per
16:08			Assist	5 - JAMESON Per	9:15			Assist	10 - BERGLUND Gunnar
15:45	10-4	12 - ANDERSON Patrick	2 Pt. in the paint		8:58	22-10	5 - HENDERSON Roy	2 Pt. in the paint	
15:14			Turnover	15 - ANDERSSON L.G.	8:58		15 - PETER Richard	Assist	
15:03	12-4	9 - NORTON Ross	2 Pt. in the paint		8:27	22-12		2 Pt. MADE	10 - BERGLUND Gunnar
15:03		7 - DENNIS Jeff	Assist		8:06			Steal	8 - ABLORH Enoch
14:51		7 - DENNIS Jeff (P1,T1)	Foul		8:04		8 - JOHNSON Joey	Turnover	
14:31	12-6		2 Pt. MADE	15 - ANDERSSON L.G.	8:00			2 Pt. Miss	10 - BERGLUND Gunnar
14:17	14-6	12 - ANDERSON Patrick	2 Pt. MADE		7:57		15 - PETER Richard	Defens.Rebound	

Wheelchair Basketball

Time	Score	Canada	Action	Sweden	Time	Score	Canada	Action	Sweden
FIRST HALF					FIRST HALF				
7:37	24-12	14 - GAERTNER Travis	2 Pt. MADE		1:14			Steal	8 - ABLORH Enoch
7:27			Offensive Foul	4 - HAIDARI Hussein (P1,T5)	1:14		13 - STOUTENBURG Chris	Turnover	
7:27			Turnover	4 - HAIDARI Hussein	1:14		12 - ANDERSON Patrick (P1,T8)	Foul	
7:13		10 - HALL Ken	2 Pt. Miss		1:14			Free Th. Miss	8 - ABLORH Enoch
7:09		5 - HENDERSON Roy	Offens.Rebound		1:14			Free Th. Miss	8 - ABLORH Enoch
7:09	26-12	5 - HENDERSON Roy	Tap MADE		1:12		8 - JOHNSON Joey	Defens.Rebound	
6:55	26-14		2 Pt. MADE	8 - ABLORH Enoch	0:56			Foul	8 - ABLORH Enoch (P2,T9)
6:39		15 - PETER Richard	2 Pt. Miss		0:56	38-21	12 - ANDERSON Patrick	Free Th. MADE	
6:36			Defens.Rebound	10 - BERGLUND Gunnar	0:56	39-21	12 - ANDERSON Patrick	Free Th. MADE	
6:30			Fast Break	Sweden	0:46			2 Pt. Miss	8 - ABLORH Enoch
6:29	26-16		2 Pt. in the paint	4 - HAIDARI Hussein	0:43			Offens.Rebound	4 - HAIDARI Hussein
6:11			Steal	10 - BERGLUND Gunnar	0:32			2 Pt. Miss	4 - HAIDARI Hussein
6:10		10 - HALL Ken	Turnover		0:30		8 - JOHNSON Joey	Defens.Rebound	
6:07			Fast Break	Sweden	0:08			Foul	10 - BERGLUND Gunnar (P2,T10)
6:07	26-18		2 Pt. in the paint	8 - ABLORH Enoch	0:08	40-21	12 - ANDERSON Patrick	Free Th. MADE	
6:07			Assist	4 - HAIDARI Hussein	0:08		12 - ANDERSON Patrick	Free Th. Miss	
6:07		14 - GAERTNER Travis (P1,T2)	Foul		0:06		8 - JOHNSON Joey	Offens.Rebound	
6:07		8 - JOHNSON Joey	Player OUT		0:06		8 - JOHNSON Joey	2 Pt. Miss	
6:07		15 - PETER Richard	Player OUT		0:04			Defens.Rebound	10 - BERGLUND Gunnar
6:07		14 - GAERTNER Travis	Player OUT		0:00			3 Pt. Miss	8 - ABLORH Enoch
6:07		6 - TREUER James	Player IN		SECOND HALF				
6:07		12 - ANDERSON Patrick	Player IN		20:00		4 - DUREPOS Dave	Player IN	
6:07		13 - STOUTENBURG Chris	Player IN		20:00		5 - HENDERSON Roy	Player IN	
6:07			Free Th. Miss	8 - ABLORH Enoch	20:00		8 - JOHNSON Joey	Player IN	
6:05		12 - ANDERSON Patrick	Defens.Rebound		20:00		9 - NORTON Ross	Player IN	
5:56			Foul	13 - UHLEN Per (P1,T6)	20:00		10 - HALL Ken	Player IN	
5:34		12 - ANDERSON Patrick	Turnover		20:00			Player IN	4 - HAIDARI Hussein
5:30			2 Pt. Miss	4 - HAIDARI Hussein	20:00			Player IN	10 - BERGLUND Gunnar
5:28		13 - STOUTENBURG Chris	Defens.Rebound		20:00			Player IN	13 - UHLEN Per
5:19	28-18	13 - STOUTENBURG Chris	2 Pt. MADE		20:00			Player IN	7 - GUSTAVSSON Joachim
5:19		6 - TREUER James	Assist		20:00			Player IN	5 - JAMESON Per
5:13		6 - TREUER James (P1,T3)	Foul		19:48		4 - DUREPOS Dave	2 Pt. Miss	
4:56			Offensive Foul	13 - UHLEN Per (P2,T7)	19:45			Defens.Rebound	4 - HAIDARI Hussein
4:56			Turnover	13 - UHLEN Per	19:28			3 Pt. Miss	10 - BERGLUND Gunnar
4:40		5 - HENDERSON Roy	Turnover		19:25			Offens.Rebound	7 - GUSTAVSSON Joachim
4:35			Turnover	8 - ABLORH Enoch	19:12			2 Pt. Miss	10 - BERGLUND Gunnar
4:21			Foul	10 - BERGLUND Gunnar (P1,T8)	19:08			Offens.Rebound	5 - JAMESON Per
4:21	29-18	12 - ANDERSON Patrick	Free Th. MADE		18:44			2 Pt. Miss	13 - UHLEN Per
4:21		12 - ANDERSON Patrick	Free Th. Miss		18:42		4 - DUREPOS Dave	Block Shot	
4:19			Defens.Rebound	10 - BERGLUND Gunnar	18:27		8 - JOHNSON Joey	2 Pt. Miss	
4:06		12 - ANDERSON Patrick	Steal		18:24		5 - HENDERSON Roy	Offens.Rebound	
4:04			Turnover	10 - BERGLUND Gunnar	18:24		5 - HENDERSON Roy	2 Pt. Miss	
3:52		6 - TREUER James	2 Pt. Miss		18:23			Defens.Rebound	7 - GUSTAVSSON Joachim
3:50		6 - TREUER James	Offens.Rebound		18:23			Player OUT	5 - JAMESON Per
3:50	31-18	6 - TREUER James	Tap MADE		18:23			Player OUT	13 - UHLEN Per
3:41		6 - TREUER James (P2,T4)	Foul		18:23			Player IN	9 - WAPNER Christian
3:32		13 - STOUTENBURG Chris (P1,T5)	Foul		18:23			Player IN	14 - WEGEBORN Stefan
3:32	31-19		Free Th. MADE	4 - HAIDARI Hussein	18:04			Turnover	7 - GUSTAVSSON Joachim
3:32			Free Th. Miss	4 - HAIDARI Hussein	17:55		4 - DUREPOS Dave	2 Pt. Miss	
3:31		6 - TREUER James	Defens.Rebound		17:53		8 - JOHNSON Joey	Offens.Rebound	
3:25		6 - TREUER James (P3,T6)	Offensive Foul		17:36	42-21	4 - DUREPOS Dave	2 Pt. MADE	
3:25		6 - TREUER James	Turnover		17:06			2 Pt. Miss	7 - GUSTAVSSON Joachim
3:15			3 Pt. Miss	10 - BERGLUND Gunnar	17:04			Offens.Rebound	4 - HAIDARI Hussein
3:12		6 - TREUER James	Defens.Rebound		17:04			2 Pt. Miss	4 - HAIDARI Hussein
3:02	33-19	6 - TREUER James	2 Pt. in the paint		17:00		10 - HALL Ken	Defens.Rebound	
3:02		12 - ANDERSON Patrick	Assist		16:47	44-21	9 - NORTON Ross	2 Pt. in the paint	
2:47		13 - STOUTENBURG Chris (P2,T7)	Foul		16:47		10 - HALL Ken	Assist	
2:47		6 - TREUER James	Player OUT		16:33			2 Pt. Miss	7 - GUSTAVSSON Joachim
2:47		8 - JOHNSON Joey	Player IN		16:31		9 - NORTON Ross	Defens.Rebound	
2:31			2 Pt. Miss	10 - BERGLUND Gunnar	16:11		8 - JOHNSON Joey	2 Pt. Miss	
2:29		12 - ANDERSON Patrick	Defens.Rebound		16:09		8 - JOHNSON Joey	Offens.Rebound	
2:14	35-19	5 - HENDERSON Roy	2 Pt. in the paint		16:09	46-21	8 - JOHNSON Joey	Tap MADE	
2:14		13 - STOUTENBURG Chris	Assist		15:50			3 Pt. Miss	10 - BERGLUND Gunnar
1:47	35-21		2 Pt. MADE	4 - HAIDARI Hussein	15:48		5 - HENDERSON Roy	Defens.Rebound	
1:34	37-21	8 - JOHNSON Joey	2 Pt. in the paint		15:42		8 - JOHNSON Joey	Turnover	
1:34		12 - ANDERSON Patrick	Assist		15:42			Player OUT	10 - BERGLUND Gunnar
1:34			Time Out	Sweden	15:42			Player IN	8 - ABLORH Enoch
1:20			2 Pt. Miss	13 - UHLEN Per	15:25	46-23		2 Pt. MADE	14 - WEGEBORN Stefan
1:15		13 - STOUTENBURG Chris	Defens.Rebound		15:25			Assist	4 - HAIDARI Hussein

Wheelchair Basketball

Wheelchair Basketball

Wheelchair Basketball

Wheelchair Basketball

MEN QUARTERFINALS PLAY BY PLAY



WED 25 OCT 2000

SYDNEY SUPERDOME

Time	Score	Canada	Action	Sweden	Time	Score	Canada	Action	Sweden
SECOND HALF					SECOND HALF				
15:11		10 - HALL Ken	2 Pt. Miss		7:41			Defens.Rebound	8 - ABLORH Enoch
15:08		8 - JOHNSON Joey	Offens.Rebound		7:22		6 - TREUER James (P4,T4)	Foul	
15:08	48-23	8 - JOHNSON Joey	Tap MADE		7:22			Player OUT	13 - UHLEN Per
14:52			Turnover	4 - HAIDARI Hussein	7:22			Player IN	6 - FLENSBURG Daniel
14:45	50-23	8 - JOHNSON Joey	2 Pt. in the paint		7:22			Player OUT	10 - BERGLUND Gunnar
14:45		4 - DUREPOS Dave	Assist		7:22			Player IN	4 - HAIDARI Hussein
14:26	50-25		2 Pt. MADE	8 - ABLORH Enoch	7:06	64-34		2 Pt. in the paint	11 - KOHLSTROEM Peter
14:03	52-25	10 - HALL Ken	2 Pt. in the paint		7:06			Assist	14 - WEGEBORN Stefan
14:03		9 - NORTON Ross	Assist		7:06		14 - GAERTNER Travis (P2,T5)	Foul	
13:24			2 Pt. Miss	8 - ABLORH Enoch	7:06	64-35		Free Th. MADE	11 - KOHLSTROEM Peter
13:22		10 - HALL Ken	Defens.Rebound		6:52	66-35	13 - STOUTENBURG Chris	2 Pt. MADE	
13:15	54-25	4 - DUREPOS Dave	2 Pt. in the paint		6:52		6 - TREUER James	Assist	
12:52		Canada	Time Out		6:33			Turnover	8 - ABLORH Enoch
12:52			Player OUT	7 - GUSTAVSSON Joachim	6:22			Steal	8 - ABLORH Enoch
12:52			Player IN	10 - BERGLUND Gunnar	6:20		6 - TREUER James	Turnover	
12:52		5 - HENDERSON Roy	Player OUT		6:16			2 Pt. Miss	8 - ABLORH Enoch
12:52		12 - ANDERSON Patrick	Player IN		6:14		6 - TREUER James	Defens.Rebound	
12:52		10 - HALL Ken	Player OUT		5:50			Steal	4 - HAIDARI Hussein
12:52		13 - STOUTENBURG Chris	Player IN		5:48		14 - GAERTNER Travis	Turnover	
12:52		8 - JOHNSON Joey	Player OUT		5:45			Fast Break	Sweden
12:52		15 - PETER Richard	Player IN		5:44	66-37		2 Pt. in the paint	14 - WEGEBORN Stefan
12:45			3 Pt. Miss	4 - HAIDARI Hussein	5:22			Foul	14 - WEGEBORN Stefan (P2,T3)
12:39			Offens.Rebound	8 - ABLORH Enoch	5:14	68-37	4 - DUREPOS Dave	2 Pt. in the paint	
12:32			3 Pt. Miss	10 - BERGLUND Gunnar	5:14		13 - STOUTENBURG Chris	Assist	
12:29		4 - DUREPOS Dave	Defens.Rebound		4:58			3 Pt. Miss	4 - HAIDARI Hussein
12:05	56-25	15 - PETER Richard	2 Pt. in the paint		4:56		9 - NORTON Ross	Defens.Rebound	
12:05		12 - ANDERSON Patrick	Assist		4:54		9 - NORTON Ross	Turnover	
12:05			Foul	8 - ABLORH Enoch (P3,T1)	4:44			3 Pt. Miss	8 - ABLORH Enoch
12:05	57-25	15 - PETER Richard	Free Th. MADE		4:41		4 - DUREPOS Dave	Defens.Rebound	
11:51		4 - DUREPOS Dave (P1,T1)	Foul		4:41			Foul	6 - FLENSBURG Daniel (P1,T4)
11:47	57-27		2 Pt. MADE	14 - WEGEBORN Stefan	4:33			Foul	11 - KOHLSTROEM Peter (P1,T5)
11:28			Player OUT	4 - HAIDARI Hussein	4:33		6 - TREUER James	Free Th. Miss	
11:28			Player OUT	9 - WAPNER Christian	4:33	69-37	6 - TREUER James	Free Th. MADE	
11:28			Player IN	11 - KOHLSTROEM Peter	4:20	69-39		2 Pt. in the paint	14 - WEGEBORN Stefan
11:28			Player IN	13 - UHLEN Per	4:20			Assist	8 - ABLORH Enoch
11:21		4 - DUREPOS Dave	Turnover		3:44		6 - TREUER James	Turnover	
11:03			2 Pt. Miss	8 - ABLORH Enoch	3:33			3 Pt. Miss	4 - HAIDARI Hussein
11:01		12 - ANDERSON Patrick	Defens.Rebound		3:29			Offens.Rebound	8 - ABLORH Enoch
10:55		Canada	Fast Break		3:29			2 Pt. Miss	8 - ABLORH Enoch
10:52	59-27	13 - STOUTENBURG Chris	2 Pt. in the paint		3:27			Offens.Rebound	8 - ABLORH Enoch
10:52		12 - ANDERSON Patrick	Assist		3:27			2 Pt. Miss	8 - ABLORH Enoch
10:35			2 Pt. Miss	11 - KOHLSTROEM Peter	3:24		6 - TREUER James	Defens.Rebound	
10:34		15 - PETER Richard	Defens.Rebound		3:07		9 - NORTON Ross	2 Pt. Miss	
10:16	62-27	4 - DUREPOS Dave	3 Pt. MADE		3:05			Defens.Rebound	11 - KOHLSTROEM Peter
10:11		15 - PETER Richard (P1,T2)	Foul		2:54			3 Pt. Miss	4 - HAIDARI Hussein
10:00			2 Pt. Miss	14 - WEGEBORN Stefan	2:51			Offens.Rebound	14 - WEGEBORN Stefan
9:57		9 - NORTON Ross	Defens.Rebound		2:29			2 Pt. Miss	8 - ABLORH Enoch
9:52		Canada	Fast Break		2:26			Offens.Rebound	6 - FLENSBURG Daniel
9:49	64-27	4 - DUREPOS Dave	2 Pt. in the paint		2:26			2 Pt. Miss	6 - FLENSBURG Daniel
9:49		12 - ANDERSON Patrick	Assist		2:25		4 - DUREPOS Dave	Defens.Rebound	
9:40	64-29		2 Pt. MADE	14 - WEGEBORN Stefan	2:25		Canada	Time Out	
9:19		12 - ANDERSON Patrick	Turnover		2:25			Player OUT	8 - ABLORH Enoch
9:05		15 - PETER Richard (P2,T3)	Foul		2:25			Player IN	10 - BERGLUND Gunnar
9:05	64-30		Free Th. MADE	13 - UHLEN Per	2:04		4 - DUREPOS Dave	2 Pt. Miss	
9:05			Free Th. Miss	13 - UHLEN Per	2:02			Defens.Rebound	4 - HAIDARI Hussein
9:04		9 - NORTON Ross	Defens.Rebound		1:44			2 Pt. Miss	10 - BERGLUND Gunnar
8:56		Canada	Time Out		1:41			Offens.Rebound	6 - FLENSBURG Daniel
8:56		12 - ANDERSON Patrick	Player OUT		1:41			2 Pt. Miss	6 - FLENSBURG Daniel
8:56		6 - TREUER James	Player IN		1:38		6 - TREUER James	Defens.Rebound	
8:56		15 - PETER Richard	Player OUT		1:26	71-39	9 - NORTON Ross	2 Pt. in the paint	
8:56		14 - GAERTNER Travis	Player IN		1:26		6 - TREUER James	Assist	
8:46		9 - NORTON Ross	Turnover		1:26			Foul	14 - WEGEBORN Stefan (P3,T6)
8:34			2 Pt. Miss	14 - WEGEBORN Stefan	1:26		9 - NORTON Ross	Free Th. Miss	
8:32		4 - DUREPOS Dave	Defens.Rebound		1:23		4 - DUREPOS Dave	Offens.Rebound	
8:23			Foul	14 - WEGEBORN Stefan (P1,T2)	1:23		4 - DUREPOS Dave	2 Pt. Miss	
8:12		6 - TREUER James	2 Pt. Miss		1:18			Defens.Rebound	6 - FLENSBURG Daniel
8:08			Defens.Rebound	11 - KOHLSTROEM Peter	0:54			2 Pt. Miss	14 - WEGEBORN Stefan
7:58	64-32		2 Pt. in the paint	8 - ABLORH Enoch	0:50		14 - GAERTNER Travis	Defens.Rebound	
7:42		4 - DUREPOS Dave	2 Pt. Miss		0:41		Canada	Fast Break	

Wheelchair Basketball

Wheelchair Basketball

Wheelchair Basketball

Wheelchair Basketball

Time	Score	Canada	Action	Sweden	Time	Score	Canada	Action	Sweden
SECOND HALF									
0:41	73-39	14 - GAERTNER Travis	2 Pt. in the paint		0:19		4 - DUREPOS Dave	Steal	
0:31			3 Pt. Miss	10 - BERGLUND Gunnar	0:19			Turnover	10 - BERGLUND Gunnar
0:28		6 - TREUER James	Defens.Rebound		0:19			Foul	10 - BERGLUND Gunnar (P3,T7)
0:26		6 - TREUER James	Turnover		0:00			END of PERIOD	

Wheelchair Basketball

Wheelchair Basketball

Wheelchair Basketball

Wheelchair Basketball

PRNWB0000013F.00073 00102510:54V020

Match No: 43

CAN 73 vs 39 SWE

Start Time: 9:30

Attendance: 10516

Referees: BURFORD Jonathon (USA)
ARNOLD Sharon (AUS)

SCHOENACKER David (FRA)

Scoring by 5 min intervals: **CAN**
SWE

1.HF				2.HF			
12	20	28	40	48	62	68	73
4	6	18	21	23	27	37	39

Canada (CAN)

No.	Name	MIN	PTS	Field Goals		2 Points		3 Points		Free Throws		Rebounds			AS	ST	TO	BS	PF
				M/A	%	M/A	%	M/A	%	M/A	%	OR	DR	TOT					
4	DUREPOS Dave	20:00	11	5/10	50.0	4/9	44.4	1/1	100.0			1	4	5	1	1	1	1	1
5	HENDERSON Roy	19:02	6	3/4	75.0	3/4	75.0					3	1	4			2		
6	TREUER James	12:16	5	2/4	50.0	2/4	50.0			1/2	50.0	1	6	7			4		4
* 7	DENNIS Jeff	08:06		0/2	0.0	0/2	0.0					1	1	2	3				1
8	JOHNSON Joey	15:42	10	5/8	62.5	5/8	62.5					4	3	7			3		
* 9	NORTON Ross	28:06	8	4/6	66.7	4/6	66.7			0/2	0.0		4	4	1		2		
10	HALL Ken	19:02	2	1/3	33.3	1/3	33.3						2	2	2		1		
* 11	BORISOFF Jaimie	08:06																	
* 12	ANDERSON Patrick	18:09	16	6/10	60.0	6/10	60.0			4/7	57.1	2	6	8	6	2	2	1	1
13	STOUTENBURG Chris	18:59	6	3/3	100.0	3/3	100.0						2	2	2		1		2
14	GAERTNER Travis	14:43	4	2/3	66.7	2/3	66.7						2	2			1		2
* 15	PETER Richard	17:49	5	2/5	40.0	2/5	40.0			1/1	100.0		3	3	2	1	1		2
Team Coach																			
TOTALS			73	33/58	56.9	32/57	56.1	1/1	100.0	6/12	50.0	12	34	46	20	4	18	2	13
Coach		FROGLEY Michael																	
Assistant Coach		BOWES Paul																	
		TONELLO Jerry																	

Sweden (SWE)

No.	Name	MIN	PTS	Field Goals		2 Points		3 Points		Free Throws		Rebounds			AS	ST	TO	BS	PF
				M/A	%	M/A	%	M/A	%	M/A	%	OR	DR	TOT					
4	HAIDARI Hussein	27:48	5	2/10	20.0	2/5	40.0	0/5	0.0	1/2	50.0	2	2	4	3	2	2		1
* 5	JAMESON Per	21:37										1	1	3	1				1
6	FLENSBURG Daniel	07:22		0/2	0.0	0/2	0.0					2	1	3					1
* 7	GUSTAVSSON Joachim	15:14		0/6	0.0	0/6	0.0					1	3	4			2		
8	ABLORH Enoch	24:35	10	5/14	35.7	5/12	41.7	0/2	0.0	0/3	0.0	3	1	4	1	3	2		3
9	WAPNER Christian	06:55																	
10	BERGLUND Gunnar	24:07	2	1/11	9.1	1/6	16.7	0/5	0.0			3	3	3	1	1	2		3
11	KOHLSTROEM Peter	11:28	3	1/2	50.0	1/2	50.0			1/1	100.0	2	2	2					1
* 12	AKERBERG Thomas	08:06										1	1	1	1		1		2
* 13	UHLEN Per	25:43	5	2/4	50.0	2/4	50.0			1/2	50.0		1	1			3		2
14	WEGEBORN Stefan	18:23	10	5/8	62.5	5/8	62.5					1	1	1	1				3
* 15	ANDERSSON Lars-Gunnar	08:42	4	2/3	66.7	2/3	66.7						3	3			2		
Team Coach																			
TOTALS			39	18/60	30.0	18/48	37.5	0/12	0.0	3/8	37.5	10	17	27	8	6	14		17
Coach		KARLSSON Kjell																	
Assistant Coach		STAVEGREN Joakim																	

	CAN	SWE
Points from Turnovers:	17	11
Biggest Lead:	37 (64-27)	0
Second Chance Points:	12	
Lead Changes:		

	CAN	SWE
Points in the Paint:	54	16
Biggest Scoring Run:	15-2 (46-21)	8-0 (35-64)
Fast Break Points:	10	6
Times Tied:		1

Legend:

MIN : Minutes Played M/A : Made/Attempts % : Shooting Percentage OR : Offensive Rebounds
 DR : Defensive Rebounds TOT : Total Rebounds AS : Assist ST : Steals
 TO : Turnovers BS : Blocked Shots PF : Fouls PTS : Points
 HF : Half of Time OT : Over Time * : Starting/Initial

PRNWB00000140.00076B 00102510:55V010

Preliminary Group A								MATCHES			POINTS		Class.
Rank		CAN	USA	GBR	GER	MEX	RSA	PLAY	WON	LOST	FOR	AGST	Points
1	CAN		58-45	55-50	68-43	61-33	85-25	5	5	0	327	196	10
2	USA	45-58		74-65	58-46	60-44	97-25	5	4	1	334	238	9
3	GBR	50-55	65-74		61-43	70-58	83-32	5	3	2	329	262	8
4	GER	43-68	46-58	43-61		69-56	113-27	5	2	3	314	270	7
5	MEX	33-61	44-60	58-70	56-69		83-34	5	1	4	274	294	6
6	RSA	25-85	25-97	32-83	27-113	34-83		5	0	5	143	461	5

Preliminary Group B								MATCHES			POINTS		Class.
Rank		NED	FRA	AUS	SWE	JPN	KOR	PLAY	WON	LOST	FOR	AGST	Points
1	NED		76-51	48-47	62-45	62-52	83-48	5	5	0	331	243	10
2	FRA	51-76		63-54	51-50	67-44	65-48	5	4	1	297	272	9
3	AUS	47-48	54-63		69-54	64-36	77-33	5	3	2	311	234	8
4	SWE	45-62	50-51	54-69		60-43	57-55	5	2	3	266	280	7
5	JPN	52-62	44-67	36-64	43-60		64-43	5	1	4	239	296	6
6	KOR	48-83	48-65	33-77	55-57	43-64		5	0	5	227	346	5

Classification

Phase	Teams	Result
Quarterfinals 1 - 8	USA vs AUS	25-Oct
Quarterfinals 1 - 8	NED vs GER	25-Oct
Quarterfinals 1 - 8	FRA vs GBR	25-Oct
Quarterfinals 1 - 8	CAN vs SWE	73-39
Semifinals 9 - 12	MEX vs KOR	26-Oct
Semifinals 9 - 12	JPN vs RSA	26-Oct
Semifinals 1 - 4		26-Oct
Semifinals 1 - 4	CAN	26-Oct
Final 1 - 2		28-Oct
Final 3 - 4		28-Oct
Semifinals 5 - 8		27-Oct
Semifinals 5 - 8	SWE	27-Oct
Final 5 - 6		28-Oct
Final 7 - 8		28-Oct
Final 9 - 10		28-Oct
Final 11- 12		28-Oct

Final Standings

Medal Rank Team

PRNWB00000141.00084A 00102510:55V040

Canada (CAN)

After 6 Matches

No.	Name	G	MIN	MPG	PTS	PPG	Field Goals		2 Points		3 Points		Free Throws		Rebounds			AS	ST	TO	BS	PF
							M/A	%	M/A	%	M/A	%	M/A	%	OR	DR	TOT					
4	DUREPOS Dave	6	83:39	13:56	40	6.7	13/39	33.3	12/32	37.5	1/7	14.3	13/22	59.1	2	9	11	5	3	6	3	7
5	HENDERSON Roy	6	69:56	11:39	14	2.3	6/12	50.0	6/12	50.0			2/4	50.0	6	9	15		2	7		7
6	TREUER James	6	66:41	11:06	41	6.8	17/32	53.1	17/32	53.1			7/18	38.9	6	16	22	11		11		10
7	DENNIS Jeff	5	34:23	6:52	20	4.0	9/21	42.9	9/21	42.9			2/4	50.0	11	2	13	6	1	4		3
8	JOHNSON Joey	6	112:49	18:48	34	5.7	15/33	45.5	15/33	45.5			4/9	44.4	11	36	47	7	2	13	4	11
9	NORTON Ross	6	181:30	30:15	21	3.5	10/22	45.5	10/22	45.5			1/8	12.5	3	17	20	8	1	12		14
10	HALL Ken	6	153:16	25:32	24	4.0	12/22	54.5	12/22	54.5			0/4	0.0	3	14	17	13	1	14		5
11	BORISOFF Jaimie	6	122:15	20:22	14	2.3	6/14	42.9	6/14	42.9			2/4	50.0		6	6	9		3		10
12	ANDERSON Patrick	6	156:09	26:01	110	18.3	44/78	56.4	41/68	60.3	3/10	30.0	19/29	65.5	15	55	70	24	14	9	4	12
13	STOUTENBURG Chris	5	70:04	14:00	21	4.2	10/12	83.3	10/12	83.3			1/7	14.3	1	6	7	2		5		7
14	GAERTNER Travis	5	50:22	10:04	27	5.4	10/15	66.7	10/15	66.7			7/17	41.2		3	3	1		2		7
15	PETER Richard	6	98:56	16:29	34	5.7	12/26	46.2	12/25	48.0	0/1	0.0	10/16	62.5	3	8	11	8	5	5		17
Team/Coach																						
TOTALS					400	66.7	164/326	50.3	160/308	51.9	4/18	22.2	68/142	47.9	61	181	242	94	29	91	11	110
OPPONENTS					235	39.2	97/331	29.3	93/291	32.0	4/40	10.0	37/94	39.4	52	119	171	51	24	101	8	133

	CAN	OPPONENTS
Points from Turnovers	99	58
Points in the Paint	254	98
Second Chance Points	51	26
Fast Break Points	42	26

AVERAGES PER GAME

	CAN	OPPONENTS
Total Field Goals Made	27.3	16.2
2 Points Field Goals Made	26.7	15.5
3 Points Field Goals Made	0.7	0.7
Free Throws Made	11.3	6.2
Offensive Rebounds	10.2	8.7
Deffensive Rebounds	30.2	19.8
Total Rebounds	40.3	28.5
Assists	15.7	8.5
Steals	4.8	4.0
Turnovers	15.2	16.8
Blocked Shots	1.8	1.3
Fouls	18.3	22.2
Points from Turnovers	16.5	9.7
Points in the Paint	42.3	16.3
Second Chance Points	8.5	4.3
Fast Break Points	7.0	4.3

Legend:

G : Games Played	MIN : Minutes Played	MPG : Minutes Played per Game	PTS : Points
PPG : Points per Game	M/A : Made/Attempts	% : Shooting Percentage	OR : Offensive Rebounds
DR : Defensive Rebounds	TOT : Total Rebounds	AS : Assists	ST : Steals
TO : Turnovers	BS : Blocked Shots	PF : Fouls	

PRNWB00000142.00084A 00102510:56V030

Sweden (SWE)

After 6 Matches

No.	Name	G	MIN	MPG	PTS	PPG	Field Goals		2 Points		3 Points		Free Throws		Rebounds			AS	ST	TO	BS	PF
							M/A	%	M/A	%	M/A	%	M/A	%	OR	DR	TOT					
4	Haidari Hussein	6	124:43	20:47	46	7.7	16/51	31.4	14/34	41.2	2/17	11.8	12/30	40.0	9	14	23	14	7	16	1	17
5	JAMESON Per	6	141:06	23:31	3	0.5	1/6	16.7	1/6	16.7			1/2	50.0	3	7	10	6		2		15
6	FLENSBURG Daniel	4	17:48	4:27	2	0.5	1/6	16.7	1/6	16.7					3	1	4		1			3
7	GUSTAVSSON Joachim	6	94:50	15:48	27	4.5	13/48	27.1	13/48	27.1			1/3	33.3	9	21	30	2	3	7		6
8	ABLORH Enoch	6	65:56	10:59	19	3.2	7/23	30.4	7/20	35.0	0/3	0.0	5/11	45.5	6	5	11	3	5	9		15
9	WAPNER Christian	6	78:19	13:03	4	0.7	2/8	25.0	2/8	25.0			0/2	0.0		2	2	3	1	2		8
10	BERGLUND Gunnar	6	143:15	23:52	68	11.3	23/71	32.4	19/52	36.5	4/19	21.1	18/31	58.1	10	20	30	13	4	10	1	14
11	KOHLSTROEM Peter	4	22:18	5:34	6	1.5	2/4	50.0	2/4	50.0			2/3	66.7	1	5	6					1
12	AKERBERG Thomas	6	123:35	20:35	20	3.3	7/15	46.7	7/14	50.0	0/1	0.0	6/9	66.7	4	8	12	7	1	10		19
13	UHLEN Per	6	153:02	25:30	32	5.3	12/29	41.4	12/28	42.9	0/1	0.0	8/12	66.7	3	7	10	6		10		14
14	WEGEBORN Stefan	6	95:38	15:56	26	4.3	12/26	46.2	12/26	46.2			2/8	25.0	4	2	6	5	1	4		9
15	ANDERSSON Lars-Gunnar	6	164:30	27:25	52	8.7	22/69	31.9	22/68	32.4	0/1	0.0	8/14	57.1	10	51	61	2	5	10	3	17
Team/Coach																						
TOTALS					305	50.8	118/356	33.1	112/314	35.7	6/42	14.3	63/125	50.4	62	143	205	61	28	80	5	138
OPPONENTS					353	58.8	142/331	42.9	138/312	44.2	4/19	21.1	65/139	46.8	60	180	240	76	23	100	6	136

	SWE	OPPONENTS
Points from Turnovers	75	83
Points in the Paint	126	186
Second Chance Points	38	43
Fast Break Points	38	30

AVERAGES PER GAME

	SWE	OPPONENTS
Total Field Goals Made	19.7	23.7
2 Points Field Goals Made	18.7	23.0
3 Points Field Goals Made	1.0	0.7
Free Throws Made	10.5	10.8
Offensive Rebounds	10.3	10.0
Deffensive Rebounds	23.8	30.0
Total Rebounds	34.2	40.0
Assists	10.2	12.7
Steals	4.7	3.8
Turnovers	13.3	16.7
Blocked Shots	0.8	1.0
Fouls	23.0	22.7
Points from Turnovers	12.5	13.8
Points in the Paint	21.0	31.0
Second Chance Points	6.3	7.2
Fast Break Points	6.3	5.0

Legend:

G : Games Played	MIN : Minutes Played	MPG : Minutes Played per Game	PTS : Points
PPG : Points per Game	M/A : Made/Attempts	% : Shooting Percentage	OR : Offensive Rebounds
DR : Defensive Rebounds	TOT : Total Rebounds	AS : Assists	ST : Steals
TO : Turnovers	BS : Blocked Shots	PF : Fouls	

PRNWB00000143.00073 00102512:10V010

Match No: 44

FRA 26 vs 30 GBR

Start Time: 11:30

Attendance:

Referees: BRIERE Gilles (CAN)
RAMOT Itzhack (ISR)

DEWELL Ross (AUS)

FIRST HALF

Scoring by 5 min intervals: **FRA**
GBR

5	16	16	26
9	18	22	30

France (FRA)

No.	Name	MIN	PTS	Field Goals		2 Points		3 Points		Free Throws		Rebounds			AS	ST	TO	BS	PF
				M/A	%	M/A	%	M/A	%	M/A	%	OR	DR	TOT					
4	SALLEM Riadh	01:55																	
* 5	ABOUKIR Jean-Denis	18:27	4	2/2	100.0	2/2	100.0					3	1	4	2	1	3		3
6	LIBMAN Bertrand	09:23		0/1	0.0	0/1	0.0						4	4			1		1
7	COURNEIL Jerome	10:56		0/1	0.0	0/1	0.0												2
* 8	BOUSTILA Ouahid	07:09	1	0/4	0.0	0/4	0.0			1/2	50.0	4		4			1		
9	FAHRASMANE Mario																		
* 10	GUYOT Frederic	18:05		0/2	0.0	0/2	0.0						1	1	2	1	3		4
11	THEREZO Jose	06:05	4	2/3	66.7	2/3	66.7						1	1					
12	HAMELIN David																		
13	DIXNEUF Lionel																		
* 14	BAYE Philippe	17:23	15	5/14	35.7	3/10	30.0	2/4	50.0	3/4	75.0		5	5	1		1		
* 15	LAFFONT Jean Pascal	10:37	2	1/3	33.3	1/3	33.3					1		1					
Team Coach																			
TOTALS			26	10/30	33.3	8/26	30.8	2/4	50.0	4/6	66.7	8	12	20	5	3	8		10
Coach		SORIANO Jean-Paul																	
Assistant Coach		SCHOENACKER Maurice																	

Great Britain (GBR)

No.	Name	MIN	PTS	Field Goals		2 Points		3 Points		Free Throws		Rebounds			AS	ST	TO	BS	PF
				M/A	%	M/A	%	M/A	%	M/A	%	OR	DR	TOT					
4	CAINE Steve	06:36	2							2/2	100.0						1		1
5	THOMAS Sinclair	06:05		0/1	0.0	0/1	0.0			0/4	0.0		1	1	2				
6	HAYES Kevin																		
7	BYWATER Terry																		
* 8	MUNN Simon	18:35	8	4/10	40.0	4/9	44.4	0/1	0.0	0/2	0.0	3	4	7	1	1	3	1	2
* 9	POLLOCK Jonathan	17:22	5	2/6	33.3	1/2	50.0	1/4	25.0						2		1		3
10	ADEPITAN Ade	01:07																	
* 11	JOHNSON Dan	18:53	8	3/6	50.0	3/6	50.0			2/3	66.7	2	2	4	1				2
* 12	BLAKE Andrew	13:55	1							1/2	50.0		2	2					
13	HOWLEY Fred																		
* 14	PRICE Colin	16:02	6	3/7	42.9	3/7	42.9						3	3	4		1		1
15	BRAMLEY David	01:25																	1
Team Coach																			
TOTALS			30	12/30	40.0	11/25	44.0	1/5	20.0	5/13	38.5	5	12	17	10	1	6	1	10
Coach		TITMUSS David																	
Assistant Coach		SMITH Nigel																	
		TOLFREY Vicky																	

	FRA	GBR
Points from Turnovers:	6	7
Biggest Lead:	0	7 (16-9)
Second Chance Points:	5	2
Lead Changes:		

	FRA	GBR
Points in the Paint:	8	10
Biggest Scoring Run:	7-2 (16-18)	5-0 (16-9)
Fast Break Points:		
Times Tied:	2	

Legend:

MIN : Minutes Played **M/A** : Made/Attempts **%** : Shooting Percentage **OR** : Offensive Rebounds
DR : Defensive Rebounds **TOT** : Total Rebounds **AS** : Assist **ST** : Steals
TO : Turnovers **BS** : Blocked Shots **PF** : Fouls **PTS** : Points
HF : Half of Time **OT** : Over Time * : Starting/Initial

PRNWB00000144.00069 00102513:04V010

Match No: 44

FRA 56 vs 67 GBR

Start Time: 11:30

Attendance: 15080

Referees: BRIERE Gilles (CAN)
RAMOT Itzhack (ISR)

DEWELL Ross (AUS)

Scoring by 5 min intervals:	FRA	GBR	1.HF				2.HF			
			5	16	16	26	32	36	43	56
			9	18	22	30	42	53	55	67

Time	Score	France	Action	Great Britain	Time	Score	France	Action	Great Britain
FIRST HALF					FIRST HALF				
20:00			Player IN	8 - MUNN Simon	14:56	7-9	5 - ABOUKIR Jean-Denis	2 Pt. in the paint	
20:00			Player IN	9 - POLLOCK Jonathan	14:56		10 - GUYOT Frederic	Assist	
20:00			Player IN	11 - JOHNSON Dan	14:38			2 Pt. Miss	14 - PRICE Colin
20:00			Player IN	12 - BLAKE Andrew	14:37		14 - BAYE Philippe	Defens.Rebound	
20:00			Player IN	14 - PRICE Colin	14:14		5 - ABOUKIR Jean-Denis	Turnover	
20:00		5 - ABOUKIR Jean-Denis	Player IN		14:00	7-11		2 Pt. MADE	11 - JOHNSON Dan
20:00		8 - BOUSTILA Ouahid	Player IN		13:44		10 - GUYOT Frederic	2 Pt. Miss	
20:00		10 - GUYOT Frederic	Player IN		13:42		5 - ABOUKIR Jean-Denis	Offens.Rebound	
20:00		14 - BAYE Philippe	Player IN		13:41	9-11	5 - ABOUKIR Jean-Denis	2 Pt. in the paint	
20:00		15 - LAFFONT Jean Pascal	Player IN		13:30	9-13		2 Pt. in the paint	8 - MUNN Simon
19:50	0-2		2 Pt. in the paint	8 - MUNN Simon	13:30			Assist	11 - JOHNSON Dan
19:50			Assist	14 - PRICE Colin	13:06		5 - ABOUKIR Jean-Denis	Turnover	
19:36	2-2	14 - BAYE Philippe	2 Pt. MADE		12:51		5 - ABOUKIR Jean-Denis (P2,T2)	Foul	
19:36		5 - ABOUKIR Jean-Denis	Assist		12:51		8 - BOUSTILA Ouahid	Player OUT	
19:20	2-5		3 Pt. MADE	9 - POLLOCK Jonathan	12:51		6 - LIBMAN Bertrand	Player IN	
19:20			Assist	14 - PRICE Colin	12:51		15 - LAFFONT Jean Pascal	Player OUT	
18:55		14 - BAYE Philippe	2 Pt. Miss		12:51		7 - COURNEIL Jerome	Player IN	
18:52			Defens.Rebound	14 - PRICE Colin	12:51			Free Th. Miss	12 - BLAKE Andrew
18:49		8 - BOUSTILA Ouahid	Steal		12:51	9-14		Free Th. MADE	12 - BLAKE Andrew
18:47			Turnover	14 - PRICE Colin	12:35			Turnover	
18:47		14 - BAYE Philippe	2 Pt. Miss		12:24	9-16	10 - GUYOT Frederic	2 Pt. MADE	14 - PRICE Colin
18:47		8 - BOUSTILA Ouahid	Offens.Rebound		12:24			Assist	9 - POLLOCK Jonathan
18:47		8 - BOUSTILA Ouahid	2 Pt. Miss		12:24		France	Time Out	
18:47		8 - BOUSTILA Ouahid	Offens.Rebound		12:04			Steal	8 - MUNN Simon
18:47			Foul	8 - MUNN Simon (P1,T1)	12:03		10 - GUYOT Frederic	Turnover	
18:47		8 - BOUSTILA Ouahid	Free Th. Miss		11:58			2 Pt. Miss	11 - JOHNSON Dan
18:47	3-5	8 - BOUSTILA Ouahid	Free Th. MADE		11:57		10 - GUYOT Frederic	Defens.Rebound	
18:32			2 Pt. Miss	8 - MUNN Simon	11:48	12-16	14 - BAYE Philippe	3 Pt. MADE	
18:20			2 Pt. Miss	14 - PRICE Colin	11:48		10 - GUYOT Frederic	Assist	
18:17		14 - BAYE Philippe	Defens.Rebound		11:24	12-18		2 Pt. MADE	9 - POLLOCK Jonathan
18:08			Foul	11 - JOHNSON Dan (P1,T2)	11:24			Assist	14 - PRICE Colin
18:06		15 - LAFFONT Jean Pascal	2 Pt. Miss		11:09			Foul	14 - PRICE Colin (P1,T3)
18:03			Defens.Rebound	8 - MUNN Simon	11:06		14 - BAYE Philippe	2 Pt. Miss	
17:55			3 Pt. Miss	9 - POLLOCK Jonathan	11:04			Defens.Rebound	14 - PRICE Colin
17:51		14 - BAYE Philippe	Defens.Rebound		10:52			2 Pt. Miss	14 - PRICE Colin
17:36		14 - BAYE Philippe	3 Pt. Miss		10:49		5 - ABOUKIR Jean-Denis	Defens.Rebound	
17:32			Defens.Rebound	12 - BLAKE Andrew	10:31	14-18	14 - BAYE Philippe	2 Pt. MADE	
17:19			2 Pt. Miss	11 - JOHNSON Dan	10:31		5 - ABOUKIR Jean-Denis	Assist	
17:13			3 Pt. Miss	8 - MUNN Simon	10:25			Offensive Foul	8 - MUNN Simon (P2,T4)
17:12		5 - ABOUKIR Jean-Denis (P1,T1)	Foul		10:25			Turnover	8 - MUNN Simon
17:05		10 - GUYOT Frederic	Steal		10:11	16-18	14 - BAYE Philippe	2 Pt. MADE	
17:03			Turnover	9 - POLLOCK Jonathan	9:49			3 Pt. Miss	9 - POLLOCK Jonathan
16:44		14 - BAYE Philippe	2 Pt. Miss		9:47		14 - BAYE Philippe	Defens.Rebound	
16:40		8 - BOUSTILA Ouahid	Offens.Rebound		9:47			Foul	11 - JOHNSON Dan (P2,T5)
16:40		8 - BOUSTILA Ouahid	2 Pt. Miss		9:33		14 - BAYE Philippe	2 Pt. Miss	
16:38		8 - BOUSTILA Ouahid	Offens.Rebound		9:31			Defens.Rebound	14 - PRICE Colin
16:38		8 - BOUSTILA Ouahid	2 Pt. Miss		9:06			2 Pt. Miss	14 - PRICE Colin
16:35			Block Shot	8 - MUNN Simon	9:04			Offens.Rebound	8 - MUNN Simon
16:32		15 - LAFFONT Jean Pascal	Offens.Rebound		9:03			2 Pt. Miss	8 - MUNN Simon
16:30	5-5	15 - LAFFONT Jean Pascal	2 Pt. MADE		9:01		6 - LIBMAN Bertrand	Defens.Rebound	
16:21	5-7		2 Pt. in the paint	14 - PRICE Colin	8:50			Foul	9 - POLLOCK Jonathan (P1,T6)
15:54		8 - BOUSTILA Ouahid	2 Pt. Miss		8:50			Time Out	Great Britain
15:50		5 - ABOUKIR Jean-Denis	Offens.Rebound		8:31		14 - BAYE Philippe	2 Pt. Miss	
15:39		14 - BAYE Philippe	2 Pt. Miss		8:29			Defens.Rebound	8 - MUNN Simon
15:36			Defens.Rebound	8 - MUNN Simon	8:09		7 - COURNEIL Jerome (P1,T3)	Foul	
15:24	5-9		2 Pt. MADE	14 - PRICE Colin	7:59			2 Pt. Miss	8 - MUNN Simon
15:24			Assist	8 - MUNN Simon	7:57		6 - LIBMAN Bertrand	Defens.Rebound	

Wheelchair Basketball

Wheelchair Basketball

Wheelchair Basketball

Wheelchair Basketball

Time	Score	France	Action	Great Britain	Time	Score	France	Action	Great Britain
FIRST HALF					FIRST HALF				
7:50			Foul	9 - POLLOCK Jonathan (P2,T7)	2:01			Defens.Rebound	8 - MUNN Simon
7:45		7 - COURNEIL Jerome	2 Pt. Miss		1:55		10 - GUYOT Frederic (P4,T9)	Foul	
7:43			Defens.Rebound	12 - BLAKE Andrew	1:55		10 - GUYOT Frederic	Player OUT	
7:16			3 Pt. Miss	9 - POLLOCK Jonathan	1:55		7 - COURNEIL Jerome	Player OUT	
7:14		14 - BAYE Philippe	Defens.Rebound		1:55		4 - SALLEM Riadh	Player IN	
6:56		5 - ABOUKIR Jean-Denis	Turnover		1:55		5 - ABOUKIR Jean-Denis	Player IN	
6:36		10 - GUYOT Frederic (P1,T4)	Foul		1:55			Free Th. Miss	5 - THOMAS Sinclair
6:36			Player OUT	14 - PRICE Colin	1:55			Free Th. Miss	5 - THOMAS Sinclair
6:36			Player IN	4 - CAINE Steve	1:53			Offens.Rebound	11 - JOHNSON Dan
6:16	16-20		2 Pt. MADE	11 - JOHNSON Dan	1:41	21-26		2 Pt. in the paint	8 - MUNN Simon
6:16			Assist	9 - POLLOCK Jonathan	1:41			Assist	5 - THOMAS Sinclair
6:05		6 - LIBMAN Bertrand	Turnover		1:26		14 - BAYE Philippe	Turnover	
6:05			Player OUT	12 - BLAKE Andrew	1:23			Turnover	8 - MUNN Simon
6:05			Player IN	5 - THOMAS Sinclair	1:07	23-26	11 - THEREZO Jose	2 Pt. in the paint	
6:05		14 - BAYE Philippe	Player OUT		1:07		14 - BAYE Philippe	Assist	
6:05		11 - THEREZO Jose	Player IN		1:07			Player OUT	11 - JOHNSON Dan
5:53			2 Pt. Miss	5 - THOMAS Sinclair	1:07			Player IN	10 - ADEPITAN Ade
5:49			Offens.Rebound	8 - MUNN Simon	0:44		5 - ABOUKIR Jean-Denis (P3,T10)	Foul	
5:47		5 - ABOUKIR Jean-Denis	Steal		0:44	23-27		Free Th. MADE	4 - CAINE Steve
5:45			Turnover	8 - MUNN Simon	0:44	23-28		Free Th. MADE	4 - CAINE Steve
5:32		6 - LIBMAN Bertrand	2 Pt. Miss		0:32	26-28	14 - BAYE Philippe	3 Pt. MADE	
5:31			Defens.Rebound	11 - JOHNSON Dan	0:12	26-30		2 Pt. in the paint	8 - MUNN Simon
5:20	16-22		2 Pt. MADE	11 - JOHNSON Dan	0:12			Assist	14 - PRICE Colin
5:20			Assist	5 - THOMAS Sinclair	0:12		France	Time Out	
4:58		10 - GUYOT Frederic	2 Pt. Miss		0:12			Player OUT	8 - MUNN Simon
4:56			Defens.Rebound	5 - THOMAS Sinclair	0:12			Player IN	15 - BRAMLEY David
4:46			2 Pt. Miss	11 - JOHNSON Dan	0:01		14 - BAYE Philippe	3 Pt. Miss	
4:43		6 - LIBMAN Bertrand	Defens.Rebound		0:00		5 - ABOUKIR Jean-Denis	Offens.Rebound	
4:30		11 - THEREZO Jose	2 Pt. Miss		SECOND HALF				
4:28			Defens.Rebound	11 - JOHNSON Dan	20:00		4 - SALLEM Riadh	Player IN	
4:17			2 Pt. Miss	8 - MUNN Simon	20:00		5 - ABOUKIR Jean-Denis	Player IN	
4:16			Offens.Rebound	8 - MUNN Simon	20:00		11 - THEREZO Jose	Player IN	
4:16		6 - LIBMAN Bertrand (P1,T5)	Foul		20:00		14 - BAYE Philippe	Player IN	
4:16			Free Th. Miss	8 - MUNN Simon	20:00		15 - LAFFONT Jean Pascal	Player IN	
4:16			Free Th. Miss	8 - MUNN Simon	20:00			Player IN	4 - CAINE Steve
3:58	18-22	11 - THEREZO Jose	2 Pt. in the paint		20:00			Player IN	5 - THOMAS Sinclair
3:39			2 Pt. Miss	9 - POLLOCK Jonathan	20:00			Player IN	10 - ADEPITAN Ade
3:37			Offens.Rebound	11 - JOHNSON Dan	20:00			Player IN	11 - JOHNSON Dan
3:36			2 Pt. Miss	8 - MUNN Simon	20:00			Player IN	8 - MUNN Simon
3:34		6 - LIBMAN Bertrand	Defens.Rebound		19:34			3 Pt. Miss	10 - ADEPITAN Ade
3:28		10 - GUYOT Frederic (P2,T6)	Offensive Foul		19:31			Offens.Rebound	11 - JOHNSON Dan
3:28		10 - GUYOT Frederic	Turnover		19:28	26-32		2 Pt. in the paint	8 - MUNN Simon
3:28			Player OUT	8 - MUNN Simon	19:28			Assist	11 - JOHNSON Dan
3:28			Player IN	15 - BRAMLEY David	19:09	28-32	11 - THEREZO Jose	2 Pt. in the paint	
3:28		6 - LIBMAN Bertrand	Player OUT		19:09		5 - ABOUKIR Jean-Denis	Assist	
3:28		5 - ABOUKIR Jean-Denis	Player OUT		18:53			Fast Break	Great Britain
3:28		14 - BAYE Philippe	Player IN		18:52	28-34		2 Pt. in the paint	4 - CAINE Steve
3:28		15 - LAFFONT Jean Pascal	Player IN		18:36		4 - SALLEM Riadh (P1,T1)	Offensive Foul	
3:09			Offensive Foul	4 - CAINE Steve (P1,T8)	18:36		4 - SALLEM Riadh	Turnover	
3:09			Turnover	4 - CAINE Steve	18:24			2 Pt. Miss	5 - THOMAS Sinclair
2:58			Foul	15 - BRAMLEY David (P1,T9)	18:22			Block Shot	
2:58		14 - BAYE Philippe	Free Th. Miss		18:20			Offens.Rebound	11 - JOHNSON Dan
2:58	19-22	14 - BAYE Philippe	Free Th. MADE		18:05	28-36		2 Pt. in the paint	5 - THOMAS Sinclair
2:47		7 - COURNEIL Jerome (P2,T7)	Foul		18:05			Assist	11 - JOHNSON Dan
2:47			Free Th. Miss	5 - THOMAS Sinclair	17:49		5 - ABOUKIR Jean-Denis	Turnover	
2:47			Free Th. Miss	5 - THOMAS Sinclair	17:41	28-38		2 Pt. MADE	8 - MUNN Simon
2:45		11 - THEREZO Jose	Defens.Rebound		17:41			Assist	11 - JOHNSON Dan
2:38			Foul	9 - POLLOCK Jonathan (P3,T10)	17:37			Foul	4 - CAINE Steve (P2,T1)
2:38			Player OUT	9 - POLLOCK Jonathan	17:37		5 - ABOUKIR Jean-Denis	Player OUT	
2:38			Player IN	14 - PRICE Colin	17:37		11 - THEREZO Jose	Player OUT	
2:38	20-22	14 - BAYE Philippe	Free Th. MADE		17:37		14 - BAYE Philippe	Player OUT	
2:38	21-22	14 - BAYE Philippe	Free Th. MADE		17:37		9 - FAHRASMANE Mario	Player IN	
2:15		10 - GUYOT Frederic (P3,T8)	Foul		17:37		6 - LIBMAN Bertrand	Player IN	
2:15			Player OUT	15 - BRAMLEY David	17:37		8 - BOUSTILA Ouahid	Player IN	
2:15			Player IN	8 - MUNN Simon	17:10	30-38	8 - BOUSTILA Ouahid	2 Pt. MADE	
2:15			Free Th. Miss	11 - JOHNSON Dan	16:44			Turnover	10 - ADEPITAN Ade
2:15	21-23		Free Th. MADE	11 - JOHNSON Dan	16:29		9 - FAHRASMANE Mario	2 Pt. Miss	
2:15	21-24		Free Th. MADE	11 - JOHNSON Dan	16:27			Defens.Rebound	8 - MUNN Simon
2:02		15 - LAFFONT Jean Pascal	2 Pt. Miss		16:17			2 Pt. Miss	8 - MUNN Simon

Wheelchair Basketball

Wheelchair Basketball

Wheelchair Basketball

Wheelchair Basketball

Time	Score	France	Action	Great Britain	Time	Score	France	Action	Great Britain
SECOND HALF					SECOND HALF				
16:15			Offens.Rebound	8 - MUNN Simon	8:03	40-53	8 - BOUSTILA Ouahid	2 Pt. MADE	
16:15	30-40		Tap MADE	8 - MUNN Simon	7:30			Turnover	11 - JOHNSON Dan
15:57		9 - FAHRASMANE Mario	2 Pt. Miss		7:13	43-53	14 - BAYE Philippe	3 Pt. MADE	
15:55			Block Shot	8 - MUNN Simon	6:58		15 - LAFFONT Jean Pascal (P1,T5)	Foul	
15:54		8 - BOUSTILA Ouahid	Offens.Rebound		6:48			2 Pt. Miss	14 - PRICE Colin
15:53	32-40	8 - BOUSTILA Ouahid	2 Pt. in the paint		6:29			Steal	8 - MUNN Simon
15:36	32-42		2 Pt. MADE	4 - CAINE Steve	6:29		10 - GUYOT Frederic	Turnover	
15:07		9 - FAHRASMANE Mario	2 Pt. Miss		6:11			2 Pt. Miss	4 - CAINE Steve
15:06		6 - LIBMAN Bertrand	Offens.Rebound		6:09		8 - BOUSTILA Ouahid	Defens.Rebound	
15:03		8 - BOUSTILA Ouahid	2 Pt. Miss		5:57		14 - BAYE Philippe	3 Pt. Miss	
15:00			Defens.Rebound	8 - MUNN Simon	5:55			Foul	5 - THOMAS Sinclair (P2,T6)
14:50		6 - LIBMAN Bertrand	Steal		5:55			Foul	14 - PRICE Colin (P2,T7)
14:50			Turnover	10 - ADEPITAN Ade	5:51		8 - BOUSTILA Ouahid	2 Pt. Miss	
14:50			Foul	10 - ADEPITAN Ade (P1,T2)	5:50			Defens.Rebound	8 - MUNN Simon
14:50			Player OUT	10 - ADEPITAN Ade	5:44		8 - BOUSTILA Ouahid (P1,T6)	Foul	
14:50			Player IN	9 - POLLOCK Jonathan	5:28		5 - ABOUKIR Jean-Denis (P4,T7)	Foul	
14:32		8 - BOUSTILA Ouahid	2 Pt. Miss		5:11	43-55		2 Pt. in the paint	5 - THOMAS Sinclair
14:31			Defens.Rebound	8 - MUNN Simon	5:11			Assist	11 - JOHNSON Dan
14:24			2 Pt. Miss	9 - POLLOCK Jonathan	4:47		14 - BAYE Philippe	3 Pt. Miss	
14:23			Offens.Rebound	4 - CAINE Steve	4:45			Defens.Rebound	8 - MUNN Simon
14:10			2 Pt. Miss	11 - JOHNSON Dan	4:23			2 Pt. Miss	11 - JOHNSON Dan
14:09		8 - BOUSTILA Ouahid	Defens.Rebound		4:21		14 - BAYE Philippe	Defens.Rebound	
13:45		9 - FAHRASMANE Mario	Turnover		4:05			Foul	4 - CAINE Steve (P3,T8)
13:31			Offensive Foul	5 - THOMAS Sinclair (P1,T3)	4:05			Player OUT	14 - PRICE Colin
13:31			Turnover	5 - THOMAS Sinclair	4:05			Player IN	9 - POLLOCK Jonathan
13:14		8 - BOUSTILA Ouahid	Turnover		4:05		14 - BAYE Philippe	Free Th. Miss	
12:46			2 Pt. Miss	8 - MUNN Simon	4:05	44-55	14 - BAYE Philippe	Free Th. MADE	
12:44			Offens.Rebound	5 - THOMAS Sinclair	3:49	44-57		2 Pt. in the paint	4 - CAINE Steve
12:34	32-44		2 Pt. MADE	11 - JOHNSON Dan	3:49			Assist	9 - POLLOCK Jonathan
12:13	34-44	4 - SALLEM Riadh	2 Pt. in the paint		3:43		France	Time Out	
12:13		9 - FAHRASMANE Mario	Assist		3:43		8 - BOUSTILA Ouahid	Player OUT	
12:01	34-46		2 Pt. MADE	11 - JOHNSON Dan	3:43		4 - SALLEM Riadh	Player IN	
11:59		8 - BOUSTILA Ouahid	Player OUT		3:43		14 - BAYE Philippe	Player OUT	
11:59		14 - BAYE Philippe	Player IN		3:43		9 - FAHRASMANE Mario	Player IN	
11:45	36-46	6 - LIBMAN Bertrand	2 Pt. MADE		3:43		15 - LAFFONT Jean Pascal	Player OUT	
11:45		9 - FAHRASMANE Mario	Assist		3:43		11 - THEREZO Jose	Player IN	
11:28	36-48		2 Pt. MADE	11 - JOHNSON Dan	3:32	46-57	4 - SALLEM Riadh	2 Pt. in the paint	
11:09		9 - FAHRASMANE Mario	3 Pt. Miss		3:12			Offensive Foul	11 - JOHNSON Dan (P3,T9)
11:07			Defens.Rebound	4 - CAINE Steve	3:12			Turnover	11 - JOHNSON Dan
10:52	36-50		2 Pt. MADE	4 - CAINE Steve	2:57		11 - THEREZO Jose	2 Pt. Miss	
10:52			Assist	11 - JOHNSON Dan	2:55			Defens.Rebound	9 - POLLOCK Jonathan
10:52		4 - SALLEM Riadh (P2,T2)	Foul		2:38			Turnover	9 - POLLOCK Jonathan
10:52	36-51		Free Th. MADE	4 - CAINE Steve	2:38			Time Out	Great Britain
10:39		14 - BAYE Philippe	2 Pt. Miss		2:26	48-57	5 - ABOUKIR Jean-Denis	2 Pt. in the paint	
10:38			Defens.Rebound	8 - MUNN Simon	2:26		11 - THEREZO Jose	Player OUT	
10:29		14 - BAYE Philippe (P1,T3)	Foul		2:26		14 - BAYE Philippe	Player IN	
10:15		9 - FAHRASMANE Mario (P1,T4)	Foul		2:02		5 - ABOUKIR Jean-Denis (P5,T8)	Foul	
10:15		6 - LIBMAN Bertrand	Player OUT		2:02		5 - ABOUKIR Jean-Denis	Player OUT	
10:15		4 - SALLEM Riadh	Player OUT		2:02		13 - DIXNEUF Lionel	Player IN	
10:15		9 - FAHRASMANE Mario	Player OUT		2:02		10 - GUYOT Frederic	Player OUT	
10:15		8 - BOUSTILA Ouahid	Player IN		2:02		15 - LAFFONT Jean Pascal	Player IN	
10:15		10 - GUYOT Frederic	Player IN		2:02			Free Th. Miss	5 - THOMAS Sinclair
10:15		5 - ABOUKIR Jean-Denis	Player IN		2:02	48-58		Free Th. MADE	5 - THOMAS Sinclair
10:09	36-53		2 Pt. in the paint	8 - MUNN Simon	1:55			Foul	8 - MUNN Simon (P4,T10)
10:09			Assist	5 - THOMAS Sinclair	1:55	49-58	9 - FAHRASMANE Mario	Free Th. MADE	
9:41	38-53	14 - BAYE Philippe	2 Pt. MADE		1:55	50-58	9 - FAHRASMANE Mario	Free Th. MADE	
9:19			2 Pt. Miss	11 - JOHNSON Dan	1:49		15 - LAFFONT Jean Pascal (P2,T9)	Foul	
9:11			2 Pt. Miss	11 - JOHNSON Dan	1:49	50-59		Free Th. MADE	9 - POLLOCK Jonathan
9:08			Offens.Rebound	8 - MUNN Simon	1:49	50-60		Free Th. MADE	9 - POLLOCK Jonathan
9:07			2 Pt. Miss	8 - MUNN Simon	1:41		13 - DIXNEUF Lionel	3 Pt. Miss	
8:58			3 Pt. Miss	9 - POLLOCK Jonathan	1:39			Defens.Rebound	8 - MUNN Simon
8:56		14 - BAYE Philippe	Defens.Rebound		1:30		13 - DIXNEUF Lionel (P1,T10)	Foul	
8:43			Foul	9 - POLLOCK Jonathan (P4,T4)	1:30	50-61		Free Th. MADE	8 - MUNN Simon
8:43			Player OUT	9 - POLLOCK Jonathan	1:30	50-62		Free Th. MADE	8 - MUNN Simon
8:43			Player IN	14 - PRICE Colin	1:22		14 - BAYE Philippe	3 Pt. Miss	
8:33		10 - GUYOT Frederic	3 Pt. Miss		1:19			Defens.Rebound	11 - JOHNSON Dan
8:22			2 Pt. Miss	8 - MUNN Simon	1:06			2 Pt. Miss	8 - MUNN Simon
8:20		8 - BOUSTILA Ouahid	Defens.Rebound		1:03		14 - BAYE Philippe	Defens.Rebound	
8:11			Foul	8 - MUNN Simon (P3,T5)	1:00		France	Fast Break	

Wheelchair Basketball

Wheelchair Basketball

Wheelchair Basketball

Wheelchair Basketball

Time	Score	France	Action	Great Britain	Time	Score	France	Action	Great Britain
SECOND HALF					SECOND HALF				
1:00	52-62	13 - DIXNEUF Lionel	2 Pt. in the paint		0:36		14 - BAYE Philippe (P2,T12)	Foul	
1:00		14 - BAYE Philippe	Assist		0:36	56-64		Free Th. MADE	15 - BRAMLEY David
0:54		15 - LAFFONT Jean Pascal (P3,T11)	Foul		0:36			Free Th. Miss	15 - BRAMLEY David
0:54			Free Th. Miss	5 - THOMAS Sinclair	0:33			Offens.Rebound	11 - JOHNSON Dan
0:54	52-63		Free Th. MADE	5 - THOMAS Sinclair	0:26		13 - DIXNEUF Lionel (P2,T13)	Foul	
0:41		13 - DIXNEUF Lionel	3 Pt. Miss		0:26	56-65		Free Th. MADE	4 - CAINE Steve
0:38		15 - LAFFONT Jean Pascal	Offens.Rebound		0:26	56-66		Free Th. MADE	4 - CAINE Steve
0:36	55-63	14 - BAYE Philippe	3 Pt. MADE		0:12		9 - FAHRASMANE Mario	3 Pt. Miss	
0:36		15 - LAFFONT Jean Pascal	Assist		0:09			Defens.Rebound	4 - CAINE Steve
0:36			Foul	8 - MUNN Simon (P5,T11)	0:01		15 - LAFFONT Jean Pascal (P4,T14)	Foul	
0:36			Player OUT	8 - MUNN Simon	0:01	56-67		Free Th. MADE	11 - JOHNSON Dan
0:36			Player IN	15 - BRAMLEY David	0:01			Free Th. Miss	11 - JOHNSON Dan
0:36			Player OUT	5 - THOMAS Sinclair	0:00		14 - BAYE Philippe	Defens.Rebound	
0:36			Player IN	10 - ADEPITAN Ade	0:00			END OF PERIOD	
0:36	56-63	14 - BAYE Philippe	Free Th. MADE		0:00				

PRNWB00000145.00073 00102513:04V020

Match No: 44

FRA 56 vs 67 GBR

Start Time: 11:30

Attendance: 15080

Referees: BRIERE Gilles (CAN)
RAMOT Itzhack (ISR)

DEWELL Ross (AUS)

Scoring by 5 min intervals: **FRA**
GBR

1.HF				2.HF			
5	16	16	26	32	36	43	56
9	18	22	30	42	53	55	67

France (FRA)

No.	Name	MIN	PTS	Field Goals		2 Points		3 Points		Free Throws		Rebounds			AS	ST	TO	BS	PF
				M/A	%	M/A	%	M/A	%	M/A	%	OR	DR	TOT					
4	SALLEM Riadh	15:23	4	2/2	100.0	2/2	100.0										1		2
* 5	ABOUKIR Jean-Denis	29:03	6	3/3	100.0	3/3	100.0					3	1	4	3	1	4		5
6	LIBMAN Bertrand	16:45	2	1/2	50.0	1/2	50.0					1	4	5		1	1		1
7	COURNEIL Jerome	10:56		0/1	0.0	0/1	0.0												2
* 8	BOUSTILA Ouahid	19:19	7	3/10	30.0	3/10	30.0			1/2	50.0	5	3	8		1	1		1
9	FAHRASMANE Mario	11:05	2	0/5	0.0	0/3	0.0	0/2	0.0	2/2	100.0				2		1		1
* 10	GUYOT Frederic	26:18		0/3	0.0	0/2	0.0	0/1	0.0				1	1	2	1	4		4
11	THEREZO Jose	09:45	6	3/5	60.0	3/5	60.0					1	1				1		
12	HAMELIN David																		
13	DIXNEUF Lionel	02:02	2	1/3	33.3	1/1	100.0	0/2	0.0										2
* 14	BAYE Philippe	30:28	25	8/21	38.1	4/12	33.3	4/9	44.4	5/7	71.4		9	9	2		1		2
* 15	LAFFONT Jean Pascal	28:56	2	1/3	33.3	1/3	33.3					2		2	1				4
Team Coach																			
TOTALS			56	22/58	37.9	18/44	40.9	4/14	28.6	8/11	72.7	11	19	30	10	4	13	1	24
Coach		SORIANO Jean-Paul																	
Assistant Coach		SCHOENACKER Maurice																	

Great Britain (GBR)

No.	Name	MIN	PTS	Field Goals		2 Points		3 Points		Free Throws		Rebounds			AS	ST	TO	BS	PF
				M/A	%	M/A	%	M/A	%	M/A	%	OR	DR	TOT					
4	CAINE Steve	26:36	13	4/5	80.0	4/5	80.0			5/5	100.0	1	2	3			1		3
5	THOMAS Sinclair	25:29	6	2/4	50.0	2/4	50.0			2/8	25.0	1	1	2	3		1		2
6	HAYES Kevin																		
7	BYWATER Terry																		
* 8	MUNN Simon	37:59	18	8/19	42.1	8/18	44.4	0/1	0.0	2/4	50.0	5	11	16	1	2	3	2	5
* 9	POLLOCK Jonathan	27:34	7	2/8	25.0	1/3	33.3	1/5	20.0	2/2	100.0		1	1	3		2		4
10	ADEPITAN Ade	06:53		0/1	0.0			0/1	0.0								2		1
* 11	JOHNSON Dan	38:53	15	6/13	46.2	6/13	46.2			3/5	60.0	5	3	8	6		2		3
* 12	BLAKE Andrew	13:55	1							1/2	50.0		2	2					
13	HOWLEY Fred																		
* 14	PRICE Colin	20:40	6	3/8	37.5	3/8	37.5						3	3	4		1		2
15	BRAMLEY David	02:01	1							1/2	50.0								1
Team Coach																			
TOTALS			67	25/58	43.1	24/51	47.1	1/7	14.3	16/28	57.1	12	23	35	17	2	12	2	21
Coach		TITMUSS David																	
Assistant Coach		SMITH Nigel																	
		TOLFREY Vicky																	

	FRA	GBR
Points from Turnovers:	11	11
Biggest Lead:	0	17 (53-36)
Second Chance Points:	10	12
Lead Changes:		

	FRA	GBR
Points in the Paint:	20	24
Biggest Scoring Run:	7-0 (43-53)	10-2 (38-28)
Fast Break Points:	2	2
Times Tied:		2

Legend:

MIN : Minutes Played M/A : Made/Attempts % : Shooting Percentage OR : Offensive Rebounds
 DR : Defensive Rebounds TOT : Total Rebounds AS : Assist ST : Steals
 TO : Turnovers BS : Blocked Shots PF : Fouls PTS : Points
 HF : Half of Time OT : Over Time * : Starting/Initial

PRNWB00000146.00076B 00102513:06V020

Preliminary Group A								MATCHES			POINTS		Class.
Rank		CAN	USA	GBR	GER	MEX	RSA	PLAY	WON	LOST	FOR	AGST	Points
1	CAN		58-45	55-50	68-43	61-33	85-25	5	5	0	327	196	10
2	USA	45-58		74-65	58-46	60-44	97-25	5	4	1	334	238	9
3	GBR	50-55	65-74		61-43	70-58	83-32	5	3	2	329	262	8
4	GER	43-68	46-58	43-61		69-56	113-27	5	2	3	314	270	7
5	MEX	33-61	44-60	58-70	56-69		83-34	5	1	4	274	294	6
6	RSA	25-85	25-97	32-83	27-113	34-83		5	0	5	143	461	5

Preliminary Group B								MATCHES			POINTS		Class.
Rank		NED	FRA	AUS	SWE	JPN	KOR	PLAY	WON	LOST	FOR	AGST	Points
1	NED		76-51	48-47	62-45	62-52	83-48	5	5	0	331	243	10
2	FRA	51-76		63-54	51-50	67-44	65-48	5	4	1	297	272	9
3	AUS	47-48	54-63		69-54	64-36	77-33	5	3	2	311	234	8
4	SWE	45-62	50-51	54-69		60-43	57-55	5	2	3	266	280	7
5	JPN	52-62	44-67	36-64	43-60		64-43	5	1	4	239	296	6
6	KOR	48-83	48-65	33-77	55-57	43-64		5	0	5	227	346	5

Classification

Phase	Teams	Result
Quarterfinals 1 - 8	USA vs AUS	25-Oct
Quarterfinals 1 - 8	NED vs GER	25-Oct
Quarterfinals 1 - 8	FRA vs GBR	56-67
Quarterfinals 1 - 8	CAN vs SWE	73-39
Semifinals 9 - 12	MEX vs KOR	26-Oct
Semifinals 9 - 12	JPN vs RSA	26-Oct
Semifinals 1 - 4		26-Oct
Semifinals 1 - 4	CAN vs GBR	26-Oct
Final 1 - 2		28-Oct
Final 3 - 4		28-Oct
Semifinals 5 - 8		27-Oct
Semifinals 5 - 8	SWE vs FRA	27-Oct
Final 5 - 6		28-Oct
Final 7 - 8		28-Oct
Final 9 - 10		28-Oct
Final 11- 12		28-Oct

Final Standings

Medal Rank Team

PRNWB00000147.00084A 00102513:06V040

France (FRA)

After 6 Matches

No.	Name	G	MIN	MPG	PTS	PPG	Field Goals		2 Points		3 Points		Free Throws		Rebounds			AS	ST	TO	BS	PF
							M/A	%	M/A	%	M/A	%	M/A	%	OR	DR	TOT					
4	SALLEM Riadh	6	78:34	13:05	11	1.8	5/12	41.7	5/10	50.0	0/2	0.0	1/4	25.0	3	1	4			3		11
5	ABOUKIR Jean-Denis	6	133:12	22:12	24	4.0	10/24	41.7	10/24	41.7			4/6	66.7	6	7	13	9	4	13		17
6	LIBMAN Bertrand	6	64:39	10:46	8	1.3	3/9	33.3	3/8	37.5	0/1	0.0	2/6	33.3	5	14	19	1	1	3		10
7	COURNEIL Jerome	6	99:39	16:36	10	1.7	5/13	38.5	5/13	38.5			0/6	0.0	1	8	9	1	3	4		14
8	BOUSTILA Ouahid	6	120:20	20:03	60	10.0	26/69	37.7	25/66	37.9	1/3	33.3	7/18	38.9	17	26	43	4	8	12	2	11
9	FAHRASMANE Mario	5	50:00	10:00	10	2.0	3/21	14.3	3/18	16.7	0/3	0.0	4/8	50.0	3	5	8	8	2	9		13
10	GUYOT Frederic	6	204:37	34:06	31	5.2	14/43	32.6	14/42	33.3	0/1	0.0	3/6	50.0	9	15	24	35	5	17		15
11	THEREZO Jose	6	104:44	17:27	43	7.2	17/31	54.8	17/31	54.8			9/16	56.3	10	15	25	7	5	10	2	11
12	HAMELIN David	1	1:04	1:04			0/1	0.0	0/1	0.0					2		2					
13	DIXNEUF Lionel	3	14:57	4:59	4	1.3	2/9	22.2	2/4	50.0	0/5	0.0	0/2	0.0	1	2	3					5
14	BAYE Philippe	6	168:00	28:00	144	24.0	44/111	39.6	40/91	44.0	4/20	20.0	52/68	76.5	9	44	53	8	3	6	1	15
15	LAFFONT Jean Pascal	6	160:14	26:42	8	1.3	4/8	50.0	4/7	57.1	0/1	0.0	0/6	0.0	3	3	6	1	1	5		18
Team/Coach																						
TOTALS					353	58.8	133/351	37.9	128/315	40.6	5/36	13.9	82/146	56.2	69	140	209	74	32	82	5	140
OPPONENTS					339	56.5	130/314	41.4	127/289	43.9	3/25	12.0	76/143	53.1	47	154	201	80	22	102	4	148

	FRA	OPPONENTS
Points from Turnovers	88	68
Points in the Paint	174	152
Second Chance Points	50	51
Fast Break Points	26	22

AVERAGES PER GAME

	FRA	OPPONENTS
Total Field Goals Made	22.2	21.7
2 Points Field Goals Made	21.3	21.2
3 Points Field Goals Made	0.8	0.5
Free Throws Made	13.7	12.7
Offensive Rebounds	11.5	7.8
Deffensive Rebounds	23.3	25.7
Total Rebounds	34.8	33.5
Assists	12.3	13.3
Steals	5.3	3.7
Turnovers	13.7	17.0
Blocked Shots	0.8	0.7
Fouls	23.3	24.7
Points from Turnovers	14.7	11.3
Points in the Paint	29.0	25.3
Second Chance Points	8.3	8.5
Fast Break Points	4.3	3.7

Legend:

G : Games Played	MIN : Minutes Played	MPG : Minutes Played per Game	PTS : Points
PPG : Points per Game	M/A : Made/Attempts	% : Shooting Percentage	OR : Offensive Rebounds
DR : Defense Rebounds	TOT : Total Rebounds	AS : Assists	ST : Steals
TO : Turnovers	BS : Blocked Shots	PF : Fouls	

PRNWB00000148.00084A 00102513:07V040

Great Britain (GBR)

After 6 Matches

No.	Name	G	MIN	MPG	PTS	PPG	Field Goals		2 Points		3 Points		Free Throws		Rebounds			AS	ST	TO	BS	PF
							M/A	%	M/A	%	M/A	%	M/A	%	OR	DR	TOT					
4	CAINE Steve	6	106:46	17:47	36	6.0	12/22	54.5	11/20	55.0	1/2	50.0	11/15	73.3	5	7	12	10	1	11		13
5	THOMAS Sinclair	6	107:04	17:50	34	5.7	15/26	57.7	15/26	57.7			4/14	28.6	5	21	26	10	1	3	2	10
6	HAYES Kevin	4	50:16	12:34	12	3.0	6/13	46.2	6/13	46.2						2	2	1	1	1		4
7	BYWATER Terry	2	18:53	9:26	13	6.5	5/16	31.3	5/11	45.5	0/5	0.0	3/3	100.0	3	6	9	3		1	1	1
8	MUNN Simon	6	181:25	30:14	69	11.5	32/77	41.6	32/71	45.1	0/6	0.0	5/13	38.5	23	47	70	5	6	15	5	18
9	POLLOCK Jonathan	6	167:47	27:57	50	8.3	17/63	27.0	8/33	24.2	9/30	30.0	7/9	77.8	5	11	16	20		12		20
10	ADEPITAN Ade	6	74:52	12:28	35	5.8	12/23	52.2	8/18	44.4	4/5	80.0	7/13	53.8	6	3	9	9		7		11
11	JOHNSON Dan	6	164:32	27:25	52	8.7	21/52	40.4	21/52	40.4			10/14	71.4	13	8	21	17	6	16		16
12	BLAKE Andrew	6	132:35	22:05	16	2.7	7/19	36.8	7/18	38.9	0/1	0.0	2/5	40.0	3	34	37	4	2	4		10
13	HOWLEY Fred	2	17:59	8:59	6	3.0	3/5	60.0	3/3	100.0	0/2	0.0				3	3	2				2
14	PRICE Colin	6	150:02	25:00	55	9.2	26/52	50.0	26/52	50.0			3/12	25.0	5	14	19	24	2	15	1	20
15	BRAMLEY David	6	52:49	8:48	18	3.0	8/15	53.3	8/14	57.1	0/1	0.0	2/4	50.0	3	12	15			1	1	5
Team/Coach																						
TOTALS					396	66.0	164/383	42.8	150/331	45.3	14/52	26.9	54/102	52.9	71	168	239	105	19	86	10	130
OPPONENTS					318	53.0	128/340	37.6	122/300	40.7	6/40	15.0	56/106	52.8	46	139	185	70	31	94	5	112

AVERAGES PER GAME

	GBR	OPPONENTS
Points from Turnovers	88	77
Points in the Paint	190	168
Second Chance Points	52	32
Fast Break Points	39	38

	GBR	OPPONENTS
Total Field Goals Made	27.3	21.3
2 Points Field Goals Made	25.0	20.3
3 Points Field Goals Made	2.3	1.0
Free Throws Made	9.0	9.3
Offensive Rebounds	11.8	7.7
Deffensive Rebounds	28.0	23.2
Total Rebounds	39.8	30.8
Assists	17.5	11.7
Steals	3.2	5.2
Turnovers	14.3	15.7
Blocked Shots	1.7	0.8
Fouls	21.7	18.7
Points from Turnovers	14.7	12.8
Points in the Paint	31.7	28.0
Second Chance Points	8.7	5.3
Fast Break Points	6.5	6.3

Legend:

G : Games Played	MIN : Minutes Played	MPG : Minutes Played per Game	PTS : Points
PPG : Points per Game	M/A : Made/Attempts	% : Shooting Percentage	OR : Offensive Rebounds
DR : Defensive Rebounds	TOT : Total Rebounds	AS : Assists	ST : Steals
TO : Turnovers	BS : Blocked Shots	PF : Fouls	

PRNWB00000149.00073 00102515:03V010

MEN QUARTERFINALS MATCH RESULTS



WED 25 OCT 2000

SYDNEY SUPERDOME

Match No: 45

USA 35 vs 33 AUS

Start Time: 14:15

Attendance:

Referees: CAMPOS PERIS Sergio (ESP)
OTTO Jorg-ulich (GER)

GAUTHIER Sebastien (CAN)

FIRST HALF

Scoring by 5 min intervals: **USA**
AUS

15	18	26	35
3	13	21	33

United States of America (USA)

No.	Name	MIN	PTS	Field Goals		2 Points		3 Points		Free Throws		Rebounds			AS	ST	TO	BS	PF
				M/A	%	M/A	%	M/A	%	M/A	%	OR	DR	TOT					
* 4	BARBER Eric	16:10	2	1/1	100.0	1/1	100.0			0/1	0.0	1	1	2					1
5	JUETTE Melvin Sean	06:39		0/1	0.0	0/1	0.0			0/2	0.0								1
6	TEW Steve																		
7	GILL JR Chuck	06:48	1	0/2	0.0	0/2	0.0			1/2	50.0		3	3		1			1
8	HERNANDEZ William																		
* 9	WALLER William Henry	16:53		0/1	0.0	0/1	0.0			0/2	0.0		1	1	1		1		
10	SCHLAPPI Mike Palmer	00:09																	
* 11	SCHULTE Paul	16:58	11	4/7	57.1	4/7	57.1			3/8	37.5		1	1	5	2			2
12	KILEY David Paul	03:02	2	0/1	0.0	0/1	0.0			2/2	100.0								1
13	BELL Curtis	01:03								0/2	0.0								1
* 14	JOHNSON Larry	17:02	12	4/6	66.7	3/5	60.0	1/1	100.0	3/3	100.0	1	1	2	2	1	2		1
* 15	GLASBRENNER Jeffrey James	15:16	7	3/5	60.0	3/5	60.0			1/1	100.0		3	3		1	1		1
Team Coach																			
TOTALS			35	12/24	50.0	11/23	47.8	1/1	100.0	10/23	43.5	2	10	12	8	5	4		9
Coach	BYRNES Dan																		
Assistant Coach	BURNS Frank																		
	PHILLIPS Mo																		

Australia (AUS)

No.	Name	MIN	PTS	Field Goals		2 Points		3 Points		Free Throws		Rebounds			AS	ST	TO	BS	PF
				M/A	%	M/A	%	M/A	%	M/A	%	OR	DR	TOT					
4	PORTER Shane	09:45		0/2	0.0	0/2	0.0												2
* 5	SACHS Troy	16:28	12	5/14	35.7	4/12	33.3	1/2	50.0	1/2	50.0	2	3	5	1		3	1	3
6	GOULD David	09:21	8	4/5	80.0	4/5	80.0			0/2	0.0	3	1	4	1		1	1	2
* 7	BLYTHE Sandy	15:41		0/1	0.0	0/1	0.0						3	3	1		1		1
8	GROENEWEGEN Shaun																		
9	McFAWN Michael																		
* 10	MORRIS Nick	05:56																	2
* 11	HEWSON Gerry	20:00	2	1/1	100.0	1/1	100.0								4		2		1
12	QUINN Brook																		
13	ANDREWS Troy	04:19												1	1				
14	KING Adrian	04:19	2	1/1	100.0	1/1	100.0						1	1	1				1
* 15	NESS Brad	14:11	9	3/6	50.0	3/6	50.0			3/4	75.0	1	2	3	1	1		1	3
Team Coach																			
TOTALS			33	14/30	46.7	13/28	46.4	1/2	50.0	4/8	50.0	6	11	17	9	1	7	3	15
Coach	TURNER Bob																		
Assistant Coach	OLIVER Richard																		
	WALKER Michael																		

	USA	AUS
Points from Turnovers:	8	8
Biggest Lead:	12 (15-3)	3 (33-30)
Second Chance Points:		6
Lead Changes:	2	

	USA	AUS
Points in the Paint:	16	18
Biggest Scoring Run:	11-1 (11-1)	6-0 (13-18)
Fast Break Points:	10	6
Times Tied:	1	

Legend:

MIN : Minutes Played **M/A** : Made/Attempts **%** : Shooting Percentage **OR** : Offensive Rebounds
DR : Defensive Rebounds **TOT** : Total Rebounds **AS** : Assist **ST** : Steals
TO : Turnovers **BS** : Blocked Shots **PF** : Fouls **PTS** : Points
HF : Half of Time **OT** : Over Time * : Starting/Initial

PRNWB0000014A.00069 00102515:53V010

Match No: 45

USA 62 vs 54 AUS

Start Time: 14:15

Attendance: 16409

Referees: CAMPOS PERIS Sergio (ESP)
OTTO Jorg-ulich (GER)

GAUTHIER Sebastien (CAN)

Scoring by 5 min intervals:	USA AUS	1.HF				2.HF			
		15	18	26	35	43	51	56	62
		3	13	21	33	40	44	54	54

Time	Score	United States		Action	Australia		Time	Score	United States		Action	Australia	
		FIRST HALF			FIRST HALF				FIRST HALF				
20:00		4 - BARBER Eric		Player IN			14:38	15-5			2 Pt. in the paint	15 - NESS Brad	
20:00		9 - WALLER William Henry		Player IN			14:38				Assist	11 - HEWSON Gerry	
20:00		11 - SCHULTE Paul		Player IN			14:17		11 - SCHULTE Paul		2 Pt. Miss		
20:00		14 - JOHNSON Larry		Player IN			14:15		14 - JOHNSON Larry		Offens.Rebound		
20:00		15 - GLASBRENNER J.J.		Player IN			14:04				Foul	10 - MORRIS Nick (P2,T5)	
20:00				Player IN	5 - SACHS Troy		14:04				Player OUT	10 - MORRIS Nick	
20:00				Player IN	7 - BLYTHE Sandy		14:04				Player IN	4 - PORTER Shane	
20:00				Player IN	10 - MORRIS Nick		14:04		11 - SCHULTE Paul		Free Th. Miss		
20:00				Player IN	11 - HEWSON Gerry		14:04		11 - SCHULTE Paul		Free Th. Miss		
20:00				Player IN	15 - NESS Brad		13:46				2 Pt. Miss	5 - SACHS Troy	
19:49	2-0	15 - GLASBRENNER J.J.		2 Pt. in the paint			13:18	15-7			2 Pt. in the paint	5 - SACHS Troy	
19:49		14 - JOHNSON Larry		Assist			13:04				Foul	7 - BLYTHE Sandy (P1,T6)	
19:22				2 Pt. Miss	5 - SACHS Troy		13:04		11 - SCHULTE Paul		Free Th. Miss		
19:20		4 - BARBER Eric		Defens.Rebound			13:04	16-7	11 - SCHULTE Paul		Free Th. MADE		
19:13		United States		Fast Break			12:44				2 Pt. Miss	5 - SACHS Troy	
19:11	4-0	14 - JOHNSON Larry		2 Pt. in the paint			12:42		9 - WALLER William Henry		Defens.Rebound		
19:11		11 - SCHULTE Paul		Assist			12:37		United States		Fast Break		
18:41				2 Pt. Miss	5 - SACHS Troy		12:35	18-7	11 - SCHULTE Paul		2 Pt. in the paint		
18:39		11 - SCHULTE Paul		Defens.Rebound			12:35		9 - WALLER William Henry		Assist		
18:31	6-0	11 - SCHULTE Paul		2 Pt. MADE			12:25				Fast Break	Australia	
18:25				Turnover	11 - HEWSON Gerry		12:24	18-9			2 Pt. in the paint	5 - SACHS Troy	
18:16				Foul	15 - NESS Brad (P1,T1)		12:24				Assist	15 - NESS Brad	
18:16		9 - WALLER William Henry		Free Th. Miss			12:04		9 - WALLER William Henry		Turnover		
18:16		9 - WALLER William Henry		Free Th. Miss			12:00		14 - JOHNSON Larry (P1,T3)		Foul		
18:15				Defens.Rebound	7 - BLYTHE Sandy		11:56	18-11			2 Pt. in the paint	15 - NESS Brad	
18:11		4 - BARBER Eric (P1,T1)		Foul			11:56				Assist	11 - HEWSON Gerry	
17:57				2 Pt. Miss	5 - SACHS Troy		11:49				Foul	15 - NESS Brad (P2,T7)	
17:56				Offens.Rebound	15 - NESS Brad		11:49		4 - BARBER Eric		Player OUT		
17:56		11 - SCHULTE Paul (P1,T2)		Foul			11:49		5 - JUETTE Melvin Sean		Player IN		
17:56	6-1			Free Th. MADE	15 - NESS Brad		11:49		15 - GLASBRENNER J.J.		Player OUT		
17:56				Free Th. Miss	15 - NESS Brad		11:49		7 - GILL JR Chuck		Player IN		
17:52		15 - GLASBRENNER J.J.		Defens.Rebound			11:36		5 - JUETTE Melvin Sean		2 Pt. Miss		
17:34	8-1	11 - SCHULTE Paul		2 Pt. MADE			11:32				Defens.Rebound	5 - SACHS Troy	
17:13		15 - GLASBRENNER J.J.		Steal			11:20				2 Pt. Miss	15 - NESS Brad	
17:12				Turnover	7 - BLYTHE Sandy		11:18				Defens.Rebound		
17:08		United States		Fast Break			11:05		7 - GILL JR Chuck		2 Pt. Miss		
17:08	10-1	14 - JOHNSON Larry		2 Pt. in the paint			11:03		7 - GILL JR Chuck		Defens.Rebound	15 - NESS Brad	
17:08		11 - SCHULTE Paul		Assist			10:54				2 Pt. Miss	7 - BLYTHE Sandy	
17:08				Foul	5 - SACHS Troy (P1,T2)		10:53				Defens.Rebound		
17:08	11-1	14 - JOHNSON Larry		Free Th. MADE			10:34		7 - GILL JR Chuck		Turnover		
16:49	11-3			2 Pt. MADE	11 - HEWSON Gerry		10:34		14 - JOHNSON Larry		Fast Break	Australia	
16:24		9 - WALLER William Henry		2 Pt. Miss			10:26	18-13			2 Pt. in the paint	5 - SACHS Troy	
16:24				Block Shot	15 - NESS Brad		10:26				Assist	11 - HEWSON Gerry	
16:16	13-3	15 - GLASBRENNER J.J.		2 Pt. in the paint			10:13				Foul	4 - PORTER Shane (P1,T8)	
16:16		11 - SCHULTE Paul		Assist			10:13		United States		Time Out		
15:43		11 - SCHULTE Paul		Steal			10:13		5 - JUETTE Melvin Sean		Free Th. Miss		
15:43				Turnover	5 - SACHS Troy		10:13		5 - JUETTE Melvin Sean		Free Th. Miss		
15:43				Foul	5 - SACHS Troy (P2,T3)		10:11				Defens.Rebound	15 - NESS Brad	
15:43				Time Out	Australia		9:51				2 Pt. Miss	5 - SACHS Troy	
15:28				Foul	10 - MORRIS Nick (P1,T4)		9:47				Offens.Rebound	5 - SACHS Troy	
15:28	14-3	14 - JOHNSON Larry		Free Th. MADE			9:30		7 - GILL JR Chuck		Steal		
15:28	15-3	14 - JOHNSON Larry		Free Th. MADE			9:29				Turnover	5 - SACHS Troy	
15:06		14 - JOHNSON Larry		Steal			9:26		United States		Fast Break		
15:04				Turnover	5 - SACHS Troy		9:24	20-13	11 - SCHULTE Paul		2 Pt. in the paint		
14:49				Steal	15 - NESS Brad		9:21				Player OUT	15 - NESS Brad	
14:48		15 - GLASBRENNER J.J.		Turnover			9:21				Player IN	6 - GOULD David	
14:39				Fast Break	Australia		9:21				Player OUT	7 - BLYTHE Sandy	

Wheelchair Basketball

Time	Score	United States	Action	Australia	Time	Score	United States	Action	Australia
FIRST HALF					FIRST HALF				
9:21			Player OUT	4 - PORTER Shane	2:58			Foul	6 - GOULD David (P1,T11)
9:21			Player IN	13 - ANDREWS Troy	2:58	29-27	12 - KILEY David Paul	Free Th. MADE	
9:21			Player IN	14 - KING Adrian	2:58	30-27	12 - KILEY David Paul	Free Th. MADE	
9:06			Turnover	11 - HEWSON Gerry	2:58		United States (T7)	Technical Foul	
8:57	7 - GILL JR Chuck		2 Pt. Miss		2:58		United States	Time Out	
8:57			Block Shot	6 - GOULD David	2:58		15 - GLASBRENNER J.J.	Player OUT	
8:37	11 - SCHULTE Paul		2 Pt. Miss		2:58		13 - BELL Curtis	Player IN	
8:35			Defens.Rebound	13 - ANDREWS Troy	2:58		10 - SCHLAPPI Mike Palmer	Player OUT	
8:09			2 Pt. Miss	5 - SACHS Troy	2:58		4 - BARBER Eric	Player IN	
8:08			Offens.Rebound	5 - SACHS Troy	2:58		14 - JOHNSON Larry	Player OUT	
8:08	5 - JUETTE Melvin Sean (P1,T4)		Foul		2:58		5 - JUETTE Melvin Sean	Player IN	
8:08	5 - JUETTE Melvin Sean		Player OUT		2:58	30-28		Free Th. MADE	15 - NESS Brad
8:08	4 - BARBER Eric		Player IN		2:58	30-29		Free Th. MADE	15 - NESS Brad
8:08	7 - GILL JR Chuck		Player OUT		2:38	30-31		2 Pt. MADE	6 - GOULD David
8:08	15 - GLASBRENNER J.J.		Player IN		2:20		12 - KILEY David Paul	2 Pt. Miss	
8:08			Free Th. Miss	5 - SACHS Troy	2:17			Defens.Rebound	7 - BLYTHE Sandy
8:08	20-14		Free Th. MADE	5 - SACHS Troy	2:09			2 Pt. Miss	15 - NESS Brad
7:58			Foul	14 - KING Adrian (P1,T9)	2:07		7 - GILL JR Chuck	Defens.Rebound	
7:58			Free Th. Miss		2:00			Foul	15 - NESS Brad (P3,T12)
7:58	21-14		Free Th. MADE		2:00		12 - KILEY David Paul	Player OUT	
7:37	21-16		2 Pt. in the paint	14 - KING Adrian	2:00		11 - SCHULTE Paul	Player IN	
7:37			Assist	5 - SACHS Troy	2:00		13 - BELL Curtis	Free Th. Miss	
7:23	23-16		2 Pt. MADE		2:00		13 - BELL Curtis	Free Th. Miss	
7:23			Assist		1:58			Defens.Rebound	7 - BLYTHE Sandy
6:54	23-19		3 Pt. MADE	5 - SACHS Troy	1:55		13 - BELL Curtis (P1,T8)	Foul	
6:54			Assist	14 - KING Adrian	1:55		13 - BELL Curtis	Player OUT	
6:36	26-19		3 Pt. MADE		1:55		15 - GLASBRENNER J.J.	Player IN	
6:09	26-21		2 Pt. MADE	5 - SACHS Troy	1:55			Time Out	Australia
6:09			Assist	6 - GOULD David	1:41		7 - GILL JR Chuck (P1,T9)	Foul	
5:41			2 Pt. Miss		1:41			Free Th. Miss	6 - GOULD David
5:38			Defens.Rebound	5 - SACHS Troy	1:41			Free Th. Miss	6 - GOULD David
5:29			2 Pt. Miss	5 - SACHS Troy	1:40			Offens.Rebound	6 - GOULD David
5:27			Defens.Rebound		1:19	30-33		2 Pt. in the paint	15 - NESS Brad
5:19	15 - GLASBRENNER J.J.		2 Pt. Miss		1:19			Assist	7 - BLYTHE Sandy
5:19	15 - GLASBRENNER J.J.		Block Shot	5 - SACHS Troy	1:06			Foul	11 - HEWSON Gerry (P1,T13)
5:09			2 Pt. Miss		1:06		11 - SCHULTE Paul	Free Th. Miss	
5:06			Defens.Rebound	14 - KING Adrian	1:06	31-33	11 - SCHULTE Paul	Free Th. MADE	
5:02	11 - SCHULTE Paul (P2,T5)		Foul		1:04		11 - SCHULTE Paul	Steal	
5:02	11 - SCHULTE Paul		Player OUT		1:02			Turnover	6 - GOULD David
5:02	12 - KILEY David Paul		Player IN		0:59	33-33	15 - GLASBRENNER J.J.	2 Pt. in the paint	
5:02			Player OUT	14 - KING Adrian	0:59		11 - SCHULTE Paul	Assist	
5:02			Player IN	7 - BLYTHE Sandy	0:59			Foul	6 - GOULD David (P2,T14)
5:02			Player OUT	13 - ANDREWS Troy	0:59	34-33	15 - GLASBRENNER J.J.	Free Th. MADE	
5:02			Player IN	4 - PORTER Shane	0:28			2 Pt. Miss	15 - NESS Brad
4:50	26-23		2 Pt. MADE	6 - GOULD David	0:26		15 - GLASBRENNER J.J.	Defens.Rebound	
4:30			2 Pt. Miss		0:18			Foul	4 - PORTER Shane (P2,T15)
4:17			2 Pt. Miss	4 - PORTER Shane	0:18	35-33	7 - GILL JR Chuck	Free Th. MADE	
4:15			Offens.Rebound	6 - GOULD David	0:18		7 - GILL JR Chuck	Free Th. Miss	
4:15	26-25		Tap MADE	6 - GOULD David	0:16			Defens.Rebound	6 - GOULD David
3:56			2 Pt. Miss		0:00			2 Pt. Miss	4 - PORTER Shane
3:54	15 - GLASBRENNER J.J.		Defens.Rebound	5 - SACHS Troy	0:00			Offens.Rebound	6 - GOULD David
3:40			3 Pt. Miss	5 - SACHS Troy	0:00			2 Pt. Miss	6 - GOULD David
3:38			Defens.Rebound		SECOND HALF				
3:32		United States	Fast Break		20:00			Player IN	5 - SACHS Troy
3:32	28-25		2 Pt. in the paint		20:00			Player IN	7 - BLYTHE Sandy
3:32			Assist		20:00			Player IN	10 - MORRIS Nick
3:32			Foul	5 - SACHS Troy (P3,T10)	20:00			Player IN	11 - HEWSON Gerry
3:32			Player OUT	5 - SACHS Troy	20:00			Player IN	15 - NESS Brad
3:32			Player IN	15 - NESS Brad	20:00		4 - BARBER Eric	Player IN	
3:32			Free Th. Miss		20:00		9 - WALLER William Henry	Player IN	
3:31	4 - BARBER Eric		Offens.Rebound		20:00		11 - SCHULTE Paul	Player IN	
3:19	14 - JOHNSON Larry		Turnover		20:00		14 - JOHNSON Larry	Player IN	
3:07	12 - KILEY David Paul (P1,T6)		Foul		20:00		15 - GLASBRENNER J.J.	Player IN	
3:07			Player OUT		19:40			2 Pt. Miss	5 - SACHS Troy
3:07	4 - BARBER Eric		Player OUT		19:38		15 - GLASBRENNER J.J.	Defens.Rebound	
3:07	9 - WALLER William Henry		Player IN		19:32		United States	Fast Break	
3:07	7 - GILL JR Chuck		Player IN		19:31	37-33	11 - SCHULTE Paul	2 Pt. in the paint	
3:07	10 - SCHLAPPI Mike Palmer		Player IN		19:31		15 - GLASBRENNER J.J.	Assist	
3:04	28-27		2 Pt. in the paint	6 - GOULD David	19:11	37-35		2 Pt. in the paint	11 - HEWSON Gerry
3:04			Assist	11 - HEWSON Gerry					

Wheelchair Basketball

Wheelchair Basketball

Wheelchair Basketball

Wheelchair Basketball

MEN QUARTERFINALS PLAY BY PLAY



WED 25 OCT 2000

SYDNEY SUPERDOME

Time	Score	United States	Action	Australia	Time	Score	United States	Action	Australia
SECOND HALF					SECOND HALF				
18:37	39-35	14 - JOHNSON Larry	2 Pt. in the paint		10:04		4 - BARBER Eric (P2,T3)	Foul	
18:37		11 - SCHULTE Paul	Assist		10:04			Player OUT	15 - NESS Brad
18:25			Fast Break	Australia	10:04			Player IN	5 - SACHS Troy
18:23	39-37		2 Pt. in the paint	7 - BLYTHE Sandy	10:04		12 - KILEY David Paul	Player OUT	
18:03	41-37	15 - GLASBRENNER J.J.	Assist	15 - NESS Brad	10:04		9 - WALLER William Henry	Player IN	
18:03		9 - WALLER William Henry	2 Pt. in the paint		9:48	51-46		2 Pt. in the paint	6 - GOULD David
17:42			Assist		9:48			Assist	5 - SACHS Troy
17:39		15 - GLASBRENNER J.J.	2 Pt. Miss	11 - HEWSON Gerry	9:19			Foul	6 - GOULD David (P3,T5)
17:22		9 - WALLER William Henry	Defens.Rebound		9:07	53-46	4 - BARBER Eric	2 Pt. MADE	
17:19			2 Pt. Miss		8:54		14 - JOHNSON Larry (P2,T4)	Foul	
17:00	41-39		Defens.Rebound	7 - BLYTHE Sandy	8:36	53-48		2 Pt. in the paint	5 - SACHS Troy
17:00			2 Pt. in the paint	7 - BLYTHE Sandy	8:36			Assist	6 - GOULD David
16:27		4 - BARBER Eric	Assist	11 - HEWSON Gerry	8:11		11 - SCHULTE Paul	2 Pt. Miss	
16:16			Turnover		8:09			Defens.Rebound	7 - BLYTHE Sandy
16:12		9 - WALLER William Henry	2 Pt. Miss	7 - BLYTHE Sandy	7:46	53-50		2 Pt. in the paint	7 - BLYTHE Sandy
16:01			Defens.Rebound	7 - BLYTHE Sandy (P2,T1)	7:46			Assist	6 - GOULD David
15:52		15 - GLASBRENNER J.J.	Foul		7:46		4 - BARBER Eric (P3,T5)	Foul	
15:51		15 - GLASBRENNER J.J.	2 Pt. Miss		7:42		14 - JOHNSON Larry	Free Th. Miss	7 - BLYTHE Sandy
15:51	43-39	15 - GLASBRENNER J.J.	Offens.Rebound		7:33		14 - JOHNSON Larry	Defens.Rebound	
15:25		11 - SCHULTE Paul (P3,T1)	Tap MADE		7:31			3 Pt. Miss	
15:25			Foul		7:12	53-52		Defens.Rebound	5 - SACHS Troy
15:25	43-40		Free Th. Miss	15 - NESS Brad	7:12			2 Pt. MADE	6 - GOULD David
15:09			Free Th. MADE	15 - NESS Brad	6:47		11 - SCHULTE Paul	Assist	5 - SACHS Troy
14:56	45-40	15 - GLASBRENNER J.J.	Foul	11 - HEWSON Gerry (P2,T2)	6:44			2 Pt. Miss	
14:56		11 - SCHULTE Paul	2 Pt. MADE		6:24	53-54		Defens.Rebound	6 - GOULD David
14:26		15 - GLASBRENNER J.J.	Assist		6:24			2 Pt. MADE	5 - SACHS Troy
14:25			Steal		6:02	55-54	4 - BARBER Eric	Assist	7 - BLYTHE Sandy
14:17	47-40	15 - GLASBRENNER J.J.	Turnover	11 - HEWSON Gerry	6:02		14 - JOHNSON Larry	2 Pt. MADE	
14:17		11 - SCHULTE Paul	2 Pt. MADE		5:43			Assist	
14:17			Assist		5:41		14 - JOHNSON Larry	2 Pt. Miss	4 - PORTER Shane
14:17			Foul	7 - BLYTHE Sandy (P3,T3)	5:22			Defens.Rebound	
14:17			Time Out	Australia	5:22			Foul	5 - SACHS Troy (P4,T6)
14:17			Player OUT	10 - MORRIS Nick	5:22	56-54	9 - WALLER William Henry	Free Th. Miss	
14:17			Player IN	4 - PORTER Shane	5:01		9 - WALLER William Henry	Free Th. MADE	
14:14		15 - GLASBRENNER J.J.	Free Th. Miss		4:59			2 Pt. Miss	5 - SACHS Troy
14:13		9 - WALLER William Henry	Offens.Rebound		4:31	58-54	15 - GLASBRENNER J.J.	Defens.Rebound	
14:11		9 - WALLER William Henry	2 Pt. Miss		4:31		9 - WALLER William Henry	2 Pt. MADE	
14:02			Defens.Rebound	15 - NESS Brad	4:04			Assist	
14:02		9 - WALLER William Henry (P1,T2)	Foul		4:01		11 - SCHULTE Paul	2 Pt. Miss	11 - HEWSON Gerry
14:02	47-41		Free Th. MADE	5 - SACHS Troy	4:00		14 - JOHNSON Larry	Block Shot	
14:02	47-42		Free Th. MADE	5 - SACHS Troy	3:50	60-54	11 - SCHULTE Paul	Defens.Rebound	
13:39	49-42	14 - JOHNSON Larry	2 Pt. in the paint		3:50			2 Pt. in the paint	
13:39		11 - SCHULTE Paul	Assist		3:50			Time Out	Australia
13:25			Turnover	5 - SACHS Troy	3:50			Player OUT	4 - PORTER Shane
13:25			Player OUT	15 - NESS Brad	3:50			Player OUT	6 - GOULD David
13:25			Player IN	6 - GOULD David	3:50			Player IN	10 - MORRIS Nick
13:10		14 - JOHNSON Larry	2 Pt. Miss		3:50			Player IN	15 - NESS Brad
13:08			Defens.Rebound	5 - SACHS Troy	3:34		14 - JOHNSON Larry	Steal	
12:43			2 Pt. Miss	6 - GOULD David	3:33			Turnover	5 - SACHS Troy
12:42		15 - GLASBRENNER J.J.	Defens.Rebound		3:24		9 - WALLER William Henry	2 Pt. Miss	
12:27		14 - JOHNSON Larry	2 Pt. Miss		3:22			Defens.Rebound	5 - SACHS Troy
12:24			Defens.Rebound	4 - PORTER Shane	3:12			Turnover	5 - SACHS Troy
12:16			Turnover	6 - GOULD David	3:00		9 - WALLER William Henry	2 Pt. Miss	
11:52			Foul	11 - HEWSON Gerry (P3,T4)	2:58			Defens.Rebound	5 - SACHS Troy
11:52			Player OUT	5 - SACHS Troy	2:45			2 Pt. Miss	5 - SACHS Troy
11:52			Player IN	15 - NESS Brad	2:40		14 - JOHNSON Larry	Defens.Rebound	
11:42		11 - SCHULTE Paul	Turnover		2:29		14 - JOHNSON Larry	2 Pt. Miss	
11:18			2 Pt. Miss	6 - GOULD David	2:27			Defens.Rebound	15 - NESS Brad
11:16		15 - GLASBRENNER J.J.	Defens.Rebound		2:14			Turnover	5 - SACHS Troy
11:01		4 - BARBER Eric	2 Pt. Miss		2:14			Time Out	Australia
10:54		14 - JOHNSON Larry	Offens.Rebound		2:14			Player OUT	11 - HEWSON Gerry
10:48	51-42	14 - JOHNSON Larry	2 Pt. MADE		2:14			Player OUT	15 - NESS Brad
10:48		4 - BARBER Eric	Assist		2:14			Player IN	8 - GROENEWEGEN Shaun
10:48		9 - WALLER William Henry	Player OUT		2:14			Player IN	14 - KING Adrian
10:48		12 - KILEY David Paul	Player IN		2:04		11 - SCHULTE Paul	Turnover	
10:30	51-44		2 Pt. in the paint	11 - HEWSON Gerry	1:53			Offensive Foul	14 - KING Adrian (P2,T7)
10:30			Assist	15 - NESS Brad	1:53			Turnover	14 - KING Adrian
10:06		14 - JOHNSON Larry	2 Pt. Miss		1:37			Steal	5 - SACHS Troy
10:04			Defens.Rebound	6 - GOULD David	1:35		11 - SCHULTE Paul	Turnover	

Wheelchair Basketball

Wheelchair Basketball

Wheelchair Basketball

Wheelchair Basketball

MEN QUARTERFINALS PLAY BY PLAY



WED 25 OCT 2000

SYDNEY SUPERDOME

Time	Score	United States	Action	Australia	Time	Score	United States	Action	Australia
SECOND HALF					SECOND HALF				
1:21			2 Pt. Miss	10 - MORRIS Nick	0:22		9 - WALLER William Henry	Player OUT	
1:20			Offens.Rebound	10 - MORRIS Nick	0:22		12 - KILEY David Paul	Player IN	
1:20		14 - JOHNSON Larry (P3,T6)	Foul		0:22		11 - SCHULTE Paul	Free Th. Miss	
1:20			Free Th. Miss	10 - MORRIS Nick	0:22		11 - SCHULTE Paul	Free Th. Miss	
1:20			Free Th. Miss	10 - MORRIS Nick	0:20			Defens.Rebound	5 - SACHS Troy
1:18		9 - WALLER William Henry	Defens.Rebound		0:12			2 Pt. Miss	7 - BLYTHE Sandy
0:52		9 - WALLER William Henry	2 Pt. Miss		0:11		11 - SCHULTE Paul	Defens.Rebound	
0:50			Defens.Rebound	7 - BLYTHE Sandy	0:11			Foul	14 - KING Adrian (P3,T9)
0:30			3 Pt. Miss	5 - SACHS Troy	0:11	61-54	11 - SCHULTE Paul	Free Th. MADE	
0:28		11 - SCHULTE Paul	Defens.Rebound		0:11	62-54	11 - SCHULTE Paul	Free Th. MADE	
0:22			Foul	10 - MORRIS Nick (P3,T8)	0:02			Turnover	8 - GROENEWEGEN Shaun
0:22		United States	Time Out		0:00			END of PERIOD	

Wheelchair Basketball

Wheelchair Basketball

Wheelchair Basketball

Wheelchair Basketball

PRNWB0000014B.00073 00102515:52V020

Match No: 45

USA 62 vs 54 AUS

Start Time: 14:15
Attendance: 16409

Referees: CAMPOS PERIS Sergio (ESP)
OTTO Jorg-ulich (GER)

GAUTHIER Sebastien (CAN)

Scoring by 5 min intervals:	USA	1.HF				2.HF				
		AUS	15	18	26	35	43	51	56	62
		3	13	21	33	40	44	54	54	

United States of America (USA)

No.	Name	MIN	PTS	Field Goals		2 Points		3 Points		Free Throws		Rebounds			AS	ST	TO	BS	PF	
				M/A	%	M/A	%	M/A	%	M/A	%	OR	DR	TOT						
* 4	BARBER Eric	36:10	6	3/4	75.0	3/4	75.0			0/1	0.0	1	1	2	1		1		3	
5	JUETTE Melvin Sean	06:39		0/1	0.0	0/1	0.0			0/2	0.0								1	
6	TEW Steve																			
7	GILL JR Chuck	06:48	1	0/2	0.0	0/2	0.0			1/2	50.0			3	3		1		1	
8	HERNANDEZ William																			
* 9	WALLER William Henry	35:47	1	0/6	0.0	0/6	0.0			1/4	25.0	1	4	5	3		1		1	
10	SCHLAPPI Mike Palmer	00:09																		
* 11	SCHULTE Paul	36:58	17	6/11	54.5	6/11	54.5			5/12	41.7			3	3	9	2	3	1	3
12	KILEY David Paul	04:08	2	0/1	0.0	0/1	0.0			2/2	100.0									1
13	BELL Curtis	01:03								0/2	0.0									1
* 14	JOHNSON Larry	37:02	18	7/14	50.0	6/12	50.0	1/2	50.0	3/3	100.0	2	5	7	3	2	2		3	
* 15	GLASBRENNER Jeffrey James	35:16	17	8/11	72.7	8/11	72.7			1/2	50.0	1	7	8	1	2	1			1
Team Coach																				
TOTALS			62	24/50	48.0	23/48	47.9	1/2	50.0	13/30	43.3	5	23	28	17	7	8	1	15	
Coach		BYRNES Dan																		
Assistant Coach		BURNS Frank																		
		PHILLIPS Mo																		

Australia (AUS)

No.	Name	MIN	PTS	Field Goals		2 Points		3 Points		Free Throws		Rebounds			AS	ST	TO	BS	PF	
				M/A	%	M/A	%	M/A	%	M/A	%	OR	DR	TOT						
4	PORTER Shane	20:12		0/3	0.0	0/3	0.0					1	1						2	
* 5	SACHS Troy	34:40	18	7/20	35.0	6/17	35.3	1/3	33.3	3/4	75.0	2	8	10	3	1	7	1	4	
6	GOULD David	18:56	12	6/9	66.7	6/9	66.7			0/2	0.0	3	3	6	3		2	1	3	
* 7	BLYTHE Sandy	35:41	6	3/6	50.0	3/6	50.0			0/1	0.0			6	6	2		1	3	
8	GROENEWEGEN Shaun	02:14															1			
9	McFAWN Michael																			
* 10	MORRIS Nick	15:29		0/1	0.0	0/1	0.0			0/2	0.0	1		1					3	
* 11	HEWSON Gerry	37:46	6	3/5	60.0	3/5	60.0								5		3		3	
12	QUINN Brook																			
13	ANDREWS Troy	04:19												1	1					
14	KING Adrian	06:33	2	1/1	100.0	1/1	100.0					1	1	1	1		1		3	
* 15	NESS Brad	24:10	10	3/6	50.0	3/6	50.0			4/6	66.7	1	4	5	3	1		1	3	
Team Coach																				
TOTALS			54	23/51	45.1	22/48	45.8	1/3	33.3	7/15	46.7	7	24	31	17	2	15	3	24	
Coach		TURNER Bob																		
Assistant Coach		OLIVER Richard																		
		WALKER Michael																		

	USA	AUS		USA	AUS
Points from Turnovers:	10	8	Points in the Paint:	28	32
Biggest Lead:	12 (15-3)	3 (33-30)	Biggest Scoring Run:	11-1 (11-1)	12-2 (54-53)
Second Chance Points:	4	6	Fast Break Points:	12	8
Lead Changes:	4		Times Tied:	1	

Legend:
MIN : Minutes Played **M/A** : Made/Attempts **%** : Shooting Percentage **OR** : Offensive Rebounds
DR : Defensive Rebounds **TOT** : Total Rebounds **AS** : Assist **ST** : Steals
TO : Turnovers **BS** : Blocked Shots **PF** : Fouls **PTS** : Points
HF : Half of Time **OT** : Over Time * : Starting/Initial

PRNWB0000014C.00076B 00102515:53V030

Preliminary Group A								MATCHES			POINTS		Class.
Rank		CAN	USA	GBR	GER	MEX	RSA	PLAY	WON	LOST	FOR	AGST	Points
1	CAN		58-45	55-50	68-43	61-33	85-25	5	5	0	327	196	10
2	USA	45-58		74-65	58-46	60-44	97-25	5	4	1	334	238	9
3	GBR	50-55	65-74		61-43	70-58	83-32	5	3	2	329	262	8
4	GER	43-68	46-58	43-61		69-56	113-27	5	2	3	314	270	7
5	MEX	33-61	44-60	58-70	56-69		83-34	5	1	4	274	294	6
6	RSA	25-85	25-97	32-83	27-113	34-83		5	0	5	143	461	5

Preliminary Group B								MATCHES			POINTS		Class.
Rank		NED	FRA	AUS	SWE	JPN	KOR	PLAY	WON	LOST	FOR	AGST	Points
1	NED		76-51	48-47	62-45	62-52	83-48	5	5	0	331	243	10
2	FRA	51-76		63-54	51-50	67-44	65-48	5	4	1	297	272	9
3	AUS	47-48	54-63		69-54	64-36	77-33	5	3	2	311	234	8
4	SWE	45-62	50-51	54-69		60-43	57-55	5	2	3	266	280	7
5	JPN	52-62	44-67	36-64	43-60		64-43	5	1	4	239	296	6
6	KOR	48-83	48-65	33-77	55-57	43-64		5	0	5	227	346	5

Classification

Phase	Teams	Result
Quarterfinals 1 - 8	USA vs AUS	62-54
Quarterfinals 1 - 8	NED vs GER	25-Oct
Quarterfinals 1 - 8	FRA vs GBR	56-67
Quarterfinals 1 - 8	CAN vs SWE	73-39
Semifinals 9 - 12	MEX vs KOR	26-Oct
Semifinals 9 - 12	JPN vs RSA	26-Oct
Semifinals 1 - 4	USA	26-Oct
Semifinals 1 - 4	CAN vs GBR	26-Oct
Final 1 - 2		28-Oct
Final 3 - 4		28-Oct
Semifinals 5 - 8	AUS	27-Oct
Semifinals 5 - 8	SWE vs FRA	27-Oct
Final 5 - 6		28-Oct
Final 7 - 8		28-Oct
Final 9 - 10		28-Oct
Final 11- 12		28-Oct

Final Standings

Medal Rank Team

PRNWB0000014D.00084A 00102515:54V040

United States of America (USA)

After 6 Matches

No.	Name	G	MIN	MPG	PTS	PPG	Field Goals		2 Points		3 Points		Free Throws		Rebounds			AS	ST	TO	BS	PF	
							M/A	%	M/A	%	M/A	%	M/A	%	OR	DR	TOT						
4	BARBER Eric	5	92:16	18:27	16	3.2	8/15	53.3	8/15	53.3			0/1	0.0	5	1	6	2		7		3	
5	JUETTE Melvin Sean	6	148:10	24:41	11	1.8	5/26	19.2	5/26	19.2			1/4	25.0	7	6	13	20	4	2		9	
6	TEW Steve	1	21:40	21:40	8	8.0	4/12	33.3	4/12	33.3			0/1	0.0	3	3	6	4		3	1		
7	GILL JR Chuck	5	85:33	17:06	37	7.4	17/28	60.7	17/28	60.7			3/7	42.9	2	18	20	7	3	6		5	
8	HERNANDEZ William	3	10:46	3:35	2	0.7	1/4	25.0	1/4	25.0										4			
9	WALLER William Henry	6	177:25	29:34	38	6.3	15/39	38.5	15/38	39.5	0/1	0.0	8/17	47.1	10	29	39	7	4	9	2	13	
10	SCHLAPPI Mike Palmer	6	109:10	18:11	20	3.3	7/20	35.0	7/20	35.0			6/11	54.5		12	12	10	5	4		3	
11	SCHULTE Paul	6	200:27	33:24	90	15.0	34/66	51.5	32/61	52.5	2/5	40.0	20/40	50.0	3	19	22	36	7	16	2	13	
12	KILEY David Paul	6	57:02	9:30	18	3.0	6/18	33.3	5/17	29.4	1/1	100.0	5/6	83.3	4	10	14	3	1	6		6	
13	BELL Curtis	4	25:01	6:15	6	1.5	2/9	22.2	2/9	22.2			2/4	50.0	3	3	6	2	2	3		3	
14	JOHNSON Larry	6	152:34	25:25	63	10.5	27/53	50.9	26/51	51.0	1/2	50.0	8/12	66.7	7	21	28	10	7	10		14	
15	GLASBRENNER Jeffrey James	6	144:56	24:09	87	14.5	39/53	73.6	39/53	73.6			9/36	25.0	10	40	50	2	8	11		5	
Team/Coach																							1
TOTALS					396	66.0	165/343	48.1	161/334	48.2	4/9	44.4	62/139	44.6	54	162	216	103	41	81	5	75	
OPPONENTS					292	48.7	129/341	37.8	121/309	39.2	8/32	25.0	26/55	47.3	47	136	183	77	20	107	10	134	

AVERAGES PER GAME

	USA	OPPONENTS
Points from Turnovers	103	67
Points in the Paint	236	158
Second Chance Points	52	28
Fast Break Points	63	20

	USA	OPPONENTS
Total Field Goals Made	27.5	21.5
2 Points Field Goals Made	26.8	20.2
3 Points Field Goals Made	0.7	1.3
Free Throws Made	10.3	4.3
Offensive Rebounds	9.0	7.8
Deffensive Rebounds	27.0	22.7
Total Rebounds	36.0	30.5
Assists	17.2	12.8
Steals	6.8	3.3
Turnovers	13.5	17.8
Blocked Shots	0.8	1.7
Fouls	12.5	22.3
Points from Turnovers	17.2	11.2
Points in the Paint	39.3	26.3
Second Chance Points	8.7	4.7
Fast Break Points	10.5	3.3

Legend:

G : Games Played **MIN** : Minutes Played **MPG** : Minutes Played per Game **PTS** : Points
PPG : Points per Game **M/A** : Made/Attempts **%** : Shooting Percentage **OR** : Offensive Rebounds
DR : Defensive Rebounds **TOT** : Total Rebounds **AS** : Assists **ST** : Steals
TO : Turnovers **BS** : Blocked Shots **PF** : Fouls

PRNWB0000014E.00084A 00102515:55V040

Australia (AUS)

After 6 Matches

No.	Name	G	MIN	MPG	PTS	PPG	Field Goals		2 Points		3 Points		Free Throws		Rebounds			AS	ST	TO	BS	PF
							M/A	%	M/A	%	M/A	%	M/A	%	OR	DR	TOT					
4	PORTER Shane	6	88:36	14:46	4	0.7	1/8	12.5	1/8	12.5			2/5	40.0	2	6	8		1	5	1	9
5	SACHS Troy	6	189:57	31:39	129	21.5	43/95	45.3	41/87	47.1	2/8	25.0	41/60	68.3	17	53	70	25	10	32	3	22
6	GOULD David	5	87:08	17:25	43	8.6	19/43	44.2	19/41	46.3	0/2	0.0	5/15	33.3	9	15	24	9	5	10	1	16
7	BLYTHE Sandy	6	196:25	32:44	45	7.5	18/42	42.9	18/42	42.9			9/17	52.9	11	25	36	17	5	14		15
8	GROENEWEGEN Shaun	6	40:03	6:40	21	3.5	6/17	35.3	5/9	55.6	1/8	12.5	8/10	80.0	4	9	13	3		3		9
9	McFAWN Michael	3	18:29	6:09	6	2.0	3/11	27.3	3/11	27.3					2	3	5	1		3		4
10	MORRIS Nick	6	128:30	21:25	4	0.7	1/7	14.3	1/7	14.3			2/9	22.2	5	4	9	4		6		19
11	HEWSON Gerry	6	174:50	29:08	24	4.0	12/22	54.5	12/22	54.5					2	2	4	17	1	9	1	14
12	QUINN Brook	3	16:51	5:37	7	2.3	3/7	42.9	3/7	42.9			1/6	16.7		6	6	2		1		3
13	ANDREWS Troy	5	53:48	10:45	2	0.4	1/3	33.3	1/3	33.3					1	3	4					5
14	KING Adrian	5	57:16	11:27	8	1.6	4/8	50.0	4/8	50.0			0/6	0.0		4	4	2	1	2		7
15	NESS Brad	6	148:07	24:41	72	12.0	32/67	47.8	32/67	47.8			8/21	38.1	18	58	76	8	5	13	3	16
Team/Coach																						
TOTALS					365	60.8	143/330	43.3	140/312	44.9	3/18	16.7	76/149	51.0	71	188	259	88	28	98	9	139
OPPONENTS					296	49.3	114/332	34.3	107/291	36.8	7/41	17.1	61/148	41.2	50	125	175	62	27	75	5	139

AVERAGES PER GAME

	AUS	OPPONENTS
Points from Turnovers	69	73
Points in the Paint	226	148
Second Chance Points	64	33
Fast Break Points	56	28

	AUS	OPPONENTS
Total Field Goals Made	23.8	19.0
2 Points Field Goals Made	23.3	17.8
3 Points Field Goals Made	0.5	1.2
Free Throws Made	12.7	10.2
Offensive Rebounds	11.8	8.3
Deffensive Rebounds	31.3	20.8
Total Rebounds	43.2	29.2
Assists	14.7	10.3
Steals	4.7	4.5
Turnovers	16.3	12.5
Blocked Shots	1.5	0.8
Fouls	23.2	23.2
Points from Turnovers	11.5	12.2
Points in the Paint	37.7	24.7
Second Chance Points	10.7	5.5
Fast Break Points	9.3	4.7

Legend:

G	: Games Played	MIN	: Minutes Played	MPG	: Minutes Played per Game	PTS	: Points
PPG	: Points per Game	M/A	: Made/Attempts	%	: Shooting Percentage	OR	: Offensive Rebounds
DR	: Defensive Rebounds	TOT	: Total Rebounds	AS	: Assists	ST	: Steals
TO	: Turnovers	BS	: Blocked Shots	PF	: Fouls		

PRNWB0000014F.00073 00102516:59V010

Match No: 46

NED 34 vs 26 GER

Start Time: 16:15

Attendance:

Referees: ENGLISH Robert (GBR)
ESHENKO Vladimer (CAN)

CALIGIURI Gabriele (AUS)

FIRST HALF

Scoring by 5 min intervals: **NED**
GER

11	23	26	34
4	14	20	26

Netherlands (NED)

No.	Name	MIN	PTS	Field Goals		2 Points		3 Points		Free Throws		Rebounds			AS	ST	TO	BS	PF
				M/A	%	M/A	%	M/A	%	M/A	%	OR	DR	TOT					
4	OOSTERBOSCH Mario																		
5	DETTMER Ruud	06:58																	1
* 6	de ROOIJ Anton	19:19		0/2	0.0	0/2	0.0												3
* 7	JEBARI Mustafa	13:02		0/1	0.0	0/1	0.0									1			2
8	van GENT Arie	00:41																	
* 9	de GOEDE Frank	05:27																	
* 10	van der LINDEN Gert Jan	20:00	14	5/10	50.0	3/7	42.9	2/3	66.7	2/4	50.0		1	1	2	1	3		1
11	't LAM Wim																		
* 12	JANSENS Koen	20:00	15	4/10	40.0	4/10	40.0			7/9	77.8	3	10	13			2		
13	MARTENS Rene	07:35	2	1/1	100.0	1/1	100.0						2	2			1		2
14	van de BUNTE Kees																		
15	van der WERF Kornelis	06:58	3	0/1	0.0	0/1	0.0			3/6	50.0	1	2	3					2
Team Coach																			
TOTALS			34	10/25	40.0	8/22	36.4	2/3	66.7	12/19	63.2	4	15	19	2	1	7		11
Coach		VERHEUVEL Rob																	
Assistant Coach		VERGOOSSEN Luc																	

Germany (GER)

No.	Name	MIN	PTS	Field Goals		2 Points		3 Points		Free Throws		Rebounds			AS	ST	TO	BS	PF
				M/A	%	M/A	%	M/A	%	M/A	%	OR	DR	TOT					
4	SCHWARZ Ralf	06:58											1	1					3
* 5	HUEBNER Lars	13:02		0/2	0.0	0/2	0.0								1		1	1	
6	SNIEGOCKI Markus	01:11																	1
7	FISCHER Thomas	08:14		0/3	0.0	0/3	0.0						1	1			1		1
8	WIMMERS Guido	08:14	4	1/1	100.0	1/1	100.0			2/2	100.0		1	1	1				4
9	HABERKORN Markus																		
10	LEONHARDT Joerg	06:58								0/2	0.0	1	1	2		1			1
* 11	OTTO Martin	20:00	14	5/11	45.5	5/11	45.5			4/6	66.7	1	5	6	1		1		3
* 12	THALHEIM Dirk	11:46	4	2/6	33.3	2/6	33.3						3	3					
* 13	CHRISTINK Lars	18:49	4	2/4	50.0	2/3	66.7	0/1	0.0				1	1	1		3		1
14	COSKUN Ahmet																		
* 15	KOEHLER Dirk	04:48		0/1	0.0	0/1	0.0					1	1	2	1		1		1
Team Coach																			
TOTALS			26	10/28	35.7	10/27	37.0	0/1	0.0	6/10	60.0	3	14	17	5	1	7	1	15
Coach		ROEMER Gerd																	
Assistant Coach																			

	NED	GER
Points from Turnovers:	5	6
Biggest Lead:	9 (23-14)	2 (4-2)
Second Chance Points:	4	6
Lead Changes:	2	

	NED	GER
Points in the Paint:	14	16
Biggest Scoring Run:	9-0 (11-4)	4-0 (4-2)
Fast Break Points:		2
Times Tied:	2	

Legend:

MIN : Minutes Played **M/A** : Made/Attempts **%** : Shooting Percentage **OR** : Offensive Rebounds
DR : Defensive Rebounds **TOT** : Total Rebounds **AS** : Assist **ST** : Steals
TO : Turnovers **BS** : Blocked Shots **PF** : Fouls **PTS** : Points
HF : Half of Time **OT** : Over Time * : Starting/Initial

PRNWB00000150.00069 00102517:54V010

Match No: 46

NED 72 vs 66 GER

Start Time: 16:15

Attendance: 4657

Referees: ENGLISH Robert (GBR)
ESHENKO Vladimer (CAN)

CALIGIURI Gabriele (AUS)

Scoring by 5 min intervals:	NED GER	1.HF				2.HF			
		11	23	26	34	40	47	54	72
		4	14	20	26	36	42	51	66

Time	Score	Netherlands		Action	Germany		Time	Score	Netherlands		Action	Germany	
		FIRST HALF			FIRST HALF								
20:00		6 - de ROOIJ Anton		Player IN			14:52	11-6			2 Pt. MADE	13 - CHRISTINK Lars	
20:00		7 - JEBARI Mustafa		Player IN			14:33				Foul	11 - OTTO Martin (P2,T3)	
20:00		9 - de GOEDE Frank		Player IN			14:33		9 - de GOEDE Frank		Player OUT		
20:00		10 - van der LINDEN G.J.		Player IN			14:33		13 - MARTENS Rene		Player IN		
20:00		12 - JANSENS Koen		Player IN			14:23		12 - JANSENS Koen		2 Pt. Miss		
20:00				Player IN	5 - HUEBNER Lars		14:21				Defens.Rebound	7 - FISCHER Thomas	
20:00				Player IN	11 - OTTO Martin		14:07				2 Pt. Miss	5 - HUEBNER Lars	
20:00				Player IN	12 - THALHEIM Dirk		14:05		10 - van der LINDEN G.J.		Defens.Rebound		
20:00				Player IN	13 - CHRISTINK Lars		13:54		12 - JANSENS Koen		2 Pt. Miss		
20:00				Player IN	15 - KOEHLER Dirk		13:50				Defens.Rebound	13 - CHRISTINK Lars	
19:52	2-0	10 - van der LINDEN G.J.		2 Pt. in the paint			13:43				Fast Break	Germany	
19:35	2-2			2 Pt. in the paint	12 - THALHEIM Dirk		13:41	11-8			2 Pt. in the paint	11 - OTTO Martin	
19:18		10 - van der LINDEN G.J.		2 Pt. Miss			13:41				Assist	5 - HUEBNER Lars	
19:15				Defens.Rebound	12 - THALHEIM Dirk		13:32				Foul	8 - WIMMERS Guido (P1,T4)	
18:55				2 Pt. Miss	11 - OTTO Martin		13:32	12-8	12 - JANSENS Koen		Free Th. MADE		
18:50				Offens.Rebound	15 - KOEHLER Dirk		13:32	13-8	12 - JANSENS Koen		Free Th. MADE		
18:47				2 Pt. Miss	15 - KOEHLER Dirk		13:18				2 Pt. Miss	11 - OTTO Martin	
18:42		6 - de ROOIJ Anton (P1,T1)		Foul			13:11		13 - MARTENS Rene		Defens.Rebound		
18:38	2-4			2 Pt. in the paint	12 - THALHEIM Dirk		13:08		13 - MARTENS Rene		Turnover		
18:38				Assist	15 - KOEHLER Dirk		13:05	13-10			2 Pt. in the paint	8 - WIMMERS Guido	
18:27	4-4	12 - JANSENS Koen		2 Pt. in the paint			13:00				Foul	8 - WIMMERS Guido (P2,T5)	
18:27				Foul	15 - KOEHLER Dirk (P1,T1)		12:46		6 - de ROOIJ Anton		2 Pt. Miss		
18:27	5-4	12 - JANSENS Koen		Free Th. MADE			12:42		12 - JANSENS Koen		Offens.Rebound		
18:12				Turnover	13 - CHRISTINK Lars		12:40	15-10	12 - JANSENS Koen		2 Pt. in the paint		
18:09				Foul	11 - OTTO Martin (P1,T2)		12:24		13 - MARTENS Rene (P1,T4)		Foul		
18:09	6-4	12 - JANSENS Koen		Free Th. MADE			12:18				2 Pt. Miss	7 - FISCHER Thomas	
18:09	7-4	12 - JANSENS Koen		Free Th. MADE			12:15		12 - JANSENS Koen		Defens.Rebound		
18:00		10 - van der LINDEN G.J. (P1,T2)		Foul			12:03		12 - JANSENS Koen		2 Pt. Miss		
17:55		7 - JEBARI Mustafa (P1,T3)		Foul			12:01				Defens.Rebound	11 - OTTO Martin	
17:36				2 Pt. Miss	12 - THALHEIM Dirk		11:43	15-12			2 Pt. in the paint	11 - OTTO Martin	
17:34		12 - JANSENS Koen		Defens.Rebound			11:43				Assist	8 - WIMMERS Guido	
17:23		12 - JANSENS Koen		2 Pt. Miss			11:32				Foul	7 - FISCHER Thomas (P1,T6)	
17:21				Defens.Rebound	11 - OTTO Martin		11:28	17-12	13 - MARTENS Rene		2 Pt. MADE		
17:05				2 Pt. Miss	5 - HUEBNER Lars		11:28		10 - van der LINDEN G.J.		Assist		
17:03		12 - JANSENS Koen		Defens.Rebound			11:01				2 Pt. Miss	7 - FISCHER Thomas	
16:56		12 - JANSENS Koen		Turnover			10:58		13 - MARTENS Rene		Defens.Rebound		
16:41				2 Pt. Miss	12 - THALHEIM Dirk		10:34	20-12	10 - van der LINDEN G.J.		3 Pt. MADE		
16:39		12 - JANSENS Koen		Defens.Rebound			10:12		13 - MARTENS Rene (P2,T5)		Foul		
16:29		12 - JANSENS Koen		2 Pt. Miss			10:12	20-13			Free Th. MADE	8 - WIMMERS Guido	
16:25		12 - JANSENS Koen		Offens.Rebound			10:12	20-14			Free Th. MADE	8 - WIMMERS Guido	
16:23	9-4	12 - JANSENS Koen		2 Pt. in the paint			10:02	23-14	10 - van der LINDEN G.J.		3 Pt. MADE		
16:09				Turnover	5 - HUEBNER Lars		9:49		7 - JEBARI Mustafa (P2,T6)		Foul		
16:05	11-4	10 - van der LINDEN G.J.		2 Pt. in the paint			9:45				2 Pt. Miss	13 - CHRISTINK Lars	
16:05				Time Out	Germany		9:41		12 - JANSENS Koen		Defens.Rebound		
15:37				Turnover	13 - CHRISTINK Lars		9:27		7 - JEBARI Mustafa		2 Pt. Miss		
15:33		10 - van der LINDEN G.J.		2 Pt. Miss			9:27				Block Shot	5 - HUEBNER Lars	
15:30				Defens.Rebound	15 - KOEHLER Dirk		9:22				Foul	8 - WIMMERS Guido (P3,T7)	
15:26		10 - van der LINDEN G.J.		Steal			9:22		7 - JEBARI Mustafa		Turnover		
15:23				Turnover	15 - KOEHLER Dirk		9:03				Turnover	7 - FISCHER Thomas	
15:23		10 - van der LINDEN G.J.		Turnover			8:44		10 - van der LINDEN G.J.		Turnover		
15:12				2 Pt. Miss	11 - OTTO Martin		8:28				2 Pt. Miss	7 - FISCHER Thomas	
15:12		12 - JANSENS Koen		Defens.Rebound			8:26		12 - JANSENS Koen		Defens.Rebound		
15:12		10 - van der LINDEN G.J.		Turnover			8:07		6 - de ROOIJ Anton		2 Pt. Miss		
15:12				Player OUT	12 - THALHEIM Dirk		8:03		12 - JANSENS Koen		Offens.Rebound		
15:12				Player IN	8 - WIMMERS Guido		8:03		12 - JANSENS Koen		2 Pt. Miss		
15:12				Player OUT	15 - KOEHLER Dirk		8:01				Defens.Rebound	8 - WIMMERS Guido	
15:12				Player IN	7 - FISCHER Thomas		7:48				2 Pt. Miss	11 - OTTO Martin	

Wheelchair Basketball

Time	Score	Netherlands	Action	Germany	Time	Score	Netherlands	Action	Germany
FIRST HALF					FIRST HALF				
7:45			Offens.Rebound	11 - OTTO Martin	1:11			Foul	4 - SCHWARZ Ralf (P3,T14)
7:45	23-16		Tap MADE	11 - OTTO Martin	1:11			Player OUT	13 - CHRISTINK Lars
7:30		10 - van der LINDEN G.J.	2 Pt. Miss		1:11			Player IN	6 - SNIEGOCKI Markus
7:26			Defens.Rebound	11 - OTTO Martin	1:11	34-26	10 - van der LINDEN G.J.	Free Th. MADE	
7:11			2 Pt. Miss	11 - OTTO Martin	1:11		10 - van der LINDEN G.J.	Free Th. Miss	
7:08		12 - JANSSENS Koen	Defens.Rebound		1:09			Defens.Rebound	11 - OTTO Martin
6:58			Foul	8 - WIMMERS Guido (P4,T8)	0:50			2 Pt. Miss	11 - OTTO Martin
6:58			Player OUT	8 - WIMMERS Guido	0:48		12 - JANSSENS Koen	Defens.Rebound	
6:58			Player IN	12 - THALHEIM Dirk	0:41			Foul	6 - SNIEGOCKI Markus (P1,T15)
6:58			Player OUT	5 - HUEBNER Lars	0:41		6 - de ROOIJ Anton	Player OUT	
6:58			Player OUT	7 - FISCHER Thomas	0:41		8 - van GENT Arie	Player IN	
6:58			Player IN	4 - SCHWARZ Ralf	0:41		15 - van der WERF K.	Free Th. Miss	
6:58			Player IN	10 - LEONHARDT Joerg	0:41		15 - van der WERF K.	Free Th. Miss	
6:58		Netherlands	Time Out		0:40			Defens.Rebound	12 - THALHEIM Dirk
6:58		7 - JEBARI Mustafa	Player OUT		0:13			2 Pt. Miss	12 - THALHEIM Dirk
6:58		5 - DETTMER Ruud	Player IN		0:10		12 - JANSSENS Koen	Defens.Rebound	
6:58		13 - MARTENS Rene	Player OUT		0:02		15 - van der WERF K.	2 Pt. Miss	
6:58		15 - van der WERF K.	Player IN		0:00			Defens.Rebound	11 - OTTO Martin
6:58		10 - van der LINDEN G.J.	Free Th. Miss		0:00			Turnover	11 - OTTO Martin
6:58	24-16	10 - van der LINDEN G.J.	Free Th. MADE		SECOND HALF				
6:46		5 - DETTMER Ruud (P1,T7)	Foul		20:00			Player IN	4 - SCHWARZ Ralf
6:35		15 - van der WERF K. (P1,T8)	Foul		20:00			Player IN	6 - SNIEGOCKI Markus
6:35	24-17		Free Th. MADE	11 - OTTO Martin	20:00			Player IN	10 - LEONHARDT Joerg
6:35	24-18		Free Th. MADE	11 - OTTO Martin	20:00			Player IN	11 - OTTO Martin
6:26		10 - van der LINDEN G.J.	3 Pt. Miss		20:00			Player IN	12 - THALHEIM Dirk
6:22		15 - van der WERF K.	Offens.Rebound		20:00		6 - de ROOIJ Anton	Player IN	
6:07			Foul	11 - OTTO Martin (P3,T9)	20:00		7 - JEBARI Mustafa	Player IN	
6:07		12 - JANSSENS Koen	Free Th. Miss		20:00		9 - de GOEDE Frank	Player IN	
6:07		12 - JANSSENS Koen	Free Th. Miss		20:00		10 - van der LINDEN G.J.	Player IN	
6:05			Defens.Rebound	10 - LEONHARDT Joerg	20:00		12 - JANSSENS Koen	Player IN	
5:56		6 - de ROOIJ Anton (P2,T9)	Foul		19:54		12 - JANSSENS Koen (P1,T1)	Offensive Foul	
5:56			Free Th. Miss	11 - OTTO Martin	19:54		12 - JANSSENS Koen	Turnover	
5:56			Free Th. Miss	11 - OTTO Martin	19:46			Turnover	6 - SNIEGOCKI Markus
5:53		15 - van der WERF K.	Defens.Rebound		19:43		12 - JANSSENS Koen (P2,T2)	Offensive Foul	
5:39	26-18	12 - JANSSENS Koen	2 Pt. in the paint		19:43		12 - JANSSENS Koen	Turnover	
5:39		10 - van der LINDEN G.J.	Assist		19:43			Player OUT	4 - SCHWARZ Ralf
5:09	26-20		2 Pt. MADE	11 - OTTO Martin	19:43			Player OUT	6 - SNIEGOCKI Markus
4:50			Foul	4 - SCHWARZ Ralf (P1,T10)	19:43			Player OUT	10 - LEONHARDT Joerg
4:50	27-20	15 - van der WERF K.	Free Th. MADE		19:43			Player IN	5 - HUEBNER Lars
4:50	28-20	15 - van der WERF K.	Free Th. MADE		19:43			Player IN	13 - CHRISTINK Lars
4:37		15 - van der WERF K. (P2,T10)	Foul		19:43			Player IN	15 - KOEHLER Dirk
4:37			Free Th. Miss	10 - LEONHARDT Joerg	19:19	34-28		2 Pt. in the paint	13 - CHRISTINK Lars
4:37			Free Th. Miss	10 - LEONHARDT Joerg	19:06			2 Pt. Miss	
4:07			Steal	10 - LEONHARDT Joerg	19:03		7 - JEBARI Mustafa	Defens.Rebound	11 - OTTO Martin
4:05		12 - JANSSENS Koen	Turnover		18:34	34-30		2 Pt. in the paint	5 - HUEBNER Lars
3:54		6 - de ROOIJ Anton (P3,T11)	Foul		18:34			Assist	13 - CHRISTINK Lars
3:54	28-21		Free Th. MADE	11 - OTTO Martin	18:18			Foul	5 - HUEBNER Lars (P1,T1)
3:54	28-22		Free Th. MADE	11 - OTTO Martin	18:07	36-30	9 - de GOEDE Frank	2 Pt. MADE	
3:44			Foul	10 - LEONHARDT Joerg (P1,T11)	18:07		10 - van der LINDEN G.J.	Assist	
3:44	29-22	12 - JANSSENS Koen	Free Th. MADE		17:53		7 - JEBARI Mustafa (P3,T3)	Foul	
3:44	30-22	12 - JANSSENS Koen	Free Th. MADE		17:38	36-32		2 Pt. in the paint	12 - THALHEIM Dirk
3:23			3 Pt. Miss	13 - CHRISTINK Lars	17:38			Assist	11 - OTTO Martin
3:19			Offens.Rebound	10 - LEONHARDT Joerg	17:17		12 - JANSSENS Koen	2 Pt. Miss	
2:53	30-24		2 Pt. in the paint	13 - CHRISTINK Lars	17:14			Defens.Rebound	5 - HUEBNER Lars
2:53			Assist	11 - OTTO Martin	17:14			Player OUT	
2:38		10 - van der LINDEN G.J.	2 Pt. Miss		17:14		9 - de GOEDE Frank	Player OUT	
2:34			Defens.Rebound	4 - SCHWARZ Ralf	17:14		7 - JEBARI Mustafa	Player OUT	
2:34			Offensive Foul	13 - CHRISTINK Lars (P1,T12)	17:14		5 - DETTMER Ruud	Player IN	
2:34			Turnover	13 - CHRISTINK Lars	17:03		15 - van der WERF K.	Player IN	
2:34			Time Out	Germany	16:59	36-34	6 - de ROOIJ Anton (P4,T4)	Foul	
2:21			Foul	4 - SCHWARZ Ralf (P2,T13)	16:59			2 Pt. in the paint	11 - OTTO Martin
2:21	31-24	15 - van der WERF K.	Free Th. MADE		16:59			Assist	13 - CHRISTINK Lars
2:21		15 - van der WERF K.	Free Th. Miss		16:28			3 Pt. Miss	
2:20			Defens.Rebound	12 - THALHEIM Dirk	16:25			Offens.Rebound	
2:07	31-26		2 Pt. in the paint	11 - OTTO Martin	16:20	38-34	12 - JANSSENS Koen	2 Pt. in the paint	
2:07			Assist	13 - CHRISTINK Lars	16:20		10 - van der LINDEN G.J.	Assist	
1:53	33-26	10 - van der LINDEN G.J.	2 Pt. in the paint		15:58	38-36		2 Pt. in the paint	15 - KOEHLER Dirk
1:25			2 Pt. Miss	12 - THALHEIM Dirk	15:58			Assist	11 - OTTO Martin
1:21		15 - van der WERF K.	Defens.Rebound		15:44			Foul	5 - HUEBNER Lars (P2,T2)
					15:44		6 - de ROOIJ Anton	Player OUT	

Time	Score	Netherlands	Action	Germany	Time	Score	Netherlands	Action	Germany
SECOND HALF					SECOND HALF				
15:44		8 - van GENT Arie	Player IN		8:13		5 - DETTMER Ruud (P3,T9)	Unspor. Foul	
15:44	39-36	12 - JANSENS Koen	Free Th. MADE		8:13			Player OUT	8 - WIMMERS Guido
15:44	40-36	12 - JANSENS Koen	Free Th. MADE		8:13			Player IN	11 - OTTO Martin
15:26		8 - van GENT Arie (P1,T5)	Foul		8:13	49-44		Free Th. MADE	12 - THALHEIM Dirk
15:09			2 Pt. Miss	15 - KOEHLER Dirk	8:13	49-45		Free Th. MADE	12 - THALHEIM Dirk
15:02			Offens.Rebound	13 - CHRISTINK Lars	8:01		15 - van der WERF K. (P4,T10)	Foul	
14:42			2 Pt. Miss	12 - THALHEIM Dirk	8:01		8 - van GENT Arie	Player OUT	
14:39		5 - DETTMER Ruud	Defens.Rebound		8:01		6 - de ROOIJ Anton	Player IN	
14:33			Foul	15 - KOEHLER Dirk (P2,T3)	8:01			Free Th. Miss	12 - THALHEIM Dirk
14:33			Player OUT	11 - OTTO Martin	8:01	49-46		Free Th. MADE	12 - THALHEIM Dirk
14:33			Player IN	8 - WIMMERS Guido	7:38		10 - van der LINDEN G.J.	2 Pt. Miss	
14:16		10 - van der LINDEN G.J.	2 Pt. Miss		7:35			Defens.Rebound	11 - OTTO Martin
14:12			Defens.Rebound	5 - HUEBNER Lars	7:28		10 - van der LINDEN G.J. (P3,T11)	Foul	
14:02	40-37	5 - DETTMER Ruud (P2,T6)	Foul		7:28		Netherlands	Time Out	
14:02	40-38		Free Th. MADE	13 - CHRISTINK Lars	7:28			Player OUT	5 - HUEBNER Lars
14:02			Free Th. MADE	13 - CHRISTINK Lars	7:28			Player IN	10 - LEONHARDT Joerg
13:48	42-38	12 - JANSENS Koen	2 Pt. MADE	15 - KOEHLER Dirk (P3,T4)	7:28			Player OUT	10 - LEONHARDT Joerg
13:43		10 - van der LINDEN G.J.	Assist		7:28			Player IN	5 - HUEBNER Lars
13:19			2 Pt. Miss	8 - WIMMERS Guido	7:17	49-47		Free Th. MADE	15 - KOEHLER Dirk
13:18			Offens.Rebound	15 - KOEHLER Dirk	7:17	49-48		Free Th. MADE	15 - KOEHLER Dirk
13:13			3 Pt. Miss	13 - CHRISTINK Lars	7:17			Foul	15 - KOEHLER Dirk (P4,T8)
13:13		15 - van der WERF K. (P3,T7)	Foul		7:14	50-48	15 - van der WERF K.	Free Th. MADE	
13:10			2 Pt. Miss	8 - WIMMERS Guido	7:10		15 - van der WERF K.	Free Th. Miss	
13:07		12 - JANSENS Koen	Defens.Rebound		7:07		12 - JANSENS Koen	Offens.Rebound	
12:53	44-38	15 - van der WERF K.	2 Pt. in the paint		7:03	52-48	12 - JANSENS Koen	2 Pt. in the paint	
12:53		12 - JANSENS Koen	Assist		6:50		15 - van der WERF K. (P5,T12)	Foul	
12:36			2 Pt. Miss	15 - KOEHLER Dirk	6:50		15 - van der WERF K.	Player OUT	
12:34		12 - JANSENS Koen	Defens.Rebound		6:50		7 - JEBARI Mustafa	Player IN	
12:25			Foul	13 - CHRISTINK Lars (P2,T5)	6:50		5 - DETTMER Ruud	Player OUT	
12:25	45-38	10 - van der LINDEN G.J.	Time Out	Germany	6:50		13 - MARTENS Rene	Player IN	
12:25	46-38	10 - van der LINDEN G.J.	Free Th. MADE		6:50	52-49		Free Th. Miss	15 - KOEHLER Dirk
12:01			Free Th. MADE		6:41			Free Th. MADE	15 - KOEHLER Dirk
11:42		10 - van der LINDEN G.J.	2 Pt. Miss	12 - THALHEIM Dirk	6:41		12 - JANSENS Koen	Foul	5 - HUEBNER Lars (P3,T9)
11:37			2 Pt. Miss		6:38		12 - JANSENS Koen	Free Th. Miss	
11:31			Defens.Rebound	13 - CHRISTINK Lars	6:21			Free Th. Miss	
11:29	46-40		Fast Break	Germany	6:15		12 - JANSENS Koen	Free Th. Miss	
11:29			2 Pt. in the paint	12 - THALHEIM Dirk	6:13			Defens.Rebound	15 - KOEHLER Dirk
11:13			Assist	15 - KOEHLER Dirk	5:56	52-51		Turnover	13 - CHRISTINK Lars
11:03		12 - JANSENS Koen	Foul	12 - THALHEIM Dirk (P1,T6)	5:56			2 Pt. in the paint	15 - KOEHLER Dirk
11:01			2 Pt. Miss		5:39			Assist	12 - THALHEIM Dirk
10:56			Defens.Rebound	15 - KOEHLER Dirk	5:37		6 - de ROOIJ Anton	2 Pt. Miss	5 - HUEBNER Lars
10:54			2 Pt. Miss	13 - CHRISTINK Lars	5:16			Defens.Rebound	15 - KOEHLER Dirk
10:48		10 - van der LINDEN G.J.	Defens.Rebound		5:09			Turnover	15 - KOEHLER Dirk
10:48	47-40		Foul	12 - THALHEIM Dirk (P2,T7)	5:09	53-51	10 - van der LINDEN G.J.	Foul	13 - CHRISTINK Lars (P3,T10)
10:48		10 - van der LINDEN G.J.	Free Th. MADE		5:09	54-51	10 - van der LINDEN G.J.	Free Th. MADE	
10:47		10 - van der LINDEN G.J.	Free Th. Miss		4:42	54-53		2 Pt. MADE	11 - OTTO Martin
10:37		10 - van der LINDEN G.J.	Offens.Rebound		4:42			Assist	13 - CHRISTINK Lars
10:34			2 Pt. Miss		4:42		7 - JEBARI Mustafa (P4,T13)	Foul	
10:11	47-42		Defens.Rebound	15 - KOEHLER Dirk	4:42	54-54		Free Th. MADE	11 - OTTO Martin
10:11			2 Pt. in the paint	12 - THALHEIM Dirk	4:33	56-54	7 - JEBARI Mustafa	2 Pt. in the paint	
9:50	49-42	8 - van GENT Arie	Assist	5 - HUEBNER Lars	4:33		10 - van der LINDEN G.J.	Assist	
9:50		12 - JANSENS Koen	Assist		4:13	56-56		2 Pt. in the paint	12 - THALHEIM Dirk
9:30			2 Pt. Miss	15 - KOEHLER Dirk	4:13			Assist	11 - OTTO Martin
9:27		12 - JANSENS Koen	Defens.Rebound		3:57	58-56	10 - van der LINDEN G.J.	2 Pt. in the paint	
9:16		12 - JANSENS Koen	2 Pt. Miss		3:57			Foul	11 - OTTO Martin (P4,T11)
9:12			Defens.Rebound	8 - WIMMERS Guido	3:57	59-56	10 - van der LINDEN G.J.	Free Th. MADE	
9:10		10 - van der LINDEN G.J. (P2,T8)	Foul		3:41		10 - van der LINDEN G.J.	Steal	
9:10			Free Th. Miss	8 - WIMMERS Guido	3:39			Turnover	13 - CHRISTINK Lars
9:10	49-43		Free Th. MADE	8 - WIMMERS Guido	3:35		7 - JEBARI Mustafa	2 Pt. Miss	
8:58		12 - JANSENS Koen	2 Pt. Miss		3:32		12 - JANSENS Koen	Offens.Rebound	
8:54		5 - DETTMER Ruud	Offens.Rebound		3:32		12 - JANSENS Koen	2 Pt. Miss	
8:51		10 - van der LINDEN G.J.	3 Pt. Miss		3:32		12 - JANSENS Koen	Offens.Rebound	
8:47		10 - van der LINDEN G.J.	Offens.Rebound		3:32	61-56	12 - JANSENS Koen	Tap MADE	
8:38		5 - DETTMER Ruud	2 Pt. Miss		3:32			Foul	13 - CHRISTINK Lars (P4,T12)
8:38			Block Shot	15 - KOEHLER Dirk	3:32			Time Out	Germany
8:31		12 - JANSENS Koen	2 Pt. Miss		3:32	62-56	12 - JANSENS Koen	Free Th. MADE	
8:28			Defens.Rebound	8 - WIMMERS Guido	3:10			3 Pt. Miss	13 - CHRISTINK Lars

Time	Score	Netherlands	Action	Germany	Time	Score	Netherlands	Action	Germany
SECOND HALF					SECOND HALF				
3:07			Offens.Rebound	15 - KOEHLER Dirk	1:39			Time Out	Germany
2:59			2 Pt. Miss	15 - KOEHLER Dirk	1:28			2 Pt. Miss	11 - OTTO Martin
2:59			Offens.Rebound	12 - THALHEIM Dirk	1:26		12 - JANSENS Koen	Defens.Rebound	
2:59		6 - de ROOIJ Anton (P5,T14)	Foul		1:24			Foul	12 - THALHEIM Dirk (P4,T14)
2:59		6 - de ROOIJ Anton	Player OUT		1:24	67-61	12 - JANSENS Koen	Free Th. MADE	
2:59		5 - DETTMER Ruud	Player IN		1:24	68-61	12 - JANSENS Koen	Free Th. MADE	
2:59			Free Th. Miss	12 - THALHEIM Dirk	1:09	68-64		3 Pt. MADE	13 - CHRISTINK Lars
2:59	62-57		Free Th. MADE	12 - THALHEIM Dirk	1:09			Assist	5 - HUEBNER Lars
2:48		12 - JANSENS Koen	2 Pt. Miss		1:07			Foul	5 - HUEBNER Lars (P4,T15)
2:46			Defens.Rebound	15 - KOEHLER Dirk	1:07		5 - DETTMER Ruud	Free Th. Miss	
2:31			2 Pt. Miss	13 - CHRISTINK Lars	1:07		5 - DETTMER Ruud	Free Th. Miss	
2:28		12 - JANSENS Koen	Defens.Rebound		0:49		12 - JANSENS Koen	Steal	
2:24		Netherlands	Fast Break		0:45			Turnover	11 - OTTO Martin
2:21	64-57	7 - JEBARI Mustafa	2 Pt. in the paint		0:44		10 - van der LINDEN G.J.	Turnover	
2:21		12 - JANSENS Koen	Assist		0:39		11 - 't LAM Wim (P1,T16)	Foul	
2:09		7 - JEBARI Mustafa (P5,T15)	Foul		0:39	68-65		Free Th. MADE	15 - KOEHLER Dirk
2:09		7 - JEBARI Mustafa	Player OUT		0:39	68-66		Free Th. MADE	15 - KOEHLER Dirk
2:09		8 - van GENT Arie	Player IN		0:31		Netherlands	Fast Break	
2:09		13 - MARTENS Rene	Player OUT		0:31	70-66	11 - 't LAM Wim	2 Pt. in the paint	
2:09		11 - 't LAM Wim	Player IN		0:31		10 - van der LINDEN G.J.	Assist	
2:09	64-58		Free Th. MADE	15 - KOEHLER Dirk	0:24			3 Pt. Miss	13 - CHRISTINK Lars
2:09	64-59		Free Th. MADE	15 - KOEHLER Dirk	0:20			Offens.Rebound	15 - KOEHLER Dirk
2:03			Foul	12 - THALHEIM Dirk (P3,T13)	0:11			2 Pt. Miss	12 - THALHEIM Dirk
2:03		10 - van der LINDEN G.J.	Free Th. Miss		0:08		10 - van der LINDEN G.J.	Defens.Rebound	
2:03		10 - van der LINDEN G.J.	Free Th. Miss		0:00		Netherlands	Fast Break	
2:01			Defens.Rebound	13 - CHRISTINK Lars	0:00	72-66	11 - 't LAM Wim	2 Pt. in the paint	
1:51	64-61		2 Pt. in the paint	13 - CHRISTINK Lars	0:00		10 - van der LINDEN G.J.	Assist	
1:39	66-61	11 - 't LAM Wim	2 Pt. in the paint		0:00			END OF PERIOD	
1:39		12 - JANSENS Koen	Assist		0:00				

Wheelchair Basketball

Wheelchair Basketball

Wheelchair Basketball

Wheelchair Basketball

PRNWB00000151.00073 00102517:54V020

Match No: 46

NED 72 vs 66 GER

Start Time: 16:15

Attendance: 4657

Referees: ENGLISH Robert (GBR)
ESHENKO Vladimer (CAN)

CALIGIURI Gabriele (AUS)

Scoring by 5 min intervals: **NED**
GER

1.HF				2.HF			
11	23	26	34	40	47	54	72
4	14	20	26	36	42	51	66

Netherlands (NED)

No.	Name	MIN	PTS	Field Goals		2 Points		3 Points		Free Throws		Rebounds			AS	ST	TO	BS	PF
				M/A	%	M/A	%	M/A	%	M/A	%	OR	DR	TOT					
4	OOSTERBOSCH Mario																		
5	DETTMER Ruud	20:21		0/1	0.0	0/1	0.0			0/2	0.0	2	1	3					3
* 6	de ROOIJ Anton	28:37		0/3	0.0	0/3	0.0												5
* 7	JEBARI Mustafa	20:29	4	2/5	40.0	2/5	40.0									1			5
8	van GENT Arie	10:33	2	1/1	100.0	1/1	100.0												1
* 9	de GOEDE Frank	08:13	2	1/1	100.0	1/1	100.0												
* 10	van der LINDEN Gert Jan	40:00	22	6/17	35.3	4/12	33.3	2/5	40.0	8/13	61.5	2	3	5	8	2	4		3
11	't LAM Wim	02:09	6	3/3	100.0	3/3	100.0												1
* 12	JANSENS Koen	40:00	28	8/22	36.4	8/22	36.4			12/16	75.0	6	15	21	4	1	4		2
13	MARTENS Rene	12:16	2	1/1	100.0	1/1	100.0						2	2			1		2
14	van de BUNTE Kees																		
15	van der WERF Kornelis	17:22	6	1/2	50.0	1/2	50.0			4/8	50.0	1	2	3					5
Team Coach																			
TOTALS			72	23/56	41.1	21/51	41.2	2/5	40.0	24/39	61.5	11	23	34	12	3	10		27
Coach		VERHEUVEL Rob																	
Assistant Coach		VERGOOSSEN Luc																	

Germany (GER)

No.	Name	MIN	PTS	Field Goals		2 Points		3 Points		Free Throws		Rebounds			AS	ST	TO	BS	PF
				M/A	%	M/A	%	M/A	%	M/A	%	OR	DR	TOT					
4	SCHWARZ Ralf	07:15											1	1					3
* 5	HUEBNER Lars	32:45	2	1/3	33.3	1/3	33.3					2	2	4			1	1	4
6	SNIEGOCKI Markus	01:28															1		1
7	FISCHER Thomas	08:14		0/3	0.0	0/3	0.0						1	1			1		1
8	WIMMERS Guido	14:34	5	1/3	33.3	1/3	33.3			3/4	75.0	3	3	1					4
9	HABERKORN Markus																		
10	LEONHARDT Joerg	07:15								0/2	0.0	1	1	2		1			1
* 11	OTTO Martin	33:40	19	7/14	50.0	7/14	50.0			5/7	71.4	1	7	8	4		2		4
* 12	THALHEIM Dirk	31:46	18	7/14	50.0	7/14	50.0			4/6	66.7	1	3	4					4
* 13	CHRISTINK Lars	38:32	13	5/12	41.7	4/7	57.1	1/5	20.0	2/2	100.0	1	3	4	4		5		4
14	COSKUN Ahmet																		
* 15	KOEHLER Dirk	24:31	9	1/6	16.7	1/6	16.7			7/8	87.5	4	7	11	2		2	1	4
Team Coach																			
TOTALS			66	22/55	40.0	21/50	42.0	1/5	20.0	21/29	72.4	8	28	36	15	1	12	2	30
Coach		ROEMER Gerd																	
Assistant Coach																			

	NED	GER
Points from Turnovers:	9	10
Biggest Lead:	9 (23-14)	2 (4-2)
Second Chance Points:	10	7
Lead Changes:	2	

	NED	GER
Points in the Paint:	36	36
Biggest Scoring Run:	9-0 (11-4)	8-2 (34-36)
Fast Break Points:	6	4
Times Tied:	4	

Legend:
MIN : Minutes Played **M/A** : Made/Attempts **%** : Shooting Percentage **OR** : Offensive Rebounds
DR : Defensive Rebounds **TOT** : Total Rebounds **AS** : Assist **ST** : Steals
TO : Turnovers **BS** : Blocked Shots **PF** : Fouls **PTS** : Points
HF : Half of Time **OT** : Over Time * : Starting/Initial

PRNWB00000152.00076B 00102517:55V040

Preliminary Group A								MATCHES			POINTS		Class.
Rank		CAN	USA	GBR	GER	MEX	RSA	PLAY	WON	LOST	FOR	AGST	Points
1	CAN		58-45	55-50	68-43	61-33	85-25	5	5	0	327	196	10
2	USA	45-58		74-65	58-46	60-44	97-25	5	4	1	334	238	9
3	GBR	50-55	65-74		61-43	70-58	83-32	5	3	2	329	262	8
4	GER	43-68	46-58	43-61		69-56	113-27	5	2	3	314	270	7
5	MEX	33-61	44-60	58-70	56-69		83-34	5	1	4	274	294	6
6	RSA	25-85	25-97	32-83	27-113	34-83		5	0	5	143	461	5

Preliminary Group B								MATCHES			POINTS		Class.
Rank		NED	FRA	AUS	SWE	JPN	KOR	PLAY	WON	LOST	FOR	AGST	Points
1	NED		76-51	48-47	62-45	62-52	83-48	5	5	0	331	243	10
2	FRA	51-76		63-54	51-50	67-44	65-48	5	4	1	297	272	9
3	AUS	47-48	54-63		69-54	64-36	77-33	5	3	2	311	234	8
4	SWE	45-62	50-51	54-69		60-43	57-55	5	2	3	266	280	7
5	JPN	52-62	44-67	36-64	43-60		64-43	5	1	4	239	296	6
6	KOR	48-83	48-65	33-77	55-57	43-64		5	0	5	227	346	5

Classification		
Phase	Teams	Result
Quarterfinals 1 - 8	USA vs AUS	62-54
Quarterfinals 1 - 8	NED vs GER	72-66
Quarterfinals 1 - 8	FRA vs GBR	56-67
Quarterfinals 1 - 8	CAN vs SWE	73-39
Semifinals 9 - 12	MEX vs KOR	26-Oct
Semifinals 9 - 12	JPN vs RSA	26-Oct
Semifinals 1 - 4	USA vs NED	26-Oct
Semifinals 1 - 4	CAN vs GBR	26-Oct
Final 1 - 2		28-Oct
Final 3 - 4		28-Oct
Semifinals 5 - 8	AUS vs GER	27-Oct
Semifinals 5 - 8	SWE vs FRA	27-Oct
Final 5 - 6		28-Oct
Final 7 - 8		28-Oct
Final 9 - 10		28-Oct
Final 11- 12		28-Oct

Final Standings

Medal Rank Team

PRNWB00000153.00084A 00102517:55V040

Netherlands (NED)

After 6 Matches

No.	Name	G	MIN	MPG	PTS	PPG	Field Goals		2 Points		3 Points		Free Throws		Rebounds			AS	ST	TO	BS	PF
							M/A	%	M/A	%	M/A	%	M/A	%	OR	DR	TOT					
4	OOSTERBOSCH Mario	4	15:54	3:58	6	1.5	3/5	60.0	3/5	60.0			0/2	0.0	2	2	4	1		2	1	4
5	DETTMER Ruud	6	125:43	20:57	4	0.7	2/15	13.3	2/15	13.3			0/2	0.0	7	11	18	4		4	1	14
6	de ROOIJ Anton	6	182:45	30:27	21	3.5	10/29	34.5	10/29	34.5			1/6	16.7	2	8	10	6		3		20
7	JEBARI Mustafa	6	139:32	23:15	31	5.2	14/31	45.2	14/31	45.2			3/12	25.0	8	14	22	7	8	13	1	18
8	van GENT Arie	4	34:08	8:32	2	0.5	1/1	100.0	1/1	100.0												5
9	de GOEDE Frank	6	67:55	11:19	16	2.7	8/18	44.4	8/18	44.4						1	1				1	9
10	van der LINDEN Gert Jan	6	226:24	37:44	86	14.3	28/74	37.8	23/46	50.0	5/28	17.9	25/48	52.1	7	31	38	57	11	18		15
11	't LAM Wim	5	34:27	6:53	18	3.6	7/14	50.0	7/14	50.0			4/7	57.1	2	6	8			2	1	8
12	JANSENS Koen	6	190:01	31:40	154	25.7	60/119	50.4	59/117	50.4	1/2	50.0	33/45	73.3	22	54	76	9	13	16	1	16
13	MARTENS Rene	5	69:29	13:53	11	2.2	5/11	45.5	5/10	50.0	0/1	0.0	1/2	50.0	1	6	7	2	1	5		16
14	van de BUNTE Kees	1	4:38	4:38	3	3.0	1/2	50.0	1/2	50.0			1/6	16.7		2	2			2		3
15	van der WERF Kornelis	6	109:04	18:10	51	8.5	21/41	51.2	21/41	51.2			9/18	50.0	8	23	31	2		8	2	20
Team/Coach																						
TOTALS					403	67.2	160/360	44.4	154/329	46.8	6/31	19.4	77/148	52.0	59	158	217	88	33	73	8	148
OPPONENTS					309	51.5	109/337	32.3	101/284	35.6	8/53	15.1	83/144	57.6	61	160	221	63	23	101	5	149

AVERAGES PER GAME

	NED	OPPONENTS
Points from Turnovers	75	57
Points in the Paint	220	132
Second Chance Points	57	36
Fast Break Points	40	20

	NED	OPPONENTS
Total Field Goals Made	26.7	18.2
2 Points Field Goals Made	25.7	16.8
3 Points Field Goals Made	1.0	1.3
Free Throws Made	12.8	13.8
Offensive Rebounds	9.8	10.2
Deffensive Rebounds	26.3	26.7
Total Rebounds	36.2	36.8
Assists	14.7	10.5
Steals	5.5	3.8
Turnovers	12.2	16.8
Blocked Shots	1.3	0.8
Fouls	24.7	24.8
Points from Turnovers	12.5	9.5
Points in the Paint	36.7	22.0
Second Chance Points	9.5	6.0
Fast Break Points	6.7	3.3

Legend:

G	: Games Played	MIN	: Minutes Played	MPG	: Minutes Played per Game	PTS	: Points
PPG	: Points per Game	M/A	: Made/Attempts	%	: Shooting Percentage	OR	: Offensive Rebounds
DR	: Defensive Rebounds	TOT	: Total Rebounds	AS	: Assists	ST	: Steals
TO	: Turnovers	BS	: Blocked Shots	PF	: Fouls		

PRNWB00000154.00084A 00102517:56V040

Germany (GER)

After 6 Matches

No.	Name	G	MIN	MPG	PTS	PPG	Field Goals		2 Points		3 Points		Free Throws		Rebounds			AS	ST	TO	BS	PF
							M/A	%	M/A	%	M/A	%	M/A	%	OR	DR	TOT					
4	SCHWARZ Ralf	3	37:14	12:24	23	7.7	11/19	57.9	11/19	57.9			1/2	50.0	6	5	11		1	1	1	6
5	HUEBNER Lars	6	138:03	23:00	14	2.3	7/20	35.0	7/20	35.0			0/2	0.0	2	8	10	8	1	5	1	13
6	SNIEGOCKI Markus	5	78:03	15:36	13	2.6	3/12	25.0	3/11	27.3	0/1	0.0	7/8	87.5		7	7	6	3	6		10
7	FISCHER Thomas	6	112:45	18:47	25	4.2	11/26	42.3	11/25	44.0	0/1	0.0	3/4	75.0		3	3	8	1	8		12
8	WIMMERS Guido	6	110:10	18:21	59	9.8	22/47	46.8	22/47	46.8			15/31	48.4	7	33	40	5	6	6	3	14
9	HABERKORN Markus	2	28:01	14:00	9	4.5	3/11	27.3	3/11	27.3			3/4	75.0	2	2	4	5		3	1	2
10	LEONHARDT Joerg	3	41:27	13:49	10	3.3	5/9	55.6	5/9	55.6			0/2	0.0	1	1	2	3	1	2		5
11	OTTO Martin	5	121:38	24:19	57	11.4	22/43	51.2	22/43	51.2			13/20	65.0	6	28	34	8	2	6	1	15
12	THALHEIM Dirk	6	148:20	24:43	57	9.5	26/51	51.0	26/51	51.0			5/8	62.5	8	7	15	12	2	10		16
13	CHRISTINK Lars	6	173:21	28:53	29	4.8	12/47	25.5	11/39	28.2	1/8	12.5	4/8	50.0	3	10	13	27	1	20		20
14	COSKUN Ahmet	4	55:15	13:48	23	5.8	10/21	47.6	10/20	50.0	0/1	0.0	3/5	60.0	1	7	8	4	2	4		11
15	KOEHLER Dirk	6	155:43	25:57	61	10.2	21/47	44.7	21/46	45.7	0/1	0.0	19/27	70.4	13	39	52	8	7	11	1	18
Team/Coach																						
TOTALS					380	63.3	153/353	43.3	152/341	44.6	1/12	8.3	73/121	60.3	49	150	199	94	27	82	8	142
OPPONENTS					342	57.0	127/308	41.2	116/278	41.7	11/30	36.7	77/164	47.0	52	152	204	68	23	97	3	134

AVERAGES PER GAME

	GER	OPPONENTS
Points from Turnovers	103	62
Points in the Paint	238	166
Second Chance Points	45	42
Fast Break Points	26	30

	GER	OPPONENTS
Total Field Goals Made	25.5	21.2
2 Points Field Goals Made	25.3	19.3
3 Points Field Goals Made	0.2	1.8
Free Throws Made	12.2	12.8
Offensive Rebounds	8.2	8.7
Deffensive Rebounds	25.0	25.3
Total Rebounds	33.2	34.0
Assists	15.7	11.3
Steals	4.5	3.8
Turnovers	13.7	16.2
Blocked Shots	1.3	0.5
Fouls	23.7	22.3
Points from Turnovers	17.2	10.3
Points in the Paint	39.7	27.7
Second Chance Points	7.5	7.0
Fast Break Points	4.3	5.0

Legend:

G : Games Played	MIN : Minutes Played	MPG : Minutes Played per Game	PTS : Points
PPG : Points per Game	M/A : Made/Attempts	% : Shooting Percentage	OR : Offensive Rebounds
DR : Defensive Rebounds	TOT : Total Rebounds	AS : Assists	ST : Steals
TO : Turnovers	BS : Blocked Shots	PF : Fouls	

PRNWB00000155.00085A 00102517:57V060

TOTAL FIELD GOALS %				
Rk	Team	G	M/A	%
1	CAN	6	164/326	50.3%
2	USA	6	165/343	48.1%
3	NED	6	160/360	44.4%
4	GER	6	153/353	43.3%
	AUS	6	143/330	43.3%
6	GBR	6	164/383	42.8%
7	FRA	6	133/351	37.9%
8	MEX	5	114/308	37.0%
9	KOR	5	92/254	36.2%
10	JPN	5	92/274	33.6%
11	SWE	6	118/356	33.1%
12	RSA	5	58/237	24.5%

2 POINTS FIELD GOALS %				
Rk	Team	G	M/A	%
1	CAN	6	160/308	51.9%
2	USA	6	161/334	48.2%
3	NED	6	154/329	46.8%
4	GBR	6	150/331	45.3%
5	AUS	6	140/312	44.9%
6	GER	6	152/341	44.6%
7	FRA	6	128/315	40.6%
8	MEX	5	109/269	40.5%
9	KOR	5	88/238	37.0%
10	JPN	5	85/234	36.3%
11	SWE	6	112/314	35.7%
12	RSA	5	58/226	25.7%

3 POINTS FIELD GOALS %				
Rk	Team	G	M/A	%
1	USA	6	4/9	44.4%
2	GBR	6	14/52	26.9%
3	KOR	5	4/16	25.0%
4	CAN	6	4/18	22.2%
5	NED	6	6/31	19.4%
6	JPN	5	7/40	17.5%
7	AUS	6	3/18	16.7%
8	SWE	6	6/42	14.3%
9	FRA	6	5/36	13.9%
10	MEX	5	5/39	12.8%
11	GER	6	1/12	8.3%

FREE THROWS %				
Rk	Team	G	M/A	%
1	GER	6	73/121	60.3%
2	FRA	6	82/146	56.2%
3	JPN	5	48/89	53.9%
4	GBR	6	54/102	52.9%
5	NED	6	77/148	52.0%
6	AUS	6	76/149	51.0%
7	MEX	5	41/81	50.6%
8	SWE	6	63/125	50.4%
9	CAN	6	68/142	47.9%
10	USA	6	62/139	44.6%
11	KOR	5	39/100	39.0%
12	RSA	5	27/76	35.5%

POINTS FOR				
Rk	Team	G	Total	Avg
1	NED	6	403	67.2
2	CAN	6	400	66.7
3	GBR	6	396	66.0
	USA	6	396	66.0
5	GER	6	380	63.3
6	AUS	6	365	60.8
7	FRA	6	353	58.8
8	MEX	5	274	54.8
9	SWE	6	305	50.8
10	JPN	5	239	47.8
11	KOR	5	227	45.4
12	RSA	5	143	28.6

POINTS AGAINST				
Rk	Team	G	Total	Avg
1	CAN	6	235	39.2
2	USA	6	292	48.7
3	AUS	6	296	49.3
4	NED	6	309	51.5
5	GBR	6	318	53.0
6	FRA	6	339	56.5
7	GER	6	342	57.0
8	MEX	5	294	58.8
	SWE	6	353	58.8
10	JPN	5	296	59.2
11	KOR	5	346	69.2
12	RSA	5	461	92.2

REBOUNDS						
Rk	Team	G	Off	Def	Total	Avg
1	AUS	6	71	188	259	43.2
2	CAN	6	61	181	242	40.3
3	GBR	6	71	168	239	39.8
4	NED	6	59	158	217	36.2
5	USA	6	54	162	216	36.0
6	FRA	6	69	140	209	34.8
7	SWE	6	62	143	205	34.2
8	GER	6	49	150	199	33.2
9	KOR	5	44	115	159	31.8
10	JPN	5	31	120	151	30.2
11	MEX	5	42	101	143	28.6
12	RSA	5	29	101	130	26.0

ASSISTS				
Rk	Team	G	Total	Avg
1	GBR	6	105	17.5
2	USA	6	103	17.2
3	CAN	6	94	15.7
	GER	6	94	15.7
5	AUS	6	88	14.7
	NED	6	88	14.7
7	FRA	6	74	12.3
8	JPN	5	52	10.4
9	SWE	6	61	10.2
10	KOR	5	48	9.6
11	MEX	5	45	9.0
12	RSA	5	35	7.0

STEALS				
Rk	Team	G	Total	Avg
1	USA	6	41	6.8
	MEX	5	34	6.8
3	NED	6	33	5.5
4	FRA	6	32	5.3
5	CAN	6	29	4.8
6	AUS	6	28	4.7
	SWE	6	28	4.7
8	GER	6	27	4.5
9	JPN	5	21	4.2
10	KOR	5	20	4.0
11	GBR	6	19	3.2
12	RSA	5	15	3.0

TURNOVERS				
Rk	Team	G	Total	Avg
1	RSA	5	162	32.4
2	KOR	5	124	24.8
3	AUS	6	98	16.3
4	MEX	5	78	15.6
5	CAN	6	91	15.2
6	JPN	5	75	15.0
7	GBR	6	86	14.3
8	FRA	6	82	13.7
	GER	6	82	13.7
10	USA	6	81	13.5
11	SWE	6	80	13.3
12	NED	6	73	12.2

BLOCKED SHOTS				
Rk	Team	G	Total	Avg
1	CAN	6	11	1.8
2	GBR	6	10	1.7
3	AUS	6	9	1.5
4	MEX	5	7	1.4
5	GER	6	8	1.3
	NED	6	8	1.3
7	JPN	5	5	1.0
	RSA	5	5	1.0
9	FRA	6	5	0.8
	SWE	6	5	0.8
	USA	6	5	0.8
12	KOR	5	2	0.4

FOULS				
Rk	Team	G	Total	Avg
1	NED	6	148	24.7
2	GER	6	142	23.7
3	KOR	5	117	23.4
4	FRA	6	140	23.3
5	AUS	6	139	23.2
6	SWE	6	138	23.0
7	JPN	5	113	22.6
8	MEX	5	110	22.0
9	GBR	6	130	21.7
10	RSA	5	97	19.4
11	CAN	6	110	18.3
12	USA	6	75	12.5

Legend:

G : Games Played **M/A** : Made Attempts **%** : Shooting Percentage **Avg** : Average per Game
Off : Offensive Rebounds **Def** : Defensive Rebounds **Rk** : Rank

**TEAM RANKING AT CONCLUSION OF
DAY 6, OCTOBER 25, 2000**

PRNWB00000156.00084B 00102517:57V060

Name	G		PTS	PPG	Field Goals		2 Points		3 Points		Free Throws		Rebounds					AS	ST	TO	BS	PF
					M/A	%	M/A	%	M/A	%	M/A	%	OR	DR	TOT							
Australia (AUS)	6	For	365	60.8	143/330	43.3	140/312	44.9	3/18	16.7	76/149	51.0	71	188	259	88	28	98	9	139		
		Agn	296	49.3	114/332	34.3	107/291	36.8	7/41	17.1	61/148	41.2	50	125	175	62	27	75	5	139		
Canada (CAN)	6	For	400	66.7	164/326	50.3	160/308	51.9	4/18	22.2	68/142	47.9	61	181	242	94	29	91	11	110		
		Agn	235	39.2	97/331	29.3	93/291	32.0	4/40	10.0	37/94	39.4	52	119	171	51	24	101	8	133		
France (FRA)	6	For	353	58.8	133/351	37.9	128/315	40.6	5/36	13.9	82/146	56.2	69	140	209	74	32	82	5	140		
		Agn	339	56.5	130/314	41.4	127/289	43.9	3/25	12.0	76/143	53.1	47	154	201	80	22	102	4	148		
Great Britain (GBR)	6	For	396	66.0	164/383	42.8	150/331	45.3	14/52	26.9	54/102	52.9	71	168	239	105	19	86	10	130		
		Agn	318	53.0	128/340	37.6	122/300	40.7	6/40	15.0	56/106	52.8	46	139	185	70	31	94	5	112		
Germany (GER)	6	For	380	63.3	153/353	43.3	152/341	44.6	1/12	8.3	73/121	60.3	49	150	199	94	27	82	8	142		
		Agn	342	57.0	127/308	41.2	116/278	41.7	11/30	36.7	77/164	47.0	52	152	204	68	23	97	3	134		
Japan (JPN)	5	For	239	47.8	92/274	33.6	85/234	36.3	7/40	17.5	48/89	53.9	31	120	151	52	21	75	5	113		
		Agn	296	59.2	119/290	41.0	115/275	41.8	4/15	26.7	54/104	51.9	54	139	193	69	25	72	4	98		
Korea (KOR)	5	For	227	45.4	92/254	36.2	88/238	37.0	4/16	25.0	39/100	39.0	44	115	159	48	20	124	2	117		
		Agn	346	69.2	142/317	44.8	140/306	45.8	2/11	18.2	60/105	57.1	62	131	193	83	41	80	13	112		
Mexico (MEX)	5	For	274	54.8	114/308	37.0	109/269	40.5	5/39	12.8	41/81	50.6	42	101	143	45	34	78	7	110		
		Agn	294	58.8	122/259	47.1	122/256	47.7	0/3	0.0	50/105	47.6	37	146	183	80	21	111	5	88		
Netherlands (NED)	6	For	403	67.2	160/360	44.4	154/329	46.8	6/31	19.4	77/148	52.0	59	158	217	88	33	73	8	148		
		Agn	309	51.5	109/337	32.3	101/284	35.6	8/53	15.1	83/144	57.6	61	160	221	63	23	101	5	149		
South Africa (RSA)	5	For	143	28.6	58/237	24.5	58/226	25.7	0/11	0.0	27/76	35.5	29	101	130	35	15	162	5	97		
		Agn	461	92.2	197/375	52.5	195/360	54.2	2/15	13.3	65/111	58.6	74	146	220	108	47	72	12	76		
Sweden (SWE)	6	For	305	50.8	118/356	33.1	112/314	35.7	6/42	14.3	63/125	50.4	62	143	205	61	28	80	5	138		
		Agn	353	58.8	142/331	42.9	138/312	44.2	4/19	21.1	65/139	46.8	60	180	240	76	23	100	6	136		
United States of America (USA)	6	For	396	66.0	165/343	48.1	161/334	48.2	4/9	44.4	62/139	44.6	54	162	216	103	41	81	5	75		
		Agn	292	48.7	129/341	37.8	121/309	39.2	8/32	25.0	26/55	47.3	47	136	183	77	20	107	10	134		
TOTALS FOR ALL TEAMS					3881		1556/3875	40.2	1497/3551	42.2	59/324	18.2	710/1418	50.1	642	1727	2369	887	327	1112	80	1459

Legend:

G : Games Played	Agn : Against	PF : Fouls	PTS : Points
PPG : Points per Game	M/A : Made/Attempts	% : Shooting Percentage	OR : Offensive Rebounds
DR : Defensive Rebounds	TOT : Total Rebounds	AS : Assists	ST : Steals
TO : Turnovers	BS : Blocked Shots		

PRNWB00000157.00085B 00102517:58V060

SCORING											
Rk	Name	Team	G	2 Points		3 Points		Free Throws		Total	Avg
1	JANSENS Koen	NED	6	59/117	50.4%	1/2	50.0%	33/45	73.3%	154	25.7
2	BAYE Philippe	FRA	6	40/91	44.0%	4/20	20.0%	52/68	76.5%	144	24.0
3	SACHS Troy	AUS	6	41/87	47.1%	2/8	25.0%	41/60	68.3%	129	21.5
4	ANDERSON Patrick	CAN	6	41/68	60.3%	3/10	30.0%	19/29	65.5%	110	18.3
5	ZAVALA Salvador	MEX	5	36/64	56.3%	0/2	0.0%	12/20	60.0%	84	16.8
6	OSHIMA Tomohiko	JPN	5	29/61	47.5%	0/3	0.0%	19/27	70.4%	77	15.4
7	SCHULTE Paul	USA	6	32/61	52.5%	2/5	40.0%	20/40	50.0%	90	15.0
8	GLASBRENNER Jeffrey James	USA	6	39/53	73.6%	0/0		9/36	25.0%	87	14.5
9	van der LINDEN Gert Jan	NED	6	23/46	50.0%	5/28	17.9%	25/48	52.1%	86	14.3
10	MIYAKE Katsumi	JPN	5	22/59	37.3%	3/19	15.8%	10/13	76.9%	63	12.6

REBOUNDS						
Rk	Name	Team	G	Off	Def	Avg
1	JANSENS Koen	NED	6	22	54	12.7
	NESS Brad	AUS	6	18	58	12.7
3	ANDERSON Patrick	CAN	6	15	55	11.7
	MUNN Simon	GBR	6	23	47	11.7
	SACHS Troy	AUS	6	17	53	11.7
6	ANDERSSON Lars-Gunnar	SWE	6	10	51	10.2
7	KIM Ji-Nam	KOR	5	13	34	9.4
8	BAYE Philippe	FRA	6	9	44	8.8
9	KOEHLER Dirk	GER	6	13	39	8.7
10	GLASBRENNER Jeffrey James	USA	6	10	40	8.3

ASSIST				
Rk	Name	Team	G	Avg
1	van der LINDEN Gert Jan	NED	6	9.5
2	SCHULTE Paul	USA	6	6.0
3	GUYOT Frederic	FRA	6	5.8
4	CHRISTINK Lars	GER	6	4.5
5	SACHS Troy	AUS	6	4.2
6	ANDERSON Patrick	CAN	6	4.0
	PRICE Colin	GBR	6	4.0
8	KORETOMO Keisuke	JPN	4	3.8
9	JUETTE Melvin Sean	USA	6	3.3
	POLLOCK Jonathan	GBR	6	3.3

STEALS				
Rk	Name	Team	G	Avg
1	ORTEGA Raul	MEX	5	2.4
2	ANDERSON Patrick	CAN	6	2.3
3	JANSENS Koen	NED	6	2.2
4	KORETOMO Keisuke	JPN	4	2.0
5	van der LINDEN Gert Jan	NED	6	1.8
6	SACHS Troy	AUS	6	1.7
7	ZAVALA Salvador	MEX	5	1.6
8	KIM Ji-Nam	KOR	5	1.4

3 players tied at 1.3

TURNOVERS				
Rk	Name	Team	G	Avg
1	IM Chan-Kuw	KOR	5	6.2
2	SACHS Troy	AUS	6	5.3
3	VICTOR Joppie	RSA	5	5.2
4	HAN Sa-Hyun	KOR	5	4.8
5	HERNANDEZ Gilberto	MEX	3	4.3
6	OESCHGER Kobus	RSA	5	4.2
7	KIM Ho-Yong	KOR	5	3.8
8	OSHIMA Tomohiko	JPN	5	3.6
	WILLIAMS Ralph	RSA	5	3.6
10	MANYANA Buntu	RSA	5	3.4

BLOCKED SHOTS				
Rk	Name	Team	G	Avg
1	MUNN Simon	GBR	6	0.8
2	ANDERSON Patrick	CAN	6	0.7
	JOHNSON Joey	CAN	6	0.7
4	ANDERSSON Lars-Gunnar	SWE	6	0.5
	DUREPOS Dave	CAN	6	0.5
	NESS Brad	AUS	6	0.5
	SACHS Troy	AUS	6	0.5
	WIMMERS Guido	GER	6	0.5
9	ISAIAS Armando	MEX	5	0.4
	IWANNO Hiroshi	JPN	5	0.4

FOULS				
Rk	Name	Team	G	Avg
1	OSHIMA Tomohiko	JPN	5	4.2
2	JIMBO Yasuhiro	JPN	5	4.0
3	KO Kwang-Yub	KOR	5	3.8
	KORETOMO Keisuke	JPN	4	3.8
5	SACHS Troy	AUS	6	3.7
6	HAN Sa-Hyun	KOR	5	3.6
	IM Chan-Kuw	KOR	5	3.6
	KIM Ji-Nam	KOR	5	3.6
9	VICTOR Joppie	RSA	5	3.4

5 players tied at 3.3

Legend:
G : Games Played **M/A** : Made Attempts % : Shooting Percentage **Avg** : Average per Game
Off : Offensive Rebounds **Def** : Defensive Rebounds **Rk** : Rank

NOTE: Players eligible for statistics with attempts/games minimum, have to play at least 50% of all games

PLAYER RANKING AT CONCLUSION OF DAY 6, OCTOBER 25, 2000

TOTAL FIELD GOALS % (8 attempts/game minimum)

Rk	Name	Team	G	M/A	%
1	GLASBRENNER Jeffrey James	USA	6	39/53	73.6%
2	ANDERSON Patrick	CAN	6	44/78	56.4%
3	ZAVALA Salvador	MEX	5	36/66	54.5%
4	SCHULTE Paul	USA	6	34/66	51.5%
5	OTTO Martin	GER	5	22/43	51.2%
6	THALHEIM Dirk	GER	6	26/51	51.0%
7	JOHNSON Larry	USA	6	27/53	50.9%
8	JANSENS Koen	NED	6	60/119	50.4%
9	PRICE Colin	GBR	6	26/52	50.0%
10	NESS Brad	AUS	6	32/67	47.8%

TOTAL FIELD GOALS MADE

Rk	Name	Team	G	Total	Avg
1	JANSENS Koen	NED	6	60	10.0
2	ANDERSON Patrick	CAN	6	44	7.3
	BAYE Philippe	FRA	6	44	7.3
4	SACHS Troy	AUS	6	43	7.2
	ZAVALA Salvador	MEX	5	36	7.2
6	GLASBRENNER Jeffrey James	USA	6	39	6.5
7	OSHIMA Tomohiko	JPN	5	29	5.8
8	SCHULTE Paul	USA	6	34	5.7
9	MUNN Simon	GBR	6	32	5.3
	NESS Brad	AUS	6	32	5.3

2 POINTS FIELD GOALS % (6 attempts/game minimum)

Rk	Name	Team	G	M/A	%
1	GLASBRENNER Jeffrey James	USA	6	39/53	73.6%
2	ANDERSON Patrick	CAN	6	41/68	60.3%
3	SCHWARZ Ralf	GER	3	11/19	57.9%
4	ZAVALA Salvador	MEX	5	36/64	56.3%
5	SCHULTE Paul	USA	6	32/61	52.5%
6	OTTO Martin	GER	5	22/43	51.2%
	van der WERF Kornelis	NED	6	21/41	51.2%
8	JOHNSON Larry	USA	6	26/51	51.0%
	THALHEIM Dirk	GER	6	26/51	51.0%
10	JANSENS Koen	NED	6	59/117	50.4%

2 POINTS FIELD GOALS MADE

Rk	Name	Team	G	Total	Avg
1	JANSENS Koen	NED	6	59	9.8
2	ZAVALA Salvador	MEX	5	36	7.2
3	ANDERSON Patrick	CAN	6	41	6.8
	SACHS Troy	AUS	6	41	6.8
5	BAYE Philippe	FRA	6	40	6.7
6	GLASBRENNER Jeffrey James	USA	6	39	6.5
7	OSHIMA Tomohiko	JPN	5	29	5.8
8	MUNN Simon	GBR	6	32	5.3
	NESS Brad	AUS	6	32	5.3
	SCHULTE Paul	USA	6	32	5.3

3 POINTS FIELD GOALS % (2 attempts/game minimum)

Rk	Name	Team	G	M/A	%
1	OLIVAS Julio Cesar	MEX	5	4/13	30.8%
2	POLLOCK Jonathan	GBR	6	9/30	30.0%
	KORETOMO Keisuke	JPN	4	3/10	30.0%
4	BERGLUND Gunnar	SWE	6	4/19	21.1%
5	BAYE Philippe	FRA	6	4/20	20.0%
	van der LINDEN Gert Jan	NED	6	5/28	17.9%
7	MIYAKE Katsumi	JPN	5	3/19	15.8%
8	HAI DARI Hussein	SWE	6	2/17	11.8%

3 POINTS FIELD GOALS MADE

Rk	Name	Team	G	Total	Avg
1	POLLOCK Jonathan	GBR	6	9	1.5
2	van der LINDEN Gert Jan	NED	6	5	0.8
	OLIVAS Julio Cesar	MEX	5	4	0.8
	KORETOMO Keisuke	JPN	4	3	0.8
5	ADEPITAN Ade	GBR	6	4	0.7
	BAYE Philippe	FRA	6	4	0.7
	BERGLUND Gunnar	SWE	6	4	0.7
8	MIYAKE Katsumi	JPN	5	3	0.6
9	ANDERSON Patrick	CAN	6	3	0.5

2 players tied at 0.4

FREE THROWS % (3 attempts/game minimum)

Rk	Name	Team	G	M/A	%
1	ORTEGA Raul	MEX	5	14/16	87.5%
2	BAYE Philippe	FRA	6	52/68	76.5%
3	JANSENS Koen	NED	6	33/45	73.3%
4	KOEHLER Dirk	GER	6	19/27	70.4%
	OSHIMA Tomohiko	JPN	5	19/27	70.4%
6	SACHS Troy	AUS	6	41/60	68.3%
7	HAN Sa-Hyun	KOR	5	12/18	66.7%
8	ANDERSON Patrick	CAN	6	19/29	65.5%
9	OTTO Martin	GER	5	13/20	65.0%
10	ZAVALA Salvador	MEX	5	12/20	60.0%

FREE THROWS MADE

Rk	Name	Team	G	Total	Avg
1	BAYE Philippe	FRA	6	52	8.7
2	SACHS Troy	AUS	6	41	6.8
3	JANSENS Koen	NED	6	33	5.5
4	van der LINDEN Gert Jan	NED	6	25	4.2
5	OSHIMA Tomohiko	JPN	5	19	3.8
6	SCHULTE Paul	USA	6	20	3.3
7	ANDERSON Patrick	CAN	6	19	3.2
	KOEHLER Dirk	GER	6	19	3.2
9	BERGLUND Gunnar	SWE	6	18	3.0
10	ORTEGA Raul	MEX	5	14	2.8

Legend:

G : Games Played **M/A** : Made Attempts **%** : Shooting Percentage **Avg** : Average per Game
Off : Offensive Rebounds **Def** : Defensive Rebounds **Rk** : Rank

NOTE: Players eligible for statistics with attempts/games minimum, have to play at least 50% of all games

PLAYER RANKING AT CONCLUSION OF
DAY 6, OCTOBER 25, 2000

PRNWB00000158.00073 00102519:36V010

Match No: 47

AUS 17 vs 16 JPN

Start Time: 19:00

Attendance:

Referees: VLOG Theodorus (NED)
BHANIA Balwant (GBR)

BEHRE Christofer (SWE)

Scoring by 5 min intervals: **AUS**
JPN

FIRST HALF

2	8	12	17
8	8	10	16

Australia (AUS)

No.	Name	MIN	PTS	Field Goals		2 Points		3 Points		Free Throws		Rebounds			AS	ST	TO	BS	PF
				M/A	%	M/A	%	M/A	%	M/A	%	OR	DR	TOT					
* 4	ADAMS Julianne	14:10	2	1/3	33.3	1/3	33.3					1	1	2	1				
5	MOSELY Alison	11:49	4	2/10	20.0	2/10	20.0						3	3		1		1	
6	DUNN Mellissa																		
* 7	FARRELL Karen	07:24										1	1	2					
8	ROMEO Nadya	12:36										1	1	2					
* 9	TESCH Liesl	20:00	6	2/9	22.2	2/9	22.2			2/4	50.0	3	5	8	3	2	1		2
10	SLANN Sharon	05:50		0/1	0.0	0/1	0.0			0/2	0.0	1		1	2				
11	RITCHIE Donna	05:50											1	1		1			
* 12	CARTER Amanda	14:10	2	1/4	25.0	1/4	25.0						1	1	1		1	1	
13	O'NION Lisa																		
* 14	COGHLAN Paula	08:11	3	1/4	25.0	1/4	25.0			1/4	25.0	2		2			1		
15	WEBB Jane																		
Team Coach																			
TOTALS			17	7/31	22.6	7/31	22.6			3/10	30.0	9	13	22	7	3	4		3
Coach		CORR Peter																	
Assistant Coach		BEVERIDGE Rob YORK Tracy																	

Japan (JPN)

No.	Name	MIN	PTS	Field Goals		2 Points		3 Points		Free Throws		Rebounds			AS	ST	TO	BS	PF
				M/A	%	M/A	%	M/A	%	M/A	%	OR	DR	TOT					
4	TSUKAMOTO Kyoko	08:46		0/3	0.0	0/3	0.0						2	2					
5	YASHIMA Kyoko	01:05																	
* 6	UEMURA Chika	20:00	6	3/8	37.5	3/8	37.5			0/2	0.0	2	9	11	1	1	2		2
* 7	SAKO Junko	14:47		0/1	0.0	0/1	0.0					1	1	1	1		1		3
8	HORIKAWA Sayuri																		
* 9	TAKABAYASHI Mika	15:22	2	1/6	16.7	1/6	16.7					1	1	2			3		2
10	KAWAKAMI Rie																		
* 11	MASHIKO Megumi	20:00		0/2	0.0	0/2	0.0						1	1	1		1		1
12	TOMORI Hiromi																		
13	HIROMICHI Naoko																		
* 14	SOEDA Tomoe	15:52	8	4/5	80.0	4/5	80.0					1	1	2			2	1	2
15	MINAMIKAWA Sachiko	04:08															1		1
Team Coach																			
TOTALS			16	8/25	32.0	8/25	32.0			0/2	0.0	4	15	19	3	1	10	1	11
Coach		MIKAMI Shinji																	
Assistant Coach		SAKANO Haruo SAITO Nobuaki																	

	AUS	JPN
Points from Turnovers:	7	2
Biggest Lead:	5 (15-10)	6 (8-2)
Second Chance Points:	4	2
Lead Changes:	1	

	AUS	JPN
Points in the Paint:	12	12
Biggest Scoring Run:	13-2 (15-10)	6-0 (8-2)
Fast Break Points:	2	
Times Tied:	3	

Legend:

MIN : Minutes Played **M/A** : Made/Attempts **%** : Shooting Percentage **OR** : Offensive Rebounds
DR : Defensive Rebounds **TOT** : Total Rebounds **AS** : Assist **ST** : Steals
TO : Turnovers **BS** : Blocked Shots **PF** : Fouls **PTS** : Points
HF : Half of Time **OT** : Over Time * : Starting/Initial

PRNWB00000159.00069 00102520:25V010

Match No: 47

AUS 45 vs 33 JPN

Start Time: 19:00

Attendance: 5435

Referees: VLOG Theodoros (NED)
BHANIA Balwant (GBR)

BEHRE Christofer (SWE)

Scoring by 5 min intervals:	AUS	JPN	1.HF				2.HF			
			2	8	12	17	24	31	37	45
			8	8	10	16	18	22	26	33

Time	Score	Australia		Action	Japan		Time	Score	Australia		Action	Japan	
		Player	Score		Player	Score			Player	Score		Player	Score
FIRST HALF													
20:00		4 - ADAMS Julianne		Player IN			13:30		9 - TESCH Liesl		Steal		
20:00		7 - FARRELL Karen		Player IN			13:28				Turnover	6 - UEMURA Chika	
20:00		9 - TESCH Liesl		Player IN			13:11		5 - MOSELY Alison		2 Pt. Miss		
20:00		12 - CARTER Amanda		Player IN			13:04		9 - TESCH Liesl		Offens.Rebound		
20:00		14 - COGHLAN Paula		Player IN			12:55	4-8	5 - MOSELY Alison		2 Pt. in the paint		
20:00				Player IN	6 - UEMURA Chika		12:55		9 - TESCH Liesl		Assist		
20:00				Player IN	7 - SAKO Junko		12:36				2 Pt. Miss	7 - SAKO Junko	
20:00				Player IN	9 - TAKABAYASHI Mika		12:33				Offens.Rebound	6 - UEMURA Chika	
20:00				Player IN	11 - MASHIKO Megumi		12:33				2 Pt. Miss	6 - UEMURA Chika	
20:00				Player IN	14 - SOEDA Tomoe		12:31				Offens.Rebound	6 - UEMURA Chika	
19:38				Turnover	9 - TAKABAYASHI Mika		12:31		9 - TESCH Liesl (P1,T1)		Foul		
19:28		9 - TESCH Liesl		2 Pt. Miss			12:31		4 - ADAMS Julianne		Player OUT		
19:25				Defens.Rebound	6 - UEMURA Chika		12:31		12 - CARTER Amanda		Player OUT		
19:13				Turnover	14 - SOEDA Tomoe		12:31		10 - SLANN Sharon		Player IN		
18:48		14 - COGHLAN Paula		2 Pt. Miss			12:31		11 - RITCHIE Donna		Player IN		
18:44				Defens.Rebound	7 - SAKO Junko		12:31				Free Th. Miss	6 - UEMURA Chika	
18:19	0-2			2 Pt. in the paint	14 - SOEDA Tomoe		12:31				Free Th. Miss	6 - UEMURA Chika	
18:19				Assist	7 - SAKO Junko		12:31		11 - RITCHIE Donna		Defens.Rebound		
17:56	2-2	14 - COGHLAN Paula		2 Pt. in the paint			12:16	6-8	9 - TESCH Liesl		2 Pt. in the paint		
17:56		9 - TESCH Liesl		Assist			12:16		10 - SLANN Sharon		Assist		
17:40				2 Pt. Miss	9 - TAKABAYASHI Mika		12:01				2 Pt. Miss	6 - UEMURA Chika	
17:37		9 - TESCH Liesl		Defens.Rebound			12:00		9 - TESCH Liesl		Defens.Rebound		
17:21		12 - CARTER Amanda		2 Pt. Miss			11:52		9 - TESCH Liesl (P2,T2)		Offensive Foul		
17:18		14 - COGHLAN Paula		Offens.Rebound			11:52		9 - TESCH Liesl		Turnover		
17:07				Foul	7 - SAKO Junko (P1,T1)		11:52				Time Out	Japan	
17:07		14 - COGHLAN Paula		Free Th. Miss			11:37				2 Pt. Miss	9 - TAKABAYASHI Mika	
17:07		14 - COGHLAN Paula		Free Th. Miss			11:35		8 - ROMEO Nadya		Defens.Rebound		
16:55	2-4			2 Pt. in the paint	14 - SOEDA Tomoe		11:25		Australia		Fast Break		
16:55				Assist	11 - MASHIKO Megumi		11:19	8-8	5 - MOSELY Alison		2 Pt. in the paint		
16:48		7 - FARRELL Karen		Player OUT			11:19		9 - TESCH Liesl		Assist		
16:48		8 - ROMEO Nadya		Player IN			11:07				2 Pt. Miss	11 - MASHIKO Megumi	
16:35		4 - ADAMS Julianne		2 Pt. Miss			11:05		9 - TESCH Liesl		Defens.Rebound		
16:33		4 - ADAMS Julianne		Offens.Rebound			10:53				Foul	6 - UEMURA Chika (P1,T5)	
16:29				Foul	14 - SOEDA Tomoe (P1,T2)		10:42		5 - MOSELY Alison		2 Pt. Miss		
16:16		12 - CARTER Amanda		2 Pt. Miss			10:41				Defens.Rebound	6 - UEMURA Chika	
16:14		9 - TESCH Liesl		Offens.Rebound			10:34				Offensive Foul	7 - SAKO Junko (P2,T6)	
16:05		9 - TESCH Liesl		2 Pt. Miss			10:34				Turnover	7 - SAKO Junko	
16:03				Defens.Rebound	6 - UEMURA Chika		10:15				Steal	6 - UEMURA Chika	
15:52				2 Pt. Miss	9 - TAKABAYASHI Mika		10:13		11 - RITCHIE Donna		Turnover		
15:49				Offens.Rebound	9 - TAKABAYASHI Mika		10:05				Turnover	9 - TAKABAYASHI Mika	
15:48				2 Pt. Miss	9 - TAKABAYASHI Mika		9:44	10-8	9 - TESCH Liesl		2 Pt. in the paint		
15:38	2-6			2 Pt. in the paint	14 - SOEDA Tomoe		9:44		10 - SLANN Sharon		Assist		
15:38				Assist	6 - UEMURA Chika		9:14				Turnover	14 - SOEDA Tomoe	
15:23		14 - COGHLAN Paula		2 Pt. Miss			8:46				Foul	14 - SOEDA Tomoe (P2,T7)	
15:22				Defens.Rebound	11 - MASHIKO Megumi		8:46				Player OUT	7 - SAKO Junko	
15:11	2-8			2 Pt. in the paint	6 - UEMURA Chika		8:46				Player OUT	14 - SOEDA Tomoe	
14:53				Foul	9 - TAKABAYASHI Mika (P1,T3)		8:46				Player IN	15 - MINAMIKAWA Sachiko	
14:53		Australia		Time Out			8:46				Player IN	4 - TSUKAMOTO Kyoko	
14:53		14 - COGHLAN Paula		Player OUT			8:46		10 - SLANN Sharon		Free Th. Miss		
14:53		5 - MOSELY Alison		Player IN			8:46		10 - SLANN Sharon		Free Th. Miss		
14:32				Foul	9 - TAKABAYASHI Mika (P2,T4)		8:45		10 - SLANN Sharon		Offens.Rebound		
14:11		4 - ADAMS Julianne		2 Pt. Miss			8:43		10 - SLANN Sharon		2 Pt. Miss		
14:10				Defens.Rebound	6 - UEMURA Chika		8:41				Defens.Rebound	6 - UEMURA Chika	
13:57				2 Pt. Miss	14 - SOEDA Tomoe		8:30	10-10			2 Pt. MADE	9 - TAKABAYASHI Mika	
13:56		9 - TESCH Liesl		Defens.Rebound			8:11		5 - MOSELY Alison		2 Pt. Miss		
13:44		5 - MOSELY Alison		2 Pt. Miss			8:10				Defens.Rebound	6 - UEMURA Chika	
13:42				Defens.Rebound	6 - UEMURA Chika		8:02				Turnover	15 - MINAMIKAWA Sachiko	

Wheelchair Basketball

Time	Score	Australia	Action	Japan	Time	Score	Australia	Action	Japan
FIRST HALF					FIRST HALF				
7:52		9 - TESCH Liesl	2 Pt. Miss		1:05			Turnover	11 - MASHIKO Megumi
7:50			Defens.Rebound	6 - UEMURA Chika	1:05			Player OUT	7 - SAKO Junko
7:26			2 Pt. Miss	4 - TSUKAMOTO Kyoko	1:05			Player IN	5 - YASHIMA Kyoko
7:23		5 - MOSELY Alison	Defens.Rebound		1:05		5 - MOSELY Alison	Player OUT	
7:09		5 - MOSELY Alison	2 Pt. Miss		1:05		14 - COGHLAN Paula	Player IN	
7:07			Defens.Rebound	9 - TAKABAYASHI Mika	0:45		14 - COGHLAN Paula	2 Pt. Miss	
6:46		11 - RITCHIE Donna	Steal		0:44		14 - COGHLAN Paula	Offens.Rebound	
6:44			Turnover	6 - UEMURA Chika	0:39			Foul	6 - UEMURA Chika (P2,T11)
6:41		5 - MOSELY Alison (P1,T3)	Offensive Foul		0:39	17-14	14 - COGHLAN Paula	Free Th. MADE	
6:41		5 - MOSELY Alison	Turnover		0:39		14 - COGHLAN Paula	Free Th. Miss	
6:41		8 - ROMEO Nadya	Player OUT		0:24	17-16		2 Pt. in the paint	14 - SOEDA Tomoe
6:41		10 - SLANN Sharon	Player OUT		0:10		Australia	Time Out	
6:41		11 - RITCHIE Donna	Player OUT		0:10		14 - COGHLAN Paula	Player OUT	
6:41		4 - ADAMS Julianne	Player IN		0:10		5 - MOSELY Alison	Player IN	
6:41		7 - FARRELL Karen	Player IN		0:05		9 - TESCH Liesl	2 Pt. Miss	
6:41		12 - CARTER Amanda	Player IN		0:03		8 - ROMEO Nadya	Offens.Rebound	
6:29			2 Pt. Miss	4 - TSUKAMOTO Kyoko	0:00		5 - MOSELY Alison	2 Pt. Miss	
6:27		7 - FARRELL Karen	Defens.Rebound		0:00			Block Shot	14 - SOEDA Tomoe
6:10		9 - TESCH Liesl	2 Pt. Miss		SECOND HALF				
6:09			Defens.Rebound	6 - UEMURA Chika	20:00		9 - TESCH Liesl	Player IN	
5:52			2 Pt. Miss	6 - UEMURA Chika	20:00		13 - O'NION Lisa	Player IN	
5:50		5 - MOSELY Alison	Defens.Rebound		20:00		12 - CARTER Amanda	Player IN	
5:38		5 - MOSELY Alison	2 Pt. Miss		20:00		15 - WEBB Jane	Player IN	
5:35			Defens.Rebound	4 - TSUKAMOTO Kyoko	20:00		11 - RITCHIE Donna	Player IN	
5:26		9 - TESCH Liesl	Steal		20:00			Player IN	4 - TSUKAMOTO Kyoko
5:24			Turnover	9 - TAKABAYASHI Mika	20:00			Player IN	6 - UEMURA Chika
5:15	12-10	12 - CARTER Amanda	2 Pt. in the paint		20:00			Player IN	14 - SOEDA Tomoe
5:15		4 - ADAMS Julianne	Assist		20:00			Player IN	15 - MINAMIKAWA Sachiko
4:45			2 Pt. Miss	9 - TAKABAYASHI Mika	20:00			Player IN	9 - TAKABAYASHI Mika
4:42		9 - TESCH Liesl	Defens.Rebound		19:48			Turnover	4 - TSUKAMOTO Kyoko
4:38			Foul	15 - MINAMIKAWA Sachiko (P1,T8)	19:34	19-16	9 - TESCH Liesl	2 Pt. in the paint	
4:38			Time Out	Japan	19:14			2 Pt. Miss	6 - UEMURA Chika
4:38		5 - MOSELY Alison	Player OUT		19:14			Offens.Rebound	15 - MINAMIKAWA Sachiko
4:38		14 - COGHLAN Paula	Player IN		19:14			Turnover	15 - MINAMIKAWA Sachiko
4:38			Player OUT	9 - TAKABAYASHI Mika	18:52			2 Pt. Miss	
4:38			Player OUT	15 - MINAMIKAWA Sachiko	18:49			Defens.Rebound	4 - TSUKAMOTO Kyoko
4:38			Player IN	7 - SAKO Junko	18:37			2 Pt. Miss	6 - UEMURA Chika
4:38			Player IN	14 - SOEDA Tomoe	18:35			Defens.Rebound	
4:38		9 - TESCH Liesl	Free Th. Miss		18:11			Foul	4 - TSUKAMOTO Kyoko (P1,T1)
4:38	13-10	9 - TESCH Liesl	Free Th. MADE		17:46			Foul	15 - MINAMIKAWA Sachiko (P2,T2)
4:28			2 Pt. Miss	6 - UEMURA Chika	17:46	20-16	12 - CARTER Amanda	Free Th. Miss	
4:25			Offens.Rebound	14 - SOEDA Tomoe	17:46		12 - CARTER Amanda	Free Th. MADE	
4:19			2 Pt. Miss	6 - UEMURA Chika	17:27			2 Pt. Miss	14 - SOEDA Tomoe
4:16		12 - CARTER Amanda	Defens.Rebound		17:27			Block Shot	
3:58	15-10	4 - ADAMS Julianne	2 Pt. MADE		17:18			2 Pt. Miss	4 - TSUKAMOTO Kyoko
3:58		12 - CARTER Amanda	Assist		17:15		9 - TESCH Liesl	Defens.Rebound	
3:26			2 Pt. Miss	11 - MASHIKO Megumi	16:51		9 - TESCH Liesl	2 Pt. Miss	
3:23		4 - ADAMS Julianne	Defens.Rebound		16:49		9 - TESCH Liesl	Offens.Rebound	
3:14		14 - COGHLAN Paula	Turnover		16:30	22-16	11 - RITCHIE Donna	2 Pt. MADE	
2:57	15-12		2 Pt. MADE	6 - UEMURA Chika	16:30		9 - TESCH Liesl	Assist	
2:40		9 - TESCH Liesl	2 Pt. Miss		16:04			2 Pt. Miss	6 - UEMURA Chika
2:37		7 - FARRELL Karen	Offens.Rebound		15:43			Foul	4 - TSUKAMOTO Kyoko (P2,T3)
2:29			Foul	7 - SAKO Junko (P3,T9)	15:43			Player OUT	15 - MINAMIKAWA Sachiko
2:29		7 - FARRELL Karen	Player OUT		15:43			Player IN	11 - MASHIKO Megumi
2:29		8 - ROMEO Nadya	Player IN		15:43			Player OUT	4 - TSUKAMOTO Kyoko
2:29		14 - COGHLAN Paula	Player OUT		15:43			Player IN	7 - SAKO Junko
2:29		5 - MOSELY Alison	Player IN		15:43	23-16	9 - TESCH Liesl	Free Th. MADE	
2:29	16-12	9 - TESCH Liesl	Free Th. MADE		15:43	24-16	9 - TESCH Liesl	Free Th. MADE	
2:29		9 - TESCH Liesl	Free Th. Miss		15:29	24-18		2 Pt. in the paint	6 - UEMURA Chika
2:17	16-14		2 Pt. in the paint	6 - UEMURA Chika	15:06			Turnover	
1:51		9 - TESCH Liesl	2 Pt. Miss		14:54		15 - WEBB Jane	Turnover	14 - SOEDA Tomoe
1:48			Defens.Rebound	4 - TSUKAMOTO Kyoko	14:41			Turnover	
1:39			2 Pt. Miss	4 - TSUKAMOTO Kyoko	14:29			2 Pt. Miss	6 - UEMURA Chika
1:38		5 - MOSELY Alison	Defens.Rebound		14:26		9 - TESCH Liesl	Defens.Rebound	
1:17		12 - CARTER Amanda	2 Pt. Miss		14:21			Foul	7 - SAKO Junko (P4,T4)
1:15		9 - TESCH Liesl	Offens.Rebound		14:10			2 Pt. Miss	
1:11		5 - MOSELY Alison	2 Pt. Miss		14:09			Offens.Rebound	
1:09			Defens.Rebound	14 - SOEDA Tomoe	14:06			2 Pt. Miss	
1:05			Offensive Foul	11 - MASHIKO Megumi (P1,T10)	14:04			Block Shot	6 - UEMURA Chika

Wheelchair Basketball

Wheelchair Basketball

Wheelchair Basketball

Wheelchair Basketball

Time	Score	Australia	Action	Japan	Time	Score	Australia	Action	Japan
SECOND HALF					SECOND HALF				
14:03			Defens.Rebound	6 - UEMURA Chika	6:10		5 - MOSELY Alison	2 Pt. Miss	
13:45	24-20		2 Pt. MADE	14 - SOEDA Tomoe	6:07			Defens.Rebound	6 - UEMURA Chika
13:45			Assist	6 - UEMURA Chika	6:02			2 Pt. Miss	9 - TAKABAYASHI Mika
13:12	26-20	9 - TESCH Liesl	2 Pt. in the paint		6:00		5 - MOSELY Alison	Defens.Rebound	
13:12		15 - WEBB Jane	Assist		5:43	37-26	5 - MOSELY Alison	2 Pt. in the paint	
12:53			Player OUT	7 - SAKO Junko	5:43		9 - TESCH Liesl	Assist	
12:53			Player IN	5 - YASHIMA Kyoko	5:31		5 - MOSELY Alison (P3,T3)	Foul	
12:44	26-22		2 Pt. in the paint	14 - SOEDA Tomoe	5:31			Player OUT	10 - KAWAKAMI Rie
12:44			Assist	6 - UEMURA Chika	5:31			Player IN	7 - SAKO Junko
12:25		9 - TESCH Liesl (P3,T1)	Offensive Foul		5:22			Turnover	11 - MASHIKO Megumi
12:25		9 - TESCH Liesl	Turnover		5:19			Foul	11 - MASHIKO Megumi (P2,T7)
12:14			2 Pt. Miss	14 - SOEDA Tomoe	5:14			Foul	11 - MASHIKO Megumi (P3,T8)
12:10		12 - CARTER Amanda	Defens.Rebound		5:14		5 - MOSELY Alison	Free Th. Miss	
11:57		11 - RITCHIE Donna	2 Pt. Miss		5:14		5 - MOSELY Alison	Free Th. Miss	
11:56		9 - TESCH Liesl	Offens.Rebound		5:11			Defens.Rebound	11 - MASHIKO Megumi
11:56			Foul	9 - TAKABAYASHI Mika (P3,T5)	5:04			Turnover	9 - TAKABAYASHI Mika
11:56		11 - RITCHIE Donna	Player OUT		4:40	39-26	4 - ADAMS Julianne	2 Pt. MADE	
11:56		13 - O'NION Lisa	Player OUT		4:40		9 - TESCH Liesl	Assist	
11:56		15 - WEBB Jane	Player OUT		4:40			Time Out	Japan
11:56		4 - ADAMS Julianne	Player IN		4:20			2 Pt. Miss	9 - TAKABAYASHI Mika
11:56		5 - MOSELY Alison	Player IN		4:18		5 - MOSELY Alison	Defens.Rebound	
11:56		8 - ROMEO Nadya	Player IN		3:53		12 - CARTER Amanda	2 Pt. Miss	
11:56		9 - TESCH Liesl	Free Th. Miss		3:53			Defens.Rebound	6 - UEMURA Chika
11:56	27-22	9 - TESCH Liesl	Free Th. MADE		3:42	39-28		2 Pt. in the paint	14 - SOEDA Tomoe
11:42		5 - MOSELY Alison (P2,T2)	Foul		3:42			Assist	11 - MASHIKO Megumi
11:42			Free Th. Miss	9 - TAKABAYASHI Mika	3:17	41-28	9 - TESCH Liesl	2 Pt. in the paint	
11:42			Free Th. Miss	9 - TAKABAYASHI Mika	3:17		8 - ROMEO Nadya	Assist	
11:33	29-22	5 - MOSELY Alison	2 Pt. in the paint		3:03	41-30		2 Pt. in the paint	6 - UEMURA Chika
11:33		9 - TESCH Liesl	Assist		3:03			Assist	14 - SOEDA Tomoe
11:18			Turnover	14 - SOEDA Tomoe	2:51			Foul	9 - TAKABAYASHI Mika (P4,T9)
11:09	31-22	12 - CARTER Amanda	2 Pt. in the paint		2:51	42-30	9 - TESCH Liesl	Free Th. MADE	
10:56			2 Pt. Miss	14 - SOEDA Tomoe	2:51		9 - TESCH Liesl	Free Th. Miss	
10:54		5 - MOSELY Alison	Defens.Rebound		2:49		5 - MOSELY Alison	Offens.Rebound	
10:39		5 - MOSELY Alison	2 Pt. Miss		2:49		5 - MOSELY Alison	2 Pt. Miss	
10:37			Defens.Rebound	6 - UEMURA Chika	2:46		5 - MOSELY Alison	Offens.Rebound	
10:12			3 Pt. Miss	9 - TAKABAYASHI Mika	2:46	44-30	5 - MOSELY Alison	Tap MADE	
10:11			Time Out	Japan	2:30			3 Pt. Miss	9 - TAKABAYASHI Mika
9:45		9 - TESCH Liesl	2 Pt. Miss		2:05		5 - MOSELY Alison	2 Pt. Miss	
9:44			Defens.Rebound	6 - UEMURA Chika	2:03		5 - MOSELY Alison	Offens.Rebound	
9:16	31-24		2 Pt. in the paint	6 - UEMURA Chika	2:00		5 - MOSELY Alison	2 Pt. Miss	
9:16			Assist	9 - TAKABAYASHI Mika	1:59			Defens.Rebound	6 - UEMURA Chika
8:44		12 - CARTER Amanda	2 Pt. Miss		1:49			3 Pt. Miss	9 - TAKABAYASHI Mika
8:42		12 - CARTER Amanda	Offens.Rebound		1:15		9 - TESCH Liesl	2 Pt. Miss	
8:29	33-24	5 - MOSELY Alison	2 Pt. in the paint		1:14			Defens.Rebound	6 - UEMURA Chika
8:29		9 - TESCH Liesl	Assist		1:10			Turnover	6 - UEMURA Chika
8:12	33-26		2 Pt. in the paint	6 - UEMURA Chika	1:08		9 - TESCH Liesl	Steal	
7:51	35-26	12 - CARTER Amanda	2 Pt. in the paint		1:06		5 - MOSELY Alison	Turnover	
7:51		9 - TESCH Liesl	Assist		0:57	44-33		3 Pt. MADE	11 - MASHIKO Megumi
7:49			Player OUT	5 - YASHIMA Kyoko	0:40		5 - MOSELY Alison	2 Pt. Miss	
7:49			Player IN	10 - KAWAKAMI Rie	0:37		12 - CARTER Amanda	Offens.Rebound	
7:37			Turnover	6 - UEMURA Chika	0:36		9 - TESCH Liesl	2 Pt. Miss	
7:16		5 - MOSELY Alison	2 Pt. Miss		0:35			Defens.Rebound	6 - UEMURA Chika
7:13			Defens.Rebound	6 - UEMURA Chika	0:23			2 Pt. Miss	7 - SAKO Junko
7:07			Offensive Foul	14 - SOEDA Tomoe (P3,T6)	0:21		12 - CARTER Amanda	Defens.Rebound	
7:07			Turnover	14 - SOEDA Tomoe	0:12			Foul	11 - MASHIKO Megumi (P4,T10)
7:07			Time Out	Japan	0:12		9 - TESCH Liesl	Free Th. Miss	
6:53		8 - ROMEO Nadya	2 Pt. Miss		0:12		9 - TESCH Liesl	Free Th. Miss	
6:51			Defens.Rebound	6 - UEMURA Chika	0:11		12 - CARTER Amanda	Offens.Rebound	
6:33			2 Pt. Miss	9 - TAKABAYASHI Mika	0:03			Foul	14 - SOEDA Tomoe (P4,T11)
6:30		9 - TESCH Liesl	Defens.Rebound		0:03		12 - CARTER Amanda	Free Th. Miss	
6:21		9 - TESCH Liesl	2 Pt. Miss		0:03	45-33	12 - CARTER Amanda	Free Th. MADE	
6:20		9 - TESCH Liesl	Offens.Rebound		0:00			END OF PERIOD	

Wheelchair Basketball

Wheelchair Basketball

Wheelchair Basketball

Wheelchair Basketball

PRNWB0000015A.00073 00102520:24V020

Match No: 47

AUS 45 vs 33 JPN

Start Time: 19:00

Attendance: 5435

Referees: VLOG Theodorus (NED)
BHANIA Balwant (GBR)

BEHRE Christofer (SWE)

Scoring by 5 min intervals: **AUS**
JPN

1.HF				2.HF			
2	8	12	17	24	31	37	45
8	8	10	16	18	22	26	33

Australia (AUS)

No.	Name	MIN	PTS	Field Goals		2 Points		3 Points		Free Throws		Rebounds			AS	ST	TO	BS	PF
				M/A	%	M/A	%	M/A	%	M/A	%	OR	DR	TOT					
* 4	ADAMS Julianne	26:06	4	2/4	50.0	2/4	50.0					1	1	2	1				
5	MOSELY Alison	23:45	12	6/21	28.6	6/21	28.6			0/2	0.0	3	6	9		2		3	
6	DUNN Mellissa																		
* 7	FARRELL Karen	07:24										1	1	2					
8	ROMEO Nadya	24:32		0/1	0.0	0/1	0.0					1	1	2	1				
* 9	TESCH Liesl	40:00	16	5/18	27.8	5/18	27.8			6/12	50.0	6	8	14	9	3	2		3
10	SLANN Sharon	05:50		0/1	0.0	0/1	0.0			0/2	0.0	1		1	2				
11	RITCHIE Donna	13:54	2	1/2	50.0	1/2	50.0					1	1	1		1	1		1
* 12	CARTER Amanda	34:10	8	3/9	33.3	3/9	33.3			2/4	50.0	3	4	7	1				
13	O'NION Lisa	08:04		0/1	0.0	0/1	0.0					1		1			1		
* 14	COGHLAN Paula	08:11	3	1/4	25.0	1/4	25.0			1/4	25.0	2		2			1		
15	WEBB Jane	08:04													1		1		
Team Coach																			
TOTALS		45	18/61	29.5	18/61	29.5			9/24	37.5	19	22	41	15	4	8	1	6	
Coach	CORR Peter																		
Assistant Coach	BEVERIDGE Rob	YORK Tracy																	

Japan (JPN)

No.	Name	MIN	PTS	Field Goals		2 Points		3 Points		Free Throws		Rebounds			AS	ST	TO	BS	PF
				M/A	%	M/A	%	M/A	%	M/A	%	OR	DR	TOT					
4	TSUKAMOTO Kyoko	13:03		0/4	0.0	0/4	0.0						3	3		1		2	
5	YASHIMA Kyoko	06:09																	
* 6	UEMURA Chika	40:00	14	7/16	43.8	7/16	43.8			0/2	0.0	2	19	21	3	1	4	1	2
* 7	SAKO Junko	23:08		0/2	0.0	0/2	0.0					1	1	1	1		1		4
8	HORIKAWA Sayuri																		
* 9	TAKABAYASHI Mika	35:22	2	1/12	8.3	1/9	11.1	0/3	0.0	0/2	0.0	1	1	2	1		4		4
10	KAWAKAMI Rie	02:18																	
* 11	MASHIKO Megumi	35:43	3	1/3	33.3	0/2	0.0	1/1	100.0			2	2	2	2		2		4
12	TOMORI Hiromi																		
13	HIROMICHI Naoko																		
* 14	SOEDA Tomoe	35:52	14	7/11	63.6	7/11	63.6					1	1	2	1		5	1	4
15	MINAMIKAWA Sachiko	08:25										1		1			2		2
Team Coach																			
TOTALS		33	16/48	33.3	15/44	34.1	1/4	25.0	0/4	0.0	5	27	32	8	1	19	2	22	
Coach	MIKAMI Shinji																		
Assistant Coach	SAKANO Haruo	SAITO Nobuaki																	

	AUS	JPN
Points from Turnovers:	13	5
Biggest Lead:	14 (44-30)	6 (8-2)
Second Chance Points:	12	2
Lead Changes:	1	

	AUS	JPN
Points in the Paint:	30	24
Biggest Scoring Run:	13-2 (15-10)	6-0 (8-2)
Fast Break Points:	2	
Times Tied:	3	

Legend:

MIN : Minutes Played **M/A** : Made/Attempts **%** : Shooting Percentage **OR** : Offensive Rebounds
DR : Defensive Rebounds **TOT** : Total Rebounds **AS** : Assist **ST** : Steals
TO : Turnovers **BS** : Blocked Shots **PF** : Fouls **PTS** : Points
HF : Half of Time **OT** : Over Time * : Starting/Initial

PRNWB0000015B.00076B 00102520:26V010

Preliminary Group A					
Rank		AUS	NED	USA	GBR
1	AUS		38-26	44-36	43-12
2	NED	26-38		45-26	34-21
3	USA	36-44	26-45		58-30
4	GBR	12-43	21-34	30-58	

MATCHES			POINTS		Class.
PLAY	WON	LOST	FOR	AGST	Points
3	3	0	125	74	6
3	2	1	105	85	5
3	1	2	120	119	4
3	0	3	63	135	3

Preliminary Group B					
Rank		CAN	JPN	MEX	GER
1	CAN		49-32	60-28	36-26
2	JPN	32-49		57-41	62-52
3	MEX	28-60	41-57		45-44
4	GER	26-36	52-62	44-45	

MATCHES			POINTS		Class.
PLAY	WON	LOST	FOR	AGST	Points
3	3	0	145	86	6
3	2	1	151	142	5
3	1	2	114	161	4
3	0	3	122	143	3

Classification

Phase	Teams	Result
Semifinals 1 - 4	AUS vs JPN	45-33
Semifinals 1 - 4	CAN vs NED	25-0ct
Semifinals 5 - 8	USA vs GER	26-0ct
Semifinals 5 - 8	MEX vs GBR	26-0ct
Final 1 - 2	AUS	27-0ct
Final 3 - 4	JPN	27-0ct
Final 5 - 6		27-0ct
Final 7 - 8		27-0ct

Final Standings

Medal	Rank	Team
-------	------	------

PRNWB0000015C.00084A 00102520:26V020

Australia (AUS)

After 4 Matches

No.	Name	G	MIN	MPG	PTS	PPG	Field Goals		2 Points		3 Points		Free Throws		Rebounds			AS	ST	TO	BS	PF
							M/A	%	M/A	%	M/A	%	M/A	%	OR	DR	TOT					
4	ADAMS Julianne	4	106:06	26:31	16	4.0	8/19	42.1	8/18	44.4	0/1	0.0	0/2	0.0	4	4	8	10	1	2		6
5	MOSELY Alison	4	87:26	21:51	33	8.3	15/52	28.8	15/52	28.8			3/7	42.9	6	17	23	5	5	8	4	7
6	DUNN Melissa	3	16:30	5:30	8	2.7	2/7	28.6	2/7	28.6			4/4	100.0	2	4	6			4		1
7	FARRELL Karen	4	52:52	13:13	1	0.3	0/1	0.0	0/1	0.0			1/2	50.0	3	1	4					4
8	ROMEO Nadya	4	70:45	17:41			0/2	0.0	0/2	0.0					1	5	6	1	1			6
9	TESCH Liesl	4	142:36	35:39	53	13.3	18/58	31.0	18/55	32.7	0/3	0.0	17/28	60.7	13	37	50	21	8	12	3	10
10	SLANN Sharon	4	39:23	9:50	7	1.8	3/10	30.0	3/10	30.0			1/4	25.0	3	4	7	5		1		1
11	RITCHIE Donna	4	53:26	13:21	4	1.0	2/6	33.3	2/6	33.3					1	5	6		2	1	1	
12	CARTER Amanda	4	129:12	32:18	37	9.3	17/43	39.5	17/43	39.5			3/9	33.3	8	11	19	7	2	3		2
13	O'NION Lisa	4	30:02	7:30	2	0.5	1/6	16.7	1/6	16.7					1		1		2	4		2
14	COGHLAN Paula	4	34:16	8:34	7	1.8	3/17	17.6	3/17	17.6			1/4	25.0	4	7	11	1		3		2
15	WEBB Jane	4	37:26	9:21	2	0.5	1/6	16.7	1/6	16.7					3	5	8	6		2	1	1
Team/Coach																						
TOTALS					170	42.5	70/227	30.8	70/223	31.4	0/4	0.0	30/60	50.0	49	100	149	56	21	40	9	42
OPPONENTS					107	26.8	47/190	24.7	44/177	24.9	3/13	23.1	10/30	33.3	33	99	132	21	7	75	10	73

AVERAGES PER GAME

	AUS	OPPONENTS
Points from Turnovers	59	18
Points in the Paint	88	50
Second Chance Points	30	6
Fast Break Points	10	2

	AUS	OPPONENTS
Total Field Goals Made	17.5	11.8
2 Points Field Goals Made	17.5	11.0
3 Points Field Goals Made	0.0	0.8
Free Throws Made	7.5	2.5
Offensive Rebounds	12.3	8.3
Deffensive Rebounds	25.0	24.8
Total Rebounds	37.3	33.0
Assists	14.0	5.3
Steals	5.3	1.8
Turnovers	10.0	18.8
Blocked Shots	2.3	2.5
Fouls	10.5	18.3
Points from Turnovers	14.8	4.5
Points in the Paint	22.0	12.5
Second Chance Points	7.5	1.5
Fast Break Points	2.5	0.5

Legend:

G : Games Played	MIN : Minutes Played	MPG : Minutes Played per Game	PTS : Points
PPG : Points per Game	M/A : Made/Attempts	% : Shooting Percentage	OR : Offensive Rebounds
DR : Defensive Rebounds	TOT : Total Rebounds	AS : Assists	ST : Steals
TO : Turnovers	BS : Blocked Shots	PF : Fouls	

PRNWB0000015D.00084A 00102520:27V030

Japan (JPN)

After 4 Matches

No.	Name	G	MIN	MPG	PTS	PPG	Field Goals		2 Points		3 Points		Free Throws		Rebounds			AS	ST	TO	BS	PF
							M/A	%	M/A	%	M/A	%	M/A	%	OR	DR	TOT					
4	TSUKAMOTO Kyoko	4	50:48	12:42	6	1.5	3/11	27.3	3/11	27.3			0/4	0.0	1	6	7	4		6		7
5	YASHIMA Kyoko	4	22:51	5:42	2	0.5	1/2	50.0	1/2	50.0						1	1		1	2		7
6	UEMURA Chika	4	156:29	39:07	62	15.5	26/63	41.3	26/63	41.3			10/25	40.0	14	65	79	4	4	14	2	10
7	SAKO Junko	4	71:08	17:47	2	0.5	1/6	16.7	1/6	16.7						2	2	2		2		7
8	HORIKAWA Sayuri	2	18:49	9:24			0/1	0.0	0/1	0.0						3	3			1		2
9	TAKABAYASHI Mika	4	130:40	32:40	31	7.8	13/40	32.5	13/36	36.1	0/4	0.0	5/13	38.5	4	15	19	18	4	19	1	9
10	KAWAKAMI Rie	4	29:04	7:16			0/1	0.0	0/1	0.0										1		5
11	MASHIKO Megumi	4	134:16	33:34	25	6.3	11/24	45.8	10/23	43.5	1/1	100.0	2/9	22.2	1	15	16	8	2	9	1	13
12	TOMORI Hiromi	2	9:17	4:38	2	1.0							2/4	50.0						3		2
13	HIROMICHI Naoko	1	5:14	5:14	2	2.0	1/2	50.0	1/2	50.0						2	2			1		1
14	SOEDA Tomoe	4	134:16	33:34	43	10.8	20/37	54.1	20/37	54.1			3/10	30.0	7	7	14	8	1	16	2	13
15	MINAMIKAWA Sachiko	4	37:08	9:17	9	2.3	1/7	14.3	1/7	14.3			7/16	43.8	1		1	1		5		4
Team/Coach																						
TOTALS					184	46.0	77/194	39.7	76/189	40.2	1/5	20.0	29/81	35.8	28	116	144	45	12	79	6	80
OPPONENTS					187	46.8	79/259	30.5	77/243	31.7	2/16	12.5	27/61	44.3	53	90	143	49	20	50	1	77

	JPN	OPPONENTS
Points from Turnovers	36	58
Points in the Paint	108	92
Second Chance Points	25	27
Fast Break Points	28	22

AVERAGES PER GAME

	JPN	OPPONENTS
Total Field Goals Made	19.3	19.8
2 Points Field Goals Made	19.0	19.3
3 Points Field Goals Made	0.3	0.5
Free Throws Made	7.3	6.8
Offensive Rebounds	7.0	13.3
Deffensive Rebounds	29.0	22.5
Total Rebounds	36.0	35.8
Assists	11.3	12.3
Steals	3.0	5.0
Turnovers	19.8	12.5
Blocked Shots	1.5	0.3
Fouls	20.0	19.3
Points from Turnovers	9.0	14.5
Points in the Paint	27.0	23.0
Second Chance Points	6.3	6.8
Fast Break Points	7.0	5.5

Legend:

G : Games Played	MIN : Minutes Played	MPG : Minutes Played per Game	PTS : Points
PPG : Points per Game	M/A : Made/Attempts	% : Shooting Percentage	OR : Offensive Rebounds
DR : Defensive Rebounds	TOT : Total Rebounds	AS : Assists	ST : Steals
TO : Turnovers	BS : Blocked Shots	PF : Fouls	

PRNWB0000015E.00076A 00102622:43V010

Preliminary Group A								MATCHES			POINTS		Class.
Rank		CAN	USA	GBR	GER	MEX	RSA	PLAY	WON	LOST	FOR	AGST	Points
1	CAN		58-45	55-50	68-43	61-33	85-25	5	5	0	327	196	10
2	USA	45-58		74-65	58-46	60-44	97-25	5	4	1	334	238	9
3	GBR	50-55	65-74		61-43	70-58	83-32	5	3	2	329	262	8
4	GER	43-68	46-58	43-61		69-56	113-27	5	2	3	314	270	7
5	MEX	33-61	44-60	58-70	56-69		83-34	5	1	4	274	294	6
6	RSA	25-85	25-97	32-83	27-113	34-83		5	0	5	143	461	5

Preliminary Group B								MATCHES			POINTS		Class.
Rank		NED	FRA	AUS	SWE	JPN	KOR	PLAY	WON	LOST	FOR	AGST	Points
1	NED		76-51	48-47	62-45	62-52	83-48	5	5	0	331	243	10
2	FRA	51-76		63-54	51-50	67-44	65-48	5	4	1	297	272	9
3	AUS	47-48	54-63		69-54	64-36	77-33	5	3	2	311	234	8
4	SWE	45-62	50-51	54-69		60-43	57-55	5	2	3	266	280	7
5	JPN	52-62	44-67	36-64	43-60		64-43	5	1	4	239	296	6
6	KOR	48-83	48-65	33-77	55-57	43-64		5	0	5	227	346	5

AUSTRALIA AUS — UNITED STATE
UNITED STATES USA 62-54

NETHERLANDS
62-63

GERMANY GER — NETHERLANDS
NETHERLANDS NED 72-66

1st-2nd Place
28-Oct 21:30
#66

GREAT BRITAIN GBR — GREAT BRITAIN
FRANCE FRA 56-67

CANADA
66-51

SWEDEN SWE — CANADA
CANADA CAN — 73-39

3rd-4th Place
UNITED STATES USA — 28-Oct 19:30
GREAT BRITAIN GBR — #65

5th-8th Place
GERMANY GER — 27-Oct 11:30

AUSTRALIA AUS #56 5th-6th Place
28-Oct 16:30
#64

5th-8th Place
FRANCE FRA — 27-Oct 9:30
SWEDEN SWE #55

7th-8th Place
Loser of #56 — 28-Oct 14:30
Loser of #55 #63

9th-12th Place
KOREA KOR — MEXICO
MEXICO MEX — 70-56 9th-10th Place
28-Oct 11:30
#62

9th-12th Place
SOUTH AFRICA RSA — JAPAN
JAPAN JPN — 81-29

11th-12th Place
KOREA KOR — 28-Oct 9:30
SOUTH AFRICA RSA — #61

PRNWB0000015F.00073 00102521:42V010

Match No: 48

CAN 17 vs 19 NED

Start Time: 21:00

Attendance:

Referees: GONZALES Anthony (USA)
JUNGSMANN Hans-Dieter (GER)

CHUNG Hak Mo (KOR)

FIRST HALF

Scoring by 5 min intervals: **CAN**
NED

2	2	8	17
4	8	13	19

Canada (CAN)

No.	Name	MIN	PTS	Field Goals		2 Points		3 Points		Free Throws		Rebounds			AS	ST	TO	BS	PF
				M/A	%	M/A	%	M/A	%	M/A	%	OR	DR	TOT					
* 4	KREMPIEN Jennifer	09:55											1	1			1		
5	ABBOTT Marni	08:19											1	1					
* 6	OHAMA Kendra	15:00	2	1/3	33.3	1/3	33.3						1	1	2		1		1
7	PETERS Marnie																		
* 8	DEL COLLE Renee	08:54	4	1/2	50.0	1/2	50.0			2/4	50.0	1		1			1		
* 9	BENOIT Chantal	13:14	5	2/7	28.6	2/5	40.0	0/2	0.0	1/4	25.0		1	1	1	1			1
10	STILWELL Michelle																		
11	PETTINICCHI Sabrina	06:46										1		1					1
12	FERGUSON Tracey	11:46		0/8	0.0	0/8	0.0									1	1		
13	RADKE Lori	11:06	4	2/3	66.7	2/3	66.7					1	1	2			1		1
* 14	KUTROWSKI Linda	15:00	2	1/1	100.0	1/1	100.0								3	1			
15	KELLY Jo																		
Team Coach																			
TOTALS			17	7/24	29.2	7/22	31.8	0/2	0.0	3/8	37.5	3	5	8	6	3	5		5
Coach	FRICK Tim																		
Assistant Coach	BURLEIGH Jo-Anne MASH-HADLOW Charlene																		

Netherlands (NED)

No.	Name	MIN	PTS	Field Goals		2 Points		3 Points		Free Throws		Rebounds			AS	ST	TO	BS	PF
				M/A	%	M/A	%	M/A	%	M/A	%	OR	DR	TOT					
* 4	JANSEN Jennette	14:17	5	2/4	50.0	2/4	50.0			1/1	100.0	1	1	2	1		3		2
5	GRIFFIOEN Jiske																		
* 6	IBRAHIMI Achoucha	20:00		0/2	0.0	0/2	0.0									4			4
7	SANDERS Erna																		
8	TIGGELMAN Inge	05:43	4	2/5	40.0	2/4	50.0	0/1	0.0	0/1	0.0				1				3
* 9	van der LAAN Guda	20:00	6	2/3	66.7	2/3	66.7			2/2	100.0		1	1			2		2
10	MOS Jose	05:43	2	1/1	100.0	1/1	100.0										2		
* 11	KORVER Cher	14:17		0/1	0.0	0/1	0.0					1		1	1		2		1
12	WEVERS Miranda																		
* 13	van VEGGEL Jeanine	20:00	2	1/4	25.0	1/4	25.0					2	8	10	1	1	1		
14	GARNIER Petra																		
15	van LEEUWEN Evelyn																		
Team Coach																			
TOTALS			19	8/20	40.0	8/19	42.1	0/1	0.0	3/4	75.0	4	10	14	4	1	14		12
Coach	KLERKS Ben																		
Assistant Coach	MAKKENZE Henk SCHEPERS Simone																		

	CAN	NED
Points from Turnovers:	7	4
Biggest Lead:	2 (2-0)	7 (15-8)
Second Chance Points:	2	2
Lead Changes:	1	

	CAN	NED
Points in the Paint:	12	6
Biggest Scoring Run:	5-0 (17-19)	8-0 (8-2)
Fast Break Points:		
Times Tied:	1	

Legend:

MIN : Minutes Played **M/A** : Made/Attempts **%** : Shooting Percentage **OR** : Offensive Rebounds
DR : Defensive Rebounds **TOT** : Total Rebounds **AS** : Assist **ST** : Steals
TO : Turnovers **BS** : Blocked Shots **PF** : Fouls **PTS** : Points
HF : Half of Time **OT** : Over Time * : Starting/Initial

PRNWB00000160.00069 00102522:35V010

Match No: 48

CAN 42 vs 23 NED

Start Time: 21:00

Attendance: 3402

Referees: GONZALES Anthony (USA)
JUNGMANN Hans-Dieter (GER)

CHUNG Hak Mo (KOR)

Scoring by 5 min intervals: **CAN**
NED

1.HF				2.HF			
2	2	8	17	23	34	38	42
4	8	13	19	19	21	21	23

Time	Score	Canada	Action	Netherlands	Time	Score	Canada	Action	Netherlands
FIRST HALF					FIRST HALF				
20:00		4 - KREMPIEN Jennifer	Player IN		12:30		9 - BENOIT Chantal	2 Pt. Miss	
20:00		6 - OHAMA Kendra	Player IN		12:26			Defens.Rebound	13 - van VEGGEL Jeanine
20:00		8 - DEL COLLE Renee	Player IN		12:03			Turnover	4 - JANSEN Jennette
20:00		9 - BENOIT Chantal	Player IN		11:53		9 - BENOIT Chantal	2 Pt. Miss	
20:00		14 - KUTROWSKI Linda	Player IN		11:48		13 - RADKE Lori	Offens.Rebound	
20:00			Player IN	4 - JANSEN Jennette	11:18		9 - BENOIT Chantal	3 Pt. Miss	
20:00			Player IN	6 - IBRAHIMI Achoucha	10:59	2-6		2 Pt. in the paint	9 - van der LAAN Guda
20:00			Player IN	9 - van der LAAN Guda	10:59			Assist	11 - KORVER Cher
20:00			Player IN	11 - KORVER Cher	10:43			Player OUT	4 - JANSEN Jennette
20:00			Player IN	13 - van VEGGEL Jeanine	10:43			Player OUT	11 - KORVER Cher
19:46			2 Pt. Miss	6 - IBRAHIMI Achoucha	10:43			Player IN	8 - TIGGELMAN Inge
19:44		9 - BENOIT Chantal	Steal		10:43			Player IN	10 - MOS Jose
19:30			Turnover	13 - van VEGGEL Jeanine	10:32		13 - RADKE Lori	Turnover	
19:13		6 - OHAMA Kendra	2 Pt. Miss		10:26		12 - FERGUSON Tracey	Steal	
19:11			Defens.Rebound	13 - van VEGGEL Jeanine	10:24			Turnover	10 - MOS Jose
19:01			Offensive Foul	9 - van der LAAN Guda (P1,T1)	10:18			Steal	13 - van VEGGEL Jeanine
19:01			Turnover	9 - van der LAAN Guda	10:16		12 - FERGUSON Tracey	Turnover	
18:37	2-0	9 - BENOIT Chantal	2 Pt. in the paint		10:05		4 - KREMPIEN Jennifer (P1,T2)	Foul	
18:37		14 - KUTROWSKI Linda	Assist		10:05		9 - BENOIT Chantal	Player OUT	
18:06			2 Pt. Miss	13 - van VEGGEL Jeanine	10:05		4 - KREMPIEN Jennifer	Player OUT	
18:03			Offens.Rebound	13 - van VEGGEL Jeanine	10:05		5 - ABBOTT Marni	Player OUT	
18:03			2 Pt. Miss	13 - van VEGGEL Jeanine	10:05		6 - OHAMA Kendra	Player IN	
17:53			2 Pt. Miss	6 - IBRAHIMI Achoucha	10:05		11 - PETTINICCHI Sabrina	Player IN	
17:47			2 Pt. Miss	4 - JANSEN Jennette	10:05		14 - KUTROWSKI Linda	Player IN	
17:38			Offens.Rebound	11 - KORVER Cher	10:05	2-7		Free Th. MADE	9 - van der LAAN Guda
17:38		9 - BENOIT Chantal (P1,T1)	Foul		10:05	2-8		Free Th. MADE	9 - van der LAAN Guda
17:30	2-2		2 Pt. in the paint	13 - van VEGGEL Jeanine	9:51	4-8	13 - RADKE Lori	2 Pt. in the paint	
17:30			Assist	4 - JANSEN Jennette	9:51		14 - KUTROWSKI Linda	Assist	
17:03		8 - DEL COLLE Renee	2 Pt. Miss		9:36			Offensive Foul	6 - IBRAHIMI Achoucha (P1,T4)
17:01			Defens.Rebound	13 - van VEGGEL Jeanine	9:36			Turnover	6 - IBRAHIMI Achoucha
16:54			Turnover	11 - KORVER Cher	9:20	6-8	13 - RADKE Lori	2 Pt. in the paint	
16:36		6 - OHAMA Kendra	2 Pt. Miss		9:20		6 - OHAMA Kendra	Assist	
16:33			Defens.Rebound	13 - van VEGGEL Jeanine	9:02		14 - KUTROWSKI Linda	Steal	
16:20			2 Pt. Miss	11 - KORVER Cher	9:01			Turnover	10 - MOS Jose
16:18			Offens.Rebound	4 - JANSEN Jennette	8:50		12 - FERGUSON Tracey	2 Pt. Miss	
15:57			2 Pt. Miss	13 - van VEGGEL Jeanine	8:48			Defens.Rebound	13 - van VEGGEL Jeanine
15:54		4 - KREMPIEN Jennifer	Defens.Rebound		8:36			Turnover	6 - IBRAHIMI Achoucha
15:54			Foul	4 - JANSEN Jennette (P1,T2)	8:27		12 - FERGUSON Tracey	2 Pt. Miss	
15:35		4 - KREMPIEN Jennifer	Turnover		8:24			Defens.Rebound	13 - van VEGGEL Jeanine
15:35			Time Out	Netherlands	8:12	6-10		2 Pt. MADE	10 - MOS Jose
15:05		8 - DEL COLLE Renee	Player OUT		8:12			Assist	8 - TIGGELMAN Inge
15:05		6 - OHAMA Kendra	Player OUT		7:55		6 - OHAMA Kendra	Turnover	
15:05		14 - KUTROWSKI Linda	Player OUT		7:55			Player OUT	10 - MOS Jose
15:05		13 - RADKE Lori	Player IN		7:55			Player OUT	8 - TIGGELMAN Inge
15:05		12 - FERGUSON Tracey	Player IN		7:55			Player IN	11 - KORVER Cher
15:05		5 - ABBOTT Marni	Player IN		7:55			Player IN	4 - JANSEN Jennette
15:01	2-4		2 Pt. MADE	4 - JANSEN Jennette	7:38			2 Pt. Miss	9 - van der LAAN Guda
14:41		12 - FERGUSON Tracey	2 Pt. Miss		7:36		13 - RADKE Lori	Defens.Rebound	
14:30			Foul	4 - JANSEN Jennette (P2,T3)	7:25	8-10	14 - KUTROWSKI Linda	2 Pt. in the paint	
14:15		9 - BENOIT Chantal	2 Pt. Miss		7:04		11 - PETTINICCHI Sabrina (P1,T3)	Foul	
14:13			Defens.Rebound	13 - van VEGGEL Jeanine	6:56	8-12		2 Pt. MADE	4 - JANSEN Jennette
14:08			Turnover	11 - KORVER Cher	6:56			Assist	13 - van VEGGEL Jeanine
13:53		12 - FERGUSON Tracey	2 Pt. Miss		6:56		13 - RADKE Lori (P1,T4)	Foul	
13:51			Defens.Rebound	13 - van VEGGEL Jeanine	6:56	8-13		Free Th. MADE	4 - JANSEN Jennette
13:44			Turnover	9 - van der LAAN Guda	6:33		12 - FERGUSON Tracey	2 Pt. Miss	
13:17		9 - BENOIT Chantal	3 Pt. Miss		5:53			2 Pt. Miss	4 - JANSEN Jennette
12:51		Canada	Time Out		5:51		6 - OHAMA Kendra	Defens.Rebound	

Wheelchair Basketball

WOMEN SEMIFINALS 1-4 PLAY BY PLAY



WED 25 OCT 2000

SYDNEY SUPERDOME

Time	Score	Canada	Action	Netherlands	Time	Score	Canada	Action	Netherlands
FIRST HALF					FIRST HALF				
5:29		12 - FERGUSON Tracey	2 Pt. Miss		0:00		8 - DEL COLLE Renee	Turnover	
5:26			Defens.Rebound	4 - JANSEN Jennette	SECOND HALF				
5:12			Turnover	4 - JANSEN Jennette	20:00			Player IN	4 - JANSEN Jennette
5:10			Foul	6 - IBRAHIMI Achoucha (P2,T5)	20:00			Player IN	9 - van der LAAN Guda
5:10			Time Out	Netherlands	20:00			Player IN	10 - MOS Jose
4:53		13 - RADKE Lori	2 Pt. Miss		20:00			Player IN	11 - KORVER Cher
4:35	8-15		2 Pt. in the paint	9 - van der LAAN Guda	20:00			Player IN	13 - van VEGGEL Jeanine
4:21		12 - FERGUSON Tracey			20:00		4 - KREMPIEN Jennifer	Player IN	
4:19			Defens.Rebound	9 - van der LAAN Guda	20:00		8 - DEL COLLE Renee	Player IN	
3:59			Offensive Foul	6 - IBRAHIMI Achoucha (P3,T6)	20:00		11 - PETTINICCHI Sabrina	Player IN	
3:59			Turnover	6 - IBRAHIMI Achoucha	20:00		13 - RADKE Lori	Player IN	
3:59		12 - FERGUSON Tracey	Player OUT		20:00		14 - KUTROWSKI Linda	Player IN	
3:59		13 - RADKE Lori	Player OUT		19:30		4 - KREMPIEN Jennifer (P2,T1)	Foul	
3:59		11 - PETTINICCHI Sabrina	Player OUT		19:30			Free Th. Miss	13 - van VEGGEL Jeanine
3:59		5 - ABBOTT Marni	Player IN		19:30			Free Th. Miss	13 - van VEGGEL Jeanine
3:59		8 - DEL COLLE Renee	Player IN		19:28			Offens.Rebound	13 - van VEGGEL Jeanine
3:59		9 - BENOIT Chantal	Player IN		19:08		11 - PETTINICCHI Sabrina	Steal	
3:43	10-15	6 - OHAMA Kendra	2 Pt. in the paint		19:06			Turnover	9 - van der LAAN Guda
3:43		14 - KUTROWSKI Linda	Assist		18:48		11 - PETTINICCHI Sabrina	2 Pt. Miss	
3:35			Player OUT	4 - JANSEN Jennette	18:46			Defens.Rebound	13 - van VEGGEL Jeanine
3:35			Player OUT	11 - KORVER Cher	18:17			2 Pt. Miss	13 - van VEGGEL Jeanine
3:35			Player IN	8 - TIGGELMAN Inge	18:14		13 - RADKE Lori	Defens.Rebound	
3:35			Player IN	10 - MOS Jose	17:54	19-19	11 - PETTINICCHI Sabrina	2 Pt. in the paint	
3:19	10-17		2 Pt. MADE	8 - TIGGELMAN Inge	17:54		13 - RADKE Lori	Assist	
3:08			Foul	8 - TIGGELMAN Inge (P1,T7)	17:27		14 - KUTROWSKI Linda (P1,T2)	Foul	
2:54	12-17	8 - DEL COLLE Renee	2 Pt. MADE		17:12			2 Pt. Miss	13 - van VEGGEL Jeanine
2:54		9 - BENOIT Chantal	Assist		17:08			Offens.Rebound	4 - JANSEN Jennette
2:26	12-19		2 Pt. MADE	8 - TIGGELMAN Inge	17:03			2 Pt. Miss	4 - JANSEN Jennette
2:26		6 - OHAMA Kendra (P1,T5)	Foul		17:01		13 - RADKE Lori	Defens.Rebound	
2:26			Free Th. Miss	8 - TIGGELMAN Inge	16:50	21-19	11 - PETTINICCHI Sabrina	2 Pt. in the paint	
2:24			Offens.Rebound	13 - van VEGGEL Jeanine	16:50		14 - KUTROWSKI Linda	Assist	
2:22			2 Pt. Miss	8 - TIGGELMAN Inge	16:50			Foul	4 - JANSEN Jennette (P3,T1)
2:20		9 - BENOIT Chantal	Defens.Rebound		16:50		11 - PETTINICCHI Sabrina	Free Th. Miss	
2:13			Foul	9 - van der LAAN Guda (P2,T8)	16:48		13 - RADKE Lori	Offens.Rebound	
2:13	13-19	9 - BENOIT Chantal	Free Th. Miss		16:24		11 - PETTINICCHI Sabrina	2 Pt. Miss	
2:13		9 - BENOIT Chantal	Free Th. MADE		16:21			Defens.Rebound	9 - van der LAAN Guda
1:42			2 Pt. Miss	8 - TIGGELMAN Inge	16:04		13 - RADKE Lori	Steal	
1:40		5 - ABBOTT Marni	Defens.Rebound		16:02			Turnover	11 - KORVER Cher
1:40			Foul	8 - TIGGELMAN Inge (P2,T9)	15:54	23-19	11 - PETTINICCHI Sabrina	2 Pt. MADE	
1:40		9 - BENOIT Chantal	Free Th. Miss		15:54		14 - KUTROWSKI Linda	Assist	
1:40		9 - BENOIT Chantal	Free Th. Miss		15:52			Player OUT	11 - KORVER Cher
1:39		8 - DEL COLLE Renee	Offens.Rebound		15:52			Player OUT	4 - JANSEN Jennette
1:39			Foul	8 - TIGGELMAN Inge (P3,T10)	15:52			Player IN	6 - IBRAHIMI Achoucha
1:39	14-19	8 - DEL COLLE Renee	Free Th. Miss		15:52			Player IN	8 - TIGGELMAN Inge
1:07		8 - DEL COLLE Renee	Free Th. MADE		15:28		4 - KREMPIEN Jennifer (P3,T3)	Foul	
0:52	16-19	9 - BENOIT Chantal	3 Pt. Miss	8 - TIGGELMAN Inge	15:28			Free Th. Miss	9 - van der LAAN Guda
0:52		6 - OHAMA Kendra	2 Pt. in the paint		15:28			Free Th. Miss	9 - van der LAAN Guda
0:40			Assist		15:26		8 - DEL COLLE Renee	Defens.Rebound	
0:40			Offensive Foul	6 - IBRAHIMI Achoucha (P4,T11)	15:10		4 - KREMPIEN Jennifer	Player OUT	
0:40			Turnover	6 - IBRAHIMI Achoucha	15:10		5 - ABBOTT Marni	Player IN	
0:40		5 - ABBOTT Marni	Player OUT		15:00		8 - DEL COLLE Renee	Turnover	
0:40		14 - KUTROWSKI Linda	Player OUT		14:42		13 - RADKE Lori	Steal	
0:40		12 - FERGUSON Tracey	Player IN		14:41			Turnover	9 - van der LAAN Guda
0:40		11 - PETTINICCHI Sabrina	Player IN		14:37		Canada	Fast Break	
0:40		11 - PETTINICCHI Sabrina	Player OUT		14:35	25-19	11 - PETTINICCHI Sabrina	2 Pt. in the paint	
0:40		11 - PETTINICCHI Sabrina	Player IN		14:17			Turnover	9 - van der LAAN Guda
0:40		9 - BENOIT Chantal	Player OUT		13:55		11 - PETTINICCHI Sabrina	2 Pt. Miss	
0:40		14 - KUTROWSKI Linda	Player IN		13:52		14 - KUTROWSKI Linda	Offens.Rebound	
0:40			Player OUT	10 - MOS Jose	13:52	27-19	8 - DEL COLLE Renee	2 Pt. in the paint	
0:40			Player OUT	8 - TIGGELMAN Inge	13:52		13 - RADKE Lori	Assist	
0:40			Player IN	4 - JANSEN Jennette	13:52			Foul	13 - van VEGGEL Jeanine (P1,T2)
0:40			Player IN	11 - KORVER Cher	13:52	28-19	8 - DEL COLLE Renee	Free Th. MADE	
0:33		12 - FERGUSON Tracey	2 Pt. Miss		13:38		5 - ABBOTT Marni (P1,T4)	Foul	
0:31		11 - PETTINICCHI Sabrina	Offens.Rebound		13:38			Time Out	Netherlands
0:30			Foul	11 - KORVER Cher (P1,T12)	13:38			Player OUT	6 - IBRAHIMI Achoucha
0:30	17-19	8 - DEL COLLE Renee	Free Th. Miss		13:38			Player OUT	8 - TIGGELMAN Inge
0:30		8 - DEL COLLE Renee	Free Th. MADE		13:38			Player OUT	13 - van VEGGEL Jeanine
0:07			Turnover	4 - JANSEN Jennette	13:38			Player IN	4 - JANSEN Jennette
0:07		Canada	Time Out		13:38			Player IN	15 - van LEEUWEN Evelyn

Wheelchair Basketball

Wheelchair Basketball

Wheelchair Basketball

Wheelchair Basketball

Time	Score	Canada	Action	Netherlands	Time	Score	Canada	Action	Netherlands
SECOND HALF					SECOND HALF				
13:38			Player IN	12 - WEVERS Miranda	5:34		13 - RADKE Lori	Turnover	
13:28			2 Pt. Miss	4 - JANSEN Jennette	5:34			Player OUT	15 - van LEEUWEN Evelyn
13:06	30-19	8 - DEL COLLE Renee	2 Pt. in the paint		5:34			Player IN	5 - GRIFFIOEN Jiske
13:06		13 - RADKE Lori	Assist		5:34		9 - BENOIT Chantal	Player OUT	
12:44			2 Pt. Miss	12 - WEVERS Miranda	5:34		5 - ABBOTT Marni	Player OUT	
12:41		8 - DEL COLLE Renee	Player OUT		5:34		12 - FERGUSON Tracey	Player IN	
12:41		14 - KUTROWSKI Linda	Player OUT		5:34		10 - STILWELL Michelle	Player IN	
12:41		9 - BENOIT Chantal	Player IN		5:19		13 - RADKE Lori (P3,T8)	Foul	
12:41		6 - OHAMA Kendra	Player IN		5:19			Free Th. Miss	12 - WEVERS Miranda
12:20		11 - PETTINICCHI Sabrina	Turnover		5:19			Free Th. Miss	12 - WEVERS Miranda
11:50			Turnover	9 - van der LAAN Guda	5:16		15 - KELLY Jo	Defens.Rebound	
11:35		11 - PETTINICCHI Sabrina	Turnover		5:07			Foul	11 - KORVER Cher (P2,T8)
11:35			Foul	9 - van der LAAN Guda (P3,T3)	5:07		12 - FERGUSON Tracey	Free Th. Miss	
11:28		13 - RADKE Lori	Turnover		5:07		12 - FERGUSON Tracey	Free Th. Miss	
11:28			Turnover	12 - WEVERS Miranda	5:05			Defens.Rebound	11 - KORVER Cher
11:19	32-19	6 - OHAMA Kendra	2 Pt. MADE		4:57		10 - STILWELL Michelle (P1,T9)	Foul	
11:19		5 - ABBOTT Marni	Assist		4:57		13 - RADKE Lori	Player OUT	
10:58	32-21		2 Pt. in the paint	12 - WEVERS Miranda	4:57		9 - BENOIT Chantal	Player IN	
10:58			Assist	4 - JANSEN Jennette	4:57			Free Th. Miss	11 - KORVER Cher
10:39			Steal	12 - WEVERS Miranda	4:57			Free Th. Miss	11 - KORVER Cher
10:37		13 - RADKE Lori	Turnover		4:53		15 - KELLY Jo	Defens.Rebound	
10:35		11 - PETTINICCHI Sabrina (P2,T5)	Foul		4:38		10 - STILWELL Michelle	Turnover	
10:35			Player OUT	12 - WEVERS Miranda	4:24		9 - BENOIT Chantal	Steal	
10:35			Player OUT	15 - van LEEUWEN Evelyn	4:22			Turnover	4 - JANSEN Jennette
10:35			Player IN	11 - KORVER Cher	4:19			Steal	5 - GRIFFIOEN Jiske
10:35			Player IN	13 - van VEGGEL Jeanine	4:17		9 - BENOIT Chantal	Turnover	
10:28		13 - RADKE Lori	Steal		4:02			Turnover	5 - GRIFFIOEN Jiske
10:27			Turnover	13 - van VEGGEL Jeanine	4:02		Canada	Time Out	
10:22		Canada	Fast Break		4:02			Player OUT	4 - JANSEN Jennette
10:21	34-21	6 - OHAMA Kendra	2 Pt. in the paint		4:02			Player OUT	5 - GRIFFIOEN Jiske
10:03			Turnover	9 - van der LAAN Guda	4:02			Player OUT	11 - KORVER Cher
9:50		11 - PETTINICCHI Sabrina	2 Pt. Miss		4:02			Player OUT	12 - WEVERS Miranda
9:40	36-21	6 - OHAMA Kendra	2 Pt. MADE		4:02			Player IN	6 - IBRAHIMI Achoucha
9:12			Turnover	13 - van VEGGEL Jeanine	4:02			Player IN	8 - TIGGELMAN Inge
8:49			Foul	9 - van der LAAN Guda (P4,T4)	4:02			Player IN	9 - van der LAAN Guda
8:39		9 - BENOIT Chantal	2 Pt. Miss		4:02			Player IN	14 - GARNIER Petra
8:37			Defens.Rebound	13 - van VEGGEL Jeanine	3:51			Foul	14 - GARNIER Petra (P1,T9)
8:23		13 - RADKE Lori	Steal		3:51		10 - STILWELL Michelle	Free Th. Miss	
8:21			Turnover	4 - JANSEN Jennette	3:51		10 - STILWELL Michelle	Free Th. Miss	
8:18			Foul	13 - van VEGGEL Jeanine (P2,T5)	3:48			Defens.Rebound	8 - TIGGELMAN Inge
8:18			Time Out	Netherlands	3:40			Fast Break	Netherlands
8:18		11 - PETTINICCHI Sabrina	Player OUT		3:38	38-23		2 Pt. in the paint	10 - MOS Jose
8:18		7 - PETERS Marnie	Player IN		3:38			Assist	14 - GARNIER Petra
8:18			Player OUT	9 - van der LAAN Guda	3:11		12 - FERGUSON Tracey	3 Pt. Miss	
8:18			Player IN	12 - WEVERS Miranda	3:09			Defens.Rebound	14 - GARNIER Petra
8:18			Player OUT	13 - van VEGGEL Jeanine	2:44			2 Pt. Miss	10 - MOS Jose
8:18			Player IN	15 - van LEEUWEN Evelyn	2:42		12 - FERGUSON Tracey	Defens.Rebound	
8:12		7 - PETERS Marnie	Turnover		2:29	40-23	12 - FERGUSON Tracey	2 Pt. in the paint	
7:49			2 Pt. Miss	4 - JANSEN Jennette	2:17			Turnover	9 - van der LAAN Guda
7:47		7 - PETERS Marnie	Defens.Rebound		1:54		12 - FERGUSON Tracey	2 Pt. Miss	
7:46			Foul	15 - van LEEUWEN Evelyn (P1,T6)	1:51		7 - PETERS Marnie	Offens.Rebound	
7:34	38-21	13 - RADKE Lori	2 Pt. in the paint		1:51	42-23	12 - FERGUSON Tracey	2 Pt. in the paint	
7:34		7 - PETERS Marnie	Assist		1:51			Assist	
7:23		6 - OHAMA Kendra (P2,T6)	Foul		1:38		7 - PETERS Marnie	3 Pt. Miss	8 - TIGGELMAN Inge
7:23		6 - OHAMA Kendra	Player OUT		1:22		15 - KELLY Jo	2 Pt. Miss	
7:23		15 - KELLY Jo	Player IN		1:20			Defens.Rebound	14 - GARNIER Petra
7:18		13 - RADKE Lori (P2,T7)	Foul		1:13		7 - PETERS Marnie	Steal	
7:18			Free Th. Miss	10 - MOS Jose	1:11			Turnover	9 - van der LAAN Guda
7:18			Free Th. Miss	10 - MOS Jose	1:06		12 - FERGUSON Tracey	2 Pt. Miss	
7:14		13 - RADKE Lori	Defens.Rebound		1:04		12 - FERGUSON Tracey	Offens.Rebound	
7:03			Steal	15 - van LEEUWEN Evelyn	0:49		15 - KELLY Jo	2 Pt. Miss	
7:01		15 - KELLY Jo	Turnover		0:46			Defens.Rebound	10 - MOS Jose
6:40			2 Pt. Miss	11 - KORVER Cher	0:17			3 Pt. Miss	8 - TIGGELMAN Inge
6:37		15 - KELLY Jo	Defens.Rebound		0:15		15 - KELLY Jo	Defens.Rebound	
6:31		9 - BENOIT Chantal	2 Pt. Miss		0:08			Foul	6 - IBRAHIMI Achoucha (P5,T10)
6:29			Defens.Rebound	4 - JANSEN Jennette	0:08			Player OUT	6 - IBRAHIMI Achoucha
6:07		9 - BENOIT Chantal	Steal		0:08			Player IN	7 - SANDERS Erna
6:07			Turnover	4 - JANSEN Jennette	0:08		12 - FERGUSON Tracey	Free Th. Miss	
5:47			Foul	4 - JANSEN Jennette (P4,T7)	0:08		12 - FERGUSON Tracey	Free Th. Miss	

Wheelchair Basketball

Wheelchair Basketball

Wheelchair Basketball

Wheelchair Basketball

Time	Score	Canada	Action	Netherlands	Time	Score	Canada	Action	Netherlands
		SECOND HALF					SECOND HALF		
0:06			Defens.Rebound	14 - GARNIER Petra	0:00			END of PERIOD	
0:00			Turnover	9 - van der LAAN Guda					

Wheelchair Basketball

Wheelchair Basketball

Wheelchair Basketball

Wheelchair Basketball

PRNWB00000161.00058 00102522:07V010

TIME	TEAMS	PHASE	Match No.	GENDER	LOCATION	REFEREES
9:30	USA vs GER	Semifinals 5-8	49	WOMEN	Sydney SuperDome	BRIERE Gilles (CAN) SUGIYAMA Kaneyoshi (JPN) ENGLISH Robert (GBR)
11:30	MEX vs GBR	Semifinals 5-8	50	WOMEN	Sydney SuperDome	BURFORD Jonathon (USA) CALIGIURI Gabriele (AUS) CHUNG Hak Mo (KOR)
14:15	MEX vs KOR	Semifinals 9-12	51	MEN	Sydney SuperDome	ARNOLD Sharon (AUS) VLUG Theodorus (NED) BHANIA Balwant (GBR)
16:15	JPN vs RSA	Semifinals 9-12	52	MEN	Sydney SuperDome	DEWELL Ross (AUS) SCHOENACKER David (FRA) JUNGMANN Hans-Dieter (GER)
19:00	CAN vs GBR	Semifinals 1-4	53	MEN	Sydney SuperDome	WALLAART Edwin (NED) GONZALES Anthony (USA) CAMPOS PERIS Sergio (ESP)
21:00	USA vs NED	Semifinals 1-4	54	MEN	Sydney SuperDome	ESHENKO Vladimer (CAN) RAMOT Itzhack (ISR) GAUTHIER Sebastien (CAN)

Wheelchair Basketball

Wheelchair Basketball

Wheelchair Basketball

Wheelchair Basketball

PRNWB00000162.00051 00102522:07V010

Match No: 49

USA vs GER

Start Time: 9:30

Referees: BRIERE Gilles (CAN)
SUGIYAMA Kaneyoshi (JPN)

ENGLISH Robert (GBR)

United States of America (USA)

No.	Name	Class Points	Age	PPG	FG%	3FG%	FT%	RPG	APG	MPG
4	STUMP Jana Ashley	1.5	25	1.3	22.2			1.3	1.0	14:40
5	CISNEROS Patricia	2.0	22		0.0		0.0	2.0		8:53
6	RODRIGUEZ Alma	3.0	33	2.0	50.0		0.0	1.7	0.3	9:22
7	THOMPSON Ann Walters	1.0	31	1.3	12.5	0.0		1.7	0.3	21:15
8	HOWITT Jennifer	1.0	18					1.0		7:56
9	BRANDENBURG Teresa	1.5	25	5.0	30.4		100.0	2.0	1.3	24:48
10	TANBERG Bobbi	4.5	31	1.5	33.3		25.0	0.5		10:06
11	NIBLEY Miriam	2.0	23	0.7	14.3			3.0	0.3	13:55
12	RIPP Christina	2.5	20	9.3	21.4	18.2	42.1	5.7	2.3	28:46
13	JOHNSON Josie (C)	4.5	26	8.0	27.8	20.0	50.0	8.7	2.0	23:48
14	CRAWFORD Janna Lynnette	4.5	25	5.3	31.8		25.0	7.7	0.7	21:53
15	VERST Amy	4.5	32	6.0	38.1	0.0	40.0	5.7	0.3	20:35
			TEAM	25.9	40.0	26.2	16.7	36.2	40.3	8.7
Coach				BRASILE Frank						
Assistant Coach				LYKINS Ron						
				CHYNOWETH Tracy						

USA Played		
PR	GBR	58-30
PR	NED	26-45
PR	AUS	36-44

Germany (GER)

No.	Name	Class Points	Age	PPG	FG%	3FG%	FT%	RPG	APG	MPG
4	DUNSTHEIMER Birgit	3.0	23	1.7	7.7		37.5	7.3	0.7	24:58
5	OEZTUERK Cemile	3.0	29	3.0	18.8	100.0	33.3	2.0	0.3	14:44
6	NGUYEN-THI Nu (C)	3.5	28	6.7	20.5	0.0	50.0	5.0	2.0	34:47
7	KIRSTE Heidi	1.5	34	7.0	22.2	50.0	50.0	3.3	0.7	24:37
8	JANUSCH Anja	3.0	29	11.0	32.6	0.0	62.5	12.3	2.7	35:11
9	SEIFERT Nicole	2.0	26	5.7	41.2		60.0	1.7	1.0	22:42
10	THAMM Susanne	4.5	34	0.7	12.5			4.7	0.3	9:33
11	SCHRATZ Nora	2.5	21							0:31
12	KLEIN Verena	1.0	36	2.0	25.0		0.0	2.7	0.3	21:49
13	BLEIFUSS Silke	4.5	24	2.3	28.6		75.0	1.3	0.7	6:04
14	WESEMUELLER Heike	4.5	31	1.0	100.0		0.0			5:49
15	ROEMELT Susanne	2.5	39						1.0	4:23
			TEAM	29.5	40.7	25.1	30.0	47.4	40.3	9.0
Coach				RICHARZ Peter						
Assistant Coach				SCHRECK Andrea						

GER Played		
PR	JPN	52-62
PR	CAN	26-36
PR	MEX	44-45

Legend:

(C) : Captain PR : Preliminary Round QF : Quarterfinal SF : Semi-final
 PPG : Points Per Game RPG : Rebounds per Game APG : Assists per Game MPG : Minutes Played per Game
 FT% : Free Throws % FG% : Field Goals % 3FG% : 3 Points Field Goals %

PRNWB00000163.00051 00102522:08V010

Match No: 50

MEX vs GBR

Start Time: 11:30

Referees: BURFORD Jonathon (USA)
CALIGIURI Gabriele (AUS)

CHUNG Hak Mo (KOR)

Mexico (MEX)

No.	Name	Class Points	Age	PPG	FG%	3FG%	FT%	RPG	APG	MPG
4	VAZQUEZ Cecilia	2.5	34	3.3	28.6		33.3	0.7		16:23
5	LOPEZ Alma	1.0	34	0.7	14.3			0.3		23:36
6	VAZQUEZ Teresita (C)	2.0	39	1.3	14.3		100.0	1.3	0.3	19:58
7	MONTANO Ma. Carmen	4.0	30	4.7	31.6		25.0	7.3	1.3	22:41
8	PENALOZA Leticia	4.0	41	0.7	20.0			1.7	0.3	10:47
9	VAZQUEZ DELGADILLO Lucia	4.0	34	14.0	36.6	0.0	46.2	11.3	3.7	32:43
10	CAMARA Rosa	3.0	35	2.0	42.9		0.0	1.3	0.7	9:32
11	MIRANDA Claudia	3.0	22	6.0	26.7		28.6	1.3	1.3	18:59
12	FONSECA Olga	3.0	32	1.0	50.0			1.0		5:17
13	SOTO Juana	4.0	42	3.3	44.4	0.0	66.7	2.0		9:34
14	HERLINDA Rosa	2.0	35	0.7	0.0		50.0	2.7	0.7	15:48
15	GARCIA Wendy	1.5	20	0.7	14.3			1.0		16:23
TEAM			33.2	38.0	29.0	0.0	40.0	31.7	8.3	
Coach	VERGARA Eli									
Assistant Coach	LARRAGA Pablo					DURAND Sergio				

MEX Played		
PR	CAN	28-60
PR	JPN	41-57
PR	GER	45-44

Great Britain (GBR)

No.	Name	Class Points	Age	PPG	FG%	3FG%	FT%	RPG	APG	MPG
4	O'DRISCOLL Bernadette	1.0	32	0.7	33.3			0.3	0.3	7:31
5	BURRETT Sarah	2.5	16	0.3	0.0		25.0	0.3		10:43
6	STRANGE Clare	1.5	21	1.7	25.0		50.0	3.0	0.3	13:27
7	LARGEN Georgina	3.0	33	0.3	0.0		25.0	3.7	0.7	19:17
8	WILD Ann (C)	2.5	27	6.7	28.6		40.0	4.0	2.0	32:22
9	RIDLEY Jenny	1.5	16	1.3	22.2			1.3	0.3	9:23
10	BAILLIE Sarah	3.0	32	8.3	42.3		23.1	9.0	0.7	36:30
11	FOX Jill	2.0	30	0.7	14.3		0.0	1.3	0.7	18:51
12	JACKSON Anna	4.5	28	0.3	0.0		50.0	2.3		14:00
13	SMALL Kristina	4.5	26		0.0			1.0		6:49
14	VANDERSTEEN Nicola	4.5	40		0.0	0.0		2.0		10:46
15	MacLEAN Caroline	2.0	25	0.7	5.3	0.0		2.7	0.7	20:17
TEAM			27.2	21.0	21.3	0.0	29.7	31.0	5.7	
Coach	HUDSON Paul									
Assistant Coach	TARKENTER Malcolm					PAWSON Sue				

GBR Played		
PR	USA	30-58
PR	AUS	12-43
PR	NED	21-34

Legend:
 (C) : Captain **PR** : Preliminary Round **QF** : Quarterfinal **SF** : Semi-final
PPG : Points Per Game **RPG** : Rebounds per Game **APG** : Assists per Game **MPG** : Minutes Played per Game
FT% : Free Throws % **FG%** : Field Goals % **3FG%** : 3 Points Field Goals %

PRNWB00000164.00051 00102522:08V010

Match No: 51

MEX vs KOR

Start Time: 14:15

Referees: ARNOLD Sharon (AUS)
VLUG Theodoros (NED)

BHANIA Balwant (GBR)

Mexico (MEX)

No.	Name	Class Points	Age	PPG	FG%	3FG%	FT%	RPG	APG	MPG
4	SALVADOR Pedro	1.0	33	1.6	28.6			1.4		13:34
5	QUEVEDO Sergio	1.0	22	1.0	40.0			0.8	0.3	9:50
6	LARRAGA Pablo	4.0	41	5.8	48.3	0.0	25.0	3.0	0.2	12:56
7	ISAIAS Armando	1.0	37	0.4	0.0		50.0	1.0	0.8	23:53
8	BLANCAS Luis	3.0	23	3.0	31.3		29.4	3.6	0.2	16:46
9	PULIDO Jose	2.5	42	1.2	21.4		0.0	2.0	0.8	12:21
10	OLIVAS Julio Cesar	2.0	26	5.2	32.3	30.8	50.0	1.4	1.0	17:11
11	MAGANA Rigoberto	2.5	38	1.4	15.4	0.0	37.5	1.2	1.0	11:30
12	HERNANDEZ Gilberto	4.0	36	5.0	26.9	20.0	0.0	2.7	1.7	17:52
13	DURAN Mauro	3.0	36	4.0	39.1	0.0	100.0	3.6		17:51
14	ORTEGA Raul (C)	3.5	29	11.6	31.4	0.0	87.5	1.6	3.0	23:28
15	ZAVALA Salvador	4.0	27	16.8	54.5	0.0	60.0	7.6	0.8	31:51
			TEAM	32.5	54.8	37.0	12.8	50.6	28.6	9.0
Coach		LOPEZ NINO Alejandro								
Assistant Coach		DAVILA Aaron			DURAND Sergio					

MEX Played		
PR	CAN	33-61
PR	USA	44-60
PR	GBR	58-70
PR	RSA	83-34
PR	GER	56-69

Korea (KOR)

No.	Name	Class Points	Age	PPG	FG%	3FG%	FT%	RPG	APG	MPG
4	KIM Ho-Yong	3.0	28	8.6	46.5		42.9	6.2	0.6	29:56
5	KIM Jung-Seob	3.0	29	3.4	36.8	33.3	50.0	1.0	0.4	9:23
6	KO Kwang-Yub	2.0	27	6.4	34.4	0.0	43.5	1.8	1.8	28:17
7	HAN Jin-Hee	2.0	33	1.3	40.0		25.0	1.0	0.5	12:20
8	IM Chan-Kuw (C)	2.5	34	7.4	30.6	33.3	23.8	5.4	3.2	36:09
9	PARK Sea-Kyun	1.5	29					0.3	0.3	3:53
10	HAN Sa-Hyun	2.5	31	8.8	34.8	0.0	66.7	3.4	2.6	38:34
11	KIM Chul-Soo	4.5	24		0.0		0.0	0.3		4:27
12	KANG Hee-Joon	4.0	25	2.0	50.0		0.0	2.3	0.3	7:24
13	YANG Hun-Mo	2.5	28	0.8	20.0		50.0			5:47
14	KIM Young-Duk	3.0	33	0.8	14.3		50.0	2.0		7:15
15	KIM Ji-Nam	4.0	23	6.8	41.7		30.8	9.4	0.2	30:15
			TEAM	28.7	45.4	36.2	25.0	39.0	31.8	9.6
Coach		IN-CHUL Shin								
Assistant Coach										

KOR Played		
PR	NED	48-83
PR	SWE	55-57
PR	AUS	33-77
PR	JPN	43-64
PR	FRA	48-65

Legend:

(C) : Captain PR : Preliminary Round QF : Quarterfinal SF : Semi-final
 PPG : Points Per Game RPG : Rebounds per Game APG : Assists per Game MPG : Minutes Played per Game
 FT% : Free Throws % FG% : Field Goals % 3FG% : 3 Points Field Goals %

Wheelchair Basketball

PRNWB00000165.00051 00102522:08V010

Match No: 52

JPN vs RSA

Start Time: 16:15

Referees: DEWELL Ross (AUS)
SCHOENACKER David (FRA)

JUNGMANN Hans-Dieter (GER)

Japan (JPN)

No.	Name	Class Points	Age	PPG	FG%	3FG%	FT%	RPG	APG	MPG	
4	NEGI Shinji (C)	2.0	36	3.0	42.9			1.0		13:27	
5	SHINTANI Hirofumi	4.0	38	0.8	20.0	0.0		1.6	0.6	8:13	
6	MIYAKE Katsumi	3.0	29	12.6	32.1	15.8	76.9	4.2	1.8	33:20	
7	SASAKI Katsuya	1.5	27		0.0			0.6	0.2	8:50	
8	KORETOMO Keisuke	3.0	30	6.5	27.8	30.0	30.0	5.5	3.8	34:48	
9	SUGASAWA Takao	4.5	27	0.7	0.0	0.0	50.0	1.0	0.3	3:05	
10	IWANO Hiroshi	1.0	36	1.6	36.4		0.0	1.2	0.2	19:29	
11	JIMBO Yasuhiro	3.0	30	8.8	40.0	0.0	50.0	6.8	1.4	32:18	
12	KYOYA Kazuyuki	1.0	29		0.0	0.0		1.4	0.4	20:10	
13	ISHIHARA Masaharu	4.5	28	1.0	20.0		25.0	1.3		3:45	
14	OSHIMA Tomohiko	4.0	29	15.4	45.3	0.0	70.4	7.0	1.8	34:41	
15	OIKAWA Shinpei	4.5	29	1.5	22.2	33.3	33.3	1.5	1.0	7:00	
TEAM			30.7	47.8	33.6	17.5	53.9	30.2	10.4		
Coach	KOTAKI Osamu										
Assistant Coach	OGAWA Tomoki					SAITO Nobuaki					

JPN Played		
PR	AUS	36-64
PR	NED	52-62
PR	FRA	44-67
PR	KOR	64-43
PR	SWE	43-60

South Africa (RSA)

No.	Name	Class Points	Age	PPG	FG%	3FG%	FT%	RPG	APG	MPG	
4	HARTNICK Shaun (C)	1.0	26	0.6	20.0		25.0	1.0	0.4	23:28	
5	OHN Aye Htun	2.0	24	0.4	12.5		0.0	0.4	0.6	15:59	
6	FLEISER Leon	1.5	30	1.0	22.2	0.0	25.0	0.2	0.2	13:49	
7	WILLIAMS Ralph	2.0	30	1.4	18.2	0.0	50.0	0.6	0.6	13:14	
8	PAPENFUS Marius	2.5	23	0.6	12.5		25.0	0.4	2.2	19:15	
9	WESSELS Duggie	2.5	32		0.0			1.0	0.4	7:43	
10	OESCHGER Kobus	2.5	29	2.4	13.8		33.3	1.8	0.4	19:50	
11	HOUSTON James	3.0	32	2.4	35.3		0.0	2.4	1.0	15:13	
12	MANYANA Buntu	3.5	25	7.2	31.4	0.0	28.6	5.6	0.4	26:13	
13	WAITES Grant	4.0	27	2.0	35.7			2.4	0.4	6:51	
14	NORTJE Richard	4.5	19	4.6	26.7	0.0	58.3	4.2		17:59	
15	VICTOR Joppie	4.5	26	6.0	22.6	0.0	37.5	6.0	0.4	20:21	
TEAM			26.9	28.6	24.5	0.0	35.5	26.0	7.0		
Coach	MOORGAS Shawn										
Assistant Coach	MOORGAS Craig					MOKONE Simon					

RSA Played		
PR	USA	25-97
PR	GER	27-113
PR	CAN	25-85
PR	MEX	34-83
PR	GBR	32-83

Legend:
 (C) : Captain PR : Preliminary Round QF : Quarterfinal SF : Semi-final
 PPG : Points Per Game RPG : Rebounds per Game APG : Assists per Game MPG : Minutes Played per Game
 FT% : Free Throws % FG% : Field Goals % 3FG% : 3 Points Field Goals %

PRNWB00000166.00051 00102522:08V010

Match No: 53

CAN vs GBR

Start Time: 19:00

Referees: WALLAART Edwin (NED)
GONZALES Anthony (USA)

CAMPOS PERIS Sergio (ESP)

Canada (CAN)

No.	Name	Class Points	Age	PPG	FG%	3FG%	FT%	RPG	APG	MPG
4	DUREPOS Dave (C)	3.5	32	6.7	33.3	14.3	59.1	1.8	0.8	13:56
5	HENDERSON Roy	2.0	45	2.3	50.0		50.0	2.5		11:39
6	TREUER James	4.5	29	6.8	53.1		38.9	3.7	1.8	11:06
7	DENNIS Jeff	4.0	27	4.0	42.9		50.0	2.6	1.2	6:52
8	JOHNSON Joey	4.5	25	5.7	45.5		44.4	7.8	1.2	18:48
9	NORTON Ross	2.0	27	3.5	45.5		12.5	3.3	1.3	30:15
10	HALL Ken	2.0	30	4.0	54.5		0.0	2.8	2.2	25:32
11	BORISOFF Jaimie (C)	1.0	30	2.3	42.9		50.0	1.0	1.5	20:22
12	ANDERSON Patrick	4.5	21	18.3	56.4	30.0	65.5	11.7	4.0	26:01
13	STOUTENBURG Chris	1.0	23	4.2	83.3		14.3	1.4	0.4	14:00
14	GAERTNER Travis	3.0	20	5.4	66.7		41.2	0.6	0.2	10:04
15	PETER Richard	2.5	28	5.7	46.2	0.0	62.5	1.8	1.3	16:29
TEAM			28.1	66.7	50.3	22.2	47.9	40.3	15.7	

Coach FROGLEY Michael
Assistant Coach BOWES Paul

TONELLO Jerry

CAN Played		
PR	MEX	61-33
PR	GBR	55-50
PR	RSA	85-25
PR	GER	68-43
PR	USA	58-45
QF	SWE	73-39

Great Britain (GBR)

No.	Name	Class Points	Age	PPG	FG%	3FG%	FT%	RPG	APG	MPG
4	CAINE Steve	2.0	35	6.0	54.5	50.0	73.3	2.0	1.7	17:47
5	THOMAS Sinclair	3.0	31	5.7	57.7		28.6	4.3	1.7	17:50
6	HAYES Kevin	1.0	37	3.0	46.2			0.5	0.3	12:34
7	BYWATER Terry	4.5	17	6.5	31.3	0.0	100.0	4.5	1.5	9:26
8	MUNN Simon (C)	4.0	32	11.5	41.6	0.0	38.5	11.7	0.8	30:14
9	POLLOCK Jonathan	2.5	23	8.3	27.0	30.0	77.8	2.7	3.3	27:57
10	ADEPITAN Ade	2.5	27	5.8	52.2	80.0	53.8	1.5	1.5	12:28
11	JOHNSON Dan	2.5	36	8.7	40.4		71.4	3.5	2.8	27:25
12	BLAKE Andrew	2.5	28	2.7	36.8	0.0	40.0	6.2	0.7	22:05
13	HOWLEY Fred	4.0	29	3.0	60.0	0.0		1.5	1.0	8:59
14	PRICE Colin	2.5	36	9.2	50.0		25.0	3.2	4.0	25:00
15	BRAMLEY David	4.0	31	3.0	53.3	0.0	50.0	2.5		8:48
TEAM			30.2	66.0	42.8	26.9	52.9	39.8	17.5	

Coach TITMUSS David
Assistant Coach SMITH Nigel

TOLFREY Vicky

GBR Played		
PR	GER	61-43
PR	CAN	50-55
PR	MEX	70-58
PR	USA	65-74
PR	RSA	83-32
QF	FRA	67-56

Legend:
(C) : Captain **PR** : Preliminary Round **QF** : Quarterfinal **SF** : Semi-final
PPG : Points Per Game **RPG** : Rebounds per Game **APG** : Assists per Game **MPG** : Minutes Played per Game
FT% : Free Throws % **FG%** : Field Goals % **3FG%** : 3 Points Field Goals %

PRNWB00000167.00051 00102522:08V010

Match No: 54

USA vs NED

Start Time: 21:00

Referees: ESHENKO Vladimer (CAN)
RAMOT Itzhack (ISR)

GAUTHIER Sebastien (CAN)

United States of America (USA)

No.	Name	Class Points	Age	PPG	FG%	3FG%	FT%	RPG	APG	MPG
4	BARBER Eric	1.0	29	3.2	53.3		0.0	1.2	0.4	18:27
5	JUETTE Melvin Sean	2.0	31	1.8	19.2		25.0	2.2	3.3	24:41
6	TEW Steve	4.0	22	8.0	33.3		0.0	6.0	4.0	21:40
7	GILL JR Chuck	3.5	36	7.4	60.7		42.9	4.0	1.4	17:06
8	HERNANDEZ William	2.5	30	0.7	25.0					3:35
9	WALLER William Henry	3.0	27	6.3	38.5	0.0	47.1	6.5	1.2	29:34
10	SCHLAPPI Mike Palmer	1.5	37	3.3	35.0		54.5	2.0	1.7	18:11
11	SCHULTE Paul	3.0	21	15.0	51.5	40.0	50.0	3.7	6.0	33:24
12	KILEY David Paul (C)	3.0	47	3.0	33.3	100.0	83.3	2.3	0.5	9:30
13	BELL Curtis	4.5	47	1.5	22.2		50.0	1.5	0.5	6:15
14	JOHNSON Larry	2.5	36	10.5	50.9	50.0	66.7	4.7	1.7	25:25
15	GLASBRENNER Jeffrey James	4.5	27	14.5	73.6		25.0	8.3	0.3	24:09
TEAM			32.5	66.0	48.1	44.4	44.6	36.0	17.2	
Coach	BYRNES Dan									
Assistant Coach	BURNS Frank		PHILLIPS Mo							

USA Played		
PR	RSA	97-25
PR	MEX	60-44
PR	GER	58-46
PR	GBR	74-65
PR	CAN	45-58
QF	AUS	62-54

Netherlands (NED)

No.	Name	Class Points	Age	PPG	FG%	3FG%	FT%	RPG	APG	MPG
4	OOSTERBOSCH Mario	4.0	22	1.5	60.0		0.0	1.0	0.3	3:58
5	DETTMER Ruud	1.0	30	0.7	13.3		0.0	3.0	0.7	20:57
6	de ROOIJ Anton	1.0	33	3.5	34.5		16.7	1.7	1.0	30:27
7	JEBARI Mustafa	3.0	27	5.2	45.2		25.0	3.7	1.2	23:15
8	van GENT Arie	1.0	31	0.5	100.0					8:32
9	de GOEDE Frank	2.0	28	2.7	44.4			0.2		11:19
10	van der LINDEN Gert Jan (C)	4.0	33	14.3	37.8	17.9	52.1	6.3	9.5	37:44
11	't LAM Wim	4.0	30	3.6	50.0		57.1	1.6		6:53
12	JANSENS Koen	4.0	27	25.7	50.4	50.0	73.3	12.7	1.5	31:40
13	MARTENS Rene	1.5	31	2.2	45.5	0.0	50.0	1.4	0.4	13:53
14	van de BUNTE Kees	4.0	33	3.0	50.0		16.7	2.0		4:38
15	van der WERF Kornelis	4.0	32	8.5	51.2		50.0	5.2	0.3	18:10
TEAM			29.8	67.2	44.4	19.4	52.0	36.2	14.7	
Coach	VERHEUVEL Rob									
Assistant Coach	VERGOOSSEN Luc									

NED Played		
PR	KOR	83-48
PR	JPN	62-52
PR	SWE	62-45
PR	FRA	76-51
PR	AUS	48-47
QF	GER	72-66

Legend:

(C) : Captain PR : Preliminary Round QF : Quarterfinal SF : Semi-final
 PPG : Points Per Game RPG : Rebounds per Game APG : Assists per Game MPG : Minutes Played per Game
 FT% : Free Throws % FG% : Field Goals % 3FG% : 3 Points Field Goals %

PRNWB00000168.00026 00102522:09V010

THU 26 OCT 2000

SYDNEY SUPERDOME

Match No: 49

USA vs GER

Start Time: 9:30

Referees: BRIERE Gilles (CAN)
SUGIYAMA Kaneyoshi (JPN)

ENGLISH Robert (GBR)

United States of America (USA)											RUNNING SCORE																		
Time-Outs											Team Fouls																		
First Half											1	2	3	4	5	6	7	A	B	A	B	A	B	A	B				
Second Half											1	2	3	4	5	6	7	1	1			41	41			81	81	121	121
Extra Periods																		2	2			42	42			82	82	122	122
Class Points	Name of Players										No.	Player In	Fouls				A	B	A	B	A	B	A	B					
													1	2	3	4	5	3	3			43	43			83	83	123	123
	STUMP Jana Ashley										4							4	4			44	44			84	84	124	124
	CISNEROS Patricia										5							5	5			45	45			85	85	125	125
	RODRIGUEZ Alma										6							6	6			46	46			86	86	126	126
	THOMPSON Ann Walters										7							7	7			47	47			87	87	127	127
	HOWITT Jennifer										8							8	8			48	48			88	88	128	128
	BRANDENBURG Teresa										9							9	9			49	49			89	89	129	129
	TANBERG Bobbi										10							10	10			50	50			90	90	130	130
	NIBLEY Miriam										11							11	11			51	51			91	91	131	131
	RIPP Christina										12							12	12			52	52			92	92	132	132
	JOHNSON Josie										13							13	13			53	53			93	93	133	133
	CRAWFORD Janna Lynnette										14							14	14			54	54			94	94	134	134
	VERST Amy										15							15	15			55	55			95	95	135	135
Coach: BRASILE Frank																		16	16			56	56			96	96	136	136
1st Ass. Coach: LYKINS Ron																		17	17			57	57			97	97	137	137
2nd Ass. Coach: CHYNOWETH Tracy																		18	18			58	58			98	98	138	138
																		19	19			59	59			99	99	139	139
Germany (GER)											Team Fouls																		
Time-Outs											1	2	3	4	5	6	7	20	20			60	60			100	100	140	140
First Half											1	2	3	4	5	6	7	21	21			61	61			101	101	141	141
Second Half											1	2	3	4	5	6	7	22	22			62	62			102	102	142	142
Extra Periods																		23	23			63	63			103	103	143	143
Class Points	Name of Players										No.	Player In	Fouls				A	B	A	B	A	B	A	B					
													1	2	3	4	5	24 <td>24</td> <td></td> <td></td> <td>64</td> <td>64</td> <td></td> <td></td> <td>104</td> <td>104</td> <td>144</td> <td>144</td>	24			64	64			104	104	144	144
	DUNSTHEIMER Birgit										4							25	25			65	65			105	105	145	145
	OEZTUERK Cemile										5							26	26			66	66			106	106	146	146
	NGUYEN-THI Nu										6							27	27			67	67			107	107	147	147
	KIRSTE Heidi										7							28	28			68	68			108	108	148	148
	JANUSCH Anja										8							29	29			69	69			109	109	149	149
	SEIFERT Nicole										9							30	30			70	70			110	110	150	150
	THAMM Susanne										10							31	31			71	71			111	111	151	151
	SCHRATZ Nora										11							32	32			72	72			112	112	152	152
	KLEIN Verena										12							33	33			73	73			113	113	153	153
	BLEIFUSS Silke										13							34	34			74	74			114	114	154	154
	WESEMUELLER Heike										14							35	35			75	75			115	115	155	155
	ROEMELT Susanne										15							36	36			76	76			116	116	156	156
Coach: RICHAZ Peter																		37	37			77	77			117	117	157	157
1st Ass. Coach: SCHRECK Andrea																		38	38			78	78			118	118	158	158
2nd Ass. Coach:																		39	39			79	79			119	119	159	159
																		40	40			80	80			120	120	160	160

Wheelchair Basketball

Wheelchair Basketball

Wheelchair Basketball

Wheelchair Basketball

PRNWB00000169.00026 00102522:10V010

Match No: 50

MEX vs GBR

Start Time: 11:30

Referees: BURFORD Jonathon (USA)
CALIGIURI Gabriele (AUS)

CHUNG Hak Mo (KOR)

Mexico (MEX)												RUNNING SCORE												
Time-Outs						Team Fouls						A		B		A		B		A		B		
First Half						1	2	3	4	5	6	7	1	1	1	1	41	41	1	1	81	81	121	121
Second Half						1	2	3	4	5	6	7	2	2	2	2	42	42	2	2	82	82	122	122
Extra Periods													3	3	3	3	43	43	3	3	83	83	123	123
													4	4	4	4	44	44	4	4	84	84	124	124
													5	5	5	5	45	45	5	5	85	85	125	125
													6	6	6	6	46	46	6	6	86	86	126	126
													7	7	7	7	47	47	7	7	87	87	127	127
													8	8	8	8	48	48	8	8	88	88	128	128
													9	9	9	9	49	49	9	9	89	89	129	129
													10	10	10	10	50	50	10	10	90	90	130	130
													11	11	11	11	51	51	11	11	91	91	131	131
													12	12	12	12	52	52	12	12	92	92	132	132
													13	13	13	13	53	53	13	13	93	93	133	133
													14	14	14	14	54	54	14	14	94	94	134	134
													15	15	15	15	55	55	15	15	95	95	135	135
													16	16	16	16	56	56	16	16	96	96	136	136
													17	17	17	17	57	57	17	17	97	97	137	137
													18	18	18	18	58	58	18	18	98	98	138	138
													19	19	19	19	59	59	19	19	99	99	139	139
													20	20	20	20	60	60	20	20	100	100	140	140
													21	21	21	21	61	61	21	21	101	101	141	141
													22	22	22	22	62	62	22	22	102	102	142	142
													23	23	23	23	63	63	23	23	103	103	143	143
													24	24	24	24	64	64	24	24	104	104	144	144
													25	25	25	25	65	65	25	25	105	105	145	145
													26	26	26	26	66	66	26	26	106	106	146	146
													27	27	27	27	67	67	27	27	107	107	147	147
													28	28	28	28	68	68	28	28	108	108	148	148
													29	29	29	29	69	69	29	29	109	109	149	149
													30	30	30	30	70	70	30	30	110	110	150	150
													31	31	31	31	71	71	31	31	111	111	151	151
													32	32	32	32	72	72	32	32	112	112	152	152
													33	33	33	33	73	73	33	33	113	113	153	153
													34	34	34	34	74	74	34	34	114	114	154	154
													35	35	35	35	75	75	35	35	115	115	155	155
													36	36	36	36	76	76	36	36	116	116	156	156
													37	37	37	37	77	77	37	37	117	117	157	157
													38	38	38	38	78	78	38	38	118	118	158	158
													39	39	39	39	79	79	39	39	119	119	159	159
													40	40	40	40	80	80	40	40	120	120	160	160
Coach: VERGARA Eli						Coach: HUDSON Paul						Final Score: Team A: _____ Team B: _____												
1st Ass. Coach: LARRAGA Pablo						1st Ass. Coach: TARKENTER Malcolm						Name of Winning Team: _____												
2nd Ass. Coach: DURAND Sergio						2nd Ass. Coach: PAWSON Sue						ScoreKeeper: _____												
												Referee: _____												
												Umpire: _____												
												Captain's Signature in case of Protest: _____												

Wheelchair Basketball

PRNWB0000016A.00026 00102522:10V010

Match No: 51

MEX vs KOR

Start Time: 14:15

Referees: ARNOLD Sharon (AUS)
VLUG Theodorus (NED)

BHANIA Balwant (GBR)

Mexico (MEX)												RUNNING SCORE																			
Time-Outs						Team Fouls						A		B		A		B		A		B									
First Half						1	2	3	4	5	6	7	1	2	3	4	5	6	7	1	2	121	121	1	2	122	122				
Second Half						1	2	3	4	5	6	7	1	2	3	4	5	6	7	3	3	43	43	3	3	83	83	3	3	123	123
Extra Periods																				4	4	44	44	4	4	84	84	4	4	124	124
Class Points	Name of Players					No.	Player In	Fouls																							
	SALVADOR Pedro					4		1	2	3	4	5																			
	QUEVEDO Sergio					5																									
	LARRAGA Pablo					6																									
	ISAIAS Armando					7																									
	BLANCAS Luis					8																									
	PULIDO Jose					9																									
	OLIVAS Julio Cesar					10																									
	MAGANA Rigoberto					11																									
	HERNANDEZ Gilberto					12																									
	DURAN Mauro					13																									
	ORTEGA Raul					14																									
	ZAVALA Salvador					15																									
Coach: LOPEZ NINO Alejandro																															
1st Ass. Coach: DAVILA Aaron																															
2nd Ass. Coach: DURAND Sergio																															
	Korea (KOR)																														
Time-Outs						Team Fouls																									
First Half						1	2	3	4	5	6	7																			
Second Half						1	2	3	4	5	6	7																			
Extra Periods																															
Class Points	Name of Players					No.	Player In	Fouls																							
	KIM Ho-Yong					4		1	2	3	4	5																			
	KIM Jung-Seob					5																									
	KO Kwang-Yub					6																									
	HAN Jin-Hee					7																									
	IM Chan-Kuw					8																									
	PARK Sea-Kyun					9																									
	HAN Sa-Hyun					10																									
	KIM Chul-Soo					11																									
	KANG Hee-Joon					12																									
	YANG Hun-Mo					13																									
	KIM Young-Duk					14																									
	KIM Ji-Nam					15																									
Coach: IN-CHUL Shin																															
1st Ass. Coach:																															
2nd Ass. Coach:																															

Scores: First Half A _____ B _____ Second Half A _____ B _____ Extra Period A _____ B _____	Final Score: Team A: _____ Team B: _____ Name of Winning Team: _____
ScoreKeeper: _____ TimeKeeper: _____ 30' Operator: _____	Referee: _____ Umpire: _____ Captain's Signature in case of Protest: _____

Wheelchair Basketball

PRNWB0000016B.00026 00102522:10V010

Match No: 52

JPN vs RSA

Start Time: 16:15

Referees: DEWELL Ross (AUS)
SCHOENACKER David (FRA)

JUNGMANN Hans-Dieter (GER)

Japan (JPN)										RUNNING SCORE												
Time-Outs					Team Fouls					A		B		A		B		A		B		
First Half					1	2	3	4	5	6	7	1	2	1	2	1	2	1	2	1	2	
Second Half					1	2	3	4	5	6	7	3	4	3	4	3	4	3	4	3	4	
Extra Periods												4	5	4	5	4	5	4	5	4	5	
Class Points	Name of Players			No.	Player In	Fouls					A		B		A		B		A		B	
						1	2	3	4	5	1	2	1	2	1	2	1	2	1	2	1	2
	NEGI Shinji			4																		
	SHINTANI Hirofumi			5																		
	MIYAKE Katsumi			6																		
	SASAKI Katsuya			7																		
	KORETOMO Keisuke			8																		
	SUGASAWA Takao			9																		
	IWANO Hiroshi			10																		
	JIMBO Yasuhiro			11																		
	KYOYA Kazuyuki			12																		
	ISHIHARA Masaharu			13																		
	OSHIMA Tomohiko			14																		
	OIKAWA Shinpei			15																		
Coach: KOTAKI Osamu																						
1st Ass. Coach: OGAWA Tomoki																						
2nd Ass. Coach: SAITO Nobuaki																						
South Africa (RSA)										A		B		A		B		A		B		
First Half					1	2	3	4	5	6	7	1	2	1	2	1	2	1	2	1	2	
Second Half					1	2	3	4	5	6	7	3	4	3	4	3	4	3	4	3	4	
Extra Periods												4	5	4	5	4	5	4	5	4	5	
Class Points	Name of Players			No.	Player In	Fouls					A		B		A		B		A		B	
						1	2	3	4	5	1	2	1	2	1	2	1	2	1	2	1	2
	HARTNICK Shaun			4																		
	OHN Aye Htun			5																		
	FLEISER Leon			6																		
	WILLIAMS Ralph			7																		
	PAPENFUS Marius			8																		
	WESSELS Duggie			9																		
	OESCHGER Kobus			10																		
	HOUSTON James			11																		
	MANYANA Buntu			12																		
	WAITES Grant			13																		
	NORTJE Richard			14																		
	VICTOR Joppie			15																		
Coach: MOORGAS Shawn																						
1st Ass. Coach: MOORGAS Craig																						
2nd Ass. Coach: MOKONE Simon																						
Scores:		First Half	A	_____	B	_____																
		Second Half	A	_____	B	_____																
		Extra Period	A	_____	B	_____																
Final Score:		Team A: _____				Team B: _____																
Name of Winning Team:		_____																				
ScoreKeeper:		_____																				
TimeKeeper:		_____																				
30' Operator:		_____																				
Referee:		_____																				
Umpire:		_____																				
Captain's Signature in case of Protest:		_____																				

Wheelchair Basketball

PRNWB0000016C.00026 00102522:10V010

Match No: 53

CAN vs GBR

Start Time: 19:00

Referees: WALLAART Edwin (NED)
GONZALES Anthony (USA)

CAMPOS PERIS Sergio (ESP)

Canada (CAN)										RUNNING SCORE																
Time-Outs					Team Fouls					A		B		A		B		A		B						
First Half					1	2	3	4	5	6	7	1	1	2	2	3	3	4	4	5	5	6	6			
Second Half					1	2	3	4	5	6	7	7	7	8	8	9	9	10	10	11	11	12	12			
Extra Periods												13	13	14	14	15	15	16	16	17	17	18	18			
Class Points	Name of Players			No.	Player In	Fouls																				
						1	2	3	4	5																
	DUREPOS Dave			4																						
	HENDERSON Roy			5																						
	TREUER James			6																						
	DENNIS Jeff			7																						
	JOHNSON Joey			8																						
	NORTON Ross			9																						
	HALL Ken			10																						
	BORISOFF Jaimie			11																						
	ANDERSON Patrick			12																						
	STOUTENBURG Chris			13																						
	GAERTNER Travis			14																						
	PETER Richard			15																						
Coach: FROGLEY Michael																										
1st Ass. Coach: BOWES Paul																										
2nd Ass. Coach: TONELLO Jerry																										

Great Britain (GBR)										RUNNING SCORE																		
Time-Outs					Team Fouls					A		B		A		B		A		B								
First Half					1	2	3	4	5	6	7	19	19	20	20	21	21	22	22	23	23	24	24					
Second Half					1	2	3	4	5	6	7	25	25	26	26	27	27	28	28	29	29	30	30					
Extra Periods												31	31	32	32	33	33	34	34	35	35	36	36					
Class Points	Name of Players			No.	Player In	Fouls																						
						1	2	3	4	5																		
	CAINE Steve			4																								
	THOMAS Sinclair			5																								
	HAYES Kevin			6																								
	BYWATER Terry			7																								
	MUNN Simon			8																								
	POLLOCK Jonathan			9																								
	ADEPITAN Ade			10																								
	JOHNSON Dan			11																								
	BLAKE Andrew			12																								
	HOWLEY Fred			13																								
	PRICE Colin			14																								
	BRAMLEY David			15																								
Coach: TITMUSS David																												
1st Ass. Coach: SMITH Nigel																												
2nd Ass. Coach: TOLFREY Vicky																												

Scores:	First Half	A _____	B _____	Final Score:	Team A: _____	Team B: _____
	Second Half	A _____	B _____			
	Extra Period	A _____	B _____			
ScoreKeeper: _____				Name of Winning Team: _____		
TimeKeeper: _____				Referee: _____		
30' Operator: _____				Umpire: _____		
				Captain's Signature in case of Protest: _____		

Wheelchair Basketball

PRNWB0000016D.00026 00102522:10V010

THU 26 OCT 2000

SYDNEY SUPERDOME

Match No: 54

USA vs NED

Start Time: 21:00

Referees: ESHENKO Vladimer (CAN)
RAMOT Itzhack (ISR)

GAUTHIER Sebastien (CAN)

United States of America (USA)										RUNNING SCORE											
Time-Outs					Team Fouls					A		B		A		B		A		B	
First Half					1	2	3	4	5	6	7	1	1	1	1	41	41	81	81	121	121
Second Half					1	2	3	4	5	6	7	2	2	42	42	82	82	122	122		
Extra Periods												3	3	43	43	83	83	123	123		
												4	4	44	44	84	84	124	124		
												5	5	45	45	85	85	125	125		
												6	6	46	46	86	86	126	126		
												7	7	47	47	87	87	127	127		
												8	8	48	48	88	88	128	128		
												9	9	49	49	89	89	129	129		
												10	10	50	50	90	90	130	130		
												11	11	51	51	91	91	131	131		
												12	12	52	52	92	92	132	132		
												13	13	53	53	93	93	133	133		
												14	14	54	54	94	94	134	134		
												15	15	55	55	95	95	135	135		
												16	16	56	56	96	96	136	136		
												17	17	57	57	97	97	137	137		
												18	18	58	58	98	98	138	138		
												19	19	59	59	99	99	139	139		
												20	20	60	60	100	100	140	140		
												21	21	61	61	101	101	141	141		
												22	22	62	62	102	102	142	142		
												23	23	63	63	103	103	143	143		
												24	24	64	64	104	104	144	144		
												25	25	65	65	105	105	145	145		
												26	26	66	66	106	106	146	146		
												27	27	67	67	107	107	147	147		
												28	28	68	68	108	108	148	148		
												29	29	69	69	109	109	149	149		
												30	30	70	70	110	110	150	150		
												31	31	71	71	111	111	151	151		
												32	32	72	72	112	112	152	152		
												33	33	73	73	113	113	153	153		
												34	34	74	74	114	114	154	154		
												35	35	75	75	115	115	155	155		
												36	36	76	76	116	116	156	156		
												37	37	77	77	117	117	157	157		
												38	38	78	78	118	118	158	158		
												39	39	79	79	119	119	159	159		
												40	40	80	80	120	120	160	160		
Coach: BYRNES Dan																					
1st Ass. Coach: BURNS Frank																					
2nd Ass. Coach: PHILLIPS Mo																					
Netherlands (NED)																					
Time-Outs					Team Fouls																
First Half					1	2	3	4	5	6	7										
Second Half					1	2	3	4	5	6	7										
Extra Periods																					
Class Points	Name of Players				No.	Player In	Fouls														
	OOSTERBOSCH Mario				4		1	2	3	4	5										
	DETTMER Ruud				5																
	de ROOIJ Anton				6																
	JEBARI Mustafa				7																
	van GENT Arie				8																
	de GOEDE Frank				9																
	van der LINDEN Gert Jan				10																
	't LAM Wim				11																
	JANSENS Koen				12																
	MARTENS Rene				13																
	van de BUNTE Kees				14																
	van der WERF Kornelis				15																
Coach: VERHEUVEL Rob																					
1st Ass. Coach: VERGOOSSEN Luc																					
2nd Ass. Coach:																					
Scores:		First Half		A	_____	B	_____					Final Score:		Team A: _____		Team B: _____					
		Second Half		A	_____	B	_____					Name of Winning Team: _____									
		Extra Period		A	_____	B	_____					ScoreKeeper: _____		Referee: _____							
				TimeKeeper: _____								Umpire: _____									
				30' Operator: _____								Captain's Signature in case of Protest: _____									

Wheelchair Basketball

PRNWB0000016E.00073 00102522:34V020

WOMEN SEMIFINALS 1-4 MATCH RESULTS



WED 25 OCT 2000

SYDNEY SUPERDOME

Match No: 48

CAN 42 vs 23 NED

Start Time: 21:00

Attendance: 3402

Referees: GONZALES Anthony (USA)
JUNGMANN Hans-Dieter (GER)

CHUNG Hak Mo (KOR)

Scoring by 5 min intervals:	CAN	NED	1.HF				2.HF			
			2	2	8	17	23	34	38	42
			4	8	13	19	19	21	21	23

Canada (CAN)

No.	Name	MIN	PTS	Field Goals		2 Points		3 Points		Free Throws		Rebounds			AS	ST	TO	BS	PF	
				M/A	%	M/A	%	M/A	%	M/A	%	OR	DR	TOT						
* 4	KREMPIEN Jennifer	14:45											1	1			1		3	
5	ABBOTT Marni	17:55											1	1		1			1	
* 6	OHAMA Kendra	20:18	8	4/6	66.7	4/6	66.7						1	1		2		1	2	
7	PETERS Marnie	08:18											1	1		2	1	1		
* 8	DEL COLLE Renee	16:13	9	3/4	75.0	3/4	75.0			3/5	60.0		1	1		2				
* 9	BENOIT Chantal	25:18	5	2/9	22.2	2/7	28.6	0/2	0.0	1/4	25.0		1	1		1	3	1	1	
10	STILWELL Michelle	05:34								0/2	0.0						1		1	
11	PETTINICCHI Sabrina	18:28	8	4/8	50.0	4/8	50.0			0/1	0.0		1			1	2		2	
12	FERGUSON Tracey	17:20	4	2/13	15.4	2/12	16.7	0/1	0.0	0/4	0.0		1	1		2		1	1	
13	RADKE Lori	26:09	6	3/4	75.0	3/4	75.0						2	4		6	3	4	4	3
* 14	KUTROWSKI Linda	22:19	2	1/1	100.0	1/1	100.0						1			1	5	1		1
15	KELLY Jo	07:23		0/2	0.0	0/2	0.0							4		4			1	
Team Coach																				
TOTALS			42	19/47	40.4	19/44	43.2	0/3	0.0	4/16	25.0	7	15	22	14	11	15			14
Coach		FRICK Tim																		
Assistant Coach		BURLEIGH Jo-Anne									MASH-HADLOW Charlene									

Netherlands (NED)

No.	Name	MIN	PTS	Field Goals		2 Points		3 Points		Free Throws		Rebounds			AS	ST	TO	BS	PF	
				M/A	%	M/A	%	M/A	%	M/A	%	OR	DR	TOT						
* 4	JANSEN Jennette	28:01	5	2/7	28.6	2/7	28.6			1/1	100.0		2	2		4	2		6	4
5	GRIFFIOEN Jiske	01:32																1	1	
* 6	IBRAHIMI Achoucha	26:08		0/2	0.0	0/2	0.0										4			5
7	SANDERS Erna	00:08																		
8	TIGGELMAN Inge	11:59	4	2/7	28.6	2/4	50.0	0/3	0.0	0/1	0.0		1	1		1			3	
* 9	van der LAAN Guda	35:44	6	2/3	66.7	2/3	66.7			2/4	50.0		2	2			10		4	
10	MOS Jose	25:43	4	2/3	66.7	2/3	66.7			0/2	0.0		1	1		2				
* 11	KORVER Cher	24:58		0/2	0.0	0/2	0.0			0/2	0.0		1	1		2	1		3	2
12	WEVERS Miranda	07:19	2	1/2	50.0	1/2	50.0			0/2	0.0						1	1		
* 13	van VEGGEL Jeanine	28:39	2	1/6	16.7	1/6	16.7			0/2	0.0		3	10	13	1	1	3		2
14	GARNIER Petra	04:02												3	3		1			1
15	van LEEUWEN Evelyn	05:47															1			1
Team Coach																				
TOTALS			23	10/32	31.3	10/29	34.5	0/3	0.0	3/14	21.4	6	20	26	6	4	30			22
Coach		KLERKS Ben																		
Assistant Coach		MAKKENZE Henk									SCHEPERS Simone									

	CAN	NED
Points from Turnovers:	21	4
Biggest Lead:	19 (42-23)	7 (15-8)
Second Chance Points:	6	2
Lead Changes:	2	

	CAN	NED
Points in the Paint:	30	10
Biggest Scoring Run:	26-2 (38-21)	8-0 (8-2)
Fast Break Points:	4	2
Times Tied:	2	

Legend:

MIN : Minutes Played **M/A** : Made/Attempts **%** : Shooting Percentage **OR** : Offensive Rebounds
DR : Defensive Rebounds **TOT** : Total Rebounds **AS** : Assist **ST** : Steals
TO : Turnovers **BS** : Blocked Shots **PF** : Fouls **PTS** : Points
HF : Half of Time **OT** : Over Time * : Starting/Initial

PRNWB0000016F.00076B 00102522:36V020

Preliminary Group A					
Rank		AUS	NED	USA	GBR
1	AUS		38-26	44-36	43-12
2	NED	26-38		45-26	34-21
3	USA	36-44	26-45		58-30
4	GBR	12-43	21-34	30-58	

MATCHES			POINTS		Class.
PLAY	WON	LOST	FOR	AGST	Points
3	3	0	125	74	6
3	2	1	105	85	5
3	1	2	120	119	4
3	0	3	63	135	3

Preliminary Group B					
Rank		CAN	JPN	MEX	GER
1	CAN		49-32	60-28	36-26
2	JPN	32-49		57-41	62-52
3	MEX	28-60	41-57		45-44
4	GER	26-36	52-62	44-45	

MATCHES			POINTS		Class.
PLAY	WON	LOST	FOR	AGST	Points
3	3	0	145	86	6
3	2	1	151	142	5
3	1	2	114	161	4
3	0	3	122	143	3

Classification

Phase	Teams	Result
Semifinals 1 - 4	AUS vs JPN	45-33
Semifinals 1 - 4	CAN vs NED	42-23
Semifinals 5 - 8	USA vs GER	26-Oct
Semifinals 5 - 8	MEX vs GBR	26-Oct
Final 1 - 2	AUS vs CAN	27-Oct
Final 3 - 4	JPN vs NED	27-Oct
Final 5 - 6		27-Oct
Final 7 - 8		27-Oct

Final Standings

Medal	Rank	Team
-------	------	------

PRNWB00000170.00084A 00102522:36V020

Canada (CAN)

After 4 Matches

No.	Name	G	MIN	MPG	PTS	PPG	Field Goals		2 Points		3 Points		Free Throws		Rebounds			AS	ST	TO	BS	PF
							M/A	%	M/A	%	M/A	%	M/A	%	OR	DR	TOT					
4	KREMPIEN Jennifer	4	80:13	20:03			0/5	0.0	0/5	0.0					2	3	5	4	1	3		7
5	ABBOTT Marni	4	64:18	16:04	2	0.5	1/6	16.7	1/6	16.7					2	4	6	3	1	2		4
6	OHAMA Kendra	4	91:28	22:52	24	6.0	12/23	52.2	12/23	52.2					4	3	7	5	6	6		9
7	PETERS Marnie	4	30:33	7:38			0/3	0.0	0/3	0.0					4	5	9	4	1	7		1
8	DEL COLLE Renee	4	81:27	20:21	23	5.8	10/23	43.5	10/23	43.5			3/6	50.0	5	23	28	6	4	12	2	3
9	BENOIT Chantal	4	95:29	23:52	38	9.5	17/45	37.8	16/38	42.1	1/7	14.3	3/11	27.3	9	6	15	10	6	8		3
10	STILWELL Michelle	4	18:05	4:31									0/2	0.0	1	2	3		2	1		2
11	PETTINICCHI Sabrina	4	62:37	15:39	17	4.3	7/16	43.8	7/16	43.8			3/10	30.0	1	3	4	2	2	2		8
12	FERGUSON Tracey	4	82:14	20:33	26	6.5	12/48	25.0	11/39	28.2	1/9	11.1	1/11	9.1	4	2	6	2	3	9	1	3
13	RADKE Lori	3	68:31	22:50	27	9.0	13/25	52.0	13/25	52.0			1/4	25.0	5	15	20	7	7	10	2	5
14	KUTROWSKI Linda	4	91:07	22:46	18	4.5	7/15	46.7	7/15	46.7			4/8	50.0	5	14	19	9	4	4	2	5
15	KELLY Jo	4	33:58	8:29	12	3.0	5/10	50.0	5/10	50.0			2/7	28.6	2	8	10	1	1	4		2
Team/Coach																						
TOTALS					187	46.8	84/219	38.4	82/203	40.4	2/16	12.5	17/59	28.8	44	88	132	53	38	68	7	52
OPPONENTS					109	27.3	48/169	28.4	47/163	28.8	1/6	16.7	12/44	27.3	30	90	120	27	14	110	3	75

AVERAGES PER GAME

	CAN	OPPONENTS
Points from Turnovers	79	24
Points in the Paint	134	58
Second Chance Points	27	12
Fast Break Points	44	14

	CAN	OPPONENTS
Total Field Goals Made	21.0	12.0
2 Points Field Goals Made	20.5	11.8
3 Points Field Goals Made	0.5	0.3
Free Throws Made	4.3	3.0
Offensive Rebounds	11.0	7.5
Deffensive Rebounds	22.0	22.5
Total Rebounds	33.0	30.0
Assists	13.3	6.8
Steals	9.5	3.5
Turnovers	17.0	27.5
Blocked Shots	1.8	0.8
Fouls	13.0	18.8
Points from Turnovers	19.8	6.0
Points in the Paint	33.5	14.5
Second Chance Points	6.8	3.0
Fast Break Points	11.0	3.5

Legend:

G : Games Played	MIN : Minutes Played	MPG : Minutes Played per Game	PTS : Points
PPG : Points per Game	M/A : Made/Attempts	% : Shooting Percentage	OR : Offensive Rebounds
DR : Defensive Rebounds	TOT : Total Rebounds	AS : Assists	ST : Steals
TO : Turnovers	BS : Blocked Shots	PF : Fouls	

PRNWB00000171.00084A 00102522:37V020

Netherlands (NED)

After 4 Matches

No.	Name	G	MIN	MPG	PTS	PPG	Field Goals		2 Points		3 Points		Free Throws		Rebounds			AS	ST	TO	BS	PF
							M/A	%	M/A	%	M/A	%	M/A	%	OR	DR	TOT					
4	JANSEN Jennette	3	68:30	22:50	15	5.0	7/22	31.8	7/22	31.8			1/1	100.0	2	6	8	3		10	1	9
5	GRIFFIOEN Jiske	2	3:13	1:36			0/1	0.0	0/1	0.0			0/2	0.0					1	1		
6	IBRAHIMI Achoucha	4	110:26	27:36	2	0.5	1/6	16.7	1/6	16.7			0/2	0.0	4	5	9	1		6		11
7	SANDERS Erna	1	0:8	0:08																		
8	TIGGELMAN Inge	4	89:38	22:24	28	7.0	12/47	25.5	11/42	26.2	1/5	20.0	3/11	27.3	9	16	25	8	2	4	2	8
9	van der LAAN Guda	4	150:27	37:36	13	3.3	5/22	22.7	5/20	25.0	0/2	0.0	3/12	25.0	3	25	28	11	2	24		13
10	MOS Jose	4	111:53	27:58	8	2.0	4/7	57.1	4/7	57.1			0/2	0.0	1	7	8	1		8		7
11	KORVER Cher	4	94:30	23:37	8	2.0	4/13	30.8	4/13	30.8			0/4	0.0	2	2	4	1	1	7		7
12	WEVERS Miranda	4	37:09	9:17	6	1.5	3/11	27.3	3/11	27.3			0/4	0.0	3	6	9	2	1	1		4
13	van VEGGEL Jeanine	4	109:53	27:28	44	11.0	18/45	40.0	17/44	38.6	1/1	100.0	7/18	38.9	8	31	39	2	1	11	6	11
14	GARNIER Petra	1	4:02	4:02												3	3	1				1
15	van LEEUWEN Evelyn	3	20:11	6:43	4	1.3	2/5	40.0	2/5	40.0			0/2	0.0	3	1	4	1	1	1	1	3
Team/Coach																						
TOTALS					128	32.0	56/179	31.3	54/171	31.6	2/8	25.0	14/58	24.1	35	102	137	31	9	73	10	74
OPPONENTS					127	31.8	55/207	26.6	54/192	28.1	1/15	6.7	16/53	30.2	40	87	127	39	21	54	4	63

AVERAGES PER GAME

	NED	OPPONENTS
Points from Turnovers	31	44
Points in the Paint	72	68
Second Chance Points	16	18
Fast Break Points	18	8

	NED	OPPONENTS
Total Field Goals Made	14.0	13.8
2 Points Field Goals Made	13.5	13.5
3 Points Field Goals Made	0.5	0.3
Free Throws Made	3.5	4.0
Offensive Rebounds	8.8	10.0
Deffensive Rebounds	25.5	21.8
Total Rebounds	34.3	31.8
Assists	7.8	9.8
Steals	2.3	5.3
Turnovers	18.3	13.5
Blocked Shots	2.5	1.0
Fouls	18.5	15.8
Points from Turnovers	7.8	11.0
Points in the Paint	18.0	17.0
Second Chance Points	4.0	4.5
Fast Break Points	4.5	2.0

Legend:

G : Games Played	MIN : Minutes Played	MPG : Minutes Played per Game	PTS : Points
PPG : Points per Game	M/A : Made/Attempts	% : Shooting Percentage	OR : Offensive Rebounds
DR : Defensive Rebounds	TOT : Total Rebounds	AS : Assists	ST : Steals
TO : Turnovers	BS : Blocked Shots	PF : Fouls	

PRNWB00000172.00084B 00102522:38V050

Name	G		PTS	PPG	Field Goals		2 Points		3 Points		Free Throws		Rebounds			AS	ST	TO	BS	PF
					M/A	%	M/A	%	M/A	%	M/A	%	OR	DR	TOT					
Australia (AUS)	4	For	170	42.5	70/227	30.8	70/223	31.4	0/4	0.0	30/60	50.0	49	100	149	56	21	40	9	42
		Agn	107	26.8	47/190	24.7	44/177	24.9	3/13	23.1	10/30	33.3	33	99	132	21	7	75	10	73
Canada (CAN)	4	For	187	46.8	84/219	38.4	82/203	40.4	2/16	12.5	17/59	28.8	44	88	132	53	38	68	7	52
		Agn	109	27.3	48/169	28.4	47/163	28.8	1/6	16.7	12/44	27.3	30	90	120	27	14	110	3	75
Great Britain (GBR)	3	For	63	21.0	26/122	21.3	26/119	21.8	0/3	0.0	11/37	29.7	22	71	93	17	6	70	6	52
		Agn	135	45.0	54/174	31.0	52/168	31.0	2/6	33.3	25/55	45.5	45	70	115	33	15	39	6	46
Germany (GER)	3	For	122	40.7	46/183	25.1	43/173	24.9	3/10	30.0	27/57	47.4	48	73	121	27	9	59		81
		Agn	143	47.7	51/143	35.7	50/139	36.0	1/4	25.0	40/90	44.4	31	80	111	27	14	64	11	68
Japan (JPN)	4	For	184	46.0	77/194	39.7	76/189	40.2	1/5	20.0	29/81	35.8	28	116	144	45	12	79	6	80
		Agn	187	46.8	79/259	30.5	77/243	31.7	2/16	12.5	27/61	44.3	53	90	143	49	20	50	1	77
Mexico (MEX)	3	For	114	38.0	45/155	29.0	45/151	29.8	0/4	0.0	24/60	40.0	31	64	95	25	13	76	5	76
		Agn	161	53.7	67/178	37.6	66/173	38.2	1/5	20.0	26/80	32.5	50	81	131	46	20	62	2	61
Netherlands (NED)	4	For	128	32.0	56/179	31.3	54/171	31.6	2/8	25.0	14/58	24.1	35	102	137	31	9	73	10	74
		Agn	127	31.8	55/207	26.6	54/192	28.1	1/15	6.7	16/53	30.2	40	87	127	39	21	54	4	63
United States of America (USA)	3	For	120	40.0	50/191	26.2	47/173	27.2	3/18	16.7	17/47	36.2	49	72	121	26	12	35	3	53
		Agn	119	39.7	53/150	35.3	53/147	36.1	0/3	0.0	13/46	28.3	24	89	113	38	9	46	9	47
TOTALS FOR ALL TEAMS					454/1470	30.9	443/1402	31.6	11/68	16.2	169/459	36.8	306	686	992	280	120	500	46	510

Wheelchair Basketball

Wheelchair Basketball

Wheelchair Basketball

Wheelchair Basketball

Legend:

G : Games Played	Agn : Against	PF : Fouls	PTS : Points
PPG : Points per Game	M/A : Made/Attempts	% : Shooting Percentage	OR : Offensive Rebounds
DR : Defensive Rebounds	TOT : Total Rebounds	AS : Assists	ST : Steals
TO : Turnovers	BS : Blocked Shots		

PRNWB00000173.00085A 00102522:40V050

TOTAL FIELD GOALS %				
Rk	Team	G	M/A	%
1	JPN	4	77/194	39.7%
2	CAN	4	84/219	38.4%
3	NED	4	56/179	31.3%
4	AUS	4	70/227	30.8%
5	MEX	3	45/155	29.0%
6	USA	3	50/191	26.2%
7	GER	3	46/183	25.1%
8	GBR	3	26/122	21.3%

2 POINTS FIELD GOALS %				
Rk	Team	G	M/A	%
1	CAN	4	82/203	40.4%
2	JPN	4	76/189	40.2%
3	NED	4	54/171	31.6%
4	AUS	4	70/223	31.4%
5	MEX	3	45/151	29.8%
6	USA	3	47/173	27.2%
7	GER	3	43/173	24.9%
8	GBR	3	26/119	21.8%

3 POINTS FIELD GOALS %				
Rk	Team	G	M/A	%
1	GER	3	3/10	30.0%
2	NED	4	2/8	25.0%
3	JPN	4	1/5	20.0%
4	USA	3	3/18	16.7%
5	CAN	4	2/16	12.5%

FREE THROWS %				
Rk	Team	G	M/A	%
1	AUS	4	30/60	50.0%
2	GER	3	27/57	47.4%
3	MEX	3	24/60	40.0%
4	USA	3	17/47	36.2%
5	JPN	4	29/81	35.8%
6	GBR	3	11/37	29.7%
7	CAN	4	17/59	28.8%
8	NED	4	14/58	24.1%

POINTS FOR				
Rk	Team	G	Total	Avg
1	CAN	4	187	46.8
2	JPN	4	184	46.0
3	AUS	4	170	42.5
4	GER	3	122	40.7
5	USA	3	120	40.0
6	MEX	3	114	38.0
7	NED	4	128	32.0
8	GBR	3	63	21.0

POINTS AGAINST				
Rk	Team	G	Total	Avg
1	AUS	4	107	26.8
2	CAN	4	109	27.3
3	NED	4	127	31.8
4	USA	3	119	39.7
5	GBR	3	135	45.0
6	JPN	4	187	46.8
7	GER	3	143	47.7
8	MEX	3	161	53.7

REBOUNDS						
Rk	Team	G	Off	Def	Total	Avg
1	GER	3	48	73	121	40.3
	USA	3	49	72	121	40.3
3	AUS	4	49	100	149	37.3
4	JPN	4	28	116	144	36.0
5	NED	4	35	102	137	34.3
6	CAN	4	44	88	132	33.0
7	MEX	3	31	64	95	31.7
8	GBR	3	22	71	93	31.0

ASSISTS				
Rk	Team	G	Total	Avg
1	AUS	4	56	14.0
2	CAN	4	53	13.3
3	JPN	4	45	11.3
4	GER	3	27	9.0
5	USA	3	26	8.7
6	MEX	3	25	8.3
7	NED	4	31	7.8
8	GBR	3	17	5.7

STEALS				
Rk	Team	G	Total	Avg
1	CAN	4	38	9.5
2	AUS	4	21	5.3
3	MEX	3	13	4.3
4	USA	3	12	4.0
5	JPN	4	12	3.0
	GER	3	9	3.0
7	NED	4	9	2.3
8	GBR	3	6	2.0

TURNOVERS				
Rk	Team	G	Total	Avg
1	MEX	3	76	25.3
2	GBR	3	70	23.3
3	JPN	4	79	19.8
4	GER	3	59	19.7
5	NED	4	73	18.3
6	CAN	4	68	17.0
7	USA	3	35	11.7
8	AUS	4	40	10.0

BLOCKED SHOTS				
Rk	Team	G	Total	Avg
1	NED	4	10	2.5
2	AUS	4	9	2.3
3	GBR	3	6	2.0
4	CAN	4	7	1.8
5	MEX	3	5	1.7
6	JPN	4	6	1.5
7	USA	3	3	1.0

FOULS				
Rk	Team	G	Total	Avg
1	GER	3	81	27.0
2	MEX	3	76	25.3
3	JPN	4	80	20.0
4	NED	4	74	18.5
5	USA	3	53	17.7
6	GBR	3	52	17.3
7	CAN	4	52	13.0
8	AUS	4	42	10.5

Legend:

G : Games Played **M/A** : Made Attempts **%** : Shooting Percentage **Avg** : Average per Game
Off : Offensive Rebounds **Def** : Defensive Rebounds **Rk** : Rank

**TEAM RANKING AT CONCLUSION OF
DAY 6, OCTOBER 25, 2000**

PRNWB00000174.00085B 00102522:41V050

SCORING											
Rk	Name	Team	G	2 Points		3 Points		Free Throws		Total	Avg
1	UEMURA Chika	JPN	4	26/63	41.3%	0/0		10/25	40.0%	62	15.5
2	VAZQUEZ DELGADILLO Lucia	MEX	3	15/38	39.5%	0/3	0.0%	12/26	46.2%	42	14.0
3	TESCH Liesl	AUS	4	18/55	32.7%	0/3	0.0%	17/28	60.7%	53	13.3
4	van VEGGEL Jeanine	NED	4	17/44	38.6%	1/1	100.0%	7/18	38.9%	44	11.0
	JANUSCH Anja	GER	3	14/41	34.1%	0/2	0.0%	5/8	62.5%	33	11.0
6	SOEDA Tomoe	JPN	4	20/37	54.1%	0/0		3/10	30.0%	43	10.8
7	BENOIT Chantal	CAN	4	16/38	42.1%	1/7	14.3%	3/11	27.3%	38	9.5
8	CARTER Amanda	AUS	4	17/43	39.5%	0/0		3/9	33.3%	37	9.3
	RIPP Christina	USA	3	7/31	22.6%	2/11	18.2%	8/19	42.1%	28	9.3
10	RADKE Lori	CAN	3	13/25	52.0%	0/0		1/4	25.0%	27	9.0

REBOUNDS							
Rk	Name	Team	G	Off	Def	Total	Avg
1	UEMURA Chika	JPN	4	14	65	79	19.8
2	TESCH Liesl	AUS	4	13	37	50	12.5
3	JANUSCH Anja	GER	3	17	20	37	12.3
4	VAZQUEZ DELGADILLO Lucia	MEX	3	8	26	34	11.3
5	van VEGGEL Jeanine	NED	4	8	31	39	9.8
6	BAILLIE Sarah	GBR	3	5	22	27	9.0
7	JOHNSON Josie	USA	3	14	12	26	8.7
8	CRAWFORD Janna Lynnette	USA	3	8	15	23	7.7
9	DUNSTHEIMER Birgit	GER	3	13	9	22	7.3
	MONTANO Ma. Carmen	MEX	3	5	17	22	7.3

ASSIST					
Rk	Name	Team	G	Total	Avg
1	TESCH Liesl	AUS	4	21	5.3
2	TAKABAYASHI Mika	JPN	4	18	4.5
3	VAZQUEZ DELGADILLO Lucia	MEX	3	11	3.7
4	van der LAAN Guda	NED	4	11	2.8
5	JANUSCH Anja	GER	3	8	2.7
6	ADAMS Julianne	AUS	4	10	2.5
	BENOIT Chantal	CAN	4	10	2.5
8	KUTROWSKI Linda	CAN	4	9	2.3
	RADKE Lori	CAN	3	7	2.3
	RIPP Christina	USA	3	7	2.3

STEALS					
Rk	Name	Team	G	Total	Avg
1	RADKE Lori	CAN	3	7	2.3
2	TESCH Liesl	AUS	4	8	2.0
3	BENOIT Chantal	CAN	4	6	1.5
	OHAMA Kendra	CAN	4	6	1.5
5	MOSELY Alison	AUS	4	5	1.3
	MONTANO Ma. Carmen	MEX	3	4	1.3

6 players tied at 1.0

TURNOVERS					
Rk	Name	Team	G	Total	Avg
1	WILD Ann	GBR	3	21	7.0
2	van der LAAN Guda	NED	4	24	6.0
3	TAKABAYASHI Mika	JPN	4	19	4.8
4	VAZQUEZ DELGADILLO Lucia	MEX	3	14	4.7
5	SOEDA Tomoe	JPN	4	16	4.0
	JANUSCH Anja	GER	3	12	4.0
	VAZQUEZ Teresita	MEX	3	12	4.0
8	BAILLIE Sarah	GBR	3	11	3.7
9	UEMURA Chika	JPN	4	14	3.5

2 players tied at 3.3

BLOCKED SHOTS					
Rk	Name	Team	G	Total	Avg
1	van VEGGEL Jeanine	NED	4	6	1.5
2	VAZQUEZ DELGADILLO Lucia	MEX	3	4	1.3
3	MOSELY Alison	AUS	4	4	1.0
	MacLEAN Caroline	GBR	3	3	1.0
5	TESCH Liesl	AUS	4	3	0.8
6	BAILLIE Sarah	GBR	3	2	0.7
	RADKE Lori	CAN	3	2	0.7

6 players tied at 0.5

FOULS					
Rk	Name	Team	G	Total	Avg
1	JANUSCH Anja	GER	3	14	4.7
2	WILD Ann	GBR	3	11	3.7

9 players tied at 3.3

Legend:
G : Games Played **M/A** : Made Attempts % : Shooting Percentage **Avg** : Average per Game
Off : Offensive Rebounds **Def** : Defensive Rebounds **Rk** : Rank

NOTE: Players eligible for statistics with attempts/games minimum, have to play at least 50% of all games

PLAYER RANKING AT CONCLUSION OF DAY 6, OCTOBER 25, 2000

TOTAL FIELD GOALS % (8 attempts/game minimum)

Rk	Name	Team	G	M/A	%
1	SOEDA Tomoe	JPN	4	20/37	54.1%
2	RADKE Lori	CAN	3	13/25	52.0%
3	BAILLIE Sarah	GBR	3	11/26	42.3%
4	UEMURA Chika	JPN	4	26/63	41.3%
5	van VEGGEL Jeanine	NED	4	18/45	40.0%
6	CARTER Amanda	AUS	4	17/43	39.5%
7	BENOIT Chantal	CAN	4	17/45	37.8%
8	VAZQUEZ DELGADILLO Lucia	MEX	3	15/41	36.6%
9	JANUSCH Anja	GER	3	14/43	32.6%
10	TAKABAYASHI Mika	JPN	4	13/40	32.5%

TOTAL FIELD GOALS MADE

Rk	Name	Team	G	Total	Avg
1	UEMURA Chika	JPN	4	26	6.5
2	SOEDA Tomoe	JPN	4	20	5.0
	VAZQUEZ DELGADILLO Lucia	MEX	3	15	5.0
4	JANUSCH Anja	GER	3	14	4.7
5	TESCH Liesl	AUS	4	18	4.5
	van VEGGEL Jeanine	NED	4	18	4.5
7	BENOIT Chantal	CAN	4	17	4.3
	CARTER Amanda	AUS	4	17	4.3
	RADKE Lori	CAN	3	13	4.3
10	MOSELY Alison	AUS	4	15	3.8

2 POINTS FIELD GOALS % (6 attempts/game minimum)

Rk	Name	Team	G	M/A	%
1	SOEDA Tomoe	JPN	4	20/37	54.1%
2	RADKE Lori	CAN	3	13/25	52.0%
3	BAILLIE Sarah	GBR	3	11/26	42.3%
4	BENOIT Chantal	CAN	4	16/38	42.1%
5	UEMURA Chika	JPN	4	26/63	41.3%
6	VERST Amy	USA	3	8/20	40.0%
7	CARTER Amanda	AUS	4	17/43	39.5%
	VAZQUEZ DELGADILLO Lucia	MEX	3	15/38	39.5%
9	van VEGGEL Jeanine	NED	4	17/44	38.6%
10	TAKABAYASHI Mika	JPN	4	13/36	36.1%

2 POINTS FIELD GOALS MADE

Rk	Name	Team	G	Total	Avg
1	UEMURA Chika	JPN	4	26	6.5
2	SOEDA Tomoe	JPN	4	20	5.0
	VAZQUEZ DELGADILLO Lucia	MEX	3	15	5.0
4	JANUSCH Anja	GER	3	14	4.7
5	TESCH Liesl	AUS	4	18	4.5
6	CARTER Amanda	AUS	4	17	4.3
	van VEGGEL Jeanine	NED	4	17	4.3
	RADKE Lori	CAN	3	13	4.3
9	BENOIT Chantal	CAN	4	16	4.0
10	MOSELY Alison	AUS	4	15	3.8

3 POINTS FIELD GOALS % (2 attempts/game minimum)

Rk	Name	Team	G	M/A	%
1	RIPP Christina	USA	3	2/11	18.2%
2	FERGUSON Tracey	CAN	4	1/9	11.1%

3 POINTS FIELD GOALS MADE

Rk	Name	Team	G	Total	Avg
1	KIRSTE Heidi	GER	3	2	0.7
	RIPP Christina	USA	3	2	0.7
3	BENOIT Chantal	CAN	4	1	0.3
	FERGUSON Tracey	CAN	4	1	0.3
	JOHNSON Josie	USA	3	1	0.3
	MASHIKO Megumi	JPN	4	1	0.3
	OEZTUERK Cemile	GER	3	1	0.3
	TIGGELMAN Inge	NED	4	1	0.3
	van VEGGEL Jeanine	NED	4	1	0.3

FREE THROWS % (3 attempts/game minimum)

Rk	Name	Team	G	M/A	%
1	TESCH Liesl	AUS	4	17/28	60.7%
2	KIRSTE Heidi	GER	3	7/14	50.0%
3	VAZQUEZ DELGADILLO Lucia	MEX	3	12/26	46.2%
4	MINAMIKAWA Sachiko	JPN	4	7/16	43.8%
5	RIPP Christina	USA	3	8/19	42.1%
6	UEMURA Chika	JPN	4	10/25	40.0%
	WILD Ann	GBR	3	4/10	40.0%
8	van VEGGEL Jeanine	NED	4	7/18	38.9%
9	TAKABAYASHI Mika	JPN	4	5/13	38.5%
10	van der LAAN Guda	NED	4	3/12	25.0%

FREE THROWS MADE

Rk	Name	Team	G	Total	Avg
1	TESCH Liesl	AUS	4	17	4.3
2	VAZQUEZ DELGADILLO Lucia	MEX	3	12	4.0
3	RIPP Christina	USA	3	8	2.7
4	UEMURA Chika	JPN	4	10	2.5
5	KIRSTE Heidi	GER	3	7	2.3
6	MINAMIKAWA Sachiko	JPN	4	7	1.8
	van VEGGEL Jeanine	NED	4	7	1.8
8	JANUSCH Anja	GER	3	5	1.7

4 players tied at 1.3

Legend:

G : Games Played **M/A** : Made Attempts **%** : Shooting Percentage **Avg** : Average per Game
Off : Offensive Rebounds **Def** : Defensive Rebounds **Rk** : Rank

NOTE: Players eligible for statistics with attempts/games minimum, have to play at least 50% of all games

**PLAYER RANKING AT CONCLUSION OF
DAY 6, OCTOBER 25, 2000**

PRNWB00000175.0008 00102522:44V04OC

DATE	TIME	TEAMS	PHASE	Match No.	GENDER	LOCATION	
19 OCT 2000	9:30	MEX vs CAN	Preliminary Group A	1	MEN	Sydney SuperDome	
	11:30	KOR vs NED	Preliminary Group B	2	MEN	Sydney SuperDome	
	14:15	JPN vs AUS	Preliminary Group B	3	MEN	Sydney SuperDome	
	16:15	GBR vs GER	Preliminary Group A	4	MEN	Sydney SuperDome	
	19:00	SWE vs FRA	Preliminary Group B	5	MEN	Sydney SuperDome	
	21:00	RSA vs USA	Preliminary Group A	6	MEN	Sydney SuperDome	
20 OCT 2000	9:30	NED vs JPN	Preliminary Group B	7	MEN	Sydney SuperDome	
	11:30	SWE vs KOR	Preliminary Group B	8	MEN	Sydney SuperDome	
	14:15	USA vs GBR	Preliminary Group A	9	WOMEN	Sydney SuperDome	
	16:15	AUS vs NED	Preliminary Group A	10	WOMEN	Sydney SuperDome	
	19:00	CAN vs GBR	Preliminary Group A	11	MEN	Sydney SuperDome	
	19:00	USA vs MEX	Preliminary Group A	12	MEN	The Dome	
	21:00	AUS vs FRA	Preliminary Group B	13	MEN	Sydney SuperDome	
	21:00	GER vs RSA	Preliminary Group A	14	MEN	The Dome	
21 OCT 2000	9:30	USA vs NED	Preliminary Group A	15	WOMEN	Sydney SuperDome	
	11:30	CAN vs MEX	Preliminary Group B	16	WOMEN	Sydney SuperDome	
	14:15	FRA vs JPN	Preliminary Group B	17	MEN	Sydney SuperDome	
	14:15	RSA vs CAN	Preliminary Group A	18	MEN	The Dome	
	16:15	GER vs USA	Preliminary Group A	19	MEN	Sydney SuperDome	
	16:15	KOR vs AUS	Preliminary Group B	20	MEN	The Dome	
	19:00	JPN vs GER	Preliminary Group B	21	WOMEN	Sydney SuperDome	
	19:00	GBR vs MEX	Preliminary Group A	22	MEN	The Dome	
	21:00	AUS vs GBR	Preliminary Group A	23	WOMEN	Sydney SuperDome	
	21:00	SWE vs NED	Preliminary Group B	24	MEN	The Dome	
22 OCT 2000	9:30	MEX vs RSA	Preliminary Group A	25	MEN	Sydney SuperDome	
	11:30	NED vs FRA	Preliminary Group B	26	MEN	Sydney SuperDome	
	14:15	USA vs GBR	Preliminary Group A	27	MEN	Sydney SuperDome	
	14:15	NED vs GBR	Preliminary Group A	28	WOMEN	The Dome	
	16:15	SWE vs AUS	Preliminary Group B	29	MEN	Sydney SuperDome	
	16:15	JPN vs MEX	Preliminary Group B	30	WOMEN	The Dome	
	19:00	JPN vs KOR	Preliminary Group B	31	MEN	Sydney SuperDome	
	19:00	CAN vs GER	Preliminary Group B	32	WOMEN	The Dome	
	21:00	CAN vs GER	Preliminary Group A	33	MEN	Sydney SuperDome	
	21:00	AUS vs USA	Preliminary Group A	34	WOMEN	The Dome	
	23 OCT 2000	9:30	GER vs MEX	Preliminary Group B	35	WOMEN	Sydney SuperDome
		9:30	KOR vs FRA	Preliminary Group B	36	MEN	The Dome
11:30		MEX vs GER	Preliminary Group A	37	MEN	Sydney SuperDome	
11:30		SWE vs JPN	Preliminary Group B	38	MEN	The Dome	
14:15		CAN vs JPN	Preliminary Group B	39	WOMEN	Sydney SuperDome	
16:15		RSA vs GBR	Preliminary Group A	40	MEN	Sydney SuperDome	
19:00		CAN vs USA	Preliminary Group A	41	MEN	Sydney SuperDome	
21:00		AUS vs NED	Preliminary Group B	42	MEN	Sydney SuperDome	
25 OCT 2000	9:30	CAN vs SWE	Quarterfinals	43	MEN	Sydney SuperDome	
	11:30	FRA vs GBR	Quarterfinals	44	MEN	Sydney SuperDome	
	14:15	USA vs AUS	Quarterfinals	45	MEN	Sydney SuperDome	
	16:15	NED vs GER	Quarterfinals	46	MEN	Sydney SuperDome	
	19:00	AUS vs JPN	Semifinals 1-4	47	WOMEN	Sydney SuperDome	
	21:00	CAN vs NED	Semifinals 1-4	48	WOMEN	Sydney SuperDome	

Wheelchair Basketball

Wheelchair Basketball

Wheelchair Basketball

Wheelchair Basketball

UPDATE TO INDICATE PROGRESSION TO
MENS AND WOMENS FINALS SERIES

CORRECTED

DATE	TIME	TEAMS	PHASE	Match No.	GENDER	LOCATION
26 OCT 2000	9:30	USA vs GER	Semifinals 5-8	49	WOMEN	Sydney SuperDome
	11:30	MEX vs GBR	Semifinals 5-8	50	WOMEN	Sydney SuperDome
	14:15	MEX vs KOR	Semifinals 9-12	51	MEN	Sydney SuperDome
	16:15	JPN vs RSA	Semifinals 9-12	52	MEN	Sydney SuperDome
	19:00	CAN vs GBR	Semifinals 1-4	53	MEN	Sydney SuperDome
	21:00	USA vs NED	Semifinals 1-4	54	MEN	Sydney SuperDome
27 OCT 2000	9:30	SWE vs FRA	Semifinals 5-8	55	MEN	Sydney SuperDome
	11:30	AUS vs GER	Semifinals 5-8	56	MEN	Sydney SuperDome
	14:30	LOSER of Semifinals (49) vs LOSER of Semifinals (50)	7th-8th Place	57	WOMEN	Sydney SuperDome
	16:30	WINNER of Semifinals (49) vs WINNER of Semifinals (50)	5th-6th Place	58	WOMEN	Sydney SuperDome
	19:30	JPN vs NED	Bronze Medal	59	WOMEN	Sydney SuperDome
	21:30	AUS vs CAN	Gold Medal	60	WOMEN	Sydney SuperDome
28 OCT 2000	9:30	LOSER of Semifinals (51) vs LOSER of Semifinals (52)	11th-12th Place	61	MEN	Sydney SuperDome
	11:30	WINNER of Semifinals (51) vs WINNER of Semifinals (52)	9th-10th Place	62	MEN	Sydney SuperDome
	14:30	LOSER of Semifinals (56) vs LOSER of Semifinals (55)	7th-8th Place	63	MEN	Sydney SuperDome
	16:30	WINNER of Semifinals (56) vs WINNER of Semifinals (55)	5th-6th Place	64	MEN	Sydney SuperDome
	19:30	LOSER of Semifinals (54) vs LOSER of Semifinals (53)	Bronze Medal	65	MEN	Sydney SuperDome
	21:30	WINNER of Semifinals (54) vs WINNER of Semifinals (53)	Gold Medal	66	MEN	Sydney SuperDome

Wheelchair Basketball

Wheelchair Basketball

Wheelchair Basketball

Wheelchair Basketball

UPDATE TO INDICATE PROGRESSION TO
MENS AND WOMENS FINALS SERIES

CORRECTED

PRNWB00000176.00051 00102608:10V020

Match No: 49

USA vs GER

Start Time: 9:30

Referees: BRIERE Gilles (CAN)
SUGIYAMA Kaneyoshi (JPN)

ENGLISH Robert (GBR)

United States of America (USA)

No.	Name	Class Points	Age	PPG	FG%	3FG%	FT%	RPG	APG	MPG
4	STUMP Jana Ashley	1.5	25	1.3	22.2			1.3	1.0	14:40
5	CISNEROS Patricia	2.0	22		0.0		0.0	2.0		8:53
6	RODRIGUEZ Alma	3.0	33	2.0	50.0		0.0	1.7	0.3	9:22
7	THOMPSON Ann Walters	1.0	31	1.3	12.5	0.0		1.7	0.3	21:15
8	HOWITT Jennifer	1.0	18					1.0		7:56
9	BRANDENBURG Teresa	1.5	25	5.0	30.4		100.0	2.0	1.3	24:48
10	TANBERG Bobbi	4.5	31	1.5	33.3		25.0	0.5		10:06
11	NIBLEY Miriam	2.0	23	0.7	14.3			3.0	0.3	13:55
12	RIPP Christina	2.5	20	9.3	21.4	18.2	42.1	5.7	2.3	28:46
13	JOHNSON Josie (C)	4.5	26	8.0	27.8	20.0	50.0	8.7	2.0	23:48
14	CRAWFORD Janna Lynnette	4.5	25	5.3	31.8		25.0	7.7	0.7	21:53
15	VERST Amy	4.5	32	6.0	38.1	0.0	40.0	5.7	0.3	20:35
			TEAM	25.9	40.0	26.2	16.7	36.2	40.3	8.7
Coach				BRASILE Frank						
Assistant Coach				LYKINS Ron						
				CHYNOWETH Tracy						

USA Played		
PR	GBR	58-30
PR	NED	26-45
PR	AUS	36-44

Germany (GER)

No.	Name	Class Points	Age	PPG	FG%	3FG%	FT%	RPG	APG	MPG
4	DUNSTHEIMER Birgit	3.0	23	1.7	7.7		37.5	7.3	0.7	24:58
5	OEZTUERK Cemile	3.0	29	3.0	18.8	100.0	33.3	2.0	0.3	14:44
6	NGUYEN-THI Nu (C)	3.5	28	6.7	20.5	0.0	50.0	5.0	2.0	34:47
7	KIRSTE Heidi	1.5	34	7.0	22.2	50.0	50.0	3.3	0.7	24:37
8	JANUSCH Anja	3.0	29	11.0	32.6	0.0	62.5	12.3	2.7	35:11
9	SEIFERT Nicole	2.0	26	5.7	41.2		60.0	1.7	1.0	22:42
10	THAMM Susanne	4.5	34	0.7	12.5			4.7	0.3	9:33
11	SCHRATZ Nora	2.5	21							0:31
12	KLEIN Verena	1.0	36	2.0	25.0		0.0	2.7	0.3	21:49
13	BLEIFUSS Silke	4.5	24	2.3	28.6		75.0	1.3	0.7	6:04
14	WESEMUELLER Heike	4.5	31	1.0	100.0		0.0			5:49
15	ROEMELT Susanne	2.5	39						1.0	4:23
			TEAM	29.5	40.7	25.1	30.0	47.4	40.3	9.0
Coach				RICHARZ Peter						
Assistant Coach				SCHRECK Andrea						

GER Played		
PR	JPN	52-62
PR	CAN	26-36
PR	MEX	44-45

Legend:

(C) : Captain PR : Preliminary Round QF : Quarterfinal SF : Semi-final
 PPG : Points Per Game RPG : Rebounds per Game APG : Assists per Game MPG : Minutes Played per Game
 FT% : Free Throws % FG% : Field Goals % 3FG% : 3 Points Field Goals %

PRNWB00000177.00073 00102610:05V010

Match No: 49

USA 19 vs 10 GER

Start Time: 9:30

Attendance:

Referees: BRIERE Gilles (CAN)
SUGIYAMA Kaneyoshi (JPN)

ENGLISH Robert (GBR)

FIRST HALF

Scoring by 5 min intervals: USA
GER

2	4	13	19
2	10	10	10

United States of America (USA)

No.	Name	MIN	PTS	Field Goals		2 Points		3 Points		Free Throws		Rebounds			AS	ST	TO	BS	PF	
				M/A	%	M/A	%	M/A	%	M/A	%	OR	DR	TOT						
4	STUMP Jana Ashley	05:44		0/2	0.0	0/2	0.0						3	3						
* 5	CISNEROS Patricia	06:48																	1	
* 6	RODRIGUEZ Alma	06:48										1	1	2						
7	THOMPSON Ann Walters	07:28		0/2	0.0	0/2	0.0						1	1						
8	HOWITT Jennifer																			
9	BRANDENBURG Teresa	13:12		0/1	0.0	0/1	0.0						1	1			2		2	
10	TANBERG Bobbi																			
* 11	NIBLEY Miriam	12:32		0/4	0.0	0/4	0.0						2	2					1	
* 12	RIPP Christina	14:16	4	2/14	14.3	2/12	16.7	0/2	0.0			2	2	4	3			1	1	
* 13	JOHNSON Josie	06:48	2	1/4	25.0	1/4	25.0					3	1	4				1	1	
14	CRAWFORD Janna Lynnette	13:12	7	2/4	50.0	2/4	50.0			3/5	60.0	1	3	4						
15	VERST Amy	13:12	6	3/10	30.0	3/10	30.0					6	4	10					1	
Team Coach																				
TOTALS			19	8/41	19.5	8/39	20.5	0/2	0.0	3/5	60.0	13	18	31	3	2	3		6	
Coach	BRASILE Frank																			
Assistant Coach	LYKINS Ron			CHYNOWETH Tracy																

Germany (GER)

No.	Name	MIN	PTS	Field Goals		2 Points		3 Points		Free Throws		Rebounds			AS	ST	TO	BS	PF	
				M/A	%	M/A	%	M/A	%	M/A	%	OR	DR	TOT						
4	DUNSTHEIMER Birgit	14:10		0/2	0.0	0/2	0.0					4	4	2					1	
5	OEZTUERK Cemile	10:39	2	1/4	25.0	1/4	25.0					1	1	1			2		2	
* 6	NGUYEN-THI Nu	20:00		0/4	0.0	0/4	0.0					1	1	1			1		1	
* 7	KIRSTE Heidi	18:31		0/3	0.0	0/3	0.0					3	3	1			2			
* 8	JANUSCH Anja	20:00	6	3/8	37.5	3/8	37.5					4	4				3		3	
9	SEIFERT Nicole	05:00		0/1	0.0	0/1	0.0													
* 10	THAMM Susanne	05:50										2	2	1			2		1	
11	SCHRATZ Nora																			
* 12	KLEIN Verena	05:50	2	1/1	100.0	1/1	100.0					2	2						3	
13	BLEIFUSS Silke																			
14	WESEMUELLER Heike																			
15	ROEMELT Susanne																			
Team Coach																				
TOTALS			10	5/23	21.7	5/23	21.7					17	17	5			10		11	
Coach	RICHARZ Peter																			
Assistant Coach	SCHRECK Andrea																			

	USA	GER
Points from Turnovers:	4	
Biggest Lead:	9 (19-10)	6 (8-2)
Second Chance Points:	6	
Lead Changes:	1	

	USA	GER
Points in the Paint:	10	10
Biggest Scoring Run:	15-0 (19-10)	6-0 (8-2)
Fast Break Points:		6
Times Tied:	1	

Legend:

MIN : Minutes Played	M/A : Made/Attempts	% : Shooting Percentage	OR : Offensive Rebounds
DR : Defensive Rebounds	TOT : Total Rebounds	AS : Assist	ST : Steals
TO : Turnovers	BS : Blocked Shots	PF : Fouls	PTS : Points
HF : Half of Time	OT : Over Time	* : Starting/Initial	

PRNWB00000178.00069 00102610:53V010

Match No: 49

USA 50 vs 30 GER

Start Time: 9:30

Attendance: 13125

Referees: BRIERE Gilles (CAN)
SUGIYAMA Kaneyoshi (JPN)

ENGLISH Robert (GBR)

Scoring by 5 min intervals:	USA GER	1.HF				2.HF			
		2	4	13	19	27	33	39	50
		2	10	10	10	15	16	23	30

Time	Score	United States		Action	Germany		Time	Score	United States		Action	Germany	
		FIRST HALF			FIRST HALF				FIRST HALF			FIRST HALF	
20:00		5 - CISNEROS Patricia		Player IN			15:03				Time Out		Germany
20:00		6 - RODRIGUEZ Alma		Player IN			14:36		11 - NIBLEY Miriam		2 Pt. Miss		
20:00		11 - NIBLEY Miriam		Player IN			14:34		6 - RODRIGUEZ Alma		Defens.Rebound		
20:00		12 - RIPP Christina		Player IN			14:23				Turnover	8 - JANUSCH Anja	
20:00		13 - JOHNSON Josie		Player IN			14:11		12 - RIPP Christina		Turnover		
20:00				Player IN	6 - NGUYEN-THI Nu		14:10		13 - JOHNSON Josie (P1,T3)		Foul		
20:00				Player IN	7 - KIRSTE Heidi		14:10				Player OUT	9 - SEIFERT Nicole	
20:00				Player IN	8 - JANUSCH Anja		14:10				Player OUT	12 - KLEIN Verena	
20:00				Player IN	10 - THAMM Susanne		14:10				Player OUT	10 - THAMM Susanne	
20:00				Player IN	12 - KLEIN Verena		14:10				Player IN	4 - DUNSTHEIMER Birgit	
19:47	0-2			2 Pt. in the paint	12 - KLEIN Verena		14:10				Player IN	5 - OEZTUERK Cemile	
19:47				Assist	10 - THAMM Susanne		14:10				Player IN	7 - KIRSTE Heidi	
19:30		12 - RIPP Christina		2 Pt. Miss			14:01				2 Pt. Miss	6 - NGUYEN-THI Nu	
19:28		13 - JOHNSON Josie		Defens.Rebound	8 - JANUSCH Anja		13:58		11 - NIBLEY Miriam		Defens.Rebound		
19:21				Steal			13:33		12 - RIPP Christina		2 Pt. Miss		
19:19				Turnover	6 - NGUYEN-THI Nu		13:30				Defens.Rebound	8 - JANUSCH Anja	
19:19				Foul	8 - JANUSCH Anja (P1,T1)		13:22				Fast Break	Germany	
19:08		12 - RIPP Christina		2 Pt. Miss			13:20	2-4			2 Pt. in the paint	8 - JANUSCH Anja	
19:05		6 - RODRIGUEZ Alma		Offens.Rebound			13:20				Assist	7 - KIRSTE Heidi	
19:02		13 - JOHNSON Josie		2 Pt. Miss			13:12				Foul	8 - JANUSCH Anja (P2,T6)	
19:00		12 - RIPP Christina		Offens.Rebound			13:12		5 - CISNEROS Patricia		Player OUT		
19:00		12 - RIPP Christina		2 Pt. Miss			13:12		6 - RODRIGUEZ Alma		Player OUT		
18:58		13 - JOHNSON Josie		Offens.Rebound			13:12		12 - RIPP Christina		Player OUT		
18:58		13 - JOHNSON Josie		2 Pt. Miss			13:12		13 - JOHNSON Josie		Player OUT		
18:55		13 - JOHNSON Josie		Offens.Rebound			13:12		4 - STUMP Jana Ashley		Player IN		
18:39		13 - JOHNSON Josie		2 Pt. Miss			13:12		9 - BRANDENBURG Teresa		Player IN		
18:36		13 - JOHNSON Josie		Offens.Rebound			13:12		15 - VERST Amy		Player IN		
18:36	2-2	13 - JOHNSON Josie		Tap MADE			13:12		14 - CRAWFORD J.L.		Player IN		
18:17		11 - NIBLEY Miriam		Steal			13:03		4 - STUMP Jana Ashley		2 Pt. Miss		
18:17				Turnover	8 - JANUSCH Anja		13:02		15 - VERST Amy (P1,T4)		Foul		
18:17				Foul	12 - KLEIN Verena (P1,T2)		12:48				2 Pt. Miss	8 - JANUSCH Anja	
17:51		12 - RIPP Christina		2 Pt. Miss			12:45		11 - NIBLEY Miriam		Defens.Rebound		
17:48				Defens.Rebound	8 - JANUSCH Anja		12:33		14 - CRAWFORD J.L.		2 Pt. Miss		
17:38				Turnover	10 - THAMM Susanne		12:31				Defens.Rebound	6 - NGUYEN-THI Nu	
17:21				Foul	12 - KLEIN Verena (P2,T3)		12:20				Fast Break	Germany	
17:18		11 - NIBLEY Miriam		2 Pt. Miss			12:18	2-6			2 Pt. in the paint	8 - JANUSCH Anja	
17:16				Defens.Rebound	12 - KLEIN Verena		12:18				Assist	5 - OEZTUERK Cemile	
17:08		11 - NIBLEY Miriam (P1,T1)		Foul			11:47		11 - NIBLEY Miriam		2 Pt. Miss		
17:05				2 Pt. Miss	8 - JANUSCH Anja		11:45				Defens.Rebound	7 - KIRSTE Heidi	
17:04		13 - JOHNSON Josie		Defens.Rebound			11:32				Fast Break	Germany	
16:35		12 - RIPP Christina		2 Pt. Miss			11:31	2-8			2 Pt. in the paint	5 - OEZTUERK Cemile	
16:33				Defens.Rebound	10 - THAMM Susanne		11:31				Assist	4 - DUNSTHEIMER Birgit	
16:23				Turnover	7 - KIRSTE Heidi		11:05	4-8	15 - VERST Amy		2 Pt. MADE		
15:56		12 - RIPP Christina		2 Pt. Miss			10:42	4-10			2 Pt. in the paint	8 - JANUSCH Anja	
15:54				Defens.Rebound	7 - KIRSTE Heidi		10:42				Assist	4 - DUNSTHEIMER Birgit	
15:52				Turnover	7 - KIRSTE Heidi		10:42		United States		Time Out		
15:49		12 - RIPP Christina		2 Pt. Miss			10:25		9 - BRANDENBURG Teresa		Turnover		
15:44				Defens.Rebound	12 - KLEIN Verena		9:59				2 Pt. Miss	7 - KIRSTE Heidi	
15:39				Offensive Foul	10 - THAMM Susanne (P1,T4)		9:56		4 - STUMP Jana Ashley		Defens.Rebound		
15:39				Turnover	10 - THAMM Susanne		9:50				Foul	6 - NGUYEN-THI Nu (P1,T7)	
15:39				Player OUT	7 - KIRSTE Heidi		9:32		9 - BRANDENBURG Teresa		2 Pt. Miss		
15:39				Player IN	9 - SEIFERT Nicole		9:31				Defens.Rebound	5 - OEZTUERK Cemile	
15:28		11 - NIBLEY Miriam		2 Pt. Miss			9:31		9 - BRANDENBURG Teresa (P1,T5)		Foul		
15:26				Defens.Rebound	10 - THAMM Susanne		9:19				2 Pt. Miss	6 - NGUYEN-THI Nu	
15:21		5 - CISNEROS Patricia (P1,T2)		Foul			9:17		4 - STUMP Jana Ashley		Defens.Rebound		
15:12				Turnover	8 - JANUSCH Anja		8:53		15 - VERST Amy		2 Pt. Miss		
15:03				Foul	12 - KLEIN Verena (P3,T5)		8:51		15 - VERST Amy		Offens.Rebound		

Wheelchair Basketball

WOMEN SEMIFINALS 5-8 PLAY BY PLAY

THU 26 OCT 2000

SYDNEY SUPERDOME

Time	Score	United States	Action	Germany	Time	Score	United States	Action	Germany
FIRST HALF					FIRST HALF				
8:51		15 - VERST Amy	2 Pt. Miss		1:30		12 - RIPP Christina	2 Pt. Miss	
8:49		15 - VERST Amy	Offens.Rebound		1:27		15 - VERST Amy	Offens.Rebound	
8:49		15 - VERST Amy	2 Pt. Miss		1:27	19-10	15 - VERST Amy	Tap MADE	
8:46		15 - VERST Amy	Offens.Rebound		1:06			2 Pt. Miss	8 - JANUSCH Anja
8:46		15 - VERST Amy	2 Pt. Miss		1:03		9 - BRANDENBURG Teresa	Defens.Rebound	
8:44		15 - VERST Amy	Offens.Rebound		0:43		7 - THOMPSON Ann Walters	2 Pt. Miss	
8:44		15 - VERST Amy	2 Pt. Miss		0:40			Defens.Rebound	8 - JANUSCH Anja
8:41		15 - VERST Amy	Offens.Rebound		0:30			2 Pt. Miss	7 - KIRSTE Heidi
8:41		15 - VERST Amy	2 Pt. Miss		0:27		15 - VERST Amy	Defens.Rebound	
8:35			Defens.Rebound	4 - DUNSTHEIMER Birgit	0:24		9 - BRANDENBURG Teresa (P2,T6)	Offensive Foul	
8:11			Turnover	5 - OEZTUERK Cemile	0:24		9 - BRANDENBURG Teresa	Turnover	
7:58		4 - STUMP Jana Ashley	2 Pt. Miss		0:10			2 Pt. Miss	6 - NGUYEN-THI Nu
7:56			Defens.Rebound	7 - KIRSTE Heidi	0:09		14 - CRAWFORD J.L.	Defens.Rebound	
7:41			2 Pt. Miss	8 - JANUSCH Anja	0:00		12 - RIPP Christina	3 Pt. Miss	
7:38		4 - STUMP Jana Ashley	Defens.Rebound		SECOND HALF				
7:35			Foul	8 - JANUSCH Anja (P3,T8)	20:00			Player IN	4 - DUNSTHEIMER Birgit
7:35	5-10	14 - CRAWFORD J.L.	Free Th. MADE		20:00			Player IN	5 - OEZTUERK Cemile
7:35	6-10	14 - CRAWFORD J.L.	Free Th. MADE		20:00			Player IN	6 - NGUYEN-THI Nu
7:28			Time Out	Germany	20:00			Player IN	7 - KIRSTE Heidi
7:28		4 - STUMP Jana Ashley	Player OUT		20:00			Player IN	8 - JANUSCH Anja
7:28		7 - THOMPSON Ann Walters	Player IN		20:00		7 - THOMPSON Ann Walters	Player IN	
7:28		11 - NIBLEY Miriam	Player OUT		20:00		9 - BRANDENBURG Teresa	Player IN	
7:28		12 - RIPP Christina	Player IN		20:00		12 - RIPP Christina	Player IN	
7:20			2 Pt. Miss	4 - DUNSTHEIMER Birgit	20:00		14 - CRAWFORD J.L.	Player IN	
7:18		15 - VERST Amy	Defens.Rebound		20:00		15 - VERST Amy	Player IN	
7:07	8-10	12 - RIPP Christina	2 Pt. MADE		19:37	19-12		2 Pt. in the paint	5 - OEZTUERK Cemile
6:35			2 Pt. Miss	5 - OEZTUERK Cemile	19:37			Assist	8 - JANUSCH Anja
6:33		14 - CRAWFORD J.L.	Defens.Rebound		19:19	21-12	14 - CRAWFORD J.L.	2 Pt. in the paint	
6:09			Foul	4 - DUNSTHEIMER Birgit (P1,T9)	19:19		12 - RIPP Christina	Assist	
6:09		14 - CRAWFORD J.L.	Free Th. Miss		19:00		15 - VERST Amy (P2,T1)	Foul	
6:09	9-10	14 - CRAWFORD J.L.	Free Th. MADE		19:00			Free Th. Miss	5 - OEZTUERK Cemile
5:57			2 Pt. Miss	5 - OEZTUERK Cemile	19:00	21-13		Free Th. MADE	5 - OEZTUERK Cemile
5:45		7 - THOMPSON Ann Walters	2 Pt. Miss		18:48		14 - CRAWFORD J.L.	2 Pt. Miss	
5:43			Defens.Rebound	4 - DUNSTHEIMER Birgit	18:46		14 - CRAWFORD J.L.	Offens.Rebound	
5:30			2 Pt. Miss	5 - OEZTUERK Cemile	18:46	23-13	14 - CRAWFORD J.L.	Tap MADE	
5:28		12 - RIPP Christina	Defens.Rebound		18:28		12 - RIPP Christina (P1,T2)	Foul	
5:18	11-10	14 - CRAWFORD J.L.	2 Pt. in the paint		18:22			2 Pt. Miss	5 - OEZTUERK Cemile
5:18		12 - RIPP Christina	Assist		18:19		7 - THOMPSON Ann Walters	Defens.Rebound	
5:18			Foul	5 - OEZTUERK Cemile (P1,T10)	18:09		15 - VERST Amy	Turnover	
5:18			Player OUT	5 - OEZTUERK Cemile	17:51		7 - THOMPSON Ann Walters (P1,T3)	Foul	
5:18			Player IN	9 - SEIFERT Nicole	17:46		12 - RIPP Christina (P2,T4)	Foul	
5:18		14 - CRAWFORD J.L.	Free Th. Miss		17:38			2 Pt. Miss	5 - OEZTUERK Cemile
5:15		14 - CRAWFORD J.L.	Offens.Rebound		17:24			2 Pt. Miss	
5:12		12 - RIPP Christina	2 Pt. Miss		17:21		12 - RIPP Christina	Defens.Rebound	4 - DUNSTHEIMER Birgit
5:10		12 - RIPP Christina	Offens.Rebound		17:08	23-15		2 Pt. MADE	7 - KIRSTE Heidi
5:10	13-10	14 - CRAWFORD J.L.	2 Pt. in the paint		16:53		9 - BRANDENBURG Teresa	2 Pt. Miss	
5:10		12 - RIPP Christina	Assist		16:51		United States	Time Out	
4:37			2 Pt. Miss	9 - SEIFERT Nicole	16:35		15 - VERST Amy	2 Pt. Miss	
4:34		15 - VERST Amy	Defens.Rebound		16:33			Defens.Rebound	6 - NGUYEN-THI Nu
4:14	15-10	12 - RIPP Christina	2 Pt. MADE		16:24			2 Pt. Miss	5 - OEZTUERK Cemile
3:48			2 Pt. Miss	8 - JANUSCH Anja	16:22		15 - VERST Amy	Defens.Rebound	
3:46		12 - RIPP Christina	Defens.Rebound		16:15		12 - RIPP Christina	2 Pt. Miss	
3:28		15 - VERST Amy	2 Pt. Miss		16:15			Foul	4 - DUNSTHEIMER Birgit (P2,T1)
3:26			Defens.Rebound	4 - DUNSTHEIMER Birgit	16:15			Player OUT	5 - OEZTUERK Cemile
3:15			2 Pt. Miss	4 - DUNSTHEIMER Birgit	16:15			Player IN	9 - SEIFERT Nicole
3:12		14 - CRAWFORD J.L.	Defens.Rebound		15:54		12 - RIPP Christina	2 Pt. Miss	
3:01	17-10	15 - VERST Amy	2 Pt. in the paint		15:51			Block Shot	4 - DUNSTHEIMER Birgit
3:01		12 - RIPP Christina	Assist		15:50			Defens.Rebound	7 - KIRSTE Heidi
2:43			2 Pt. Miss	6 - NGUYEN-THI Nu	15:35			2 Pt. Miss	8 - JANUSCH Anja
2:40		15 - VERST Amy	Defens.Rebound		15:33		14 - CRAWFORD J.L.	Defens.Rebound	
2:23		14 - CRAWFORD J.L.	2 Pt. Miss		15:18	25-15	14 - CRAWFORD J.L.	2 Pt. in the paint	
2:21			Defens.Rebound	4 - DUNSTHEIMER Birgit	15:18			Foul	7 - KIRSTE Heidi (P1,T2)
2:14			2 Pt. Miss	7 - KIRSTE Heidi	15:18		14 - CRAWFORD J.L.	Free Th. Miss	
2:12		7 - THOMPSON Ann Walters	Defens.Rebound		15:15		15 - VERST Amy	Offens.Rebound	
1:50		12 - RIPP Christina	3 Pt. Miss		15:15	27-15	15 - VERST Amy	Tap MADE	
1:47			Player OUT	9 - SEIFERT Nicole	15:00			2 Pt. Miss	7 - KIRSTE Heidi
1:47			Player IN	5 - OEZTUERK Cemile	14:58		15 - VERST Amy	Defens.Rebound	
1:40			Offensive Foul	5 - OEZTUERK Cemile (P2,T11)	14:45			2 Pt. Miss	9 - SEIFERT Nicole
1:40			Turnover	5 - OEZTUERK Cemile	14:43		7 - THOMPSON Ann Walters	Defens.Rebound	

Wheelchair Basketball

Wheelchair Basketball

Wheelchair Basketball

Wheelchair Basketball

Time	Score	United States	Action	Germany	Time	Score	United States	Action	Germany
SECOND HALF					SECOND HALF				
14:29		9 - BRANDENBURG Teresa	2 Pt. Miss		7:52		9 - BRANDENBURG Teresa	Turnover	
14:26			Defens.Rebound	7 - KIRSTE Heidi	7:35			2 Pt. Miss	8 - JANUSCH Anja
14:22			2 Pt. Miss	7 - KIRSTE Heidi	7:22			2 Pt. Miss	12 - KLEIN Verena
14:15		15 - VERST Amy	Defens.Rebound		7:19		9 - BRANDENBURG Teresa	Defens.Rebound	
13:53	29-15	7 - THOMPSON Ann Walters	2 Pt. in the paint		7:06			Foul	8 - JANUSCH Anja (P5,T5)
13:53		9 - BRANDENBURG Teresa	Assist		7:06			Player OUT	8 - JANUSCH Anja
13:25		12 - RIPP Christina	Steal		7:06			Player IN	5 - OEZTUERK Cemile
13:23			Turnover	9 - SEIFERT Nicole	6:59		15 - VERST Amy	Turnover	
13:14			Steal	4 - DUNSTHEIMER Birgit	6:41			2 Pt. Miss	12 - KLEIN Verena
13:14		15 - VERST Amy	Turnover		6:37		8 - HOWITT Jennifer	Defens.Rebound	
13:14			Player OUT	7 - KIRSTE Heidi	6:28		15 - VERST Amy	Turnover	
13:14			Player IN	12 - KLEIN Verena	6:28			Time Out	Germany
13:14		15 - VERST Amy	Player OUT		6:28		9 - BRANDENBURG Teresa	Player OUT	
13:14		10 - TANBERG Bobbi	Player IN		6:28		4 - STUMP Jana Ashley	Player IN	
13:03			2 Pt. Miss	12 - KLEIN Verena	6:14	37-23		2 Pt. MADE	6 - NGUYEN-THI Nu
13:01			Offens.Rebound	12 - KLEIN Verena	6:05			Foul	6 - NGUYEN-THI Nu (P2,T6)
12:59		14 - CRAWFORD J.L.	Steal		5:53		8 - HOWITT Jennifer	2 Pt. Miss	
12:58			Turnover	12 - KLEIN Verena	5:50		12 - RIPP Christina	Offens.Rebound	
12:34		12 - RIPP Christina	2 Pt. Miss		5:47	39-23	15 - VERST Amy	2 Pt. in the paint	
12:32			Defens.Rebound	8 - JANUSCH Anja	5:47		12 - RIPP Christina	Assist	
12:22		14 - CRAWFORD J.L. (P1,T5)	Foul		5:19			2 Pt. Miss	5 - OEZTUERK Cemile
12:13		9 - BRANDENBURG Teresa	Steal		5:16		12 - RIPP Christina	Defens.Rebound	
12:13			Turnover	4 - DUNSTHEIMER Birgit	5:06		15 - VERST Amy	2 Pt. Miss	
12:13			Foul	9 - SEIFERT Nicole (P1,T3)	5:03			Defens.Rebound	4 - DUNSTHEIMER Birgit
12:13			Player OUT	4 - DUNSTHEIMER Birgit	4:43			Steal	
12:13			Player IN	5 - OEZTUERK Cemile	4:41		13 - JOHNSON Josie	Turnover	5 - OEZTUERK Cemile
11:56	31-15	12 - RIPP Christina	2 Pt. MADE		4:39			Foul	6 - NGUYEN-THI Nu (P3,T7)
11:37		10 - TANBERG Bobbi (P1,T6)	Foul		4:39		12 - RIPP Christina	Player OUT	
11:33		10 - TANBERG Bobbi (P2,T7)	Foul		4:39		15 - VERST Amy	Player OUT	
11:33			Free Th. Miss	8 - JANUSCH Anja	4:39		8 - HOWITT Jennifer	Player OUT	
11:33	31-16		Free Th. MADE	8 - JANUSCH Anja	4:39		9 - BRANDENBURG Teresa	Player IN	
11:20		7 - THOMPSON Ann Walters	2 Pt. Miss		4:39		11 - NIBLEY Miriam	Player IN	
11:17			Defens.Rebound	5 - OEZTUERK Cemile	4:39		14 - CRAWFORD J.L.	Player IN	
11:06			2 Pt. Miss	9 - SEIFERT Nicole	4:31		4 - STUMP Jana Ashley	Turnover	
11:04		10 - TANBERG Bobbi	Defens.Rebound		4:25	39-26		3 Pt. MADE	6 - NGUYEN-THI Nu
10:42		12 - RIPP Christina	2 Pt. Miss		4:07			Foul	4 - DUNSTHEIMER Birgit (P3,T8)
10:42		14 - CRAWFORD J.L.	Offens.Rebound		4:07	40-26	11 - NIBLEY Miriam	Free Th. MADE	
10:39			Player OUT	5 - OEZTUERK Cemile	4:07		11 - NIBLEY Miriam	Free Th. Miss	
10:39			Player IN	4 - DUNSTHEIMER Birgit	4:05		14 - CRAWFORD J.L.	Offens.Rebound	
10:39		10 - TANBERG Bobbi	Player OUT		4:05	42-26	14 - CRAWFORD J.L.	Tap MADE	
10:39		13 - JOHNSON Josie	Player IN		3:45	42-28		2 Pt. in the paint	12 - KLEIN Verena
10:39		14 - CRAWFORD J.L.	Player OUT		3:45			Assist	9 - SEIFERT Nicole
10:39		15 - VERST Amy	Player IN		3:13		13 - JOHNSON Josie	2 Pt. Miss	
10:27	33-16	9 - BRANDENBURG Teresa	2 Pt. MADE		3:10			Defens.Rebound	12 - KLEIN Verena
10:14		13 - JOHNSON Josie (P2,T8)	Foul		2:53			Turnover	6 - NGUYEN-THI Nu
10:14		7 - THOMPSON Ann Walters	Player OUT		2:40		14 - CRAWFORD J.L.	2 Pt. Miss	
10:14		8 - HOWITT Jennifer	Player IN		2:38		14 - CRAWFORD J.L.	Offens.Rebound	
10:14			Free Th. Miss	4 - DUNSTHEIMER Birgit	2:38		14 - CRAWFORD J.L.	2 Pt. Miss	
10:14			Free Th. Miss	4 - DUNSTHEIMER Birgit	2:38		13 - JOHNSON Josie	Offens.Rebound	
10:13		9 - BRANDENBURG Teresa	Defens.Rebound		2:38	44-28	13 - JOHNSON Josie	Tap MADE	
9:56	35-16	15 - VERST Amy	2 Pt. in the paint		2:38			Foul	5 - OEZTUERK Cemile (P3,T9)
9:56		12 - RIPP Christina	Assist		2:38			Time Out	Germany
9:26	35-18		2 Pt. MADE	9 - SEIFERT Nicole	2:38	45-28	13 - JOHNSON Josie	Free Th. MADE	
9:26			Assist	8 - JANUSCH Anja	2:30			3 Pt. Miss	5 - OEZTUERK Cemile
9:07		9 - BRANDENBURG Teresa	2 Pt. Miss		2:27		11 - NIBLEY Miriam	Defens.Rebound	
8:48	35-20		2 Pt. MADE	9 - SEIFERT Nicole	2:25			Foul	5 - OEZTUERK Cemile (P4,T10)
8:48			Assist	6 - NGUYEN-THI Nu	2:25		14 - CRAWFORD J.L.	Player OUT	
8:26	37-20	13 - JOHNSON Josie	2 Pt. in the paint		2:25		10 - TANBERG Bobbi	Player IN	
8:26		9 - BRANDENBURG Teresa	Assist		2:25		11 - NIBLEY Miriam	Free Th. Miss	
8:26			Foul	8 - JANUSCH Anja (P4,T4)	2:25	46-28	11 - NIBLEY Miriam	Free Th. MADE	
8:26		13 - JOHNSON Josie	Free Th. Miss		2:16			3 Pt. Miss	6 - NGUYEN-THI Nu
8:24		15 - VERST Amy	Offens.Rebound		2:12			Defens.Rebound	
8:24		15 - VERST Amy	2 Pt. Miss		2:10		10 - TANBERG Bobbi	Turnover	
8:20		12 - RIPP Christina	Offens.Rebound		1:58			2 Pt. Miss	4 - DUNSTHEIMER Birgit
8:16		12 - RIPP Christina	Turnover		1:56		13 - JOHNSON Josie	Defens.Rebound	
8:12		9 - BRANDENBURG Teresa (P3,T9)	Foul		1:45			Foul	9 - SEIFERT Nicole (P2,T11)
8:12	37-21		Free Th. MADE	4 - DUNSTHEIMER Birgit	1:45		4 - STUMP Jana Ashley	Free Th. Miss	
8:12			Free Th. Miss	4 - DUNSTHEIMER Birgit	1:45		4 - STUMP Jana Ashley	Free Th. Miss	
8:10		13 - JOHNSON Josie	Defens.Rebound		1:32			2 Pt. Miss	6 - NGUYEN-THI Nu

Wheelchair Basketball

Wheelchair Basketball

Wheelchair Basketball

Wheelchair Basketball

Time	Score	United States	Action	Germany	Time	Score	United States	Action	Germany
SECOND HALF									
1:29			Offens.Rebound	5 - OEZTUERK Cemile	0:36			Foul	4 - DUNSTHEIMER Birgit (P5,T13)
1:29	46-30		Tap MADE	5 - OEZTUERK Cemile	0:36			Player OUT	4 - DUNSTHEIMER Birgit
1:17			Steal	5 - OEZTUERK Cemile	0:36			Player IN	15 - ROEMELT Susanne
1:17		4 - STUMP Jana Ashley	Turnover		0:36		13 - JOHNSON Josie	Free Th. Miss	
1:06			2 Pt. Miss	9 - SEIFERT Nicole	0:34			Defens.Rebound	5 - OEZTUERK Cemile
1:04		13 - JOHNSON Josie	Defens.Rebound		0:16			3 Pt. Miss	5 - OEZTUERK Cemile
0:59			Foul	4 - DUNSTHEIMER Birgit (P4,T12)	0:16		10 - TANBERG Bobbi	Block Shot	
0:59	47-30	13 - JOHNSON Josie	Free Th. MADE		0:10			2 Pt. Miss	12 - KLEIN Verena
0:59	48-30	13 - JOHNSON Josie	Free Th. MADE		0:07		10 - TANBERG Bobbi	Defens.Rebound	
0:49			3 Pt. Miss	4 - DUNSTHEIMER Birgit	0:00		13 - JOHNSON Josie	3 Pt. Miss	
0:36		United States	Fast Break		0:00			END of PERIOD	
0:36	50-30	13 - JOHNSON Josie	2 Pt. in the paint						

Wheelchair Basketball

Wheelchair Basketball

Wheelchair Basketball

Wheelchair Basketball

PRNWB00000179.00073 00102610:53V020

WOMEN SEMIFINALS 5-8 MATCH RESULTS



THU 26 OCT 2000

SYDNEY SUPERDOME

Match No: 49

USA 50 vs 30 GER

Start Time: 9:30

Attendance: 13125

Referees: BRIERE Gilles (CAN)
SUGIYAMA Kaneyoshi (JPN)

ENGLISH Robert (GBR)

Scoring by 5 min intervals:	USA	GER	1.HF				2.HF			
			2	4	13	19	27	33	39	50
			2	4	13	19	27	33	39	50
			2	10	10	10	15	16	23	30

United States of America (USA)

No.	Name	MIN	PTS	Field Goals		2 Points		3 Points		Free Throws		Rebounds			AS	ST	TO	BS	PF
				M/A	%	M/A	%	M/A	%	M/A	%	OR	DR	TOT					
4	STUMP Jana Ashley	12:12		0/2	0.0	0/2	0.0			0/2	0.0		3	3			2		
* 5	CISNEROS Patricia	06:48																	1
* 6	RODRIGUEZ Alma	06:48										1	1	2					
7	THOMPSON Ann Walters	17:14	2	1/4	25.0	1/4	25.0						3	3					1
8	HOWITT Jennifer	05:35		0/1	0.0	0/1	0.0						1	1					
9	BRANDENBURG Teresa	31:23	2	1/5	20.0	1/5	20.0						3	3	2	1	3		3
10	TANBERG Bobbi	05:00											3	3			1	1	2
* 11	NIBLEY Miriam	17:11	2	0/4	0.0	0/4	0.0			2/4	50.0		3	3		1			1
* 12	RIPP Christina	29:37	6	3/20	15.0	3/18	16.7	0/2	0.0			4	3	7	6	1	2		2
* 13	JOHNSON Josie	17:27	11	4/9	44.4	4/8	50.0	0/1	0.0	3/5	60.0	4	4	8		2			2
14	CRAWFORD Janna Lynnette	24:47	15	6/11	54.5	6/11	54.5			3/6	50.0	5	4	9		1			1
15	VERST Amy	25:58	12	6/16	37.5	6/16	37.5					8	7	15			4		2
Team Coach																			
TOTALS			50	21/72	29.2	21/69	30.4	0/3	0.0	8/17	47.1	22	35	57	8	6	12	1	15
Coach	BRASILE Frank																		
Assistant Coach	LYKINS Ron																		
CHYNOWETH Tracy																			

Germany (GER)

No.	Name	MIN	PTS	Field Goals		2 Points		3 Points		Free Throws		Rebounds			AS	ST	TO	BS	PF
				M/A	%	M/A	%	M/A	%	M/A	%	OR	DR	TOT					
4	DUNSTHEIMER Birgit	32:00	1	0/4	0.0	0/3	0.0	0/1	0.0	1/4	25.0		6	6	2	1	1	1	5
5	OEZTUERK Cemile	23:04	7	3/12	25.0	3/10	30.0	0/2	0.0	1/2	50.0	1	3	4	1	1	3		4
* 6	NGUYEN-THI Nu	40:00	5	2/8	25.0	1/6	16.7	1/2	50.0				2	2	1	1	2		3
* 7	KIRSTE Heidi	25:17	2	1/6	16.7	1/6	16.7						5	5	1		2		1
* 8	JANUSCH Anja	32:54	7	3/10	30.0	3/10	30.0			1/2	50.0		5	5	2		3		5
9	SEIFERT Nicole	21:15	4	2/6	33.3	2/6	33.3								1		1		2
* 10	THAMM Susanne	05:50											2	2	1		2		1
11	SCHRATZ Nora																		
* 12	KLEIN Verena	19:04	4	2/6	33.3	2/6	33.3					1	3	4			1		3
13	BLEIFUSS Silke																		
14	WESEMUELLER Heike																		
15	ROEMELT Susanne	00:36																	
Team Coach																			
TOTALS			30	13/52	25.0	12/47	25.5	1/5	20.0	3/8	37.5	2	26	28	9	2	15	1	24
Coach	RICHARZ Peter																		
Assistant Coach	SCHRECK Andrea																		

	USA	GER
Points from Turnovers:	8	6
Biggest Lead:	20 (50-30)	6 (8-2)
Second Chance Points:	18	2
Lead Changes:	1	

	USA	GER
Points in the Paint:	32	16
Biggest Scoring Run:	15-0 (19-10)	6-0 (8-2)
Fast Break Points:	2	6
Times Tied:	1	

Legend:

MIN : Minutes Played **M/A** : Made/Attempts **%** : Shooting Percentage **OR** : Offensive Rebounds
DR : Defensive Rebounds **TOT** : Total Rebounds **AS** : Assist **ST** : Steals
TO : Turnovers **BS** : Blocked Shots **PF** : Fouls **PTS** : Points
HF : Half of Time **OT** : Over Time * : Starting/Initial

PRNWB0000017A.00076B 00102610:55V03O

Preliminary Group A

Rank		AUS	NED	USA	GBR
1	AUS		38-26	44-36	43-12
2	NED	26-38		45-26	34-21
3	USA	36-44	26-45		58-30
4	GBR	12-43	21-34	30-58	

MATCHES			POINTS		Class.
PLAY	WON	LOST	FOR	AGST	Points
3	3	0	125	74	6
3	2	1	105	85	5
3	1	2	120	119	4
3	0	3	63	135	3

Preliminary Group B

Rank		CAN	JPN	MEX	GER
1	CAN		49-32	60-28	36-26
2	JPN	32-49		57-41	62-52
3	MEX	28-60	41-57		45-44
4	GER	26-36	52-62	44-45	

MATCHES			POINTS		Class.
PLAY	WON	LOST	FOR	AGST	Points
3	3	0	145	86	6
3	2	1	151	142	5
3	1	2	114	161	4
3	0	3	122	143	3

Classification

Phase	Teams	Result
Semifinals 1 - 4	AUS vs JPN	45-33
Semifinals 1 - 4	CAN vs NED	42-23
Semifinals 5 - 8	USA vs GER	50-30
Semifinals 5 - 8	MEX vs GBR	26-Oct
Final 1 - 2	AUS vs CAN	27-Oct
Final 3 - 4	JPN vs NED	27-Oct
Final 5 - 6	USA	27-Oct
Final 7 - 8	GER	27-Oct

Final Standings

Medal	Rank	Team
-------	------	------

PRNWB0000017B.00084A 00102610:55V020

United States of America (USA)

After 4 Matches

No.	Name	G	MIN	MPG	PTS	PPG	Field Goals		2 Points		3 Points		Free Throws		Rebounds			AS	ST	TO	BS	PF	
							M/A	%	M/A	%	M/A	%	M/A	%	OR	DR	TOT						
4	STUMP Jana Ashley	4	56:13	14:03	4	1.0	2/11	18.2	2/11	18.2			0/2	0.0	3	4	7	3		5		4	
5	CISNEROS Patricia	4	33:28	8:22			0/6	0.0	0/6	0.0			0/2	0.0	3	3	6		1	1		7	
6	RODRIGUEZ Alma	4	34:54	8:43	6	1.5	3/6	50.0	3/6	50.0			0/2	0.0	3	4	7	1	1	4		5	
7	THOMPSON Ann Walters	4	81:01	20:15	6	1.5	3/20	15.0	3/19	15.8	0/1	0.0			2	6	8	1	1	2		7	
8	HOWITT Jennifer	3	21:27	7:09			0/1	0.0	0/1	0.0						3	3			2		5	
9	BRANDENBURG Teresa	4	105:49	26:27	17	4.3	8/28	28.6	8/28	28.6			1/1	100.0	2	7	9	6	1	5		9	
10	TANBERG Bobbi	3	25:13	8:24	3	1.0	1/3	33.3	1/3	33.3			1/4	25.0	1	3	4		1	5	2	3	
11	NIBLEY Miriam	4	58:58	14:44	4	1.0	1/11	9.1	1/11	9.1			2/4	50.0	6	6	12	1	2	4		6	
12	RIPP Christina	4	115:55	28:58	34	8.5	12/62	19.4	10/49	20.4	2/13	15.4	8/19	42.1	9	15	24	13	2	10		3	
13	JOHNSON Josie	4	88:51	22:12	35	8.8	14/45	31.1	13/39	33.3	1/6	16.7	6/11	54.5	18	16	34	6	4			9	
14	CRAWFORD Janna Lynnette	4	90:28	22:37	31	7.8	13/33	39.4	13/33	39.4			5/14	35.7	13	19	32	2	3	4	1	6	
15	VERST Amy	4	87:43	21:55	30	7.5	14/37	37.8	14/36	38.9	0/1	0.0	2/5	40.0	11	21	32	1	2	5	1	4	
Team/Coach																							
TOTALS					170	42.5	71/263	27.0	68/242	28.1	3/21	14.3	25/64	39.1	71	107	178	34	18	47	4	68	
OPPONENTS					149	37.3	66/202	32.7	65/194	33.5	1/8	12.5	16/54	29.6	26	115	141	47	11	61	10	71	

	USA	OPPONENTS
Points from Turnovers	40	27
Points in the Paint	92	96
Second Chance Points	41	15
Fast Break Points	4	30

AVERAGES PER GAME

	USA	OPPONENTS
Total Field Goals Made	17.8	16.5
2 Points Field Goals Made	17.0	16.3
3 Points Field Goals Made	0.8	0.3
Free Throws Made	6.3	4.0
Offensive Rebounds	17.8	6.5
Deffensive Rebounds	26.8	28.8
Total Rebounds	44.5	35.3
Assists	8.5	11.8
Steals	4.5	2.8
Turnovers	11.8	15.3
Blocked Shots	1.0	2.5
Fouls	17.0	17.8
Points from Turnovers	10.0	6.8
Points in the Paint	23.0	24.0
Second Chance Points	10.3	3.8
Fast Break Points	1.0	7.5

Legend:

G : Games Played	MIN : Minutes Played	MPG : Minutes Played per Game	PTS : Points
PPG : Points per Game	M/A : Made/Attempts	% : Shooting Percentage	OR : Offensive Rebounds
DR : Defensive Rebounds	TOT : Total Rebounds	AS : Assists	ST : Steals
TO : Turnovers	BS : Blocked Shots	PF : Fouls	

PRNWB0000017C.00084A 00102610:55V030

Germany (GER)

After 4 Matches

No.	Name	G	MIN	MPG	PTS	PPG	Field Goals		2 Points		3 Points		Free Throws		Rebounds			AS	ST	TO	BS	PF
							M/A	%	M/A	%	M/A	%	M/A	%	OR	DR	TOT					
4	DUNSTHEIMER Birgit	4	106:56	26:44	6	1.5	1/17	5.9	1/16	6.3	0/1	0.0	4/12	33.3	13	15	28	4	3	10	1	11
5	OEZTUERK Cemile	4	67:17	16:49	16	4.0	6/28	21.4	5/25	20.0	1/3	33.3	3/8	37.5	3	7	10	2	1	5		14
6	NGUYEN-THI Nu	4	144:23	36:05	25	6.3	10/47	21.3	9/42	21.4	1/5	20.0	4/8	50.0	3	14	17	7	1	11		10
7	KIRSTE Heidi	4	99:09	24:47	23	5.8	7/33	21.2	5/29	17.2	2/4	50.0	7/14	50.0	3	12	15	3		11		9
8	JANUSCH Anja	4	138:29	34:37	40	10.0	17/53	32.1	17/51	33.3	0/2	0.0	6/10	60.0	17	25	42	10	3	15		19
9	SEIFERT Nicole	4	89:23	22:20	21	5.3	9/23	39.1	9/23	39.1			3/5	60.0	1	4	5	4	2	9		11
10	THAMM Susanne	4	34:30	8:37	2	0.5	1/8	12.5	1/8	12.5					3	13	16	2		4		4
11	SCHRATZ Nora	1	0:31	0:31																		
12	KLEIN Verena	4	84:32	21:08	10	2.5	5/18	27.8	5/18	27.8			0/2	0.0	6	6	12	1	1	4		12
13	BLEIFUSS Silke	3	18:13	6:04	7	2.3	2/7	28.6	2/7	28.6			3/4	75.0	1	3	4	2		2		10
14	WESEMUELLER Heike	2	11:38	5:49	2	1.0	1/1	100.0	1/1	100.0			0/2	0.0						1		3
15	ROEMELT Susanne	2	4:59	2:29														1		2		2
Team/Coach																						
TOTALS					152	38.0	59/235	25.1	55/220	25.0	4/15	26.7	30/65	46.2	50	99	149	36	11	74	1	105
OPPONENTS					193	48.3	72/215	33.5	71/208	34.1	1/7	14.3	48/107	44.9	53	115	168	35	20	76	12	83

AVERAGES PER GAME

	GER	OPPONENTS
Points from Turnovers	41	42
Points in the Paint	72	96
Second Chance Points	22	37
Fast Break Points	16	16

	GER	OPPONENTS
Total Field Goals Made	14.8	18.0
2 Points Field Goals Made	13.8	17.8
3 Points Field Goals Made	1.0	0.3
Free Throws Made	7.5	12.0
Offensive Rebounds	12.5	13.3
Deffensive Rebounds	24.8	28.8
Total Rebounds	37.3	42.0
Assists	9.0	8.8
Steals	2.8	5.0
Turnovers	18.5	19.0
Blocked Shots	0.3	3.0
Fouls	26.3	20.8
Points from Turnovers	10.3	10.5
Points in the Paint	18.0	24.0
Second Chance Points	5.5	9.3
Fast Break Points	4.0	4.0

Legend:

G : Games Played	MIN : Minutes Played	MPG : Minutes Played per Game	PTS : Points
PPG : Points per Game	M/A : Made/Attempts	% : Shooting Percentage	OR : Offensive Rebounds
DR : Defensive Rebounds	TOT : Total Rebounds	AS : Assists	ST : Steals
TO : Turnovers	BS : Blocked Shots	PF : Fouls	

PRNWB0000017D.00073 00102612:16V010

Match No: 50

MEX 18 vs 14 GBR

Start Time: 11:30

Attendance:

Referees: BURFORD Jonathon (USA)
CALIGIURI Gabriele (AUS)

CHUNG Hak Mo (KOR)

FIRST HALF

Scoring by 5 min intervals: **MEX**
GBR

5	12	16	18
2	5	10	14

Mexico (MEX)

No.	Name	MIN	PTS	Field Goals		2 Points		3 Points		Free Throws		Rebounds			AS	ST	TO	BS	PF	
				M/A	%	M/A	%	M/A	%	M/A	%	OR	DR	TOT						
* 4	VAZQUEZ Cecilia	02:11		0/1	0.0	0/1	0.0													
5	LOPEZ Alma	17:49		0/1	0.0	0/1	0.0					1	1							
6	VAZQUEZ Teresita	11:47	2	1/2	50.0	1/2	50.0			0/2	0.0					1		3		
7	MONTANO Ma. Carmen	03:09	2	1/3	33.3	1/3	33.3			0/1	0.0		1	1		1		1		
8	PENALOZA Leticia	09:57	7	3/6	50.0	3/6	50.0			1/1	100.0	1	4	5		1	1	1		
* 9	VAZQUEZ DELGADILLO Lucia	16:51	4	2/6	33.3	2/6	33.3			0/1	0.0	2	5	7	3	4	2		2	
* 10	CAMARA Rosa	05:19	1	0/1	0.0	0/1	0.0			1/2	50.0				1	1			2	
11	MIRANDA Claudia	14:41	2	1/9	11.1	1/8	12.5	0/1	0.0			1		1	2		1		2	
* 12	FONSECA Olga	02:11																	2	
13	SOTO Juana	07:52		0/2	0.0	0/2	0.0						1	1			1		2	
14	HERLINDA Rosa	06:02		0/2	0.0	0/2	0.0					1	1	2			1			
* 15	GARCIA Wendy	02:11										1		1			1			
Team Coach																				
TOTALS		18	8/33	24.2	8/32	25.0	0/1	0.0	2/7	28.6	6	13	19	6	5	9	1	15		
Coach	VERGARA Eii																			
Assistant Coach	LARRAGA Pablo																			
		DURAND Sergio																		

Great Britain (GBR)

No.	Name	MIN	PTS	Field Goals		2 Points		3 Points		Free Throws		Rebounds			AS	ST	TO	BS	PF	
				M/A	%	M/A	%	M/A	%	M/A	%	OR	DR	TOT						
4	O'DRISCOLL Bernadette	10:20		0/1	0.0	0/1	0.0													
5	BURRETT Sarah											1	1						1	
* 6	STRANGE Clare	09:40		0/1	0.0	0/1	0.0													
7	LARGEN Georgina	10:20		0/1	0.0	0/1	0.0					1	4	5		5				
* 8	WILD Ann	20:00	8	2/9	22.2	2/9	22.2			4/11	36.4	2	4	6	2	1	2		2	
9	RIDLEY Jenny	00:59																		
* 10	BAILLIE Sarah	20:00	6	2/7	28.6	2/7	28.6			2/8	25.0	5	4	9		2			3	
11	FOX Jill																			
* 12	JACKSON Anna	14:59		0/2	0.0	0/2	0.0					1	3	4	1	1	4			
13	SMALL Kristina	03:09											2	2					1	
14	VANDERSTEEN Nicola	01:52																	1	
* 15	MacLEAN Caroline	08:41		0/1	0.0	0/1	0.0									2				
Team Coach																				
TOTALS		14	4/22	18.2	4/22	18.2			6/19	31.6	9	18	27	3	2	15		8		
Coach	HUDSON Paul																			
Assistant Coach	TARKENTER Malcolm																			
		PAWSON Sue																		

	MEX	GBR
Points from Turnovers:	6	5
Biggest Lead:	9 (12-3)	2 (2-0)
Second Chance Points:		1
Lead Changes:	1	

	MEX	GBR
Points in the Paint:	14	8
Biggest Scoring Run:	12-1 (12-3)	4-0 (12-16)
Fast Break Points:		6
Times Tied:		

Legend:

MIN : Minutes Played **M/A** : Made/Attempts **%** : Shooting Percentage **OR** : Offensive Rebounds
DR : Defensive Rebounds **TOT** : Total Rebounds **AS** : Assist **ST** : Steals
TO : Turnovers **BS** : Blocked Shots **PF** : Fouls **PTS** : Points
HF : Half of Time **OT** : Over Time * : Starting/Initial

PRNWB0000017E.00069 00102613:08V010

Match No: 50

MEX 41 vs 37 GBR

Start Time: 11:30

Attendance: 11781

Referees: BURFORD Jonathon (USA)
CALIGIURI Gabriele (AUS)

CHUNG Hak Mo (KOR)

Scoring by 5 min intervals:		1.HF				2.HF			
MEX	GBR	5	12	16	18	26	34	37	41
		2	5	10	14	20	25	33	37

Time	Score	Mexico	Action	Great Britain	Time	Score	Mexico	Action	Great Britain
FIRST HALF					FIRST HALF				
20:00		4 - VAZQUEZ Cecilia	Player IN		15:44		9 - VAZQUEZ DELGADILLO L	Turnover	
20:00		9 - VAZQUEZ DELGADILLO L	Player IN		15:36			2 Pt. Miss	8 - WILD Ann
20:00		10 - CAMARA Rosa	Player IN		15:34			Offens.Rebound	10 - BAILLIE Sarah
20:00		12 - FONSECA Olga	Player IN		15:31			2 Pt. Miss	10 - BAILLIE Sarah
20:00		15 - GARCIA Wendy	Player IN		15:14	5-2	6 - VAZQUEZ Teresita	2 Pt. in the paint	
20:00			Player IN	6 - STRANGE Clare	15:14		10 - CAMARA Rosa	Assist	
20:00			Player IN	8 - WILD Ann	14:48			Turnover	8 - WILD Ann
20:00			Player IN	10 - BAILLIE Sarah	14:41		10 - CAMARA Rosa (P2,T6)	Offensive Foul	
20:00			Player IN	12 - JACKSON Anna	14:41		10 - CAMARA Rosa	Turnover	
20:00			Player IN	15 - MacLEAN Caroline	14:41		10 - CAMARA Rosa	Player OUT	
19:38		4 - VAZQUEZ Cecilia	2 Pt. Miss		14:41		11 - MIRANDA Claudia	Player IN	
19:36		15 - GARCIA Wendy	Offens.Rebound		14:34		8 - PENALOZA Leticia (P1,T7)	Foul	
19:33			Steal	8 - WILD Ann	14:34	5-3		Free Th. MADE	10 - BAILLIE Sarah
19:31		15 - GARCIA Wendy	Turnover		14:34			Free Th. Miss	10 - BAILLIE Sarah
19:16			2 Pt. Miss	8 - WILD Ann	14:30			Offens.Rebound	12 - JACKSON Anna
19:09		9 - VAZQUEZ DELGADILLO L	Defens.Rebound		14:30			2 Pt. Miss	12 - JACKSON Anna
18:59		9 - VAZQUEZ DELGADILLO L	2 Pt. Miss		14:28		9 - VAZQUEZ DELGADILLO L	Defens.Rebound	
18:57			Defens.Rebound	10 - BAILLIE Sarah	14:19	7-3	11 - MIRANDA Claudia	2 Pt. Miss	6 - STRANGE Clare
18:25			2 Pt. Miss	8 - WILD Ann	13:57		5 - LOPEZ Alma	Defens.Rebound	
18:23		9 - VAZQUEZ DELGADILLO L	Defens.Rebound		13:54		11 - MIRANDA Claudia	2 Pt. Miss	
18:07		9 - VAZQUEZ DELGADILLO L	Turnover		13:43			Defens.Rebound	6 - STRANGE Clare
18:01		12 - FONSECA Olga (P1,T1)	Foul		13:40			Offensive Foul	8 - WILD Ann (P1,T2)
17:55	0-2		2 Pt. in the paint	8 - WILD Ann	13:37			Turnover	8 - WILD Ann
17:55		12 - FONSECA Olga (P2,T2)	Foul		13:37			Time Out	Great Britain
17:55			Free Th. Miss	8 - WILD Ann	13:37			2 Pt. Miss	
17:53			Offens.Rebound	8 - WILD Ann	13:26		9 - VAZQUEZ DELGADILLO L	2 Pt. Miss	
17:49		9 - VAZQUEZ DELGADILLO L (P1,T3)	Foul		13:24			Defens.Rebound	12 - JACKSON Anna
17:49		4 - VAZQUEZ Cecilia	Player OUT		12:58			2 Pt. Miss	8 - WILD Ann
17:49		5 - LOPEZ Alma	Player IN		12:56		8 - PENALOZA Leticia	Defens.Rebound	
17:49		15 - GARCIA Wendy	Player OUT		12:45	9-3	8 - PENALOZA Leticia	2 Pt. in the paint	
17:49		6 - VAZQUEZ Teresita	Player IN		12:45		9 - VAZQUEZ DELGADILLO L	Assist	
17:49		12 - FONSECA Olga	Player OUT		12:45			Foul	10 - BAILLIE Sarah (P2,T3)
17:49		8 - PENALOZA Leticia	Player IN		12:45	10-3	8 - PENALOZA Leticia	Free Th. MADE	
17:49			Free Th. Miss	10 - BAILLIE Sarah	12:31			Turnover	12 - JACKSON Anna
17:49			Free Th. Miss	10 - BAILLIE Sarah	12:08		11 - MIRANDA Claudia	2 Pt. Miss	
17:47			Offens.Rebound	10 - BAILLIE Sarah	12:03		9 - VAZQUEZ DELGADILLO L	Offens.Rebound	
17:43			2 Pt. Miss	8 - WILD Ann	11:45		8 - PENALOZA Leticia	2 Pt. Miss	
17:41		9 - VAZQUEZ DELGADILLO L	Defens.Rebound		11:43			Defens.Rebound	12 - JACKSON Anna
17:31			Foul	10 - BAILLIE Sarah (P1,T1)	11:19			Turnover	15 - MacLEAN Caroline
17:31	1-2	10 - CAMARA Rosa	Free Th. MADE		11:19			Foul	10 - BAILLIE Sarah (P3,T4)
17:31		10 - CAMARA Rosa	Free Th. Miss		11:19			Player OUT	15 - MacLEAN Caroline
17:30			Defens.Rebound	8 - WILD Ann	11:19			Player IN	14 - VANDERSTEEN Nicola
17:26		10 - CAMARA Rosa (P1,T4)	Foul		11:19			Player OUT	12 - JACKSON Anna
17:24			Turnover	15 - MacLEAN Caroline	11:19			Player IN	9 - RIDLEY Jenny
17:00		8 - PENALOZA Leticia	2 Pt. Miss		11:02	12-3	8 - PENALOZA Leticia	2 Pt. in the paint	
16:53		8 - PENALOZA Leticia	Offens.Rebound		11:02		9 - VAZQUEZ DELGADILLO L	Assist	
16:44		10 - CAMARA Rosa	2 Pt. Miss		10:40			Fast Break	Great Britain
16:41			Defens.Rebound	10 - BAILLIE Sarah	10:39	12-5		2 Pt. in the paint	10 - BAILLIE Sarah
16:40		6 - VAZQUEZ Teresita (P1,T5)	Foul		10:39			Assist	8 - WILD Ann
16:25			2 Pt. Miss	15 - MacLEAN Caroline	10:26			Foul	6 - STRANGE Clare (P1,T5)
16:23		8 - PENALOZA Leticia	Block Shot		10:26		6 - VAZQUEZ Teresita	Free Th. Miss	
16:20		8 - PENALOZA Leticia	Defens.Rebound		10:26		6 - VAZQUEZ Teresita	Free Th. Miss	
16:09	3-2	8 - PENALOZA Leticia	2 Pt. in the paint		10:20		11 - MIRANDA Claudia (P1,T8)	Foul	
16:09		9 - VAZQUEZ DELGADILLO L	Assist		10:20			Player OUT	9 - RIDLEY Jenny
15:53		9 - VAZQUEZ DELGADILLO L	Steal		10:20			Player OUT	6 - STRANGE Clare
15:51			Turnover	10 - BAILLIE Sarah	10:20			Player IN	7 - LARGEN Georgina
15:46			Steal	12 - JACKSON Anna	10:20			Player IN	4 - O'DRISCOLL B.

Wheelchair Basketball

Time	Score	Mexico	Action	Great Britain	Time	Score	Mexico	Action	Great Britain
FIRST HALF					FIRST HALF				
10:20			Free Th. Miss	8 - WILD Ann	3:09			Turnover	12 - JACKSON Anna
10:20			Free Th. Miss	8 - WILD Ann	3:09		9 - VAZQUEZ DELGADILLO L	Player OUT	
10:12			2 Pt. Miss	7 - LARGEN Georgina	3:09		7 - MONTANO Ma. Carmen	Player IN	
10:09		8 - PENALOZA Leticia	Defens.Rebound		3:09			Player OUT	12 - JACKSON Anna
9:58		6 - VAZQUEZ Teresita	2 Pt. Miss		3:09			Player IN	13 - SMALL Kristina
9:57			Defens.Rebound	7 - LARGEN Georgina	2:55	18-12	7 - MONTANO Ma. Carmen	2 Pt. in the paint	
9:42			2 Pt. Miss	10 - BAILLIE Sarah	2:55		11 - MIRANDA Claudia	Assist	
9:42			Offens.Rebound	10 - BAILLIE Sarah	2:55			Foul	13 - SMALL Kristina (P1,T8)
9:42		9 - VAZQUEZ DELGADILLO L (P2,T9)	Foul		2:55		7 - MONTANO Ma. Carmen	Free Th. Miss	
9:42	12-6		Free Th. Miss	10 - BAILLIE Sarah	2:52			Defens.Rebound	13 - SMALL Kristina
9:42			Free Th. MADE	10 - BAILLIE Sarah	2:43		11 - MIRANDA Claudia (P2,T12)	Foul	
9:27	14-6	9 - VAZQUEZ DELGADILLO L	2 Pt. in the paint		2:43	18-13		Free Th. MADE	8 - WILD Ann
9:27			Foul	14 - VANDERSTEEN Nicola (P1,T6)	2:43			Free Th. Miss	8 - WILD Ann
9:27			Player OUT	14 - VANDERSTEEN Nicola	2:29		14 - HERLINDA Rosa	2 Pt. Miss	
9:27			Player IN	12 - JACKSON Anna	2:26		14 - HERLINDA Rosa	Offens.Rebound	
9:27		9 - VAZQUEZ DELGADILLO L	Free Th. Miss		2:23		7 - MONTANO Ma. Carmen	2 Pt. Miss	
9:24			Defens.Rebound	7 - LARGEN Georgina	2:21			Defens.Rebound	10 - BAILLIE Sarah
9:17			Turnover	12 - JACKSON Anna	2:14			Turnover	7 - LARGEN Georgina
9:03		9 - VAZQUEZ DELGADILLO L	2 Pt. Miss		2:01		11 - MIRANDA Claudia	2 Pt. Miss	
8:58			Defens.Rebound	12 - JACKSON Anna	1:58			Defens.Rebound	8 - WILD Ann
8:58		9 - VAZQUEZ DELGADILLO L	Steal		1:55		13 - SOTO Juana (P1,T13)	Foul	
8:58			Turnover	12 - JACKSON Anna	1:55	18-14		Free Th. MADE	8 - WILD Ann
8:43		8 - PENALOZA Leticia	Turnover		1:55			Free Th. Miss	8 - WILD Ann
8:21			2 Pt. Miss	8 - WILD Ann	1:52			Offens.Rebound	8 - WILD Ann
8:09			2 Pt. Miss	8 - WILD Ann	1:42			Turnover	10 - BAILLIE Sarah
8:07		8 - PENALOZA Leticia	Defens.Rebound		1:22		7 - MONTANO Ma. Carmen	2 Pt. Miss	
8:01		8 - PENALOZA Leticia	2 Pt. Miss		1:19			Defens.Rebound	8 - WILD Ann
7:59			Defens.Rebound	7 - LARGEN Georgina	1:10		7 - MONTANO Ma. Carmen	Steal	
7:52		6 - VAZQUEZ Teresita (P2,T10)	Foul		1:08			Turnover	7 - LARGEN Georgina
7:52			Time Out	Great Britain	1:07			Turnover	
7:52		8 - PENALOZA Leticia	Player OUT		1:01		11 - MIRANDA Claudia	2 Pt. Miss	4 - O'DRISCOLL B.
7:52		13 - SOTO Juana	Player IN		1:01			Offens.Rebound	10 - BAILLIE Sarah
7:52	14-7		Free Th. MADE	8 - WILD Ann	1:01		7 - MONTANO Ma. Carmen (P1,T14)	Foul	
7:52	14-8		Free Th. MADE	8 - WILD Ann	1:01			Free Th. Miss	10 - BAILLIE Sarah
7:30		11 - MIRANDA Claudia	2 Pt. Miss		1:01			Free Th. Miss	10 - BAILLIE Sarah
7:26			Defens.Rebound	10 - BAILLIE Sarah	1:00		7 - MONTANO Ma. Carmen	Defens.Rebound	
7:15			Turnover	7 - LARGEN Georgina	0:43		11 - MIRANDA Claudia	2 Pt. Miss	
7:10		13 - SOTO Juana	2 Pt. Miss		0:39			Defens.Rebound	13 - SMALL Kristina
7:10		9 - VAZQUEZ DELGADILLO L	Offens.Rebound		0:26			2 Pt. Miss	10 - BAILLIE Sarah
7:10			Foul	8 - WILD Ann (P2,T7)	0:25		13 - SOTO Juana	Defens.Rebound	
6:51		11 - MIRANDA Claudia	2 Pt. Miss		0:25		5 - LOPEZ Alma	2 Pt. Miss	
6:25		13 - SOTO Juana	2 Pt. Miss		0:17		13 - SOTO Juana (P2,T15)	Offensive Foul	
6:24			Defens.Rebound	7 - LARGEN Georgina	0:17		13 - SOTO Juana	Turnover	
6:11			2 Pt. Miss	12 - JACKSON Anna	0:17			Free Th. Miss	8 - WILD Ann
6:09		9 - VAZQUEZ DELGADILLO L	Defens.Rebound		0:17			Free Th. Miss	8 - WILD Ann
6:02		6 - VAZQUEZ Teresita (P3,T11)	Offensive Foul		0:14			Offens.Rebound	10 - BAILLIE Sarah
6:02		6 - VAZQUEZ Teresita	Turnover		0:14			2 Pt. Miss	10 - BAILLIE Sarah
6:02		6 - VAZQUEZ Teresita	Player OUT		0:11		14 - HERLINDA Rosa	Defens.Rebound	
6:02		14 - HERLINDA Rosa	Player IN		0:02		11 - MIRANDA Claudia	3 Pt. Miss	
5:49			2 Pt. Miss	10 - BAILLIE Sarah	0:01		Mexico	Time Out	
5:47			Offens.Rebound	7 - LARGEN Georgina	SECOND HALF				
5:44		9 - VAZQUEZ DELGADILLO L	Steal		20:00		4 - VAZQUEZ Cecilia	Player IN	
5:43			Turnover	7 - LARGEN Georgina	20:00		6 - VAZQUEZ Teresita	Player IN	
5:35	16-8	9 - VAZQUEZ DELGADILLO L	2 Pt. in the paint		20:00		7 - MONTANO Ma. Carmen	Player IN	
5:35		11 - MIRANDA Claudia	Assist		20:00		9 - VAZQUEZ DELGADILLO L	Player IN	
5:13			Fast Break	Great Britain	20:00		15 - GARCIA Wendy	Player IN	
5:11	16-10		2 Pt. in the paint	8 - WILD Ann	20:00			Player IN	4 - O'DRISCOLL B.
5:11			Assist	12 - JACKSON Anna	20:00			Player IN	7 - LARGEN Georgina
4:51		11 - MIRANDA Claudia	2 Pt. Miss		20:00			Player IN	8 - WILD Ann
4:48		11 - MIRANDA Claudia	Offens.Rebound		20:00			Player IN	10 - BAILLIE Sarah
4:31		14 - HERLINDA Rosa	Turnover		20:00			Player IN	13 - SMALL Kristina
4:18			Fast Break	Great Britain	19:49	20-14	4 - VAZQUEZ Cecilia	2 Pt. in the paint	
4:16	16-12		2 Pt. in the paint	10 - BAILLIE Sarah	19:27			2 Pt. Miss	10 - BAILLIE Sarah
4:16			Assist	8 - WILD Ann	19:25			Offens.Rebound	8 - WILD Ann
3:56		9 - VAZQUEZ DELGADILLO L	2 Pt. Miss		19:23			2 Pt. Miss	13 - SMALL Kristina
3:39		9 - VAZQUEZ DELGADILLO L	Steal		19:21			Offens.Rebound	13 - SMALL Kristina
3:37			Turnover	7 - LARGEN Georgina	19:21			2 Pt. Miss	13 - SMALL Kristina
3:17		14 - HERLINDA Rosa	2 Pt. Miss		19:17		9 - VAZQUEZ DELGADILLO L	Defens.Rebound	
3:15			Defens.Rebound	8 - WILD Ann	18:42		6 - VAZQUEZ Teresita	2 Pt. Miss	

Wheelchair Basketball

Wheelchair Basketball

Wheelchair Basketball

Wheelchair Basketball

Time	Score	Mexico	Action	Great Britain	Time	Score	Mexico	Action	Great Britain
SECOND HALF									
18:35			Defens.Rebound	7 - LARGEN Georgina	10:57			Player OUT	7 - LARGEN Georgina
18:32			Turnover	13 - SMALL Kristina	10:57			Player IN	5 - BURRETT Sarah
18:32		15 - GARCIA Wendy	Turnover		10:57			Player IN	6 - STRANGE Clare
18:15			2 Pt. Miss	8 - WILD Ann	10:43			Fast Break	Great Britain
18:12		15 - GARCIA Wendy	Defens.Rebound		10:40	32-25		2 Pt. in the paint	5 - BURRETT Sarah
17:47	22-14	9 - VAZQUEZ DELGADILLO L	2 Pt. MADE		10:40			Assist	8 - WILD Ann
17:24	22-16		2 Pt. in the paint	10 - BAILLIE Sarah	10:22	34-25	9 - VAZQUEZ DELGADILLO L	2 Pt. MADE	
17:24			Assist	8 - WILD Ann	9:55			2 Pt. Miss	10 - BAILLIE Sarah
17:18		9 - VAZQUEZ DELGADILLO L	Turnover		9:53		9 - VAZQUEZ DELGADILLO L	Defens.Rebound	
17:18			Player OUT	13 - SMALL Kristina	9:46			Foul	5 - BURRETT Sarah (P1,T4)
17:18			Player IN	12 - JACKSON Anna	9:46		15 - GARCIA Wendy	Free Th. Miss	
17:12			2 Pt. Miss	10 - BAILLIE Sarah	9:46		15 - GARCIA Wendy	Free Th. Miss	
17:06			Offens.Rebound	12 - JACKSON Anna	9:42		9 - VAZQUEZ DELGADILLO L	Offens.Rebound	
16:57			Turnover	8 - WILD Ann	9:42		9 - VAZQUEZ DELGADILLO L	2 Pt. Miss	
16:49		7 - MONTANO Ma. Carmen	2 Pt. Miss		9:39			Defens.Rebound	8 - WILD Ann
16:47			Defens.Rebound	8 - WILD Ann	9:36			Turnover	8 - WILD Ann
16:36			2 Pt. Miss	4 - O'DRISCOLL B.	9:34	36-25	9 - VAZQUEZ DELGADILLO L	2 Pt. in the paint	
16:34			Offens.Rebound	10 - BAILLIE Sarah	9:34		15 - GARCIA Wendy	Assist	
16:34	22-18		Tap MADE	10 - BAILLIE Sarah	9:02	36-27		2 Pt. in the paint	5 - BURRETT Sarah
16:09	24-18	9 - VAZQUEZ DELGADILLO L	2 Pt. in the paint		9:02			Assist	8 - WILD Ann
16:09		7 - MONTANO Ma. Carmen	Assist		8:42		8 - PENALOZA Leticia	2 Pt. Miss	
16:09			Foul	7 - LARGEN Georgina (P1,T1)	8:40			Defens.Rebound	10 - BAILLIE Sarah
16:09		9 - VAZQUEZ DELGADILLO L	Free Th. Miss		8:24			2 Pt. Miss	10 - BAILLIE Sarah
16:08		7 - MONTANO Ma. Carmen	Offens.Rebound		8:20			2 Pt. Miss	10 - BAILLIE Sarah
16:08			Foul	12 - JACKSON Anna (P1,T2)	8:17			Offens.Rebound	8 - WILD Ann
16:08		7 - MONTANO Ma. Carmen	Free Th. Miss		7:59	36-29		2 Pt. in the paint	10 - BAILLIE Sarah
16:08		7 - MONTANO Ma. Carmen	Free Th. Miss		7:59			Assist	8 - WILD Ann
16:05			Defens.Rebound	4 - O'DRISCOLL B.	7:41		8 - PENALOZA Leticia	2 Pt. Miss	
15:50			Fast Break	Great Britain	7:39			Defens.Rebound	5 - BURRETT Sarah
15:49	24-20		2 Pt. in the paint	12 - JACKSON Anna	7:34			Turnover	5 - BURRETT Sarah
15:49			Assist	8 - WILD Ann	7:34			Player OUT	
15:29		15 - GARCIA Wendy	2 Pt. Miss		7:34		15 - GARCIA Wendy	Player OUT	
15:21		4 - VAZQUEZ Cecilia	2 Pt. Miss		7:34		4 - VAZQUEZ Cecilia	Player OUT	
15:18		6 - VAZQUEZ Teresita	Offens.Rebound		7:34		5 - LOPEZ Alma	Player IN	
15:08	26-20	9 - VAZQUEZ DELGADILLO L	2 Pt. MADE		7:13		11 - MIRANDA Claudia	Player IN	
14:53			2 Pt. Miss	10 - BAILLIE Sarah	7:10		9 - VAZQUEZ DELGADILLO L	2 Pt. Miss	
14:51		9 - VAZQUEZ DELGADILLO L	Defens.Rebound		6:47			Defens.Rebound	12 - JACKSON Anna
14:39	28-20	7 - MONTANO Ma. Carmen	2 Pt. MADE		6:44		9 - VAZQUEZ DELGADILLO L	Defens.Rebound	12 - JACKSON Anna
14:21			Turnover	7 - LARGEN Georgina	6:39		11 - MIRANDA Claudia	2 Pt. Miss	
14:17		4 - VAZQUEZ Cecilia	2 Pt. Miss		6:39		8 - PENALOZA Leticia	Offens.Rebound	
14:15		7 - MONTANO Ma. Carmen	Offens.Rebound		6:39			Foul	12 - JACKSON Anna (P3,T5)
14:15		7 - MONTANO Ma. Carmen	2 Pt. Miss		6:39		8 - PENALOZA Leticia	Free Th. Miss	
14:13		7 - MONTANO Ma. Carmen	Offens.Rebound		6:39	37-29	8 - PENALOZA Leticia	Free Th. MADE	
14:11		6 - VAZQUEZ Teresita	2 Pt. Miss		6:33		8 - PENALOZA Leticia (P3,T3)	Foul	
14:08		15 - GARCIA Wendy	Offens.Rebound		6:23			2 Pt. Miss	6 - STRANGE Clare
13:51			Foul	12 - JACKSON Anna (P2,T3)	6:21		6 - VAZQUEZ Teresita	Defens.Rebound	
13:51			Time Out	Great Britain	5:58		9 - VAZQUEZ DELGADILLO L	2 Pt. Miss	
13:51		6 - VAZQUEZ Teresita	Free Th. Miss		5:56			Block Shot	10 - BAILLIE Sarah
13:51		6 - VAZQUEZ Teresita	Free Th. Miss		5:54			Defens.Rebound	12 - JACKSON Anna
13:25	28-22		2 Pt. in the paint	10 - BAILLIE Sarah	5:41	37-31		2 Pt. in the paint	10 - BAILLIE Sarah
13:25			Assist	8 - WILD Ann	5:41			Assist	8 - WILD Ann
12:51		9 - VAZQUEZ DELGADILLO L	2 Pt. Miss		5:16			Steal	8 - WILD Ann
12:45		4 - VAZQUEZ Cecilia	Offens.Rebound		5:14		9 - VAZQUEZ DELGADILLO L	Turnover	
12:31	30-22	4 - VAZQUEZ Cecilia	2 Pt. in the paint		5:04	37-33		2 Pt. in the paint	5 - BURRETT Sarah
12:31		7 - MONTANO Ma. Carmen	Assist		5:04			Assist	8 - WILD Ann
12:11	30-23	4 - VAZQUEZ Cecilia (P1,T1)	Unspor. Foul		4:37			Foul	12 - JACKSON Anna (P4,T6)
12:11			Free Th. MADE	8 - WILD Ann	4:37		Mexico	Time Out	
12:11			Free Th. Miss	8 - WILD Ann	4:37		11 - MIRANDA Claudia	Player OUT	
11:52			2 Pt. Miss	10 - BAILLIE Sarah	4:37		15 - GARCIA Wendy	Player IN	
11:50			Offens.Rebound	12 - JACKSON Anna	4:37		5 - LOPEZ Alma	Player OUT	
11:50			2 Pt. Miss	12 - JACKSON Anna	4:37		4 - VAZQUEZ Cecilia	Player IN	
11:47		7 - MONTANO Ma. Carmen	Defens.Rebound		4:37	38-33	9 - VAZQUEZ DELGADILLO L	Free Th. MADE	
11:37		7 - MONTANO Ma. Carmen	Turnover		4:37	39-33	9 - VAZQUEZ DELGADILLO L	Free Th. MADE	
11:28			Turnover	8 - WILD Ann	4:25			2 Pt. Miss	8 - WILD Ann
11:28		7 - MONTANO Ma. Carmen	Player OUT		4:21		6 - VAZQUEZ Teresita	Defens.Rebound	
11:28		8 - PENALOZA Leticia	Player IN		4:01		9 - VAZQUEZ DELGADILLO L	2 Pt. Miss	
11:07	32-23	9 - VAZQUEZ DELGADILLO L	2 Pt. MADE		3:58			Defens.Rebound	8 - WILD Ann
10:57		8 - PENALOZA Leticia (P2,T2)	Foul		3:37			2 Pt. Miss	8 - WILD Ann
10:57			Player OUT	4 - O'DRISCOLL B.	3:34		4 - VAZQUEZ Cecilia	Defens.Rebound	

Wheelchair Basketball

Wheelchair Basketball

Wheelchair Basketball

Wheelchair Basketball

Time	Score	Mexico	Action	Great Britain	Time	Score	Mexico	Action	Great Britain
SECOND HALF									
3:16		8 - PENALOZA Leticia	2 Pt. Miss		1:06	40-35	6 - VAZQUEZ Teresita	Free Th. MADE	
3:13			Defens.Rebound	10 - BAILLIE Sarah	1:06		6 - VAZQUEZ Teresita	Free Th. Miss	
2:56			Turnover	8 - WILD Ann	0:54	40-37		2 Pt. in the paint	14 - VANDERSTEEN Nicola
2:56			Time Out	Great Britain	0:54			Assist	8 - WILD Ann
2:52		8 - PENALOZA Leticia	Player OUT		0:47			Foul	6 - STRANGE Clare (P3,T10)
2:52		13 - SOTO Juana	Player IN		0:47		15 - GARCIA Wendy	Free Th. Miss	
2:25		15 - GARCIA Wendy	Turnover		0:47	41-37	15 - GARCIA Wendy	Free Th. MADE	
2:25			Time Out	Great Britain	0:27			3 Pt. Miss	
2:18		9 - VAZQUEZ DELGADILLO L	Steal		0:24		6 - VAZQUEZ Teresita	Defens.Rebound	
2:16			Turnover	10 - BAILLIE Sarah	0:15		13 - SOTO Juana	2 Pt. Miss	
2:10		9 - VAZQUEZ DELGADILLO L	2 Pt. Miss		0:12			Defens.Rebound	6 - STRANGE Clare
2:10			Defens.Rebound	10 - BAILLIE Sarah	0:06		15 - GARCIA Wendy (P1,T4)	Foul	
1:53			Offensive Foul	10 - BAILLIE Sarah (P4,T7)	0:06		Mexico	Time Out	
1:53			Turnover	10 - BAILLIE Sarah	0:06		13 - SOTO Juana	Player OUT	
1:33		13 - SOTO Juana	2 Pt. Miss		0:06		7 - MONTANO Ma. Carmen	Player IN	
1:30			Defens.Rebound	6 - STRANGE Clare	0:06		4 - VAZQUEZ Cecilia	Player OUT	
1:30		9 - VAZQUEZ DELGADILLO L	Steal		0:06		5 - LOPEZ Alma	Player IN	
1:27			Turnover	6 - STRANGE Clare	0:06		15 - GARCIA Wendy	Player OUT	
1:21			Foul	6 - STRANGE Clare (P2,T8)	0:06		11 - MIRANDA Claudia	Player IN	
1:21			Player OUT	12 - JACKSON Anna	0:04			Free Th. Miss	5 - BURRETT Sarah
1:21			Player IN	14 - VANDERSTEEN Nicola	0:04			Free Th. Miss	5 - BURRETT Sarah
1:21		13 - SOTO Juana	Free Th. Miss		0:04			Offens.Rebound	5 - BURRETT Sarah
1:21		13 - SOTO Juana	Free Th. Miss		0:04		9 - VAZQUEZ DELGADILLO L (P3,T5)	Foul	
1:18			Defens.Rebound	6 - STRANGE Clare	0:04			Free Th. Miss	5 - BURRETT Sarah
1:08			Fast Break	Great Britain	0:04			Free Th. Miss	5 - BURRETT Sarah
1:08	39-35		2 Pt. in the paint	5 - BURRETT Sarah	0:01			Offens.Rebound	10 - BAILLIE Sarah
1:08			Assist	10 - BAILLIE Sarah	0:01			2 Pt. Miss	10 - BAILLIE Sarah
1:06			Foul	5 - BURRETT Sarah (P2,T9)	0:00			END OF PERIOD	

Wheelchair Basketball

Wheelchair Basketball

Wheelchair Basketball

Wheelchair Basketball

PRNWB0000017F.00073 00102613:08V020

WOMEN SEMIFINALS 5-8 MATCH RESULTS



THU 26 OCT 2000

SYDNEY SUPERDOME

Match No: 50

MEX 41 vs 37 GBR

Start Time: 11:30

Attendance: 11781

Referees: BURFORD Jonathon (USA)
CALIGIURI Gabriele (AUS)

CHUNG Hak Mo (KOR)

Scoring by 5 min intervals:		1.HF				2.HF			
MEX		5	12	16	18	26	34	37	41
GBR		2	5	10	14	20	25	33	37

Mexico (MEX)

No.	Name	MIN	PTS	Field Goals		2 Points		3 Points		Free Throws		Rebounds			AS	ST	TO	BS	PF
				M/A	%	M/A	%	M/A	%	M/A	%	OR	DR	TOT					
* 4	VAZQUEZ Cecilia	19:08	4	2/5	40.0	2/5	40.0					1	1	2					1
5	LOPEZ Alma	20:52		0/1	0.0	0/1	0.0						1	1					
6	VAZQUEZ Teresita	31:47	3	1/4	25.0	1/4	25.0			1/6	16.7	1	3	4			1		3
7	MONTANO Ma. Carmen	11:47	4	2/6	33.3	2/6	33.3			0/3	0.0	3	2	5	2	1	1		1
8	PENALOZA Leticia	18:33	8	3/9	33.3	3/9	33.3			2/3	66.7	2	4	6			1	1	3
* 9	VAZQUEZ DELGADILLO Lucia	36:51	18	8/18	44.4	8/18	44.4			2/4	50.0	3	9	12	3	6	4		3
* 10	CAMARA Rosa	05:19	1	0/1	0.0	0/1	0.0			1/2	50.0				1		1		2
11	MIRANDA Claudia	17:44	2	1/10	10.0	1/9	11.1	0/1	0.0			1		1	2		1		2
* 12	FONSECA Olga	02:11																	2
13	SOTO Juana	10:38		0/4	0.0	0/4	0.0			0/2	0.0		1	1			1		2
14	HERLINDA Rosa	06:02		0/2	0.0	0/2	0.0					1	1	2			1		
* 15	GARCIA Wendy	19:08	1	0/1	0.0	0/1	0.0			1/4	25.0	2	1	3	1		3		1
Team Coach																			
TOTALS			41	17/61	27.9	17/60	28.3	0/1	0.0	7/24	29.2	14	23	37	9	7	14	1	20
Coach		VERGARA Eii																	
Assistant Coach		LARRAGA Pablo									DURAND Sergio								

Great Britain (GBR)

No.	Name	MIN	PTS	Field Goals		2 Points		3 Points		Free Throws		Rebounds			AS	ST	TO	BS	PF
				M/A	%	M/A	%	M/A	%	M/A	%	OR	DR	TOT					
4	O'DRISCOLL Bernadette	19:23		0/2	0.0	0/2	0.0					1	1	2			1		2
5	BURRETT Sarah	10:57	8	4/4	100.0	4/4	100.0			0/4	0.0	1	1	2			1		3
* 6	STRANGE Clare	20:37		0/2	0.0	0/2	0.0						4	4			1		3
7	LARGEN Georgina	19:23		0/1	0.0	0/1	0.0					1	5	6			6		1
* 8	WILD Ann	40:00	9	2/12	16.7	2/12	16.7			5/13	38.5	4	7	11	11	2	6		2
9	RIDLEY Jenny	00:59																	
* 10	BAILLIE Sarah	40:00	16	7/21	33.3	7/20	35.0	0/1	0.0	2/8	25.0	7	7	14	1		4	1	4
11	FOX Jill																		
* 12	JACKSON Anna	30:56	2	1/5	20.0	1/5	20.0					3	5	8	1	1	4		4
13	SMALL Kristina	05:51		0/2	0.0	0/2	0.0					1	2	3			1		1
14	VANDERSTEEN Nicola	03:13	2	1/1	100.0	1/1	100.0												1
* 15	MacLEAN Caroline	08:41		0/1	0.0	0/1	0.0										2		
Team Coach																			
TOTALS			37	15/51	29.4	15/50	30.0	0/1	0.0	7/25	28.0	17	32	49	13	3	25	1	18
Coach		HUDSON Paul																	
Assistant Coach		TARKENTER Malcolm									PAWSON Sue								

	MEX	GBR		MEX	GBR
Points from Turnovers:	10	7	Points in the Paint:	22	30
Biggest Lead:	11 (36-25)	2 (2-0)	Biggest Scoring Run:	12-1 (12-3)	8-1 (33-37)
Second Chance Points:	5	5	Fast Break Points:		12
Lead Changes:	1		Times Tied:		

Legend:

MIN : Minutes Played **M/A** : Made/Attempts **%** : Shooting Percentage **OR** : Offensive Rebounds
DR : Defensive Rebounds **TOT** : Total Rebounds **AS** : Assist **ST** : Steals
TO : Turnovers **BS** : Blocked Shots **PF** : Fouls **PTS** : Points
HF : Half of Time **OT** : Over Time * : Starting/Initial

PRNWB00000180.00076B 00102613:09V040

Preliminary Group A					
Rank		AUS	NED	USA	GBR
1	AUS		38-26	44-36	43-12
2	NED	26-38		45-26	34-21
3	USA	36-44	26-45		58-30
4	GBR	12-43	21-34	30-58	

MATCHES			POINTS		Class.
PLAY	WON	LOST	FOR	AGST	Points
3	3	0	125	74	6
3	2	1	105	85	5
3	1	2	120	119	4
3	0	3	63	135	3

Preliminary Group B					
Rank		CAN	JPN	MEX	GER
1	CAN		49-32	60-28	36-26
2	JPN	32-49		57-41	62-52
3	MEX	28-60	41-57		45-44
4	GER	26-36	52-62	44-45	

MATCHES			POINTS		Class.
PLAY	WON	LOST	FOR	AGST	Points
3	3	0	145	86	6
3	2	1	151	142	5
3	1	2	114	161	4
3	0	3	122	143	3

Classification

Phase	Teams	Result
Semifinals 1 - 4	AUS vs JPN	45-33
Semifinals 1 - 4	CAN vs NED	42-23
Semifinals 5 - 8	USA vs GER	50-30
Semifinals 5 - 8	MEX vs GBR	41-37
Final 1 - 2	AUS vs CAN	27-Oct
Final 3 - 4	JPN vs NED	27-Oct
Final 5 - 6	USA vs MEX	27-Oct
Final 7 - 8	GER vs GBR	27-Oct

Final Standings

Medal	Rank	Team
-------	------	------

PRNWB00000181.00084A 00102613:09V020

Mexico (MEX)

After 4 Matches

No.	Name	G	MIN	MPG	PTS	PPG	Field Goals		2 Points		3 Points		Free Throws		Rebounds			AS	ST	TO	BS	PF
							M/A	%	M/A	%	M/A	%	M/A	%	OR	DR	TOT					
4	VAZQUEZ Cecilia	4	68:19	17:04	14	3.5	6/19	31.6	6/19	31.6			2/6	33.3	3	1	4		1	9		11
5	LOPEZ Alma	4	91:41	22:55	2	0.5	1/8	12.5	1/8	12.5						2	2		2	4		7
6	VAZQUEZ Teresita	4	91:41	22:55	7	1.8	2/11	18.2	2/11	18.2			3/8	37.5	4	4	8	1	1	13		7
7	MONTANO Ma. Carmen	4	79:52	19:58	18	4.5	8/25	32.0	8/25	32.0			2/11	18.2	8	19	27	6	5	9	1	11
8	PENALOZA Leticia	4	50:55	12:43	10	2.5	4/14	28.6	4/14	28.6			2/3	66.7	5	6	11	1		7	1	5
9	VAZQUEZ DELGADILLO Lucia	4	135:02	33:45	60	15.0	23/59	39.0	23/56	41.1	0/3	0.0	14/30	46.7	11	35	46	14	9	18	4	13
10	CAMARA Rosa	4	33:57	8:29	7	1.8	3/8	37.5	3/8	37.5			1/6	16.7		4	4	3		6		6
11	MIRANDA Claudia	4	74:41	18:40	20	5.0	9/40	22.5	9/39	23.1	0/1	0.0	2/7	28.6	1	4	5	6	1	8		12
12	FONSECA Olga	3	12:45	4:15	2	0.7	1/2	50.0	1/2	50.0					2		2			1		4
13	SOTO Juana	4	39:20	9:50	10	2.5	4/13	30.8	4/12	33.3	0/1	0.0	2/5	40.0	2	5	7			1		9
14	HERLINDA Rosa	4	53:28	13:22	2	0.5	0/9	0.0	0/9	0.0			2/4	50.0	5	5	10	2	1	5		5
15	GARCIA Wendy	4	68:19	17:04	3	0.8	1/8	12.5	1/8	12.5			1/4	25.0	4	2	6	1		9		6
Team/Coach																						
TOTALS					155	38.8	62/216	28.7	62/211	29.4	0/5	0.0	31/84	36.9	45	87	132	34	20	90	6	96
OPPONENTS					198	49.5	82/229	35.8	81/223	36.3	1/6	16.7	33/105	31.4	67	113	180	59	23	87	3	79

	MEX	OPPONENTS
Points from Turnovers	45	67
Points in the Paint	70	148
Second Chance Points	21	41
Fast Break Points	16	60

AVERAGES PER GAME

	MEX	OPPONENTS
Total Field Goals Made	15.5	20.5
2 Points Field Goals Made	15.5	20.3
3 Points Field Goals Made	0.0	0.3
Free Throws Made	7.8	8.3
Offensive Rebounds	11.3	16.8
Deffensive Rebounds	21.8	28.3
Total Rebounds	33.0	45.0
Assists	8.5	14.8
Steals	5.0	5.8
Turnovers	22.5	21.8
Blocked Shots	1.5	0.8
Fouls	24.0	19.8
Points from Turnovers	11.3	16.8
Points in the Paint	17.5	37.0
Second Chance Points	5.3	10.3
Fast Break Points	4.0	15.0

Legend:

G : Games Played	MIN : Minutes Played	MPG : Minutes Played per Game	PTS : Points
PPG : Points per Game	M/A : Made/Attempts	% : Shooting Percentage	OR : Offensive Rebounds
DR : Defensive Rebounds	TOT : Total Rebounds	AS : Assists	ST : Steals
TO : Turnovers	BS : Blocked Shots	PF : Fouls	

PRNWB00000182.00084A 00102613:10V020

Great Britain (GBR)

After 4 Matches

No.	Name	G	MIN	MPG	PTS	PPG	Field Goals		2 Points		3 Points		Free Throws		Rebounds			AS	ST	TO	BS	PF
							M/A	%	M/A	%	M/A	%	M/A	%	OR	DR	TOT					
4	O'DRISCOLL Bernadette	4	41:58	10:29	2	0.5	1/5	20.0	1/5	20.0					2	2	1		1		2	
5	BURRETT Sarah	4	43:07	10:46	9	2.3	4/8	50.0	4/8	50.0			1/8	12.5	2	1	3			3	1	5
6	STRANGE Clare	4	61:00	15:15	5	1.3	2/10	20.0	2/10	20.0			1/2	50.0	3	10	13	1		6		5
7	LARGEN Georgina	4	77:15	19:18	1	0.3	0/9	0.0	0/9	0.0			1/4	25.0	1	16	17	2		14		8
8	WILD Ann	4	137:08	34:17	29	7.3	10/40	25.0	10/40	25.0			9/23	39.1	6	17	23	17	2	27		13
9	RIDLEY Jenny	4	29:08	7:17	4	1.0	2/9	22.2	2/9	22.2					3	1	4	1		2		2
10	BAILLIE Sarah	4	149:30	37:22	41	10.3	18/47	38.3	18/46	39.1	0/1	0.0	5/21	23.8	12	29	41	3	1	15	3	12
11	FOX Jill	3	56:33	18:51	2	0.7	1/7	14.3	1/7	14.3			0/2	0.0	2	2	4	2	2	4		5
12	JACKSON Anna	4	72:56	18:14	3	0.8	1/8	12.5	1/8	12.5			1/2	50.0	4	11	15	1	1	8		6
13	SMALL Kristina	4	26:19	6:34			0/3	0.0	0/3	0.0					3	3	6		1	6		2
14	VANDERSTEEN Nicola	4	35:32	8:53	2	0.5	1/7	14.3	1/6	16.7	0/1	0.0				6	6		1	7		8
15	MacLEAN Caroline	4	69:34	17:23	2	0.5	1/20	5.0	1/18	5.6	0/2	0.0			3	5	8	2	1	2	3	2
Team/Coach																						
TOTALS					100	25.0	41/173	23.7	41/169	24.3	0/4	0.0	18/62	29.0	39	103	142	30	9	95	7	70
OPPONENTS					176	44.0	71/235	30.2	69/228	30.3	2/7	28.6	32/79	40.5	59	93	152	42	22	53	7	66

AVERAGES PER GAME

	GBR	OPPONENTS
Points from Turnovers	25	76
Points in the Paint	64	92
Second Chance Points	13	39
Fast Break Points	22	6

	GBR	OPPONENTS
Total Field Goals Made	10.3	17.8
2 Points Field Goals Made	10.3	17.3
3 Points Field Goals Made	0.0	0.5
Free Throws Made	4.5	8.0
Offensive Rebounds	9.8	14.8
Deffensive Rebounds	25.8	23.3
Total Rebounds	35.5	38.0
Assists	7.5	10.5
Steals	2.3	5.5
Turnovers	23.8	13.3
Blocked Shots	1.8	1.8
Fouls	17.5	16.5
Points from Turnovers	6.3	19.0
Points in the Paint	16.0	23.0
Second Chance Points	3.3	9.8
Fast Break Points	5.5	1.5

Legend:

G : Games Played	MIN : Minutes Played	MPG : Minutes Played per Game	PTS : Points
PPG : Points per Game	M/A : Made/Attempts	% : Shooting Percentage	OR : Offensive Rebounds
DR : Defensive Rebounds	TOT : Total Rebounds	AS : Assists	ST : Steals
TO : Turnovers	BS : Blocked Shots	PF : Fouls	

PRNWB00000183.00084B 00102613:10V060

Name	G		PTS	PPG	Field Goals		2 Points		3 Points		Free Throws		Rebounds			AS	ST	TO	BS	PF
					M/A	%	M/A	%	M/A	%	M/A	%	OR	DR	TOT					
Australia (AUS)	4	For	170	42.5	70/227	30.8	70/223	31.4	0/4	0.0	30/60	50.0	49	100	149	56	21	40	9	42
		Agn	107	26.8	47/190	24.7	44/177	24.9	3/13	23.1	10/30	33.3	33	99	132	21	7	75	10	73
Canada (CAN)	4	For	187	46.8	84/219	38.4	82/203	40.4	2/16	12.5	17/59	28.8	44	88	132	53	38	68	7	52
		Agn	109	27.3	48/169	28.4	47/163	28.8	1/6	16.7	12/44	27.3	30	90	120	27	14	110	3	75
Great Britain (GBR)	4	For	100	25.0	41/173	23.7	41/169	24.3	0/4	0.0	18/62	29.0	39	103	142	30	9	95	7	70
		Agn	176	44.0	71/235	30.2	69/228	30.3	2/7	28.6	32/79	40.5	59	93	152	42	22	53	7	66
Germany (GER)	4	For	152	38.0	59/235	25.1	55/220	25.0	4/15	26.7	30/65	46.2	50	99	149	36	11	74	1	105
		Agn	193	48.3	72/215	33.5	71/208	34.1	1/7	14.3	48/107	44.9	53	115	168	35	20	76	12	83
Japan (JPN)	4	For	184	46.0	77/194	39.7	76/189	40.2	1/5	20.0	29/81	35.8	28	116	144	45	12	79	6	80
		Agn	187	46.8	79/259	30.5	77/243	31.7	2/16	12.5	27/61	44.3	53	90	143	49	20	50	1	77
Mexico (MEX)	4	For	155	38.8	62/216	28.7	62/211	29.4	0/5	0.0	31/84	36.9	45	87	132	34	20	90	6	96
		Agn	198	49.5	82/229	35.8	81/223	36.3	1/6	16.7	33/105	31.4	67	113	180	59	23	87	3	79
Netherlands (NED)	4	For	128	32.0	56/179	31.3	54/171	31.6	2/8	25.0	14/58	24.1	35	102	137	31	9	73	10	74
		Agn	127	31.8	55/207	26.6	54/192	28.1	1/15	6.7	16/53	30.2	40	87	127	39	21	54	4	63
United States of America (USA)	4	For	170	42.5	71/263	27.0	68/242	28.1	3/21	14.3	25/64	39.1	71	107	178	34	18	47	4	68
		Agn	149	37.3	66/202	32.7	65/194	33.5	1/8	12.5	16/54	29.6	26	115	141	47	11	61	10	71
TOTALS FOR ALL TEAMS					520/1706	30.5	508/1628	31.2	12/78	15.4	194/533	36.4	361	802	1163	319	138	566	50	587

Legend:

G : Games Played	Agn : Against	PF : Fouls	PTS : Points
PPG : Points per Game	M/A : Made/Attempts	% : Shooting Percentage	OR : Offensive Rebounds
DR : Defensive Rebounds	TOT : Total Rebounds	AS : Assists	ST : Steals
TO : Turnovers	BS : Blocked Shots		

PRNWB00000184.00085A 00102613:11V060

TOTAL FIELD GOALS %				
Rk	Team	G	M/A	%
1	JPN	4	77/194	39.7%
2	CAN	4	84/219	38.4%
3	NED	4	56/179	31.3%
4	AUS	4	70/227	30.8%
5	MEX	4	62/216	28.7%
6	USA	4	71/263	27.0%
7	GER	4	59/235	25.1%
8	GBR	4	41/173	23.7%

2 POINTS FIELD GOALS %				
Rk	Team	G	M/A	%
1	CAN	4	82/203	40.4%
2	JPN	4	76/189	40.2%
3	NED	4	54/171	31.6%
4	AUS	4	70/223	31.4%
5	MEX	4	62/211	29.4%
6	USA	4	68/242	28.1%
7	GER	4	55/220	25.0%
8	GBR	4	41/169	24.3%

3 POINTS FIELD GOALS %				
Rk	Team	G	M/A	%
1	GER	4	4/15	26.7%
2	NED	4	2/8	25.0%
3	JPN	4	1/5	20.0%
4	USA	4	3/21	14.3%
5	CAN	4	2/16	12.5%

FREE THROWS %				
Rk	Team	G	M/A	%
1	AUS	4	30/60	50.0%
2	GER	4	30/65	46.2%
3	USA	4	25/64	39.1%
4	MEX	4	31/84	36.9%
5	JPN	4	29/81	35.8%
6	GBR	4	18/62	29.0%
7	CAN	4	17/59	28.8%
8	NED	4	14/58	24.1%

POINTS FOR				
Rk	Team	G	Total	Avg
1	CAN	4	187	46.8
2	JPN	4	184	46.0
3	AUS	4	170	42.5
	USA	4	170	42.5
5	MEX	4	155	38.8
6	GER	4	152	38.0
7	NED	4	128	32.0
8	GBR	4	100	25.0

POINTS AGAINST				
Rk	Team	G	Total	Avg
1	AUS	4	107	26.8
2	CAN	4	109	27.3
3	NED	4	127	31.8
4	USA	4	149	37.3
5	GBR	4	176	44.0
6	JPN	4	187	46.8
7	GER	4	193	48.3
8	MEX	4	198	49.5

REBOUNDS						
Rk	Team	G	Off	Def	Total	Avg
1	USA	4	71	107	178	44.5
2	AUS	4	49	100	149	37.3
	GER	4	50	99	149	37.3
4	JPN	4	28	116	144	36.0
5	GBR	4	39	103	142	35.5
6	NED	4	35	102	137	34.3
7	CAN	4	44	88	132	33.0
	MEX	4	45	87	132	33.0

ASSISTS				
Rk	Team	G	Total	Avg
1	AUS	4	56	14.0
2	CAN	4	53	13.3
3	JPN	4	45	11.3
4	GER	4	36	9.0
5	MEX	4	34	8.5
	USA	4	34	8.5
7	NED	4	31	7.8
8	GBR	4	30	7.5

STEALS				
Rk	Team	G	Total	Avg
1	CAN	4	38	9.5
2	AUS	4	21	5.3
3	MEX	4	20	5.0
4	USA	4	18	4.5
5	JPN	4	12	3.0
6	GER	4	11	2.8
7	GBR	4	9	2.3
	NED	4	9	2.3

TURNOVERS				
Rk	Team	G	Total	Avg
1	GBR	4	95	23.8
2	MEX	4	90	22.5
3	JPN	4	79	19.8
4	GER	4	74	18.5
5	NED	4	73	18.3
6	CAN	4	68	17.0
7	USA	4	47	11.8
8	AUS	4	40	10.0

BLOCKED SHOTS				
Rk	Team	G	Total	Avg
1	NED	4	10	2.5
2	AUS	4	9	2.3
3	CAN	4	7	1.8
	GBR	4	7	1.8
5	JPN	4	6	1.5
	MEX	4	6	1.5
7	USA	4	4	1.0
8	GER	4	1	0.3

FOULS				
Rk	Team	G	Total	Avg
1	GER	4	105	26.3
2	MEX	4	96	24.0
3	JPN	4	80	20.0
4	NED	4	74	18.5
5	GBR	4	70	17.5
6	USA	4	68	17.0
7	CAN	4	52	13.0
8	AUS	4	42	10.5

Legend:
G : Games Played **M/A** : Made Attempts **%** : Shooting Percentage **Avg** : Average per Game
Off : Offensive Rebounds **Def** : Defensive Rebounds **Rk** : Rank

**TEAM RANKING AT CONCLUSION OF
DAY 7, OCTOBER 26, 2000**

PRNWB00000185.00085B 00102613:12V060

SCORING											
Rk	Name	Team	G	2 Points		3 Points		Free Throws		Total	Avg
1	UEMURA Chika	JPN	4	26/63	41.3%	0/0		10/25	40.0%	62	15.5
2	VAZQUEZ DELGADILLO Lucia	MEX	4	23/56	41.1%	0/3	0.0%	14/30	46.7%	60	15.0
3	TESCH Liesl	AUS	4	18/55	32.7%	0/3	0.0%	17/28	60.7%	53	13.3
4	van VEGGEL Jeanine	NED	4	17/44	38.6%	1/1	100.0%	7/18	38.9%	44	11.0
5	SOEDA Tomoe	JPN	4	20/37	54.1%	0/0		3/10	30.0%	43	10.8
6	BAILLIE Sarah	GBR	4	18/46	39.1%	0/1	0.0%	5/21	23.8%	41	10.3
7	JANUSCH Anja	GER	4	17/51	33.3%	0/2	0.0%	6/10	60.0%	40	10.0
8	BENOIT Chantal	CAN	4	16/38	42.1%	1/7	14.3%	3/11	27.3%	38	9.5
9	CARTER Amanda	AUS	4	17/43	39.5%	0/0		3/9	33.3%	37	9.3
10	RADKE Lori	CAN	3	13/25	52.0%	0/0		1/4	25.0%	27	9.0

REBOUNDS							
Rk	Name	Team	G	Off	Def	Total	Avg
1	UEMURA Chika	JPN	4	14	65	79	19.8
2	TESCH Liesl	AUS	4	13	37	50	12.5
3	VAZQUEZ DELGADILLO Lucia	MEX	4	11	35	46	11.5
4	JANUSCH Anja	GER	4	17	25	42	10.5
5	BAILLIE Sarah	GBR	4	12	29	41	10.3
6	van VEGGEL Jeanine	NED	4	8	31	39	9.8
7	JOHNSON Josie	USA	4	18	16	34	8.5
8	CRAWFORD Janna Lynnette VERST Amy	USA	4	13	19	32	8.0
		USA	4	11	21	32	8.0

3 players tied at 7.0

ASSIST					
Rk	Name	Team	G	Total	Avg
1	TESCH Liesl	AUS	4	21	5.3
2	TAKABAYASHI Mika	JPN	4	18	4.5
3	WILD Ann	GBR	4	17	4.3
4	VAZQUEZ DELGADILLO Lucia	MEX	4	14	3.5
5	RIPP Christina	USA	4	13	3.3
6	van der LAAN Guda	NED	4	11	2.8
7	ADAMS Julianne	AUS	4	10	2.5
	BENOIT Chantal JANUSCH Anja	CAN	4	10	2.5
		GER	4	10	2.5

2 players tied at 2.3

STEALS					
Rk	Name	Team	G	Total	Avg
1	VAZQUEZ DELGADILLO Lucia	MEX	4	9	2.3
	RADKE Lori	CAN	3	7	2.3
3	TESCH Liesl	AUS	4	8	2.0
4	BENOIT Chantal	CAN	4	6	1.5
	OHAMA Kendra	CAN	4	6	1.5
6	MONTANO Ma. Carmen	MEX	4	5	1.3
	MOSELY Alison	AUS	4	5	1.3

5 players tied at 1.0

TURNOVERS					
Rk	Name	Team	G	Total	Avg
1	WILD Ann	GBR	4	27	6.8
2	van der LAAN Guda	NED	4	24	6.0
3	TAKABAYASHI Mika	JPN	4	19	4.8
4	VAZQUEZ DELGADILLO Lucia	MEX	4	18	4.5
5	SOEDA Tomoe	JPN	4	16	4.0
6	BAILLIE Sarah	GBR	4	15	3.8
	JANUSCH Anja	GER	4	15	3.8
8	LARGEN Georgina	GBR	4	14	3.5
	UEMURA Chika	JPN	4	14	3.5

3 players tied at 3.3

BLOCKED SHOTS					
Rk	Name	Team	G	Total	Avg
1	van VEGGEL Jeanine	NED	4	6	1.5
2	MOSELY Alison	AUS	4	4	1.0
	VAZQUEZ DELGADILLO Lucia	MEX	4	4	1.0
4	BAILLIE Sarah	GBR	4	3	0.8
	MacLEAN Caroline	GBR	4	3	0.8
	TESCH Liesl	AUS	4	3	0.8
7	RADKE Lori	CAN	3	2	0.7
	TANBERG Bobbi	USA	3	2	0.7

5 players tied at 0.5

FOULS					
Rk	Name	Team	G	Total	Avg
1	JANUSCH Anja	GER	4	19	4.8
2	OEZTUERK Cemile	GER	4	14	3.5
3	MASHIKO Megumi	JPN	4	13	3.3
	SOEDA Tomoe	JPN	4	13	3.3
	VAZQUEZ DELGADILLO Lucia	MEX	4	13	3.3
	WILD Ann	GBR	4	13	3.3
	van der LAAN Guda	NED	4	13	3.3
	BLEIFUSS Silke	GER	3	10	3.3

4 players tied at 3.0

Legend:
G : Games Played **M/A** : Made Attempts % : Shooting Percentage **Avg** : Average per Game
Off : Offensive Rebounds **Def** : Defensive Rebounds **Rk** : Rank

NOTE: Players eligible for statistics with attempts/games minimum, have to play at least 50% of all games

PLAYER RANKING AT CONCLUSION OF DAY 7, OCTOBER 26, 2000

TOTAL FIELD GOALS % (8 attempts/game minimum)					
Rk	Name	Team	G	M/A	%
1	SOEDA Tomoe	JPN	4	20/37	54.1%
2	RADKE Lori	CAN	3	13/25	52.0%
3	UEMURA Chika	JPN	4	26/63	41.3%
4	van VEGGEL Jeanine	NED	4	18/45	40.0%
5	CARTER Amanda	AUS	4	17/43	39.5%
6	CRAWFORD Janna Lynnette	USA	4	13/33	39.4%
7	VAZQUEZ DELGADILLO Lucia	MEX	4	23/59	39.0%
8	BAILLIE Sarah	GBR	4	18/47	38.3%
9	BENOIT Chantal	CAN	4	17/45	37.8%
	VERST Amy	USA	4	14/37	37.8%

TOTAL FIELD GOALS MADE					
Rk	Name	Team	G	Total	Avg
1	UEMURA Chika	JPN	4	26	6.5
2	VAZQUEZ DELGADILLO Lucia	MEX	4	23	5.8
3	SOEDA Tomoe	JPN	4	20	5.0
4	BAILLIE Sarah	GBR	4	18	4.5
	TESCH Liesl	AUS	4	18	4.5
	van VEGGEL Jeanine	NED	4	18	4.5
7	BENOIT Chantal	CAN	4	17	4.3
	CARTER Amanda	AUS	4	17	4.3
	JANUSCH Anja	GER	4	17	4.3
	RADKE Lori	CAN	3	13	4.3

2 POINTS FIELD GOALS % (6 attempts/game minimum)					
Rk	Name	Team	G	M/A	%
1	SOEDA Tomoe	JPN	4	20/37	54.1%
2	RADKE Lori	CAN	3	13/25	52.0%
3	BENOIT Chantal	CAN	4	16/38	42.1%
4	UEMURA Chika	JPN	4	26/63	41.3%
5	VAZQUEZ DELGADILLO Lucia	MEX	4	23/56	41.1%
6	CARTER Amanda	AUS	4	17/43	39.5%
7	CRAWFORD Janna Lynnette	USA	4	13/33	39.4%
8	BAILLIE Sarah	GBR	4	18/46	39.1%
9	VERST Amy	USA	4	14/36	38.9%
10	van VEGGEL Jeanine	NED	4	17/44	38.6%

2 POINTS FIELD GOALS MADE					
Rk	Name	Team	G	Total	Avg
1	UEMURA Chika	JPN	4	26	6.5
2	VAZQUEZ DELGADILLO Lucia	MEX	4	23	5.8
3	SOEDA Tomoe	JPN	4	20	5.0
4	BAILLIE Sarah	GBR	4	18	4.5
	TESCH Liesl	AUS	4	18	4.5
6	CARTER Amanda	AUS	4	17	4.3
	JANUSCH Anja	GER	4	17	4.3
	van VEGGEL Jeanine	NED	4	17	4.3
	RADKE Lori	CAN	3	13	4.3
10	BENOIT Chantal	CAN	4	16	4.0

3 POINTS FIELD GOALS % (2 attempts/game minimum)					
Rk	Name	Team	G	M/A	%
1	RIPP Christina	USA	4	2/13	15.4%
2	FERGUSON Tracey	CAN	4	1/9	11.1%

3 POINTS FIELD GOALS MADE					
Rk	Name	Team	G	Total	Avg
1	KIRSTE Heidi	GER	4	2	0.5
	RIPP Christina	USA	4	2	0.5
3	BENOIT Chantal	CAN	4	1	0.3
	FERGUSON Tracey	CAN	4	1	0.3
	JOHNSON Josie	USA	4	1	0.3
	MASHIKO Megumi	JPN	4	1	0.3
	NGUYEN-THI Nu	GER	4	1	0.3
	OEZTUERK Cemile	GER	4	1	0.3
	TIGGELMAN Inge	NED	4	1	0.3
	van VEGGEL Jeanine	NED	4	1	0.3

FREE THROWS % (3 attempts/game minimum)					
Rk	Name	Team	G	M/A	%
1	TESCH Liesl	AUS	4	17/28	60.7%
2	KIRSTE Heidi	GER	4	7/14	50.0%
3	VAZQUEZ DELGADILLO Lucia	MEX	4	14/30	46.7%
4	MINAMIKAWA Sachiko	JPN	4	7/16	43.8%
5	RIPP Christina	USA	4	8/19	42.1%
6	UEMURA Chika	JPN	4	10/25	40.0%
7	WILD Ann	GBR	4	9/23	39.1%
8	van VEGGEL Jeanine	NED	4	7/18	38.9%
9	TAKABAYASHI Mika	JPN	4	5/13	38.5%
10	CRAWFORD Janna Lynnette	USA	4	5/14	35.7%

FREE THROWS MADE					
Rk	Name	Team	G	Total	Avg
1	TESCH Liesl	AUS	4	17	4.3
2	VAZQUEZ DELGADILLO Lucia	MEX	4	14	3.5
3	UEMURA Chika	JPN	4	10	2.5
4	WILD Ann	GBR	4	9	2.3
5	RIPP Christina	USA	4	8	2.0
6	KIRSTE Heidi	GER	4	7	1.8
	MINAMIKAWA Sachiko	JPN	4	7	1.8
	van VEGGEL Jeanine	NED	4	7	1.8
9	JANUSCH Anja	GER	4	6	1.5
	JOHNSON Josie	USA	4	6	1.5

Legend:
G : Games Played **M/A** : Made Attempts **%** : Shooting Percentage **Avg** : Average per Game
Off : Offensive Rebounds **Def** : Defensive Rebounds **Rk** : Rank

NOTE: Players eligible for statistics with attempts/games minimum, have to play at least 50% of all games

PLAYER RANKING AT CONCLUSION OF
DAY 7, OCTOBER 26, 2000

PRNWB00000186.00073 00102614:51V010

Match No: 51

MEX 38 vs 26 KOR

Start Time: 14:15

Attendance:

Referees: ARNOLD Sharon (AUS)
VLUG Theodorus (NED)

BHANIA Balwant (GBR)

Scoring by 5 min intervals: **MEX**
KOR

FIRST HALF

10	24	33	38
6	10	18	26

Mexico (MEX)

No.	Name	MIN	PTS	Field Goals		2 Points		3 Points		Free Throws		Rebounds			AS	ST	TO	BS	PF
				M/A	%	M/A	%	M/A	%	M/A	%	OR	DR	TOT					
* 4	SALVADOR Pedro	10:54	2	1/1	100.0	1/1	100.0												
5	QUEVEDO Sergio	10:36	2	1/1	100.0	1/1	100.0												
6	LARRAGA Pablo	08:56	1							1/2	50.0		1	1	4		1		1
7	ISAIAS Armando																		
8	BLANCAS Luis																		
9	PULIDO Jose																		
* 10	OLIVAS Julio Cesar	18:30	6	2/4	50.0	1/2	50.0	1/2	50.0	1/2	50.0		2	2	2	1	4	1	3
11	MAGANA Rigoberto																		
12	HERNANDEZ Gilberto	09:03	4	2/7	28.6	2/6	33.3	0/1	0.0				2	2			3		1
* 13	DURAN Mauro	18:30	12	5/6	83.3	5/6	83.3			2/2	100.0		2	3	5	2			1
* 14	ORTEGA Raul	10:57	9	4/6	66.7	4/6	66.7			1/1	100.0				1	1	1		
* 15	ZAVALA Salvador	12:34	2	1/7	14.3	1/7	14.3						4	4			2		
Team Coach																			
TOTALS			38	16/32	50.0	15/29	51.7	1/3	33.3	5/7	71.4	2	12	14	9	4	11	1	6
Coach		LOPEZ NINO Alejandro																	
Assistant Coach		DAVILA Aaron																	
		DURAND Sergio																	

Korea (KOR)

No.	Name	MIN	PTS	Field Goals		2 Points		3 Points		Free Throws		Rebounds			AS	ST	TO	BS	PF
				M/A	%	M/A	%	M/A	%	M/A	%	OR	DR	TOT					
* 4	KIM Ho-Yong	08:40		0/1	0.0	0/1	0.0					1	2	3	1		1		
5	KIM Jung-Seob	01:53																	
* 6	KO Kwang-Yub	10:45		0/2	0.0	0/2	0.0								1		4		
7	HAN Jin-Hee	10:18	2	1/2	50.0	1/2	50.0						1	1	2		1		2
* 8	IM Chan-Kuw	17:36	4	2/8	25.0	2/7	28.6	0/1	0.0				1	3	4		3	2	
9	PARK Sea-Kyun	02:07													1				
* 10	HAN Sa-Hyun	16:50	4	2/5	40.0	2/5	40.0								1	1	4		2
11	KIM Chul-Soo	02:07		0/2	0.0	0/2	0.0						2		2				
12	KANG Hee-Joon																		
13	YANG Hun-Mo	02:24											1	1	1				
14	KIM Young-Duk	09:27	8	3/5	60.0	3/5	60.0			2/2	100.0		2	1	3				1
* 15	KIM Ji-Nam	17:53	8	3/9	33.3	3/9	33.3			2/2	100.0		3	7	10	1	2	1	2
Team Coach																			
TOTALS			26	11/34	32.4	11/33	33.3	0/1	0.0	4/4	100.0	9	15	24	8	6	13	2	6
Coach		IN-CHUL Shin																	
Assistant Coach																			

	MEX	KOR
Points from Turnovers:	9	10
Biggest Lead:	17 (33-16)	2 (2-0)
Second Chance Points:	4	6
Lead Changes:	1	

	MEX	KOR
Points in the Paint:	24	20
Biggest Scoring Run:	14-2 (22-8)	8-0 (24-33)
Fast Break Points:	12	6
Times Tied:	1	

Legend:

MIN : Minutes Played **M/A** : Made/Attempts **%** : Shooting Percentage **OR** : Offensive Rebounds
DR : Defensive Rebounds **TOT** : Total Rebounds **AS** : Assist **ST** : Steals
TO : Turnovers **BS** : Blocked Shots **PF** : Fouls **PTS** : Points
HF : Half of Time **OT** : Over Time * : Starting/Initial

PRNWB00000187.00069 00102615:39V010

Match No: 51

MEX 70 vs 56 KOR

Start Time: 14:15

Attendance: 16202

Referees: ARNOLD Sharon (AUS)
VLUG Theodorus (NED)

BHANIA Balwant (GBR)

Scoring by 5 min intervals: **MEX**
KOR

1.HF				2.HF			
10	24	33	38	44	54	64	70
6	10	18	26	36	41	46	56

Time	Score	Mexico	Action	Korea	Time	Score	Mexico	Action	Korea
FIRST HALF					FIRST HALF				
20:00		4 - SALVADOR Pedro	Player IN		14:30			2 Pt. Miss	8 - IM Chan-Kuw
20:00		10 - OLIVAS Julio Cesar	Player IN		14:28		13 - DURAN Mauro	Defens.Rebound	
20:00		13 - DURAN Mauro	Player IN		14:20		Mexico	Fast Break	
20:00		14 - ORTEGA Raul	Player IN		14:19	14-6	14 - ORTEGA Raul	2 Pt. in the paint	
20:00		15 - ZAVALA Salvador	Player IN		14:19		10 - OLIVAS Julio Cesar	Assist	
20:00			Player IN	4 - KIM Ho-Yong	13:55			2 Pt. Miss	8 - IM Chan-Kuw
20:00			Player IN	6 - KO Kwang-Yub	13:55		10 - OLIVAS Julio Cesar	Defens.Rebound	
20:00			Player IN	8 - IM Chan-Kuw	13:55			Player OUT	6 - KO Kwang-Yub
20:00			Player IN	10 - HAN Sa-Hyun	13:55			Player IN	7 - HAN Jin-Hee
20:00			Player IN	15 - KIM Ji-Nam	13:46		10 - OLIVAS Julio Cesar	2 Pt. Miss	
19:45		4 - SALVADOR Pedro	Turnover		13:45			Defens.Rebound	4 - KIM Ho-Yong
19:31	0-2		2 Pt. in the paint	8 - IM Chan-Kuw	13:45		10 - OLIVAS Julio Cesar (P2,T3)	Foul	
19:31			Assist	15 - KIM Ji-Nam	13:29			2 Pt. Miss	8 - IM Chan-Kuw
19:11	2-2	13 - DURAN Mauro	2 Pt. MADE		13:26		15 - ZAVALA Salvador	Defens.Rebound	
19:11		14 - ORTEGA Raul	Assist		13:18		Mexico	Fast Break	
18:49			Steal	10 - HAN Sa-Hyun	13:15	16-6	4 - SALVADOR Pedro	2 Pt. in the paint	
18:47		10 - OLIVAS Julio Cesar	Turnover		12:52			2 Pt. Miss	10 - HAN Sa-Hyun
18:45		Mexico	Fast Break		12:48			Offens.Rebound	4 - KIM Ho-Yong
18:42	4-2	14 - ORTEGA Raul	2 Pt. in the paint		12:48			2 Pt. Miss	4 - KIM Ho-Yong
18:42		10 - OLIVAS Julio Cesar	Assist		12:44		15 - ZAVALA Salvador	Defens.Rebound	
18:23			Turnover	8 - IM Chan-Kuw	12:30	18-6	13 - DURAN Mauro	2 Pt. in the paint	
18:07		14 - ORTEGA Raul	2 Pt. Miss		12:03		15 - ZAVALA Salvador	Steal	
18:05			Defens.Rebound	4 - KIM Ho-Yong	12:01			Turnover	8 - IM Chan-Kuw
18:04		10 - OLIVAS Julio Cesar	Steal		11:47		15 - ZAVALA Salvador	2 Pt. Miss	
18:04			Turnover	4 - KIM Ho-Yong	11:44			Defens.Rebound	8 - IM Chan-Kuw
18:04		10 - OLIVAS Julio Cesar	Turnover		11:39			2 Pt. Miss	10 - HAN Sa-Hyun
18:04			Turnover	10 - HAN Sa-Hyun	11:37			Offens.Rebound	15 - KIM Ji-Nam
18:04			Time Out	Korea	11:37	18-8		Tap MADE	15 - KIM Ji-Nam
17:50		15 - ZAVALA Salvador	2 Pt. Miss		11:20			Foul	7 - HAN Jin-Hee (P1,T2)
17:47			Defens.Rebound	15 - KIM Ji-Nam	11:20			Player OUT	8 - IM Chan-Kuw
17:41			Turnover	6 - KO Kwang-Yub	11:20			Player IN	5 - KIM Jung-Seob
17:27		15 - ZAVALA Salvador	2 Pt. Miss		11:20			Player OUT	4 - KIM Ho-Yong
17:24			Defens.Rebound	15 - KIM Ji-Nam	11:20			Player IN	13 - YANG Hun-Mo
17:16			Offensive Foul	10 - HAN Sa-Hyun (P1,T1)	11:20	19-8	10 - OLIVAS Julio Cesar	Free Th. MADE	
17:16			Turnover	10 - HAN Sa-Hyun	11:20		10 - OLIVAS Julio Cesar	Free Th. Miss	
17:08	6-2	13 - DURAN Mauro	2 Pt. MADE		11:16			Defens.Rebound	13 - YANG Hun-Mo
16:51	6-4		2 Pt. in the paint	15 - KIM Ji-Nam	11:02			2 Pt. Miss	15 - KIM Ji-Nam
16:51			Assist	4 - KIM Ho-Yong	10:53		15 - ZAVALA Salvador	Defens.Rebound	
16:35	8-4	15 - ZAVALA Salvador	2 Pt. in the paint		10:50		14 - ORTEGA Raul	2 Pt. Miss	
16:35		13 - DURAN Mauro	Assist		10:47			Defens.Rebound	
16:21		13 - DURAN Mauro (P1,T1)	Foul		10:44			Turnover	15 - KIM Ji-Nam
16:21	8-5		Free Th. MADE	15 - KIM Ji-Nam	10:36	21-8	14 - ORTEGA Raul	2 Pt. in the paint	
16:21	8-6		Free Th. MADE	15 - KIM Ji-Nam	10:36		13 - DURAN Mauro	Assist	
16:10		15 - ZAVALA Salvador	2 Pt. Miss		10:36			Foul	15 - KIM Ji-Nam (P1,T3)
16:07			Defens.Rebound	8 - IM Chan-Kuw	10:36		4 - SALVADOR Pedro	Player OUT	
16:05			Turnover	6 - KO Kwang-Yub	10:36		5 - QUEVEDO Sergio	Player IN	
15:56		15 - ZAVALA Salvador	2 Pt. Miss		10:36	22-8	14 - ORTEGA Raul	Free Th. MADE	
15:54			Block Shot	15 - KIM Ji-Nam	10:25	22-10		2 Pt. in the paint	10 - HAN Sa-Hyun
15:52		13 - DURAN Mauro	Offens.Rebound		10:25			Assist	13 - YANG Hun-Mo
15:52	10-6	13 - DURAN Mauro	Tap MADE		10:12			Foul	10 - HAN Sa-Hyun (P2,T4)
15:21			2 Pt. Miss	15 - KIM Ji-Nam	10:12	23-10	13 - DURAN Mauro	Free Th. MADE	
15:17			Offens.Rebound	15 - KIM Ji-Nam	10:12	24-10	13 - DURAN Mauro	Free Th. MADE	
15:16			2 Pt. Miss	15 - KIM Ji-Nam	9:47	24-12		2 Pt. MADE	15 - KIM Ji-Nam
15:00		14 - ORTEGA Raul	Steal		9:47			Assist	7 - HAN Jin-Hee
15:00			Turnover	10 - HAN Sa-Hyun	9:27		15 - ZAVALA Salvador	2 Pt. Miss	
14:48	12-6	10 - OLIVAS Julio Cesar	2 Pt. MADE		9:27			Block Shot	15 - KIM Ji-Nam
14:43		10 - OLIVAS Julio Cesar (P1,T2)	Foul		9:27		14 - ORTEGA Raul	Player OUT	

Wheelchair Basketball

Time	Score	Mexico	Action	Korea	Time	Score	Mexico	Action	Korea
FIRST HALF					FIRST HALF				
9:27		12 - HERNANDEZ Gilberto	Player IN		3:31		12 - HERNANDEZ Gilberto	Turnover	
9:27			Player OUT	10 - HAN Sa-Hyun	3:29			2 Pt. Miss	8 - IM Chan-Kuw
9:27			Player IN	6 - KO Kwang-Yub	3:27			Offens.Rebound	11 - KIM Chul-Soo
9:27			Player OUT	5 - KIM Jung-Seob	3:27			2 Pt. Miss	11 - KIM Chul-Soo
9:27			Player IN	14 - KIM Young-Duk	3:25			Offens.Rebound	11 - KIM Chul-Soo
9:09		10 - OLIVAS Julio Cesar	Turnover		3:25			2 Pt. Miss	11 - KIM Chul-Soo
8:56			Turnover	6 - KO Kwang-Yub	3:24			Offens.Rebound	8 - IM Chan-Kuw
8:56			Foul	7 - HAN Jin-Hee (P2,T5)	3:16	33-22		2 Pt. in the paint	10 - HAN Sa-Hyun
8:56		15 - ZAVALA Salvador	Player OUT		2:51		12 - HERNANDEZ Gilberto	3 Pt. Miss	
8:56		6 - LARRAGA Pablo	Player IN		2:46			Defens.Rebound	8 - IM Chan-Kuw
8:56			Player OUT	13 - YANG Hun-Mo	2:39			Fast Break	Korea
8:56			Player IN	8 - IM Chan-Kuw	2:34	33-24		2 Pt. in the paint	14 - KIM Young-Duk
8:44		12 - HERNANDEZ Gilberto	2 Pt. Miss		2:34			Assist	10 - HAN Sa-Hyun
8:42			Defens.Rebound	15 - KIM Ji-Nam	2:22		Mexico	Fast Break	
8:24			2 Pt. Miss	7 - HAN Jin-Hee	2:20	35-24	12 - HERNANDEZ Gilberto	2 Pt. in the paint	
8:22		10 - OLIVAS Julio Cesar	Block Shot		2:20		6 - LARRAGA Pablo	Assist	
8:20		6 - LARRAGA Pablo	Defens.Rebound		2:00	35-26		2 Pt. in the paint	8 - IM Chan-Kuw
8:12		10 - OLIVAS Julio Cesar	3 Pt. Miss		2:00			Assist	9 - PARK Sea-Kyun
8:07		13 - DURAN Mauro	Offens.Rebound		1:41		6 - LARRAGA Pablo	Turnover	
8:07	26-12	13 - DURAN Mauro	Tap MADE		1:35			Turnover	10 - HAN Sa-Hyun
7:52			2 Pt. Miss	6 - KO Kwang-Yub	1:30			Foul	14 - KIM Young-Duk (P1,T6)
7:50		13 - DURAN Mauro	Defens.Rebound		1:30		13 - DURAN Mauro	Player OUT	
7:46		12 - HERNANDEZ Gilberto	2 Pt. Miss		1:30		15 - ZAVALA Salvador	Player IN	
7:44			Defens.Rebound	15 - KIM Ji-Nam	1:30		10 - OLIVAS Julio Cesar	Player OUT	
7:33			2 Pt. Miss	6 - KO Kwang-Yub	1:30		4 - SALVADOR Pedro	Player IN	
7:30		12 - HERNANDEZ Gilberto	Defens.Rebound		1:30			Player OUT	11 - KIM Chul-Soo
7:27		12 - HERNANDEZ Gilberto	Turnover		1:30			Player IN	15 - KIM Ji-Nam
7:13			2 Pt. Miss	14 - KIM Young-Duk	1:30			Player OUT	9 - PARK Sea-Kyun
7:10			Offens.Rebound	14 - KIM Young-Duk	1:30			Player IN	6 - KO Kwang-Yub
7:10		6 - LARRAGA Pablo (P1,T4)	Foul		1:30	36-26	6 - LARRAGA Pablo	Free Th. MADE	
7:10	26-13		Free Th. MADE	14 - KIM Young-Duk	1:30		6 - LARRAGA Pablo	Free Th. Miss	
7:10	26-14		Free Th. MADE	14 - KIM Young-Duk	1:28			Defens.Rebound	14 - KIM Young-Duk
6:56			Steal	15 - KIM Ji-Nam	1:17			2 Pt. Miss	14 - KIM Young-Duk
6:54		5 - QUEVEDO Sergio	Turnover		1:16		12 - HERNANDEZ Gilberto	Defens.Rebound	
6:50			Fast Break	Korea	0:51		12 - HERNANDEZ Gilberto	2 Pt. Miss	
6:48	26-16		2 Pt. in the paint	14 - KIM Young-Duk	0:47			Defens.Rebound	15 - KIM Ji-Nam
6:48			Assist	6 - KO Kwang-Yub	0:42		15 - ZAVALA Salvador	Steal	
6:38		Mexico	Fast Break		0:40			Turnover	6 - KO Kwang-Yub
6:36	28-16	12 - HERNANDEZ Gilberto	2 Pt. in the paint		0:30		12 - HERNANDEZ Gilberto	2 Pt. Miss	
6:36		6 - LARRAGA Pablo	Assist		0:29			Defens.Rebound	15 - KIM Ji-Nam
6:17			Player OUT	6 - KO Kwang-Yub	0:24		12 - HERNANDEZ Gilberto (P1,T6)	Foul	
6:17			Player IN	10 - HAN Sa-Hyun	0:24		12 - HERNANDEZ Gilberto	Player OUT	
6:11			2 Pt. Miss	15 - KIM Ji-Nam	0:24		14 - ORTEGA Raul	Player IN	
6:09		13 - DURAN Mauro	Defens.Rebound		0:15			2 Pt. Miss	15 - KIM Ji-Nam
5:40	31-16	10 - OLIVAS Julio Cesar	3 Pt. MADE		0:13			Offens.Rebound	15 - KIM Ji-Nam
5:30			Turnover	7 - HAN Jin-Hee	0:13			2 Pt. Miss	15 - KIM Ji-Nam
5:19	33-16	5 - QUEVEDO Sergio	2 Pt. in the paint		0:11		15 - ZAVALA Salvador	Defens.Rebound	
5:19		6 - LARRAGA Pablo	Assist		0:05			Steal	15 - KIM Ji-Nam
5:04	33-18		2 Pt. in the paint	14 - KIM Young-Duk	0:03		14 - ORTEGA Raul	Turnover	
5:04			Assist	7 - HAN Jin-Hee	0:03			3 Pt. Miss	8 - IM Chan-Kuw
4:36			Steal	8 - IM Chan-Kuw	0:03		Mexico	Time Out	
4:35		12 - HERNANDEZ Gilberto	Turnover		0:00		Mexico	Fast Break	
4:29			Fast Break	Korea	0:00	38-26	14 - ORTEGA Raul	2 Pt. in the paint	
4:27	33-20		2 Pt. in the paint	7 - HAN Jin-Hee	0:00		6 - LARRAGA Pablo	Assist	
4:18			Steal	8 - IM Chan-Kuw	SECOND HALF				
4:16		10 - OLIVAS Julio Cesar	Turnover		20:00		5 - QUEVEDO Sergio	Player IN	
4:15			2 Pt. Miss	8 - IM Chan-Kuw	20:00		15 - ZAVALA Salvador	Player IN	
4:12		10 - OLIVAS Julio Cesar	Defens.Rebound		20:00		8 - BLANCAS Luis	Player IN	
4:05		13 - DURAN Mauro	2 Pt. Miss		20:00		11 - MAGANA Rigoberto	Player IN	
4:03			Defens.Rebound	15 - KIM Ji-Nam	20:00		14 - ORTEGA Raul	Player IN	
3:53			2 Pt. Miss	10 - HAN Sa-Hyun	20:00			Player IN	4 - KIM Ho-Yong
3:50			Offens.Rebound	14 - KIM Young-Duk	20:00			Player IN	6 - KO Kwang-Yub
3:37		10 - OLIVAS Julio Cesar (P3,T5)	Foul		20:00			Player IN	8 - IM Chan-Kuw
3:37		Mexico	Time Out		20:00			Player IN	10 - HAN Sa-Hyun
3:37			Player OUT	7 - HAN Jin-Hee	20:00			Player IN	15 - KIM Ji-Nam
3:37			Player IN	9 - PARK Sea-Kyun	19:45			2 Pt. Miss	8 - IM Chan-Kuw
3:37			Player OUT	15 - KIM Ji-Nam	19:42		8 - BLANCAS Luis	Defens.Rebound	
3:37			Player IN	11 - KIM Chul-Soo	19:31	40-26	5 - QUEVEDO Sergio	2 Pt. MADE	
3:32			Steal	8 - IM Chan-Kuw	19:31		11 - MAGANA Rigoberto	Assist	

Wheelchair Basketball

Wheelchair Basketball

Wheelchair Basketball

Wheelchair Basketball

Time	Score	Mexico	Action	Korea	Time	Score	Mexico	Action	Korea
SECOND HALF									
19:05	40-28		2 Pt. MADE	4 - KIM Ho-Yong	11:43			Player OUT	10 - HAN Sa-Hyun
19:05			Assist	8 - IM Chan-Kuw	11:43			Player IN	7 - HAN Jin-Hee
18:49		15 - ZAVALA Salvador	2 Pt. Miss		11:12		15 - ZAVALA Salvador	Turnover	
18:47			Defens.Rebound	15 - KIM Ji-Nam	11:11		14 - ORTEGA Raul (P1,T5)	Foul	
18:35			2 Pt. Miss	8 - IM Chan-Kuw	11:11			Player OUT	15 - KIM Ji-Nam
18:33		15 - ZAVALA Salvador	Defens.Rebound		11:11			Player IN	12 - KANG Hee-Joon
18:27		8 - BLANCAS Luis	Turnover		11:11		5 - QUEVEDO Sergio	Player OUT	
18:09			2 Pt. Miss	10 - HAN Sa-Hyun	11:11		7 - ISAIAS Armando	Player IN	
18:07		5 - QUEVEDO Sergio	Defens.Rebound		11:07			2 Pt. Miss	5 - KIM Jung-Seob
18:01		15 - ZAVALA Salvador	2 Pt. Miss		11:05		15 - ZAVALA Salvador	Defens.Rebound	
17:59			Defens.Rebound	8 - IM Chan-Kuw	11:01		15 - ZAVALA Salvador (P1,T6)	Offensive Foul	
17:50			Fast Break	Korea	11:01		15 - ZAVALA Salvador	Turnover	
17:48	40-30		2 Pt. in the paint	10 - HAN Sa-Hyun	10:42			2 Pt. Miss	8 - IM Chan-Kuw
17:48			Assist	6 - KO Kwang-Yub	10:39		8 - BLANCAS Luis	Defens.Rebound	
17:38			Foul	6 - KO Kwang-Yub (P1,T1)	10:31	54-41	8 - BLANCAS Luis	2 Pt. in the paint	
17:30		5 - QUEVEDO Sergio	2 Pt. Miss		10:31		7 - ISAIAS Armando	Assist	
17:26		8 - BLANCAS Luis	Offens.Rebound		10:03			2 Pt. Miss	5 - KIM Jung-Seob
17:26	42-30	8 - BLANCAS Luis	Tap MADE		10:01		14 - ORTEGA Raul	Block Shot	
16:59	42-32		2 Pt. in the paint	10 - HAN Sa-Hyun	9:59			Offens.Rebound	6 - KO Kwang-Yub
16:59			Assist	8 - IM Chan-Kuw	9:57			2 Pt. Miss	6 - KO Kwang-Yub
16:59		5 - QUEVEDO Sergio (P1,T1)	Foul		9:56		14 - ORTEGA Raul	Defens.Rebound	
16:59			Free Th. Miss	10 - HAN Sa-Hyun	9:51		Mexico	Fast Break	
16:57		15 - ZAVALA Salvador	Defens.Rebound		9:50	56-41	7 - ISAIAS Armando	2 Pt. in the paint	
16:47			Foul	4 - KIM Ho-Yong (P1,T2)	9:50		14 - ORTEGA Raul	Assist	
16:40			Steal	4 - KIM Ho-Yong	9:36		8 - BLANCAS Luis (P2,T7)	Foul	
16:38		15 - ZAVALA Salvador	Turnover		9:36			Time Out	Korea
16:36		8 - BLANCAS Luis (P1,T2)	Foul		9:36			Player OUT	5 - KIM Jung-Seob
16:36	42-33		Free Th. MADE	6 - KO Kwang-Yub	9:36			Player IN	14 - KIM Young-Duk
16:36	42-34		Free Th. MADE	6 - KO Kwang-Yub	9:36			Player OUT	6 - KO Kwang-Yub
16:24		5 - QUEVEDO Sergio	2 Pt. Miss		9:36			Player IN	10 - HAN Sa-Hyun
16:22			Defens.Rebound	4 - KIM Ho-Yong	9:25			Turnover	14 - KIM Young-Duk
16:17		14 - ORTEGA Raul	Steal		9:12	58-41	8 - BLANCAS Luis	2 Pt. in the paint	
16:16			Turnover	15 - KIM Ji-Nam	9:00			Offensive Foul	7 - HAN Jin-Hee (P3,T4)
16:12		8 - BLANCAS Luis	2 Pt. Miss		9:00			Turnover	7 - HAN Jin-Hee
16:10			Defens.Rebound	15 - KIM Ji-Nam	8:53	60-41	15 - ZAVALA Salvador	2 Pt. MADE	
15:48	42-36		2 Pt. MADE	8 - IM Chan-Kuw	8:31			2 Pt. Miss	8 - IM Chan-Kuw
15:32	44-36	14 - ORTEGA Raul	2 Pt. MADE		8:28		8 - BLANCAS Luis	Defens.Rebound	
15:32		15 - ZAVALA Salvador	Assist		8:22		9 - PULIDO Jose (P1,T8)	Offensive Foul	
14:57			Turnover	6 - KO Kwang-Yub	8:22		9 - PULIDO Jose	Turnover	
14:48			Foul	8 - IM Chan-Kuw (P1,T3)	8:22			Player OUT	12 - KANG Hee-Joon
14:40		14 - ORTEGA Raul	2 Pt. Miss		8:22			Player IN	4 - KIM Ho-Yong
14:38		15 - ZAVALA Salvador	Offens.Rebound		8:22			Player OUT	8 - IM Chan-Kuw
14:38	46-36	15 - ZAVALA Salvador	Tap MADE		8:22			Player IN	13 - YANG Hun-Mo
14:10	46-38		2 Pt. in the paint	4 - KIM Ho-Yong	8:22			Player OUT	14 - KIM Young-Duk
14:10			Assist	15 - KIM Ji-Nam	8:22			Player IN	15 - KIM Ji-Nam
14:10		11 - MAGANA Rigoberto (P1,T3)	Foul		8:12			2 Pt. Miss	13 - YANG Hun-Mo
14:10	46-39		Free Th. MADE	4 - KIM Ho-Yong	8:08		15 - ZAVALA Salvador	Defens.Rebound	
14:00		14 - ORTEGA Raul	2 Pt. Miss		7:46	62-41	9 - PULIDO Jose	2 Pt. MADE	
13:58			Defens.Rebound	4 - KIM Ho-Yong	7:46		15 - ZAVALA Salvador	Assist	
13:47			Turnover	15 - KIM Ji-Nam	7:24			2 Pt. Miss	4 - KIM Ho-Yong
13:39	48-39	15 - ZAVALA Salvador	2 Pt. in the paint		7:20		9 - PULIDO Jose	Defens.Rebound	
13:28		5 - QUEVEDO Sergio (P2,T4)	Foul		7:16			Foul	10 - HAN Sa-Hyun (P3,T5)
13:28		11 - MAGANA Rigoberto	Player OUT		7:16			Player OUT	7 - HAN Jin-Hee
13:28		9 - PULIDO Jose	Player IN		7:16			Player IN	6 - KO Kwang-Yub
13:08	48-41		2 Pt. in the paint	8 - IM Chan-Kuw	7:16		7 - ISAIAS Armando	Player OUT	
13:08			Assist	10 - HAN Sa-Hyun	7:16		4 - SALVADOR Pedro	Player IN	
12:46	50-41	15 - ZAVALA Salvador	2 Pt. in the paint		7:09		9 - PULIDO Jose	2 Pt. Miss	
12:46		14 - ORTEGA Raul	Assist		7:06			Defens.Rebound	15 - KIM Ji-Nam
12:28		14 - ORTEGA Raul	Steal		6:58			Turnover	15 - KIM Ji-Nam
12:26			Turnover	10 - HAN Sa-Hyun	6:53			Foul	4 - KIM Ho-Yong (P2,T6)
12:24		5 - QUEVEDO Sergio	2 Pt. Miss		6:53		9 - PULIDO Jose	Free Th. Miss	
12:22		14 - ORTEGA Raul	Offens.Rebound		6:53		9 - PULIDO Jose	Free Th. Miss	
12:20		15 - ZAVALA Salvador	2 Pt. Miss		6:53			Player OUT	13 - YANG Hun-Mo
12:18		8 - BLANCAS Luis	Offens.Rebound		6:53			Player IN	8 - IM Chan-Kuw
12:13	52-41	8 - BLANCAS Luis	2 Pt. in the paint		6:30	62-43		2 Pt. MADE	6 - KO Kwang-Yub
11:44			2 Pt. Miss	15 - KIM Ji-Nam	6:15		15 - ZAVALA Salvador	2 Pt. Miss	
11:43		9 - PULIDO Jose	Defens.Rebound		6:13			Defens.Rebound	4 - KIM Ho-Yong
11:43			Player OUT	4 - KIM Ho-Yong	6:09		14 - ORTEGA Raul	Steal	
11:43			Player IN	5 - KIM Jung-Seob	6:07			Turnover	8 - IM Chan-Kuw

Wheelchair Basketball

Wheelchair Basketball

Wheelchair Basketball

Wheelchair Basketball

Time	Score	Mexico	Action	Korea	Time	Score	Mexico	Action	Korea
SECOND HALF					SECOND HALF				
6:03		14 - ORTEGA Raul	2 Pt. Miss		2:32			Player OUT	4 - KIM Ho-Yong
6:01		8 - BLANCAS Luis	Offens.Rebound		2:32			Player IN	14 - KIM Young-Duk
5:57		14 - ORTEGA Raul	2 Pt. Miss		2:32			Player OUT	6 - KO Kwang-Yub
5:38	62-45		2 Pt. in the paint	15 - KIM Ji-Nam	2:32			Player IN	9 - PARK Sea-Kyun
5:38			Assist	6 - KO Kwang-Yub	2:13		14 - ORTEGA Raul	2 Pt. Miss	
5:38		9 - PULIDO Jose (P2,T9)	Foul		2:11		13 - DURAN Mauro	Offens.Rebound	
5:38		15 - ZAVALA Salvador	Player OUT		2:04			Foul	13 - YANG Hun-Mo (P1,T9)
5:38		13 - DURAN Mauro	Player IN		2:04	66-50	14 - ORTEGA Raul	Free Th. MADE	
5:38	62-46		Free Th. MADE	15 - KIM Ji-Nam	2:04	67-50	14 - ORTEGA Raul	Free Th. MADE	
5:27	64-46	13 - DURAN Mauro	2 Pt. in the paint		2:04		14 - ORTEGA Raul	Player OUT	
5:27		8 - BLANCAS Luis	Assist		2:04		6 - LARRAGA Pablo	Player IN	
4:51			Turnover	15 - KIM Ji-Nam	1:52			2 Pt. Miss	9 - PARK Sea-Kyun
4:51			Time Out	Korea	1:49			Offens.Rebound	11 - KIM Chul-Soo
4:43			Steal	8 - IM Chan-Kuw	1:44			Turnover	9 - PARK Sea-Kyun
4:36		4 - SALVADOR Pedro	Turnover		1:44		8 - BLANCAS Luis	Player OUT	
4:34			2 Pt. Miss	8 - IM Chan-Kuw	1:44		10 - OLIVAS Julio Cesar	Player IN	
4:32		14 - ORTEGA Raul	Defens.Rebound		1:44			Player OUT	9 - PARK Sea-Kyun
4:28		13 - DURAN Mauro	2 Pt. Miss		1:44			Player IN	7 - HAN Jin-Hee
4:26			Defens.Rebound	4 - KIM Ho-Yong	1:44			Player OUT	13 - YANG Hun-Mo
4:14	64-48		2 Pt. in the paint	10 - HAN Sa-Hyun	1:44			Player IN	6 - KO Kwang-Yub
4:14			Assist	8 - IM Chan-Kuw	1:34	69-50	13 - DURAN Mauro	2 Pt. MADE	
3:57			Foul	8 - IM Chan-Kuw (P2,T7)	1:22	69-52		2 Pt. MADE	10 - HAN Sa-Hyun
3:43		9 - PULIDO Jose	2 Pt. Miss		1:08			Foul	6 - KO Kwang-Yub (P3,T10)
3:39		4 - SALVADOR Pedro	Offens.Rebound		1:08	70-52	10 - OLIVAS Julio Cesar	Free Th. MADE	
3:36		13 - DURAN Mauro	2 Pt. Miss		1:08		10 - OLIVAS Julio Cesar	Free Th. Miss	
3:22	64-50		2 Pt. MADE	6 - KO Kwang-Yub	0:53			2 Pt. Miss	10 - HAN Sa-Hyun
2:55		14 - ORTEGA Raul	2 Pt. Miss		0:51		6 - LARRAGA Pablo	Defens.Rebound	
2:53			Defens.Rebound	15 - KIM Ji-Nam	0:45		10 - OLIVAS Julio Cesar	2 Pt. Miss	
2:45			2 Pt. Miss	8 - IM Chan-Kuw	0:43			Defens.Rebound	11 - KIM Chul-Soo
2:43		9 - PULIDO Jose	Defens.Rebound		0:34			2 Pt. Miss	6 - KO Kwang-Yub
2:40			Foul	6 - KO Kwang-Yub (P2,T8)	0:23		10 - OLIVAS Julio Cesar	3 Pt. Miss	
2:40	65-50	8 - BLANCAS Luis	Free Th. MADE		0:20			Defens.Rebound	10 - HAN Sa-Hyun
2:40		8 - BLANCAS Luis	Free Th. Miss		0:08			Fast Break	Korea
2:39			Defens.Rebound	15 - KIM Ji-Nam	0:08	70-54		2 Pt. in the paint	11 - KIM Chul-Soo
2:32			Turnover	6 - KO Kwang-Yub	0:08			Assist	10 - HAN Sa-Hyun
2:32			Player OUT	8 - IM Chan-Kuw	0:06		9 - PULIDO Jose	Turnover	
2:32			Player IN	13 - YANG Hun-Mo	0:02	70-56		2 Pt. in the paint	14 - KIM Young-Duk
2:32			Player OUT	15 - KIM Ji-Nam	0:00			END OF PERIOD	
2:32			Player IN	11 - KIM Chul-Soo					

PRNWB00000188.00073 00102615:38V020

Match No: 51

MEX 70 vs 56 KOR

Start Time: 14:15

Attendance: 16202

Referees: ARNOLD Sharon (AUS)
VLUG Theodorus (NED)

BHANIA Balwant (GBR)

Scoring by 5 min intervals: **MEX**
KOR

1.HF				2.HF			
10	24	33	38	44	54	64	70
6	10	18	26	36	41	46	56

Mexico (MEX)

No.	Name	MIN	PTS	Field Goals		2 Points		3 Points		Free Throws		Rebounds			AS	ST	TO	BS	PF	
				M/A	%	M/A	%	M/A	%	M/A	%	OR	DR	TOT						
* 4	SALVADOR Pedro	18:10	2	1/1	100.0	1/1	100.0					1		1			2			
5	QUEVEDO Sergio	19:25	4	2/5	40.0	2/5	40.0					1	1	1		1		2		
6	LARRAGA Pablo	11:00	1						1/2	50.0		2	2	2	4	1		1		
7	ISAIAS Armando	03:55	2	1/1	100.0	1/1	100.0							1						
8	BLANCAS Luis	18:16	9	4/5	80.0	4/5	80.0		1/2	50.0	3	3	6	1		1		2		
9	PULIDO Jose	13:28	2	1/3	33.3	1/3	33.3		0/2	0.0		3	3	3		2		2		
* 10	OLIVAS Julio Cesar	20:14	7	2/6	33.3	1/3	33.3	1/3	33.3	2/4	50.0		2	2	2	1	4	1	3	
11	MAGANA Rigoberto	06:32												1					1	
12	HERNANDEZ Gilberto	09:03	4	2/7	28.6	2/6	33.3	0/1	0.0				2	2		3		1		
* 13	DURAN Mauro	24:08	16	7/10	70.0	7/10	70.0		2/2	100.0	3	3	6	2				1		
* 14	ORTEGA Raul	28:53	13	5/13	38.5	5/13	38.5		3/3	100.0	1	2	3	3	4	1	1	1		
* 15	ZAVALA Salvador	26:56	10	5/15	33.3	5/15	33.3				1	8	9	2	2	3		1		
Team Coach																				
TOTALS			70	30/66	45.5	29/62	46.8	1/4	25.0	9/15	60.0	9	26	35	16	7	18	2	15	
Coach		LOPEZ NINO Alejandro																		
Assistant Coach		DAVILA Aaron				DURAND Sergio														

Korea (KOR)

No.	Name	MIN	PTS	Field Goals		2 Points		3 Points		Free Throws		Rebounds			AS	ST	TO	BS	PF	
				M/A	%	M/A	%	M/A	%	M/A	%	OR	DR	TOT						
* 4	KIM Ho-Yong	22:47	5	2/4	50.0	2/4	50.0		1/1	100.0	1	6	7	1	1	1			2	
5	KIM Jung-Seob	04:00		0/2	0.0	0/2	0.0													
* 6	KO Kwang-Yub	27:37	6	2/6	33.3	2/6	33.3		2/2	100.0	1		1	3		6		3		
7	HAN Jin-Hee	16:29	2	1/2	50.0	1/2	50.0					1	1	2		2		3		
* 8	IM Chan-Kuw	33:35	8	4/16	25.0	4/15	26.7	0/1	0.0			1	4	5	3	4	3		2	
9	PARK Sea-Kyun	02:55		0/1	0.0	0/1	0.0							1		1				
* 10	HAN Sa-Hyun	34:43	12	6/11	54.5	6/11	54.5		0/1	0.0		1	1	3	1	5		3		
11	KIM Chul-Soo	04:39	2	1/3	33.3	1/3	33.3				3	1	4							
12	KANG Hee-Joon	02:49										1	1	1					1	
13	YANG Hun-Mo	04:41		0/1	0.0	0/1	0.0					1	1	1					1	
14	KIM Young-Duk	13:13	10	4/6	66.7	4/6	66.7		2/2	100.0	2	1	3			1		1		
* 15	KIM Ji-Nam	32:32	11	4/11	36.4	4/11	36.4		3/3	100.0	3	12	15	2	2	5	2	1		
Team Coach																				
TOTALS			56	24/63	38.1	24/62	38.7	0/1	0.0	8/9	88.9	11	27	38	16	8	24	2	16	
Coach		IN-CHUL Shin																		
Assistant Coach																				

	MEX	KOR
Points from Turnovers:	23	14
Biggest Lead:	21 (62-41)	2 (2-0)
Second Chance Points:	12	6
Lead Changes:		1

	MEX	KOR
Points in the Paint:	42	36
Biggest Scoring Run:	14-0 (62-41)	8-0 (24-33)
Fast Break Points:	14	10
Times Tied:		1

Legend:

MIN : Minutes Played M/A : Made/Attempts % : Shooting Percentage OR : Offensive Rebounds
 DR : Defensive Rebounds TOT : Total Rebounds AS : Assist ST : Steals
 TO : Turnovers BS : Blocked Shots PF : Fouls PTS : Points
 HF : Half of Time OT : Over Time * : Starting/Initial

PRNWB00000189.00076B 00102615:39V050

Preliminary Group A								MATCHES			POINTS		Class.
Rank		CAN	USA	GBR	GER	MEX	RSA	PLAY	WON	LOST	FOR	AGST	Points
1	CAN		58-45	55-50	68-43	61-33	85-25	5	5	0	327	196	10
2	USA	45-58		74-65	58-46	60-44	97-25	5	4	1	334	238	9
3	GBR	50-55	65-74		61-43	70-58	83-32	5	3	2	329	262	8
4	GER	43-68	46-58	43-61		69-56	113-27	5	2	3	314	270	7
5	MEX	33-61	44-60	58-70	56-69		83-34	5	1	4	274	294	6
6	RSA	25-85	25-97	32-83	27-113	34-83		5	0	5	143	461	5

Preliminary Group B								MATCHES			POINTS		Class.
Rank		NED	FRA	AUS	SWE	JPN	KOR	PLAY	WON	LOST	FOR	AGST	Points
1	NED		76-51	48-47	62-45	62-52	83-48	5	5	0	331	243	10
2	FRA	51-76		63-54	51-50	67-44	65-48	5	4	1	297	272	9
3	AUS	47-48	54-63		69-54	64-36	77-33	5	3	2	311	234	8
4	SWE	45-62	50-51	54-69		60-43	57-55	5	2	3	266	280	7
5	JPN	52-62	44-67	36-64	43-60		64-43	5	1	4	239	296	6
6	KOR	48-83	48-65	33-77	55-57	43-64		5	0	5	227	346	5

Classification		
Phase	Teams	Result
Quarterfinals 1 - 8	USA vs AUS	62-54
Quarterfinals 1 - 8	NED vs GER	72-66
Quarterfinals 1 - 8	FRA vs GBR	56-67
Quarterfinals 1 - 8	CAN vs SWE	73-39
Semifinals 9 - 12	MEX vs KOR	70-56
Semifinals 9 - 12	JPN vs RSA	26-Oct
Semifinals 1 - 4	USA vs NED	26-Oct
Semifinals 1 - 4	CAN vs GBR	26-Oct
Final 1 - 2		28-Oct
Final 3 - 4		28-Oct
Semifinals 5 - 8	AUS vs GER	27-Oct
Semifinals 5 - 8	SWE vs FRA	27-Oct
Final 5 - 6		28-Oct
Final 7 - 8		28-Oct
Final 9 - 10	MEX	28-Oct
Final 11- 12	KOR	28-Oct

Final Standings

Medal Rank Team

PRNWB0000018A.00084A 00102615:40V030

Mexico (MEX)

After 6 Matches

No.	Name	G	MIN	MPG	PTS	PPG	Field Goals		2 Points		3 Points		Free Throws		Rebounds			AS	ST	TO	BS	PF
							M/A	%	M/A	%	M/A	%	M/A	%	OR	DR	TOT					
4	SALVADOR Pedro	6	86:00	14:20	10	1.7	5/15	33.3	5/15	33.3					5	3	8		1	3		4
5	QUEVEDO Sergio	5	58:48	11:45	8	1.6	4/10	40.0	4/10	40.0					3	1	4	1		2		5
6	LARRAGA Pablo	6	75:41	12:36	30	5.0	14/29	48.3	14/24	58.3	0/5	0.0	2/6	33.3	3	14	17	5	3	6		12
7	ISAIAS Armando	6	123:22	20:33	4	0.7	1/2	50.0	1/2	50.0			2/4	50.0	1	4	5	5		8	2	15
8	BLANCAS Luis	6	102:08	17:01	24	4.0	9/21	42.9	9/21	42.9			6/19	31.6	8	16	24	2	1	3	1	7
9	PULIDO Jose	6	75:14	12:32	8	1.3	4/17	23.5	4/17	23.5			0/4	0.0	3	10	13	4	1	6	1	13
10	OLIVAS Julio Cesar	6	106:12	17:42	33	5.5	12/37	32.4	7/21	33.3	5/16	31.3	4/8	50.0	5	4	9	7	5	14	1	13
11	MAGANA Rigoberto	6	64:04	10:40	7	1.2	2/13	15.4	2/12	16.7	0/1	0.0	3/8	37.5		6	6	6	4	7	1	10
12	HERNANDEZ Gilberto	4	62:39	15:39	19	4.8	9/33	27.3	8/27	29.6	1/6	16.7	0/4	0.0	2	8	10	5		16		7
13	DURAN Mauro	6	113:23	18:53	36	6.0	16/33	48.5	16/32	50.0	0/1	0.0	4/4	100.0	6	18	24	2		4	1	16
14	ORTEGA Raul	6	146:16	24:22	71	11.8	27/83	32.5	27/71	38.0	0/12	0.0	17/19	89.5	1	10	11	18	16	13	1	14
15	ZAVALA Salvador	6	186:13	31:02	94	15.7	41/81	50.6	41/79	51.9	0/2	0.0	12/20	60.0	14	33	47	6	10	14	1	9
Team/Coach																						
TOTALS					344	57.3	144/374	38.5	138/331	41.7	6/43	14.0	50/96	52.1	51	127	178	61	41	96	9	125
OPPONENTS					350	58.3	146/322	45.3	146/318	45.9	0/4	0.0	58/114	50.9	48	173	221	96	29	135	7	104

AVERAGES PER GAME

	MEX	OPPONENTS
Points from Turnovers	115	86
Points in the Paint	184	234
Second Chance Points	38	42
Fast Break Points	46	50

	MEX	OPPONENTS
Total Field Goals Made	24.0	24.3
2 Points Field Goals Made	23.0	24.3
3 Points Field Goals Made	1.0	0.0
Free Throws Made	8.3	9.7
Offensive Rebounds	8.5	8.0
Deffensive Rebounds	21.2	28.8
Total Rebounds	29.7	36.8
Assists	10.2	16.0
Steals	6.8	4.8
Turnovers	16.0	22.5
Blocked Shots	1.5	1.2
Fouls	20.8	17.3
Points from Turnovers	19.2	14.3
Points in the Paint	30.7	39.0
Second Chance Points	6.3	7.0
Fast Break Points	7.7	8.3

Legend:

G : Games Played	MIN : Minutes Played	MPG : Minutes Played per Game	PTS : Points
PPG : Points per Game	M/A : Made/Attempts	% : Shooting Percentage	OR : Offensive Rebounds
DR : Defensive Rebounds	TOT : Total Rebounds	AS : Assists	ST : Steals
TO : Turnovers	BS : Blocked Shots	PF : Fouls	

PRNWB0000018B.00084A 00102615:40V030

Korea (KOR)

After 6 Matches

No.	Name	G	MIN	MPG	PTS	PPG	Field Goals		2 Points		3 Points		Free Throws		Rebounds			AS	ST	TO	BS	PF
							M/A	%	M/A	%	M/A	%	M/A	%	OR	DR	TOT					
4	KIM Ho-Yong	6	172:29	28:44	48	8.0	22/47	46.8	22/47	46.8			4/8	50.0	7	31	38	4	4	20	1	15
5	KIM Jung-Seob	6	50:55	8:29	17	2.8	7/21	33.3	5/15	33.3	2/6	33.3	1/2	50.0		5	5	2	1	3		7
6	KO Kwang-Yub	6	169:02	28:10	38	6.3	13/38	34.2	13/37	35.1	0/1	0.0	12/25	48.0	5	5	10	12	1	18		22
7	HAN Jin-Hee	5	65:52	13:10	7	1.4	3/7	42.9	3/7	42.9			1/4	25.0	3	2	5	4	2	11		7
8	IM Chan-Kuw	6	214:23	35:43	45	7.5	19/65	29.2	17/58	29.3	2/7	28.6	5/21	23.8	7	25	32	19	9	34		20
9	PARK Sea-Kyun	4	14:36	3:39			0/1	0.0	0/1	0.0						1	1	2		3		1
10	HAN Sa-Hyun	6	227:36	37:56	56	9.3	22/57	38.6	22/54	40.7	0/3	0.0	12/19	63.2	7	11	18	16	2	29		21
11	KIM Chul-Soo	4	18:02	4:30	2	0.5	1/7	14.3	1/7	14.3			0/2	0.0	3	2	5			3		2
12	KANG Hee-Joon	5	32:25	6:29	8	1.6	4/8	50.0	4/8	50.0			0/4	0.0	3	6	9	1		2		7
13	YANG Hun-Mo	6	33:38	5:36	4	0.7	1/6	16.7	1/6	16.7			2/4	50.0		1	1	1		1		6
14	KIM Young-Duk	5	42:13	8:26	13	2.6	5/13	38.5	5/13	38.5			3/4	75.0	4	7	11			5		6
15	KIM Ji-Nam	6	183:49	30:38	45	7.5	19/47	40.4	19/47	40.4			7/16	43.8	16	46	62	3	9	19	3	19
Team/Coach																						
TOTALS					283	47.2	116/317	36.6	112/300	37.3	4/17	23.5	47/109	43.1	55	142	197	64	28	148	4	133
OPPONENTS					416	69.3	172/383	44.9	169/368	45.9	3/15	20.0	69/120	57.5	71	157	228	99	48	98	15	127

AVERAGES PER GAME

	KOR	OPPONENTS
Points from Turnovers	81	123
Points in the Paint	142	274
Second Chance Points	44	71
Fast Break Points	28	74

	KOR	OPPONENTS
Total Field Goals Made	19.3	28.7
2 Points Field Goals Made	18.7	28.2
3 Points Field Goals Made	0.7	0.5
Free Throws Made	7.8	11.5
Offensive Rebounds	9.2	11.8
Deffensive Rebounds	23.7	26.2
Total Rebounds	32.8	38.0
Assists	10.7	16.5
Steals	4.7	8.0
Turnovers	24.7	16.3
Blocked Shots	0.7	2.5
Fouls	22.2	21.2
Points from Turnovers	13.5	20.5
Points in the Paint	23.7	45.7
Second Chance Points	7.3	11.8
Fast Break Points	4.7	12.3

Legend:

G : Games Played	MIN : Minutes Played	MPG : Minutes Played per Game	PTS : Points
PPG : Points per Game	M/A : Made/Attempts	% : Shooting Percentage	OR : Offensive Rebounds
DR : Defensive Rebounds	TOT : Total Rebounds	AS : Assists	ST : Steals
TO : Turnovers	BS : Blocked Shots	PF : Fouls	

PRNWB0000018C.00073 00102616:57V010

Match No: 52

JPN 45 vs 18 RSA

Start Time: 16:15

Attendance:

Referees: DEWELL Ross (AUS)
SCHOENACKER David (FRA)

JUNGMANN Hans-Dieter (GER)

FIRST HALF

Scoring by 5 min intervals: **JPN**
RSA

16	27	35	45
	8	16	18

Japan (JPN)

No.	Name	MIN	PTS	Field Goals		2 Points		3 Points		Free Throws		Rebounds			AS	ST	TO	BS	PF
				M/A	%	M/A	%	M/A	%	M/A	%	OR	DR	TOT					
4	NEGI Shinji																		
5	SHINTANI Hirofumi																		
* 6	MIYAKE Katsumi	10:18	13	4/5	80.0	3/4	75.0	1/1	100.0	4/4	100.0	1		1	1	1	3		1
7	SASAKI Katsuya	09:23										2		2					
* 8	KORETOMO Keisuke	17:51	7	2/5	40.0	2/5	40.0			3/4	75.0	1	2	3	3	4	2		
9	SUGASAWA Takao	06:23	4	1/5	20.0	1/4	25.0	0/1	0.0	2/4	50.0		2	2			1		1
* 10	IWANO Hiroshi	14:30																	2
* 11	JIMBO Yasuhiro	08:09	4	2/3	66.7	2/3	66.7						2	2		1	2		1
12	KYOYA Kazuyuki	07:58		0/1	0.0	0/1	0.0									1			1
13	ISHIHARA Masaharu	05:28	6	3/7	42.9	3/7	42.9					2	2	4			1		
* 14	OSHIMA Tomohiko	17:32	11	4/7	57.1	4/7	57.1			3/4	75.0	3	4	7	2	1	2		2
15	OIKAWA Shinpei	02:28		0/2	0.0	0/2	0.0								1				
Team Coach																			
TOTALS			45	16/35	45.7	15/33	45.5	1/2	50.0	12/16	75.0	9	12	21	7	7	11	1	8
Coach		KOTAKI Osamu																	
Assistant Coach		OGAWA Tomoki									SAITO Nobuaki								

South Africa (RSA)

No.	Name	MIN	PTS	Field Goals		2 Points		3 Points		Free Throws		Rebounds			AS	ST	TO	BS	PF
				M/A	%	M/A	%	M/A	%	M/A	%	OR	DR	TOT					
* 4	HARTNICK Shaun	06:47	2	1/1	100.0	1/1	100.0												
* 5	OHN Aye Htun	03:01															2		
6	FLEISER Leon	08:05	2	1/4	25.0	1/4	25.0									1			1
* 7	WILLIAMS Ralph	03:01														2			3
8	PAPENFUS Marius	16:59	2	1/1	100.0	1/1	100.0					1	1	1	1	1	1		
9	WESSELS Duggie	05:08	2	1/1	100.0	1/1	100.0									1			1
10	OESCHGER Kobus	16:59	4	2/3	66.7	2/3	66.7		0/2	0.0		3	3	1	2	2			1
11	HOUSTON James	13:13		0/2	0.0	0/2	0.0					2	2	2		2			1
12	MANYANA Buntu	08:54	2	1/2	50.0	1/2	50.0					3	3			4			4
* 13	WAITES Grant	02:05																	
14	NORTJE Richard	00:56																	
* 15	VICTOR Joppie	14:52	4	2/8	25.0	2/7	28.6	0/1	0.0			1	3	4	2	1	6		2
Team Coach																			
TOTALS			18	9/22	40.9	9/21	42.9	0/1	0.0	0/2	0.0	1	12	13	6	2	21		12
Coach		MOORGAS Shawn																	
Assistant Coach		MOORGAS Craig									MOKONE Simon								

	JPN	RSA
Points from Turnovers:	20	8
Biggest Lead:	27 (45-18)	0
Second Chance Points:	11	2
Lead Changes:		

	JPN	RSA
Points in the Paint:	22	14
Biggest Scoring Run:	22-2 (22-2)	6-0 (16-33)
Fast Break Points:	6	8
Times Tied:		

Legend:

MIN : Minutes Played **M/A** : Made/Attempts **%** : Shooting Percentage **OR** : Offensive Rebounds
DR : Defensive Rebounds **TOT** : Total Rebounds **AS** : Assist **ST** : Steals
TO : Turnovers **BS** : Blocked Shots **PF** : Fouls **PTS** : Points
HF : Half of Time **OT** : Over Time * : Starting/Initial

PRNWB0000018D.00069 00102617:45V010

Match No: 52

JPN 81 vs 29 RSA

Start Time: 16:15

Attendance:

Referees: DEWELL Ross (AUS)
SCHOENACKER David (FRA)

JUNGMANN Hans-Dieter (GER)

Scoring by 5 min intervals:	JPN	RSA	1.HF				2.HF				
			16	27	35	45	50	58	71	81	
				8	16	18		23	25	27	29

Time	Score	Japan	Action	South Africa	Time	Score	Japan	Action	South Africa
FIRST HALF					FIRST HALF				
20:00		6 - MIYAKE Katsumi	Player IN		16:26			Defens.Rebound	12 - MANYANA Buntu
20:00		8 - KORETOMO Keisuke	Player IN		16:17			2 Pt. Miss	11 - HOUSTON James
20:00		10 - IWANO Hiroshi	Player IN		16:16		11 - JIMBO Yasuhiro	Defens.Rebound	
20:00		11 - JIMBO Yasuhiro	Player IN		16:11		11 - JIMBO Yasuhiro	Turnover	
20:00		14 - OSHIMA Tomohiko	Player IN		15:52		8 - KORETOMO Keisuke	Steal	
20:00			Player IN	4 - HARTNICK Shaun	15:50			Turnover	8 - PAPENFUS Marius
20:00			Player IN	5 - OHN Aye Htun	15:45		Japan	Fast Break	
20:00			Player IN	7 - WILLIAMS Ralph	15:44	14-0	8 - KORETOMO Keisuke	2 Pt. in the paint	
20:00			Player IN	13 - WAITES Grant	15:31			Turnover	11 - HOUSTON James
20:00			Player IN	15 - VICTOR Joppie	15:10	16-0	6 - MIYAKE Katsumi	2 Pt. MADE	
19:50			Steal	15 - VICTOR Joppie	14:59			2 Pt. Miss	12 - MANYANA Buntu
19:48		14 - OSHIMA Tomohiko	Turnover		14:58		11 - JIMBO Yasuhiro	Defens.Rebound	
19:37			Turnover	15 - VICTOR Joppie	14:37		6 - MIYAKE Katsumi	Turnover	
19:34			Foul	7 - WILLIAMS Ralph (P1,T1)	14:17	16-2		2 Pt. MADE	10 - OESCHGER Kobus
19:24	2-0	14 - OSHIMA Tomohiko	2 Pt. in the paint		13:59			Foul	12 - MANYANA Buntu (P1,T5)
19:24		8 - KORETOMO Keisuke	Assist		13:59	17-2	14 - OSHIMA Tomohiko	Free Th. MADE	
19:10			Turnover	5 - OHN Aye Htun	13:59	18-2	14 - OSHIMA Tomohiko	Free Th. MADE	
19:06	4-0	6 - MIYAKE Katsumi	2 Pt. MADE		13:45		10 - IWANO Hiroshi (P1,T3)	Foul	
18:55		11 - JIMBO Yasuhiro	Steal		13:41			Offensive Foul	12 - MANYANA Buntu (P2,T6)
18:54			Turnover	7 - WILLIAMS Ralph	13:41			Turnover	12 - MANYANA Buntu
18:52		6 - MIYAKE Katsumi (P1,T1)	Offensive Foul		13:29	20-2	11 - JIMBO Yasuhiro	2 Pt. in the paint	
18:52		6 - MIYAKE Katsumi	Turnover		13:29		14 - OSHIMA Tomohiko	Assist	
18:40		8 - KORETOMO Keisuke	Steal		13:22		14 - OSHIMA Tomohiko	Steal	
18:38			Turnover	15 - VICTOR Joppie	13:21			Turnover	12 - MANYANA Buntu
18:29			Foul	7 - WILLIAMS Ralph (P2,T2)	13:17		11 - JIMBO Yasuhiro	2 Pt. Miss	
18:29	5-0	6 - MIYAKE Katsumi	Free Th. MADE		13:14		14 - OSHIMA Tomohiko	Offens.Rebound	
18:29	6-0	6 - MIYAKE Katsumi	Free Th. MADE		13:14	22-2	14 - OSHIMA Tomohiko	Tap MADE	
18:20			Turnover	15 - VICTOR Joppie	13:06		6 - MIYAKE Katsumi	Steal	
18:14	8-0	11 - JIMBO Yasuhiro	2 Pt. MADE		13:01			Turnover	10 - OESCHGER Kobus
18:14		8 - KORETOMO Keisuke	Assist		12:50			2 Pt. Miss	
17:55		11 - JIMBO Yasuhiro (P1,T2)	Foul		12:48		8 - KORETOMO Keisuke	Defens.Rebound	12 - MANYANA Buntu
17:55			Player OUT	13 - WAITES Grant	12:43			Turnover	12 - MANYANA Buntu
17:55			Player IN	14 - NORTJE Richard	12:39			Turnover	
17:35			2 Pt. Miss	15 - VICTOR Joppie	12:31		11 - JIMBO Yasuhiro	Fast Break	South Africa
17:32		8 - KORETOMO Keisuke	Defens.Rebound		12:30	22-4		2 Pt. in the paint	9 - WESSELS Duggie
17:30		6 - MIYAKE Katsumi	Turnover		12:30			Assist	10 - OESCHGER Kobus
17:17			Turnover	7 - WILLIAMS Ralph	12:09	25-4	6 - MIYAKE Katsumi	3 Pt. MADE	
17:12			Foul	7 - WILLIAMS Ralph (P3,T3)	11:51			Turnover	11 - HOUSTON James
17:12	9-0	6 - MIYAKE Katsumi	Free Th. MADE		11:51			Foul	12 - MANYANA Buntu (P3,T7)
17:12	10-0	6 - MIYAKE Katsumi	Free Th. MADE		11:51			Player OUT	11 - HOUSTON James
17:02			Turnover	5 - OHN Aye Htun	11:51			Player OUT	9 - WESSELS Duggie
16:59			Time Out	South Africa	11:51			Player IN	4 - HARTNICK Shaun
16:59			Player OUT	4 - HARTNICK Shaun	11:51			Player IN	15 - VICTOR Joppie
16:59			Player OUT	5 - OHN Aye Htun	11:51		6 - MIYAKE Katsumi	Player OUT	
16:59			Player OUT	7 - WILLIAMS Ralph	11:51		11 - JIMBO Yasuhiro	Player OUT	
16:59			Player OUT	14 - NORTJE Richard	11:51		9 - SUGASAWA Takao	Player IN	
16:59			Player OUT	15 - VICTOR Joppie	11:51		7 - SASAKI Katsuya	Player IN	
16:59			Player IN	8 - PAPENFUS Marius	11:38		9 - SUGASAWA Takao	2 Pt. Miss	
16:59			Player IN	11 - HOUSTON James	11:34			Defens.Rebound	8 - PAPENFUS Marius
16:59			Player IN	12 - MANYANA Buntu	11:30			Turnover	12 - MANYANA Buntu
16:59			Player IN	9 - WESSELS Duggie	11:24		14 - OSHIMA Tomohiko	2 Pt. Miss	
16:59			Player IN	10 - OESCHGER Kobus	11:22		7 - SASAKI Katsuya	Offens.Rebound	
16:49	12-0	14 - OSHIMA Tomohiko	2 Pt. MADE		11:18		9 - SUGASAWA Takao (P1,T4)	Offensive Foul	
16:49		6 - MIYAKE Katsumi	Assist		11:18		9 - SUGASAWA Takao	Turnover	
16:38			Offensive Foul	9 - WESSELS Duggie (P1,T4)	11:00			2 Pt. Miss	15 - VICTOR Joppie
16:38			Turnover	9 - WESSELS Duggie	10:59			Defens.Rebound	
16:29		8 - KORETOMO Keisuke	2 Pt. Miss		10:45		8 - KORETOMO Keisuke	Defens.Rebound	
							9 - SUGASAWA Takao	2 Pt. Miss	

Wheelchair Basketball

MEN

SEMIFINALS 9-12

PLAY BY PLAY

THU 26 OCT 2000

SYDNEY SUPERDOME

Time	Score	Japan	Action	South Africa	Time	Score	Japan	Action	South Africa
FIRST HALF					FIRST HALF				
10:44			Defens.Rebound	15 - VICTOR Joppie	4:36		7 - SASAKI Katsuya	Offens.Rebound	
10:33			Fast Break	South Africa	4:29			Foul	15 - VICTOR Joppie (P2,T12)
10:32	25-6		2 Pt. in the paint	4 - HARTNICK Shaun	4:29	37-16	8 - KORETOMO Keisuke	Free Th. MADE	
10:32			Assist	15 - VICTOR Joppie	4:29		8 - KORETOMO Keisuke	Free Th. Miss	
10:14			Foul	12 - MANYANA Buntu (P4,T8)	4:27		8 - KORETOMO Keisuke	Offens.Rebound	
10:14			Player OUT	4 - HARTNICK Shaun	4:24		14 - OSHIMA Tomohiko	2 Pt. Miss	
10:14			Player IN	6 - FLEISER Leon	4:23			Defens.Rebound	10 - OESCHGER Kobus
10:14			Player OUT	12 - MANYANA Buntu	4:19		8 - KORETOMO Keisuke	Steal	
10:14			Player IN	11 - HOUSTON James	4:17			Turnover	10 - OESCHGER Kobus
10:14	26-6	8 - KORETOMO Keisuke	Free Th. MADE		4:10		13 - ISHIHARA Masaharu	2 Pt. Miss	
10:14	27-6	8 - KORETOMO Keisuke	Free Th. MADE		4:08			Defens.Rebound	10 - OESCHGER Kobus
10:04			Fast Break	South Africa	3:43			2 Pt. Miss	15 - VICTOR Joppie
10:03	27-8		2 Pt. in the paint	8 - PAFENFUS Marius	3:41		14 - OSHIMA Tomohiko	Defens.Rebound	
10:03			Assist	11 - HOUSTON James	3:17		12 - KYOYA Kazuyuki	2 Pt. Miss	
9:51		8 - KORETOMO Keisuke	2 Pt. Miss		3:15		14 - OSHIMA Tomohiko	Offens.Rebound	
9:50			Defens.Rebound	11 - HOUSTON James	3:15	39-16	14 - OSHIMA Tomohiko	Tap MADE	
9:44		10 - IWANO Hiroshi (P2,T5)	Foul		2:57			2 Pt. Miss	6 - FLEISER Leon
9:20			2 Pt. Miss	15 - VICTOR Joppie	2:55		13 - ISHIHARA Masaharu	Block Shot	
9:18		9 - SUGASAWA Takao	Defens.Rebound		2:53		13 - ISHIHARA Masaharu	Defens.Rebound	
9:10		Japan	Fast Break		2:50		14 - OSHIMA Tomohiko (P1,T7)	Offensive Foul	
9:09	29-8	8 - KORETOMO Keisuke	2 Pt. in the paint		2:50		14 - OSHIMA Tomohiko	Turnover	
8:56			2 Pt. Miss	6 - FLEISER Leon	2:42		8 - KORETOMO Keisuke	Steal	
8:53			Offens.Rebound	15 - VICTOR Joppie	2:40			Turnover	6 - FLEISER Leon
8:53	29-10		Tap MADE	15 - VICTOR Joppie	2:35		14 - OSHIMA Tomohiko	2 Pt. Miss	
8:32		9 - SUGASAWA Takao	2 Pt. Miss		2:34			Defens.Rebound	11 - HOUSTON James
8:30		14 - OSHIMA Tomohiko	Offens.Rebound		2:28		14 - OSHIMA Tomohiko (P2,T8)	Foul	
8:29	31-10	9 - SUGASAWA Takao	2 Pt. in the paint		2:28		7 - SASAKI Katsuya	Player OUT	
8:29		14 - OSHIMA Tomohiko	Assist		2:28		15 - OIKAWA Shinpei	Player IN	
8:07			2 Pt. Miss	15 - VICTOR Joppie	2:28		14 - OSHIMA Tomohiko	Player OUT	
8:04		9 - SUGASAWA Takao	Defens.Rebound		2:28		10 - IWANO Hiroshi	Player IN	
7:58			Foul	15 - VICTOR Joppie (P1,T9)	2:28			Free Th. Miss	10 - OESCHGER Kobus
7:58		10 - IWANO Hiroshi	Player OUT		2:28			Free Th. Miss	10 - OESCHGER Kobus
7:58		12 - KYOYA Kazuyuki	Player IN		2:26		13 - ISHIHARA Masaharu	Defens.Rebound	
7:58	32-10	9 - SUGASAWA Takao	Free Th. MADE		2:11	41-16	13 - ISHIHARA Masaharu	2 Pt. in the paint	
7:58	33-10	9 - SUGASAWA Takao	Free Th. MADE		2:11		8 - KORETOMO Keisuke	Assist	
7:54		12 - KYOYA Kazuyuki (P1,T6)	Foul		2:09		8 - KORETOMO Keisuke	Player OUT	
7:46			2 Pt. Miss	10 - OESCHGER Kobus	2:09		6 - MIYAKE Katsumi	Player IN	
7:44		14 - OSHIMA Tomohiko	Defens.Rebound		2:09			Player OUT	11 - HOUSTON James
7:17		9 - SUGASAWA Takao	3 Pt. Miss		2:09			Player IN	12 - MANYANA Buntu
7:16			Defens.Rebound	10 - OESCHGER Kobus	2:09			Player OUT	6 - FLEISER Leon
6:59	33-12		2 Pt. MADE	6 - FLEISER Leon	2:09			Player IN	4 - HARTNICK Shaun
6:59			Assist	15 - VICTOR Joppie	1:53			Turnover	15 - VICTOR Joppie
6:36			Steal	8 - PAFENFUS Marius	1:49		13 - ISHIHARA Masaharu	2 Pt. Miss	
6:34		8 - KORETOMO Keisuke	Turnover		1:47			Defens.Rebound	15 - VICTOR Joppie
6:16	33-14		2 Pt. in the paint	15 - VICTOR Joppie	1:47			Turnover	15 - VICTOR Joppie
6:16			Assist	8 - PAFENFUS Marius	1:35		6 - MIYAKE Katsumi	2 Pt. Miss	
6:03			Foul	6 - FLEISER Leon (P1,T10)	1:33			Defens.Rebound	12 - MANYANA Buntu
6:03		9 - SUGASAWA Takao	Free Th. Miss		1:26	41-18		2 Pt. in the paint	12 - MANYANA Buntu
6:03		9 - SUGASAWA Takao	Free Th. Miss		1:16		Japan	Fast Break	
6:02			Defens.Rebound	15 - VICTOR Joppie	1:14	43-18	13 - ISHIHARA Masaharu	2 Pt. in the paint	
5:49			2 Pt. Miss	11 - HOUSTON James	1:14		15 - OIKAWA Shinpei	Assist	
5:47		14 - OSHIMA Tomohiko	Defens.Rebound		0:53			Time Out	South Africa
5:35		8 - KORETOMO Keisuke	Turnover		0:44			Turnover	15 - VICTOR Joppie
5:28			Fast Break	South Africa	0:38		15 - OIKAWA Shinpei	2 Pt. Miss	
5:28	33-16		2 Pt. in the paint	10 - OESCHGER Kobus	0:25		12 - KYOYA Kazuyuki	Turnover	
5:28			Assist	11 - HOUSTON James	0:14			3 Pt. Miss	15 - VICTOR Joppie
5:28		Japan	Time Out		0:03		15 - OIKAWA Shinpei	2 Pt. Miss	
5:28		9 - SUGASAWA Takao	Player OUT		0:01		6 - MIYAKE Katsumi	Offens.Rebound	
5:28		13 - ISHIHARA Masaharu	Player IN		0:00	45-18	6 - MIYAKE Katsumi	2 Pt. in the paint	
5:15		13 - ISHIHARA Masaharu	2 Pt. Miss		SECOND HALF				
5:13		13 - ISHIHARA Masaharu	Offens.Rebound		20:00			Player IN	4 - HARTNICK Shaun
5:13	35-16	13 - ISHIHARA Masaharu	Tap MADE		20:00			Player IN	8 - PAFENFUS Marius
4:57			2 Pt. Miss	6 - FLEISER Leon	20:00			Player IN	10 - OESCHGER Kobus
4:55		14 - OSHIMA Tomohiko	Defens.Rebound		20:00			Player IN	12 - MANYANA Buntu
4:44			Foul	11 - HOUSTON James (P1,T11)	20:00			Player IN	14 - NORTJE Richard
4:44	36-16	14 - OSHIMA Tomohiko	Free Th. MADE		20:00		6 - MIYAKE Katsumi	Player IN	
4:44		14 - OSHIMA Tomohiko	Free Th. Miss		20:00		10 - IWANO Hiroshi	Player IN	
4:41		13 - ISHIHARA Masaharu	Offens.Rebound		20:00		12 - KYOYA Kazuyuki	Player IN	
4:39		13 - ISHIHARA Masaharu	2 Pt. Miss		20:00		13 - ISHIHARA Masaharu	Player IN	

Wheelchair Basketball

Wheelchair Basketball

Wheelchair Basketball

Wheelchair Basketball

Time	Score	Japan	Action	South Africa	Time	Score	Japan	Action	South Africa
SECOND HALF					SECOND HALF				
20:00		15 - OIKAWA Shinpei	Player IN		12:59			Player IN	15 - VICTOR Joppie
19:53			Foul	4 - HARTNICK Shaun (P1,T1)	12:59	15 - OIKAWA Shinpei	Player OUT		
19:53		13 - ISHIHARA Masaharu	Free Th. Miss		12:59	4 - NEGI Shinji	Player IN		
19:53		13 - ISHIHARA Masaharu	Free Th. Miss		12:59	13 - ISHIHARA Masaharu	Player OUT		
19:29			2 Pt. Miss	14 - NORTJE Richard	12:59	14 - OSHIMA Tomohiko	Player IN		
19:27			Offens.Rebound	14 - NORTJE Richard	12:59	12 - KYOYA Kazuyuki	Player OUT		
19:27			2 Pt. Miss	14 - NORTJE Richard	12:59	5 - SHINTANI Hirofumi	Player IN		
19:26			Offens.Rebound	12 - MANYANA Buntu	12:49	8 - KORETOMO Keisuke	2 Pt. in the paint		
19:02			2 Pt. Miss	8 - PAPENFUS Marius	12:43	8 - KORETOMO Keisuke (P1,T4)	Foul		
19:01		6 - MIYAKE Katsumi	Defens.Rebound		12:31		Turnover	15 - VICTOR Joppie	
18:48		12 - KYOYA Kazuyuki	2 Pt. Miss		12:17	4 - NEGI Shinji	2 Pt. Miss		
18:46		13 - ISHIHARA Masaharu	Offens.Rebound		12:15	5 - SHINTANI Hirofumi	Offens.Rebound		
18:46		13 - ISHIHARA Masaharu	2 Pt. Miss		12:15	5 - SHINTANI Hirofumi	Tap MADE		
18:41			Defens.Rebound	14 - NORTJE Richard	11:51		2 Pt. Miss	6 - FLEISER Leon	
18:35	45-20		2 Pt. in the paint	14 - NORTJE Richard	11:49	14 - OSHIMA Tomohiko	Defens.Rebound		
18:18		13 - ISHIHARA Masaharu	2 Pt. Miss		11:27	5 - SHINTANI Hirofumi	2 Pt. Miss		
18:16			Defens.Rebound	14 - NORTJE Richard	11:25		Block Shot	8 - PAPENFUS Marius	
18:08		6 - MIYAKE Katsumi (P2,T1)	Technical Foul		11:24	8 - KORETOMO Keisuke	Offens.Rebound		
18:08	45-21		Free Th. MADE	8 - PAPENFUS Marius	11:22	14 - OSHIMA Tomohiko	2 Pt. Miss		
18:08			Free Th. Miss	8 - PAPENFUS Marius	11:20	14 - OSHIMA Tomohiko	Offens.Rebound		
18:05		15 - OIKAWA Shinpei	Defens.Rebound		11:19	14 - OSHIMA Tomohiko	2 Pt. Miss		
18:00		15 - OIKAWA Shinpei (P1,T2)	Offensive Foul		11:16	56-25	14 - OSHIMA Tomohiko	2 Pt. in the paint	
18:00		15 - OIKAWA Shinpei	Turnover		11:16	10 - IWANO Hiroshi	Assist		
17:39			Turnover	14 - NORTJE Richard	11:05	14 - OSHIMA Tomohiko	Steal		
17:21	48-21	15 - OIKAWA Shinpei	3 Pt. MADE		11:04		Turnover	10 - OESCHGER Kobus	
16:59	48-23		2 Pt. in the paint	12 - MANYANA Buntu	10:58	8 - KORETOMO Keisuke	Turnover		
16:59			Assist	8 - PAPENFUS Marius	10:53		Turnover	10 - OESCHGER Kobus	
16:30		12 - KYOYA Kazuyuki	2 Pt. Miss		10:47	5 - SHINTANI Hirofumi	2 Pt. Miss		
16:28		6 - MIYAKE Katsumi	Offens.Rebound		10:46		Defens.Rebound	6 - FLEISER Leon	
16:22		6 - MIYAKE Katsumi	2 Pt. Miss		10:35		Turnover	15 - VICTOR Joppie	
16:18			Defens.Rebound	14 - NORTJE Richard	10:18	14 - OSHIMA Tomohiko	2 Pt. Miss		
16:11			2 Pt. Miss	12 - MANYANA Buntu	10:17		Defens.Rebound	6 - FLEISER Leon	
16:09		13 - ISHIHARA Masaharu	Defens.Rebound		10:09	14 - OSHIMA Tomohiko	Steal		
15:45		6 - MIYAKE Katsumi	2 Pt. Miss		10:08		Turnover	10 - OESCHGER Kobus	
15:42			Defens.Rebound	8 - PAPENFUS Marius	10:06	58-25	5 - SHINTANI Hirofumi	2 Pt. in the paint	
15:31			2 Pt. Miss	14 - NORTJE Richard	10:06	14 - OSHIMA Tomohiko	Assist		
15:29			Offens.Rebound	4 - HARTNICK Shaun	10:06		Time Out	South Africa	
15:26		10 - IWANO Hiroshi	Steal		10:06		Player OUT	6 - FLEISER Leon	
15:24			Turnover	8 - PAPENFUS Marius	10:06		Player IN	5 - OHN Aye Htun	
15:15	50-23	6 - MIYAKE Katsumi	2 Pt. in the paint		10:06		Player OUT	11 - HOUSTON James	
15:08		6 - MIYAKE Katsumi	Steal		10:06		Player IN	9 - WESSELS Duggie	
15:07			Turnover	4 - HARTNICK Shaun	9:41	58-27	2 Pt. in the paint	10 - OESCHGER Kobus	
15:04		6 - MIYAKE Katsumi	2 Pt. Miss		9:20	Japan	Fast Break		
15:03			Defens.Rebound	8 - PAPENFUS Marius	9:17	60-27	8 - KORETOMO Keisuke	2 Pt. in the paint	
14:55			2 Pt. Miss	10 - OESCHGER Kobus	9:02	8 - KORETOMO Keisuke	Steal		
14:53		10 - IWANO Hiroshi	Defens.Rebound		9:01		Turnover	8 - PAPENFUS Marius	
14:42		6 - MIYAKE Katsumi	Turnover		8:59		Foul	8 - PAPENFUS Marius (P1,T3)	
14:33	50-25		2 Pt. in the paint	8 - PAPENFUS Marius	8:47	8 - KORETOMO Keisuke	2 Pt. Miss		
14:33			Assist	14 - NORTJE Richard	8:43	14 - OSHIMA Tomohiko	Offens.Rebound		
14:09		6 - MIYAKE Katsumi	2 Pt. Miss		8:43	62-27	14 - OSHIMA Tomohiko	Tap MADE	
14:07		13 - ISHIHARA Masaharu	Offens.Rebound		8:31		Turnover	10 - OESCHGER Kobus	
14:05		13 - ISHIHARA Masaharu	2 Pt. Miss		8:19	64-27	14 - OSHIMA Tomohiko	2 Pt. in the paint	
14:04			Defens.Rebound	10 - OESCHGER Kobus	8:19	8 - KORETOMO Keisuke	Assist		
13:57		15 - OIKAWA Shinpei (P2,T3)	Foul		8:12		Turnover	10 - OESCHGER Kobus	
13:57			Time Out	South Africa	7:59	66-27	14 - OSHIMA Tomohiko	2 Pt. in the paint	
13:57		6 - MIYAKE Katsumi	Player OUT		7:59	8 - KORETOMO Keisuke	Assist		
13:57		8 - KORETOMO Keisuke	Player IN		7:51	5 - SHINTANI Hirofumi	Steal		
13:42			Turnover	4 - HARTNICK Shaun	7:51		Turnover	15 - VICTOR Joppie	
13:41		10 - IWANO Hiroshi	Turnover		7:51		Foul	15 - VICTOR Joppie (P3,T4)	
13:21			2 Pt. Miss	12 - MANYANA Buntu	7:51		Free Th. Miss		
13:18		12 - KYOYA Kazuyuki	Defens.Rebound		7:51	67-27	10 - IWANO Hiroshi	Free Th. MADE	
13:02		15 - OIKAWA Shinpei	2 Pt. Miss		7:37		Turnover	10 - OESCHGER Kobus	
13:00		15 - OIKAWA Shinpei	Offens.Rebound		7:37		Player OUT	10 - OESCHGER Kobus	
12:59			Foul	12 - MANYANA Buntu (P5,T2)	7:37		Player OUT	9 - WESSELS Duggie	
12:59			Player OUT	12 - MANYANA Buntu	7:37		Player OUT	8 - PAPENFUS Marius	
12:59			Player IN	11 - HOUSTON James	7:37		Player IN	4 - HARTNICK Shaun	
12:59			Player OUT	4 - HARTNICK Shaun	7:37		Player IN	7 - WILLIAMS Ralph	
12:59			Player IN	6 - FLEISER Leon	7:37		Player IN	13 - WAITES Grant	
12:59			Player OUT	14 - NORTJE Richard	7:26		2 Pt. Miss		
						8 - KORETOMO Keisuke			

Wheelchair Basketball

Wheelchair Basketball

Wheelchair Basketball

Wheelchair Basketball

Time	Score	Japan	Action	South Africa	Time	Score	Japan	Action	South Africa
SECOND HALF									
7:23		5 - SHINTANI Hirofumi	Offens.Rebound		3:20		14 - OSHIMA Tomohiko	Steal	
7:07	69-27	4 - NEGI Shinji	2 Pt. MADE		3:19			Turnover	15 - VICTOR Joppie
7:07		5 - SHINTANI Hirofumi	Assist		3:17	75-27	8 - KORETOMO Keisuke	2 Pt. in the paint	
6:52			Turnover	7 - WILLIAMS Ralph	2:51			Turnover	10 - OESCHGER Kobus
6:42		8 - KORETOMO Keisuke	Turnover		2:46		Japan	Fast Break	
6:30			2 Pt. Miss	13 - WAITES Grant	2:44	77-27	14 - OSHIMA Tomohiko	2 Pt. in the paint	
6:27		14 - OSHIMA Tomohiko	Defens.Rebound		2:44		11 - JIMBO Yasuhiro	Assist	
6:24		8 - KORETOMO Keisuke	Turnover		2:13			2 Pt. Miss	14 - NORTJE Richard
6:14			Turnover	15 - VICTOR Joppie	2:11			Offens.Rebound	15 - VICTOR Joppie
5:59	71-27	8 - KORETOMO Keisuke	2 Pt. in the paint		2:11			2 Pt. Miss	15 - VICTOR Joppie
5:59		5 - SHINTANI Hirofumi	Assist		2:07		14 - OSHIMA Tomohiko	Defens.Rebound	
5:32			2 Pt. Miss	13 - WAITES Grant	1:55		14 - OSHIMA Tomohiko	2 Pt. Miss	
5:30		8 - KORETOMO Keisuke	Defens.Rebound		1:53			Defens.Rebound	15 - VICTOR Joppie
5:30			Foul	13 - WAITES Grant (P1,T5)	1:51		8 - KORETOMO Keisuke	Steal	
5:30		5 - SHINTANI Hirofumi	Player OUT		1:50			Turnover	15 - VICTOR Joppie
5:30		10 - IWANO Hiroshi	Player OUT		1:48		8 - KORETOMO Keisuke	2 Pt. Miss	
5:30		4 - NEGI Shinji	Player OUT		1:46		12 - KYOYA Kazuyuki	Offens.Rebound	
5:30		6 - MIYAKE Katsumi	Player IN		1:33		6 - MIYAKE Katsumi	2 Pt. Miss	
5:30		11 - JIMBO Yasuhiro	Player IN		1:31			Defens.Rebound	15 - VICTOR Joppie
5:30		12 - KYOYA Kazuyuki	Player IN		1:25			2 Pt. Miss	6 - FLEISER Leon
5:18		8 - KORETOMO Keisuke (P2,T5)	Offensive Foul		1:18			2 Pt. Miss	14 - NORTJE Richard
5:18		8 - KORETOMO Keisuke	Turnover		1:15			Offens.Rebound	4 - HARTNICK Shaun
4:48			Turnover	15 - VICTOR Joppie	1:15			2 Pt. Miss	4 - HARTNICK Shaun
4:39			Foul	13 - WAITES Grant (P2,T6)	1:13			Offens.Rebound	14 - NORTJE Richard
4:39			Player OUT	13 - WAITES Grant	1:13	77-29		Tap MADE	14 - NORTJE Richard
4:39			Player IN	14 - NORTJE Richard	1:01	79-29	6 - MIYAKE Katsumi	2 Pt. in the paint	
4:39		11 - JIMBO Yasuhiro	Free Th. Miss		1:01		8 - KORETOMO Keisuke	Assist	
4:39		11 - JIMBO Yasuhiro	Free Th. Miss		0:59			Turnover	14 - NORTJE Richard
4:37			Defens.Rebound	15 - VICTOR Joppie	0:53		11 - JIMBO Yasuhiro	2 Pt. Miss	
4:19			2 Pt. Miss	4 - HARTNICK Shaun	0:52			Defens.Rebound	14 - NORTJE Richard
4:01	73-27	6 - MIYAKE Katsumi	2 Pt. in the paint		0:36			Turnover	14 - NORTJE Richard
3:53			Turnover	14 - NORTJE Richard	0:16		11 - JIMBO Yasuhiro	2 Pt. Miss	
3:47		8 - KORETOMO Keisuke (P3,T6)	Offensive Foul		0:14		11 - JIMBO Yasuhiro	Offens.Rebound	
3:47		8 - KORETOMO Keisuke	Turnover		0:14	81-29	11 - JIMBO Yasuhiro	Tap MADE	
3:47			Player OUT	7 - WILLIAMS Ralph	0:14			Time Out	South Africa
3:47			Player IN	6 - FLEISER Leon	0:14			Player OUT	14 - NORTJE Richard
3:47			Player OUT	5 - OHN Aye Htun	0:14			Player IN	13 - WAITES Grant
3:47			Player IN	10 - OESCHGER Kobus	0:05			Turnover	10 - OESCHGER Kobus
3:39			Turnover	10 - OESCHGER Kobus	0:01		6 - MIYAKE Katsumi	2 Pt. Miss	
3:25		14 - OSHIMA Tomohiko	2 Pt. Miss		0:00			Defens.Rebound	15 - VICTOR Joppie
3:23			Defens.Rebound	15 - VICTOR Joppie	0:00			END of PERIOD	

Wheelchair Basketball

Wheelchair Basketball

Wheelchair Basketball

Wheelchair Basketball

PRNWB0000018E.00073 00102617:44V020

Match No: 52

JPN 81 vs 29 RSA

Start Time: 16:15

Attendance:

Referees: DEWELL Ross (AUS)
SCHOENACKER David (FRA)

JUNGMANN Hans-Dieter (GER)

Scoring by 5 min intervals:		1.HF				2.HF			
JPN		16	27	35	45	50	58	71	81
RSA			8	16	18	23	25	27	29

Japan (JPN)

No.	Name	MIN	PTS	Field Goals		2 Points		3 Points		Free Throws		Rebounds			AS	ST	TO	BS	PF
				M/A	%	M/A	%	M/A	%	M/A	%	OR	DR	TOT					
4	NEGI Shinji	07:29	2	1/2	50.0	1/2	50.0												
5	SHINTANI Hirofumi	07:29	4	2/4	50.0	2/4	50.0					2		2	2	1			
* 6	MIYAKE Katsumi	21:51	19	7/14	50.0	6/13	46.2	1/1	100.0	4/4	100.0	2	1	3	1	2	4	2	
7	SASAKI Katsuya	09:23										2		2					
* 8	KORETOMO Keisuke	31:48	15	6/12	50.0	6/12	50.0			3/4	75.0	2	3	5	6	6	7	3	
9	SUGASAWA Takao	06:23	4	1/5	20.0	1/4	25.0	0/1	0.0	2/4	50.0		2	2			1	1	
* 10	IWANO Hiroshi	29:00	1							1/2	50.0		1	1	1	1	1	2	
* 11	JIMBO Yasuhiro	13:39	6	3/6	50.0	3/6	50.0			0/2	0.0	1	2	3	1	1	2	1	
12	KYOYA Kazuyuki	20:29		0/3	0.0	0/3	0.0					1	1	2			1	1	
13	ISHIHARA Masaharu	12:29	6	3/10	30.0	3/10	30.0			0/2	0.0	4	3	7			1		
* 14	OSHIMA Tomohiko	30:31	21	9/17	52.9	9/17	52.9			3/4	75.0	5	7	12	3	4	2	2	
15	OIKAWA Shinpei	09:29	3	1/4	25.0	0/3	0.0	1/1	100.0			1	1	2	1		1	2	
Team Coach																			
TOTALS			81	33/77	42.9	31/74	41.9	2/3	66.7	13/22	59.1	20	21	41	15	15	19	1	14
Coach		KOTAKI Osamu																	
Assistant Coach		OGAWA Tomoki									SAITO Nobuaki								

South Africa (RSA)

No.	Name	MIN	PTS	Field Goals		2 Points		3 Points		Free Throws		Rebounds			AS	ST	TO	BS	PF
				M/A	%	M/A	%	M/A	%	M/A	%	OR	DR	TOT					
* 4	HARTNICK Shaun	21:25	2	1/3	33.3	1/3	33.3					2		2			2	1	
* 5	OHN Aye Htun	09:20															2		
6	FLEISER Leon	14:45	2	1/6	16.7	1/6	16.7					2	2			1		1	
* 7	WILLIAMS Ralph	06:51														3		3	
8	PAPENFUS Marius	29:22	5	2/3	66.7	2/3	66.7			1/2	50.0	3	3	2	1	3	1	1	
9	WESSELS Duggie	07:37	2	1/1	100.0	1/1	100.0									1		1	
10	OESCHGER Kobus	33:09	6	3/5	60.0	3/5	60.0			0/2	0.0	4	4	1		11			
11	HOUSTON James	16:06		0/2	0.0	0/2	0.0					2	2	2		2		1	
12	MANYANA Buntu	15:55	4	2/5	40.0	2/5	40.0					1	3	4		4		5	
* 13	WAITES Grant	05:17		0/2	0.0	0/2	0.0											2	
14	NORTJE Richard	12:22	4	2/7	28.6	2/7	28.6					2	4	6	1		4		
* 15	VICTOR Joppie	27:51	4	2/9	22.2	2/8	25.0	0/1	0.0			2	8	10	2	1	13	3	
Team Coach																			
TOTALS			29	14/43	32.6	14/42	33.3	0/1	0.0	1/4	25.0	7	26	33	8	2	46	1	18
Coach		MOORGAS Shawn																	
Assistant Coach		MOORGAS Craig									MOKONE Simon								

	JPN	RSA
Points from Turnovers:	46	10
Biggest Lead:	52 (81-29)	0
Second Chance Points:	23	4
Lead Changes:		

	JPN	RSA
Points in the Paint:	52	24
Biggest Scoring Run:	27-2 (77-27)	6-0 (16-33)
Fast Break Points:	10	8
Times Tied:		

Legend:

MIN : Minutes Played M/A : Made/Attempts % : Shooting Percentage OR : Offensive Rebounds
 DR : Defensive Rebounds TOT : Total Rebounds AS : Assist ST : Steals
 TO : Turnovers BS : Blocked Shots PF : Fouls PTS : Points
 HF : Half of Time OT : Over Time * : Starting/Initial

PRNWB0000018F.00076B 00102617:46V060

Preliminary Group A								MATCHES			POINTS		Class.
Rank		CAN	USA	GBR	GER	MEX	RSA	PLAY	WON	LOST	FOR	AGST	Points
1	CAN		58-45	55-50	68-43	61-33	85-25	5	5	0	327	196	10
2	USA	45-58		74-65	58-46	60-44	97-25	5	4	1	334	238	9
3	GBR	50-55	65-74		61-43	70-58	83-32	5	3	2	329	262	8
4	GER	43-68	46-58	43-61		69-56	113-27	5	2	3	314	270	7
5	MEX	33-61	44-60	58-70	56-69		83-34	5	1	4	274	294	6
6	RSA	25-85	25-97	32-83	27-113	34-83		5	0	5	143	461	5

Preliminary Group B								MATCHES			POINTS		Class.
Rank		NED	FRA	AUS	SWE	JPN	KOR	PLAY	WON	LOST	FOR	AGST	Points
1	NED		76-51	48-47	62-45	62-52	83-48	5	5	0	331	243	10
2	FRA	51-76		63-54	51-50	67-44	65-48	5	4	1	297	272	9
3	AUS	47-48	54-63		69-54	64-36	77-33	5	3	2	311	234	8
4	SWE	45-62	50-51	54-69		60-43	57-55	5	2	3	266	280	7
5	JPN	52-62	44-67	36-64	43-60		64-43	5	1	4	239	296	6
6	KOR	48-83	48-65	33-77	55-57	43-64		5	0	5	227	346	5

Classification

Phase	Teams	Result
Quarterfinals 1 - 8	USA vs AUS	62-54
Quarterfinals 1 - 8	NED vs GER	72-66
Quarterfinals 1 - 8	FRA vs GBR	56-67
Quarterfinals 1 - 8	CAN vs SWE	73-39
Semifinals 9 - 12	MEX vs KOR	70-56
Semifinals 9 - 12	JPN vs RSA	81-29
Semifinals 1 - 4	USA vs NED	26-Oct
Semifinals 1 - 4	CAN vs GBR	26-Oct
Final 1 - 2		28-Oct
Final 3 - 4		28-Oct
Semifinals 5 - 8	AUS vs GER	27-Oct
Semifinals 5 - 8	SWE vs FRA	27-Oct
Final 5 - 6		28-Oct
Final 7 - 8		28-Oct
Final 9 - 10	MEX vs JPN	28-Oct
Final 11- 12	KOR vs RSA	28-Oct

Final Standings

Medal Rank Team

PRNWB00000190.00084A 00102617:46V040

Japan (JPN)

After 6 Matches

No.	Name	G	MIN	MPG	PTS	PPG	Field Goals		2 Points		3 Points		Free Throws		Rebounds			AS	ST	TO	BS	PF
							M/A	%	M/A	%	M/A	%	M/A	%	OR	DR	TOT					
4	NEGI Shinji	3	34:24	11:28	8	2.7	4/9	44.4	4/9	44.4						2	2			1	5	
5	SHINTANI Hirofumi	6	48:37	8:06	8	1.3	4/14	28.6	4/13	30.8	0/1	0.0			4	6	10	5	2	3	1	3
6	MIYAKE Katsumi	6	188:32	31:25	82	13.7	32/92	34.8	28/72	38.9	4/20	20.0	14/17	82.4	8	16	24	10	5	15		15
7	SASAKI Katsuya	6	53:35	8:55			0/3	0.0	0/3	0.0					4	1	5	1		2		6
8	KORETOMO Keisuke	5	171:01	34:12	41	8.2	16/48	33.3	13/38	34.2	3/10	30.0	6/14	42.9	6	21	27	21	14	20		18
9	SUGASAWA Takao	4	15:40	3:55	6	1.5	1/12	8.3	1/9	11.1	0/3	0.0	4/8	50.0	1	4	5	1		1		2
10	IWANO Hiroshi	6	126:27	21:04	9	1.5	4/11	36.4	4/11	36.4			1/6	16.7	1	6	7	2	1	5	2	14
11	JIMBO Yasuhiro	6	175:09	29:11	50	8.3	19/46	41.3	19/45	42.2	0/1	0.0	12/26	46.2	5	32	37	8	6	12		21
12	KYOYA Kazuyuki	6	121:21	20:13			0/7	0.0	0/6	0.0	0/1	0.0			2	7	9	2		5		11
13	ISHIHARA Masaharu	4	23:45	5:56	9	2.3	4/15	26.7	4/15	26.7			1/6	16.7	7	4	11			4	1	1
14	OSHIMA Tomohiko	6	203:58	33:59	98	16.3	38/81	46.9	38/78	48.7	0/3	0.0	22/31	71.0	11	36	47	12	8	20	1	23
15	OIKAWA Shinpei	5	37:31	7:30	9	1.8	3/13	23.1	1/9	11.1	2/4	50.0	1/3	33.3	2	6	8	5		6	1	8
Team/Coach																						
TOTALS					320	53.3	125/351	35.6	116/308	37.7	9/43	20.9	61/111	55.0	51	141	192	67	36	94	6	127
OPPONENTS					325	54.2	133/333	39.9	129/317	40.7	4/16	25.0	55/108	50.9	61	165	226	77	27	118	5	116

AVERAGES PER GAME

	JPN	OPPONENTS
Points from Turnovers	102	68
Points in the Paint	174	186
Second Chance Points	39	54
Fast Break Points	32	54

	JPN	OPPONENTS
Total Field Goals Made	20.8	22.2
2 Points Field Goals Made	19.3	21.5
3 Points Field Goals Made	1.5	0.7
Free Throws Made	10.2	9.2
Offensive Rebounds	8.5	10.2
Deffensive Rebounds	23.5	27.5
Total Rebounds	32.0	37.7
Assists	11.2	12.8
Steals	6.0	4.5
Turnovers	15.7	19.7
Blocked Shots	1.0	0.8
Fouls	21.2	19.3
Points from Turnovers	17.0	11.3
Points in the Paint	29.0	31.0
Second Chance Points	6.5	9.0
Fast Break Points	5.3	9.0

Legend:

G : Games Played	MIN : Minutes Played	MPG : Minutes Played per Game	PTS : Points
PPG : Points per Game	M/A : Made/Attempts	% : Shooting Percentage	OR : Offensive Rebounds
DR : Defensive Rebounds	TOT : Total Rebounds	AS : Assists	ST : Steals
TO : Turnovers	BS : Blocked Shots	PF : Fouls	

PRNWB00000191.00084A 00102617:47V03O

South Africa (RSA)

After 6 Matches

No.	Name	G	MIN	MPG	PTS	PPG	Field Goals		2 Points		3 Points		Free Throws		Rebounds			AS	ST	TO	BS	PF
							M/A	%	M/A	%	M/A	%	M/A	%	OR	DR	TOT					
4	HARTNICK Shaun	6	138:45	23:07	5	0.8	2/8	25.0	2/8	25.0			1/4	25.0	4	3	7	2	1	9	1	8
5	OHN Aye Htun	6	89:18	14:53	2	0.3	1/8	12.5	1/8	12.5			0/2	0.0		2	2	3	1	9		5
6	FLEISER Leon	6	83:53	13:58	7	1.2	3/15	20.0	3/14	21.4	0/1	0.0	1/4	25.0	1	2	3	1	1	11		5
7	WILLIAMS Ralph	6	73:03	12:10	7	1.2	2/11	18.2	2/10	20.0	0/1	0.0	3/6	50.0	1	2	3	3	1	21		9
8	PAPENFUS Marius	6	125:39	20:56	8	1.3	3/11	27.3	3/11	27.3			2/6	33.3		5	5	13	4	18	1	6
9	WESSELS Duggie	6	46:16	7:42	2	0.3	1/3	33.3	1/3	33.3					1	4	5	2	1	9		3
10	OESCHGER Kobus	6	132:19	22:03	18	3.0	7/34	20.6	7/34	20.6			4/14	28.6	1	12	13	3	1	32		12
11	HOUSTON James	6	92:13	15:22	12	2.0	6/19	31.6	6/19	31.6			0/2	0.0	2	12	14	7	1	14	1	6
12	MANYANA Buntu	6	147:00	24:30	40	6.7	18/56	32.1	18/54	33.3	0/2	0.0	4/14	28.6	7	25	32	2	1	21	1	20
13	WAITES Grant	6	39:34	6:35	10	1.7	5/16	31.3	5/16	31.3					4	8	12	2	2	5	1	11
14	NORTJE Richard	6	102:20	17:03	27	4.5	10/37	27.0	10/35	28.6	0/2	0.0	7/12	58.3	9	18	27	1		20		9
15	VICTOR Joppie	6	129:40	21:36	34	5.7	14/62	22.6	14/56	25.0	0/6	0.0	6/16	37.5	6	34	40	4	3	39	1	20
Team/Coach																						1
TOTALS					172	28.7	72/280	25.7	72/268	26.9	0/12	0.0	28/80	35.0	36	127	163	43	17	208	6	115
OPPONENTS					542	90.3	230/452	50.9	226/434	52.1	4/18	22.2	78/133	58.6	94	167	261	123	62	91	13	90

	RSA	OPPONENTS
Points from Turnovers	42	218
Points in the Paint	104	366
Second Chance Points	21	93
Fast Break Points	20	64

AVERAGES PER GAME

	RSA	OPPONENTS
Total Field Goals Made	12.0	38.3
2 Points Field Goals Made	12.0	37.7
3 Points Field Goals Made	0.0	0.7
Free Throws Made	4.7	13.0
Offensive Rebounds	6.0	15.7
Deffensive Rebounds	21.2	27.8
Total Rebounds	27.2	43.5
Assists	7.2	20.5
Steals	2.8	10.3
Turnovers	34.7	15.2
Blocked Shots	1.0	2.2
Fouls	19.2	15.0
Points from Turnovers	7.0	36.3
Points in the Paint	17.3	61.0
Second Chance Points	3.5	15.5
Fast Break Points	3.3	10.7

Legend:

G : Games Played	MIN : Minutes Played	MPG : Minutes Played per Game	PTS : Points
PPG : Points per Game	M/A : Made/Attempts	% : Shooting Percentage	OR : Offensive Rebounds
DR : Defensive Rebounds	TOT : Total Rebounds	AS : Assists	ST : Steals
TO : Turnovers	BS : Blocked Shots	PF : Fouls	

PRNWB00000192.00073 00102619:33V010

Match No: 53

CAN 34 vs 23 GBR

Start Time: 19:00

Attendance:

Referees: WALLAART Edwin (NED)
GONZALES Anthony (USA)

CAMPOS PERIS Sergio (ESP)

FIRST HALF

Scoring by 5 min intervals: **CAN**
GBR

10	18	26	34
3	8	19	23

Canada (CAN)

No.	Name	MIN	PTS	Field Goals		2 Points		3 Points		Free Throws		Rebounds			AS	ST	TO	BS	PF
				M/A	%	M/A	%	M/A	%	M/A	%	OR	DR	TOT					
4	DUREPOS Dave																		
5	HENDERSON Roy	04:27		0/1	0.0	0/1	0.0												2
6	TREUER James	04:55	4	2/3	66.7	2/3	66.7										2		1
7	DENNIS Jeff																		
* 8	JOHNSON Joey	16:13	6	3/6	50.0	3/6	50.0					4	6	10	1		1	2	
* 9	NORTON Ross	15:33		0/1	0.0	0/1	0.0						2	2			1		2
* 10	HALL Ken	20:00	8	4/5	80.0	4/5	80.0						1	1	3				1
* 11	BORISOFF Jaimie	17:38		0/2	0.0	0/2	0.0						4	4	1				2
* 12	ANDERSON Patrick	18:52	16	8/12	66.7	8/11	72.7	0/1	0.0			1	5	6	4	1	2		
13	STOUTENBURG Chris	02:22																	1
14	GAERTNER Travis																		
15	PETER Richard																		
Team Coach																			
TOTALS			34	17/30	56.7	17/29	58.6	0/1	0.0			5	18	23	9	1	6	2	9
Coach	FROGLEY Michael																		
Assistant Coach	BOWES Paul TONELLO Jerry																		

Great Britain (GBR)

No.	Name	MIN	PTS	Field Goals		2 Points		3 Points		Free Throws		Rebounds			AS	ST	TO	BS	PF
				M/A	%	M/A	%	M/A	%	M/A	%	OR	DR	TOT					
* 4	CAINE Steve	05:45		0/2	0.0	0/2	0.0								1				
* 5	THOMAS Sinclair	05:45														1			
6	HAYES Kevin	14:15	2	1/1	100.0	1/1	100.0					1	1	1					
7	BYWATER Terry																		
* 8	MUNN Simon	20:00	1	0/4	0.0	0/4	0.0			1/2	50.0	3	3	1					
* 9	POLLOCK Jonathan	17:38	11	4/11	36.4	1/4	25.0	3/7	42.9			1	1	1	1	1	1		1
10	ADEPITAN Ade	07:31	5	2/3	66.7	1/2	50.0	1/1	100.0	0/2	0.0	1	1	1		1			1
* 11	JOHNSON Dan	12:29	2	1/2	50.0	1/2	50.0								1				3
12	BLAKE Andrew																		
13	HOWLEY Fred																		
14	PRICE Colin	02:22								0/2	0.0				1				
15	BRAMLEY David	14:15	2	1/4	25.0	1/4	25.0					1	3	4		1			1
Team Coach																			
TOTALS			23	9/27	33.3	5/19	26.3	4/8	50.0	1/6	16.7	2	8	10	7	2	3		6
Coach	TITMUSS David																		
Assistant Coach	SMITH Nigel TOLFREY Vicky																		

	CAN	GBR
Points from Turnovers:	2	5
Biggest Lead:	11 (14-3)	0
Second Chance Points:	4	2
Lead Changes:		

	CAN	GBR
Points in the Paint:	22	6
Biggest Scoring Run:	8-0 (14-3)	6-2 (18-24)
Fast Break Points:	4	2
Times Tied:		

Legend:

MIN : Minutes Played M/A : Made/Attempts % : Shooting Percentage OR : Offensive Rebounds
 DR : Defensive Rebounds TOT : Total Rebounds AS : Assist ST : Steals
 TO : Turnovers BS : Blocked Shots PF : Fouls PTS : Points
 HF : Half of Time OT : Over Time * : Starting/Initial

PRNWB00000193.00069 00102620:26V010

Match No: 53

CAN 66 vs 51 GBR

Start Time: 19:00

Attendance: 4102

Referees: WALLAART Edwin (NED)
GONZALES Anthony (USA)

CAMPOS PERIS Sergio (ESP)

Scoring by 5 min intervals:	CAN GBR	1.HF				2.HF			
		10	18	26	34	46	50	58	66
		3	8	19	23	30	34	36	51

Time	Score	Canada		Action	Great Britain		Time	Score	Canada		Action	Great Britain	
		FIRST HALF			FIRST HALF				FIRST HALF				
20:00		8 - JOHNSON Joey		Player IN			12:56		9 - NORTON Ross		Defens.Rebound		
20:00		9 - NORTON Ross		Player IN			12:33		11 - BORISOFF Jaimie		2 Pt. Miss		
20:00		10 - HALL Ken		Player IN			12:31				Defens.Rebound	8 - MUNN Simon	
20:00		11 - BORISOFF Jaimie		Player IN			12:06				2 Pt. Miss	8 - MUNN Simon	
20:00		12 - ANDERSON Patrick		Player IN			12:04		12 - ANDERSON Patrick		Defens.Rebound		
20:00				Player IN	4 - CAINE Steve		11:52		9 - NORTON Ross		2 Pt. Miss		
20:00				Player IN	5 - THOMAS Sinclair		11:49		8 - JOHNSON Joey		Offens.Rebound		
20:00				Player IN	8 - MUNN Simon		11:49		8 - JOHNSON Joey		2 Pt. Miss		
20:00				Player IN	9 - POLLOCK Jonathan		11:47		8 - JOHNSON Joey		Offens.Rebound		
20:00				Player IN	11 - JOHNSON Dan		11:47				Foul	15 - BRAMLEY David (P1,T4)	
19:49				2 Pt. Miss	8 - MUNN Simon		11:28	16-6	12 - ANDERSON Patrick		2 Pt. MADE		
19:47		8 - JOHNSON Joey		Block Shot			11:12		9 - NORTON Ross (P1,T2)		Foul		
19:46		8 - JOHNSON Joey		Defens.Rebound			11:04		11 - BORISOFF Jaimie (P2,T3)		Foul		
19:42		Canada		Fast Break			11:01	16-8			2 Pt. MADE	9 - POLLOCK Jonathan	
19:40	2-0	12 - ANDERSON Patrick		2 Pt. in the paint			11:01			Assist	6 - HAYES Kevin		
19:23				2 Pt. Miss	4 - CAINE Steve		10:44	18-8	8 - JOHNSON Joey		2 Pt. in the paint		
19:18		12 - ANDERSON Patrick		Defens.Rebound			10:30				3 Pt. Miss	9 - POLLOCK Jonathan	
19:00		12 - ANDERSON Patrick					10:23		11 - BORISOFF Jaimie		Defens.Rebound		
18:57				Defens.Rebound	9 - POLLOCK Jonathan		10:05		12 - ANDERSON Patrick		2 Pt. Miss		
18:47				Turnover	5 - THOMAS Sinclair		10:00				Defens.Rebound	15 - BRAMLEY David	
18:19		11 - BORISOFF Jaimie		2 Pt. Miss			9:53				Fast Break	Great Britain	
18:16				Defens.Rebound	8 - MUNN Simon		9:47	18-10			2 Pt. in the paint	11 - JOHNSON Dan	
17:59				3 Pt. Miss	9 - POLLOCK Jonathan		9:47				Assist	9 - POLLOCK Jonathan	
17:55		8 - JOHNSON Joey		Defens.Rebound			9:25	20-10	12 - ANDERSON Patrick		2 Pt. in the paint		
17:48	4-0	12 - ANDERSON Patrick		2 Pt. in the paint			9:25		10 - HALL Ken		Assist		
17:48		8 - JOHNSON Joey		Assist			9:22		8 - JOHNSON Joey		Player OUT		
17:10		12 - ANDERSON Patrick		Steal			9:22		6 - TREUER James		Player IN		
17:09				Turnover	9 - POLLOCK Jonathan		9:13	20-12			2 Pt. in the paint	15 - BRAMLEY David	
17:01	6-0	12 - ANDERSON Patrick		2 Pt. in the paint			9:13				Assist	11 - JOHNSON Dan	
16:30	6-3			3 Pt. MADE	9 - POLLOCK Jonathan		8:54				Steal	15 - BRAMLEY David	
16:30				Assist	4 - CAINE Steve		8:52		12 - ANDERSON Patrick		Turnover		
16:06	8-3	12 - ANDERSON Patrick		2 Pt. MADE			8:44				2 Pt. Miss	11 - JOHNSON Dan	
15:49				2 Pt. Miss	9 - POLLOCK Jonathan		8:41		11 - BORISOFF Jaimie		Defens.Rebound		
15:46		10 - HALL Ken		Defens.Rebound			8:27	22-12	10 - HALL Ken		2 Pt. MADE		
15:44		Canada		Fast Break			8:27		12 - ANDERSON Patrick		Assist		
15:42	10-3	12 - ANDERSON Patrick		2 Pt. in the paint			8:07				2 Pt. Miss	8 - MUNN Simon	
15:42		10 - HALL Ken		Assist			8:05		12 - ANDERSON Patrick		Defens.Rebound		
15:41				Time Out	Great Britain		8:05				Foul	11 - JOHNSON Dan (P3,T5)	
15:25		11 - BORISOFF Jaimie (P1,T1)		Foul			7:52		10 - HALL Ken		2 Pt. Miss		
15:08				2 Pt. Miss	4 - CAINE Steve		7:47				Defens.Rebound	8 - MUNN Simon	
15:07		12 - ANDERSON Patrick		Defens.Rebound			7:37				2 Pt. Miss	15 - BRAMLEY David	
14:58	12-3	10 - HALL Ken		2 Pt. in the paint			7:34		11 - BORISOFF Jaimie		Defens.Rebound		
14:58		12 - ANDERSON Patrick		Assist			7:31		6 - TREUER James (P1,T4)		Offensive Foul		
14:27				2 Pt. Miss	9 - POLLOCK Jonathan		7:31		6 - TREUER James		Turnover		
14:25		9 - NORTON Ross		Defens.Rebound			7:31				Player OUT	11 - JOHNSON Dan	
14:15				Foul	9 - POLLOCK Jonathan (P1,T1)		7:31				Player IN	10 - ADEPITAN Ade	
14:15				Player OUT	4 - CAINE Steve		7:15	22-15			3 Pt. MADE	9 - POLLOCK Jonathan	
14:15				Player OUT	5 - THOMAS Sinclair		7:15				Assist	10 - ADEPITAN Ade	
14:15				Player IN	6 - HAYES Kevin		6:50	24-15	6 - TREUER James		2 Pt. MADE		
14:15				Player IN	15 - BRAMLEY David		6:50		12 - ANDERSON Patrick		Assist		
14:05				Foul	11 - JOHNSON Dan (P1,T2)		6:36	24-18			3 Pt. MADE	10 - ADEPITAN Ade	
14:00				Foul	11 - JOHNSON Dan (P2,T3)		6:17				Steal	9 - POLLOCK Jonathan	
13:54	14-3	10 - HALL Ken		2 Pt. MADE			6:15		6 - TREUER James		Turnover		
13:31	14-6			3 Pt. MADE	9 - POLLOCK Jonathan		6:06				3 Pt. Miss	9 - POLLOCK Jonathan	
13:31				Assist	8 - MUNN Simon		6:00		11 - BORISOFF Jaimie		Defens.Rebound		
13:22		12 - ANDERSON Patrick		Turnover			5:46	26-18	6 - TREUER James		2 Pt. in the paint		
13:00				2 Pt. Miss	15 - BRAMLEY David		5:46		10 - HALL Ken		Assist		

Wheelchair Basketball

Time	Score	Canada	Action	Great Britain	Time	Score	Canada	Action	Great Britain
FIRST HALF					SECOND HALF				
5:35		10 - HALL Ken (P1,T5)	Foul		20:00			Player IN	10 - ADEPITAN Ade
5:35		12 - ANDERSON Patrick	Player OUT		19:44		12 - ANDERSON Patrick	2 Pt. Miss	
5:35	26-19	8 - JOHNSON Joey	Player IN		19:43		12 - ANDERSON Patrick	Offens.Rebound	
5:35			Free Th. MADE	8 - MUNN Simon	19:43	36-23	12 - ANDERSON Patrick	Tap MADE	
5:35			Free Th. Miss	8 - MUNN Simon	19:20			2 Pt. Miss	9 - POLLOCK Jonathan
5:34		8 - JOHNSON Joey	Defens.Rebound		19:18		10 - HALL Ken	Defens.Rebound	
5:04		6 - TREUER James	2 Pt. Miss		19:12		Canada	Fast Break	
5:01		8 - JOHNSON Joey	Offens.Rebound		19:12	38-23	8 - JOHNSON Joey	2 Pt. in the paint	
4:48		9 - NORTON Ross (P2,T6)	Offensive Foul		19:12		12 - ANDERSON Patrick	Assist	
4:48		9 - NORTON Ross	Turnover		19:12			Foul	12 - BLAKE Andrew (P1,T1)
4:31			3 Pt. Miss	9 - POLLOCK Jonathan	19:12		8 - JOHNSON Joey	Free Th. Miss	
4:28		8 - JOHNSON Joey	Defens.Rebound		19:09			Defens.Rebound	12 - BLAKE Andrew
4:27			Foul	10 - ADEPITAN Ade (P1,T6)	19:00			2 Pt. Miss	9 - POLLOCK Jonathan
4:27		6 - TREUER James	Player OUT		18:57			Offens.Rebound	15 - BRAMLEY David
4:27		9 - NORTON Ross	Player OUT		18:42	38-25		2 Pt. in the paint	15 - BRAMLEY David
4:27		5 - HENDERSON Roy	Player IN		18:42			Assist	11 - JOHNSON Dan
4:27		12 - ANDERSON Patrick	Player IN		18:14			Foul	9 - POLLOCK Jonathan (P2,T2)
4:03		5 - HENDERSON Roy	2 Pt. Miss		18:07		10 - HALL Ken (P2,T1)	Offensive Foul	
4:01			Defens.Rebound	6 - HAYES Kevin	18:07		10 - HALL Ken	Turnover	
3:54			2 Pt. Miss	8 - MUNN Simon	17:55	38-27		2 Pt. MADE	9 - POLLOCK Jonathan
3:53		12 - ANDERSON Patrick	Defens.Rebound		17:55			Assist	11 - JOHNSON Dan
3:37	28-19	12 - ANDERSON Patrick	2 Pt. in the paint		17:38	40-27	12 - ANDERSON Patrick	2 Pt. in the paint	
3:37		11 - BORISOFF Jaimie	Assist		17:38		10 - HALL Ken	Assist	
3:07			2 Pt. Miss	9 - POLLOCK Jonathan	17:22			2 Pt. Miss	11 - JOHNSON Dan
3:05		8 - JOHNSON Joey	Defens.Rebound		17:18		8 - JOHNSON Joey	Defens.Rebound	
2:42		12 - ANDERSON Patrick	2 Pt. Miss		17:12			Foul	15 - BRAMLEY David (P2,T3)
2:40		12 - ANDERSON Patrick	Offens.Rebound		17:12		9 - NORTON Ross	Player OUT	
2:38		8 - JOHNSON Joey	2 Pt. Miss		17:12		5 - HENDERSON Roy	Player IN	
2:36		8 - JOHNSON Joey	Offens.Rebound		17:12		8 - JOHNSON Joey	Free Th. Miss	
2:36	30-19	8 - JOHNSON Joey	Tap MADE		17:12		8 - JOHNSON Joey	Free Th. Miss	
2:22		5 - HENDERSON Roy (P1,T7)	Foul		17:10		12 - ANDERSON Patrick	Offens.Rebound	
2:22		11 - BORISOFF Jaimie	Player OUT		17:10	42-27	12 - ANDERSON Patrick	Tap MADE	
2:22		13 - STOUTENBURG Chris	Player IN		16:51			2 Pt. Miss	10 - ADEPITAN Ade
2:22			Player OUT	9 - POLLOCK Jonathan	16:48		8 - JOHNSON Joey	Defens.Rebound	
2:22			Player IN	14 - PRICE Colin	16:43		12 - ANDERSON Patrick	2 Pt. Miss	
2:12		5 - HENDERSON Roy (P2,T8)	Foul		16:41		12 - ANDERSON Patrick	Offens.Rebound	
2:12			Free Th. Miss	10 - ADEPITAN Ade	16:41	44-27	12 - ANDERSON Patrick	Tap MADE	
2:12			Free Th. Miss	10 - ADEPITAN Ade	16:12		8 - JOHNSON Joey (P1,T2)	Foul	
2:10		8 - JOHNSON Joey	Defens.Rebound		16:12			Free Th. Miss	9 - POLLOCK Jonathan
1:59		12 - ANDERSON Patrick	3 Pt. Miss		16:12	44-28		Free Th. MADE	9 - POLLOCK Jonathan
1:56			Defens.Rebound	15 - BRAMLEY David	16:03		11 - BORISOFF Jaimie	Turnover	
1:47	30-21		2 Pt. MADE	6 - HAYES Kevin	16:03			Time Out	Great Britain
1:47			Assist	14 - PRICE Colin	15:45			Foul	
1:39		8 - JOHNSON Joey	Turnover		15:42	44-30		2 Pt. in the paint	11 - JOHNSON Dan
1:35			2 Pt. Miss	10 - ADEPITAN Ade	15:42			Assist	9 - POLLOCK Jonathan
1:33			Offens.Rebound	10 - ADEPITAN Ade	15:13	46-30	12 - ANDERSON Patrick	2 Pt. in the paint	
1:33	30-23		Tap MADE	10 - ADEPITAN Ade	15:13		10 - HALL Ken	Assist	
1:21	32-23	8 - JOHNSON Joey	2 Pt. in the paint		14:53		11 - BORISOFF Jaimie (P3,T4)	Foul	
1:04		13 - STOUTENBURG Chris (P1,T9)	Foul		14:32	46-32		2 Pt. MADE	11 - JOHNSON Dan
1:04			Free Th. Miss	14 - PRICE Colin	14:32			Assist	15 - BRAMLEY David
1:04			Free Th. Miss	14 - PRICE Colin	14:13			Foul	15 - BRAMLEY David (P3,T4)
0:59			Offens.Rebound	15 - BRAMLEY David	14:10		8 - JOHNSON Joey	2 Pt. Miss	
0:59			2 Pt. Miss	15 - BRAMLEY David	14:02	48-32	11 - BORISOFF Jaimie	2 Pt. in the paint	
0:57		8 - JOHNSON Joey	Block Shot		14:02		12 - ANDERSON Patrick	Assist	
0:46	34-23	10 - HALL Ken	2 Pt. MADE		13:49			2 Pt. Miss	11 - JOHNSON Dan
0:46		12 - ANDERSON Patrick	Assist		13:44		5 - HENDERSON Roy	Defens.Rebound	
0:28			Turnover	10 - ADEPITAN Ade	13:26	50-32	5 - HENDERSON Roy	2 Pt. in the paint	
0:24		8 - JOHNSON Joey	2 Pt. Miss		13:26		12 - ANDERSON Patrick	Assist	
0:01			Defens.Rebound	15 - BRAMLEY David	12:55			3 Pt. Miss	9 - POLLOCK Jonathan
SECOND HALF					SECOND HALF				
20:00		8 - JOHNSON Joey	Player IN		12:27		12 - ANDERSON Patrick	2 Pt. Miss	
20:00		9 - NORTON Ross	Player IN		12:25			Defens.Rebound	11 - JOHNSON Dan
20:00		11 - BORISOFF Jaimie	Player IN		12:08			Turnover	9 - POLLOCK Jonathan
20:00		12 - ANDERSON Patrick	Player IN		11:37		12 - ANDERSON Patrick	2 Pt. Miss	
20:00		10 - HALL Ken	Player IN		11:37			Player OUT	12 - BLAKE Andrew
20:00			Player IN	9 - POLLOCK Jonathan	11:37			Player OUT	15 - BRAMLEY David
20:00			Player IN	11 - JOHNSON Dan	11:37			Player OUT	10 - ADEPITAN Ade
20:00			Player IN	15 - BRAMLEY David	11:37			Player IN	4 - CAINE Steve
20:00			Player IN	12 - BLAKE Andrew	11:37			Player IN	7 - BYWATER Terry
20:00			Player IN		11:37			Player IN	8 - MUNN Simon

Wheelchair Basketball

Wheelchair Basketball

Wheelchair Basketball

Wheelchair Basketball

Time	Score	Canada	Action	Great Britain	Time	Score	Canada	Action	Great Britain
SECOND HALF					SECOND HALF				
11:37			Player OUT	11 - JOHNSON Dan	6:34		13 - STOUTENBURG Chris	Turnover	
11:37			Player IN	6 - HAYES Kevin	6:20			2 Pt. Miss	9 - POLLOCK Jonathan
11:22		11 - BORISOFF Jaimie (P4,T5)	Foul		6:15		13 - STOUTENBURG Chris	Defens.Rebound	
11:22		12 - ANDERSON Patrick	Player OUT		6:14			Foul	4 - CAINE Steve (P2,T7)
11:22		6 - TREUER James	Player IN		6:01		4 - DUREPOS Dave	3 Pt. Miss	
11:22		11 - BORISOFF Jaimie	Player OUT		5:58			Defens.Rebound	7 - BYWATER Terry
11:22		13 - STOUTENBURG Chris	Player IN		5:50			2 Pt. Miss	4 - CAINE Steve
11:22			Free Th. Miss	4 - CAINE Steve	5:48			Offens.Rebound	7 - BYWATER Terry
11:22			Free Th. Miss	4 - CAINE Steve	5:48			2 Pt. Miss	7 - BYWATER Terry
11:10		8 - JOHNSON Joey (P2,T6)	Offensive Foul		5:44		12 - ANDERSON Patrick	Defens.Rebound	
11:10		8 - JOHNSON Joey	Turnover		5:20	58-36	4 - DUREPOS Dave	2 Pt. MADE	
10:59			2 Pt. Miss	4 - CAINE Steve	5:20		10 - HALL Ken	Assist	
10:57		8 - JOHNSON Joey	Defens.Rebound		5:05			2 Pt. Miss	13 - HOWLEY Fred
10:42		13 - STOUTENBURG Chris	2 Pt. Miss		5:02		12 - ANDERSON Patrick	Defens.Rebound	
10:39		8 - JOHNSON Joey	Offens.Rebound		4:43		15 - PETER Richard	2 Pt. Miss	
10:30		6 - TREUER James	2 Pt. Miss		4:41			Defens.Rebound	9 - POLLOCK Jonathan
10:28			Defens.Rebound	6 - HAYES Kevin	4:33	58-39		3 Pt. MADE	9 - POLLOCK Jonathan
10:20	50-34		2 Pt. in the paint	7 - BYWATER Terry	4:33			Assist	13 - HOWLEY Fred
9:52	52-34	8 - JOHNSON Joey	Assist	9 - POLLOCK Jonathan	4:14			Foul	13 - HOWLEY Fred (P1,T8)
9:52		6 - TREUER James	Assist		4:14			Player OUT	9 - POLLOCK Jonathan
9:37			3 Pt. Miss	7 - BYWATER Terry	4:14		12 - ANDERSON Patrick	Player OUT	12 - BLAKE Andrew
9:34			Offens.Rebound	9 - POLLOCK Jonathan	4:14		6 - TREUER James	Player IN	
9:26		8 - JOHNSON Joey	Steal		4:14	59-39	4 - DUREPOS Dave	Free Th. MADE	
9:25			Turnover	4 - CAINE Steve	4:14		4 - DUREPOS Dave	Free Th. Miss	
9:19		Canada	Fast Break		4:13			Defens.Rebound	12 - BLAKE Andrew
9:17	54-34	10 - HALL Ken	2 Pt. in the paint		4:07			Fast Break	Great Britain
9:17		6 - TREUER James	Assist		4:04	59-41		2 Pt. in the paint	6 - HAYES Kevin
8:55			2 Pt. Miss	9 - POLLOCK Jonathan	4:04			Assist	4 - CAINE Steve
8:41			Foul	9 - POLLOCK Jonathan (P3,T5)	3:51			Foul	6 - HAYES Kevin (P1,T9)
8:41		6 - TREUER James	Player OUT		3:51		4 - DUREPOS Dave	Free Th. Miss	
8:41		5 - HENDERSON Roy	Player OUT		3:51	60-41	4 - DUREPOS Dave	Free Th. MADE	
8:41		8 - JOHNSON Joey	Player OUT		3:49		13 - STOUTENBURG Chris (P3,T9)	Foul	
8:41		12 - ANDERSON Patrick	Player IN		3:49			Free Th. Miss	7 - BYWATER Terry
8:41		4 - DUREPOS Dave	Player IN		3:49	60-42		Free Th. MADE	7 - BYWATER Terry
8:41		15 - PETER Richard	Player IN		3:39		6 - TREUER James	Turnover	
8:41			Player OUT	8 - MUNN Simon	3:36			3 Pt. Miss	4 - CAINE Steve
8:41			Player IN	13 - HOWLEY Fred	3:33		Canada	Time Out	
8:30		4 - DUREPOS Dave	2 Pt. Miss		3:11		10 - HALL Ken	Turnover	
8:30		12 - ANDERSON Patrick	Offens.Rebound		3:02	60-44		2 Pt. in the paint	13 - HOWLEY Fred
8:30			Foul	4 - CAINE Steve (P1,T6)	3:02			Assist	4 - CAINE Steve
8:20		12 - ANDERSON Patrick	2 Pt. Miss		2:27		4 - DUREPOS Dave	3 Pt. Miss	
8:18		12 - ANDERSON Patrick	Offens.Rebound		2:25			Defens.Rebound	7 - BYWATER Terry
8:18		12 - ANDERSON Patrick	2 Pt. Miss		2:04	60-46		2 Pt. in the paint	4 - CAINE Steve
8:16		12 - ANDERSON Patrick	Offens.Rebound		1:35		15 - PETER Richard	2 Pt. Miss	
8:16	56-34	12 - ANDERSON Patrick	Tap MADE		1:33		13 - STOUTENBURG Chris	Offens.Rebound	
8:04		13 - STOUTENBURG Chris (P2,T7)	Foul		1:33	62-46	13 - STOUTENBURG Chris	Tap MADE	
8:04			Free Th. Miss	13 - HOWLEY Fred	1:21	62-48		2 Pt. MADE	4 - CAINE Steve
8:04			Free Th. Miss	13 - HOWLEY Fred	1:11			Foul	13 - HOWLEY Fred (P2,T10)
8:02		12 - ANDERSON Patrick	Defens.Rebound		1:11	63-48	10 - HALL Ken	Free Th. MADE	
7:48		15 - PETER Richard	2 Pt. Miss		1:11		10 - HALL Ken	Free Th. Miss	
7:46		15 - PETER Richard	Offens.Rebound		0:53			3 Pt. Miss	7 - BYWATER Terry
7:46		15 - PETER Richard	2 Pt. Miss		0:50		6 - TREUER James	Defens.Rebound	
7:44			Defens.Rebound	13 - HOWLEY Fred	0:43			Foul	12 - BLAKE Andrew (P2,T11)
7:17		10 - HALL Ken (P3,T8)	Foul		0:43	64-48	15 - PETER Richard	Free Th. MADE	
7:17	56-35		Free Th. MADE	7 - BYWATER Terry	0:43	65-48	15 - PETER Richard	Free Th. MADE	
7:17	56-36		Free Th. MADE	7 - BYWATER Terry	0:38			3 Pt. Miss	13 - HOWLEY Fred
7:09		15 - PETER Richard	2 Pt. Miss		0:34		15 - PETER Richard	Defens.Rebound	
7:05			Defens.Rebound	4 - CAINE Steve	0:21			Foul	4 - CAINE Steve (P3,T12)
6:49			3 Pt. Miss	9 - POLLOCK Jonathan	0:21	66-48	4 - DUREPOS Dave	Free Th. MADE	
6:46		15 - PETER Richard	Block Shot		0:21		4 - DUREPOS Dave	Free Th. Miss	
6:44		10 - HALL Ken	Defens.Rebound		0:20			Defens.Rebound	13 - HOWLEY Fred
6:42		15 - PETER Richard	2 Pt. Miss		0:10	66-51		3 Pt. MADE	7 - BYWATER Terry
6:42			Block Shot	9 - POLLOCK Jonathan	0:10			Assist	4 - CAINE Steve
6:42			Time Out	Great Britain	0:00			END OF PERIOD	
6:38			Steal	13 - HOWLEY Fred					

Wheelchair Basketball

Wheelchair Basketball

Wheelchair Basketball

Wheelchair Basketball

PRNWB00000194.00073 00102620:26V020

Match No: 53

CAN 66 vs 51 GBR

Start Time: 19:00

Attendance: 4102

Referees: WALLAART Edwin (NED)
GONZALES Anthony (USA)

CAMPOS PERIS Sergio (ESP)

Scoring by 5 min intervals:	CAN	GBR	1.HF				2.HF			
			10	18	26	34	46	50	58	66
			3	8	19	23	30	34	36	51

Canada (CAN)

No.	Name	MIN	PTS	Field Goals		2 Points		3 Points		Free Throws		Rebounds			AS	ST	TO	BS	PF
				M/A	%	M/A	%	M/A	%	M/A	%	OR	DR	TOT					
4	DUREPOS Dave	08:41	5	1/4	25.0	1/2	50.0	0/2	0.0	3/6	50.0								
5	HENDERSON Roy	12:58	2	1/2	50.0	1/2	50.0					1	1					3	
6	TREUER James	11:50	4	2/4	50.0	2/4	50.0					1	1	2		3		1	
7	DENNIS Jeff																		
* 8	JOHNSON Joey	27:32	10	5/9	55.6	5/9	55.6			0/3	0.0	5	9	14	1	1	2	2	2
* 9	NORTON Ross	18:21		0/1	0.0	0/1	0.0					2	2				1		2
* 10	HALL Ken	40:00	11	5/6	83.3	5/6	83.3			1/2	50.0	3	3	6		2		3	
* 11	BORISOFF Jaimie	26:16	2	1/3	33.3	1/3	33.3					4	4	1		1		4	
* 12	ANDERSON Patrick	31:57	28	14/24	58.3	14/23	60.9	0/1	0.0			7	8	15	7	1	2		
13	STOUTENBURG Chris	13:44	2	1/2	50.0	1/2	50.0					1	1	2			1		3
14	GAERTNER Travis																		
15	PETER Richard	08:41	2	0/6	0.0	0/6	0.0			2/2	100.0	1	1	2				1	
Team Coach																			
TOTALS			66	30/61	49.2	30/58	51.7	0/3	0.0	6/13	46.2	14	30	44	17	2	12	3	18
Coach	FROGLEY Michael																		
Assistant Coach	BOWES Paul	TONELLO Jerry																	

Great Britain (GBR)

No.	Name	MIN	PTS	Field Goals		2 Points		3 Points		Free Throws		Rebounds			AS	ST	TO	BS	PF
				M/A	%	M/A	%	M/A	%	M/A	%	OR	DR	TOT					
* 4	CAINE Steve	17:22	4	2/7	28.6	2/6	33.3	0/1	0.0	0/2	0.0		1	1	4		1		3
* 5	THOMAS Sinclair	05:45															1		1
6	HAYES Kevin	25:52	4	2/2	100.0	2/2	100.0					2	2	1					1
7	BYWATER Terry	11:37	8	2/5	40.0	1/2	50.0	1/3	33.3	3/4	75.0	1	2	3					
* 8	MUNN Simon	22:56	1	0/4	0.0	0/4	0.0			1/2	50.0	3	3	1					
* 9	POLLOCK Jonathan	33:24	17	6/19	31.6	2/9	22.2	4/10	40.0	1/2	50.0	1	2	3	3	1	2	1	3
10	ADEPITAN Ade	15:54	5	2/4	50.0	1/3	33.3	1/1	100.0	0/2	0.0	1	1	1	1		1		1
* 11	JOHNSON Dan	20:52	6	3/6	50.0	3/6	50.0					1	1	3					3
12	BLAKE Andrew	12:37										2	2						2
13	HOWLEY Fred	08:41	2	1/3	33.3	1/2	50.0	0/1	0.0	0/2	0.0	2	2	1	1				2
14	PRICE Colin	02:22								0/2	0.0			1					
15	BRAMLEY David	22:38	4	2/5	40.0	2/5	40.0					2	3	5	1	1			3
Team Coach																			
TOTALS			51	20/55	36.4	14/39	35.9	6/16	37.5	5/16	31.3	5	18	23	16	3	5	1	18
Coach	TITMUSS David																		
Assistant Coach	SMITH Nigel	TOLFREY Vicky																	

	CAN	GBR
Points from Turnovers:	4	11
Biggest Lead:	22 (56-34)	0
Second Chance Points:	14	4
Lead Changes:		

	CAN	GBR
Points in the Paint:	46	18
Biggest Scoring Run:	8-0 (14-3)	10-2 (46-60)
Fast Break Points:	8	4
Times Tied:		

Legend:

MIN : Minutes Played **M/A** : Made/Attempts **%** : Shooting Percentage **OR** : Offensive Rebounds
DR : Defensive Rebounds **TOT** : Total Rebounds **AS** : Assist **ST** : Steals
TO : Turnovers **BS** : Blocked Shots **PF** : Fouls **PTS** : Points
HF : Half of Time **OT** : Over Time * : Starting/Initial

PRNWB00000195.00076B 00102620:27V070

Preliminary Group A								MATCHES			POINTS		Class.
Rank		CAN	USA	GBR	GER	MEX	RSA	PLAY	WON	LOST	FOR	AGST	Points
1	CAN		58-45	55-50	68-43	61-33	85-25	5	5	0	327	196	10
2	USA	45-58		74-65	58-46	60-44	97-25	5	4	1	334	238	9
3	GBR	50-55	65-74		61-43	70-58	83-32	5	3	2	329	262	8
4	GER	43-68	46-58	43-61		69-56	113-27	5	2	3	314	270	7
5	MEX	33-61	44-60	58-70	56-69		83-34	5	1	4	274	294	6
6	RSA	25-85	25-97	32-83	27-113	34-83		5	0	5	143	461	5

Preliminary Group B								MATCHES			POINTS		Class.
Rank		NED	FRA	AUS	SWE	JPN	KOR	PLAY	WON	LOST	FOR	AGST	Points
1	NED		76-51	48-47	62-45	62-52	83-48	5	5	0	331	243	10
2	FRA	51-76		63-54	51-50	67-44	65-48	5	4	1	297	272	9
3	AUS	47-48	54-63		69-54	64-36	77-33	5	3	2	311	234	8
4	SWE	45-62	50-51	54-69		60-43	57-55	5	2	3	266	280	7
5	JPN	52-62	44-67	36-64	43-60		64-43	5	1	4	239	296	6
6	KOR	48-83	48-65	33-77	55-57	43-64		5	0	5	227	346	5

Classification

Phase	Teams	Result
Quarterfinals 1 - 8	USA vs AUS	62-54
Quarterfinals 1 - 8	NED vs GER	72-66
Quarterfinals 1 - 8	FRA vs GBR	56-67
Quarterfinals 1 - 8	CAN vs SWE	73-39
Semifinals 9 - 12	MEX vs KOR	70-56
Semifinals 9 - 12	JPN vs RSA	81-29
Semifinals 1 - 4	USA vs NED	26-Oct
Semifinals 1 - 4	CAN vs GBR	66-51
Final 1 - 2	CAN	28-Oct
Final 3 - 4	GBR	28-Oct
Semifinals 5 - 8	AUS vs GER	27-Oct
Semifinals 5 - 8	SWE vs FRA	27-Oct
Final 5 - 6		28-Oct
Final 7 - 8		28-Oct
Final 9 - 10	MEX vs JPN	28-Oct
Final 11- 12	KOR vs RSA	28-Oct

Final Standings

Medal Rank Team

PRNWB00000196.00084A 00102620:27V050

Canada (CAN)

After 7 Matches

No.	Name	G	MIN	MPG	PTS	PPG	Field Goals		2 Points		3 Points		Free Throws		Rebounds			AS	ST	TO	BS	PF
							M/A	%	M/A	%	M/A	%	M/A	%	OR	DR	TOT					
4	DUREPOS Dave	7	92:20	13:11	45	6.4	14/43	32.6	13/34	38.2	1/9	11.1	16/28	57.1	2	9	11	5	3	6	3	7
5	HENDERSON Roy	7	82:54	11:50	16	2.3	7/14	50.0	7/14	50.0			2/4	50.0	6	10	16		2	7		10
6	TREUER James	7	78:31	11:13	45	6.4	19/36	52.8	19/36	52.8			7/18	38.9	6	17	23	13		14		11
7	DENNIS Jeff	5	34:23	6:52	20	4.0	9/21	42.9	9/21	42.9			2/4	50.0	11	2	13	6	1	4		3
8	JOHNSON Joey	7	140:21	20:03	44	6.3	20/42	47.6	20/42	47.6			4/12	33.3	16	45	61	8	3	15	6	13
9	NORTON Ross	7	199:51	28:33	21	3.0	10/23	43.5	10/23	43.5			1/8	12.5	3	19	22	8	1	13		16
10	HALL Ken	7	193:16	27:36	35	5.0	17/28	60.7	17/28	60.7			1/6	16.7	3	17	20	19	1	16		8
11	BORISOFF Jaimie	7	148:31	21:13	16	2.3	7/17	41.2	7/17	41.2			2/4	50.0		10	10	10		4		14
12	ANDERSON Patrick	7	188:06	26:52	138	19.7	58/102	56.9	55/91	60.4	3/11	27.3	19/29	65.5	22	63	85	31	15	11	4	12
13	STOUTENBURG Chris	6	83:48	13:58	23	3.8	11/14	78.6	11/14	78.6			1/7	14.3	2	7	9	2		6		10
14	GAERTNER Travis	5	50:22	10:04	27	5.4	10/15	66.7	10/15	66.7			7/17	41.2		3	3	1		2		7
15	PETER Richard	7	107:37	15:22	36	5.1	12/32	37.5	12/31	38.7	0/1	0.0	12/18	66.7	4	9	13	8	5	5	1	17
Team/Coach																						
TOTALS					466	66.6	194/387	50.1	190/366	51.9	4/21	19.0	74/155	47.7	75	211	286	111	31	103	14	128
OPPONENTS					286	40.9	117/386	30.3	107/330	32.4	10/56	17.9	42/110	38.2	57	137	194	67	27	106	9	151

	CAN	OPPONENTS
Points from Turnovers	103	69
Points in the Paint	300	116
Second Chance Points	65	30
Fast Break Points	50	30

AVERAGES PER GAME

	CAN	OPPONENTS
Total Field Goals Made	27.7	16.7
2 Points Field Goals Made	27.1	15.3
3 Points Field Goals Made	0.6	1.4
Free Throws Made	10.6	6.0
Offensive Rebounds	10.7	8.1
Deffensive Rebounds	30.1	19.6
Total Rebounds	40.9	27.7
Assists	15.9	9.6
Steals	4.4	3.9
Turnovers	14.7	15.1
Blocked Shots	2.0	1.3
Fouls	18.3	21.6
Points from Turnovers	14.7	9.9
Points in the Paint	42.9	16.6
Second Chance Points	9.3	4.3
Fast Break Points	7.1	4.3

Legend:

G : Games Played	MIN : Minutes Played	MPG : Minutes Played per Game	PTS : Points
PPG : Points per Game	M/A : Made/Attempts	% : Shooting Percentage	OR : Offensive Rebounds
DR : Defensive Rebounds	TOT : Total Rebounds	AS : Assists	ST : Steals
TO : Turnovers	BS : Blocked Shots	PF : Fouls	

PRNWB00000197.00084A 00102620:28V050

Great Britain (GBR)

After 7 Matches

No.	Name	G	MIN	MPG	PTS	PPG	Field Goals		2 Points		3 Points		Free Throws		Rebounds			AS	ST	TO	BS	PF
							M/A	%	M/A	%	M/A	%	M/A	%	OR	DR	TOT					
4	CAINE Steve	7	124:08	17:44	40	5.7	14/29	48.3	13/26	50.0	1/3	33.3	11/17	64.7	5	8	13	14	1	12		16
5	THOMAS Sinclair	7	112:49	16:07	34	4.9	15/26	57.7	15/26	57.7			4/14	28.6	5	21	26	10	1	4	2	10
6	HAYES Kevin	5	76:08	15:13	16	3.2	8/15	53.3	8/15	53.3						4	4	2	1	1		5
7	BYWATER Terry	3	30:30	10:10	21	7.0	7/21	33.3	6/13	46.2	1/8	12.5	6/7	85.7	4	8	12	3		1	1	1
8	MUNN Simon	7	204:21	29:11	70	10.0	32/81	39.5	32/75	42.7	0/6	0.0	6/15	40.0	23	50	73	6	6	15	5	18
9	POLLOCK Jonathan	7	201:11	28:44	67	9.6	23/82	28.0	10/42	23.8	13/40	32.5	8/11	72.7	6	13	19	23	1	14	1	23
10	ADEPITAN Ade	7	90:46	12:58	40	5.7	14/27	51.9	9/21	42.9	5/6	83.3	7/15	46.7	7	3	10	10		8		12
11	JOHNSON Dan	7	185:24	26:29	58	8.3	24/58	41.4	24/58	41.4			10/14	71.4	13	9	22	20	6	16		19
12	BLAKE Andrew	7	145:12	20:44	16	2.3	7/19	36.8	7/18	38.9	0/1	0.0	2/5	40.0	3	36	39	4	2	4		12
13	HOWLEY Fred	3	26:40	8:53	8	2.7	4/8	50.0	4/5	80.0	0/3	0.0	0/2	0.0		5	5	3	1			4
14	PRICE Colin	7	152:24	21:46	55	7.9	26/52	50.0	26/52	50.0			3/14	21.4	5	14	19	25	2	15	1	20
15	BRAMLEY David	7	75:27	10:46	22	3.1	10/20	50.0	10/19	52.6	0/1	0.0	2/4	50.0	5	15	20	1	1	1	1	8
Team/Coach																						
TOTALS					447	63.9	184/438	42.0	164/370	44.3	20/68	29.4	59/118	50.0	76	186	262	121	22	91	11	148
OPPONENTS					384	54.9	158/401	39.4	152/358	42.5	6/43	14.0	62/119	52.1	60	169	229	87	33	106	8	130

Wheelchair Basketball

Wheelchair Basketball

Wheelchair Basketball

Wheelchair Basketball

AVERAGES PER GAME

	GBR	OPPONENTS
Points from Turnovers	99	81
Points in the Paint	208	214
Second Chance Points	56	46
Fast Break Points	43	46

	GBR	OPPONENTS
Total Field Goals Made	26.3	22.6
2 Points Field Goals Made	23.4	21.7
3 Points Field Goals Made	2.9	0.9
Free Throws Made	8.4	8.9
Offensive Rebounds	10.9	8.6
Deffensive Rebounds	26.6	24.1
Total Rebounds	37.4	32.7
Assists	17.3	12.4
Steals	3.1	4.7
Turnovers	13.0	15.1
Blocked Shots	1.6	1.1
Fouls	21.1	18.6
Points from Turnovers	14.1	11.6
Points in the Paint	29.7	30.6
Second Chance Points	8.0	6.6
Fast Break Points	6.1	6.6

Legend:

G : Games Played	MIN : Minutes Played	MPG : Minutes Played per Game	PTS : Points
PPG : Points per Game	M/A : Made/Attempts	% : Shooting Percentage	OR : Offensive Rebounds
DR : Defensive Rebounds	TOT : Total Rebounds	AS : Assists	ST : Steals
TO : Turnovers	BS : Blocked Shots	PF : Fouls	

PRNWB00000198.00073 00102621:37V010

Match No: 54

USA 22 vs 36 NED

Start Time: 21:00

Attendance:

Referees: ESHENKO Vladimer (CAN)
RAMOT Itzhack (ISR)

GAUTHIER Sebastien (CAN)

FIRST HALF

Scoring by 5 min intervals: **USA**
NED

6	11	18	22
6	16	26	36

United States of America (USA)

No.	Name	MIN	PTS	Field Goals		2 Points		3 Points		Free Throws		Rebounds			AS	ST	TO	BS	PF
				M/A	%	M/A	%	M/A	%	M/A	%	OR	DR	TOT					
* 4	BARBER Eric	07:36	2	1/1	100.0	1/1	100.0												
5	JUETTE Melvin Sean	12:24		0/2	0.0	0/2	0.0					4		4			1		1
6	TEW Steve																		
7	GILL JR Chuck	12:24	1	0/3	0.0	0/3	0.0			1/4	25.0	2	1	3			2		1
8	HERNANDEZ William																		
* 9	WALLER William Henry	17:05		0/3	0.0	0/3	0.0					2	2	4			1		1
10	SCHLAPPI Mike Palmer																		
* 11	SCHULTE Paul	16:50	6	1/4	25.0	1/4	25.0			4/6	66.7	1	1	1	2	1	2		2
12	KILEY David Paul	06:05	2	0/3	0.0	0/3	0.0			2/2	100.0	1	1	1	1				2
13	BELL Curtis																		
* 14	JOHNSON Larry	20:00	9	4/8	50.0	4/7	57.1	0/1	0.0	1/2	50.0		2	2	1	1	2		
* 15	GLASBRENNER Jeffrey James	07:36	2	1/1	100.0	1/1	100.0										1		1
Team Coach																			
TOTALS			22	7/25	28.0	7/24	29.2	0/1	0.0	8/14	57.1	8	7	15	4	2	9		8
Coach	BYRNES Dan																		
Assistant Coach	BURNS Frank	PHILLIPS Mo																	

Netherlands (NED)

No.	Name	MIN	PTS	Field Goals		2 Points		3 Points		Free Throws		Rebounds			AS	ST	TO	BS	PF
				M/A	%	M/A	%	M/A	%	M/A	%	OR	DR	TOT					
4	OOSTERBOSCH Mario																		
5	DETTMER Ruud	04:00											1	1					
* 6	de ROOIJ Anton	20:00	6	3/5	60.0	3/5	60.0						1	1	1			1	2
* 7	JEBARI Mustafa	16:00	8	4/4	100.0	4/4	100.0			0/1	0.0	2		2	3				3
8	van GENT Arie																		
* 9	de GOEDE Frank	14:21	2	1/3	33.3	1/3	33.3										3		3
* 10	van der LINDEN Gert Jan	20:00	8	3/6	50.0	3/3	100.0	0/3	0.0	2/6	33.3	1	2	3	5	1	3		2
11	't LAM Wim																		
* 12	JANSENS Koen	20:00	10	5/11	45.5	5/11	45.5					1	5	6	2				1
13	MARTENS Rene	01:39																	
14	van de BUNTE Kees																		
15	van der WERF Kornelis	04:00	2	1/1	100.0	1/1	100.0					1	1	2					
Team Coach																			
TOTALS			36	17/30	56.7	17/27	63.0	0/3	0.0	2/7	28.6	5	10	15	11	1	6	1	11
Coach	VERHEUVEL Rob																		
Assistant Coach	VERGOOSSEN Luc																		

	USA	NED
Points from Turnovers:	6	6
Biggest Lead:	2 (2-0)	14 (36-22)
Second Chance Points:	7	5
Lead Changes:	3	

	USA	NED
Points in the Paint:	6	20
Biggest Scoring Run:	4-0 (6-4)	8-0 (12-6)
Fast Break Points:	2	
Times Tied:	3	

Legend:

MIN : Minutes Played **M/A** : Made/Attempts **%** : Shooting Percentage **OR** : Offensive Rebounds
DR : Defensive Rebounds **TOT** : Total Rebounds **AS** : Assist **ST** : Steals
TO : Turnovers **BS** : Blocked Shots **PF** : Fouls **PTS** : Points
HF : Half of Time **OT** : Over Time * : Starting/Initial

PRNWB00000199.00069 00102622:28V010

Match No: 54

USA 62 vs 63 NED

Start Time: 21:00

Attendance: 4102

Referees: ESHENKO Vladimer (CAN)
RAMOT Itzhack (ISR)

GAUTHIER Sebastien (CAN)

Scoring by 5 min intervals: **USA**
NED

1.HF				2.HF			
6	11	18	22	33	45	53	62
6	16	26	36	45	53	61	63

Time	Score	United States	Action	Netherlands	Time	Score	United States	Action	Netherlands
FIRST HALF					FIRST HALF				
20:00		4 - BARBER Eric	Player IN		12:24		15 - GLASBRENNER J.J.	Player OUT	
20:00		9 - WALLER William Henry	Player IN		12:24		5 - JUETTE Melvin Sean	Player IN	
20:00		11 - SCHULTE Paul	Player IN		12:24		7 - GILL JR Chuck	Player IN	
20:00		14 - JOHNSON Larry	Player IN		12:24	7-12	14 - JOHNSON Larry	Free Th. MADE	
20:00		15 - GLASBRENNER J.J.	Player IN		12:24		14 - JOHNSON Larry	Free Th. Miss	
20:00			Player IN	6 - de ROOIJ Anton	12:21			Defens.Rebound	10 - van der LINDEN G.J.
20:00			Player IN	7 - JEBARI Mustafa	12:10		14 - JOHNSON Larry	Steal	
20:00			Player IN	9 - de GOEDE Frank	12:07			Turnover	10 - van der LINDEN G.J.
20:00			Player IN	10 - van der LINDEN G.J.	11:51		14 - JOHNSON Larry	3 Pt. Miss	
20:00			Player IN	12 - JANSSENS Koen	11:47		5 - JUETTE Melvin Sean	Offens.Rebound	
19:49	2-0	15 - GLASBRENNER J.J.	2 Pt. in the paint		11:39	9-12	14 - JOHNSON Larry	2 Pt. MADE	
19:49		11 - SCHULTE Paul	Assist		11:21	9-14		2 Pt. in the paint	12 - JANSSENS Koen
19:25	2-2		2 Pt. MADE	12 - JANSSENS Koen	11:18			Assist	10 - van der LINDEN G.J.
18:58		11 - SCHULTE Paul	2 Pt. Miss		11:10			Foul	6 - de ROOIJ Anton (P2,T6)
18:57			Defens.Rebound	12 - JANSSENS Koen	11:10	10-14	11 - SCHULTE Paul	Free Th. MADE	
18:40	2-4		2 Pt. MADE	12 - JANSSENS Koen	11:10	11-14	11 - SCHULTE Paul	Free Th. MADE	
18:40			Assist	10 - van der LINDEN G.J.	10:58	11-16		2 Pt. in the paint	7 - JEBARI Mustafa
18:23		11 - SCHULTE Paul (P1,T1)	Offensive Foul		10:58			Assist	6 - de ROOIJ Anton
18:23		11 - SCHULTE Paul	Turnover		10:51		5 - JUETTE Melvin Sean (P1,T4)	Offensive Foul	
18:08			2 Pt. Miss	6 - de ROOIJ Anton	10:51		5 - JUETTE Melvin Sean	Turnover	
17:50			Foul	7 - JEBARI Mustafa (P1,T1)	10:51			Turnover	9 - de GOEDE Frank
17:41			Foul	9 - de GOEDE Frank (P1,T2)	10:32		11 - SCHULTE Paul	2 Pt. Miss	
17:22	4-4	11 - SCHULTE Paul	2 Pt. in the paint		10:29			Defens.Rebound	12 - JANSSENS Koen
17:22		14 - JOHNSON Larry	Assist		10:09			2 Pt. Miss	12 - JANSSENS Koen
17:06			Turnover	10 - van der LINDEN G.J.	10:06			Offens.Rebound	7 - JEBARI Mustafa
17:06			Time Out	Netherlands	9:53	11-18		2 Pt. in the paint	10 - van der LINDEN G.J.
16:45	6-4	4 - BARBER Eric	2 Pt. MADE		9:53			Assist	7 - JEBARI Mustafa
16:29	6-6		2 Pt. in the paint	9 - de GOEDE Frank	9:35		7 - GILL JR Chuck	2 Pt. Miss	
16:29			Assist	10 - van der LINDEN G.J.	9:32		9 - WALLER William Henry	Offens.Rebound	
16:23			Foul	6 - de ROOIJ Anton (P1,T3)	9:16	13-18	14 - JOHNSON Larry	2 Pt. MADE	
16:14		11 - SCHULTE Paul	2 Pt. Miss		8:57			Turnover	9 - de GOEDE Frank
16:13			Defens.Rebound	12 - JANSSENS Koen	8:50		United States	Fast Break	
15:45			2 Pt. Miss	6 - de ROOIJ Anton	8:49	15-18	14 - JOHNSON Larry	2 Pt. in the paint	
15:42		14 - JOHNSON Larry	Defens.Rebound		8:49		11 - SCHULTE Paul	Assist	
15:26		11 - SCHULTE Paul	Turnover		8:49		11 - SCHULTE Paul	Player OUT	
15:20		15 - GLASBRENNER J.J. (P1,T2)	Foul		8:49		12 - KILEY David Paul	Player IN	
15:03			2 Pt. Miss	9 - de GOEDE Frank	8:38	15-20		2 Pt. in the paint	7 - JEBARI Mustafa
15:01		9 - WALLER William Henry	Defens.Rebound		8:31			Steal	10 - van der LINDEN G.J.
14:44	6-8		2 Pt. MADE	6 - de ROOIJ Anton	8:31		7 - GILL JR Chuck	Turnover	
14:31		15 - GLASBRENNER J.J.	Turnover		8:27			3 Pt. Miss	10 - van der LINDEN G.J.
14:26			2 Pt. Miss	9 - de GOEDE Frank	8:09		12 - KILEY David Paul	2 Pt. Miss	
14:15			Foul	10 - van der LINDEN G.J. (P1,T4)	8:06		7 - GILL JR Chuck	Offens.Rebound	
14:07		9 - WALLER William Henry	2 Pt. Miss		8:04		7 - GILL JR Chuck	2 Pt. Miss	
14:05			Defens.Rebound	6 - de ROOIJ Anton	8:02		5 - JUETTE Melvin Sean	Offens.Rebound	
13:53		9 - WALLER William Henry (P1,T3)	Foul		8:02		5 - JUETTE Melvin Sean	2 Pt. Miss	
13:47			2 Pt. Miss	12 - JANSSENS Koen	7:58		9 - WALLER William Henry	Offens.Rebound	
13:40	6-10		2 Pt. MADE	10 - van der LINDEN G.J.	7:58		9 - WALLER William Henry	2 Pt. Miss	
13:40			Assist	12 - JANSSENS Koen	7:57		7 - GILL JR Chuck	Offens.Rebound	
13:24		9 - WALLER William Henry	2 Pt. Miss		7:57			Foul	12 - JANSSENS Koen (P1,T7)
13:21			Defens.Rebound	12 - JANSSENS Koen	7:57		7 - GILL JR Chuck	Free Th. Miss	
13:14		11 - SCHULTE Paul	Steal		7:57	16-20	7 - GILL JR Chuck	Free Th. MADE	
13:11			Turnover	10 - van der LINDEN G.J.	7:47	16-22		2 Pt. MADE	6 - de ROOIJ Anton
12:59		14 - JOHNSON Larry	Turnover		7:47			Assist	10 - van der LINDEN G.J.
12:59		United States	Time Out		7:14		12 - KILEY David Paul	2 Pt. Miss	
12:45	6-12		2 Pt. MADE	7 - JEBARI Mustafa	7:02		9 - WALLER William Henry	Turnover	
12:24			Foul	9 - de GOEDE Frank (P2,T5)	6:58			Turnover	9 - de GOEDE Frank
12:24		4 - BARBER Eric	Player OUT		6:45			Foul	7 - JEBARI Mustafa (P2,T8)

Wheelchair Basketball

MEN SEMIFINALS 1-4 PLAY BY PLAY

THU 26 OCT 2000

SYDNEY SUPERDOME

Time	Score	United States	Action	Netherlands	Time	Score	United States	Action	Netherlands
FIRST HALF					FIRST HALF				
6:45		7 - GILL JR Chuck	Free Th. Miss		0:42			Assist	10 - van der LINDEN G.J.
6:45		7 - GILL JR Chuck	Free Th. Miss		0:25		7 - GILL JR Chuck	2 Pt. Miss	
6:44			Defens.Rebound	10 - van der LINDEN G.J.	0:22			Defens.Rebound	5 - DETTMER Ruud
6:32	16-24		2 Pt. in the paint	7 - JEBARI Mustafa	0:01			2 Pt. Miss	12 - JANSSENS Koen
6:32			Assist	12 - JANSSENS Koen	0:00		7 - GILL JR Chuck	Defens.Rebound	
6:32		12 - KILEY David Paul (P1,T5)	Foul		SECOND HALF				
6:32			Free Th. Miss	7 - JEBARI Mustafa	20:00			Player IN	5 - DETTMER Ruud
6:29			Offens.Rebound	7 - JEBARI Mustafa	20:00			Player IN	6 - de ROOIJ Anton
6:27			2 Pt. Miss	12 - JANSSENS Koen	20:00			Player IN	10 - van der LINDEN G.J.
6:25		14 - JOHNSON Larry	Defens.Rebound		20:00			Player IN	12 - JANSSENS Koen
6:22		14 - JOHNSON Larry	Turnover		20:00			Player IN	15 - van der WERF K.
6:05	16-26		2 Pt. MADE	6 - de ROOIJ Anton	20:00		4 - BARBER Eric	Player IN	
6:05			Assist	7 - JEBARI Mustafa	20:00		9 - WALLER William Henry	Player IN	
5:39			Foul	9 - de GOEDE Frank (P3,T9)	20:00		11 - SCHULTE Paul	Player IN	
5:39		9 - WALLER William Henry	Player OUT		20:00		14 - JOHNSON Larry	Player IN	
5:39		11 - SCHULTE Paul	Player IN		20:00		15 - GLASBRENNER J.J.	Player IN	
5:39			Player OUT	9 - de GOEDE Frank					
5:39			Player IN	13 - MARTENS Rene	19:50	24-36	15 - GLASBRENNER J.J.	2 Pt. in the paint	
5:39	17-26	12 - KILEY David Paul	Free Th. MADE		19:50		4 - BARBER Eric	Assist	
5:39	18-26	12 - KILEY David Paul	Free Th. MADE		19:50			Foul	15 - van der WERF K. (P1,T1)
5:22			3 Pt. Miss	10 - van der LINDEN G.J.	19:50		15 - GLASBRENNER J.J.	Free Th. MADE	
5:20		11 - SCHULTE Paul	Defens.Rebound		19:38			Fast Break	Netherlands
4:56		7 - GILL JR Chuck	Turnover		19:36	25-38		2 Pt. in the paint	10 - van der LINDEN G.J.
4:38	18-28		2 Pt. in the paint	12 - JANSSENS Koen	19:10		15 - GLASBRENNER J.J.	2 Pt. in the paint	
4:38			Assist	7 - JEBARI Mustafa	19:10		11 - SCHULTE Paul	Assist	
4:09		12 - KILEY David Paul	2 Pt. Miss		19:10			Foul	15 - van der WERF K. (P2,T2)
4:06		5 - JUETTE Melvin Sean	Offens.Rebound		19:10	28-38	15 - GLASBRENNER J.J.	Free Th. MADE	
4:06		5 - JUETTE Melvin Sean	2 Pt. Miss		18:55	28-40		2 Pt. in the paint	12 - JANSSENS Koen
4:06			Block Shot	6 - de ROOIJ Anton	18:55			Assist	10 - van der LINDEN G.J.
4:01			Foul	7 - JEBARI Mustafa (P3,T10)	18:55		11 - SCHULTE Paul (P3,T1)	Foul	
4:01		11 - SCHULTE Paul	Free Th. Miss		18:55	28-41		Free Th. MADE	12 - JANSSENS Koen
4:01		11 - SCHULTE Paul	Free Th. Miss		18:28	30-41	14 - JOHNSON Larry	2 Pt. in the paint	
4:00		7 - GILL JR Chuck (P1,T6)	Technical Foul		18:28		11 - SCHULTE Paul	Assist	
4:00			Player OUT	7 - JEBARI Mustafa	17:59			Turnover	6 - de ROOIJ Anton
4:00			Player OUT	13 - MARTENS Rene	17:50		15 - GLASBRENNER J.J.	2 Pt. Miss	
4:00			Player IN	5 - DETTMER Ruud	17:48			Defens.Rebound	12 - JANSSENS Koen
4:00			Player IN	15 - van der WERF K.	17:47		11 - SCHULTE Paul (P4,T2)	Foul	
4:00			Free Th. Miss	10 - van der LINDEN G.J.	17:47		11 - SCHULTE Paul	Player OUT	
4:00			Free Th. Miss	10 - van der LINDEN G.J.	17:47		8 - HERNANDEZ William	Player IN	
3:58			Offens.Rebound	12 - JANSSENS Koen	17:38			2 Pt. Miss	10 - van der LINDEN G.J.
3:55			2 Pt. Miss	12 - JANSSENS Koen	17:36			Offens.Rebound	15 - van der WERF K.
3:53		12 - KILEY David Paul	Defens.Rebound		17:34	30-43		2 Pt. in the paint	15 - van der WERF K.
3:40		14 - JOHNSON Larry	2 Pt. Miss		17:12	32-43	15 - GLASBRENNER J.J.	2 Pt. in the paint	
3:37			Defens.Rebound	15 - van der WERF K.	17:12		8 - HERNANDEZ William	Assist	
3:24	18-30		2 Pt. in the paint	10 - van der LINDEN G.J.	16:54			2 Pt. Miss	12 - JANSSENS Koen
3:00	20-30	14 - JOHNSON Larry	2 Pt. MADE		16:48		8 - HERNANDEZ William	Defens.Rebound	
3:00		12 - KILEY David Paul	Assist		16:28			Foul	12 - JANSSENS Koen (P2,T3)
2:44		12 - KILEY David Paul (P2,T7)	Foul		16:28		7 - GILL JR Chuck	Player IN	
2:44		12 - KILEY David Paul	Player OUT		16:25			Foul	5 - DETTMER Ruud (P1,T4)
2:44		9 - WALLER William Henry	Player IN		16:17		15 - GLASBRENNER J.J.	2 Pt. Miss	
2:44	20-31		Free Th. MADE	10 - van der LINDEN G.J.	16:15			Defens.Rebound	12 - JANSSENS Koen
2:44			Free Th. Miss	10 - van der LINDEN G.J.	16:04	32-45		2 Pt. in the paint	12 - JANSSENS Koen
2:37			Offens.Rebound	15 - van der WERF K.	16:04			Assist	10 - van der LINDEN G.J.
2:34	20-33		2 Pt. in the paint	15 - van der WERF K.	15:47			Foul	5 - DETTMER Ruud (P2,T5)
2:24		14 - JOHNSON Larry	2 Pt. Miss		15:47	33-45	15 - GLASBRENNER J.J.	Free Th. MADE	
2:22		5 - JUETTE Melvin Sean	Offens.Rebound		15:47		15 - GLASBRENNER J.J.	Free Th. Miss	
2:14			Foul	10 - van der LINDEN G.J. (P2,T11)	15:45			Defens.Rebound	12 - JANSSENS Koen
2:14	21-33	11 - SCHULTE Paul	Free Th. MADE		15:26			Offensive Foul	10 - van der LINDEN G.J. (P3,T6)
2:14	22-33	11 - SCHULTE Paul	Free Th. MADE		15:26			Turnover	10 - van der LINDEN G.J.
1:43			3 Pt. Miss	10 - van der LINDEN G.J.	15:26			Player OUT	15 - van der WERF K.
1:36			2 Pt. Miss	12 - JANSSENS Koen	15:26			Player IN	11 - t LAM Wim
1:31			Offens.Rebound	10 - van der LINDEN G.J.	15:09		8 - HERNANDEZ William	2 Pt. Miss	
1:21		11 - SCHULTE Paul (P2,T8)	Foul		15:07			Defens.Rebound	12 - JANSSENS Koen
1:21	22-34		Free Th. MADE	10 - van der LINDEN G.J.	14:55		14 - JOHNSON Larry (P1,T3)	Foul	
1:21			Free Th. Miss	10 - van der LINDEN G.J.	14:46	33-47		2 Pt. MADE	12 - JANSSENS Koen
1:19		9 - WALLER William Henry	Defens.Rebound		14:46			Assist	10 - van der LINDEN G.J.
0:57		14 - JOHNSON Larry	2 Pt. Miss		14:23			Foul	5 - DETTMER Ruud (P3,T7)
0:54			Defens.Rebound	12 - JANSSENS Koen	14:13	35-47	14 - JOHNSON Larry	2 Pt. MADE	
0:42	22-36		2 Pt. in the paint	12 - JANSSENS Koen	14:02		8 - HERNANDEZ William (P1,T4)	Foul	

Wheelchair Basketball

Wheelchair Basketball

Wheelchair Basketball

Wheelchair Basketball

MEN SEMIFINALS 1-4 PLAY BY PLAY



THU 26 OCT 2000

SYDNEY SUPERDOME

Time	Score	United States	Action	Netherlands	Time	Score	United States	Action	Netherlands
SECOND HALF					SECOND HALF				
13:52	35-49		2 Pt. in the paint	11 - 't LAM Wim	6:53			Assist	12 - JANSSENS Koen
13:52			Assist	10 - van der LINDEN G.J.	6:53		9 - WALLER William Henry (P2,T6)	Foul	
13:35			Foul	6 - de ROOIJ Anton (P3,T8)	6:53			Free Th. Miss	7 - JEBARI Mustafa
13:35		8 - HERNANDEZ William	Free Th. Miss		6:50		14 - JOHNSON Larry	Defens.Rebound	
13:35	36-49	8 - HERNANDEZ William	Free Th. MADE		6:44		11 - SCHULTE Paul	2 Pt. Miss	
13:35		8 - HERNANDEZ William (P2,T5)	Foul		6:43			Defens.Rebound	12 - JANSSENS Koen
13:19	36-51		2 Pt. MADE	6 - de ROOIJ Anton	6:25			2 Pt. Miss	12 - JANSSENS Koen
13:19			Assist	10 - van der LINDEN G.J.	6:22		15 - GLASBRENNER J.J.	Defens.Rebound	
13:16		United States	Time Out		6:04	53-61	14 - JOHNSON Larry	2 Pt. MADE	
13:16		7 - GILL JR Chuck	Player OUT		5:39			2 Pt. Miss	12 - JANSSENS Koen
13:16		9 - WALLER William Henry	Player IN		5:36			Offens.Rebound	12 - JANSSENS Koen
13:16		8 - HERNANDEZ William	Player OUT		5:13			Offensive Foul	10 - van der LINDEN G.J. (P4,T12)
13:16		11 - SCHULTE Paul	Player IN		5:13			Turnover	10 - van der LINDEN G.J.
12:59		11 - SCHULTE Paul	2 Pt. Miss		5:02		15 - GLASBRENNER J.J.	2 Pt. Miss	
12:27			2 Pt. Miss	12 - JANSSENS Koen	4:59			Defens.Rebound	10 - van der LINDEN G.J.
12:25		11 - SCHULTE Paul	Defens.Rebound		4:50			2 Pt. Miss	12 - JANSSENS Koen
12:07		9 - WALLER William Henry	2 Pt. Miss		4:46		9 - WALLER William Henry	Defens.Rebound	
12:03		9 - WALLER William Henry	Offens.Rebound		4:46			Foul	13 - MARTENS Rene (P1,T13)
12:03	38-51	9 - WALLER William Henry	Tap MADE		4:46		9 - WALLER William Henry	Free Th. Miss	
11:36			2 Pt. Miss	10 - van der LINDEN G.J.	4:46	54-61	9 - WALLER William Henry	Free Th. MADE	
11:33		14 - JOHNSON Larry	Defens.Rebound		4:26			Turnover	10 - van der LINDEN G.J.
11:27		United States	Fast Break		4:15		11 - SCHULTE Paul	2 Pt. Miss	
11:27	40-51	14 - JOHNSON Larry	2 Pt. in the paint		4:13			Defens.Rebound	10 - van der LINDEN G.J.
11:27			Foul	11 - 't LAM Wim (P1,T9)	3:51		11 - SCHULTE Paul	Steal	
11:27	41-51	14 - JOHNSON Larry	Free Th. MADE		3:47			Turnover	13 - MARTENS Rene
11:07	41-53		2 Pt. in the paint	11 - 't LAM Wim	3:32		4 - BARBER Eric	2 Pt. Miss	
11:07			Assist	10 - van der LINDEN G.J.	3:29			Defens.Rebound	7 - JEBARI Mustafa
10:58			Foul	11 - 't LAM Wim (P2,T10)	3:10		15 - GLASBRENNER J.J.	Steal	
10:58	42-53	15 - GLASBRENNER J.J.	Free Th. MADE		3:08		United States	Turnover	7 - JEBARI Mustafa
10:58	43-53	15 - GLASBRENNER J.J.	Free Th. MADE		3:04		14 - JOHNSON Larry	Fast Break	
10:27			Turnover	12 - JANSSENS Koen	3:02	56-61	14 - JOHNSON Larry	2 Pt. in the paint	
10:16	45-53	15 - GLASBRENNER J.J.	2 Pt. in the paint		3:02		11 - SCHULTE Paul	Assist	
10:16		11 - SCHULTE Paul	Assist		2:50			2 Pt. Miss	12 - JANSSENS Koen
9:55			2 Pt. Miss	11 - 't LAM Wim	2:47		14 - JOHNSON Larry	Defens.Rebound	
9:51		11 - SCHULTE Paul	Defens.Rebound		2:39		United States	Fast Break	
9:45			Foul	6 - de ROOIJ Anton (P4,T11)	2:39	58-61	14 - JOHNSON Larry	2 Pt. MADE	
9:45			Time Out	Netherlands	2:39			Time Out	Netherlands
9:45			Player OUT	5 - DETTMER Ruud	2:08			2 Pt. Miss	10 - van der LINDEN G.J.
9:45			Player OUT	11 - 't LAM Wim	2:06		9 - WALLER William Henry	Defens.Rebound	
9:45			Player IN	7 - JEBARI Mustafa	1:54			Foul	12 - JANSSENS Koen (P3,T14)
9:45			Player IN	13 - MARTENS Rene	1:54			Player OUT	7 - JEBARI Mustafa
9:45	46-53	15 - GLASBRENNER J.J.	Free Th. MADE		1:54			Player OUT	13 - MARTENS Rene
9:45	47-53	15 - GLASBRENNER J.J.	Free Th. MADE		1:54			Player IN	5 - DETTMER Ruud
9:23			2 Pt. Miss	6 - de ROOIJ Anton	1:54			Player IN	15 - van der WERF K.
9:20		15 - GLASBRENNER J.J.	Defens.Rebound		1:54		11 - SCHULTE Paul	Free Th. Miss	
9:03			Steal	12 - JANSSENS Koen	1:54		11 - SCHULTE Paul	Free Th. Miss	
9:00		14 - JOHNSON Larry	Turnover		1:52			Defens.Rebound	12 - JANSSENS Koen
8:50	47-55		2 Pt. MADE	12 - JANSSENS Koen	1:52		15 - GLASBRENNER J.J. (P2,T7)	Foul	
8:50			Assist	7 - JEBARI Mustafa	1:29			2 Pt. Miss	6 - de ROOIJ Anton
8:21		15 - GLASBRENNER J.J.	2 Pt. Miss		1:27		9 - WALLER William Henry	Defens.Rebound	
8:20			Defens.Rebound	12 - JANSSENS Koen	1:11	60-61	11 - SCHULTE Paul	2 Pt. in the paint	
8:07	47-57		2 Pt. MADE	12 - JANSSENS Koen	1:11		14 - JOHNSON Larry	Assist	
8:07			Assist	10 - van der LINDEN G.J.	0:55	60-63		2 Pt. in the paint	10 - van der LINDEN G.J.
7:51	49-57	11 - SCHULTE Paul	2 Pt. MADE		0:29		11 - SCHULTE Paul	3 Pt. Miss	
7:51		14 - JOHNSON Larry	Assist		0:27		United States	Time Out	
7:42		14 - JOHNSON Larry	Steal		0:14		4 - BARBER Eric (P1,T8)	Foul	
7:39			Turnover	12 - JANSSENS Koen	0:14			Free Th. Miss	12 - JANSSENS Koen
7:37	51-57	11 - SCHULTE Paul	2 Pt. in the paint		0:14			Free Th. Miss	12 - JANSSENS Koen
7:37		14 - JOHNSON Larry	Assist		0:10		14 - JOHNSON Larry	Defens.Rebound	
7:22	51-59		2 Pt. in the paint	6 - de ROOIJ Anton	0:02		14 - JOHNSON Larry	3 Pt. Miss	
7:22			Assist	12 - JANSSENS Koen	0:00		15 - GLASBRENNER J.J.	Offens.Rebound	
7:10		11 - SCHULTE Paul	2 Pt. Miss		0:00	62-63	15 - GLASBRENNER J.J.	Tap MADE	
7:08			Defens.Rebound	6 - de ROOIJ Anton	0:00			END OF PERIOD	
6:53	51-61		2 Pt. in the paint	7 - JEBARI Mustafa					

Wheelchair Basketball

Wheelchair Basketball

Wheelchair Basketball

Wheelchair Basketball

PRNWB0000019A.00058 00102621:48V010

TIME	TEAMS	PHASE	Match No.	GENDER	LOCATION	REFEREES
9:30	SWE vs FRA	Semifinals 5-8	55	MEN	Sydney SuperDome	OTTO Jorg-ulich (GER) WALLAART Edwin (NED) CALIGIURI Gabriele (AUS)
11:30	AUS vs GER	Semifinals 5-8	56	MEN	Sydney SuperDome	BRIERE Gilles (CAN) VLUG Theodorus (NED) BURFORD Jonathon (USA)
14:30	GER vs GBR	7th-8th Place	57	WOMEN	Sydney SuperDome	ESHENKO Vladimer (CAN) BEHRE Christofer (SWE) SUGIYAMA Kaneyoshi (JPN)
16:30	USA vs MEX	5th-6th Place	58	WOMEN	Sydney SuperDome	ARNOLD Sharon (AUS) JUNGMANN Hans-Dieter (GER) CHUNG Hak Mo (KOR)
19:30	JPN vs NED	Bronze Medal	59	WOMEN	Sydney SuperDome	GAUTHIER Sebastien (CAN) DEWELL Ross (AUS) SCHOENACKER David (FRA)
21:30	AUS vs CAN	Gold Medal	60	WOMEN	Sydney SuperDome	ENGLISH Robert (GBR) RAMOT Itzhack (ISR) GONZALES Anthony (USA)

Wheelchair Basketball

Wheelchair Basketball

Wheelchair Basketball

Wheelchair Basketball

PRNWB0000019B.00051 00102621:49V010

Match No: 55

SWE vs FRA

Start Time: 9:30

Referees: OTTO Jorg-ulich (GER)
WALLAART Edwin (NED)

CALIGIURI Gabriele (AUS)

Sweden (SWE)

No.	Name	Class Points	Age	PPG	FG%	3FG%	FT%	RPG	APG	MPG
4	Haidari Hussein	3.0	21	7.7	31.4	11.8	40.0	3.8	2.3	20:47
5	JAMESON Per	1.5	38	0.5	16.7		50.0	1.7	1.0	23:31
6	FLensburg Daniel	2.5	29	0.5	16.7			1.0		4:27
7	GUSTAVSSON Joachim	4.0	28	4.5	27.1		33.3	5.0	0.3	15:48
8	ABLORH Enoch	4.0	28	3.2	30.4	0.0	45.5	1.8	0.5	10:59
9	WAPNER Christian	1.0	37	0.7	25.0		0.0	0.3	0.5	13:03
10	BERGLUND Gunnar	4.0	47	11.3	32.4	21.1	58.1	5.0	2.2	23:52
11	KOHLSTROEM Peter	2.5	25	1.5	50.0		66.7	1.5		5:34
12	AKERBERG Thomas	3.0	32	3.3	46.7	0.0	66.7	2.0	1.2	20:35
13	UHLEN Per	1.5	31	5.3	41.4	0.0	66.7	1.7	1.0	25:30
14	WEGEBORN Stefan	2.0	35	4.3	46.2		25.0	1.0	0.8	15:56
15	ANDERSSON Lars-Gunnar (C)	4.0	43	8.7	31.9	0.0	57.1	10.2	0.3	27:25
TEAM			32.8	50.8	33.1	14.3	50.4	34.2	10.2	
Coach	KARLSSON Kjell									
Assistant Coach	STAVEGREN Joakim									

SWE Played		
PR	FRA	50-51
PR	KOR	57-55
PR	NED	45-62
PR	AUS	54-69
PR	JPN	60-43
QF	CAN	39-73

France (FRA)

No.	Name	Class Points	Age	PPG	FG%	3FG%	FT%	RPG	APG	MPG
4	SALLEM Riadh	1.0	30	1.8	41.7	0.0	25.0	0.7		13:05
5	ABOUKIR Jean-Denis	2.5	34	4.0	41.7		66.7	2.2	1.5	22:12
6	LIBMAN Bertrand	3.0	29	1.3	33.3	0.0	33.3	3.2	0.2	10:46
7	COURNEIL Jerome	2.0	24	1.7	38.5		0.0	1.5	0.2	16:36
8	BOUSTILA Ouahid	4.0	34	10.0	37.7	33.3	38.9	7.2	0.7	20:03
9	FAHRASMANE Mario (C)	4.0	32	2.0	14.3	0.0	50.0	1.6	1.6	10:00
10	GUYOT Frederic	2.0	25	5.2	32.6	0.0	50.0	4.0	5.8	34:06
11	THEREZO Jose	4.5	36	7.2	54.8		56.3	4.2	1.2	17:27
12	HAMELIN David	2.5	20		0.0			2.0		1:04
13	DIXNEUF Lionel	3.0	25	1.3	22.2	0.0	0.0	1.0		4:59
14	BAYE Philippe	4.5	40	24.0	39.6	20.0	76.5	8.8	1.3	28:00
15	LAFFONT Jean Pascal	1.0	28	1.3	50.0	0.0	0.0	1.0	0.2	26:42
TEAM			29.8	58.8	37.9	13.9	56.2	34.8	12.3	
Coach	SORIANO Jean-Paul									
Assistant Coach	SCHOENACKER Maurice									

FRA Played		
PR	SWE	51-50
PR	AUS	63-54
PR	JPN	67-44
PR	NED	51-76
PR	KOR	65-48
QF	GBR	56-67

Legend:

(C) : Captain PR : Preliminary Round QF : Quarterfinal SF : Semi-final
 PPG : Points Per Game RPG : Rebounds per Game APG : Assists per Game MPG : Minutes Played per Game
 FT% : Free Throws % FG% : Field Goals % 3FG% : 3 Points Field Goals %

PRNWB0000019C.00051 00102621:49V010

Match No: 56

AUS vs GER

Start Time: 11:30

Referees: BRIERE Gilles (CAN)
VLUG Theodorus (NED)

BURFORD Jonathon (USA)

Australia (AUS)

No.	Name	Class Points	Age	PPG	FG%	3FG%	FT%	RPG	APG	MPG
4	PORTER Shane	1.0	21	0.7	12.5		40.0	1.3		14:46
5	SACHS Troy (C)	4.5	24	21.5	45.3	25.0	68.3	11.7	4.2	31:39
6	GOULD David	4.5	35	8.6	44.2	0.0	33.3	4.8	1.8	17:25
7	BLYTHE Sandy (C)	2.5	38	7.5	42.9		52.9	6.0	2.8	32:44
8	GROENEWEGEN Shaun	4.0	18	3.5	35.3	12.5	80.0	2.2	0.5	6:40
9	McFAWN Michael	3.0	47	2.0	27.3			1.7	0.3	6:09
10	MORRIS Nick	1.0	29	0.7	14.3		22.2	1.5	0.7	21:25
11	HEWSON Gerry	1.5	42	4.0	54.5			0.7	2.8	29:08
12	QUINN Brook	3.5	27	2.3	42.9		16.7	2.0	0.7	5:37
13	ANDREWS Troy	1.5	38	0.4	33.3			0.8		10:45
14	KING Adrian	2.0	28	1.6	50.0		0.0	0.8	0.4	11:27
15	NESS Brad	4.5	25	12.0	47.8		38.1	12.7	1.3	24:41
TEAM			31.0	60.8	43.3	16.7	51.0	43.2	14.7	
Coach	TURNER Bob									
Assistant Coach	OLIVER Richard					WALKER Michael				

AUS Played		
PR	JPN	64-36
PR	FRA	54-63
PR	KOR	77-33
PR	SWE	69-54
PR	NED	47-48
QF	USA	54-62

Germany (GER)

No.	Name	Class Points	Age	PPG	FG%	3FG%	FT%	RPG	APG	MPG
4	SCHWARZ Ralf	4.5	27	7.7	57.9		50.0	3.7		12:24
5	HUEBNER Lars	1.5	35	2.3	35.0		0.0	1.7	1.3	23:00
6	SNIEGOCKI Markus	2.0	29	2.6	25.0	0.0	87.5	1.4	1.2	15:36
7	FISCHER Thomas	1.5	33	4.2	42.3	0.0	75.0	0.5	1.3	18:47
8	WIMMERS Guido (C)	4.5	28	9.8	46.8		48.4	6.7	0.8	18:21
9	HABERKORN Markus	3.0	26	4.5	27.3		75.0	2.0	2.5	14:00
10	LEONHARDT Joerg	1.0	35	3.3	55.6		0.0	0.7	1.0	13:49
11	OTTO Martin	4.5	38	11.4	51.2		65.0	6.8	1.6	24:19
12	THALHEIM Dirk	2.0	29	9.5	51.0		62.5	2.5	2.0	24:43
13	CHRISTINK Lars	2.0	28	4.8	25.5	12.5	50.0	2.2	4.5	28:53
14	COSKUN Ahmet	4.0	25	5.8	47.6	0.0	60.0	2.0	1.0	13:48
15	KOEHLER Dirk	4.0	32	10.2	44.7	0.0	70.4	8.7	1.3	25:57
TEAM			30.4	63.3	43.3	8.3	60.3	33.2	15.7	
Coach	ROEMER Gerd									
Assistant Coach										

GER Played		
PR	GBR	43-61
PR	RSA	113-27
PR	USA	46-58
PR	CAN	43-68
PR	MEX	69-56
QF	NED	66-72

Legend:
 (C) : Captain **PR** : Preliminary Round **QF** : Quarterfinal **SF** : Semi-final
PPG : Points Per Game **RPG** : Rebounds per Game **APG** : Assists per Game **MPG** : Minutes Played per Game
FT% : Free Throws % **FG%** : Field Goals % **3FG%** : 3 Points Field Goals %

PRNWB0000019D.00051 00102621:49V010

Match No: 57

GER vs GBR

Start Time: 14:30

Referees: ESHENKO Vladimer (CAN)
BEHRE Christofer (SWE)

SUGIYAMA Kaneyoshi (JPN)

Germany (GER)

No.	Name	Class Points	Age	PPG	FG%	3FG%	FT%	RPG	APG	MPG
4	DUNSTHEIMER Birgit	3.0	23	1.5	5.9	0.0	33.3	7.0	1.0	26:44
5	OEZTUERK Cemile	3.0	29	4.0	21.4	33.3	37.5	2.5	0.5	16:49
6	NGUYEN-THI Nu (C)	3.5	28	6.3	21.3	20.0	50.0	4.3	1.8	36:05
7	KIRSTE Heidi	1.5	34	5.8	21.2	50.0	50.0	3.8	0.8	24:47
8	JANUSCH Anja	3.0	29	10.0	32.1	0.0	60.0	10.5	2.5	34:37
9	SEIFERT Nicole	2.0	26	5.3	39.1		60.0	1.3	1.0	22:20
10	THAMM Susanne	4.5	34	0.5	12.5			4.0	0.5	8:37
11	SCHRATZ Nora	2.5	21							0:31
12	KLEIN Verena	1.0	36	2.5	27.8		0.0	3.0	0.3	21:08
13	BLEIFUSS Silke	4.5	24	2.3	28.6		75.0	1.3	0.7	6:04
14	WESEMUELLER Heike	4.5	31	1.0	100.0		0.0			5:49
15	ROEMELT Susanne	2.5	39						0.5	2:29
			TEAM	29.5	38.0	25.1	26.7	46.2	37.3	9.0
Coach	RICHARZ Peter									
Assistant Coach	SCHRECK Andrea									

GER Played		
PR	JPN	52-62
PR	CAN	26-36
PR	MEX	44-45
SF	USA	30-50

Great Britain (GBR)

No.	Name	Class Points	Age	PPG	FG%	3FG%	FT%	RPG	APG	MPG
4	O'DRISCOLL Bernadette	1.0	32	0.5	20.0			0.5	0.3	10:29
5	BURRETT Sarah	2.5	16	2.3	50.0		12.5	0.8		10:46
6	STRANGE Clare	1.5	21	1.3	20.0		50.0	3.3	0.3	15:15
7	LARGEN Georgina	3.0	33	0.3	0.0		25.0	4.3	0.5	19:18
8	WILD Ann (C)	2.5	27	7.3	25.0		39.1	5.8	4.3	34:17
9	RIDLEY Jenny	1.5	16	1.0	22.2			1.0	0.3	7:17
10	BAILLIE Sarah	3.0	32	10.3	38.3	0.0	23.8	10.3	0.8	37:22
11	FOX Jill	2.0	30	0.7	14.3		0.0	1.3	0.7	18:51
12	JACKSON Anna	4.5	28	0.8	12.5		50.0	3.8	0.3	18:14
13	SMALL Kristina	4.5	26		0.0			1.5		6:34
14	VANDERSTEEN Nicola	4.5	40	0.5	14.3	0.0		1.5		8:53
15	MacLEAN Caroline	2.0	25	0.5	5.0	0.0		2.0	0.5	17:23
			TEAM	27.2	25.0	23.7	0.0	29.0	35.5	7.5
Coach	HUDSON Paul									
Assistant Coach	TARKENTER Malcolm			PAWSON Sue						

GBR Played		
PR	USA	30-58
PR	AUS	12-43
PR	NED	21-34
SF	MEX	37-41

Legend:
 (C) : Captain **PR** : Preliminary Round **QF** : Quarterfinal **SF** : Semi-final
PPG : Points Per Game **RPG** : Rebounds per Game **APG** : Assists per Game **MPG** : Minutes Played per Game
FT% : Free Throws % **FG%** : Field Goals % **3FG%** : 3 Points Field Goals %

PRNWB0000019E.00051 00102621:49V010

Match No: 58

USA vs MEX

Start Time: 16:30

Referees: ARNOLD Sharon (AUS)
JUNGSMANN Hans-Dieter (GER)

CHUNG Hak Mo (KOR)

United States of America (USA)

No.	Name	Class Points	Age	PPG	FG%	3FG%	FT%	RPG	APG	MPG
4	STUMP Jana Ashley	1.5	25	1.0	18.2		0.0	1.8	0.8	14:03
5	CISNEROS Patricia	2.0	22		0.0		0.0	1.5		8:22
6	RODRIGUEZ Alma	3.0	33	1.5	50.0		0.0	1.8	0.3	8:43
7	THOMPSON Ann Walters	1.0	31	1.5	15.0	0.0		2.0	0.3	20:15
8	HOWITT Jennifer	1.0	18		0.0			1.0		7:09
9	BRANDENBURG Teresa	1.5	25	4.3	28.6		100.0	2.3	1.5	26:27
10	TANBERG Bobbi	4.5	31	1.0	33.3		25.0	1.3		8:24
11	NIBLEY Miriam	2.0	23	1.0	9.1		50.0	3.0	0.3	14:44
12	RIPP Christina	2.5	20	8.5	19.4	15.4	42.1	6.0	3.3	28:58
13	JOHNSON Josie (C)	4.5	26	8.8	31.1	16.7	54.5	8.5	1.5	22:12
14	CRAWFORD Janna Lynnette	4.5	25	7.8	39.4		35.7	8.0	0.5	22:37
15	VERST Amy	4.5	32	7.5	37.8	0.0	40.0	8.0	0.3	21:55
			TEAM	25.9	42.5	27.0	14.3	39.1	44.5	8.5
Coach		BRASILE Frank								
Assistant Coach		LYKINS Ron			CHYNOWETH Tracy					

USA Played		
PR	GBR	58-30
PR	NED	26-45
PR	AUS	36-44
SF	GER	50-30

Mexico (MEX)

No.	Name	Class Points	Age	PPG	FG%	3FG%	FT%	RPG	APG	MPG
4	VAZQUEZ Cecilia	2.5	34	3.5	31.6		33.3	1.0		17:04
5	LOPEZ Alma	1.0	34	0.5	12.5			0.5		22:55
6	VAZQUEZ Teresita (C)	2.0	39	1.8	18.2		37.5	2.0	0.3	22:55
7	MONTANO Ma. Carmen	4.0	30	4.5	32.0		18.2	6.8	1.5	19:58
8	PENALOZA Leticia	4.0	41	2.5	28.6		66.7	2.8	0.3	12:43
9	VAZQUEZ DELGADILLO Lucia	4.0	34	15.0	39.0	0.0	46.7	11.5	3.5	33:45
10	CAMARA Rosa	3.0	35	1.8	37.5		16.7	1.0	0.8	8:29
11	MIRANDA Claudia	3.0	22	5.0	22.5	0.0	28.6	1.3	1.5	18:40
12	FONSECA Olga	3.0	32	0.7	50.0			0.7		4:15
13	SOTO Juana	4.0	42	2.5	30.8	0.0	40.0	1.8		9:50
14	HERLINDA Rosa	2.0	35	0.5	0.0		50.0	2.5	0.5	13:22
15	GARCIA Wendy	1.5	20	0.8	12.5		25.0	1.5	0.3	17:04
			TEAM	33.2	38.8	28.7	0.0	36.9	33.0	8.5
Coach		VERGARA Eli								
Assistant Coach		LARRAGA Pablo			DURAND Sergio					

MEX Played		
PR	CAN	28-60
PR	JPN	41-57
PR	GER	45-44
SF	GBR	41-37

Legend:
 (C) : Captain PR : Preliminary Round QF : Quarterfinal SF : Semi-final
 PPG : Points Per Game RPG : Rebounds per Game APG : Assists per Game MPG : Minutes Played per Game
 FT% : Free Throws % FG% : Field Goals % 3FG% : 3 Points Field Goals %

PRNWB0000019F.00051 00102621:49V010

Match No: 59

JPN vs NED

Start Time: 19:30

Referees: GAUTHIER Sebastien (CAN)
DEWELL Ross (AUS)

SCHOENACKER David (FRA)

Japan (JPN)

No.	Name	Class Points	Age	PPG	FG%	3FG%	FT%	RPG	APG	MPG
4	TSUKAMOTO Kyoko (C)	2.5	41	1.5	27.3		0.0	1.8	1.0	12:42
5	YASHIMA Kyoko	1.0	33	0.5	50.0			0.3		5:42
6	UEMURA Chika	3.5	34	15.5	41.3		40.0	19.8	1.0	39:07
7	SAKO Junko	1.0	38	0.5	16.7			0.5	0.5	17:47
8	HORIKAWA Sayuri	2.0	37		0.0			1.5		9:24
9	TAKABAYASHI Mika	2.0	29	7.8	32.5	0.0	38.5	4.8	4.5	32:40
10	KAWAKAMI Rie	1.0	29		0.0					7:16
11	MASHIKO Megumi	3.5	30	6.3	45.8	100.0	22.2	4.0	2.0	33:34
12	TOMORI Hiromi	4.5	30	1.0			50.0			4:38
13	HIROMICHI Naoko	4.5	32	2.0	50.0			2.0		5:14
14	SOEDA Tomoe	3.5	25	10.8	54.1		30.0	3.5	2.0	33:34
15	MINAMIKAWA Sachiko	2.0	36	2.3	14.3		43.8	0.3	0.3	9:17
TEAM			32.8	46.0	39.7	20.0	35.8	36.0	11.3	
Coach	MIKAMI Shinji									
Assistant Coach	SAKANO Haruo					SAITO Nobuaki				

JPN Played		
PR	GER	62-52
PR	MEX	57-41
PR	CAN	32-49
SF	AUS	33-45

Netherlands (NED)

No.	Name	Class Points	Age	PPG	FG%	3FG%	FT%	RPG	APG	MPG
4	JANSEN Jennette	3.5	32	5.0	31.8		100.0	2.7	1.0	22:50
5	GRIFFIOEN Jiske	3.5	15		0.0		0.0			1:36
6	IBRAHIMI Achoucha	1.5	31	0.5	16.7		0.0	2.3	0.3	27:36
7	SANDERS Erna	1.0	37							0:08
8	TIGGELMAN Inge	4.5	32	7.0	25.5	20.0	27.3	6.3	2.0	22:24
9	van der LAAN Guda (C)	2.0	42	3.3	22.7	0.0	25.0	7.0	2.8	37:36
10	MOS Jose	1.5	35	2.0	57.1		0.0	2.0	0.3	27:58
11	KORVER Cher	2.5	24	2.0	30.8		0.0	1.0	0.3	23:37
12	WEVERS Miranda	3.0	28	1.5	27.3		0.0	2.3	0.5	9:17
13	van VEGGEL Jeanine	4.5	33	11.0	40.0	100.0	38.9	9.8	0.5	27:28
14	GARNIER Petra	4.5	29					3.0	1.0	4:02
15	van LEEUWEN Evelyn	3.5	28	1.3	40.0		0.0	1.3	0.3	6:43
TEAM			30.5	32.0	31.3	25.0	24.1	34.3	7.8	
Coach	KLERKS Ben									
Assistant Coach	MAKKENZE Henk					SCHEPERS Simone				

NED Played		
PR	AUS	26-38
PR	USA	45-26
PR	GBR	34-21
SF	CAN	23-42

Legend:

(C) : Captain PR : Preliminary Round QF : Quarterfinal SF : Semi-final
 PPG : Points Per Game RPG : Rebounds per Game APG : Assists per Game MPG : Minutes Played per Game
 FT% : Free Throws % FG% : Field Goals % 3FG% : 3 Points Field Goals %

PRNWB000001A0.00051 00102621:50V010

Match No: 60

AUS vs CAN

Start Time: 21:30

Referees: ENGLISH Robert (GBR)
RAMOT Itzhack (ISR)

GONZALES Anthony (USA)

Australia (AUS)

No.	Name	Class Points	Age	PPG	FG%	3FG%	FT%	RPG	APG	MPG
4	ADAMS Julianne	2.0	34	4.0	42.1	0.0	0.0	2.0	2.5	26:31
5	MOSELY Alison	4.5	28	8.3	28.8		42.9	5.8	1.3	21:51
6	DUNN Mellissa	4.5	24	2.7	28.6		100.0	2.0		5:30
7	FARRELL Karen	1.0	38	0.3	0.0		50.0	1.0		13:13
8	ROMEO Nadya	1.0	29		0.0			1.5	0.3	17:41
9	TESCH Liesl	4.5	31	13.3	31.0	0.0	60.7	12.5	5.3	35:39
10	SLANN Sharon	2.5	34	1.8	30.0		25.0	1.8	1.3	9:50
11	RITCHIE Donna (C)	1.5	36	1.0	33.3			1.5		13:21
12	CARTER Amanda	2.0	36	9.3	39.5		33.3	4.8	1.8	32:18
13	O'NION Lisa	3.0	33	0.5	16.7			0.3		7:30
14	COGHLAN Paula	4.5	35	1.8	17.6		25.0	2.8	0.3	8:34
15	WEBB Jane	3.0	28	0.5	16.7			2.0	1.5	9:21
TEAM			32.2	42.5	30.8	0.0	50.0	37.3	14.0	
Coach	CORR Peter									
Assistant Coach	BEVERIDGE Rob					YORK Tracy				

AUS Played		
PR	NED	38-26
PR	GBR	43-12
PR	USA	44-36
SF	JPN	45-33

Canada (CAN)

No.	Name	Class Points	Age	PPG	FG%	3FG%	FT%	RPG	APG	MPG
4	KREMPIEN Jennifer	1.0	25		0.0			1.3	1.0	20:03
5	ABBOTT Marni	1.0	34	0.5	16.7			1.5	0.8	16:04
6	OHAMA Kendra	2.5	35	6.0	52.2			1.8	1.3	22:52
7	PETERS Marnie	2.0	29		0.0			2.3	1.0	7:38
8	DEL COLLE Renee	4.5	32	5.8	43.5		50.0	7.0	1.5	20:21
9	BENOIT Chantal	4.0	40	9.5	37.8	14.3	27.3	3.8	2.5	23:52
10	STILWELL Michelle	1.0	26				0.0	0.8		4:31
11	PETTINICCHI Sabrina	2.0	28	4.3	43.8		30.0	1.0	0.5	15:39
12	FERGUSON Tracey	3.0	26	6.5	25.0	11.1	9.1	1.5	0.5	20:33
13	RADKE Lori	4.5	34	9.0	52.0		25.0	6.7	2.3	22:50
14	KUTROWSKI Linda (C)	2.0	42	4.5	46.7		50.0	4.8	2.3	22:46
15	KELLY Jo	2.5	36	3.0	50.0		28.6	2.5	0.3	8:29
TEAM			32.3	46.8	38.4	12.5	28.8	33.0	13.3	
Coach	FRICK Tim									
Assistant Coach	BURLEIGH Jo-Anne					MASH-HADLOW Charlene				

CAN Played		
PR	MEX	60-28
PR	GER	36-26
PR	JPN	49-32
SF	NED	42-23

Legend:

(C) : Captain PR : Preliminary Round QF : Quarterfinal SF : Semi-final
 PPG : Points Per Game RPG : Rebounds per Game APG : Assists per Game MPG : Minutes Played per Game
 FT% : Free Throws % FG% : Field Goals % 3FG% : 3 Points Field Goals %

PRNWB000001A1.00073 00102622:28V020

Match No: 54

USA 62 vs 63 NED

Start Time: 21:00

Attendance: 4102

Referees: ESHENKO Vladimer (CAN)
RAMOT Itzhack (ISR)

GAUTHIER Sebastien (CAN)

Scoring by 5 min intervals:		1.HF				2.HF			
USA		6	11	18	22	33	45	53	62
NED		6	16	26	36	45	53	61	63

United States of America (USA)

No.	Name	MIN	PTS	Field Goals		2 Points		3 Points		Free Throws		Rebounds			AS	ST	TO	BS	PF
				M/A	%	M/A	%	M/A	%	M/A	%	OR	DR	TOT					
* 4	BARBER Eric	27:36	2	1/2	50.0	1/2	50.0												1
5	JUETTE Melvin Sean	12:24		0/2	0.0	0/2	0.0					4		4					1
6	TEW Steve																		
7	GILL JR Chuck	15:36	1	0/3	0.0	0/3	0.0			1/4	25.0	2	1	3			2		1
8	HERNANDEZ William	04:31	1	0/1	0.0	0/1	0.0			1/2	50.0	1	1	1	1				2
* 9	WALLER William Henry	33:53	3	1/5	20.0	1/5	20.0			1/2	50.0	3	5	8			1		2
10	SCHLAPPI Mike Palmer																		
* 11	SCHULTE Paul	32:19	12	4/12	33.3	4/11	36.4	0/1	0.0	4/8	50.0		3	3	6	2	2		4
12	KILEY David Paul	06:05	2	0/3	0.0	0/3	0.0			2/2	100.0		1	1	1				2
13	BELL Curtis																		
* 14	JOHNSON Larry	40:00	22	10/15	66.7	10/13	76.9	0/2	0.0	2/3	66.7		6	6	4	2	3		1
* 15	GLASBRENNER Jeffrey James	27:36	19	6/10	60.0	6/10	60.0			7/8	87.5	1	2	3			1	1	2
Team Coach																			
TOTALS			62	22/53	41.5	22/50	44.0	0/3	0.0	18/29	62.1	10	19	29	13	5	10		16
Coach	BYRNES Dan																		
Assistant Coach	BURNS Frank																		
	PHILLIPS Mo																		

Netherlands (NED)

No.	Name	MIN	PTS	Field Goals		2 Points		3 Points		Free Throws		Rebounds			AS	ST	TO	BS	PF
				M/A	%	M/A	%	M/A	%	M/A	%	OR	DR	TOT					
4	OOSTERBOSCH Mario																		
5	DETTMER Ruud	16:09											1	1					3
* 6	de ROOIJ Anton	40:00	10	5/9	55.6	5/9	55.6						2	2	1		1	1	4
* 7	JEBARI Mustafa	23:51	10	5/5	100.0	5/5	100.0			0/2	0.0	2	1	3	4		1		3
8	van GENT Arie																		
* 9	de GOEDE Frank	14:21	2	1/3	33.3	1/3	33.3												3
* 10	van der LINDEN Gert Jan	40:00	12	5/11	45.5	5/8	62.5	0/3	0.0	2/6	33.3	1	4	5	12	1	6		4
11	't LAM Wim	05:41	4	2/3	66.7	2/3	66.7												2
* 12	JANSENS Koen	40:00	21	10/22	45.5	10/22	45.5			1/3	33.3	2	12	14	4	1	2		3
13	MARTENS Rene	09:30															1		1
14	van de BUNTE Kees																		
15	van der WERF Kornelis	10:28	4	2/2	100.0	2/2	100.0					2	1	3					2
Team Coach																			
TOTALS			63	30/55	54.5	30/52	57.7	0/3	0.0	3/11	27.3	7	21	28	21	2	14	1	25
Coach	VERHEUVEL Rob																		
Assistant Coach	VERGOOSSEN Luc																		

	USA	NED
Points from Turnovers:	12	8
Biggest Lead:	2 (2-0)	15 (51-36)
Second Chance Points:	11	7
Lead Changes:	3	

	USA	NED
Points in the Paint:	28	38
Biggest Scoring Run:	11-2 (47-53)	8-0 (12-6)
Fast Break Points:	8	2
Times Tied:	3	

Legend:

MIN : Minutes Played **M/A** : Made/Attempts **%** : Shooting Percentage **OR** : Offensive Rebounds
DR : Defensive Rebounds **TOT** : Total Rebounds **AS** : Assist **ST** : Steals
TO : Turnovers **BS** : Blocked Shots **PF** : Fouls **PTS** : Points
HF : Half of Time **OT** : Over Time * : Starting/Initial

PRNWB000001A2.00076B 00102622:29V080

Preliminary Group A								MATCHES			POINTS		Class.
Rank		CAN	USA	GBR	GER	MEX	RSA	PLAY	WON	LOST	FOR	AGST	Points
1	CAN		58-45	55-50	68-43	61-33	85-25	5	5	0	327	196	10
2	USA	45-58		74-65	58-46	60-44	97-25	5	4	1	334	238	9
3	GBR	50-55	65-74		61-43	70-58	83-32	5	3	2	329	262	8
4	GER	43-68	46-58	43-61		69-56	113-27	5	2	3	314	270	7
5	MEX	33-61	44-60	58-70	56-69		83-34	5	1	4	274	294	6
6	RSA	25-85	25-97	32-83	27-113	34-83		5	0	5	143	461	5

Preliminary Group B								MATCHES			POINTS		Class.
Rank		NED	FRA	AUS	SWE	JPN	KOR	PLAY	WON	LOST	FOR	AGST	Points
1	NED		76-51	48-47	62-45	62-52	83-48	5	5	0	331	243	10
2	FRA	51-76		63-54	51-50	67-44	65-48	5	4	1	297	272	9
3	AUS	47-48	54-63		69-54	64-36	77-33	5	3	2	311	234	8
4	SWE	45-62	50-51	54-69		60-43	57-55	5	2	3	266	280	7
5	JPN	52-62	44-67	36-64	43-60		64-43	5	1	4	239	296	6
6	KOR	48-83	48-65	33-77	55-57	43-64		5	0	5	227	346	5

Classification

Phase	Teams	Result
Quarterfinals 1 - 8	USA vs AUS	62-54
Quarterfinals 1 - 8	NED vs GER	72-66
Quarterfinals 1 - 8	FRA vs GBR	56-67
Quarterfinals 1 - 8	CAN vs SWE	73-39
Semifinals 9 - 12	MEX vs KOR	70-56
Semifinals 9 - 12	JPN vs RSA	81-29
Semifinals 1 - 4	USA vs NED	62-63
Semifinals 1 - 4	CAN vs GBR	66-51
Final 1 - 2	NED vs CAN	28-Oct
Final 3 - 4	USA vs GBR	28-Oct
Semifinals 5 - 8	AUS vs GER	27-Oct
Semifinals 5 - 8	SWE vs FRA	27-Oct
Final 5 - 6		28-Oct
Final 7 - 8		28-Oct
Final 9 - 10	MEX vs JPN	28-Oct
Final 11- 12	KOR vs RSA	28-Oct

Final Standings

Medal Rank Team

PRNWB000001A3.00084A 00102622:29V050

United States of America (USA)

After 7 Matches

No.	Name	G	MIN	MPG	PTS	PPG	Field Goals		2 Points		3 Points		Free Throws		Rebounds			AS	ST	TO	BS	PF	
							M/A	%	M/A	%	M/A	%	M/A	%	OR	DR	TOT						
4	BARBER Eric	6	119:52	19:58	18	3.0	9/17	52.9	9/17	52.9			0/1	0.0	5	1	6	3		7		4	
5	JUETTE Melvin Sean	7	160:34	22:56	11	1.6	5/28	17.9	5/28	17.9			1/4	25.0	11	6	17	20	4	3		10	
6	TEW Steve	1	21:40	21:40	8	8.0	4/12	33.3	4/12	33.3			0/1	0.0	3	3	6	4		3	1		
7	GILL JR Chuck	6	101:09	16:51	38	6.3	17/31	54.8	17/31	54.8			4/11	36.4	4	19	23	7	3	8		6	
8	HERNANDEZ William	4	15:17	3:49	3	0.8	1/5	20.0	1/5	20.0			1/2	50.0		1	1	1		4		2	
9	WALLER William Henry	7	211:18	30:11	41	5.9	16/44	36.4	16/43	37.2	0/1	0.0	9/19	47.4	13	34	47	7	4	10	2	15	
10	SCHLAPPI Mike Palmer	6	109:10	18:11	20	3.3	7/20	35.0	7/20	35.0			6/11	54.5		12	12	10	5	4		3	
11	SCHULTE Paul	7	232:46	33:15	102	14.6	38/78	48.7	36/72	50.0	2/6	33.3	24/48	50.0	3	22	25	42	9	18	2	17	
12	KILEY David Paul	7	63:07	9:01	20	2.9	6/21	28.6	5/20	25.0	1/1	100.0	7/8	87.5	4	11	15	4	1	6		8	
13	BELL Curtis	4	25:01	6:15	6	1.5	2/9	22.2	2/9	22.2			2/4	50.0	3	3	6	2	2	3		3	
14	JOHNSON Larry	7	192:34	27:30	85	12.1	37/68	54.4	36/64	56.3	1/4	25.0	10/15	66.7	7	27	34	14	9	13		15	
15	GLASBRENNER Jeffrey James	7	172:32	24:38	106	15.1	45/63	71.4	45/63	71.4			16/44	36.4	11	42	53	2	9	12		7	
Team/Coach																							1
TOTALS					458	65.4	187/396	47.2	183/384	47.7	4/12	33.3	80/168	47.6	64	181	245	116	46	91	5	91	
OPPONENTS					355	50.7	159/396	40.2	151/361	41.8	8/35	22.9	29/66	43.9	54	157	211	98	22	121	11	159	

	USA	OPPONENTS
Points from Turnovers	115	75
Points in the Paint	264	196
Second Chance Points	63	35
Fast Break Points	71	22

AVERAGES PER GAME

	USA	OPPONENTS
Total Field Goals Made	26.7	22.7
2 Points Field Goals Made	26.1	21.6
3 Points Field Goals Made	0.6	1.1
Free Throws Made	11.4	4.1
Offensive Rebounds	9.1	7.7
Deffensive Rebounds	25.9	22.4
Total Rebounds	35.0	30.1
Assists	16.6	14.0
Steals	6.6	3.1
Turnovers	13.0	17.3
Blocked Shots	0.7	1.6
Fouls	13.0	22.7
Points from Turnovers	16.4	10.7
Points in the Paint	37.7	28.0
Second Chance Points	9.0	5.0
Fast Break Points	10.1	3.1

Legend:

G : Games Played	MIN : Minutes Played	MPG : Minutes Played per Game	PTS : Points
PPG : Points per Game	M/A : Made/Attempts	% : Shooting Percentage	OR : Offensive Rebounds
DR : Defensive Rebounds	TOT : Total Rebounds	AS : Assists	ST : Steals
TO : Turnovers	BS : Blocked Shots	PF : Fouls	

PRNWB000001A4.00084A 00102622:29V050

Netherlands (NED)

After 7 Matches

No.	Name	G	MIN	MPG	PTS	PPG	Field Goals		2 Points		3 Points		Free Throws		Rebounds			AS	ST	TO	BS	PF	
							M/A	%	M/A	%	M/A	%	M/A	%	OR	DR	TOT						
4	OOSTERBOSCH Mario	4	15:54	3:58	6	1.5	3/5	60.0	3/5	60.0			0/2	0.0	2	2	4	1		2	1	4	
5	DETTMER Ruud	7	141:52	20:16	4	0.6	2/15	13.3	2/15	13.3			0/2	0.0	7	12	19	4		4	1	17	
6	de ROOIJ Anton	7	222:45	31:49	31	4.4	15/38	39.5	15/38	39.5			1/6	16.7	2	10	12	7		4	1	24	
7	JEBARI Mustafa	7	163:23	23:20	41	5.9	19/36	52.8	19/36	52.8			3/14	21.4	10	15	25	11	8	14	1	21	
8	van GENT Arie	4	34:08	8:32	2	0.5	1/1	100.0	1/1	100.0												5	
9	de GOEDE Frank	7	82:16	11:45	18	2.6	9/21	42.9	9/21	42.9						1	1			3	1	12	
10	van der LINDEN Gert Jan	7	266:24	38:03	98	14.0	33/85	38.8	28/54	51.9	5/31	16.1	27/54	50.0	8	35	43	69	12	24		19	
11	't LAM Wim	6	40:08	6:41	22	3.7	9/17	52.9	9/17	52.9			4/7	57.1	2	6	8			2	1	10	
12	JANSENS Koen	7	230:01	32:51	175	25.0	70/141	49.6	69/139	49.6	1/2	50.0	34/48	70.8	24	66	90	13	14	18	1	19	
13	MARTENS Rene	6	78:59	13:09	11	1.8	5/11	45.5	5/10	50.0	0/1	0.0	1/2	50.0	1	6	7	2	1	6		17	
14	van de BUNTE Kees	1	4:38	4:38	3	3.0	1/2	50.0	1/2	50.0			1/6	16.7		2	2			2		3	
15	van der WERF Kornelis	7	119:32	17:04	55	7.9	23/43	53.5	23/43	53.5			9/18	50.0	10	24	34	2		8	2	22	
Team/Coach																							
TOTALS					466	66.6	190/415	45.8	184/381	48.3	6/34	17.6	80/159	50.3	66	179	245	109	35	87	9	173	
OPPONENTS					371	53.0	131/390	33.6	123/334	36.8	8/56	14.3	101/173	58.4	71	179	250	76	28	111	5	165	

AVERAGES PER GAME

	NED	OPPONENTS
Points from Turnovers	83	69
Points in the Paint	258	160
Second Chance Points	64	47
Fast Break Points	42	28

	NED	OPPONENTS
Total Field Goals Made	27.1	18.7
2 Points Field Goals Made	26.3	17.6
3 Points Field Goals Made	0.9	1.1
Free Throws Made	11.4	14.4
Offensive Rebounds	9.4	10.1
Deffensive Rebounds	25.6	25.6
Total Rebounds	35.0	35.7
Assists	15.6	10.9
Steals	5.0	4.0
Turnovers	12.4	15.9
Blocked Shots	1.3	0.7
Fouls	24.7	23.6
Points from Turnovers	11.9	9.9
Points in the Paint	36.9	22.9
Second Chance Points	9.1	6.7
Fast Break Points	6.0	4.0

Legend:

G : Games Played	MIN : Minutes Played	MPG : Minutes Played per Game	PTS : Points
PPG : Points per Game	M/A : Made/Attempts	% : Shooting Percentage	OR : Offensive Rebounds
DR : Defensive Rebounds	TOT : Total Rebounds	AS : Assists	ST : Steals
TO : Turnovers	BS : Blocked Shots	PF : Fouls	

PRNWB000001A5.00084B 00102622:30V070

Name	G		PTS	PPG	Field Goals		2 Points		3 Points		Free Throws		Rebounds					AS	ST	TO	BS	PF
					M/A	%	M/A	%	M/A	%	M/A	%	OR	DR	TOT							
Australia (AUS)	6	For	365	60.8	143/330	43.3	140/312	44.9	3/18	16.7	76/149	51.0	71	188	259	88	28	98	9	139		
		Agn	296	49.3	114/332	34.3	107/291	36.8	7/41	17.1	61/148	41.2	50	125	175	62	27	75	5	139		
Canada (CAN)	7	For	466	66.6	194/387	50.1	190/366	51.9	4/21	19.0	74/155	47.7	75	211	286	111	31	103	14	128		
		Agn	286	40.9	117/386	30.3	107/330	32.4	10/56	17.9	42/110	38.2	57	137	194	67	27	106	9	151		
France (FRA)	6	For	353	58.8	133/351	37.9	128/315	40.6	5/36	13.9	82/146	56.2	69	140	209	74	32	82	5	140		
		Agn	339	56.5	130/314	41.4	127/289	43.9	3/25	12.0	76/143	53.1	47	154	201	80	22	102	4	148		
Great Britain (GBR)	7	For	447	63.9	184/438	42.0	164/370	44.3	20/68	29.4	59/118	50.0	76	186	262	121	22	91	11	148		
		Agn	384	54.9	158/401	39.4	152/358	42.5	6/43	14.0	62/119	52.1	60	169	229	87	33	106	8	130		
Germany (GER)	6	For	380	63.3	153/353	43.3	152/341	44.6	1/12	8.3	73/121	60.3	49	150	199	94	27	82	8	142		
		Agn	342	57.0	127/308	41.2	116/278	41.7	11/30	36.7	77/164	47.0	52	152	204	68	23	97	3	134		
Japan (JPN)	6	For	320	53.3	125/351	35.6	116/308	37.7	9/43	20.9	61/111	55.0	51	141	192	67	36	94	6	127		
		Agn	325	54.2	133/333	39.9	129/317	40.7	4/16	25.0	55/108	50.9	61	165	226	77	27	118	5	116		
Korea (KOR)	6	For	283	47.2	116/317	36.6	112/300	37.3	4/17	23.5	47/109	43.1	55	142	197	64	28	148	4	133		
		Agn	416	69.3	172/383	44.9	169/368	45.9	3/15	20.0	69/120	57.5	71	157	228	99	48	98	15	127		
Mexico (MEX)	6	For	344	57.3	144/374	38.5	138/331	41.7	6/43	14.0	50/96	52.1	51	127	178	61	41	96	9	125		
		Agn	350	58.3	146/322	45.3	146/318	45.9	0/4	0.0	58/114	50.9	48	173	221	96	29	135	7	104		
Netherlands (NED)	7	For	466	66.6	190/415	45.8	184/381	48.3	6/34	17.6	80/159	50.3	66	179	245	109	35	87	9	173		
		Agn	371	53.0	131/390	33.6	123/334	36.8	8/56	14.3	101/173	58.4	71	179	250	76	28	111	5	165		
South Africa (RSA)	6	For	172	28.7	72/280	25.7	72/268	26.9	0/12	0.0	28/80	35.0	36	127	163	43	17	208	6	115		
		Agn	542	90.3	230/452	50.9	226/434	52.1	4/18	22.2	78/133	58.6	94	167	261	123	62	91	13	90		
Sweden (SWE)	6	For	305	50.8	118/356	33.1	112/314	35.7	6/42	14.3	63/125	50.4	62	143	205	61	28	80	5	138		
		Agn	353	58.8	142/331	42.9	138/312	44.2	4/19	21.1	65/139	46.8	60	180	240	76	23	100	6	136		
United States of America (USA)	7	For	458	65.4	187/396	47.2	183/384	47.7	4/12	33.3	80/168	47.6	64	181	245	116	46	91	5	91		
		Agn	355	50.7	159/396	40.2	151/361	41.8	8/35	22.9	29/66	43.9	54	157	211	98	22	121	11	159		
TOTALS FOR ALL TEAMS					1759/4348	40.5	1691/3990	42.4	68/358	19.0	773/1537	50.3	725	1915	2640	1009	371	1260	91	1599		

Legend:

G : Games Played	Agn : Against	PF : Fouls	PTS : Points
PPG : Points per Game	M/A : Made/Attempts	% : Shooting Percentage	OR : Offensive Rebounds
DR : Defensive Rebounds	TOT : Total Rebounds	AS : Assists	ST : Steals
TO : Turnovers	BS : Blocked Shots		

PRNWB000001A6.00085A 00102622:31V070

TOTAL FIELD GOALS %				
Rk	Team	G	M/A	%
1	CAN	7	194/387	50.1%
2	USA	7	187/396	47.2%
3	NED	7	190/415	45.8%
4	GER	6	153/353	43.3%
	AUS	6	143/330	43.3%
6	GBR	7	184/438	42.0%
7	MEX	6	144/374	38.5%
8	FRA	6	133/351	37.9%
9	KOR	6	116/317	36.6%
10	JPN	6	125/351	35.6%
11	SWE	6	118/356	33.1%
12	RSA	6	72/280	25.7%

2 POINTS FIELD GOALS %				
Rk	Team	G	M/A	%
1	CAN	7	190/366	51.9%
2	NED	7	184/381	48.3%
3	USA	7	183/384	47.7%
4	AUS	6	140/312	44.9%
5	GER	6	152/341	44.6%
6	GBR	7	164/370	44.3%
7	MEX	6	138/331	41.7%
8	FRA	6	128/315	40.6%
9	JPN	6	116/308	37.7%
10	KOR	6	112/300	37.3%
11	SWE	6	112/314	35.7%
12	RSA	6	72/268	26.9%

3 POINTS FIELD GOALS %				
Rk	Team	G	M/A	%
1	USA	7	4/12	33.3%
2	GBR	7	20/68	29.4%
3	KOR	6	4/17	23.5%
4	JPN	6	9/43	20.9%
5	CAN	7	4/21	19.0%
6	NED	7	6/34	17.6%
7	AUS	6	3/18	16.7%
8	SWE	6	6/42	14.3%
9	MEX	6	6/43	14.0%
10	FRA	6	5/36	13.9%
11	GER	6	1/12	8.3%

FREE THROWS %				
Rk	Team	G	M/A	%
1	GER	6	73/121	60.3%
2	FRA	6	82/146	56.2%
3	JPN	6	61/111	55.0%
4	MEX	6	50/96	52.1%
5	AUS	6	76/149	51.0%
6	SWE	6	63/125	50.4%
7	NED	7	80/159	50.3%
8	GBR	7	59/118	50.0%
9	CAN	7	74/155	47.7%
10	USA	7	80/168	47.6%
11	KOR	6	47/109	43.1%
12	RSA	6	28/80	35.0%

POINTS FOR				
Rk	Team	G	Total	Avg
1	CAN	7	466	66.6
	NED	7	466	66.6
3	USA	7	458	65.4
4	GBR	7	447	63.9
5	GER	6	380	63.3
6	AUS	6	365	60.8
7	FRA	6	353	58.8
8	MEX	6	344	57.3
9	JPN	6	320	53.3
10	SWE	6	305	50.8
11	KOR	6	283	47.2
12	RSA	6	172	28.7

POINTS AGAINST				
Rk	Team	G	Total	Avg
1	CAN	7	286	40.9
2	AUS	6	296	49.3
3	USA	7	355	50.7
4	NED	7	371	53.0
5	JPN	6	325	54.2
6	GBR	7	384	54.9
7	FRA	6	339	56.5
8	GER	6	342	57.0
9	MEX	6	350	58.3
10	SWE	6	353	58.8
11	KOR	6	416	69.3
12	RSA	6	542	90.3

REBOUNDS						
Rk	Team	G	Off	Def	Total	Avg
1	AUS	6	71	188	259	43.2
2	CAN	7	75	211	286	40.9
3	GBR	7	76	186	262	37.4
4	NED	7	66	179	245	35.0
	USA	7	64	181	245	35.0
6	FRA	6	69	140	209	34.8
7	SWE	6	62	143	205	34.2
8	GER	6	49	150	199	33.2
9	KOR	6	55	142	197	32.8
10	JPN	6	51	141	192	32.0
11	MEX	6	51	127	178	29.7
12	RSA	6	36	127	163	27.2

ASSISTS				
Rk	Team	G	Total	Avg
1	GBR	7	121	17.3
2	USA	7	116	16.6
3	CAN	7	111	15.9
4	GER	6	94	15.7
5	NED	7	109	15.6
6	AUS	6	88	14.7
7	FRA	6	74	12.3
8	JPN	6	67	11.2
9	KOR	6	64	10.7
10	MEX	6	61	10.2
	SWE	6	61	10.2
12	RSA	6	43	7.2

STEALS				
Rk	Team	G	Total	Avg
1	MEX	6	41	6.8
2	USA	7	46	6.6
3	JPN	6	36	6.0
4	FRA	6	32	5.3
5	NED	7	35	5.0
6	AUS	6	28	4.7
	KOR	6	28	4.7
	SWE	6	28	4.7
9	GER	6	27	4.5
10	CAN	7	31	4.4
11	GBR	7	22	3.1
12	RSA	6	17	2.8

TURNOVERS				
Rk	Team	G	Total	Avg
1	RSA	6	208	34.7
2	KOR	6	148	24.7
3	AUS	6	98	16.3
4	MEX	6	96	16.0
5	JPN	6	94	15.7
6	CAN	7	103	14.7
7	FRA	6	82	13.7
	GER	6	82	13.7
9	SWE	6	80	13.3
10	GBR	7	91	13.0
	USA	7	91	13.0
12	NED	7	87	12.4

BLOCKED SHOTS				
Rk	Team	G	Total	Avg
1	CAN	7	14	2.0
2	GBR	7	11	1.6
3	AUS	6	9	1.5
	MEX	6	9	1.5
5	NED	7	9	1.3
	GER	6	8	1.3
7	JPN	6	6	1.0
	RSA	6	6	1.0
9	FRA	6	5	0.8
	SWE	6	5	0.8
11	USA	7	5	0.7
	KOR	6	4	0.7

FOULS				
Rk	Team	G	Total	Avg
1	NED	7	173	24.7
2	GER	6	142	23.7
3	FRA	6	140	23.3
4	AUS	6	139	23.2
5	SWE	6	138	23.0
6	KOR	6	133	22.2
7	JPN	6	127	21.2
8	GBR	7	148	21.1
9	MEX	6	125	20.8
10	RSA	6	115	19.2
11	CAN	7	128	18.3
12	USA	7	91	13.0

Legend:
G : Games Played **M/A** : Made Attempts **%** : Shooting Percentage **Avg** : Average per Game
Off : Offensive Rebounds **Def** : Defensive Rebounds **Rk** : Rank

TEAM RANKING AT CONCLUSION OF
DAY 7, OCTOBER 26, 2000

PRNWB000001A7.00085B 00102622:32V070

SCORING											
Rk	Name	Team	G	2 Points		3 Points		Free Throws		Total	Avg
1	JANSENS Koen	NED	7	69/139	49.6%	1/2	50.0%	34/48	70.8%	175	25.0
2	BAYE Philippe	FRA	6	40/91	44.0%	4/20	20.0%	52/68	76.5%	144	24.0
3	SACHS Troy	AUS	6	41/87	47.1%	2/8	25.0%	41/60	68.3%	129	21.5
4	ANDERSON Patrick	CAN	7	55/91	60.4%	3/11	27.3%	19/29	65.5%	138	19.7
5	OSHIMA Tomohiko	JPN	6	38/78	48.7%	0/3	0.0%	22/31	71.0%	98	16.3
6	ZAVALA Salvador	MEX	6	41/79	51.9%	0/2	0.0%	12/20	60.0%	94	15.7
7	GLASBRENNER Jeffrey James	USA	7	45/63	71.4%	0/0		16/44	36.4%	106	15.1
8	SCHULTE Paul	USA	7	36/72	50.0%	2/6	33.3%	24/48	50.0%	102	14.6
9	van der LINDEN Gert Jan	NED	7	28/54	51.9%	5/31	16.1%	27/54	50.0%	98	14.0
10	MIYAKE Katsumi	JPN	6	28/72	38.9%	4/20	20.0%	14/17	82.4%	82	13.7

REBOUNDS							
Rk	Name	Team	G	Off	Def	Total	Avg
1	JANSENS Koen	NED	7	24	66	90	12.9
2	NESS Brad	AUS	6	18	58	76	12.7
3	ANDERSON Patrick	CAN	7	22	63	85	12.1
4	SACHS Troy	AUS	6	17	53	70	11.7
5	MUNN Simon	GBR	7	23	50	73	10.4
6	KIM Ji-Nam	KOR	6	16	46	62	10.3
7	ANDERSSON Lars-Gunnar	SWE	6	10	51	61	10.2
8	BAYE Philippe	FRA	6	9	44	53	8.8
9	JOHNSON Joey	CAN	7	16	45	61	8.7
	KOEHLER Dirk	GER	6	13	39	52	8.7

ASSIST					
Rk	Name	Team	G	Total	Avg
1	van der LINDEN Gert Jan	NED	7	69	9.9
2	SCHULTE Paul	USA	7	42	6.0
3	GUYOT Frederic	FRA	6	35	5.8
4	CHRISTINK Lars	GER	6	27	4.5
5	ANDERSON Patrick	CAN	7	31	4.4
6	SACHS Troy	AUS	6	25	4.2
	KORETOMO Keisuke	JPN	5	21	4.2
8	PRICE Colin	GBR	7	25	3.6
9	POLLOCK Jonathan	GBR	7	23	3.3
10	IM Chan-Kuw	KOR	6	19	3.2

STEALS					
Rk	Name	Team	G	Total	Avg
1	KORETOMO Keisuke	JPN	5	14	2.8
2	ORTEGA Raul	MEX	6	16	2.7
3	ANDERSON Patrick	CAN	7	15	2.1
4	JANSENS Koen	NED	7	14	2.0
5	van der LINDEN Gert Jan	NED	7	12	1.7
	SACHS Troy	AUS	6	10	1.7
	ZAVALA Salvador	MEX	6	10	1.7
8	IM Chan-Kuw	KOR	6	9	1.5
	KIM Ji-Nam	KOR	6	9	1.5

5 players tied at 1.3

TURNOVERS					
Rk	Name	Team	G	Total	Avg
1	VICTOR Joppie	RSA	6	39	6.5
2	IM Chan-Kuw	KOR	6	34	5.7
3	OESCHGER Kobus	RSA	6	32	5.3
	SACHS Troy	AUS	6	32	5.3
5	HAN Sa-Hyun	KOR	6	29	4.8
6	KORETOMO Keisuke	JPN	5	20	4.0
	HERNANDEZ Gilberto	MEX	4	16	4.0
8	MANYANA Buntu	RSA	6	21	3.5
	WILLIAMS Ralph	RSA	6	21	3.5
10	van der LINDEN Gert Jan	NED	7	24	3.4

BLOCKED SHOTS					
Rk	Name	Team	G	Total	Avg
1	JOHNSON Joey	CAN	7	6	0.9
2	MUNN Simon	GBR	7	5	0.7
3	ANDERSON Patrick	CAN	7	4	0.6
4	ANDERSSON Lars-Gunnar	SWE	6	3	0.5
	KIM Ji-Nam	KOR	6	3	0.5
	NESS Brad	AUS	6	3	0.5
	SACHS Troy	AUS	6	3	0.5
	WIMMERS Guido	GER	6	3	0.5
9	DUREPOS Dave	CAN	7	3	0.4

11 players tied at 0.3

FOULS					
Rk	Name	Team	G	Total	Avg
1	OSHIMA Tomohiko	JPN	6	23	3.8
2	KO Kwang-Yub	KOR	6	22	3.7
	SACHS Troy	AUS	6	22	3.7
4	KORETOMO Keisuke	JPN	5	18	3.6
5	HAN Sa-Hyun	KOR	6	21	3.5
	JIMBO Yasuhiro	JPN	6	21	3.5
7	de ROOIJ Anton	NED	7	24	3.4

5 players tied at 3.3

Legend:
G : Games Played **M/A** : Made Attempts % : Shooting Percentage **Avg** : Average per Game
Off : Offensive Rebounds **Def** : Defensive Rebounds **Rk** : Rank

NOTE: Players eligible for statistics with attempts/games minimum, have to play at least 50% of all games

PLAYER RANKING AT CONCLUSION OF
DAY 7, OCTOBER 26, 2000

TOTAL FIELD GOALS % (8 attempts/game minimum)

Rk	Name	Team	G	M/A	%
1	GLASBRENNER Jeffrey James	USA	7	45/63	71.4%
2	ANDERSON Patrick	CAN	7	58/102	56.9%
3	JOHNSON Larry	USA	7	37/68	54.4%
4	OTTO Martin	GER	5	22/43	51.2%
5	THALHEIM Dirk	GER	6	26/51	51.0%
6	ZAVALA Salvador	MEX	6	41/81	50.6%
7	JANSENS Koen	NED	7	70/141	49.6%
8	SCHULTE Paul	USA	7	38/78	48.7%
9	NESS Brad	AUS	6	32/67	47.8%
10	OSHIMA Tomohiko	JPN	6	38/81	46.9%

TOTAL FIELD GOALS MADE

Rk	Name	Team	G	Total	Avg
1	JANSENS Koen	NED	7	70	10.0
2	ANDERSON Patrick	CAN	7	58	8.3
3	BAYE Philippe	FRA	6	44	7.3
4	SACHS Troy	AUS	6	43	7.2
5	ZAVALA Salvador	MEX	6	41	6.8
6	GLASBRENNER Jeffrey James	USA	7	45	6.4
7	OSHIMA Tomohiko	JPN	6	38	6.3
8	SCHULTE Paul	USA	7	38	5.4

3 players tied at 5.3

2 POINTS FIELD GOALS % (6 attempts/game minimum)

Rk	Name	Team	G	M/A	%
1	GLASBRENNER Jeffrey James	USA	7	45/63	71.4%
2	ANDERSON Patrick	CAN	7	55/91	60.4%
3	SCHWARZ Ralf	GER	3	11/19	57.9%
4	JOHNSON Larry	USA	7	36/64	56.3%
5	van der WERF Kornelis	NED	7	23/43	53.5%
6	ZAVALA Salvador	MEX	6	41/79	51.9%
7	van der LINDEN Gert Jan	NED	7	28/54	51.9%
8	OTTO Martin	GER	5	22/43	51.2%
9	THALHEIM Dirk	GER	6	26/51	51.0%

2 players tied at 50.0

2 POINTS FIELD GOALS MADE

Rk	Name	Team	G	Total	Avg
1	JANSENS Koen	NED	7	69	9.9
2	ANDERSON Patrick	CAN	7	55	7.9
3	SACHS Troy	AUS	6	41	6.8
	ZAVALA Salvador	MEX	6	41	6.8
5	BAYE Philippe	FRA	6	40	6.7
6	GLASBRENNER Jeffrey James	USA	7	45	6.4
7	OSHIMA Tomohiko	JPN	6	38	6.3
8	NESS Brad	AUS	6	32	5.3
9	JOHNSON Larry	USA	7	36	5.1
	SCHULTE Paul	USA	7	36	5.1

3 POINTS FIELD GOALS % (2 attempts/game minimum)

Rk	Name	Team	G	M/A	%
1	POLLOCK Jonathan	GBR	7	13/40	32.5%
2	OLIVAS Julio Cesar	MEX	6	5/16	31.3%
3	KORETOMO Keisuke	JPN	5	3/10	30.0%
4	BERGLUND Gunnar	SWE	6	4/19	21.1%
5	BAYE Philippe	FRA	6	4/20	20.0%
6	MIYAKE Katsumi	JPN	6	4/20	20.0%
7	van der LINDEN Gert Jan	NED	7	5/31	16.1%
8	HAIDARI Hussein	SWE	6	2/17	11.8%

3 POINTS FIELD GOALS MADE

Rk	Name	Team	G	Total	Avg
1	POLLOCK Jonathan	GBR	7	13	1.9
2	OLIVAS Julio Cesar	MEX	6	5	0.8
3	ADEPITAN Ade	GBR	7	5	0.7
	van der LINDEN Gert Jan	NED	7	5	0.7
	BAYE Philippe	FRA	6	4	0.7
	BERGLUND Gunnar	SWE	6	4	0.7
	MIYAKE Katsumi	JPN	6	4	0.7
8	KORETOMO Keisuke	JPN	5	3	0.6
9	ANDERSON Patrick	CAN	7	3	0.4
	OIKAWA Shinpei	JPN	5	2	0.4

FREE THROWS % (3 attempts/game minimum)

Rk	Name	Team	G	M/A	%
1	ORTEGA Raul	MEX	6	17/19	89.5%
2	BAYE Philippe	FRA	6	52/68	76.5%
3	OSHIMA Tomohiko	JPN	6	22/31	71.0%
4	JANSENS Koen	NED	7	34/48	70.8%
5	KOEHLER Dirk	GER	6	19/27	70.4%
6	SACHS Troy	AUS	6	41/60	68.3%
7	ANDERSON Patrick	CAN	7	19/29	65.5%
8	OTTO Martin	GER	5	13/20	65.0%
9	HAN Sa-Hyun	KOR	6	12/19	63.2%
10	ZAVALA Salvador	MEX	6	12/20	60.0%

FREE THROWS MADE

Rk	Name	Team	G	Total	Avg
1	BAYE Philippe	FRA	6	52	8.7
2	SACHS Troy	AUS	6	41	6.8
3	JANSENS Koen	NED	7	34	4.9
4	van der LINDEN Gert Jan	NED	7	27	3.9
5	OSHIMA Tomohiko	JPN	6	22	3.7
6	SCHULTE Paul	USA	7	24	3.4
7	KOEHLER Dirk	GER	6	19	3.2
8	BERGLUND Gunnar	SWE	6	18	3.0
9	ORTEGA Raul	MEX	6	17	2.8
10	ANDERSON Patrick	CAN	7	19	2.7

Legend:

G : Games Played **M/A** : Made Attempts **%** : Shooting Percentage **Avg** : Average per Game
Off : Offensive Rebounds **Def** : Defensive Rebounds **Rk** : Rank

NOTE: Players eligible for statistics with attempts/games minimum, have to play at least 50% of all games

PLAYER RANKING AT CONCLUSION OF
DAY 7, OCTOBER 26, 2000

PRNWB000001A8.00051 00102708:30V020

Match No: 55

SWE vs FRA

Start Time: 9:30

Referees: OTTO Jorg-ulich (GER)
WALLAART Edwin (NED)

CALIGIURI Gabriele (AUS)

Sweden (SWE)

No.	Name	Class Points	Age	PPG	FG%	3FG%	FT%	RPG	APG	MPG
4	Haidari Hussein	3.0	21	7.7	31.4	11.8	40.0	3.8	2.3	20:47
5	Jameson Per	1.5	38	0.5	16.7		50.0	1.7	1.0	23:31
6	Flensburg Daniel	2.5	29	0.5	16.7			1.0		4:27
7	Gustavsson Joachim	4.0	28	4.5	27.1		33.3	5.0	0.3	15:48
8	Abloh Enoch	4.0	28	3.2	30.4	0.0	45.5	1.8	0.5	10:59
9	Wapner Christian	1.0	37	0.7	25.0		0.0	0.3	0.5	13:03
10	Berglund Gunnar	4.0	47	11.3	32.4	21.1	58.1	5.0	2.2	23:52
11	Kohlstroem Peter	2.5	25	1.5	50.0		66.7	1.5		5:34
12	Akerberg Thomas	3.0	32	3.3	46.7	0.0	66.7	2.0	1.2	20:35
13	Uhlen Per	1.5	31	5.3	41.4	0.0	66.7	1.7	1.0	25:30
14	Wegeborn Stefan	2.0	35	4.3	46.2		25.0	1.0	0.8	15:56
15	Andersson Lars-Gunnar (C)	4.0	43	8.7	31.9	0.0	57.1	10.2	0.3	27:25
TEAM			32.8	50.8	33.1	14.3	50.4	34.2	10.2	
Coach	KARLSSON Kjell									
Assistant Coach	STAVEGREN Joakim									

SWE Played		
PR	FRA	50-51
PR	KOR	57-55
PR	NED	45-62
PR	AUS	54-69
PR	JPN	60-43
QF	CAN	39-73

France (FRA)

No.	Name	Class Points	Age	PPG	FG%	3FG%	FT%	RPG	APG	MPG
4	Sallem Riadh	1.0	30	1.8	41.7	0.0	25.0	0.7		13:05
5	Aboukir Jean-Denis	2.5	34	4.0	41.7		66.7	2.2	1.5	22:12
6	Libman Bertrand	3.0	29	1.3	33.3	0.0	33.3	3.2	0.2	10:46
7	Courneil Jerome	2.0	24	1.7	38.5		0.0	1.5	0.2	16:36
8	Boustila Ouahid	4.0	34	10.0	37.7	33.3	38.9	7.2	0.7	20:03
9	Fahrasmane Mario (C)	4.0	32	2.0	14.3	0.0	50.0	1.6	1.6	10:00
10	Guyot Frederic	2.0	25	5.2	32.6	0.0	50.0	4.0	5.8	34:06
11	Therezo Jose	4.5	36	7.2	54.8		56.3	4.2	1.2	17:27
12	Hamelin David	2.5	20		0.0			2.0		1:04
13	Dixneuf Lionel	3.0	25	1.3	22.2	0.0	0.0	1.0		4:59
14	Baye Philippe	4.5	40	24.0	39.6	20.0	76.5	8.8	1.3	28:00
15	Laffont Jean Pascal	1.0	28	1.3	50.0	0.0	0.0	1.0	0.2	26:42
TEAM			29.8	58.8	37.9	13.9	56.2	34.8	12.3	
Coach	SORIANO Jean-Paul									
Assistant Coach	SCHOENACKER Maurice									

FRA Played		
PR	SWE	51-50
PR	AUS	63-54
PR	JPN	67-44
PR	NED	51-76
PR	KOR	65-48
QF	GBR	56-67

Legend:

(C) : Captain PR : Preliminary Round QF : Quarterfinal SF : Semi-final
 PPG : Points Per Game RPG : Rebounds per Game APG : Assists per Game MPG : Minutes Played per Game
 FT% : Free Throws % FG% : Field Goals % 3FG% : 3 Points Field Goals %

PRNWB000001A9.00026 00102708:48V010

Match No: 55

SWE vs FRA

Start Time: 9:30

Referees: OTTO Jorg-ulich (GER)
WALLAART Edwin (NED)

CALIGIURI Gabriele (AUS)

Sweden (SWE)		RUNNING SCORE																
Time-Outs		Team Fouls					A		B		A		B		A		B	
First Half		1	2	3	4	5	6	7	1	2	1	2	1	2	1	2	1	2
Second Half		1	2	3	4	5	6	7										
Extra Periods																		
Class Points	Name of Players	No.	Player In	Fouls														
	Haidari Hussein	4		1	2	3	4	5	1	2	1	2	1	2	1	2	1	2
	JAMESON Per	5																
	FLensburg Daniel	6																
	GUSTAVSSON Joachim	7																
	ABLORH Enoch	8																
	WAPNER Christian	9																
	BERGLUND Gunnar	10																
	KOHLSTROEM Peter	11																
	AKERBERG Thomas	12																
	Uhlen Per	13																
	WEGERBORN Stefan	14																
	ANDERSSON Lars-Gunnar	15																
Coach: KARLSSON Kjell																		
1st Ass. Coach: STAVEGREN Joakim																		
2nd Ass. Coach:																		
France (FRA)		RUNNING SCORE																
Time-Outs		Team Fouls					A		B		A		B		A		B	
First Half		1	2	3	4	5	6	7	1	2	1	2	1	2	1	2	1	2
Second Half		1	2	3	4	5	6	7										
Extra Periods																		
Class Points	Name of Players	No.	Player In	Fouls														
	SALLEM Riadh	4		1	2	3	4	5	1	2	1	2	1	2	1	2	1	2
	ABOUKIR Jean-Denis	5																
	LIBMAN Bertrand	6																
	COURNEIL Jerome	7																
	BOUSTILA Ouahid	8																
	FAHRASMANE Mario	9																
	GUYOT Frederic	10																
	THEREZO Jose	11																
	HAMELIN David	12																
	DIXNEUF Lionel	13																
	BAYE Philippe	14																
	LAFFONT Jean Pascal	15																
Coach: SORIANO Jean-Paul																		
1st Ass. Coach: SCHOENACKER Maurice																		
2nd Ass. Coach:																		

Wheelchair Basketball

PRNWB000001AA.00026 00102708:48V010

Match No: 56

AUS vs GER

Start Time: 11:30

Referees: BRIERE Gilles (CAN)
VLUG Theodorus (NED)

BURFORD Jonathon (USA)

Australia (AUS)										RUNNING SCORE															
Time-Outs					Team Fouls					A		B		A		B		A		B					
First Half					1	2	3	4	5	6	7	1	1	2	2	3	3	4	4	5	5	6	6		
Second Half					1	2	3	4	5	6	7	7	7	8	8	9	9	10	10	11	11	12	12		
Extra Periods												13	13	14	14	15	15	16	16	17	17				
Class Points	Name of Players				No.	Player In	Fouls				A		B		A		B		A		B				
	PORTER Shane				4		1	2	3	4	5	18	18	19	19	20	20	21	21	22	22	23	23		
	SACHS Troy				5							24	24	25	25	26	26	27	27	28	28	29	29		
	GOULD David				6							30	30	31	31	32	32	33	33	34	34	35	35		
	BLYTHE Sandy				7							36	36	37	37	38	38	39	39	40	40	41	41		
	GROENEWEGEN Shaun				8							42	42	43	43	44	44	45	45	46	46	47	47		
	McFAWN Michael				9							48	48	49	49	50	50	51	51	52	52	53	53		
	MORRIS Nick				10							54	54	55	55	56	56	57	57	58	58	59	59		
	HEWSON Gerry				11							60	60	61	61	62	62	63	63	64	64	65	65		
	QUINN Brook				12							66	66	67	67	68	68	69	69	70	70	71	71		
	ANDREWS Troy				13							72	72	73	73	74	74	75	75	76	76	77	77		
	KING Adrian				14							78	78	79	79	80	80	81	81	82	82	83	83		
	NESS Brad				15							84	84	85	85	86	86	87	87	88	88	89	89		
Coach: TURNER Bob																									
1st Ass. Coach: OLIVER Richard																									
2nd Ass. Coach: WALKER Michael																									

Germany (GER)											
Time-Outs					Team Fouls						
First Half					1	2	3	4	5	6	7
Second Half					1	2	3	4	5	6	7
Extra Periods											
Class Points	Name of Players				No.	Player In	Fouls				
	SCHWARZ Ralf				4		1	2	3	4	5
	HUEBNER Lars				5						
	SNIEGOCKI Markus				6						
	FISCHER Thomas				7						
	WIMMERS Guido				8						
	HABERKORN Markus				9						
	LEONHARDT Joerg				10						
	OTTO Martin				11						
	THALHEIM Dirk				12						
	CHRISTINK Lars				13						
	COSKUN Ahmet				14						
	KOEHLER Dirk				15						
Coach: ROEMER Gerd											
1st Ass. Coach:											
2nd Ass. Coach:											

Scores:	First Half	A _____	B _____
	Second Half	A _____	B _____
	Extra Period	A _____	B _____
Final Score:	Team A: _____		Team B: _____
Name of Winning Team:	_____		
ScoreKeeper:	_____		
TimeKeeper:	_____		
30' Operator:	_____		
Referee:	_____		
Umpire:	_____		
Captain's Signature in case of Protest:	_____		

Wheelchair Basketball

Wheelchair Basketball

Wheelchair Basketball

Wheelchair Basketball

PRNWB000001AB.00026 00102708:49V010

Match No: 57

GER vs GBR

Start Time: 14:30

Referees: ESHENKO Vladimer (CAN)
BEHRE Christofer (SWE)

SUGIYAMA Kaneyoshi (JPN)

Germany (GER)												RUNNING SCORE											
Time-Outs						Team Fouls						A		B		A		B		A		B	
First Half						1	2	3	4	5	6	7	1	1	1	1	41	41	81	81	121	121	
Second Half						1	2	3	4	5	6	7	2	2	42	42	82	82	122	122			
Extra Periods													3	3	43	43	83	83	123	123			
													4	4	44	44	84	84	124	124			
													5	5	45	45	85	85	125	125			
													6	6	46	46	86	86	126	126			
													7	7	47	47	87	87	127	127			
													8	8	48	48	88	88	128	128			
													9	9	49	49	89	89	129	129			
													10	10	50	50	90	90	130	130			
													11	11	51	51	91	91	131	131			
													12	12	52	52	92	92	132	132			
													13	13	53	53	93	93	133	133			
													14	14	54	54	94	94	134	134			
													15	15	55	55	95	95	135	135			
													16	16	56	56	96	96	136	136			
													17	17	57	57	97	97	137	137			
													18	18	58	58	98	98	138	138			
													19	19	59	59	99	99	139	139			
													20	20	60	60	100	100	140	140			
													21	21	61	61	101	101	141	141			
													22	22	62	62	102	102	142	142			
													23	23	63	63	103	103	143	143			
													24	24	64	64	104	104	144	144			
													25	25	65	65	105	105	145	145			
													26	26	66	66	106	106	146	146			
													27	27	67	67	107	107	147	147			
													28	28	68	68	108	108	148	148			
													29	29	69	69	109	109	149	149			
													30	30	70	70	110	110	150	150			
													31	31	71	71	111	111	151	151			
													32	32	72	72	112	112	152	152			
													33	33	73	73	113	113	153	153			
													34	34	74	74	114	114	154	154			
													35	35	75	75	115	115	155	155			
													36	36	76	76	116	116	156	156			
													37	37	77	77	117	117	157	157			
													38	38	78	78	118	118	158	158			
													39	39	79	79	119	119	159	159			
													40	40	80	80	120	120	160	160			
Great Britain (GBR) Time-Outs First Half: _____ Second Half: _____ Extra Periods: _____ Team Fouls 1 2 3 4 5 6 7 1 2 3 4 5 6 7 _____ Fouls 1 2 3 4 5 _____ Name of Players O'DRISCOLL Bernadette BURRETT Sarah STRANGE Clare LARGEN Georgina WILD Ann RIDLEY Jenny BAILLIE Sarah FOX Jill JACKSON Anna SMALL Kristina VANDERSTEEN Nicola MacLEAN Caroline Coach: HUDSON Paul 1st Ass. Coach: TARKENTER Malcolm 2nd Ass. Coach: PAWSON Sue						Final Score: Team A: _____ Team B: _____ Name of Winning Team: _____ ScoreKeeper: _____ TimeKeeper: _____ 30' Operator: _____ Referee: _____ Umpire: _____ Captain's Signature in case of Protest: _____																	
Scores: First Half: A _____ B _____ Second Half: A _____ B _____ Extra Period: A _____ B _____																							

Wheelchair Basketball

PRNWB000001AC.00026 00102708:49V010

Match No: 58

USA vs MEX

Start Time: 16:30

Referees: ARNOLD Sharon (AUS)
JUNGSMANN Hans-Dieter (GER)

CHUNG Hak Mo (KOR)

United States of America (USA)										RUNNING SCORE											
Time-Outs					Team Fouls					A		B		A		B		A		B	
First Half					1	2	3	4	5	6	7	1	1	1	1	41	41	81	81	121	121
Second Half					1	2	3	4	5	6	7	2	2	42	42	82	82	122	122		
Extra Periods												3	3	43	43	83	83	123	123		
												4	4	44	44	84	84	124	124		
												5	5	45	45	85	85	125	125		
												6	6	46	46	86	86	126	126		
												7	7	47	47	87	87	127	127		
												8	8	48	48	88	88	128	128		
												9	9	49	49	89	89	129	129		
												10	10	50	50	90	90	130	130		
												11	11	51	51	91	91	131	131		
												12	12	52	52	92	92	132	132		
												13	13	53	53	93	93	133	133		
												14	14	54	54	94	94	134	134		
												15	15	55	55	95	95	135	135		
												16	16	56	56	96	96	136	136		
												17	17	57	57	97	97	137	137		
												18	18	58	58	98	98	138	138		
												19	19	59	59	99	99	139	139		
												20	20	60	60	100	100	140	140		
												21	21	61	61	101	101	141	141		
												22	22	62	62	102	102	142	142		
												23	23	63	63	103	103	143	143		
												24	24	64	64	104	104	144	144		
												25	25	65	65	105	105	145	145		
												26	26	66	66	106	106	146	146		
												27	27	67	67	107	107	147	147		
												28	28	68	68	108	108	148	148		
												29	29	69	69	109	109	149	149		
												30	30	70	70	110	110	150	150		
												31	31	71	71	111	111	151	151		
												32	32	72	72	112	112	152	152		
												33	33	73	73	113	113	153	153		
												34	34	74	74	114	114	154	154		
												35	35	75	75	115	115	155	155		
												36	36	76	76	116	116	156	156		
												37	37	77	77	117	117	157	157		
												38	38	78	78	118	118	158	158		
												39	39	79	79	119	119	159	159		
												40	40	80	80	120	120	160	160		
Class Points Name of Players No. <small>Player In</small> 1 2 3 4 5					Fouls 1 2 3 4 5					Final Score: Team A: _____ Team B: _____ Name of Winning Team: _____											
STUMP Jana Ashley 4 CISNEROS Patricia 5 RODRIGUEZ Alma 6 THOMPSON Ann Walters 7 HOWITT Jennifer 8 BRANDENBURG Teresa 9 TANBERG Bobbi 10 NIBLEY Miriam 11 RIPP Christina 12 JOHNSON Josie 13 CRAWFORD Janna Lynnette 14 VERST Amy 15 Coach: BRASILE Frank 1st Ass. Coach: LYKINS Ron 2nd Ass. Coach: CHYNOWETH Tracy																					
Mexico (MEX)																					
Time-Outs					Team Fouls					A		B		A		B		A		B	
First Half					1	2	3	4	5	6	7	1	1	1	1	61	61	101	101	141	141
Second Half					1	2	3	4	5	6	7	2	2	62	62	102	102	142	142		
Extra Periods												3	3	63	63	103	103	143	143		
												4	4	64	64	104	104	144	144		
												5	5	65	65	105	105	145	145		
												6	6	66	66	106	106	146	146		
												7	7	67	67	107	107	147	147		
												8	8	68	68	108	108	148	148		
												9	9	69	69	109	109	149	149		
												10	10	70	70	110	110	150	150		
												11	11	71	71	111	111	151	151		
												12	12	72	72	112	112	152	152		
												13	13	73	73	113	113	153	153		
												14	14	74	74	114	114	154	154		
												15	15	75	75	115	115	155	155		
												16	16	76	76	116	116	156	156		
												17	17	77	77	117	117	157	157		
												18	18	78	78	118	118	158	158		
												19	19	79	79	119	119	159	159		
												20	20	80	80	120	120	160	160		
Class Points Name of Players No. <small>Player In</small> 1 2 3 4 5					Fouls 1 2 3 4 5					ScoreKeeper: _____ TimeKeeper: _____ 30' Operator: _____											
VAZQUEZ Cecilia 4 LOPEZ Alma 5 VAZQUEZ Teresita 6 MONTANO Ma. Carmen 7 PENALOZA Leticia 8 VAZQUEZ DELGADILLO Lucia 9 CAMARA Rosa 10 MIRANDA Claudia 11 FONSECA Olga 12 SOTO Juana 13 HERLINDA Rosa 14 GARCIA Wendy 15 Coach: VERGARA Eli 1st Ass. Coach: LARRAGA Pablo 2nd Ass. Coach: DURAND Sergio										Referee: _____ Umpire: _____ Captain's Signature in case of Protest: _____											

Wheelchair Basketball

PRNWB000001AD.00026 00102708:49V010

Match No: 59

JPN vs NED

Start Time: 19:30

Referees: GAUTHIER Sebastien (CAN)
DEWELL Ross (AUS)

SCHOENACKER David (FRA)

Japan (JPN)										RUNNING SCORE														
Time-Outs					Team Fouls					A		B		A		B		A		B				
First Half					1	2	3	4	5	6	7	1	2	1	2	1	2	1	2	1	2			
Second Half					1	2	3	4	5	6	7	3	3	3	3	3	3	3	3	3	3			
Extra Periods												4	4	4	4	4	4	4	4	4	4			
Class Points	Name of Players			No.	Player In	Fouls																		
	TSUKAMOTO Kyoko			4		1	2	3	4	5	5	5	5	5	5	5	5	5	5	5	5	5		
	YASHIMA Kyoko			5							6	6	6	6	6	6	6	6	6	6	6	6		
	UEMURA Chika			6							7	7	7	7	7	7	7	7	7	7	7	7		
	SAKO Junko			7							8	8	8	8	8	8	8	8	8	8	8	8		
	HORIKAWA Sayuri			8							9	9	9	9	9	9	9	9	9	9	9	9		
	TAKABAYASHI Mika			9							10	10	10	10	10	10	10	10	10	10	10	10		
	KAWAKAMI Rie			10							11	11	11	11	11	11	11	11	11	11	11	11		
	MASHIKO Megumi			11							12	12	12	12	12	12	12	12	12	12	12	12		
	TOMORI Hiromi			12							13	13	13	13	13	13	13	13	13	13	13	13		
	HIROMICHI Naoko			13							14	14	14	14	14	14	14	14	14	14	14	14		
	SOEDA Tomoe			14							15	15	15	15	15	15	15	15	15	15	15	15		
	MINAMIKAWA Sachiko			15							16	16	16	16	16	16	16	16	16	16	16	16		
Coach: MIKAMI Shinji										17	17	17	17	17	17	17	17	17	17	17	17			
1st Ass. Coach: SAKANO Haruo										18	18	18	18	18	18	18	18	18	18	18	18			
2nd Ass. Coach: SAITO Nobuaki										19	19	19	19	19	19	19	19	19	19	19	19			
	Netherlands (NED)								20	20	20	20	20	20	20	20	20	20	20	20	20	20		
Time-Outs					Team Fouls																			
First Half					1	2	3	4	5	6	7	21	21	21	21	21	21	21	21	21	21	21	21	
Second Half					1	2	3	4	5	6	7	22	22	22	22	22	22	22	22	22	22	22	22	
Extra Periods												23	23	23	23	23	23	23	23	23	23	23	23	
Class Points	Name of Players			No.	Player In	Fouls																		
	JANSEN Jennette			4		1	2	3	4	5	24	24	24	24	24	24	24	24	24	24	24	24		
	GRIFFIOEN Jiske			5							25	25	25	25	25	25	25	25	25	25	25	25		
	IBRAHIMI Achoucha			6							26	26	26	26	26	26	26	26	26	26	26	26		
	SANDERS Erna			7							27	27	27	27	27	27	27	27	27	27	27	27		
	TIGGELMAN Inge			8							28	28	28	28	28	28	28	28	28	28	28	28		
	van der LAAN Guda			9							29	29	29	29	29	29	29	29	29	29	29	29		
	MOS Jose			10							30	30	30	30	30	30	30	30	30	30	30	30		
	KORVER Cher			11							31	31	31	31	31	31	31	31	31	31	31	31		
	WEVERS Miranda			12							32	32	32	32	32	32	32	32	32	32	32	32		
	van VEGGEL Jeanine			13							33	33	33	33	33	33	33	33	33	33	33	33		
	GARNIER Petra			14							34	34	34	34	34	34	34	34	34	34	34	34		
	van LEEUWEN Evelyn			15							35	35	35	35	35	35	35	35	35	35	35	35		
Coach: KLERKS Ben										36	36	36	36	36	36	36	36	36	36	36	36			
1st Ass. Coach: MAKKENZE Henk										37	37	37	37	37	37	37	37	37	37	37	37			
2nd Ass. Coach: SCHEPERS Simone										38	38	38	38	38	38	38	38	38	38	38	38			
Coach: KLERKS Ben										39	39	39	39	39	39	39	39	39	39	39	39			
1st Ass. Coach: MAKKENZE Henk										40	40	40	40	40	40	40	40	40	40	40	40			
2nd Ass. Coach: SCHEPERS Simone																								
Scores:					First Half		A	_____			B	_____			Final Score: Team A: _____ Team B: _____									
					Second Half		A	_____			B	_____			Name of Winning Team: _____									
					Extra Period		A	_____			B	_____			ScoreKeeper: _____									
ScoreKeeper:					_____					Referee: _____					_____									
TimeKeeper:					_____					Umpire: _____					_____									
30' Operator:					_____					Captain's Signature in case of Protest: _____					_____									

Wheelchair Basketball

PRNWB000001AE.00026 00102708:49V010

Match No: 60

AUS vs CAN

Start Time: 21:30

Referees: ENGLISH Robert (GBR)
RAMOT Itzhack (ISR)

GONZALES Anthony (USA)

Australia (AUS)										RUNNING SCORE											
Time-Outs					Team Fouls					A		B		A		B		A		B	
First Half					1	2	3	4	5	6	7	1	1	1	1	41	41	81	81	121	121
Second Half					1	2	3	4	5	6	7	2	2	42	42	82	82	122	122		
Extra Periods												3	3	43	43	83	83	123	123		
												4	4	44	44	84	84	124	124		
												5	5	45	45	85	85	125	125		
												6	6	46	46	86	86	126	126		
												7	7	47	47	87	87	127	127		
												8	8	48	48	88	88	128	128		
												9	9	49	49	89	89	129	129		
												10	10	50	50	90	90	130	130		
												11	11	51	51	91	91	131	131		
												12	12	52	52	92	92	132	132		
												13	13	53	53	93	93	133	133		
												14	14	54	54	94	94	134	134		
												15	15	55	55	95	95	135	135		
												16	16	56	56	96	96	136	136		
												17	17	57	57	97	97	137	137		
												18	18	58	58	98	98	138	138		
												19	19	59	59	99	99	139	139		
												20	20	60	60	100	100	140	140		
												21	21	61	61	101	101	141	141		
												22	22	62	62	102	102	142	142		
												23	23	63	63	103	103	143	143		
												24	24	64	64	104	104	144	144		
												25	25	65	65	105	105	145	145		
												26	26	66	66	106	106	146	146		
												27	27	67	67	107	107	147	147		
												28	28	68	68	108	108	148	148		
												29	29	69	69	109	109	149	149		
												30	30	70	70	110	110	150	150		
												31	31	71	71	111	111	151	151		
												32	32	72	72	112	112	152	152		
												33	33	73	73	113	113	153	153		
												34	34	74	74	114	114	154	154		
												35	35	75	75	115	115	155	155		
												36	36	76	76	116	116	156	156		
												37	37	77	77	117	117	157	157		
												38	38	78	78	118	118	158	158		
												39	39	79	79	119	119	159	159		
												40	40	80	80	120	120	160	160		
Class Points Name of Players No. <small>Player In</small> 1 2 3 4 5 ADAMS Julianne 4 MOSELY Alison 5 DUNN Mellissa 6 FARRELL Karen 7 ROMEO Nadya 8 TESCH Liesl 9 SLANN Sharon 10 RITCHIE Donna 11 CARTER Amanda 12 O'NION Lisa 13 COGHLAN Paula 14 WEBB Jane 15 Coach: CORR Peter 1st Ass. Coach: BEVERIDGE Rob 2nd Ass. Coach: YORK Tracy										Class Points Name of Players No. <small>Player In</small> 1 2 3 4 5 KREMPIEN Jennifer 4 ABBOTT Marni 5 OHAMA Kendra 6 PETERS Marnie 7 DEL COLLE Renee 8 BENOIT Chantal 9 STILWELL Michelle 10 PETTINICCHI Sabrina 11 FERGUSON Tracey 12 RADKE Lori 13 KUTROWSKI Linda 14 KELLY Jo 15 Coach: FRICK Tim 1st Ass. Coach: BURLEIGH Jo-Anne 2nd Ass. Coach: MASH-HADLOW Charlene											
Time-Outs First Half Second Half Extra Periods					Team Fouls 1 2 3 4 5 6 7 1 2 3 4 5 6 7					Final Score: Team A: _____ Team B: _____					Name of Winning Team: _____						
Scores: First Half A _____ B _____ Second Half A _____ B _____ Extra Period A _____ B _____					ScoreKeeper: _____ TimeKeeper: _____ 30' Operator: _____					Referee: _____ Umpire: _____ Captain's Signature in case of Protest: _____											

Wheelchair Basketball

PRNWB000001AF.00073 00102710:16V010

Match No: 55

SWE 31 vs 35 FRA

Start Time: 9:30

Attendance:

Referees: OTTO Jorg-ulich (GER)
WALLAART Edwin (NED)

CALIGIURI Gabriele (AUS)

FIRST HALF

Scoring by 5 min intervals: **SWE**
FRA

6	15	23	31
6	12	26	35

Sweden (SWE)

No.	Name	MIN	PTS	Field Goals		2 Points		3 Points		Free Throws		Rebounds			AS	ST	TO	BS	PF
				M/A	%	M/A	%	M/A	%	M/A	%	OR	DR	TOT					
4	Haidari Hussein	10:52	5	2/3	66.7	2/3	66.7			1/5	20.0	1	1	2	2				
* 5	JAMESON Per	12:16														2		3	
6	FLENSBURG Daniel																		
7	GUSTAVSSON Joachim	10:00	6	3/5	60.0	3/4	75.0	0/1	0.0			2	2	4				1	
8	ABLORH Enoch	03:46	6	1/2	50.0	1/2	50.0			4/4	100.0							2	
9	WAPNER Christian	05:39																3	
* 10	BERGLUND Gunnar	04:09	2	1/1	100.0	1/1	100.0										1	1	
11	KOHLSTROEM Peter	02:05										1	1						
* 12	AKERBERG Thomas	11:13	2	1/4	25.0	1/4	25.0					1	1		1	1		1	
* 13	UHLEN Per	14:21		0/2	0.0	0/2	0.0								1	1		2	
14	WEGEBORN Stefan	05:39		0/1	0.0	0/1	0.0											1	
* 15	ANDERSSON Lars-Gunnar	20:00	10	4/7	57.1	4/7	57.1			2/2	100.0	1	4	5		1	2		2
Team Coach																			
TOTALS			31	12/25	48.0	12/24	50.0	0/1	0.0	7/11	63.6	4	9	13	4	1	6	1	16
Coach		KARLSSON Kjell																	
Assistant Coach		STAVEGREN Joakim																	

France (FRA)

No.	Name	MIN	PTS	Field Goals		2 Points		3 Points		Free Throws		Rebounds			AS	ST	TO	BS	PF
				M/A	%	M/A	%	M/A	%	M/A	%	OR	DR	TOT					
4	SALLEM Riadh	07:47		0/1	0.0	0/1	0.0												
* 5	ABOUKIR Jean-Denis	20:00	9	4/5	80.0	4/5	80.0			1/2	50.0	1		1	1			2	
* 6	LIBMAN Bertrand	10:35		0/2	0.0	0/2	0.0						2	2				2	
* 7	COURNEIL Jerome	05:05	2	1/2	50.0	1/2	50.0					1	1	1	1	1		3	
8	BOUSTILA Ouahid	09:25	12	5/8	62.5	5/8	62.5			2/5	40.0	3	1	4		1		1	
9	FAHRASMANE Mario																		
* 10	GUYOT Frederic	20:00										1		1	5	1		2	
* 11	THEREZO Jose	08:30	2	1/4	25.0	1/4	25.0					1	1	1	1	1	1	2	
12	HAMELIN David																		
13	DIXNEUF Lionel																		
14	BAYE Philippe	11:30	10	2/2	100.0	2/2	100.0			6/10	60.0	1	2	3		1		1	
15	LAFFONT Jean Pascal	07:08		0/1	0.0	0/1	0.0									1		2	
Team Coach																			
TOTALS			35	13/25	52.0	13/25	52.0			9/17	52.9	6	7	13	8	1	5	1	15
Coach		SORIANO Jean-Paul																	
Assistant Coach		SCHOENACKER Maurice																	

	SWE	FRA
Points from Turnovers:	6	6
Biggest Lead:	5 (17-12)	5 (26-21)
Second Chance Points:	4	6
Lead Changes:	5	

	SWE	FRA
Points in the Paint:	12	14
Biggest Scoring Run:	6-0 (10-6)	10-2 (26-21)
Fast Break Points:	2	
Times Tied:	7	

Legend:

MIN : Minutes Played **M/A** : Made/Attempts **%** : Shooting Percentage **OR** : Offensive Rebounds
DR : Defensive Rebounds **TOT** : Total Rebounds **AS** : Assist **ST** : Steals
TO : Turnovers **BS** : Blocked Shots **PF** : Fouls **PTS** : Points
HF : Half of Time **OT** : Over Time * : Starting/Initial

PRNWB000001B0.00069 00102711:19V010

Match No: 55

SWE 74 vs 75 FRA

Start Time: 9:30

Attendance: 14916

Referees: OTTO Jorg-ulich (GER)
WALLAART Edwin (NED)

CALIGIURI Gabriele (AUS)

Scoring by 5 min intervals: **SWE**
FRA

1.HF				2.HF			
6	15	23	31	39	43	53	74
6	12	26	35	45	56	62	75

Time	Score	Sweden		Action	France		Time	Score	Sweden		Action	France	
		Player	Points		Player	Points			Player	Points		Player	Points
FIRST HALF													
20:00		5 - JAMESON Per		Player IN			14:55		4 - HAIDARI Hussein		Free Th. Miss		
20:00		10 - BERGLUND Gunnar		Player IN			14:54		7 - GUSTAVSSON Joachim		Offens.Rebound		
20:00		12 - AKERBERG Thomas		Player IN			14:33		15 - ANDERSSON L.G.		2 Pt. Miss		
20:00		13 - UHLEN Per		Player IN			14:31		4 - HAIDARI Hussein		Offens.Rebound		
20:00		15 - ANDERSSON L.G.		Player IN			14:28	10-6	7 - GUSTAVSSON Joachim		2 Pt. MADE		
20:00				Player IN	5 - ABOUKIR Jean-Denis		14:28		4 - HAIDARI Hussein		Assist		
20:00				Player IN	6 - LIBMAN Bertrand		14:08				2 Pt. Miss	11 - THEREZO Jose	
20:00				Player IN	7 - COURNEIL Jerome		14:06		7 - GUSTAVSSON Joachim		Defens.Rebound		
20:00				Player IN	10 - GUYOT Frederic		13:39		13 - UHLEN Per		2 Pt. Miss		
20:00				Player IN	11 - THEREZO Jose		13:37				Block Shot	11 - THEREZO Jose	
19:42	2-0	10 - BERGLUND Gunnar		2 Pt. MADE			13:35		15 - ANDERSSON L.G.		Offens.Rebound		
19:42		12 - AKERBERG Thomas		Assist			13:35		15 - ANDERSSON L.G.		2 Pt. Miss		
19:22		15 - ANDERSSON L.G.		Steal			13:19	10-8			2 Pt. in the paint	5 - ABOUKIR Jean-Denis	
19:19				Turnover	11 - THEREZO Jose		13:19				Assist	11 - THEREZO Jose	
18:55		12 - AKERBERG Thomas		2 Pt. Miss			13:01		4 - HAIDARI Hussein		2 Pt. Miss		
18:51				Defens.Rebound	7 - COURNEIL Jerome		12:44	10-10			2 Pt. in the paint	11 - THEREZO Jose	
18:44	2-2			2 Pt. MADE	5 - ABOUKIR Jean-Denis		12:44				Assist	10 - GUYOT Frederic	
18:44				Assist	7 - COURNEIL Jerome		12:43		4 - HAIDARI Hussein		Player OUT		
18:34				Foul	5 - ABOUKIR Jean-Denis (P1,T1)		12:43		12 - AKERBERG Thomas		Player IN		
18:11	4-2	15 - ANDERSSON L.G.		2 Pt. in the paint			12:32				Foul	6 - LIBMAN Bertrand (P2,T9)	
18:11		13 - UHLEN Per		Assist			12:32	11-10	15 - ANDERSSON L.G.		Free Th. MADE		
17:55				2 Pt. Miss	7 - COURNEIL Jerome		12:32	12-10	15 - ANDERSSON L.G.		Free Th. MADE		
17:52		15 - ANDERSSON L.G.		Defens.Rebound			12:14				2 Pt. Miss	5 - ABOUKIR Jean-Denis	
17:49				Foul	11 - THEREZO Jose (P1,T2)		12:09				Offens.Rebound	5 - ABOUKIR Jean-Denis	
17:28				Foul	7 - COURNEIL Jerome (P1,T3)		11:50				2 Pt. Miss	6 - LIBMAN Bertrand	
17:07		12 - AKERBERG Thomas		2 Pt. Miss			11:48		15 - ANDERSSON L.G.		Defens.Rebound		
17:04				Defens.Rebound	6 - LIBMAN Bertrand		11:31		15 - ANDERSSON L.G.		Turnover		
17:01				Offensive Foul	7 - COURNEIL Jerome (P2,T4)		11:30		7 - GUSTAVSSON Joachim (P1,T4)		Foul		
17:01				Turnover	7 - COURNEIL Jerome		11:30				Player OUT	11 - THEREZO Jose	
16:57		13 - UHLEN Per (P1,T1)		Offensive Foul			11:30				Player OUT	6 - LIBMAN Bertrand	
16:57		13 - UHLEN Per		Turnover			11:30				Player IN	8 - BOUSTILA Ouahid	
16:50	4-4			2 Pt. MADE	5 - ABOUKIR Jean-Denis		11:30				Player IN	14 - BAYE Philippe	
16:28		5 - JAMESON Per		Turnover			11:30				Player OUT		
16:19		5 - JAMESON Per (P1,T2)		Foul			11:30		13 - UHLEN Per		Player OUT		
16:17		10 - BERGLUND Gunnar (P1,T3)		Foul			11:30		5 - JAMESON Per		Player OUT		
16:14				2 Pt. Miss	11 - THEREZO Jose		11:30		12 - AKERBERG Thomas		Player OUT		
16:12		10 - BERGLUND Gunnar		Block Shot			11:30		14 - WEGEBORN Stefan		Player IN		
16:10	4-6			2 Pt. MADE	7 - COURNEIL Jerome		11:30		9 - WAPNER Christian		Player IN		
15:55		15 - ANDERSSON L.G.		2 Pt. Miss			11:03		4 - HAIDARI Hussein		Player IN		
15:54				Defens.Rebound	11 - THEREZO Jose		11:01				2 Pt. Miss	4 - SALLEM Riadh	
15:51				Offensive Foul	10 - GUYOT Frederic (P1,T5)		10:32		7 - GUSTAVSSON Joachim		Defens.Rebound		
15:51				Turnover	10 - GUYOT Frederic		10:29		7 - GUSTAVSSON Joachim		3 Pt. Miss		
15:51		10 - BERGLUND Gunnar		Player OUT			10:29		4 - HAIDARI Hussein		Foul	5 - ABOUKIR Jean-Denis (P2,T10)	
15:51		7 - GUSTAVSSON Joachim		Player IN			10:29	13-10	4 - HAIDARI Hussein		Free Th. Miss		
15:51		12 - AKERBERG Thomas		Player OUT			10:18	13-12			Free Th. MADE	8 - BOUSTILA Ouahid	
15:51		4 - HAIDARI Hussein		Player IN			10:18				2 Pt. in the paint	8 - BOUSTILA Ouahid	
15:37				Foul	6 - LIBMAN Bertrand (P1,T6)		10:18				Assist	5 - ABOUKIR Jean-Denis	
15:37				Foul	7 - COURNEIL Jerome (P3,T7)		10:02	15-12	15 - ANDERSSON L.G.		2 Pt. in the paint		
15:33		7 - GUSTAVSSON Joachim		2 Pt. Miss			9:46				2 Pt. Miss	8 - BOUSTILA Ouahid	
15:31		7 - GUSTAVSSON Joachim		Offens.Rebound			9:46				Offens.Rebound	8 - BOUSTILA Ouahid	
15:29	6-6	7 - GUSTAVSSON Joachim		2 Pt. in the paint			9:46		9 - WAPNER Christian (P1,T5)		Foul		
15:13				2 Pt. Miss	11 - THEREZO Jose		9:46				Free Th. Miss	8 - BOUSTILA Ouahid	
15:10		15 - ANDERSSON L.G.		Defens.Rebound			9:44		4 - HAIDARI Hussein		Free Th. Miss	8 - BOUSTILA Ouahid	
14:55	8-6	4 - HAIDARI Hussein		2 Pt. in the paint			9:34		Sweden		Defens.Rebound		
14:55				Foul	11 - THEREZO Jose (P2,T8)		9:32	17-12	4 - HAIDARI Hussein		Fast Break		
14:55				Player OUT	7 - COURNEIL Jerome		9:17		9 - WAPNER Christian (P2,T6)		2 Pt. in the paint		
14:55				Player IN	4 - SALLEM Riadh		9:17		Sweden		Foul		
											Time Out		

Wheelchair Basketball

Time	Score	Sweden	Action	France	Time	Score	Sweden	Action	France
FIRST HALF					FIRST HALF				
9:12	17-14		2 Pt. in the paint	14 - BAYE Philippe	2:45			2 Pt. Miss	8 - BOUSTILA Ouahid
8:41			Foul	10 - GUYOT Frederic (P2,T11)	2:44		15 - ANDERSSON L.G.	Defens.Rebound	
8:41		4 - HAIDARI Hussein	Free Th. Miss		2:24		12 - AKERBERG Thomas	2 Pt. Miss	
8:41		4 - HAIDARI Hussein	Free Th. Miss		2:21			Defens.Rebound	14 - BAYE Philippe
8:38			Defens.Rebound	8 - BOUSTILA Ouahid	2:05		5 - JAMESON Per (P3,T14)	Foul	
8:22		15 - ANDERSSON L.G. (P1,T7)	Foul		2:05		8 - ABLORH Enoch	Player OUT	
8:22			Free Th. Miss	14 - BAYE Philippe	2:05		4 - HAIDARI Hussein	Player IN	
8:22			Free Th. Miss	14 - BAYE Philippe	2:05		5 - JAMESON Per	Player OUT	
8:20			Offens.Rebound	8 - BOUSTILA Ouahid	2:05		11 - KOHLSTROEM Peter	Player IN	
8:20	17-16		Tap MADE	8 - BOUSTILA Ouahid	2:05	29-30		Free Th. MADE	8 - BOUSTILA Ouahid
8:00	19-16	15 - ANDERSSON L.G.	2 Pt. MADE		2:05	29-31		Free Th. MADE	8 - BOUSTILA Ouahid
7:46	19-18		2 Pt. MADE	8 - BOUSTILA Ouahid	2:05			Player OUT	8 - BOUSTILA Ouahid
7:46			Assist	10 - GUYOT Frederic	2:05			Player IN	6 - LIBMAN Bertrand
7:24			Steal	14 - BAYE Philippe	1:47		12 - AKERBERG Thomas (P1,T15)	Offensive Foul	
7:22		15 - ANDERSSON L.G.	Turnover		1:47		12 - AKERBERG Thomas	Turnover	
7:10			2 Pt. Miss	8 - BOUSTILA Ouahid	1:32		15 - ANDERSSON L.G. (P2,T16)	Foul	
7:08			Offens.Rebound	14 - BAYE Philippe	1:32	29-32		Free Th. MADE	14 - BAYE Philippe
7:08		14 - WEGEBORN Stefan (P1,T8)	Foul		1:32	29-33		Free Th. MADE	14 - BAYE Philippe
7:08			Player OUT	4 - SALLEM Riadh	1:05	31-33	12 - AKERBERG Thomas	2 Pt. in the paint	
7:08			Player IN	15 - LAFFONT Jean Pascal	1:05		4 - HAIDARI Hussein	Assist	
7:08	19-19		Free Th. MADE	14 - BAYE Philippe	0:53	31-35		2 Pt. MADE	5 - ABOUKIR Jean-Denis
7:08	19-20		Free Th. MADE	14 - BAYE Philippe	0:53			Assist	10 - GUYOT Frederic
6:52	21-20	7 - GUSTAVSSON Joachim	2 Pt. MADE		0:26		13 - UHLEN Per	2 Pt. Miss	
6:33	21-22		2 Pt. MADE	14 - BAYE Philippe	0:23			Defens.Rebound	6 - LIBMAN Bertrand
6:13		14 - WEGEBORN Stefan	2 Pt. Miss		0:00			2 Pt. Miss	6 - LIBMAN Bertrand
5:51	21-24		2 Pt. in the paint	8 - BOUSTILA Ouahid	0:00		11 - KOHLSTROEM Peter	Defens.Rebound	
5:51			Assist	10 - GUYOT Frederic	SECOND HALF				
5:51		9 - WAPNER Christian (P3,T9)	Foul		20:00		4 - HAIDARI Hussein	Player IN	
5:51		14 - WEGEBORN Stefan	Player OUT		20:00		5 - JAMESON Per	Player IN	
5:51		9 - WAPNER Christian	Player OUT		20:00		13 - UHLEN Per	Player IN	
5:51		7 - GUSTAVSSON Joachim	Player OUT		20:00		15 - ANDERSSON L.G.	Player IN	
5:51		4 - HAIDARI Hussein	Player OUT		20:00			Player IN	5 - ABOUKIR Jean-Denis
5:51		8 - ABLORH Enoch	Player IN		20:00			Player IN	6 - LIBMAN Bertrand
5:51		5 - JAMESON Per	Player IN		20:00			Player IN	10 - GUYOT Frederic
5:51		12 - AKERBERG Thomas	Player IN		20:00			Player IN	14 - BAYE Philippe
5:51		13 - UHLEN Per	Player IN		20:00			Player IN	15 - LAFFONT Jean Pascal
5:48			Free Th. Miss	8 - BOUSTILA Ouahid	20:00		7 - GUSTAVSSON Joachim	Player IN	
5:44			Offens.Rebound	10 - GUYOT Frederic	19:44	33-35	7 - GUSTAVSSON Joachim	2 Pt. MADE	
5:37	21-26		2 Pt. in the paint	8 - BOUSTILA Ouahid	19:44		4 - HAIDARI Hussein	Assist	
5:37			Assist	10 - GUYOT Frederic	19:29	33-37		2 Pt. MADE	6 - LIBMAN Bertrand
5:32			Foul	15 - LAFFONT Jean Pascal (P1,T12)	19:29		13 - UHLEN Per (P3,T1)	Foul	
5:32	22-26	8 - ABLORH Enoch	Free Th. MADE		19:29			Free Th. Miss	6 - LIBMAN Bertrand
5:32	23-26	8 - ABLORH Enoch	Free Th. MADE		19:26			Offens.Rebound	6 - LIBMAN Bertrand
5:19		8 - ABLORH Enoch (P1,T10)	Foul		19:23			2 Pt. Miss	6 - LIBMAN Bertrand
5:19			Free Th. Miss	14 - BAYE Philippe	19:22		4 - HAIDARI Hussein	Defens.Rebound	
5:19			Free Th. Miss	14 - BAYE Philippe	18:52			Steal	6 - LIBMAN Bertrand
5:17		12 - AKERBERG Thomas	Defens.Rebound		18:49		13 - UHLEN Per	Turnover	
5:03		8 - ABLORH Enoch	2 Pt. Miss		18:37			Offensive Foul	6 - LIBMAN Bertrand (P3,T1)
5:00			Defens.Rebound	14 - BAYE Philippe	18:37			Turnover	6 - LIBMAN Bertrand
4:50		13 - UHLEN Per (P2,T11)	Foul		18:25		15 - ANDERSSON L.G.	2 Pt. Miss	
4:50			Free Th. Miss	5 - ABOUKIR Jean-Denis	18:23			Defens.Rebound	14 - BAYE Philippe
4:50	23-27		Free Th. MADE	5 - ABOUKIR Jean-Denis	18:07			2 Pt. Miss	14 - BAYE Philippe
4:27		5 - JAMESON Per (P2,T12)	Offensive Foul		18:03		7 - GUSTAVSSON Joachim	Defens.Rebound	
4:27		5 - JAMESON Per	Turnover		17:47		7 - GUSTAVSSON Joachim	2 Pt. Miss	
4:17			Offensive Foul	15 - LAFFONT Jean Pascal (P2,T13)	17:45			Player OUT	6 - LIBMAN Bertrand
4:17			Turnover	15 - LAFFONT Jean Pascal	17:45			Player IN	8 - BOUSTILA Ouahid
4:06			Foul	14 - BAYE Philippe (P1,T14)	17:45		15 - ANDERSSON L.G. (P3,T2)	Foul	
4:06	24-27	8 - ABLORH Enoch	Free Th. MADE		17:42	33-39		2 Pt. MADE	14 - BAYE Philippe
4:06	25-27	8 - ABLORH Enoch	Free Th. MADE		17:42		4 - HAIDARI Hussein (P1,T3)	Foul	
3:54			Offensive Foul	8 - BOUSTILA Ouahid (P1,T15)	17:42			Free Th. Miss	14 - BAYE Philippe
3:54			Turnover	8 - BOUSTILA Ouahid	17:40		7 - GUSTAVSSON Joachim	Defens.Rebound	
3:46	27-27	8 - ABLORH Enoch	2 Pt. MADE		17:29		4 - HAIDARI Hussein	3 Pt. Miss	
3:45			Time Out	France	17:26		7 - GUSTAVSSON Joachim	Offens.Rebound	
3:42		8 - ABLORH Enoch (P2,T13)	Foul		17:17	35-39	7 - GUSTAVSSON Joachim	2 Pt. MADE	
3:42	27-28		Free Th. MADE	14 - BAYE Philippe	17:17		4 - HAIDARI Hussein	Assist	
3:42	27-29		Free Th. MADE	14 - BAYE Philippe	16:53			2 Pt. Miss	8 - BOUSTILA Ouahid
3:18	29-29	15 - ANDERSSON L.G.	2 Pt. MADE		16:51			Offens.Rebound	10 - GUYOT Frederic
2:51			2 Pt. Miss	15 - LAFFONT Jean Pascal	16:48	35-41		2 Pt. in the paint	8 - BOUSTILA Ouahid
2:48			Offens.Rebound	8 - BOUSTILA Ouahid	16:48			Assist	10 - GUYOT Frederic

Time	Score	Sweden	Action	France	Time	Score	Sweden	Action	France
SECOND HALF									
16:12	37-41	13 - UHLEN Per	2 Pt. MADE		8:51			Offensive Foul	15 - LAFFONT Jean Pascal (P3,T3)
16:12		15 - ANDERSSON L.G.	Assist		8:51			Turnover	15 - LAFFONT Jean Pascal
15:57			2 Pt. Miss	10 - GUYOT Frederic	8:51		12 - AKERBERG Thomas	Player OUT	
15:54			Offens.Rebound	14 - BAYE Philippe	8:51		4 - HAIDARI Hussein	Player IN	
15:54	37-43		Tap MADE	14 - BAYE Philippe	8:39		15 - ANDERSSON L.G.	2 Pt. Miss	
15:39	39-43	7 - GUSTAVSSON Joachim	2 Pt. in the paint		8:37			Defens.Rebound	14 - BAYE Philippe
15:39		13 - UHLEN Per	Assist		8:19			2 Pt. Miss	8 - BOUSTILA Ouahid
15:22		5 - JAMESON Per (P4,T4)	Foul		8:16			Offens.Rebound	8 - BOUSTILA Ouahid
15:18	39-45		2 Pt. in the paint	5 - ABOUKIR Jean-Denis	8:16			2 Pt. Miss	8 - BOUSTILA Ouahid
15:18			Assist	8 - BOUSTILA Ouahid	8:13		15 - ANDERSSON L.G.	Defens.Rebound	
15:02		4 - HAIDARI Hussein	2 Pt. Miss		8:06		Sweden	Fast Break	
14:57			Defens.Rebound	8 - BOUSTILA Ouahid	8:04	49-56	4 - HAIDARI Hussein	2 Pt. in the paint	
14:52			Fast Break	France	7:50			Turnover	8 - BOUSTILA Ouahid
14:46	39-47		2 Pt. in the paint	8 - BOUSTILA Ouahid	7:41		15 - ANDERSSON L.G. (P4,T8)	Offensive Foul	
14:46			Assist	10 - GUYOT Frederic	7:41		15 - ANDERSSON L.G.	Turnover	
14:36		13 - UHLEN Per	2 Pt. Miss		7:36			Turnover	5 - ABOUKIR Jean-Denis
14:34			Defens.Rebound	14 - BAYE Philippe	7:36			Foul	14 - BAYE Philippe (P2,T4)
14:21	39-49		2 Pt. in the paint	8 - BOUSTILA Ouahid	7:32			Player OUT	14 - BAYE Philippe
14:04		4 - HAIDARI Hussein	2 Pt. Miss		7:32			Player IN	11 - THEREZO Jose
14:02			Defens.Rebound	8 - BOUSTILA Ouahid	7:29			Foul	5 - ABOUKIR Jean-Denis (P3,T5)
13:59		4 - HAIDARI Hussein (P2,T5)	Foul		7:29	50-56	4 - HAIDARI Hussein	Free Th. MADE	
13:59		4 - HAIDARI Hussein	Player OUT		7:29	51-56	4 - HAIDARI Hussein	Free Th. MADE	
13:59		15 - ANDERSSON L.G.	Player OUT		7:16		14 - WEGEBORN Stefan (P2,T9)	Foul	
13:59		10 - BERGLUND Gunnar	Player IN		7:16			Free Th. Miss	10 - GUYOT Frederic
13:59		12 - AKERBERG Thomas	Player IN		7:16			Free Th. Miss	10 - GUYOT Frederic
13:47			2 Pt. Miss	8 - BOUSTILA Ouahid	7:14			Offens.Rebound	10 - GUYOT Frederic
13:46		10 - BERGLUND Gunnar	Defens.Rebound		7:11		15 - ANDERSSON L.G. (P5,T10)	Foul	
13:32			Steal	8 - BOUSTILA Ouahid	7:11		15 - ANDERSSON L.G.	Player OUT	
13:30		10 - BERGLUND Gunnar	Turnover		7:11		10 - BERGLUND Gunnar	Player IN	
13:26			Turnover	10 - GUYOT Frederic	7:11	51-57		Free Th. MADE	8 - BOUSTILA Ouahid
13:16		12 - AKERBERG Thomas (P2,T6)	Offensive Foul		7:11			Free Th. Miss	8 - BOUSTILA Ouahid
13:16		12 - AKERBERG Thomas	Turnover		7:07		10 - BERGLUND Gunnar	Defens.Rebound	
13:16		10 - BERGLUND Gunnar (P2,T7)	Technical Foul		6:40		10 - BERGLUND Gunnar	2 Pt. Miss	
13:16		10 - BERGLUND Gunnar	Player OUT		6:36			Defens.Rebound	8 - BOUSTILA Ouahid
13:16		8 - ABLORH Enoch	Player IN		6:21	51-59		2 Pt. in the paint	8 - BOUSTILA Ouahid
13:16	39-50		Free Th. MADE	14 - BAYE Philippe	6:21		Sweden	Assist	10 - GUYOT Frederic
13:16			Free Th. Miss	14 - BAYE Philippe	6:21			Time Out	
13:13		12 - AKERBERG Thomas	Defens.Rebound		6:19			Player OUT	5 - ABOUKIR Jean-Denis
12:50	41-50	12 - AKERBERG Thomas	2 Pt. in the paint		6:19			Player IN	4 - SALLEM Riadh
12:50		8 - ABLORH Enoch	Assist		6:19			Player OUT	8 - BOUSTILA Ouahid
12:29	41-52		2 Pt. MADE	5 - ABOUKIR Jean-Denis	6:19			Player IN	6 - LIBMAN Bertrand
12:29			Assist	14 - BAYE Philippe	6:19			Player OUT	10 - GUYOT Frederic
12:12		7 - GUSTAVSSON Joachim	2 Pt. Miss		6:19			Player IN	9 - FAHRASMANE Mario
12:09			Defens.Rebound	8 - BOUSTILA Ouahid	6:00	53-59	8 - ABLORH Enoch	2 Pt. MADE	
11:52			2 Pt. Miss	15 - LAFFONT Jean Pascal	6:00		8 - ABLORH Enoch	Steal	
11:47		12 - AKERBERG Thomas	Defens.Rebound		5:59			Turnover	9 - FAHRASMANE Mario
11:43		8 - ABLORH Enoch	Turnover		5:56		8 - ABLORH Enoch	Turnover	
11:31			2 Pt. Miss	8 - BOUSTILA Ouahid	5:51		8 - ABLORH Enoch (P3,T11)	Foul	
11:26		7 - GUSTAVSSON Joachim	Defens.Rebound		5:51	53-60		Free Th. MADE	11 - THEREZO Jose
11:12		5 - JAMESON Per	2 Pt. Miss		5:51			Free Th. Miss	11 - THEREZO Jose
11:09		13 - UHLEN Per	Player OUT		5:48		10 - BERGLUND Gunnar	Defens.Rebound	
11:09		14 - WEGEBORN Stefan	Player IN		5:38			Steal	6 - LIBMAN Bertrand
11:09		5 - JAMESON Per	Player OUT		5:36		9 - WAPNER Christian	Turnover	
11:09		9 - WAPNER Christian	Player IN		5:25	53-62		2 Pt. in the paint	11 - THEREZO Jose
11:06		7 - GUSTAVSSON Joachim	Turnover		5:25			Assist	9 - FAHRASMANE Mario
10:52	41-54		2 Pt. in the paint	5 - ABOUKIR Jean-Denis	5:10		10 - BERGLUND Gunnar	2 Pt. Miss	
10:52			Assist	8 - BOUSTILA Ouahid	5:07			Defens.Rebound	4 - SALLEM Riadh
10:38			Foul	8 - BOUSTILA Ouahid (P2,T2)	4:48	53-64		2 Pt. in the paint	11 - THEREZO Jose
10:38		Sweden	Time Out		4:48			Assist	9 - FAHRASMANE Mario
10:38		7 - GUSTAVSSON Joachim	Player OUT		4:34			Foul	11 - THEREZO Jose (P3,T6)
10:38		15 - ANDERSSON L.G.	Player IN		4:30	55-64	14 - WEGEBORN Stefan	2 Pt. MADE	
10:16	43-54	15 - ANDERSSON L.G.	2 Pt. in the paint		4:19		8 - ABLORH Enoch (P4,T12)	Foul	
10:16		8 - ABLORH Enoch	Assist		4:19	55-65		Free Th. MADE	6 - LIBMAN Bertrand
10:01	43-56		2 Pt. MADE	14 - BAYE Philippe	4:19			Free Th. Miss	6 - LIBMAN Bertrand
9:43	45-56	8 - ABLORH Enoch	2 Pt. MADE		4:17		10 - BERGLUND Gunnar	Defens.Rebound	
9:22		15 - ANDERSSON L.G.	Steal		4:06	57-65	8 - ABLORH Enoch	2 Pt. in the paint	
9:20			Turnover	10 - GUYOT Frederic	4:06		10 - BERGLUND Gunnar	Assist	
9:13	47-56	15 - ANDERSSON L.G.	2 Pt. MADE		3:39	57-67		2 Pt. in the paint	6 - LIBMAN Bertrand
9:13		8 - ABLORH Enoch	Assist		3:39			Assist	9 - FAHRASMANE Mario

Wheelchair Basketball

Wheelchair Basketball

Wheelchair Basketball

Wheelchair Basketball

Time	Score	Sweden	Action	France	Time	Score	Sweden	Action	France
SECOND HALF					SECOND HALF				
3:24		9 - WAPNER Christian	Turnover		1:31		Sweden	Fast Break	
3:24		Sweden	Time Out		1:31	64-71	11 - KOHLSTROEM Peter	2 Pt. in the paint	
3:19		9 - WAPNER Christian (P4,T13)	Foul		1:31		10 - BERGLUND Gunnar	Assist	
3:19			Free Th. Miss	15 - LAFFONT Jean Pascal	1:28		14 - WEGEBORN Stefan (P3,T16)	Foul	
3:19			Free Th. Miss	15 - LAFFONT Jean Pascal	1:28	64-72		Free Th. MADE	15 - LAFFONT Jean Pascal
3:11			Foul	4 - SALLEM Riadh (P1,T7)	1:28	64-73		Free Th. MADE	15 - LAFFONT Jean Pascal
3:01	59-67	10 - BERGLUND Gunnar	2 Pt. in the paint		1:28			Foul	9 - FAHRASMANE Mario (P1,T11)
2:49		9 - WAPNER Christian (P5,T14)	Foul		1:28		6 - FLENSBURG Daniel	Free Th. Miss	
2:49	59-68		Free Th. MADE	11 - THEREZO Jose	1:28		6 - FLENSBURG Daniel	Free Th. Miss	
2:49	59-69		Free Th. MADE	11 - THEREZO Jose	1:25		6 - FLENSBURG Daniel	Offens.Rebound	
2:40		4 - HAIDARI Hussein	3 Pt. Miss		1:25	66-73	6 - FLENSBURG Daniel	2 Pt. in the paint	
2:37		9 - WAPNER Christian	Offens.Rebound		1:25			Time Out	France
2:23		8 - ABLORH Enoch	2 Pt. Miss		1:23		4 - HAIDARI Hussein (P3,T17)	Foul	
2:19		10 - BERGLUND Gunnar	Offens.Rebound		1:23			Free Th. Miss	11 - THEREZO Jose
2:15		8 - ABLORH Enoch	3 Pt. Miss		1:23			Free Th. Miss	11 - THEREZO Jose
2:12		9 - WAPNER Christian	Player OUT		1:19		11 - KOHLSTROEM Peter	Defens.Rebound	
2:12		11 - KOHLSTROEM Peter	Player IN		1:08	68-73	6 - FLENSBURG Daniel	2 Pt. in the paint	
2:12		8 - ABLORH Enoch	Player OUT		1:08		10 - BERGLUND Gunnar	Assist	
2:12		14 - WEGEBORN Stefan	Player OUT		1:02		10 - BERGLUND Gunnar (P3,T18)	Foul	
2:12		6 - FLENSBURG Daniel	Player IN		1:02			Free Th. Miss	6 - LIBMAN Bertrand
2:12		14 - WEGEBORN Stefan	Player IN		1:02			Free Th. Miss	6 - LIBMAN Bertrand
2:12		10 - BERGLUND Gunnar	Player OUT		1:00			Offens.Rebound	11 - THEREZO Jose
2:12		8 - ABLORH Enoch	Player IN		0:56			2 Pt. Miss	11 - THEREZO Jose
2:04			Foul	4 - SALLEM Riadh (P2,T8)	0:52		6 - FLENSBURG Daniel	Defens.Rebound	
2:04	60-69	14 - WEGEBORN Stefan	Free Th. MADE		0:47	71-73	4 - HAIDARI Hussein	3 Pt. MADE	
2:02	61-69	14 - WEGEBORN Stefan	Free Th. MADE		0:46		6 - FLENSBURG Daniel (P2,T19)	Foul	
1:58		6 - FLENSBURG Daniel (P1,T15)	Foul		0:46			Free Th. Miss	6 - LIBMAN Bertrand
1:58	61-70		Free Th. MADE	4 - SALLEM Riadh	0:46	71-74		Free Th. MADE	6 - LIBMAN Bertrand
1:58	61-71		Free Th. MADE	4 - SALLEM Riadh	0:33		4 - HAIDARI Hussein	3 Pt. Miss	
1:54			Foul	11 - THEREZO Jose (P4,T9)	0:30		14 - WEGEBORN Stefan	Offens.Rebound	
1:54		4 - HAIDARI Hussein	Free Th. Miss		0:22			Foul	9 - FAHRASMANE Mario (P2,T12)
1:54	62-71	4 - HAIDARI Hussein	Free Th. MADE		0:22		4 - HAIDARI Hussein	Free Th. Miss	
1:54		4 - HAIDARI Hussein	Free Th. Miss		0:22	72-74	4 - HAIDARI Hussein	Free Th. MADE	
1:49		11 - KOHLSTROEM Peter	Offens.Rebound		0:22		14 - WEGEBORN Stefan (P4,T20)	Foul	
1:46		4 - HAIDARI Hussein	Turnover		0:22			Free Th. Miss	4 - SALLEM Riadh
1:38			Offensive Foul	6 - LIBMAN Bertrand (P4,T10)	0:22	72-75		Free Th. MADE	4 - SALLEM Riadh
1:38			Turnover	6 - LIBMAN Bertrand	0:00	74-75	6 - FLENSBURG Daniel	2 Pt. in the paint	
1:38		8 - ABLORH Enoch	Player OUT		0:00		10 - BERGLUND Gunnar	Assist	
1:38		10 - BERGLUND Gunnar	Player IN		0:00			END OF PERIOD	

Wheelchair Basketball

Wheelchair Basketball

Wheelchair Basketball

Wheelchair Basketball

PRNWB000001B1.0008 00102720:01V05OC

DATE	TIME	TEAMS	PHASE	Match No.	GENDER	LOCATION	
19 OCT 2000	9:30	MEX vs CAN	Preliminary Group A	1	MEN	Sydney SuperDome	
	11:30	KOR vs NED	Preliminary Group B	2	MEN	Sydney SuperDome	
	14:15	JPN vs AUS	Preliminary Group B	3	MEN	Sydney SuperDome	
	16:15	GBR vs GER	Preliminary Group A	4	MEN	Sydney SuperDome	
	19:00	SWE vs FRA	Preliminary Group B	5	MEN	Sydney SuperDome	
	21:00	RSA vs USA	Preliminary Group A	6	MEN	Sydney SuperDome	
20 OCT 2000	9:30	NED vs JPN	Preliminary Group B	7	MEN	Sydney SuperDome	
	11:30	SWE vs KOR	Preliminary Group B	8	MEN	Sydney SuperDome	
	14:15	USA vs GBR	Preliminary Group A	9	WOMEN	Sydney SuperDome	
	16:15	AUS vs NED	Preliminary Group A	10	WOMEN	Sydney SuperDome	
	19:00	CAN vs GBR	Preliminary Group A	11	MEN	Sydney SuperDome	
	19:00	USA vs MEX	Preliminary Group A	12	MEN	The Dome	
	21:00	AUS vs FRA	Preliminary Group B	13	MEN	Sydney SuperDome	
	21:00	GER vs RSA	Preliminary Group A	14	MEN	The Dome	
21 OCT 2000	9:30	USA vs NED	Preliminary Group A	15	WOMEN	Sydney SuperDome	
	11:30	CAN vs MEX	Preliminary Group B	16	WOMEN	Sydney SuperDome	
	14:15	FRA vs JPN	Preliminary Group B	17	MEN	Sydney SuperDome	
	14:15	RSA vs CAN	Preliminary Group A	18	MEN	The Dome	
	16:15	GER vs USA	Preliminary Group A	19	MEN	Sydney SuperDome	
	16:15	KOR vs AUS	Preliminary Group B	20	MEN	The Dome	
	19:00	JPN vs GER	Preliminary Group B	21	WOMEN	Sydney SuperDome	
	19:00	GBR vs MEX	Preliminary Group A	22	MEN	The Dome	
	21:00	AUS vs GBR	Preliminary Group A	23	WOMEN	Sydney SuperDome	
	21:00	SWE vs NED	Preliminary Group B	24	MEN	The Dome	
	22 OCT 2000	9:30	MEX vs RSA	Preliminary Group A	25	MEN	Sydney SuperDome
		11:30	NED vs FRA	Preliminary Group B	26	MEN	Sydney SuperDome
14:15		USA vs GBR	Preliminary Group A	27	MEN	Sydney SuperDome	
14:15		NED vs GBR	Preliminary Group A	28	WOMEN	The Dome	
16:15		SWE vs AUS	Preliminary Group B	29	MEN	Sydney SuperDome	
16:15		JPN vs MEX	Preliminary Group B	30	WOMEN	The Dome	
19:00		JPN vs KOR	Preliminary Group B	31	MEN	Sydney SuperDome	
19:00		CAN vs GER	Preliminary Group B	32	WOMEN	The Dome	
21:00		CAN vs GER	Preliminary Group A	33	MEN	Sydney SuperDome	
21:00		AUS vs USA	Preliminary Group A	34	WOMEN	The Dome	
23 OCT 2000		9:30	GER vs MEX	Preliminary Group B	35	WOMEN	Sydney SuperDome
		9:30	KOR vs FRA	Preliminary Group B	36	MEN	The Dome
		11:30	MEX vs GER	Preliminary Group A	37	MEN	Sydney SuperDome
		11:30	SWE vs JPN	Preliminary Group B	38	MEN	The Dome
	14:15	CAN vs JPN	Preliminary Group B	39	WOMEN	Sydney SuperDome	
	16:15	RSA vs GBR	Preliminary Group A	40	MEN	Sydney SuperDome	
	19:00	CAN vs USA	Preliminary Group A	41	MEN	Sydney SuperDome	
	21:00	AUS vs NED	Preliminary Group B	42	MEN	Sydney SuperDome	
25 OCT 2000	9:30	CAN vs SWE	Quarterfinals	43	MEN	Sydney SuperDome	
	11:30	FRA vs GBR	Quarterfinals	44	MEN	Sydney SuperDome	
	14:15	USA vs AUS	Quarterfinals	45	MEN	Sydney SuperDome	
	16:15	NED vs GER	Quarterfinals	46	MEN	Sydney SuperDome	
	19:00	AUS vs JPN	Semifinals 1-4	47	WOMEN	Sydney SuperDome	
	21:00	CAN vs NED	Semifinals 1-4	48	WOMEN	Sydney SuperDome	

Wheelchair Basketball

Wheelchair Basketball

Wheelchair Basketball

Wheelchair Basketball

UPDATED TO INDICATE PROGRESSIONS
TO MENS FINALS

CORRECTED

DATE	TIME	TEAMS	PHASE	Match No.	GENDER	LOCATION
26 OCT 2000	9:30	USA vs GER	Semifinals 5-8	49	WOMEN	Sydney SuperDome
	11:30	MEX vs GBR	Semifinals 5-8	50	WOMEN	Sydney SuperDome
	14:15	MEX vs KOR	Semifinals 9-12	51	MEN	Sydney SuperDome
	16:15	JPN vs RSA	Semifinals 9-12	52	MEN	Sydney SuperDome
	19:00	CAN vs GBR	Semifinals 1-4	53	MEN	Sydney SuperDome
	21:00	USA vs NED	Semifinals 1-4	54	MEN	Sydney SuperDome
27 OCT 2000	9:30	SWE vs FRA	Semifinals 5-8	55	MEN	Sydney SuperDome
	11:30	AUS vs GER	Semifinals 5-8	56	MEN	Sydney SuperDome
	14:30	GER vs GBR	7th-8th Place	57	WOMEN	Sydney SuperDome
	16:30	USA vs MEX	5th-6th Place	58	WOMEN	Sydney SuperDome
	19:30	JPN vs NED	Bronze Medal	59	WOMEN	Sydney SuperDome
	21:30	AUS vs CAN	Gold Medal	60	WOMEN	Sydney SuperDome
28 OCT 2000	9:30	KOR vs RSA	11th-12th Place	61	MEN	Sydney SuperDome
	11:30	MEX vs JPN	9th-10th Place	62	MEN	Sydney SuperDome
	14:30	GER vs SWE	7th-8th Place	63	MEN	Sydney SuperDome
	16:30	AUS vs FRA	5th-6th Place	64	MEN	Sydney SuperDome
	19:30	USA vs GBR	Bronze Medal	65	MEN	Sydney SuperDome
	21:30	NED vs CAN	Gold Medal	66	MEN	Sydney SuperDome

Wheelchair Basketball

Wheelchair Basketball

Wheelchair Basketball

Wheelchair Basketball

UPDATED TO INDICATE PROGRESSIONS
TO MENS FINALS

CORRECTED

PRNWB000001B2.00073 00102711:19V020

Match No: 55

SWE 74 vs 75 FRA

Start Time: 9:30

Attendance: 14916

Referees: OTTO Jorg-ulich (GER)
WALLAART Edwin (NED)

CALIGIURI Gabriele (AUS)

Scoring by 5 min intervals: **SWE**
FRA

1.HF				2.HF			
6	15	23	31	39	43	53	74
6	12	26	35	45	56	62	75

Sweden (SWE)

No.	Name	MIN	PTS	Field Goals		2 Points		3 Points		Free Throws		Rebounds			AS	ST	TO	BS	PF
				M/A	%	M/A	%	M/A	%	M/A	%	OR	DR	TOT					
4	Haidari Hussein	25:44	14	4/10	40.0	3/6	50.0	1/4	25.0	5/12	41.7	1	2	3	4		1		3
* 5	JAMESON Per	21:07		0/1	0.0	0/1	0.0										2		4
6	FLENSBURG Daniel	02:12	6	3/3	100.0	3/3	100.0			0/2	0.0	1	1	2					2
7	GUSTAVSSON Joachim	19:22	12	6/10	60.0	6/9	66.7	0/1	0.0			3	5	8			1		1
8	ABLORH Enoch	15:24	12	4/7	57.1	4/6	66.7	0/1	0.0	4/4	100.0				3	1	2		4
9	WAPNER Christian	14:36										1		1					5
* 10	BERGLUND Gunnar	11:29	4	2/4	50.0	2/4	50.0					1	4	5	4		1	1	3
11	KOHLSTROEM Peter	04:17	2	1/1	100.0	1/1	100.0					1	2	3					
* 12	AKERBERG Thomas	16:21	4	2/5	40.0	2/5	40.0							3	1		2		2
* 13	UHLÉN Per	23:12	2	1/4	25.0	1/4	25.0								2		2		3
14	WEGEBORN Stefan	16:48	4	1/2	50.0	1/2	50.0			2/2	100.0	1		1					4
* 15	ANDERSSON Lars-Gunnar	29:28	14	6/11	54.5	6/11	54.5			2/2	100.0	1	5	6	1	2	3		5
Team Coach																			
TOTALS			74	30/58	51.7	29/52	55.8	1/6	16.7	13/22	59.1	10	22	32	15	3	16	1	36
Coach		KARLSSON Kjell																	
Assistant Coach		STAVEGREN Joakim																	

France (FRA)

No.	Name	MIN	PTS	Field Goals		2 Points		3 Points		Free Throws		Rebounds			AS	ST	TO	BS	PF
				M/A	%	M/A	%	M/A	%	M/A	%	OR	DR	TOT					
4	SALLEM Riadh	14:06	3	0/1	0.0	0/1	0.0			3/4	75.0		1	1					2
* 5	ABOUKIR Jean-Denis	33:41	15	7/8	87.5	7/8	87.5			1/2	50.0	1	1	1	1		1		3
* 6	LIBMAN Bertrand	19:09	6	2/5	40.0	2/5	40.0			2/7	28.6	1	2	3		2	2		4
* 7	COURNEIL Jerome	05:05	2	1/2	50.0	1/2	50.0					1	1	1	1		1		3
8	BOUSTILA Ouahid	20:51	21	9/17	52.9	9/17	52.9			3/7	42.9	4	5	9	2	1	2		2
9	FAHRASMANE Mario	06:19												3			1		2
* 10	GUYOT Frederic	33:41		0/1	0.0	0/1	0.0			0/2	0.0	3		3	8		3		2
* 11	THEREZO Jose	16:02	9	3/7	42.9	3/7	42.9			3/6	50.0	1	1	2	1		1	1	4
12	HAMELIN David																		
13	DIXNEUF Lionel																		
14	BAYE Philippe	23:58	17	5/6	83.3	5/6	83.3			7/13	53.8	2	5	7	1	1			2
15	LAFFONT Jean Pascal	27:08	2	0/2	0.0	0/2	0.0			2/4	50.0						2		3
Team Coach																			
TOTALS			75	27/49	55.1	27/49	55.1			21/45	46.7	12	15	27	17	4	13	1	27
Coach		SORIANO Jean-Paul																	
Assistant Coach		SCHOENACKER Maurice																	

	SWE	FRA
Points from Turnovers:	12	12
Biggest Lead:	5 (17-12)	13 (54-41)
Second Chance Points:	11	11
Lead Changes:	5	

	SWE	FRA
Points in the Paint:	32	34
Biggest Scoring Run:	8-0 (51-56)	11-2 (54-41)
Fast Break Points:	6	2
Times Tied:	7	

Legend:

MIN : Minutes Played **M/A** : Made/Attempts **%** : Shooting Percentage **OR** : Offensive Rebounds
DR : Defensive Rebounds **TOT** : Total Rebounds **AS** : Assist **ST** : Steals
TO : Turnovers **BS** : Blocked Shots **PF** : Fouls **PTS** : Points
HF : Half of Time **OT** : Over Time * : Starting/Initial

PRNWB000001B3.00076B 00102711:20V090

Preliminary Group A								MATCHES			POINTS		Class.
Rank		CAN	USA	GBR	GER	MEX	RSA	PLAY	WON	LOST	FOR	AGST	Points
1	CAN		58-45	55-50	68-43	61-33	85-25	5	5	0	327	196	10
2	USA	45-58		74-65	58-46	60-44	97-25	5	4	1	334	238	9
3	GBR	50-55	65-74		61-43	70-58	83-32	5	3	2	329	262	8
4	GER	43-68	46-58	43-61		69-56	113-27	5	2	3	314	270	7
5	MEX	33-61	44-60	58-70	56-69		83-34	5	1	4	274	294	6
6	RSA	25-85	25-97	32-83	27-113	34-83		5	0	5	143	461	5

Preliminary Group B								MATCHES			POINTS		Class.
Rank		NED	FRA	AUS	SWE	JPN	KOR	PLAY	WON	LOST	FOR	AGST	Points
1	NED		76-51	48-47	62-45	62-52	83-48	5	5	0	331	243	10
2	FRA	51-76		63-54	51-50	67-44	65-48	5	4	1	297	272	9
3	AUS	47-48	54-63		69-54	64-36	77-33	5	3	2	311	234	8
4	SWE	45-62	50-51	54-69		60-43	57-55	5	2	3	266	280	7
5	JPN	52-62	44-67	36-64	43-60		64-43	5	1	4	239	296	6
6	KOR	48-83	48-65	33-77	55-57	43-64		5	0	5	227	346	5

Classification

Phase	Teams	Result
Quarterfinals 1 - 8	USA vs AUS	62-54
Quarterfinals 1 - 8	NED vs GER	72-66
Quarterfinals 1 - 8	FRA vs GBR	56-67
Quarterfinals 1 - 8	CAN vs SWE	73-39
Semifinals 9 - 12	MEX vs KOR	70-56
Semifinals 9 - 12	JPN vs RSA	81-29
Semifinals 1 - 4	USA vs NED	62-63
Semifinals 1 - 4	CAN vs GBR	66-51
Final 1 - 2	NED vs CAN	28-Oct
Final 3 - 4	USA vs GBR	28-Oct
Semifinals 5 - 8	AUS vs GER	27-Oct
Semifinals 5 - 8	SWE vs FRA	74-75
Final 5 - 6	FRA	28-Oct
Final 7 - 8	SWE	28-Oct
Final 9 - 10	MEX vs JPN	28-Oct
Final 11- 12	KOR vs RSA	28-Oct

Final Standings

Medal Rank Team

PRNWB000001B4.00084A 00102711:21V04O

Sweden (SWE)

After 7 Matches

No.	Name	G	MIN	MPG	PTS	PPG	Field Goals		2 Points		3 Points		Free Throws		Rebounds			AS	ST	TO	BS	PF
							M/A	%	M/A	%	M/A	%	M/A	%	OR	DR	TOT					
4	Haidari Hussein	7	150:27	21:29	60	8.6	20/61	32.8	17/40	42.5	3/21	14.3	17/42	40.5	10	16	26	18	7	17	1	20
5	JAMESON Per	7	162:13	23:10	3	0.4	1/7	14.3	1/7	14.3			1/2	50.0	3	7	10	6		4		19
6	FLENSBURG Daniel	5	20:00	4:00	8	1.6	4/9	44.4	4/9	44.4			0/2	0.0	4	2	6		1			5
7	GUSTAVSSON Joachim	7	114:12	16:18	39	5.6	19/58	32.8	19/57	33.3	0/1	0.0	1/3	33.3	12	26	38	2	3	8		7
8	ABLORH Enoch	7	81:20	11:37	31	4.4	11/30	36.7	11/26	42.3	0/4	0.0	9/15	60.0	6	5	11	6	6	11		19
9	WAPNER Christian	7	92:55	13:16	4	0.6	2/8	25.0	2/8	25.0			0/2	0.0	1	2	3	3	1	4		13
10	BERGLUND Gunnar	7	154:44	22:06	72	10.3	25/75	33.3	21/56	37.5	4/19	21.1	18/31	58.1	11	24	35	17	4	11	2	17
11	KOHLSTROEM Peter	5	26:35	5:19	8	1.6	3/5	60.0	3/5	60.0			2/3	66.7	2	7	9					1
12	AKERBERG Thomas	7	139:56	19:59	24	3.4	9/20	45.0	9/19	47.4	0/1	0.0	6/9	66.7	4	11	15	8	1	12		21
13	UHLEN Per	7	176:14	25:10	34	4.9	13/33	39.4	13/32	40.6	0/1	0.0	8/12	66.7	3	7	10	8		12		17
14	WEGEBORN Stefan	7	112:26	16:03	30	4.3	13/28	46.4	13/28	46.4			4/10	40.0	5	2	7	5	1	4		13
15	ANDERSSON Lars-Gunnar	7	193:58	27:42	66	9.4	28/80	35.0	28/79	35.4	0/1	0.0	10/16	62.5	11	56	67	3	7	13	3	22
Team/Coach																						
TOTALS					379	54.1	148/414	35.7	141/366	38.5	7/48	14.6	76/147	51.7	72	165	237	76	31	96	6	174
OPPONENTS					428	61.1	169/380	44.5	165/361	45.7	4/19	21.1	86/184	46.7	72	195	267	93	27	113	7	163

	SWE	OPPONENTS
Points from Turnovers	87	95
Points in the Paint	158	220
Second Chance Points	49	54
Fast Break Points	44	32

AVERAGES PER GAME

	SWE	OPPONENTS
Total Field Goals Made	21.1	24.1
2 Points Field Goals Made	20.1	23.6
3 Points Field Goals Made	1.0	0.6
Free Throws Made	10.9	12.3
Offensive Rebounds	10.3	10.3
Deffensive Rebounds	23.6	27.9
Total Rebounds	33.9	38.1
Assists	10.9	13.3
Steals	4.4	3.9
Turnovers	13.7	16.1
Blocked Shots	0.9	1.0
Fouls	24.9	23.3
Points from Turnovers	12.4	13.6
Points in the Paint	22.6	31.4
Second Chance Points	7.0	7.7
Fast Break Points	6.3	4.6

Legend:

G : Games Played	MIN : Minutes Played	MPG : Minutes Played per Game	PTS : Points
PPG : Points per Game	M/A : Made/Attempts	% : Shooting Percentage	OR : Offensive Rebounds
DR : Defensive Rebounds	TOT : Total Rebounds	AS : Assists	ST : Steals
TO : Turnovers	BS : Blocked Shots	PF : Fouls	

PRNWB000001B5.00084A 00102711:21V05O

France (FRA)

After 7 Matches

No.	Name	G	MIN	MPG	PTS	PPG	Field Goals		2 Points		3 Points		Free Throws		Rebounds			AS	ST	TO	BS	PF
							M/A	%	M/A	%	M/A	%	M/A	%	OR	DR	TOT					
4	SALLEM Riadh	7	92:40	13:14	14	2.0	5/13	38.5	5/11	45.5	0/2	0.0	4/8	50.0	3	2	5			3		13
5	ABOUKIR Jean-Denis	7	166:53	23:50	39	5.6	17/32	53.1	17/32	53.1			5/8	62.5	7	7	14	10	4	14		20
6	LIBMAN Bertrand	7	83:48	11:58	14	2.0	5/14	35.7	5/13	38.5	0/1	0.0	4/13	30.8	6	16	22	1	3	5		14
7	COURNEIL Jerome	7	104:44	14:57	12	1.7	6/15	40.0	6/15	40.0			0/6	0.0	1	9	10	2	3	5		17
8	BOUSTILA Ouahid	7	141:11	20:10	81	11.6	35/86	40.7	34/83	41.0	1/3	33.3	10/25	40.0	21	31	52	6	9	14	2	13
9	FAHRASMANE Mario	6	56:19	9:23	10	1.7	3/21	14.3	3/18	16.7	0/3	0.0	4/8	50.0	3	5	8	11	2	10		15
10	GUYOT Frederic	7	238:18	34:02	31	4.4	14/44	31.8	14/43	32.6	0/1	0.0	3/8	37.5	12	15	27	43	5	20		17
11	THEREZO Jose	7	120:46	17:15	52	7.4	20/38	52.6	20/38	52.6			12/22	54.5	11	16	27	8	5	11	3	15
12	HAMELIN David	1	1:04	1:04			0/1	0.0	0/1	0.0					2		2					
13	DIXNEUF Lionel	3	14:57	4:59	4	1.3	2/9	22.2	2/4	50.0	0/5	0.0	0/2	0.0	1	2	3					5
14	BAYE Philippe	7	191:58	27:25	161	23.0	49/117	41.9	45/97	46.4	4/20	20.0	59/81	72.8	11	49	60	9	4	6	1	17
15	LAFFONT Jean Pascal	7	187:22	26:46	10	1.4	4/10	40.0	4/9	44.4	0/1	0.0	2/10	20.0	3	3	6	1	1	7		21
Team/Coach																						
TOTALS					428	61.1	160/400	40.0	155/364	42.6	5/36	13.9	103/191	53.9	81	155	236	91	36	95	6	167
OPPONENTS					413	59.0	160/372	43.0	156/341	45.7	4/31	12.9	89/165	53.9	57	176	233	95	25	118	5	184

AVERAGES PER GAME

	FRA	OPPONENTS
Points from Turnovers	100	80
Points in the Paint	208	184
Second Chance Points	61	62
Fast Break Points	28	28

	FRA	OPPONENTS
Total Field Goals Made	22.9	22.9
2 Points Field Goals Made	22.1	22.3
3 Points Field Goals Made	0.7	0.6
Free Throws Made	14.7	12.7
Offensive Rebounds	11.6	8.1
Deffensive Rebounds	22.1	25.1
Total Rebounds	33.7	33.3
Assists	13.0	13.6
Steals	5.1	3.6
Turnovers	13.6	16.9
Blocked Shots	0.9	0.7
Fouls	23.9	26.3
Points from Turnovers	14.3	11.4
Points in the Paint	29.7	26.3
Second Chance Points	8.7	8.9
Fast Break Points	4.0	4.0

Legend:

G : Games Played	MIN : Minutes Played	MPG : Minutes Played per Game	PTS : Points
PPG : Points per Game	M/A : Made/Attempts	% : Shooting Percentage	OR : Offensive Rebounds
DR : Defensive Rebounds	TOT : Total Rebounds	AS : Assists	ST : Steals
TO : Turnovers	BS : Blocked Shots	PF : Fouls	

PRNWB000001B6.00073 00102712:30V010

Match No: 56

AUS 27 vs 29 GER

Start Time: 11:30

Attendance:

Referees: BRIERE Gilles (CAN)
VLUG Theodorus (NED)

BURFORD Jonathon (USA)

FIRST HALF

Scoring by 5 min intervals: **AUS**
GER

11	18	21	27
4	14	20	29

Australia (AUS)

No.	Name	MIN	PTS	Field Goals		2 Points		3 Points		Free Throws		Rebounds			AS	ST	TO	BS	PF
				M/A	%	M/A	%	M/A	%	M/A	%	OR	DR	TOT					
4	PORTER Shane	13:56		0/2	0.0	0/2	0.0						1	1			2		1
* 5	SACHS Troy	09:07	8	3/4	75.0	3/4	75.0			2/2	100.0		4	4	2		1		3
6	GOULD David	08:48	2	1/2	50.0	1/2	50.0			0/4	0.0	1		1		2	1		1
* 7	BLYTHE Sandy	20:00	2	1/3	33.3	1/3	33.3			0/1	0.0	1	1	2	3		1		1
8	GROENEWEGEN Shaun	05:57	4	1/2	50.0			1/2	50.0	1/2	50.0								3
9	McFAWN Michael																		
* 10	MORRIS Nick	06:04														1			
* 11	HEWSON Gerry	10:36	2	1/2	50.0	1/2	50.0								1		1		1
12	QUINN Brook																		
13	ANDREWS Troy	03:27		0/1	0.0	0/1	0.0												1
14	KING Adrian	05:57		0/1	0.0	0/1	0.0						2	2					
* 15	NESS Brad	16:08	9	3/7	42.9	3/7	42.9			3/6	50.0	1	4	5			1		1
Team Coach																			
TOTALS			27	10/24	41.7	9/22	40.9	1/2	50.0	6/15	40.0	3	12	15	6	1	8	1	12
Coach		TURNER Bob																	
Assistant Coach		OLIVER Richard WALKER Michael																	

Germany (GER)

No.	Name	MIN	PTS	Field Goals		2 Points		3 Points		Free Throws		Rebounds			AS	ST	TO	BS	PF
				M/A	%	M/A	%	M/A	%	M/A	%	OR	DR	TOT					
4	SCHWARZ Ralf			0/1	0.0	0/1	0.0												
* 5	HUEBNER Lars	05:22		0/1	0.0	0/1	0.0												
6	SNIEGOCKI Markus	15:55	8	4/6	66.7	4/6	66.7								2	1	3		1
7	FISCHER Thomas																		
8	WIMMERS Guido	14:38	7	2/5	40.0	2/5	40.0			3/6	50.0		10	10					1
9	HABERKORN Markus																		
10	LEONHARDT Joerg	14:38		0/2	0.0	0/2	0.0								1				1
* 11	OTTO Martin	20:00	8	3/6	50.0	3/6	50.0			2/4	50.0	2	3	5			2	2	1
* 12	THALHEIM Dirk	14:20	1	0/1	0.0	0/1	0.0			1/2	50.0				2		1		3
* 13	CHRISTINK Lars	09:45	5	2/5	40.0	2/5	40.0			1/2	50.0				2	1	2		2
14	COSKUN Ahmet																		
* 15	KOEHLER Dirk	05:22		0/1	0.0	0/1	0.0						3	3					2
Team Coach																			
TOTALS			29	11/27	40.7	11/27	40.7			7/14	50.0	2	16	18	7	2	8	2	11
Coach		ROEMER Gerd																	
Assistant Coach																			

	AUS	GER
Points from Turnovers:	7	9
Biggest Lead:	11 (17-6)	2 (29-27)
Second Chance Points:	2	
Lead Changes:		1

	AUS	GER
Points in the Paint:	18	14
Biggest Scoring Run:	12-2 (17-6)	9-1 (15-18)
Fast Break Points:	4	4
Times Tied:		1

Legend:

MIN : Minutes Played **M/A** : Made/Attempts **%** : Shooting Percentage **OR** : Offensive Rebounds
DR : Defensive Rebounds **TOT** : Total Rebounds **AS** : Assist **ST** : Steals
TO : Turnovers **BS** : Blocked Shots **PF** : Fouls **PTS** : Points
HF : Half of Time **OT** : Over Time * : Starting/Initial

PRNWB000001B7.00069 00102713:25V010

Match No: 56

AUS 61 vs 53 GER

Start Time: 11:30

Attendance: 13469

Referees: BRIERE Gilles (CAN)
VLUG Theodorus (NED)

BURFORD Jonathon (USA)

Scoring by 5 min intervals: **AUS**
GER

1.HF				2.HF			
11	18	21	27	34	41	54	61
4	14	20	29	37	44	52	53

Time	Score	Australia	Action	Germany	Time	Score	Australia	Action	Germany
FIRST HALF					FIRST HALF				
20:00		5 - SACHS Troy	Player IN		15:03		15 - NESS Brad	Offens.Rebound	
20:00		7 - BLYTHE Sandy	Player IN		15:03	11-4	15 - NESS Brad	Tap MADE	
20:00		10 - MORRIS Nick	Player IN		14:46			2 Pt. Miss	15 - KOEHLER Dirk
20:00		11 - HEWSON Gerry	Player IN		14:45		15 - NESS Brad	Defens.Rebound	
20:00		15 - NESS Brad	Player IN		14:38		Australia	Fast Break	
20:00			Player IN	5 - HUEBNER Lars	14:38	13-4	5 - SACHS Troy	2 Pt. in the paint	
20:00			Player IN	11 - OTTO Martin	14:38			Time Out	Germany
20:00			Player IN	12 - THALHEIM Dirk	14:38			Player OUT	5 - HUEBNER Lars
20:00			Player IN	13 - CHRISTINK Lars	14:38			Player IN	8 - WIMMERS Guido
20:00			Player IN	15 - KOEHLER Dirk	14:38			Player OUT	15 - KOEHLER Dirk
19:38			Turnover	11 - OTTO Martin	14:38			Player IN	10 - LEONHARDT Joerg
19:23		7 - BLYTHE Sandy	2 Pt. Miss		14:19	13-6		2 Pt. MADE	11 - OTTO Martin
19:18			Defens.Rebound	15 - KOEHLER Dirk	14:19			Assist	6 - SNEGOCKI Markus
19:05			2 Pt. Miss	13 - CHRISTINK Lars	14:10		Australia	Fast Break	
19:04		15 - NESS Brad	Defens.Rebound		14:08	15-6	15 - NESS Brad	2 Pt. in the paint	
18:58			Foul	15 - KOEHLER Dirk (P1,T1)	14:08		5 - SACHS Troy	Assist	
18:58	1-0	15 - NESS Brad	Free Th. MADE		13:56		10 - MORRIS Nick	Steal	
18:58		15 - NESS Brad	Free Th. Miss		13:56			Turnover	6 - SNEGOCKI Markus
18:55			Defens.Rebound	15 - KOEHLER Dirk	13:56		10 - MORRIS Nick	Player OUT	
18:25			2 Pt. Miss	11 - OTTO Martin	13:56		4 - PORTER Shane	Player IN	
18:23		15 - NESS Brad	Defens.Rebound		13:39	17-6	5 - SACHS Troy	2 Pt. in the paint	
18:18		5 - SACHS Troy	Turnover		13:23		5 - SACHS Troy (P1,T3)	Foul	
18:13			2 Pt. Miss	5 - HUEBNER Lars	13:15			2 Pt. Miss	8 - WIMMERS Guido
18:11		7 - BLYTHE Sandy	Defens.Rebound		13:13		5 - SACHS Troy	Defens.Rebound	
18:10			Foul	13 - CHRISTINK Lars (P1,T2)	13:12		4 - PORTER Shane (P1,T4)	Offensive Foul	
18:10	2-0	5 - SACHS Troy	Free Th. MADE		13:12		4 - PORTER Shane	Turnover	
18:10	3-0	5 - SACHS Troy	Free Th. MADE		13:03		11 - HEWSON Gerry (P1,T5)	Foul	
17:59			2 Pt. Miss	13 - CHRISTINK Lars	12:47		5 - SACHS Troy (P2,T6)	Foul	
17:56		5 - SACHS Troy	Defens.Rebound		12:44	17-8		2 Pt. in the paint	11 - OTTO Martin
17:41			Foul	13 - CHRISTINK Lars (P2,T3)	12:44			Assist	12 - THALHEIM Dirk
17:33		15 - NESS Brad (P1,T1)	Technical Foul		12:37		15 - NESS Brad	Turnover	
17:33	3-1		Free Th. MADE	11 - OTTO Martin	12:24			2 Pt. Miss	10 - LEONHARDT Joerg
17:33	3-2		Free Th. MADE	11 - OTTO Martin	12:14	17-10		2 Pt. in the paint	6 - SNEGOCKI Markus
17:22	5-2	11 - HEWSON Gerry	2 Pt. in the paint		12:14			Assist	10 - LEONHARDT Joerg
17:22		5 - SACHS Troy	Assist		11:54		11 - HEWSON Gerry	Turnover	
17:04	5-4		2 Pt. in the paint	11 - OTTO Martin	11:29			2 Pt. Miss	11 - OTTO Martin
17:04			Assist	13 - CHRISTINK Lars	11:28		5 - SACHS Troy	Defens.Rebound	
16:39	7-4	5 - SACHS Troy	2 Pt. in the paint		11:09			Foul	8 - WIMMERS Guido (P1,T7)
16:39		7 - BLYTHE Sandy	Assist		11:09	18-10	15 - NESS Brad	Free Th. MADE	
16:22			Turnover	13 - CHRISTINK Lars	11:09		15 - NESS Brad	Free Th. Miss	
16:13		5 - SACHS Troy	2 Pt. Miss		11:07			Defens.Rebound	8 - WIMMERS Guido
16:10			Defens.Rebound	11 - OTTO Martin	10:53		5 - SACHS Troy (P3,T7)	Foul	
15:55		7 - BLYTHE Sandy (P1,T2)	Foul		10:53		5 - SACHS Troy	Player OUT	
15:55			Player OUT	13 - CHRISTINK Lars	10:53		6 - GOULD David	Player IN	
15:55			Player IN	6 - SNEGOCKI Markus	10:49	18-12		2 Pt. in the paint	8 - WIMMERS Guido
15:55			Free Th. Miss	11 - OTTO Martin	10:49			Assist	12 - THALHEIM Dirk
15:55			Free Th. Miss	11 - OTTO Martin	10:24			Foul	10 - LEONHARDT Joerg (P1,T8)
15:54		5 - SACHS Troy	Defens.Rebound		10:24		6 - GOULD David	Free Th. Miss	
15:54			Foul	15 - KOEHLER Dirk (P2,T4)	10:24		6 - GOULD David	Free Th. Miss	
15:43		15 - NESS Brad	2 Pt. Miss		10:23			Defens.Rebound	8 - WIMMERS Guido
15:41			Defens.Rebound	15 - KOEHLER Dirk	10:00	18-14		2 Pt. MADE	6 - SNEGOCKI Markus
15:27			Offensive Foul	12 - THALHEIM Dirk (P1,T5)	9:39		4 - PORTER Shane	2 Pt. Miss	
15:27			Turnover	12 - THALHEIM Dirk	9:37		7 - BLYTHE Sandy	Offens.Rebound	
15:06	9-4	7 - BLYTHE Sandy	2 Pt. in the paint		9:25		11 - HEWSON Gerry	2 Pt. Miss	
15:06		11 - HEWSON Gerry	Assist		9:24		11 - HEWSON Gerry	Player OUT	
15:06			Foul	6 - SNEGOCKI Markus (P1,T6)	9:24		14 - KING Adrian	Player IN	
15:06		7 - BLYTHE Sandy	Free Th. Miss		9:24		15 - NESS Brad	Player OUT	

Wheelchair Basketball

Time	Score	Australia	Action	Germany	Time	Score	Australia	Action	Germany
FIRST HALF					FIRST HALF				
9:24		8 - GROENEWEGEN Shaun	Player IN		3:09			Defens.Rebound	8 - WIMMERS Guido
9:24		Australia	Time Out		2:55			2 Pt. Miss	13 - CHRISTINK Lars
9:12		7 - BLYTHE Sandy	Turnover		2:55			Offensive Foul	11 - OTTO Martin (P1,T11)
9:10			Steal	6 - SNEGOCKI Markus	2:55			Turnover	11 - OTTO Martin
9:05	18-15	8 - GROENEWEGEN Shaun (P1,T8)	Foul		2:55	27-22	15 - NESS Brad	Free Th. MADE	
9:05			Free Th. MADE	12 - THALHEIM Dirk	2:55		15 - NESS Brad	Free Th. Miss	
9:05			Free Th. Miss	12 - THALHEIM Dirk	2:50			Defens.Rebound	8 - WIMMERS Guido
8:50	20-15	6 - GOULD David	2 Pt. in the paint		2:42			Fast Break	Germany
8:50		7 - BLYTHE Sandy	Assist		2:40	27-24		2 Pt. in the paint	13 - CHRISTINK Lars
8:37		6 - GOULD David (P1,T9)	Foul		2:40			Assist	6 - SNEGOCKI Markus
8:37			Free Th. Miss	8 - WIMMERS Guido	2:19		13 - ANDREWS Troy	2 Pt. Miss	
8:37	20-16		Free Th. MADE	8 - WIMMERS Guido	2:17			Defens.Rebound	11 - OTTO Martin
8:22			Foul	12 - THALHEIM Dirk (P2,T9)	1:50			2 Pt. Miss	6 - SNEGOCKI Markus
8:22		8 - GROENEWEGEN Shaun	Free Th. Miss		1:50		Australia	Time Out	
8:22	21-16	8 - GROENEWEGEN Shaun	Free Th. MADE		1:37		6 - GOULD David	Turnover	
8:07	21-18		2 Pt. in the paint	6 - SNEGOCKI Markus	1:20			2 Pt. Miss	8 - WIMMERS Guido
7:52		7 - BLYTHE Sandy	2 Pt. Miss		1:18		15 - NESS Brad	Defens.Rebound	
7:49			Block Shot	11 - OTTO Martin	1:05		15 - NESS Brad	2 Pt. Miss	
7:48			Defens.Rebound	8 - WIMMERS Guido	1:03			Defens.Rebound	8 - WIMMERS Guido
7:40			Turnover	6 - SNEGOCKI Markus	0:53		13 - ANDREWS Troy (P1,T12)	Foul	
7:19			Foul	12 - THALHEIM Dirk (P3,T10)	0:53	27-25		Free Th. MADE	13 - CHRISTINK Lars
7:19		6 - GOULD David	Free Th. Miss		0:53			Free Th. Miss	13 - CHRISTINK Lars
7:19		6 - GOULD David	Free Th. Miss		0:28	27-27		2 Pt. MADE	6 - SNEGOCKI Markus
7:12		6 - GOULD David	Offens.Rebound		0:28			Assist	13 - CHRISTINK Lars
7:10		6 - GOULD David	Turnover		0:07			Steal	13 - CHRISTINK Lars
6:57	21-20		2 Pt. MADE	8 - WIMMERS Guido	0:06		4 - PORTER Shane	Turnover	
6:31		14 - KING Adrian	2 Pt. Miss		0:03			Fast Break	Germany
6:29			Defens.Rebound	11 - OTTO Martin	0:02	27-29		2 Pt. in the paint	13 - CHRISTINK Lars
6:18			2 Pt. Miss	12 - THALHEIM Dirk	SECOND HALF				
6:15		6 - GOULD David	Block Shot		20:00		5 - SACHS Troy	Player IN	
6:12		4 - PORTER Shane	Defens.Rebound		20:00		7 - BLYTHE Sandy	Player IN	
6:07		6 - GOULD David	2 Pt. Miss		20:00		10 - MORRIS Nick	Player IN	
6:04			Defens.Rebound	8 - WIMMERS Guido	20:00		11 - HEWSON Gerry	Player IN	
5:48			2 Pt. Miss	10 - LEONHARDT Joerg	20:00		15 - NESS Brad	Player IN	
5:47			Offens.Rebound	11 - OTTO Martin	20:00			Player IN	6 - SNEGOCKI Markus
5:46			2 Pt. Miss	11 - OTTO Martin	20:00			Player IN	8 - WIMMERS Guido
5:42			Offens.Rebound	11 - OTTO Martin	20:00			Player IN	11 - OTTO Martin
5:40			Player OUT	12 - THALHEIM Dirk	20:00			Player IN	13 - CHRISTINK Lars
5:40			Player IN	13 - CHRISTINK Lars	20:00			Player IN	10 - LEONHARDT Joerg
5:32			Turnover	6 - SNEGOCKI Markus	19:47	29-29	5 - SACHS Troy	2 Pt. MADE	
5:32		6 - GOULD David	Player OUT		19:26			Turnover	6 - SNEGOCKI Markus
5:32		15 - NESS Brad	Player IN		19:20		5 - SACHS Troy	Turnover	
5:22		15 - NESS Brad	2 Pt. Miss		19:08	29-31		2 Pt. in the paint	8 - WIMMERS Guido
5:20			Defens.Rebound	8 - WIMMERS Guido	19:08			Assist	13 - CHRISTINK Lars
5:03			2 Pt. Miss	6 - SNEGOCKI Markus	18:51		5 - SACHS Troy	Turnover	
5:00		14 - KING Adrian	Defens.Rebound		18:50			Steal	8 - WIMMERS Guido
4:51		15 - NESS Brad	2 Pt. Miss		18:44			2 Pt. Miss	11 - OTTO Martin
4:46			Defens.Rebound	8 - WIMMERS Guido	18:42			Offens.Rebound	8 - WIMMERS Guido
4:39			Turnover	13 - CHRISTINK Lars	18:42			2 Pt. Miss	8 - WIMMERS Guido
4:31	23-20	15 - NESS Brad	2 Pt. in the paint		18:39		15 - NESS Brad	Defens.Rebound	
4:31		7 - BLYTHE Sandy	Assist		18:39			Foul	13 - CHRISTINK Lars (P3,T1)
4:31			Time Out	Germany	18:39		5 - SACHS Troy	Free Th. Miss	
4:17		8 - GROENEWEGEN Shaun (P2,T10)	Foul		18:39		5 - SACHS Troy	Free Th. Miss	
4:17			Free Th. Miss	8 - WIMMERS Guido	18:37			Defens.Rebound	8 - WIMMERS Guido
4:17	23-21		Free Th. MADE	8 - WIMMERS Guido	18:20		7 - BLYTHE Sandy (P2,T1)	Foul	
4:05		8 - GROENEWEGEN Shaun	3 Pt. Miss		18:20	29-32		Free Th. MADE	8 - WIMMERS Guido
4:00			Defens.Rebound	8 - WIMMERS Guido	18:20			Free Th. Miss	8 - WIMMERS Guido
3:49			2 Pt. Miss	8 - WIMMERS Guido	18:19		5 - SACHS Troy	Defens.Rebound	
3:48		14 - KING Adrian	Defens.Rebound		18:02		5 - SACHS Troy	2 Pt. Miss	
3:32	26-21	8 - GROENEWEGEN Shaun	3 Pt. MADE		18:01			Defens.Rebound	11 - OTTO Martin
3:27		8 - GROENEWEGEN Shaun (P3,T11)	Foul		17:48			2 Pt. Miss	8 - WIMMERS Guido
3:27	26-22		Free Th. MADE	8 - WIMMERS Guido	17:47			Offens.Rebound	8 - WIMMERS Guido
3:27			Free Th. Miss	8 - WIMMERS Guido	17:47	29-34		Tap MADE	8 - WIMMERS Guido
3:27		14 - KING Adrian	Player OUT		17:21		15 - NESS Brad	2 Pt. Miss	
3:27		6 - GOULD David	Player IN		17:18			Defens.Rebound	8 - WIMMERS Guido
3:27		8 - GROENEWEGEN Shaun	Player OUT		17:02			2 Pt. Miss	6 - SNEGOCKI Markus
3:27		13 - ANDREWS Troy	Player IN		17:00		15 - NESS Brad	Defens.Rebound	
3:12		4 - PORTER Shane	2 Pt. Miss		16:48			Foul	8 - WIMMERS Guido (P2,T2)
3:10			Block Shot	11 - OTTO Martin	16:48	30-34	5 - SACHS Troy	Free Th. MADE	

Wheelchair Basketball

Wheelchair Basketball

Wheelchair Basketball

Wheelchair Basketball

Time	Score	Australia	Action	Germany	Time	Score	Australia	Action	Germany
SECOND HALF					SECOND HALF				
16:48	31-34	5 - SACHS Troy	Free Th. MADE		10:02		6 - GOULD David (P2,T3)	Foul	
16:33			2 Pt. Miss	8 - WIMMERS Guido	10:02	41-44		Free Th. MADE	11 - OTTO Martin
16:29		10 - MORRIS Nick	Defens.Rebound		9:50	43-44	7 - BLYTHE Sandy	2 Pt. in the paint	
16:23		Australia	Fast Break		9:25			2 Pt. Miss	11 - OTTO Martin
16:21	33-34	11 - HEWSON Gerry	2 Pt. in the paint		9:22		5 - SACHS Troy	Defens.Rebound	
16:21		5 - SACHS Troy	Assist		9:03	45-44	6 - GOULD David	2 Pt. in the paint	
16:07		7 - BLYTHE Sandy (P3,T2)	Foul		8:36			2 Pt. Miss	8 - WIMMERS Guido
16:07			Free Th. Miss	8 - WIMMERS Guido	8:33			Offens.Rebound	8 - WIMMERS Guido
16:07	33-35		Free Th. MADE	8 - WIMMERS Guido	8:31	45-46		2 Pt. in the paint	11 - OTTO Martin
15:48			Foul	10 - LEONHARDT Joerg (P2,T3)	8:31			Assist	8 - WIMMERS Guido
15:48			Player OUT	8 - WIMMERS Guido	8:17	47-46	7 - BLYTHE Sandy	2 Pt. in the paint	
15:48			Player OUT	10 - LEONHARDT Joerg	7:57	47-48		2 Pt. in the paint	8 - WIMMERS Guido
15:48			Player IN	15 - KOEHLER Dirk	7:57			Assist	6 - SNIEGOCCI Markus
15:48			Player IN	7 - FISCHER Thomas	7:57		Australia	Time Out	
15:48	34-35	10 - MORRIS Nick	Free Th. MADE		7:57			Player OUT	6 - SNIEGOCCI Markus
15:48		10 - MORRIS Nick	Free Th. Miss		7:57			Player IN	12 - THALHEIM Dirk
15:47			Defens.Rebound	6 - SNIEGOCCI Markus	7:57		10 - MORRIS Nick	Player OUT	
15:33	34-37		2 Pt. MADE	7 - FISCHER Thomas	7:57		4 - PORTER Shane	Player IN	
15:33			Assist	6 - SNIEGOCCI Markus	7:42	49-48	6 - GOULD David	2 Pt. MADE	
15:16		5 - SACHS Troy	2 Pt. Miss		7:23	49-50		2 Pt. MADE	13 - CHRISTINK Lars
15:14		15 - NESS Brad	Defens.Rebound		6:55			Foul	8 - WIMMERS Guido (P3,T7)
14:44	34-39		2 Pt. MADE	13 - CHRISTINK Lars	6:55		4 - PORTER Shane	Free Th. Miss	
14:44			Assist	15 - KOEHLER Dirk	6:55		4 - PORTER Shane	Free Th. Miss	
14:26		5 - SACHS Troy	2 Pt. Miss		6:49			Defens.Rebound	10 - LEONHARDT Joerg
14:23		7 - BLYTHE Sandy	Offens.Rebound		6:26			2 Pt. Miss	8 - WIMMERS Guido
14:23		7 - BLYTHE Sandy	2 Pt. Miss		6:23		5 - SACHS Troy	Defens.Rebound	
14:18	36-39	5 - SACHS Troy	Offens.Rebound		6:19			Foul	8 - WIMMERS Guido (P4,T8)
14:17		5 - SACHS Troy	Tap MADE		6:19		5 - SACHS Troy	Free Th. Miss	
14:17			Offensive Foul	6 - SNIEGOCCI Markus (P2,T4)	6:19	50-50	5 - SACHS Troy	Free Th. MADE	
14:17			Turnover	6 - SNIEGOCCI Markus	6:09		6 - GOULD David (P3,T4)	Foul	
14:12		5 - SACHS Troy	2 Pt. Miss		5:53	50-52		2 Pt. in the paint	12 - THALHEIM Dirk
14:09			Defens.Rebound	11 - OTTO Martin	5:41	52-52	6 - GOULD David	2 Pt. in the paint	
13:50			2 Pt. Miss	7 - FISCHER Thomas	5:41		7 - BLYTHE Sandy	Assist	
13:47		15 - NESS Brad	Defens.Rebound		5:23			Turnover	13 - CHRISTINK Lars
13:16		7 - BLYTHE Sandy	Turnover		5:23		6 - GOULD David	Player OUT	
13:12			Turnover	7 - FISCHER Thomas	5:23		15 - NESS Brad	Player IN	
12:57		7 - BLYTHE Sandy	2 Pt. Miss		5:10	54-52	4 - PORTER Shane	2 Pt. in the paint	
12:54			Defens.Rebound	11 - OTTO Martin	5:10		5 - SACHS Troy	Assist	
12:36			2 Pt. Miss	11 - OTTO Martin	4:44			2 Pt. Miss	13 - CHRISTINK Lars
12:35		15 - NESS Brad	Defens.Rebound		4:42		4 - PORTER Shane	Defens.Rebound	
12:35		Australia	Fast Break		4:36		7 - BLYTHE Sandy (P4,T5)	Offensive Foul	
12:23	38-39	5 - SACHS Troy	2 Pt. in the paint		4:36		7 - BLYTHE Sandy	Turnover	
12:23		7 - BLYTHE Sandy	Assist		4:15			Turnover	12 - THALHEIM Dirk
12:23			Foul	11 - OTTO Martin (P2,T5)	3:56		15 - NESS Brad	2 Pt. Miss	
12:23	39-39	5 - SACHS Troy	Free Th. MADE		3:56		15 - NESS Brad	Offens.Rebound	
11:54			2 Pt. Miss	13 - CHRISTINK Lars	3:56	56-52	5 - SACHS Troy	2 Pt. in the paint	
11:50		15 - NESS Brad	Defens.Rebound		3:56		15 - NESS Brad	Assist	
11:45		11 - HEWSON Gerry	Turnover		3:56			Time Out	Germany
11:45			Time Out	Germany	3:47			2 Pt. Miss	8 - WIMMERS Guido
11:27			Turnover	13 - CHRISTINK Lars	3:46		15 - NESS Brad	Defens.Rebound	
11:08		15 - NESS Brad	2 Pt. Miss		3:32	58-52	5 - SACHS Troy	2 Pt. MADE	
11:07			Defens.Rebound	15 - KOEHLER Dirk	3:30		7 - BLYTHE Sandy	Assist	
10:54			2 Pt. Miss	13 - CHRISTINK Lars	3:20		15 - NESS Brad (P2,T6)	Foul	
10:53			Offens.Rebound	15 - KOEHLER Dirk	3:20			Player OUT	11 - OTTO Martin
10:53	39-41		Tap MADE	15 - KOEHLER Dirk	3:20			Player OUT	10 - LEONHARDT Joerg
10:34		5 - SACHS Troy	3 Pt. Miss		3:20			Player IN	7 - FISCHER Thomas
10:31			Defens.Rebound	15 - KOEHLER Dirk	3:20			Player IN	15 - KOEHLER Dirk
10:28			Offensive Foul	11 - OTTO Martin (P3,T6)	3:17			2 Pt. Miss	13 - CHRISTINK Lars
10:28			Turnover	11 - OTTO Martin	3:14		5 - SACHS Troy	Defens.Rebound	
10:28		15 - NESS Brad	Player OUT		3:01		5 - SACHS Troy	Turnover	
10:28		6 - GOULD David	Player IN		2:32			Turnover	15 - KOEHLER Dirk
10:28			Player OUT	15 - KOEHLER Dirk	2:13			Steal	15 - KOEHLER Dirk
10:28			Player IN	8 - WIMMERS Guido	2:12		15 - NESS Brad	Turnover	
10:28			Player OUT	7 - FISCHER Thomas	1:58			3 Pt. Miss	13 - CHRISTINK Lars
10:28			Player IN	10 - LEONHARDT Joerg	1:57			Time Out	Germany
10:16	41-41	5 - SACHS Troy	2 Pt. MADE		1:48			2 Pt. Miss	12 - THALHEIM Dirk
10:16		7 - BLYTHE Sandy	Assist		1:47		15 - NESS Brad	Defens.Rebound	
10:02	41-43		2 Pt. in the paint	11 - OTTO Martin	1:39			Foul	7 - FISCHER Thomas (P1,T9)
10:02			Assist	13 - CHRISTINK Lars	1:39		7 - BLYTHE Sandy	Free Th. Miss	

Wheelchair Basketball

Wheelchair Basketball

Wheelchair Basketball

Wheelchair Basketball

Time	Score	Australia	Action	Germany	Time	Score	Australia	Action	Germany
SECOND HALF									
1:39		7 - BLYTHE Sandy	Free Th. Miss		0:57			Foul	12 - THALHEIM Dirk (P4,T10)
1:37			Defens.Rebound	15 - KOEHLER Dirk	0:57		7 - BLYTHE Sandy	Free Th. Miss	
1:24			2 Pt. Miss	15 - KOEHLER Dirk	0:57	61-53	7 - BLYTHE Sandy	Free Th. MADE	
1:23		4 - PORTER Shane	Block Shot		0:51			3 Pt. Miss	8 - WIMMERS Guido
1:21		15 - NESS Brad	Defens.Rebound		0:49		15 - NESS Brad	Defens.Rebound	
1:18		Australia	Fast Break		0:30			Steal	7 - FISCHER Thomas
1:18	60-52	5 - SACHS Troy	2 Pt. in the paint		0:30		5 - SACHS Troy	Turnover	
1:18		15 - NESS Brad	Assist		0:28			2 Pt. Miss	12 - THALHEIM Dirk
1:02		15 - NESS Brad	Steal		0:25		15 - NESS Brad	Defens.Rebound	
1:00			Turnover	8 - WIMMERS Guido	0:17		5 - SACHS Troy (P4,T8)	Offensive Foul	
0:59		7 - BLYTHE Sandy	Turnover		0:17		5 - SACHS Troy	Turnover	
0:58		11 - HEWSON Gerry (P2,T7)	Foul		0:07			3 Pt. Miss	8 - WIMMERS Guido
0:58			Free Th. Miss	8 - WIMMERS Guido	0:05		15 - NESS Brad	Defens.Rebound	
0:58	60-53		Free Th. MADE	8 - WIMMERS Guido	0:00			END OF PERIOD	

Wheelchair Basketball

Wheelchair Basketball

Wheelchair Basketball

Wheelchair Basketball

PRNWB000001B8.00073 00102713:25V020

MEN SEMIFINALS 5-8 MATCH RESULTS



FRI 27 OCT 2000

SYDNEY SUPERDOME

Match No: 56

AUS 61 vs 53 GER

Start Time: 11:30

Attendance: 13469

Referees: BRIERE Gilles (CAN)
VLUG Theodorus (NED)

BURFORD Jonathon (USA)

Scoring by 5 min intervals: **AUS**
GER

1.HF				2.HF			
11	18	21	27	34	41	54	61
4	14	20	29	37	44	52	53

Australia (AUS)

No.	Name	MIN	PTS	Field Goals		2 Points		3 Points		Free Throws		Rebounds			AS	ST	TO	BS	PF
				M/A	%	M/A	%	M/A	%	M/A	%	OR	DR	TOT					
4	PORTER Shane	21:53	2	1/3	33.3	1/3	33.3			0/2	0.0		2	2			2	1	1
* 5	SACHS Troy	29:07	26	10/16	62.5	10/15	66.7	0/1	0.0	6/9	66.7	1	8	9	4		6		4
6	GOULD David	13:53	8	4/5	80.0	4/5	80.0			0/4	0.0	1	1	1		2	1	3	
* 7	BLYTHE Sandy	40:00	7	3/7	42.9	3/7	42.9			1/5	20.0	2	1	3	7		4		4
8	GROENEWEGEN Shaun	05:57	4	1/2	50.0			1/2	50.0	1/2	50.0								3
9	McFAWN Michael																		
* 10	MORRIS Nick	18:07	1							1/2	50.0		1	1		1			
* 11	HEWSON Gerry	30:36	4	2/3	66.7	2/3	66.7								1		2		2
12	QUINN Brook																		
13	ANDREWS Troy	03:27		0/1	0.0	0/1	0.0												1
14	KING Adrian	05:57		0/1	0.0	0/1	0.0						2	2					
* 15	NESS Brad	31:03	9	3/10	30.0	3/10	30.0			3/6	50.0	2	16	18	2	1	2		2
Team Coach																			
TOTALS			61	24/48	50.0	23/45	51.1	1/3	33.3	12/30	40.0	6	30	36	14	2	18	2	20
Coach		TURNER Bob																	
Assistant Coach		OLIVER Richard WALKER Michael																	

Germany (GER)

No.	Name	MIN	PTS	Field Goals		2 Points		3 Points		Free Throws		Rebounds			AS	ST	TO	BS	PF
				M/A	%	M/A	%	M/A	%	M/A	%	OR	DR	TOT					
4	SCHWARZ Ralf			0/1	0.0	0/1	0.0												
* 5	HUEBNER Lars	05:22																	
6	SNIEGOCKI Markus	27:58	8	4/7	57.1	4/7	57.1					1	1	4	1	5		2	
7	FISCHER Thomas	08:40	2	1/2	50.0	1/2	50.0								1	1		1	
8	WIMMERS Guido	29:18	16	5/16	31.3	5/14	35.7	0/2	0.0	6/12	50.0	3	12	15	1	1	1	4	
9	HABERKORN Markus																		
10	LEONHARDT Joerg	25:58		0/2	0.0	0/2	0.0					1	1	1				2	
* 11	OTTO Martin	36:40	13	5/11	45.5	5/11	45.5			3/5	60.0	2	6	8		3	2	3	
* 12	THALHEIM Dirk	22:17	3	1/4	25.0	1/4	25.0			1/2	50.0				2	2		4	
* 13	CHRISTINK Lars	29:45	9	4/12	33.3	4/11	36.4	0/1	0.0	1/2	50.0				4	1	4	3	
14	COSKUN Ahmet																		
* 15	KOEHLER Dirk	14:02	2	1/3	33.3	1/3	33.3					1	6	7	1	1	1	2	
Team Coach																			
TOTALS			53	21/58	36.2	21/55	38.2	0/3	0.0	11/21	52.4	6	26	32	13	5	17	2	21
Coach		ROEMER Gerd																	
Assistant Coach																			

	AUS	GER
Points from Turnovers:	13	12
Biggest Lead:	11 (17-6)	5 (34-29)
Second Chance Points:	6	6
Lead Changes:	8	

	AUS	GER
Points in the Paint:	38	28
Biggest Scoring Run:	12-2 (17-6)	12-2 (34-29)
Fast Break Points:	10	4
Times Tied:	6	

Legend:

MIN : Minutes Played M/A : Made/Attempts % : Shooting Percentage OR : Offensive Rebounds
 DR : Defensive Rebounds TOT : Total Rebounds AS : Assist ST : Steals
 TO : Turnovers BS : Blocked Shots PF : Fouls PTS : Points
 HF : Half of Time OT : Over Time * : Starting/Initial

PRNWB000001B9.00076B 00102713:27V100

Preliminary Group A								MATCHES			POINTS		Class.
Rank		CAN	USA	GBR	GER	MEX	RSA	PLAY	WON	LOST	FOR	AGST	Points
1	CAN		58-45	55-50	68-43	61-33	85-25	5	5	0	327	196	10
2	USA	45-58		74-65	58-46	60-44	97-25	5	4	1	334	238	9
3	GBR	50-55	65-74		61-43	70-58	83-32	5	3	2	329	262	8
4	GER	43-68	46-58	43-61		69-56	113-27	5	2	3	314	270	7
5	MEX	33-61	44-60	58-70	56-69		83-34	5	1	4	274	294	6
6	RSA	25-85	25-97	32-83	27-113	34-83		5	0	5	143	461	5

Preliminary Group B								MATCHES			POINTS		Class.
Rank		NED	FRA	AUS	SWE	JPN	KOR	PLAY	WON	LOST	FOR	AGST	Points
1	NED		76-51	48-47	62-45	62-52	83-48	5	5	0	331	243	10
2	FRA	51-76		63-54	51-50	67-44	65-48	5	4	1	297	272	9
3	AUS	47-48	54-63		69-54	64-36	77-33	5	3	2	311	234	8
4	SWE	45-62	50-51	54-69		60-43	57-55	5	2	3	266	280	7
5	JPN	52-62	44-67	36-64	43-60		64-43	5	1	4	239	296	6
6	KOR	48-83	48-65	33-77	55-57	43-64		5	0	5	227	346	5

Classification

Phase	Teams	Result
Quarterfinals 1 - 8	USA vs AUS	62-54
Quarterfinals 1 - 8	NED vs GER	72-66
Quarterfinals 1 - 8	FRA vs GBR	56-67
Quarterfinals 1 - 8	CAN vs SWE	73-39
Semifinals 9 - 12	MEX vs KOR	70-56
Semifinals 9 - 12	JPN vs RSA	81-29
Semifinals 1 - 4	USA vs NED	62-63
Semifinals 1 - 4	CAN vs GBR	66-51
Final 1 - 2	NED vs CAN	28-Oct
Final 3 - 4	USA vs GBR	28-Oct
Semifinals 5 - 8	AUS vs GER	61-53
Semifinals 5 - 8	SWE vs FRA	74-75
Final 5 - 6	AUS vs FRA	28-Oct
Final 7 - 8	GER vs SWE	28-Oct
Final 9 - 10	MEX vs JPN	28-Oct
Final 11- 12	KOR vs RSA	28-Oct

Final Standings

Medal Rank Team

PRNWB000001BA.00084A 00102713:27V050

Australia (AUS)

After 7 Matches

No.	Name	G	MIN	MPG	PTS	PPG	Field Goals		2 Points		3 Points		Free Throws		Rebounds			AS	ST	TO	BS	PF	
							M/A	%	M/A	%	M/A	%	M/A	%	OR	DR	TOT						
4	PORTER Shane	7	110:29	15:47	6	0.9	2/11	18.2	2/11	18.2			2/7	28.6	2	8	10		1	7	2	10	
5	SACHS Troy	7	219:04	31:17	155	22.1	53/111	47.7	51/102	50.0	2/9	22.2	47/69	68.1	18	61	79	29	10	38	3	26	
6	GOULD David	6	101:01	16:50	51	8.5	23/48	47.9	23/46	50.0	0/2	0.0	5/19	26.3	10	15	25	9	5	12	2	19	
7	BLYTHE Sandy	7	236:25	33:46	52	7.4	21/49	42.9	21/49	42.9			10/22	45.5	13	26	39	24	5	18		19	
8	GROENEWEGEN Shaun	7	46:00	6:34	25	3.6	7/19	36.8	5/9	55.6	2/10	20.0	9/12	75.0	4	9	13	3		3		12	
9	McFAWN Michael	3	18:29	6:09	6	2.0	3/11	27.3	3/11	27.3					2	3	5	1		3		4	
10	MORRIS Nick	7	146:37	20:56	5	0.7	1/7	14.3	1/7	14.3			3/11	27.3	5	5	10	4	1	6		19	
11	HEWSON Gerry	7	205:26	29:20	28	4.0	14/25	56.0	14/25	56.0					2	2	4	18	1	11	1	16	
12	QUINN Brook	3	16:51	5:37	7	2.3	3/7	42.9	3/7	42.9			1/6	16.7		6	6	2		1		3	
13	ANDREWS Troy	6	57:15	9:32	2	0.3	1/4	25.0	1/4	25.0					1	3	4					6	
14	KING Adrian	6	63:13	10:32	8	1.3	4/9	44.4	4/9	44.4			0/6	0.0		6	6	2	1	2		7	
15	NESS Brad	7	179:10	25:35	81	11.6	35/77	45.5	35/77	45.5			11/27	40.7	20	74	94	10	6	15	3	18	
Team/Coach																							
TOTALS					426	60.9	167/378	44.2	163/357	45.7	4/21	19.0	88/179	49.2	77	218	295	102	30	116	11	159	
OPPONENTS					349	49.9	135/390	34.6	128/346	37.0	7/44	15.9	72/169	42.6	56	151	207	75	32	92	7	160	

AVERAGES PER GAME

	AUS	OPPONENTS
Points from Turnovers	82	85
Points in the Paint	264	176
Second Chance Points	70	39
Fast Break Points	66	32

	AUS	OPPONENTS
Total Field Goals Made	23.9	19.3
2 Points Field Goals Made	23.3	18.3
3 Points Field Goals Made	0.6	1.0
Free Throws Made	12.6	10.3
Offensive Rebounds	11.0	8.0
Deffensive Rebounds	31.1	21.6
Total Rebounds	42.1	29.6
Assists	14.6	10.7
Steals	4.3	4.6
Turnovers	16.6	13.1
Blocked Shots	1.6	1.0
Fouls	22.7	22.9
Points from Turnovers	11.7	12.1
Points in the Paint	37.7	25.1
Second Chance Points	10.0	5.6
Fast Break Points	9.4	4.6

Legend:

G : Games Played	MIN : Minutes Played	MPG : Minutes Played per Game	PTS : Points
PPG : Points per Game	M/A : Made/Attempts	% : Shooting Percentage	OR : Offensive Rebounds
DR : Defensive Rebounds	TOT : Total Rebounds	AS : Assists	ST : Steals
TO : Turnovers	BS : Blocked Shots	PF : Fouls	

PRNWB000001BB.00084A 00102713:27V050

Germany (GER)

After 7 Matches

No.	Name	G	MIN	MPG	PTS	PPG	Field Goals		2 Points		3 Points		Free Throws		Rebounds			AS	ST	TO	BS	PF
							M/A	%	M/A	%	M/A	%	M/A	%	OR	DR	TOT					
4	SCHWARZ Ralf	3	37:14	12:24	23	7.7	11/19	57.9	11/19	57.9			1/2	50.0	6	5	11		1	1	1	6
5	HUEBNER Lars	7	143:25	20:29	14	2.0	7/21	33.3	7/21	33.3			0/2	0.0	2	8	10	8	1	5	1	13
6	SNIEGOCKI Markus	6	106:01	17:40	21	3.5	7/19	36.8	7/18	38.9	0/1	0.0	7/8	87.5		8	8	10	4	11		12
7	FISCHER Thomas	7	121:25	17:20	27	3.9	12/28	42.9	12/27	44.4	0/1	0.0	3/4	75.0		3	3	8	2	9		13
8	WIMMERS Guido	7	139:28	19:55	75	10.7	27/63	42.9	27/61	44.3	0/2	0.0	21/43	48.8	10	45	55	6	7	7	3	18
9	HABERKORN Markus	2	28:01	14:00	9	4.5	3/11	27.3	3/11	27.3			3/4	75.0	2	2	4	5		3	1	2
10	LEONHARDT Joerg	4	67:25	16:51	10	2.5	5/11	45.5	5/11	45.5			0/2	0.0	1	2	3	4	1	2		7
11	OTTO Martin	6	158:18	26:23	70	11.7	27/54	50.0	27/54	50.0			16/25	64.0	8	34	42	8	2	9	3	18
12	THALHEIM Dirk	7	170:37	24:22	60	8.6	27/55	49.1	27/55	49.1			6/10	60.0	8	7	15	14	2	12		20
13	CHRISTINK Lars	7	203:06	29:00	38	5.4	16/59	27.1	15/50	30.0	1/9	11.1	5/10	50.0	3	10	13	31	2	24		23
14	COSKUN Ahmet	4	55:15	13:48	23	5.8	10/21	47.6	10/20	50.0	0/1	0.0	3/5	60.0	1	7	8	4	2	4		11
15	KOEHLER Dirk	7	169:45	24:15	63	9.0	22/50	44.0	22/49	44.9	0/1	0.0	19/27	70.4	14	45	59	9	8	12	1	20
Team/Coach																						
TOTALS					433	61.9	174/411	42.3	173/396	43.7	1/15	6.7	84/142	59.2	55	176	231	107	32	99	10	163
OPPONENTS					403	57.6	151/356	42.4	139/323	43.0	12/33	36.4	89/194	45.9	58	182	240	82	25	115	5	154

	GER	OPPONENTS
Points from Turnovers	115	75
Points in the Paint	266	204
Second Chance Points	51	48
Fast Break Points	30	40

AVERAGES PER GAME

	GER	OPPONENTS
Total Field Goals Made	24.9	21.6
2 Points Field Goals Made	24.7	19.9
3 Points Field Goals Made	0.1	1.7
Free Throws Made	12.0	12.7
Offensive Rebounds	7.9	8.3
Deffensive Rebounds	25.1	26.0
Total Rebounds	33.0	34.3
Assists	15.3	11.7
Steals	4.6	3.6
Turnovers	14.1	16.4
Blocked Shots	1.4	0.7
Fouls	23.3	22.0
Points from Turnovers	16.4	10.7
Points in the Paint	38.0	29.1
Second Chance Points	7.3	6.9
Fast Break Points	4.3	5.7

Legend:

G : Games Played	MIN : Minutes Played	MPG : Minutes Played per Game	PTS : Points
PPG : Points per Game	M/A : Made/Attempts	% : Shooting Percentage	OR : Offensive Rebounds
DR : Defensive Rebounds	TOT : Total Rebounds	AS : Assists	ST : Steals
TO : Turnovers	BS : Blocked Shots	PF : Fouls	

PRNWB000001BC.00084B 00102713:28V080

Name	G		PTS	PPG	Field Goals		2 Points		3 Points		Free Throws		Rebounds					AS	ST	TO	BS	PF
					M/A	%	M/A	%	M/A	%	M/A	%	OR	DR	TOT							
Australia (AUS)	7	For	426	60.9	167/378	44.2	163/357	45.7	4/21	19.0	88/179	49.2	77	218	295	102	30	116	11	159		
		Agn	349	49.9	135/390	34.6	128/346	37.0	7/44	15.9	72/169	42.6	56	151	207	75	32	92	7	160		
Canada (CAN)	7	For	466	66.6	194/387	50.1	190/366	51.9	4/21	19.0	74/155	47.7	75	211	286	111	31	103	14	128		
		Agn	286	40.9	117/386	30.3	107/330	32.4	10/56	17.9	42/110	38.2	57	137	194	67	27	106	9	151		
France (FRA)	7	For	428	61.1	160/400	40.0	155/364	42.6	5/36	13.9	103/191	53.9	81	155	236	91	36	95	6	167		
		Agn	413	59.0	160/372	43.0	156/341	45.7	4/31	12.9	89/165	53.9	57	176	233	95	25	118	5	184		
Great Britain (GBR)	7	For	447	63.9	184/438	42.0	164/370	44.3	20/68	29.4	59/118	50.0	76	186	262	121	22	91	11	148		
		Agn	384	54.9	158/401	39.4	152/358	42.5	6/43	14.0	62/119	52.1	60	169	229	87	33	106	8	130		
Germany (GER)	7	For	433	61.9	174/411	42.3	173/396	43.7	1/15	6.7	84/142	59.2	55	176	231	107	32	99	10	163		
		Agn	403	57.6	151/356	42.4	139/323	43.0	12/33	36.4	89/194	45.9	58	182	240	82	25	115	5	154		
Japan (JPN)	6	For	320	53.3	125/351	35.6	116/308	37.7	9/43	20.9	61/111	55.0	51	141	192	67	36	94	6	127		
		Agn	325	54.2	133/333	39.9	129/317	40.7	4/16	25.0	55/108	50.9	61	165	226	77	27	118	5	116		
Korea (KOR)	6	For	283	47.2	116/317	36.6	112/300	37.3	4/17	23.5	47/109	43.1	55	142	197	64	28	148	4	133		
		Agn	416	69.3	172/383	44.9	169/368	45.9	3/15	20.0	69/120	57.5	71	157	228	99	48	98	15	127		
Mexico (MEX)	6	For	344	57.3	144/374	38.5	138/331	41.7	6/43	14.0	50/96	52.1	51	127	178	61	41	96	9	125		
		Agn	350	58.3	146/322	45.3	146/318	45.9	0/4	0.0	58/114	50.9	48	173	221	96	29	135	7	104		
Netherlands (NED)	7	For	466	66.6	190/415	45.8	184/381	48.3	6/34	17.6	80/159	50.3	66	179	245	109	35	87	9	173		
		Agn	371	53.0	131/390	33.6	123/334	36.8	8/56	14.3	101/173	58.4	71	179	250	76	28	111	5	165		
South Africa (RSA)	6	For	172	28.7	72/280	25.7	72/268	26.9	0/12	0.0	28/80	35.0	36	127	163	43	17	208	6	115		
		Agn	542	90.3	230/452	50.9	226/434	52.1	4/18	22.2	78/133	58.6	94	167	261	123	62	91	13	90		
Sweden (SWE)	7	For	379	54.1	148/414	35.7	141/366	38.5	7/48	14.6	76/147	51.7	72	165	237	76	31	96	6	174		
		Agn	428	61.1	169/380	44.5	165/361	45.7	4/19	21.1	86/184	46.7	72	195	267	93	27	113	7	163		
United States of America (USA)	7	For	458	65.4	187/396	47.2	183/384	47.7	4/12	33.3	80/168	47.6	64	181	245	116	46	91	5	91		
		Agn	355	50.7	159/396	40.2	151/361	41.8	8/35	22.9	29/66	43.9	54	157	211	98	22	121	11	159		
TOTALS FOR ALL TEAMS					1861/4561	40.8	1791/4191	42.7	70/370	18.9	830/1655	50.2	759	2008	2767	1068	385	1324	97	1703		

Legend:

G : Games Played	Agn : Against	PF : Fouls	PTS : Points
PPG : Points per Game	M/A : Made/Attempts	% : Shooting Percentage	OR : Offensive Rebounds
DR : Defensive Rebounds	TOT : Total Rebounds	AS : Assists	ST : Steals
TO : Turnovers	BS : Blocked Shots		

PRNWB000001BD.00085A 00102713:29V080

TOTAL FIELD GOALS %				
Rk	Team	G	M/A	%
1	CAN	7	194/387	50.1%
2	USA	7	187/396	47.2%
3	NED	7	190/415	45.8%
4	AUS	7	167/378	44.2%
5	GER	7	174/411	42.3%
6	GBR	7	184/438	42.0%
7	FRA	7	160/400	40.0%
8	MEX	6	144/374	38.5%
9	KOR	6	116/317	36.6%
10	SWE	7	148/414	35.7%
11	JPN	6	125/351	35.6%
12	RSA	6	72/280	25.7%

2 POINTS FIELD GOALS %				
Rk	Team	G	M/A	%
1	CAN	7	190/366	51.9%
2	NED	7	184/381	48.3%
3	USA	7	183/384	47.7%
4	AUS	7	163/357	45.7%
5	GBR	7	164/370	44.3%
6	GER	7	173/396	43.7%
7	FRA	7	155/364	42.6%
8	MEX	6	138/331	41.7%
9	SWE	7	141/366	38.5%
10	JPN	6	116/308	37.7%
11	KOR	6	112/300	37.3%
12	RSA	6	72/268	26.9%

3 POINTS FIELD GOALS %				
Rk	Team	G	M/A	%
1	USA	7	4/12	33.3%
2	GBR	7	20/68	29.4%
3	KOR	6	4/17	23.5%
4	JPN	6	9/43	20.9%
5	AUS	7	4/21	19.0%
7	CAN	7	4/21	19.0%
7	NED	7	6/34	17.6%
8	SWE	7	7/48	14.6%
9	MEX	6	6/43	14.0%
10	FRA	7	5/36	13.9%
11	GER	7	1/15	6.7%

FREE THROWS %				
Rk	Team	G	M/A	%
1	GER	7	84/142	59.2%
2	JPN	6	61/111	55.0%
3	FRA	7	103/191	53.9%
4	MEX	6	50/96	52.1%
5	SWE	7	76/147	51.7%
6	NED	7	80/159	50.3%
7	GBR	7	59/118	50.0%
8	AUS	7	88/179	49.2%
9	CAN	7	74/155	47.7%
10	USA	7	80/168	47.6%
11	KOR	6	47/109	43.1%
12	RSA	6	28/80	35.0%

POINTS FOR				
Rk	Team	G	Total	Avg
1	CAN	7	466	66.6
	NED	7	466	66.6
3	USA	7	458	65.4
4	GBR	7	447	63.9
5	GER	7	433	61.9
6	FRA	7	428	61.1
7	AUS	7	426	60.9
8	MEX	6	344	57.3
9	SWE	7	379	54.1
10	JPN	6	320	53.3
11	KOR	6	283	47.2
12	RSA	6	172	28.7

POINTS AGAINST				
Rk	Team	G	Total	Avg
1	CAN	7	286	40.9
2	AUS	7	349	49.9
3	USA	7	355	50.7
4	NED	7	371	53.0
5	JPN	6	325	54.2
6	GBR	7	384	54.9
7	GER	7	403	57.6
8	MEX	6	350	58.3
9	FRA	7	413	59.0
10	SWE	7	428	61.1
11	KOR	6	416	69.3
12	RSA	6	542	90.3

REBOUNDS						
Rk	Team	G	Off	Def	Total	Avg
1	AUS	7	77	218	295	42.1
2	CAN	7	75	211	286	40.9
3	GBR	7	76	186	262	37.4
4	NED	7	66	179	245	35.0
	USA	7	64	181	245	35.0
6	SWE	7	72	165	237	33.9
7	FRA	7	81	155	236	33.7
8	GER	7	55	176	231	33.0
9	KOR	6	55	142	197	32.8
10	JPN	6	51	141	192	32.0
11	MEX	6	51	127	178	29.7
12	RSA	6	36	127	163	27.2

ASSISTS				
Rk	Team	G	Total	Avg
1	GBR	7	121	17.3
2	USA	7	116	16.6
3	CAN	7	111	15.9
4	NED	7	109	15.6
5	GER	7	107	15.3
6	AUS	7	102	14.6
7	FRA	7	91	13.0
8	JPN	6	67	11.2
9	SWE	7	76	10.9
10	KOR	6	64	10.7
11	MEX	6	61	10.2
12	RSA	6	43	7.2

STEALS				
Rk	Team	G	Total	Avg
1	MEX	6	41	6.8
2	USA	7	46	6.6
3	JPN	6	36	6.0
4	FRA	7	36	5.1
5	NED	7	35	5.0
6	KOR	6	28	4.7
7	GER	7	32	4.6
8	CAN	7	31	4.4
	SWE	7	31	4.4
10	AUS	7	30	4.3
11	GBR	7	22	3.1
12	RSA	6	17	2.8

TURNOVERS				
Rk	Team	G	Total	Avg
1	RSA	6	208	34.7
2	KOR	6	148	24.7
3	AUS	7	116	16.6
4	MEX	6	96	16.0
5	JPN	6	94	15.7
6	CAN	7	103	14.7
7	GER	7	99	14.1
8	SWE	7	96	13.7
9	FRA	7	95	13.6
10	GBR	7	91	13.0
	USA	7	91	13.0
12	NED	7	87	12.4

BLOCKED SHOTS				
Rk	Team	G	Total	Avg
1	CAN	7	14	2.0
2	AUS	7	11	1.6
	GBR	7	11	1.6
4	MEX	6	9	1.5
5	GER	7	10	1.4
6	NED	7	9	1.3
7	JPN	6	6	1.0
	RSA	6	6	1.0
9	FRA	7	6	0.9
	SWE	7	6	0.9
11	USA	7	5	0.7
	KOR	6	4	0.7

FOULS				
Rk	Team	G	Total	Avg
1	SWE	7	174	24.9
2	NED	7	173	24.7
3	FRA	7	167	23.9
4	GER	7	163	23.3
5	AUS	7	159	22.7
6	KOR	6	133	22.2
7	JPN	6	127	21.2
8	GBR	7	148	21.1
9	MEX	6	125	20.8
10	RSA	6	115	19.2
11	CAN	7	128	18.3
12	USA	7	91	13.0

Legend:
G : Games Played **M/A** : Made Attempts **%** : Shooting Percentage **Avg** : Average per Game
Off : Offensive Rebounds **Def** : Defensive Rebounds **Rk** : Rank

TEAM RANKING AT CONCLUSION OF
DAY 8, OCTOBER 27, 2000

PRNWB000001BE.00085B 00102713:30V080

SCORING											
Rk	Name	Team	G	2 Points		3 Points		Free Throws		Total	Avg
1	JANSENS Koen	NED	7	69/139	49.6%	1/2	50.0%	34/48	70.8%	175	25.0
2	BAYE Philippe	FRA	7	45/97	46.4%	4/20	20.0%	59/81	72.8%	161	23.0
3	SACHS Troy	AUS	7	51/102	50.0%	2/9	22.2%	47/69	68.1%	155	22.1
4	ANDERSON Patrick	CAN	7	55/91	60.4%	3/11	27.3%	19/29	65.5%	138	19.7
5	OSHIMA Tomohiko	JPN	6	38/78	48.7%	0/3	0.0%	22/31	71.0%	98	16.3
6	ZAVALA Salvador	MEX	6	41/79	51.9%	0/2	0.0%	12/20	60.0%	94	15.7
7	GLASBRENNER Jeffrey James	USA	7	45/63	71.4%	0/0		16/44	36.4%	106	15.1
8	SCHULTE Paul	USA	7	36/72	50.0%	2/6	33.3%	24/48	50.0%	102	14.6
9	van der LINDEN Gert Jan	NED	7	28/54	51.9%	5/31	16.1%	27/54	50.0%	98	14.0
10	MIYAKE Katsumi	JPN	6	28/72	38.9%	4/20	20.0%	14/17	82.4%	82	13.7

REBOUNDS							
Rk	Name	Team	G	Off	Def	Total	Avg
1	NESS Brad	AUS	7	20	74	94	13.4
2	JANSENS Koen	NED	7	24	66	90	12.9
3	ANDERSON Patrick	CAN	7	22	63	85	12.1
4	SACHS Troy	AUS	7	18	61	79	11.3
5	MUNN Simon	GBR	7	23	50	73	10.4
6	KIM Ji-Nam	KOR	6	16	46	62	10.3
7	ANDERSSON Lars-Gunnar	SWE	7	11	56	67	9.6
8	JOHNSON Joey	CAN	7	16	45	61	8.7
9	BAYE Philippe	FRA	7	11	49	60	8.6
10	KOEHLER Dirk	GER	7	14	45	59	8.4

ASSIST					
Rk	Name	Team	G	Total	Avg
1	van der LINDEN Gert Jan	NED	7	69	9.9
2	GUYOT Frederic	FRA	7	43	6.1
3	SCHULTE Paul	USA	7	42	6.0
4	ANDERSON Patrick	CAN	7	31	4.4
	CHRISTINK Lars	GER	7	31	4.4
6	KORETOMO Keisuke	JPN	5	21	4.2
7	SACHS Troy	AUS	7	29	4.1
8	PRICE Colin	GBR	7	25	3.6
9	BLYTHE Sandy	AUS	7	24	3.4
10	POLLOCK Jonathan	GBR	7	23	3.3

STEALS					
Rk	Name	Team	G	Total	Avg
1	KORETOMO Keisuke	JPN	5	14	2.8
2	ORTEGA Raul	MEX	6	16	2.7
3	ANDERSON Patrick	CAN	7	15	2.1
4	JANSENS Koen	NED	7	14	2.0
5	van der LINDEN Gert Jan	NED	7	12	1.7
	ZAVALA Salvador	MEX	6	10	1.7
7	IM Chan-Kuw	KOR	6	9	1.5
	KIM Ji-Nam	KOR	6	9	1.5
9	SACHS Troy	AUS	7	10	1.4

5 players tied at 1.3

TURNOVERS					
Rk	Name	Team	G	Total	Avg
1	VICTOR Joppie	RSA	6	39	6.5
2	IM Chan-Kuw	KOR	6	34	5.7
3	SACHS Troy	AUS	7	38	5.4
4	OESCHGER Kobus	RSA	6	32	5.3
5	HAN Sa-Hyun	KOR	6	29	4.8
6	KORETOMO Keisuke	JPN	5	20	4.0
	HERNANDEZ Gilberto	MEX	4	16	4.0
8	MANYANA Buntu	RSA	6	21	3.5
	WILLIAMS Ralph	RSA	6	21	3.5

2 players tied at 3.4

BLOCKED SHOTS					
Rk	Name	Team	G	Total	Avg
1	JOHNSON Joey	CAN	7	6	0.9
2	MUNN Simon	GBR	7	5	0.7
3	ANDERSON Patrick	CAN	7	4	0.6
4	KIM Ji-Nam	KOR	6	3	0.5
	OTTO Martin	GER	6	3	0.5

6 players tied at 0.4

FOULS					
Rk	Name	Team	G	Total	Avg
1	OSHIMA Tomohiko	JPN	6	23	3.8
2	SACHS Troy	AUS	7	26	3.7
	KO Kwang-Yub	KOR	6	22	3.7
4	KORETOMO Keisuke	JPN	5	18	3.6
5	HAN Sa-Hyun	KOR	6	21	3.5
	JIMBO Yasuhiro	JPN	6	21	3.5
7	de ROOIJ Anton	NED	7	24	3.4

5 players tied at 3.3

Legend:
G : Games Played **M/A** : Made Attempts % : Shooting Percentage **Avg** : Average per Game
Off : Offensive Rebounds **Def** : Defensive Rebounds **Rk** : Rank

NOTE: Players eligible for statistics with attempts/games minimum, have to play at least 50% of all games

PLAYER RANKING AT CONCLUSION OF
 DAY 8, OCTOBER 27, 2000

TOTAL FIELD GOALS % (8 attempts/game minimum)

Rk	Name	Team	G	M/A	%
1	GLASBRENNER Jeffrey James	USA	7	45/63	71.4%
2	ANDERSON Patrick	CAN	7	58/102	56.9%
3	JOHNSON Larry	USA	7	37/68	54.4%
4	ZAVALA Salvador	MEX	6	41/81	50.6%
5	OTTO Martin	GER	6	27/54	50.0%
6	JANSENS Koen	NED	7	70/141	49.6%
7	SCHULTE Paul	USA	7	38/78	48.7%
8	GOULD David	AUS	6	23/48	47.9%
9	SACHS Troy	AUS	7	53/111	47.7%
10	OSHIMA Tomohiko	JPN	6	38/81	46.9%

TOTAL FIELD GOALS MADE

Rk	Name	Team	G	Total	Avg
1	JANSENS Koen	NED	7	70	10.0
2	ANDERSON Patrick	CAN	7	58	8.3
3	SACHS Troy	AUS	7	53	7.6
4	BAYE Philippe	FRA	7	49	7.0
5	ZAVALA Salvador	MEX	6	41	6.8
6	GLASBRENNER Jeffrey James	USA	7	45	6.4
7	OSHIMA Tomohiko	JPN	6	38	6.3
8	SCHULTE Paul	USA	7	38	5.4
9	JOHNSON Larry	USA	7	37	5.3
	MIYAKE Katsumi	JPN	6	32	5.3

2 POINTS FIELD GOALS % (6 attempts/game minimum)

Rk	Name	Team	G	M/A	%
1	GLASBRENNER Jeffrey James	USA	7	45/63	71.4%
2	ANDERSON Patrick	CAN	7	55/91	60.4%
3	JOHNSON Larry	USA	7	36/64	56.3%
4	van der WERF Kornelis	NED	7	23/43	53.5%
5	ZAVALA Salvador	MEX	6	41/79	51.9%
	van der LINDEN Gert Jan	NED	7	28/54	51.9%

5 players tied at 50.0

2 POINTS FIELD GOALS MADE

Rk	Name	Team	G	Total	Avg
1	JANSENS Koen	NED	7	69	9.9
2	ANDERSON Patrick	CAN	7	55	7.9
3	SACHS Troy	AUS	7	51	7.3
4	ZAVALA Salvador	MEX	6	41	6.8
5	BAYE Philippe	FRA	7	45	6.4
	GLASBRENNER Jeffrey James	USA	7	45	6.4
7	OSHIMA Tomohiko	JPN	6	38	6.3
8	JOHNSON Larry	USA	7	36	5.1
	SCHULTE Paul	USA	7	36	5.1
10	NESS Brad	AUS	7	35	5.0

3 POINTS FIELD GOALS % (2 attempts/game minimum)

Rk	Name	Team	G	M/A	%
1	POLLOCK Jonathan	GBR	7	13/40	32.5%
2	OLIVAS Julio Cesar	MEX	6	5/16	31.3%
3	KORETOMO Keisuke	JPN	5	3/10	30.0%
4	BERGLUND Gunnar	SWE	7	4/19	21.1%
5	BAYE Philippe	FRA	7	4/20	20.0%
	MIYAKE Katsumi	JPN	6	4/20	20.0%
7	van der LINDEN Gert Jan	NED	7	5/31	16.1%
8	HAI DARI Hussein	SWE	7	3/21	14.3%

3 POINTS FIELD GOALS MADE

Rk	Name	Team	G	Total	Avg
1	POLLOCK Jonathan	GBR	7	13	1.9
2	OLIVAS Julio Cesar	MEX	6	5	0.8
3	ADEPITAN Ade	GBR	7	5	0.7
	van der LINDEN Gert Jan	NED	7	5	0.7
	MIYAKE Katsumi	JPN	6	4	0.7
6	BAYE Philippe	FRA	7	4	0.6
	BERGLUND Gunnar	SWE	7	4	0.6
	KORETOMO Keisuke	JPN	5	3	0.6

3 players tied at 0.4

FREE THROWS % (3 attempts/game minimum)

Rk	Name	Team	G	M/A	%
1	ORTEGA Raul	MEX	6	17/19	89.5%
2	BAYE Philippe	FRA	7	59/81	72.8%
3	OSHIMA Tomohiko	JPN	6	22/31	71.0%
4	JANSENS Koen	NED	7	34/48	70.8%
5	KOEHLER Dirk	GER	7	19/27	70.4%
6	SACHS Troy	AUS	7	47/69	68.1%
7	ANDERSON Patrick	CAN	7	19/29	65.5%
8	OTTO Martin	GER	6	16/25	64.0%
9	HAN Sa-Hyun	KOR	6	12/19	63.2%
10	ZAVALA Salvador	MEX	6	12/20	60.0%

FREE THROWS MADE

Rk	Name	Team	G	Total	Avg
1	BAYE Philippe	FRA	7	59	8.4
2	SACHS Troy	AUS	7	47	6.7
3	JANSENS Koen	NED	7	34	4.9
4	van der LINDEN Gert Jan	NED	7	27	3.9
5	OSHIMA Tomohiko	JPN	6	22	3.7
6	SCHULTE Paul	USA	7	24	3.4
7	WIMMERS Guido	GER	7	21	3.0
8	ORTEGA Raul	MEX	6	17	2.8

3 players tied at 2.7

Legend:

G : Games Played **M/A** : Made Attempts **%** : Shooting Percentage **Avg** : Average per Game
Off : Offensive Rebounds **Def** : Defensive Rebounds **Rk** : Rank

NOTE: Players eligible for statistics with attempts/games minimum, have to play at least 50% of all games

PLAYER RANKING AT CONCLUSION OF
DAY 8, OCTOBER 27, 2000

PRNWB000001BF.00073 00102715:09V010

Match No: 57

GER 15 vs 18 GBR

Start Time: 14:30

Attendance:

Referees: ESHENKO Vladimer (CAN)
BEHRE Christofer (SWE)

SUGIYAMA Kaneyoshi (JPN)

FIRST HALF

Scoring by 5 min intervals: **GER**
GBR

	4	14	15
7	10	12	18

Germany (GER)

No.	Name	MIN	PTS	Field Goals		2 Points		3 Points		Free Throws		Rebounds			AS	ST	TO	BS	PF
				M/A	%	M/A	%	M/A	%	M/A	%	OR	DR	TOT					
* 4	DUNSTHEIMER Birgit	09:59	1	0/3	0.0	0/3	0.0			1/4	25.0	2	1	3					1
5	OEZTUERK Cemile																		
* 6	NGUYEN-THI Nu	15:44	2	1/4	25.0	1/4	25.0					1	1	2	1		1		1
* 7	KIRSTE Heidi	07:36		0/4	0.0	0/4	0.0						1	1					1
* 8	JANUSCH Anja	20:00	4	2/4	50.0	2/4	50.0			0/2	0.0	1	1	2	1		1	1	3
* 9	SEIFERT Nicole	20:00	4	2/7	28.6	2/7	28.6			0/2	0.0	1	4	5	1		2		2
10	THAMM Susanne	14:17	4	2/4	50.0	2/4	50.0					1	3	4		1	2		1
11	SCHRATZ Nora																		
12	KLEIN Verena	12:24		0/1	0.0	0/1	0.0								1		1		3
13	BLEIFUSS Silke																		
14	WESEMUELLER Heike																		
15	ROEMELT Susanne																		
Team Coach																			
TOTALS			15	7/27	25.9	7/27	25.9			1/8	12.5	6	11	17	4	1	7	1	12
Coach	RICHARZ Peter																		
Assistant Coach	SCHRECK Andrea																		

Great Britain (GBR)

No.	Name	MIN	PTS	Field Goals		2 Points		3 Points		Free Throws		Rebounds			AS	ST	TO	BS	PF
				M/A	%	M/A	%	M/A	%	M/A	%	OR	DR	TOT					
4	O'DRISCOLL Bernadette												1	1			1		2
5	BURRETT Sarah	07:55											2	2	1		1		1
* 6	STRANGE Clare	15:21	2	1/5	20.0	1/5	20.0												1
7	LARGEN Georgina	06:44	2	1/2	50.0	1/2	50.0					1	1	2					
* 8	WILD Ann	20:00	4	2/7	28.6	2/7	28.6			0/8	0.0	2	6	8	3		5	1	
9	RIDLEY Jenny																		
* 10	BAILLIE Sarah	20:00	7	3/5	60.0	3/5	60.0			1/3	33.3	1	1	2	1		1	1	1
11	FOX Jill																		
* 12	JACKSON Anna	13:16	1	0/1	0.0	0/1	0.0			1/2	50.0	2	3	5			1		1
13	SMALL Kristina																		
14	VANDERSTEEN Nicola																		
* 15	MacLEAN Caroline	16:44	2	1/2	50.0	1/2	50.0					1	1	1	1	1	2		3
Team Coach																			
TOTALS			18	8/22	36.4	8/22	36.4			2/13	15.4	6	15	21	6	1	11	2	8
Coach	HUDSON Paul																		
Assistant Coach	TARKENTER Malcolm			PAWSON Sue															

	GER	GBR
Points from Turnovers:	8	2
Biggest Lead:	2 (14-12)	7 (7-0)
Second Chance Points:	2	2
Lead Changes:	2	

	GER	GBR
Points in the Paint:	12	6
Biggest Scoring Run:	10-2 (14-12)	7-0 (7-0)
Fast Break Points:	8	
Times Tied:	2	

Legend:

MIN : Minutes Played **M/A** : Made/Attempts **%** : Shooting Percentage **OR** : Offensive Rebounds
DR : Defensive Rebounds **TOT** : Total Rebounds **AS** : Assist **ST** : Steals
TO : Turnovers **BS** : Blocked Shots **PF** : Fouls **PTS** : Points
HF : Half of Time **OT** : Over Time ***** : Starting/Initial

PRNWB000001C0.00069 00102716:04V010

Match No: 57

GER 43 vs 32 GBR

Start Time: 14:30

Attendance: 13127

Referees: ESHENKO Vladimer (CAN)
BEHRE Christofer (SWE)

SUGIYAMA Kaneyoshi (JPN)

Scoring by 5 min intervals:	GER	1.HF				2.HF			
		GER	GBR	GER	GBR	GER	GBR	GER	GBR
		4	14	15	21	34	40	43	
		7	10	12	18	24	26	32	

Time	Score	Germany	Action	Great Britain	Time	Score	Germany	Action	Great Britain
FIRST HALF					FIRST HALF				
20:00		4 - DUNSTHEIMER Birgit	Player IN		14:57			Block Shot	8 - WILD Ann
20:00		6 - NGUYEN-THI Nu	Player IN		14:54			Defens.Rebound	15 - MacLEAN Caroline
20:00		7 - KIRSTE Heidi	Player IN		14:45			Turnover	8 - WILD Ann
20:00		8 - JANUSCH Anja	Player IN		14:36		7 - KIRSTE Heidi	2 Pt. Miss	
20:00		9 - SEIFERT Nicole	Player IN		14:33		6 - NGUYEN-THI Nu	Offens.Rebound	
20:00			Player IN	6 - STRANGE Clare	14:18			Foul	10 - BAILLIE Sarah (P1,T4)
20:00			Player IN	8 - WILD Ann	14:18		8 - JANUSCH Anja	Free Th. Miss	
20:00			Player IN	10 - BAILLIE Sarah	14:18		8 - JANUSCH Anja	Free Th. Miss	
20:00			Player IN	12 - JACKSON Anna	14:17			Defens.Rebound	12 - JACKSON Anna
20:00			Player IN	15 - MacLEAN Caroline	14:17			Turnover	12 - JACKSON Anna
19:34		6 - NGUYEN-THI Nu (P1,T1)	Foul		14:17		7 - KIRSTE Heidi	Player OUT	
19:34			Free Th. Miss	8 - WILD Ann	14:17		4 - DUNSTHEIMER Birgit	Player OUT	
19:34			Free Th. Miss	8 - WILD Ann	14:17		10 - THAMM Susanne	Player IN	
19:32			Offens.Rebound	12 - JACKSON Anna	14:17		12 - KLEIN Verena	Player IN	
19:32		7 - KIRSTE Heidi (P1,T2)	Foul		14:12	2-7	8 - JANUSCH Anja	2 Pt. in the paint	
19:32	0-1		Free Th. MADE	12 - JACKSON Anna	14:12		12 - KLEIN Verena	Assist	
19:32			Free Th. Miss	12 - JACKSON Anna	13:50			2 Pt. Miss	10 - BAILLIE Sarah
19:28		9 - SEIFERT Nicole	Defens.Rebound		13:49		8 - JANUSCH Anja	Block Shot	
19:19			Foul	6 - STRANGE Clare (P1,T1)	13:49			Offens.Rebound	10 - BAILLIE Sarah
19:19		4 - DUNSTHEIMER Birgit	Free Th. Miss		13:49		8 - JANUSCH Anja (P1,T5)	Foul	
19:19		4 - DUNSTHEIMER Birgit	Free Th. Miss		13:49	2-8		Free Th. MADE	10 - BAILLIE Sarah
19:01	0-3		2 Pt. MADE	6 - STRANGE Clare	13:49			Free Th. Miss	10 - BAILLIE Sarah
18:42		7 - KIRSTE Heidi	2 Pt. Miss		13:38			Steal	15 - MacLEAN Caroline
18:37			Defens.Rebound	6 - STRANGE Clare	13:35		12 - KLEIN Verena	Turnover	
18:27			2 Pt. Miss	6 - STRANGE Clare	13:17			2 Pt. Miss	8 - WILD Ann
18:23		7 - KIRSTE Heidi	Defens.Rebound		13:16		9 - SEIFERT Nicole	Defens.Rebound	
18:02		6 - NGUYEN-THI Nu	2 Pt. Miss		13:06		Germany	Fast Break	
17:59		4 - DUNSTHEIMER Birgit	Offens.Rebound		12:58	4-8	10 - THAMM Susanne	2 Pt. in the paint	
17:59		6 - NGUYEN-THI Nu	Turnover		12:58		9 - SEIFERT Nicole	Assist	
17:48	0-5		2 Pt. MADE	15 - MacLEAN Caroline	12:43			2 Pt. Miss	6 - STRANGE Clare
17:48			Assist	6 - STRANGE Clare	12:41		9 - SEIFERT Nicole	Defens.Rebound	
17:32		4 - DUNSTHEIMER Birgit	2 Pt. Miss		12:28		12 - KLEIN Verena	2 Pt. Miss	
17:29			Defens.Rebound	8 - WILD Ann	12:26			Defens.Rebound	10 - BAILLIE Sarah
17:23		4 - DUNSTHEIMER Birgit (P1,T3)	Foul		12:01		12 - KLEIN Verena (P1,T6)	Foul	
17:17	0-7		2 Pt. in the paint	10 - BAILLIE Sarah	12:01			Time Out	Great Britain
17:17			Assist	8 - WILD Ann	11:58			2 Pt. Miss	10 - BAILLIE Sarah
17:01		9 - SEIFERT Nicole	2 Pt. Miss		11:49	4-10		2 Pt. MADE	8 - WILD Ann
16:57			Block Shot	10 - BAILLIE Sarah	11:23			Foul	15 - MacLEAN Caroline (P2,T5)
16:54			Defens.Rebound	6 - STRANGE Clare	11:23		9 - SEIFERT Nicole	Free Th. Miss	
16:45			Turnover	15 - MacLEAN Caroline	11:23		9 - SEIFERT Nicole	Free Th. Miss	
16:21		7 - KIRSTE Heidi	2 Pt. Miss		11:20			Defens.Rebound	12 - JACKSON Anna
16:19			Defens.Rebound	12 - JACKSON Anna	11:06			Turnover	8 - WILD Ann
16:14		9 - SEIFERT Nicole (P1,T4)	Foul		10:36		6 - NGUYEN-THI Nu	2 Pt. Miss	
16:14		Germany	Time Out		10:32		9 - SEIFERT Nicole	Offens.Rebound	
16:07			2 Pt. Miss	8 - WILD Ann	10:32		9 - SEIFERT Nicole	Turnover	
16:02			Offens.Rebound	12 - JACKSON Anna	10:15			2 Pt. Miss	6 - STRANGE Clare
15:59			2 Pt. Miss	8 - WILD Ann	10:12		10 - THAMM Susanne	Defens.Rebound	
15:56		8 - JANUSCH Anja	Defens.Rebound		9:59		Germany	Fast Break	
15:44		9 - SEIFERT Nicole	2 Pt. Miss		9:57	6-10	9 - SEIFERT Nicole	2 Pt. in the paint	
15:36			Foul	12 - JACKSON Anna (P1,T2)	9:57		8 - JANUSCH Anja	Assist	
15:33		7 - KIRSTE Heidi	2 Pt. Miss		9:33			Turnover	8 - WILD Ann
15:29			Defens.Rebound	8 - WILD Ann	9:24		Germany	Fast Break	
15:20			Offensive Foul	15 - MacLEAN Caroline (P1,T3)	9:21	8-10	8 - JANUSCH Anja	2 Pt. in the paint	
15:20			Turnover	15 - MacLEAN Caroline	8:50			2 Pt. Miss	12 - JACKSON Anna
15:05		6 - NGUYEN-THI Nu	2 Pt. Miss		8:47		9 - SEIFERT Nicole	Defens.Rebound	
15:00		4 - DUNSTHEIMER Birgit	Offens.Rebound		8:31		8 - JANUSCH Anja	2 Pt. Miss	
15:00		4 - DUNSTHEIMER Birgit	2 Pt. Miss		8:30			Defens.Rebound	8 - WILD Ann

Wheelchair Basketball

Time	Score	Germany	Action	Great Britain	Time	Score	Germany	Action	Great Britain
FIRST HALF					FIRST HALF				
8:19	8-12		2 Pt. in the paint	10 - BAILLIE Sarah	0:45		10 - THAMM Susanne	Defens.Rebound	
8:19			Assist	8 - WILD Ann	0:45		10 - THAMM Susanne (P1,T12)	Offensive Foul	
7:58		Germany	Fast Break		0:45		10 - THAMM Susanne	Turnover	
7:56	10-12	6 - NGUYEN-THI Nu	2 Pt. in the paint		0:35			2 Pt. Miss	8 - WILD Ann
7:55			Player OUT	15 - MacLEAN Caroline	0:32		10 - THAMM Susanne	Defens.Rebound	
7:55			Player IN	5 - BURRETT Sarah	0:21		9 - SEIFERT Nicole	2 Pt. Miss	
7:29			Turnover	8 - WILD Ann	0:18			Defens.Rebound	8 - WILD Ann
7:11	12-12	9 - SEIFERT Nicole	2 Pt. MADE		0:10			Turnover	8 - WILD Ann
7:11		6 - NGUYEN-THI Nu	Assist		0:03		9 - SEIFERT Nicole	2 Pt. Miss	
6:52			2 Pt. Miss	6 - STRANGE Clare	0:01			Defens.Rebound	8 - WILD Ann
6:49		6 - NGUYEN-THI Nu	Defens.Rebound		SECOND HALF				
6:44		8 - JANUSCH Anja	Turnover		20:00		4 - DUNSTHEIMER Birgit	Player IN	
6:44			Player OUT	12 - JACKSON Anna	20:00		7 - KIRSTE Heidi	Player IN	
6:44			Player IN	7 - LARGEN Georgina	20:00		8 - JANUSCH Anja	Player IN	
6:18		9 - SEIFERT Nicole (P2,T7)	Foul		20:00		9 - SEIFERT Nicole	Player IN	
5:59			2 Pt. Miss	8 - WILD Ann	20:00		13 - BLEIFUSS Silke	Player IN	
5:57			Offens.Rebound	7 - LARGEN Georgina	20:00			Player IN	8 - WILD Ann
5:48			Turnover	10 - BAILLIE Sarah	20:00			Player IN	7 - LARGEN Georgina
5:28		10 - THAMM Susanne	2 Pt. Miss		20:00			Player IN	9 - RIDLEY Jenny
5:25		10 - THAMM Susanne	Offens.Rebound		20:00			Player IN	10 - BAILLIE Sarah
5:25	14-12	10 - THAMM Susanne	Tap MADE		20:00			Player IN	15 - MacLEAN Caroline
4:56	14-14		2 Pt. MADE	10 - BAILLIE Sarah	19:45			2 Pt. Miss	15 - MacLEAN Caroline
4:56			Assist	8 - WILD Ann	19:40			Offens.Rebound	8 - WILD Ann
4:56		12 - KLEIN Verena (P2,T8)	Foul		19:37			2 Pt. Miss	8 - WILD Ann
4:56		Germany	Time Out		19:34		4 - DUNSTHEIMER Birgit	Defens.Rebound	
4:56			Free Th. Miss	10 - BAILLIE Sarah	19:24			Foul	8 - WILD Ann (P1,T1)
4:53		8 - JANUSCH Anja (P2,T9)	Foul		19:11		8 - JANUSCH Anja	2 Pt. Miss	
4:53			Free Th. Miss	8 - WILD Ann	19:10			Defens.Rebound	10 - BAILLIE Sarah
4:53			Free Th. Miss	8 - WILD Ann	19:02			Offensive Foul	7 - LARGEN Georgina (P1,T2)
4:45			Offens.Rebound	8 - WILD Ann	19:02			Turnover	7 - LARGEN Georgina
4:40		10 - THAMM Susanne	Steal		18:50	17-18	9 - SEIFERT Nicole	2 Pt. MADE	
4:39			Turnover	6 - STRANGE Clare	18:29	17-20		2 Pt. in the paint	10 - BAILLIE Sarah
4:39		10 - THAMM Susanne	Turnover		18:29			Assist	15 - MacLEAN Caroline
4:39			Player OUT	6 - STRANGE Clare	18:14			Foul	8 - WILD Ann (P2,T3)
4:39			Player IN	15 - MacLEAN Caroline	18:05		4 - DUNSTHEIMER Birgit	2 Pt. Miss	
4:16		12 - KLEIN Verena (P3,T10)	Foul		18:03			Block Shot	15 - MacLEAN Caroline
4:16		6 - NGUYEN-THI Nu	Player OUT		18:00			Defens.Rebound	15 - MacLEAN Caroline
4:16		4 - DUNSTHEIMER Birgit	Player IN		17:34	17-22		2 Pt. in the paint	9 - RIDLEY Jenny
4:16			Free Th. Miss	8 - WILD Ann	17:18			Steal	10 - BAILLIE Sarah
4:16			Free Th. Miss	8 - WILD Ann	17:17		7 - KIRSTE Heidi	Turnover	
3:57		9 - SEIFERT Nicole	2 Pt. Miss		17:17			Turnover	10 - BAILLIE Sarah
3:54			Defens.Rebound	8 - WILD Ann	17:15			Foul	15 - MacLEAN Caroline (P4,T4)
3:36	14-16		2 Pt. in the paint	7 - LARGEN Georgina	17:15		9 - SEIFERT Nicole	Player OUT	
3:36			Assist	10 - BAILLIE Sarah	17:15		13 - BLEIFUSS Silke	Player OUT	
3:17			Foul	5 - BURRETT Sarah (P1,T6)	17:15		5 - OEZTUERK Cemile	Player IN	
2:56		8 - JANUSCH Anja	2 Pt. Miss		17:15		6 - NGUYEN-THI Nu	Player IN	
2:54		8 - JANUSCH Anja	Offens.Rebound		17:15		8 - JANUSCH Anja	Free Th. Miss	
2:49			Foul	15 - MacLEAN Caroline (P3,T7)	17:15		8 - JANUSCH Anja	Free Th. Miss	
2:49			Time Out	Great Britain	17:12		8 - JANUSCH Anja	Offens.Rebound	
2:41		10 - THAMM Susanne	2 Pt. Miss		17:06	19-22	8 - JANUSCH Anja	2 Pt. MADE	
2:39			Defens.Rebound	7 - LARGEN Georgina	17:06		7 - KIRSTE Heidi	Assist	
2:18			2 Pt. Miss	7 - LARGEN Georgina	16:43			Fast Break	Great Britain
2:14			Offens.Rebound	8 - WILD Ann	16:40	19-24		2 Pt. in the paint	8 - WILD Ann
2:08			2 Pt. Miss	15 - MacLEAN Caroline	16:40			Assist	9 - RIDLEY Jenny
2:04		4 - DUNSTHEIMER Birgit	Defens.Rebound		16:25		6 - NGUYEN-THI Nu	2 Pt. Miss	
1:53			Foul	5 - BURRETT Sarah (P2,T8)	16:22			Defens.Rebound	10 - BAILLIE Sarah
1:53		12 - KLEIN Verena	Player OUT		15:57			Turnover	10 - BAILLIE Sarah
1:53		7 - KIRSTE Heidi	Player IN		15:43	21-24	7 - KIRSTE Heidi	2 Pt. MADE	
1:53		4 - DUNSTHEIMER Birgit	Free Th. Miss		15:43		8 - JANUSCH Anja	Assist	
1:53		4 - DUNSTHEIMER Birgit	Free Th. MADE		15:32		5 - OEZTUERK Cemile (P1,T1)	Foul	
1:33	15-18		2 Pt. MADE	8 - WILD Ann	15:18			2 Pt. Miss	8 - WILD Ann
1:33			Assist	15 - MacLEAN Caroline	15:00		5 - OEZTUERK Cemile	2 Pt. Miss	
1:12		4 - DUNSTHEIMER Birgit	2 Pt. Miss		14:58			Defens.Rebound	9 - RIDLEY Jenny
1:11			Defens.Rebound	5 - BURRETT Sarah	14:53		5 - OEZTUERK Cemile (P2,T2)	Foul	
1:09			Turnover	5 - BURRETT Sarah	14:53		5 - OEZTUERK Cemile	Player OUT	
1:06		9 - SEIFERT Nicole	Turnover		14:53		9 - SEIFERT Nicole	Player IN	
0:51		8 - JANUSCH Anja (P3,T11)	Foul		14:53			Player OUT	15 - MacLEAN Caroline
0:51			Free Th. Miss	8 - WILD Ann	14:53			Player IN	6 - STRANGE Clare
0:45			Free Th. Miss	8 - WILD Ann	14:52		6 - NGUYEN-THI Nu (P2,T3)	Foul	

Wheelchair Basketball

Wheelchair Basketball

Wheelchair Basketball

Wheelchair Basketball

Time	Score	Germany	Action	Great Britain	Time	Score	Germany	Action	Great Britain
SECOND HALF					SECOND HALF				
14:35			2 Pt. Miss	10 - BAILLIE Sarah	7:01			Turnover	8 - WILD Ann
14:32		8 - JANUSCH Anja	Defens.Rebound		6:43			Foul	6 - STRANGE Clare (P4,T9)
14:04	23-24	8 - JANUSCH Anja	2 Pt. in the paint		6:43	8 - JANUSCH Anja	Free Th. Miss		
14:04		6 - NGUYEN-THI Nu	Assist		6:43	8 - JANUSCH Anja	Free Th. MADE		
13:42			2 Pt. Miss	7 - LARGEN Georgina	6:32		2 Pt. Miss	8 - WILD Ann	
13:40		4 - DUNSTHEIMER Birgit	Defens.Rebound		6:30		Offens.Rebound	10 - BAILLIE Sarah	
13:34			Time Out	Great Britain	6:12		Turnover	13 - SMALL Kristina	
13:34			Player OUT	9 - RIDLEY Jenny	5:54	7 - KIRSTE Heidi	2 Pt. Miss		
13:34			Player IN	5 - BURRETT Sarah	5:52		Defens.Rebound	6 - STRANGE Clare	
13:27	25-24	8 - JANUSCH Anja	2 Pt. MADE		5:33		Player OUT	6 - STRANGE Clare	
13:09		4 - DUNSTHEIMER Birgit (P2,T4)	Foul		5:33		Player IN	9 - RIDLEY Jenny	
13:09			Free Th. Miss	6 - STRANGE Clare	5:24		Turnover	8 - WILD Ann	
13:09			Free Th. Miss	6 - STRANGE Clare	5:02	4 - DUNSTHEIMER Birgit	2 Pt. Miss		
12:58			2 Pt. Miss	8 - WILD Ann	5:02	6 - NGUYEN-THI Nu	Offens.Rebound		
12:56		4 - DUNSTHEIMER Birgit	Defens.Rebound		4:47	4 - DUNSTHEIMER Birgit	Turnover		
12:48			Foul	10 - BAILLIE Sarah (P2,T5)	4:22	9 - SEIFERT Nicole	Steal		
12:48		6 - NGUYEN-THI Nu	Free Th. Miss		4:19		Turnover	9 - RIDLEY Jenny	
12:48	26-24	6 - NGUYEN-THI Nu	Free Th. MADE		4:16	6 - NGUYEN-THI Nu	2 Pt. Miss		
12:36		4 - DUNSTHEIMER Birgit	Steal		4:13		Defens.Rebound	9 - RIDLEY Jenny	
12:33			Turnover	8 - WILD Ann	4:10		Turnover	15 - MacLEAN Caroline	
12:26	28-24	6 - NGUYEN-THI Nu	2 Pt. in the paint		4:10		Time Out	Great Britain	
12:26		7 - KIRSTE Heidi	Assist		4:10	4 - DUNSTHEIMER Birgit	Player OUT		
12:02			Turnover	10 - BAILLIE Sarah	4:10	8 - JANUSCH Anja	Player OUT		
11:50	30-24	6 - NGUYEN-THI Nu	2 Pt. MADE		4:10	12 - KLEIN Verena	Player IN		
11:45			Player OUT	7 - LARGEN Georgina	4:10	10 - THAMM Susanne	Player IN		
11:45			Player IN	12 - JACKSON Anna	4:10		Player OUT	13 - SMALL Kristina	
11:42			Turnover	12 - JACKSON Anna	4:10		Player IN	14 - VANDERSTEEN Nicola	
11:33		7 - KIRSTE Heidi	2 Pt. Miss		3:39	9 - SEIFERT Nicole	2 Pt. Miss		
11:30			Defens.Rebound	12 - JACKSON Anna	3:12	40-28	2 Pt. MADE	8 - WILD Ann	
11:11			2 Pt. Miss	10 - BAILLIE Sarah	2:58		Foul	8 - WILD Ann (P3,T10)	
11:08			Defens.Rebound		2:58	9 - SEIFERT Nicole	Free Th. Miss		
10:51	32-24	9 - SEIFERT Nicole	2 Pt. MADE		2:58	9 - SEIFERT Nicole	Free Th. MADE		
10:51		6 - NGUYEN-THI Nu	Assist		2:58	9 - SEIFERT Nicole	Player OUT		
10:51		9 - SEIFERT Nicole	Time Out	Great Britain	2:58	15 - ROEMELT Susanne	Player IN		
10:31			Offensive Foul	6 - STRANGE Clare (P2,T6)	2:42		2 Pt. Miss	8 - WILD Ann	
10:31			Turnover	6 - STRANGE Clare	2:36		Defens.Rebound		
10:17	34-24	6 - NGUYEN-THI Nu	2 Pt. MADE		2:20	12 - KLEIN Verena	Turnover		
9:55			Offensive Foul	6 - STRANGE Clare (P3,T7)	2:05	15 - ROEMELT Susanne	2 Pt. Miss	15 - MacLEAN Caroline	
9:55			Turnover	6 - STRANGE Clare	2:03		Defens.Rebound		
9:36		7 - KIRSTE Heidi	2 Pt. Miss		1:44	10 - THAMM Susanne	Turnover		
9:32		8 - JANUSCH Anja	Offens.Rebound		1:41	15 - ROEMELT Susanne	Turnover		
9:18	36-24	6 - NGUYEN-THI Nu	2 Pt. in the paint		1:39		2 Pt. Miss	8 - WILD Ann	
8:57			Turnover	6 - STRANGE Clare	1:39	41-30	Offens.Rebound	10 - BAILLIE Sarah	
8:52			Foul	12 - JACKSON Anna (P2,T8)	1:20		Tap MADE	10 - BAILLIE Sarah	
8:52			Player OUT	5 - BURRETT Sarah	1:12	7 - KIRSTE Heidi	Turnover		
8:52			Player IN	15 - MacLEAN Caroline	1:12		Turnover	10 - BAILLIE Sarah	
8:52	37-24	4 - DUNSTHEIMER Birgit	Free Th. MADE		1:12	7 - KIRSTE Heidi	Player OUT		
8:52		4 - DUNSTHEIMER Birgit	Free Th. Miss		1:12	11 - SCHRATZ Nora	Player IN		
8:50			Defens.Rebound	12 - JACKSON Anna	1:12		Player OUT	9 - RIDLEY Jenny	
8:21			2 Pt. Miss	15 - MacLEAN Caroline	1:01		Player IN	4 - O'DRISCOLL B.	
8:19		4 - DUNSTHEIMER Birgit	Defens.Rebound		0:58		Steal	8 - WILD Ann	
8:02	39-24	6 - NGUYEN-THI Nu	2 Pt. MADE		0:58	15 - ROEMELT Susanne	Turnover		
7:44			Fast Break	Great Britain	0:56	41-32	Fast Break	Great Britain	
7:44	39-26		2 Pt. in the paint	8 - WILD Ann	0:56		2 Pt. in the paint	10 - BAILLIE Sarah	
7:44			Assist	12 - JACKSON Anna	0:56		Assist	8 - WILD Ann	
7:44		8 - JANUSCH Anja (P4,T5)	Foul		0:44	43-32	2 Pt. MADE		
7:44			Player OUT	12 - JACKSON Anna	0:44		Assist		
7:44			Player IN	13 - SMALL Kristina	0:43		Turnover	10 - BAILLIE Sarah	
7:44			Free Th. Miss	8 - WILD Ann	0:38		Offensive Foul		
7:42			Offens.Rebound	10 - BAILLIE Sarah	0:38	10 - THAMM Susanne (P2,T6)	Turnover		
7:30			2 Pt. Miss	8 - WILD Ann	0:30	10 - THAMM Susanne	Turnover		
7:27			Offens.Rebound	10 - BAILLIE Sarah	0:00	15 - ROEMELT Susanne	3 Pt. Miss	10 - BAILLIE Sarah	
					0:00		Turnover		
					0:00		END OF PERIOD		

Wheelchair Basketball

Wheelchair Basketball

Wheelchair Basketball

Wheelchair Basketball

PRNWB000001C1.00073 00102715:58V020

WOMEN 7TH-8TH PLACE MATCH RESULTS



FRI 27 OCT 2000

SYDNEY SUPERDOME

Match No: 57

GER 43 vs 32 GBR

Start Time: 14:30

Attendance: 13127

Referees: ESHENKO Vladimer (CAN)
BEHRE Christofer (SWE)

SUGIYAMA Kaneyoshi (JPN)

Scoring by 5 min intervals:		1.HF				2.HF			
GER		4	14	15	21	34	40	43	
GBR		7	10	12	18	24	24	32	

Germany (GER)

No.	Name	MIN	PTS	Field Goals		2 Points		3 Points		Free Throws		Rebounds			AS	ST	TO	BS	PF
				M/A	%	M/A	%	M/A	%	M/A	%	OR	DR	TOT					
* 4	DUNSTHEIMER Birgit	25:49	2	0/5	0.0	0/5	0.0			2/6	33.3	2	5	7		1	1		2
5	OEZTUERK Cemile	02:22		0/1	0.0	0/1	0.0												2
* 6	NGUYEN-THI Nu	32:59	15	7/12	58.3	7/12	58.3			1/2	50.0	2	1	3	3		1		2
* 7	KIRSTE Heidi	26:24	2	1/8	12.5	1/8	12.5						1	1	2		2		1
* 8	JANUSCH Anja	35:50	11	5/8	62.5	5/8	62.5			1/6	16.7	3	2	5	2		1	1	4
* 9	SEIFERT Nicole	34:40	7	3/9	33.3	3/9	33.3			1/4	25.0	1	5	6	2	1	2		2
10	THAMM Susanne	18:27	4	2/4	50.0	2/4	50.0					1	4	5		1	3		2
11	SCHRATZ Nora	01:12																	
12	KLEIN Verena	16:34		0/1	0.0	0/1	0.0						1	1	1		1		3
13	BLEIFUSS Silke	02:45																	
14	WESEMUELLER Heike																		
15	ROEMELT Susanne	02:58	2	1/1	100.0	1/1	100.0										4		
Team Coach																			
TOTALS			43	19/49	38.8	19/49	38.8			5/18	27.8	9	19	28	10	3	15	1	18
Coach		RICHARZ Peter																	
Assistant Coach		SCHRECK Andrea																	

Great Britain (GBR)

No.	Name	MIN	PTS	Field Goals		2 Points		3 Points		Free Throws		Rebounds			AS	ST	TO	BS	PF
				M/A	%	M/A	%	M/A	%	M/A	%	OR	DR	TOT					
4	O'DRISCOLL Bernadette	01:12											1	1			1		2
5	BURRETT Sarah	12:37																	
* 6	STRANGE Clare	24:41	2	1/5	20.0	1/5	20.0			0/2	0.0		3	3	1		4		4
7	LARGEN Georgina	14:59	2	1/3	33.3	1/3	33.3					1	1	2			1		1
* 8	WILD Ann	40:00	10	5/17	29.4	5/17	29.4			0/9	0.0	3	6	9	4	1	8	1	3
9	RIDLEY Jenny	10:47	2	1/1	100.0	1/1	100.0						2	2	1		1		
* 10	BAILLIE Sarah	40:00	13	6/11	54.5	6/10	60.0	0/1	0.0	1/3	33.3	5	3	8	1	1	6	1	2
11	FOX Jill																		
* 12	JACKSON Anna	17:17	1	0/1	0.0	0/1	0.0			1/2	50.0	2	5	7	1		2		2
13	SMALL Kristina	03:34															1		
14	VANDERSTEEN Nicola	04:10																	
* 15	MacLEAN Caroline	30:43	2	1/5	20.0	1/5	20.0						2	2	2	1	3	1	4
Team Coach																			
TOTALS			32	15/43	34.9	15/42	35.7	0/1	0.0	2/16	12.5	11	23	34	10	3	27	3	18
Coach		HUDSON Paul																	
Assistant Coach		TARKENTER Malcolm PAWSON Sue																	

	GER	GBR
Points from Turnovers:	24	6
Biggest Lead:	15 (39-24)	7 (7-0)
Second Chance Points:	6	4
Lead Changes:	3	

	GER	GBR
Points in the Paint:	18	18
Biggest Scoring Run:	20-0 (39-24)	7-0 (7-0)
Fast Break Points:	8	6
Times Tied:	2	

Legend:

MIN : Minutes Played **M/A** : Made/Attempts **%** : Shooting Percentage **OR** : Offensive Rebounds
DR : Defensive Rebounds **TOT** : Total Rebounds **AS** : Assist **ST** : Steals
TO : Turnovers **BS** : Blocked Shots **PF** : Fouls **PTS** : Points
HF : Half of Time **OT** : Over Time * : Starting/Initial

PRNWB000001C2.00076B 00102716:00V050

Preliminary Group A					
Rank		AUS	NED	USA	GBR
1	AUS		38-26	44-36	43-12
2	NED	26-38		45-26	34-21
3	USA	36-44	26-45		58-30
4	GBR	12-43	21-34	30-58	

MATCHES			POINTS		Class.
PLAY	WON	LOST	FOR	AGST	Points
3	3	0	125	74	6
3	2	1	105	85	5
3	1	2	120	119	4
3	0	3	63	135	3

Preliminary Group B					
Rank		CAN	JPN	MEX	GER
1	CAN		49-32	60-28	36-26
2	JPN	32-49		57-41	62-52
3	MEX	28-60	41-57		45-44
4	GER	26-36	52-62	44-45	

MATCHES			POINTS		Class.
PLAY	WON	LOST	FOR	AGST	Points
3	3	0	145	86	6
3	2	1	151	142	5
3	1	2	114	161	4
3	0	3	122	143	3

Classification

Phase	Teams	Result
Semifinals 1 - 4	AUS vs JPN	45-33
Semifinals 1 - 4	CAN vs NED	42-23
Semifinals 5 - 8	USA vs GER	50-30
Semifinals 5 - 8	MEX vs GBR	41-37
Final 1 - 2	AUS vs CAN	27-Oct
Final 3 - 4	JPN vs NED	27-Oct
Final 5 - 6	USA vs MEX	27-Oct
Final 7 - 8	GER vs GBR	43-32

Final Standings

Medal	Rank	Team
	7	GER Germany
	8	GBR Great Britain

PRNWB000001C3.00055 00102723:14V010

RANK	TEAM	MEDAL
1	Canada	Gold
2	Australia	Silver
3	Japan	Bronze
4	Netherlands	
5	United States of America	
6	Mexico	
7	Germany	
8	Great Britain	

PRNWB000001C4.00084A 00102716:02V040

Germany (GER)

After 5 Matches

No.	Name	G	MIN	MPG	PTS	PPG	Field Goals		2 Points		3 Points		Free Throws		Rebounds			AS	ST	TO	BS	PF
							M/A	%	M/A	%	M/A	%	M/A	%	OR	DR	TOT					
4	DUNSTHEIMER Birgit	5	132:45	26:33	8	1.6	1/22	4.5	1/21	4.8	0/1	0.0	6/18	33.3	15	20	35	4	4	11	1	13
5	OEZTUERK Cemile	5	69:39	13:55	16	3.2	6/29	20.7	5/26	19.2	1/3	33.3	3/8	37.5	3	7	10	2	1	5		16
6	NGUYEN-THI Nu	5	177:22	35:28	40	8.0	17/59	28.8	16/54	29.6	1/5	20.0	5/10	50.0	5	15	20	10	1	12		12
7	KIRSTE Heidi	5	125:33	25:06	25	5.0	8/41	19.5	6/37	16.2	2/4	50.0	7/14	50.0	3	13	16	5		13		10
8	JANUSCH Anja	5	174:19	34:51	51	10.2	22/61	36.1	22/59	37.3	0/2	0.0	7/16	43.8	20	27	47	12	3	16	1	23
9	SEIFERT Nicole	5	124:03	24:48	28	5.6	12/32	37.5	12/32	37.5			4/9	44.4	2	9	11	6	3	11		13
10	THAMM Susanne	5	52:57	10:35	6	1.2	3/12	25.0	3/12	25.0					4	17	21	2	1	7		6
11	SCHRATZ Nora	2	1:43	0:51																		
12	KLEIN Verena	5	101:06	20:13	10	2.0	5/19	26.3	5/19	26.3			0/2	0.0	6	7	13	2	1	5		15
13	BLEIFUSS Silke	4	20:58	5:14	7	1.8	2/7	28.6	2/7	28.6			3/4	75.0	1	3	4	2		2		10
14	WESEMUELLER Heike	2	11:38	5:49	2	1.0	1/1	100.0	1/1	100.0			0/2	0.0						1		3
15	ROEMELT Susanne	3	7:57	2:39	2	0.7	1/1	100.0	1/1	100.0								1		6		2
Team/Coach																						
TOTALS					195	39.0	78/284	27.5	74/269	27.5	4/15	26.7	35/83	42.2	59	118	177	46	14	89	2	123
OPPONENTS					225	45.0	87/258	33.7	86/250	34.4	1/8	12.5	50/123	40.7	64	138	202	45	23	103	15	101

AVERAGES PER GAME

	GER	OPPONENTS
Points from Turnovers	65	48
Points in the Paint	90	114
Second Chance Points	28	41
Fast Break Points	24	22

	GER	OPPONENTS
Total Field Goals Made	15.6	17.4
2 Points Field Goals Made	14.8	17.2
3 Points Field Goals Made	0.8	0.2
Free Throws Made	7.0	10.0
Offensive Rebounds	11.8	12.8
Deffensive Rebounds	23.6	27.6
Total Rebounds	35.4	40.4
Assists	9.2	9.0
Steals	2.8	4.6
Turnovers	17.8	20.6
Blocked Shots	0.4	3.0
Fouls	24.6	20.2
Points from Turnovers	13.0	9.6
Points in the Paint	18.0	22.8
Second Chance Points	5.6	8.2
Fast Break Points	4.8	4.4

Legend:

G : Games Played	MIN : Minutes Played	MPG : Minutes Played per Game	PTS : Points
PPG : Points per Game	M/A : Made/Attempts	% : Shooting Percentage	OR : Offensive Rebounds
DR : Defensive Rebounds	TOT : Total Rebounds	AS : Assists	ST : Steals
TO : Turnovers	BS : Blocked Shots	PF : Fouls	

FINAL CUMULATIVE STATISTICS FOR GERMANY

PRNWB000001C5.00084A 00102716:03V030

Great Britain (GBR)

After 5 Matches

No.	Name	G	MIN	MPG	PTS	PPG	Field Goals		2 Points		3 Points		Free Throws		Rebounds			AS	ST	TO	BS	PF
							M/A	%	M/A	%	M/A	%	M/A	%	OR	DR	TOT					
4	O'DRISCOLL Bernadette	5	43:10	8:38	2	0.4	1/5	20.0	1/5	20.0					2	2	1		1		2	
5	BURRETT Sarah	5	55:44	11:08	9	1.8	4/8	50.0	4/8	50.0			1/8	12.5	2	2	4		4	1	7	
6	STRANGE Clare	5	85:41	17:08	7	1.4	3/15	20.0	3/15	20.0			1/4	25.0	3	13	16	2		10	9	
7	LARGEN Georgina	5	92:14	18:26	3	0.6	1/12	8.3	1/12	8.3			1/4	25.0	2	17	19	2		15	9	
8	WILD Ann	5	177:08	35:25	39	7.8	15/57	26.3	15/57	26.3			9/32	28.1	9	23	32	21	3	35	1	16
9	RIDLEY Jenny	5	39:55	7:59	6	1.2	3/10	30.0	3/10	30.0					3	3	6	2		3	2	
10	BAILLIE Sarah	5	189:30	37:54	54	10.8	24/58	41.4	24/56	42.9	0/2	0.0	6/24	25.0	17	32	49	4	2	21	4	14
11	FOX Jill	3	56:33	18:51	2	0.7	1/7	14.3	1/7	14.3			0/2	0.0	2	2	4	2	2	4		5
12	JACKSON Anna	5	90:13	18:02	4	0.8	1/9	11.1	1/9	11.1			2/4	50.0	6	16	22	2	1	10		8
13	SMALL Kristina	5	29:53	5:58			0/3	0.0	0/3	0.0					3	3	6		1	7		2
14	VANDERSTEEN Nicola	5	39:42	7:56	2	0.4	1/7	14.3	1/6	16.7	0/1	0.0				6	6		1	7		8
15	MacLEAN Caroline	5	100:17	20:03	4	0.8	2/25	8.0	2/23	8.7	0/2	0.0			3	7	10	4	2	5	4	6
Team/Coach																						
TOTALS					132	26.4	56/216	25.9	56/211	26.5	0/5	0.0	20/78	25.6	50	126	176	40	12	122	10	88
OPPONENTS					219	43.8	90/284	31.7	88/277	31.8	2/7	28.6	37/97	38.1	68	112	180	52	25	68	8	84

AVERAGES PER GAME

	GBR	OPPONENTS
Points from Turnovers	31	100
Points in the Paint	82	110
Second Chance Points	17	45
Fast Break Points	28	14

	GBR	OPPONENTS
Total Field Goals Made	11.2	18.0
2 Points Field Goals Made	11.2	17.6
3 Points Field Goals Made	0.0	0.4
Free Throws Made	4.0	7.4
Offensive Rebounds	10.0	13.6
Deffensive Rebounds	25.2	22.4
Total Rebounds	35.2	36.0
Assists	8.0	10.4
Steals	2.4	5.0
Turnovers	24.4	13.6
Blocked Shots	2.0	1.6
Fouls	17.6	16.8
Points from Turnovers	6.2	20.0
Points in the Paint	16.4	22.0
Second Chance Points	3.4	9.0
Fast Break Points	5.6	2.8

Legend:

G : Games Played	MIN : Minutes Played	MPG : Minutes Played per Game	PTS : Points
PPG : Points per Game	M/A : Made/Attempts	% : Shooting Percentage	OR : Offensive Rebounds
DR : Defensive Rebounds	TOT : Total Rebounds	AS : Assists	ST : Steals
TO : Turnovers	BS : Blocked Shots	PF : Fouls	

FINAL CUMULATIVE STATISTICS FOR GREAT BRITAIN

PRNWB000001C6.00073 00102717:10V010

WOMEN 5TH-6TH PLACE MATCH RESULTS



FRI 27 OCT 2000

SYDNEY SUPERDOME

Match No: 58

USA 36 vs 15 MEX

Start Time: 16:30

Attendance:

Referees: ARNOLD Sharon (AUS)
JUNGSMANN Hans-Dieter (GER)

CHUNG Hak Mo (KOR)

FIRST HALF

Scoring by 5 min intervals: **USA**
MEX

10	16	25	36
6	10	14	15

United States of America (USA)

No.	Name	MIN	PTS	Field Goals		2 Points		3 Points		Free Throws		Rebounds			AS	ST	TO	BS	PF	
				M/A	%	M/A	%	M/A	%	M/A	%	OR	DR	TOT						
4	STUMP Jana Ashley	06:05	4	2/2	100.0	2/2	100.0						1	1					2	
* 5	CISNEROS Patricia	06:50											1	1	2	1	1		2	
* 6	RODRIGUEZ Alma	06:50	2	1/5	20.0	1/5	20.0			0/2	0.0		1	1						
7	THOMPSON Ann Walters	07:05																		
8	HOWITT Jennifer	02:28																		
9	BRANDENBURG Teresa	10:42	4	2/4	50.0	2/4	50.0						1	1	2	2			2	
10	TANBERG Bobbi	01:43												1	1					
* 11	NIBLEY Miriam	10:53	2	1/2	50.0	1/2	50.0						2	2	4	3				
* 12	RIPP Christina	15:57	5	2/5	40.0	2/5	40.0			1/6	16.7		1	1	1	3	1	3	1	
* 13	JOHNSON Josie	09:18	6	3/4	75.0	3/4	75.0						2		2					
14	CRAWFORD Janna Lynnette	10:42	4	2/4	50.0	2/4	50.0			0/2	0.0		2		2	1	4		2	
15	VERST Amy	11:27	9	4/8	50.0	4/8	50.0			1/2	50.0		3	3	6		1		1	
Team Coach																				
TOTALS			36	17/34	50.0	17/34	50.0			2/12	16.7		11	11	22	10	1	9	1	9
Coach	BRASILE Frank																			
Assistant Coach	LYKINS Ron																			
CHYNOWETH Tracy																				

Mexico (MEX)

No.	Name	MIN	PTS	Field Goals		2 Points		3 Points		Free Throws		Rebounds			AS	ST	TO	BS	PF
				M/A	%	M/A	%	M/A	%	M/A	%	OR	DR	TOT					
4	VAZQUEZ Cecilia	06:54												1	1	4			2
* 5	LOPEZ Alma	13:06		0/1	0.0	0/1	0.0			0/2	0.0								
6	VAZQUEZ Teresita	16:01		0/3	0.0	0/3	0.0						1	1	1	1	1		1
7	MONTANO Ma. Carmen	12:51	3	1/1	100.0	1/1	100.0			1/2	50.0		3	3		1			3
* 8	PENALOZA Leticia	07:09	6	3/4	75.0	3/4	75.0									2			
* 9	VAZQUEZ DELGADILLO Lucia	20:00	2	1/3	33.3	1/3	33.3						2	2	3	4			
* 10	CAMARA Rosa	06:01		0/1	0.0	0/1	0.0						2	2		1			1
11	MIRANDA Claudia	07:05	2	1/3	33.3	1/3	33.3									1	2		1
12	FONSECA Olga																		
13	SOTO Juana																		
* 14	HERLINDA Rosa	03:59											1	1					2
15	GARCIA Wendy	06:54	2	1/2	50.0	1/2	50.0						1	1		1			
Team Coach																			
TOTALS			15	7/18	38.9	7/18	38.9			1/4	25.0		10	10	5	2	16		10
Coach	VERGARA Eli																		
Assistant Coach	LARRAGA Pablo																		
DURAND Sergio																			

	USA	MEX
Points from Turnovers:	16	
Biggest Lead:	21 (36-15)	0
Second Chance Points:	8	
Lead Changes:		

	USA	MEX
Points in the Paint:	32	10
Biggest Scoring Run:	12-2 (33-14)	2-0 (2-2)
Fast Break Points:	6	2
Times Tied:		1

Legend:

MIN : Minutes Played **M/A** : Made/Attempts **%** : Shooting Percentage **OR** : Offensive Rebounds
DR : Defensive Rebounds **TOT** : Total Rebounds **AS** : Assist **ST** : Steals
TO : Turnovers **BS** : Blocked Shots **PF** : Fouls **PTS** : Points
HF : Half of Time **OT** : Over Time * : Starting/Initial

Wheelchair Basketball

PRNWB000001C7.00069 00102717:54V010

Match No: 58

USA 64 vs 21 MEX

Start Time: 16:30

Attendance: 4173

Referees: ARNOLD Sharon (AUS)
JUNGMANN Hans-Dieter (GER)

CHUNG Hak Mo (KOR)

Scoring by 5 min intervals:	USA	MEX	1.HF				2.HF			
			10	16	25	36	41	50	56	64
			6	10	14	15	15	17	19	21

Time	Score	United States	Action	Mexico	Time	Score	United States	Action	Mexico
FIRST HALF					FIRST HALF				
20:00		5 - CISNEROS Patricia	Player IN		15:15		11 - NIBLEY Miriam	Assist	
20:00		6 - RODRIGUEZ Alma	Player IN		14:56			2 Pt. Miss	6 - VAZQUEZ Teresita
20:00		11 - NIBLEY Miriam	Player IN		14:55		6 - RODRIGUEZ Alma	Defens.Rebound	
20:00		12 - RIPP Christina	Player IN		14:31		6 - RODRIGUEZ Alma	2 Pt. Miss	
20:00		13 - JOHNSON Josie	Player IN		14:29		5 - CISNEROS Patricia	Offens.Rebound	
20:00			Player IN	5 - LOPEZ Alma	14:07		6 - RODRIGUEZ Alma	2 Pt. Miss	
20:00			Player IN	8 - PENALOZA Leticia	14:05			Defens.Rebound	9 - VAZQUEZ DELGADILLO L
20:00			Player IN	9 - VAZQUEZ DELGADILLO L	13:37			2 Pt. Miss	15 - GARCIA Wendy
20:00			Player IN	10 - CAMARA Rosa	13:36		12 - RIPP Christina	Block Shot	
20:00			Player IN	14 - HERLINDA Rosa	13:35		12 - RIPP Christina	Defens.Rebound	
19:50		United States	Fast Break		13:30		5 - CISNEROS Patricia (P2,T2)	Offensive Foul	
19:48	2-0	13 - JOHNSON Josie	2 Pt. in the paint		13:30		5 - CISNEROS Patricia	Turnover	
19:48		12 - RIPP Christina	Assist		13:14			Turnover	4 - VAZQUEZ Cecilia
19:24	2-2		2 Pt. MADE	8 - PENALOZA Leticia	13:10			Foul	4 - VAZQUEZ Cecilia (P1,T4)
18:57	4-2	12 - RIPP Christina	2 Pt. MADE		13:10		6 - RODRIGUEZ Alma	Player OUT	
18:57		5 - CISNEROS Patricia	Assist		13:10		13 - JOHNSON Josie	Player OUT	
18:48			Turnover	8 - PENALOZA Leticia	13:10		11 - NIBLEY Miriam	Player OUT	
18:44		12 - RIPP Christina	2 Pt. Miss		13:10		5 - CISNEROS Patricia	Player OUT	
18:41			Defens.Rebound	10 - CAMARA Rosa	13:10		15 - VERST Amy	Player IN	
18:37			Turnover	9 - VAZQUEZ DELGADILLO L	13:10		7 - THOMPSON Ann Walters	Player IN	
18:34		6 - RODRIGUEZ Alma	2 Pt. Miss		13:10		9 - BRANDENBURG Teresa	Player IN	
18:31			Defens.Rebound	10 - CAMARA Rosa	13:10		14 - CRAWFORD J.L.	Player IN	
18:27		5 - CISNEROS Patricia (P1,T1)	Foul		12:56		14 - CRAWFORD J.L.	2 Pt. Miss	
18:08			2 Pt. Miss	10 - CAMARA Rosa	12:54	12-6	14 - CRAWFORD J.L.	Offens.Rebound	
18:05		5 - CISNEROS Patricia	Defens.Rebound		12:54			Tap MADE	
17:50		United States	Fast Break		12:51			Player OUT	8 - PENALOZA Leticia
17:46	6-2	11 - NIBLEY Miriam	2 Pt. in the paint		12:51			Player IN	7 - MONTANO Ma. Carmen
17:46		12 - RIPP Christina	Assist		12:26	12-8		2 Pt. in the paint	7 - MONTANO Ma. Carmen
17:35			Offensive Foul	10 - CAMARA Rosa (P1,T1)	12:26			Assist	9 - VAZQUEZ DELGADILLO L
17:35			Turnover	10 - CAMARA Rosa	12:12		12 - RIPP Christina	2 Pt. Miss	
17:28			Foul	14 - HERLINDA Rosa (P1,T2)	12:09		15 - VERST Amy	Offens.Rebound	
17:28		12 - RIPP Christina	Free Th. Miss		12:09		15 - VERST Amy	2 Pt. Miss	
17:28		12 - RIPP Christina	Free Th. Miss		12:06		14 - CRAWFORD J.L.	Offens.Rebound	
17:26			Defens.Rebound	14 - HERLINDA Rosa	11:50			Steal	4 - VAZQUEZ Cecilia
17:11			2 Pt. Miss	8 - PENALOZA Leticia	11:49		14 - CRAWFORD J.L.	Turnover	
16:58		6 - RODRIGUEZ Alma	2 Pt. Miss		11:48			Offensive Foul	4 - VAZQUEZ Cecilia (P2,T5)
16:54			Defens.Rebound	9 - VAZQUEZ DELGADILLO L	11:48			Turnover	4 - VAZQUEZ Cecilia
16:42			Fast Break	Mexico	11:34	14-8	14 - CRAWFORD J.L.	2 Pt. in the paint	
16:40	6-4		2 Pt. in the paint	8 - PENALOZA Leticia	11:34		12 - RIPP Christina	Assist	
16:40			Assist	9 - VAZQUEZ DELGADILLO L	11:20		14 - CRAWFORD J.L. (P1,T3)	Foul	
16:27		United States	Fast Break		11:12	14-10		2 Pt. in the paint	15 - GARCIA Wendy
16:27	8-4	13 - JOHNSON Josie	2 Pt. in the paint		11:12			Assist	4 - VAZQUEZ Cecilia
16:27			Time Out	Mexico	10:51			2 Pt. Miss	
16:15			Turnover	8 - PENALOZA Leticia	10:37		9 - BRANDENBURG Teresa	Defens.Rebound	6 - VAZQUEZ Teresita
16:01			Foul	14 - HERLINDA Rosa (P2,T3)	10:33			Turnover	4 - VAZQUEZ Cecilia
16:01			Player OUT	10 - CAMARA Rosa	10:28	16-10	12 - RIPP Christina	2 Pt. in the paint	
16:01			Player IN	4 - VAZQUEZ Cecilia	10:01			Turnover	9 - VAZQUEZ DELGADILLO L
16:01			Player OUT	5 - LOPEZ Alma	9:49			Foul	7 - MONTANO Ma. Carmen (P1,T6)
16:01			Player IN	15 - GARCIA Wendy	9:49		12 - RIPP Christina	Free Th. Miss	
16:01			Player OUT	14 - HERLINDA Rosa	9:49	17-10	12 - RIPP Christina	Free Th. MADE	
16:01			Player IN	6 - VAZQUEZ Teresita	9:36			Turnover	4 - VAZQUEZ Cecilia
16:01		6 - RODRIGUEZ Alma	Free Th. Miss		9:21		12 - RIPP Christina	Turnover	
16:01		6 - RODRIGUEZ Alma	Free Th. Miss		9:14		12 - RIPP Christina	Steal	
15:58			Defens.Rebound	15 - GARCIA Wendy	9:12			Turnover	15 - GARCIA Wendy
15:32	8-6		2 Pt. in the paint	8 - PENALOZA Leticia	9:11			Foul	7 - MONTANO Ma. Carmen (P2,T7)
15:32			Assist	6 - VAZQUEZ Teresita	9:09		14 - CRAWFORD J.L.	2 Pt. Miss	
15:15	10-6	6 - RODRIGUEZ Alma	2 Pt. in the paint		9:07			Player OUT	4 - VAZQUEZ Cecilia

Wheelchair Basketball

Time	Score	United States	Action	Mexico	Time	Score	United States	Action	Mexico
FIRST HALF					FIRST HALF				
9:07			Player IN	11 - MIRANDA Claudia	2:08			Turnover	11 - MIRANDA Claudia
9:07			Player OUT	15 - GARCIA Wendy	2:02			Foul	7 - MONTANO Ma. Carmen (P3,T9)
9:07			Player IN	5 - LOPEZ Alma	2:02		11 - NIBLEY Miriam	Player OUT	
8:53			2 Pt. Miss	6 - VAZQUEZ Teresita	2:02		12 - RIPP Christina	Player OUT	
8:51		15 - VERST Amy	Defens.Rebound		2:02			Player IN	11 - MIRANDA Claudia
8:35		15 - VERST Amy	2 Pt. Miss		2:02			Player IN	10 - CAMARA Rosa
8:31		9 - BRANDENBURG Teresa	Offens.Rebound		2:02	34-15	15 - VERST Amy	Free Th. MADE	
8:31		9 - BRANDENBURG Teresa	2 Pt. Miss		2:02		15 - VERST Amy	Free Th. Miss	
8:29		15 - VERST Amy	Offens.Rebound		2:00		15 - VERST Amy	Offens.Rebound	
8:29	19-10	15 - VERST Amy	Tap MADE		2:00		15 - VERST Amy	2 Pt. Miss	
8:16		14 - CRAWFORD J.L. (P2,T4)	Foul		1:55			Defens.Rebound	7 - MONTANO Ma. Carmen
8:11			2 Pt. Miss	11 - MIRANDA Claudia	1:47			2 Pt. Miss	5 - LOPEZ Alma
8:07		15 - VERST Amy	Defens.Rebound		1:44		4 - STUMP Jana Ashley	Defens.Rebound	
7:57		14 - CRAWFORD J.L.	Turnover		1:43		12 - RIPP Christina	Turnover	
7:37		9 - BRANDENBURG Teresa (P1,T5)	Foul		1:43		15 - VERST Amy	Player OUT	
7:21			Turnover	9 - VAZQUEZ DELGADILLO L	1:43		10 - TANBERG Bobbi	Player IN	
7:10	21-10	9 - BRANDENBURG Teresa	2 Pt. in the paint		1:24			2 Pt. Miss	9 - VAZQUEZ DELGADILLO L
7:40	21-12		2 Pt. MADE	11 - MIRANDA Claudia	1:19		10 - TANBERG Bobbi	Defens.Rebound	
6:40			Assist	9 - VAZQUEZ DELGADILLO L	1:11			Foul	6 - VAZQUEZ Teresita (P1,T10)
6:11	23-12	15 - VERST Amy	2 Pt. in the paint		1:11		12 - RIPP Christina	Free Th. Miss	
6:11		9 - BRANDENBURG Teresa	Assist		1:11		12 - RIPP Christina	Free Th. Miss	
6:05		9 - BRANDENBURG Teresa (P2,T6)	Foul		1:09			Defens.Rebound	7 - MONTANO Ma. Carmen
6:05		12 - RIPP Christina	Player OUT		1:00			Turnover	6 - VAZQUEZ Teresita
6:05		7 - THOMPSON Ann Walters	Player OUT		0:48		12 - RIPP Christina	Turnover	
6:05		4 - STUMP Jana Ashley	Player IN		0:17			Turnover	9 - VAZQUEZ DELGADILLO L
6:05		11 - NIBLEY Miriam	Player IN		0:05		12 - RIPP Christina	2 Pt. Miss	
5:47			2 Pt. Miss	11 - MIRANDA Claudia	0:02		13 - JOHNSON Josie	Offens.Rebound	
5:45		9 - BRANDENBURG Teresa	Defens.Rebound		0:02		13 - JOHNSON Josie	2 Pt. Miss	
5:34	25-12	4 - STUMP Jana Ashley	2 Pt. in the paint		0:00		13 - JOHNSON Josie	Offens.Rebound	
5:34		11 - NIBLEY Miriam	Assist		0:00	36-15	13 - JOHNSON Josie	Tap MADE	
5:34			Foul	11 - MIRANDA Claudia (P1,T8)	SECOND HALF				
5:34		14 - CRAWFORD J.L.	Free Th. Miss		20:00		4 - STUMP Jana Ashley	Player IN	
5:34		14 - CRAWFORD J.L.	Free Th. Miss		20:00		9 - BRANDENBURG Teresa	Player IN	
5:32		11 - NIBLEY Miriam	Offens.Rebound		20:00		10 - TANBERG Bobbi	Player IN	
5:32		11 - NIBLEY Miriam	2 Pt. Miss		20:00		11 - NIBLEY Miriam	Player IN	
5:30			Defens.Rebound	7 - MONTANO Ma. Carmen	20:00		15 - VERST Amy	Player IN	
5:13	25-14		2 Pt. in the paint	9 - VAZQUEZ DELGADILLO L	20:00			Player IN	5 - LOPEZ Alma
5:06		14 - CRAWFORD J.L.	Turnover		20:00			Player IN	7 - MONTANO Ma. Carmen
5:06		United States	Time Out		20:00			Player IN	6 - VAZQUEZ Teresita
4:59			2 Pt. Miss	9 - VAZQUEZ DELGADILLO L	20:00			Player IN	9 - VAZQUEZ DELGADILLO L
4:54		15 - VERST Amy	Defens.Rebound		20:00			Player IN	10 - CAMARA Rosa
4:31	27-14	15 - VERST Amy	2 Pt. in the paint		19:25		11 - NIBLEY Miriam	2 Pt. Miss	
4:16			Turnover	11 - MIRANDA Claudia	19:23			Defens.Rebound	7 - MONTANO Ma. Carmen
4:07		15 - VERST Amy	2 Pt. Miss		19:15			Turnover	7 - MONTANO Ma. Carmen
3:59		11 - NIBLEY Miriam	Offens.Rebound		19:01		9 - BRANDENBURG Teresa	2 Pt. Miss	
3:55	29-14	15 - VERST Amy	2 Pt. in the paint		18:59			Defens.Rebound	7 - MONTANO Ma. Carmen
3:55		11 - NIBLEY Miriam	Assist		18:29			3 Pt. Miss	9 - VAZQUEZ DELGADILLO L
3:55		4 - STUMP Jana Ashley (P1,T7)	Foul		18:27		15 - VERST Amy	Defens.Rebound	
3:51		15 - VERST Amy (P1,T8)	Foul		18:15		4 - STUMP Jana Ashley	2 Pt. Miss	
3:51			Free Th. Miss	5 - LOPEZ Alma	18:10			Defens.Rebound	9 - VAZQUEZ DELGADILLO L
3:51			Free Th. Miss	5 - LOPEZ Alma	18:02			2 Pt. Miss	6 - VAZQUEZ Teresita
3:49		11 - NIBLEY Miriam	Defens.Rebound		17:59			Offens.Rebound	7 - MONTANO Ma. Carmen
3:38		14 - CRAWFORD J.L.	Turnover		17:50			2 Pt. Miss	10 - CAMARA Rosa
3:29			2 Pt. Miss	6 - VAZQUEZ Teresita	17:46		11 - NIBLEY Miriam	Defens.Rebound	
3:23		11 - NIBLEY Miriam	Defens.Rebound		17:34		9 - BRANDENBURG Teresa	Turnover	
3:11	31-14	9 - BRANDENBURG Teresa	2 Pt. in the paint		17:34			Steal	9 - VAZQUEZ DELGADILLO L
3:11		14 - CRAWFORD J.L.	Assist		17:34		9 - BRANDENBURG Teresa (P3,T1)	Foul	
2:59			Turnover	7 - MONTANO Ma. Carmen	17:34		United States	Time Out	
2:46	33-14	4 - STUMP Jana Ashley	2 Pt. in the paint		17:34		9 - BRANDENBURG Teresa	Player OUT	
2:46		9 - BRANDENBURG Teresa	Assist		17:34		7 - THOMPSON Ann Walters	Player IN	
2:28		4 - STUMP Jana Ashley (P2,T9)	Foul		17:34		11 - NIBLEY Miriam	Player OUT	
2:28		14 - CRAWFORD J.L.	Player OUT		17:34		12 - RIPP Christina	Player IN	
2:28		13 - JOHNSON Josie	Player IN		17:09			2 Pt. Miss	7 - MONTANO Ma. Carmen
2:28		9 - BRANDENBURG Teresa	Player OUT		17:07		4 - STUMP Jana Ashley	Defens.Rebound	
2:28		8 - HOWITT Jennifer	Player IN		17:00			Foul	6 - VAZQUEZ Teresita (P2,T1)
2:28			Free Th. Miss	7 - MONTANO Ma. Carmen	17:00	37-15	12 - RIPP Christina	Free Th. MADE	
2:28	33-15		Free Th. MADE	7 - MONTANO Ma. Carmen	17:00		12 - RIPP Christina	Free Th. Miss	
2:13			Steal	11 - MIRANDA Claudia	16:59			Defens.Rebound	10 - CAMARA Rosa
2:12		15 - VERST Amy	Turnover		16:44			2 Pt. Miss	5 - LOPEZ Alma

Wheelchair Basketball

Wheelchair Basketball

Wheelchair Basketball

Wheelchair Basketball

WOMEN 5TH-6TH PLACE PLAY BY PLAY



FRI 27 OCT 2000

SYDNEY SUPERDOME

Time	Score	United States	Action	Mexico	Time	Score	United States	Action	Mexico
SECOND HALF					SECOND HALF				
16:42			Offens.Rebound	7 - MONTANO Ma. Carmen	10:31			Player IN	10 - CAMARA Rosa
16:20			2 Pt. Miss	5 - LOPEZ Alma	10:31			Player OUT	14 - HERLINDA Rosa
16:18		15 - VERST Amy	Defens.Rebound		10:31			Player IN	11 - MIRANDA Claudia
16:07		15 - VERST Amy	2 Pt. Miss		10:01			3 Pt. Miss	11 - MIRANDA Claudia
16:04			Defens.Rebound	7 - MONTANO Ma. Carmen	9:55			Offens.Rebound	9 - VAZQUEZ DELGADILLO L
15:33			Turnover	9 - VAZQUEZ DELGADILLO L	9:51		6 - RODRIGUEZ Alma (P1,T4)	Foul	
15:31		United States	Fast Break		9:51		11 - NIBLEY Miriam (P1,T5)	Foul	
15:31	39-15	15 - VERST Amy	2 Pt. in the paint		9:37		11 - NIBLEY Miriam (P2,T6)	Foul	
15:31			Foul	6 - VAZQUEZ Teresita (P3,T2)	9:23			2 Pt. Miss	10 - CAMARA Rosa
15:31		15 - VERST Amy	Free Th. Miss		9:11		United States	Fast Break	
15:29			Defens.Rebound	7 - MONTANO Ma. Carmen	9:11	52-17	12 - RIPP Christina	2 Pt. in the paint	
15:21			Turnover	9 - VAZQUEZ DELGADILLO L	9:11			Foul	10 - CAMARA Rosa (P2,T6)
15:14	41-15	15 - VERST Amy	2 Pt. in the paint		9:09		12 - RIPP Christina	Free Th. Miss	
15:14		4 - STUMP Jana Ashley	Assist		8:53			Defens.Rebound	9 - VAZQUEZ DELGADILLO L
14:45			2 Pt. Miss	9 - VAZQUEZ DELGADILLO L	8:51		12 - RIPP Christina	2 Pt. Miss	5 - LOPEZ Alma
14:43		15 - VERST Amy	Defens.Rebound		8:42		12 - RIPP Christina	Defens.Rebound	
14:41			Foul	6 - VAZQUEZ Teresita (P4,T3)	8:38		5 - CISNEROS Patricia	2 Pt. Miss	
14:41			Player OUT	5 - LOPEZ Alma	8:36		14 - CRAWFORD J.L.	Offens.Rebound	
14:41			Player IN	4 - VAZQUEZ Cecilia	8:33		5 - CISNEROS Patricia	2 Pt. Miss	
14:41			Player OUT	10 - CAMARA Rosa	8:33		5 - CISNEROS Patricia	Offens.Rebound	
14:41			Player IN	15 - GARCIA Wendy	8:31		14 - CRAWFORD J.L.	2 Pt. Miss	
14:27	43-15	15 - VERST Amy	2 Pt. in the paint		8:31		14 - CRAWFORD J.L.	Offens.Rebound	
14:27		10 - TANBERG Bobbi	Assist		8:31	54-17	14 - CRAWFORD J.L.	Tap MADE	
13:51			Turnover	9 - VAZQUEZ DELGADILLO L	8:13			Turnover	9 - VAZQUEZ DELGADILLO L
13:47			Steal	7 - MONTANO Ma. Carmen	8:09		United States	Fast Break	
13:46		4 - STUMP Jana Ashley	Turnover		8:09	56-17	5 - CISNEROS Patricia	2 Pt. in the paint	
13:28		15 - VERST Amy	Steal		8:09		11 - NIBLEY Miriam	Player OUT	
13:28			Turnover	15 - GARCIA Wendy	8:09		12 - RIPP Christina	Player OUT	
13:28		15 - VERST Amy	Turnover		8:09		5 - CISNEROS Patricia	Player OUT	
13:21			Turnover	15 - GARCIA Wendy	8:09		14 - CRAWFORD J.L.	Player OUT	
13:13			Foul	9 - VAZQUEZ DELGADILLO L (P1,T4)	8:09		8 - HOWITT Jennifer	Player IN	
13:13	44-15	15 - VERST Amy	Free Th. MADE		8:09		7 - THOMPSON Ann Walters	Player IN	
13:13	45-15	15 - VERST Amy	Free Th. MADE		8:09		10 - TANBERG Bobbi	Player IN	
13:00		4 - STUMP Jana Ashley (P3,T2)	Foul		8:09		13 - JOHNSON Josie	Player IN	
13:00		4 - STUMP Jana Ashley	Player OUT		7:54			2 Pt. Miss	9 - VAZQUEZ DELGADILLO L
13:00		7 - THOMPSON Ann Walters	Player OUT		7:46		8 - HOWITT Jennifer	Defens.Rebound	
13:00		10 - TANBERG Bobbi	Player OUT		7:20		7 - THOMPSON Ann Walters	2 Pt. Miss	
13:00		15 - VERST Amy	Player OUT		7:19			Defens.Rebound	5 - LOPEZ Alma
13:00		5 - CISNEROS Patricia	Player IN		6:53			2 Pt. Miss	9 - VAZQUEZ DELGADILLO L
13:00		6 - RODRIGUEZ Alma	Player IN		6:48			2 Pt. Miss	11 - MIRANDA Claudia
13:00		11 - NIBLEY Miriam	Player IN		6:46		6 - RODRIGUEZ Alma	Defens.Rebound	
13:00		14 - CRAWFORD J.L.	Player IN		6:33		13 - JOHNSON Josie	Turnover	
12:44	45-17		2 Pt. MADE	9 - VAZQUEZ DELGADILLO L	6:15		13 - JOHNSON Josie	Steal	
12:21		12 - RIPP Christina	2 Pt. Miss		6:14			Turnover	9 - VAZQUEZ DELGADILLO L
12:21		12 - RIPP Christina	Offens.Rebound		6:07		13 - JOHNSON Josie	2 Pt. Miss	
12:21		12 - RIPP Christina	Turnover		6:03		6 - RODRIGUEZ Alma	Offens.Rebound	
12:07			Turnover	6 - VAZQUEZ Teresita	6:03		6 - RODRIGUEZ Alma	Turnover	
12:01		5 - CISNEROS Patricia	2 Pt. Miss		6:03			Player OUT	12 - FONSECA Olga
12:00		14 - CRAWFORD J.L.	Offens.Rebound		6:03			Player IN	13 - SOTO Juana
12:00			Foul	6 - VAZQUEZ Teresita (P5,T5)	6:03			Player OUT	10 - CAMARA Rosa
12:00			Player OUT	6 - VAZQUEZ Teresita	6:03			Player IN	14 - HERLINDA Rosa
12:00			Player IN	14 - HERLINDA Rosa	5:34		10 - TANBERG Bobbi (P1,T7)	Foul	
12:00	46-17	14 - CRAWFORD J.L.	Free Th. MADE		5:17	56-19		2 Pt. in the paint	9 - VAZQUEZ DELGADILLO L
12:00		14 - CRAWFORD J.L.	Free Th. Miss		5:17			Assist	13 - SOTO Juana
11:58			Defens.Rebound	9 - VAZQUEZ DELGADILLO L	4:47		13 - JOHNSON Josie	2 Pt. Miss	
11:56		14 - CRAWFORD J.L. (P3,T3)	Foul		4:39		10 - TANBERG Bobbi	Offens.Rebound	
11:37			Turnover	9 - VAZQUEZ DELGADILLO L	4:22		10 - TANBERG Bobbi	2 Pt. Miss	
11:24		United States	Fast Break		4:20			Defens.Rebound	9 - VAZQUEZ DELGADILLO L
11:22	48-17	11 - NIBLEY Miriam	2 Pt. in the paint		4:02			3 Pt. Miss	11 - MIRANDA Claudia
11:22		12 - RIPP Christina	Assist		3:59		13 - JOHNSON Josie	Defens.Rebound	
10:59			3 Pt. Miss	9 - VAZQUEZ DELGADILLO L	3:49		10 - TANBERG Bobbi	2 Pt. Miss	
10:57		12 - RIPP Christina	Defens.Rebound		3:43			Defens.Rebound	13 - SOTO Juana
10:31	50-17	14 - CRAWFORD J.L.	2 Pt. in the paint		3:27	56-21		2 Pt. in the paint	5 - LOPEZ Alma
10:31		12 - RIPP Christina	Assist		3:27			Assist	9 - VAZQUEZ DELGADILLO L
10:31			Player OUT	4 - VAZQUEZ Cecilia	3:06	58-21	10 - TANBERG Bobbi	2 Pt. in the paint	
10:31			Player OUT	7 - MONTANO Ma. Carmen	3:06		7 - THOMPSON Ann Walters	Assist	
10:31			Player OUT	15 - GARCIA Wendy	3:06			Foul	13 - SOTO Juana (P1,T7)
10:31			Player IN	5 - LOPEZ Alma	3:06		10 - TANBERG Bobbi	Free Th. Miss	
10:31			Player IN	12 - FONSECA Olga	3:03		13 - JOHNSON Josie	Offens.Rebound	

Wheelchair Basketball

Wheelchair Basketball

Wheelchair Basketball

Wheelchair Basketball

Time	Score	United States	Action	Mexico	Time	Score	United States	Action	Mexico
SECOND HALF									
3:03	60-21	13 - JOHNSON Josie	Tap MADE		0:55		10 - TANBERG Bobbi	2 Pt. Miss	
2:36			3 Pt. Miss	9 - VAZQUEZ DELGADILLO L	0:52			Defens.Rebound	14 - HERLINDA Rosa
2:16		7 - THOMPSON Ann Walters	2 Pt. Miss		0:29			2 Pt. Miss	9 - VAZQUEZ DELGADILLO L
2:15		13 - JOHNSON Josie	Offens.Rebound		0:26			Offens.Rebound	9 - VAZQUEZ DELGADILLO L
2:15		13 - JOHNSON Josie	2 Pt. Miss		0:26			2 Pt. Miss	9 - VAZQUEZ DELGADILLO L
2:12			Defens.Rebound	14 - HERLINDA Rosa	0:23		6 - RODRIGUEZ Alma	Defens.Rebound	
1:47		13 - JOHNSON Josie	Steal		0:23			2 Pt. Miss	9 - VAZQUEZ DELGADILLO L
1:46			Turnover	11 - MIRANDA Claudia	0:23			Offens.Rebound	9 - VAZQUEZ DELGADILLO L
1:40	62-21	6 - RODRIGUEZ Alma	2 Pt. in the paint		0:23			2 Pt. Miss	9 - VAZQUEZ DELGADILLO L
1:40		10 - TANBERG Bobbi	Assist		0:23		6 - RODRIGUEZ Alma	Defens.Rebound	
1:12			2 Pt. Miss	13 - SOTO Juana	0:05	64-21	10 - TANBERG Bobbi	2 Pt. MADE	
1:10		6 - RODRIGUEZ Alma	Defens.Rebound		0:01			3 Pt. Miss	11 - MIRANDA Claudia
0:57		13 - JOHNSON Josie	2 Pt. Miss		0:00			END of PERIOD	
0:55		10 - TANBERG Bobbi	Offens.Rebound						

Wheelchair Basketball

Wheelchair Basketball

Wheelchair Basketball

Wheelchair Basketball

PRNWB000001C8.00073 00102717:54V020

WOMEN 5TH-6TH PLACE MATCH RESULTS



FRI 27 OCT 2000

SYDNEY SUPERDOME

Match No: 58

USA 64 vs 21 MEX

Start Time: 16:30

Attendance: 4173

Referees: ARNOLD Sharon (AUS)
JUNGMANN Hans-Dieter (GER)

CHUNG Hak Mo (KOR)

Scoring by 5 min intervals:	1.HF				2.HF			
	USA	MEX	USA	MEX	USA	MEX	USA	MEX
	10	16	25	36	41	50	56	64
	6	10	14	15	15	17	19	21

United States of America (USA)

No.	Name	MIN	PTS	Field Goals		2 Points		3 Points		Free Throws		Rebounds			AS	ST	TO	BS	PF
				M/A	%	M/A	%	M/A	%	M/A	%	OR	DR	TOT					
4	STUMP Jana Ashley	13:05	4	2/3	66.7	2/3	66.7					2	2	1		1		3	
* 5	CISNEROS Patricia	11:41	2	1/3	33.3	1/3	33.3					3	1	1		1		2	
* 6	RODRIGUEZ Alma	19:50	4	2/6	33.3	2/6	33.3			0/2	0.0	1	5	6		1		1	
7	THOMPSON Ann Walters	19:48		0/2	0.0	0/2	0.0								1				
8	HOWITT Jennifer	10:37										1	1						
9	BRANDENBURG Teresa	13:08	4	2/5	40.0	2/5	40.0					1	1	2		1		3	
10	TANBERG Bobbi	16:52	4	2/5	40.0	2/5	40.0			0/1	0.0	2	1	3				1	
* 11	NIBLEY Miriam	18:10	4	2/4	50.0	2/4	50.0					2	3	5		3		2	
* 12	RIPP Christina	25:22	8	3/8	37.5	3/8	37.5			2/9	22.2	1	3	4	5	1	4	1	
* 13	JOHNSON Josie	17:27	8	4/9	44.4	4/9	44.4					4	1	5		2	1		
14	CRAWFORD Janna Lynnette	15:33	9	4/7	57.1	4/7	57.1			1/4	25.0	4		4	1		4	3	
15	VERST Amy	18:27	17	7/12	58.3	7/12	58.3			3/5	60.0	3	6	9		1	2	1	
Team Coach																			
TOTALS			64	29/64	45.3	29/64	45.3			6/21	28.6	21	24	45	16	4	15	1	16
Coach		BRASILE Frank																	
Assistant Coach		LYKINS Ron																	
		CHYNOWETH Tracy																	

Mexico (MEX)

No.	Name	MIN	PTS	Field Goals		2 Points		3 Points		Free Throws		Rebounds			AS	ST	TO	BS	PF
				M/A	%	M/A	%	M/A	%	M/A	%	OR	DR	TOT					
4	VAZQUEZ Cecilia	11:04												1	1	4		2	
* 5	LOPEZ Alma	28:56	2	1/5	20.0	1/5	20.0			0/2	0.0		1	1				5	
6	VAZQUEZ Teresita	24:01		0/4	0.0	0/4	0.0								1	2			
7	MONTANO Ma. Carmen	22:20	3	1/2	50.0	1/2	50.0			1/2	50.0	2	7	9		1	2	3	
* 8	PENALOZA Leticia	07:09	6	3/4	75.0	3/4	75.0										2		
* 9	VAZQUEZ DELGADILLO Lucia	40:00	6	3/15	20.0	3/12	25.0	0/3	0.0			3	6	9	4	1	10	1	
* 10	CAMARA Rosa	15:48		0/3	0.0	0/3	0.0						3	3			1	2	
11	MIRANDA Claudia	17:36	2	1/7	14.3	1/4	25.0	0/3	0.0							1	3	1	
12	FONSECA Olga	04:28																	
13	SOTO Juana	06:03		0/1	0.0	0/1	0.0						1	1	1			1	
* 14	HERLINDA Rosa	11:31											3	3				2	
15	GARCIA Wendy	11:04	2	1/2	50.0	1/2	50.0						1	1			3		
Team Coach																			
TOTALS			21	10/43	23.3	10/37	27.0	0/6	0.0	1/4	25.0	5	23	28	7	4	27		17
Coach		VERGARA Eli																	
Assistant Coach		LARRAGA Pablo																	
		DURAND Sergio																	

	USA	MEX
Points from Turnovers:	29	2
Biggest Lead:	43 (64-21)	0
Second Chance Points:	13	
Lead Changes:		

	USA	MEX
Points in the Paint:	54	14
Biggest Scoring Run:	23-2 (56-17)	4-0 (21-56)
Fast Break Points:	14	2
Times Tied:		1

Legend:

MIN : Minutes Played **M/A** : Made/Attempts **%** : Shooting Percentage **OR** : Offensive Rebounds
DR : Defensive Rebounds **TOT** : Total Rebounds **AS** : Assist **ST** : Steals
TO : Turnovers **BS** : Blocked Shots **PF** : Fouls **PTS** : Points
HF : Half of Time **OT** : Over Time * : Starting/Initial

PRNWB000001C9.00076B 00102717:55V060

Preliminary Group A					
Rank		AUS	NED	USA	GBR
1	AUS		38-26	44-36	43-12
2	NED	26-38		45-26	34-21
3	USA	36-44	26-45		58-30
4	GBR	12-43	21-34	30-58	

MATCHES			POINTS		Class.
PLAY	WON	LOST	FOR	AGST	Points
3	3	0	125	74	6
3	2	1	105	85	5
3	1	2	120	119	4
3	0	3	63	135	3

Preliminary Group B					
Rank		CAN	JPN	MEX	GER
1	CAN		49-32	60-28	36-26
2	JPN	32-49		57-41	62-52
3	MEX	28-60	41-57		45-44
4	GER	26-36	52-62	44-45	

MATCHES			POINTS		Class.
PLAY	WON	LOST	FOR	AGST	Points
3	3	0	145	86	6
3	2	1	151	142	5
3	1	2	114	161	4
3	0	3	122	143	3

Classification

Phase	Teams	Result
Semifinals 1 - 4	AUS vs JPN	45-33
Semifinals 1 - 4	CAN vs NED	42-23
Semifinals 5 - 8	USA vs GER	50-30
Semifinals 5 - 8	MEX vs GBR	41-37
Final 1 - 2	AUS vs CAN	27-Oct
Final 3 - 4	JPN vs NED	27-Oct
Final 5 - 6	USA vs MEX	64-21
Final 7 - 8	GER vs GBR	43-32

Final Standings

Medal	Rank	Team
	5	USA United States of America
	6	MEX Mexico
	7	GER Germany
	8	GBR Great Britain

PRNWB000001CA.00084A 00102717:57V030

United States of America (USA)

After 5 Matches

No.	Name	G	MIN	MPG	PTS	PPG	Field Goals		2 Points		3 Points		Free Throws		Rebounds			AS	ST	TO	BS	PF
							M/A	%	M/A	%	M/A	%	M/A	%	OR	DR	TOT					
4	STUMP Jana Ashley	5	69:18	13:51	8	1.6	4/14	28.6	4/14	28.6			0/2	0.0	3	6	9	4		6		7
5	CISNEROS Patricia	5	45:09	9:01	2	0.4	1/9	11.1	1/9	11.1			0/2	0.0	6	4	10	1	1	2		9
6	RODRIGUEZ Alma	5	54:44	10:56	10	2.0	5/12	41.7	5/12	41.7			0/4	0.0	4	9	13	1	1	5		6
7	THOMPSON Ann Walters	5	100:49	20:09	6	1.2	3/22	13.6	3/21	14.3	0/1	0.0			2	6	8	2	1	2		7
8	HOWITT Jennifer	4	32:04	8:01			0/1	0.0	0/1	0.0						4	4			2		5
9	BRANDENBURG Teresa	5	118:57	23:47	21	4.2	10/33	30.3	10/33	30.3			1/1	100.0	3	8	11	8	1	6		12
10	TANBERG Bobbi	4	42:05	10:31	7	1.8	3/8	37.5	3/8	37.5			1/5	20.0	3	4	7	2	1	5	2	4
11	NIBLEY Miriam	5	77:08	15:25	8	1.6	3/15	20.0	3/15	20.0			2/4	50.0	8	9	17	4	2	4		8
12	RIPP Christina	5	141:17	28:15	42	8.4	15/70	21.4	13/57	22.8	2/13	15.4	10/28	35.7	10	18	28	18	3	14	1	3
13	JOHNSON Josie	5	106:18	21:15	43	8.6	18/54	33.3	17/48	35.4	1/6	16.7	6/11	54.5	22	17	39	6	6	1		9
14	CRAWFORD Janna Lynnette	5	106:01	21:12	40	8.0	17/40	42.5	17/40	42.5			6/18	33.3	17	19	36	3	3	8	1	9
15	VERST Amy	5	106:10	21:14	47	9.4	21/49	42.9	21/48	43.8	0/1	0.0	5/10	50.0	14	27	41	1	3	7	1	5
Team/Coach																						
TOTALS					234	46.8	100/327	30.6	97/306	31.7	3/21	14.3	31/85	36.5	92	131	223	50	22	62	5	84
OPPONENTS					170	34.0	76/245	31.0	75/231	32.5	1/14	7.1	17/58	29.3	31	138	169	54	15	88	10	88

AVERAGES PER GAME

	USA	OPPONENTS
Points from Turnovers	69	29
Points in the Paint	146	110
Second Chance Points	54	15
Fast Break Points	18	32

	USA	OPPONENTS
Total Field Goals Made	20.0	15.2
2 Points Field Goals Made	19.4	15.0
3 Points Field Goals Made	0.6	0.2
Free Throws Made	6.2	3.4
Offensive Rebounds	18.4	6.2
Deffensive Rebounds	26.2	27.6
Total Rebounds	44.6	33.8
Assists	10.0	10.8
Steals	4.4	3.0
Turnovers	12.4	17.6
Blocked Shots	1.0	2.0
Fouls	16.8	17.6
Points from Turnovers	13.8	5.8
Points in the Paint	29.2	22.0
Second Chance Points	10.8	3.0
Fast Break Points	3.6	6.4

Legend:

G : Games Played	MIN : Minutes Played	MPG : Minutes Played per Game	PTS : Points
PPG : Points per Game	M/A : Made/Attempts	% : Shooting Percentage	OR : Offensive Rebounds
DR : Defensive Rebounds	TOT : Total Rebounds	AS : Assists	ST : Steals
TO : Turnovers	BS : Blocked Shots	PF : Fouls	

FINAL CUMULATIVE STATISTICS FOR UNITED STATES

PRNWB000001CB.00084A 00102717:57V030

Mexico (MEX)

After 5 Matches

No.	Name	G	MIN	MPG	PTS	PPG	Field Goals		2 Points		3 Points		Free Throws		Rebounds			AS	ST	TO	BS	PF
							M/A	%	M/A	%	M/A	%	M/A	%	OR	DR	TOT					
4	VAZQUEZ Cecilia	5	79:23	15:52	14	2.8	6/19	31.6	6/19	31.6			2/6	33.3	3	1	4	1	2	13		13
5	LOPEZ Alma	5	120:37	24:07	4	0.8	2/13	15.4	2/13	15.4			0/2	0.0		3	3		2	4		7
6	VAZQUEZ Teresita	5	115:42	23:08	7	1.4	2/15	13.3	2/15	13.3			3/8	37.5	4	5	9	2	1	15		12
7	MONTANO Ma. Carmen	5	102:12	20:26	21	4.2	9/27	33.3	9/27	33.3			3/13	23.1	10	26	36	6	6	11	1	14
8	PENALOZA Leticia	5	58:04	11:36	16	3.2	7/18	38.9	7/18	38.9			2/3	66.7	5	6	11	1		9	1	5
9	VAZQUEZ DELGADILLO Lucia	5	175:02	35:00	66	13.2	26/74	35.1	26/68	38.2	0/6	0.0	14/30	46.7	14	41	55	18	10	28	4	14
10	CAMARA Rosa	5	49:45	9:57	7	1.4	3/11	27.3	3/11	27.3			1/6	16.7		7	7	3		7		8
11	MIRANDA Claudia	5	92:17	18:27	22	4.4	10/47	21.3	10/43	23.3	0/4	0.0	2/7	28.6	1	4	5	6	2	11		13
12	FONSECA Olga	4	17:13	4:18	2	0.5	1/2	50.0	1/2	50.0					2		2			1		4
13	SOTO Juana	5	45:23	9:04	10	2.0	4/14	28.6	4/13	30.8	0/1	0.0	2/5	40.0	2	6	8	1		1		10
14	HERLINDA Rosa	5	64:59	12:59	2	0.4	0/9	0.0	0/9	0.0			2/4	50.0	5	8	13	2	1	5		7
15	GARCIA Wendy	5	79:23	15:52	5	1.0	2/10	20.0	2/10	20.0			1/4	25.0	4	3	7	1		12		6
Team/Coach																						
TOTALS					176	35.2	72/259	27.8	72/248	29.0	0/11	0.0	32/88	36.4	50	110	160	41	24	117	6	113
OPPONENTS					262	52.4	111/293	37.9	110/287	38.3	1/6	16.7	39/126	31.0	88	137	225	75	27	102	4	95

AVERAGES PER GAME

	MEX	OPPONENTS
Points from Turnovers	47	96
Points in the Paint	84	202
Second Chance Points	21	54
Fast Break Points	18	74

	MEX	OPPONENTS
Total Field Goals Made	14.4	22.2
2 Points Field Goals Made	14.4	22.0
3 Points Field Goals Made	0.0	0.2
Free Throws Made	6.4	7.8
Offensive Rebounds	10.0	17.6
Deffensive Rebounds	22.0	27.4
Total Rebounds	32.0	45.0
Assists	8.2	15.0
Steals	4.8	5.4
Turnovers	23.4	20.4
Blocked Shots	1.2	0.8
Fouls	22.6	19.0
Points from Turnovers	9.4	19.2
Points in the Paint	16.8	40.4
Second Chance Points	4.2	10.8
Fast Break Points	3.6	14.8

Legend:

G : Games Played	MIN : Minutes Played	MPG : Minutes Played per Game	PTS : Points
PPG : Points per Game	M/A : Made/Attempts	% : Shooting Percentage	OR : Offensive Rebounds
DR : Defensive Rebounds	TOT : Total Rebounds	AS : Assists	ST : Steals
TO : Turnovers	BS : Blocked Shots	PF : Fouls	

FINAL CUMULATIVE STATISTICS FOR MEXICO

PRNWB000001CC.00073 00102720:04V010

Match No: 59

JPN 27 vs 17 NED

Start Time: 19:30

Attendance:

Referees: GAUTHIER Sebastien (CAN)
DEWELL Ross (AUS)

SCHOENACKER David (FRA)

FIRST HALF

Scoring by 5 min intervals: **JPN**
NED

5	13	23	27
2	10	15	17

Japan (JPN)

No.	Name	MIN	PTS	Field Goals		2 Points		3 Points		Free Throws		Rebounds			AS	ST	TO	BS	PF
				M/A	%	M/A	%	M/A	%	M/A	%	OR	DR	TOT					
4	TSUKAMOTO Kyoko																		
5	YASHIMA Kyoko	02:41																	
* 6	UEMURA Chika	20:00	13	6/9	66.7	6/9	66.7			1/2	50.0		13	13	2	4	1	1	1
* 7	SAKO Junko	17:19	2	1/1	100.0	1/1	100.0					1		1					1
8	HORIKAWA Sayuri																		
* 9	TAKABAYASHI Mika	20:00	2	1/5	20.0	1/5	20.0						5	5	6		2		1
10	KAWAKAMI Rie																		
* 11	MASHIKO Megumi	20:00	3	1/5	20.0	1/5	20.0			1/2	50.0					1			1
12	TOMORI Hiromi																		
13	HIROMICHI Naoko																		
* 14	SOEDA Tomoe	20:00	7	3/5	60.0	3/5	60.0			1/1	100.0		1	1	2		1		1
15	MINAMIKAWA Sachiko																		
Team Coach																			
TOTALS			27	12/25	48.0	12/25	48.0			3/5	60.0	1	19	20	10	5	6	1	7
Coach		MIKAMI Shinji																	
Assistant Coach		SAKANO Haruo									SAITO Nobuaki								

Netherlands (NED)

No.	Name	MIN	PTS	Field Goals		2 Points		3 Points		Free Throws		Rebounds			AS	ST	TO	BS	PF
				M/A	%	M/A	%	M/A	%	M/A	%	OR	DR	TOT					
* 4	JANSEN Jennette	11:18	2	1/9	11.1	1/9	11.1					1	1	2					1
5	GRIFFIOEN Jiske																		
* 6	IBRAHIMI Achoucha	16:40										1	2	3					
7	SANDERS Erna																		
8	TIGGELMAN Inge	12:02	5	2/8	25.0	2/7	28.6	0/1	0.0	1/2	50.0		4	4	2				
* 9	van der LAAN Guda	20:00	6	3/7	42.9	3/6	50.0	0/1	0.0				1	1	1	4			2
10	MOS Jose	12:02		0/1	0.0	0/1	0.0												1
* 11	KORVER Cher	11:18		0/1	0.0	0/1	0.0					1	2	3		1			
12	WEVERS Miranda																		
* 13	van VEGGEL Jeanine	16:40	4	2/6	33.3	2/6	33.3			0/2	0.0	1	2	3	1				2
14	GARNIER Petra																		
15	van LEEUWEN Evelyn																		
Team Coach																			
TOTALS			17	8/32	25.0	8/30	26.7	0/2	0.0	1/4	25.0	4	12	16	4		5		6
Coach		KLERKS Ben																	
Assistant Coach		MAKKENZE Henk									SCHEPERS Simone								

	JPN	NED
Points from Turnovers:	2	2
Biggest Lead:	12 (27-15)	2 (2-0)
Second Chance Points:	1	2
Lead Changes:	1	

	JPN	NED
Points in the Paint:	18	8
Biggest Scoring Run:	11-2 (11-4)	4-0 (10-13)
Fast Break Points:	6	
Times Tied:	1	

Legend:

MIN : Minutes Played **M/A** : Made/Attempts **%** : Shooting Percentage **OR** : Offensive Rebounds
DR : Defensive Rebounds **TOT** : Total Rebounds **AS** : Assist **ST** : Steals
TO : Turnovers **BS** : Blocked Shots **PF** : Fouls **PTS** : Points
HF : Half of Time **OT** : Over Time * : Starting/Initial

PRNWB000001CD.00069 00102720:53V010

Match No: 59

JPN 48 vs 25 NED

Start Time: 19:30

Attendance: 14653

Referees: GAUTHIER Sebastien (CAN)
DEWELL Ross (AUS)

SCHOENACKER David (FRA)

Scoring by 5 min intervals:		1.HF				2.HF			
		JPN	NED						
		5	13	23	27	31	39	42	48
		2	10	15	17	19	21	25	25

Time	Score	Japan	Action	Netherlands	Time	Score	Japan	Action	Netherlands
FIRST HALF					FIRST HALF				
20:00		6 - UEMURA Chika	Player IN		12:24		9 - TAKABAYASHI Mika	2 Pt. Miss	
20:00		7 - SAKO Junko	Player IN		12:22			Defens.Rebound	6 - IBRAHIMI Achoucha
20:00		9 - TAKABAYASHI Mika	Player IN		12:10			2 Pt. Miss	4 - JANSEN Jennette
20:00		11 - MASHIKO Megumi	Player IN		12:08		9 - TAKABAYASHI Mika	Defens.Rebound	
20:00		14 - SOEDA Tomoe	Player IN		12:02		Japan	Fast Break	
20:00			Player IN	4 - JANSEN Jennette	12:02	10-4	14 - SOEDA Tomoe	2 Pt. in the paint	
20:00			Player IN	6 - IBRAHIMI Achoucha	12:02		6 - UEMURA Chika	Assist	
20:00			Player IN	9 - van der LAAN Guda	12:02			Foul	9 - van der LAAN Guda (P1,T3)
20:00			Player IN	11 - KORVER Cher	12:02			Player OUT	11 - KORVER Cher
20:00			Player IN	13 - van VEGGEL Jeanine	12:02			Player OUT	4 - JANSEN Jennette
19:50		14 - SOEDA Tomoe	2 Pt. Miss		12:02			Player IN	8 - TIGGELMAN Inge
19:49			Defens.Rebound	13 - van VEGGEL Jeanine	12:02			Player IN	10 - MOS Jose
19:31		6 - UEMURA Chika	Steal		12:02	11-4	14 - SOEDA Tomoe	Free Th. MADE	
19:25			Turnover	9 - van der LAAN Guda	11:48	11-6		2 Pt. MADE	8 - TIGGELMAN Inge
19:16		9 - TAKABAYASHI Mika	2 Pt. Miss		11:46			Assist	13 - van VEGGEL Jeanine
19:15			Defens.Rebound	11 - KORVER Cher	11:30	13-6	6 - UEMURA Chika	2 Pt. MADE	
18:56		11 - MASHIKO Megumi (P1,T1)	Foul		11:30		9 - TAKABAYASHI Mika	Assist	
18:52			2 Pt. Miss	4 - JANSEN Jennette	10:57	13-8		2 Pt. MADE	8 - TIGGELMAN Inge
18:48			Offens.Rebound	6 - IBRAHIMI Achoucha	10:57			Assist	9 - van der LAAN Guda
18:34			2 Pt. Miss	13 - van VEGGEL Jeanine	10:41		11 - MASHIKO Megumi	2 Pt. Miss	
18:28		6 - UEMURA Chika	Defens.Rebound		10:39			Defens.Rebound	8 - TIGGELMAN Inge
18:09		11 - MASHIKO Megumi	2 Pt. Miss		10:21	13-10		2 Pt. MADE	9 - van der LAAN Guda
18:06			Defens.Rebound	13 - van VEGGEL Jeanine	10:04			Foul	10 - MOS Jose (P1,T4)
17:38			3 Pt. Miss	9 - van der LAAN Guda	10:04		Japan	Time Out	
17:32	0-2		2 Pt. MADE	4 - JANSEN Jennette	10:04		7 - SAKO Junko	Player OUT	
17:05	2-2	14 - SOEDA Tomoe	2 Pt. in the paint		10:04		5 - YASHIMA Kyoko	Player IN	
17:05		9 - TAKABAYASHI Mika	Assist		9:54	15-10	9 - TAKABAYASHI Mika	2 Pt. MADE	
16:50			2 Pt. Miss	9 - van der LAAN Guda	9:28		5 - YASHIMA Kyoko (P1,T2)	Foul	
16:48		9 - TAKABAYASHI Mika	Defens.Rebound		9:23			2 Pt. Miss	8 - TIGGELMAN Inge
16:35		11 - MASHIKO Megumi	2 Pt. Miss		9:19		9 - TAKABAYASHI Mika	Defens.Rebound	
16:31		7 - SAKO Junko	Offens.Rebound		9:14		14 - SOEDA Tomoe	Turnover	
16:30			Foul	13 - van VEGGEL Jeanine (P1,T1)	9:02	15-12		2 Pt. in the paint	13 - van VEGGEL Jeanine
16:30		6 - UEMURA Chika	Free Th. Miss		9:02			Assist	8 - TIGGELMAN Inge
16:30	3-2	6 - UEMURA Chika	Free Th. MADE		8:48	17-12	6 - UEMURA Chika	2 Pt. MADE	
16:04			2 Pt. Miss	4 - JANSEN Jennette	8:48		9 - TAKABAYASHI Mika	Assist	
16:02		6 - UEMURA Chika	Defens.Rebound		8:26			2 Pt. Miss	13 - van VEGGEL Jeanine
15:40	5-2	6 - UEMURA Chika	2 Pt. in the paint		8:24		6 - UEMURA Chika	Defens.Rebound	
15:07			2 Pt. Miss	13 - van VEGGEL Jeanine	8:19		6 - UEMURA Chika	Turnover	
15:06		6 - UEMURA Chika	Defens.Rebound		8:05		6 - UEMURA Chika	Steal	
14:53		6 - UEMURA Chika	2 Pt. Miss		8:03			Turnover	9 - van der LAAN Guda
14:50			Defens.Rebound	4 - JANSEN Jennette	7:58		Japan	Fast Break	
14:38			2 Pt. Miss	11 - KORVER Cher	7:56	19-12	14 - SOEDA Tomoe	2 Pt. in the paint	
14:36			Offens.Rebound	13 - van VEGGEL Jeanine	7:56		9 - TAKABAYASHI Mika	Assist	
14:36			Tap MADE	13 - van VEGGEL Jeanine	7:29		9 - TAKABAYASHI Mika (P1,T3)	Foul	
14:21	5-4		Foul	4 - JANSEN Jennette (P1,T2)	7:29	19-13		Free Th. MADE	8 - TIGGELMAN Inge
14:21			Time Out	Netherlands	7:29			Free Th. Miss	8 - TIGGELMAN Inge
14:21	6-4	11 - MASHIKO Megumi	Free Th. MADE		7:25		9 - TAKABAYASHI Mika	Defens.Rebound	
14:21		11 - MASHIKO Megumi	Free Th. Miss		7:23		5 - YASHIMA Kyoko (P2,T4)	Offensive Foul	
14:06			2 Pt. Miss	4 - JANSEN Jennette	7:23		5 - YASHIMA Kyoko	Turnover	
14:04			Offens.Rebound	4 - JANSEN Jennette	7:23		5 - YASHIMA Kyoko	Player OUT	
13:52			2 Pt. Miss	13 - van VEGGEL Jeanine	7:23		7 - SAKO Junko	Player IN	
13:21			2 Pt. Miss	4 - JANSEN Jennette	7:16		6 - UEMURA Chika (P1,T5)	Foul	
13:19		14 - SOEDA Tomoe	Defens.Rebound		7:16			Free Th. Miss	13 - van VEGGEL Jeanine
13:03	8-4	6 - UEMURA Chika	2 Pt. in the paint		7:12		6 - UEMURA Chika	Free Th. Miss	13 - van VEGGEL Jeanine
13:03		9 - TAKABAYASHI Mika	Assist		7:12			Defens.Rebound	
12:31		6 - UEMURA Chika	Steal		7:01		9 - TAKABAYASHI Mika	2 Pt. Miss	
12:29			Turnover	9 - van der LAAN Guda	6:59			Defens.Rebound	6 - IBRAHIMI Achoucha

Wheelchair Basketball

Time	Score	Japan	Action	Netherlands	Time	Score	Japan	Action	Netherlands
FIRST HALF					SECOND HALF				
6:33				8 - TIGGELMAN Inge	20:00		7 - SAKO Junko	Player IN	
6:32		9 - TAKABAYASHI Mika	Defens.Rebound		20:00		9 - TAKABAYASHI Mika	Player IN	
6:25			Foul	9 - van der LAAN Guda (P2,T5)	20:00			Player IN	9 - van der LAAN Guda
6:17	21-13	11 - MASHIKO Megumi	2 Pt. in the paint		20:00			Player IN	8 - TIGGELMAN Inge
6:17		9 - TAKABAYASHI Mika	Assist		20:00			Player IN	13 - van VEGGEL Jeanine
5:56			2 Pt. Miss	10 - MOS Jose	20:00			Player IN	10 - MOS Jose
5:52		6 - UEMURA Chika	Defens.Rebound		20:00			Player IN	6 - IBRAHIMI Achoucha
5:41		Japan	Fast Break		19:28			2 Pt. Miss	8 - TIGGELMAN Inge
5:40	23-13	6 - UEMURA Chika	2 Pt. in the paint		19:25			Foul	6 - IBRAHIMI Achoucha (P1,T1)
5:40		14 - SOEDA Tomoe	Assist		19:15		14 - SOEDA Tomoe	2 Pt. Miss	
5:11	23-15		2 Pt. in the paint	9 - van der LAAN Guda	19:14			Defens.Rebound	9 - van der LAAN Guda
5:11			Assist	8 - TIGGELMAN Inge	18:59			2 Pt. Miss	10 - MOS Jose
4:59	25-15	7 - SAKO Junko	2 Pt. in the paint		18:57			Offens.Rebound	6 - IBRAHIMI Achoucha
4:59		6 - UEMURA Chika	Assist		18:48			2 Pt. Miss	8 - TIGGELMAN Inge
4:42			2 Pt. Miss	9 - van der LAAN Guda	18:47		6 - UEMURA Chika	Defens.Rebound	
4:41		6 - UEMURA Chika	Defens.Rebound		18:38		9 - TAKABAYASHI Mika	2 Pt. Miss	
4:38		7 - SAKO Junko (P1,T6)	Offensive Foul		18:36			Defens.Rebound	13 - van VEGGEL Jeanine
4:38		7 - SAKO Junko	Turnover		18:25			2 Pt. Miss	9 - van der LAAN Guda
4:38			Time Out	Netherlands	18:21		14 - SOEDA Tomoe	Defens.Rebound	
4:38			Player OUT	6 - IBRAHIMI Achoucha	18:06		6 - UEMURA Chika	2 Pt. Miss	
4:38			Player OUT	13 - van VEGGEL Jeanine	18:04			Defens.Rebound	8 - TIGGELMAN Inge
4:38			Player IN	4 - JANSEN Jennette	17:53			Turnover	8 - TIGGELMAN Inge
4:38			Player IN	11 - KORVER Cher	17:44	29-17	6 - UEMURA Chika	2 Pt. in the paint	
4:27			2 Pt. Miss	4 - JANSEN Jennette	17:44		9 - TAKABAYASHI Mika	Assist	
4:26			Offens.Rebound	11 - KORVER Cher	17:24		6 - UEMURA Chika	Steal	
4:24		11 - MASHIKO Megumi	Steal		17:24			Turnover	9 - van der LAAN Guda
4:23			Turnover	11 - KORVER Cher	17:08		6 - UEMURA Chika	2 Pt. Miss	
4:15		9 - TAKABAYASHI Mika	Turnover		17:06		11 - MASHIKO Megumi	Offens.Rebound	
4:02		14 - SOEDA Tomoe (P1,T7)	Foul		17:01			Foul	8 - TIGGELMAN Inge (P1,T2)
3:34			3 Pt. Miss	8 - TIGGELMAN Inge	16:40			Foul	8 - TIGGELMAN Inge (P2,T3)
3:32		6 - UEMURA Chika	Defens.Rebound		16:21			Foul	6 - IBRAHIMI Achoucha (P2,T4)
3:06	27-15	6 - UEMURA Chika	2 Pt. in the paint		16:16	31-17	6 - UEMURA Chika	2 Pt. in the paint	
3:06		14 - SOEDA Tomoe	Assist		16:16		11 - MASHIKO Megumi	Assist	
2:49			2 Pt. Miss	8 - TIGGELMAN Inge	15:47	31-19		2 Pt. MADE	8 - TIGGELMAN Inge
2:47		6 - UEMURA Chika	Defens.Rebound		15:27		9 - TAKABAYASHI Mika	Turnover	
2:34		9 - TAKABAYASHI Mika	2 Pt. Miss		15:07			2 Pt. Miss	13 - van VEGGEL Jeanine
2:32			Defens.Rebound	8 - TIGGELMAN Inge	15:05		7 - SAKO Junko	Defens.Rebound	
2:18			2 Pt. Miss	4 - JANSEN Jennette	14:58		Japan	Fast Break	
2:17		6 - UEMURA Chika	Defens.Rebound		14:57	33-19	14 - SOEDA Tomoe	2 Pt. in the paint	
2:05		6 - UEMURA Chika	2 Pt. Miss		14:57		11 - MASHIKO Megumi	Assist	
2:03			Defens.Rebound	11 - KORVER Cher	14:43			2 Pt. Miss	8 - TIGGELMAN Inge
1:42			2 Pt. Miss	8 - TIGGELMAN Inge	14:41			Offens.Rebound	13 - van VEGGEL Jeanine
1:39		6 - UEMURA Chika	Defens.Rebound		14:22		14 - SOEDA Tomoe (P2,T1)	Foul	
1:26		11 - MASHIKO Megumi	2 Pt. Miss		14:22			Player OUT	13 - van VEGGEL Jeanine
1:25			Defens.Rebound	8 - TIGGELMAN Inge	14:22			Player OUT	6 - IBRAHIMI Achoucha
1:18			2 Pt. Miss	4 - JANSEN Jennette	14:22			Player OUT	8 - TIGGELMAN Inge
1:18		6 - UEMURA Chika	Block Shot		14:22			Player IN	4 - JANSEN Jennette
1:18		Japan	Time Out		14:22			Player IN	12 - WEVERS Miranda
1:18			Player OUT	4 - JANSEN Jennette	14:22			Player IN	15 - van LEEUWEN Evelyn
1:18			Player IN	6 - IBRAHIMI Achoucha	14:16			Offensive Foul	9 - van der LAAN Guda (P3,T5)
1:18			Player OUT	11 - KORVER Cher	14:16			Turnover	9 - van der LAAN Guda
1:18			Player IN	13 - van VEGGEL Jeanine	13:59	35-19	6 - UEMURA Chika	2 Pt. MADE	
1:13			2 Pt. Miss	8 - TIGGELMAN Inge	13:59		9 - TAKABAYASHI Mika	Assist	
1:11		6 - UEMURA Chika	Defens.Rebound		13:42		11 - MASHIKO Megumi (P2,T2)	Foul	
1:00		14 - SOEDA Tomoe	2 Pt. Miss		13:28			2 Pt. Miss	10 - MOS Jose
0:58			Defens.Rebound	9 - van der LAAN Guda	13:27		6 - UEMURA Chika	Defens.Rebound	
0:56		6 - UEMURA Chika	Steal		13:25			Foul	4 - JANSEN Jennette (P2,T6)
0:54			Turnover	9 - van der LAAN Guda	13:12			Foul	12 - WEVERS Miranda (P1,T7)
0:51		6 - UEMURA Chika	2 Pt. Miss		12:44	37-19	9 - TAKABAYASHI Mika	2 Pt. MADE	
0:49			Defens.Rebound	8 - TIGGELMAN Inge	12:22			2 Pt. Miss	12 - WEVERS Miranda
0:37	27-17		2 Pt. in the paint	9 - van der LAAN Guda	12:21			Offens.Rebound	10 - MOS Jose
0:17		9 - TAKABAYASHI Mika	Turnover		12:15			Turnover	15 - van LEEUWEN Evelyn
0:07			2 Pt. Miss	9 - van der LAAN Guda	12:01		14 - SOEDA Tomoe	Turnover	
0:07		6 - UEMURA Chika	Defens.Rebound		12:01			Player OUT	12 - WEVERS Miranda
0:07			Foul	13 - van VEGGEL Jeanine (P2,T6)	12:01			Player OUT	15 - van LEEUWEN Evelyn
SECOND HALF					12:01			Player OUT	10 - MOS Jose
20:00		6 - UEMURA Chika	Player IN		12:01			Player IN	6 - IBRAHIMI Achoucha
20:00		14 - SOEDA Tomoe	Player IN		12:01			Player IN	11 - KORVER Cher
20:00		11 - MASHIKO Megumi	Player IN		12:01			Player IN	13 - van VEGGEL Jeanine

Wheelchair Basketball

Wheelchair Basketball

Wheelchair Basketball

Wheelchair Basketball

Time	Score	Japan	Action	Netherlands	Time	Score	Japan	Action	Netherlands
SECOND HALF					SECOND HALF				
11:48			2 Pt. Miss	11 - KORVER Cher	5:44			Offensive Foul	8 - TIGGELMAN Inge (P3,T12)
11:46		6 - UEMURA Chika	Defens.Rebound		5:44			Turnover	8 - TIGGELMAN Inge
11:35		7 - SAKO Junko	2 Pt. Miss		5:44	Japan	Time Out		
11:35			Defens.Rebound	9 - van der LAAN Guda	5:15		11 - MASHIKO Megumi	2 Pt. Miss	
11:35			Player OUT	13 - van VEGGEL Jeanine	5:13			Defens.Rebound	6 - IBRAHIMI Achoucha
11:35			Player IN	14 - GARNIER Petra	4:51			2 Pt. Miss	8 - TIGGELMAN Inge
11:20			2 Pt. Miss	11 - KORVER Cher	4:50		6 - UEMURA Chika	Block Shot	
11:18		11 - MASHIKO Megumi	Defens.Rebound		4:48		14 - SOEDA Tomoe	Defens.Rebound	
11:05		11 - MASHIKO Megumi	2 Pt. Miss		4:38		14 - SOEDA Tomoe	2 Pt. Miss	
11:03			Defens.Rebound	9 - van der LAAN Guda	4:37			Defens.Rebound	8 - TIGGELMAN Inge
10:51			2 Pt. Miss	14 - GARNIER Petra	4:15			2 Pt. Miss	8 - TIGGELMAN Inge
10:49		6 - UEMURA Chika	Defens.Rebound		4:12			Offens.Rebound	15 - van LEEUWEN Evelyn
10:38			Foul	4 - JANSEN Jennette (P3,T8)	3:57			2 Pt. Miss	15 - van LEEUWEN Evelyn
10:38	38-19	6 - UEMURA Chika	Free Th. MADE		3:55		6 - UEMURA Chika	Defens.Rebound	
10:38	39-19	6 - UEMURA Chika	Free Th. MADE		3:38	44-25	6 - UEMURA Chika	2 Pt. MADE	
10:27		9 - TAKABAYASHI Mika (P2,T3)	Foul		3:38		9 - TAKABAYASHI Mika	Assist	
10:27		7 - SAKO Junko	Player OUT		3:17			2 Pt. Miss	15 - van LEEUWEN Evelyn
10:27		10 - KAWAKAMI Rie	Player IN		3:15		11 - MASHIKO Megumi	Defens.Rebound	
10:24		9 - TAKABAYASHI Mika (P3,T4)	Foul		2:51			Foul	6 - IBRAHIMI Achoucha (P3,T13)
10:16	39-21		2 Pt. in the paint	11 - KORVER Cher	2:51			Player OUT	15 - van LEEUWEN Evelyn
10:16			Assist	4 - JANSEN Jennette	2:51			Player IN	5 - GRIFFIOEN Jiske
9:58			Foul	4 - JANSEN Jennette (P4,T9)	2:51		9 - TAKABAYASHI Mika	Free Th. Miss	
9:58		6 - UEMURA Chika	Free Th. Miss		2:51	45-25	9 - TAKABAYASHI Mika	Free Th. MADE	
9:58	40-21	6 - UEMURA Chika	Free Th. MADE		2:44			3 Pt. Miss	8 - TIGGELMAN Inge
9:45	40-23	6 - UEMURA Chika	2 Pt. MADE	4 - JANSEN Jennette	2:44			Time Out	Netherlands
9:28		6 - UEMURA Chika	2 Pt. Miss		2:44			Player OUT	8 - TIGGELMAN Inge
9:25			Defens.Rebound	6 - IBRAHIMI Achoucha	2:44			Player OUT	6 - IBRAHIMI Achoucha
8:58			3 Pt. Miss	9 - van der LAAN Guda	2:44			Player IN	10 - MOS Jose
8:35		6 - UEMURA Chika	2 Pt. Miss		2:44			Player IN	14 - GARNIER Petra
8:34			Defens.Rebound	14 - GARNIER Petra	2:25	47-25	6 - UEMURA Chika	2 Pt. in the paint	
8:26			Fast Break	Netherlands	2:25		9 - TAKABAYASHI Mika	Assist	
8:25	40-25		2 Pt. in the paint	4 - JANSEN Jennette	1:51			2 Pt. Miss	11 - KORVER Cher
8:25			Assist	14 - GARNIER Petra	1:49		6 - UEMURA Chika	Defens.Rebound	
8:06			Foul	14 - GARNIER Petra (P1,T10)	1:27			Foul	11 - KORVER Cher (P1,T14)
8:06			Time Out	Netherlands	1:27		10 - KAWAKAMI Rie	Player OUT	
8:06			Player OUT	14 - GARNIER Petra	1:27		11 - MASHIKO Megumi	Player OUT	
8:06			Player IN	13 - van VEGGEL Jeanine	1:27		14 - SOEDA Tomoe	Player OUT	
8:06	41-25	6 - UEMURA Chika	Free Th. MADE		1:27		8 - HORIKAWA Sayuri	Player IN	
8:06	42-25	6 - UEMURA Chika	Free Th. MADE		1:27		7 - SAKO Junko	Player IN	
7:51			2 Pt. Miss	11 - KORVER Cher	1:27		4 - TSUKAMOTO Kyoko	Player IN	
7:47		14 - SOEDA Tomoe	Defens.Rebound		1:27		9 - TAKABAYASHI Mika	Free Th. Miss	
7:23			Steal	9 - van der LAAN Guda	1:27	48-25	9 - TAKABAYASHI Mika	Free Th. MADE	
7:21		14 - SOEDA Tomoe	Turnover		1:27		9 - TAKABAYASHI Mika	Player OUT	
7:12			2 Pt. Miss	13 - van VEGGEL Jeanine	1:27		15 - MINAMIKAWA Sachiko	Player IN	
7:10		6 - UEMURA Chika	Defens.Rebound		1:10			2 Pt. Miss	11 - KORVER Cher
6:50		9 - TAKABAYASHI Mika	2 Pt. Miss		1:08		4 - TSUKAMOTO Kyoko	Defens.Rebound	
6:47		10 - KAWAKAMI Rie	Offens.Rebound		0:56		8 - HORIKAWA Sayuri	2 Pt. Miss	
6:32		11 - MASHIKO Megumi	Turnover		0:53			Defens.Rebound	14 - GARNIER Petra
6:23			Offensive Foul	4 - JANSEN Jennette (P5,T11)	0:43		6 - UEMURA Chika (P2,T5)	Foul	
6:23			Turnover	4 - JANSEN Jennette	0:26		6 - UEMURA Chika	Steal	
6:23			Player OUT	4 - JANSEN Jennette	0:24			Turnover	9 - van der LAAN Guda
6:23			Player OUT	13 - van VEGGEL Jeanine	0:05		4 - TSUKAMOTO Kyoko	2 Pt. Miss	
6:23			Player IN	8 - TIGGELMAN Inge	0:04			Defens.Rebound	14 - GARNIER Petra
6:23			Player IN	15 - van LEEUWEN Evelyn	0:00			2 Pt. Miss	9 - van der LAAN Guda
6:02		6 - UEMURA Chika	2 Pt. Miss		0:00			END OF PERIOD	
6:01			Defens.Rebound	15 - van LEEUWEN Evelyn					

Wheelchair Basketball

Wheelchair Basketball

Wheelchair Basketball

Wheelchair Basketball

PRNWB000001CE.00073 00102720:53V020

Match No: 59

JPN 48 vs 25 NED

Start Time: 19:30

Attendance: 14653

Referees: GAUTHIER Sebastien (CAN)
DEWELL Ross (AUS)

SCHOENACKER David (FRA)

Scoring by 5 min intervals:		1.HF				2.HF			
		JPN	NED						
		5	13	23	27	31	39	42	48
		2	10	15	17	19	21	25	25

Japan (JPN)

No.	Name	MIN	PTS	Field Goals		2 Points		3 Points		Free Throws		Rebounds			AS	ST	TO	BS	PF
				M/A	%	M/A	%	M/A	%	M/A	%	OR	DR	TOT					
4	TSUKAMOTO Kyoko	01:27		0/1	0.0	0/1	0.0					1	1						
5	YASHIMA Kyoko	02:41																	
* 6	UEMURA Chika	40:00	28	11/19	57.9	11/19	57.9			6/8	75.0		20	20	2	6	1	2	2
* 7	SAKO Junko	28:19	2	1/2	50.0	1/2	50.0					1	1	2					1
8	HORIKAWA Sayuri	01:27		0/1	0.0	0/1	0.0												
* 9	TAKABAYASHI Mika	38:33	6	2/8	25.0	2/8	25.0			2/4	50.0		5	5	10		3		3
10	KAWAKAMI Rie	09:00										1		1					
* 11	MASHIKO Megumi	38:33	3	1/7	14.3	1/7	14.3			1/2	50.0	1	2	3	2	1	1		2
12	TOMORI Hiromi																		
13	HIROMICHI Naoko																		
* 14	SOEDA Tomoe	38:33	9	4/8	50.0	4/8	50.0			1/1	100.0		4	4	2		3		2
15	MINAMIKAWA Sachiko	01:27																	
Team Coach																			
TOTALS			48	19/46	41.3	19/46	41.3			10/15	66.7	3	33	36	16	7	10	2	12
Coach	MIKAMI Shinji																		
Assistant Coach	SAKANO Haruo																		
	SAITO Nobuaki																		

Netherlands (NED)

No.	Name	MIN	PTS	Field Goals		2 Points		3 Points		Free Throws		Rebounds			AS	ST	TO	BS	PF
				M/A	%	M/A	%	M/A	%	M/A	%	OR	DR	TOT					
* 4	JANSEN Jennette	19:17	6	3/11	27.3	3/11	27.3					1	1	2	1		1		5
5	GRIFFIOEN Jiske	02:51																	
* 6	IBRAHIMI Achoucha	31:35										2	4	6					3
7	SANDERS Erna																		
8	TIGGELMAN Inge	21:19	7	3/15	20.0	3/13	23.1	0/2	0.0	1/2	50.0		6	6	2		2		3
* 9	van der LAAN Guda	40:00	6	3/10	30.0	3/8	37.5	0/2	0.0				4	4	1	1	7		3
10	MOS Jose	22:45		0/3	0.0	0/3	0.0					1		1					1
* 11	KORVER Cher	23:19	2	1/7	14.3	1/7	14.3					1	2	3			1		1
12	WEVERS Miranda	02:21		0/1	0.0	0/1	0.0												1
* 13	van VEGGEL Jeanine	24:27	4	2/8	25.0	2/8	25.0			0/2	0.0	2	3	5	1				2
14	GARNIER Petra	06:13		0/1	0.0	0/1	0.0						3	3	1				1
15	van LEEUWEN Evelyn	05:53		0/2	0.0	0/2	0.0					1	1	2			1		
Team Coach																			
TOTALS			25	12/58	20.7	12/54	22.2	0/4	0.0	1/4	25.0	8	24	32	6	1	12		20
Coach	KLERKS Ben																		
Assistant Coach	MAKKENZE Henk																		
	SCHEPERS Simone																		

	JPN	NED		JPN	NED
Points from Turnovers:	8	2	Points in the Paint:	26	12
Biggest Lead:	23 (48-25)	2 (2-0)	Biggest Scoring Run:	12-2 (39-19)	6-1 (25-40)
Second Chance Points:	3	2	Fast Break Points:	8	2
Lead Changes:	1		Times Tied:	1	

Legend:

MIN : Minutes Played **M/A** : Made/Attempts **%** : Shooting Percentage **OR** : Offensive Rebounds
DR : Defensive Rebounds **TOT** : Total Rebounds **AS** : Assist **ST** : Steals
TO : Turnovers **BS** : Blocked Shots **PF** : Fouls **PTS** : Points
HF : Half of Time **OT** : Over Time * : Starting/Initial

PRNWB000001CF.00076B 00102720:54V070

Preliminary Group A

Rank		AUS	NED	USA	GBR
1	AUS		38-26	44-36	43-12
2	NED	26-38		45-26	34-21
3	USA	36-44	26-45		58-30
4	GBR	12-43	21-34	30-58	

MATCHES			POINTS		Class.
PLAY	WON	LOST	FOR	AGST	Points
3	3	0	125	74	6
3	2	1	105	85	5
3	1	2	120	119	4
3	0	3	63	135	3

Preliminary Group B

Rank		CAN	JPN	MEX	GER
1	CAN		49-32	60-28	36-26
2	JPN	32-49		57-41	62-52
3	MEX	28-60	41-57		45-44
4	GER	26-36	52-62	44-45	

MATCHES			POINTS		Class.
PLAY	WON	LOST	FOR	AGST	Points
3	3	0	145	86	6
3	2	1	151	142	5
3	1	2	114	161	4
3	0	3	122	143	3

Classification

Phase	Teams	Result
Semifinals 1 - 4	AUS vs JPN	45-33
Semifinals 1 - 4	CAN vs NED	42-23
Semifinals 5 - 8	USA vs GER	50-30
Semifinals 5 - 8	MEX vs GBR	41-37
Final 1 - 2	AUS vs CAN	27-Oct
Final 3 - 4	JPN vs NED	48-25
Final 5 - 6	USA vs MEX	64-21
Final 7 - 8	GER vs GBR	43-32

Final Standings

Medal	Rank	Team
BRONZE	3	JPN Japan
	4	NED Netherlands
	5	USA United States of America
	6	MEX Mexico
	7	GER Germany
	8	GBR Great Britain

PRNWB000001D0.00084A 00102720:56V040

Japan (JPN)

After 5 Matches

No.	Name	G	MIN	MPG	PTS	PPG	Field Goals		2 Points		3 Points		Free Throws		Rebounds			AS	ST	TO	BS	PF
							M/A	%	M/A	%	M/A	%	M/A	%	OR	DR	TOT					
4	TSUKAMOTO Kyoko	5	52:15	10:27	6	1.2	3/12	25.0	3/12	25.0			0/4	0.0	1	7	8	4		6		7
5	YASHIMA Kyoko	5	25:32	5:06	2	0.4	1/2	50.0	1/2	50.0						1	1		1	3		9
6	UEMURA Chika	5	196:29	39:17	90	18.0	37/82	45.1	37/82	45.1			16/33	48.5	14	85	99	6	10	15	4	12
7	SAKO Junko	5	99:27	19:53	4	0.8	2/8	25.0	2/8	25.0					1	3	4	2		3		8
8	HORIKAWA Sayuri	3	20:16	6:45			0/2	0.0	0/2	0.0						3	3			1		2
9	TAKABAYASHI Mika	5	169:13	33:50	37	7.4	15/48	31.3	15/44	34.1	0/4	0.0	7/17	41.2	4	20	24	28	4	22	1	12
10	KAWAKAMI Rie	5	38:04	7:36			0/1	0.0	0/1	0.0					1		1			1		5
11	MASHIKO Megumi	5	172:49	34:33	28	5.6	12/31	38.7	11/30	36.7	1/1	100.0	3/11	27.3	2	17	19	10	3	10	1	15
12	TOMORI Hiromi	2	9:17	4:38	2	1.0							2/4	50.0						3		2
13	HIROMICHI Naoko	1	5:14	5:14	2	2.0	1/2	50.0	1/2	50.0						2	2			1		1
14	SOEDA Tomoe	5	172:49	34:33	52	10.4	24/45	53.3	24/45	53.3			4/11	36.4	7	11	18	10	1	19	2	15
15	MINAMIKAWA Sachiko	5	38:35	7:43	9	1.8	1/7	14.3	1/7	14.3			7/16	43.8	1		1	1		5		4
Team/Coach																						
TOTALS					232	46.4	96/240	40.0	95/235	40.4	1/5	20.0	39/96	40.6	31	149	180	61	19	89	8	92
OPPONENTS					212	42.4	91/317	28.7	89/297	30.0	2/20	10.0	28/65	43.1	61	114	175	55	21	62	1	97

	JPN	OPPONENTS
Points from Turnovers	44	60
Points in the Paint	134	104
Second Chance Points	28	29
Fast Break Points	36	24

AVERAGES PER GAME

	JPN	OPPONENTS
Total Field Goals Made	19.2	18.2
2 Points Field Goals Made	19.0	17.8
3 Points Field Goals Made	0.2	0.4
Free Throws Made	7.8	5.6
Offensive Rebounds	6.2	12.2
Deffensive Rebounds	29.8	22.8
Total Rebounds	36.0	35.0
Assists	12.2	11.0
Steals	3.8	4.2
Turnovers	17.8	12.4
Blocked Shots	1.6	0.2
Fouls	18.4	19.4
Points from Turnovers	8.8	12.0
Points in the Paint	26.8	20.8
Second Chance Points	5.6	5.8
Fast Break Points	7.2	4.8

Legend:

G : Games Played	MIN : Minutes Played	MPG : Minutes Played per Game	PTS : Points
PPG : Points per Game	M/A : Made/Attempts	% : Shooting Percentage	OR : Offensive Rebounds
DR : Defensive Rebounds	TOT : Total Rebounds	AS : Assists	ST : Steals
TO : Turnovers	BS : Blocked Shots	PF : Fouls	

FINAL CUMULATIVE STATISTICS FOR JAPAN

PRNWB000001D1.00084A 00102720:57V030

Netherlands (NED)

After 5 Matches

No.	Name	G	MIN	MPG	PTS	PPG	Field Goals		2 Points		3 Points		Free Throws		Rebounds			AS	ST	TO	BS	PF
							M/A	%	M/A	%	M/A	%	M/A	%	OR	DR	TOT					
4	JANSEN Jennette	4	87:47	21:56	21	5.3	10/33	30.3	10/33	30.3			1/1	100.0	3	7	10	4		11	1	14
5	GRIFFIOEN Jiske	3	6:04	2:01			0/1	0.0	0/1	0.0			0/2	0.0					1	1		
6	IBRAHIMI Achoucha	5	142:01	28:24	2	0.4	1/6	16.7	1/6	16.7			0/2	0.0	6	9	15	1		6		14
7	SANDERS Erna	1	0: 8	0:08																		
8	TIGGELMAN Inge	5	110:57	22:11	35	7.0	15/62	24.2	14/55	25.5	1/7	14.3	4/13	30.8	9	22	31	10	2	6	2	11
9	van der LAAN Guda	5	190:27	38:05	19	3.8	8/32	25.0	8/28	28.6	0/4	0.0	3/12	25.0	3	29	32	12	3	31		16
10	MOS Jose	5	134:38	26:55	8	1.6	4/10	40.0	4/10	40.0			0/2	0.0	2	7	9	1		8		8
11	KORVER Cher	5	117:49	23:33	10	2.0	5/20	25.0	5/20	25.0			0/4	0.0	3	4	7	1	1	8		8
12	WEVERS Miranda	5	39:30	7:54	6	1.2	3/12	25.0	3/12	25.0			0/4	0.0	3	6	9	2	1	1		5
13	van VEGGEL Jeanine	5	134:20	26:52	48	9.6	20/53	37.7	19/52	36.5	1/1	100.0	7/20	35.0	10	34	44	3	1	11	6	13
14	GARNIER Petra	2	10:15	5:07			0/1	0.0	0/1	0.0						6	6	2				2
15	van LEEUWEN Evelyn	4	26:04	6:31	4	1.0	2/7	28.6	2/7	28.6			0/2	0.0	4	2	6	1	1	2	1	3
Team/Coach																						
TOTALS					153	30.6	68/237	28.7	66/225	29.3	2/12	16.7	15/62	24.2	43	126	169	37	10	85	10	94
OPPONENTS					175	35.0	74/253	29.2	73/238	30.7	1/15	6.7	26/68	38.2	43	120	163	55	28	64	6	75

AVERAGES PER GAME

	NED	OPPONENTS
Points from Turnovers	33	52
Points in the Paint	84	94
Second Chance Points	18	21
Fast Break Points	20	16

	NED	OPPONENTS
Total Field Goals Made	13.6	14.8
2 Points Field Goals Made	13.2	14.6
3 Points Field Goals Made	0.4	0.2
Free Throws Made	3.0	5.2
Offensive Rebounds	8.6	8.6
Deffensive Rebounds	25.2	24.0
Total Rebounds	33.8	32.6
Assists	7.4	11.0
Steals	2.0	5.6
Turnovers	17.0	12.8
Blocked Shots	2.0	1.2
Fouls	18.8	15.0
Points from Turnovers	6.6	10.4
Points in the Paint	16.8	18.8
Second Chance Points	3.6	4.2
Fast Break Points	4.0	3.2

Legend:

G : Games Played	MIN : Minutes Played	MPG : Minutes Played per Game	PTS : Points
PPG : Points per Game	M/A : Made/Attempts	% : Shooting Percentage	OR : Offensive Rebounds
DR : Defensive Rebounds	TOT : Total Rebounds	AS : Assists	ST : Steals
TO : Turnovers	BS : Blocked Shots	PF : Fouls	

FINAL CUMULATIVE STATISTICS FOR NETHERLANDS

PRNWB000001D2.00058 00102721:03V010

TIME	TEAMS	PHASE	Match No.	GENDER	LOCATION	REFEREES
9:30	KOR vs RSA	11th-12th Place	61	MEN	Sydney SuperDome	BEHRE Christofer (SWE) SUGIYAMA Kaneyoshi (JPN) BHANIA Balwant (GBR)
11:30	MEX vs JPN	9th-10th Place	62	MEN	Sydney SuperDome	CALIGIURI Gabriele (AUS) SCHOENACKER David (FRA) CHUNG Hak Mo (KOR)
14:30	GER vs SWE	7th-8th Place	63	MEN	Sydney SuperDome	RAMOT Itzhack (ISR) GAUTHIER Sebastien (CAN) BURFORD Jonathon (USA)
16:30	AUS vs FRA	5th-6th Place	64	MEN	Sydney SuperDome	GONZALES Anthony (USA) VLUG Theodorus (NED) ESHENKO Vladimer (CAN)
19:30	USA vs GBR	Bronze Medal	65	MEN	Sydney SuperDome	BRIERE Gilles (CAN) WALLAART Edwin (NED) DEWELL Ross (AUS)
21:30	NED vs CAN	Gold Medal	66	MEN	Sydney SuperDome	OTTO Jorg-ulich (GER) ARNOLD Sharon (AUS) CAMPOS PERIS Sergio (ESP)

Wheelchair Basketball

Wheelchair Basketball

Wheelchair Basketball

Wheelchair Basketball

PRNWB000001D3.00051 00102721:03V010

Match No: 61

KOR vs RSA

Start Time: 9:30

Referees: BEHRE Christofer (SWE)
SUGIYAMA Kaneyoshi (JPN)

BHANIA Balwant (GBR)

Korea (KOR)

No.	Name	Class Points	Age	PPG	FG%	3FG%	FT%	RPG	APG	MPG
4	KIM Ho-Yong	3.0	28	8.0	46.8		50.0	6.3	0.7	28:44
5	KIM Jung-Seob	3.0	29	2.8	33.3	33.3	50.0	0.8	0.3	8:29
6	KO Kwang-Yub	2.0	27	6.3	34.2	0.0	48.0	1.7	2.0	28:10
7	HAN Jin-Hee	2.0	33	1.4	42.9		25.0	1.0	0.8	13:10
8	IM Chan-Kuw (C)	2.5	34	7.5	29.2	28.6	23.8	5.3	3.2	35:43
9	PARK Sea-Kyun	1.5	29		0.0			0.3	0.5	3:39
10	HAN Sa-Hyun	2.5	31	9.3	38.6	0.0	63.2	3.0	2.7	37:56
11	KIM Chul-Soo	4.5	24	0.5	14.3		0.0	1.3		4:30
12	KANG Hee-Joon	4.0	25	1.6	50.0		0.0	1.8	0.2	6:29
13	YANG Hun-Mo	2.5	28	0.7	16.7		50.0	0.2	0.2	5:36
14	KIM Young-Duk	3.0	33	2.6	38.5		75.0	2.2		8:26
15	KIM Ji-Nam	4.0	23	7.5	40.4		43.8	10.3	0.5	30:38
			TEAM	28.7	47.2	36.6	23.5	43.1	32.8	10.7
Coach		IN-CHUL Shin								
Assistant Coach										

KOR Played		
PR	NED	48-83
PR	SWE	55-57
PR	AUS	33-77
PR	JPN	43-64
PR	FRA	48-65
SF	MEX	56-70

South Africa (RSA)

No.	Name	Class Points	Age	PPG	FG%	3FG%	FT%	RPG	APG	MPG
4	HARTNICK Shaun (C)	1.0	26	0.8	25.0		25.0	1.2	0.3	23:07
5	OHN Aye Htun	2.0	24	0.3	12.5		0.0	0.3	0.5	14:53
6	FLEISER Leon	1.5	30	1.2	20.0	0.0	25.0	0.5	0.2	13:58
7	WILLIAMS Ralph	2.0	30	1.2	18.2	0.0	50.0	0.5	0.5	12:10
8	PAPENFUS Marius	2.5	23	1.3	27.3		33.3	0.8	2.2	20:56
9	WESSELS Duggie	2.5	32	0.3	33.3			0.8	0.3	7:42
10	OESCHGER Kobus	2.5	29	3.0	20.6		28.6	2.2	0.5	22:03
11	HOUSTON James	3.0	32	2.0	31.6		0.0	2.3	1.2	15:22
12	MANYANA Buntu	3.5	25	6.7	32.1	0.0	28.6	5.3	0.3	24:30
13	WAITES Grant	4.0	27	1.7	31.3			2.0	0.3	6:35
14	NORTJE Richard	4.5	20	4.5	27.0	0.0	58.3	4.5	0.2	17:03
15	VICTOR Joppie	4.5	26	5.7	22.6	0.0	37.5	6.7	0.7	21:36
			TEAM	27.0	28.7	25.7	0.0	35.0	27.2	7.2
Coach		MOORGAS Shawn								
Assistant Coach		MOORGAS Craig			MOKONE Simon					

RSA Played		
PR	USA	25-97
PR	GER	27-113
PR	CAN	25-85
PR	MEX	34-83
PR	GBR	32-83
SF	JPN	29-81

Legend:

(C) : Captain PR : Preliminary Round QF : Quarterfinal SF : Semi-final
 PPG : Points Per Game RPG : Rebounds per Game APG : Assists per Game MPG : Minutes Played per Game
 FT% : Free Throws % FG% : Field Goals % 3FG% : 3 Points Field Goals %

PRNWB000001D4.00051 00102721:03V010

Match No: 62

MEX vs JPN

Start Time: 11:30

Referees: CALIGIURI Gabriele (AUS)
SCHOENACKER David (FRA)

CHUNG Hak Mo (KOR)

Mexico (MEX)

No.	Name	Class Points	Age	PPG	FG%	3FG%	FT%	RPG	APG	MPG
4	SALVADOR Pedro	1.0	33	1.7	33.3			1.3		14:20
5	QUEVEDO Sergio	1.0	22	1.6	40.0			0.8	0.2	11:45
6	LARRAGA Pablo	4.0	41	5.0	48.3	0.0	33.3	2.8	0.8	12:36
7	ISAIAS Armando	1.0	37	0.7	50.0		50.0	0.8	0.8	20:33
8	BLANCAS Luis	3.0	23	4.0	42.9		31.6	4.0	0.3	17:01
9	PULIDO Jose	2.5	42	1.3	23.5		0.0	2.2	0.7	12:32
10	OLIVAS Julio Cesar	2.0	26	5.5	32.4	31.3	50.0	1.5	1.2	17:42
11	MAGANA Rigoberto	2.5	38	1.2	15.4	0.0	37.5	1.0	1.0	10:40
12	HERNANDEZ Gilberto	4.0	36	4.8	27.3	16.7	0.0	2.5	1.3	15:39
13	DURAN Mauro	3.0	36	6.0	48.5	0.0	100.0	4.0	0.3	18:53
14	ORTEGA Raul (C)	3.5	29	11.8	32.5	0.0	89.5	1.8	3.0	24:22
15	ZAVALA Salvador	4.0	27	15.7	50.6	0.0	60.0	7.8	1.0	31:02
			TEAM	32.5	57.3	38.5	14.0	52.1	29.7	10.2
Coach		LOPEZ NINO Alejandro								
Assistant Coach		DAVILA Aaron			DURAND Sergio					

MEX Played		
PR	CAN	33-61
PR	USA	44-60
PR	GBR	58-70
PR	RSA	83-34
PR	GER	56-69
SF	KOR	70-56

Japan (JPN)

No.	Name	Class Points	Age	PPG	FG%	3FG%	FT%	RPG	APG	MPG
4	NEGI Shinji (C)	2.0	36	2.7	44.4			0.7		11:28
5	SHINTANI Hirofumi	4.0	38	1.3	28.6	0.0		1.7	0.8	8:06
6	MIYAKE Katsumi	3.0	29	13.7	34.8	20.0	82.4	4.0	1.7	31:25
7	SASAKI Katsuya	1.5	27		0.0			0.8	0.2	8:55
8	KORETOMO Keisuke	3.0	30	8.2	33.3	30.0	42.9	5.4	4.2	34:12
9	SUGASAWA Takao	4.5	27	1.5	8.3	0.0	50.0	1.3	0.3	3:55
10	IWANO Hiroshi	1.0	36	1.5	36.4		16.7	1.2	0.3	21:04
11	JIMBO Yasuhiro	3.0	30	8.3	41.3	0.0	46.2	6.2	1.3	29:11
12	KYOYA Kazuyuki	1.0	29		0.0	0.0		1.5	0.3	20:13
13	ISHIHARA Masaharu	4.5	28	2.3	26.7		16.7	2.8		5:56
14	OSHIMA Tomohiko	4.0	29	16.3	46.9	0.0	71.0	7.8	2.0	33:59
15	OIKAWA Shinpei	4.5	29	1.8	23.1	50.0	33.3	1.6	1.0	7:30
			TEAM	30.7	53.3	35.6	20.9	55.0	32.0	11.2
Coach		KOTAKI Osamu								
Assistant Coach		OGAWA Tomoki			SAITO Nobuaki					

JPN Played		
PR	AUS	36-64
PR	NED	52-62
PR	FRA	44-67
PR	KOR	64-43
PR	SWE	43-60
SF	RSA	81-29

Legend:
 (C) : Captain PR : Preliminary Round QF : Quarterfinal SF : Semi-final
 PPG : Points Per Game RPG : Rebounds per Game APG : Assists per Game MPG : Minutes Played per Game
 FT% : Free Throws % FG% : Field Goals % 3FG% : 3 Points Field Goals %

PRNWB000001D5.00051 00102721:03V010

Match No: 63

GER vs SWE

Start Time: 14:30

Referees: RAMOT Itzhack (ISR)
GAUTHIER Sebastien (CAN)

BURFORD Jonathon (USA)

Germany (GER)

No.	Name	Class Points	Age	PPG	FG%	3FG%	FT%	RPG	APG	MPG
4	SCHWARZ Ralf	4.5	27	7.7	57.9		50.0	3.7		12:24
5	HUEBNER Lars	1.5	35	2.0	33.3		0.0	1.4	1.1	20:29
6	SNIEGOCKI Markus	2.0	29	3.5	36.8	0.0	87.5	1.3	1.7	17:40
7	FISCHER Thomas	1.5	33	3.9	42.9	0.0	75.0	0.4	1.1	17:20
8	WIMMERS Guido (C)	4.5	28	10.7	42.9	0.0	48.8	7.9	0.9	19:55
9	HABERKORN Markus	3.0	26	4.5	27.3		75.0	2.0	2.5	14:00
10	LEONHARDT Joerg	1.0	35	2.5	45.5		0.0	0.8	1.0	16:51
11	OTTO Martin	4.5	38	11.7	50.0		64.0	7.0	1.3	26:23
12	THALHEIM Dirk	2.0	29	8.6	49.1		60.0	2.1	2.0	24:22
13	CHRISTINK Lars	2.0	28	5.4	27.1	11.1	50.0	1.9	4.4	29:00
14	COSKUN Ahmet	4.0	25	5.8	47.6	0.0	60.0	2.0	1.0	13:48
15	KOEHLER Dirk	4.0	32	9.0	44.0	0.0	70.4	8.4	1.3	24:15
			TEAM	30.4	61.9	42.3	6.7	59.2	33.0	15.3
Coach		ROEMER Gerd								
Assistant Coach										

GER Played		
PR	GBR	43-61
PR	RSA	113-27
PR	USA	46-58
PR	CAN	43-68
PR	MEX	69-56
QF	NED	66-72
SF	AUS	53-61

Sweden (SWE)

No.	Name	Class Points	Age	PPG	FG%	3FG%	FT%	RPG	APG	MPG
4	Haidari Hussein	3.0	21	8.6	32.8	14.3	40.5	3.7	2.6	21:29
5	JAMESON Per	1.5	38	0.4	14.3		50.0	1.4	0.9	23:10
6	FLENSBURG Daniel	2.5	29	1.6	44.4		0.0	1.2		4:00
7	GUSTAVSSON Joachim	4.0	28	5.6	32.8	0.0	33.3	5.4	0.3	16:18
8	ABLORH Enoch	4.0	28	4.4	36.7	0.0	60.0	1.6	0.9	11:37
9	WAPNER Christian	1.0	37	0.6	25.0		0.0	0.4	0.4	13:16
10	BERGLUND Gunnar	4.0	47	10.3	33.3	21.1	58.1	5.0	2.4	22:06
11	KOHLSTROEM Peter	2.5	25	1.6	60.0		66.7	1.8		5:19
12	AKERBERG Thomas	3.0	32	3.4	45.0	0.0	66.7	2.1	1.1	19:59
13	UHLEN Per	1.5	31	4.9	39.4	0.0	66.7	1.4	1.1	25:10
14	WEGEBORN Stefan	2.0	35	4.3	46.4		40.0	1.0	0.7	16:03
15	ANDERSSON Lars-Gunnar (C)	4.0	43	9.4	35.0	0.0	62.5	9.6	0.4	27:42
			TEAM	32.8	54.1	35.7	14.6	51.7	33.9	10.9
Coach		KARLSSON Kjell								
Assistant Coach		STAVEGREN Joakim								

SWE Played		
PR	FRA	50-51
PR	KOR	57-55
PR	NED	45-62
PR	AUS	54-69
PR	JPN	60-43
QF	CAN	39-73
SF	FRA	74-75

Legend:
 (C) : Captain PR : Preliminary Round QF : Quarterfinal SF : Semi-final
 PPG : Points Per Game RPG : Rebounds per Game APG : Assists per Game MPG : Minutes Played per Game
 FT% : Free Throws % FG% : Field Goals % 3FG% : 3 Points Field Goals %

PRNWB000001D6.00051 00102721:03V010

Match No: 64

AUS vs FRA

Start Time: 16:30

Referees: GONZALES Anthony (USA)
VLUG Theodorus (NED)

ESHENKO Vladimer (CAN)

Australia (AUS)

No.	Name	Class Points	Age	PPG	FG%	3FG%	FT%	RPG	APG	MPG
4	PORTER Shane	1.0	21	0.9	18.2		28.6	1.4		15:47
5	SACHS Troy (C)	4.5	24	22.1	47.7	22.2	68.1	11.3	4.1	31:17
6	GOULD David	4.5	35	8.5	47.9	0.0	26.3	4.2	1.5	16:50
7	BLYTHE Sandy (C)	2.5	38	7.4	42.9		45.5	5.6	3.4	33:46
8	GROENEWEGEN Shaun	4.0	18	3.6	36.8	20.0	75.0	1.9	0.4	6:34
9	McFAWN Michael	3.0	47	2.0	27.3			1.7	0.3	6:09
10	MORRIS Nick	1.0	29	0.7	14.3		27.3	1.4	0.6	20:56
11	HEWSON Gerry	1.5	42	4.0	56.0			0.6	2.6	29:20
12	QUINN Brook	3.5	27	2.3	42.9		16.7	2.0	0.7	5:37
13	ANDREWS Troy	1.5	38	0.3	25.0			0.7		9:32
14	KING Adrian	2.0	28	1.3	44.4		0.0	1.0	0.3	10:32
15	NESS Brad	4.5	25	11.6	45.5		40.7	13.4	1.4	25:35
			TEAM	31.0	60.9	44.2	19.0	49.2	42.1	14.6
Coach				TURNER Bob						
Assistant Coach				OLIVER Richard						
				WALKER Michael						

AUS Played		
PR	JPN	64-36
PR	FRA	54-63
PR	KOR	77-33
PR	SWE	69-54
PR	NED	47-48
QF	USA	54-62
SF	GER	61-53

France (FRA)

No.	Name	Class Points	Age	PPG	FG%	3FG%	FT%	RPG	APG	MPG
4	SALLEM Riadh	1.0	30	2.0	38.5	0.0	50.0	0.7		13:14
5	ABOUKIR Jean-Denis	2.5	34	5.6	53.1		62.5	2.0	1.4	23:50
6	LIBMAN Bertrand	3.0	29	2.0	35.7	0.0	30.8	3.1	0.1	11:58
7	COURNEIL Jerome	2.0	24	1.7	40.0		0.0	1.4	0.3	14:57
8	BOUSTILA Ouahid	4.0	34	11.6	40.7	33.3	40.0	7.4	0.9	20:10
9	FAHRASMANE Mario (C)	4.0	32	1.7	14.3	0.0	50.0	1.3	1.8	9:23
10	GUYOT Frederic	2.0	25	4.4	31.8	0.0	37.5	3.9	6.1	34:02
11	THEREZO Jose	4.5	36	7.4	52.6		54.5	3.9	1.1	17:15
12	HAMELIN David	2.5	20		0.0			2.0		1:04
13	DIXNEUF Lionel	3.0	25	1.3	22.2	0.0	0.0	1.0		4:59
14	BAYE Philippe	4.5	40	23.0	41.9	20.0	72.8	8.6	1.3	27:25
15	LAFFONT Jean Pascal	1.0	28	1.4	40.0	0.0	20.0	0.9	0.1	26:46
			TEAM	29.8	61.1	40.0	53.9	33.7	13.0	
Coach				SORIANO Jean-Paul						
Assistant Coach				SCHOENACKER Maurice						

FRA Played		
PR	SWE	51-50
PR	AUS	63-54
PR	JPN	67-44
PR	NED	51-76
PR	KOR	65-48
QF	GBR	56-67
SF	SWE	75-74

Legend:
 (C) : Captain PR : Preliminary Round QF : Quarterfinal SF : Semi-final
 PPG : Points Per Game RPG : Rebounds per Game APG : Assists per Game MPG : Minutes Played per Game
 FT% : Free Throws % FG% : Field Goals % 3FG% : 3 Points Field Goals %

PRNWB000001D7.00051 00102721:03V010

Match No: 65

USA vs GBR

Start Time: 19:30

Referees: BRIERE Gilles (CAN)
WALLAART Edwin (NED)

DEWELL Ross (AUS)

United States of America (USA)

No.	Name	Class Points	Age	PPG	FG%	3FG%	FT%	RPG	APG	MPG
4	BARBER Eric	1.0	29	3.0	52.9		0.0	1.0	0.5	19:58
5	JUETTE Melvin Sean	2.0	31	1.6	17.9		25.0	2.4	2.9	22:56
6	TEW Steve	4.0	22	8.0	33.3		0.0	6.0	4.0	21:40
7	GILL JR Chuck	3.5	36	6.3	54.8		36.4	3.8	1.2	16:51
8	HERNANDEZ William	2.5	30	0.8	20.0		50.0	0.3	0.3	3:49
9	WALLER William Henry	3.0	27	5.9	36.4	0.0	47.4	6.7	1.0	30:11
10	SCHLAPPI Mike Palmer	1.5	37	3.3	35.0		54.5	2.0	1.7	18:11
11	SCHULTE Paul	3.0	21	14.6	48.7	33.3	50.0	3.6	6.0	33:15
12	KILEY David Paul (C)	3.0	47	2.9	28.6	100.0	87.5	2.1	0.6	9:01
13	BELL Curtis	4.5	47	1.5	22.2		50.0	1.5	0.5	6:15
14	JOHNSON Larry	2.5	36	12.1	54.4	25.0	66.7	4.9	2.0	27:30
15	GLASBRENNER Jeffrey James	4.5	27	15.1	71.4		36.4	7.6	0.3	24:38
TEAM			32.5	65.4	47.2	33.3	47.6	35.0	16.6	

Coach BYRNES Dan
Assistant Coach BURNS Frank

PHILLIPS Mo

USA Played		
PR	RSA	97-25
PR	MEX	60-44
PR	GER	58-46
PR	GBR	74-65
PR	CAN	45-58
QF	AUS	62-54
SF	NED	62-63

Great Britain (GBR)

No.	Name	Class Points	Age	PPG	FG%	3FG%	FT%	RPG	APG	MPG
4	CAINE Steve	2.0	35	5.7	48.3	33.3	64.7	1.9	2.0	17:44
5	THOMAS Sinclair	3.0	31	4.9	57.7		28.6	3.7	1.4	16:07
6	HAYES Kevin	1.0	37	3.2	53.3			0.8	0.4	15:13
7	BYWATER Terry	4.5	17	7.0	33.3	12.5	85.7	4.0	1.0	10:10
8	MUNN Simon (C)	4.0	32	10.0	39.5	0.0	40.0	10.4	0.9	29:11
9	POLLOCK Jonathan	2.5	23	9.6	28.0	32.5	72.7	2.7	3.3	28:44
10	ADEPITAN Ade	2.5	27	5.7	51.9	83.3	46.7	1.4	1.4	12:58
11	JOHNSON Dan	2.5	36	8.3	41.4		71.4	3.1	2.9	26:29
12	BLAKE Andrew	2.5	28	2.3	36.8	0.0	40.0	5.6	0.6	20:44
13	HOWLEY Fred	4.0	29	2.7	50.0	0.0	0.0	1.7	1.0	8:53
14	PRICE Colin	2.5	36	7.9	50.0		21.4	2.7	3.6	21:46
15	BRAMLEY David	4.0	31	3.1	50.0	0.0	50.0	2.9	0.1	10:46
TEAM			30.2	63.9	42.0	29.4	50.0	37.4	17.3	

Coach TITMUSS David
Assistant Coach SMITH Nigel

TOLFREY Vicky

GBR Played		
PR	GER	61-43
PR	CAN	50-55
PR	MEX	70-58
PR	USA	65-74
PR	RSA	83-32
QF	FRA	67-56
SF	CAN	51-66

Legend:

(C) : Captain PR : Preliminary Round QF : Quarterfinal SF : Semi-final
PPG : Points Per Game RPG : Rebounds per Game APG : Assists per Game MPG : Minutes Played per Game
FT% : Free Throws % FG% : Field Goals % 3FG% : 3 Points Field Goals %

PRNWB000001D8.00051 00102721:03V010

Match No: 66

NED vs CAN

Start Time: 21:30

Referees: OTTO Jorg-ulich (GER)
ARNOLD Sharon (AUS)

CAMPOS PERIS Sergio (ESP)

Netherlands (NED)

No.	Name	Class Points	Age	PPG	FG%	3FG%	FT%	RPG	APG	MPG
4	OOSTERBOSCH Mario	4.0	22	1.5	60.0		0.0	1.0	0.3	3:58
5	DETTMER Ruud	1.0	30	0.6	13.3		0.0	2.7	0.6	20:16
6	de ROOIJ Anton	1.0	33	4.4	39.5		16.7	1.7	1.0	31:49
7	JEBARI Mustafa	3.0	27	5.9	52.8		21.4	3.6	1.6	23:20
8	van GENT Arie	1.0	31	0.5	100.0					8:32
9	de GOEDE Frank	2.0	28	2.6	42.9			0.1		11:45
10	van der LINDEN Gert Jan (C)	4.0	33	14.0	38.8	16.1	50.0	6.1	9.9	38:03
11	't LAM Wim	4.0	30	3.7	52.9		57.1	1.3		6:41
12	JANSENS Koen	4.0	27	25.0	49.6	50.0	70.8	12.9	1.9	32:51
13	MARTENS Rene	1.5	31	1.8	45.5	0.0	50.0	1.2	0.3	13:09
14	van de BUNTE Kees	4.0	33	3.0	50.0		16.7	2.0		4:38
15	van der WERF Kornelis	4.0	32	7.9	53.5		50.0	4.9	0.3	17:04
TEAM			29.8	66.6	45.8	17.6	50.3	35.0	15.6	
Coach	VERHEUVEL Rob									
Assistant Coach	VERGOOSSEN Luc									

NED Played		
PR	KOR	83-48
PR	JPN	62-52
PR	SWE	62-45
PR	FRA	76-51
PR	AUS	48-47
QF	GER	72-66
SF	USA	63-62

Canada (CAN)

No.	Name	Class Points	Age	PPG	FG%	3FG%	FT%	RPG	APG	MPG
4	DUREPOS Dave (C)	3.5	32	6.4	32.6	11.1	57.1	1.6	0.7	13:11
5	HENDERSON Roy	2.0	45	2.3	50.0		50.0	2.3		11:50
6	TREUER James	4.5	29	6.4	52.8		38.9	3.3	1.9	11:13
7	DENNIS Jeff	4.0	27	4.0	42.9		50.0	2.6	1.2	6:52
8	JOHNSON Joey	4.5	25	6.3	47.6		33.3	8.7	1.1	20:03
9	NORTON Ross	2.0	27	3.0	43.5		12.5	3.1	1.1	28:33
10	HALL Ken	2.0	30	5.0	60.7		16.7	2.9	2.7	27:36
11	BORISOFF Jaimie (C)	1.0	30	2.3	41.2		50.0	1.4	1.4	21:13
12	ANDERSON Patrick	4.5	21	19.7	56.9	27.3	65.5	12.1	4.4	26:52
13	STOUTENBURG Chris	1.0	23	3.8	78.6		14.3	1.5	0.3	13:58
14	GAERTNER Travis	3.0	20	5.4	66.7		41.2	0.6	0.2	10:04
15	PETER Richard	2.5	28	5.1	37.5	0.0	66.7	1.9	1.1	15:22
TEAM			28.1	66.6	50.1	19.0	47.7	40.9	15.9	
Coach	FROGLEY Michael									
Assistant Coach	BOWES Paul					TONELLO Jerry				

CAN Played		
PR	MEX	61-33
PR	GBR	55-50
PR	RSA	85-25
PR	GER	68-43
PR	USA	58-45
QF	SWE	73-39
SF	GBR	66-51

Legend:
 (C) : Captain PR : Preliminary Round QF : Quarterfinal SF : Semi-final
 PPG : Points Per Game RPG : Rebounds per Game APG : Assists per Game MPG : Minutes Played per Game
 FT% : Free Throws % FG% : Field Goals % 3FG% : 3 Points Field Goals %

PRNWB000001D9.00026 00102721:05V010

Match No: 61

KOR vs RSA

Start Time: 9:30

Referees: BEHRE Christofer (SWE)
SUGIYAMA Kaneyoshi (JPN)

BHANIA Balwant (GBR)

Korea (KOR)												RUNNING SCORE												
Time-Outs						Team Fouls						A		B		A		B		A		B		
First Half						1	2	3	4	5	6	7	1	2	3	4	41	41	81	81	121	121	121	121
Second Half						1	2	3	4	5	6	7	2	2	42	42	82	82	122	122	122	122	122	122
Extra Periods													3	3	43	43	83	83	123	123	123	123	123	123
													4	4	44	44	84	84	124	124	124	124	124	124
													5	5	45	45	85	85	125	125	125	125	125	125
													6	6	46	46	86	86	126	126	126	126	126	126
													7	7	47	47	87	87	127	127	127	127	127	127
													8	8	48	48	88	88	128	128	128	128	128	128
													9	9	49	49	89	89	129	129	129	129	129	129
													10	10	50	50	90	90	130	130	130	130	130	130
													11	11	51	51	91	91	131	131	131	131	131	131
													12	12	52	52	92	92	132	132	132	132	132	132
													13	13	53	53	93	93	133	133	133	133	133	133
													14	14	54	54	94	94	134	134	134	134	134	134
													15	15	55	55	95	95	135	135	135	135	135	135
													16	16	56	56	96	96	136	136	136	136	136	136
													17	17	57	57	97	97	137	137	137	137	137	137
													18	18	58	58	98	98	138	138	138	138	138	138
													19	19	59	59	99	99	139	139	139	139	139	139
													20	20	60	60	100	100	140	140	140	140	140	140
													21	21	61	61	101	101	141	141	141	141	141	141
													22	22	62	62	102	102	142	142	142	142	142	142
													23	23	63	63	103	103	143	143	143	143	143	143
													24	24	64	64	104	104	144	144	144	144	144	144
													25	25	65	65	105	105	145	145	145	145	145	145
													26	26	66	66	106	106	146	146	146	146	146	146
													27	27	67	67	107	107	147	147	147	147	147	147
													28	28	68	68	108	108	148	148	148	148	148	148
													29	29	69	69	109	109	149	149	149	149	149	149
													30	30	70	70	110	110	150	150	150	150	150	150
													31	31	71	71	111	111	151	151	151	151	151	151
													32	32	72	72	112	112	152	152	152	152	152	152
													33	33	73	73	113	113	153	153	153	153	153	153
													34	34	74	74	114	114	154	154	154	154	154	154
													35	35	75	75	115	115	155	155	155	155	155	155
													36	36	76	76	116	116	156	156	156	156	156	156
													37	37	77	77	117	117	157	157	157	157	157	157
													38	38	78	78	118	118	158	158	158	158	158	158
													39	39	79	79	119	119	159	159	159	159	159	159
													40	40	80	80	120	120	160	160	160	160	160	160
Coach: IN-CHUL Shin						Coach: MOORGAS Shawn						Final Score: Team A: _____ Team B: _____												
1st Ass. Coach:						1st Ass. Coach: MOORGAS Craig						Name of Winning Team: _____												
2nd Ass. Coach:						2nd Ass. Coach: MOKONE Simon						ScoreKeeper: _____												
												Referee: _____												
												Umpire: _____												
												Captain's Signature in case of Protest: _____												

Wheelchair Basketball

PRNWB000001DA.00026 00102721:05V010

Match No: 62

MEX vs JPN

Start Time: 11:30

Referees: CALIGIURI Gabriele (AUS)
SCHOENACKER David (FRA)

CHUNG Hak Mo (KOR)

Mexico (MEX)												RUNNING SCORE																	
Time-Outs						Team Fouls						A		B		A		B		A		B							
First Half						1	2	3	4	5	6	7	1	2	3	4	5	6	7	1	2	1	1	41	41	81	81	121	121
Second Half						1	2	3	4	5	6	7	1	2	3	4	5	6	7	3	3	42	42	82	82	122	122		
Extra Periods																				4	4	43	43	83	83	123	123		
																				5	5	44	44	84	84	124	124		
																				6	6	45	45	85	85	125	125		
																				7	7	46	46	86	86	126	126		
																				8	8	47	47	87	87	127	127		
																				9	9	48	48	88	88	128	128		
																				10	10	49	49	89	89	129	129		
																				11	11	50	50	90	90	130	130		
																				12	12	51	51	91	91	131	131		
																				13	13	52	52	92	92	132	132		
																				14	14	53	53	93	93	133	133		
																				15	15	54	54	94	94	134	134		
																				16	16	55	55	95	95	135	135		
																				17	17	56	56	96	96	136	136		
																				18	18	57	57	97	97	137	137		
																				19	19	58	58	98	98	138	138		
																				20	20	59	59	99	99	139	139		
																				21	21	60	60	100	100	140	140		
																				22	22	61	61	101	101	141	141		
																				23	23	62	62	102	102	142	142		
																				24	24	63	63	103	103	143	143		
																				25	25	64	64	104	104	144	144		
																				26	26	65	65	105	105	145	145		
																				27	27	66	66	106	106	146	146		
																				28	28	67	67	107	107	147	147		
																				29	29	68	68	108	108	148	148		
																				30	30	69	69	109	109	149	149		
																				31	31	70	70	110	110	150	150		
																				32	32	71	71	111	111	151	151		
																				33	33	72	72	112	112	152	152		
																				34	34	73	73	113	113	153	153		
																				35	35	74	74	114	114	154	154		
																				36	36	75	75	115	115	155	155		
																				37	37	76	76	116	116	156	156		
																				38	38	77	77	117	117	157	157		
																				39	39	78	78	118	118	158	158		
																				40	40	79	79	119	119	159	159		
																						80	80	120	120	160	160		
Coach: LOPEZ NINO Alejandro						Coach: KOTAKI Osamu						Final Score: Team A: _____ Team B: _____																	
1st Ass. Coach: DAVILA Aaron						1st Ass. Coach: OGAWA Tomoki						Name of Winning Team: _____																	
2nd Ass. Coach: DURAND Sergio						2nd Ass. Coach: SAITO Nobuaki						ScoreKeeper: _____																	
												Referee: _____																	
												Umpire: _____																	
												Captain's Signature in case of Protest: _____																	

Wheelchair Basketball

PRNWB000001DB.00026 00102721:06V010

Match No: 63

GER vs SWE

Start Time: 14:30

Referees: RAMOT Itzhack (ISR)
GAUTHIER Sebastien (CAN)

BURFORD Jonathon (USA)

Germany (GER)										RUNNING SCORE														
Time-Outs					Team Fouls					A		B		A		B		A		B				
First Half					1	2	3	4	5	6	7	1	1	1	1	41	41	1	1	81	81	121	121	
Second Half					1	2	3	4	5	6	7	2	2	2	2	42	42	2	2	82	82	122	122	
Extra Periods												3	3	3	3	43	43	3	3	83	83	123	123	
Class Points	Name of Players									No.	Player In	Fouls												
	SCHWARZ Ralf									4		1	2	3	4	5	4	4	4	4	84	84	124	124
	HUEBNER Lars									5							5	5	5	5	85	85	125	125
	SNIEGOCKI Markus									6							6	6	6	6	86	86	126	126
	FISCHER Thomas									7							7	7	7	7	87	87	127	127
	WIMMERS Guido									8							8	8	8	8	88	88	128	128
	HABERKORN Markus									9							9	9	9	9	89	89	129	129
	LEONHARDT Joerg									10							10	10	10	10	90	90	130	130
	OTTO Martin									11							11	11	11	11	91	91	131	131
	THALHEIM Dirk									12							12	12	12	12	92	92	132	132
	CHRISTINK Lars									13							13	13	13	13	93	93	133	133
	COSKUN Ahmet									14							14	14	14	14	94	94	134	134
	KOEHLER Dirk									15							15	15	15	15	95	95	135	135
Coach: ROEMER Gerd																								
1st Ass. Coach:																								
2nd Ass. Coach:																								
Sweden (SWE)																								
Time-Outs					Team Fouls																			
First Half					1	2	3	4	5	6	7													
Second Half					1	2	3	4	5	6	7													
Extra Periods																								
Class Points	Name of Players									No.	Player In	Fouls												
	HAIDARI Hussein									4		1	2	3	4	5	4	4	4	4	106	106	146	146
	JAMESON Per									5							5	5	5	5	107	107	147	147
	FLENSBURG Daniel									6							6	6	6	6	108	108	148	148
	GUSTAVSSON Joachim									7							7	7	7	7	109	109	149	149
	ABLORH Enoch									8							8	8	8	8	110	110	150	150
	WAPNER Christian									9							9	9	9	9	111	111	151	151
	BERGLUND Gunnar									10							10	10	10	10	112	112	152	152
	KOHLESTROEM Peter									11							11	11	11	11	113	113	153	153
	AKERBERG Thomas									12							12	12	12	12	114	114	154	154
	UHLEN Per									13							13	13	13	13	115	115	155	155
	WEGEBORN Stefan									14							14	14	14	14	116	116	156	156
	ANDERSSON Lars-Gunnar									15							15	15	15	15	117	117	157	157
Coach: KARLSSON Kjell																								
1st Ass. Coach: STAVEGREN Joakim																								
2nd Ass. Coach:																								
Scores:					First Half					A	_____	B	_____											
					Second Half					A	_____	B	_____											
					Extra Period					A	_____	B	_____											
ScoreKeeper:					_____					Referee:					_____									
TimeKeeper:					_____					Umpire:					_____									
30' Operator:					_____					Captain's Signature in case of Protest: _____														
										Final Score:					Team A: _____ Team B: _____									
										Name of Winning Team: _____														

Wheelchair Basketball

PRNWB000001DC.00026 00102721:06V010

Match No: 64

AUS vs FRA

Start Time: 16:30

Referees: GONZALES Anthony (USA)
VLUG Theodorus (NED)

ESHENKO Vladimer (CAN)

Australia (AUS)										RUNNING SCORE															
Time-Outs					Team Fouls					A		B		A		B		A		B					
First Half					1	2	3	4	5	6	7	1	2	3	4	5	6	7	1	2	3	4	5	6	7
Second Half					1	2	3	4	5	6	7	1	2	3	4	5	6	7	1	2	3	4	5	6	7
Extra Periods																									
Class Points	Name of Players				No.	Player In	Fouls																		
							1	2	3	4	5														
	PORTER Shane				4							41	41	81	81	121	121								
	SACHS Troy				5							42	42	82	82	122	122								
	GOULD David				6							43	43	83	83	123	123								
	BLYTHE Sandy				7							44	44	84	84	124	124								
	GROENEWEGEN Shaun				8							45	45	85	85	125	125								
	McFAWN Michael				9							46	46	86	86	126	126								
	MORRIS Nick				10							47	47	87	87	127	127								
	HEWSON Gerry				11							48	48	88	88	128	128								
	QUINN Brook				12							49	49	89	89	129	129								
	ANDREWS Troy				13							50	50	90	90	130	130								
	KING Adrian				14							51	51	91	91	131	131								
	NESS Brad				15							52	52	92	92	132	132								
	COACH: TURNER Bob											53	53	93	93	133	133								
	1st Ass. Coach: OLIVER Richard											54	54	94	94	134	134								
	2nd Ass. Coach: WALKER Michael											55	55	95	95	135	135								
												56	56	96	96	136	136								
												57	57	97	97	137	137								
												58	58	98	98	138	138								
												59	59	99	99	139	139								
												60	60	100	100	140	140								
												61	61	101	101	141	141								
												62	62	102	102	142	142								
												63	63	103	103	143	143								
												64	64	104	104	144	144								
												65	65	105	105	145	145								
												66	66	106	106	146	146								
												67	67	107	107	147	147								
												68	68	108	108	148	148								
												69	69	109	109	149	149								
												70	70	110	110	150	150								
												71	71	111	111	151	151								
												72	72	112	112	152	152								
												73	73	113	113	153	153								
												74	74	114	114	154	154								
												75	75	115	115	155	155								
												76	76	116	116	156	156								
												77	77	117	117	157	157								
												78	78	118	118	158	158								
												79	79	119	119	159	159								
												80	80	120	120	160	160								
Scores:		First Half	A	_____	B	_____	Final Score:		Team A:	_____	Team B:	_____													
		Second Half	A	_____	B	_____	Name of Winning Team: _____																		
		Extra Period	A	_____	B	_____	ScoreKeeper: _____																		
		TimeKeeper: _____					Referee: _____																		
		30' Operator: _____					Umpire: _____																		
							Captain's Signature in case of Protest: _____																		

Wheelchair Basketball

PRNWB000001DD.00026 00102721:06V010

Match No: 65

USA vs GBR

Start Time: 19:30

Referees: BRIERE Gilles (CAN)
WALLAART Edwin (NED)

DEWELL Ross (AUS)

United States of America (USA)										RUNNING SCORE											
Time-Outs					Team Fouls					A	B	A	B	A	B	A	B	A	B		
First Half					1	2	3	4	5	6	7			41	41			81	81	121	121
Second Half					1	2	3	4	5	6	7			42	42			82	82	122	122
Extra Periods														43	43			83	83	123	123
Class Points	Name of Players				No.	Player In	Fouls														
	BARBER Eric				4		1	2	3	4	5			44	44			84	84	124	124
	JUETTE Melvin Sean				5									45	45			85	85	125	125
	TEW Steve				6									46	46			86	86	126	126
	GILL JR Chuck				7									47	47			87	87	127	127
	HERNANDEZ William				8									48	48			88	88	128	128
	WALLER William Henry				9									49	49			89	89	129	129
	SCHLAPPI Mike Palmer				10									50	50			90	90	130	130
	SCHULTE Paul				11									51	51			91	91	131	131
	KILEY David Paul				12									52	52			92	92	132	132
	BELL Curtis				13									53	53			93	93	133	133
	JOHNSON Larry				14									54	54			94	94	134	134
	GLASBRENNER Jeffrey James				15									55	55			95	95	135	135
Coach: BYRNES Dan												56	56			96	96	136	136		
1st Ass. Coach: BURNS Frank												57	57			97	97	137	137		
2nd Ass. Coach: PHILLIPS Mo												58	58			98	98	138	138		
												59	59			99	99	139	139		
												60	60			100	100	140	140		
												61	61			101	101	141	141		
												62	62			102	102	142	142		
												63	63			103	103	143	143		
												64	64			104	104	144	144		
												65	65			105	105	145	145		
												66	66			106	106	146	146		
												67	67			107	107	147	147		
												68	68			108	108	148	148		
												69	69			109	109	149	149		
												70	70			110	110	150	150		
												71	71			111	111	151	151		
												72	72			112	112	152	152		
												73	73			113	113	153	153		
												74	74			114	114	154	154		
												75	75			115	115	155	155		
												76	76			116	116	156	156		
												77	77			117	117	157	157		
												78	78			118	118	158	158		
												79	79			119	119	159	159		
												80	80			120	120	160	160		
Scores:					First Half	A	_____	B	_____	Final Score: Team A: _____ Team B: _____											
					Second Half	A	_____	B	_____	Name of Winning Team: _____											
					Extra Period	A	_____	B	_____												
ScoreKeeper: _____					Referee: _____																
TimeKeeper: _____					Umpire: _____																
30' Operator: _____					Captain's Signature in case of Protest: _____																

Wheelchair Basketball

PRNWB000001DE.00026 00102721:06V010

PRNWB000001DF.00085B 00102723:17V070

SCORING											
Rk	Name	Team	G	2 Points		3 Points		Free Throws		Total	Avg
1	UEMURA Chika	JPN	5	37/82	45.1%	0/0		16/33	48.5%	90	18.0
2	VAZQUEZ DELGADILLO Lucia	MEX	5	26/68	38.2%	0/6	0.0%	14/30	46.7%	66	13.2
3	TESCH Liesl	AUS	5	21/73	28.8%	0/4	0.0%	23/45	51.1%	65	13.0
4	BAILLIE Sarah	GBR	5	24/56	42.9%	0/2	0.0%	6/24	25.0%	54	10.8
5	SOEDA Tomoe	JPN	5	24/45	53.3%	0/0		4/11	36.4%	52	10.4
6	BENOIT Chantal	CAN	5	21/47	44.7%	1/7	14.3%	6/21	28.6%	51	10.2
	JANUSCH Anja	GER	5	22/59	37.3%	0/2	0.0%	7/16	43.8%	51	10.2
8	van VEGGEL Jeanine	NED	5	19/52	36.5%	1/1	100.0%	7/20	35.0%	48	9.6
9	VERST Amy	USA	5	21/48	43.8%	0/1	0.0%	5/10	50.0%	47	9.4

2 players tied at 8.6

REBOUNDS							
Rk	Name	Team	G	Off	Def	Total	Avg
1	UEMURA Chika	JPN	5	14	85	99	19.8
2	TESCH Liesl	AUS	5	18	41	59	11.8
3	VAZQUEZ DELGADILLO Lucia	MEX	5	14	41	55	11.0
4	BAILLIE Sarah	GBR	5	17	32	49	9.8
5	JANUSCH Anja	GER	5	20	27	47	9.4
6	van VEGGEL Jeanine	NED	5	10	34	44	8.8
7	VERST Amy	USA	5	14	27	41	8.2
8	JOHNSON Josie	USA	5	22	17	39	7.8
9	DEL COLLE Renee	CAN	5	5	32	37	7.4

2 players tied at 7.2

ASSIST					
Rk	Name	Team	G	Total	Avg
1	TAKABAYASHI Mika	JPN	5	28	5.6
2	TESCH Liesl	AUS	5	23	4.6
3	WILD Ann	GBR	5	21	4.2
4	RIPP Christina	USA	5	18	3.6
	VAZQUEZ DELGADILLO Lucia	MEX	5	18	3.6
6	JANUSCH Anja	GER	5	12	2.4
	van der LAAN Guda	NED	5	12	2.4
8	RADKE Lori	CAN	4	9	2.3

7 players tied at 2.0

STEALS					
Rk	Name	Team	G	Total	Avg
1	TESCH Liesl	AUS	5	11	2.2
2	UEMURA Chika	JPN	5	10	2.0
	VAZQUEZ DELGADILLO Lucia	MEX	5	10	2.0
4	RADKE Lori	CAN	4	7	1.8
5	MOSELY Alison	AUS	5	8	1.6
6	BENOIT Chantal	CAN	5	7	1.4
	OHAMA Kendra	CAN	5	7	1.4
8	DEL COLLE Renee	CAN	5	6	1.2
	JOHNSON Josie	USA	5	6	1.2
	MONTANO Ma. Carmen	MEX	5	6	1.2

TURNOVERS					
Rk	Name	Team	G	Total	Avg
1	WILD Ann	GBR	5	35	7.0
2	van der LAAN Guda	NED	5	31	6.2
3	VAZQUEZ DELGADILLO Lucia	MEX	5	28	5.6
4	TAKABAYASHI Mika	JPN	5	22	4.4
5	BAILLIE Sarah	GBR	5	21	4.2
6	SOEDA Tomoe	JPN	5	19	3.8
7	TESCH Liesl	AUS	5	17	3.4
8	JANUSCH Anja	GER	5	16	3.2

4 players tied at 3.0

BLOCKED SHOTS					
Rk	Name	Team	G	Total	Avg
1	van VEGGEL Jeanine	NED	5	6	1.2
2	BAILLIE Sarah	GBR	5	4	0.8
	MOSELY Alison	AUS	5	4	0.8
	MacLEAN Caroline	GBR	5	4	0.8
	TESCH Liesl	AUS	5	4	0.8
	UEMURA Chika	JPN	5	4	0.8
	VAZQUEZ DELGADILLO Lucia	MEX	5	4	0.8
8	DEL COLLE Renee	CAN	5	3	0.6
	KUTROWSKI Linda	CAN	5	3	0.6

2 players tied at 0.5

FOULS					
Rk	Name	Team	G	Total	Avg
1	JANUSCH Anja	GER	5	23	4.6
2	JANSEN Jennette	NED	4	14	3.5
3	OEZTUERK Cemile	GER	5	16	3.2
	WILD Ann	GBR	5	16	3.2
	van der LAAN Guda	NED	5	16	3.2
6	KLEIN Verena	GER	5	15	3.0
	MASHIKO Megumi	JPN	5	15	3.0
	SOEDA Tomoe	JPN	5	15	3.0

5 players tied at 2.8

Legend:
G : Games Played **M/A** : Made Attempts % : Shooting Percentage **Avg** : Average per Game
Off : Offensive Rebounds **Def** : Defensive Rebounds **Rk** : Rank

NOTE: Players eligible for statistics with attempts/games minimum, have to play at least 50% of all games

PLAYER RANKING AT CONCLUSION OF COMPETITION

TOTAL FIELD GOALS % (8 attempts/game minimum)					
Rk	Name	Team	G	M/A	%
1	SOEDA Tomoe	JPN	5	24/45	53.3%
2	UEMURA Chika	JPN	5	37/82	45.1%
3	VERST Amy	USA	5	21/49	42.9%
4	CRAWFORD Janna Lynnette	USA	5	17/40	42.5%
5	BAILLIE Sarah	GBR	5	24/58	41.4%
6	CARTER Amanda	AUS	5	20/49	40.8%
7	BENOIT Chantal	CAN	5	22/54	40.7%
8	van VEGGEL Jeanine	NED	5	20/53	37.7%
9	JANUSCH Anja	GER	5	22/61	36.1%
10	VAZQUEZ DELGADILLO Lucia	MEX	5	26/74	35.1%

TOTAL FIELD GOALS MADE					
Rk	Name	Team	G	Total	Avg
1	UEMURA Chika	JPN	5	37	7.4
2	VAZQUEZ DELGADILLO Lucia	MEX	5	26	5.2
3	BAILLIE Sarah	GBR	5	24	4.8
	SOEDA Tomoe	JPN	5	24	4.8
5	BENOIT Chantal	CAN	5	22	4.4
	JANUSCH Anja	GER	5	22	4.4
7	TESCH Liesl	AUS	5	21	4.2
	VERST Amy	USA	5	21	4.2
9	CARTER Amanda	AUS	5	20	4.0
	van VEGGEL Jeanine	NED	5	20	4.0

2 POINTS FIELD GOALS % (6 attempts/game minimum)					
Rk	Name	Team	G	M/A	%
1	SOEDA Tomoe	JPN	5	24/45	53.3%
2	RADKE Lori	CAN	4	14/29	48.3%
3	UEMURA Chika	JPN	5	37/82	45.1%
4	BENOIT Chantal	CAN	5	21/47	44.7%
5	VERST Amy	USA	5	21/48	43.8%
6	BAILLIE Sarah	GBR	5	24/56	42.9%
7	CRAWFORD Janna Lynnette	USA	5	17/40	42.5%
8	CARTER Amanda	AUS	5	20/49	40.8%
9	VAZQUEZ DELGADILLO Lucia	MEX	5	26/68	38.2%
10	SEIFERT Nicole	GER	5	12/32	37.5%

2 POINTS FIELD GOALS MADE					
Rk	Name	Team	G	Total	Avg
1	UEMURA Chika	JPN	5	37	7.4
2	VAZQUEZ DELGADILLO Lucia	MEX	5	26	5.2
3	BAILLIE Sarah	GBR	5	24	4.8
	SOEDA Tomoe	JPN	5	24	4.8
5	JANUSCH Anja	GER	5	22	4.4
6	BENOIT Chantal	CAN	5	21	4.2
	TESCH Liesl	AUS	5	21	4.2
	VERST Amy	USA	5	21	4.2
9	CARTER Amanda	AUS	5	20	4.0
10	van VEGGEL Jeanine	NED	5	19	3.8

3 POINTS FIELD GOALS % (2 attempts/game minimum)					
Rk	Name	Team	G	M/A	%
1	RIPP Christina	USA	5	2/13	15.4%
2	FERGUSON Tracey	CAN	5	1/12	8.3%

3 POINTS FIELD GOALS MADE					
Rk	Name	Team	G	Total	Avg
1	KIRSTE Heidi	GER	5	2	0.4
	RIPP Christina	USA	5	2	0.4
3	BENOIT Chantal	CAN	5	1	0.2
	FERGUSON Tracey	CAN	5	1	0.2
	JOHNSON Josie	USA	5	1	0.2
	MASHIKO Megumi	JPN	5	1	0.2
	NGUYEN-THI Nu	GER	5	1	0.2
	OEZTUERK Cemile	GER	5	1	0.2
	TIGGELMAN Inge	NED	5	1	0.2
	van VEGGEL Jeanine	NED	5	1	0.2

FREE THROWS % (3 attempts/game minimum)					
Rk	Name	Team	G	M/A	%
1	TESCH Liesl	AUS	5	23/45	51.1%
2	UEMURA Chika	JPN	5	16/33	48.5%
3	VAZQUEZ DELGADILLO Lucia	MEX	5	14/30	46.7%
4	JANUSCH Anja	GER	5	7/16	43.8%
	MINAMIKAWA Sachiko	JPN	5	7/16	43.8%
6	TAKABAYASHI Mika	JPN	5	7/17	41.2%
7	RIPP Christina	USA	5	10/28	35.7%
8	van VEGGEL Jeanine	NED	5	7/20	35.0%
9	CRAWFORD Janna Lynnette	USA	5	6/18	33.3%
	DUNSTHEIMER Birgit	GER	5	6/18	33.3%

FREE THROWS MADE					
Rk	Name	Team	G	Total	Avg
1	TESCH Liesl	AUS	5	23	4.6
2	UEMURA Chika	JPN	5	16	3.2
3	VAZQUEZ DELGADILLO Lucia	MEX	5	14	2.8
4	RIPP Christina	USA	5	10	2.0
5	WILD Ann	GBR	5	9	1.8
6	JANUSCH Anja	GER	5	7	1.4
	KIRSTE Heidi	GER	5	7	1.4
	MINAMIKAWA Sachiko	JPN	5	7	1.4
	TAKABAYASHI Mika	JPN	5	7	1.4
	van VEGGEL Jeanine	NED	5	7	1.4

Legend:
G : Games Played **M/A** : Made Attempts **%** : Shooting Percentage **Avg** : Average per Game
Off : Offensive Rebounds **Def** : Defensive Rebounds **Rk** : Rank

NOTE: Players eligible for statistics with attempts/games minimum, have to play at least 50% of all games

PLAYER RANKING AT CONCLUSION OF COMPETITION

PRNWB000001E0.00073 00102722:13V010

Match No: 60

AUS 13 vs 23 CAN

Start Time: 21:30

Attendance:

Referees: ENGLISH Robert (GBR)
RAMOT Itzhack (ISR)

GONZALES Anthony (USA)

FIRST HALF

Scoring by 5 min intervals: **AUS**
CAN

4	9	11	13
6	10	18	23

Australia (AUS)

No.	Name	MIN	PTS	Field Goals		2 Points		3 Points		Free Throws		Rebounds			AS	ST	TO	BS	PF
				M/A	%	M/A	%	M/A	%	M/A	%	OR	DR	TOT					
* 4	ADAMS Julianne	13:53		0/1	0.0	0/1	0.0			0/2	0.0		2	2			2		
5	MOSELY Alison	09:08		0/1	0.0	0/1	0.0			0/2	0.0	1		1		1	1		2
6	DUNN Mellissa																		
7	FARRELL Karen	04:49																	1
* 8	ROMEO Nadya	12:34		0/1	0.0	0/1	0.0						1	1			1		1
* 9	TESCH Liesl	20:00	4	1/9	11.1	1/9	11.1			2/4	50.0	1	3	4	1	1	1		1
10	SLANN Sharon	03:30															1		
11	RITCHIE Donna	06:07										2	1	3					1
* 12	CARTER Amanda	16:30	4	2/3	66.7	2/3	66.7						1	1			1		2
13	O'NION Lisa	02:37		0/1	0.0	0/1	0.0										2		1
* 14	COGHLAN Paula	08:15	4	1/2	50.0	1/2	50.0			2/3	66.7		1	1			3		
15	WEBB Jane	02:37	1							1/2	50.0		1	1					1
Team Coach																			
TOTALS			13	4/18	22.2	4/18	22.2			5/13	38.5	4	10	14	1	2	12		10
Coach		CORR Peter																	
Assistant Coach		BEVERIDGE Rob																	
		YORK Tracy																	

Canada (CAN)

No.	Name	MIN	PTS	Field Goals		2 Points		3 Points		Free Throws		Rebounds			AS	ST	TO	BS	PF
				M/A	%	M/A	%	M/A	%	M/A	%	OR	DR	TOT					
* 4	KREMPIEN Jennifer	11:28		0/1	0.0	0/1	0.0						1	1	1	1	1		1
* 5	ABBOTT Marni	09:29	2	1/2	50.0	1/2	50.0									2			1
6	OHAMA Kendra	10:31	4	2/3	66.7	2/3	66.7					1	1	2					
7	PETERS Marnie																		
8	DEL COLLE Renee	09:11	2	1/2	50.0	1/2	50.0						4	4		1	1		2
* 9	BENOIT Chantal	11:28	5	2/3	66.7	2/3	66.7			1/4	25.0	2	1	3					1
10	STILWELL Michelle																		
11	PETTINICCHI Sabrina	08:32		0/2	0.0	0/2	0.0												1
* 12	FERGUSON Tracey	18:01	8	3/11	27.3	3/8	37.5	0/3	0.0	2/2	100.0		1	1	1				1
* 13	RADKE Lori	10:49		0/2	0.0	0/2	0.0					1	2	3	2				2
14	KUTROWSKI Linda	10:31	2	1/1	100.0	1/1	100.0					1	1	2			2		2
15	KELLY Jo																		
Team Coach																			
TOTALS			23	10/27	37.0	10/24	41.7	0/3	0.0	3/6	50.0	5	11	16	4	2	6		11
Coach		FRICK Tim																	
Assistant Coach		BURLEIGH Jo-Anne																	
		MASH-HADLOW Charlene																	

	AUS	CAN
Points from Turnovers:	2	10
Biggest Lead:	2 (4-2)	11 (22-11)
Second Chance Points:		4
Lead Changes:	4	

	AUS	CAN
Points in the Paint:		12
Biggest Scoring Run:	4-0 (4-2)	14-2 (22-11)
Fast Break Points:		4
Times Tied:	5	

Legend:

MIN : Minutes Played **M/A** : Made/Attempts **%** : Shooting Percentage **OR** : Offensive Rebounds
DR : Defensive Rebounds **TOT** : Total Rebounds **AS** : Assist **ST** : Steals
TO : Turnovers **BS** : Blocked Shots **PF** : Fouls **PTS** : Points
HF : Half of Time **OT** : Over Time * : Starting/Initial

PRNWB000001E1.00069 00102723:11V010

Match No: 60

AUS 27 vs 46 CAN

Start Time: 21:30

Attendance: 16389

Referees: ENGLISH Robert (GBR)
RAMOT Itzhack (ISR)

GONZALES Anthony (USA)

Scoring by 5 min intervals:	AUS	CAN	1.HF				2.HF			
			4	9	11	13	16	22	25	27
			6	10	18	23	27	35	39	46

Time	Score	Australia		Action	Canada		Time	Score	Australia		Action	Canada	
		FIRST HALF			FIRST HALF								
20:00		4 - ADAMS Julianne		Player IN			12:25				Player IN	8 - DEL COLLE Renee	
20:00		8 - ROMEO Nadya		Player IN			12:25				Player OUT	12 - FERGUSON Tracey	
20:00		9 - TESCH Liesl		Player IN			12:25				Player IN	6 - OHAMA Kendra	
20:00		12 - CARTER Amanda		Player IN			12:25				Player OUT	5 - ABBOTT Marni	
20:00		14 - COGHLAN Paula		Player IN			12:25				Player IN	14 - KUTROWSKI Linda	
20:00				Player IN	4 - KREMPIEN Jennifer		12:06		5 - MOSELY Alison (P1,T3)		Foul		
20:00				Player IN	5 - ABBOTT Marni		11:56		7 - FARRELL Karen (P1,T4)		Foul		
20:00				Player IN	9 - BENOIT Chantal		11:56		Australia		Time Out		
20:00				Player IN	12 - FERGUSON Tracey		11:56				Free Th. Miss	9 - BENOIT Chantal	
20:00				Player IN	13 - RADKE Lori		11:56				Free Th. Miss	9 - BENOIT Chantal	
19:35		9 - TESCH Liesl		2 Pt. Miss			11:50				Foul	8 - DEL COLLE Renee (P1,T4)	
19:31				Defens.Rebound	4 - KREMPIEN Jennifer		11:50		9 - TESCH Liesl		Free Th. Miss		
19:27				Fast Break	Canada		11:50	9-8	9 - TESCH Liesl		Free Th. MADE		
19:25	0-2			2 Pt. in the paint	12 - FERGUSON Tracey		11:34		5 - MOSELY Alison		Steal		
19:25				Assist	13 - RADKE Lori		11:33				Turnover	14 - KUTROWSKI Linda	
19:10				Foul	13 - RADKE Lori (P1,T1)		11:33				Foul	4 - KREMPIEN Jennifer (P1,T5)	
19:06		8 - ROMEO Nadya		2 Pt. Miss			11:16		12 - CARTER Amanda		2 Pt. Miss		
18:48		9 - TESCH Liesl		Steal			11:12		5 - MOSELY Alison		Offens.Rebound		
18:46				Turnover	5 - ABBOTT Marni		11:03		4 - ADAMS Julianne		2 Pt. Miss		
18:27				Foul	5 - ABBOTT Marni (P1,T2)		11:01				Defens.Rebound	8 - DEL COLLE Renee	
18:27	1-2	14 - COGHLAN Paula		Free Th. MADE			10:55				2 Pt. Miss	9 - BENOIT Chantal	
18:27	2-2	14 - COGHLAN Paula		Free Th. MADE			10:54		9 - TESCH Liesl		Defens.Rebound		
18:15				2 Pt. Miss	12 - FERGUSON Tracey		10:26		9 - TESCH Liesl		2 Pt. Miss		
17:54		9 - TESCH Liesl		2 Pt. Miss			10:26				Player OUT	9 - BENOIT Chantal	
17:52				Defens.Rebound	13 - RADKE Lori		10:26				Player OUT	4 - KREMPIEN Jennifer	
17:24				3 Pt. Miss	12 - FERGUSON Tracey		10:26				Player IN	11 - PETTINICCHI Sabrina	
17:22				Defens.Rebound			10:26				Player IN	12 - FERGUSON Tracey	
17:00	4-2	12 - CARTER Amanda		2 Pt. MADE			10:26		7 - FARRELL Karen		Player OUT		
17:00		12 - CARTER Amanda		Assist			10:26		8 - ROMEO Nadya		Player IN		
16:40		9 - TESCH Liesl		2 Pt. Miss	13 - RADKE Lori		10:04		5 - MOSELY Alison (P2,T5)		Foul		
16:33		4 - ADAMS Julianne		Turnover			10:04	9-9			Free Th. MADE	12 - FERGUSON Tracey	
16:18	4-4			2 Pt. in the paint	5 - ABBOTT Marni		10:04	9-10			Free Th. MADE	12 - FERGUSON Tracey	
16:18				Assist	4 - KREMPIEN Jennifer		9:52		5 - MOSELY Alison		2 Pt. Miss		
16:05		14 - COGHLAN Paula		Turnover			9:49				Defens.Rebound	8 - DEL COLLE Renee	
15:52				Turnover	5 - ABBOTT Marni		9:36	9-12			2 Pt. MADE	12 - FERGUSON Tracey	
15:37		14 - COGHLAN Paula		2 Pt. Miss			9:11		9 - TESCH Liesl		2 Pt. Miss		
15:34				Defens.Rebound	13 - RADKE Lori		9:10				Foul	14 - KUTROWSKI Linda (P1,T6)	
15:15		12 - CARTER Amanda (P1,T1)		Foul			9:10		5 - MOSELY Alison		Player OUT		
15:15		14 - COGHLAN Paula		Player OUT			9:10		14 - COGHLAN Paula		Player IN		
15:15		8 - ROMEO Nadya		Player OUT			9:10		12 - CARTER Amanda		Player OUT		
15:15		5 - MOSELY Alison		Player IN			9:10		11 - RITCHIE Donna		Player IN		
15:15		7 - FARRELL Karen		Player IN			9:10		4 - ADAMS Julianne		Player OUT		
15:09	4-6			2 Pt. MADE	9 - BENOIT Chantal		9:10		10 - SLANN Sharon		Player IN		
14:49				Foul	9 - BENOIT Chantal (P1,T3)		9:06				Steal	8 - DEL COLLE Renee	
14:45				Steal	4 - KREMPIEN Jennifer		9:04		10 - SLANN Sharon		Turnover		
14:44		4 - ADAMS Julianne		Turnover			8:51	9-14			2 Pt. in the paint	6 - OHAMA Kendra	
14:31				2 Pt. Miss	12 - FERGUSON Tracey		8:41		8 - ROMEO Nadya		Turnover		
14:29		9 - TESCH Liesl		Defens.Rebound			8:32				2 Pt. Miss	6 - OHAMA Kendra	
14:06	6-6	12 - CARTER Amanda		2 Pt. MADE			8:30				Offens.Rebound	6 - OHAMA Kendra	
13:42				2 Pt. Miss	5 - ABBOTT Marni		8:26				2 Pt. Miss	8 - DEL COLLE Renee	
13:40				Offens.Rebound	9 - BENOIT Chantal		8:24		8 - ROMEO Nadya		Defens.Rebound		
13:15	6-8			2 Pt. MADE	9 - BENOIT Chantal		8:03		9 - TESCH Liesl		2 Pt. Miss		
13:01	8-8	9 - TESCH Liesl		2 Pt. MADE			7:59		11 - RITCHIE Donna		Offens.Rebound		
12:30				3 Pt. Miss	12 - FERGUSON Tracey		7:52		9 - TESCH Liesl		2 Pt. Miss		
12:25		12 - CARTER Amanda (P2,T2)		Offensive Foul			7:49		11 - RITCHIE Donna		Offens.Rebound		
12:25		12 - CARTER Amanda		Turnover			7:28		9 - TESCH Liesl		2 Pt. Miss		
12:25				Player OUT	13 - RADKE Lori		7:25				Defens.Rebound	6 - OHAMA Kendra	

Wheelchair Basketball

Time	Score	Australia	Action	Canada	Time	Score	Australia	Action	Canada
FIRST HALF					FIRST HALF				
7:08			2 Pt. Miss	11 - PETTINICCHI Sabrina	1:26		13 - O'NION Lisa (P1,T9)	Offensive Foul	
7:05		14 - COGHLAN Paula	Defens.Rebound		1:26		13 - O'NION Lisa	Turnover	
6:43	11-14	14 - COGHLAN Paula	2 Pt. MADE		1:05			2 Pt. Miss	4 - KREMPIEN Jennifer
6:43			Foul	8 - DEL COLLE Renee (P2,T7)	1:02			Offens.Rebound	9 - BENOIT Chantal
6:43		14 - COGHLAN Paula	Free Th. Miss		1:00			2 Pt. Miss	13 - RADKE Lori
6:40		9 - TESCH Liesl	Offens.Rebound		0:58		11 - RITCHIE Donna	Defens.Rebound	
6:26		14 - COGHLAN Paula	Turnover		0:39		13 - O'NION Lisa	2 Pt. Miss	
6:18	11-16		2 Pt. in the paint	12 - FERGUSON Tracey	0:37			Defens.Rebound	9 - BENOIT Chantal
5:51		14 - COGHLAN Paula	Turnover		0:37		15 - WEBB Jane (P1,T10)	Foul	
5:40	11-18		2 Pt. in the paint	14 - KUTROWSKI Linda	0:37		11 - RITCHIE Donna	Player OUT	
5:40			Assist	12 - FERGUSON Tracey	0:37		13 - O'NION Lisa	Player OUT	
5:40		Australia	Time Out		0:37		15 - WEBB Jane	Player OUT	
5:40		10 - SLANN Sharon	Player OUT		0:37		4 - ADAMS Julianne	Player IN	
5:40		12 - CARTER Amanda	Player IN		0:37		5 - MOSELY Alison	Player IN	
5:40		11 - RITCHIE Donna	Player OUT		0:37		8 - ROMEO Nadya	Player IN	
5:40		4 - ADAMS Julianne	Player IN		0:37	13-23		Free Th. MADE	9 - BENOIT Chantal
5:40		14 - COGHLAN Paula	Player OUT		0:37			Free Th. Miss	9 - BENOIT Chantal
5:40		5 - MOSELY Alison	Player IN		0:34			Offens.Rebound	13 - RADKE Lori
5:34			Foul	11 - PETTINICCHI Sabrina (P1,T8)	0:11			2 Pt. Miss	12 - FERGUSON Tracey
5:34		4 - ADAMS Julianne	Free Th. Miss		0:07		4 - ADAMS Julianne	Defens.Rebound	
5:34		4 - ADAMS Julianne	Free Th. Miss		0:00		5 - MOSELY Alison	Turnover	
5:33			Defens.Rebound	8 - DEL COLLE Renee	0:00			Turnover	4 - KREMPIEN Jennifer
5:04			2 Pt. Miss	12 - FERGUSON Tracey	SECOND HALF				
5:01			Offens.Rebound	14 - KUTROWSKI Linda	20:00		4 - ADAMS Julianne	Player IN	
5:01		8 - ROMEO Nadya (P1,T6)	Foul		20:00		8 - ROMEO Nadya	Player IN	
4:41	11-20		2 Pt. MADE	8 - DEL COLLE Renee	20:00		9 - TESCH Liesl	Player IN	
4:24		9 - TESCH Liesl	2 Pt. Miss		20:00		12 - CARTER Amanda	Player IN	
4:21			Defens.Rebound	14 - KUTROWSKI Linda	20:00		14 - COGHLAN Paula	Player IN	
3:54			3 Pt. Miss	12 - FERGUSON Tracey	20:00			Player IN	8 - DEL COLLE Renee
3:51		4 - ADAMS Julianne	Defens.Rebound		20:00			Player IN	5 - ABBOTT Marni
3:37			Foul	14 - KUTROWSKI Linda (P2,T9)	20:00			Player IN	14 - KUTROWSKI Linda
3:37		5 - MOSELY Alison	Free Th. Miss		20:00			Player IN	11 - PETTINICCHI Sabrina
3:37		5 - MOSELY Alison	Free Th. Miss		20:00			Player IN	13 - RADKE Lori
3:34			Defens.Rebound	8 - DEL COLLE Renee	19:49		9 - TESCH Liesl	Steal	
3:14			Turnover	8 - DEL COLLE Renee	19:47			Turnover	13 - RADKE Lori
3:14		4 - ADAMS Julianne	Player OUT		19:32		14 - COGHLAN Paula	2 Pt. Miss	
3:14		8 - ROMEO Nadya	Player OUT		19:30			Defens.Rebound	13 - RADKE Lori
3:14		5 - MOSELY Alison	Player OUT		19:19		14 - COGHLAN Paula (P1,T1)	Foul	
3:14		13 - O'NION Lisa	Player IN		19:19	13-24		Free Th. MADE	13 - RADKE Lori
3:14		11 - RITCHIE Donna	Player IN		19:19	13-25		Free Th. MADE	13 - RADKE Lori
3:14		15 - WEBB Jane	Player IN		18:52		8 - ROMEO Nadya	2 Pt. Miss	
3:14			Player OUT	8 - DEL COLLE Renee	18:48			Defens.Rebound	14 - KUTROWSKI Linda
3:14			Player IN	13 - RADKE Lori	18:28			2 Pt. Miss	14 - KUTROWSKI Linda
3:05		13 - O'NION Lisa	Turnover		18:25			Offens.Rebound	13 - RADKE Lori
2:50			Fast Break	Canada	18:09			2 Pt. Miss	11 - PETTINICCHI Sabrina
2:48	11-22		2 Pt. in the paint	6 - OHAMA Kendra	18:00		12 - CARTER Amanda	Defens.Rebound	
2:48			Assist	13 - RADKE Lori	17:58			Foul	11 - PETTINICCHI Sabrina (P2,T1)
2:30			Foul	13 - RADKE Lori (P2,T10)	17:58		8 - ROMEO Nadya	Player OUT	
2:30		9 - TESCH Liesl	Free Th. Miss		17:58		7 - FARRELL Karen	Player IN	
2:30	12-22	9 - TESCH Liesl	Free Th. MADE		17:58			Player OUT	11 - PETTINICCHI Sabrina
2:17			2 Pt. Miss	11 - PETTINICCHI Sabrina	17:58			Player IN	7 - PETERS Marnie
2:16		15 - WEBB Jane	Defens.Rebound		17:39		9 - TESCH Liesl	2 Pt. Miss	
2:16			Foul	12 - FERGUSON Tracey (P1,T11)	17:37		14 - COGHLAN Paula	Offens.Rebound	
2:16	13-22	15 - WEBB Jane	Free Th. MADE		17:37			Foul	7 - PETERS Marnie (P1,T2)
2:16		15 - WEBB Jane	Free Th. Miss		17:28		14 - COGHLAN Paula	2 Pt. Miss	
2:13			Defens.Rebound	12 - FERGUSON Tracey	17:26			Defens.Rebound	8 - DEL COLLE Renee
2:06		11 - RITCHIE Donna (P1,T7)	Foul		17:06			2 Pt. Miss	7 - PETERS Marnie
1:54			Turnover	14 - KUTROWSKI Linda	17:06		14 - COGHLAN Paula	Defens.Rebound	
1:54			Time Out	Canada	17:06			Foul	13 - RADKE Lori (P3,T3)
1:54			Player OUT	11 - PETTINICCHI Sabrina	16:51	15-25	12 - CARTER Amanda	2 Pt. MADE	
1:54			Player OUT	14 - KUTROWSKI Linda	16:24			Turnover	5 - ABBOTT Marni
1:54			Player OUT	6 - OHAMA Kendra	16:09			Foul	7 - PETERS Marnie (P2,T4)
1:54			Player IN	9 - BENOIT Chantal	16:09			Player OUT	5 - ABBOTT Marni
1:54			Player IN	4 - KREMPIEN Jennifer	16:09			Player OUT	13 - RADKE Lori
1:54			Player IN	5 - ABBOTT Marni	16:09			Player OUT	7 - PETERS Marnie
1:45		9 - TESCH Liesl (P1,T8)	Offensive Foul		16:09			Player IN	4 - KREMPIEN Jennifer
1:45		9 - TESCH Liesl	Turnover		16:09			Player IN	6 - OHAMA Kendra
1:33			2 Pt. Miss	12 - FERGUSON Tracey	16:09			Player IN	9 - BENOIT Chantal
1:31		9 - TESCH Liesl	Defens.Rebound		16:02		7 - FARRELL Karen	2 Pt. Miss	

Wheelchair Basketball

Wheelchair Basketball

Wheelchair Basketball

Wheelchair Basketball

Time	Score	Australia	Action	Canada	Time	Score	Australia	Action	Canada
SECOND HALF					SECOND HALF				
16:00		7 - FARRELL Karen	Offens.Rebound		9:12		11 - RITCHIE Donna (P3,T4)	Foul	
15:46		7 - FARRELL Karen	Turnover		9:12		Australia	Time Out	
15:45			Steal	8 - DEL COLLE Renee	9:03			2 Pt. Miss	9 - BENOIT Chantal
15:35		4 - ADAMS Julianne (P1,T2)	Foul		9:02		9 - TESCH Liesl	Defens.Rebound	
15:26	15-27		2 Pt. MADE	8 - DEL COLLE Renee	8:36		9 - TESCH Liesl	Turnover	
15:12		4 - ADAMS Julianne	Player OUT		8:36		11 - RITCHIE Donna (P4,T5)	Foul	
15:12		11 - RITCHIE Donna	Player IN		8:23			Turnover	9 - BENOIT Chantal
15:12		14 - COGHLAN Paula	Player OUT		8:15			Foul	6 - OHAMA Kendra (P3,T8)
15:12		5 - MOSELY Alison	Player IN		8:15			Player OUT	4 - KREMPIEN Jennifer
15:02			Foul	6 - OHAMA Kendra (P1,T5)	8:15			Player IN	5 - ABBOTT Marni
15:02		9 - TESCH Liesl	Free Th. Miss		8:15		4 - ADAMS Julianne	Free Th. Miss	
15:02	16-27	9 - TESCH Liesl	Free Th. MADE		8:15		4 - ADAMS Julianne	Free Th. Miss	
14:38		5 - MOSELY Alison	Steal		8:12		9 - TESCH Liesl	Offens.Rebound	
14:36			Turnover	8 - DEL COLLE Renee	8:12		9 - TESCH Liesl	2 Pt. Miss	
14:34			Steal	6 - OHAMA Kendra	8:10		9 - TESCH Liesl	Offens.Rebound	
14:32		5 - MOSELY Alison	Turnover		8:10		9 - TESCH Liesl	2 Pt. Miss	
14:31	16-29		2 Pt. in the paint	8 - DEL COLLE Renee	8:07			Defens.Rebound	8 - DEL COLLE Renee
14:24			Steal	9 - BENOIT Chantal	8:06		9 - TESCH Liesl (P2,T6)	Foul	
14:22		9 - TESCH Liesl	Turnover		7:55			Turnover	5 - ABBOTT Marni
14:10		9 - TESCH Liesl	Steal		7:40	24-37	11 - RITCHIE Donna	2 Pt. in the paint	
14:09			Turnover	6 - OHAMA Kendra	7:40		15 - WEBB Jane	Assist	
14:03		Australia	Fast Break		7:24			2 Pt. Miss	11 - PETTINICCHI Sabrina
14:02	18-29	9 - TESCH Liesl	2 Pt. in the paint		7:22		13 - O'NION Lisa	Defens.Rebound	
13:44			2 Pt. Miss	6 - OHAMA Kendra	7:15		4 - ADAMS Julianne	2 Pt. Miss	
13:42		11 - RITCHIE Donna	Defens.Rebound		7:12		9 - TESCH Liesl	Offens.Rebound	
13:38		11 - RITCHIE Donna	Turnover		7:00		9 - TESCH Liesl	2 Pt. Miss	
13:29			Turnover	9 - BENOIT Chantal	6:58			Block Shot	8 - DEL COLLE Renee
13:29		Australia	Time Out		6:56		13 - O'NION Lisa	Offens.Rebound	
13:29		7 - FARRELL Karen	Player OUT		6:44		15 - WEBB Jane	2 Pt. Miss	
13:29		8 - ROMEO Nadya	Player IN		6:42			Defens.Rebound	8 - DEL COLLE Renee
13:23		Australia	Fast Break		6:22	24-39		2 Pt. in the paint	8 - DEL COLLE Renee
13:23	20-29	9 - TESCH Liesl	2 Pt. in the paint		6:02			Foul	5 - ABBOTT Marni (P2,T9)
13:23		12 - CARTER Amanda	Assist		6:02		4 - ADAMS Julianne	Player OUT	
13:23			Foul	8 - DEL COLLE Renee (P3,T6)	6:02		12 - CARTER Amanda	Player IN	
13:21		9 - TESCH Liesl	Free Th. Miss		6:02			Player OUT	9 - BENOIT Chantal
13:21			Defens.Rebound	9 - BENOIT Chantal	6:02			Player OUT	5 - ABBOTT Marni
13:08	20-31		2 Pt. in the paint	9 - BENOIT Chantal	6:02			Player IN	12 - FERGUSON Tracey
13:08			Assist	14 - KUTROWSKI Linda	6:02			Player IN	14 - KUTROWSKI Linda
12:42		12 - CARTER Amanda	2 Pt. Miss		6:02		9 - TESCH Liesl	Free Th. Miss	
12:42			Defens.Rebound	14 - KUTROWSKI Linda	6:02		9 - TESCH Liesl	Free Th. Miss	
12:22			2 Pt. Miss	9 - BENOIT Chantal	6:02			Foul	6 - OHAMA Kendra (P4,T10)
12:19			Offens.Rebound	9 - BENOIT Chantal	6:02			Player OUT	6 - OHAMA Kendra
12:19	20-33		Tap MADE	9 - BENOIT Chantal	6:02			Player IN	15 - KELLY Jo
11:55		11 - RITCHIE Donna	2 Pt. Miss		6:02	25-39	9 - TESCH Liesl	Free Th. MADE	
11:54			Defens.Rebound	8 - DEL COLLE Renee	6:02		9 - TESCH Liesl	Free Th. Miss	
11:46			2 Pt. Miss	6 - OHAMA Kendra	6:00			Defens.Rebound	8 - DEL COLLE Renee
11:44		12 - CARTER Amanda	Defens.Rebound		5:44			Turnover	15 - KELLY Jo
11:32		9 - TESCH Liesl	2 Pt. Miss		5:31		12 - CARTER Amanda	2 Pt. Miss	
11:04		5 - MOSELY Alison	Steal		5:27			Block Shot	14 - KUTROWSKI Linda
11:02			Turnover	9 - BENOIT Chantal	5:25			Defens.Rebound	11 - PETTINICCHI Sabrina
11:00			Foul	6 - OHAMA Kendra (P2,T7)	5:15		15 - WEBB Jane	Steal	
11:00		12 - CARTER Amanda	Player OUT		5:15			Turnover	14 - KUTROWSKI Linda
11:00		10 - SLANN Sharon	Player IN		5:15			Player OUT	8 - DEL COLLE Renee
11:00			Player OUT	14 - KUTROWSKI Linda	5:15			Player IN	13 - RADKE Lori
11:00			Player IN	11 - PETTINICCHI Sabrina	5:01			Foul	12 - FERGUSON Tracey (P2,T11)
10:51		8 - ROMEO Nadya	Turnover		5:01		9 - TESCH Liesl	Free Th. Miss	
10:33	20-35		2 Pt. MADE	9 - BENOIT Chantal	5:01		9 - TESCH Liesl	Free Th. Miss	
10:14		Australia	Fast Break		4:58			Defens.Rebound	13 - RADKE Lori
10:14	22-35	10 - SLANN Sharon	2 Pt. in the paint		4:55		13 - O'NION Lisa (P2,T7)	Foul	
10:14		9 - TESCH Liesl	Assist		4:55			Free Th. Miss	12 - FERGUSON Tracey
9:55	22-37		2 Pt. in the paint	8 - DEL COLLE Renee	4:55			Free Th. Miss	12 - FERGUSON Tracey
9:35		9 - TESCH Liesl	Turnover		4:55		11 - RITCHIE Donna	Player OUT	
9:17		11 - RITCHIE Donna (P2,T3)	Foul		4:55		13 - O'NION Lisa	Player OUT	
9:17		5 - MOSELY Alison	Player OUT		4:55		15 - WEBB Jane	Player OUT	
9:17		15 - WEBB Jane	Player IN		4:55		4 - ADAMS Julianne	Player IN	
9:17		10 - SLANN Sharon	Player OUT		4:55		6 - DUNN Melissa	Player IN	
9:17		8 - ROMEO Nadya	Player OUT		4:55		8 - ROMEO Nadya	Player IN	
9:17		13 - O'NION Lisa	Player IN		4:41		9 - TESCH Liesl	Turnover	
9:17		4 - ADAMS Julianne	Player IN		4:41		9 - TESCH Liesl (P3,T8)	Foul	

Wheelchair Basketball

Wheelchair Basketball

Wheelchair Basketball

Wheelchair Basketball

Time	Score	Australia	Action	Canada	Time	Score	Australia	Action	Canada
SECOND HALF					SECOND HALF				
4:41			Free Th. Miss	13 - RADKE Lori	2:22	27-43		Free Th. MADE	7 - PETERS Marnie
4:41			Free Th. Miss	13 - RADKE Lori	2:22	27-44		Free Th. MADE	7 - PETERS Marnie
4:39		6 - DUNN Mellissa	Defens.Rebound		2:15		14 - COGHLAN Paula	Turnover	
4:14		6 - DUNN Mellissa	Turnover		2:14		14 - COGHLAN Paula (P3,T11)	Foul	
4:04	25-41		2 Pt. in the paint	13 - RADKE Lori	2:14		4 - ADAMS Julianne	Player OUT	
4:04			Assist	11 - PETTINICCHI Sabrina	2:14		10 - SLANN Sharon	Player IN	
4:04		12 - CARTER Amanda (P3,T9)	Foul		2:14			Free Th. Miss	9 - BENOIT Chantal
4:04		6 - DUNN Mellissa	Player OUT		2:14			Free Th. Miss	9 - BENOIT Chantal
4:04		14 - COGHLAN Paula	Player IN		2:04		9 - TESCH Liesl	3 Pt. Miss	
4:04	25-42		Free Th. MADE	13 - RADKE Lori	2:01			Defens.Rebound	9 - BENOIT Chantal
3:51		9 - TESCH Liesl			1:55		9 - TESCH Liesl (P4,T12)	Foul	
3:47			Defens.Rebound	14 - KUTROWSKI Linda	1:55		9 - TESCH Liesl	Player OUT	
3:35			Turnover	11 - PETTINICCHI Sabrina	1:55		6 - DUNN Mellissa	Player IN	
3:20			Foul	12 - FERGUSON Tracey (P3,T12)	1:55	27-45		Free Th. MADE	9 - BENOIT Chantal
3:20			Player OUT	11 - PETTINICCHI Sabrina	1:55			Free Th. Miss	9 - BENOIT Chantal
3:20			Player OUT	14 - KUTROWSKI Linda	1:48		11 - RITCHIE Donna	Turnover	
3:20			Player OUT	12 - FERGUSON Tracey	1:46		6 - DUNN Mellissa (P1,T13)	Foul	
3:20			Player IN	9 - BENOIT Chantal	1:46	27-46		Free Th. MADE	9 - BENOIT Chantal
3:20			Player IN	7 - PETERS Marnie	1:46			Free Th. Miss	9 - BENOIT Chantal
3:20			Player IN	10 - STILWELL Michelle	1:45			Offens.Rebound	9 - BENOIT Chantal
3:20		8 - ROMEO Nadya	Player OUT		1:32			2 Pt. Miss	15 - KELLY Jo
3:20		7 - FARRELL Karen	Player IN		1:28			Offens.Rebound	7 - PETERS Marnie
3:20	26-42	9 - TESCH Liesl	Free Th. MADE		1:24			2 Pt. Miss	7 - PETERS Marnie
3:20		9 - TESCH Liesl	Free Th. Miss		1:21		14 - COGHLAN Paula	Defens.Rebound	
3:18			Defens.Rebound	13 - RADKE Lori	1:05		14 - COGHLAN Paula	Turnover	
3:14			Offensive Foul	13 - RADKE Lori (P4,T13)	1:05			Player OUT	10 - STILWELL Michelle
3:14			Turnover	13 - RADKE Lori	1:05			Player OUT	7 - PETERS Marnie
3:14		12 - CARTER Amanda	Player OUT		1:05			Player OUT	15 - KELLY Jo
3:14		11 - RITCHIE Donna	Player IN		1:05			Player IN	4 - KREMPIEN Jennifer
3:01		9 - TESCH Liesl	2 Pt. Miss		1:05			Player IN	5 - ABBOTT Marni
2:59		9 - TESCH Liesl	Offens.Rebound		1:05			Player IN	12 - FERGUSON Tracey
2:59			Foul	9 - BENOIT Chantal (P2,T14)	0:53			2 Pt. Miss	13 - RADKE Lori
2:59	27-42	9 - TESCH Liesl	Free Th. MADE		0:51		14 - COGHLAN Paula	Defens.Rebound	
2:59		9 - TESCH Liesl	Free Th. Miss		0:39		7 - FARRELL Karen	Turnover	
2:56			Defens.Rebound	15 - KELLY Jo	0:37			Turnover	5 - ABBOTT Marni
2:43			2 Pt. Miss	9 - BENOIT Chantal	0:29		14 - COGHLAN Paula	2 Pt. Miss	
2:43		9 - TESCH Liesl	Block Shot		0:27			Defens.Rebound	13 - RADKE Lori
2:43			Time Out	Canada	0:20			END OF PERIOD	
2:22		14 - COGHLAN Paula (P2,T10)	Foul						

PRNWB000001E2.00073 00102723:11V020

Match No: 60

AUS 27 vs 46 CAN

Start Time: 21:30

Attendance: 16389

Referees: ENGLISH Robert (GBR)
RAMOT Itzhack (ISR)

GONZALES Anthony (USA)

Scoring by 5 min intervals: **AUS**
CAN

1.HF				2.HF			
4	9	11	13	16	22	25	27
6	10	18	23	27	35	39	46

Australia (AUS)

No.	Name	MIN	PTS	Field Goals		2 Points		3 Points		Free Throws		Rebounds			AS	ST	TO	BS	PF
				M/A	%	M/A	%	M/A	%	M/A	%	OR	DR	TOT					
* 4	ADAMS Julianne	24:37		0/2	0.0	0/2	0.0			0/4	0.0		2	2			2	1	
5	MOSELY Alison	15:03		0/1	0.0	0/1	0.0			0/2	0.0	1	1	1		3	2	2	
6	DUNN Mellissa	02:46											1	1	1		1	1	
7	FARRELL Karen	12:38		0/1	0.0	0/1	0.0					1	1	1		2	1	1	
* 8	ROMEO Nadya	20:23		0/2	0.0	0/2	0.0						1	1		2	1	1	
* 9	TESCH Liesl	38:05	12	3/19	15.8	3/18	16.7	0/1	0.0	6/17	35.3	5	4	9	2	3	5	1	4
10	SLANN Sharon	07:27	2	1/1	100.0	1/1	100.0									1			
11	RITCHIE Donna	19:38	2	1/2	50.0	1/2	50.0					2	2	4		2		4	
* 12	CARTER Amanda	28:18	6	3/6	50.0	3/6	50.0						3	3	1	1	1	3	
13	O'NION Lisa	06:59		0/1	0.0	0/1	0.0					1	1	2		2		2	
* 14	COGHLAN Paula	17:07	4	1/5	20.0	1/5	20.0			2/3	66.7	1	4	5		5		3	
15	WEBB Jane	06:59	1	0/1	0.0	0/1	0.0			1/2	50.0		1	1	1	1		1	
Team Coach																			
TOTALS			27	9/41	22.0	9/40	22.5	0/1	0.0	9/28	32.1	11	19	30	4	7	25	1	23
Coach	CORR Peter																		
Assistant Coach	BEVERIDGE Rob			YORK Tracy															

Canada (CAN)

No.	Name	MIN	PTS	Field Goals		2 Points		3 Points		Free Throws		Rebounds			AS	ST	TO	BS	PF
				M/A	%	M/A	%	M/A	%	M/A	%	OR	DR	TOT					
* 4	KREMPIEN Jennifer	20:27		0/1	0.0	0/1	0.0						1	1	1	1	1	1	
* 5	ABBOTT Marni	16:38	2	1/2	50.0	1/2	50.0									5		2	
6	OHAMA Kendra	20:38	4	2/5	40.0	2/5	40.0					1	1	2		1	1	4	
7	PETERS Marnie	04:04	2	0/2	0.0	0/2	0.0			2/2	100.0	1	1	1				2	
8	DEL COLLE Renee	23:56	10	5/6	83.3	5/6	83.3						9	9		2	2	1	3
* 9	BENOIT Chantal	24:55	13	5/9	55.6	5/9	55.6			3/10	30.0	4	3	7		1	3		2
10	STILWELL Michelle	02:15																	
11	PETTINICCHI Sabrina	18:14		0/4	0.0	0/4	0.0					1	1	1	1		1		2
* 12	FERGUSON Tracey	21:48	8	3/11	27.3	3/8	37.5	0/3	0.0	2/4	50.0		1	1	1			3	
* 13	RADKE Lori	19:55	5	1/4	25.0	1/4	25.0			3/5	60.0	2	6	8	2		2		4
14	KUTROWSKI Linda	22:13	2	1/2	50.0	1/2	50.0					1	4	5	1		3	1	2
15	KELLY Jo	04:57		0/1	0.0	0/1	0.0						1	1		1			
Team Coach																			
TOTALS			46	18/47	38.3	18/44	40.9	0/3	0.0	10/21	47.6	9	27	36	6	5	19	2	25
Coach	FRICK Tim																		
Assistant Coach	BURLEIGH Jo-Anne			MASH-HADLOW Charlene															

	AUS	CAN
Points from Turnovers:	10	19
Biggest Lead:	2 (4-2)	19 (46-27)
Second Chance Points:	1	6
Lead Changes:	4	

	AUS	CAN
Points in the Paint:	8	24
Biggest Scoring Run:	4-0 (4-2)	14-2 (22-11)
Fast Break Points:	6	4
Times Tied:	5	

Legend:

MIN : Minutes Played **M/A** : Made/Attempts **%** : Shooting Percentage **OR** : Offensive Rebounds
DR : Defensive Rebounds **TOT** : Total Rebounds **AS** : Assist **ST** : Steals
TO : Turnovers **BS** : Blocked Shots **PF** : Fouls **PTS** : Points
HF : Half of Time **OT** : Over Time * : Starting/Initial

PRNWB000001E3.00092 00102723:13V010



WOMEN

GOLD

Canada (CAN)

- 4 KREMPIEN Jennifer
- 5 ABBOTT Marni
- 6 OHAMA Kendra
- 7 PETERS Marnie
- 8 DEL COLLE Renee
- 9 BENOIT Chantal
- 10 STILWELL Michelle
- 11 PETTINICCHI Sabrina
- 12 FERGUSON Tracey
- 13 RADKE Lori
- 14 KUTROWSKI Linda (C)
- 15 KELLY Jo

SILVER

Australia (AUS)

- 4 ADAMS Julianne
- 5 MOSELY Alison
- 6 DUNN Mellissa
- 7 FARRELL Karen
- 8 ROMEO Nadya
- 9 TESCH Liesl
- 10 SLANN Sharon
- 11 RITCHIE Donna (C)
- 12 CARTER Amanda
- 13 O'NION Lisa
- 14 COGHLAN Paula
- 15 WEBB Jane

BRONZE

Japan (JPN)

- 4 TSUKAMOTO Kyoko (C)
- 5 YASHIMA Kyoko
- 6 UEMURA Chika
- 7 SAKO Junko
- 8 HORIKAWA Sayuri
- 9 TAKABAYASHI Mika
- 10 KAWAKAMI Rie
- 11 MASHIKO Megumi
- 12 TOMORI Hiromi
- 13 HIROMICHI Naoko
- 14 SOEDA Tomoe
- 15 MINAMIKAWA Sachiko

Wheelchair Basketball

Wheelchair Basketball

Wheelchair Basketball

Wheelchair Basketball

Legend: (C): Captain

PRNWB000001E4.00076B 00102723:13V080

Preliminary Group A

Rank		AUS	NED	USA	GBR
1	AUS		38-26	44-36	43-12
2	NED	26-38		45-26	34-21
3	USA	36-44	26-45		58-30
4	GBR	12-43	21-34	30-58	

MATCHES			POINTS		Class.
PLAY	WON	LOST	FOR	AGST	Points
3	3	0	125	74	6
3	2	1	105	85	5
3	1	2	120	119	4
3	0	3	63	135	3

Preliminary Group B

Rank		CAN	JPN	MEX	GER
1	CAN		49-32	60-28	36-26
2	JPN	32-49		57-41	62-52
3	MEX	28-60	41-57		45-44
4	GER	26-36	52-62	44-45	

MATCHES			POINTS		Class.
PLAY	WON	LOST	FOR	AGST	Points
3	3	0	145	86	6
3	2	1	151	142	5
3	1	2	114	161	4
3	0	3	122	143	3

Classification

Phase	Teams	Result
Semifinals 1 - 4	AUS vs JPN	45-33
Semifinals 1 - 4	CAN vs NED	42-23
Semifinals 5 - 8	USA vs GER	50-30
Semifinals 5 - 8	MEX vs GBR	41-37
Final 1 - 2	AUS vs CAN	27-46
Final 3 - 4	JPN vs NED	48-25
Final 5 - 6	USA vs MEX	64-21
Final 7 - 8	GER vs GBR	43-32

Final Standings

Medal	Rank	Team
GOLD	1	CAN Canada
SILVER	2	AUS Australia
BRONZE	3	JPN Japan
	4	NED Netherlands
	5	USA United States of America
	6	MEX Mexico
	7	GER Germany
	8	GBR Great Britain

PRNWB000001E5.00084A 00102723:15V030

Australia (AUS)

After 5 Matches

No.	Name	G	MIN	MPG	PTS	PPG	Field Goals		2 Points		3 Points		Free Throws		Rebounds			AS	ST	TO	BS	PF
							M/A	%	M/A	%	M/A	%	M/A	%	OR	DR	TOT					
4	ADAMS Julianne	5	130:43	26:08	16	3.2	8/21	38.1	8/20	40.0	0/1	0.0	0/6	0.0	4	6	10	10	1	4	7	
5	MOSELY Alison	5	102:29	20:29	33	6.6	15/53	28.3	15/53	28.3			3/9	33.3	7	17	24	5	8	10	4	9
6	DUNN Melissa	4	19:16	4:49	8	2.0	2/7	28.6	2/7	28.6			4/4	100.0	2	5	7			5		2
7	FARRELL Karen	5	65:30	13:06	1	0.2	0/2	0.0	0/2	0.0			1/2	50.0	4	1	5			2		5
8	ROMEO Nadya	5	91:08	18:13			0/4	0.0	0/4	0.0					1	6	7	1	1	2		7
9	TESCH Liesl	5	180:41	36:08	65	13.0	21/77	27.3	21/73	28.8	0/4	0.0	23/45	51.1	18	41	59	23	11	17	4	14
10	SLANN Sharon	5	46:50	9:22	9	1.8	4/11	36.4	4/11	36.4			1/4	25.0	3	4	7	5		2		1
11	RITCHIE Donna	5	73:04	14:36	6	1.2	3/8	37.5	3/8	37.5					3	7	10		2	3	1	4
12	CARTER Amanda	5	157:30	31:30	43	8.6	20/49	40.8	20/49	40.8			3/9	33.3	8	14	22	8	2	4		5
13	O'NION Lisa	5	37:01	7:24	2	0.4	1/7	14.3	1/7	14.3					2	1	3		2	6		4
14	COGHLAN Paula	5	51:23	10:16	11	2.2	4/22	18.2	4/22	18.2			3/7	42.9	5	11	16	1		8		5
15	WEBB Jane	5	44:25	8:53	3	0.6	1/7	14.3	1/7	14.3			1/2	50.0	3	6	9	7	1	2	1	2
Team/Coach																						
TOTALS					197	39.4	79/268	29.5	79/263	30.0	0/5	0.0	39/88	44.3	60	119	179	60	28	65	10	65
OPPONENTS					153	30.6	65/237	27.4	62/221	28.1	3/16	18.8	20/51	39.2	42	126	168	27	12	94	12	98

	AUS	OPPONENTS
Points from Turnovers	69	37
Points in the Paint	96	74
Second Chance Points	31	12
Fast Break Points	16	6

AVERAGES PER GAME

	AUS	OPPONENTS
Total Field Goals Made	15.8	13.0
2 Points Field Goals Made	15.8	12.4
3 Points Field Goals Made	0.0	0.6
Free Throws Made	7.8	4.0
Offensive Rebounds	12.0	8.4
Deffensive Rebounds	23.8	25.2
Total Rebounds	35.8	33.6
Assists	12.0	5.4
Steals	5.6	2.4
Turnovers	13.0	18.8
Blocked Shots	2.0	2.4
Fouls	13.0	19.6
Points from Turnovers	13.8	7.4
Points in the Paint	19.2	14.8
Second Chance Points	6.2	2.4
Fast Break Points	3.2	1.2

Legend:

G : Games Played	MIN : Minutes Played	MPG : Minutes Played per Game	PTS : Points
PPG : Points per Game	M/A : Made/Attempts	% : Shooting Percentage	OR : Offensive Rebounds
DR : Defensive Rebounds	TOT : Total Rebounds	AS : Assists	ST : Steals
TO : Turnovers	BS : Blocked Shots	PF : Fouls	

FINAL CUMULATIVE STATISTICS FOR AUSTRALIA

PRNWB000001E6.00084A 00102723:15V030

Canada (CAN)

After 5 Matches

No.	Name	G	MIN	MPG	PTS	PPG	Field Goals		2 Points		3 Points		Free Throws		Rebounds			AS	ST	TO	BS	PF
							M/A	%	M/A	%	M/A	%	M/A	%	OR	DR	TOT					
4	KREMPIEN Jennifer	5	100:40	20:08			0/6	0.0	0/6	0.0					2	4	6	5	2	4		8
5	ABBOTT Marni	5	80:56	16:11	4	0.8	2/8	25.0	2/8	25.0					2	4	6	3	1	7		6
6	OHAMA Kendra	5	112:06	22:25	28	5.6	14/28	50.0	14/28	50.0					5	4	9	5	7	7		13
7	PETERS Marnie	5	34:37	6:55	2	0.4	0/5	0.0	0/5	0.0			2/2	100.0	5	5	10	4	1	7		3
8	DEL COLLE Renee	5	105:23	21:04	33	6.6	15/29	51.7	15/29	51.7			3/6	50.0	5	32	37	6	6	14	3	6
9	BENOIT Chantal	5	120:24	24:04	51	10.2	22/54	40.7	21/47	44.7	1/7	14.3	6/21	28.6	13	9	22	10	7	11		5
10	STILWELL Michelle	5	20:20	4:04									0/2	0.0	1	2	3		2	1		2
11	PETTINICCHI Sabrina	5	80:51	16:10	17	3.4	7/20	35.0	7/20	35.0			3/10	30.0	1	4	5	3	2	3		10
12	FERGUSON Tracey	5	104:02	20:48	34	6.8	15/59	25.4	14/47	29.8	1/12	8.3	3/15	20.0	4	3	7	3	3	9	1	6
13	RADKE Lori	4	88:26	22:06	32	8.0	14/29	48.3	14/29	48.3			4/9	44.4	7	21	28	9	7	12	2	9
14	KUTROWSKI Linda	5	113:20	22:40	20	4.0	8/17	47.1	8/17	47.1			4/8	50.0	6	18	24	10	4	7	3	7
15	KELLY Jo	5	38:55	7:47	12	2.4	5/11	45.5	5/11	45.5			2/7	28.6	2	9	11	1	1	5		2
Team/Coach																						
TOTALS					233	46.6	102/266	38.3	100/247	40.5	2/19	10.5	27/80	33.8	53	115	168	59	43	87	9	77
OPPONENTS					136	27.2	57/210	27.1	56/203	27.6	1/7	14.3	21/72	29.2	41	109	150	31	21	135	4	98

AVERAGES PER GAME

	CAN	OPPONENTS
Points from Turnovers	98	34
Points in the Paint	158	66
Second Chance Points	33	13
Fast Break Points	48	20

	CAN	OPPONENTS
Total Field Goals Made	20.4	11.4
2 Points Field Goals Made	20.0	11.2
3 Points Field Goals Made	0.4	0.2
Free Throws Made	5.4	4.2
Offensive Rebounds	10.6	8.2
Deffensive Rebounds	23.0	21.8
Total Rebounds	33.6	30.0
Assists	11.8	6.2
Steals	8.6	4.2
Turnovers	17.4	27.0
Blocked Shots	1.8	0.8
Fouls	15.4	19.6
Points from Turnovers	19.6	6.8
Points in the Paint	31.6	13.2
Second Chance Points	6.6	2.6
Fast Break Points	9.6	4.0

Legend:

G : Games Played	MIN : Minutes Played	MPG : Minutes Played per Game	PTS : Points
PPG : Points per Game	M/A : Made/Attempts	% : Shooting Percentage	OR : Offensive Rebounds
DR : Defensive Rebounds	TOT : Total Rebounds	AS : Assists	ST : Steals
TO : Turnovers	BS : Blocked Shots	PF : Fouls	

FINAL CUMULATIVE STATISTICS FOR CANADA

PRNWB000001E7.00084B 00102723:16V070

Name	G		PTS	PPG	Field Goals		2 Points		3 Points		Free Throws		Rebounds					AS	ST	TO	BS	PF
					M/A	%	M/A	%	M/A	%	M/A	%	OR	DR	TOT							
Australia (AUS)	5	For	197	39.4	79/268	29.5	79/263	30.0	0/5	0.0	39/88	44.3	60	119	179	60	28	65	10	65		
		Agn	153	30.6	65/237	27.4	62/221	28.1	3/16	18.8	20/51	39.2	42	126	168	27	12	94	12	98		
Canada (CAN)	5	For	233	46.6	102/266	38.3	100/247	40.5	2/19	10.5	27/80	33.8	53	115	168	59	43	87	9	77		
		Agn	136	27.2	57/210	27.1	56/203	27.6	1/7	14.3	21/72	29.2	41	109	150	31	21	135	4	98		
Great Britain (GBR)	5	For	132	26.4	56/216	25.9	56/211	26.5	0/5	0.0	20/78	25.6	50	126	176	40	12	122	10	88		
		Agn	219	43.8	90/284	31.7	88/277	31.8	2/7	28.6	37/97	38.1	68	112	180	52	25	68	8	84		
Germany (GER)	5	For	195	39.0	78/284	27.5	74/269	27.5	4/15	26.7	35/83	42.2	59	118	177	46	14	89	2	123		
		Agn	225	45.0	87/258	33.7	86/250	34.4	1/8	12.5	50/123	40.7	64	138	202	45	23	103	15	101		
Japan (JPN)	5	For	232	46.4	96/240	40.0	95/235	40.4	1/5	20.0	39/96	40.6	31	149	180	61	19	89	8	92		
		Agn	212	42.4	91/317	28.7	89/297	30.0	2/20	10.0	28/65	43.1	61	114	175	55	21	62	1	97		
Mexico (MEX)	5	For	176	35.2	72/259	27.8	72/248	29.0	0/11	0.0	32/88	36.4	50	110	160	41	24	117	6	113		
		Agn	262	52.4	111/293	37.9	110/287	38.3	1/6	16.7	39/126	31.0	88	137	225	75	27	102	4	95		
Netherlands (NED)	5	For	153	30.6	68/237	28.7	66/225	29.3	2/12	16.7	15/62	24.2	43	126	169	37	10	85	10	94		
		Agn	175	35.0	74/253	29.2	73/238	30.7	1/15	6.7	26/68	38.2	43	120	163	55	28	64	6	75		
United States of America (USA)	5	For	234	46.8	100/327	30.6	97/306	31.7	3/21	14.3	31/85	36.5	92	131	223	50	22	62	5	84		
		Agn	170	34.0	76/245	31.0	75/231	32.5	1/14	7.1	17/58	29.3	31	138	169	54	15	88	10	88		
TOTALS FOR ALL TEAMS					651/2097	31.0	639/2004	31.9	12/93	12.9	238/660	36.1	438	994	1432	394	172	716	60	736		

Wheelchair Basketball

Wheelchair Basketball

Wheelchair Basketball

Wheelchair Basketball

Legend:

G : Games Played **Agn** : Against **PF** : Fouls **PTS** : Points
PPG : Points per Game **M/A** : Made/Attempts **%** : Shooting Percentage **OR** : Offensive Rebounds
DR : Defensive Rebounds **TOT** : Total Rebounds **AS** : Assists **ST** : Steals
TO : Turnovers **BS** : Blocked Shots

PRNWB000001E8.00085A 00102723:17V070

TOTAL FIELD GOALS %				
Rk	Team	G	M/A	%
1	JPN	5	96/240	40.0%
2	CAN	5	102/266	38.3%
3	USA	5	100/327	30.6%
4	AUS	5	79/268	29.5%
5	NED	5	68/237	28.7%
6	MEX	5	72/259	27.8%
7	GER	5	78/284	27.5%
8	GBR	5	56/216	25.9%

2 POINTS FIELD GOALS %				
Rk	Team	G	M/A	%
1	CAN	5	100/247	40.5%
2	JPN	5	95/235	40.4%
3	USA	5	97/306	31.7%
4	AUS	5	79/263	30.0%
5	NED	5	66/225	29.3%
6	MEX	5	72/248	29.0%
7	GER	5	74/269	27.5%
8	GBR	5	56/211	26.5%

3 POINTS FIELD GOALS %				
Rk	Team	G	M/A	%
1	GER	5	4/15	26.7%
2	JPN	5	1/5	20.0%
3	NED	5	2/12	16.7%
4	USA	5	3/21	14.3%
5	CAN	5	2/19	10.5%

FREE THROWS %				
Rk	Team	G	M/A	%
1	AUS	5	39/88	44.3%
2	GER	5	35/83	42.2%
3	JPN	5	39/96	40.6%
4	USA	5	31/85	36.5%
5	MEX	5	32/88	36.4%
6	CAN	5	27/80	33.8%
7	GBR	5	20/78	25.6%
8	NED	5	15/62	24.2%

POINTS FOR				
Rk	Team	G	Total	Avg
1	USA	5	234	46.8
2	CAN	5	233	46.6
3	JPN	5	232	46.4
4	AUS	5	197	39.4
5	GER	5	195	39.0
6	MEX	5	176	35.2
7	NED	5	153	30.6
8	GBR	5	132	26.4

POINTS AGAINST				
Rk	Team	G	Total	Avg
1	CAN	5	136	27.2
2	AUS	5	153	30.6
3	USA	5	170	34.0
4	NED	5	175	35.0
5	JPN	5	212	42.4
6	GBR	5	219	43.8
7	GER	5	225	45.0
8	MEX	5	262	52.4

REBOUNDS						
Rk	Team	G	Off	Def	Total	Avg
1	USA	5	92	131	223	44.6
2	JPN	5	31	149	180	36.0
3	AUS	5	60	119	179	35.8
4	GER	5	59	118	177	35.4
5	GBR	5	50	126	176	35.2
6	NED	5	43	126	169	33.8
7	CAN	5	53	115	168	33.6
8	MEX	5	50	110	160	32.0

ASSISTS				
Rk	Team	G	Total	Avg
1	JPN	5	61	12.2
2	AUS	5	60	12.0
3	CAN	5	59	11.8
4	USA	5	50	10.0
5	GER	5	46	9.2
6	MEX	5	41	8.2
7	GBR	5	40	8.0
8	NED	5	37	7.4

STEALS				
Rk	Team	G	Total	Avg
1	CAN	5	43	8.6
2	AUS	5	28	5.6
3	MEX	5	24	4.8
4	USA	5	22	4.4
5	JPN	5	19	3.8
6	GER	5	14	2.8
7	GBR	5	12	2.4
8	NED	5	10	2.0

TURNOVERS				
Rk	Team	G	Total	Avg
1	GBR	5	122	24.4
2	MEX	5	117	23.4
3	GER	5	89	17.8
	JPN	5	89	17.8
5	CAN	5	87	17.4
6	NED	5	85	17.0
7	AUS	5	65	13.0
8	USA	5	62	12.4

BLOCKED SHOTS				
Rk	Team	G	Total	Avg
1	AUS	5	10	2.0
	GBR	5	10	2.0
	NED	5	10	2.0
4	CAN	5	9	1.8
5	JPN	5	8	1.6
6	MEX	5	6	1.2
7	USA	5	5	1.0
8	GER	5	2	0.4

FOULS				
Rk	Team	G	Total	Avg
1	GER	5	123	24.6
2	MEX	5	113	22.6
3	NED	5	94	18.8
4	JPN	5	92	18.4
5	GBR	5	88	17.6
6	USA	5	84	16.8
7	CAN	5	77	15.4
8	AUS	5	65	13.0

Legend:
G : Games Played **M/A** : Made Attempts % : Shooting Percentage **Avg** : Average per Game
Off : Offensive Rebounds **Def** : Defensive Rebounds **Rk** : Rank

TEAM RANKING AT CONCLUSION OF COMPETITION

PRNWB000001E9.00027 00102808:09V020

TEST MESSAGE FROM WB AT SSD

PRNWB000001EA.00074A 00102808:39V010

MN	ROUND	DATE	TIME	LOCATION	TEAM	TEAM	1ST T.	2ND T.	TOTAL
9	Preliminary Group A	20 OCT 2000	14:15	Sydney SuperDome	USA	GBR	36-12	22-18	58-30
10	Preliminary Group A		16:15	Sydney SuperDome	AUS	NED	17-10	21-16	38-26
15	Preliminary Group A	21 OCT 2000	9:30	Sydney SuperDome	USA	NED	18-18	8-27	26-45
16	Preliminary Group B		11:30	Sydney SuperDome	CAN	MEX	37-14	23-14	60-28
21	Preliminary Group B		19:00	Sydney SuperDome	JPN	GER	29-19	33-33	62-52
23	Preliminary Group A		21:00	Sydney SuperDome	AUS	GBR	17-6	26-6	43-12
28	Preliminary Group A	22 OCT 2000	14:15	The Dome	NED	GBR	15-13	19-8	34-21
30	Preliminary Group B		16:15	The Dome	JPN	MEX	30-14	27-27	57-41
32	Preliminary Group B		19:00	The Dome	CAN	GER	12-14	24-12	36-26
34	Preliminary Group A		21:00	The Dome	AUS	USA	21-10	23-26	44-36
35	Preliminary Group B	23 OCT 2000	9:30	Sydney SuperDome	GER	MEX	15-17	29-28	44-45
39	Preliminary Group B		14:15	Sydney SuperDome	CAN	JPN	30-14	19-18	49-32
47	Semifinals 1-4	25 OCT 2000	19:00	Sydney SuperDome	AUS	JPN	17-16	28-17	45-33
48	Semifinals 1-4		21:00	Sydney SuperDome	CAN	NED	17-19	25-4	42-23
49	Semifinals 5-8	26 OCT 2000	9:30	Sydney SuperDome	USA	GER	19-10	31-20	50-30
50	Semifinals 5-8		11:30	Sydney SuperDome	MEX	GBR	18-14	23-23	41-37
57	7th-8th Place	27 OCT 2000	14:30	Sydney SuperDome	GER	GBR	15-18	28-14	43-32
58	5th-6th Place		16:30	Sydney SuperDome	USA	MEX	36-15	28-6	64-21
59	Bronze Medal		19:30	Sydney SuperDome	JPN	NED	27-17	21-8	48-25
60	Gold Medal		21:30	Sydney SuperDome	AUS	CAN	13-23	14-23	27-46

Wheelchair Basketball

Wheelchair Basketball

Wheelchair Basketball

Wheelchair Basketball

PRNWB000001EB.00074A 00102808:39V010

MN	ROUND	DATE	TIME	LOCATION	TEAM	TEAM	1ST T.	2ND T.	Extra T.	TOTAL
1	Preliminary Group A	19 OCT 2000	9:30	Sydney SuperDome	MEX	CAN	18-25	15-36		33-61
2	Preliminary Group B		11:30	Sydney SuperDome	KOR	NED	21-44	27-39		48-83
3	Preliminary Group B		14:15	Sydney SuperDome	JPN	AUS	22-24	14-40		36-64
4	Preliminary Group A		16:15	Sydney SuperDome	GBR	GER	29-18	32-25		61-43
5	Preliminary Group B		19:00	Sydney SuperDome	SWE	FRA	28-23	22-28		50-51
6	Preliminary Group A		21:00	Sydney SuperDome	RSA	USA	7-58	18-39		25-97
7	Preliminary Group B	20 OCT 2000	9:30	Sydney SuperDome	NED	JPN	33-26	29-26		62-52
8	Preliminary Group B		11:30	Sydney SuperDome	SWE	KOR	17-27	31-21	9-7	57-55
11	Preliminary Group A		19:00	Sydney SuperDome	CAN	GBR	21-18	34-32		55-50
12	Preliminary Group A	21 OCT 2000	19:00	The Dome	USA	MEX	30-18	30-26		60-44
13	Preliminary Group B		21:00	Sydney SuperDome	AUS	FRA	26-32	28-31		54-63
14	Preliminary Group A		21:00	The Dome	GER	RSA	61-12	52-15		113-27
17	Preliminary Group B		14:15	Sydney SuperDome	FRA	JPN	36-22	31-22		67-44
18	Preliminary Group A	22 OCT 2000	14:15	The Dome	RSA	CAN	9-40	16-45		25-85
19	Preliminary Group A		16:15	Sydney SuperDome	GER	USA	28-32	18-26		46-58
20	Preliminary Group B		16:15	The Dome	KOR	AUS	19-42	14-35		33-77
22	Preliminary Group A		19:00	The Dome	GBR	MEX	42-32	28-26		70-58
24	Preliminary Group B		21:00	The Dome	SWE	NED	13-25	32-37		45-62
25	Preliminary Group A		9:30	Sydney SuperDome	MEX	RSA	51-14	32-20		83-34
26	Preliminary Group B	23 OCT 2000	11:30	Sydney SuperDome	NED	FRA	36-26	40-25		76-51
27	Preliminary Group A		14:15	Sydney SuperDome	USA	GBR	35-26	28-37	11-2	74-65
29	Preliminary Group B		16:15	Sydney SuperDome	SWE	AUS	26-38	28-31		54-69
31	Preliminary Group B		19:00	Sydney SuperDome	JPN	KOR	31-23	33-20		64-43
33	Preliminary Group A	25 OCT 2000	21:00	Sydney SuperDome	CAN	GER	42-23	26-20		68-43
36	Preliminary Group B		9:30	The Dome	KOR	FRA	29-23	19-42		48-65
37	Preliminary Group A		11:30	Sydney SuperDome	MEX	GER	24-29	32-40		56-69
38	Preliminary Group B		11:30	The Dome	SWE	JPN	29-28	31-15		60-43
40	Preliminary Group A		16:15	Sydney SuperDome	RSA	GBR	9-39	23-44		32-83
41	Preliminary Group A		19:00	Sydney SuperDome	CAN	USA	31-26	27-19		58-45
42	Preliminary Group B	26 OCT 2000	21:00	Sydney SuperDome	AUS	NED	28-25	19-23		47-48
43	Quarterfinals		9:30	Sydney SuperDome	CAN	SWE	40-21	33-18		73-39
44	Quarterfinals		11:30	Sydney SuperDome	FRA	GBR	26-30	30-37		56-67
45	Quarterfinals	26 OCT 2000	14:15	Sydney SuperDome	USA	AUS	35-33	27-21		62-54
46	Quarterfinals		16:15	Sydney SuperDome	NED	GER	34-26	38-40		72-66
51	Semifinals 9-12	26 OCT 2000	14:15	Sydney SuperDome	MEX	KOR	38-26	32-30		70-56
52	Semifinals 9-12		16:15	Sydney SuperDome	JPN	RSA	45-18	36-11		81-29

Wheelchair Basketball

Wheelchair Basketball

Wheelchair Basketball

Wheelchair Basketball

MN	ROUND	DATE	TIME	LOCATION	TEAM	TEAM	1ST T.	2ND T.	Extra T.	TOTAL
53	Semifinals 1-4	26 OCT 2000	19:00	Sydney SuperDome	CAN	GBR	34-23	32-28		66-51
54	Semifinals 1-4		21:00	Sydney SuperDome	USA	NED	22-36	40-27		62-63
55	Semifinals 5-8	27 OCT 2000	9:30	Sydney SuperDome	SWE	FRA	31-35	43-40		74-75
56	Semifinals 5-8		11:30	Sydney SuperDome	AUS	GER	27-29	34-24		61-53

PRNWB000001EC.00073 00102810:08V010

MEN

11TH-12TH PLACE

MATCH RESULTS



SAT 28 OCT 2000

SYDNEY SUPERDOME

Match No: 61

KOR 37 vs 25 RSA

Start Time: 9:30

Attendance:

Referees: BEHRE Christofer (SWE)
SUGIYAMA Kaneyoshi (JPN)

BHANIA Balwant (GBR)

FIRST HALF

Scoring by 5 min intervals: **KOR**
RSA

7	15	27	37
2	8	16	25

Korea (KOR)

No.	Name	MIN	PTS	Field Goals		2 Points		3 Points		Free Throws		Rebounds			AS	ST	TO	BS	PF
				M/A	%	M/A	%	M/A	%	M/A	%	OR	DR	TOT					
* 4	KIM Ho-Yong	13:47	9	4/7	57.1	4/7	57.1			1/2	50.0	2	4	6			1	1	
5	KIM Jung-Seob	03:08																	
* 6	KO Kwang-Yub	11:05		0/1	0.0	0/1	0.0										1		
7	HAN Jin-Hee	08:55	4	2/2	100.0	2/2	100.0												1
* 8	IM Chan-Kuw	20:00	7	2/7	28.6	2/6	33.3	0/1	0.0	3/6	50.0	1		1	5	1	1		2
9	PARK Sea-Kyun																		
* 10	HAN Sa-Hyun	20:00	7	3/7	42.9	3/7	42.9			1/2	50.0	2		2	2		2		2
11	KIM Chul-Soo																		
12	KANG Hee-Joon																		
13	YANG Hun-Mo																		
14	KIM Young-Duk	03:05	4	2/3	66.7	2/3	66.7										1	1	1
* 15	KIM Ji-Nam	20:00	6	2/5	40.0	2/5	40.0			2/3	66.7	2	4	6	1	1	1		3
Team Coach																			
TOTALS			37	15/32	46.9	15/31	48.4	0/1	0.0	7/13	53.8	7	8	15	8	3	7	1	9
Coach		IN-CHUL Shin																	
Assistant Coach																			

South Africa (RSA)

No.	Name	MIN	PTS	Field Goals		2 Points		3 Points		Free Throws		Rebounds			AS	ST	TO	BS	PF
				M/A	%	M/A	%	M/A	%	M/A	%	OR	DR	TOT					
* 4	HARTNICK Shaun	14:57											1	1					3
5	OHN Aye Htun																		
6	FLEISER Leon	05:03		0/1	0.0	0/1	0.0												
7	WILLIAMS Ralph	02:13	1							1/2	50.0								1
* 8	PAPENFUS Marius	17:47													2	1	4		
9	WESSELS Duggie																		
* 10	OESCHGER Kobus	20:00	6	3/7	42.9	3/7	42.9					1		1	1		5		2
11	HOUSTON James	02:50	2	1/2	50.0	1/2	50.0												
* 12	MANYANA Buntu	17:10	8	4/7	57.1	4/7	57.1			0/4	0.0	1	3	4	2		3		3
13	WAITES Grant	13:02	6	3/4	75.0	3/4	75.0					1	3	4			1		1
14	NORTJE Richard																		
* 15	VICTOR Joppie	06:58	2	1/3	33.3	1/3	33.3					2	3	5		1	2	1	
Team Coach																			
TOTALS			25	12/24	50.0	12/24	50.0			1/6	16.7	5	10	15	5	2	15	1	10
Coach		MOORGAS Shawn																	
Assistant Coach		MOORGAS Craig MOKONE Simon																	

	KOR	RSA
Points from Turnovers:	12	6
Biggest Lead:	12 (29-17)	2 (2-0)
Second Chance Points:	2	8
Lead Changes:	1	

	KOR	RSA
Points in the Paint:	26	20
Biggest Scoring Run:	11-0 (11-2)	6-1 (8-12)
Fast Break Points:	16	4
Times Tied:	1	

Legend:

MIN : Minutes Played M/A : Made/Attempts % : Shooting Percentage OR : Offensive Rebounds
 DR : Defensive Rebounds TOT : Total Rebounds AS : Assist ST : Steals
 TO : Turnovers BS : Blocked Shots PF : Fouls PTS : Points
 HF : Half of Time OT : Over Time * : Starting/Initial

PRNWB000001ED.00069 00102810:59V010

Match No: 61

KOR 75 vs 42 RSA

Start Time: 9:30

Attendance: 5981

Referees: BEHRE Christofer (SWE)
SUGIYAMA Kaneyoshi (JPN)

BHANIA Balwant (GBR)

Scoring by 5 min intervals:	KOR RSA	1.HF				2.HF			
		7	15	27	37	47	54	64	75
		2	8	16	25	27	31	36	42

Time	Score	Korea		Action	South Africa		Time	Score	Korea		Action	South Africa	
		FIRST HALF			FIRST HALF								
20:00		4 - KIM Ho-Yong		Player IN			15:08	7-2	10 - HAN Sa-Hyun		Free Th. MADE		
20:00		6 - KO Kwang-Yub		Player IN			14:57		14 - KIM Young-Duk		Steal		
20:00		8 - IM Chan-Kuw		Player IN			14:56				Turnover	8 - PAPANFUS Marius	
20:00		10 - HAN Sa-Hyun		Player IN			14:51		Korea		Fast Break		
20:00		15 - KIM Ji-Nam		Player IN			14:50	9-2	14 - KIM Young-Duk		2 Pt. in the paint		
20:00				Player IN		15 - VICTOR Joppie	14:50		10 - HAN Sa-Hyun		Assist		
20:00				Player IN		12 - MANYANA Buntu	14:41				2 Pt. Miss	12 - MANYANA Buntu	
20:00				Player IN		10 - OESCHGER Kobus	14:38		15 - KIM Ji-Nam		Defens.Rebound		
20:00				Player IN		8 - PAPANFUS Marius	14:11		6 - KO Kwang-Yub		2 Pt. Miss		
20:00				Player IN		4 - HARTNICK Shaun	14:07		10 - HAN Sa-Hyun		Offens.Rebound		
19:49				Offensive Foul		10 - OESCHGER Kobus (P1,T1)	14:05		14 - KIM Young-Duk		2 Pt. Miss		
19:49				Turnover		10 - OESCHGER Kobus	14:03				Defens.Rebound	15 - VICTOR Joppie	
19:37		8 - IM Chan-Kuw		2 Pt. Miss			13:44				2 Pt. Miss	10 - OESCHGER Kobus	
19:35		4 - KIM Ho-Yong		Offens.Rebound			13:42				Offens.Rebound	15 - VICTOR Joppie	
19:35		4 - KIM Ho-Yong		2 Pt. Miss			13:42				2 Pt. Miss	15 - VICTOR Joppie	
19:35		4 - KIM Ho-Yong		Offens.Rebound			13:41		15 - KIM Ji-Nam		Defens.Rebound		
19:33		4 - KIM Ho-Yong		2 Pt. Miss			13:33		Korea		Fast Break		
19:28		8 - IM Chan-Kuw		Offens.Rebound			13:30	11-2	14 - KIM Young-Duk		2 Pt. in the paint		
19:25		15 - KIM Ji-Nam		Turnover			13:30		8 - IM Chan-Kuw		Assist		
19:23				Turnover		10 - OESCHGER Kobus	13:20				2 Pt. Miss	12 - MANYANA Buntu	
19:07		10 - HAN Sa-Hyun		Turnover			13:18				Offens.Rebound	10 - OESCHGER Kobus	
18:58				2 Pt. Miss		10 - OESCHGER Kobus	13:18	11-4			Tap MADE	10 - OESCHGER Kobus	
18:55		4 - KIM Ho-Yong		Defens.Rebound			13:02		14 - KIM Young-Duk (P1,T2)		Offensive Foul		
18:46		10 - HAN Sa-Hyun		2 Pt. Miss			13:02		14 - KIM Young-Duk		Turnover		
18:42				Block Shot		15 - VICTOR Joppie	13:02				Player OUT	15 - VICTOR Joppie	
18:41				Defens.Rebound		15 - VICTOR Joppie	13:02				Player IN	13 - WAITES Grant	
18:33				2 Pt. Miss		12 - MANYANA Buntu	12:54		10 - HAN Sa-Hyun (P2,T3)		Foul		
18:31				Offens.Rebound		15 - VICTOR Joppie	12:54				Free Th. Miss	12 - MANYANA Buntu	
18:31	0-2			Tap MADE		15 - VICTOR Joppie	12:54				Free Th. Miss	12 - MANYANA Buntu	
18:17		Korea		Fast Break			12:43				Foul	4 - HARTNICK Shaun (P3,T5)	
18:14		8 - IM Chan-Kuw		2 Pt. in the paint			12:43		8 - IM Chan-Kuw		Free Th. Miss		
18:03				Turnover		15 - VICTOR Joppie	12:43		8 - IM Chan-Kuw		Free Th. Miss		
17:39		15 - KIM Ji-Nam		2 Pt. Miss			12:38		15 - KIM Ji-Nam		Offens.Rebound		
17:37				Defens.Rebound		15 - VICTOR Joppie	12:24		10 - HAN Sa-Hyun		Turnover		
17:30				Turnover		10 - OESCHGER Kobus	12:14				Fast Break	South Africa	
17:10				Foul		12 - MANYANA Buntu (P1,T2)	12:10	11-6			2 Pt. in the paint	12 - MANYANA Buntu	
16:42		4 - KIM Ho-Yong		2 Pt. MADE			12:10				Assist	10 - OESCHGER Kobus	
16:32				Turnover		8 - PAPANFUS Marius	12:03				Foul	13 - WAITES Grant (P1,T6)	
16:32				Foul		4 - HARTNICK Shaun (P1,T3)	12:03		14 - KIM Young-Duk		Player OUT		
16:25		8 - IM Chan-Kuw		2 Pt. Miss			12:03		5 - KIM Jung-Seob		Player IN		
16:23				Defens.Rebound		12 - MANYANA Buntu	12:03		15 - KIM Ji-Nam		Free Th. Miss		
16:19		10 - HAN Sa-Hyun (P1,T1)		Foul			12:03	12-6	15 - KIM Ji-Nam		Free Th. MADE		
16:02		15 - KIM Ji-Nam		Steal			11:57		8 - IM Chan-Kuw (P1,T4)		Foul		
16:00				Turnover		8 - PAPANFUS Marius	11:49				2 Pt. Miss	13 - WAITES Grant	
15:54				Steal		15 - VICTOR Joppie	11:47				Offens.Rebound	12 - MANYANA Buntu	
15:53		6 - KO Kwang-Yub		Turnover			11:47				Tap MADE	12 - MANYANA Buntu	
15:48				Turnover		15 - VICTOR Joppie	11:25		10 - HAN Sa-Hyun		2 Pt. Miss		
15:40				Fast Break			11:21				Defens.Rebound	4 - HARTNICK Shaun	
15:38		4 - KIM Ho-Yong		2 Pt. in the paint			11:16				Turnover	12 - MANYANA Buntu	
15:38		8 - IM Chan-Kuw		Assist			11:16		Korea		Time Out		
15:28				2 Pt. Miss		15 - VICTOR Joppie	10:57	14-8	15 - KIM Ji-Nam		2 Pt. in the paint		
15:23		15 - KIM Ji-Nam		Defens.Rebound			10:57				Foul	12 - MANYANA Buntu (P2,T7)	
15:08				Foul		4 - HARTNICK Shaun (P2,T4)	10:57		15 - KIM Ji-Nam		Free Th. MADE		
15:08				Time Out		South Africa	10:37				Turnover	12 - MANYANA Buntu	
15:08		4 - KIM Ho-Yong		Player OUT			10:25		15 - KIM Ji-Nam		2 Pt. Miss		
15:08		14 - KIM Young-Duk		Player IN			10:22				Defens.Rebound	13 - WAITES Grant	
15:08		10 - HAN Sa-Hyun		Free Th. Miss			10:22		15 - KIM Ji-Nam (P1,T5)		Foul		

Wheelchair Basketball

Time	Score	Korea	Action	South Africa	Time	Score	Korea	Action	South Africa
FIRST HALF					FIRST HALF				
10:10			Turnover	10 - OESCHGER Kobus	3:04		15 - KIM Ji-Nam	2 Pt. Miss	
9:41			Steal	8 - PAPANFUS Marius	3:01			Defens.Rebound	13 - WAITES Grant
9:40		8 - IM Chan-Kuw	Turnover		2:52			2 Pt. Miss	11 - HOUSTON James
9:34	15-10		2 Pt. MADE	12 - MANYANA Buntu	2:50		4 - KIM Ho-Yong	Block Shot	
9:07		10 - HAN Sa-Hyun	2 Pt. Miss		2:48		4 - KIM Ho-Yong	Defens.Rebound	
9:05			Defens.Rebound	12 - MANYANA Buntu	2:46		Korea	Fast Break	
8:55		8 - IM Chan-Kuw (P2,T6)	Foul		2:43	33-21	10 - HAN Sa-Hyun	2 Pt. in the paint	
8:55		5 - KIM Jung-Seob	Player OUT		2:31			Turnover	13 - WAITES Grant
8:55		6 - KO Kwang-Yub	Player OUT		2:26		4 - KIM Ho-Yong	Turnover	
8:55		4 - KIM Ho-Yong	Player IN		2:15	33-23		2 Pt. in the paint	13 - WAITES Grant
8:55		7 - HAN Jin-Hee	Player IN		1:59			Foul	10 - OESCHGER Kobus (P2,T10)
8:41	15-12		2 Pt. MADE	10 - OESCHGER Kobus	1:59			Player OUT	6 - FLEISER Leon
8:27		Korea	Fast Break		1:59			Player OUT	11 - HOUSTON James
8:26	17-12	15 - KIM Ji-Nam	2 Pt. in the paint		1:59			Player IN	4 - HARTNICK Shaun
8:26		8 - IM Chan-Kuw	Assist		1:59			Player IN	12 - MANYANA Buntu
8:12		15 - KIM Ji-Nam (P2,T7)	Foul		1:59	34-23	8 - IM Chan-Kuw	Free Th. MADE	
7:59	17-14		2 Pt. in the paint	13 - WAITES Grant	1:59	35-23	8 - IM Chan-Kuw	Free Th. MADE	
7:59			Assist	12 - MANYANA Buntu	1:43	35-25		2 Pt. in the paint	12 - MANYANA Buntu
7:44		Korea	Fast Break		1:12		8 - IM Chan-Kuw	2 Pt. Miss	
7:41	19-14	7 - HAN Jin-Hee	2 Pt. MADE		1:10		10 - HAN Sa-Hyun	Offens.Rebound	
7:33		8 - IM Chan-Kuw	Steal		1:08		4 - KIM Ho-Yong	2 Pt. Miss	
7:32			Turnover	8 - PAPANFUS Marius	1:06		15 - KIM Ji-Nam	Offens.Rebound	
7:29	21-14	7 - HAN Jin-Hee	2 Pt. in the paint		0:47		10 - HAN Sa-Hyun	2 Pt. Miss	
7:22			Turnover	10 - OESCHGER Kobus	0:31	37-25	8 - IM Chan-Kuw	2 Pt. in the paint	
7:11	23-14	4 - KIM Ho-Yong	2 Pt. in the paint		0:31		15 - KIM Ji-Nam	Assist	
7:02			Player OUT	4 - HARTNICK Shaun	0:22			Turnover	12 - MANYANA Buntu
7:02			Player OUT	8 - PAPANFUS Marius	0:05		8 - IM Chan-Kuw	2 Pt. Miss	
7:02			Player IN	6 - FLEISER Leon	0:02			Defens.Rebound	12 - MANYANA Buntu
7:02			Player IN	7 - WILLIAMS Ralph					
6:35			2 Pt. Miss	10 - OESCHGER Kobus					
6:32		15 - KIM Ji-Nam	Defens.Rebound		20:00			Player IN	4 - HARTNICK Shaun
6:25	25-14	4 - KIM Ho-Yong	2 Pt. in the paint		20:00			Player IN	8 - PAPANFUS Marius
6:25		10 - HAN Sa-Hyun	Assist		20:00			Player IN	10 - OESCHGER Kobus
6:15			Fast Break	South Africa	20:00			Player IN	12 - MANYANA Buntu
6:13	25-16		2 Pt. in the paint	13 - WAITES Grant	20:00		4 - KIM Ho-Yong	Player IN	13 - WAITES Grant
6:13			Assist	12 - MANYANA Buntu	20:00		8 - IM Chan-Kuw	Player IN	
5:47		8 - IM Chan-Kuw	3 Pt. Miss		20:00		6 - KO Kwang-Yub	Player IN	
5:43			Defens.Rebound	13 - WAITES Grant	20:00		10 - HAN Sa-Hyun	Player IN	
5:36		7 - HAN Jin-Hee (P1,T8)	Foul		20:00		15 - KIM Ji-Nam	Player IN	
5:36			Free Th. Miss	12 - MANYANA Buntu	19:39		15 - KIM Ji-Nam	Steal	
5:36			Free Th. Miss	12 - MANYANA Buntu	19:37			Turnover	10 - OESCHGER Kobus
5:33		4 - KIM Ho-Yong	Defens.Rebound		19:30		4 - KIM Ho-Yong	2 Pt. Miss	
5:29			Foul	7 - WILLIAMS Ralph (P1,T8)	19:29		8 - IM Chan-Kuw	Offens.Rebound	
5:29		8 - IM Chan-Kuw	Free Th. Miss		19:26	39-25	15 - KIM Ji-Nam	2 Pt. in the paint	
5:29	26-16	8 - IM Chan-Kuw	Free Th. MADE		19:13			Turnover	8 - PAPANFUS Marius
5:08			2 Pt. Miss	6 - FLEISER Leon	18:57	41-25	15 - KIM Ji-Nam	2 Pt. in the paint	
5:06		4 - KIM Ho-Yong	Defens.Rebound		18:39		10 - HAN Sa-Hyun	Steal	
5:04			Foul	12 - MANYANA Buntu (P3,T9)	18:38			Turnover	10 - OESCHGER Kobus
5:04		4 - KIM Ho-Yong	Free Th. Miss		18:31		4 - KIM Ho-Yong (P1,T1)	Offensive Foul	
5:04	27-16	4 - KIM Ho-Yong	Free Th. MADE		18:31		4 - KIM Ho-Yong	Turnover	
4:49		15 - KIM Ji-Nam (P3,T9)	Foul		18:31		6 - KO Kwang-Yub	Player OUT	
4:49			Player OUT	12 - MANYANA Buntu	18:31		7 - HAN Jin-Hee	Player IN	
4:49			Player IN	11 - HOUSTON James	18:17			2 Pt. Miss	8 - PAPANFUS Marius
4:49			Free Th. Miss	7 - WILLIAMS Ralph	18:16			Offens.Rebound	12 - MANYANA Buntu
4:49	27-17		Free Th. MADE	7 - WILLIAMS Ralph	18:16	41-27		Tap MADE	12 - MANYANA Buntu
4:49			Player OUT	7 - WILLIAMS Ralph	17:41		7 - HAN Jin-Hee	Turnover	
4:49			Player IN	8 - PAPANFUS Marius	17:37			Turnover	13 - WAITES Grant
4:35	29-17	10 - HAN Sa-Hyun	2 Pt. in the paint		17:29		Korea	Fast Break	
4:35		8 - IM Chan-Kuw	Assist		17:29	43-27	10 - HAN Sa-Hyun	2 Pt. in the paint	
4:13			2 Pt. Miss	10 - OESCHGER Kobus	17:29		7 - HAN Jin-Hee	Assist	
4:10			Offens.Rebound	13 - WAITES Grant	17:21			Turnover	10 - OESCHGER Kobus
4:05	29-19		2 Pt. in the paint	11 - HOUSTON James	17:20		15 - KIM Ji-Nam	Steal	
4:05			Assist	8 - PAPANFUS Marius	17:04		8 - IM Chan-Kuw	2 Pt. Miss	
3:46		Korea	Fast Break		16:59		15 - KIM Ji-Nam	Offens.Rebound	
3:46	31-19	10 - HAN Sa-Hyun	2 Pt. in the paint		16:55		7 - HAN Jin-Hee	Turnover	
3:46		8 - IM Chan-Kuw	Assist		16:31			2 Pt. Miss	12 - MANYANA Buntu
3:46			Time Out	South Africa	16:26			Offens.Rebound	4 - HARTNICK Shaun
3:28	31-21		2 Pt. in the paint	10 - OESCHGER Kobus	16:12		8 - IM Chan-Kuw	Steal	
3:28			Assist	8 - PAPANFUS Marius	16:11			Turnover	10 - OESCHGER Kobus

Wheelchair Basketball

Wheelchair Basketball

Wheelchair Basketball

Wheelchair Basketball

Time	Score	Korea	Action	South Africa	Time	Score	Korea	Action	South Africa
SECOND HALF					SECOND HALF				
16:05		10 - HAN Sa-Hyun	2 Pt. Miss		10:04		7 - HAN Jin-Hee	Steal	
16:03		4 - KIM Ho-Yong	Offens.Rebound		10:03			Turnover	7 - WILLIAMS Ralph
16:03	45-27	4 - KIM Ho-Yong	Tap MADE		10:03		Korea	Fast Break	
16:00			Time Out	South Africa	10:00	54-31	4 - KIM Ho-Yong	2 Pt. in the paint	
15:40			Turnover	10 - OESCHGER Kobus	10:00		7 - HAN Jin-Hee	Assist	
15:28		4 - KIM Ho-Yong	2 Pt. Miss		9:41		15 - KIM Ji-Nam	Steal	
15:26			Defens.Rebound	10 - OESCHGER Kobus	9:40			Turnover	14 - NORTJE Richard
15:16			Turnover	10 - OESCHGER Kobus	9:40			Foul	14 - NORTJE Richard (P1,T2)
15:04	47-27	7 - HAN Jin-Hee	2 Pt. in the paint		9:40	55-31	4 - KIM Ho-Yong	Free Th. MADE	
15:04		8 - IM Chan-Kuw	Assist		9:40	56-31	4 - KIM Ho-Yong	Free Th. MADE	
14:56		8 - IM Chan-Kuw (P3,T2)	Foul		9:34		13 - YANG Hun-Mo	Steal	
14:45			2 Pt. Miss	13 - WAITES Grant	9:33			Turnover	4 - HARTNICK Shaun
14:44			Offens.Rebound	10 - OESCHGER Kobus	9:30		4 - KIM Ho-Yong	2 Pt. Miss	
14:42			2 Pt. Miss	13 - WAITES Grant	9:28			Defens.Rebound	15 - VICTOR Joppie
14:40			Offens.Rebound	13 - WAITES Grant	9:22			Turnover	14 - NORTJE Richard
14:40			2 Pt. Miss	13 - WAITES Grant	9:22		7 - HAN Jin-Hee	Player OUT	
14:38		15 - KIM Ji-Nam	Defens.Rebound		9:22		13 - YANG Hun-Mo	Player OUT	
14:27	49-27	10 - HAN Sa-Hyun	2 Pt. in the paint		9:22		4 - KIM Ho-Yong	Player OUT	
14:27		8 - IM Chan-Kuw	Assist		9:22		5 - KIM Jung-Seob	Player IN	
14:23			Turnover	10 - OESCHGER Kobus	9:22		6 - KO Kwang-Yub	Player IN	
14:06		8 - IM Chan-Kuw	2 Pt. Miss		9:22		8 - IM Chan-Kuw	Player IN	
14:04		15 - KIM Ji-Nam	Offens.Rebound		9:03	58-31	8 - IM Chan-Kuw	2 Pt. in the paint	
13:54			Steal	8 - PAPANFUS Marius	9:03		10 - HAN Sa-Hyun	Assist	
13:53		10 - HAN Sa-Hyun	Turnover		8:46			2 Pt. Miss	15 - VICTOR Joppie
13:45	49-29		2 Pt. in the paint	10 - OESCHGER Kobus	8:45		15 - KIM Ji-Nam	Defens.Rebound	
13:30		7 - HAN Jin-Hee	Turnover		8:42			Technical Foul	15 - VICTOR Joppie (P1,T3)
13:30			Player OUT	8 - PAPANFUS Marius	8:42			Player OUT	14 - NORTJE Richard
13:30			Player OUT	10 - OESCHGER Kobus	8:42			Player IN	11 - HOUSTON James
13:30			Player OUT	12 - MANYANA Buntu	8:42			Player OUT	5 - OHN Aye Htun
13:30			Player OUT	13 - WAITES Grant	8:42			Player IN	12 - MANYANA Buntu
13:30			Player IN	5 - OHN Aye Htun	8:42		5 - KIM Jung-Seob	Free Th. Miss	
13:30			Player IN	7 - WILLIAMS Ralph	8:41		5 - KIM Jung-Seob	Free Th. Miss	
13:30			Player IN	14 - NORTJE Richard	8:30	60-31	5 - KIM Jung-Seob	2 Pt. in the paint	
13:30		4 - KIM Ho-Yong	Player OUT	15 - VICTOR Joppie	8:30		8 - IM Chan-Kuw	Assist	
13:30		14 - KIM Young-Duk	Player IN		8:15			Turnover	7 - WILLIAMS Ralph
13:21			2 Pt. Miss	15 - VICTOR Joppie	8:09			Steal	11 - HOUSTON James
13:17		8 - IM Chan-Kuw	Defens.Rebound		8:06		10 - HAN Sa-Hyun	Turnover	
13:14			Steal	4 - HARTNICK Shaun	8:04			Fast Break	South Africa
13:13		10 - HAN Sa-Hyun	Turnover		8:03	60-33		2 Pt. in the paint	12 - MANYANA Buntu
13:04			2 Pt. Miss	7 - WILLIAMS Ralph	8:03			Assist	11 - HOUSTON James
13:03			Offens.Rebound	7 - WILLIAMS Ralph	7:56		8 - IM Chan-Kuw	Turnover	
13:02			Turnover	7 - WILLIAMS Ralph	7:53		Korea	Time Out	
12:54			Foul	7 - WILLIAMS Ralph (P2,T1)	7:53			Player OUT	11 - HOUSTON James
12:54	50-29	7 - HAN Jin-Hee	Free Th. MADE		7:53			Player OUT	7 - WILLIAMS Ralph
12:54		7 - HAN Jin-Hee	Free Th. Miss		7:53			Player IN	8 - PAPANFUS Marius
12:51		7 - HAN Jin-Hee	Offens.Rebound		7:53			Player IN	10 - OESCHGER Kobus
12:33		14 - KIM Young-Duk	Turnover		7:53		5 - KIM Jung-Seob	Player OUT	
12:23		14 - KIM Young-Duk	Steal		7:53		6 - KO Kwang-Yub	Player OUT	
12:23			Turnover	15 - VICTOR Joppie	7:53		7 - HAN Jin-Hee	Player IN	
12:23		8 - IM Chan-Kuw	Player OUT		7:42		14 - KIM Young-Duk	Player IN	
12:23		13 - YANG Hun-Mo	Player IN		7:42			Offensive Foul	15 - VICTOR Joppie (P2,T4)
12:09		14 - KIM Young-Duk	2 Pt. Miss		7:14	62-33	10 - HAN Sa-Hyun	Turnover	15 - VICTOR Joppie
12:08			Defens.Rebound	14 - NORTJE Richard	6:57			2 Pt. MADE	10 - OESCHGER Kobus
11:51			Turnover	7 - WILLIAMS Ralph	6:55		15 - KIM Ji-Nam	2 Pt. Miss	
11:47			Steal	14 - NORTJE Richard	6:54			Block Shot	
11:47		7 - HAN Jin-Hee	Turnover		6:49		14 - KIM Young-Duk (P2,T3)	Offens.Rebound	10 - OESCHGER Kobus
11:47		14 - KIM Young-Duk	Player OUT		6:41			Foul	
11:47		4 - KIM Ho-Yong	Player IN		6:40			2 Pt. Miss	8 - PAPANFUS Marius
11:36			2 Pt. Miss	15 - VICTOR Joppie	6:40			Offens.Rebound	8 - PAPANFUS Marius
11:33		15 - KIM Ji-Nam	Defens.Rebound		6:40	62-35		Tap MADE	8 - PAPANFUS Marius
11:30		15 - KIM Ji-Nam	Turnover		6:15	64-35	10 - HAN Sa-Hyun	2 Pt. in the paint	
11:18			2 Pt. Miss	14 - NORTJE Richard	5:55			2 Pt. Miss	12 - MANYANA Buntu
11:17		15 - KIM Ji-Nam	Defens.Rebound		5:53		15 - KIM Ji-Nam	Defens.Rebound	
10:48	52-29	10 - HAN Sa-Hyun	2 Pt. in the paint		5:51		7 - HAN Jin-Hee (P2,T4)	Offensive Foul	
10:48		4 - KIM Ho-Yong	Assist		5:51		7 - HAN Jin-Hee	Turnover	
10:27	52-31		2 Pt. MADE	7 - WILLIAMS Ralph	5:51			Time Out	South Africa
10:07			Steal	5 - OHN Aye Htun	5:51			Player OUT	15 - VICTOR Joppie
10:05		10 - HAN Sa-Hyun	Turnover		5:51		15 - KIM Ji-Nam	Player IN	13 - WAITES Grant
					5:51			Player OUT	

Wheelchair Basketball

Wheelchair Basketball

Wheelchair Basketball

Wheelchair Basketball

Time	Score	Korea	Action	South Africa	Time	Score	Korea	Action	South Africa
SECOND HALF					SECOND HALF				
5:51		14 - KIM Young-Duk	Player OUT		2:32		5 - KIM Jung-Seob	Player IN	
5:51		12 - KANG Hee-Joon	Player IN		2:20			Foul	8 - PAPANFUS Marius (P1,T6)
5:51		4 - KIM Ho-Yong	Player IN		2:20		4 - KIM Ho-Yong	Free Th. Miss	
5:44		4 - KIM Ho-Yong (P2,T5)	Foul		2:20	67-38	4 - KIM Ho-Yong	Free Th. MADE	
5:44	64-36		Free Th. Miss	12 - MANYANA Buntu	2:04			2 Pt. Miss	11 - HOUSTON James
5:44			Free Th. MADE	12 - MANYANA Buntu	2:01			Offens.Rebound	9 - WESSELS Duggie
5:19		8 - IM Chan-Kuw	2 Pt. Miss		1:54	67-40		2 Pt. MADE	12 - MANYANA Buntu
5:17			Defens.Rebound	13 - WAITES Grant	1:49			Unspor. Foul	9 - WESSELS Duggie (P1,T7)
5:01			2 Pt. Miss	8 - PAPANFUS Marius	1:49		4 - KIM Ho-Yong	Free Th. Miss	
4:58		12 - KANG Hee-Joon	Defens.Rebound		1:49		4 - KIM Ho-Yong	Free Th. Miss	
4:58		12 - KANG Hee-Joon	Turnover		1:33		5 - KIM Jung-Seob	2 Pt. Miss	
4:50			2 Pt. Miss	13 - WAITES Grant	1:31		5 - KIM Jung-Seob	Offens.Rebound	
4:49		12 - KANG Hee-Joon	Defens.Rebound		1:31		5 - KIM Jung-Seob	2 Pt. Miss	
4:41			Foul	13 - WAITES Grant (P2,T5)	1:25		5 - KIM Jung-Seob	Offens.Rebound	
4:34	66-36	8 - IM Chan-Kuw	2 Pt. in the paint		1:22			Steal	11 - HOUSTON James
4:34		10 - HAN Sa-Hyun	Assist		1:20		5 - KIM Jung-Seob	Turnover	
4:06		4 - KIM Ho-Yong (P3,T6)	Foul		1:18			2 Pt. Miss	8 - PAPANFUS Marius
4:06			Player OUT	4 - HARTNICK Shaun	1:16		8 - IM Chan-Kuw	Defens.Rebound	
4:06			Player OUT	13 - WAITES Grant	1:14		Korea	Fast Break	
4:06			Player IN	11 - HOUSTON James	1:14	69-40	5 - KIM Jung-Seob	2 Pt. in the paint	
4:06			Player IN	9 - WESSELS Duggie	1:14		14 - KIM Young-Duk	Assist	
4:06		7 - HAN Jin-Hee	Player OUT		1:02	69-42		2 Pt. in the paint	8 - PAPANFUS Marius
4:06		12 - KANG Hee-Joon	Player OUT		1:02			Assist	10 - OESCHGER Kobus
4:06		9 - PARK Sea-Kyun	Player IN		0:49	71-42	10 - HAN Sa-Hyun	2 Pt. in the paint	
4:06		11 - KIM Chul-Soo	Player IN		0:49			Foul	8 - PAPANFUS Marius (P2,T8)
4:06	66-37		Free Th. MADE	12 - MANYANA Buntu	0:49		10 - HAN Sa-Hyun	Free Th. Miss	
4:06	66-38		Free Th. MADE	12 - MANYANA Buntu	0:44			Defens.Rebound	8 - PAPANFUS Marius
3:45		9 - PARK Sea-Kyun	2 Pt. Miss		0:39		Korea	Time Out	
3:36			2 Pt. Miss	10 - OESCHGER Kobus	0:32			2 Pt. Miss	10 - OESCHGER Kobus
3:32		8 - IM Chan-Kuw	Defens.Rebound		0:27			Foul	8 - PAPANFUS Marius (P3,T9)
3:06		8 - IM Chan-Kuw	3 Pt. Miss		0:27	72-42	4 - KIM Ho-Yong	Free Th. MADE	
3:05			Defens.Rebound	8 - PAPANFUS Marius	0:27	73-42	4 - KIM Ho-Yong	Free Th. MADE	
2:52			2 Pt. Miss	9 - WESSELS Duggie	0:17		14 - KIM Young-Duk (P3,T7)	Foul	
2:49			Offens.Rebound	10 - OESCHGER Kobus	0:07			3 Pt. Miss	11 - HOUSTON James
2:38			Turnover	8 - PAPANFUS Marius	0:05			Offens.Rebound	11 - HOUSTON James
2:32			Time Out	South Africa	0:03			Turnover	11 - HOUSTON James
2:32		9 - PARK Sea-Kyun	Player OUT		0:00		Korea	Fast Break	
2:32		11 - KIM Chul-Soo	Player OUT		0:00	75-42	14 - KIM Young-Duk	2 Pt. in the paint	
2:32		14 - KIM Young-Duk	Player IN		0:00			END OF PERIOD	

Wheelchair Basketball

Wheelchair Basketball

Wheelchair Basketball

Wheelchair Basketball

PRNWB000001EE.00073 00102810:59V020

MEN

11TH-12TH PLACE

MATCH RESULTS



SAT 28 OCT 2000

SYDNEY SUPERDOME

Match No: 61

KOR 75 vs 42 RSA

Start Time: 9:30

Attendance: 5981

Referees: BEHRE Christofer (SWE)
SUGIYAMA Kaneyoshi (JPN)

BHANIA Balwant (GBR)

Scoring by 5 min intervals:	KOR	RSA	1.HF				2.HF			
			7	15	27	37	47	54	64	75
			2	8	16	25	27	31	36	42

Korea (KOR)

No.	Name	MIN	PTS	Field Goals		2 Points		3 Points		Free Throws		Rebounds			AS	ST	TO	BS	PF
				M/A	%	M/A	%	M/A	%	M/A	%	OR	DR	TOT					
* 4	KIM Ho-Yong	28:33	18	6/12	50.0	6/12	50.0			6/10	60.0	3	4	7	1		2	1	3
5	KIM Jung-Seob	07:09	4	2/4	50.0	2/4	50.0			0/2	0.0	2		2			1		
* 6	KO Kwang-Yub	14:03		0/1	0.0	0/1	0.0										1		
7	HAN Jin-Hee	21:51	7	3/3	100.0	3/3	100.0			1/2	50.0	1		1	2	1	5		2
* 8	IM Chan-Kuw	36:59	11	4/13	30.8	4/11	36.4	0/2	0.0	3/6	50.0	2	3	5	8	2	2		3
9	PARK Sea-Kyun	01:34		0/1	0.0	0/1	0.0												
* 10	HAN Sa-Hyun	40:00	19	9/14	64.3	9/14	64.3			1/3	33.3	2		2	4	1	6		2
11	KIM Chul-Soo	01:34																	
12	KANG Hee-Joon	01:45											2	2			1		
13	YANG Hun-Mo	03:01															1		
14	KIM Young-Duk	09:22	6	3/5	60.0	3/5	60.0								1	2	2		3
* 15	KIM Ji-Nam	34:09	10	4/7	57.1	4/7	57.1			2/3	66.7	4	9	13	1	4	2	1	3
Team Coach																			
TOTALS			75	31/60	51.7	31/58	53.4	0/2	0.0	13/26	50.0	14	18	32	17	11	22	2	16
Coach		IN-CHUL Shin																	
Assistant Coach																			

South Africa (RSA)

No.	Name	MIN	PTS	Field Goals		2 Points		3 Points		Free Throws		Rebounds			AS	ST	TO	BS	PF
				M/A	%	M/A	%	M/A	%	M/A	%	OR	DR	TOT					
* 4	HARTNICK Shaun	30:51										1	1	2		1	1		3
5	OHN Aye Htun	04:48															1		
6	FLEISER Leon	05:03		0/1	0.0	0/1	0.0												
7	WILLIAMS Ralph	07:50	3	1/2	50.0	1/2	50.0			1/2	50.0	1		1			4		2
* 8	PAPENFUS Marius	32:10	4	2/6	33.3	2/6	33.3					1	2	3	2	2	6		3
9	WESSELS Duggie	04:06		0/1	0.0	0/1	0.0					1		1					1
* 10	OESCHGER Kobus	34:23	8	4/11	36.4	4/11	36.4					4	1	5	2		12		2
11	HOUSTON James	07:45	2	1/4	25.0	1/3	33.3	0/1	0.0			1		1	1	2	1		
* 12	MANYANA Buntu	32:22	17	7/12	58.3	7/12	58.3			3/8	37.5	2	3	5	2		3		3
13	WAITES Grant	21:17	6	3/8	37.5	3/8	37.5					2	4	6			2		2
14	NORTJE Richard	04:48		0/1	0.0	0/1	0.0							1		1	2		1
* 15	VICTOR Joppie	14:37	2	1/6	16.7	1/6	16.7					2	4	6		1	4	1	2
Team Coach																			
TOTALS			42	19/52	36.5	19/51	37.3	0/1	0.0	4/10	40.0	15	16	31	7	8	35	1	19
Coach		MOORGAS Shawn																	
Assistant Coach		MOORGAS Craig MOKONE Simon																	

	KOR	RSA
Points from Turnovers:	34	13
Biggest Lead:	33 (75-42)	2 (2-0)
Second Chance Points:	6	14
Lead Changes:	1	

	KOR	RSA
Points in the Paint:	56	30
Biggest Scoring Run:	14-2 (49-27)	6-1 (8-12)
Fast Break Points:	24	6
Times Tied:	1	

Legend:

MIN : Minutes Played M/A : Made/Attempts % : Shooting Percentage OR : Offensive Rebounds
 DR : Defensive Rebounds TOT : Total Rebounds AS : Assist ST : Steals
 TO : Turnovers BS : Blocked Shots PF : Fouls PTS : Points
 HF : Half of Time OT : Over Time * : Starting/Initial

PRNWB000001EF.00076B 00102811:00V110

Preliminary Group A								MATCHES			POINTS		Class.
Rank		CAN	USA	GBR	GER	MEX	RSA	PLAY	WON	LOST	FOR	AGST	Points
1	CAN		58-45	55-50	68-43	61-33	85-25	5	5	0	327	196	10
2	USA	45-58		74-65	58-46	60-44	97-25	5	4	1	334	238	9
3	GBR	50-55	65-74		61-43	70-58	83-32	5	3	2	329	262	8
4	GER	43-68	46-58	43-61		69-56	113-27	5	2	3	314	270	7
5	MEX	33-61	44-60	58-70	56-69		83-34	5	1	4	274	294	6
6	RSA	25-85	25-97	32-83	27-113	34-83		5	0	5	143	461	5

Preliminary Group B								MATCHES			POINTS		Class.
Rank		NED	FRA	AUS	SWE	JPN	KOR	PLAY	WON	LOST	FOR	AGST	Points
1	NED		76-51	48-47	62-45	62-52	83-48	5	5	0	331	243	10
2	FRA	51-76		63-54	51-50	67-44	65-48	5	4	1	297	272	9
3	AUS	47-48	54-63		69-54	64-36	77-33	5	3	2	311	234	8
4	SWE	45-62	50-51	54-69		60-43	57-55	5	2	3	266	280	7
5	JPN	52-62	44-67	36-64	43-60		64-43	5	1	4	239	296	6
6	KOR	48-83	48-65	33-77	55-57	43-64		5	0	5	227	346	5

Classification

Phase	Teams	Result
Quarterfinals 1 - 8	USA vs AUS	62-54
Quarterfinals 1 - 8	NED vs GER	72-66
Quarterfinals 1 - 8	FRA vs GBR	56-67
Quarterfinals 1 - 8	CAN vs SWE	73-39
Semifinals 9 - 12	MEX vs KOR	70-56
Semifinals 9 - 12	JPN vs RSA	81-29
Semifinals 1 - 4	USA vs NED	62-63
Semifinals 1 - 4	CAN vs GBR	66-51
Final 1 - 2	NED vs CAN	28-Oct
Final 3 - 4	USA vs GBR	28-Oct
Semifinals 5 - 8	AUS vs GER	61-53
Semifinals 5 - 8	SWE vs FRA	74-75
Final 5 - 6	AUS vs FRA	28-Oct
Final 7 - 8	GER vs SWE	28-Oct
Final 9 - 10	MEX vs JPN	28-Oct
Final 11- 12	KOR vs RSA	75-42

Final Standings

Medal	Rank	Team
	11	KOR Korea
	12	RSA South Africa

PRNWB000001F0.00055 00102823:08V010

RANK	TEAM	MEDAL
1	Canada	Gold
2	Netherlands	Silver
3	United States of America	Bronze
4	Great Britain	
5	Australia	
6	France	
7	Sweden	
8	Germany	
9	Japan	
10	Mexico	
11	Korea	
12	South Africa	

PRNWB000001F1.00084A 00102811:02V040

Korea (KOR)

After 7 Matches

No.	Name	G	MIN	MPG	PTS	PPG	Field Goals		2 Points		3 Points		Free Throws		Rebounds			AS	ST	TO	BS	PF
							M/A	%	M/A	%	M/A	%	M/A	%	OR	DR	TOT					
4	KIM Ho-Yong	7	201:02	28:43	66	9.4	28/59	47.5	28/59	47.5			10/18	55.6	10	35	45	5	4	22	2	18
5	KIM Jung-Seob	7	58:04	8:17	21	3.0	9/25	36.0	7/19	36.8	2/6	33.3	1/4	25.0	2	5	7	2	1	4		7
6	KO Kwang-Yub	7	183:05	26:09	38	5.4	13/39	33.3	13/38	34.2	0/1	0.0	12/25	48.0	5	5	10	12	1	19		22
7	HAN Jin-Hee	6	87:43	14:37	14	2.3	6/10	60.0	6/10	60.0			2/6	33.3	4	2	6	6	3	16		9
8	IM Chan-Kuw	7	251:22	35:54	56	8.0	23/78	29.5	21/69	30.4	2/9	22.2	8/27	29.6	9	28	37	27	11	36		23
9	PARK Sea-Kyun	5	16:10	3:14			0/2	0.0	0/2	0.0						1	1	2		3		1
10	HAN Sa-Hyun	7	267:36	38:13	75	10.7	31/71	43.7	31/68	45.6	0/3	0.0	13/22	59.1	9	11	20	20	3	35		23
11	KIM Chul-Soo	5	19:36	3:55	2	0.4	1/7	14.3	1/7	14.3			0/2	0.0	3	2	5			3		2
12	KANG Hee-Joon	6	34:10	5:41	8	1.3	4/8	50.0	4/8	50.0			0/4	0.0	3	8	11	1		3		7
13	YANG Hun-Mo	7	36:39	5:14	4	0.6	1/6	16.7	1/6	16.7			2/4	50.0		1	1	1	1	1		6
14	KIM Young-Duk	6	51:35	8:35	19	3.2	8/18	44.4	8/18	44.4			3/4	75.0	4	7	11	1	2	7		9
15	KIM Ji-Nam	7	217:58	31:08	55	7.9	23/54	42.6	23/54	42.6			9/19	47.4	20	55	75	4	13	21	4	22
Team/Coach																						
TOTALS					358	51.1	147/377	39.0	143/358	39.9	4/19	21.1	60/135	44.4	69	160	229	81	39	170	6	149
OPPONENTS					458	65.4	191/435	43.9	188/419	44.9	3/16	18.8	73/130	56.2	86	173	259	106	56	133	16	146

AVERAGES PER GAME

	KOR	OPPONENTS
Points from Turnovers	115	136
Points in the Paint	198	304
Second Chance Points	50	85
Fast Break Points	52	80

	KOR	OPPONENTS
Total Field Goals Made	21.0	27.3
2 Points Field Goals Made	20.4	26.9
3 Points Field Goals Made	0.6	0.4
Free Throws Made	8.6	10.4
Offensive Rebounds	9.9	12.3
Deffensive Rebounds	22.9	24.7
Total Rebounds	32.7	37.0
Assists	11.6	15.1
Steals	5.6	8.0
Turnovers	24.3	19.0
Blocked Shots	0.9	2.3
Fouls	21.3	20.9
Points from Turnovers	16.4	19.4
Points in the Paint	28.3	43.4
Second Chance Points	7.1	12.1
Fast Break Points	7.4	11.4

Legend:

G : Games Played	MIN : Minutes Played	MPG : Minutes Played per Game	PTS : Points
PPG : Points per Game	M/A : Made/Attempts	% : Shooting Percentage	OR : Offensive Rebounds
DR : Defensive Rebounds	TOT : Total Rebounds	AS : Assists	ST : Steals
TO : Turnovers	BS : Blocked Shots	PF : Fouls	

FINAL CUMULATIVE STATISTICS FOR KOREA

PRNWB000001F2.00084A 00102811:02V040

South Africa (RSA)

After 7 Matches

No.	Name	G	MIN	MPG	PTS	PPG	Field Goals		2 Points		3 Points		Free Throws		Rebounds			AS	ST	TO	BS	PF
							M/A	%	M/A	%	M/A	%	M/A	%	OR	DR	TOT					
4	HARTNICK Shaun	7	169:36	24:13	5	0.7	2/8	25.0	2/8	25.0			1/4	25.0	5	4	9	2	2	10	1	11
5	OHN Aye Htun	7	94:06	13:26	2	0.3	1/8	12.5	1/8	12.5			0/2	0.0		2	2	3	2	9		5
6	FLEISER Leon	7	88:56	12:42	7	1.0	3/16	18.8	3/15	20.0	0/1	0.0	1/4	25.0	1	2	3	1	1	11		5
7	WILLIAMS Ralph	7	80:53	11:33	10	1.4	3/13	23.1	3/12	25.0	0/1	0.0	4/8	50.0	2	2	4	3	1	25		11
8	PAPENFUS Marius	7	157:49	22:32	12	1.7	5/17	29.4	5/17	29.4			2/6	33.3	1	7	8	15	6	24	1	9
9	WESSELS Duggie	7	50:22	7:11	2	0.3	1/4	25.0	1/4	25.0					2	4	6	2	1	9		4
10	OESCHGER Kobus	7	166:42	23:48	26	3.7	11/45	24.4	11/45	24.4			4/14	28.6	5	13	18	5	1	44		14
11	HOUSTON James	7	99:58	14:16	14	2.0	7/23	30.4	7/22	31.8	0/1	0.0	0/2	0.0	3	12	15	8	3	15	1	6
12	MANYANA Buntu	7	179:22	25:37	57	8.1	25/68	36.8	25/66	37.9	0/2	0.0	7/22	31.8	9	28	37	4	1	24	1	23
13	WAITES Grant	7	60:51	8:41	16	2.3	8/24	33.3	8/24	33.3					6	12	18	2	2	7	1	13
14	NORTJE Richard	7	107:08	15:18	27	3.9	10/38	26.3	10/36	27.8	0/2	0.0	7/12	58.3	9	19	28	1	1	22		10
15	VICTOR Joppie	7	144:17	20:36	36	5.1	15/68	22.1	15/62	24.2	0/6	0.0	6/16	37.5	8	38	46	4	4	43	2	22
Team/Coach																						1
TOTALS					214	30.6	91/332	27.4	91/319	28.5	0/13	0.0	32/90	35.6	51	143	194	50	25	243	7	134
OPPONENTS					617	88.1	261/512	51.0	257/492	52.2	4/20	20.0	91/159	57.2	108	185	293	140	73	113	15	106

Wheelchair Basketball

Wheelchair Basketball

Wheelchair Basketball

Wheelchair Basketball

AVERAGES PER GAME

	RSA	OPPONENTS
Points from Turnovers	55	252
Points in the Paint	134	422
Second Chance Points	35	99
Fast Break Points	26	88

	RSA	OPPONENTS
Total Field Goals Made	13.0	37.3
2 Points Field Goals Made	13.0	36.7
3 Points Field Goals Made	0.0	0.6
Free Throws Made	4.6	13.0
Offensive Rebounds	7.3	15.4
Deffensive Rebounds	20.4	26.4
Total Rebounds	27.7	41.9
Assists	7.1	20.0
Steals	3.6	10.4
Turnovers	34.7	16.1
Blocked Shots	1.0	2.1
Fouls	19.1	15.1
Points from Turnovers	7.9	36.0
Points in the Paint	19.1	60.3
Second Chance Points	5.0	14.1
Fast Break Points	3.7	12.6

Legend:

G : Games Played	MIN : Minutes Played	MPG : Minutes Played per Game	PTS : Points
PPG : Points per Game	M/A : Made/Attempts	% : Shooting Percentage	OR : Offensive Rebounds
DR : Defensive Rebounds	TOT : Total Rebounds	AS : Assists	ST : Steals
TO : Turnovers	BS : Blocked Shots	PF : Fouls	

FINAL CUMULATIVE STATISTICS FOR SOUTH AFRICA

PRNWB000001F3.00073 00102812:07V010

Match No: 62

MEX 28 vs 30 JPN

Start Time: 11:30

Attendance:

Referees: CALIGIURI Gabriele (AUS)
SCHOENACKER David (FRA)

CHUNG Hak Mo (KOR)

FIRST HALF

Scoring by 5 min intervals: **MEX**
JPN

6	8	15	28
10	15	23	30

Mexico (MEX)

No.	Name	MIN	PTS	Field Goals		2 Points		3 Points		Free Throws		Rebounds			AS	ST	TO	BS	PF
				M/A	%	M/A	%	M/A	%	M/A	%	OR	DR	TOT					
4	SALVADOR Pedro	02:56	2	1/1	100.0	1/1	100.0						1	1	1				
5	QUEVEDO Sergio																		
6	LARRAGA Pablo	11:42	2	1/4	25.0	1/4	25.0						2	2	3		1		4
* 7	ISAIAS Armando	17:04													2		4		
8	BLANCAS Luis	11:00	4	2/4	50.0	2/4	50.0			0/2	0.0	1		1			1	1	2
9	PULIDO Jose	11:00	8	3/3	100.0	2/2	100.0	1/1	100.0	1/3	33.3		3	3					
* 10	OLIVAS Julio Cesar	09:00		0/4	0.0	0/2	0.0	0/2	0.0			1	1	2					1
11	MAGANA Rigoberto																		
12	HERNANDEZ Gilberto	02:56													1				
* 13	DURAN Mauro	20:00	8	4/7	57.1	4/7	57.1					2	3	5	1		1		2
* 14	ORTEGA Raul	05:22	2	1/3	33.3	1/3	33.3						1	1			2		
* 15	ZAVALA Salvador	09:00	2	1/1	100.0	1/1	100.0					1	2	3			2		
Team Coach																			
TOTALS			28	13/27	48.1	12/24	50.0	1/3	33.3	1/5	20.0	5	13	18	8		11	1	9
Coach		LOPEZ NINO Alejandro																	
Assistant Coach		DAVILA Aaron									DURAND Sergio								

Japan (JPN)

No.	Name	MIN	PTS	Field Goals		2 Points		3 Points		Free Throws		Rebounds			AS	ST	TO	BS	PF
				M/A	%	M/A	%	M/A	%	M/A	%	OR	DR	TOT					
4	NEGI Shinji																		
5	SHINTANI Hirofumi																		
* 6	MIYAKE Katsumi	20:00	2	1/6	16.7	1/6	16.7			0/4	0.0	1	1	2	1		1		1
7	SASAKI Katsuya																		
* 8	KORETOMO Keisuke	20:00	13	5/13	38.5	5/11	45.5	0/2	0.0	3/3	100.0	3	3	6	2		3		2
9	SUGASAWA Takao																		
* 10	IWANO Hiroshi	07:04													1				1
* 11	JIMBO Yasuhiro	20:00	5	2/3	66.7	1/2	50.0	1/1	100.0			1	3	4			2		2
12	KYOYA Kazuyuki	12:56	2	1/1	100.0	1/1	100.0												
13	ISHIHARA Masaharu																		
* 14	OSHIMA Tomohiko	20:00	8	3/8	37.5	3/8	37.5			2/2	100.0	1	3	4	1	1	1	1	2
15	OIKAWA Shinpei																		
Team Coach																			
TOTALS			30	12/31	38.7	11/28	39.3	1/3	33.3	5/9	55.6	6	10	16	5	1	7	1	8
Coach		KOTAKI Osamu																	
Assistant Coach		OGAWA Tomoki									SAITO Nobuaki								

	MEX	JPN
Points from Turnovers:	3	6
Biggest Lead:	1 (28-27)	9 (15-6)
Second Chance Points:	8	2
Lead Changes:	2	

	MEX	JPN
Points in the Paint:	22	12
Biggest Scoring Run:	9-2 (15-17)	11-2 (15-6)
Fast Break Points:	8	
Times Tied:	3	

Legend:

MIN : Minutes Played **M/A** : Made/Attempts **%** : Shooting Percentage **OR** : Offensive Rebounds
DR : Defensive Rebounds **TOT** : Total Rebounds **AS** : Assist **ST** : Steals
TO : Turnovers **BS** : Blocked Shots **PF** : Fouls **PTS** : Points
HF : Half of Time **OT** : Over Time * : Starting/Initial

PRNWB000001F4.00069 00102812:57V010

Match No: 62

MEX 55 vs 56 JPN

Start Time: 11:30

Attendance: 12156

Referees: CALIGIURI Gabriele (AUS)
SCHOENACKER David (FRA)

CHUNG Hak Mo (KOR)

Scoring by 5 min intervals:	MEX	1.HF				2.HF			
		JPN	6	8	15	28	36	44	48
		10	15	23	30	38	42	50	56

Time	Score	Mexico	Action	Japan	Time	Score	Mexico	Action	Japan
FIRST HALF					FIRST HALF				
20:00		7 - ISAIAS Armando	Player IN		14:21			Offens.Rebound	6 - MIYAKE Katsumi
20:00		10 - OLIVAS Julio Cesar	Player IN		14:14			2 Pt. Miss	14 - OSHIMA Tomohiko
20:00		13 - DURAN Mauro	Player IN		13:57		13 - DURAN Mauro	Defens.Rebound	
20:00		14 - ORTEGA Raul	Player IN		13:53		10 - OLIVAS Julio Cesar	3 Pt. Miss	
20:00		15 - ZAVALA Salvador	Player IN		13:48			Defens.Rebound	8 - KORETOMO Keisuke
20:00				6 - MIYAKE Katsumi	13:41			2 Pt. Miss	6 - MIYAKE Katsumi
20:00				8 - KORETOMO Keisuke	13:39			Offens.Rebound	8 - KORETOMO Keisuke
20:00				10 - IWANO Hiroshi	13:39			Turnover	11 - JIMBO Yasuhiro
20:00				11 - JIMBO Yasuhiro	13:27		13 - DURAN Mauro	2 Pt. Miss	
20:00				14 - OSHIMA Tomohiko	13:24		15 - ZAVALA Salvador	Offens.Rebound	
19:47	0-2		2 Pt. in the paint	14 - OSHIMA Tomohiko	13:21			Foul	8 - KORETOMO Keisuke (P1,T2)
19:47			Assist	10 - IWANO Hiroshi	13:00		10 - OLIVAS Julio Cesar	2 Pt. Miss	
19:32		Mexico	Fast Break		12:59			Defens.Rebound	11 - JIMBO Yasuhiro
19:29	2-2	14 - ORTEGA Raul	2 Pt. in the paint		12:56			Offensive Foul	14 - OSHIMA Tomohiko (P1,T3)
19:16	2-4		2 Pt. MADE	14 - OSHIMA Tomohiko	12:56			Turnover	14 - OSHIMA Tomohiko
19:16			Assist	8 - KORETOMO Keisuke	12:56			Player OUT	10 - IWANO Hiroshi
19:02		14 - ORTEGA Raul	2 Pt. Miss		12:56			Player IN	12 - KYOYA Kazuyuki
18:59		10 - OLIVAS Julio Cesar	Offens.Rebound		12:45		10 - OLIVAS Julio Cesar	2 Pt. Miss	
18:56	4-4	15 - ZAVALA Salvador	2 Pt. in the paint		12:45			Defens.Rebound	8 - KORETOMO Keisuke
18:56		7 - ISAIAS Armando	Assist		12:45		6 - LARRAGA Pablo (P1,T3)	Foul	
18:45	4-6		2 Pt. in the paint	11 - JIMBO Yasuhiro	12:32			Turnover	11 - JIMBO Yasuhiro
18:45			Assist	8 - KORETOMO Keisuke	12:21		13 - DURAN Mauro	Turnover	
18:29		7 - ISAIAS Armando	Turnover		12:00			2 Pt. Miss	11 - JIMBO Yasuhiro
18:07	4-8		2 Pt. MADE	6 - MIYAKE Katsumi	11:57		6 - LARRAGA Pablo	Defens.Rebound	
17:58			Foul	10 - IWANO Hiroshi (P1,T1)	11:50			Steal	14 - OSHIMA Tomohiko
17:53		14 - ORTEGA Raul	Turnover		11:48		7 - ISAIAS Armando	Turnover	
17:45			2 Pt. Miss	8 - KORETOMO Keisuke	11:47		6 - LARRAGA Pablo (P2,T4)	Foul	
17:43		10 - OLIVAS Julio Cesar	Defens.Rebound		11:47			Free Th. Miss	6 - MIYAKE Katsumi
17:37		Mexico	Fast Break		11:47			Free Th. Miss	6 - MIYAKE Katsumi
17:34	6-8	13 - DURAN Mauro	2 Pt. in the paint		11:43		15 - ZAVALA Salvador	Turnover	
17:15			2 Pt. Miss	8 - KORETOMO Keisuke	11:38			Turnover	8 - KORETOMO Keisuke
17:13			Offens.Rebound	14 - OSHIMA Tomohiko	11:18		10 - OLIVAS Julio Cesar	3 Pt. Miss	
17:11			2 Pt. Miss	14 - OSHIMA Tomohiko	11:13			Defens.Rebound	8 - KORETOMO Keisuke
17:08			Offens.Rebound	8 - KORETOMO Keisuke	11:03	6-15		2 Pt. MADE	8 - KORETOMO Keisuke
17:06	6-10		2 Pt. in the paint	8 - KORETOMO Keisuke	11:03			Assist	14 - OSHIMA Tomohiko
16:53		7 - ISAIAS Armando	Turnover		11:00		10 - OLIVAS Julio Cesar	Player OUT	
16:40			2 Pt. Miss	6 - MIYAKE Katsumi	11:00		15 - ZAVALA Salvador	Player OUT	
16:38		15 - ZAVALA Salvador	Defens.Rebound		11:00		8 - BLANCAS Luis	Player IN	
16:17		14 - ORTEGA Raul	2 Pt. Miss		11:00		9 - PULIDO Jose	Player IN	
16:17		Mexico	Time Out		10:49		8 - BLANCAS Luis	2 Pt. Miss	
15:50		10 - OLIVAS Julio Cesar (P1,T1)	Foul		10:46		8 - BLANCAS Luis	Offens.Rebound	
15:50			Free Th. Miss	6 - MIYAKE Katsumi	10:24	8-15	8 - BLANCAS Luis	2 Pt. in the paint	
15:50			Free Th. Miss	6 - MIYAKE Katsumi	10:24		6 - LARRAGA Pablo	Assist	
15:46		14 - ORTEGA Raul	Defens.Rebound		10:12			Turnover	6 - MIYAKE Katsumi
15:19		14 - ORTEGA Raul	Turnover		10:12			Time Out	Japan
15:00			2 Pt. Miss	14 - OSHIMA Tomohiko	9:55		6 - LARRAGA Pablo	2 Pt. Miss	
14:58			Offens.Rebound	8 - KORETOMO Keisuke	9:54			Defens.Rebound	11 - JIMBO Yasuhiro
14:56			2 Pt. Miss	14 - OSHIMA Tomohiko	9:49			2 Pt. Miss	8 - KORETOMO Keisuke
14:53		15 - ZAVALA Salvador	Defens.Rebound		9:45		6 - LARRAGA Pablo	Defens.Rebound	
14:48		7 - ISAIAS Armando	Turnover		9:45		Mexico	Fast Break	
14:38	6-12		2 Pt. in the paint	8 - KORETOMO Keisuke	9:37	10-15	6 - LARRAGA Pablo	2 Pt. in the paint	
14:38		13 - DURAN Mauro (P1,T2)	Foul		9:37		13 - DURAN Mauro	Assist	
14:38		14 - ORTEGA Raul	Player OUT		9:11			2 Pt. Miss	14 - OSHIMA Tomohiko
14:38		6 - LARRAGA Pablo	Player IN		9:09		9 - PULIDO Jose	Defens.Rebound	
14:38	6-13		Free Th. MADE	8 - KORETOMO Keisuke	8:42		8 - BLANCAS Luis	2 Pt. Miss	
14:34		15 - ZAVALA Salvador	Turnover		8:40			Defens.Rebound	14 - OSHIMA Tomohiko
14:21			3 Pt. Miss	8 - KORETOMO Keisuke	8:28		6 - LARRAGA Pablo (P3,T5)	Foul	

Wheelchair Basketball

MEN

9TH-10TH PLACE

PLAY BY PLAY



SAT 28 OCT 2000

SYDNEY SUPERDOME

Time	Score	Mexico		Action	Japan	
		FIRST HALF			FIRST HALF	
8:15	10-17			2 Pt. in the paint	8 - KORETOMO Keisuke	
8:15				Assist	6 - MIYAKE Katsumi	
8:06				Foul	11 - JIMBO Yasuhiro (P1,T4)	
8:02		8 - BLANCAS Luis (P1,T6)		Offensive Foul		
8:02		8 - BLANCAS Luis		Turnover		
7:50				2 Pt. Miss	8 - KORETOMO Keisuke	
7:48		13 - DURAN Mauro		Defens.Rebound		
7:41		6 - LARRAGA Pablo		2 Pt. Miss		
7:41				Block Shot	14 - OSHIMA Tomohiko	
7:39	12-17	9 - PULIDO Jose		2 Pt. in the paint		
7:39		6 - LARRAGA Pablo		Assist		
7:39				Foul	6 - MIYAKE Katsumi (P1,T5)	
7:39		9 - PULIDO Jose		Free Th. Miss		
7:36				Defens.Rebound	14 - OSHIMA Tomohiko	
7:30				2 Pt. Miss	6 - MIYAKE Katsumi	
7:26		9 - PULIDO Jose		Defens.Rebound		
7:02	15-17	9 - PULIDO Jose		3 Pt. MADE		
6:35	15-19			2 Pt. in the paint	8 - KORETOMO Keisuke	
6:04		13 - DURAN Mauro		2 Pt. Miss		
6:02				Defens.Rebound	6 - MIYAKE Katsumi	
5:57		8 - BLANCAS Luis (P2,T7)		Foul		
5:46	15-21			2 Pt. MADE	14 - OSHIMA Tomohiko	
5:31				Foul	11 - JIMBO Yasuhiro (P2,T6)	
5:15		6 - LARRAGA Pablo		Turnover		
5:06		6 - LARRAGA Pablo (P4,T8)		Foul		
5:06	15-22			Free Th. MADE	14 - OSHIMA Tomohiko	
5:06	15-23			Free Th. MADE	14 - OSHIMA Tomohiko	
4:50		6 - LARRAGA Pablo		2 Pt. Miss		
4:49				Defens.Rebound	11 - JIMBO Yasuhiro	
4:43				2 Pt. Miss	8 - KORETOMO Keisuke	
4:38				Offens.Rebound	11 - JIMBO Yasuhiro	
4:28				2 Pt. Miss	8 - KORETOMO Keisuke	
4:24		9 - PULIDO Jose		Defens.Rebound		
4:10	17-23	13 - DURAN Mauro		2 Pt. in the paint		
4:10		6 - LARRAGA Pablo		Assist		
3:47				2 Pt. Miss	6 - MIYAKE Katsumi	
3:44		13 - DURAN Mauro		Defens.Rebound		
3:18	19-23	8 - BLANCAS Luis		2 Pt. in the paint		
3:18		7 - ISAIAS Armando		Assist		
2:56		13 - DURAN Mauro (P2,T9)		Foul		
2:56		6 - LARRAGA Pablo		Player OUT		
2:56		7 - ISAIAS Armando		Player OUT		
2:56		4 - SALVADOR Pedro		Player IN		
2:56		12 - HERNANDEZ Gilberto		Player IN		
2:56	19-24			Free Th. MADE	8 - KORETOMO Keisuke	
2:56	19-25			Free Th. MADE	8 - KORETOMO Keisuke	
2:46		Mexico		Fast Break		
2:45	21-25	4 - SALVADOR Pedro		2 Pt. in the paint		
2:45		12 - HERNANDEZ Gilberto		Assist		
2:30				2 Pt. Miss	6 - MIYAKE Katsumi	
2:30		8 - BLANCAS Luis		Block Shot		
2:23	21-27			2 Pt. MADE	12 - KYOYA Kazuyuki	
1:59	23-27	9 - PULIDO Jose		2 Pt. MADE		
1:59		4 - SALVADOR Pedro		Assist		
1:51				Turnover	8 - KORETOMO Keisuke	
1:51				Time Out	Japan	
1:40				Foul	14 - OSHIMA Tomohiko (P2,T7)	
1:40		8 - BLANCAS Luis		Free Th. Miss		
1:40		8 - BLANCAS Luis		Free Th. Miss		
1:38		13 - DURAN Mauro		Offens.Rebound		
1:35	25-27	13 - DURAN Mauro		2 Pt. in the paint		
1:09				3 Pt. Miss	8 - KORETOMO Keisuke	
1:05		4 - SALVADOR Pedro		Defens.Rebound		
0:46		13 - DURAN Mauro		2 Pt. Miss		
0:43		13 - DURAN Mauro		Offens.Rebound		
0:43	27-27	13 - DURAN Mauro		Tap MADE		
0:24				Turnover	8 - KORETOMO Keisuke	
0:17				Foul	8 - KORETOMO Keisuke (P2,T8)	
0:17	28-27	9 - PULIDO Jose		Free Th. MADE		

Time	Score	Mexico		Action	Japan	
		FIRST HALF			SECOND HALF	
0:17				Free Th. Miss		
0:14		9 - PULIDO Jose		Defens.Rebound	14 - OSHIMA Tomohiko	
0:06	28-30			3 Pt. MADE	11 - JIMBO Yasuhiro	
20:00				SECOND HALF		
20:00				Player IN	6 - MIYAKE Katsumi	
20:00				Player IN	8 - KORETOMO Keisuke	
20:00				Player IN	11 - JIMBO Yasuhiro	
20:00				Player IN	12 - KYOYA Kazuyuki	
20:00				Player IN	14 - OSHIMA Tomohiko	
20:00		4 - SALVADOR Pedro		Player IN		
20:00		8 - BLANCAS Luis		Player IN		
20:00		9 - PULIDO Jose		Player IN		
20:00		12 - HERNANDEZ Gilberto		Player IN		
20:00		13 - DURAN Mauro		Player IN		
19:53		4 - SALVADOR Pedro (P1,T1)		Foul		
19:47	28-32			2 Pt. in the paint	14 - OSHIMA Tomohiko	
19:47				Assist	8 - KORETOMO Keisuke	
19:47				Foul		
19:47				Free Th. Miss	14 - OSHIMA Tomohiko	
19:29	30-32	13 - DURAN Mauro		2 Pt. MADE		
19:01	30-34			2 Pt. in the paint	14 - OSHIMA Tomohiko	
19:01				Assist	11 - JIMBO Yasuhiro	
18:35	32-34	12 - HERNANDEZ Gilberto		2 Pt. MADE		
18:13	32-36			2 Pt. MADE	12 - KYOYA Kazuyuki	
18:08				Foul	6 - MIYAKE Katsumi (P2,T1)	
18:08				Player OUT	12 - KYOYA Kazuyuki	
18:08				Player OUT	8 - KORETOMO Keisuke	
18:08				Player OUT	6 - MIYAKE Katsumi	
18:08				Player IN	7 - SASAKI Katsuya	
18:08				Player IN	10 - IWANO Hiroshi	
18:08				Player IN	15 - OIKAWA Shinpei	
17:49		12 - HERNANDEZ Gilberto		2 Pt. Miss		
17:47				Defens.Rebound	15 - OIKAWA Shinpei	
17:32				2 Pt. Miss	7 - SASAKI Katsuya	
17:30		13 - DURAN Mauro		Defens.Rebound		
17:21		13 - DURAN Mauro		Turnover		
17:20		8 - BLANCAS Luis (P3,T3)		Foul		
17:11				2 Pt. Miss	14 - OSHIMA Tomohiko	
17:10		13 - DURAN Mauro		Defens.Rebound		
16:50	34-36	12 - HERNANDEZ Gilberto		2 Pt. in the paint		
16:31	34-38			2 Pt. MADE	15 - OIKAWA Shinpei	
16:11				Foul	15 - OIKAWA Shinpei (P1,T2)	
16:06				Foul	14 - OSHIMA Tomohiko (P3,T3)	
15:40	36-38	9 - PULIDO Jose		2 Pt. in the paint		
15:12				Turnover	15 - OIKAWA Shinpei	
14:57		4 - SALVADOR Pedro		2 Pt. Miss		
14:55				Defens.Rebound	14 - OSHIMA Tomohiko	
14:28				2 Pt. Miss	11 - JIMBO Yasuhiro	
14:25		9 - PULIDO Jose		Defens.Rebound		
14:16		12 - HERNANDEZ Gilberto		2 Pt. Miss		
14:13		8 - BLANCAS Luis		Offens.Rebound		
14:13	38-38	8 - BLANCAS Luis		Tap MADE		
13:57				Fast Break	Japan	
13:56	38-40			2 Pt. in the paint	10 - IWANO Hiroshi	
13:56				Assist	15 - OIKAWA Shinpei	
13:36				Foul	10 - IWANO Hiroshi (P2,T4)	
13:36				Player OUT	7 - SASAKI Katsuya	
13:36				Player OUT	11 - JIMBO Yasuhiro	
13:36				Player OUT	15 - OIKAWA Shinpei	
13:36				Player IN	5 - SHINTANI Hirofumi	
13:36				Player IN	4 - NEGI Shinji	
13:36				Player IN	8 - KORETOMO Keisuke	
13:28	40-40	12 - HERNANDEZ Gilberto		2 Pt. in the paint		
13:28		13 - DURAN Mauro		Assist		
13:01				2 Pt. Miss	14 - OSHIMA Tomohiko	
12:59		12 - HERNANDEZ Gilberto		Defens.Rebound		
12:41		12 - HERNANDEZ Gilberto		2 Pt. Miss		
12:38		9 - PULIDO Jose		Offens.Rebound		
12:21		12 - HERNANDEZ Gilberto		2 Pt. Miss		

Wheelchair Basketball

Wheelchair Basketball

Wheelchair Basketball

Wheelchair Basketball

Time	Score	Mexico	Action	Japan	Time	Score	Mexico	Action	Japan
SECOND HALF					SECOND HALF				
12:17			Defens.Rebound	8 - KORETOMO Keisuke	5:04	48-50		2 Pt. in the paint	6 - MIYAKE Katsumi
12:05			2 Pt. Miss	14 - OSHIMA Tomohiko	5:04			Assist	8 - KORETOMO Keisuke
12:02		12 - HERNANDEZ Gilberto	Defens.Rebound		4:34		9 - PULIDO Jose	2 Pt. Miss	
11:56			Foul	10 - IWANO Hiroshi (P3,T5)	4:32			Defens.Rebound	11 - JIMBO Yasuhiro
11:51		13 - DURAN Mauro	2 Pt. Miss		4:17		13 - DURAN Mauro (P4,T5)	Foul	
11:50			Defens.Rebound	8 - KORETOMO Keisuke	4:17		4 - SALVADOR Pedro	Player OUT	
11:24		8 - BLANCAS Luis	Steal		4:17		9 - PULIDO Jose	Player OUT	
11:06	42-40	12 - HERNANDEZ Gilberto	Turnover	14 - OSHIMA Tomohiko	4:17		13 - DURAN Mauro	Player OUT	
10:46	42-42		2 Pt. MADE		4:17		10 - OLIVAS Julio Cesar	Player IN	
10:46			2 Pt. in the paint	4 - NEGI Shinji	4:17		7 - ISAIAS Armando	Player IN	
10:34			Assist	8 - KORETOMO Keisuke	4:17		15 - ZAVALA Salvador	Player IN	
10:34		Mexico	Fast Break		4:14			Turnover	11 - JIMBO Yasuhiro
10:34	44-42	13 - DURAN Mauro	2 Pt. in the paint		3:48		10 - OLIVAS Julio Cesar	2 Pt. Miss	
10:34		12 - HERNANDEZ Gilberto	Assist		3:46			Defens.Rebound	14 - OSHIMA Tomohiko
10:34			Foul	4 - NEGI Shinji (P1,T6)	3:41			Fast Break	Japan
10:34		13 - DURAN Mauro	Free Th. Miss		3:40	48-52		2 Pt. in the paint	8 - KORETOMO Keisuke
10:31			Defens.Rebound	5 - SHINTANI Hirofumi	3:40			Assist	14 - OSHIMA Tomohiko
10:14			2 Pt. Miss	5 - SHINTANI Hirofumi	3:21		12 - HERNANDEZ Gilberto	3 Pt. Miss	
10:12			Offens.Rebound	5 - SHINTANI Hirofumi	3:19			Defens.Rebound	8 - KORETOMO Keisuke
10:11		13 - DURAN Mauro (P3,T4)	Technical Foul		2:57			3 Pt. Miss	6 - MIYAKE Katsumi
10:11			Player OUT	10 - IWANO Hiroshi	2:53			Offens.Rebound	8 - KORETOMO Keisuke
10:11			Player IN	12 - KYOYA Kazuyuki	2:51	48-54		2 Pt. in the paint	11 - JIMBO Yasuhiro
10:11			Free Th. Miss	5 - SHINTANI Hirofumi	2:51			Assist	8 - KORETOMO Keisuke
10:11			Free Th. Miss	5 - SHINTANI Hirofumi	2:43			Foul	8 - KORETOMO Keisuke (P3,T8)
10:08		8 - BLANCAS Luis	Defens.Rebound		2:43		Mexico	Time Out	
9:50		12 - HERNANDEZ Gilberto	2 Pt. Miss		2:43		12 - HERNANDEZ Gilberto	Free Th. Miss	
9:46		4 - SALVADOR Pedro	Offens.Rebound		2:43		12 - HERNANDEZ Gilberto	Free Th. Miss	
9:44		4 - SALVADOR Pedro	2 Pt. Miss		2:42			Defens.Rebound	6 - MIYAKE Katsumi
9:42			Defens.Rebound	8 - KORETOMO Keisuke	2:42		12 - HERNANDEZ Gilberto (P1,T6)	Foul	
9:33			2 Pt. Miss	8 - KORETOMO Keisuke	2:42		12 - HERNANDEZ Gilberto	Player OUT	
9:32			Offens.Rebound	4 - NEGI Shinji	2:42		14 - ORTEGA Raul	Player IN	
9:25			2 Pt. Miss	5 - SHINTANI Hirofumi	2:35		14 - ORTEGA Raul (P1,T7)	Foul	
9:20		9 - PULIDO Jose	Defens.Rebound		2:29		14 - ORTEGA Raul (P2,T8)	Foul	
9:05			Foul	12 - KYOYA Kazuyuki (P1,T7)	2:29			Free Th. Miss	6 - MIYAKE Katsumi
9:05			Time Out	Japan	2:29			Free Th. Miss	6 - MIYAKE Katsumi
9:05			Player OUT	5 - SHINTANI Hirofumi	2:26		15 - ZAVALA Salvador	Defens.Rebound	
9:05			Player IN	6 - MIYAKE Katsumi	2:22		8 - BLANCAS Luis	Turnover	
9:05			Player OUT	4 - NEGI Shinji	2:21			Steal	8 - KORETOMO Keisuke
9:05			Player IN	11 - JIMBO Yasuhiro	2:08			Turnover	6 - MIYAKE Katsumi
8:47		13 - DURAN Mauro	2 Pt. Miss		2:05		15 - ZAVALA Salvador	Steal	
8:45		8 - BLANCAS Luis	Offens.Rebound		1:55	50-54	10 - OLIVAS Julio Cesar	2 Pt. MADE	
8:37		9 - PULIDO Jose	Turnover		1:55		14 - ORTEGA Raul	Assist	
8:34			Steal	6 - MIYAKE Katsumi	1:46			Offensive Foul	8 - KORETOMO Keisuke (P4,T9)
8:19	44-44		2 Pt. in the paint	11 - JIMBO Yasuhiro	1:46			Turnover	8 - KORETOMO Keisuke
8:19			Assist	6 - MIYAKE Katsumi	1:46			Time Out	Japan
8:01		12 - HERNANDEZ Gilberto	2 Pt. Miss	11 - JIMBO Yasuhiro	1:32	52-54	8 - BLANCAS Luis	2 Pt. in the paint	
7:44			2 Pt. Miss		1:32		14 - ORTEGA Raul	Assist	
7:41		9 - PULIDO Jose	Defens.Rebound		1:11			Turnover	8 - KORETOMO Keisuke
7:20		12 - HERNANDEZ Gilberto	2 Pt. Miss		1:10		15 - ZAVALA Salvador	Steal	
7:15			Defens.Rebound	6 - MIYAKE Katsumi	0:47	54-54	15 - ZAVALA Salvador	2 Pt. MADE	
7:11			Fast Break	Japan	0:37			2 Pt. Miss	6 - MIYAKE Katsumi
7:09	44-46		2 Pt. in the paint	8 - KORETOMO Keisuke	0:35		15 - ZAVALA Salvador	Defens.Rebound	
6:54		Mexico	Fast Break		0:31			Foul	12 - KYOYA Kazuyuki (P2,T10)
6:52	46-46	8 - BLANCAS Luis	2 Pt. in the paint		0:31			Time Out	Japan
6:52		9 - PULIDO Jose	Assist		0:31	55-54	15 - ZAVALA Salvador	Free Th. MADE	
6:36	46-48		2 Pt. in the paint	6 - MIYAKE Katsumi	0:31		15 - ZAVALA Salvador	Free Th. Miss	
6:23		4 - SALVADOR Pedro	2 Pt. Miss		0:28			Defens.Rebound	14 - OSHIMA Tomohiko
6:23		Mexico	Time Out		0:07			2 Pt. Miss	14 - OSHIMA Tomohiko
6:02		9 - PULIDO Jose	2 Pt. Miss		0:06		14 - ORTEGA Raul (P3,T9)	Foul	
5:58			Defens.Rebound	8 - KORETOMO Keisuke	0:06	55-55		Free Th. MADE	8 - KORETOMO Keisuke
5:51			2 Pt. Miss	11 - JIMBO Yasuhiro	0:06	55-56		Free Th. MADE	8 - KORETOMO Keisuke
5:48		8 - BLANCAS Luis	Defens.Rebound		0:00		15 - ZAVALA Salvador	3 Pt. Miss	
5:24	48-48	13 - DURAN Mauro	2 Pt. MADE		0:00			END OF PERIOD	
5:24		12 - HERNANDEZ Gilberto	Assist						

Wheelchair Basketball

Wheelchair Basketball

Wheelchair Basketball

Wheelchair Basketball

PRNWB000001F5.00073 00102812:57V020

MEN

9TH-10TH PLACE

MATCH RESULTS



SAT 28 OCT 2000

SYDNEY SUPERDOME

Match No: 62

MEX 55 vs 56 JPN

Start Time: 11:30

Attendance: 12156

Referees: CALIGIURI Gabriele (AUS)
SCHOENACKER David (FRA)

CHUNG Hak Mo (KOR)

Scoring by 5 min intervals: **MEX**
JPN

1.HF				2.HF			
6	8	15	28	36	44	48	55
10	15	23	30	38	42	50	56

Mexico (MEX)

No.	Name	MIN	PTS	Field Goals		2 Points		3 Points		Free Throws		Rebounds			AS	ST	TO	BS	PF
				M/A	%	M/A	%	M/A	%	M/A	%	OR	DR	TOT					
4	SALVADOR Pedro	18:39	2	1/4	25.0	1/4	25.0					1	1	2	1				1
5	QUEVEDO Sergio																		
6	LARRAGA Pablo	11:42	2	1/4	25.0	1/4	25.0					2	2		3		1		4
* 7	ISAIAS Armando	21:21													2		4		
8	BLANCAS Luis	31:00	10	5/7	71.4	5/7	71.4			0/2	0.0	3	2	5		1	2	1	3
9	PULIDO Jose	26:43	10	4/6	66.7	3/5	60.0	1/1	100.0	1/3	33.3	1	6	7	1		1		1
* 10	OLIVAS Julio Cesar	13:17	2	1/6	16.7	1/4	25.0	0/2	0.0			1	1	2					1
11	MAGANA Rigoberto																		
12	HERNANDEZ Gilberto	20:14	8	4/12	33.3	4/11	36.4	0/1	0.0	0/2	0.0		2	2	3				1
* 13	DURAN Mauro	35:43	14	7/12	58.3	7/12	58.3			0/1	0.0	2	5	7	2		2		4
* 14	ORTEGA Raul	08:04	2	1/3	33.3	1/3	33.3						1	1	2		2		3
* 15	ZAVALA Salvador	13:17	5	2/3	66.7	2/2	100.0	0/1	0.0	1/2	50.0	1	4	5		2	2		
Team Coach																			
TOTALS			55	26/57	45.6	25/52	48.1	1/5	20.0	2/10	20.0	9	24	33	14	3	14	1	18
Coach		LOPEZ NINO Alejandro																	
Assistant Coach		DAVILA Aaron									DURAND Sergio								

Japan (JPN)

No.	Name	MIN	PTS	Field Goals		2 Points		3 Points		Free Throws		Rebounds			AS	ST	TO	BS	PF
				M/A	%	M/A	%	M/A	%	M/A	%	OR	DR	TOT					
4	NEGI Shinji	04:31	2	1/1	100.0	1/1	100.0					1	1	1					1
5	SHINTANI Hirofumi	04:31		0/2	0.0	0/2	0.0			0/2	0.0	1	1	2					
* 6	MIYAKE Katsumi	30:57	6	3/10	30.0	3/9	33.3	0/1	0.0	0/6	0.0	1	3	4	2	1	2		2
7	SASAKI Katsuya	04:32		0/1	0.0	0/1	0.0												
* 8	KORETOMO Keisuke	35:28	19	7/16	43.8	7/14	50.0	0/2	0.0	5/5	100.0	4	8	12	6	1	5		4
9	SUGASAWA Takao																		
* 10	IWANO Hiroshi	15:01	2	1/1	100.0	1/1	100.0								1				3
* 11	JIMBO Yasuhiro	35:29	9	4/8	50.0	3/7	42.9	1/1	100.0			1	4	5	1		3		2
12	KYOYA Kazuyuki	24:59	4	2/2	100.0	2/2	100.0												2
13	ISHIHARA Masaharu																		
* 14	OSHIMA Tomohiko	40:00	12	5/14	35.7	5/14	35.7			2/3	66.7	1	6	7	2	1	2	1	3
15	OIKAWA Shinpei	04:32	2	1/1	100.0	1/1	100.0					1	1	1	1		1		1
Team Coach																			
TOTALS			56	24/56	42.9	23/52	44.2	1/4	25.0	7/16	43.8	9	23	32	13	3	13	1	18
Coach		KOTAKI Osamu																	
Assistant Coach		OGAWA Tomoki									SAITO Nobuaki								

	MEX	JPN
Points from Turnovers:	11	8
Biggest Lead:	2 (42-40)	9 (15-6)
Second Chance Points:	10	4
Lead Changes:	6	

	MEX	JPN
Points in the Paint:	36	32
Biggest Scoring Run:	9-2 (15-17)	11-2 (15-6)
Fast Break Points:	12	6
Times Tied:	11	

Legend:

MIN : Minutes Played **M/A** : Made/Attempts **%** : Shooting Percentage **OR** : Offensive Rebounds
DR : Defensive Rebounds **TOT** : Total Rebounds **AS** : Assist **ST** : Steals
TO : Turnovers **BS** : Blocked Shots **PF** : Fouls **PTS** : Points
HF : Half of Time **OT** : Over Time * : Starting/Initial

PRNWB000001F6.00076B 00102812:58V120

Preliminary Group A								MATCHES			POINTS		Class.
Rank		CAN	USA	GBR	GER	MEX	RSA	PLAY	WON	LOST	FOR	AGST	Points
1	CAN		58-45	55-50	68-43	61-33	85-25	5	5	0	327	196	10
2	USA	45-58		74-65	58-46	60-44	97-25	5	4	1	334	238	9
3	GBR	50-55	65-74		61-43	70-58	83-32	5	3	2	329	262	8
4	GER	43-68	46-58	43-61		69-56	113-27	5	2	3	314	270	7
5	MEX	33-61	44-60	58-70	56-69		83-34	5	1	4	274	294	6
6	RSA	25-85	25-97	32-83	27-113	34-83		5	0	5	143	461	5

Preliminary Group B								MATCHES			POINTS		Class.
Rank		NED	FRA	AUS	SWE	JPN	KOR	PLAY	WON	LOST	FOR	AGST	Points
1	NED		76-51	48-47	62-45	62-52	83-48	5	5	0	331	243	10
2	FRA	51-76		63-54	51-50	67-44	65-48	5	4	1	297	272	9
3	AUS	47-48	54-63		69-54	64-36	77-33	5	3	2	311	234	8
4	SWE	45-62	50-51	54-69		60-43	57-55	5	2	3	266	280	7
5	JPN	52-62	44-67	36-64	43-60		64-43	5	1	4	239	296	6
6	KOR	48-83	48-65	33-77	55-57	43-64		5	0	5	227	346	5

Classification

Phase	Teams	Result
Quarterfinals 1 - 8	USA vs AUS	62-54
Quarterfinals 1 - 8	NED vs GER	72-66
Quarterfinals 1 - 8	FRA vs GBR	56-67
Quarterfinals 1 - 8	CAN vs SWE	73-39
Semifinals 9 - 12	MEX vs KOR	70-56
Semifinals 9 - 12	JPN vs RSA	81-29
Semifinals 1 - 4	USA vs NED	62-63
Semifinals 1 - 4	CAN vs GBR	66-51
Final 1 - 2	NED vs CAN	28-Oct
Final 3 - 4	USA vs GBR	28-Oct
Semifinals 5 - 8	AUS vs GER	61-53
Semifinals 5 - 8	SWE vs FRA	74-75
Final 5 - 6	AUS vs FRA	28-Oct
Final 7 - 8	GER vs SWE	28-Oct
Final 9 - 10	MEX vs JPN	55-56
Final 11- 12	KOR vs RSA	75-42

Final Standings

Medal	Rank	Team
	9	JPN Japan
	10	MEX Mexico
	11	KOR Korea
	12	RSA South Africa

PRNWB000001F7.00084A 00102813:00V040

Mexico (MEX)

After 7 Matches

No.	Name	G	MIN	MPG	PTS	PPG	Field Goals		2 Points		3 Points		Free Throws		Rebounds			AS	ST	TO	BS	PF
							M/A	%	M/A	%	M/A	%	M/A	%	OR	DR	TOT					
4	SALVADOR Pedro	7	104:39	14:57	12	1.7	6/19	31.6	6/19	31.6					6	4	10	1	1	3		5
5	QUEVEDO Sergio	5	58:48	11:45	8	1.6	4/10	40.0	4/10	40.0					3	1	4	1		2		5
6	LARRAGA Pablo	7	87:23	12:29	32	4.6	15/33	45.5	15/28	53.6	0/5	0.0	2/6	33.3	3	16	19	8	3	7		16
7	ISAIAS Armando	7	144:43	20:40	4	0.6	1/2	50.0	1/2	50.0			2/4	50.0	1	4	5	7		12	2	15
8	BLANCAS Luis	7	133:08	19:01	34	4.9	14/28	50.0	14/28	50.0			6/21	28.6	11	18	29	2	2	5	2	10
9	PULIDO Jose	7	101:57	14:33	18	2.6	8/23	34.8	7/22	31.8	1/1	100.0	1/7	14.3	4	16	20	5	1	7	1	14
10	OLIVAS Julio Cesar	7	119:29	17:04	35	5.0	13/43	30.2	8/25	32.0	5/18	27.8	4/8	50.0	6	5	11	7	5	14	1	14
11	MAGANA Rigoberto	6	64:04	10:40	7	1.2	2/13	15.4	2/12	16.7	0/1	0.0	3/8	37.5		6	6	6	4	7	1	10
12	HERNANDEZ Gilberto	5	82:53	16:34	27	5.4	13/45	28.9	12/38	31.6	1/7	14.3	0/6	0.0	2	10	12	8		16		8
13	DURAN Mauro	7	149:06	21:18	50	7.1	23/45	51.1	23/44	52.3	0/1	0.0	4/5	80.0	8	23	31	4		6	1	20
14	ORTEGA Raul	7	154:20	22:02	73	10.4	28/86	32.6	28/74	37.8	0/12	0.0	17/19	89.5	1	11	12	20	16	15	1	17
15	ZAVALA Salvador	7	199:30	28:30	99	14.1	43/84	51.2	43/81	53.1	0/3	0.0	13/22	59.1	15	37	52	6	12	16	1	9
Team/Coach																						
TOTALS					399	57.0	170/431	39.4	163/383	42.6	7/48	14.6	52/106	49.1	60	151	211	75	44	110	10	143
OPPONENTS					406	58.0	170/378	45.0	169/370	45.7	1/8	12.5	65/130	50.0	57	196	253	109	32	148	8	122

Wheelchair Basketball

Wheelchair Basketball

Wheelchair Basketball

Wheelchair Basketball

	MEX	OPPONENTS
Points from Turnovers	126	94
Points in the Paint	220	266
Second Chance Points	48	46
Fast Break Points	58	56

AVERAGES PER GAME

	MEX	OPPONENTS
Total Field Goals Made	24.3	24.3
2 Points Field Goals Made	23.3	24.1
3 Points Field Goals Made	1.0	0.1
Free Throws Made	7.4	9.3
Offensive Rebounds	8.6	8.1
Deffensive Rebounds	21.6	28.0
Total Rebounds	30.1	36.1
Assists	10.7	15.6
Steals	6.3	4.6
Turnovers	15.7	21.1
Blocked Shots	1.4	1.1
Fouls	20.4	17.4
Points from Turnovers	18.0	13.4
Points in the Paint	31.4	38.0
Second Chance Points	6.9	6.6
Fast Break Points	8.3	8.0

Legend:

G : Games Played	MIN : Minutes Played	MPG : Minutes Played per Game	PTS : Points
PPG : Points per Game	M/A : Made/Attempts	% : Shooting Percentage	OR : Offensive Rebounds
DR : Defensive Rebounds	TOT : Total Rebounds	AS : Assists	ST : Steals
TO : Turnovers	BS : Blocked Shots	PF : Fouls	

FINAL CUMULATIVE STATISTICS FOR MEXICO

PRNWB000001F8.00084A 00102813:01V050

Japan (JPN)

After 7 Matches

No.	Name	G	MIN	MPG	PTS	PPG	Field Goals		2 Points		3 Points		Free Throws		Rebounds			AS	ST	TO	BS	PF
							M/A	%	M/A	%	M/A	%	M/A	%	OR	DR	TOT					
4	NEGI Shinji	4	38:55	9:43	10	2.5	5/10	50.0	5/10	50.0					1	2	3			1		6
5	SHINTANI Hirofumi	7	53:08	7:35	8	1.1	4/16	25.0	4/15	26.7	0/1	0.0	0/2	0.0	5	7	12	5	2	3	1	3
6	MIYAKE Katsumi	7	219:29	31:21	88	12.6	35/102	34.3	31/81	38.3	4/21	19.0	14/23	60.9	9	19	28	12	6	17		17
7	SASAKI Katsuya	7	58:07	8:18			0/4	0.0	0/4	0.0					4	1	5	1		2		6
8	KORETOMO Keisuke	6	206:29	34:24	60	10.0	23/64	35.9	20/52	38.5	3/12	25.0	11/19	57.9	10	29	39	27	15	25		22
9	SUGASAWA Takao	4	15:40	3:55	6	1.5	1/12	8.3	1/9	11.1	0/3	0.0	4/8	50.0	1	4	5	1		1		2
10	IWANO Hiroshi	7	141:28	20:12	11	1.6	5/12	41.7	5/12	41.7			1/6	16.7	1	6	7	3	1	5	2	17
11	JIMBO Yasuhiro	7	210:38	30:05	59	8.4	23/54	42.6	22/52	42.3	1/2	50.0	12/26	46.2	6	36	42	9	6	15		23
12	KYOYA Kazuyuki	7	146:20	20:54	4	0.6	2/9	22.2	2/8	25.0	0/1	0.0			2	7	9	2		5		13
13	ISHIHARA Masaharu	4	23:45	5:56	9	2.3	4/15	26.7	4/15	26.7			1/6	16.7	7	4	11			4	1	1
14	OSHIMA Tomohiko	7	243:58	34:51	110	15.7	43/95	45.3	43/92	46.7	0/3	0.0	24/34	70.6	12	42	54	14	9	22	2	26
15	OIKAWA Shinpei	6	42:03	7:00	11	1.8	4/14	28.6	2/10	20.0	2/4	50.0	1/3	33.3	2	7	9	6		7	1	9
Team/Coach																						
TOTALS					376	53.7	149/407	36.6	139/360	38.6	10/47	21.3	68/127	53.5	60	164	224	80	39	107	7	145
OPPONENTS					380	54.3	159/390	40.8	154/369	41.7	5/21	23.8	57/118	48.3	70	189	259	91	30	132	6	134

AVERAGES PER GAME

	JPN	OPPONENTS
Points from Turnovers	110	79
Points in the Paint	206	222
Second Chance Points	43	64
Fast Break Points	38	66

	JPN	OPPONENTS
Total Field Goals Made	21.3	22.7
2 Points Field Goals Made	19.9	22.0
3 Points Field Goals Made	1.4	0.7
Free Throws Made	9.7	8.1
Offensive Rebounds	8.6	10.0
Deffensive Rebounds	23.4	27.0
Total Rebounds	32.0	37.0
Assists	11.4	13.0
Steals	5.6	4.3
Turnovers	15.3	18.9
Blocked Shots	1.0	0.9
Fouls	20.7	19.1
Points from Turnovers	15.7	11.3
Points in the Paint	29.4	31.7
Second Chance Points	6.1	9.1
Fast Break Points	5.4	9.4

Legend:

G : Games Played	MIN : Minutes Played	MPG : Minutes Played per Game	PTS : Points
PPG : Points per Game	M/A : Made/Attempts	% : Shooting Percentage	OR : Offensive Rebounds
DR : Defensive Rebounds	TOT : Total Rebounds	AS : Assists	ST : Steals
TO : Turnovers	BS : Blocked Shots	PF : Fouls	

FINAL CUMULATIVE STATISTICS FOR JAPAN

PRNWB000001F9.00073 00102815:06V010

Match No: 63

GER 19 vs 28 SWE

Start Time: 14:30

Attendance:

Referees: RAMOT Itzhack (ISR)
GAUTHIER Sebastien (CAN)

BURFORD Jonathon (USA)

FIRST HALF

Scoring by 5 min intervals: **GER**
SWE

8	12	16	19
8	14	23	28

Germany (GER)

No.	Name	MIN	PTS	Field Goals		2 Points		3 Points		Free Throws		Rebounds			AS	ST	TO	BS	PF
				M/A	%	M/A	%	M/A	%	M/A	%	OR	DR	TOT					
4	SCHWARZ Ralf																		
* 5	HUEBNER Lars	08:59	2	1/3	33.3	1/3	33.3			0/2	0.0			1					
6	SNIEGOCKI Markus	11:54		0/1	0.0	0/1	0.0									3		1	
7	FISCHER Thomas	03:50																	
8	WIMMERS Guido	10:34	3	1/6	16.7	1/6	16.7			1/2	50.0	1	3	4			1		
9	HABERKORN Markus																		
10	LEONHARDT Joerg	07:11		0/2	0.0	0/2	0.0												2
* 11	OTTO Martin	16:37	3	0/4	0.0	0/4	0.0			3/4	75.0	2	2	4	1				
* 12	THALHEIM Dirk	15:07													1				1
* 13	CHRISTINK Lars	12:59	7	3/4	75.0	2/3	66.7	1/1	100.0								4		
14	COSKUN Ahmet																1	1	2
* 15	KOEHLER Dirk	12:49	4	2/2	100.0	2/2	100.0					1	2	3					
Team Coach																			
TOTALS			19	7/22	31.8	6/21	28.6	1/1	100.0	4/8	50.0	4	7	11	3		8	2	6
Coach		ROEMER Gerd																	
Assistant Coach																			

Sweden (SWE)

No.	Name	MIN	PTS	Field Goals		2 Points		3 Points		Free Throws		Rebounds			AS	ST	TO	BS	PF
				M/A	%	M/A	%	M/A	%	M/A	%	OR	DR	TOT					
4	HAIDARI Hussein	11:01	7	3/4	75.0	3/4	75.0			1/4	25.0	1	1	2					1
* 5	JAMESON Per	12:49																	2
6	FLENSBURG Daniel																		
7	GUSTAVSSON Joachim	11:01	4	2/4	50.0	2/4	50.0			0/1	0.0	2	1	3			4		1
* 8	ABLORH Enoch	08:59	4	2/4	50.0	2/3	66.7	0/1	0.0			1		1	2				2
9	WAPNER Christian	07:11																	
10	BERGLUND Gunnar																		
11	KOHLSTROEM Peter																		
* 12	AKERBERG Thomas	08:59	2	1/2	50.0	1/2	50.0						1	1			1		2
* 13	UHLEN Per	12:49	4	2/4	50.0	2/4	50.0								1				
14	WEGEBORN Stefan	07:11	2	1/2	50.0	1/2	50.0												
* 15	ANDERSSON Lars-Gunnar	20:00	5	2/9	22.2	2/8	25.0	0/1	0.0	1/2	50.0	5	8	13	4	1	3		1
Team Coach																			
TOTALS			28	13/29	44.8	13/27	48.1	0/2	0.0	2/7	28.6	9	11	20	7	1	8		9
Coach		KARLSSON Kjell																	
Assistant Coach		STAVEGREN Joakim																	

	GER	SWE
Points from Turnovers:	5	8
Biggest Lead:	2 (2-0)	10 (26-16)
Second Chance Points:	2	8
Lead Changes:	5	

	GER	SWE
Points in the Paint:	6	16
Biggest Scoring Run:	3-0 (8-6)	12-2 (26-16)
Fast Break Points:		2
Times Tied:	5	

Legend:

MIN : Minutes Played **M/A** : Made/Attempts **%** : Shooting Percentage **OR** : Offensive Rebounds
DR : Defensive Rebounds **TOT** : Total Rebounds **AS** : Assist **ST** : Steals
TO : Turnovers **BS** : Blocked Shots **PF** : Fouls **PTS** : Points
HF : Half of Time **OT** : Over Time * : Starting/Initial

PRNWB000001FA.00069 00102815:53V010

Match No: 63

GER 40 vs 56 SWE

Start Time: 14:30

Attendance: 14165

Referees: RAMOT Itzhack (ISR)
GAUTHIER Sebastien (CAN)

BURFORD Jonathon (USA)

Scoring by 5 min intervals:	GER	1.HF				2.HF			
		SWE	8	12	16	19	22	28	36
		8	12	16	19	22	28	36	40
		8	14	23	28	34	37	45	56

Time	Score	Germany	Action	Sweden	Time	Score	Germany	Action	Sweden
FIRST HALF					FIRST HALF				
20:00		5 - HUEBNER Lars	Player IN		13:04		5 - HUEBNER Lars	Assist	
20:00		11 - OTTO Martin	Player IN		12:48			2 Pt. Miss	15 - ANDERSSON L.G.
20:00		12 - THALHEIM Dirk	Player IN		12:43		11 - OTTO Martin	Defens.Rebound	
20:00		13 - CHRISTINK Lars	Player IN		12:22		5 - HUEBNER Lars	2 Pt. Miss	
20:00		15 - KOEHLER Dirk	Player IN		12:18			Defens.Rebound	15 - ANDERSSON L.G.
20:00			Player IN	5 - JAMESON Per	12:11			2 Pt. Miss	15 - ANDERSSON L.G.
20:00			Player IN	8 - ABLORH Enoch	12:09		15 - KOEHLER Dirk	Defens.Rebound	
20:00			Player IN	12 - AKERBERG Thomas	11:54			Foul	8 - ABLORH Enoch (P2,T5)
20:00			Player IN	13 - UHLEN Per	11:54		13 - CHRISTINK Lars	Player OUT	
20:00			Player IN	15 - ANDERSSON L.G.	11:54		6 - SNEGOCKI Markus	Player IN	
19:49	2-0	13 - CHRISTINK Lars	2 Pt. in the paint		11:49		6 - SNEGOCKI Markus	2 Pt. Miss	
19:36	2-2		2 Pt. MADE	8 - ABLORH Enoch	11:45		11 - OTTO Martin	Offens.Rebound	
19:36			Assist	13 - UHLEN Per	11:45		11 - OTTO Martin	2 Pt. Miss	
19:22			Foul	12 - AKERBERG Thomas (P1,T1)	11:43			Defens.Rebound	15 - ANDERSSON L.G.
19:22	3-2	11 - OTTO Martin	Free Th. MADE		11:17			3 Pt. Miss	8 - ABLORH Enoch
19:22		11 - OTTO Martin	Free Th. Miss		11:14		11 - OTTO Martin	Defens.Rebound	
19:11		5 - HUEBNER Lars	2 Pt. Miss		11:01			Player OUT	8 - ABLORH Enoch
19:08			Defens.Rebound	15 - ANDERSSON L.G.	11:01			Player IN	4 - HAIDARI Hussein
19:06			Turnover	12 - AKERBERG Thomas	11:01			Player OUT	12 - AKERBERG Thomas
18:53		13 - CHRISTINK Lars	Turnover		11:01			Player IN	7 - GUSTAVSSON Joachim
18:40	3-4		2 Pt. MADE	13 - UHLEN Per	11:01		5 - HUEBNER Lars	Player OUT	
18:40			Assist	8 - ABLORH Enoch	11:01		7 - FISCHER Thomas	Player IN	
18:29			Foul	12 - AKERBERG Thomas (P2,T2)	10:52		11 - OTTO Martin	2 Pt. Miss	
18:29		5 - HUEBNER Lars	Free Th. Miss		10:48			Defens.Rebound	15 - ANDERSSON L.G.
18:29		5 - HUEBNER Lars	Free Th. Miss		10:36			2 Pt. Miss	4 - HAIDARI Hussein
18:25		15 - KOEHLER Dirk	Offens.Rebound		10:34			Offens.Rebound	15 - ANDERSSON L.G.
18:25	5-4	15 - KOEHLER Dirk	Tap MADE		10:34	12-14		Tap MADE	15 - ANDERSSON L.G.
18:08	5-6		2 Pt. MADE	8 - ABLORH Enoch	10:34		11 - OTTO Martin	Player OUT	
18:08			Assist	15 - ANDERSSON L.G.	10:34		8 - WIMMERS Guido	Player IN	
17:52			Foul	8 - ABLORH Enoch (P1,T3)	10:09			Foul	4 - HAIDARI Hussein (P1,T6)
17:29	8-6	13 - CHRISTINK Lars	3 Pt. MADE		9:54		8 - WIMMERS Guido	2 Pt. Miss	
17:29		11 - OTTO Martin	Assist		9:51			Defens.Rebound	4 - HAIDARI Hussein
16:56	8-8		2 Pt. MADE	15 - ANDERSSON L.G.	9:27			3 Pt. Miss	15 - ANDERSSON L.G.
16:39		13 - CHRISTINK Lars	Turnover		9:16			Foul	5 - JAMESON Per (P2,T7)
16:36			Steal	15 - ANDERSSON L.G.	9:11		15 - KOEHLER Dirk	Turnover	
16:19			2 Pt. Miss	13 - UHLEN Per	8:46			Turnover	7 - GUSTAVSSON Joachim
16:16			Offens.Rebound	8 - ABLORH Enoch	8:37	14-14	8 - WIMMERS Guido	2 Pt. in the paint	
16:11			2 Pt. Miss	13 - UHLEN Per	8:37		12 - THALHEIM Dirk	Assist	
16:09		15 - KOEHLER Dirk	Defens.Rebound		8:08			2 Pt. Miss	7 - GUSTAVSSON Joachim
15:52			Foul	5 - JAMESON Per (P1,T4)	8:06		8 - WIMMERS Guido	Block Shot	
15:47		13 - CHRISTINK Lars	2 Pt. Miss		8:04			Offens.Rebound	15 - ANDERSSON L.G.
15:42			Defens.Rebound	12 - AKERBERG Thomas	8:04			2 Pt. Miss	15 - ANDERSSON L.G.
15:35			Turnover	15 - ANDERSSON L.G.	8:01			Offens.Rebound	7 - GUSTAVSSON Joachim
15:22		11 - OTTO Martin	2 Pt. Miss		8:01	14-16		2 Pt. MADE	7 - GUSTAVSSON Joachim
15:19			Defens.Rebound	15 - ANDERSSON L.G.	7:50		8 - WIMMERS Guido	2 Pt. Miss	
15:05		15 - KOEHLER Dirk (P1,T1)	Foul		7:46			Defens.Rebound	7 - GUSTAVSSON Joachim
14:46		15 - KOEHLER Dirk (P2,T2)	Foul		7:27			2 Pt. Miss	15 - ANDERSSON L.G.
14:40			2 Pt. Miss	12 - AKERBERG Thomas	7:25			Offens.Rebound	15 - ANDERSSON L.G.
14:28	10-8	5 - HUEBNER Lars	2 Pt. MADE		7:25			2 Pt. Miss	15 - ANDERSSON L.G.
14:10			2 Pt. Miss	8 - ABLORH Enoch	7:25			Offens.Rebound	15 - ANDERSSON L.G.
14:10		15 - KOEHLER Dirk	Block Shot		7:25		12 - THALHEIM Dirk (P1,T3)	Foul	
14:06	10-10		2 Pt. in the paint	13 - UHLEN Per	7:25	14-17		Free Th. MADE	15 - ANDERSSON L.G.
14:06			Assist	8 - ABLORH Enoch	7:25			Free Th. Miss	15 - ANDERSSON L.G.
13:55		13 - CHRISTINK Lars	Turnover		7:22		8 - WIMMERS Guido	Defens.Rebound	
13:29	10-12		2 Pt. in the paint	12 - AKERBERG Thomas	7:11		6 - SNEGOCKI Markus	Turnover	
13:29			Assist	15 - ANDERSSON L.G.	7:11			Player OUT	5 - JAMESON Per
13:04	12-12	15 - KOEHLER Dirk	2 Pt. MADE		7:11			Player IN	14 - WEGEBORN Stefan

Wheelchair Basketball

Wheelchair Basketball

Wheelchair Basketball

Wheelchair Basketball

MEN

7TH-8TH PLACE

PLAY BY PLAY



SAT 28 OCT 2000

SYDNEY SUPERDOME

Time	Score	Germany	Action	Sweden	Time	Score	Germany	Action	Sweden
FIRST HALF					SECOND HALF				
7:11		7 - FISCHER Thomas	Player OUT		20:00			Player IN	13 - UHLEN Per
7:11		15 - KOEHLER Dirk	Player OUT		20:00			Player IN	15 - ANDERSSON L.G.
7:11		11 - OTTO Martin	Player IN		19:40		7 - FISCHER Thomas	2 Pt. Miss	
7:11		10 - LEONHARDT Joerg	Player IN		19:37			Defens.Rebound	13 - UHLEN Per
7:11			Player OUT	13 - UHLEN Per	19:15			Turnover	8 - ABLORH Enoch
7:11			Player IN	9 - WAPNER Christian	18:48		15 - KOEHLER Dirk	2 Pt. Miss	
6:29	14-19		2 Pt. in the paint	7 - GUSTAVSSON Joachim	18:44			Defens.Rebound	13 - UHLEN Per
6:19		8 - WIMMERS Guido	2 Pt. Miss		18:23	19-30		2 Pt. in the paint	8 - ABLORH Enoch
6:17			Defens.Rebound	15 - ANDERSSON L.G.	18:03		15 - KOEHLER Dirk	2 Pt. Miss	
6:02			2 Pt. Miss	15 - ANDERSSON L.G.	18:00			Defens.Rebound	12 - AKERBERG Thomas
5:59			Offens.Rebound	7 - GUSTAVSSON Joachim	17:51	19-32		2 Pt. in the paint	8 - ABLORH Enoch
5:42			2 Pt. Miss	14 - WEGEBORN Stefan	17:51			Assist	15 - ANDERSSON L.G.
5:40			Offens.Rebound	15 - ANDERSSON L.G.	17:29	22-32	13 - CHRISTINK Lars	3 Pt. MADE	
5:25	14-21		2 Pt. in the paint	14 - WEGEBORN Stefan	17:00			2 Pt. Miss	15 - ANDERSSON L.G.
5:25			Assist	15 - ANDERSSON L.G.	16:58		13 - CHRISTINK Lars	Defens.Rebound	
5:25		Germany	Time Out		16:45			Steal	13 - UHLEN Per
5:16			Foul	15 - ANDERSSON L.G. (P1,T8)	16:45		7 - FISCHER Thomas	Turnover	
5:16	15-21	11 - OTTO Martin	Free Th. MADE		16:45		11 - OTTO Martin (P1,T1)	Foul	
5:16	16-21	11 - OTTO Martin	Free Th. MADE		16:45		15 - KOEHLER Dirk	Player OUT	
5:06	16-23		2 Pt. in the paint	4 - HAIDARI Hussein	16:45		10 - LEONHARDT Joerg	Player IN	
5:06		6 - SNIEGOCKI Markus (P1,T4)	Foul		16:45		7 - FISCHER Thomas	Player OUT	
5:06			Free Th. Miss	4 - HAIDARI Hussein	16:45		8 - WIMMERS Guido	Player IN	
5:03			Offens.Rebound	4 - HAIDARI Hussein	16:33		8 - WIMMERS Guido (P1,T2)	Foul	
5:02			2 Pt. Miss	7 - GUSTAVSSON Joachim	16:28			2 Pt. Miss	13 - UHLEN Per
4:53		10 - LEONHARDT Joerg (P1,T5)	Foul		16:26		11 - OTTO Martin	Defens.Rebound	
4:53		12 - THALHEIM Dirk	Player OUT		16:18		10 - LEONHARDT Joerg	2 Pt. Miss	
4:53		13 - CHRISTINK Lars	Player IN		16:15			Defens.Rebound	8 - ABLORH Enoch
4:53			Free Th. Miss	4 - HAIDARI Hussein	15:49			2 Pt. Miss	8 - ABLORH Enoch
4:53	16-24		Free Th. MADE	4 - HAIDARI Hussein	15:46		8 - WIMMERS Guido	Defens.Rebound	
4:33			Turnover		15:33			Foul	15 - ANDERSSON L.G. (P2,T1)
4:24	16-26	6 - SNIEGOCKI Markus	2 Pt. in the paint	4 - HAIDARI Hussein	15:22		11 - OTTO Martin	2 Pt. Miss	
4:24		10 - LEONHARDT Joerg (P2,T6)	Foul		15:20			Defens.Rebound	13 - UHLEN Per
4:24			Free Th. Miss	4 - HAIDARI Hussein	15:17			Fast Break	Sweden
4:21		8 - WIMMERS Guido	Defens.Rebound		15:17	22-34		2 Pt. in the paint	8 - ABLORH Enoch
4:08		13 - CHRISTINK Lars	Turnover		15:17		10 - LEONHARDT Joerg (P3,T3)	Foul	
3:40			Turnover	15 - ANDERSSON L.G.	15:17			Free Th. Miss	8 - ABLORH Enoch
3:25		10 - LEONHARDT Joerg	2 Pt. Miss		15:15		8 - WIMMERS Guido	Defens.Rebound	
3:17			Turnover	15 - ANDERSSON L.G.	15:01		8 - WIMMERS Guido	Turnover	
3:05		6 - SNIEGOCKI Markus	Turnover		14:42		10 - LEONHARDT Joerg (P4,T4)	Foul	
2:49			Turnover	7 - GUSTAVSSON Joachim	14:42		11 - OTTO Martin	Player OUT	
2:49			Time Out	Sweden	14:42		4 - SCHWARZ Ralf	Player IN	
2:34	18-26	13 - CHRISTINK Lars	2 Pt. MADE		14:35		4 - SCHWARZ Ralf (P1,T5)	Foul	
2:08			Turnover	7 - GUSTAVSSON Joachim	14:27			2 Pt. in the paint	8 - ABLORH Enoch
1:51		10 - LEONHARDT Joerg	2 Pt. Miss		14:10	22-36	13 - CHRISTINK Lars	3 Pt. Miss	
1:29			Turnover	7 - GUSTAVSSON Joachim	14:06			Foul	12 - AKERBERG Thomas (P3,T2)
1:08			Foul	7 - GUSTAVSSON Joachim (P1,T9)	14:00		10 - LEONHARDT Joerg	2 Pt. Miss	
1:08	19-26	8 - WIMMERS Guido	Free Th. MADE		13:59		10 - LEONHARDT Joerg	Offens.Rebound	
1:08		8 - WIMMERS Guido	Free Th. Miss		13:56		4 - SCHWARZ Ralf	2 Pt. Miss	
1:05		8 - WIMMERS Guido	Offens.Rebound		13:54			Defens.Rebound	15 - ANDERSSON L.G.
1:04		8 - WIMMERS Guido	2 Pt. Miss		13:28			3 Pt. Miss	8 - ABLORH Enoch
1:00		11 - OTTO Martin	Offens.Rebound		13:26		4 - SCHWARZ Ralf	Defens.Rebound	
1:00		11 - OTTO Martin	2 Pt. Miss		13:01	24-36	10 - LEONHARDT Joerg	2 Pt. MADE	
0:56			Defens.Rebound	15 - ANDERSSON L.G.	13:01		13 - CHRISTINK Lars	Assist	
0:28			Free Th. Miss	7 - GUSTAVSSON Joachim	13:01			Foul	12 - AKERBERG Thomas (P4,T3)
0:24		8 - WIMMERS Guido	Defens.Rebound		13:01		Germany	Time Out	
0:05		8 - WIMMERS Guido	2 Pt. Miss		12:48	26-36	8 - WIMMERS Guido	2 Pt. in the paint	
0:02			Defens.Rebound	15 - ANDERSSON L.G.	12:23		12 - THALHEIM Dirk (P2,T6)	Foul	
0:00			Fast Break	Sweden	12:23	26-37		Free Th. MADE	8 - ABLORH Enoch
0:00	19-28		2 Pt. in the paint	4 - HAIDARI Hussein	12:23			Free Th. Miss	8 - ABLORH Enoch
0:00			Assist	15 - ANDERSSON L.G.	12:22		8 - WIMMERS Guido	Defens.Rebound	
SECOND HALF					SECOND HALF				
20:00		7 - FISCHER Thomas	Player IN		11:52		13 - CHRISTINK Lars	3 Pt. Miss	
20:00		15 - KOEHLER Dirk	Player IN		11:50			Defens.Rebound	13 - UHLEN Per
20:00		11 - OTTO Martin	Player IN		11:49			Turnover	8 - ABLORH Enoch
20:00		12 - THALHEIM Dirk	Player IN		11:39		10 - LEONHARDT Joerg	2 Pt. Miss	
20:00		13 - CHRISTINK Lars	Player IN		11:37			Defens.Rebound	15 - ANDERSSON L.G.
20:00			Player IN	5 - JAMESON Per	11:34		4 - SCHWARZ Ralf (P2,T7)	Foul	
20:00			Player IN	8 - ABLORH Enoch	11:19			Turnover	13 - UHLEN Per
20:00			Player IN	12 - AKERBERG Thomas	11:03			Foul	13 - UHLEN Per (P1,T4)
20:00			Player IN		11:00		13 - CHRISTINK Lars	2 Pt. Miss	

Wheelchair Basketball

Wheelchair Basketball

Wheelchair Basketball

Wheelchair Basketball

Time	Score	Germany	Action	Sweden	Time	Score	Germany	Action	Sweden
SECOND HALF					SECOND HALF				
10:58		4 - SCHWARZ Ralf	Offens.Rebound		4:41			Defens.Rebound	4 - HAIDARI Hussein
10:58	28-37	4 - SCHWARZ Ralf	Tap MADE		4:33	36-47		2 Pt. in the paint	4 - HAIDARI Hussein
10:38			2 Pt. Miss	8 - ABLORH Enoch	4:33		12 - THALHEIM Dirk (P3,T12)	Foul	
10:36		8 - WIMMERS Guido	Defens.Rebound		4:33		8 - WIMMERS Guido	Player OUT	
10:11		13 - CHRISTINK Lars	2 Pt. Miss		4:33		11 - OTTO Martin	Player IN	
10:09		8 - WIMMERS Guido	Offens.Rebound		4:33			Free Th. Miss	4 - HAIDARI Hussein
10:07		8 - WIMMERS Guido	2 Pt. Miss		4:31			Offens.Rebound	7 - GUSTAVSSON Joachim
10:05			Defens.Rebound	12 - AKERBERG Thomas	4:11			2 Pt. Miss	15 - ANDERSSON L.G.
9:54			2 Pt. Miss	13 - UHLEN Per	4:08		12 - THALHEIM Dirk	Defens.Rebound	
9:52		8 - WIMMERS Guido	Defens.Rebound		4:02			Foul	4 - HAIDARI Hussein (P2,T6)
9:40		4 - SCHWARZ Ralf	2 Pt. Miss		4:02		11 - OTTO Martin	Free Th. Miss	
9:37		4 - SCHWARZ Ralf	Offens.Rebound		4:02		11 - OTTO Martin	Free Th. Miss	
9:37	30-37	4 - SCHWARZ Ralf	Tap MADE		4:00			Defens.Rebound	15 - ANDERSSON L.G.
9:28		13 - CHRISTINK Lars (P1,T8)	Foul		3:54		13 - CHRISTINK Lars (P2,T13)	Foul	
9:28		13 - CHRISTINK Lars	Player OUT		3:54			Free Th. Miss	4 - HAIDARI Hussein
9:28		6 - SNEGOCKI Markus	Player IN		3:54	36-48		Free Th. MADE	4 - HAIDARI Hussein
9:28			Free Th. Miss	8 - ABLORH Enoch	3:38		10 - LEONHARDT Joerg	2 Pt. Miss	
9:28			Free Th. Miss	8 - ABLORH Enoch	3:37			Defens.Rebound	7 - GUSTAVSSON Joachim
9:25		6 - SNEGOCKI Markus	Defens.Rebound		3:31			Fast Break	Sweden
9:06			Foul	13 - UHLEN Per (P2,T5)	3:30	36-50		2 Pt. in the paint	4 - HAIDARI Hussein
9:06			Player OUT	8 - ABLORH Enoch	3:30			Assist	15 - ANDERSSON L.G.
9:06			Player OUT	12 - AKERBERG Thomas	3:05		11 - OTTO Martin	2 Pt. Miss	
9:06			Player IN	7 - GUSTAVSSON Joachim	3:02		4 - SCHWARZ Ralf	Offens.Rebound	
9:06			Player IN	4 - HAIDARI Hussein	3:02	38-50	4 - SCHWARZ Ralf	Tap MADE	
8:59	32-37	10 - LEONHARDT Joerg	2 Pt. in the paint		2:33		12 - THALHEIM Dirk (P4,T14)	Foul	
8:59		8 - WIMMERS Guido	Assist		2:33	38-51		Free Th. MADE	5 - JAMESON Per
8:46	32-39		2 Pt. in the paint	4 - HAIDARI Hussein	2:33			Free Th. Miss	5 - JAMESON Per
8:46		6 - SNEGOCKI Markus (P2,T9)	Foul		2:30		4 - SCHWARZ Ralf	Defens.Rebound	
8:46			Free Th. Miss	4 - HAIDARI Hussein	2:18		11 - OTTO Martin	2 Pt. Miss	
8:44		8 - WIMMERS Guido	Defens.Rebound		2:17		11 - OTTO Martin	Offens.Rebound	
8:27		6 - SNEGOCKI Markus	2 Pt. Miss		2:13		13 - CHRISTINK Lars	3 Pt. Miss	
8:25			Defens.Rebound	7 - GUSTAVSSON Joachim	2:11		13 - CHRISTINK Lars	Offens.Rebound	
8:02		4 - SCHWARZ Ralf (P3,T10)	Foul		2:00		13 - CHRISTINK Lars	2 Pt. Miss	
8:02			Free Th. Miss	15 - ANDERSSON L.G.	1:56			Defens.Rebound	4 - HAIDARI Hussein
8:02			Free Th. Miss	15 - ANDERSSON L.G.	1:50	38-53		2 Pt. in the paint	7 - GUSTAVSSON Joachim
8:00		8 - WIMMERS Guido	Defens.Rebound		1:50			Assist	4 - HAIDARI Hussein
7:38	34-39	12 - THALHEIM Dirk	2 Pt. in the paint		1:28	40-53	12 - THALHEIM Dirk	2 Pt. in the paint	
7:38		8 - WIMMERS Guido	Assist		1:28		11 - OTTO Martin	Assist	
7:15	34-41		2 Pt. in the paint	7 - GUSTAVSSON Joachim	1:23		13 - CHRISTINK Lars (P3,T15)	Foul	
7:15			Assist	13 - UHLEN Per	1:23		12 - THALHEIM Dirk	Player OUT	
6:52			Steal	4 - HAIDARI Hussein	1:23		6 - SNEGOCKI Markus	Player IN	
6:50		8 - WIMMERS Guido	Turnover		1:23	40-54		Free Th. MADE	4 - HAIDARI Hussein
6:44	34-43		2 Pt. in the paint	7 - GUSTAVSSON Joachim	1:23	40-55		Free Th. MADE	4 - HAIDARI Hussein
6:44		Germany	Time Out		1:07		4 - SCHWARZ Ralf	2 Pt. Miss	
6:19		8 - WIMMERS Guido	2 Pt. Miss		1:01			Defens.Rebound	15 - ANDERSSON L.G.
6:17			Defens.Rebound	7 - GUSTAVSSON Joachim	1:01		13 - CHRISTINK Lars	Steal	
6:11			Fast Break	Sweden	1:01			Turnover	15 - ANDERSSON L.G.
6:10	34-45		2 Pt. in the paint	4 - HAIDARI Hussein	1:01		4 - SCHWARZ Ralf	Turnover	
5:44	36-45	4 - SCHWARZ Ralf	2 Pt. in the paint		1:01		4 - SCHWARZ Ralf (P5,T16)	Technical Foul	
5:42		12 - THALHEIM Dirk	Assist		1:01		4 - SCHWARZ Ralf	Player OUT	
5:21			2 Pt. Miss	7 - GUSTAVSSON Joachim	1:01		8 - WIMMERS Guido	Player IN	
5:20		4 - SCHWARZ Ralf	Defens.Rebound		1:01	40-56		Free Th. MADE	15 - ANDERSSON L.G.
5:05		8 - WIMMERS Guido	2 Pt. Miss		1:01			Free Th. Miss	15 - ANDERSSON L.G.
5:02			Defens.Rebound	13 - UHLEN Per	0:58		11 - OTTO Martin	Defens.Rebound	
5:02		4 - SCHWARZ Ralf (P4,T11)	Foul		0:46		11 - OTTO Martin	2 Pt. Miss	
5:02		6 - SNEGOCKI Markus	Player OUT		0:44			Defens.Rebound	7 - GUSTAVSSON Joachim
5:02		13 - CHRISTINK Lars	Player IN		0:18			2 Pt. Miss	4 - HAIDARI Hussein
5:02			Free Th. Miss	4 - HAIDARI Hussein	0:17		13 - CHRISTINK Lars	Defens.Rebound	
5:02			Free Th. Miss	4 - HAIDARI Hussein	0:10		11 - OTTO Martin	2 Pt. Miss	
5:00		8 - WIMMERS Guido	Defens.Rebound		0:08			Defens.Rebound	15 - ANDERSSON L.G.
4:43		13 - CHRISTINK Lars	2 Pt. Miss		0:00			END OF PERIOD	

Wheelchair Basketball

Wheelchair Basketball

Wheelchair Basketball

Wheelchair Basketball

PRNWB000001FB.00073 00102815:52V020

Match No: 63

GER 40 vs 56 SWE

Start Time: 14:30

Attendance: 14165

Referees: RAMOT Itzhack (ISR)
GAUTHIER Sebastien (CAN)

BURFORD Jonathon (USA)

Scoring by 5 min intervals:	GER	SWE	1.HF				2.HF			
			8	12	16	19	22	28	36	40
			8	12	16	19	22	28	36	40
			8	14	23	28	34	37	45	56

Germany (GER)

No.	Name	MIN	PTS	Field Goals		2 Points		3 Points		Free Throws		Rebounds			AS	ST	TO	BS	PF
				M/A	%	M/A	%	M/A	%	M/A	%	OR	DR	TOT					
4	SCHWARZ Ralf	13:41	8	4/7	57.1	4/7	57.1					3	3	6			1		5
* 5	HUEBNER Lars	08:59	2	1/3	33.3	1/3	33.3			0/2	0.0				1				
6	SNIEGOCKI Markus	17:43		0/2	0.0	0/2	0.0						1	1			3		2
7	FISCHER Thomas	07:05		0/1	0.0	0/1	0.0										1		
8	WIMMERS Guido	23:47	5	2/10	20.0	2/10	20.0			1/2	50.0	2	11	13	2		2	1	1
9	HABERKORN Markus																		
10	LEONHARDT Joerg	23:56	4	2/8	25.0	2/8	25.0					1		1					4
* 11	OTTO Martin	26:28	3	0/9	0.0	0/9	0.0			3/6	50.0	3	4	7	2				1
* 12	THALHEIM Dirk	33:44	4	2/2	100.0	2/2	100.0						1	1	2				4
* 13	CHRISTINK Lars	28:33	10	4/12	33.3	2/7	28.6	2/5	40.0			1	2	3	1	1	4		3
14	COSKUN Ahmet																		
* 15	KOEHLER Dirk	16:04	4	2/4	50.0	2/4	50.0					1	2	3			1	1	2
Team Coach																			
TOTALS			40	17/58	29.3	15/53	28.3	2/5	40.0	4/10	40.0	11	24	35	8	1	12	2	22
Coach		ROEMER Gerd																	
Assistant Coach																			

Sweden (SWE)

No.	Name	MIN	PTS	Field Goals		2 Points		3 Points		Free Throws		Rebounds			AS	ST	TO	BS	PF
				M/A	%	M/A	%	M/A	%	M/A	%	OR	DR	TOT					
4	HAIDARI Hussein	20:07	18	7/9	77.8	7/9	77.8			4/12	33.3	1	3	4	1	1			2
* 5	JAMESON Per	32:49	1							1/2	50.0								2
6	FLENSBURG Daniel																		
7	GUSTAVSSON Joachim	20:07	10	5/8	62.5	5/8	62.5			0/1	0.0	3	5	8			4		1
* 8	ABLORH Enoch	19:53	13	6/11	54.5	6/9	66.7	0/2	0.0	1/5	20.0	1	1	2	2		2		2
9	WAPNER Christian	07:11																	
10	BERGLUND Gunnar																		
11	KOHLSTROEM Peter																		
* 12	AKERBERG Thomas	19:53	2	1/2	50.0	1/2	50.0						3	3			1		4
* 13	UHLEN Per	32:49	4	2/6	33.3	2/6	33.3						5	5	2	1	1		2
14	WEGEBORN Stefan	07:11	2	1/2	50.0	1/2	50.0												
* 15	ANDERSSON Lars-Gunnar	40:00	6	2/11	18.2	2/10	20.0	0/1	0.0	2/6	33.3	5	13	18	6	1	4		2
Team Coach																			
TOTALS			56	24/49	49.0	24/46	52.2	0/3	0.0	8/26	30.8	10	30	40	11	3	12		15
Coach		KARLSSON Kjell																	
Assistant Coach		STAVEGREN Joakim																	

	GER	SWE
Points from Turnovers:	7	13
Biggest Lead:	2 (2-0)	16 (56-40)
Second Chance Points:	8	8
Lead Changes:	5	

	GER	SWE
Points in the Paint:	22	38
Biggest Scoring Run:	10-1 (32-37)	12-2 (26-16)
Fast Break Points:	8	
Times Tied:	5	

Legend:
MIN : Minutes Played **M/A** : Made/Attempts **%** : Shooting Percentage **OR** : Offensive Rebounds
DR : Defensive Rebounds **TOT** : Total Rebounds **AS** : Assist **ST** : Steals
TO : Turnovers **BS** : Blocked Shots **PF** : Fouls **PTS** : Points
HF : Half of Time **OT** : Over Time * : Starting/Initial

PRNWB000001FC.00076B 00102815:54V130

Preliminary Group A								MATCHES			POINTS		Class.
Rank		CAN	USA	GBR	GER	MEX	RSA	PLAY	WON	LOST	FOR	AGST	Points
1	CAN		58-45	55-50	68-43	61-33	85-25	5	5	0	327	196	10
2	USA	45-58		74-65	58-46	60-44	97-25	5	4	1	334	238	9
3	GBR	50-55	65-74		61-43	70-58	83-32	5	3	2	329	262	8
4	GER	43-68	46-58	43-61		69-56	113-27	5	2	3	314	270	7
5	MEX	33-61	44-60	58-70	56-69		83-34	5	1	4	274	294	6
6	RSA	25-85	25-97	32-83	27-113	34-83		5	0	5	143	461	5

Preliminary Group B								MATCHES			POINTS		Class.
Rank		NED	FRA	AUS	SWE	JPN	KOR	PLAY	WON	LOST	FOR	AGST	Points
1	NED		76-51	48-47	62-45	62-52	83-48	5	5	0	331	243	10
2	FRA	51-76		63-54	51-50	67-44	65-48	5	4	1	297	272	9
3	AUS	47-48	54-63		69-54	64-36	77-33	5	3	2	311	234	8
4	SWE	45-62	50-51	54-69		60-43	57-55	5	2	3	266	280	7
5	JPN	52-62	44-67	36-64	43-60		64-43	5	1	4	239	296	6
6	KOR	48-83	48-65	33-77	55-57	43-64		5	0	5	227	346	5

Classification

Phase	Teams	Result
Quarterfinals 1 - 8	USA vs AUS	62-54
Quarterfinals 1 - 8	NED vs GER	72-66
Quarterfinals 1 - 8	FRA vs GBR	56-67
Quarterfinals 1 - 8	CAN vs SWE	73-39
Semifinals 9 - 12	MEX vs KOR	70-56
Semifinals 9 - 12	JPN vs RSA	81-29
Semifinals 1 - 4	USA vs NED	62-63
Semifinals 1 - 4	CAN vs GBR	66-51
Final 1 - 2	NED vs CAN	28-Oct
Final 3 - 4	USA vs GBR	28-Oct
Semifinals 5 - 8	AUS vs GER	61-53
Semifinals 5 - 8	SWE vs FRA	74-75
Final 5 - 6	AUS vs FRA	28-Oct
Final 7 - 8	GER vs SWE	40-56
Final 9 - 10	MEX vs JPN	55-56
Final 11- 12	KOR vs RSA	75-42

Final Standings

Medal	Rank	Team
	7	SWE Sweden
	8	GER Germany
	9	JPN Japan
	10	MEX Mexico
	11	KOR Korea
	12	RSA South Africa

PRNWB000001FD.00084A 00102815:55V060

Germany (GER)

After 8 Matches

No.	Name	G	MIN	MPG	PTS	PPG	Field Goals		2 Points		3 Points		Free Throws		Rebounds			AS	ST	TO	BS	PF
							M/A	%	M/A	%	M/A	%	M/A	%	OR	DR	TOT					
4	SCHWARZ Ralf	4	50:55	12:43	31	7.8	15/26	57.7	15/26	57.7			1/2	50.0	9	8	17		1	2	1	11
5	HUEBNER Lars	8	152:24	19:03	16	2.0	8/24	33.3	8/24	33.3			0/4	0.0	2	8	10	9	1	5	1	13
6	SNIEGOCKI Markus	7	123:44	17:40	21	3.0	7/21	33.3	7/20	35.0	0/1	0.0	7/8	87.5		9	9	10	4	14		14
7	FISCHER Thomas	8	128:30	16:03	27	3.4	12/29	41.4	12/28	42.9	0/1	0.0	3/4	75.0		3	3	8	2	10		13
8	WIMMERS Guido	8	163:15	20:24	80	10.0	29/73	39.7	29/71	40.8	0/2	0.0	22/45	48.9	12	56	68	8	7	9	4	19
9	HABERKORN Markus	2	28:01	14:00	9	4.5	3/11	27.3	3/11	27.3			3/4	75.0	2	2	4	5		3	1	2
10	LEONHARDT Joerg	5	91:21	18:16	14	2.8	7/19	36.8	7/19	36.8			0/2	0.0	2	2	4	4	1	2		11
11	OTTO Martin	7	184:46	26:23	73	10.4	27/63	42.9	27/63	42.9			19/31	61.3	11	38	49	10	2	9	3	19
12	THALHEIM Dirk	8	204:21	25:32	64	8.0	29/57	50.9	29/57	50.9			6/10	60.0	8	8	16	16	2	12		24
13	CHRISTINK Lars	8	231:39	28:57	48	6.0	20/71	28.2	17/57	29.8	3/14	21.4	5/10	50.0	4	12	16	32	3	28		26
14	COSKUN Ahmet	4	55:15	13:48	23	5.8	10/21	47.6	10/20	50.0	0/1	0.0	3/5	60.0	1	7	8	4	2	4		11
15	KOEHLER Dirk	8	185:49	23:13	67	8.4	24/54	44.4	24/53	45.3	0/1	0.0	19/27	70.4	15	47	62	9	8	13	2	22
Team/Coach																						
TOTALS					473	59.1	191/469	40.7	188/449	41.9	3/20	15.0	88/152	57.9	66	200	266	115	33	111	12	185
OPPONENTS					459	57.4	175/405	43.2	163/369	44.2	12/36	33.3	97/220	44.1	68	212	280	93	28	127	5	169

	GER	OPPONENTS
Points from Turnovers	122	88
Points in the Paint	288	242
Second Chance Points	59	56
Fast Break Points	30	48

AVERAGES PER GAME

	GER	OPPONENTS
Total Field Goals Made	23.9	21.9
2 Points Field Goals Made	23.5	20.4
3 Points Field Goals Made	0.4	1.5
Free Throws Made	11.0	12.1
Offensive Rebounds	8.3	8.5
Deffensive Rebounds	25.0	26.5
Total Rebounds	33.3	35.0
Assists	14.4	11.6
Steals	4.1	3.5
Turnovers	13.9	15.9
Blocked Shots	1.5	0.6
Fouls	23.1	21.1
Points from Turnovers	15.3	11.0
Points in the Paint	36.0	30.3
Second Chance Points	7.4	7.0
Fast Break Points	3.8	6.0

Legend:

G : Games Played	MIN : Minutes Played	MPG : Minutes Played per Game	PTS : Points
PPG : Points per Game	M/A : Made/Attempts	% : Shooting Percentage	OR : Offensive Rebounds
DR : Defensive Rebounds	TOT : Total Rebounds	AS : Assists	ST : Steals
TO : Turnovers	BS : Blocked Shots	PF : Fouls	

FINAL CUMULATIVE STATISTICS FOR GERMANY

PRNWB000001FE.00084A 00102815:56V050

Sweden (SWE)

After 8 Matches

No.	Name	G	MIN	MPG	PTS	PPG	Field Goals		2 Points		3 Points		Free Throws		Rebounds			AS	ST	TO	BS	PF
							M/A	%	M/A	%	M/A	%	M/A	%	OR	DR	TOT					
4	Haidari Hussein	8	170:34	21:19	78	9.8	27/70	38.6	24/49	49.0	3/21	14.3	21/54	38.9	11	19	30	19	8	17	1	22
5	JAMESON Per	8	195:02	24:22	4	0.5	1/7	14.3	1/7	14.3			2/4	50.0	3	7	10	6		4		21
6	FLENSBURG Daniel	5	20:00	4:00	8	1.6	4/9	44.4	4/9	44.4			0/2	0.0	4	2	6		1			5
7	GUSTAVSSON Joachim	8	134:19	16:47	49	6.1	24/66	36.4	24/65	36.9	0/1	0.0	1/4	25.0	15	31	46	2	3	12		8
8	ABLORH Enoch	8	101:13	12:39	44	5.5	17/41	41.5	17/35	48.6	0/6	0.0	10/20	50.0	7	6	13	8	6	13		21
9	WAPNER Christian	8	100:06	12:30	4	0.5	2/8	25.0	2/8	25.0			0/2	0.0	1	2	3	3	1	4		13
10	BERGLUND Gunnar	7	154:44	22:06	72	10.3	25/75	33.3	21/56	37.5	4/19	21.1	18/31	58.1	11	24	35	17	4	11	2	17
11	KOHLSTROEM Peter	5	26:35	5:19	8	1.6	3/5	60.0	3/5	60.0			2/3	66.7	2	7	9					1
12	AKERBERG Thomas	8	159:49	19:58	26	3.3	10/22	45.5	10/21	47.6	0/1	0.0	6/9	66.7	4	14	18	8	1	13		25
13	UHLEN Per	8	209:03	26:07	38	4.8	15/39	38.5	15/38	39.5	0/1	0.0	8/12	66.7	3	12	15	10	1	13		19
14	WEGEBORN Stefan	8	119:37	14:57	32	4.0	14/30	46.7	14/30	46.7			4/10	40.0	5	2	7	5	1	4		13
15	ANDERSSON Lars-Gunnar	8	233:58	29:14	72	9.0	30/91	33.0	30/89	33.7	0/2	0.0	12/22	54.5	16	69	85	9	8	17	3	24
Team/Coach																						
TOTALS					435	54.4	172/463	37.1	165/412	40.0	7/51	13.7	84/173	48.6	82	195	277	87	34	108	6	189
OPPONENTS					468	58.5	186/438	42.5	180/414	43.5	6/24	25.0	90/194	46.4	83	219	302	101	28	125	9	185

	SWE	OPPONENTS
Points from Turnovers	100	102
Points in the Paint	196	242
Second Chance Points	57	62
Fast Break Points	52	32

AVERAGES PER GAME

	SWE	OPPONENTS
Total Field Goals Made	21.5	23.3
2 Points Field Goals Made	20.6	22.5
3 Points Field Goals Made	0.9	0.8
Free Throws Made	10.5	11.3
Offensive Rebounds	10.3	10.4
Deffensive Rebounds	24.4	27.4
Total Rebounds	34.6	37.8
Assists	10.9	12.6
Steals	4.3	3.5
Turnovers	13.5	15.6
Blocked Shots	0.8	1.1
Fouls	23.6	23.1
Points from Turnovers	12.5	12.8
Points in the Paint	24.5	30.3
Second Chance Points	7.1	7.8
Fast Break Points	6.5	4.0

Legend:

G : Games Played	MIN : Minutes Played	MPG : Minutes Played per Game	PTS : Points
PPG : Points per Game	M/A : Made/Attempts	% : Shooting Percentage	OR : Offensive Rebounds
DR : Defensive Rebounds	TOT : Total Rebounds	AS : Assists	ST : Steals
TO : Turnovers	BS : Blocked Shots	PF : Fouls	

FINAL CUMULATIVE STATISTICS FOR SWEDEN

PRNWB000001FF.00073 00102817:14V010

MEN 5TH-6TH PLACE MATCH RESULTS

SAT 28 OCT 2000

SYDNEY SUPERDOME

Match No: 64

AUS 31 vs 23 FRA

Start Time: 16:30

Attendance:

Referees: GONZALES Anthony (USA)
VLUG Theodorus (NED)

ESHENKO Vladimer (CAN)

FIRST HALF

Scoring by 5 min intervals: **AUS**
FRA

7	17	23	31
8	12	18	23

Australia (AUS)

No.	Name	MIN	PTS	Field Goals		2 Points		3 Points		Free Throws		Rebounds			AS	ST	TO	BS	PF	
				M/A	%	M/A	%	M/A	%	M/A	%	OR	DR	TOT						
4	PORTER Shane	11:43																	1	
* 5	SACHS Troy	20:00	8	3/5	60.0	3/4	75.0	0/1	0.0	2/5	40.0	2	8	10	3		5		2	
6	GOULD David	05:38	2	1/1	100.0	1/1	100.0						2	2					1	
* 7	BLYTHE Sandy	20:00	11	5/9	55.6	5/9	55.6			1/2	50.0	1	4	5	3		4		2	
8	GROENEWEGEN Shaun																			
9	McFAWN Michael																			
* 10	MORRIS Nick	08:17		0/1	0.0	0/1	0.0													
* 11	HEWSON Gerry	17:38		0/1	0.0	0/1	0.0								1				1	
12	QUINN Brook																			
13	ANDREWS Troy	02:22																		
14	KING Adrian																			
* 15	NESS Brad	14:22	10	4/6	66.7	4/6	66.7			2/5	40.0		2	2	1		2		2	
Team Coach																				
TOTALS				31	13/23	56.5	13/22	59.1	0/1	0.0	5/12	41.7	3	16	19	8		11		9
Coach		TURNER Bob																		
Assistant Coach		OLIVER Richard									WALKER Michael									

France (FRA)

No.	Name	MIN	PTS	Field Goals		2 Points		3 Points		Free Throws		Rebounds			AS	ST	TO	BS	PF	
				M/A	%	M/A	%	M/A	%	M/A	%	OR	DR	TOT						
4	SALLEM Riadh	06:19										1		1						
* 5	ABOUKIR Jean-Denis	13:41	5	2/4	50.0	2/4	50.0			1/2	50.0						1		1	
6	LIBMAN Bertrand	06:19	2	1/3	33.3	1/3	33.3					1		1			1			
7	COURNEIL Jerome																			
* 8	BOUSTILA Ouahid	13:41	2	1/8	12.5	1/7	14.3	0/1	0.0			4	1	5	1			1	2	
9	FAHRASMANE Mario	06:19	2	1/3	33.3	1/3	33.3						1	1			2		2	
* 10	GUYOT Frederic	13:41	6	2/5	40.0	2/5	40.0			2/2	100.0				2				1	
11	THEREZO Jose	09:02	2	0/3	0.0	0/3	0.0			2/2	100.0	1		1	1					
12	HAMELIN David																			
* 14	BAYE Philippe	10:58	4	2/8	25.0	2/5	40.0	0/3	0.0	0/4	0.0	1	1	2	2				2	
* 15	LAFFONT Jean Pascal	20:00											2	2					2	
Team Coach																				
TOTALS				23	9/34	26.5	9/30	30.0	0/4	0.0	5/10	50.0	8	5	13	6		4	1	10
Coach		SORIANO Jean-Paul																		
Assistant Coach		SCHOENACKER Maurice																		

	AUS	FRA
Points from Turnovers:	3	10
Biggest Lead:	9 (27-18)	7 (8-1)
Second Chance Points:	4	6
Lead Changes:	5	

	AUS	FRA
Points in the Paint:	26	8
Biggest Scoring Run:	10-0 (27-18)	8-1 (8-1)
Fast Break Points:	4	
Times Tied:	1	

Legend:

MIN : Minutes Played **M/A** : Made/Attempts **%** : Shooting Percentage **OR** : Offensive Rebounds
DR : Defensive Rebounds **TOT** : Total Rebounds **AS** : Assist **ST** : Steals
TO : Turnovers **BS** : Blocked Shots **PF** : Fouls **PTS** : Points
HF : Half of Time **OT** : Over Time ***** : Starting/Initial

PRNWB00000200.00069 00102818:00V010

Match No: 64

AUS 50 vs 47 FRA

Start Time: 16:30

Attendance: 12438

Referees: GONZALES Anthony (USA)
VLUG Theodorus (NED)

ESHENKO Vladimer (CAN)

Scoring by 5 min intervals:	AUS FRA	1.HF				2.HF			
		7	17	23	31	37	41	48	50
		8	12	18	23	29	35	43	47

Time	Score	Australia		Action	France		Time	Score	Australia		Action	France	
		FIRST HALF			FIRST HALF				FIRST HALF			FIRST HALF	
20:00		5 - SACHS Troy		Player IN			14:09		5 - SACHS Troy		Turnover		
20:00		7 - BLYTHE Sandy		Player IN			13:50				3 Pt. Miss	14 - BAYE Philippe	
20:00		10 - MORRIS Nick		Player IN			13:39	9-10	7 - BLYTHE Sandy		2 Pt. in the paint		
20:00		11 - HEWSON Gerry		Player IN			13:23				2 Pt. Miss	10 - GUYOT Frederic	
20:00		15 - NESS Brad		Player IN			13:21		5 - SACHS Troy		Defens.Rebound		
20:00				Player IN	5 - ABOUKIR Jean-Denis		13:15				Foul	8 - BOUSTILA Ouahid (P1,T5)	
20:00				Player IN	8 - BOUSTILA Ouahid		13:15		15 - NESS Brad		Player OUT		
20:00				Player IN	10 - GUYOT Frederic		13:15		6 - GOULD David		Player IN		
20:00				Player IN	14 - BAYE Philippe		13:11	11-10	5 - SACHS Troy		2 Pt. in the paint		
20:00				Player IN	15 - LAFFONT Jean Pascal		13:11		11 - HEWSON Gerry		Assist		
19:50		5 - SACHS Troy		2 Pt. Miss			12:57	11-12			2 Pt. MADE	14 - BAYE Philippe	
19:36	0-2			2 Pt. MADE	10 - GUYOT Frederic		12:57				Assist	10 - GUYOT Frederic	
19:36				Assist	14 - BAYE Philippe		12:28		5 - SACHS Troy		Turnover		
19:17		15 - NESS Brad		Turnover			12:11				2 Pt. Miss	14 - BAYE Philippe	
18:57	0-4			2 Pt. MADE	5 - ABOUKIR Jean-Denis		12:08		5 - SACHS Troy		Defens.Rebound		
18:49				Foul	5 - ABOUKIR Jean-Denis (P1,T1)		11:56	13-12	6 - GOULD David		2 Pt. in the paint		
18:49	1-4	15 - NESS Brad		Free Th. MADE			11:56		7 - BLYTHE Sandy		Assist		
18:49		15 - NESS Brad		Free Th. Miss			11:43		6 - GOULD David (P1,T4)		Foul		
18:49				Defens.Rebound	15 - LAFFONT Jean Pascal		11:43		10 - MORRIS Nick		Player OUT		
18:35		15 - NESS Brad (P1,T1)		Foul			11:43		4 - PORTER Shane		Player IN		
18:29				2 Pt. Miss	8 - BOUSTILA Ouahid		11:43				Free Th. Miss	14 - BAYE Philippe	
18:27		15 - NESS Brad		Defens.Rebound			11:43				Free Th. Miss	14 - BAYE Philippe	
18:21				Foul	14 - BAYE Philippe (P1,T2)		11:42		6 - GOULD David		Defens.Rebound		
18:16		5 - SACHS Troy		Turnover			11:31		7 - BLYTHE Sandy		Turnover		
17:58				3 Pt. Miss	8 - BOUSTILA Ouahid		11:14				2 Pt. Miss	10 - GUYOT Frederic	
17:55				Offens.Rebound	8 - BOUSTILA Ouahid		11:13		5 - SACHS Troy		Defens.Rebound		
17:48				2 Pt. Miss	8 - BOUSTILA Ouahid		11:07		Australia		Fast Break		
17:46				Offens.Rebound	8 - BOUSTILA Ouahid		11:06	15-12	7 - BLYTHE Sandy		2 Pt. in the paint		
17:46	1-6			Tap MADE	8 - BOUSTILA Ouahid		11:06		5 - SACHS Troy		Assist		
17:25		10 - MORRIS Nick		2 Pt. Miss			10:52		5 - SACHS Troy (P1,T5)		Foul		
17:23				Defens.Rebound	14 - BAYE Philippe		10:52				Player OUT	5 - ABOUKIR Jean-Denis	
17:08		15 - NESS Brad (P2,T2)		Foul			10:52				Player OUT	8 - BOUSTILA Ouahid	
17:08	1-7			Free Th. MADE	10 - GUYOT Frederic		10:52				Player OUT	10 - GUYOT Frederic	
17:08	1-8			Free Th. MADE	10 - GUYOT Frederic		10:52				Player IN	4 - SALLEM Riadh	
16:53		7 - BLYTHE Sandy		2 Pt. Miss			10:52				Player IN	6 - LIBMAN Bertrand	
16:52				Defens.Rebound	8 - BOUSTILA Ouahid		10:52				Player IN	9 - FAHRASMANE Mario	
16:40				3 Pt. Miss	14 - BAYE Philippe		10:52				Free Th. Miss	14 - BAYE Philippe	
16:37		5 - SACHS Troy		Defens.Rebound			10:52				Free Th. Miss	14 - BAYE Philippe	
16:19				Foul	10 - GUYOT Frederic (P1,T3)		10:49		6 - GOULD David		Defens.Rebound		
16:19		7 - BLYTHE Sandy		Free Th. Miss			10:37	17-12	7 - BLYTHE Sandy		2 Pt. in the paint		
16:19	2-8	7 - BLYTHE Sandy		Free Th. MADE			10:03				Turnover	9 - FAHRASMANE Mario	
16:09		7 - BLYTHE Sandy (P1,T3)		Foul			9:55		7 - BLYTHE Sandy (P2,T6)		Offensive Foul		
16:04				2 Pt. Miss	14 - BAYE Philippe		9:55		7 - BLYTHE Sandy		Turnover		
16:02				Offens.Rebound	8 - BOUSTILA Ouahid		9:38	17-14			2 Pt. in the paint	9 - FAHRASMANE Mario	
15:59				2 Pt. Miss	8 - BOUSTILA Ouahid		9:38				Assist	14 - BAYE Philippe	
15:48	4-8	5 - SACHS Troy		2 Pt. in the paint			9:30				Foul	14 - BAYE Philippe (P2,T6)	
15:48				Foul	15 - LAFFONT Jean Pascal (P1,T4)		9:25		5 - SACHS Troy		3 Pt. Miss		
15:48	5-8	5 - SACHS Troy		Free Th. MADE			9:08				3 Pt. Miss	14 - BAYE Philippe	
15:32				2 Pt. Miss	14 - BAYE Philippe		9:06				Offens.Rebound	14 - BAYE Philippe	
15:30		5 - SACHS Troy		Defens.Rebound			9:02		11 - HEWSON Gerry (P1,T7)		Foul		
15:07	7-8	7 - BLYTHE Sandy		2 Pt. in the paint			9:02				Player OUT	14 - BAYE Philippe	
15:07		15 - NESS Brad		Assist			9:02				Player IN	11 - THEREZO Jose	
14:53	7-10			2 Pt. MADE	14 - BAYE Philippe		8:47	17-16			2 Pt. in the paint	6 - LIBMAN Bertrand	
14:53				Assist	10 - GUYOT Frederic		8:47				Assist	11 - THEREZO Jose	
14:32		7 - BLYTHE Sandy		Turnover			8:36		5 - SACHS Troy		Turnover		
14:19				2 Pt. Miss	5 - ABOUKIR Jean-Denis		8:36		Australia		Time Out		
14:16		15 - NESS Brad		Defens.Rebound			8:18				2 Pt. Miss	6 - LIBMAN Bertrand	

Wheelchair Basketball

Time	Score	Australia	Action	France	Time	Score	Australia	Action	France
FIRST HALF					FIRST HALF				
8:16		7 - BLYTHE Sandy	Defens.Rebound		1:48			Assist	8 - BOUSTILA Ouahid
7:51		7 - BLYTHE Sandy	Turnover		1:34		7 - BLYTHE Sandy	2 Pt. Miss	
7:37		4 - PORTER Shane (P1,T8)	Foul		1:33		Australia	Time Out	
7:37		6 - GOULD David	Player OUT		1:26	27-23		2 Pt. MADE	10 - GUYOT Frederic
7:37		15 - NESS Brad	Player IN		1:09	29-23	15 - NESS Brad	2 Pt. in the paint	
7:37	17-17		Free Th. MADE	11 - THEREZO Jose	1:09		5 - SACHS Troy	Assist	
7:37	17-18		Free Th. MADE	11 - THEREZO Jose	0:46			2 Pt. Miss	8 - BOUSTILA Ouahid
7:20	19-18	15 - NESS Brad	2 Pt. in the paint		0:44		5 - SACHS Troy	Defens.Rebound	
7:20		7 - BLYTHE Sandy	Assist		0:30			Foul	8 - BOUSTILA Ouahid (P2,T10)
7:01			2 Pt. Miss	6 - LIBMAN Bertrand	0:30		15 - NESS Brad	Free Th. Miss	
6:35		7 - BLYTHE Sandy	2 Pt. Miss		0:30		15 - NESS Brad	Free Th. Miss	
6:33		7 - BLYTHE Sandy	Offens.Rebound		0:12			Turnover	5 - ABOUKIR Jean-Denis
6:31		15 - NESS Brad	2 Pt. Miss		0:12		Australia	Fast Break	
6:30		5 - SACHS Troy	Offens.Rebound		0:02	31-23	7 - BLYTHE Sandy	2 Pt. in the paint	
6:30	21-18	15 - NESS Brad	2 Pt. in the paint		SECOND HALF				
6:30		5 - SACHS Troy	Assist		20:00		5 - SACHS Troy	Player IN	
6:30			Foul	15 - LAFFONT Jean Pascal (P2,T7)	20:00		7 - BLYTHE Sandy	Player IN	
6:30			Time Out	France	20:00		15 - NESS Brad	Player IN	
6:30	22-18	15 - NESS Brad	Free Th. MADE		20:00		10 - MORRIS Nick	Player IN	
6:10			2 Pt. Miss	9 - FAHRASMANE Mario	20:00		11 - HEWSON Gerry	Player IN	
6:08			Offens.Rebound	4 - SALLEM Riadh	20:00			Player IN	5 - ABOUKIR Jean-Denis
6:01			Turnover	9 - FAHRASMANE Mario	20:00			Player IN	8 - BOUSTILA Ouahid
5:47			Foul	9 - FAHRASMANE Mario (P1,T8)	20:00			Player IN	10 - GUYOT Frederic
5:47		5 - SACHS Troy	Free Th. Miss		20:00			Player IN	11 - THEREZO Jose
5:47		5 - SACHS Troy	Free Th. Miss		20:00			Player IN	15 - LAFFONT Jean Pascal
5:33			2 Pt. Miss	9 - FAHRASMANE Mario	19:45			Turnover	11 - THEREZO Jose
5:31			Offens.Rebound	6 - LIBMAN Bertrand	19:29		11 - HEWSON Gerry	2 Pt. Miss	
5:31			Turnover	6 - LIBMAN Bertrand	19:27			Defens.Rebound	10 - GUYOT Frederic
5:20			Foul	9 - FAHRASMANE Mario (P2,T9)	19:14			2 Pt. Miss	8 - BOUSTILA Ouahid
5:20		5 - SACHS Troy	Free Th. Miss		19:12		15 - NESS Brad	Defens.Rebound	
5:20	23-18	5 - SACHS Troy	Free Th. MADE		18:57	33-23	5 - SACHS Troy	2 Pt. in the paint	
5:06			2 Pt. Miss	11 - THEREZO Jose	18:57		7 - BLYTHE Sandy	Assist	
5:05			Offens.Rebound	11 - THEREZO Jose	18:37		15 - NESS Brad	Steal	
5:05			2 Pt. Miss	11 - THEREZO Jose	18:35			Turnover	10 - GUYOT Frederic
5:02		5 - SACHS Troy	Defens.Rebound		18:34		15 - NESS Brad (P3,T1)	Offensive Foul	
4:54		15 - NESS Brad	2 Pt. Miss		18:34		15 - NESS Brad	Turnover	
4:52			Defens.Rebound	9 - FAHRASMANE Mario	18:21		10 - MORRIS Nick (P1,T2)	Foul	
4:43			2 Pt. Miss	11 - THEREZO Jose	18:04	33-25		2 Pt. in the paint	8 - BOUSTILA Ouahid
4:41		7 - BLYTHE Sandy	Defens.Rebound		18:04			Assist	11 - THEREZO Jose
4:33		5 - SACHS Troy	Turnover		17:52	35-25	5 - SACHS Troy	2 Pt. in the paint	
4:33			Player OUT	4 - SALLEM Riadh	17:52		7 - BLYTHE Sandy	Assist	
4:33			Player OUT	6 - LIBMAN Bertrand	17:32		7 - BLYTHE Sandy	Steal	
4:33			Player OUT	9 - FAHRASMANE Mario	17:30			Turnover	5 - ABOUKIR Jean-Denis
4:33			Player IN	5 - ABOUKIR Jean-Denis	17:26		7 - BLYTHE Sandy	2 Pt. Miss	
4:33			Player IN	8 - BOUSTILA Ouahid	17:25			Defens.Rebound	8 - BOUSTILA Ouahid
4:33			Player IN	10 - GUYOT Frederic	17:08	35-27		2 Pt. in the paint	10 - GUYOT Frederic
4:24			2 Pt. Miss	8 - BOUSTILA Ouahid	16:46			Steal	8 - BOUSTILA Ouahid
4:22		5 - SACHS Troy	Defens.Rebound		16:45		11 - HEWSON Gerry	Turnover	
4:09	25-18	15 - NESS Brad	2 Pt. in the paint		16:45		10 - MORRIS Nick (P2,T3)	Foul	
4:09		7 - BLYTHE Sandy	Assist		16:32	35-29		2 Pt. in the paint	8 - BOUSTILA Ouahid
3:38			2 Pt. Miss	5 - ABOUKIR Jean-Denis	16:32			Assist	5 - ABOUKIR Jean-Denis
3:37		7 - BLYTHE Sandy	Defens.Rebound		16:17		5 - SACHS Troy	Turnover	
3:30		11 - HEWSON Gerry	2 Pt. Miss		16:17		Australia	Time Out	
3:28		5 - SACHS Troy	Offens.Rebound		16:09			3 Pt. Miss	8 - BOUSTILA Ouahid
3:28	27-18	5 - SACHS Troy	Tap MADE		16:04		15 - NESS Brad	Defens.Rebound	
3:06			2 Pt. Miss	8 - BOUSTILA Ouahid	15:48		11 - HEWSON Gerry	2 Pt. Miss	
3:04		7 - BLYTHE Sandy	Defens.Rebound		15:47			Defens.Rebound	8 - BOUSTILA Ouahid
2:44		7 - BLYTHE Sandy	2 Pt. Miss		15:34			2 Pt. Miss	8 - BOUSTILA Ouahid
2:43			Block Shot	8 - BOUSTILA Ouahid	15:33		5 - SACHS Troy	Defens.Rebound	
2:40			Defens.Rebound	15 - LAFFONT Jean Pascal	15:26			Foul	8 - BOUSTILA Ouahid (P3,T1)
2:22		5 - SACHS Troy (P2,T9)	Foul		15:15	37-29	15 - NESS Brad	2 Pt. in the paint	
2:22		11 - HEWSON Gerry	Player OUT		15:15		7 - BLYTHE Sandy	Assist	
2:22		13 - ANDREWS Troy	Player IN		15:00			2 Pt. Miss	5 - ABOUKIR Jean-Denis
2:22			Free Th. Miss	5 - ABOUKIR Jean-Denis	14:57		5 - SACHS Troy	Defens.Rebound	
2:22	27-19		Free Th. MADE	5 - ABOUKIR Jean-Denis	14:48		7 - BLYTHE Sandy	2 Pt. Miss	
2:05		15 - NESS Brad	Turnover		14:46		11 - HEWSON Gerry	Offens.Rebound	
1:53			2 Pt. Miss	10 - GUYOT Frederic	14:37		15 - NESS Brad	2 Pt. Miss	
1:51			Offens.Rebound	8 - BOUSTILA Ouahid	14:35			Defens.Rebound	8 - BOUSTILA Ouahid
1:48	27-21		2 Pt. in the paint	5 - ABOUKIR Jean-Denis	14:29			Turnover	5 - ABOUKIR Jean-Denis

Wheelchair Basketball

Wheelchair Basketball

Wheelchair Basketball

Wheelchair Basketball

Time	Score	Australia	Action	France	Time	Score	Australia	Action	France
SECOND HALF					SECOND HALF				
14:23		7 - BLYTHE Sandy (P3,T4)	Offensive Foul		7:22		14 - KING Adrian	Turnover	
14:23		7 - BLYTHE Sandy	Turnover		7:22		14 - KING Adrian	Player OUT	
14:23			Player OUT	15 - LAFFONT Jean Pascal	7:22		8 - GROENEWEGEN Shaun	Player OUT	
14:23			Player IN	4 - SALLEM Riadh	7:22		11 - HEWSON Gerry	Player IN	
14:00	37-31		2 Pt. in the paint	8 - BOUSTILA Ouahid	7:22		15 - NESS Brad	Player IN	
13:42	39-31	5 - SACHS Troy	2 Pt. in the paint		7:07			2 Pt. Miss	10 - GUYOT Frederic
13:42		15 - NESS Brad	Assist		7:05		5 - SACHS Troy	Defens.Rebound	
13:30			Turnover	5 - ABOUKIR Jean-Denis	6:38		5 - SACHS Troy	Turnover	
13:18			Steal	10 - GUYOT Frederic	6:32			Turnover	8 - BOUSTILA Ouahid
13:14		7 - BLYTHE Sandy	Turnover		6:20			Steal	9 - FAHRASMANE Mario
13:09			Fast Break	France	6:17		5 - SACHS Troy	Turnover	
13:06	39-33		2 Pt. in the paint	11 - THEREZO Jose	6:11		7 - BLYTHE Sandy (P4,T8)	Foul	
13:06			Assist	4 - SALLEM Riadh	6:11			Free Th. Miss	9 - FAHRASMANE Mario
12:52			Steal	8 - BOUSTILA Ouahid	6:11			Free Th. Miss	9 - FAHRASMANE Mario
12:50		11 - HEWSON Gerry	Turnover		6:10			Offens.Rebound	8 - BOUSTILA Ouahid
12:32			3 Pt. Miss	8 - BOUSTILA Ouahid	6:10	46-43		Tap MADE	8 - BOUSTILA Ouahid
12:30		5 - SACHS Troy	Defens.Rebound		5:59			Foul	10 - GUYOT Frederic (P2,T5)
12:12		5 - SACHS Troy	2 Pt. Miss		5:48		Australia	Time Out	
12:10			Defens.Rebound	8 - BOUSTILA Ouahid	5:43			Foul	8 - BOUSTILA Ouahid (P4,T6)
12:05			2 Pt. Miss	10 - GUYOT Frederic	5:43	47-43	5 - SACHS Troy	Free Th. MADE	
12:03			Offens.Rebound	4 - SALLEM Riadh	5:43	48-43	5 - SACHS Troy	Free Th. MADE	
12:03		10 - MORRIS Nick (P3,T5)	Foul		5:18			2 Pt. Miss	9 - FAHRASMANE Mario
12:03		11 - HEWSON Gerry	Player OUT		5:17			Defens.Rebound	
12:03		15 - NESS Brad	Player OUT		4:56		5 - SACHS Troy	2 Pt. Miss	
12:03		14 - KING Adrian	Player IN		4:55		5 - SACHS Troy	Defens.Rebound	8 - BOUSTILA Ouahid
12:03		8 - GROENEWEGEN Shaun	Player IN		4:35			2 Pt. Miss	6 - LIBMAN Bertrand
12:03			Player OUT	11 - THEREZO Jose	4:33		15 - NESS Brad	Defens.Rebound	
12:03			Player OUT	5 - ABOUKIR Jean-Denis	4:15			Steal	10 - GUYOT Frederic
12:03			Player IN	6 - LIBMAN Bertrand	4:14		15 - NESS Brad	Turnover	
12:03			Player IN	9 - FAHRASMANE Mario	4:11			Fast Break	France
11:52			2 Pt. Miss	8 - BOUSTILA Ouahid	4:10	48-45		2 Pt. in the paint	10 - GUYOT Frederic
11:51		5 - SACHS Troy	Defens.Rebound		3:51		5 - SACHS Troy	Turnover	
11:35			Foul	9 - FAHRASMANE Mario (P3,T2)	3:48		5 - SACHS Troy (P3,T9)	Foul	
11:27	41-33	5 - SACHS Troy	2 Pt. in the paint		3:48		15 - NESS Brad	Player OUT	
11:13			2 Pt. Miss	10 - GUYOT Frederic	3:48		6 - GOULD David	Player IN	
11:03			2 Pt. Miss	10 - GUYOT Frederic	3:48			Free Th. Miss	4 - SALLEM Riadh
11:02			Offens.Rebound	9 - FAHRASMANE Mario	3:48			Free Th. Miss	4 - SALLEM Riadh
11:00			Turnover	9 - FAHRASMANE Mario	3:46		5 - SACHS Troy	Defens.Rebound	
10:48		14 - KING Adrian	2 Pt. Miss		3:25		11 - HEWSON Gerry	2 Pt. Miss	
10:46		8 - GROENEWEGEN Shaun	Defens.Rebound		3:23		7 - BLYTHE Sandy	Offens.Rebound	
10:37			2 Pt. Miss	6 - LIBMAN Bertrand	3:18		5 - SACHS Troy	2 Pt. Miss	
10:36			Offens.Rebound	8 - BOUSTILA Ouahid	3:17			Defens.Rebound	9 - FAHRASMANE Mario
10:36	41-35		Tap MADE	8 - BOUSTILA Ouahid	3:06			2 Pt. Miss	8 - BOUSTILA Ouahid
10:29			Foul	4 - SALLEM Riadh (P1,T3)	3:05			Offens.Rebound	8 - BOUSTILA Ouahid
10:14		7 - BLYTHE Sandy	Turnover		3:05	48-47		Tap MADE	8 - BOUSTILA Ouahid
10:00		10 - MORRIS Nick (P4,T6)	Foul		2:42	50-47	7 - BLYTHE Sandy	2 Pt. in the paint	
10:00		10 - MORRIS Nick	Player OUT		2:42		6 - GOULD David	Assist	
10:00		4 - PORTER Shane	Player IN		2:19			2 Pt. Miss	10 - GUYOT Frederic
9:48			2 Pt. Miss	9 - FAHRASMANE Mario	2:18		7 - BLYTHE Sandy	Defens.Rebound	
9:38		Australia	Fast Break		2:03		5 - SACHS Troy	2 Pt. Miss	
9:36	43-35	8 - GROENEWEGEN Shaun	2 Pt. in the paint		2:00			Defens.Rebound	10 - GUYOT Frederic
9:36		14 - KING Adrian	Assist		1:44			Turnover	9 - FAHRASMANE Mario
9:03			Turnover	10 - GUYOT Frederic	1:17			2 Pt. Miss	
8:58		5 - SACHS Troy	2 Pt. Miss		1:16		7 - BLYTHE Sandy	Defens.Rebound	8 - BOUSTILA Ouahid
8:56		7 - BLYTHE Sandy	Offens.Rebound		1:05			2 Pt. Miss	9 - FAHRASMANE Mario
8:56	45-35	7 - BLYTHE Sandy	2 Pt. in the paint		1:03			Offens.Rebound	9 - FAHRASMANE Mario
8:56			Foul	9 - FAHRASMANE Mario (P4,T4)	1:03		6 - GOULD David (P2,T10)	Foul	
8:56	46-35	7 - BLYTHE Sandy	Free Th. MADE		1:03			Free Th. Miss	9 - FAHRASMANE Mario
8:44	46-37		2 Pt. MADE	9 - FAHRASMANE Mario	1:03			Free Th. Miss	9 - FAHRASMANE Mario
8:24		5 - SACHS Troy	2 Pt. Miss		1:01			Defens.Rebound	
8:22			Defens.Rebound	8 - BOUSTILA Ouahid	0:36		11 - HEWSON Gerry	2 Pt. Miss	
8:16			Fast Break	France	0:35		6 - GOULD David	Offens.Rebound	
8:15	46-39		2 Pt. in the paint	10 - GUYOT Frederic	0:19			Foul	4 - SALLEM Riadh (P2,T7)
8:15			Assist	8 - BOUSTILA Ouahid	0:10		4 - PORTER Shane	2 Pt. Miss	
7:52		5 - SACHS Troy	2 Pt. Miss		0:07		11 - HEWSON Gerry	Offens.Rebound	
7:51			Defens.Rebound	8 - BOUSTILA Ouahid	0:06		11 - HEWSON Gerry	2 Pt. Miss	
7:39	46-41		2 Pt. in the paint	10 - GUYOT Frederic	0:04			Defens.Rebound	6 - LIBMAN Bertrand
7:39			Assist	9 - FAHRASMANE Mario	0:00			3 Pt. Miss	8 - BOUSTILA Ouahid
7:22		14 - KING Adrian (P1,T7)	Offensive Foul		0:00			END OF PERIOD	

Wheelchair Basketball

Wheelchair Basketball

Wheelchair Basketball

Wheelchair Basketball

PRNWB00000201.00073 00102818:00V020

Match No: 64

AUS 50 vs 47 FRA

Start Time: 16:30

Attendance: 12438

Referees: GONZALES Anthony (USA)
VLUG Theodorus (NED)

ESHENKO Vladimer (CAN)

Scoring by 5 min intervals: **AUS**
FRA

1.HF				2.HF			
7	17	23	31	37	41	48	50
8	12	18	23	29	35	43	47

Australia (AUS)

No.	Name	MIN	PTS	Field Goals		2 Points		3 Points		Free Throws		Rebounds			AS	ST	TO	BS	PF
				M/A	%	M/A	%	M/A	%	M/A	%	OR	DR	TOT					
4	PORTER Shane	21:43		0/1	0.0	0/1	0.0												1
* 5	SACHS Troy	40:00	18	7/17	41.2	7/16	43.8	0/1	0.0	4/7	57.1	2	15	17	3		9		3
6	GOULD David	09:26	2	1/1	100.0	1/1	100.0					1	2	3	1				2
* 7	BLYTHE Sandy	40:00	16	7/14	50.0	7/14	50.0			2/3	66.7	3	5	8	6	1	7		4
8	GROENEWEGEN Shaun	04:41	2	1/1	100.0	1/1	100.0						1	1					
9	McFAWN Michael																		
* 10	MORRIS Nick	18:17		0/1	0.0	0/1	0.0												4
* 11	HEWSON Gerry	32:57		0/5	0.0	0/5	0.0					2	1	3	1		2		1
12	QUINN Brook																		
13	ANDREWS Troy	02:22																	
14	KING Adrian	04:41		0/1	0.0	0/1	0.0								1		1		1
* 15	NESS Brad	25:53	12	5/8	62.5	5/8	62.5			2/5	40.0		5	5	2	1	4		3
Team Coach																			
TOTALS			50	21/49	42.9	21/48	43.8	0/1	0.0	8/15	53.3	8	29	37	14	2	23		19
Coach		TURNER Bob																	
Assistant Coach		OLIVER Richard WALKER Michael																	

France (FRA)

No.	Name	MIN	PTS	Field Goals		2 Points		3 Points		Free Throws		Rebounds			AS	ST	TO	BS	PF
				M/A	%	M/A	%	M/A	%	M/A	%	OR	DR	TOT					
4	SALLEM Riadh	20:42								0/2	0.0	2		2	1				2
* 5	ABOUKIR Jean-Denis	21:38	5	2/5	40.0	2/5	40.0			1/2	50.0				1		4		1
6	LIBMAN Bertrand	18:22	2	1/5	20.0	1/5	20.0					1	1	2			1		
7	COURNEIL Jerome																		
* 8	BOUSTILA Ouahid	33:41	14	7/21	33.3	7/17	41.2	0/4	0.0			7	9	16	2	2	1	1	4
9	FAHRASMANE Mario	18:22	4	2/7	28.6	2/7	28.6			0/4	0.0	2	2	4	1	1	4		4
* 10	GUYOT Frederic	33:41	14	6/14	42.9	6/14	42.9			2/2	100.0		2	2	2	2	2		2
11	THEREZO Jose	16:59	4	1/4	25.0	1/4	25.0			2/2	100.0	1		1	2		1		
12	HAMELIN David																		
13	DIXNEUF Lionel																		
* 14	BAYE Philippe	10:58	4	2/8	25.0	2/5	40.0	0/3	0.0	0/4	0.0	1	1	2	2				2
* 15	LAFFONT Jean Pascal	25:37											2	2					2
Team Coach																			
TOTALS			47	21/64	32.8	21/57	36.8	0/7	0.0	5/16	31.3	14	17	31	11	5	13	1	17
Coach		SORIANO Jean-Paul																	
Assistant Coach		SCHOENACKER Maurice																	

	AUS	FRA
Points from Turnovers:	5	22
Biggest Lead:	11 (46-35)	7 (8-1)
Second Chance Points:	6	12
Lead Changes:	5	

	AUS	FRA
Points in the Paint:	42	30
Biggest Scoring Run:	10-0 (27-18)	12-2 (47-48)
Fast Break Points:	6	6
Times Tied:	1	

Legend:

MIN : Minutes Played M/A : Made/Attempts % : Shooting Percentage OR : Offensive Rebounds
 DR : Defensive Rebounds TOT : Total Rebounds AS : Assist ST : Steals
 TO : Turnovers BS : Blocked Shots PF : Fouls PTS : Points
 HF : Half of Time OT : Over Time * : Starting/Initial

PRNWB00000202.00076B 00102818:01V14O

Preliminary Group A								MATCHES			POINTS		Class.
Rank		CAN	USA	GBR	GER	MEX	RSA	PLAY	WON	LOST	FOR	AGST	Points
1	CAN		58-45	55-50	68-43	61-33	85-25	5	5	0	327	196	10
2	USA	45-58		74-65	58-46	60-44	97-25	5	4	1	334	238	9
3	GBR	50-55	65-74		61-43	70-58	83-32	5	3	2	329	262	8
4	GER	43-68	46-58	43-61		69-56	113-27	5	2	3	314	270	7
5	MEX	33-61	44-60	58-70	56-69		83-34	5	1	4	274	294	6
6	RSA	25-85	25-97	32-83	27-113	34-83		5	0	5	143	461	5

Preliminary Group B								MATCHES			POINTS		Class.
Rank		NED	FRA	AUS	SWE	JPN	KOR	PLAY	WON	LOST	FOR	AGST	Points
1	NED		76-51	48-47	62-45	62-52	83-48	5	5	0	331	243	10
2	FRA	51-76		63-54	51-50	67-44	65-48	5	4	1	297	272	9
3	AUS	47-48	54-63		69-54	64-36	77-33	5	3	2	311	234	8
4	SWE	45-62	50-51	54-69		60-43	57-55	5	2	3	266	280	7
5	JPN	52-62	44-67	36-64	43-60		64-43	5	1	4	239	296	6
6	KOR	48-83	48-65	33-77	55-57	43-64		5	0	5	227	346	5

Classification

Phase	Teams	Result
Quarterfinals 1 - 8	USA vs AUS	62-54
Quarterfinals 1 - 8	NED vs GER	72-66
Quarterfinals 1 - 8	FRA vs GBR	56-67
Quarterfinals 1 - 8	CAN vs SWE	73-39
Semifinals 9 - 12	MEX vs KOR	70-56
Semifinals 9 - 12	JPN vs RSA	81-29
Semifinals 1 - 4	USA vs NED	62-63
Semifinals 1 - 4	CAN vs GBR	66-51
Final 1 - 2	NED vs CAN	28-Oct
Final 3 - 4	USA vs GBR	28-Oct
Semifinals 5 - 8	AUS vs GER	61-53
Semifinals 5 - 8	SWE vs FRA	74-75
Final 5 - 6	AUS vs FRA	50-47
Final 7 - 8	GER vs SWE	40-56
Final 9 - 10	MEX vs JPN	55-56
Final 11- 12	KOR vs RSA	75-42

Final Standings

Medal	Rank	Team
	5	AUS Australia
	6	FRA France
	7	SWE Sweden
	8	GER Germany
	9	JPN Japan
	10	MEX Mexico
	11	KOR Korea
	12	RSA South Africa

PRNWB00000203.00084A 00102818:01V060

Australia (AUS)

After 8 Matches

No.	Name	G	MIN	MPG	PTS	PPG	Field Goals		2 Points		3 Points		Free Throws		Rebounds			AS	ST	TO	BS	PF
							M/A	%	M/A	%	M/A	%	M/A	%	OR	DR	TOT					
4	PORTER Shane	8	132:12	16:31	6	0.8	2/12	16.7	2/12	16.7			2/7	28.6	2	8	10		1	7	2	11
5	SACHS Troy	8	259:04	32:23	173	21.6	60/128	46.9	58/118	49.2	2/10	20.0	51/76	67.1	20	76	96	32	10	47	3	29
6	GOULD David	7	110:27	15:46	53	7.6	24/49	49.0	24/47	51.1	0/2	0.0	5/19	26.3	11	17	28	10	5	12	2	21
7	BLYTHE Sandy	8	276:25	34:33	68	8.5	28/63	44.4	28/63	44.4			12/25	48.0	16	31	47	30	6	25		23
8	GROENEWEGEN Shaun	8	50:41	6:20	27	3.4	8/20	40.0	6/10	60.0	2/10	20.0	9/12	75.0	4	10	14	3		3		12
9	McFAWN Michael	3	18:29	6:09	6	2.0	3/11	27.3	3/11	27.3					2	3	5	1		3		4
10	MORRIS Nick	8	164:54	20:36	5	0.6	1/8	12.5	1/8	12.5			3/11	27.3	5	5	10	4	1	6		23
11	HEWSON Gerry	8	238:23	29:47	28	3.5	14/30	46.7	14/30	46.7					4	3	7	19	1	13	1	17
12	QUINN Brook	3	16:51	5:37	7	2.3	3/7	42.9	3/7	42.9			1/6	16.7		6	6	2		1		3
13	ANDREWS Troy	7	59:37	8:31	2	0.3	1/4	25.0	1/4	25.0					1	3	4					6
14	KING Adrian	7	67:54	9:42	8	1.1	4/10	40.0	4/10	40.0			0/6	0.0		6	6	3	1	3		8
15	NESS Brad	8	205:03	25:37	93	11.6	40/85	47.1	40/85	47.1			13/32	40.6	20	79	99	12	7	19	3	21
Team/Coach																						
TOTALS					476	59.5	188/427	44.0	184/405	45.4	4/22	18.2	96/194	49.5	85	247	332	116	32	139	11	178
OPPONENTS					396	49.5	156/454	34.4	149/403	37.0	7/51	13.7	77/185	41.6	70	168	238	86	37	105	8	177

AVERAGES PER GAME

	AUS	OPPONENTS
Points from Turnovers	87	107
Points in the Paint	306	206
Second Chance Points	76	51
Fast Break Points	72	38

	AUS	OPPONENTS
Total Field Goals Made	23.5	19.5
2 Points Field Goals Made	23.0	18.6
3 Points Field Goals Made	0.5	0.9
Free Throws Made	12.0	9.6
Offensive Rebounds	10.6	8.8
Deffensive Rebounds	30.9	21.0
Total Rebounds	41.5	29.8
Assists	14.5	10.8
Steals	4.0	4.6
Turnovers	17.4	13.1
Blocked Shots	1.4	1.0
Fouls	22.3	22.1
Points from Turnovers	10.9	13.4
Points in the Paint	38.3	25.8
Second Chance Points	9.5	6.4
Fast Break Points	9.0	4.8

Legend:

G	: Games Played	MIN	: Minutes Played	MPG	: Minutes Played per Game	PTS	: Points
PPG	: Points per Game	M/A	: Made/Attempts	%	: Shooting Percentage	OR	: Offensive Rebounds
DR	: Defensive Rebounds	TOT	: Total Rebounds	AS	: Assists	ST	: Steals
TO	: Turnovers	BS	: Blocked Shots	PF	: Fouls		

FINAL CUMULATIVE STATISTICS
FOR AUSTRALIA

PRNWB00000204.00084A 00102818:02V060

France (FRA)

After 8 Matches

No.	Name	G	MIN	MPG	PTS	PPG	Field Goals		2 Points		3 Points		Free Throws		Rebounds			AS	ST	TO	BS	PF
							M/A	%	M/A	%	M/A	%	M/A	%	OR	DR	TOT					
4	SALLEM Riadh	8	113:22	14:10	14	1.8	5/13	38.5	5/11	45.5	0/2	0.0	4/10	40.0	5	2	7	1		3		15
5	ABOUKIR Jean-Denis	8	188:31	23:33	44	5.5	19/37	51.4	19/37	51.4			6/10	60.0	7	7	14	11	4	18		21
6	LIBMAN Bertrand	8	102:10	12:46	16	2.0	6/19	31.6	6/18	33.3	0/1	0.0	4/13	30.8	7	17	24	1	3	6		14
7	COURNEIL Jerome	7	104:44	14:57	12	1.7	6/15	40.0	6/15	40.0			0/6	0.0	1	9	10	2	3	5		17
8	BOUSTILA Ouahid	8	174:52	21:51	95	11.9	42/107	39.3	41/100	41.0	1/7	14.3	10/25	40.0	28	40	68	8	11	15	3	17
9	FAHRASMANE Mario	7	74:41	10:40	14	2.0	5/28	17.9	5/25	20.0	0/3	0.0	4/12	33.3	5	7	12	12	3	14		19
10	GUYOT Frederic	8	271:59	33:59	45	5.6	20/58	34.5	20/57	35.1	0/1	0.0	5/10	50.0	12	17	29	45	7	22		19
11	THEREZO Jose	8	137:45	17:13	56	7.0	21/42	50.0	21/42	50.0			14/24	58.3	12	16	28	10	5	12	3	15
12	HAMELIN David	1	1:04	1:04			0/1	0.0	0/1	0.0					2		2					
13	DIXNEUF Lionel	3	14:57	4:59	4	1.3	2/9	22.2	2/4	50.0	0/5	0.0	0/2	0.0	1	2	3					5
14	BAYE Philippe	8	202:56	25:22	165	20.6	51/125	40.8	47/102	46.1	4/23	17.4	59/85	69.4	12	50	62	11	4	6	1	19
15	LAFFONT Jean Pascal	8	212:59	26:37	10	1.3	4/10	40.0	4/9	44.4	0/1	0.0	2/10	20.0	3	5	8	1	1	7		23
Team/Coach																						
TOTALS					475	59.4	181/464	39.0	176/421	41.8	5/43	11.6	108/207	52.2	95	172	267	102	41	108	7	184
OPPONENTS					463	57.9	181/421	43.0	177/389	45.5	4/32	12.5	97/180	53.9	65	205	270	109	27	141	5	203

	FRA	OPPONENTS
Points from Turnovers	122	85
Points in the Paint	238	226
Second Chance Points	73	68
Fast Break Points	34	34

AVERAGES PER GAME

	FRA	OPPONENTS
Total Field Goals Made	22.6	22.6
2 Points Field Goals Made	22.0	22.1
3 Points Field Goals Made	0.6	0.5
Free Throws Made	13.5	12.1
Offensive Rebounds	11.9	8.1
Deffensive Rebounds	21.5	25.6
Total Rebounds	33.4	33.8
Assists	12.8	13.6
Steals	5.1	3.4
Turnovers	13.5	17.6
Blocked Shots	0.9	0.6
Fouls	23.0	25.4
Points from Turnovers	15.3	10.6
Points in the Paint	29.8	28.3
Second Chance Points	9.1	8.5
Fast Break Points	4.3	4.3

Legend:

G : Games Played	MIN : Minutes Played	MPG : Minutes Played per Game	PTS : Points
PPG : Points per Game	M/A : Made/Attempts	% : Shooting Percentage	OR : Offensive Rebounds
DR : Defense Rebounds	TOT : Total Rebounds	AS : Assists	ST : Steals
TO : Turnovers	BS : Blocked Shots	PF : Fouls	

FINAL CUMULATIVE STATISTICS FOR FRANCE

PRNWB00000205.00073 00102820:10V010

Match No: 65

USA 27 vs 31 GBR

Start Time: 19:30

Attendance:

Referees: BRIERE Gilles (CAN)
WALLAART Edwin (NED)

DEWELL Ross (AUS)

FIRST HALF

Scoring by 5 min intervals: **USA**
GBR

10	15	21	27
6	14	24	31

United States of America (USA)

No.	Name	MIN	PTS	Field Goals		2 Points		3 Points		Free Throws		Rebounds			AS	ST	TO	BS	PF
				M/A	%	M/A	%	M/A	%	M/A	%	OR	DR	TOT					
4	BARBER Eric	08:00	2	1/2	50.0	1/2	50.0												
* 5	JUETTE Melvin Sean	05:53	2	1/1	100.0	1/1	100.0						1	1			1		1
6	TEW Steve																		
* 7	GILL JR Chuck	12:00	9	4/4	100.0	4/4	100.0			1/2	50.0		2	2				1	
8	HERNANDEZ William																		
* 9	WALLER William Henry	12:25	5	2/3	66.7	2/3	66.7			1/2	50.0						1		3
10	SCHLAPPI Mike Palmer	06:07																	2
* 11	SCHULTE Paul	20:00	7	2/6	33.3	1/5	20.0	1/1	100.0	2/2	100.0	2	2	4	4		4		2
12	KILEY David Paul	10:18		0/1	0.0	0/1	0.0			0/2	0.0					1			1
13	BELL Curtis																		
* 14	JOHNSON Larry	17:17		0/5	0.0	0/5	0.0					2	3	5	2	2	2		2
15	GLASBRENNER Jeffrey James	08:00	2	1/4	25.0	1/4	25.0					1	4	5					
Team Coach																			
TOTALS			27	11/26	42.3	10/25	40.0	1/1	100.0	4/8	50.0	5	12	17	6	3	8	1	11
Coach	BYRNES Dan																		
Assistant Coach	BURNS Frank																		
	PHILLIPS Mo																		

Great Britain (GBR)

No.	Name	MIN	PTS	Field Goals		2 Points		3 Points		Free Throws		Rebounds			AS	ST	TO	BS	PF
				M/A	%	M/A	%	M/A	%	M/A	%	OR	DR	TOT					
4	CAINE Steve	15:21	7	2/3	66.7	1/2	50.0	1/1	100.0	2/2	100.0		1	1			1		1
5	THOMAS Sinclair	15:21	4	2/4	50.0	2/4	50.0			0/1	0.0	3	4	7	3		2		1
6	HAYES Kevin																		
7	BYWATER Terry																		
* 8	MUNN Simon	20:00	13	5/17	29.4	5/17	29.4			3/4	75.0	6	2	8		1	1		2
* 9	POLLOCK Jonathan	15:09	3	1/5	20.0	0/1	0.0	1/4	25.0			1	1	2	1	3	1		1
10	ADEPITAN Ade																		
* 11	JOHNSON Dan	20:00	4	2/5	40.0	2/5	40.0						3	3			1		1
* 12	BLAKE Andrew	04:39											1	1					2
13	HOWLEY Fred																		
* 14	PRICE Colin	09:30		0/1	0.0	0/1	0.0										1		1
15	BRAMLEY David																		
Team Coach																			
TOTALS			31	12/35	34.3	10/30	33.3	2/5	40.0	5/7	71.4	10	12	22	4	4	7		9
Coach	TITMUSS David																		
Assistant Coach	SMITH Nigel																		
	TOLFREY Vicky																		

	USA	GBR
Points from Turnovers:	6	6
Biggest Lead:	6 (10-4)	6 (31-25)
Second Chance Points:		6
Lead Changes:	4	

	USA	GBR
Points in the Paint:	16	16
Biggest Scoring Run:	10-0 (10-4)	10-1 (14-11)
Fast Break Points:	2	
Times Tied:	1	

Legend:

MIN : Minutes Played **M/A** : Made/Attempts **%** : Shooting Percentage **OR** : Offensive Rebounds
DR : Defensive Rebounds **TOT** : Total Rebounds **AS** : Assist **ST** : Steals
TO : Turnovers **BS** : Blocked Shots **PF** : Fouls **PTS** : Points
HF : Half of Time **OT** : Over Time * : Starting/Initial

PRNWB00000206.00069 00102820:52V010

Match No: 65

USA 57 vs 54 GBR

Start Time: 19:30

Attendance: 14258

Referees: BRIERE Gilles (CAN)
WALLAART Edwin (NED)

DEWELL Ross (AUS)

Scoring by 5 min intervals:	USA	GBR	1.HF				2.HF			
			10	15	21	27	35	41	49	57
			6	14	24	31	39	43	50	54

Time	Score	United States	Action	Great Britain	Time	Score	United States	Action	Great Britain
FIRST HALF					FIRST HALF				
20:00		5 - JUETTE Melvin Sean	Player IN		14:27		9 - WALLER William Henry	2 Pt. Miss	
20:00		7 - GILL JR Chuck	Player IN		14:24			Defens.Rebound	8 - MUNN Simon
20:00		9 - WALLER William Henry	Player IN		14:07	11-10		2 Pt. in the paint	8 - MUNN Simon
20:00		11 - SCHULTE Paul	Player IN		14:07			Assist	5 - THOMAS Sinclair
20:00		14 - JOHNSON Larry	Player IN		14:07		United States	Time Out	
20:00			Player IN	8 - MUNN Simon	14:07		5 - JUETTE Melvin Sean	Player OUT	
20:00			Player IN	9 - POLLOCK Jonathan	14:07		10 - SCHLAPPI Mike Palmer	Player IN	
20:00			Player IN	11 - JOHNSON Dan	13:49		14 - JOHNSON Larry	2 Pt. Miss	
20:00			Player IN	12 - BLAKE Andrew	13:47			Defens.Rebound	5 - THOMAS Sinclair
20:00			Player IN	14 - PRICE Colin	13:31			2 Pt. Miss	8 - MUNN Simon
19:43	0-2		2 Pt. MADE	8 - MUNN Simon	13:29		7 - GILL JR Chuck	Block Shot	
19:33			Foul	8 - MUNN Simon (P1,T1)	13:26		14 - JOHNSON Larry	Defens.Rebound	
19:14			Steal	8 - MUNN Simon	13:23		11 - SCHULTE Paul	2 Pt. Miss	
19:12		5 - JUETTE Melvin Sean	Turnover		13:20		14 - JOHNSON Larry	Offens.Rebound	
19:04	0-4		2 Pt. in the paint	11 - JOHNSON Dan	13:20		14 - JOHNSON Larry	2 Pt. Miss	
19:04			Assist	9 - POLLOCK Jonathan	13:19		11 - SCHULTE Paul	Offens.Rebound	
18:37			Foul	12 - BLAKE Andrew (P1,T2)	13:19		11 - SCHULTE Paul	Turnover	
18:37	1-4	9 - WALLER William Henry	Free Th. MADE		13:05			2 Pt. Miss	11 - JOHNSON Dan
18:37		9 - WALLER William Henry	Free Th. Miss		13:03			Offens.Rebound	8 - MUNN Simon
18:34			Defens.Rebound	12 - BLAKE Andrew	13:03			2 Pt. Miss	8 - MUNN Simon
18:21			2 Pt. Miss	8 - MUNN Simon	13:01			Offens.Rebound	5 - THOMAS Sinclair
18:19		7 - GILL JR Chuck	Defens.Rebound		13:01	11-12		Tap MADE	5 - THOMAS Sinclair
17:57	3-4	9 - WALLER William Henry	2 Pt. in the paint		12:41		11 - SCHULTE Paul	2 Pt. Miss	
17:57		11 - SCHULTE Paul	Assist		12:38			Defens.Rebound	5 - THOMAS Sinclair
17:45			2 Pt. Miss	8 - MUNN Simon	12:14	11-14		2 Pt. in the paint	11 - JOHNSON Dan
17:40		14 - JOHNSON Larry	Defens.Rebound		12:14			Assist	5 - THOMAS Sinclair
17:34	6-4	11 - SCHULTE Paul	3 Pt. MADE		11:54	13-14	7 - GILL JR Chuck	2 Pt. MADE	
17:22		5 - JUETTE Melvin Sean (P1,T1)	Foul		11:40			2 Pt. Miss	14 - PRICE Colin
17:14			2 Pt. Miss	11 - JOHNSON Dan	11:38			Offens.Rebound	5 - THOMAS Sinclair
17:11		7 - GILL JR Chuck	Defens.Rebound		11:38			2 Pt. Miss	5 - THOMAS Sinclair
17:03	8-4	5 - JUETTE Melvin Sean	2 Pt. in the paint		11:35		11 - SCHULTE Paul	Defens.Rebound	
16:53		9 - WALLER William Henry (P1,T2)	Foul		11:29		14 - JOHNSON Larry	2 Pt. Miss	
16:45			3 Pt. Miss	9 - POLLOCK Jonathan	11:27			Defens.Rebound	4 - CAINE Steve
16:34		9 - WALLER William Henry (P2,T3)	Offensive Foul		11:12			2 Pt. Miss	8 - MUNN Simon
16:34		9 - WALLER William Henry	Turnover		11:11			Offens.Rebound	8 - MUNN Simon
16:21			Turnover	11 - JOHNSON Dan	11:11		11 - SCHULTE Paul (P1,T5)	Foul	
16:14			Foul	12 - BLAKE Andrew (P2,T3)	10:57		14 - JOHNSON Larry (P2,T6)	Foul	
16:04			Steal	9 - POLLOCK Jonathan	10:43			Turnover	5 - THOMAS Sinclair
16:00		11 - SCHULTE Paul	Turnover		10:43		14 - JOHNSON Larry	Player OUT	
15:54		14 - JOHNSON Larry	Steal		10:43		12 - KILEY David Paul	Player IN	
15:52			Turnover	14 - PRICE Colin	10:30			Foul	14 - PRICE Colin (P1,T5)
15:49		United States	Fast Break		10:30			Player OUT	14 - PRICE Colin
15:47	10-4	7 - GILL JR Chuck	2 Pt. in the paint		10:30			Player IN	9 - POLLOCK Jonathan
15:47		14 - JOHNSON Larry	Assist		10:17	15-14	11 - SCHULTE Paul	2 Pt. MADE	
15:28			2 Pt. Miss	8 - MUNN Simon	9:55	15-17		3 Pt. MADE	9 - POLLOCK Jonathan
15:23		5 - JUETTE Melvin Sean	Defens.Rebound		9:39	17-17	7 - GILL JR Chuck	2 Pt. in the paint	
15:21		14 - JOHNSON Larry (P1,T4)	Offensive Foul		9:39		11 - SCHULTE Paul	Assist	
15:21		14 - JOHNSON Larry	Turnover		9:19			2 Pt. Miss	8 - MUNN Simon
15:21			Player OUT	12 - BLAKE Andrew	9:17		10 - SCHLAPPI Mike Palmer (P1,T7)	Foul	
15:21			Player IN	5 - THOMAS Sinclair	9:10	17-20		3 Pt. MADE	4 - CAINE Steve
15:21			Player OUT	9 - POLLOCK Jonathan	8:40	19-20	7 - GILL JR Chuck	2 Pt. in the paint	
15:21			Player IN	4 - CAINE Steve	8:40		11 - SCHULTE Paul	Assist	
15:10	10-6		2 Pt. MADE	4 - CAINE Steve	8:28			Turnover	4 - CAINE Steve
14:59			Foul	5 - THOMAS Sinclair (P1,T4)	8:16		11 - SCHULTE Paul	2 Pt. Miss	
14:59		7 - GILL JR Chuck	Free Th. Miss		8:14		11 - SCHULTE Paul	Offens.Rebound	
14:59	11-6	7 - GILL JR Chuck	Free Th. MADE		8:12		11 - SCHULTE Paul	2 Pt. Miss	
14:45	11-8		2 Pt. in the paint	8 - MUNN Simon	8:10			Defens.Rebound	9 - POLLOCK Jonathan

Wheelchair Basketball

Time	Score	United States	Action	Great Britain	Time	Score	United States	Action	Great Britain
FIRST HALF					FIRST HALF				
8:04	19-22		2 Pt. in the paint	5 - THOMAS Sinclair	2:07	27-31	11 - SCHULTE Paul	Free Th. MADE	
8:04		10 - SCHLAPPI Mike Palmer (P2,T8)	Foul		1:54			2 Pt. Miss	4 - CAINE Steve
8:04			Free Th. Miss	5 - THOMAS Sinclair	1:51		14 - JOHNSON Larry	Defens.Rebound	
8:02			Offens.Rebound	5 - THOMAS Sinclair	1:34		14 - JOHNSON Larry	2 Pt. Miss	
8:00			Offens.Rebound	8 - MUNN Simon	1:31			Defens.Rebound	11 - JOHNSON Dan
8:00			2 Pt. Miss	8 - MUNN Simon	1:22			3 Pt. Miss	9 - POLLOCK Jonathan
8:00			Offens.Rebound	8 - MUNN Simon	1:20		11 - SCHULTE Paul	Defens.Rebound	
8:00		9 - WALLER William Henry (P3,T9)	Foul		1:02		12 - KILEY David Paul	2 Pt. Miss	
8:00		10 - SCHLAPPI Mike Palmer	Player OUT		1:00			Defens.Rebound	5 - THOMAS Sinclair
8:00		12 - KILEY David Paul	Player OUT		0:39			2 Pt. Miss	5 - THOMAS Sinclair
8:00		14 - JOHNSON Larry	Player IN		0:38		15 - GLASBRENNER J.J.	Defens.Rebound	
8:00		15 - GLASBRENNER J.J.	Player IN		0:08		4 - BARBER Eric	2 Pt. Miss	
8:00		7 - GILL JR Chuck	Player OUT		0:06		14 - JOHNSON Larry	Offens.Rebound	
8:00		4 - BARBER Eric	Player IN		0:00			Steal	9 - POLLOCK Jonathan
8:00	19-23		Free Th. MADE	8 - MUNN Simon	0:00		14 - JOHNSON Larry	Turnover	
8:00	19-24		Free Th. MADE	8 - MUNN Simon	0:00			3 Pt. Miss	9 - POLLOCK Jonathan
7:47	21-24	9 - WALLER William Henry	2 Pt. in the paint		SECOND HALF				
7:47		11 - SCHULTE Paul	Assist		20:00		4 - BARBER Eric	Player IN	
7:35			Offensive Foul	8 - MUNN Simon (P2,T6)	20:00		9 - WALLER William Henry	Player IN	
7:35			Turnover	8 - MUNN Simon	20:00		11 - SCHULTE Paul	Player IN	
7:35		9 - WALLER William Henry	Player OUT		20:00		14 - JOHNSON Larry	Player IN	
7:35		12 - KILEY David Paul	Player IN		20:00		15 - GLASBRENNER J.J.	Player IN	
7:26			Foul	9 - POLLOCK Jonathan (P1,T7)	20:00			Player IN	8 - MUNN Simon
7:21			Foul	4 - CAINE Steve (P1,T8)	20:00			Player IN	9 - POLLOCK Jonathan
7:21			Time Out	Great Britain	20:00			Player IN	11 - JOHNSON Dan
7:21		12 - KILEY David Paul	Free Th. Miss		20:00			Player IN	12 - BLAKE Andrew
7:21		12 - KILEY David Paul	Free Th. Miss		20:00			Player IN	14 - PRICE Colin
7:20			Defens.Rebound	8 - MUNN Simon	19:44		9 - WALLER William Henry	2 Pt. Miss	
6:50			2 Pt. Miss	9 - POLLOCK Jonathan	19:41			Defens.Rebound	8 - MUNN Simon
6:45			Offens.Rebound	9 - POLLOCK Jonathan	19:24			2 Pt. Miss	9 - POLLOCK Jonathan
6:42			2 Pt. Miss	11 - JOHNSON Dan	19:22		9 - WALLER William Henry	Defens.Rebound	
6:39		15 - GLASBRENNER J.J.	Defens.Rebound		19:09	29-31	15 - GLASBRENNER J.J.	2 Pt. in the paint	
6:14		15 - GLASBRENNER J.J.	2 Pt. Miss		19:09		11 - SCHULTE Paul	Assist	
6:12			Defens.Rebound	5 - THOMAS Sinclair	19:09			Foul	14 - PRICE Colin (P2,T1)
5:56		14 - JOHNSON Larry	Steal		19:09		15 - GLASBRENNER J.J.	Free Th. Miss	
5:55			Turnover	9 - POLLOCK Jonathan	19:06			Defens.Rebound	8 - MUNN Simon
5:49		11 - SCHULTE Paul	Turnover		18:48	29-33		2 Pt. MADE	11 - JOHNSON Dan
5:33			2 Pt. Miss	8 - MUNN Simon	18:20			Foul	14 - PRICE Colin (P3,T2)
5:12		12 - KILEY David Paul	Steal		18:14			Foul	9 - POLLOCK Jonathan (P2,T3)
5:11			Turnover	5 - THOMAS Sinclair	18:07		11 - SCHULTE Paul	2 Pt. Miss	
4:58	23-24	15 - GLASBRENNER J.J.	2 Pt. in the paint		18:06			Defens.Rebound	12 - BLAKE Andrew
4:50		12 - KILEY David Paul (P1,T10)	Foul		17:48	29-35		2 Pt. in the paint	12 - BLAKE Andrew
4:50	23-25		Free Th. MADE	8 - MUNN Simon	17:48			Assist	14 - PRICE Colin
4:50			Free Th. Miss	8 - MUNN Simon	17:31	31-35	4 - BARBER Eric	2 Pt. MADE	
4:48		15 - GLASBRENNER J.J.	Defens.Rebound		17:16			2 Pt. Miss	9 - POLLOCK Jonathan
4:38		14 - JOHNSON Larry	2 Pt. Miss		17:14		9 - WALLER William Henry	Defens.Rebound	
4:35			Defens.Rebound	11 - JOHNSON Dan	16:59		11 - SCHULTE Paul	2 Pt. Miss	
4:16	23-27		2 Pt. in the paint	8 - MUNN Simon	16:57			Defens.Rebound	8 - MUNN Simon
4:16			Assist	5 - THOMAS Sinclair	16:57			Turnover	8 - MUNN Simon
4:00	25-27	4 - BARBER Eric	2 Pt. in the paint		16:44	33-35	15 - GLASBRENNER J.J.	2 Pt. in the paint	
4:00		14 - JOHNSON Larry	Assist		16:44		9 - WALLER William Henry	Assist	
3:46		11 - SCHULTE Paul (P2,T11)	Foul		16:35		11 - SCHULTE Paul	Steal	
3:46	25-28		Free Th. MADE	4 - CAINE Steve	16:34			Turnover	12 - BLAKE Andrew
3:46	25-29		Free Th. MADE	4 - CAINE Steve	16:25		9 - WALLER William Henry	2 Pt. Miss	
3:25		15 - GLASBRENNER J.J.	2 Pt. Miss		16:23		15 - GLASBRENNER J.J.	Offens.Rebound	
3:22		15 - GLASBRENNER J.J.	Offens.Rebound		16:23	35-35	15 - GLASBRENNER J.J.	Tap MADE	
3:22		15 - GLASBRENNER J.J.	2 Pt. Miss		16:03	35-37		2 Pt. MADE	11 - JOHNSON Dan
3:20			Defens.Rebound	11 - JOHNSON Dan	15:38		14 - JOHNSON Larry	2 Pt. Miss	
3:13			2 Pt. Miss	8 - MUNN Simon	15:35			Defens.Rebound	8 - MUNN Simon
3:11			Offens.Rebound	8 - MUNN Simon	15:25	35-39		2 Pt. in the paint	14 - PRICE Colin
3:11			2 Pt. Miss	8 - MUNN Simon	14:56		15 - GLASBRENNER J.J.	Turnover	
3:10			Offens.Rebound	8 - MUNN Simon	14:35	35-41		2 Pt. MADE	8 - MUNN Simon
3:10	25-31		Tap MADE	8 - MUNN Simon	14:13	37-41	9 - WALLER William Henry	2 Pt. in the paint	
2:53			Steal	9 - POLLOCK Jonathan	14:13		15 - GLASBRENNER J.J.	Assist	
2:52		11 - SCHULTE Paul	Turnover		13:59			2 Pt. Miss	11 - JOHNSON Dan
2:27			2 Pt. Miss	8 - MUNN Simon	13:58			Foul	11 - JOHNSON Dan (P2,T4)
2:24		15 - GLASBRENNER J.J.	Defens.Rebound		13:35			Foul	12 - BLAKE Andrew (P3,T5)
2:07			Foul	11 - JOHNSON Dan (P1,T9)	13:29	39-41	11 - SCHULTE Paul	2 Pt. MADE	
2:07	26-31	11 - SCHULTE Paul	Free Th. MADE		12:57			2 Pt. Miss	14 - PRICE Colin

Wheelchair Basketball

Wheelchair Basketball

Wheelchair Basketball

Wheelchair Basketball

Time	Score	United States	Action	Great Britain	Time	Score	United States	Action	Great Britain
SECOND HALF									
12:39	41-41	11 - SCHULTE Paul	2 Pt. MADE		6:52			Block Shot	8 - MUNN Simon
12:25			Fast Break	Great Britain	6:51	14 - JOHNSON Larry		Offens.Rebound	
12:23	41-43		2 Pt. in the paint	14 - PRICE Colin	6:49	14 - JOHNSON Larry		2 Pt. Miss	
12:11		15 - GLASBRENNER J.J.	2 Pt. Miss		6:47	9 - WALLER William Henry		Offens.Rebound	
12:09			Defens.Rebound	8 - MUNN Simon	6:44	11 - SCHULTE Paul (P4,T3)		Offensive Foul	
11:55			2 Pt. Miss	12 - BLAKE Andrew	6:44	11 - SCHULTE Paul		Turnover	
11:53		9 - WALLER William Henry	Defens.Rebound		6:29	47-48		2 Pt. in the paint	8 - MUNN Simon
11:51		15 - GLASBRENNER J.J. (P1,T1)	Offensive Foul		6:29			Assist	5 - THOMAS Sinclair
11:51		15 - GLASBRENNER J.J.	Turnover		5:56	49-48	14 - JOHNSON Larry	2 Pt. MADE	
11:51			Player OUT	12 - BLAKE Andrew	5:33	49-50		2 Pt. in the paint	5 - THOMAS Sinclair
11:51			Player OUT	9 - POLLOCK Jonathan	5:32		11 - SCHULTE Paul	Player OUT	
11:51			Player IN	4 - CAINE Steve	5:32		5 - JUETTE Melvin Sean	Player IN	
11:51			Player IN	5 - THOMAS Sinclair	5:02		14 - JOHNSON Larry	Turnover	
11:41			2 Pt. Miss	8 - MUNN Simon	4:50	49-52		2 Pt. MADE	4 - CAINE Steve
11:39		14 - JOHNSON Larry	Defens.Rebound		4:23		4 - BARBER Eric	2 Pt. Miss	
11:23			Foul	5 - THOMAS Sinclair (P2,T6)	4:18		9 - WALLER William Henry	Offens.Rebound	
10:58		9 - WALLER William Henry	2 Pt. Miss		4:02		5 - JUETTE Melvin Sean	2 Pt. Miss	
10:56			Defens.Rebound	8 - MUNN Simon	3:58			Defens.Rebound	5 - THOMAS Sinclair
10:45			2 Pt. Miss	11 - JOHNSON Dan	3:47			2 Pt. Miss	5 - THOMAS Sinclair
10:43		4 - BARBER Eric	Defens.Rebound		3:46		14 - JOHNSON Larry	Block Shot	
10:19		14 - JOHNSON Larry	2 Pt. Miss		3:44		9 - WALLER William Henry	Defens.Rebound	
10:17			Defens.Rebound	8 - MUNN Simon	3:41			Foul	9 - POLLOCK Jonathan (P3,T9)
10:05			2 Pt. Miss	14 - PRICE Colin	3:41		5 - JUETTE Melvin Sean	Player OUT	
10:02		11 - SCHULTE Paul	Defens.Rebound		3:41		11 - SCHULTE Paul	Player IN	
9:53		14 - JOHNSON Larry	2 Pt. Miss		3:41	50-52	9 - WALLER William Henry	Free Th. MADE	
9:50		15 - GLASBRENNER J.J.	Offens.Rebound		3:41		9 - WALLER William Henry	Free Th. Miss	
9:50	43-43	15 - GLASBRENNER J.J.	Tap MADE		3:17			Turnover	9 - POLLOCK Jonathan
9:17			2 Pt. Miss	8 - MUNN Simon	2:52		14 - JOHNSON Larry	2 Pt. Miss	
9:15		14 - JOHNSON Larry	Defens.Rebound		2:50			Defens.Rebound	11 - JOHNSON Dan
9:09			Steal	5 - THOMAS Sinclair	2:30			2 Pt. Miss	8 - MUNN Simon
9:08		14 - JOHNSON Larry	Turnover		2:27			Offens.Rebound	4 - CAINE Steve
9:07		11 - SCHULTE Paul (P3,T2)	Foul		2:25			2 Pt. Miss	9 - POLLOCK Jonathan
8:58			2 Pt. Miss	4 - CAINE Steve	2:23		15 - GLASBRENNER J.J.	Defens.Rebound	
8:55		14 - JOHNSON Larry	Defens.Rebound		2:18		United States	Fast Break	
8:49			Foul	4 - CAINE Steve (P2,T7)	2:15	52-52	14 - JOHNSON Larry	2 Pt. in the paint	
8:49			Player OUT	14 - PRICE Colin	2:00	52-54		2 Pt. in the paint	5 - THOMAS Sinclair
8:49			Player IN	9 - POLLOCK Jonathan	2:00			Assist	11 - JOHNSON Dan
8:35		11 - SCHULTE Paul	3 Pt. Miss		1:41		11 - SCHULTE Paul	2 Pt. Miss	
8:31		14 - JOHNSON Larry	Offens.Rebound		1:37			Defens.Rebound	5 - THOMAS Sinclair
8:07	45-43	14 - JOHNSON Larry	2 Pt. MADE		1:09			2 Pt. Miss	11 - JOHNSON Dan
7:34			2 Pt. Miss	9 - POLLOCK Jonathan	1:06		14 - JOHNSON Larry	Defens.Rebound	
7:32		14 - JOHNSON Larry	Defens.Rebound		0:57		14 - JOHNSON Larry	Turnover	
7:32			Foul	5 - THOMAS Sinclair (P3,T8)	0:31			2 Pt. Miss	5 - THOMAS Sinclair
7:32			Time Out	Great Britain	0:29		9 - WALLER William Henry	Defens.Rebound	
7:32	46-43	14 - JOHNSON Larry	Free Th. MADE		0:24		United States	Fast Break	
7:32	47-43	14 - JOHNSON Larry	Free Th. MADE		0:24	54-54	14 - JOHNSON Larry	2 Pt. in the paint	
7:12	47-46		3 Pt. MADE	9 - POLLOCK Jonathan	0:24			Time Out	Great Britain
7:12			Assist	8 - MUNN Simon	0:07			2 Pt. Miss	11 - JOHNSON Dan
6:58		9 - WALLER William Henry	2 Pt. Miss		0:05		9 - WALLER William Henry	Defens.Rebound	
6:56		9 - WALLER William Henry	Offens.Rebound		0:00	57-54	11 - SCHULTE Paul	3 Pt. MADE	
6:54		9 - WALLER William Henry	2 Pt. Miss		0:00			END OF PERIOD	

Wheelchair Basketball

Wheelchair Basketball

Wheelchair Basketball

Wheelchair Basketball

PRNWB00000207.00073 00102820:52V020

Match No: 65

USA 57 vs 54 GBR

Start Time: 19:30

Attendance: 14258

Referees: BRIERE Gilles (CAN)
WALLAART Edwin (NED)

DEWELL Ross (AUS)

Scoring by 5 min intervals:

	1.HF				2.HF			
USA	10	15	21	27	35	41	49	57
GBR	6	14	24	31	39	43	50	54

United States of America (USA)

No.	Name	MIN	PTS	Field Goals		2 Points		3 Points		Free Throws		Rebounds			AS	ST	TO	BS	PF
				M/A	%	M/A	%	M/A	%	M/A	%	OR	DR	TOT					
4	BARBER Eric	28:00	4	2/4	50.0	2/4	50.0						1	1					
* 5	JUETTE Melvin Sean	07:44	2	1/2	50.0	1/2	50.0						1	1			1	1	
6	TEW Steve																		
* 7	GILL JR Chuck	12:00	9	4/4	100.0	4/4	100.0			1/2	50.0		2	2			1		
8	HERNANDEZ William																		
* 9	WALLER William Henry	32:25	8	3/9	33.3	3/9	33.3			2/4	50.0	3	6	9	1		1		3
10	SCHLAPPI Mike Palmer	06:07																	2
* 11	SCHULTE Paul	38:09	14	5/13	38.5	3/10	30.0	2/3	66.7	2/2	100.0	2	3	5	5	1	5		4
12	KILEY David Paul	10:18		0/1	0.0	0/1	0.0			0/2	0.0					1			1
13	BELL Curtis																		
* 14	JOHNSON Larry	37:17	10	4/14	28.6	4/14	28.6			2/2	100.0	4	8	12	2	2	5	1	2
15	GLASBRENNER Jeffrey James	28:00	10	5/9	55.6	5/9	55.6			0/1	0.0	3	5	8	1		2		1
Team Coach																			
TOTALS			57	24/56	42.9	22/53	41.5	2/3	66.7	7/13	53.8	12	26	38	9	4	14	2	14
Coach	BYRNES Dan																		
Assistant Coach	BURNS Frank																		
	PHILLIPS Mo																		

Great Britain (GBR)

No.	Name	MIN	PTS	Field Goals		2 Points		3 Points		Free Throws		Rebounds			AS	ST	TO	BS	PF
				M/A	%	M/A	%	M/A	%	M/A	%	OR	DR	TOT					
4	CAINE Steve	27:12	9	3/5	60.0	2/4	50.0	1/1	100.0	2/2	100.0	1	1	2			1		2
5	THOMAS Sinclair	27:12	8	4/8	50.0	4/8	50.0			0/1	0.0	3	6	9	4	1	2		3
6	HAYES Kevin																		
7	BYWATER Terry																		
* 8	MUNN Simon	40:00	17	7/22	31.8	7/22	31.8			3/4	75.0	6	9	15	1	1	2	1	2
* 9	POLLOCK Jonathan	32:07	6	2/10	20.0	0/5	0.0	2/5	40.0			1	1	2	1	3	2		3
10	ADEPITAN Ade																		
* 11	JOHNSON Dan	40:00	8	4/11	36.4	4/11	36.4						4	4	1		1		2
* 12	BLAKE Andrew	12:48	2	1/2	50.0	1/2	50.0						2	2			1		3
13	HOWLEY Fred																		
* 14	PRICE Colin	20:41	4	2/5	40.0	2/5	40.0								1		1		3
15	BRAMLEY David																		
Team Coach																			
TOTALS			54	23/63	36.5	20/57	35.1	3/6	50.0	5/7	71.4	11	23	34	8	5	10	1	18
Coach	TITMUSS David																		
Assistant Coach	SMITH Nigel																		
	TOLFREY Vicky																		

	USA	GBR
Points from Turnovers:	10	12
Biggest Lead:	6 (10-4)	6 (31-25)
Second Chance Points:	6	6
Lead Changes:	9	

	USA	GBR
Points in the Paint:	30	28
Biggest Scoring Run:	10-0 (10-4)	10-1 (14-11)
Fast Break Points:	6	2
Times Tied:	6	

Legend:

MIN : Minutes Played **M/A** : Made/Attempts **%** : Shooting Percentage **OR** : Offensive Rebounds
DR : Defensive Rebounds **TOT** : Total Rebounds **AS** : Assist **ST** : Steals
TO : Turnovers **BS** : Blocked Shots **PF** : Fouls **PTS** : Points
HF : Half of Time **OT** : Over Time * : Starting/Initial

PRNWB00000208.00076B 00102820:53V150

Preliminary Group A								MATCHES			POINTS		Class.
Rank		CAN	USA	GBR	GER	MEX	RSA	PLAY	WON	LOST	FOR	AGST	Points
1	CAN		58-45	55-50	68-43	61-33	85-25	5	5	0	327	196	10
2	USA	45-58		74-65	58-46	60-44	97-25	5	4	1	334	238	9
3	GBR	50-55	65-74		61-43	70-58	83-32	5	3	2	329	262	8
4	GER	43-68	46-58	43-61		69-56	113-27	5	2	3	314	270	7
5	MEX	33-61	44-60	58-70	56-69		83-34	5	1	4	274	294	6
6	RSA	25-85	25-97	32-83	27-113	34-83		5	0	5	143	461	5

Preliminary Group B								MATCHES			POINTS		Class.
Rank		NED	FRA	AUS	SWE	JPN	KOR	PLAY	WON	LOST	FOR	AGST	Points
1	NED		76-51	48-47	62-45	62-52	83-48	5	5	0	331	243	10
2	FRA	51-76		63-54	51-50	67-44	65-48	5	4	1	297	272	9
3	AUS	47-48	54-63		69-54	64-36	77-33	5	3	2	311	234	8
4	SWE	45-62	50-51	54-69		60-43	57-55	5	2	3	266	280	7
5	JPN	52-62	44-67	36-64	43-60		64-43	5	1	4	239	296	6
6	KOR	48-83	48-65	33-77	55-57	43-64		5	0	5	227	346	5

Classification

Phase	Teams	Result
Quarterfinals 1 - 8	USA vs AUS	62-54
Quarterfinals 1 - 8	NED vs GER	72-66
Quarterfinals 1 - 8	FRA vs GBR	56-67
Quarterfinals 1 - 8	CAN vs SWE	73-39
Semifinals 9 - 12	MEX vs KOR	70-56
Semifinals 9 - 12	JPN vs RSA	81-29
Semifinals 1 - 4	USA vs NED	62-63
Semifinals 1 - 4	CAN vs GBR	66-51
Final 1 - 2	NED vs CAN	28-Oct
Final 3 - 4	USA vs GBR	57-54
Semifinals 5 - 8	AUS vs GER	61-53
Semifinals 5 - 8	SWE vs FRA	74-75
Final 5 - 6	AUS vs FRA	50-47
Final 7 - 8	GER vs SWE	40-56
Final 9 - 10	MEX vs JPN	55-56
Final 11- 12	KOR vs RSA	75-42

Final Standings

Medal	Rank	Team
BRONZE	3	USA United States of America
	4	GBR Great Britain
	5	AUS Australia
	6	FRA France
	7	SWE Sweden
	8	GER Germany
	9	JPN Japan
	10	MEX Mexico
	11	KOR Korea
	12	RSA South Africa

PRNWB00000209.00084A 00102820:55V060

United States of America (USA)

After 8 Matches

No.	Name	G	MIN	MPG	PTS	PPG	Field Goals		2 Points		3 Points		Free Throws		Rebounds			AS	ST	TO	BS	PF
							M/A	%	M/A	%	M/A	%	M/A	%	OR	DR	TOT					
4	BARBER Eric	7	147:52	21:07	22	3.1	11/21	52.4	11/21	52.4			0/1	0.0	5	2	7	3		7		4
5	JUETTE Melvin Sean	8	168:18	21:02	13	1.6	6/30	20.0	6/30	20.0			1/4	25.0	11	7	18	20	4	4		11
6	TEW Steve	1	21:40	21:40	8	8.0	4/12	33.3	4/12	33.3			0/1	0.0	3	3	6	4		3	1	
7	GILL JR Chuck	7	113:09	16:09	47	6.7	21/35	60.0	21/35	60.0			5/13	38.5	4	21	25	7	3	8	1	6
8	HERNANDEZ William	4	15:17	3:49	3	0.8	1/5	20.0	1/5	20.0			1/2	50.0		1	1	1		4		2
9	WALLER William Henry	8	243:43	30:27	49	6.1	19/53	35.8	19/52	36.5	0/1	0.0	11/23	47.8	16	40	56	8	4	11	2	18
10	SCHLAPPI Mike Palmer	7	115:17	16:28	20	2.9	7/20	35.0	7/20	35.0			6/11	54.5		12	12	10	5	4		5
11	SCHULTE Paul	8	270:55	33:51	116	14.5	43/91	47.3	39/82	47.6	4/9	44.4	26/50	52.0	5	25	30	47	10	23	2	21
12	KILEY David Paul	8	73:25	9:10	20	2.5	6/22	27.3	5/21	23.8	1/1	100.0	7/10	70.0	4	11	15	4	2	6		9
13	BELL Curtis	4	25:01	6:15	6	1.5	2/9	22.2	2/9	22.2			2/4	50.0	3	3	6	2	2	3		3
14	JOHNSON Larry	8	229:51	28:43	95	11.9	41/82	50.0	40/78	51.3	1/4	25.0	12/17	70.6	11	35	46	16	11	18	1	17
15	GLASBRENNER Jeffrey James	8	200:32	25:04	116	14.5	50/72	69.4	50/72	69.4			16/45	35.6	14	47	61	3	9	14		8
Team/Coach																						1
TOTALS					515	64.4	211/452	46.7	205/437	46.9	6/15	40.0	87/181	48.1	76	207	283	125	50	105	7	105
OPPONENTS					409	51.1	182/459	39.7	171/418	40.9	11/41	26.8	34/73	46.6	65	180	245	106	27	131	12	177

	USA	OPPONENTS
Points from Turnovers	125	87
Points in the Paint	294	224
Second Chance Points	69	41
Fast Break Points	77	24

AVERAGES PER GAME

	USA	OPPONENTS
Total Field Goals Made	26.4	22.8
2 Points Field Goals Made	25.6	21.4
3 Points Field Goals Made	0.8	1.4
Free Throws Made	10.9	4.3
Offensive Rebounds	9.5	8.1
Deffensive Rebounds	25.9	22.5
Total Rebounds	35.4	30.6
Assists	15.6	13.3
Steals	6.3	3.4
Turnovers	13.1	16.4
Blocked Shots	0.9	1.5
Fouls	13.1	22.1
Points from Turnovers	15.6	10.9
Points in the Paint	36.8	28.0
Second Chance Points	8.6	5.1
Fast Break Points	9.6	3.0

Legend:

G : Games Played	MIN : Minutes Played	MPG : Minutes Played per Game	PTS : Points
PPG : Points per Game	M/A : Made/Attempts	% : Shooting Percentage	OR : Offensive Rebounds
DR : Defensive Rebounds	TOT : Total Rebounds	AS : Assists	ST : Steals
TO : Turnovers	BS : Blocked Shots	PF : Fouls	

**FINAL CUMULATIVE STATISTICS
FOR UNITED STATES**

PRNWB0000020A.00084A 00102820:56V060

Great Britain (GBR)

After 8 Matches

No.	Name	G	MIN	MPG	PTS	PPG	Field Goals		2 Points		3 Points		Free Throws		Rebounds			AS	ST	TO	BS	PF
							M/A	%	M/A	%	M/A	%	M/A	%	OR	DR	TOT					
4	CAINE Steve	8	151:20	18:55	49	6.1	17/34	50.0	15/30	50.0	2/4	50.0	13/19	68.4	6	9	15	14	1	13		18
5	THOMAS Sinclair	8	140:01	17:30	42	5.3	19/34	55.9	19/34	55.9			4/15	26.7	8	27	35	14	2	6	2	13
6	HAYES Kevin	5	76:08	15:13	16	3.2	8/15	53.3	8/15	53.3						4	4	2	1	1		5
7	BYWATER Terry	3	30:30	10:10	21	7.0	7/21	33.3	6/13	46.2	1/8	12.5	6/7	85.7	4	8	12	3		1	1	1
8	MUNN Simon	8	244:21	30:32	87	10.9	39/103	37.9	39/97	40.2	0/6	0.0	9/19	47.4	29	59	88	7	7	17	6	20
9	POLLOCK Jonathan	8	233:18	29:09	73	9.1	25/92	27.2	10/47	21.3	15/45	33.3	8/11	72.7	7	14	21	24	4	16	1	26
10	ADEPITAN Ade	7	90:46	12:58	40	5.7	14/27	51.9	9/21	42.9	5/6	83.3	7/15	46.7	7	3	10	10		8		12
11	JOHNSON Dan	8	225:24	28:10	66	8.3	28/69	40.6	28/69	40.6			10/14	71.4	13	13	26	21	6	17		21
12	BLAKE Andrew	8	158:00	19:45	18	2.3	8/21	38.1	8/20	40.0	0/1	0.0	2/5	40.0	3	38	41	4	2	5		15
13	HOWLEY Fred	3	26:40	8:53	8	2.7	4/8	50.0	4/5	80.0	0/3	0.0	0/2	0.0		5	5	3	1			4
14	PRICE Colin	8	173:05	21:38	59	7.4	28/57	49.1	28/57	49.1			3/14	21.4	5	14	19	26	2	16	1	23
15	BRAMLEY David	7	75:27	10:46	22	3.1	10/20	50.0	10/19	52.6	0/1	0.0	2/4	50.0	5	15	20	1	1	1	1	8
Team/Coach																						
TOTALS					501	62.6	207/501	41.3	184/427	43.1	23/74	31.1	64/125	51.2	87	209	296	129	27	101	12	166
OPPONENTS					441	55.1	182/457	39.8	174/411	42.3	8/46	17.4	69/132	52.3	72	195	267	96	37	120	10	144

AVERAGES PER GAME

	GBR	OPPONENTS
Points from Turnovers	111	91
Points in the Paint	236	244
Second Chance Points	62	52
Fast Break Points	45	52

	GBR	OPPONENTS
Total Field Goals Made	25.9	22.8
2 Points Field Goals Made	23.0	21.8
3 Points Field Goals Made	2.9	1.0
Free Throws Made	8.0	8.6
Offensive Rebounds	10.9	9.0
Deffensive Rebounds	26.1	24.4
Total Rebounds	37.0	33.4
Assists	16.1	12.0
Steals	3.4	4.6
Turnovers	12.6	15.0
Blocked Shots	1.5	1.3
Fouls	20.8	18.0
Points from Turnovers	13.9	11.4
Points in the Paint	29.5	30.5
Second Chance Points	7.8	6.5
Fast Break Points	5.6	6.5

Legend:

G : Games Played	MIN : Minutes Played	MPG : Minutes Played per Game	PTS : Points
PPG : Points per Game	M/A : Made/Attempts	% : Shooting Percentage	OR : Offensive Rebounds
DR : Defensive Rebounds	TOT : Total Rebounds	AS : Assists	ST : Steals
TO : Turnovers	BS : Blocked Shots	PF : Fouls	

FINAL CUMULATIVE STATISTICS FOR GREAT BRITAIN

PRNWB0000020B.00085B 00102823:11V090

SCORING											
Rk	Name	Team	G	2 Points		3 Points		Free Throws		Total	Avg
1	JANSENS Koen	NED	8	72/151	47.7%	2/5	40.0%	41/60	68.3%	191	23.9
2	SACHS Troy	AUS	8	58/118	49.2%	2/10	20.0%	51/76	67.1%	173	21.6
3	BAYE Philippe	FRA	8	47/102	46.1%	4/23	17.4%	59/85	69.4%	165	20.6
4	ANDERSON Patrick	CAN	8	62/108	57.4%	4/13	30.8%	25/41	61.0%	161	20.1
5	OSHIMA Tomohiko	JPN	7	43/92	46.7%	0/3	0.0%	24/34	70.6%	110	15.7
6	GLASBRENNER Jeffrey James SCHULTE Paul	USA	8	50/72	69.4%	0/0		16/45	35.6%	116	14.5
8	ZAVALA Salvador	USA	8	39/82	47.6%	4/9	44.4%	26/50	52.0%	116	14.5
9	van der LINDEN Gert Jan	MEX	7	43/81	53.1%	0/3	0.0%	13/22	59.1%	99	14.1
9	van der LINDEN Gert Jan	NED	8	29/61	47.5%	5/36	13.9%	31/61	50.8%	104	13.0
10	MIYAKE Katsumi	JPN	7	31/81	38.3%	4/21	19.0%	14/23	60.9%	88	12.6

REBOUNDS							
Rk	Name	Team	G	Off	Def	Total	Avg
1	JANSENS Koen	NED	8	26	75	101	12.6
2	NESS Brad	AUS	8	20	79	99	12.4
3	ANDERSON Patrick	CAN	8	25	73	98	12.3
4	SACHS Troy	AUS	8	20	76	96	12.0
5	MUNN Simon	GBR	8	29	59	88	11.0
6	KIM Ji-Nam	KOR	7	20	55	75	10.7
7	ANDERSSON Lars-Gunnar	SWE	8	16	69	85	10.6
8	JOHNSON Joey	CAN	8	20	53	73	9.1
9	BOUSTILA Ouahid	FRA	8	28	40	68	8.5
	WIMMERS Guido	GER	8	12	56	68	8.5

ASSIST					
Rk	Name	Team	G	Total	Avg
1	van der LINDEN Gert Jan	NED	8	73	9.1
2	SCHULTE Paul	USA	8	47	5.9
3	GUYOT Frederic	FRA	8	45	5.6
4	KORETOMO Keisuke	JPN	6	27	4.5
5	ANDERSON Patrick	CAN	8	35	4.4
6	CHRISTINK Lars	GER	8	32	4.0
	SACHS Troy	AUS	8	32	4.0
8	IM Chan-Kuw	KOR	7	27	3.9
9	BLYTHE Sandy	AUS	8	30	3.8

2 players tied at 3.3

STEALS					
Rk	Name	Team	G	Total	Avg
1	KORETOMO Keisuke	JPN	6	15	2.5
2	ORTEGA Raul	MEX	7	16	2.3
3	ANDERSON Patrick	CAN	8	16	2.0
4	JANSENS Koen	NED	8	15	1.9
	KIM Ji-Nam	KOR	7	13	1.9
6	ZAVALA Salvador	MEX	7	12	1.7
7	IM Chan-Kuw	KOR	7	11	1.6
8	van der LINDEN Gert Jan	NED	8	12	1.5
9	BOUSTILA Ouahid	FRA	8	11	1.4
	JOHNSON Larry	USA	8	11	1.4

TURNOVERS					
Rk	Name	Team	G	Total	Avg
1	OESCHGER Kobus	RSA	7	44	6.3
2	VICTOR Joppie	RSA	7	43	6.1
3	SACHS Troy	AUS	8	47	5.9
4	IM Chan-Kuw	KOR	7	36	5.1
5	HAN Sa-Hyun	KOR	7	35	5.0
6	KORETOMO Keisuke	JPN	6	25	4.2
7	WILLIAMS Ralph	RSA	7	25	3.6
8	CHRISTINK Lars	GER	8	28	3.5

3 players tied at 3.4

BLOCKED SHOTS					
Rk	Name	Team	G	Total	Avg
1	JOHNSON Joey	CAN	8	8	1.0
2	MUNN Simon	GBR	8	6	0.8
3	KIM Ji-Nam	KOR	7	4	0.6
4	ANDERSON Patrick	CAN	8	4	0.5
	WIMMERS Guido	GER	8	4	0.5

7 players tied at 0.4

FOULS					
Rk	Name	Team	G	Total	Avg
1	OSHIMA Tomohiko	JPN	7	26	3.7
	KORETOMO Keisuke	JPN	6	22	3.7
3	SACHS Troy	AUS	8	29	3.6

8 players tied at 3.3

Legend:
G : Games Played **M/A** : Made Attempts % : Shooting Percentage **Avg** : Average per Game
Off : Offensive Rebounds **Def** : Defensive Rebounds **Rk** : Rank

NOTE: Players eligible for statistics with attempts/games minimum, have to play at least 50% of all games

PLAYER RANKING AT CONCLUSION OF COMPETITION

TOTAL FIELD GOALS % (8 attempts/game minimum)

Rk	Name	Team	G	M/A	%
1	GLASBRENNER Jeffrey James	USA	8	50/72	69.4%
2	ANDERSON Patrick	CAN	8	66/121	54.5%
3	ZAVALA Salvador	MEX	7	43/84	51.2%
4	JOHNSON Larry	USA	8	41/82	50.0%
5	KIM Ho-Yong	KOR	7	28/59	47.5%
6	JANSENS Koen	NED	8	74/156	47.4%
7	SCHULTE Paul	USA	8	43/91	47.3%
8	NESS Brad	AUS	8	40/85	47.1%
9	SACHS Troy	AUS	8	60/128	46.9%
10	OSHIMA Tomohiko	JPN	7	43/95	45.3%

TOTAL FIELD GOALS MADE

Rk	Name	Team	G	Total	Avg
1	JANSENS Koen	NED	8	74	9.3
2	ANDERSON Patrick	CAN	8	66	8.3
3	SACHS Troy	AUS	8	60	7.5
4	BAYE Philippe	FRA	8	51	6.4
5	GLASBRENNER Jeffrey James	USA	8	50	6.3
6	OSHIMA Tomohiko	JPN	7	43	6.1
	ZAVALA Salvador	MEX	7	43	6.1
8	SCHULTE Paul	USA	8	43	5.4
9	BOUSTILA Ouahid	FRA	8	42	5.3
10	JOHNSON Larry	USA	8	41	5.1

2 POINTS FIELD GOALS % (6 attempts/game minimum)

Rk	Name	Team	G	M/A	%
1	GLASBRENNER Jeffrey James	USA	8	50/72	69.4%
2	SCHWARZ Ralf	GER	4	15/26	57.7%
3	ANDERSON Patrick	CAN	8	62/108	57.4%
4	ZAVALA Salvador	MEX	7	43/81	53.1%
5	DURAN Mauro	MEX	7	23/44	52.3%
6	JOHNSON Larry	USA	8	40/78	51.3%
7	GOULD David	AUS	7	24/47	51.1%
8	THALHEIM Dirk	GER	8	29/57	50.9%
9	SACHS Troy	AUS	8	58/118	49.2%
10	PRICE Colin	GBR	8	28/57	49.1%

2 POINTS FIELD GOALS MADE

Rk	Name	Team	G	Total	Avg
1	JANSENS Koen	NED	8	72	9.0
2	ANDERSON Patrick	CAN	8	62	7.8
3	SACHS Troy	AUS	8	58	7.3
4	GLASBRENNER Jeffrey James	USA	8	50	6.3
5	OSHIMA Tomohiko	JPN	7	43	6.1
	ZAVALA Salvador	MEX	7	43	6.1
7	BAYE Philippe	FRA	8	47	5.9
8	BOUSTILA Ouahid	FRA	8	41	5.1
9	JOHNSON Larry	USA	8	40	5.0
	NESS Brad	AUS	8	40	5.0

3 POINTS FIELD GOALS % (2 attempts/game minimum)

Rk	Name	Team	G	M/A	%
1	POLLOCK Jonathan	GBR	8	15/45	33.3%
2	OLIVAS Julio Cesar	MEX	7	5/18	27.8%
3	KORETOMO Keisuke	JPN	6	3/12	25.0%
4	BERGLUND Gunnar	SWE	7	4/19	21.1%
5	MIYAKE Katsumi	JPN	7	4/21	19.0%
6	BAYE Philippe	FRA	8	4/23	17.4%
7	HAIDARI Hussein	SWE	8	3/21	14.3%
8	van der LINDEN Gert Jan	NED	8	5/36	13.9%

3 POINTS FIELD GOALS MADE

Rk	Name	Team	G	Total	Avg
1	POLLOCK Jonathan	GBR	8	15	1.9
2	ADEPITAN Ade	GBR	7	5	0.7
	OLIVAS Julio Cesar	MEX	7	5	0.7
4	van der LINDEN Gert Jan	NED	8	5	0.6
	BERGLUND Gunnar	SWE	7	4	0.6
	MIYAKE Katsumi	JPN	7	4	0.6
7	ANDERSON Patrick	CAN	8	4	0.5
	BAYE Philippe	FRA	8	4	0.5
	SCHULTE Paul	USA	8	4	0.5
	KORETOMO Keisuke	JPN	6	3	0.5

FREE THROWS % (3 attempts/game minimum)

Rk	Name	Team	G	M/A	%
1	OSHIMA Tomohiko	JPN	7	24/34	70.6%
2	KOEHLER Dirk	GER	8	19/27	70.4%
3	BAYE Philippe	FRA	8	59/85	69.4%
4	JANSENS Koen	NED	8	41/60	68.3%
5	SACHS Troy	AUS	8	51/76	67.1%
6	OTTO Martin	GER	7	19/31	61.3%
7	ANDERSON Patrick	CAN	8	25/41	61.0%
8	MIYAKE Katsumi	JPN	7	14/23	60.9%
9	HAN Sa-Hyun	KOR	7	13/22	59.1%
	ZAVALA Salvador	MEX	7	13/22	59.1%

FREE THROWS MADE

Rk	Name	Team	G	Total	Avg
1	BAYE Philippe	FRA	8	59	7.4
2	SACHS Troy	AUS	8	51	6.4
3	JANSENS Koen	NED	8	41	5.1
4	van der LINDEN Gert Jan	NED	8	31	3.9
5	OSHIMA Tomohiko	JPN	7	24	3.4
6	SCHULTE Paul	USA	8	26	3.3
7	ANDERSON Patrick	CAN	8	25	3.1
8	WIMMERS Guido	GER	8	22	2.8
9	OTTO Martin	GER	7	19	2.7

2 players tied at 2.6

Legend:

G : Games Played **M/A** : Made Attempts **%** : Shooting Percentage **Avg** : Average per Game
Off : Offensive Rebounds **Def** : Defensive Rebounds **Rk** : Rank

NOTE: Players eligible for statistics with attempts/games minimum, have to play at least 50% of all games

PLAYER RANKING AT CONCLUSION OF COMPETITION

PRNWB0000020C.00073 00102822:09V010

Match No: 66

NED 21 vs 29 CAN

Start Time: 21:30

Attendance:

Referees: OTTO Jorg-ulich (GER)
ARNOLD Sharon (AUS)

CAMPOS PERIS Sergio (ESP)

FIRST HALF

Scoring by 5 min intervals: **NED**
CAN

6	8	14	21
7	17	23	29

Netherlands (NED)

No.	Name	MIN	PTS	Field Goals		2 Points		3 Points		Free Throws		Rebounds			AS	ST	TO	BS	PF
				M/A	%	M/A	%	M/A	%	M/A	%	OR	DR	TOT					
4	OOSTERBOSCH Mario																		
5	DETTMER Ruud	13:10		0/1	0.0	0/1	0.0					1	1						1
* 6	de ROOIJ Anton	20:00	4	2/3	66.7	2/3	66.7					1	1			1			1
* 7	JEBARI Mustafa	06:50		0/2	0.0	0/2	0.0					1	1			1			2
8	van GENT Arie																		
* 9	de GOEDE Frank	06:50		0/1	0.0			0/1	0.0										
* 10	van der LINDEN Gert Jan	20:00	2	1/6	16.7	1/3	33.3	0/3	0.0	0/1	0.0		3	3	1		1		2
11	't LAM Wim																		
* 12	JANSENS Koen	18:55	9	3/10	30.0	3/9	33.3	0/1	0.0	3/4	75.0	1	5	6	1		1		3
13	MARTENS Rene																		
14	van de BUNTE Kees																		
15	van der WERF Cornelis	14:15	6	2/2	100.0	2/2	100.0			2/5	40.0		2	2	1	1	2		2
Team Coach																			
TOTALS			21	8/25	32.0	8/20	40.0	0/5	0.0	5/10	50.0	2	13	15	3	1	6		11
Coach		VERHEUVEL Rob																	
Assistant Coach		VERGOOSSEN Luc																	

Canada (CAN)

No.	Name	MIN	PTS	Field Goals		2 Points		3 Points		Free Throws		Rebounds			AS	ST	TO	BS	PF
				M/A	%	M/A	%	M/A	%	M/A	%	OR	DR	TOT					
4	DUREPOS Dave																		
5	HENDERSON Roy	04:30	3	1/1	100.0	1/1	100.0			1/2	50.0	1		1					1
6	TREUER James	02:41		0/1	0.0	0/1	0.0												1
7	DENNIS Jeff																		
* 8	JOHNSON Joey	18:52	9	4/8	50.0	4/7	57.1	0/1	0.0	1/5	20.0	4	3	7	1	1	1	1	
* 9	NORTON Ross	15:30	2	1/3	33.3	1/3	33.3						1	1		1			3
* 10	HALL Ken	20:00	2	1/4	25.0	1/4	25.0						2	2	4	1			1
* 11	BORISOFF Jaimie	14:42	1							1/2	50.0		1	1					
* 12	ANDERSON Patrick	18:27	10	4/11	36.4	3/9	33.3	1/2	50.0	1/4	25.0	1	4	5	2		3		2
13	STOUTENBURG Chris	05:18	2	1/1	100.0	1/1	100.0						1	1					
14	GAERTNER Travis																		
15	PETER Richard																		
Team Coach																			
TOTALS			29	12/29	41.4	11/26	42.3	1/3	33.3	4/13	30.8	6	12	18	7	3	4	1	8
Coach		FROGLEY Michael																	
Assistant Coach		BOWES Paul																	
		TONELLO Jerry																	

	NED	CAN
Points from Turnovers:	1	4
Biggest Lead:	6 (6-0)	9 (17-8)
Second Chance Points:	2	5
Lead Changes:	1	

	NED	CAN
Points in the Paint:	14	18
Biggest Scoring Run:	6-0 (6-0)	17-2 (17-8)
Fast Break Points:		2
Times Tied:		

Legend:

MIN : Minutes Played **M/A** : Made/Attempts **%** : Shooting Percentage **OR** : Offensive Rebounds
DR : Defensive Rebounds **TOT** : Total Rebounds **AS** : Assist **ST** : Steals
TO : Turnovers **BS** : Blocked Shots **PF** : Fouls **PTS** : Points
HF : Half of Time **OT** : Over Time * : Starting/Initial

PRNWB0000020D.00069 00102823:06V010

Match No: 66

NED 43 vs 57 CAN

Start Time: 21:30

Attendance: 16387

Referees: OTTO Jorg-ulich (GER)
ARNOLD Sharon (AUS)

CAMPOS PERIS Sergio (ESP)

Scoring by 5 min intervals:	NED	CAN	1.HF				2.HF			
			6	8	14	21	25	28	35	43
			7	17	23	29	40	42	50	57

Time	Score	Netherlands	Action	Canada	Time	Score	Netherlands	Action	Canada
FIRST HALF					FIRST HALF				
20:00		6 - de ROOIJ Anton	Player IN		14:20			Defens.Rebound	12 - ANDERSON Patrick
20:00		7 - JEBARI Mustafa	Player IN		14:15			Turnover	12 - ANDERSON Patrick
20:00		9 - de GOEDE Frank	Player IN		14:15		9 - de GOEDE Frank	Player OUT	
20:00		10 - van der LINDEN G.J.	Player IN		14:15		5 - DETTMER Ruud	Player IN	
20:00		12 - JANSENS Koen	Player IN		14:15		7 - JEBARI Mustafa	Player OUT	
20:00				8 - JOHNSON Joey	14:15		15 - van der WERF K.	Player IN	
20:00				9 - NORTON Ross	14:05		12 - JANSENS Koen	3 Pt. Miss	
20:00				10 - HALL Ken	14:02			Defens.Rebound	12 - ANDERSON Patrick
20:00				11 - BORISOFF Jaimie	13:58			Turnover	12 - ANDERSON Patrick
20:00				12 - ANDERSON Patrick	13:47			Steal	9 - NORTON Ross
19:47			2 Pt. Miss	12 - ANDERSON Patrick	13:45			Turnover	
19:44		12 - JANSENS Koen	Defens.Rebound		13:25	6-11	10 - van der LINDEN G.J.	Turnover	
19:29	2-0	10 - van der LINDEN G.J.	2 Pt. in the paint		13:25			2 Pt. in the paint	12 - ANDERSON Patrick
19:29			Foul	12 - ANDERSON Patrick (P1,T1)	13:14		6 - de ROOIJ Anton (P1,T4)	Assist	10 - HALL Ken
19:29		10 - van der LINDEN G.J.	Free Th. Miss		13:14		6 - de ROOIJ Anton	Offensive Foul	
19:28		12 - JANSENS Koen	Offens.Rebound		12:59			Turnover	
19:25	4-0	12 - JANSENS Koen	2 Pt. in the paint		12:56		15 - van der WERF K.	2 Pt. Miss	12 - ANDERSON Patrick
19:10			2 Pt. Miss	12 - ANDERSON Patrick	12:44	8-11	12 - JANSENS Koen	Defens.Rebound	
19:07		7 - JEBARI Mustafa	Defens.Rebound		12:44		15 - van der WERF K.	2 Pt. in the paint	
18:52	6-0	6 - de ROOIJ Anton	2 Pt. MADE		12:24			Assist	
18:26		10 - van der LINDEN G.J. (P1,T1)	Foul		12:21		12 - JANSENS Koen	2 Pt. Miss	8 - JOHNSON Joey
18:21			2 Pt. Miss	10 - HALL Ken	12:10		12 - JANSENS Koen	Defens.Rebound	
18:12		10 - van der LINDEN G.J.	2 Pt. Miss		12:08			2 Pt. Miss	
18:08		7 - JEBARI Mustafa	Offens.Rebound		11:56	8-14		Defens.Rebound	9 - NORTON Ross
18:00		7 - JEBARI Mustafa	2 Pt. Miss		11:36		12 - JANSENS Koen	3 Pt. MADE	12 - ANDERSON Patrick
17:45		12 - JANSENS Koen (P1,T2)	Foul		11:34			2 Pt. Miss	
17:45			Free Th. Miss	8 - JOHNSON Joey	11:30		15 - van der WERF K. (P1,T5)	Defens.Rebound	8 - JOHNSON Joey
17:45	6-1		Free Th. MADE	8 - JOHNSON Joey	11:30			Foul	
17:33		10 - van der LINDEN G.J.	3 Pt. Miss		11:30	8-15		Free Th. Miss	12 - ANDERSON Patrick
17:31			Defens.Rebound	12 - ANDERSON Patrick	11:27			Free Th. MADE	12 - ANDERSON Patrick
17:29			Fast Break	Canada	11:01			Foul	10 - HALL Ken (P1,T2)
17:25	6-3		2 Pt. in the paint	8 - JOHNSON Joey	10:43		15 - van der WERF K.	Turnover	
17:25			Assist	12 - ANDERSON Patrick	10:33	8-17	10 - van der LINDEN G.J. (P2,T6)	Foul	
17:06			Steal	10 - HALL Ken	10:33			2 Pt. in the paint	10 - HALL Ken
17:04		7 - JEBARI Mustafa	Turnover		10:03			Assist	8 - JOHNSON Joey
16:40			3 Pt. Miss	8 - JOHNSON Joey	10:01			Steal	8 - JOHNSON Joey
16:36		10 - van der LINDEN G.J.	Defens.Rebound		10:01		15 - van der WERF K.	Turnover	
16:17		12 - JANSENS Koen	2 Pt. Miss		9:56			2 Pt. Miss	12 - ANDERSON Patrick
16:14			Block Shot	8 - JOHNSON Joey	9:53		12 - JANSENS Koen	Defens.Rebound	
16:12			Defens.Rebound	8 - JOHNSON Joey	9:38		12 - JANSENS Koen	2 Pt. Miss	
16:04	6-5		2 Pt. in the paint	8 - JOHNSON Joey	9:26			3 Pt. Miss	12 - ANDERSON Patrick
16:04			Assist	12 - ANDERSON Patrick	9:22		Netherlands	Time Out	
15:31		10 - van der LINDEN G.J.	3 Pt. Miss		9:22			Player OUT	8 - JOHNSON Joey
15:28			Defens.Rebound	10 - HALL Ken	9:22			Player IN	6 - TREUER James
15:21	6-7		2 Pt. in the paint	8 - JOHNSON Joey	9:18			Foul	6 - TREUER James (P1,T3)
15:21		7 - JEBARI Mustafa (P1,T3)	Foul		9:07	10-17	6 - de ROOIJ Anton	2 Pt. in the paint	
15:21		Netherlands	Time Out		9:07		12 - JANSENS Koen	Assist	
15:21			Free Th. Miss	8 - JOHNSON Joey	8:36			2 Pt. Miss	9 - NORTON Ross
15:20		10 - van der LINDEN G.J.	Defens.Rebound		8:32			Offens.Rebound	12 - ANDERSON Patrick
15:02		6 - de ROOIJ Anton	2 Pt. Miss		8:32	10-19		Tap MADE	12 - ANDERSON Patrick
14:58			Defens.Rebound	12 - ANDERSON Patrick	8:14			Foul	12 - ANDERSON Patrick (P2,T4)
14:48			2 Pt. Miss	8 - JOHNSON Joey	8:14			Player OUT	12 - ANDERSON Patrick
14:44			Offens.Rebound	8 - JOHNSON Joey	8:14		15 - van der WERF K.	Player IN	8 - JOHNSON Joey
14:44			2 Pt. Miss	8 - JOHNSON Joey	8:14			Free Th. Miss	
14:42			Offens.Rebound	8 - JOHNSON Joey	8:02		15 - van der WERF K.	Free Th. Miss	
14:39	6-9		2 Pt. in the paint	8 - JOHNSON Joey	8:00			Steal	
14:22		7 - JEBARI Mustafa	2 Pt. Miss		7:51		12 - JANSENS Koen (P2,T7)	Turnover	8 - JOHNSON Joey
								Offensive Foul	

Wheelchair Basketball

Time	Score	Netherlands	Action	Canada	Time	Score	Netherlands	Action	Canada
FIRST HALF					FIRST HALF				
7:51		12 - JANSENS Koen	Turnover		0:05		7 - JEBARI Mustafa (P2,T11)	Foul	
7:21			2 Pt. Miss	6 - TREUER James	0:05	21-29		Free Th. MADE	11 - BORISOFF Jaimie
7:18			Offens.Rebound	8 - JOHNSON Joey	0:05			Free Th. Miss	11 - BORISOFF Jaimie
6:59			2 Pt. Miss	10 - HALL Ken	0:05		10 - van der LINDEN G.J.	Defens.Rebound	
6:56		12 - JANSENS Koen	Defens.Rebound		0:00		9 - de GOEDE Frank	3 Pt. Miss	
6:41	12-19	15 - van der WERF K.	2 Pt. in the paint		SECOND HALF				
6:41		10 - van der LINDEN G.J.	Assist		20:00		6 - de ROOIJ Anton	Player IN	
6:41			Foul	9 - NORTON Ross (P1,T5)	20:00		7 - JEBARI Mustafa	Player IN	
6:41			Player OUT	6 - TREUER James	20:00		9 - de GOEDE Frank	Player IN	
6:41			Player IN	12 - ANDERSON Patrick	20:00		10 - van der LINDEN G.J.	Player IN	
6:41			Player OUT	11 - BORISOFF Jaimie	20:00		15 - van der WERF K.	Player IN	
6:41			Player IN	13 - STOUTENBURG Chris	20:00			Player IN	11 - BORISOFF Jaimie
6:41	13-19	15 - van der WERF K.	Free Th. MADE		20:00			Player IN	9 - NORTON Ross
6:26	13-21		2 Pt. in the paint	9 - NORTON Ross	20:00			Player IN	12 - ANDERSON Patrick
6:26			Assist	10 - HALL Ken	20:00			Player IN	8 - JOHNSON Joey
6:06		5 - DETTMER Ruud	2 Pt. Miss		20:00			Player IN	10 - HALL Ken
6:04			Defens.Rebound	8 - JOHNSON Joey	19:54		9 - de GOEDE Frank (P1,T1)	Foul	
5:52			Turnover	12 - ANDERSON Patrick	19:46			Offensive Foul	9 - NORTON Ross (P4,T1)
5:38			Foul	9 - NORTON Ross (P2,T6)	19:46			Turnover	9 - NORTON Ross
5:38		15 - van der WERF K.	Free Th. Miss		19:38		10 - van der LINDEN G.J.	2 Pt. Miss	
5:38	14-21	15 - van der WERF K.	Free Th. MADE		19:35			Defens.Rebound	10 - HALL Ken
5:17	14-23		2 Pt. MADE	12 - ANDERSON Patrick	19:18	21-31		2 Pt. MADE	12 - ANDERSON Patrick
4:59		12 - JANSENS Koen	2 Pt. Miss		18:57		7 - JEBARI Mustafa	2 Pt. Miss	
4:57			Defens.Rebound	10 - HALL Ken	18:55			Defens.Rebound	12 - ANDERSON Patrick
4:47			2 Pt. Miss	9 - NORTON Ross	18:46	21-33		2 Pt. in the paint	8 - JOHNSON Joey
4:42		12 - JANSENS Koen	Defens.Rebound		18:46			Assist	12 - ANDERSON Patrick
4:30			Foul	9 - NORTON Ross (P3,T7)	18:23		10 - van der LINDEN G.J.	2 Pt. Miss	
4:30			Player OUT	9 - NORTON Ross	18:21			Defens.Rebound	8 - JOHNSON Joey
4:30			Player IN	5 - HENDERSON Roy	18:05			2 Pt. Miss	8 - JOHNSON Joey
4:30	15-23	12 - JANSENS Koen	Free Th. MADE		18:03		10 - van der LINDEN G.J.	Defens.Rebound	
4:30	16-23	12 - JANSENS Koen	Free Th. MADE		17:56		6 - de ROOIJ Anton	2 Pt. Miss	
4:12		5 - DETTMER Ruud (P1,T8)	Foul		17:54		7 - JEBARI Mustafa	Offens.Rebound	
4:12			Free Th. Miss	8 - JOHNSON Joey	17:54	23-33	7 - JEBARI Mustafa	Tap MADE	
4:12			Free Th. Miss	8 - JOHNSON Joey	17:52		9 - de GOEDE Frank	Player OUT	
4:10		6 - de ROOIJ Anton	Defens.Rebound		17:52		13 - MARTENS Rene	Player IN	
3:51		10 - van der LINDEN G.J.	3 Pt. Miss		17:52			Player OUT	9 - NORTON Ross
3:28			2 Pt. Miss	12 - ANDERSON Patrick	17:52			Player IN	5 - HENDERSON Roy
3:26		15 - van der WERF K.	Defens.Rebound		17:44		15 - van der WERF K. (P3,T2)	Foul	
3:14	18-23	12 - JANSENS Koen	2 Pt. in the paint		17:44			Free Th. Miss	12 - ANDERSON Patrick
2:54	18-25		2 Pt. in the paint	5 - HENDERSON Roy	17:44	23-34		Free Th. MADE	12 - ANDERSON Patrick
2:54			Assist	10 - HALL Ken	17:33		13 - MARTENS Rene	2 Pt. Miss	
2:31	20-25	15 - van der WERF K.	2 Pt. in the paint		17:30			Defens.Rebound	8 - JOHNSON Joey
2:07	20-27		2 Pt. MADE	13 - STOUTENBURG Chris	17:25			Fast Break	Canada
2:07			Assist	10 - HALL Ken	17:23	23-36		2 Pt. in the paint	12 - ANDERSON Patrick
1:47		12 - JANSENS Koen	2 Pt. Miss		17:23			Assist	8 - JOHNSON Joey
1:45			Defens.Rebound	13 - STOUTENBURG Chris	17:09			Foul	8 - JOHNSON Joey (P1,T2)
1:26			2 Pt. Miss	10 - HALL Ken	17:09		15 - van der WERF K.	Free Th. Miss	
1:23			Offens.Rebound	8 - JOHNSON Joey	17:09		15 - van der WERF K.	Free Th. Miss	
1:23		12 - JANSENS Koen (P3,T9)	Foul		17:07			Defens.Rebound	8 - JOHNSON Joey
1:23			Player OUT	13 - STOUTENBURG Chris	16:57			2 Pt. Miss	8 - JOHNSON Joey
1:23			Player IN	11 - BORISOFF Jaimie	16:54			Offens.Rebound	5 - HENDERSON Roy
1:23			Free Th. Miss	12 - ANDERSON Patrick	16:52			2 Pt. Miss	8 - JOHNSON Joey
1:23			Free Th. Miss	12 - ANDERSON Patrick	16:49			Defens.Rebound	
1:21		5 - DETTMER Ruud	Defens.Rebound		16:48		15 - van der WERF K.	Steal	12 - ANDERSON Patrick
1:05			Foul	5 - HENDERSON Roy (P1,T8)	16:47			Turnover	
1:05			Time Out	Canada	16:47		15 - van der WERF K.	Foul	
1:05		12 - JANSENS Koen	Free Th. Miss		16:47		15 - van der WERF K. (P4,T3)	Foul	
1:05	21-27	12 - JANSENS Koen	Free Th. MADE		16:47		15 - van der WERF K.	Player OUT	
1:05		12 - JANSENS Koen	Player OUT		16:47		12 - JANSENS Koen	Player IN	
1:05		9 - de GOEDE Frank	Player IN		16:44			2 Pt. Miss	12 - ANDERSON Patrick
1:05		5 - DETTMER Ruud	Player OUT		16:41		12 - JANSENS Koen	Defens.Rebound	
1:05		7 - JEBARI Mustafa	Player IN		16:17		12 - JANSENS Koen	2 Pt. Miss	
0:42			2 Pt. Miss	12 - ANDERSON Patrick	16:16			Block Shot	8 - JOHNSON Joey
0:39			Offens.Rebound	5 - HENDERSON Roy	16:14			Defens.Rebound	5 - HENDERSON Roy
0:39		15 - van der WERF K. (P2,T10)	Foul		16:12		6 - de ROOIJ Anton (P2,T4)	Foul	
0:39			Free Th. Miss	5 - HENDERSON Roy	15:56		7 - JEBARI Mustafa (P3,T5)	Foul	
0:39			Free Th. MADE	5 - HENDERSON Roy	15:50	23-38		2 Pt. in the paint	10 - HALL Ken
0:22	21-28	10 - van der LINDEN G.J.	2 Pt. Miss		15:48		Netherlands	Time Out	
0:21			Defens.Rebound	11 - BORISOFF Jaimie	15:39		10 - van der LINDEN G.J.	3 Pt. Miss	
					15:37			Defens.Rebound	11 - BORISOFF Jaimie

Wheelchair Basketball

Wheelchair Basketball

Wheelchair Basketball

Wheelchair Basketball

Time	Score	Netherlands	Action	Canada	Time	Score	Netherlands	Action	Canada
SECOND HALF					SECOND HALF				
15:27	23-40		2 Pt. in the paint	8 - JOHNSON Joey	8:23		15 - van der WERF K.	Player OUT	
15:27			Assist	12 - ANDERSON Patrick	8:23		11 - 't LAM Wim	Player IN	
15:09	25-40	13 - MARTENS Rene	2 Pt. MADE		8:23		10 - van der LINDEN G.J.	Free Th. Miss	
15:09		7 - JEBARI Mustafa	Assist		8:23	31-48	10 - van der LINDEN G.J.	Free Th. MADE	
14:46			Turnover	8 - JOHNSON Joey	8:01		11 - 't LAM Wim (P1,T8)	Foul	
14:41			Foul	5 - HENDERSON Roy (P2,T3)	8:01	31-49		Free Th. MADE	12 - ANDERSON Patrick
14:41	26-40	12 - JANSENS Koen	Free Th. MADE		8:01	31-50		Free Th. MADE	12 - ANDERSON Patrick
14:41		12 - JANSENS Koen	Free Th. Miss		7:45			Foul	12 - ANDERSON Patrick (P4,T12)
14:39			Defens.Rebound	8 - JOHNSON Joey	7:45		12 - JANSENS Koen	Free Th. Miss	
14:18			2 Pt. Miss	8 - JOHNSON Joey	7:45	32-50	12 - JANSENS Koen	Free Th. MADE	
14:17		12 - JANSENS Koen	Defens.Rebound		7:29			2 Pt. Miss	6 - TREUER James
14:17			Foul	8 - JOHNSON Joey (P2,T4)	7:26		11 - 't LAM Wim	Defens.Rebound	
14:01		7 - JEBARI Mustafa	2 Pt. Miss		7:11		10 - van der LINDEN G.J.	2 Pt. Miss	
13:59			Defens.Rebound	12 - ANDERSON Patrick	7:08			Defens.Rebound	12 - ANDERSON Patrick
13:50			Offensive Foul	12 - ANDERSON Patrick (P3,T5)	6:43			2 Pt. Miss	12 - ANDERSON Patrick
13:50			Turnover	12 - ANDERSON Patrick	6:41		12 - JANSENS Koen	Defens.Rebound	
13:50			Time Out	Canada	6:32		10 - van der LINDEN G.J.	Turnover	
13:39		12 - JANSENS Koen	2 Pt. Miss		6:07			2 Pt. Miss	6 - TREUER James
13:37			Defens.Rebound	12 - ANDERSON Patrick	6:05		12 - JANSENS Koen	Block Shot	
13:11	26-42		2 Pt. in the paint	8 - JOHNSON Joey	6:03			Offens.Rebound	5 - HENDERSON Roy
13:11			Assist	10 - HALL Ken	6:01			2 Pt. Miss	10 - HALL Ken
12:36		12 - JANSENS Koen	2 Pt. Miss		5:46	35-50	12 - JANSENS Koen	3 Pt. MADE	
12:34			Defens.Rebound	8 - JOHNSON Joey	5:46		10 - van der LINDEN G.J.	Assist	
12:28			2 Pt. Miss	12 - ANDERSON Patrick	5:13			2 Pt. Miss	6 - TREUER James
12:27		12 - JANSENS Koen	Defens.Rebound		5:11			Offens.Rebound	6 - TREUER James
12:14			Steal	8 - JOHNSON Joey	5:11			2 Pt. Miss	6 - TREUER James
12:12		6 - de ROOIJ Anton	Turnover		5:08			Offens.Rebound	12 - ANDERSON Patrick
11:51			Turnover	10 - HALL Ken	4:43	35-52		2 Pt. in the paint	11 - BORISOFF Jaimie
11:37		6 - de ROOIJ Anton	2 Pt. Miss		4:25		8 - van GENT Arie (P1,T9)	Offensive Foul	
11:35			Defens.Rebound	5 - HENDERSON Roy	4:25		8 - van GENT Arie	Turnover	
11:22		13 - MARTENS Rene (P1,T6)	Foul		4:25			Player OUT	5 - HENDERSON Roy
11:22			Player OUT	12 - ANDERSON Patrick	4:25			Player OUT	12 - ANDERSON Patrick
11:22			Player IN	6 - TREUER James	4:25			Player IN	8 - JOHNSON Joey
11:19			Offensive Foul	6 - TREUER James (P2,T6)	4:25			Player OUT	6 - TREUER James
11:19			Turnover	6 - TREUER James	4:25			Player IN	4 - DUREPOS Dave
11:02		7 - JEBARI Mustafa	Turnover		4:25			Player IN	15 - PETER Richard
10:52			Offensive Foul	8 - JOHNSON Joey (P3,T7)	4:11			Turnover	15 - PETER Richard
10:52			Turnover	8 - JOHNSON Joey	4:10			Foul	15 - PETER Richard (P1,T13)
10:52		Netherlands	Time Out		4:10			Player OUT	8 - JOHNSON Joey
10:43			Foul	10 - HALL Ken (P2,T8)	4:10			Player IN	12 - ANDERSON Patrick
10:43	27-42	10 - van der LINDEN G.J.	Free Th. MADE		4:10	36-52	10 - van der LINDEN G.J.	Free Th. MADE	
10:43	28-42	10 - van der LINDEN G.J.	Free Th. MADE		4:10		10 - van der LINDEN G.J.	Free Th. Miss	
10:41		10 - van der LINDEN G.J. (P3,T7)	Foul		4:08		11 - 't LAM Wim	Offens.Rebound	
10:41			Player OUT	8 - JOHNSON Joey	4:06		11 - 't LAM Wim	2 Pt. Miss	
10:41			Player IN	12 - ANDERSON Patrick	4:03			Defens.Rebound	12 - ANDERSON Patrick
10:41		7 - JEBARI Mustafa	Player OUT		3:53			Turnover	15 - PETER Richard
10:41		13 - MARTENS Rene	Player OUT		3:44		10 - van der LINDEN G.J.	Turnover	
10:41		15 - van der WERF K.	Player IN		3:32			2 Pt. Miss	11 - BORISOFF Jaimie
10:41		5 - DETTMER Ruud	Player IN		3:30			Offens.Rebound	12 - ANDERSON Patrick
10:41		6 - de ROOIJ Anton	Player OUT		3:14		5 - DETTMER Ruud (P2,T10)	Foul	
10:41		8 - van GENT Arie	Player IN		3:14			Free Th. Miss	12 - ANDERSON Patrick
10:26			2 Pt. Miss	12 - ANDERSON Patrick	3:14	36-53		Free Th. MADE	12 - ANDERSON Patrick
10:24		10 - van der LINDEN G.J.	Defens.Rebound		3:06		10 - van der LINDEN G.J.	3 Pt. Miss	
10:10		15 - van der WERF K.	2 Pt. Miss		3:00		11 - 't LAM Wim (P2,T11)	Foul	
10:06			Defens.Rebound	10 - HALL Ken	3:00			Free Th. Miss	15 - PETER Richard
9:53	28-44		2 Pt. in the paint	12 - ANDERSON Patrick	3:00	36-54		Free Th. MADE	15 - PETER Richard
9:53			Assist	6 - TREUER James	2:51	38-54	11 - 't LAM Wim	2 Pt. in the paint	
9:39		12 - JANSENS Koen	3 Pt. Miss		2:51		10 - van der LINDEN G.J.	Assist	
9:35		12 - JANSENS Koen	Offens.Rebound		2:29		12 - JANSENS Koen	Steal	
9:34			Foul	5 - HENDERSON Roy (P3,T9)	2:27			Turnover	12 - ANDERSON Patrick
9:34		12 - JANSENS Koen	Free Th. Miss		2:20			Steal	15 - PETER Richard
9:34	29-44	12 - JANSENS Koen	Free Th. MADE		2:19		12 - JANSENS Koen	Turnover	
9:14	29-46		2 Pt. MADE	12 - ANDERSON Patrick	2:14		11 - 't LAM Wim (P3,T12)	Foul	
9:00			Foul	11 - BORISOFF Jaimie (P1,T10)	2:14			Free Th. Miss	4 - DUREPOS Dave
9:00		12 - JANSENS Koen	Free Th. Miss		2:14			Free Th. Miss	4 - DUREPOS Dave
9:00	30-46	12 - JANSENS Koen	Free Th. MADE		2:14		5 - DETTMER Ruud	Player OUT	
8:35	30-48		2 Pt. MADE	6 - TREUER James	2:14		12 - JANSENS Koen	Player OUT	
8:35			Assist	10 - HALL Ken	2:14		7 - JEBARI Mustafa	Player IN	
8:23			Foul	10 - HALL Ken (P3,T11)	2:14		9 - de GOEDE Frank	Player IN	

Wheelchair Basketball

Wheelchair Basketball

Wheelchair Basketball

Wheelchair Basketball

Time	Score	Netherlands	Action	Canada	Time	Score	Netherlands	Action	Canada
SECOND HALF									
1:57	40-54	11 - 't LAM Wim	2 Pt. in the paint		0:51		9 - de GOEDE Frank	3 Pt. Miss	
1:57		10 - van der LINDEN G.J.	Assist		0:49		11 - 't LAM Wim	Offens.Rebound	
1:31	40-56		2 Pt. in the paint	11 - BORISOFF Jaimie	0:49		11 - 't LAM Wim	2 Pt. Miss	
1:31			Assist	10 - HALL Ken	0:45		11 - 't LAM Wim	Offens.Rebound	
1:11			Foul	15 - PETER Richard (P2,T14)	0:45		11 - 't LAM Wim	2 Pt. Miss	
1:11			Time Out	Canada	0:43			Defens.Rebound	12 - ANDERSON Patrick
1:11			Player OUT	4 - DUREPOS Dave	0:42		7 - JEBARI Mustafa (P4,T14)	Foul	
1:11			Player OUT	15 - PETER Richard	0:42			Free Th. Miss	12 - ANDERSON Patrick
1:11			Player OUT	10 - HALL Ken	0:42	43-57		Free Th. MADE	12 - ANDERSON Patrick
1:11			Player IN	7 - DENNIS Jeff	0:27		10 - van der LINDEN G.J.	2 Pt. Miss	
1:11			Player IN	13 - STOUTENBURG Chris	0:24			Defens.Rebound	7 - DENNIS Jeff
1:11			Player IN	14 - GAERTNER Travis	0:16		9 - de GOEDE Frank (P3,T15)	Foul	
1:11		11 - 't LAM Wim	Free Th. Miss		0:16			Free Th. Miss	14 - GAERTNER Travis
1:11		11 - 't LAM Wim	Free Th. Miss		0:16			Free Th. Miss	14 - GAERTNER Travis
1:04	43-56	9 - de GOEDE Frank	3 Pt. MADE		0:15		11 - 't LAM Wim	Defens.Rebound	
1:03		9 - de GOEDE Frank (P2,T13)	Foul		0:00		11 - 't LAM Wim	2 Pt. Miss	
1:03			Free Th. Miss	7 - DENNIS Jeff	0:00		7 - JEBARI Mustafa	Offens.Rebound	
1:03			Free Th. Miss	7 - DENNIS Jeff	0:00			END of PERIOD	
1:01		7 - JEBARI Mustafa	Defens.Rebound						

Wheelchair Basketball

Wheelchair Basketball

Wheelchair Basketball

Wheelchair Basketball

PRNWB0000020E.00073 00102823:06V020

Match No: 66

NED 43 vs 57 CAN

Start Time: 21:30

Attendance: 16387

Referees: OTTO Jorg-ulich (GER)
ARNOLD Sharon (AUS)

CAMPOS PERIS Sergio (ESP)

Scoring by 5 min intervals: **NED**
CAN

1.HF				2.HF			
6	8	14	21	25	28	35	43
7	17	23	29	40	42	50	57

Netherlands (NED)

No.	Name	MIN	PTS	Field Goals		2 Points		3 Points		Free Throws		Rebounds			AS	ST	TO	BS	PF
				M/A	%	M/A	%	M/A	%	M/A	%	OR	DR	TOT					
4	OOSTERBOSCH Mario																		
5	DETTMER Ruud	21:37		0/1	0.0	0/1	0.0						1	1					2
* 6	de ROOIJ Anton	29:19	4	2/5	40.0	2/5	40.0						1	1			2		2
* 7	JEBARI Mustafa	18:23	2	1/5	20.0	1/5	20.0						3	2	5	1	2		4
8	van GENT Arie	10:41															1		1
* 9	de GOEDE Frank	11:12	3	1/3	33.3			1/3	33.3										3
* 10	van der LINDEN Gert Jan	40:00	6	1/12	8.3	1/7	14.3	0/5	0.0	4/7	57.1		5	5	4		3		3
11	't LAM Wim	08:23	4	2/6	33.3	2/6	33.3			0/2	0.0	3	2	5					3
* 12	JANSENS Koen	33:28	16	4/15	26.7	3/12	25.0	1/3	33.3	7/12	58.3	2	9	11	1	1	2	1	3
13	MARTENS Rene	07:11	2	1/2	50.0	1/2	50.0												1
14	van de BUNTE Kees																		
15	van der WERF Cornelis	19:46	6	2/3	66.7	2/3	66.7			2/7	28.6		3	3	1	1	3		4
Team Coach																			
TOTALS			43	14/52	26.9	12/41	29.3	2/11	18.2	13/28	46.4	8	23	31	7	2	13	1	26
Coach		VERHEUVEL Rob																	
Assistant Coach		VERGOOSSEN Luc																	

Canada (CAN)

No.	Name	MIN	PTS	Field Goals		2 Points		3 Points		Free Throws		Rebounds			AS	ST	TO	BS	PF
				M/A	%	M/A	%	M/A	%	M/A	%	OR	DR	TOT					
4	DUREPOS Dave	03:14								0/2	0.0								
5	HENDERSON Roy	17:57	3	1/1	100.0	1/1	100.0			1/2	50.0	3	2	5					3
6	TREUER James	09:38	2	1/6	16.7	1/6	16.7					1		1	1		1		2
7	DENNIS Jeff	01:11								0/2	0.0		1	1					
* 8	JOHNSON Joey	28:26	15	7/15	46.7	7/14	50.0	0/1	0.0	1/5	20.0	4	8	12	2	2	3	2	3
* 9	NORTON Ross	17:38	2	1/3	33.3	1/3	33.3						1	1		1	1		4
* 10	HALL Ken	38:49	4	2/6	33.3	2/6	33.3						4	4	7	1	1		3
* 11	BORISOFF Jaimie	34:42	5	2/3	66.7	2/3	66.7			1/2	50.0		2	2					1
* 12	ANDERSON Patrick	37:31	23	8/19	42.1	7/17	41.2	1/2	50.0	6/12	50.0	3	10	13	4	1	5		4
13	STOUTENBURG Chris	06:29	2	1/1	100.0	1/1	100.0						1	1					
14	GAERTNER Travis	01:11								0/2	0.0								
15	PETER Richard	03:14	1							1/2	50.0					1	2		2
Team Coach																			
TOTALS			57	23/54	42.6	22/51	43.1	1/3	33.3	10/29	34.5	11	29	40	14	6	13	2	22
Coach		FROGLEY Michael																	
Assistant Coach		BOWES Paul																	
		TONELLO Jerry																	

	NED	CAN
Points from Turnovers:	5	5
Biggest Lead:	6 (6-0)	19 (50-31)
Second Chance Points:	5	8
Lead Changes:	1	

	NED	CAN
Points in the Paint:	20	34
Biggest Scoring Run:	6-0 (6-0)	17-2 (17-8)
Fast Break Points:	4	
Times Tied:		

Legend:

MIN : Minutes Played **M/A** : Made/Attempts **%** : Shooting Percentage **OR** : Offensive Rebounds
DR : Defensive Rebounds **TOT** : Total Rebounds **AS** : Assist **ST** : Steals
TO : Turnovers **BS** : Blocked Shots **PF** : Fouls **PTS** : Points
HF : Half of Time **OT** : Over Time * : Starting/Initial

PRNWB0000020F.00092 00102823:07V010



MEN

GOLD

- Canada (CAN)**
 4 DUREPOS Dave (C)
 5 HENDERSON Roy
 6 TREUER James
 7 DENNIS Jeff
 8 JOHNSON Joey
 9 NORTON Ross
 10 HALL Ken
 11 BORISOFF Jaimie (C)
 12 ANDERSON Patrick
 13 STOUTENBURG Chris
 14 GAERTNER Travis
 15 PETER Richard

SILVER

- Netherlands (NED)**
 4 OOSTERBOSCH Mario
 5 DETTMER Ruud
 6 de ROOIJ Anton
 7 JEBARI Mustafa
 8 van GENT Arie
 9 de GOEDE Frank
 10 van der LINDEN Gert Jan (C)
 11 't LAM Wim
 12 JANSENS Koen
 13 MARTENS Rene
 14 van de BUNTE Kees
 15 van der WERF Kornelis

BRONZE

- United States of America (USA)**
 4 BARBER Eric
 5 JUETTE Melvin Sean
 6 TEW Steve
 7 GILL JR Chuck
 8 HERNANDEZ William
 9 WALLER William Henry
 10 SCHLAPPI Mike Palmer
 11 SCHULTE Paul
 12 KILEY David Paul (C)
 13 BELL Curtis
 14 JOHNSON Larry
 15 GLASBRENNER Jeffrey James

Wheelchair Basketball

Wheelchair Basketball

Wheelchair Basketball

Wheelchair Basketball

Legend: (C): Captain

PRNWB00000210.00076B 00102823:07V160

Preliminary Group A								MATCHES			POINTS		Class.
Rank		CAN	USA	GBR	GER	MEX	RSA	PLAY	WON	LOST	FOR	AGST	Points
1	CAN		58-45	55-50	68-43	61-33	85-25	5	5	0	327	196	10
2	USA	45-58		74-65	58-46	60-44	97-25	5	4	1	334	238	9
3	GBR	50-55	65-74		61-43	70-58	83-32	5	3	2	329	262	8
4	GER	43-68	46-58	43-61		69-56	113-27	5	2	3	314	270	7
5	MEX	33-61	44-60	58-70	56-69		83-34	5	1	4	274	294	6
6	RSA	25-85	25-97	32-83	27-113	34-83		5	0	5	143	461	5

Preliminary Group B								MATCHES			POINTS		Class.
Rank		NED	FRA	AUS	SWE	JPN	KOR	PLAY	WON	LOST	FOR	AGST	Points
1	NED		76-51	48-47	62-45	62-52	83-48	5	5	0	331	243	10
2	FRA	51-76		63-54	51-50	67-44	65-48	5	4	1	297	272	9
3	AUS	47-48	54-63		69-54	64-36	77-33	5	3	2	311	234	8
4	SWE	45-62	50-51	54-69		60-43	57-55	5	2	3	266	280	7
5	JPN	52-62	44-67	36-64	43-60		64-43	5	1	4	239	296	6
6	KOR	48-83	48-65	33-77	55-57	43-64		5	0	5	227	346	5

Classification

Phase	Teams	Result
Quarterfinals 1 - 8	USA vs AUS	62-54
Quarterfinals 1 - 8	NED vs GER	72-66
Quarterfinals 1 - 8	FRA vs GBR	56-67
Quarterfinals 1 - 8	CAN vs SWE	73-39
Semifinals 9 - 12	MEX vs KOR	70-56
Semifinals 9 - 12	JPN vs RSA	81-29
Semifinals 1 - 4	USA vs NED	62-63
Semifinals 1 - 4	CAN vs GBR	66-51
Final 1 - 2	NED vs CAN	43-57
Final 3 - 4	USA vs GBR	57-54
Semifinals 5 - 8	AUS vs GER	61-53
Semifinals 5 - 8	SWE vs FRA	74-75
Final 5 - 6	AUS vs FRA	50-47
Final 7 - 8	GER vs SWE	40-56
Final 9 - 10	MEX vs JPN	55-56
Final 11- 12	KOR vs RSA	75-42

Final Standings

Medal	Rank	Team
GOLD	1	CAN Canada
SILVER	2	NED Netherlands
BRONZE	3	USA United States of America
	4	GBR Great Britain
	5	AUS Australia
	6	FRA France
	7	SWE Sweden
	8	GER Germany
	9	JPN Japan
	10	MEX Mexico
	11	KOR Korea
	12	RSA South Africa

PRNWB00000211.00084A 00102823:09V060

Netherlands (NED)

After 8 Matches

No.	Name	G	MIN	MPG	PTS	PPG	Field Goals		2 Points		3 Points		Free Throws		Rebounds			AS	ST	TO	BS	PF
							M/A	%	M/A	%	M/A	%	M/A	%	OR	DR	TOT					
4	OOSTERBOSCH Mario	5	15:54	3:10	6	1.2	3/5	60.0	3/5	60.0			0/2	0.0	2	2	4	1		2	1	4
5	DETTMER Ruud	8	163:29	20:26	4	0.5	2/16	12.5	2/16	12.5			0/2	0.0	7	13	20	4		4	1	19
6	de ROOIJ Anton	8	252:04	31:30	35	4.4	17/43	39.5	17/43	39.5			1/6	16.7	2	11	13	7		6	1	26
7	JEBARI Mustafa	8	181:46	22:43	43	5.4	20/41	48.8	20/41	48.8			3/14	21.4	13	17	30	12	8	16	1	25
8	van GENT Arie	5	44:49	8:57	2	0.4	1/1	100.0	1/1	100.0										1		6
9	de GOEDE Frank	8	93:28	11:41	21	2.6	10/24	41.7	9/21	42.9	1/3	33.3				1	1			3	1	15
10	van der LINDEN Gert Jan	8	306:24	38:18	104	13.0	34/97	35.1	29/61	47.5	5/36	13.9	31/61	50.8	8	40	48	73	12	27		22
11	't LAM Wim	7	48:31	6:55	26	3.7	11/23	47.8	11/23	47.8			4/9	44.4	5	8	13			2	1	13
12	JANSENS Koen	8	263:29	32:56	191	23.9	74/156	47.4	72/151	47.7	2/5	40.0	41/60	68.3	26	75	101	14	15	20	2	22
13	MARTENS Rene	7	86:10	12:18	13	1.9	6/13	46.2	6/12	50.0	0/1	0.0	1/2	50.0	1	6	7	2	1	6		18
14	van de BUNTE Kees	1	4:38	4:38	3	3.0	1/2	50.0	1/2	50.0			1/6	16.7		2	2			2		3
15	van der WERF Kornelis	8	139:18	17:24	61	7.6	25/46	54.3	25/46	54.3			11/25	44.0	10	27	37	3	1	11	2	26
Team/Coach																						
TOTALS					509	63.6	204/467	43.7	196/422	46.4	8/45	17.8	93/187	49.7	74	202	276	116	37	100	10	199
OPPONENTS					428	53.5	154/444	34.7	145/385	37.7	9/59	15.3	111/202	55.0	82	208	290	90	34	124	7	187

AVERAGES PER GAME

	NED	OPPONENTS
Points from Turnovers	88	74
Points in the Paint	278	194
Second Chance Points	69	55
Fast Break Points	42	32

	NED	OPPONENTS
Total Field Goals Made	25.5	19.3
2 Points Field Goals Made	24.5	18.1
3 Points Field Goals Made	1.0	1.1
Free Throws Made	11.6	13.9
Offensive Rebounds	9.3	10.3
Deffensive Rebounds	25.3	26.0
Total Rebounds	34.5	36.3
Assists	14.5	11.3
Steals	4.6	4.3
Turnovers	12.5	15.5
Blocked Shots	1.3	0.9
Fouls	24.9	23.4
Points from Turnovers	11.0	9.3
Points in the Paint	34.8	24.3
Second Chance Points	8.6	6.9
Fast Break Points	5.3	4.0

Legend:

G	: Games Played	MIN	: Minutes Played	MPG	: Minutes Played per Game	PTS	: Points
PPG	: Points per Game	M/A	: Made/Attempts	%	: Shooting Percentage	OR	: Offensive Rebounds
DR	: Defensive Rebounds	TOT	: Total Rebounds	AS	: Assists	ST	: Steals
TO	: Turnovers	BS	: Blocked Shots	PF	: Fouls		

FINAL CUMULATIVE STATISTICS FOR
NETHERLANDS

PRNWB00000212.00084A 00102823:09V060

Canada (CAN)

After 8 Matches

No.	Name	G	MIN	MPG	PTS	PPG	Field Goals		2 Points		3 Points		Free Throws		Rebounds			AS	ST	TO	BS	PF
							M/A	%	M/A	%	M/A	%	M/A	%	OR	DR	TOT					
4	DUREPOS Dave	8	95:34	11:56	45	5.6	14/43	32.6	13/34	38.2	1/9	11.1	16/30	53.3	2	9	11	5	3	6	3	7
5	HENDERSON Roy	8	100:51	12:36	19	2.4	8/15	53.3	8/15	53.3			3/6	50.0	9	12	21		2	7		13
6	TREUER James	8	88:09	11:01	47	5.9	20/42	47.6	20/42	47.6			7/18	38.9	7	17	24	14		15		13
7	DENNIS Jeff	6	35:34	5:55	20	3.3	9/21	42.9	9/21	42.9			2/6	33.3	11	3	14	6	1	4		3
8	JOHNSON Joey	8	168:47	21:05	59	7.4	27/57	47.4	27/56	48.2	0/1	0.0	5/17	29.4	20	53	73	10	5	18	8	16
9	NORTON Ross	8	217:29	27:11	23	2.9	11/26	42.3	11/26	42.3			1/8	12.5	3	20	23	8	2	14		20
10	HALL Ken	8	232:05	29:00	39	4.9	19/34	55.9	19/34	55.9			1/6	16.7	3	21	24	26	2	17		11
11	BORISOFF Jaimie	8	183:13	22:54	21	2.6	9/20	45.0	9/20	45.0			3/6	50.0		12	12	10		4		15
12	ANDERSON Patrick	8	225:37	28:12	161	20.1	66/121	54.5	62/108	57.4	4/13	30.8	25/41	61.0	25	73	98	35	16	16	4	16
13	STOUTENBURG Chris	7	90:17	12:53	25	3.6	12/15	80.0	12/15	80.0			1/7	14.3	2	8	10	2		6		10
14	GAERTNER Travis	6	51:33	8:35	27	4.5	10/15	66.7	10/15	66.7			7/19	36.8		3	3	1		2		7
15	PETER Richard	8	110:51	13:51	37	4.6	12/32	37.5	12/31	38.7	0/1	0.0	13/20	65.0	4	9	13	8	6	7	1	19
Team/Coach																						
TOTALS					523	65.4	217/441	49.2	212/417	50.8	5/24	20.8	84/184	45.7	86	240	326	125	37	116	16	150
OPPONENTS					329	41.1	131/438	29.9	119/371	32.1	12/67	17.9	55/138	39.9	65	160	225	74	29	119	10	177

	CAN	OPPONENTS
Points from Turnovers	108	74
Points in the Paint	334	136
Second Chance Points	73	35
Fast Break Points	54	30

AVERAGES PER GAME

	CAN	OPPONENTS
Total Field Goals Made	27.1	16.4
2 Points Field Goals Made	26.5	14.9
3 Points Field Goals Made	0.6	1.5
Free Throws Made	10.5	6.9
Offensive Rebounds	10.8	8.1
Deffensive Rebounds	30.0	20.0
Total Rebounds	40.8	28.1
Assists	15.6	9.3
Steals	4.6	3.6
Turnovers	14.5	14.9
Blocked Shots	2.0	1.3
Fouls	18.8	22.1
Points from Turnovers	13.5	9.3
Points in the Paint	41.8	17.0
Second Chance Points	9.1	4.4
Fast Break Points	6.8	3.8

Legend:

G : Games Played	MIN : Minutes Played	MPG : Minutes Played per Game	PTS : Points
PPG : Points per Game	M/A : Made/Attempts	% : Shooting Percentage	OR : Offensive Rebounds
DR : Defensive Rebounds	TOT : Total Rebounds	AS : Assists	ST : Steals
TO : Turnovers	BS : Blocked Shots	PF : Fouls	

FINAL CUMULATIVE STATISTICS FOR CANADA

PRNWB00000213.00085A 00102823:10V090

TOTAL FIELD GOALS %				
Rk	Team	G	M/A	%
1	CAN	8	217/441	49.2%
2	USA	8	211/452	46.7%
3	AUS	8	188/427	44.0%
4	NED	8	204/467	43.7%
5	GBR	8	207/501	41.3%
6	GER	8	191/469	40.7%
7	MEX	7	170/431	39.4%
8	FRA	8	181/464	39.0%
	KOR	7	147/377	39.0%
10	SWE	8	172/463	37.1%
11	JPN	7	149/407	36.6%
12	RSA	7	91/332	27.4%

2 POINTS FIELD GOALS %				
Rk	Team	G	M/A	%
1	CAN	8	212/417	50.8%
2	USA	8	205/437	46.9%
3	NED	8	196/422	46.4%
4	AUS	8	184/405	45.4%
5	GBR	8	184/427	43.1%
6	MEX	7	163/383	42.6%
7	GER	8	188/449	41.9%
8	FRA	8	176/421	41.8%
9	SWE	8	165/412	40.0%
10	KOR	7	143/358	39.9%
11	JPN	7	139/360	38.6%
12	RSA	7	91/319	28.5%

3 POINTS FIELD GOALS %				
Rk	Team	G	M/A	%
1	USA	8	6/15	40.0%
2	GBR	8	23/74	31.1%
3	JPN	7	10/47	21.3%
4	KOR	7	4/19	21.1%
5	CAN	8	5/24	20.8%
6	AUS	8	4/22	18.2%
7	NED	8	8/45	17.8%
8	GER	8	3/20	15.0%
9	MEX	7	7/48	14.6%
10	SWE	8	7/51	13.7%
11	FRA	8	5/43	11.6%

FREE THROWS %				
Rk	Team	G	M/A	%
1	GER	8	88/152	57.9%
2	JPN	7	68/127	53.5%
3	FRA	8	108/207	52.2%
4	GBR	8	64/125	51.2%
5	NED	8	93/187	49.7%
6	AUS	8	96/194	49.5%
7	MEX	7	52/106	49.1%
8	SWE	8	84/173	48.6%
9	USA	8	87/181	48.1%
10	CAN	8	84/184	45.7%
11	KOR	7	60/135	44.4%
12	RSA	7	32/90	35.6%

POINTS FOR				
Rk	Team	G	Total	Avg
1	CAN	8	523	65.4
2	USA	8	515	64.4
3	NED	8	509	63.6
4	GBR	8	501	62.6
5	AUS	8	476	59.5
6	FRA	8	475	59.4
7	GER	8	473	59.1
8	MEX	7	399	57.0
9	SWE	8	435	54.4
10	JPN	7	376	53.7
11	KOR	7	358	51.1
12	RSA	7	214	30.6

POINTS AGAINST				
Rk	Team	G	Total	Avg
1	CAN	8	329	41.1
2	AUS	8	396	49.5
3	USA	8	409	51.1
4	NED	8	428	53.5
5	JPN	7	380	54.3
6	GBR	8	441	55.1
7	GER	8	459	57.4
8	FRA	8	463	57.9
9	MEX	7	406	58.0
10	SWE	8	468	58.5
11	KOR	7	458	65.4
12	RSA	7	617	88.1

REBOUNDS						
Rk	Team	G	Off	Def	Total	Avg
1	AUS	8	85	247	332	41.5
2	CAN	8	86	240	326	40.8
3	GBR	8	87	209	296	37.0
4	USA	8	76	207	283	35.4
5	SWE	8	82	195	277	34.6
6	NED	8	74	202	276	34.5
7	FRA	8	95	172	267	33.4
8	GER	8	66	200	266	33.3
9	KOR	7	69	160	229	32.7
10	JPN	7	60	164	224	32.0
11	MEX	7	60	151	211	30.1
12	RSA	7	51	143	194	27.7

ASSISTS				
Rk	Team	G	Total	Avg
1	GBR	8	129	16.1
2	CAN	8	125	15.6
	USA	8	125	15.6
4	AUS	8	116	14.5
	NED	8	116	14.5
6	GER	8	115	14.4
7	FRA	8	102	12.8
8	KOR	7	81	11.6
9	JPN	7	80	11.4
10	SWE	8	87	10.9
11	MEX	7	75	10.7
12	RSA	7	50	7.1

STEALS				
Rk	Team	G	Total	Avg
1	USA	8	50	6.3
	MEX	7	44	6.3
3	JPN	7	39	5.6
	KOR	7	39	5.6
5	FRA	8	41	5.1
6	CAN	8	37	4.6
	NED	8	37	4.6
8	SWE	8	34	4.3
9	GER	8	33	4.1
10	AUS	8	32	4.0
11	RSA	7	25	3.6
12	GBR	8	27	3.4

TURNOVERS				
Rk	Team	G	Total	Avg
1	RSA	7	243	34.7
2	KOR	7	170	24.3
3	AUS	8	139	17.4
4	MEX	7	110	15.7
5	JPN	7	107	15.3
6	CAN	8	116	14.5
7	GER	8	111	13.9
8	FRA	8	108	13.5
	SWE	8	108	13.5
10	USA	8	105	13.1
11	GBR	8	101	12.6
12	NED	8	100	12.5

BLOCKED SHOTS				
Rk	Team	G	Total	Avg
1	CAN	8	16	2.0
2	GBR	8	12	1.5
	GER	8	12	1.5
4	AUS	8	11	1.4
	MEX	7	10	1.4
6	NED	8	10	1.3
7	JPN	7	7	1.0
	RSA	7	7	1.0
9	FRA	8	7	0.9
	USA	8	7	0.9
	KOR	7	6	0.9
12	SWE	8	6	0.8

FOULS				
Rk	Team	G	Total	Avg
1	NED	8	199	24.9
2	SWE	8	189	23.6
3	GER	8	185	23.1
4	FRA	8	184	23.0
5	AUS	8	178	22.3
6	KOR	7	149	21.3
7	GBR	8	166	20.8
8	JPN	7	145	20.7
9	MEX	7	143	20.4
10	RSA	7	134	19.1
11	CAN	8	150	18.8
12	USA	8	105	13.1

Legend:
G : Games Played **M/A** : Made Attempts % : Shooting Percentage **Avg** : Average per Game
Off : Offensive Rebounds **Def** : Defensive Rebounds **Rk** : Rank

TEAM RANKING AT CONCLUSION OF COMPETITION

PRNWB00000214.00084B 00102823:11V090

Name	G		PTS	PPG	Field Goals		2 Points		3 Points		Free Throws		Rebounds					AS	ST	TO	BS	PF
					M/A	%	M/A	%	M/A	%	M/A	%	OR	DR	TOT							
Australia (AUS)	8	For	476	59.5	188/427	44.0	184/405	45.4	4/22	18.2	96/194	49.5	85	247	332	116	32	139	11	178		
		Agn	396	49.5	156/454	34.4	149/403	37.0	7/51	13.7	77/185	41.6	70	168	238	86	37	105	8	177		
Canada (CAN)	8	For	523	65.4	217/441	49.2	212/417	50.8	5/24	20.8	84/184	45.7	86	240	326	125	37	116	16	150		
		Agn	329	41.1	131/438	29.9	119/371	32.1	12/67	17.9	55/138	39.9	65	160	225	74	29	119	10	177		
France (FRA)	8	For	475	59.4	181/464	39.0	176/421	41.8	5/43	11.6	108/207	52.2	95	172	267	102	41	108	7	184		
		Agn	463	57.9	181/421	43.0	177/389	45.5	4/32	12.5	97/180	53.9	65	205	270	109	27	141	5	203		
Great Britain (GBR)	8	For	501	62.6	207/501	41.3	184/427	43.1	23/74	31.1	64/125	51.2	87	209	296	129	27	101	12	166		
		Agn	441	55.1	182/457	39.8	174/411	42.3	8/46	17.4	69/132	52.3	72	195	267	96	37	120	10	144		
Germany (GER)	8	For	473	59.1	191/469	40.7	188/449	41.9	3/20	15.0	88/152	57.9	66	200	266	115	33	111	12	185		
		Agn	459	57.4	175/405	43.2	163/369	44.2	12/36	33.3	97/220	44.1	68	212	280	93	28	127	5	169		
Japan (JPN)	7	For	376	53.7	149/407	36.6	139/360	38.6	10/47	21.3	68/127	53.5	60	164	224	80	39	107	7	145		
		Agn	380	54.3	159/390	40.8	154/369	41.7	5/21	23.8	57/118	48.3	70	189	259	91	30	132	6	134		
Korea (KOR)	7	For	358	51.1	147/377	39.0	143/358	39.9	4/19	21.1	60/135	44.4	69	160	229	81	39	170	6	149		
		Agn	458	65.4	191/435	43.9	188/419	44.9	3/16	18.8	73/130	56.2	86	173	259	106	56	133	16	146		
Mexico (MEX)	7	For	399	57.0	170/431	39.4	163/383	42.6	7/48	14.6	52/106	49.1	60	151	211	75	44	110	10	143		
		Agn	406	58.0	170/378	45.0	169/370	45.7	1/8	12.5	65/130	50.0	57	196	253	109	32	148	8	122		
Netherlands (NED)	8	For	509	63.6	204/467	43.7	196/422	46.4	8/45	17.8	93/187	49.7	74	202	276	116	37	100	10	199		
		Agn	428	53.5	154/444	34.7	145/385	37.7	9/59	15.3	111/202	55.0	82	208	290	90	34	124	7	187		
South Africa (RSA)	7	For	214	30.6	91/332	27.4	91/319	28.5	0/13	0.0	32/90	35.6	51	143	194	50	25	243	7	134		
		Agn	617	88.1	261/512	51.0	257/492	52.2	4/20	20.0	91/159	57.2	108	185	293	140	73	113	15	106		
Sweden (SWE)	8	For	435	54.4	172/463	37.1	165/412	40.0	7/51	13.7	84/173	48.6	82	195	277	87	34	108	6	189		
		Agn	468	58.5	186/438	42.5	180/414	43.5	6/24	25.0	90/194	46.4	83	219	302	101	28	125	9	185		
United States of America (USA)	8	For	515	64.4	211/452	46.7	205/437	46.9	6/15	40.0	87/181	48.1	76	207	283	125	50	105	7	105		
		Agn	409	51.1	182/459	39.7	171/418	40.9	11/41	26.8	34/73	46.6	65	180	245	106	27	131	12	177		
TOTALS FOR ALL TEAMS					5254		2128/5231	40.7	2046/4810	42.5	82/421	19.5	916/1861	49.2	891	2290	3181	1201	438	1518	111	1927

Legend:

G : Games Played	Agn : Against	PF : Fouls	PTS : Points
PPG : Points per Game	M/A : Made/Attempts	% : Shooting Percentage	OR : Offensive Rebounds
DR : Defensive Rebounds	TOT : Total Rebounds	AS : Assists	ST : Steals
TO : Turnovers	BS : Blocked Shots		

PRNWB00000215.00074A 00102823:16V010

MN	ROUND	DATE	TIME	LOCATION	TEAM	TEAM	1ST T.	2ND T.	Extra T.	TOTAL
1	Preliminary Group A	19 OCT 2000	9:30	Sydney SuperDome	MEX	CAN	18-25	15-36		33-61
2	Preliminary Group B		11:30	Sydney SuperDome	KOR	NED	21-44	27-39		48-83
3	Preliminary Group B		14:15	Sydney SuperDome	JPN	AUS	22-24	14-40		36-64
4	Preliminary Group A		16:15	Sydney SuperDome	GBR	GER	29-18	32-25		61-43
5	Preliminary Group B		19:00	Sydney SuperDome	SWE	FRA	28-23	22-28		50-51
6	Preliminary Group A		21:00	Sydney SuperDome	RSA	USA	7-58	18-39		25-97
7	Preliminary Group B	20 OCT 2000	9:30	Sydney SuperDome	NED	JPN	33-26	29-26		62-52
8	Preliminary Group B		11:30	Sydney SuperDome	SWE	KOR	17-27	31-21	9-7	57-55
11	Preliminary Group A		19:00	Sydney SuperDome	CAN	GBR	21-18	34-32		55-50
12	Preliminary Group A		19:00	The Dome	USA	MEX	30-18	30-26		60-44
13	Preliminary Group B		21:00	Sydney SuperDome	AUS	FRA	26-32	28-31		54-63
14	Preliminary Group A		21:00	The Dome	GER	RSA	61-12	52-15		113-27
17	Preliminary Group B	21 OCT 2000	14:15	Sydney SuperDome	FRA	JPN	36-22	31-22		67-44
18	Preliminary Group A		14:15	The Dome	RSA	CAN	9-40	16-45		25-85
19	Preliminary Group A		16:15	Sydney SuperDome	GER	USA	28-32	18-26		46-58
20	Preliminary Group B		16:15	The Dome	KOR	AUS	19-42	14-35		33-77
22	Preliminary Group A		19:00	The Dome	GBR	MEX	42-32	28-26		70-58
24	Preliminary Group B		21:00	The Dome	SWE	NED	13-25	32-37		45-62
25	Preliminary Group A	22 OCT 2000	9:30	Sydney SuperDome	MEX	RSA	51-14	32-20		83-34
26	Preliminary Group B		11:30	Sydney SuperDome	NED	FRA	36-26	40-25		76-51
27	Preliminary Group A		14:15	Sydney SuperDome	USA	GBR	35-26	28-37	11-2	74-65
29	Preliminary Group B		16:15	Sydney SuperDome	SWE	AUS	26-38	28-31		54-69
31	Preliminary Group B		19:00	Sydney SuperDome	JPN	KOR	31-23	33-20		64-43
33	Preliminary Group A		21:00	Sydney SuperDome	CAN	GER	42-23	26-20		68-43
36	Preliminary Group B	23 OCT 2000	9:30	The Dome	KOR	FRA	29-23	19-42		48-65
37	Preliminary Group A		11:30	Sydney SuperDome	MEX	GER	24-29	32-40		56-69
38	Preliminary Group B		11:30	The Dome	SWE	JPN	29-28	31-15		60-43
40	Preliminary Group A		16:15	Sydney SuperDome	RSA	GBR	9-39	23-44		32-83
41	Preliminary Group A		19:00	Sydney SuperDome	CAN	USA	31-26	27-19		58-45
42	Preliminary Group B		21:00	Sydney SuperDome	AUS	NED	28-25	19-23		47-48
43	Quarterfinals	25 OCT 2000	9:30	Sydney SuperDome	CAN	SWE	40-21	33-18		73-39
44	Quarterfinals		11:30	Sydney SuperDome	FRA	GBR	26-30	30-37		56-67
45	Quarterfinals		14:15	Sydney SuperDome	USA	AUS	35-33	27-21		62-54
46	Quarterfinals		16:15	Sydney SuperDome	NED	GER	34-26	38-40		72-66
51	Semifinals 9-12	26 OCT 2000	14:15	Sydney SuperDome	MEX	KOR	38-26	32-30		70-56
52	Semifinals 9-12		16:15	Sydney SuperDome	JPN	RSA	45-18	36-11		81-29

Wheelchair Basketball

Wheelchair Basketball

Wheelchair Basketball

Wheelchair Basketball

MN	ROUND	DATE	TIME	LOCATION	TEAM	TEAM	1ST T.	2ND T.	Extra T.	TOTAL
53	Semifinals 1-4	26 OCT 2000	19:00	Sydney SuperDome	CAN	GBR	34-23	32-28		66-51
54	Semifinals 1-4		21:00	Sydney SuperDome	USA	NED	22-36	40-27		62-63
55	Semifinals 5-8	27 OCT 2000	9:30	Sydney SuperDome	SWE	FRA	31-35	43-40		74-75
56	Semifinals 5-8		11:30	Sydney SuperDome	AUS	GER	27-29	34-24		61-53
61	11th-12th Place	28 OCT 2000	9:30	Sydney SuperDome	KOR	RSA	37-25	38-17		75-42
62	9th-10th Place		11:30	Sydney SuperDome	MEX	JPN	28-30	27-26		55-56
63	7th-8th Place		14:30	Sydney SuperDome	GER	SWE	19-28	21-28		40-56
64	5th-6th Place		16:30	Sydney SuperDome	AUS	FRA	31-23	19-24		50-47
65	Bronze Medal		19:30	Sydney SuperDome	USA	GBR	27-31	30-23		57-54
66	Gold Medal		21:30	Sydney SuperDome	NED	CAN	21-29	22-28		43-57