

**GOALBALL**  
GOALBALL

# RESULTS BOOK

LIVRE DES  
RÉSULTATS

**VERSION 1.0**

5 SEP 2024 – 21:00



PARIS 2024



# VERSION HISTORY

VERSION	DATE	CREATED BY	COMMENTS
1.0	5 SEP 2024	PAUL SEGARD	FIRST VERSION



## Competition Format and Rules

Format et Règlement des compétitions

As of FRI 23 AUG 2024

### PARALYMPIC COMPETITION FORMAT

The goalball competition at the Paris 2024 Paralympic Games consists of men's and women's tournaments, each with eight teams.

The events begin with a group stage that is played in a round robin format, in which each team faces every other team in their group. After the group stage, each tournament is played in a direct elimination format.

Two groups of four teams start each tournament, with the ranking at the end of the group phase determined by the number of points each team earns from their four matches.

The four teams in each group are qualified for the quarterfinals. The quarterfinal matches will proceed as follows:

<b>Quarterfinal 1</b>	A1	versus	B4
<b>Quarterfinal 2</b>	B2	versus	A3
<b>Quarterfinal 3</b>	B1	versus	A4
<b>Quarterfinal 4</b>	A2	versus	B3

The winners of the quarterfinals progress to the semifinals, with the losers playing placement games to determine fifth to eighth place. The winners of the semifinals then contest the gold medal match, while the losing teams compete for the bronze medal.

#### Game description

Each goalball game is played between two teams with three players each. Games are 24 minutes long and are split into two 12-minute halves, with a three-minute half-time break between them. Teams have three substitutes available and can make up to four substitutions during a match (a player can be substituted more than once).

Each team is allowed four time-outs of 45 seconds during the game. At least one of these time-outs, such as for substitutions, must be taken during the first half or this time-out will be lost.

The game is played on a court measuring 18m x 9m that is divided into two halves, with teams remaining in their own halves during the game. The purpose is to get the ball across the opponent's goal line by throwing it along the floor, while the other team attempts to prevent this. The goals and nets extend the full nine-metre width at each end of the court. The ball, which contains bells, is made of hard rubber and has holes in it so the bells can be heard as it moves.

### SPORT RULES AND PROCEDURES

#### Overtime

In the preliminary round a game can end in a tie. Beginning with the quarterfinal round, each game must have a winner.

If the score is tied at the end of play the teams will play two additional three-minute halves, where the first team to score is the winner.

If the score is still tied at the end of overtime, extra throws will decide the winner. Each team coach will be provided with a line-up sheet for extra throws. The number of extra throws per team will be determined by the



## Competition Format and Rules

Format et Règlement des compétitions

As of FRI 23 AUG 2024

minimum number of players listed on either line-up sheet. Players will throw and defend in the order on the line-up sheet.

If the score is still tied at the end of the extra throws, sudden-death extra throws will decide the winner. The players who took part in extra throws will also take part in sudden-death extra throws. A winner will be declared when one team is ahead at the conclusion of any pair of throws.

### Scoring

A goal is scored any time the ball completely crosses a goal line during the game.

If player's eyeshades are moved or come off when hit by a thrown ball, play will continue until the ball is controlled, blocked out or scored.

The team with the most goals at the end of the match will be the winner. A game is ended if one team leads by a margin of 10 goals.

### Competition rules

The goalball competition will be held in accordance with the editions of the following documents that are in force at the time of the Games:

- The International Blind Sports Federation (IBSA) Goalball Rulebook 2022-2024 (available at <https://goalball.sport/about-goalball/rules-and-downloads>)
- The IPC Handbook (available at [www.paralympic.org/the-ipc/handbook](http://www.paralympic.org/the-ipc/handbook))

The IBSA goalball, working with Paris 2024 competition management, will be responsible for the technical control and direction of the goalball competition at the Paris 2024 Paralympic Games.

## CHANGES SINCE THE TOKYO 2020 PARALYMPIC GAMES

- Eight teams in each tournament (men's and women's) at Paris 2024 compared to 10 teams at Tokyo 2020. The tournament structure has been updated for eight teams.

## DIFFERENCES FROM OLYMPIC GAMES

There is no Olympic Games equivalent for goalball.

**Note:**

For further information, please consult: [goalball.sport](https://goalball.sport)



## Competition Schedule

Horaire des compétitions

As of THU 22 AUG 2024

Date	Start Time	Game Number	Teams	Gender	Phase
THU 29 AUG	9:00	1	CHN - JPN	Men	Preliminary Round - Pool B
	10:30	2	TUR - BRA	Women	Preliminary Round - Pool C
	13:15	3	UKR - EGY	Men	Preliminary Round - Pool B
	14:45	4	CAN - FRA	Women	Preliminary Round - Pool D
	17:30	5	BRA - FRA	Men	Preliminary Round - Pool A
	19:00	6	KOR - JPN	Women	Preliminary Round - Pool D
FRI 30 AUG	9:00	7	USA - BRA	Men	Preliminary Round - Pool A
	10:30	8	BRA - ISR	Women	Preliminary Round - Pool C
	13:15	9	FRA - IRI	Men	Preliminary Round - Pool A
	14:45	10	JPN - CAN	Women	Preliminary Round - Pool D
	17:30	11	JPN - UKR	Men	Preliminary Round - Pool B
	19:00	12	CHN - TUR	Women	Preliminary Round - Pool C
SAT 31 AUG	9:00	13	EGY - CHN	Men	Preliminary Round - Pool B
	10:30	14	TUR - ISR	Women	Preliminary Round - Pool C
	13:15	15	USA - FRA	Men	Preliminary Round - Pool A
	14:45	16	CHN - BRA	Women	Preliminary Round - Pool C
	17:30	17	BRA - IRI	Men	Preliminary Round - Pool A
	19:00	18	FRA - KOR	Women	Preliminary Round - Pool D
SUN 1 SEP	9:00	19	EGY - JPN	Men	Preliminary Round - Pool B
	10:30	20	KOR - CAN	Women	Preliminary Round - Pool D
	13:15	21	IRI - USA	Men	Preliminary Round - Pool A
	14:45	22	ISR - CHN	Women	Preliminary Round - Pool C
	17:30	23	CHN - UKR	Men	Preliminary Round - Pool B
	19:00	24	FRA - JPN	Women	Preliminary Round - Pool D
MON 2 SEP	13:15	25	A1 - B4	Men	Quarterfinal 1
	15:00	26	B2 - A3	Men	Quarterfinal 2
	17:45	27	B1 - A4	Men	Quarterfinal 3
	19:30	28	A2 - B3	Men	Quarterfinal 4
TUE 3 SEP	9:00	29		Men	Classification Playoff 7/8
	10:45	30		Men	Classification Playoff 5/6
	13:30	31	C1 - D4	Women	Quarterfinal 1
	15:15	32	D2 - C3	Women	Quarterfinal 2
	18:00	33	D1 - C4	Women	Quarterfinal 3
	19:45	34	C2 - D3	Women	Quarterfinal 4
WED 4 SEP	9:00	35		Women	Classification Playoff 7/8
	10:45	36		Women	Classification Playoff 5/6
	13:30	37	Winner 25 - Winner 26	Men	Semifinal
	15:15	38	Winner 31 - Winner 32	Women	Semifinal
	18:00	39	Winner 27 - Winner 28	Men	Semifinal
	19:45	40	Winner 33 - Winner 34	Women	Semifinal
THU 5 SEP	13:15	41	Loser 37 - Loser 39	Men	Bronze Medal Game
	15:00	42	Loser 38 - Loser 40	Women	Bronze Medal Game
	17:45	43	Winner 38 - Winner 40	Women	Gold Medal Game
	19:30	44	Winner 37 - Winner 39	Men	Gold Medal Game

**Note:**

Please check online for more details and the latest updates.

The schedule for the Quarterfinals will be confirmed at the latest two hours after the end of the Preliminary Phase.

The schedule for the Semifinals will be confirmed at the latest two hours after the end of the Quarterfinals.



## Medal Standings

Tableau des médailles

As of THU 5 SEP 2024 at 20:31

Rank	NPC	Men				Women				Total				Rank by Total
		G	S	B	Tot	G	S	B	Tot	G	S	B	Tot	
1	JPN - Japan	1			1					1			1	=1
1	TUR - Türkiye					1			1	1			1	=1
3	ISR - Israel						1		1		1		1	=1
3	UKR - Ukraine		1		1						1		1	=1
5	BRA - Brazil			1	1							1	1	=1
5	CHN - People's Republic of China							1	1			1	1	=1
	<b>Total</b>	<b>1</b>	<b>1</b>	<b>1</b>	<b>3</b>	<b>1</b>	<b>1</b>	<b>1</b>	<b>3</b>	<b>2</b>	<b>2</b>	<b>2</b>	<b>6</b>	

**Note:**

Rank by Total is calculated by the total number of gold, silver and bronze medals.

**Legend:**

= Equal sign indicates that two or more NPCs share the same rank by total

**G** Gold                      **S** Silver                      **Tot** Total

**B** Bronze



## Medallists

Médaillé(e)s

GOLD	SILVER	BRONZE
<b>JPN - Japan</b> 1 SANO Yuto 2 TORII Haruki 4 TAGUCHI Yuji 5 HAGIWARA Naoki 7 KANEKO Kazuya 8 MIYAJIKI Koji	<b>UKR - Ukraine</b> 1 OLIINYK Vasyl 2 STRELCHYK Anton 3 SYDORENKO Fedir 4 TSYHANENKO Yevheniy 5 ZHYHALIN Rodion 7 TOPORKOV Oleksandr	<b>BRA - Brazil</b> 3 SATURNINO Paulo 4 MORENO Leomon 5 SOUSA Josemarcio 6 MARQUES Romario 7 ERNESTO Emerson 9 DANTAS Andre



## Medallists

Médaillé(e)s

GOLD	SILVER	BRONZE
------	--------	--------

### TUR - Türkiye

- 1 GULER Fatma Gul
- 2 YILMAZ Reyhan
- 3 ALTUNOLUK Sevda
- 4 KAPLAN Seydanur
- 7 ALTUNOLUK Sevtap
- 8 ALTAN Berfin

### ISR - Israel

- 1 MAHAMID-RUZIN Elham
- 2 MALKA Noa
- 3 HAMRANI Gal
- 4 MIZRAHI Or
- 5 OHAYON Roni
- 6 BEN DAVID Lihi

### CHN - People's Republic of China

- 1 ZHANG Xiling
- 2 CAO Zhenhua
- 5 XU Miao
- 6 WANG Chunyan
- 7 KE Peiyong
- 9 WANG Chunhua





## Team Roster

Composition de l'équipe  
As of WED 28 AUG 2024

### BRA - Brazil

Number	Name	Sport Class	Date of Birth
3	SATURNINO Paulo	B2	1 JUN 1998
4	MORENO Leomon	B1	21 AUG 1993
5	SOUSA Josemarcio	B3	8 SEP 1995
6	MARQUES Romario	B1	20 JUL 1989
7	ERNESTO Emerson	B3	11 FEB 1999
9	DANTAS Andre	B3	19 MAY 1995

**Coach:** CASTRO Jonatas  
**Assistant Coach:** BRANDOLIN Fabio  
**Staff:** MARTINS Daniel

**Team Uniform Colours**  
**Uniform A** Top colour: YELLOW  
**Uniform B** Top colour: BLUE



## Team Roster

Composition de l'équipe  
As of WED 28 AUG 2024

### CHN - China

Number	Name	Sport Class	Date of Birth
3	YANG Mingyuan	B2	13 JAN 1998
4	CHEN Liang Liang	B1	28 SEP 1984
5	HU Ming Yao	B2	14 JAN 1995
6	YU Qinquan	B1	19 APR 1996
7	YU Deyi	B2	16 NOV 1997
9	WANG Jinhao	B2	24 FEB 2001

**Coach:** YIN Shiqiang  
**Assistant Coach:** GUO Peng  
**Staff:** SU Hui

**Team Uniform Colours**  
**Uniform A** Top colour RED  
**Uniform B** YELLOW



## Team Roster

Composition de l'équipe  
As of WED 28 AUG 2024

### EGY - Egypt

Number	Name	Sport Class	Date of Birth
3	ABDELRAZEK Ahmed	B2	28 JAN 2003
4	YOUSEF Moaaz	B3	16 JAN 2002
5	AWWAD Sayed	B3	1 MAR 2002
7	MOHAMED Omar	B3	2 AUG 1997
8	ISMAEIL Mohamed	B1	13 AUG 2007
9	ELSAYED Ahmed	B2	17 JAN 2002

**Coach:** FARAHAT Mohamed  
**Assistant Coach:** ALI Hossameidn  
**Staff:** EWEN Ahmed

**Team Uniform Colours**

	Top colour
<b>Uniform A</b>	RED
<b>Uniform B</b>	BLACK



## Team Roster

Composition de l'équipe  
As of WED 28 AUG 2024

### FRA - France

Number	Name	Sport Class	Date of Birth
1	NEIMARLIJA Haris	B1	29 MAY 1985
2	OUNI Elias	B3	3 JAN 2006
3	BAICH Nabil	B3	24 SEP 1989
4	RAMOS-MARTINS Thomas	B2	3 MAY 1996
5	BOUALIA Kada	B2	10 JUN 1988
6	DAUDIN Ambroise	B3	14 APR 1981

**Coach:** FOURNIER DIT CHABERT Vivien  
**Assistant Coach:** DELANGLE Sylvain  
**Staff:** MELIANDE COUSSIRAT Gilles

**Team Uniform Colours**

	Top colour
<b>Uniform A</b>	BLUE
<b>Uniform B</b>	RED



**Team Roster**  
Composition de l'équipe  
As of THU 29 AUG 2024

**REVISED**  
29 AUG 16:06

**IRI - IR Iran**

Number	Name	Sport Class	Date of Birth
2	NAFISINASAB Mohammadmahdi	B3	5 APR 2003
3	JAFARI Hassan	B2	25 MAR 1990
4	ABBASI Mahdi	B1	2 NOV 1998
6	SARAFRAZ Nematollah	B2	22 JUN 1985
7	SOURI Milad	B2	30 APR 1995
8	PARNIA JOMAIRAN Mohammad	B3	3 DEC 1991

**Coach:** DOUSTI VALA Bahman  
**Assistant Coach:** KARMKOULIVAND Mohamad  
**Staff:** MAZLOUMI Mohammadreza

**Team Uniform Colours**  
**Uniform A** Top colour: WHITE  
**Uniform B** Top colour: RED

REVISED

added Staff Mazloumi



## Team Roster

Composition de l'équipe  
As of WED 28 AUG 2024

### JPN - Japan

Number	Name	Sport Class	Date of Birth
1	SANO Yuto	B3	20 JUN 2000
2	TORII Haruki	B3	7 AUG 2004
4	TAGUCHI Yuji	B2	16 FEB 1991
5	HAGIWARA Naoki	B3	28 OCT 1996
7	KANEKO Kazuya	B3	8 FEB 2000
8	MIYAJIKI Koji	B3	20 MAR 1995

**Coach:** KUDO Rikiya  
**Assistant Coach:** HAYASHI Ryoga  
**Staff:** TOCHIGI Takahiro

**Team Uniform Colours**  
**Uniform A** Top colour RED  
**Uniform B** BLACK



## Team Roster

Composition de l'équipe  
As of WED 28 AUG 2024

### UKR - Ukraine

Number	Name	Sport Class	Date of Birth
1	OLIINYK Vasyi	B2	10 JAN 1996
2	STRELCHYK Anton	B3	4 MAR 1992
3	SYDORENKO Fedir	B3	21 DEC 1999
4	TSYHANENKO Yevheniy	B3	10 DEC 1990
5	ZHYHALIN Rodion	B2	21 MAY 1985
7	TOPORKOV Oleksandr	B2	31 MAY 1991

**Coach:** DUBROVIN Fedir  
**Assistant Coach:** DUBROVIN Anton  
**Staff:** POSHYVAILO Viktoriia

**Team Uniform Colours**  
**Uniform A** Top colour: YELLOW  
**Uniform B** Top colour: BLUE



## Team Roster

Composition de l'équipe  
As of WED 28 AUG 2024

### USA - United States

Number	Name	Sport Class	Date of Birth
2	MERREN Tyler	B2	29 MAY 1984
3	WALKER Zion	B3	5 NOV 2001
4	FAISON Tre'shaun	B2	30 JUL 2003
6	YOUNG Calahan	B2	23 FEB 1995
7	SIMPSON Matt	B1	30 MAR 1990
8	KING Christian	B3	17 OCT 1999

**Coach:** YOUNG Keith  
**Assistant Coach:** WALLACE James  
**Staff:** McDOWELL Adam Robert

**Team Uniform Colours**

<b>Uniform A</b>	<b>Top colour</b> NAVY BLUE
<b>Uniform B</b>	RED





## Team Roster

Composition de l'équipe  
As of WED 28 AUG 2024

### BRA - Brazil

Number	Name	Sport Class	Date of Birth
1	MOURA Geovana	B2	23 JUN 1999
2	BRITO Gabriely	B3	15 AUG 1990
5	LIMA Moniza	B2	16 APR 1998
6	SILVA Katia	B1	24 APR 1995
7	LONGHINI Danielle	B1	22 FEB 2001
8	VITORINO Jessica	B3	22 JUL 1993

**Coach:** TOSIM Alessandro  
**Assistant Coach:** MULLER Luciana  
**Staff:** FREITAS Monica

**Team Uniform Colours**  
**Uniform A** Top colour: YELLOW  
**Uniform B** Top colour: BLUE



**Team Roster**  
Composition de l'équipe  
As of WED 28 AUG 2024

**CAN - Canada**

Number	Name	Sport Class	Date of Birth
1	SALEHIZADEH Maryam	B3	21 SEP 1986
3	BOGART Whitney	B3	21 APR 1986
4	MAHON Meghan	B3	15 JAN 1996
5	REINKE Emma	B3	22 JUN 1998
6	BALDOCK Briann Tracy Kelly	B3	14 DEC 1995
7	BURK Amy	B3	17 MAR 1990

**Coach:** FAREBROTHER Trent  
**Assistant Coach:** GAGNON Chloe  
**Staff:** BUTTLE Megan

**Team Uniform Colours**  
**Uniform A** Top colour RED  
**Uniform B** Top colour BLACK



## Team Roster

Composition de l'équipe  
As of WED 28 AUG 2024

### CHN - China

Number	Name	Sport Class	Date of Birth
1	ZHANG Xiling	B3	17 JUN 1998
2	CAO Zhenhua	B1	23 AUG 1997
5	XU Miao	B3	12 OCT 2001
6	WANG Chunyan	B2	7 DEC 2001
7	KE Peiyong	B2	27 JAN 2001
9	WANG Chunhua	B2	20 JUN 1995

**Coach:** ZHANG Xiaopeng  
**Assistant Coach:** YANG Chunhong  
**Staff:** FU Juan

**Team Uniform Colours**  
**Uniform A** Top colour RED  
**Uniform B** YELLOW



## Team Roster

Composition de l'équipe  
As of WED 28 AUG 2024

### FRA - France

Number	Name	Sport Class	Date of Birth
3	ALHAN Melda	B2	31 MAY 2005
4	GONZALEZ Coralie	B1	2 APR 1988
5	AJAMI Adelia	B3	1 APR 2003
7	MATOS Gwendoline	B2	29 DEC 1993
8	RONDEPIERRE Loise	B3	8 FEB 1998
9	BERQUIER Jahmali	B2	9 JAN 2003

**Coach:** PUAUD Anthony  
**Assistant Coach:** VIDALOT Charlotte  
**Staff:** MELIANDE COUSSIRAT Gilles

**Team Uniform Colours**

	Top colour
<b>Uniform A</b>	BLUE
<b>Uniform B</b>	RED



## Team Roster

Composition de l'équipe  
As of WED 28 AUG 2024

### ISR - Israel

Number	Name	Sport Class	Date of Birth
1	MAHAMID-RUZIN Elham	B3	16 FEB 1990
2	MALKA Noa	B3	15 JUN 2003
3	HAMRANI Gal	B1	1 DEC 1992
4	MIZRAHI Or	B3	7 MAY 1993
5	OHAYON Roni	B2	8 MAR 1999
6	BEN DAVID Lihi	B1	8 DEC 1995

**Coach:** SHOHAM Raz  
**Assistant Coach:** ABU AIASH Muhammad  
**Staff:** FUERTE Ariel

**Team Uniform Colours**  
**Uniform A** Top colour LIGHT BLUE  
**Uniform B** WHITE



## Team Roster

Composition de l'équipe  
As of WED 28 AUG 2024

### JPN - Japan

Number	Name	Sport Class	Date of Birth
1	TEMMA Yuki	B1	26 JUL 1990
2	ARAI Minami	B3	22 JAN 2003
4	AMURO Saki	B1	5 MAR 1993
6	HAGIWARA Norika	B2	3 MAR 2001
7	TAKAHASHI Rieko	B1	20 MAR 1998
9	KOMIYA Masae	B1	8 MAY 1975

**Coach:** TSUJI Mihoko  
**Assistant Coach:** SUGIYAMA Sayaka  
**Staff:** MAEDA Kikuko

**Team Uniform Colours**  
**Uniform A** Top colour RED  
**Uniform B** Top colour BLACK



## Team Roster

Composition de l'équipe  
As of WED 28 AUG 2024

### KOR - Korea

Number	Name	Sport Class	Date of Birth
1	KIM Heejin	B3	29 NOV 1994
3	KIM Eunji	B2	23 APR 1991
4	PARK Eunji	B3	2 JUN 1999
6	SIM Seonhwa	B2	2 MAR 1992
7	SEO Minji	B2	29 DEC 2001
8	CHOI Eumjee	B1	6 JUL 1999

**Coach:** JUNG Eun Sun  
**Assistant Coach:** JUNG Jiyoung  
**Staff:** YU Hyejin

**Team Uniform Colours**  
**Uniform A** Top colour: WHITE  
**Uniform B** Top colour: RED



**Team Roster**  
Composition de l'équipe  
As of THU 29 AUG 2024

**REVISED**  
29 AUG 7:51

**TUR - Türkiye**

Number	Name	Sport Class	Date of Birth
1	GULER Fatma Gul	B2	12 FEB 2004
2	YILMAZ Reyhan	B2	18 NOV 2001
3	ALTUNOLUK Sevda	B2	1 APR 1994
4	KAPLAN Seydanur	B2	23 MAR 2000
7	ALTUNOLUK Sevtap	B3	1 OCT 1995
8	ALTAN Berfin	B3	24 NOV 2003

**Coach:** KARASU Gultekin  
**Assistant Coach:** KESKIN Baris  
**Assistant Coach:** BALIKCI Caner

**Team Uniform Colours**  
**Uniform A** Top colour RED-WHITE  
**Uniform B** Top colour WHITE-RED

REVISED

second ass. coach added





## Competition Summary

Résumé des compétitions

As of THU 5 SEP 2024

Pool A					
Rank		BRA	USA	IRI	FRA
1	BRA		13-8 (7-6)	7-7 (3-1)	8-5 (5-4)
2	USA	8-13 (6-7)		14-7 (9-3)	5-4 (2-1)
3	IRI	7-7 (1-3)	7-14 (3-9)		12-8 (7-4)
4	FRA	5-8 (4-5)	4-5 (1-2)	8-12 (4-7)	

Games				Goals			Points
Played	Won	Draw	Lost	For	Against	Diff	
3	2	1	0	28	20	8	7
3	2	0	1	27	24	3	6
3	1	1	1	26	29	-3	4
3	0	0	3	17	25	-8	0

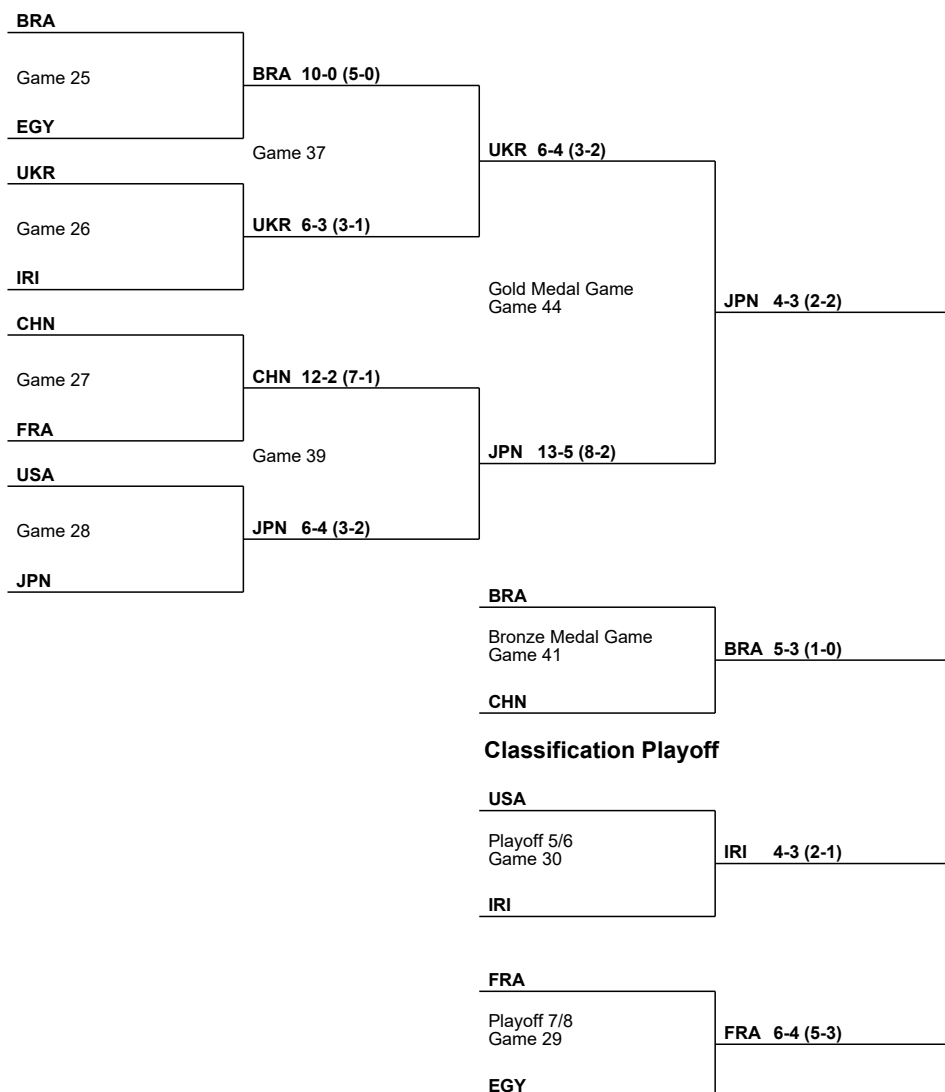
Pool B					
Rank		CHN	UKR	JPN	EGY
1	CHN		6-1 (2-0)	7-6 (5-3)	7-4 (5-1)
2	UKR	1-6 (0-2)		9-8 (4-5)	6-3 (3-1)
3	JPN	6-7 (3-5)	8-9 (5-4)		11-1 (6-1)
4	EGY	4-7 (1-5)	3-6 (1-3)	1-11 (1-6)	

Games				Goals			Points
Played	Won	Draw	Lost	For	Against	Diff	
3	3	0	0	20	11	9	9
3	2	0	1	16	17	-1	6
3	1	0	2	25	17	8	3
3	0	0	3	8	24	-16	0

### Quarterfinals

### Semifinals

### Finals



### Final Standings

- JPN - Japan
- UKR - Ukraine
- BRA - Brazil
- CHN - People's Republic of China
- IRI - Islamic Republic of Iran
- USA - United States of America
- FRA - France
- EGY - Egypt

**Note:**

The final ranking in the round robin is determined by points earned. Ties are broken using the following methods in this order: Goal Difference, Number of Wins, Goals Against, Goal Difference in games between tied teams. Please refer to Goalball Rule 49.

**Legend:**

Diff Difference      Q Qualified for Quarterfinals



### Game Results

Résultat de partie

Game No.44

**UKR 3 - 4 JPN**  
(HT 2 - 2) (FT 3 - 3) (OT 0 - 1)

Referee: CHRISTODOULOS Antonios (GRE)

Referee: VAITIEKUS Romualdas (LTU)

#### UKR - Ukraine

Uniform Colour: YELLOW

No.	Name	Sub	M. Sub	Min	Throws			Penalty Throws			Totals			
					G	P	T	G	P	T	G	P	T	
1	OLIINYK VasyI			26			50	1		1	1		51	
2	STRELCHYK Anton			19	2		35				2		35	
3	SYDORENKO Fedir													
4	TSYHANENKO Yevheniy													
5	ZHYHALIN Rodion	1		6			13						13	
7	TOPORKOV Oleksandr			26			1						1	
<b>TOTALS</b>							<b>2</b>		<b>99</b>	<b>1</b>		<b>1</b>	<b>3</b>	<b>100</b>

#### JPN - Japan

Uniform Colour: BLACK

No.	Name	Sub	M. Sub	Min	Throws			Penalty Throws			Totals			
					G	P	T	G	P	T	G	P	T	
1	SANO Yuto	1		15			27				2		27	
2	TORII Haruki													
4	TAGUCHI Yuji			12			1						1	
5	HAGIWARA Naoki			14										
7	KANEKO Kazuya	1		17	1		36				1		36	
8	MIYAJIKI Koji	2		19	1	1	39				1	1	39	
<b>TOTALS</b>							<b>4</b>	<b>1</b>	<b>103</b>			<b>4</b>	<b>1</b>	<b>103</b>

#### RUNNING SCORE

UKR	1st Half	JPN
	0 (2:23)	1 KANEKO K
	0 (2:50)	2 MIYAJIKI K
STRELCHYK A	1 (4:31)	2
OLIINYK V	2 (8:18)	2
	<b>2nd Half</b>	
	2 (15:48)	3 SANO Y
STRELCHYK A	3 (21:55)	3
	<b>Overtime 1</b>	
	3 (25:31)	4 SANO Y
	<b>Overtime 2</b>	
	-	

Legend:											
FT	Full Time	G	Goals	HT	Half Time	Min	Minutes Played	M. Sub	Medical Substitution	No.	Shirt Number
OT	Overtime	P	Penalties	Sub	Substitution out	T	Throws				



### Game Statistics

Statistique de partie

Game No.44

**UKR 3 - 4 JPN**  
(HT 2 - 2) (FT 3 - 3) (OT 0 - 1)

Referee: CHRISTODOULOS Antonios (GRE)

Referee: VAITIEKUS Romualdas (LTU)

#### UKR - Ukraine

No.	Name	Sub	M. Sub	Min	Throws			Penalty Throws			Extra		Totals			PM	OG	BK	BO
					G	P	T	G	P	T	G	T	G	P	T				
1	OLIINYK Vasyl			26			50	1		1			1		51		20	1	
2	STRELCHYK Anton			19	2		35						2		35		20	3	
3	SYDORENKO Fedir																		
4	TSYHANENKO Yevheniy																		
5	ZHYHALIN Rodion	1		6			13								13		6		
7	TOPORKOV Oleksandr			26			1								1		37	2	
<b>TOTALS</b>							<b>2</b>		<b>99</b>	<b>1</b>		<b>1</b>		<b>3</b>	<b>100</b>		<b>83</b>	<b>6</b>	

Team Penalties					Personal Penalties									
10	DG	UC	IC	N	SB	HB	LB	ES	ID	DG	UC	N		

#### JPN - Japan

No.	Name	Sub	M. Sub	Min	Throws			Penalty Throws			Extra		Totals			PM	OG	BK	BO
					G	P	T	G	P	T	G	T	G	P	T				
1	SANO Yuto	1		15	2		27						2		27		16		
2	TORII Haruki																		
4	TAGUCHI Yuji			12			1								1		10	2	
5	HAGIWARA Naoki			14													20	1	
7	KANEKO Kazuya	1		17	1		36					1		36		20			
8	MIYAJIKI Koji	2		19	1	1	39					1	1	39	1	19			
<b>TOTALS</b>							<b>4</b>	<b>1</b>	<b>103</b>				<b>4</b>	<b>1</b>	<b>103</b>	<b>1</b>	<b>85</b>	<b>3</b>	

Team Penalties					Personal Penalties									
10	DG	UC	IC	N	SB	HB	LB	ES	ID	DG	UC	N		
							1							

**Legend:**

<b>10</b>	Ten Seconds	<b>BK</b>	Blocks	<b>BO</b>	Ball Over	<b>DG</b>	Delay of Game	<b>ES</b>	Eyeshades
<b>FT</b>	Full Time	<b>G</b>	Goals	<b>HB</b>	High Ball	<b>HT</b>	Half Time	<b>IC</b>	Illegal Coaching
<b>ID</b>	Illegal Defence	<b>LB</b>	Long Ball	<b>Min</b>	Minutes Played	<b>M.Sub</b>	Medical Substitution	<b>N</b>	Noise
<b>No.</b>	Shirt Number	<b>OG</b>	Own Goals	<b>OT</b>	Overtime	<b>P</b>	Penalties	<b>PM</b>	Penalties Made
<b>SB</b>	Short Ball	<b>Sub</b>	Substitution out	<b>T</b>	Throws	<b>UC</b>	Unsporting Conduct		



## Start List

Liste de départ

### UKR - JPN

Game No.44

Referee: CHRISTODOULOS Antonios (GRE)

Referee: VAITIEKUS Romualdas (LTU)

#### UKR - Ukraine

Uniform Colour: YELLOW

No.	Name	Sport Class	Date of Birth	Competition Statistics		
				GP	Min	G
1	OLIINYK Vasyi	B2	10 JAN 1996	5	111	18
2	STRELCHYK Anton	B3	4 MAR 1992	5	88	6
3	SYDORENKO Fedir	B3	21 DEC 1999	5		
4	TSYHANENKO Yevheniy	B3	10 DEC 1990	5	6	1
5	ZHYHALIN Rodion	B2	21 MAY 1985	5	35	3
7	TOPORKOV Oleksandr	B2	31 MAY 1991	5	120	

	UKR	Played
PR	EGY	6-3
PR	JPN	9-8
PR	CHN	1-6
QF	IRI	6-3
SF	BRA	6-4

Coach: DUBROVIN Fedir

Assistant Coach: DUBROVIN Anton

Staff: POSHYVAILO Viktoriia

#### JPN - Japan

Uniform Colour: BLACK

No.	Name	Sport Class	Date of Birth	Competition Statistics		
				GP	Min	G
1	SANO Yuto	B3	20 JUN 2000	5	75	4
2	TORII Haruki	B3	7 AUG 2004	5	18	1
4	TAGUCHI Yuji	B2	16 FEB 1991	5	68	
5	HAGIWARA Naoki	B3	28 OCT 1996	5	53	
7	KANEKO Kazuya	B3	8 FEB 2000	5	74	19
8	MIYAJIKI Koji	B3	20 MAR 1995	5	72	20

	JPN	Played
PR	CHN	6-7
PR	UKR	8-9
PR	EGY	11-1
QF	USA	6-4
SF	CHN	13-5

Coach: KUDO Rikiya

Assistant Coach: HAYASHI Ryoga

Staff: TOCHIGI Takahiro

#### Legend:

<b>G</b>	Goals Scored	<b>GP</b>	Games Played	<b>Min</b>	Minutes Played	<b>No.</b>	Shirt Number
<b>QF</b>	Quarterfinal	<b>PR</b>	Preliminary Round	<b>SF</b>	Semifinal		





### Game Results

Résultat de partie

Game No.41

**BRA 5 - 3 CHN**  
(HT 1 - 0)

Referee: OBEIDAT Manar (JOR)

Referee: VUOKILA Juha (FIN)

#### BRA - Brazil

Uniform Colour: YELLOW

No.	Name	Sub	M. Sub	Min	Throws			Penalty Throws			Totals			
					G	P	T	G	P	T	G	P	T	
3	SATURNINO Paulo													
4	MORENO Leomon			24	3		43					3		43
5	SOUSA Josemarcio			24	2		38					2		38
6	MARQUES Romario													
7	ERNESTO Emerson			24			13							13
9	DANTAS Andre													
<b>TOTALS</b>					<b>5</b>		<b>94</b>					<b>5</b>		<b>94</b>

#### RUNNING SCORE

BRA	1st Half	CHN
MORENO L	1 (6:25) 0	
	<b>2nd Half</b>	
SOUSA J	2 (13:20) 0	
MORENO L	3 (13:35) 0	
MORENO L	4 (15:24) 0	
	4 (15:30) 1	YANG M
SOUSA J	5 (15:52) 1	
	5 (17:24) 2	YU D
	5 (22:21) 3	YU D

#### CHN - China

Uniform Colour: YELLOW

No.	Name	Sub	M. Sub	Min	Throws			Penalty Throws			Totals			
					G	P	T	G	P	T	G	P	T	
3	YANG Mingyuan			24	1		54					1		54
4	CHEN Liang Liang													
5	HU Ming Yao													
6	YU Qinquan			24			3							3
7	YU Deyi			24	2		41					2		41
9	WANG Jinhao													
<b>TOTALS</b>					<b>3</b>		<b>98</b>					<b>3</b>		<b>98</b>

#### Legend:

<b>G</b>	Goals	<b>HT</b>	Half Time	<b>Min</b>	Minutes Played	<b>M. Sub</b>	Medical Substitution	<b>No.</b>	Shirt Number	<b>P</b>	Penalties
<b>Sub</b>	Substitution out	<b>T</b>	Throws								



### Game Statistics

Statistique de partie

Game No.41

**BRA 5 - 3 CHN**  
(HT 1 - 0)

Referee: OBEIDAT Manar (JOR)

Referee: VUOKILA Juha (FIN)

#### BRA - Brazil

No.	Name	Sub	M. Sub	Min	Throws			Penalty Throws			Extra		Totals			PM	OG	BK	BO	
					G	P	T	G	P	T	G	T	G	P	T					
3	SATURNINO Paulo																			
4	MORENO Leomon			24	3		43							3				32		
5	SOUSA Josemarcio			24	2		38							2				11		
6	MARQUES Romario																			
7	ERNESTO Emerson			24			13											41		
9	DANTAS Andre																	4		
<b>TOTALS</b>					<b>5</b>		<b>94</b>						<b>5</b>				<b>94</b>		<b>84</b>	<b>4</b>

Team Penalties					Personal Penalties									
10	DG	UC	IC	N	SB	HB	LB	ES	ID	DG	UC	N		

#### CHN - China

No.	Name	Sub	M. Sub	Min	Throws			Penalty Throws			Extra		Totals			PM	OG	BK	BO
					G	P	T	G	P	T	G	T	G	P	T				
3	YANG Mingyuan			24	1		54							1				24	
4	CHEN Liang Liang																		
5	HU Ming Yao																		
6	YU Qinquan			24			3											31	
7	YU Deyi			24	2		41							2				24	
9	WANG Jinhao																		
<b>TOTALS</b>					<b>3</b>		<b>98</b>						<b>3</b>				<b>98</b>		<b>79</b>

Team Penalties					Personal Penalties									
10	DG	UC	IC	N	SB	HB	LB	ES	ID	DG	UC	N		

Legend:											
10	Ten Seconds	BK	Blocks	BO	Ball Over	DG	Delay of Game	ES	Eyeshades		
G	Goals	HB	High Ball	HT	Half Time	IC	Illegal Coaching	ID	Illegal Defence		
LB	Long Ball	Min	Minutes Played	M.Sub	Medical Substitution	N	Noise	No.	Shirt Number		
OG	Own Goals	P	Penalties	PM	Penalties Made	SB	Short Ball	Sub	Substitution out		
T	Throws	UC	Unsporting Conduct								



### Start List

Liste de départ

Game No.41

**BRA - CHN**

Referee: OBEIDAT Manar (JOR)

Referee: VUOKILA Juha (FIN)

#### BRA - Brazil

Uniform Colour: YELLOW

No.	Name	Sport Class	Date of Birth	Competition Statistics		
				GP	Min	G
3	SATURNINO Paulo	B2	1 JUN 1998	5	14	2
4	MORENO Leomon	B1	21 AUG 1993	5	73	12
5	SOUSA Josemarcio	B3	8 SEP 1995	5	74	7
6	MARQUES Romario	B1	20 JUL 1989	5	28	2
7	ERNESTO Emerson	B3	11 FEB 1999	5	106	6
9	DANTAS Andre	B3	19 MAY 1995	5	65	13

	BRA	Played
PR	FRA	8-5
PR	USA	13-8
PR	IRI	7-7
QF	EGY	10-0
SF	UKR	4-6

Coach: CASTRO Jonatas

Assistant Coach: BRANDOLIN Fabio

Staff: MARTINS Daniel

#### CHN - China

Uniform Colour: YELLOW

No.	Name	Sport Class	Date of Birth	Competition Statistics		
				GP	Min	G
3	YANG Mingyuan	B2	13 JAN 1998	5	115	26
4	CHEN Liang Liang	B1	28 SEP 1984	5	5	
5	HU Ming Yao	B2	14 JAN 1995	5	48	2
6	YU Qinquan	B1	19 APR 1996	5	109	1
7	YU Deyi	B2	16 NOV 1997	5	72	8
9	WANG Jinhao	B2	24 FEB 2001	5	11	

	CHN	Played
PR	JPN	7-6
PR	EGY	7-4
PR	UKR	6-1
QF	FRA	12-2
SF	JPN	5-13

Coach: YIN Shiqiang

Assistant Coach: GUO Peng

Staff: FU Juan

**Legend:**

<b>G</b>	Goals Scored	<b>GP</b>	Games Played	<b>Min</b>	Minutes Played	<b>No.</b>	Shirt Number
<b>QF</b>	Quarterfinal	<b>PR</b>	Preliminary Round	<b>SF</b>	Semifinal		





## Competition Summary

Résumé des compétitions

As of TUE 3 SEP 2024

Pool A					
Rank		BRA	USA	IRI	FRA
1	BRA		13-8 (7-6)	7-7 (3-1)	8-5 (5-4)
2	USA	8-13 (6-7)		14-7 (9-3)	5-4 (2-1)
3	IRI	7-7 (1-3)	7-14 (3-9)		12-8 (7-4)
4	FRA	5-8 (4-5)	4-5 (1-2)	8-12 (4-7)	

Games				Goals			Points
Played	Won	Draw	Lost	For	Against	Diff	
3	2	1	0	28	20	8	7
3	2	0	1	27	24	3	6
3	1	1	1	26	29	-3	4
3	0	0	3	17	25	-8	0

Pool B					
Rank		CHN	UKR	JPN	EGY
1	CHN		6-1 (2-0)	7-6 (5-3)	7-4 (5-1)
2	UKR	1-6 (0-2)		9-8 (4-5)	6-3 (3-1)
3	JPN	6-7 (3-5)	8-9 (5-4)		11-1 (6-1)
4	EGY	4-7 (1-5)	3-6 (1-3)	1-11 (1-6)	

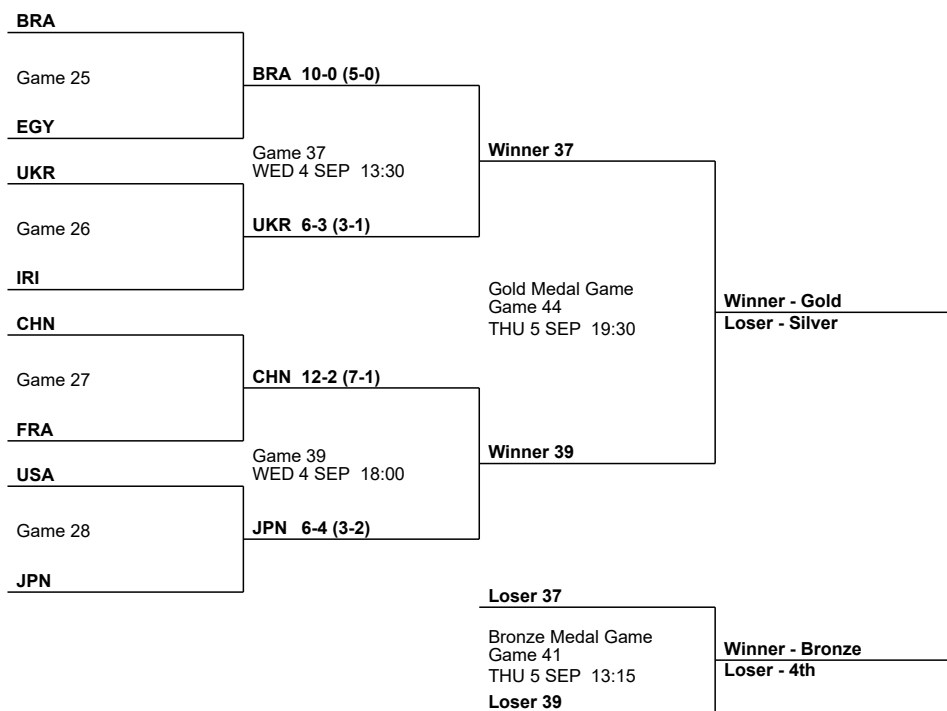
Games				Goals			Points
Played	Won	Draw	Lost	For	Against	Diff	
3	3	0	0	20	11	9	9
3	2	0	1	16	17	-1	6
3	1	0	2	25	17	8	3
3	0	0	3	8	24	-16	0

### Quarterfinals


### Semifinals

### Finals

### Final Standings



### Classification Playoff



**Note:**

The final ranking in the round robin is determined by points earned. Ties are broken using the following methods in this order: Goal Difference, Number of Wins, Goals Against, Goal Difference in games between tied teams. Please refer to Goalball Rule 49.

**Legend:**

Diff Difference      Q Qualified for Quarterfinals



### Game Results

Résultat de partie

Game No.30

**USA 3 - 4 IRI**  
(HT 1 - 2)

Referee: MAHMOOD Azhi (IRQ)

Referee: DAGENAIS Claude (CAN)

#### USA - United States

Uniform Colour: RED

No.	Name	Sub	M. Sub	Min	Throws			Penalty Throws			Totals			
					G	P	T	G	P	T	G	P	T	
2	MERREN Tyler			24			23	1		2	1		25	
3	WALKER Zion													
4	FAISON Tre'shaun													
6	YOUNG Calahan			24		3	41					3	41	
7	SIMPSON Matt	2		8			16						16	
8	KING Christian	1		16	2		26				2		26	
<b>TOTALS</b>							<b>2</b>	<b>3</b>	<b>106</b>	<b>1</b>		<b>2</b>	<b>3</b>	<b>108</b>

#### RUNNING SCORE

USA	1st Half	IRI
MERREN T	1 (0:43) 0	
	1 (3:22) 1	JAFARI H
	1 (3:48) 2	PARNIA JOMAIRAN M
2nd Half		
KING C	2 (17:43) 2	
	2 (18:11) 3	PARNIA JOMAIRAN M
KING C	3 (19:11) 3	
	3 (22:17) 4	JAFARI H

#### IRI - IR Iran

Uniform Colour: RED

No.	Name	Sub	M. Sub	Min	Throws			Penalty Throws			Totals			
					G	P	T	G	P	T	G	P	T	
2	NAFISINASAB Mohammadmahdi													
3	JAFARI Hassan			24	1	2	47	1		2	2	2	49	
4	ABBASI Mahdi			24			9						9	
6	SARAFRAZ Nematollah													
7	SOURI Milad													
8	PARNIA JOMAIRAN Mohammad			24	1		48	1		1	2		49	
<b>TOTALS</b>							<b>2</b>	<b>2</b>	<b>104</b>	<b>2</b>		<b>3</b>	<b>4</b>	<b>107</b>

#### Legend:

<b>G</b>	Goals	<b>HT</b>	Half Time	<b>Min</b>	Minutes Played	<b>M. Sub</b>	Medical Substitution	<b>No.</b>	Shirt Number	<b>P</b>	Penalties
<b>Sub</b>	Substitution out	<b>T</b>	Throws								



### Game Statistics

Statistique de partie

Game No.30

**USA 3 - 4 IRI**  
(HT 1 - 2)

Referee: MAHMOOD Azhi (IRQ)

Referee: DAGENAIS Claude (CAN)

#### USA - United States

No.	Name	Sub	M. Sub	Min	Throws			Penalty Throws			Extra		Totals			PM	OG	BK	BO	
					G	P	T	G	P	T	G	T	G	P	T					
2	MERREN Tyler			24			23	1		2			1		25			41		
3	WALKER Zion																			
4	FAISON Tre'shaun																			
6	YOUNG Calahan			24		3	41							3	41	3		19	1	
7	SIMPSON Matt	2		8			16								16			12	1	
8	KING Christian	1		16	2		26						2		26			18		
<b>TOTALS</b>						<b>2</b>	<b>3</b>	<b>106</b>	<b>1</b>		<b>2</b>			<b>3</b>	<b>3</b>	<b>108</b>	<b>3</b>		<b>90</b>	<b>2</b>

Team Penalties					Personal Penalties									
10	DG	UC	IC	N	SB	HB	LB	ES	ID	DG	UC	N		
							3							

#### IRI - IR Iran

No.	Name	Sub	M. Sub	Min	Throws			Penalty Throws			Extra		Totals			PM	OG	BK	BO	
					G	P	T	G	P	T	G	T	G	P	T					
2	NAFISINASAB Mohammadmahdi																			
3	JAFARI Hassan			24	1	2	47	1		2			2	2	49	2		19		
4	ABBASI Mahdi			24			9								9			44	3	
6	SARAFRAZ Nematollah																			
7	SOURI Milad																			
8	PARNIA JOMAIRAN Mohammad			24	1		48	1		1			2		49			21		
<b>TOTALS</b>						<b>2</b>	<b>2</b>	<b>104</b>	<b>2</b>		<b>3</b>			<b>4</b>	<b>2</b>	<b>107</b>	<b>2</b>		<b>84</b>	<b>3</b>

Team Penalties					Personal Penalties									
10	DG	UC	IC	N	SB	HB	LB	ES	ID	DG	UC	N		
							2							

**Legend:**

<b>10</b>	Ten Seconds	<b>BK</b>	Blocks	<b>BO</b>	Ball Over	<b>DG</b>	Delay of Game	<b>ES</b>	Eyeshades
<b>G</b>	Goals	<b>HB</b>	High Ball	<b>HT</b>	Half Time	<b>IC</b>	Illegal Coaching	<b>ID</b>	Illegal Defence
<b>LB</b>	Long Ball	<b>Min</b>	Minutes Played	<b>M.Sub</b>	Medical Substitution	<b>N</b>	Noise	<b>No.</b>	Shirt Number
<b>OG</b>	Own Goals	<b>P</b>	Penalties	<b>PM</b>	Penalties Made	<b>SB</b>	Short Ball	<b>Sub</b>	Substitution out
<b>T</b>	Throws	<b>UC</b>	Unsporting Conduct						



**Start List**

Liste de départ

**REVISED**  
3 SEP 10:25

Game No.30

**USA - IRI**

Referee: MAHMOOD Azhi (IRQ)

Referee: DAGENAIS Claude (CAN)

**USA - United States**

Uniform Colour: RED

No.	Name	Sport Class	Date of Birth	Competition Statistics		
				GP	Min	G
2	MERREN Tyler	B2	29 MAY 1984	4	88	8
3	WALKER Zion	B3	5 NOV 2001	4	4	
4	FAISON Tre'shaun	B2	30 JUL 2003	4	7	
6	YOUNG Calahan	B2	23 FEB 1995	4	92	15
7	SIMPSON Matt	B1	30 MAR 1990	4	37	3
8	KING Christian	B3	17 OCT 1999	4	60	5

	USA	Played
PR	BRA	8-13
PR	FRA	5-4
PR	IRI	14-7
QF	JPN	4-6

Coach: YOUNG Keith

Assistant Coach: WALLACE James

Staff: McDOWELL Adam Robert

**IRI - IR Iran**

Uniform Colour: RED

No.	Name	Sport Class	Date of Birth	Competition Statistics		
				GP	Min	G
2	NAFISINASAB Mohammadmahdi	B3	5 APR 2003	4	45	
3	JAFARI Hassan	B2	25 MAR 1990	4	63	10
4	ABBASI Mahdi	B1	2 NOV 1998	4	51	
6	SARAFRAZ Nematollah	B2	22 JUN 1985	4	74	8
7	SOURI Milad	B2	30 APR 1995	4	44	10
8	PARNIA JOMAIRAN Mohammad	B3	3 DEC 1991	4	11	1

	IRI	Played
PR	FRA	12-8
PR	BRA	7-7
PR	USA	7-14
QF	UKR	3-6

Coach: DOUSTI VALA Bahman

Assistant Coach: KARMKOULIVAND Mohamad

**Legend:**

**G** Goals Scored      **GP** Games Played      **Min** Minutes Played      **No.** Shirt Number  
**QF** Quarterfinal      **PR** Preliminary Round

REVISED

Shirt colour changed - USA





### Game Results

Résultat de partie

Game No.29

**FRA 6 - 4 EGY**  
(HT 5 - 3)

Referee: ONO Kazuto (JPN)

Referee: DAWSON Janice (CAN)

#### FRA - France

Uniform Colour: BLUE

No.	Name	Sub	M. Sub	Min	Throws			Penalty Throws			Totals		
					G	P	T	G	P	T	G	P	T
1	NEIMARLIJA Haris												
2	OUNI Elias			24	1		25					1	25
3	BAICH Nabil	1		19	2		28					2	28
4	RAMOS-MARTINS Thomas												
5	BOUALIA Kada	1		14	2		20					2	20
6	DAUDIN Ambroise			15	1		17					1	17
<b>TOTALS</b>					<b>6</b>		<b>90</b>					<b>6</b>	<b>90</b>

#### RUNNING SCORE

FRA	1st Half	EGY
BOUALIA K	1 (0:35) 0	
	1 (0:56) 1	MOHAMED O
BOUALIA K	2 (1:44) 1	
BAICH N	3 (3:07) 1	
	3 (3:13) 2	AWWAD S
	3 (6:42) 3	AWWAD S
DAUDIN A	4 (9:46) 3	
OUNI E	5 (10:06) 3	
<b>2nd Half</b>		
	5 (18:29) 4	MOHAMED O
BAICH N	6 (18:37) 4	

#### EGY - Egypt

Uniform Colour: BLACK

No.	Name	Sub	M. Sub	Min	Throws			Penalty Throws			Totals		
					G	P	T	G	P	T	G	P	T
3	ABDELRAZEK Ahmed	1		22			3						3
4	YOUSEF Moaaz												
5	AWWAD Sayed			24	2		41					2	41
7	MOHAMED Omar	1		18	2		36					2	36
8	ISMAEIL Mohamed												
9	ELSAYED Ahmed	1		8			12						12
<b>TOTALS</b>					<b>4</b>		<b>92</b>					<b>4</b>	<b>92</b>

#### Legend:

<b>G</b>	Goals	<b>HT</b>	Half Time	<b>Min</b>	Minutes Played	<b>M. Sub</b>	Medical Substitution	<b>No.</b>	Shirt Number	<b>P</b>	Penalties
<b>Sub</b>	Substitution out	<b>T</b>	Throws								



### Game Statistics

Statistique de partie

Game No.29

**FRA 6 - 4 EGY**  
(HT 5 - 3)

Referee: ONO Kazuto (JPN)

Referee: DAWSON Janice (CAN)

#### FRA - France

No.	Name	Sub	M. Sub	Min	Throws			Penalty Throws			Extra		Totals			PM	OG	BK	BO
					G	P	T	G	P	T	G	T	G	P	T				
1	NEIMARLIJA Haris																		
2	OUNI Elias			24	1		25							1			40	7	
3	BAICH Nabil	1		19	2		28							2			12	1	
4	RAMOS-MARTINS Thomas																		
5	BOUALIA Kada	1		14	2		20							2			8		
6	DAUDIN Ambroise			15	1		17							1			9		
<b>TOTALS</b>							<b>6</b>							<b>6</b>			<b>69</b>	<b>8</b>	

Team Penalties					Personal Penalties									
10	DG	UC	IC	N	SB	HB	LB	ES	ID	DG	UC	N		

#### EGY - Egypt

No.	Name	Sub	M. Sub	Min	Throws			Penalty Throws			Extra		Totals			PM	OG	BK	BO
					G	P	T	G	P	T	G	T	G	P	T				
3	ABDELRAZEK Ahmed	1		22			3										28	5	
4	YOUSEF Moaaz																		
5	AWWAD Sayed			24	2		41							2			21		
7	MOHAMED Omar	1		18	2		36							2			14		
8	ISMAEIL Mohamed																		
9	ELSAIED Ahmed	1		8			12										3		
<b>TOTALS</b>							<b>4</b>							<b>4</b>			<b>66</b>	<b>5</b>	

Team Penalties					Personal Penalties									
10	DG	UC	IC	N	SB	HB	LB	ES	ID	DG	UC	N		

Legend:											
<b>10</b>	Ten Seconds	<b>BK</b>	Blocks	<b>BO</b>	Ball Over	<b>DG</b>	Delay of Game	<b>ES</b>	Eyeshades		
<b>G</b>	Goals	<b>HB</b>	High Ball	<b>HT</b>	Half Time	<b>IC</b>	Illegal Coaching	<b>ID</b>	Illegal Defence		
<b>LB</b>	Long Ball	<b>Min</b>	Minutes Played	<b>M.Sub</b>	Medical Substitution	<b>N</b>	Noise	<b>No.</b>	Shirt Number		
<b>OG</b>	Own Goals	<b>P</b>	Penalties	<b>PM</b>	Penalties Made	<b>SB</b>	Short Ball	<b>Sub</b>	Substitution out		
<b>T</b>	Throws	<b>UC</b>	Unsporting Conduct								



### Start List

Liste de départ

## FRA - EGY

Game No.29

Referee: ONO Kazuto (JPN)

Referee: DAWSON Janice (CAN)

### FRA - France

Uniform Colour: BLUE

No.	Name	Sport Class	Date of Birth	Competition Statistics		
				GP	Min	G
1	NEIMARLIJA Haris	B1	29 MAY 1985	4	58	
2	OUNI Elias	B3	3 JAN 2006	4	77	9
3	BAICH Nabil	B3	24 SEP 1989	4	64	7
4	RAMOS-MARTINS Thomas	B2	3 MAY 1996	4	15	
5	BOUALIA Kada	B2	10 JUN 1988	4	51	2
6	DAUDIN Ambroise	B3	14 APR 1981	4	23	1

	FRA	Played
PR	BRA	5-8
PR	IRI	8-12
PR	USA	4-5
QF	CHN	2-12

**Coach:** FOURNIER DIT CHABERT Vivien

**Assistant Coach:** DELANGLE Sylvain

**Staff:** MELIANDE COUSSIRAT Gilles

### EGY - Egypt

Uniform Colour: BLACK

No.	Name	Sport Class	Date of Birth	Competition Statistics		
				GP	Min	G
3	ABDELRAZEK Ahmed	B2	28 JAN 2003	4	96	
4	YOUSEF Moaaz	B3	16 JAN 2002	4	10	1
5	AWWAD Sayed	B3	1 MAR 2002	4	65	2
7	MOHAMED Omar	B3	2 AUG 1997	4	30	4
8	ISMAEIL Mohamed	B1	13 AUG 2007	4	20	
9	ELSAIED Ahmed	B2	17 JAN 2002	4	67	1

	EGY	Played
PR	UKR	3-6
PR	CHN	4-7
PR	JPN	1-11
QF	BRA	0-10

**Coach:** FARAHAT Mohamed

**Assistant Coach:** ALI Hossameidin

**Staff:** EWEN Ahmed

**Legend:**

<b>G</b>	Goals Scored	<b>GP</b>	Games Played	<b>Min</b>	Minutes Played	<b>No.</b>	Shirt Number
<b>QF</b>	Quarterfinal	<b>PR</b>	Preliminary Round				





## Competition Summary

Résumé des compétitions

As of WED 4 SEP 2024

Pool A					
Rank		BRA	USA	IRI	FRA
1	BRA		13-8 (7-6)	7-7 (3-1)	8-5 (5-4)
2	USA	8-13 (6-7)		14-7 (9-3)	5-4 (2-1)
3	IRI	7-7 (1-3)	7-14 (3-9)		12-8 (7-4)
4	FRA	5-8 (4-5)	4-5 (1-2)	8-12 (4-7)	

Games				Goals			Points
Played	Won	Draw	Lost	For	Against	Diff	
3	2	1	0	28	20	8	7
3	2	0	1	27	24	3	6
3	1	1	1	26	29	-3	4
3	0	0	3	17	25	-8	0

Pool B					
Rank		CHN	UKR	JPN	EGY
1	CHN		6-1 (2-0)	7-6 (5-3)	7-4 (5-1)
2	UKR	1-6 (0-2)		9-8 (4-5)	6-3 (3-1)
3	JPN	6-7 (3-5)	8-9 (5-4)		11-1 (6-1)
4	EGY	4-7 (1-5)	3-6 (1-3)	1-11 (1-6)	

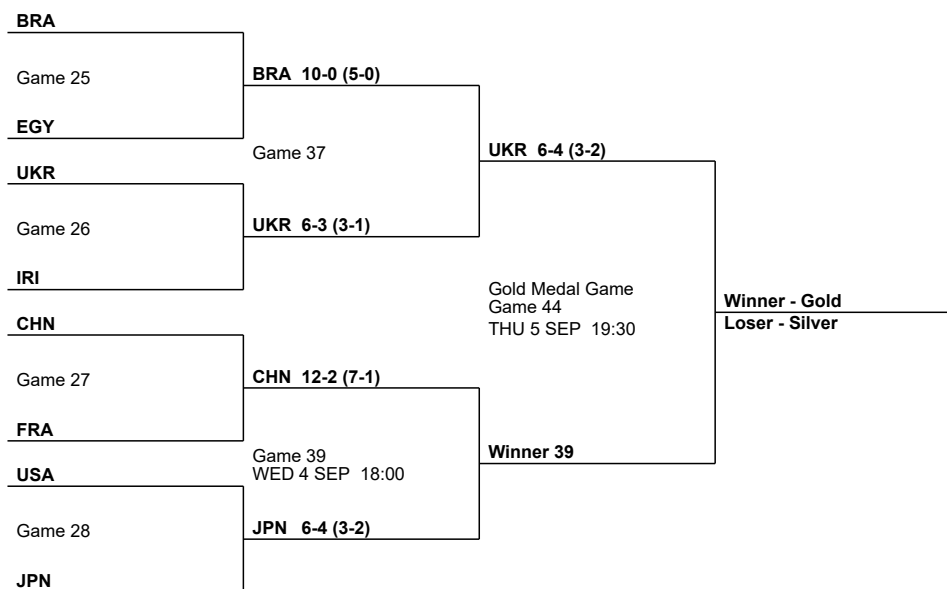
Games				Goals			Points
Played	Won	Draw	Lost	For	Against	Diff	
3	3	0	0	20	11	9	9
3	2	0	1	16	17	-1	6
3	1	0	2	25	17	8	3
3	0	0	3	8	24	-16	0

### Quarterfinals

### Semifinals


### Finals

### Final Standings



- 1
- 2
- 3
- 4
- 5 IRI - Islamic Republic of Iran
- 6 USA - United States of America
- 7 FRA - France
- 8 EGY - Egypt

### Classification Playoff



**Note:**

The final ranking in the round robin is determined by points earned. Ties are broken using the following methods in this order: Goal Difference, Number of Wins, Goals Against, Goal Difference in games between tied teams. Please refer to Goalball Rule 49.

**Legend:**

Diff Difference      Q Qualified for Quarterfinals



### Game Results

Résultat de partie

Game No.37

**BRA 4 - 6 UKR**

(HT 2 - 3)

Referee: MAHMOOD Azhi (IRQ)

Referee: ONO Kazuto (JPN)

#### BRA - Brazil

Uniform Colour: YELLOW

No.	Name	Sub	M. Sub	Min	Throws			Penalty Throws			Totals			
					G	P	T	G	P	T	G	P	T	
3	SATURNINO Paulo													
4	MORENO Leomon	1		17	2	1	32	1		1	3	1	33	
5	SOUSA Josemarcio	1		19	1		37				1		37	
6	MARQUES Romario													
7	ERNESTO Emerson			24			13						13	
9	DANTAS Andre	1		12			21						21	
<b>TOTALS</b>					<b>3</b>	<b>1</b>	<b>103</b>	<b>1</b>		<b>1</b>	<b>4</b>	<b>1</b>	<b>104</b>	

#### RUNNING SCORE

BRA	1st Half	UKR
	0 (0:02)	1 STRELCHYK A
SOUSA J	1 (0:08)	1
MORENO L	2 (0:36)	1
	2 (2:22)	2 OLIINYK V
	2 (10:26)	3 OLIINYK V
	<b>2nd Half</b>	
	2 (15:17)	4 OLIINYK V
MORENO L	3 (18:37)	4
MORENO L	4 (21:03)	4
	4 (21:23)	5 OLIINYK V
	4 (21:57)	6 OLIINYK V

#### UKR - Ukraine

Uniform Colour: BLUE

No.	Name	Sub	M. Sub	Min	Throws			Penalty Throws			Totals			
					G	P	T	G	P	T	G	P	T	
1	OLIINYK VasyI			24	4		50	1		1	5		51	
2	STRELCHYK Anton			24	1	1	49				1	1	49	
3	SYDORENKO Fedir													
4	TSYHANENKO Yevheniy													
5	ZHYHALIN Rodion													
7	TOPORKOV Oleksandr			24			2						2	
<b>TOTALS</b>					<b>5</b>	<b>1</b>	<b>101</b>	<b>1</b>		<b>1</b>	<b>6</b>	<b>1</b>	<b>102</b>	

#### Legend:

**G** Goals      **HT** Half Time      **Min** Minutes Played      **M. Sub** Medical Substitution      **No.** Shirt Number      **P** Penalties  
**Sub** Substitution out      **T** Throws



### Game Statistics

Statistique de partie

Game No.37

**BRA 4 - 6 UKR**  
(HT 2 - 3)

Referee: MAHMOOD Azhi (IRQ)

Referee: ONO Kazuto (JPN)

#### BRA - Brazil

No.	Name	Sub	M. Sub	Min	Throws			Penalty Throws			Extra		Totals			PM	OG	BK	BO	
					G	P	T	G	P	T	G	T	G	P	T					
3	SATURNINO Paulo																			
4	MORENO Leomon	1		17	2	1	32	1						3	1	33	1		15	
5	SOUSA Josemarcio	1		19	1		37							1		37			14	
6	MARQUES Romario																			
7	ERNESTO Emerson			24			13									13			41	
9	DANTAS Andre	1		12			21									21			15	
<b>TOTALS</b>					<b>3</b>	<b>1</b>	<b>103</b>	<b>1</b>		<b>1</b>				<b>4</b>	<b>1</b>	<b>104</b>	<b>1</b>		<b>85</b>	<b>2</b>

Team Penalties					Personal Penalties									
10	DG	UC	IC	N	SB	HB	LB	ES	ID	DG	UC	N		
							1							

#### UKR - Ukraine

No.	Name	Sub	M. Sub	Min	Throws			Penalty Throws			Extra		Totals			PM	OG	BK	BO	
					G	P	T	G	P	T	G	T	G	P	T					
1	OLIINYK Vasyl			24	4		50	1		1				5		51			26	
2	STRELCHYK Anton			24	1	1	49							1	1	49	1		27	
3	SYDORENKO Fedir																			
4	TSYHANENKO Yevheniy																			
5	ZHYHALIN Rodion																			
7	TOPORKOV Oleksandr			24			2									2			40	
<b>TOTALS</b>					<b>5</b>	<b>1</b>	<b>101</b>	<b>1</b>		<b>1</b>				<b>6</b>	<b>1</b>	<b>102</b>	<b>1</b>		<b>93</b>	<b>3</b>

Team Penalties					Personal Penalties									
10	DG	UC	IC	N	SB	HB	LB	ES	ID	DG	UC	N		
							1							

Legend:											
10	Ten Seconds	BK	Blocks	BO	Ball Over	DG	Delay of Game	ES	Eyeshades		
G	Goals	HB	High Ball	HT	Half Time	IC	Illegal Coaching	ID	Illegal Defence		
LB	Long Ball	Min	Minutes Played	M.Sub	Medical Substitution	N	Noise	No.	Shirt Number		
OG	Own Goals	P	Penalties	PM	Penalties Made	SB	Short Ball	Sub	Substitution out		
T	Throws	UC	Unsporting Conduct								



## Start List

Liste de départ

Game No.37

**BRA - UKR**

Referee: MAHMOOD Azhi (IRQ)

Referee: ONO Kazuto (JPN)

### BRA - Brazil

Uniform Colour: YELLOW

No.	Name	Sport Class	Date of Birth	Competition Statistics		
				GP	Min	G
3	SATURNINO Paulo	B2	1 JUN 1998	4	14	2
4	MORENO Leomon	B1	21 AUG 1993	4	56	9
5	SOUSA Josemarcio	B3	8 SEP 1995	4	55	6
6	MARQUES Romario	B1	20 JUL 1989	4	28	2
7	ERNESTO Emerson	B3	11 FEB 1999	4	82	6
9	DANTAS Andre	B3	19 MAY 1995	4	53	13

	BRA	Played
PR	FRA	8-5
PR	USA	13-8
PR	IRI	7-7
QF	EGY	10-0

**Coach:** CASTRO Jonatas  
**Assistant Coach:** BRANDOLIN Fabio  
**Staff:** MARTINS Daniel

### UKR - Ukraine

Uniform Colour: BLUE

No.	Name	Sport Class	Date of Birth	Competition Statistics		
				GP	Min	G
1	OLIINYK Vasyi	B2	10 JAN 1996	4	87	13
2	STRELCHYK Anton	B3	4 MAR 1992	4	64	5
3	SYDORENKO Fedir	B3	21 DEC 1999	4		
4	TSYHANENKO Yevheniy	B3	10 DEC 1990	4	6	1
5	ZHYHALIN Rodion	B2	21 MAY 1985	4	35	3
7	TOPORKOV Oleksandr	B2	31 MAY 1991	4	96	

	UKR	Played
PR	EGY	6-3
PR	JPN	9-8
PR	CHN	1-6
QF	IRI	6-3

**Coach:** DUBROVIN Fedir  
**Assistant Coach:** DUBROVIN Anton  
**Staff:** POSHYVAILO Viktoriia

**Legend:**

<b>G</b>	Goals Scored	<b>GP</b>	Games Played	<b>Min</b>	Minutes Played	<b>No.</b>	Shirt Number
<b>QF</b>	Quarterfinal	<b>PR</b>	Preliminary Round				



## Competition Summary

Résumé des compétitions

As of WED 4 SEP 2024

Pool A					
Rank		BRA	USA	IRI	FRA
1	BRA		13-8 (7-6)	7-7 (3-1)	8-5 (5-4)
2	USA	8-13 (6-7)		14-7 (9-3)	5-4 (2-1)
3	IRI	7-7 (1-3)	7-14 (3-9)		12-8 (7-4)
4	FRA	5-8 (4-5)	4-5 (1-2)	8-12 (4-7)	

Games				Goals			Points
Played	Won	Draw	Lost	For	Against	Diff	
3	2	1	0	28	20	8	7
3	2	0	1	27	24	3	6
3	1	1	1	26	29	-3	4
3	0	0	3	17	25	-8	0

Pool B					
Rank		CHN	UKR	JPN	EGY
1	CHN		6-1 (2-0)	7-6 (5-3)	7-4 (5-1)
2	UKR	1-6 (0-2)		9-8 (4-5)	6-3 (3-1)
3	JPN	6-7 (3-5)	8-9 (5-4)		11-1 (6-1)
4	EGY	4-7 (1-5)	3-6 (1-3)	1-11 (1-6)	

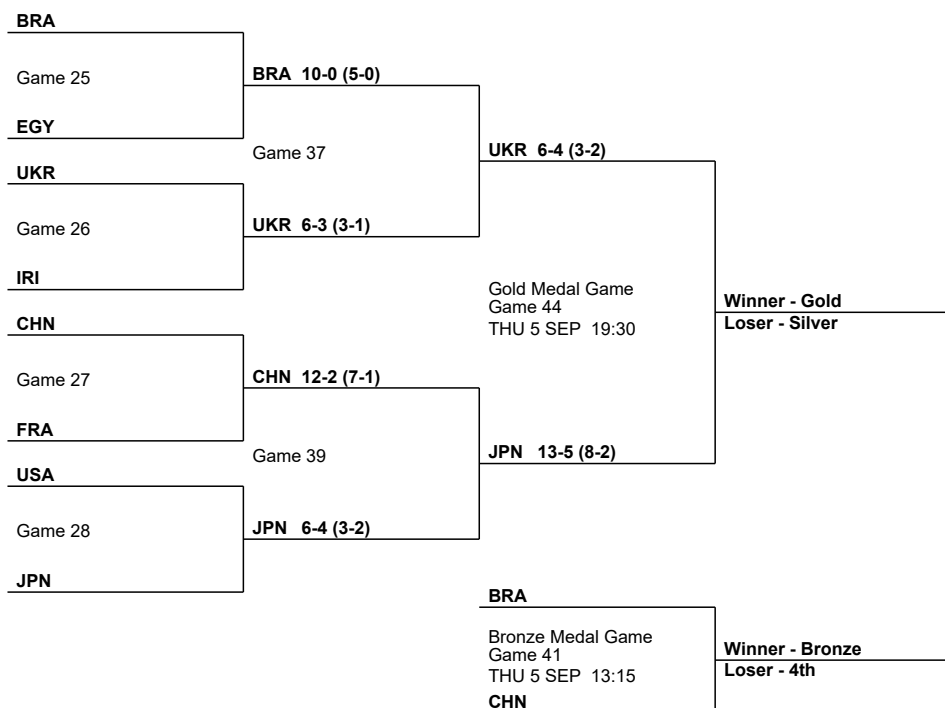
Games				Goals			Points
Played	Won	Draw	Lost	For	Against	Diff	
3	3	0	0	20	11	9	9
3	2	0	1	16	17	-1	6
3	1	0	2	25	17	8	3
3	0	0	3	8	24	-16	0

### Quarterfinals

### Semifinals


### Finals

### Final Standings



- 1
- 2
- 3
- 4
- 5 IRI - Islamic Republic of Iran
- 6 USA - United States of America
- 7 FRA - France
- 8 EGY - Egypt

### Classification Playoff



**Note:**

The final ranking in the round robin is determined by points earned. Ties are broken using the following methods in this order: Goal Difference, Number of Wins, Goals Against, Goal Difference in games between tied teams. Please refer to Goalball Rule 49.

**Legend:**

Diff Difference      Q Qualified for Quarterfinals



### Game Results

Résultat de partie

Game No.39

**CHN 5 - 13 JPN**  
(HT 2 - 8)

Referee: CHRISTODOULOS Antonios (GRE)

Referee: AGUADO Raquel (ESP)

#### CHN - China

Uniform Colour: RED

No.	Name	Sub	M. Sub	Min	Throws			Penalty Throws			Totals		
					G	P	T	G	P	T	G	P	T
3	YANG Mingyuan			24	3	2	56				3	2	56
4	CHEN Liang Liang												
5	HU Ming Yao	1		6			10						10
6	YU Qinquan			24			2						2
7	YU Deyi			18	2	1	31				2	1	31
9	WANG Jinhao												
<b>TOTALS</b>					<b>5</b>	<b>3</b>	<b>99</b>				<b>5</b>	<b>3</b>	<b>99</b>

#### RUNNING SCORE

CHN	1st Half	JPN
	0 (0:39)	1 MIYAJIKI K
YANG M	1 (1:01)	1
	1 (1:03)	2 MIYAJIKI K
	1 (1:16)	3 MIYAJIKI K
	1 (6:03)	4 MIYAJIKI K
	1 (7:09)	5 KANEKO K
	1 (7:20)	6 KANEKO K
	1 (7:30)	7 KANEKO K
YANG M	2 (8:40)	7
	2 (8:44)	8 MIYAJIKI K
	<b>2nd Half</b>	
	2 (13:17)	9 KANEKO K
	2 (16:53)	10 KANEKO K
	2 (16:58)	11 KANEKO K
YANG M	3 (17:15)	11
	3 (20:34)	12 KANEKO K
YU D	4 (21:00)	12
	4 (22:06)	13 KANEKO K
YU D	5 (23:33)	13

#### JPN - Japan

Uniform Colour: BLACK

No.	Name	Sub	M. Sub	Min	Throws			Penalty Throws			Totals		
					G	P	T	G	P	T	G	P	T
1	SANO Yuto	1		11			20						20
2	TORII Haruki			4			8						8
4	TAGUCHI Yuji	1		17			1						1
5	HAGIWARA Naoki			7									
7	KANEKO Kazuya	1		21	4		40	4		4	8		44
8	MIYAJIKI Koji			12	5		24				5		24
<b>TOTALS</b>					<b>9</b>		<b>93</b>	<b>4</b>		<b>4</b>	<b>13</b>		<b>97</b>

Legend: G Goals HT Half Time Min Minutes Played M. Sub Medical Substitution No. Shirt Number P Penalties  
Sub Substitution out T Throws



### Game Statistics

Statistique de partie

Game No.39

**CHN 5 - 13 JPN**  
(HT 2 - 8)

Referee: CHRISTODOULOS Antonios (GRE)

Referee: AGUADO Raquel (ESP)

#### CHN - China

No.	Name	Sub	M. Sub	Min	Throws			Penalty Throws			Extra		Totals			PM	OG	BK	BO
					G	P	T	G	P	T	G	T	G	P	T				
3	YANG Mingyuan			24	3	2	56						3	2	56	2		14	
4	CHEN Liang Liang																		
5	HU Ming Yao	1		6			10								10			5	
6	YU Qinquan			24			2								2			31	1
7	YU Deyi			18	2	1	31						2	1	31	1		25	
9	WANG Jinhao																		
<b>TOTALS</b>							<b>5</b>	<b>3</b>	<b>99</b>				<b>5</b>	<b>3</b>	<b>99</b>	<b>4</b>		<b>75</b>	<b>1</b>

Team Penalties					Personal Penalties									
10	DG	UC	IC	N	SB	HB	LB	ES	ID	DG	UC	N		
		1					3							

#### JPN - Japan

No.	Name	Sub	M. Sub	Min	Throws			Penalty Throws			Extra		Totals			PM	OG	BK	BO
					G	P	T	G	P	T	G	T	G	P	T				
1	SANO Yuto	1		11			20								20			13	
2	TORII Haruki			4			8								8			6	
4	TAGUCHI Yuji	1		17			1								1			18	3
5	HAGIWARA Naoki			7														9	1
7	KANEKO Kazuya	1		21	4		40	4		4			8		44			19	
8	MIYAJIKI Koji			12	5		24						5		24			15	
<b>TOTALS</b>							<b>9</b>			<b>93</b>	<b>4</b>		<b>4</b>		<b>13</b>			<b>80</b>	<b>4</b>

Team Penalties					Personal Penalties									
10	DG	UC	IC	N	SB	HB	LB	ES	ID	DG	UC	N		

#### Legend:

<b>10</b>	Ten Seconds	<b>BK</b>	Blocks	<b>BO</b>	Ball Over	<b>DG</b>	Delay of Game	<b>ES</b>	Eyeshades
<b>G</b>	Goals	<b>HB</b>	High Ball	<b>HT</b>	Half Time	<b>IC</b>	Illegal Coaching	<b>ID</b>	Illegal Defence
<b>LB</b>	Long Ball	<b>Min</b>	Minutes Played	<b>M.Sub</b>	Medical Substitution	<b>N</b>	Noise	<b>No.</b>	Shirt Number
<b>OG</b>	Own Goals	<b>P</b>	Penalties	<b>PM</b>	Penalties Made	<b>SB</b>	Short Ball	<b>Sub</b>	Substitution out
<b>T</b>	Throws	<b>UC</b>	Unsporting Conduct						


**Start List**

Liste de départ

**REVISED**

4 SEP 17:34

**Game No.39**
**CHN - JPN**
**Referee:** CHRISTODOULOS Antonios (GRE)

**Referee:** AGUADO Raquel (ESP)

**CHN - China**

Uniform Colour: RED

No.	Name	Sport Class	Date of Birth	Competition Statistics		
				GP	Min	G
3	YANG Mingyuan	B2	13 JAN 1998	4	91	23
4	CHEN Liang Liang	B1	28 SEP 1984	4	5	
5	HU Ming Yao	B2	14 JAN 1995	4	42	2
6	YU Qinquan	B1	19 APR 1996	4	85	1
7	YU Deyi	B2	16 NOV 1997	4	54	6
9	WANG Jinhao	B2	24 FEB 2001	4	11	

	CHN	Played
PR	JPN	7-6
PR	EGY	7-4
PR	UKR	6-1
QF	FRA	12-2

**Coach:** YIN Shiqiang

**Assistant Coach:** GUO Peng

**Staff:** FU Juan

**JPN - Japan**

Uniform Colour: BLACK

No.	Name	Sport Class	Date of Birth	Competition Statistics		
				GP	Min	G
1	SANO Yuto	B3	20 JUN 2000	4	64	4
2	TORII Haruki	B3	7 AUG 2004	4	14	1
4	TAGUCHI Yuji	B2	16 FEB 1991	4	51	
5	HAGIWARA Naoki	B3	28 OCT 1996	4	46	
7	KANEKO Kazuya	B3	8 FEB 2000	4	53	11
8	MIYAJIKI Koji	B3	20 MAR 1995	4	60	15

	JPN	Played
PR	CHN	6-7
PR	UKR	8-9
PR	EGY	11-1
QF	USA	6-4

**Coach:** KUDO Rikiya

**Assistant Coach:** HAYASHI Ryoga

**Staff:** TOCHIGI Takahiro

**Legend:**

<b>G</b>	Goals Scored	<b>GP</b>	Games Played	<b>Min</b>	Minutes Played	<b>No.</b>	Shirt Number
<b>QF</b>	Quarterfinal	<b>PR</b>	Preliminary Round				

**REVISED**

Staff changed CHN.





## Competition Summary

Résumé des compétitions

As of MON 2 SEP 2024

Pool A					
Rank		BRA	USA	IRI	FRA
1	BRA		13-8 (7-6)	7-7 (3-1)	8-5 (5-4)
2	USA	8-13 (6-7)		14-7 (9-3)	5-4 (2-1)
3	IRI	7-7 (1-3)	7-14 (3-9)		12-8 (7-4)
4	FRA	5-8 (4-5)	4-5 (1-2)	8-12 (4-7)	

Games				Goals			Points
Played	Won	Draw	Lost	For	Against	Diff	
3	2	1	0	28	20	8	7
3	2	0	1	27	24	3	6
3	1	1	1	26	29	-3	4
3	0	0	3	17	25	-8	0


Pool B					
Rank		CHN	UKR	JPN	EGY
1	CHN		6-1 (2-0)	7-6 (5-3)	7-4 (5-1)
2	UKR	1-6 (0-2)		9-8 (4-5)	6-3 (3-1)
3	JPN	6-7 (3-5)	8-9 (5-4)		11-1 (6-1)
4	EGY	4-7 (1-5)	3-6 (1-3)	1-11 (1-6)	

Games				Goals			Points
Played	Won	Draw	Lost	For	Against	Diff	
3	3	0	0	20	11	9	9
3	2	0	1	16	17	-1	6
3	1	0	2	25	17	8	3
3	0	0	3	8	24	-16	0

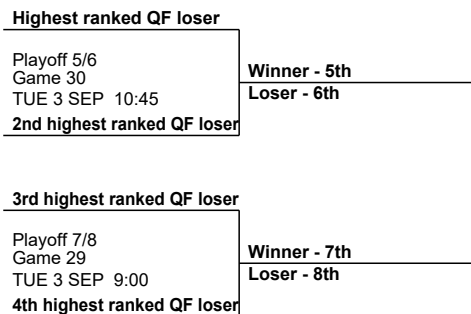
### Quarterfinals

### Semifinals

### Finals



### Classification Playoff



**Note:**

The final ranking in the round robin is determined by points earned. Ties are broken using the following methods in this order: Goal Difference, Number of Wins, Goals Against, Goal Difference in games between tied teams. Please refer to Goalball Rule 49.

**Legend:**

Diff Difference      Q Qualified for Quarterfinals



### Game Results

Résultat de partie

Game No.25

**BRA 10 - 0 EGY**  
(HT 5 - 0)

Referee: CHRISTODOULOS Antonios (GRE)

Referee: KUPER Sarah (GER)

#### BRA - Brazil

Uniform Colour: YELLOW

No.	Name	Sub	M. Sub	Min	Throws			Penalty Throws			Totals			
					G	P	T	G	P	T	G	P	T	
3	SATURNINO Paulo			6				1		1	1			1
4	MORENO Leomon	1		11	2	2	20				2	2	20	
5	SOUSA Josemarcio	1		15	2		25	1		2	3		27	
6	MARQUES Romario			9			1						1	
7	ERNESTO Emerson	1		18	1		13	1		1	2		14	
9	DANTAS Andre			13	2		15				2		15	
<b>TOTALS</b>					<b>7</b>	<b>2</b>	<b>74</b>	<b>3</b>		<b>4</b>	<b>10</b>	<b>2</b>	<b>78</b>	

#### RUNNING SCORE

BRA	1st Half	EGY
MORENO L	1 (4:05)	0
MORENO L	2 (6:27)	0
ERNESTO E	3 (9:20)	0
SOUSA J	4 (10:21)	0
DANTAS A	5 (11:22)	0
<b>2nd Half</b>		
SOUSA J	6 (12:27)	0
SOUSA J	7 (14:02)	0
ERNESTO E	8 (15:09)	0
DANTAS A	9 (17:21)	0
SATURNINO P	10 (17:34)	0

#### EGY - Egypt

Uniform Colour: BLACK

No.	Name	Sub	M. Sub	Min	Throws			Penalty Throws			Totals			
					G	P	T	G	P	T	G	P	T	
3	ABDELRAZEK Ahmed			24		1	4						1	4
4	YOUSEF Moaaz			7		1	1						1	1
5	AWWAD Sayed	1		17		1	35			2			1	37
7	MOHAMED Omar													
8	ISMAEIL Mohamed			10			4							4
9	ELSAYED Ahmed	1		14		1	28						1	28
<b>TOTALS</b>						<b>4</b>	<b>72</b>			<b>2</b>			<b>4</b>	<b>74</b>

#### Legend:

<b>G</b>	Goals	<b>HT</b>	Half Time	<b>Min</b>	Minutes Played	<b>M. Sub</b>	Medical Substitution	<b>No.</b>	Shirt Number	<b>P</b>	Penalties
<b>Sub</b>	Substitution out	<b>T</b>	Throws								



### Game Statistics

Statistique de partie

Game No.25

**BRA 10 - 0 EGY**

(HT 5 - 0)

Referee: CHRISTODOULOS Antonios (GRE)

Referee: KUPER Sarah (GER)

#### BRA - Brazil

No.	Name	Sub	M. Sub	Min	Throws			Penalty Throws			Extra		Totals			PM	OG	BK	BO					
					G	P	T	G	P	T	G	T	G	P	T									
3	SATURNINO Paulo			6																				
4	MORENO Leomon	1		11	2	2	20							1										
5	SOUSA Josemarcio	1		15	2		25	1						3										
6	MARQUES Romario			9			1											7						
7	ERNESTO Emerson	1		18	1		13	1						2				33						
9	DANTAS Andre			13	2		15							2				2						
<b>TOTALS</b>								<b>7</b>	<b>2</b>	<b>74</b>	<b>3</b>			<b>4</b>				<b>10</b>	<b>2</b>	<b>78</b>	<b>2</b>		<b>63</b>	<b>1</b>

Team Penalties					Personal Penalties									
10	DG	UC	IC	N	SB	HB	LB	ES	ID	DG	UC	N		
							2							

#### EGY - Egypt

No.	Name	Sub	M. Sub	Min	Throws			Penalty Throws			Extra		Totals			PM	OG	BK	BO	
					G	P	T	G	P	T	G	T	G	P	T					
3	ABDELRAZEK Ahmed			24		1	4								1	4	1		26	4
4	YOUSEF Moaaz			7		1	1								1	1	1			
5	AWWAD Sayed	1		17		1	35								1	37	1		15	
7	MOHAMED Omar																			
8	ISMAEIL Mohamed			10			4									4			2	
9	ELSAIED Ahmed	1		14		1	28								1	28	1		15	
<b>TOTALS</b>								<b>4</b>	<b>72</b>						<b>4</b>	<b>74</b>	<b>4</b>		<b>58</b>	<b>4</b>

Team Penalties					Personal Penalties									
10	DG	UC	IC	N	SB	HB	LB	ES	ID	DG	UC	N		
						2	2							

**Legend:**

<b>10</b>	Ten Seconds	<b>BK</b>	Blocks	<b>BO</b>	Ball Over	<b>DG</b>	Delay of Game	<b>ES</b>	Eyeshades
<b>G</b>	Goals	<b>HB</b>	High Ball	<b>HT</b>	Half Time	<b>IC</b>	Illegal Coaching	<b>ID</b>	Illegal Defence
<b>LB</b>	Long Ball	<b>Min</b>	Minutes Played	<b>M.Sub</b>	Medical Substitution	<b>N</b>	Noise	<b>No.</b>	Shirt Number
<b>OG</b>	Own Goals	<b>P</b>	Penalties	<b>PM</b>	Penalties Made	<b>SB</b>	Short Ball	<b>Sub</b>	Substitution out
<b>T</b>	Throws	<b>UC</b>	Unsporting Conduct						



### Start List

Liste de départ

Game No.25

**BRA - EGY**

Referee: CHRISTODOULOS Antonios (GRE)

Referee: KUPER Sarah (GER)

#### BRA - Brazil

Uniform Colour: YELLOW

No.	Name	Sport Class	Date of Birth	Competition Statistics		
				GP	Min	G
3	SATURNINO Paulo	B2	1 JUN 1998	3	8	1
4	MORENO Leomon	B1	21 AUG 1993	3	45	7
5	SOUSA Josemarcio	B3	8 SEP 1995	3	40	3
6	MARQUES Romario	B1	20 JUL 1989	3	19	2
7	ERNESTO Emerson	B3	11 FEB 1999	3	64	4
9	DANTAS Andre	B3	19 MAY 1995	3	40	11

	BRA	Played
PR	FRA	8-5
PR	USA	13-8
PR	IRI	7-7

Coach: CASTRO Jonatas

Assistant Coach: BRANDOLIN Fabio

Staff: MARTINS Daniel

#### EGY - Egypt

Uniform Colour: BLACK

No.	Name	Sport Class	Date of Birth	Competition Statistics		
				GP	Min	G
3	ABDELRAZEK Ahmed	B2	28 JAN 2003	3	72	
4	YOUSEF Moaaz	B3	16 JAN 2002	3	3	1
5	AWWAD Sayed	B3	1 MAR 2002	3	48	2
7	MOHAMED Omar	B3	2 AUG 1997	3	30	4
8	ISMAEIL Mohamed	B1	13 AUG 2007	3	10	
9	ELSAYED Ahmed	B2	17 JAN 2002	3	53	1

	EGY	Played
PR	UKR	3-6
PR	CHN	4-7
PR	JPN	1-11

Coach: FARAHAT Mohamed

Assistant Coach: ALI Hossameldin

Staff: EWEN Ahmed

**Legend:**

<b>G</b>	Goals Scored	<b>GP</b>	Games Played	<b>Min</b>	Minutes Played	<b>No.</b>	Shirt Number
<b>PR</b>	Preliminary Round						



## Competition Summary

Résumé des compétitions

As of MON 2 SEP 2024

Pool A					
Rank		BRA	USA	IRI	FRA
1	BRA		13-8 (7-6)	7-7 (3-1)	8-5 (5-4)
2	USA	8-13 (6-7)		14-7 (9-3)	5-4 (2-1)
3	IRI	7-7 (1-3)	7-14 (3-9)		12-8 (7-4)
4	FRA	5-8 (4-5)	4-5 (1-2)	8-12 (4-7)	

Games				Goals			Points
Played	Won	Draw	Lost	For	Against	Diff	
3	2	1	0	28	20	8	7
3	2	0	1	27	24	3	6
3	1	1	1	26	29	-3	4
3	0	0	3	17	25	-8	0

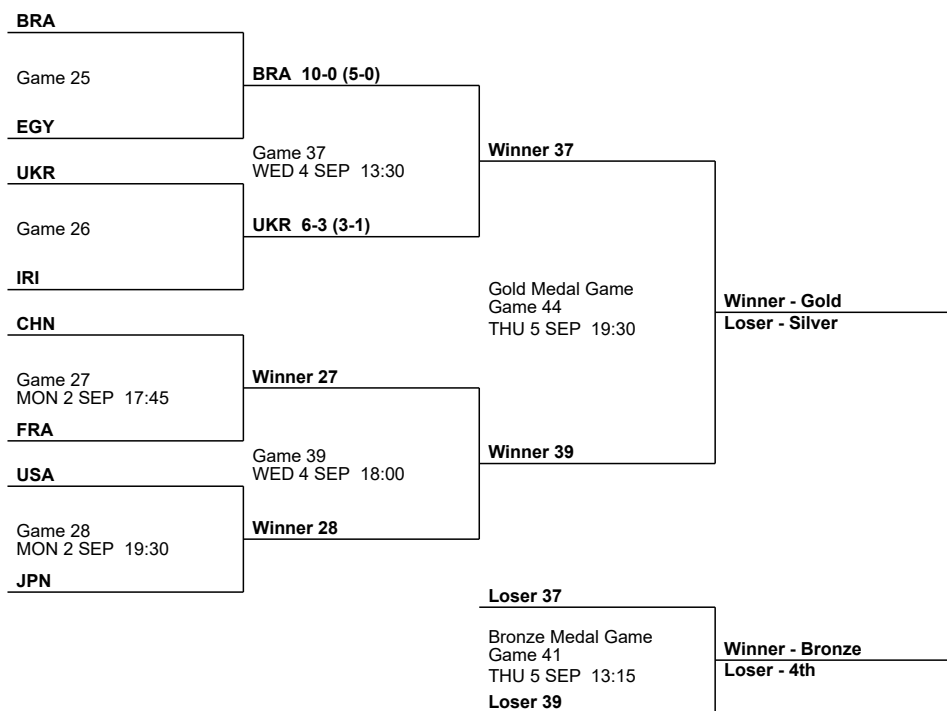
Pool B					
Rank		CHN	UKR	JPN	EGY
1	CHN		6-1 (2-0)	7-6 (5-3)	7-4 (5-1)
2	UKR	1-6 (0-2)		9-8 (4-5)	6-3 (3-1)
3	JPN	6-7 (3-5)	8-9 (5-4)		11-1 (6-1)
4	EGY	4-7 (1-5)	3-6 (1-3)	1-11 (1-6)	

Games				Goals			Points
Played	Won	Draw	Lost	For	Against	Diff	
3	3	0	0	20	11	9	9
3	2	0	1	16	17	-1	6
3	1	0	2	25	17	8	3
3	0	0	3	8	24	-16	0

### Quarterfinals

### Semifinals

### Finals



### Classification Playoff

#### Highest ranked QF loser

Playoff 5/6 Game 30 TUE 3 SEP 10:45	Winner - 5th Loser - 6th
---	-----------------------------

#### 3rd highest ranked QF loser

Playoff 7/8 Game 29 TUE 3 SEP 9:00	Winner - 7th Loser - 8th
--	-----------------------------

#### Note:

The final ranking in the round robin is determined by points earned. Ties are broken using the following methods in this order: Goal Difference, Number of Wins, Goals Against, Goal Difference in games between tied teams. Please refer to Goalball Rule 49.

#### Legend:

Diff Difference      Q Qualified for Quarterfinals



### Game Results

Résultat de partie

Game No.26

**UKR 6 - 3 IRI**  
(HT 3 - 1)

Referee: MAHMOOD Azhi (IRQ)

Referee: AGUADO Raquel (ESP)

#### UKR - Ukraine

Uniform Colour: YELLOW

No.	Name	Sub	M. Sub	Min	Throws			Penalty Throws			Totals		
					G	P	T	G	P	T	G	P	T
1	OLIINYK VasyI			24	4		47			1	4		48
2	STRELCHYK Anton			19	1		41	1		2	2		43
3	SYDORENKO Fedir												
4	TSYHANENKO Yevheniy												
5	ZHYHALIN Rodion	1		5			9			1			10
7	TOPORKOV Oleksandr			24			1						1
<b>TOTALS</b>					<b>5</b>		<b>98</b>	<b>1</b>		<b>4</b>	<b>6</b>		<b>102</b>

#### RUNNING SCORE

UKR	1st Half	IRI
OLIINYK V	1 (2:00)	0
OLIINYK V	2 (4:10)	0
	2 (6:01)	1 SARAFRAZ N
STRELCHYK A	3 (9:56)	1
	<b>2nd Half</b>	
	3 (14:09)	2 SARAFRAZ N
	3 (16:53)	3 SARAFRAZ N
OLIINYK V	4 (22:48)	3
OLIINYK V	5 (23:01)	3
STRELCHYK A	6 (23:32)	3

#### IRI - IR Iran

Uniform Colour: RED

No.	Name	Sub	M. Sub	Min	Throws			Penalty Throws			Totals		
					G	P	T	G	P	T	G	P	T
2	NAFISINASAB Mohammadmahdi												
3	JAFARI Hassan			12		2	26					2	26
4	ABBASI Mahdi			24			1						1
6	SARAFRAZ Nematollah	1		23	3		49				3		49
7	SOURI Milad			13		2	24					2	24
8	PARNIA JOMAIRAN Mohammad												
<b>TOTALS</b>					<b>3</b>	<b>4</b>	<b>100</b>				<b>3</b>	<b>4</b>	<b>100</b>

Legend:											
<b>G</b>	Goals	<b>HT</b>	Half Time	<b>Min</b>	Minutes Played	<b>M. Sub</b>	Medical Substitution	<b>No.</b>	Shirt Number	<b>P</b>	Penalties
<b>Sub</b>	Substitution out	<b>T</b>	Throws								



### Game Statistics

Statistique de partie

Game No.26

**UKR 6 - 3 IRI**  
(HT 3 - 1)

Referee: MAHMOOD Azhi (IRQ)

Referee: AGUADO Raquel (ESP)

#### UKR - Ukraine

No.	Name	Sub	M. Sub	Min	Throws			Penalty Throws			Extra		Totals			PM	OG	BK	BO	
					G	P	T	G	P	T	G	T	G	P	T					
1	OLIINYK VasyI			24	4		47			1								24		
2	STRELCHYK Anton			19	1		41	1		2								23	1	
3	SYDORENKO Fedir																			
4	TSYHANENKO Yevheniy																			
5	ZHYHALIN Rodion	1		5			9			1								5		
7	TOPORKOV Oleksandr			24			1											31	3	
<b>TOTALS</b>							<b>5</b>		<b>98</b>	<b>1</b>		<b>4</b>			<b>6</b>		<b>102</b>		<b>83</b>	<b>4</b>

Team Penalties					Personal Penalties									
10	DG	UC	IC	N	SB	HB	LB	ES	ID	DG	UC	N		

#### IRI - IR Iran

No.	Name	Sub	M. Sub	Min	Throws			Penalty Throws			Extra		Totals			PM	OG	BK	BO	
					G	P	T	G	P	T	G	T	G	P	T					
2	NAFISINASAB Mohammadmahdi																			
3	JAFARI Hassan			12		2	26							2	26	2		8		
4	ABBASI Mahdi			24			1							1				39	6	
6	SARAFRAZ Nematollah	1		23	3		49						3		49			27		
7	SOURI Milad			13		2	24							2	24	2		8		
8	PARNIA JOMAIRAN Mohammad																			
<b>TOTALS</b>							<b>3</b>	<b>4</b>	<b>100</b>					<b>3</b>	<b>4</b>	<b>100</b>	<b>4</b>		<b>82</b>	<b>6</b>

Team Penalties					Personal Penalties									
10	DG	UC	IC	N	SB	HB	LB	ES	ID	DG	UC	N		
						1	3							

Legend:											
<b>10</b>	Ten Seconds	<b>BK</b>	Blocks	<b>BO</b>	Ball Over	<b>DG</b>	Delay of Game	<b>ES</b>	Eyeshades		
<b>G</b>	Goals	<b>HB</b>	High Ball	<b>HT</b>	Half Time	<b>IC</b>	Illegal Coaching	<b>ID</b>	Illegal Defence		
<b>LB</b>	Long Ball	<b>Min</b>	Minutes Played	<b>M.Sub</b>	Medical Substitution	<b>N</b>	Noise	<b>No.</b>	Shirt Number		
<b>OG</b>	Own Goals	<b>P</b>	Penalties	<b>PM</b>	Penalties Made	<b>SB</b>	Short Ball	<b>Sub</b>	Substitution out		
<b>T</b>	Throws	<b>UC</b>	Unsporting Conduct								



**Start List**

Liste de départ

**REVISED**  
2 SEP 14:35

Game No.26

**UKR - IRI**

Referee: MAHMOOD Azhi (IRQ)

Referee: AGUADO Raquel (ESP)

**UKR - Ukraine**

Uniform Colour: YELLOW

No.	Name	Sport Class	Date of Birth	Competition Statistics		
				GP	Min	G
1	OLIINYK Vasyi	B2	10 JAN 1996	3	63	9
2	STRELCHYK Anton	B3	4 MAR 1992	3	45	3
3	SYDORENKO Fedir	B3	21 DEC 1999	3		
4	TSYHANENKO Yevheniy	B3	10 DEC 1990	3	6	1
5	ZHYHALIN Rodion	B2	21 MAY 1985	3	30	3
7	TOPORKOV Oleksandr	B2	31 MAY 1991	3	72	

	UKR	Played
PR	EGY	6-3
PR	JPN	9-8
PR	CHN	1-6

Coach: DUBROVIN Fedir

Assistant Coach: DUBROVIN Anton

Staff: POSHYVAILO Viktoriia

**IRI - IR Iran**

Uniform Colour: RED

No.	Name	Sport Class	Date of Birth	Competition Statistics		
				GP	Min	G
2	NAFISINASAB Mohammadmahdi	B3	5 APR 2003	3	45	
3	JAFARI Hassan	B2	25 MAR 1990	3	51	10
4	ABBASI Mahdi	B1	2 NOV 1998	3	27	
6	SARAFRAZ Nematollah	B2	22 JUN 1985	3	51	5
7	SOURI Milad	B2	30 APR 1995	3	31	10
8	PARNIA JOMAIRAN Mohammad	B3	3 DEC 1991	3	11	1

	IRI	Played
PR	FRA	12-8
PR	BRA	7-7
PR	USA	7-14

Coach: DOUSTI VALA Bahman

Assistant Coach: KARMKOULIVAND Mohamad

**Legend:**

**G** Goals Scored      **GP** Games Played      **Min** Minutes Played      **No.** Shirt Number

**PR** Preliminary Round

**REVISED**

Staff member removed (IRI)







### Game Results

Résultat de partie

Game No.27

**CHN 12 - 2 FRA**  
(HT 7 - 1)

Referee: LARSSON Patrik (SWE)

Referee: DAGENAIS Claude (CAN)

#### CHN - China

Uniform Colour: RED

No.	Name	Sub	M. Sub	Min	Throws			Penalty Throws			Totals		
					G	P	T	G	P	T	G	P	T
3	YANG Mingyuan			24	10	1	41	1		1	11	1	42
4	CHEN Liang Liang												
5	HU Ming Yao	1		11			17			1			18
6	YU Qinquan	1		16									
7	YU Deyi	1		13	1		7				1		7
9	WANG Jinhao			8									
<b>TOTALS</b>					<b>11</b>	<b>1</b>	<b>65</b>	<b>1</b>		<b>2</b>	<b>12</b>	<b>1</b>	<b>67</b>

#### RUNNING SCORE

CHN	1st Half	FRA
YANG M	1 (1:28)	0
YU D	2 (1:43)	0
YANG M	3 (2:00)	0
YANG M	4 (6:17)	0
YANG M	5 (7:29)	0
	5 (9:56)	1 BAICH N
YANG M	6 (9:59)	1
YANG M	7 (10:20)	1
	<b>2nd Half</b>	
	7 (12:56)	2 BAICH N
YANG M	8 (13:24)	2
YANG M	9 (14:23)	2
YANG M	10 (14:35)	2
YANG M	11 (15:51)	2
YANG M	12 (16:16)	2

#### FRA - France

Uniform Colour: BLUE

No.	Name	Sub	M. Sub	Min	Throws			Penalty Throws			Totals		
					G	P	T	G	P	T	G	P	T
1	NEIMARLIJA Haris			16			16						16
2	OUNI Elias			12			16						16
3	BAICH Nabil	1		15	1		23	1		1	2		24
4	RAMOS-MARTINS Thomas			9			3						3
5	BOUALIA Kada	1		8		1	11					1	11
6	DAUDIN Ambroise			12		1	10					1	10
<b>TOTALS</b>					<b>1</b>	<b>2</b>	<b>63</b>	<b>1</b>		<b>1</b>	<b>2</b>	<b>2</b>	<b>64</b>

#### Legend:

**G** Goals      **HT** Half Time      **Min** Minutes Played      **M. Sub** Medical Substitution      **No.** Shirt Number      **P** Penalties  
**Sub** Substitution out      **T** Throws



### Game Statistics

Statistique de partie

Game No.27

**CHN 12 - 2 FRA**  
(HT 7 - 1)

Referee: LARSSON Patrik (SWE)

Referee: DAGENAIS Claude (CAN)

#### CHN - China

No.	Name	Sub	M. Sub	Min	Throws			Penalty Throws			Extra		Totals			PM	OG	BK	BO
					G	P	T	G	P	T	G	T	G	P	T				
3	YANG Mingyuan			24	10	1	41	1		1			11	1	42	1		9	
4	CHEN Liang Liang																		
5	HU Ming Yao	1		11			17			1					18			20	
6	YU Qinquan	1		16														22	
7	YU Deyi	1		13	1		7						1		7			2	
9	WANG Jinhao			8															
<b>TOTALS</b>					<b>11</b>	<b>1</b>	<b>65</b>	<b>1</b>		<b>2</b>			<b>12</b>	<b>1</b>	<b>67</b>	<b>1</b>		<b>53</b>	

Team Penalties					Personal Penalties									
10	DG	UC	IC	N	SB	HB	LB	ES	ID	DG	UC	N		
							1							

#### FRA - France

No.	Name	Sub	M. Sub	Min	Throws			Penalty Throws			Extra		Totals			PM	OG	BK	BO
					G	P	T	G	P	T	G	T	G	P	T				
1	NEIMARLIJA Haris			16														5	
2	OUNI Elias			12			16								16			10	
3	BAICH Nabil	1		15	1		23	1		1			2		24			16	
4	RAMOS-MARTINS Thomas			9			3								3			2	
5	BOUALIA Kada	1		8		1	11							1	11	1		10	
6	DAUDIN Ambroise			12		1	10							1	10	1		3	
<b>TOTALS</b>					<b>1</b>	<b>2</b>	<b>63</b>	<b>1</b>		<b>1</b>			<b>2</b>	<b>2</b>	<b>64</b>	<b>2</b>		<b>46</b>	

Team Penalties					Personal Penalties									
10	DG	UC	IC	N	SB	HB	LB	ES	ID	DG	UC	N		
							2							

Legend:											
<b>10</b>	Ten Seconds	<b>BK</b>	Blocks	<b>BO</b>	Ball Over	<b>DG</b>	Delay of Game	<b>ES</b>	Eyeshades		
<b>G</b>	Goals	<b>HB</b>	High Ball	<b>HT</b>	Half Time	<b>IC</b>	Illegal Coaching	<b>ID</b>	Illegal Defence		
<b>LB</b>	Long Ball	<b>Min</b>	Minutes Played	<b>M.Sub</b>	Medical Substitution	<b>N</b>	Noise	<b>No.</b>	Shirt Number		
<b>OG</b>	Own Goals	<b>P</b>	Penalties	<b>PM</b>	Penalties Made	<b>SB</b>	Short Ball	<b>Sub</b>	Substitution out		
<b>T</b>	Throws	<b>UC</b>	Unsporting Conduct								





## Competition Summary

Résumé des compétitions

As of MON 2 SEP 2024

Pool A					
Rank		BRA	USA	IRI	FRA
1	BRA		13-8 (7-6)	7-7 (3-1)	8-5 (5-4)
2	USA	8-13 (6-7)		14-7 (9-3)	5-4 (2-1)
3	IRI	7-7 (1-3)	7-14 (3-9)		12-8 (7-4)
4	FRA	5-8 (4-5)	4-5 (1-2)	8-12 (4-7)	

Games				Goals			Points
Played	Won	Draw	Lost	For	Against	Diff	
3	2	1	0	28	20	8	7
3	2	0	1	27	24	3	6
3	1	1	1	26	29	-3	4
3	0	0	3	17	25	-8	0

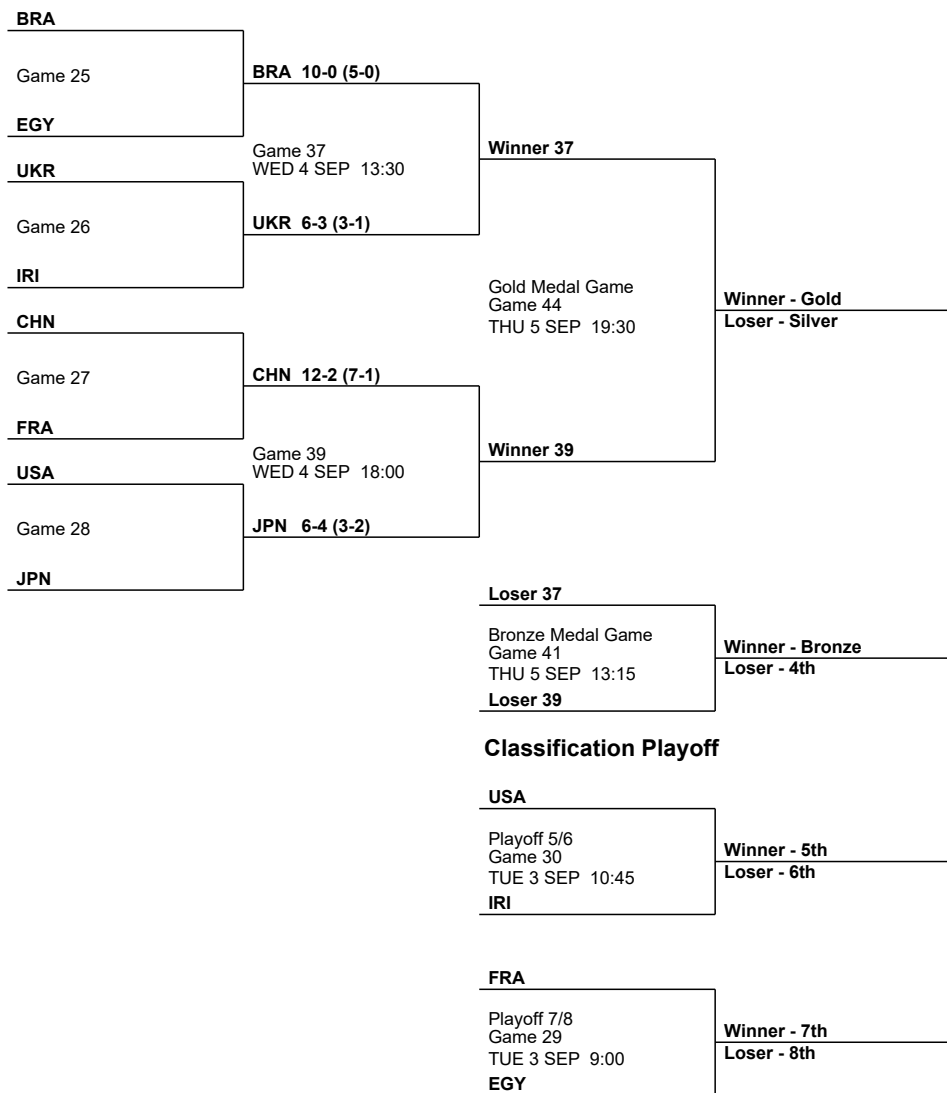
Pool B					
Rank		CHN	UKR	JPN	EGY
1	CHN		6-1 (2-0)	7-6 (5-3)	7-4 (5-1)
2	UKR	1-6 (0-2)		9-8 (4-5)	6-3 (3-1)
3	JPN	6-7 (3-5)	8-9 (5-4)		11-1 (6-1)
4	EGY	4-7 (1-5)	3-6 (1-3)	1-11 (1-6)	

Games				Goals			Points
Played	Won	Draw	Lost	For	Against	Diff	
3	3	0	0	20	11	9	9
3	2	0	1	16	17	-1	6
3	1	0	2	25	17	8	3
3	0	0	3	8	24	-16	0

### Quarterfinals

### Semifinals

### Finals



**Note:**

The final ranking in the round robin is determined by points earned. Ties are broken using the following methods in this order: Goal Difference, Number of Wins, Goals Against, Goal Difference in games between tied teams. Please refer to Goalball Rule 49.

**Legend:**

Diff Difference      Q      Qualified for Quarterfinals



### Game Results

Résultat de partie

Game No.28

**USA 4 - 6 JPN**  
(HT 2 - 3)

Referee: VUOKILA Juha (FIN)

Referee: VAITIEKUS Romualdas (LTU)

#### USA - United States

Uniform Colour: RED

No.	Name	Sub	M. Sub	Min	Throws			Penalty Throws			Totals					
					G	P	T	G	P	T	G	P	T			
2	MERREN Tyler			24	1	1	25	1		2	2	1	27			
3	WALKER Zion															
4	FAISON Tre'shaun	1		3		1	5					1	5			
6	YOUNG Calahan			24	2	2	41				2	2	41			
7	SIMPSON Matt	1		7		1	15					1	15			
8	KING Christian	2		14		1	22					1	22			
<b>TOTALS</b>								<b>3</b>	<b>6</b>	<b>108</b>	<b>1</b>		<b>2</b>	<b>4</b>	<b>6</b>	<b>110</b>

#### RUNNING SCORE

USA	1st Half	JPN
YOUNG C	1 (1:51) 0	
	1 (2:11) 1	KANEKO K
	1 (3:00) 2	KANEKO K
MERREN T	2 (4:41) 2	
	2 (9:10) 3	MIYAJIKI K
	<b>2nd Half</b>	
	2 (15:12) 4	MIYAJIKI K
	2 (15:59) 5	MIYAJIKI K
YOUNG C	3 (16:04) 5	
MERREN T	4 (16:29) 5	
	4 (21:52) 6	KANEKO K

#### JPN - Japan

Uniform Colour: BLACK

No.	Name	Sub	M. Sub	Min	Throws			Penalty Throws			Totals					
					G	P	T	G	P	T	G	P	T			
1	SANO Yuto			24			46			1			47			
2	TORII Haruki															
4	TAGUCHI Yuji			24												
5	HAGIWARA Naoki															
7	KANEKO Kazuya	1		12	2	2	27	1		1	3	2	28			
8	MIYAJIKI Koji	1		12	1		26	2		4	3		30			
<b>TOTALS</b>								<b>3</b>	<b>2</b>	<b>99</b>	<b>3</b>		<b>6</b>	<b>6</b>	<b>2</b>	<b>105</b>

#### Legend:

<b>G</b>	Goals	<b>HT</b>	Half Time	<b>Min</b>	Minutes Played	<b>M. Sub</b>	Medical Substitution	<b>No.</b>	Shirt Number	<b>P</b>	Penalties
<b>Sub</b>	Substitution out	<b>T</b>	Throws								



### Game Statistics

Statistique de partie

Game No.28

**USA 4 - 6 JPN**

(HT 2 - 3)

Referee: VUOKILA Juha (FIN)

Referee: VAITIEKUS Romualdas (LTU)

#### USA - United States

No.	Name	Sub	M. Sub	Min	Throws			Penalty Throws			Extra		Totals			PM	OG	BK	BO	
					G	P	T	G	P	T	G	T	G	P	T					
2	MERREN Tyler			24	1	1	25	1		2			2	1	27	1		40		
3	WALKER Zion																			
4	FAISON Tre'shaun	1		3		1	5							1	5	1		3		
6	YOUNG Calahan			24	2	2	41						2	2	41	2		19		
7	SIMPSON Matt	1		7		1	15							1	15	1		9		
8	KING Christian	2		14		1	22							1	22	1		24		
<b>TOTALS</b>							<b>3</b>	<b>6</b>	<b>108</b>	<b>1</b>		<b>2</b>		<b>4</b>	<b>6</b>	<b>110</b>	<b>6</b>		<b>95</b>	

Team Penalties					Personal Penalties								
10	DG	UC	IC	N	SB	HB	LB	ES	ID	DG	UC	N	
						2	4						

#### JPN - Japan

No.	Name	Sub	M. Sub	Min	Throws			Penalty Throws			Extra		Totals			PM	OG	BK	BO	
					G	P	T	G	P	T	G	T	G	P	T					
1	SANO Yuto			24			46			1					47			22		
2	TORII Haruki																			
4	TAGUCHI Yuji			24														29	4	
5	HAGIWARA Naoki																			
7	KANEKO Kazuya	1		12	2	2	27	1		1			3	2	28	2		16		
8	MIYAJIKI Koji	1		12	1		26	2		4			3		30			13		
<b>TOTALS</b>							<b>3</b>	<b>2</b>	<b>99</b>	<b>3</b>		<b>6</b>		<b>6</b>	<b>2</b>	<b>105</b>	<b>2</b>		<b>80</b>	<b>4</b>

Team Penalties					Personal Penalties								
10	DG	UC	IC	N	SB	HB	LB	ES	ID	DG	UC	N	
							2						

**Legend:**

<b>10</b>	Ten Seconds	<b>BK</b>	Blocks	<b>BO</b>	Ball Over	<b>DG</b>	Delay of Game	<b>ES</b>	Eyeshades
<b>G</b>	Goals	<b>HB</b>	High Ball	<b>HT</b>	Half Time	<b>IC</b>	Illegal Coaching	<b>ID</b>	Illegal Defence
<b>LB</b>	Long Ball	<b>Min</b>	Minutes Played	<b>M.Sub</b>	Medical Substitution	<b>N</b>	Noise	<b>No.</b>	Shirt Number
<b>OG</b>	Own Goals	<b>P</b>	Penalties	<b>PM</b>	Penalties Made	<b>SB</b>	Short Ball	<b>Sub</b>	Substitution out
<b>T</b>	Throws	<b>UC</b>	Unsporting Conduct						







## Competition Summary

Résumé des compétitions

As of THU 29 AUG 2024

Pool A					
Rank		BRA	FRA	IRI	USA
1	BRA		8-5 (5-4)	31 AUG	30 AUG
2	FRA	5-8 (4-5)		30 AUG	31 AUG
	IRI	31 AUG	30 AUG		1 SEP
	USA	30 AUG	31 AUG	1 SEP	

Games				Goals			Points
Played	Won	Draw	Lost	For	Against	Diff	
1	1	0	0	8	5	3	3
1	0	0	1	5	8	-3	0
0							
0							

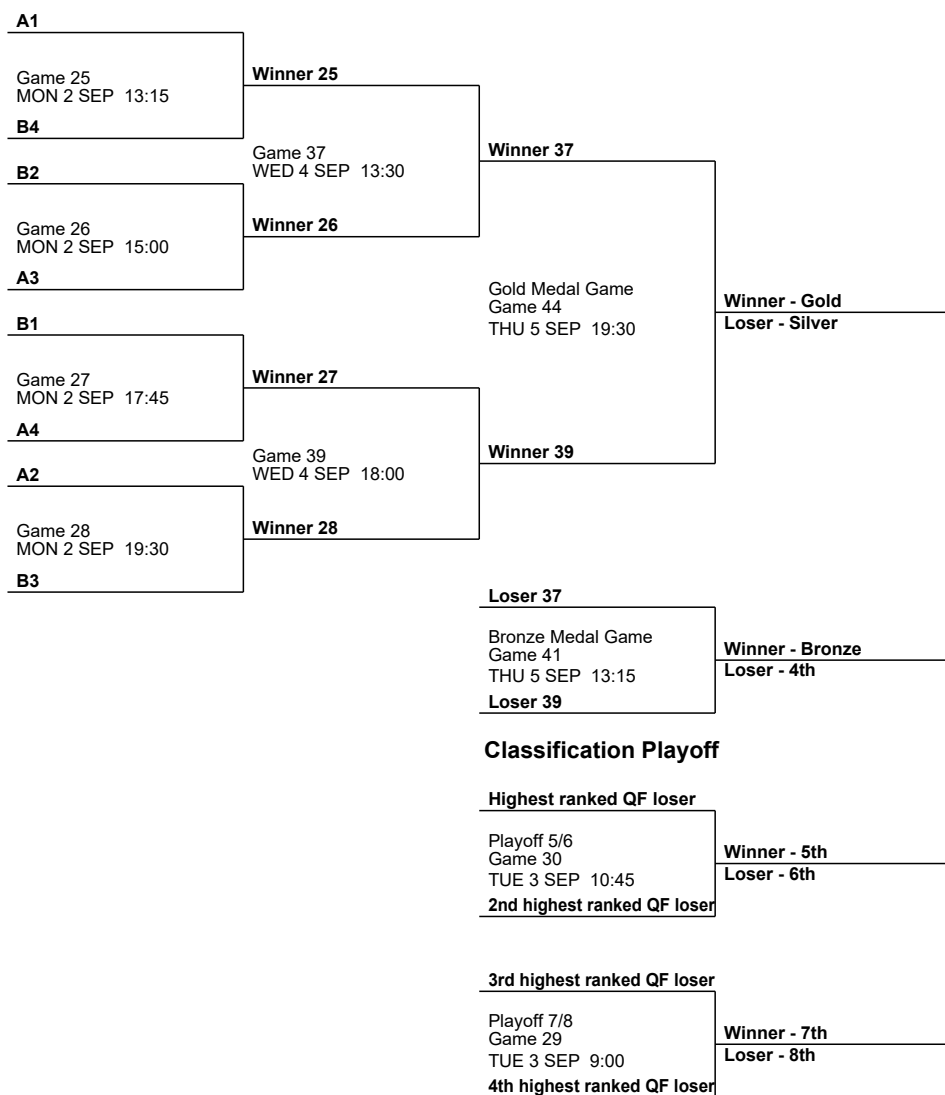
Pool B					
Rank		UKR	CHN	JPN	EGY
1	UKR		1 SEP	30 AUG	6-3 (3-1)
2	CHN	1 SEP		7-6 (5-3)	31 AUG
3	JPN	30 AUG	6-7 (3-5)		1 SEP
4	EGY	3-6 (1-3)	31 AUG	1 SEP	

Games				Goals			Points
Played	Won	Draw	Lost	For	Against	Diff	
1	1	0	0	6	3	3	3
1	1	0	0	7	6	1	3
1	0	0	1	6	7	-1	0
1	0	0	1	3	6	-3	0

### Quarterfinals

### Semifinals

### Finals



**Note:**

The final ranking in the round robin is determined by points earned. Ties are broken using the following methods in this order: Goal Difference, Number of Wins, Goals Against, Goal Difference in games between tied teams. Please refer to Goalball Rule 49.

**Legend:**

**Diff** Difference



### Game Results

Résultat de partie

Game No.5

**BRA 8 - 5 FRA**  
(HT 5 - 4)

Referee: MAHMOOD Azhi (IRQ)

Referee: OBEIDAT Manar (JOR)

#### BRA - Brazil

Uniform Colour: YELLOW

No.	Name	Sub	M. Sub	Min	Throws			Penalty Throws			Totals					
					G	P	T	G	P	T	G	P	T			
3	SATURNINO Paulo			3			5							5		
4	MORENO Leomon			12	1		20					1		20		
5	SOUSA Josemarcio			17	1	1	25					1	1	25		
6	MARQUES Romario	1		7	2		8					2		8		
7	ERNESTO Emerson	2		20			22							22		
9	DANTAS Andre			13	4		20					4		20		
<b>TOTALS</b>								<b>8</b>	<b>1</b>	<b>100</b>				<b>8</b>	<b>1</b>	<b>100</b>

#### FRA - France

Uniform Colour: RED

No.	Name	Sub	M. Sub	Min	Throws			Penalty Throws			Totals					
					G	P	T	G	P	T	G	P	T			
1	NEIMARLIJA Haris	1		21												
2	OUNI Elias			17	1		32	1		1	2			33		
3	BAICH Nabil	1		13	1		28				1			28		
4	RAMOS-MARTINS Thomas			3			3							3		
5	BOUALIA Kada	2		11	1		20				1			20		
6	DAUDIN Ambroise			7	1		12				1			12		
<b>TOTALS</b>								<b>4</b>		<b>95</b>	<b>1</b>		<b>1</b>	<b>5</b>		<b>96</b>

#### RUNNING SCORE

BRA	1st Half	FRA
	0 (1:08)	1 OUNI E
DANTAS A	1 (1:14)	1
	1 (1:59)	2 OUNI E
DANTAS A	2 (4:24)	2
SOUSA J	3 (4:39)	2
	3 (5:10)	3 BOUALIA K
DANTAS A	4 (5:14)	3
DANTAS A	5 (8:35)	3
	5 (11:06)	4 BAICH N
	<b>2nd Half</b>	
MORENO L	6 (14:53)	4
MARQUES R	7 (15:48)	4
MARQUES R	8 (16:44)	4
	8 (17:36)	5 DAUDIN A

**Legend:**  
**G** Goals      **HT** Half Time      **Min** Minutes Played      **M. Sub** Medical Substitution      **No.** Shirt Number      **P** Penalties  
**Sub** Substitution out      **T** Throws



### Game Statistics

Statistique de partie

Game No.5

**BRA 8 - 5 FRA**  
(HT 5 - 4)

Referee: MAHMOOD Azhi (IRQ)

Referee: OBEIDAT Manar (JOR)

#### BRA - Brazil

No.	Name	Sub	M. Sub	Min	Throws			Penalty Throws			Extra		Totals			PM	OG	BK	BO
					G	P	T	G	P	T	G	T	G	P	T				
3	SATURNINO Paulo			3			5											1	
4	MORENO Leomon			12	1		20						1		20			11	
5	SOUSA Josemarcio			17	1	1	25						1	1	25	1		27	
6	MARQUES Romario	1		7	2		8						2		8			7	
7	ERNESTO Emerson	2		20			22								22			27	
9	DANTAS Andre			13	4		20						4		20			9	
<b>TOTALS</b>							<b>8</b>	<b>1</b>	<b>100</b>				<b>8</b>	<b>1</b>	<b>100</b>	<b>1</b>		<b>82</b>	<b>3</b>

Team Penalties					Personal Penalties								
10	DG	UC	IC	N	SB	HB	LB	ES	ID	DG	UC	N	
						1							

#### FRA - France

No.	Name	Sub	M. Sub	Min	Throws			Penalty Throws			Extra		Totals			PM	OG	BK	BO
					G	P	T	G	P	T	G	T	G	P	T				
1	NEIMARLIJA Haris	1		21														28	
2	OUNI Elias			17	1		32	1		1			2		33			20	
3	BAICH Nabil	1		13	1		28						1		28			11	
4	RAMOS-MARTINS Thomas			3			3								3			2	
5	BOUALIA Kada	2		11	1		20						1		20			9	
6	DAUDIN Ambroise			7	1		12						1		12			9	
<b>TOTALS</b>							<b>4</b>		<b>95</b>	<b>1</b>		<b>1</b>		<b>5</b>		<b>96</b>		<b>79</b>	<b>1</b>

Team Penalties					Personal Penalties								
10	DG	UC	IC	N	SB	HB	LB	ES	ID	DG	UC	N	

Legend:											
<b>10</b>	Ten Seconds	<b>BK</b>	Blocks	<b>BO</b>	Ball Over	<b>DG</b>	Delay of Game	<b>ES</b>	Eyeshades		
<b>G</b>	Goals	<b>HB</b>	High Ball	<b>HT</b>	Half Time	<b>IC</b>	Illegal Coaching	<b>ID</b>	Illegal Defence		
<b>LB</b>	Long Ball	<b>Min</b>	Minutes Played	<b>M.Sub</b>	Medical Substitution	<b>N</b>	Noise	<b>No.</b>	Shirt Number		
<b>OG</b>	Own Goals	<b>P</b>	Penalties	<b>PM</b>	Penalties Made	<b>SB</b>	Short Ball	<b>Sub</b>	Substitution out		
<b>T</b>	Throws	<b>UC</b>	Unsporting Conduct								



**Start List**

Liste de départ

**REVISED**  
29 AUG 8:21

**Game No.5**

**BRA - FRA**

**Referee:** MAHMOOD Azhi (IRQ)

**Referee:** OBEIDAT Manar (JOR)

**BRA - Brazil**

Uniform Colour: YELLOW

No.	Name	Sport Class	Date of Birth	Competition Statistics		
				GP	Min	G
3	SATURNINO Paulo	B2	1 JUN 1998			
4	MORENO Leomon	B1	21 AUG 1993			
5	SOUSA Josemarcio	B3	8 SEP 1995			
6	MARQUES Romario	B1	20 JUL 1989			
7	ERNESTO Emerson	B3	11 FEB 1999			
9	DANTAS Andre	B3	19 MAY 1995			

	BRA	Played
PR	FRA	29 AUG
PR	USA	30 AUG
PR	IRI	31 AUG

**Coach:** CASTRO Jonatas

**Assistant Coach:** BRANDOLIN Fabio

**Staff:** MARTINS Daniel

**FRA - France**

Uniform Colour: RED

No.	Name	Sport Class	Date of Birth	Competition Statistics		
				GP	Min	G
1	NEIMARLIJA Haris	B1	29 MAY 1985			
2	OUNI Elias	B3	3 JAN 2006			
3	BAICH Nabil	B3	24 SEP 1989			
4	RAMOS-MARTINS Thomas	B2	3 MAY 1996			
5	BOUALIA Kada	B2	10 JUN 1988			
6	DAUDIN Ambroise	B3	14 APR 1981			

	FRA	Played
PR	BRA	29 AUG
PR	IRI	30 AUG
PR	USA	31 AUG

**Coach:** FOURNIER DIT CHABERT Vivien

**Assistant Coach:** DELANGLE Sylvain

**Staff:** MELIANDE COUSSIRAT Gilles

**Legend:**

**G** Goals Scored      **GP** Games Played      **Min** Minutes Played      **No.** Shirt Number

**PR** Preliminary Round

**REVISED** added Staff FRA Meliande Coussirat



## Competition Summary

Résumé des compétitions

As of FRI 30 AUG 2024

Pool A					
Rank		BRA	FRA	USA	IRI
1	BRA		8-5 (5-4)	13-8 (7-6)	31 AUG
2	FRA	5-8 (4-5)		31 AUG	30 AUG
3	USA	8-13 (6-7)	31 AUG		1 SEP
	IRI	31 AUG	30 AUG	1 SEP	

Games				Goals			Points
Played	Won	Draw	Lost	For	Against	Diff	
2	2	0	0	21	13	8	6
1	0	0	1	5	8	-3	0
1	0	0	1	8	13	-5	0
0							

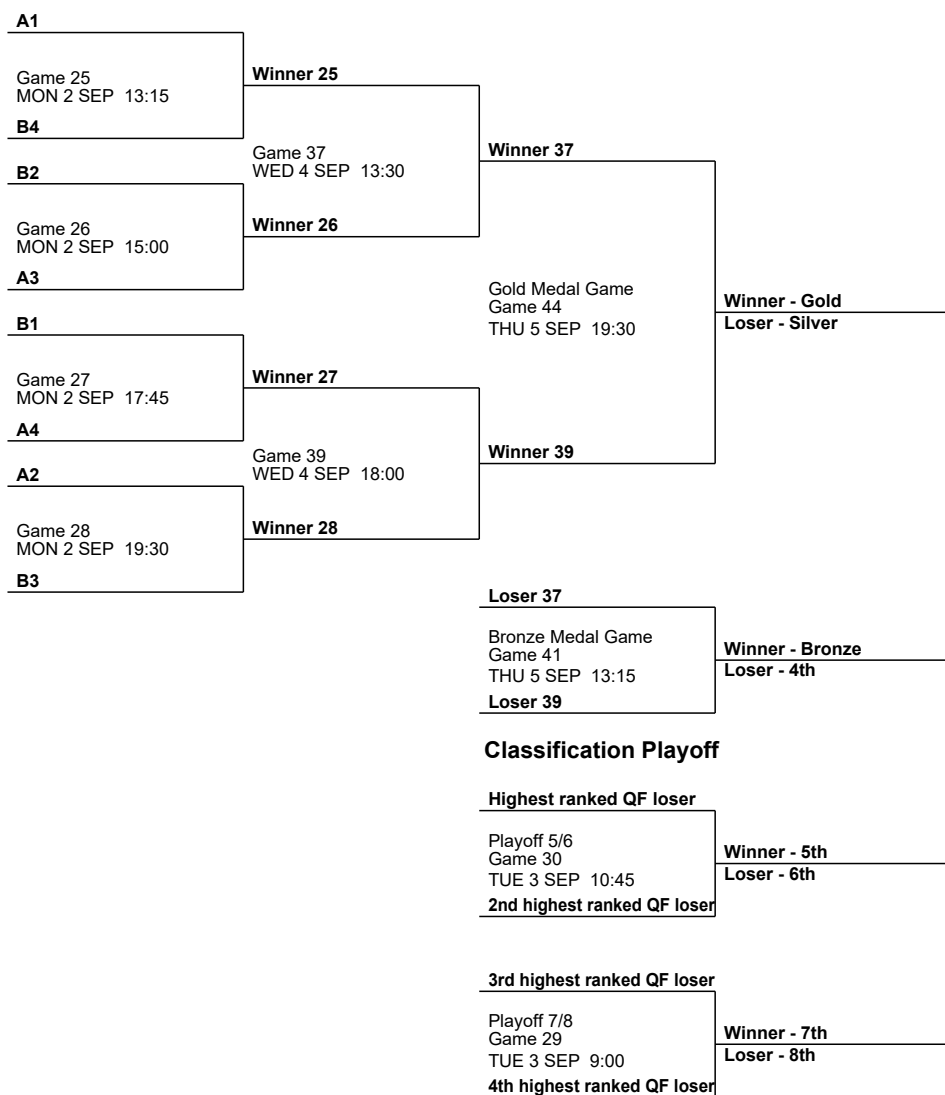
Pool B					
Rank		UKR	CHN	JPN	EGY
1	UKR		1 SEP	30 AUG	6-3 (3-1)
2	CHN	1 SEP		7-6 (5-3)	31 AUG
3	JPN	30 AUG	6-7 (3-5)		1 SEP
4	EGY	3-6 (1-3)	31 AUG	1 SEP	

Games				Goals			Points
Played	Won	Draw	Lost	For	Against	Diff	
1	1	0	0	6	3	3	3
1	1	0	0	7	6	1	3
1	0	0	1	6	7	-1	0
1	0	0	1	3	6	-3	0

### Quarterfinals

### Semifinals

### Finals



**Note:**

The final ranking in the round robin is determined by points earned. Ties are broken using the following methods in this order: Goal Difference, Number of Wins, Goals Against, Goal Difference in games between tied teams. Please refer to Goalball Rule 49.

**Legend:**

**Diff** Difference



### Game Results

Résultat de partie

Game No.7

**USA 8 - 13 BRA**  
(HT 6 - 7)

Referee: ONO Kazuto (JPN)

Referee: CHRISTODOULOS Antonios (GRE)

#### USA - United States

Uniform Colour: RED

No.	Name	Sub	M. Sub	Min	Throws			Penalty Throws			Totals		
					G	P	T	G	P	T	G	P	T
2	MERREN Tyler	1		18	1		21				1		21
3	WALKER Zion			1			2						2
4	FAISON Tre'shaun			4		1	10					1	10
6	YOUNG Calahan	1		23	6	1	42				6	1	42
7	SIMPSON Matt	1		13			11						11
8	KING Christian	1		13	1	1	24				1	1	24
<b>TOTALS</b>					<b>8</b>	<b>3</b>	<b>110</b>				<b>8</b>	<b>3</b>	<b>110</b>

#### BRA - Brazil

Uniform Colour: BLUE

No.	Name	Sub	M. Sub	Min	Throws			Penalty Throws			Totals		
					G	P	T	G	P	T	G	P	T
3	SATURNINO Paulo			3			3	1		1	1		4
4	MORENO Leomon	1		20	4	1	36	1		2	5	1	38
5	SOUSA Josemarcio	1		11	1		19				1		19
6	MARQUES Romario												
7	ERNESTO Emerson	1		22	3		21				3		21
9	DANTAS Andre			16	3		27				3		27
<b>TOTALS</b>					<b>11</b>	<b>1</b>	<b>106</b>	<b>2</b>		<b>3</b>	<b>13</b>	<b>1</b>	<b>109</b>

#### RUNNING SCORE

USA	1st Half	BRA
	0 (3:03)	1 MORENO L
YOUNG C	1 (4:36)	1
YOUNG C	2 (5:39)	1
	2 (5:58)	2 MORENO L
	2 (6:13)	3 ERNESTO E
	2 (6:46)	4 MORENO L
YOUNG C	3 (7:00)	4
MERREN T	4 (7:31)	4
	4 (8:27)	5 DANTAS A
YOUNG C	5 (8:47)	5
	5 (9:03)	6 MORENO L
KING C	6 (10:27)	6
	6 (10:50)	7 ERNESTO E
<b>2nd Half</b>		
YOUNG C	7 (12:41)	7
	7 (13:42)	8 DANTAS A
	7 (14:25)	9 DANTAS A
	7 (14:39)	10 MORENO L
	7 (15:52)	11 ERNESTO E
	7 (21:48)	12 SOUSA J
	7 (22:24)	13 SATURNINO P
YOUNG C	8 (22:24)	13

<b>Legend:</b>	<b>G</b> Goals	<b>HT</b> Half Time	<b>Min</b> Minutes Played	<b>M. Sub</b> Medical Substitution	<b>No.</b> Shirt Number	<b>P</b> Penalties
	<b>Sub</b> Substitution out	<b>T</b> Throws				



### Game Statistics

Statistique de partie

Game No.7

**USA 8 - 13 BRA**  
(HT 6 - 7)

Referee: ONO Kazuto (JPN)

Referee: CHRISTODOULOS Antonios (GRE)

#### USA - United States

No.	Name	Sub	M. Sub	Min	Throws			Penalty Throws			Extra		Totals			PM	OG	BK	BO	
					G	P	T	G	P	T	G	T	G	P	T					
2	MERREN Tyler	1		18	1		21						1		21			20	1	
3	WALKER Zion			1			2								2			2		
4	FAISON Tre'shaun			4		1	10							1	10	1		8		
6	YOUNG Calahan	1		23	6	1	42						6	1	42	1		17	1	
7	SIMPSON Matt	1		13			11								11			15		
8	KING Christian	1		13	1	1	24						1	1	24	1		23		
<b>TOTALS</b>							<b>8</b>	<b>3</b>	<b>110</b>					<b>8</b>	<b>3</b>	<b>110</b>	<b>3</b>		<b>85</b>	<b>2</b>

Team Penalties					Personal Penalties									
10	DG	UC	IC	N	SB	HB	LB	ES	ID	DG	UC	N		
						1	2							

#### BRA - Brazil

No.	Name	Sub	M. Sub	Min	Throws			Penalty Throws			Extra		Totals			PM	OG	BK	BO	
					G	P	T	G	P	T	G	T	G	P	T					
3	SATURNINO Paulo			3			3	1		1			1		4			2		
4	MORENO Leomon	1		20	4	1	36	1		2			5	1	38	1		21		
5	SOUSA Josemarcio	1		11	1		19						1		19			8		
6	MARQUES Romario																			
7	ERNESTO Emerson	1		22	3		21						3		21			42	2	
9	DANTAS Andre			16	3		27						3		27			15		
<b>TOTALS</b>							<b>11</b>	<b>1</b>	<b>106</b>	<b>2</b>		<b>3</b>		<b>13</b>	<b>1</b>	<b>109</b>	<b>1</b>		<b>88</b>	<b>2</b>

Team Penalties					Personal Penalties									
10	DG	UC	IC	N	SB	HB	LB	ES	ID	DG	UC	N		
							1							

#### Legend:

<b>10</b>	Ten Seconds	<b>BK</b>	Blocks	<b>BO</b>	Ball Over	<b>DG</b>	Delay of Game	<b>ES</b>	Eyeshades
<b>G</b>	Goals	<b>HB</b>	High Ball	<b>HT</b>	Half Time	<b>IC</b>	Illegal Coaching	<b>ID</b>	Illegal Defence
<b>LB</b>	Long Ball	<b>Min</b>	Minutes Played	<b>M.Sub</b>	Medical Substitution	<b>N</b>	Noise	<b>No.</b>	Shirt Number
<b>OG</b>	Own Goals	<b>P</b>	Penalties	<b>PM</b>	Penalties Made	<b>SB</b>	Short Ball	<b>Sub</b>	Substitution out
<b>T</b>	Throws	<b>UC</b>	Unsporting Conduct						



**Start List**

Liste de départ

**REVISED**  
30 AUG 13:24

Game No.7

**USA - BRA**

Referee: ONO Kazuto (JPN)

Referee: CHRISTODOULOS Antonios (GRE)

**USA - United States**

Uniform Colour: RED

No.	Name	Sport Class	Date of Birth	Competition Statistics		
				GP	Min	G
2	MERREN Tyler	B2	29 MAY 1984	1	18	1
3	WALKER Zion	B3	5 NOV 2001	1	1	
4	FAISON Tre'shaun	B2	30 JUL 2003	1	4	
6	YOUNG Calahan	B2	23 FEB 1995	1	23	6
7	SIMPSON Matt	B1	30 MAR 1990	1	13	
8	KING Christian	B3	17 OCT 1999	1	13	1

	USA	Played
PR	BRA	8-13
PR	FRA	31 AUG
PR	IRI	1 SEP

Coach: YOUNG Keith

Assistant Coach: WALLACE James

Staff: McDOWELL Adam Robert

**BRA - Brazil**

Uniform Colour: BLUE

No.	Name	Sport Class	Date of Birth	Competition Statistics		
				GP	Min	G
3	SATURNINO Paulo	B2	1 JUN 1998	2	6	1
4	MORENO Leomon	B1	21 AUG 1993	2	32	6
5	SOUSA Josemarcio	B3	8 SEP 1995	2	28	2
6	MARQUES Romario	B1	20 JUL 1989	2	7	2
7	ERNESTO Emerson	B3	11 FEB 1999	2	42	3
9	DANTAS Andre	B3	19 MAY 1995	2	29	7

	BRA	Played
PR	FRA	8-5
PR	USA	13-8
PR	IRI	31 AUG

Coach: CASTRO Jonatas

Assistant Coach: BRANDOLIN Fabio

Staff: MARTINS Daniel

**Legend:**

**G** Goals Scored      **GP** Games Played      **Min** Minutes Played      **No.** Shirt Number  
**PR** Preliminary Round

**REVISED** shirt colours changed





## Competition Summary

Résumé des compétitions

As of FRI 30 AUG 2024

Pool A					
Rank		BRA	IRI	USA	FRA
1	BRA		31 AUG	13-8 (7-6)	8-5 (5-4)
2	IRI	31 AUG		1 SEP	12-8 (7-4)
3	USA	8-13 (6-7)	1 SEP		31 AUG
4	FRA	5-8 (4-5)	8-12 (4-7)	31 AUG	

Games				Goals			Points
Played	Won	Draw	Lost	For	Against	Diff	
2	2	0	0	21	13	8	6
1	1	0	0	12	8	4	3
1	0	0	1	8	13	-5	0
2	0	0	2	13	20	-7	0

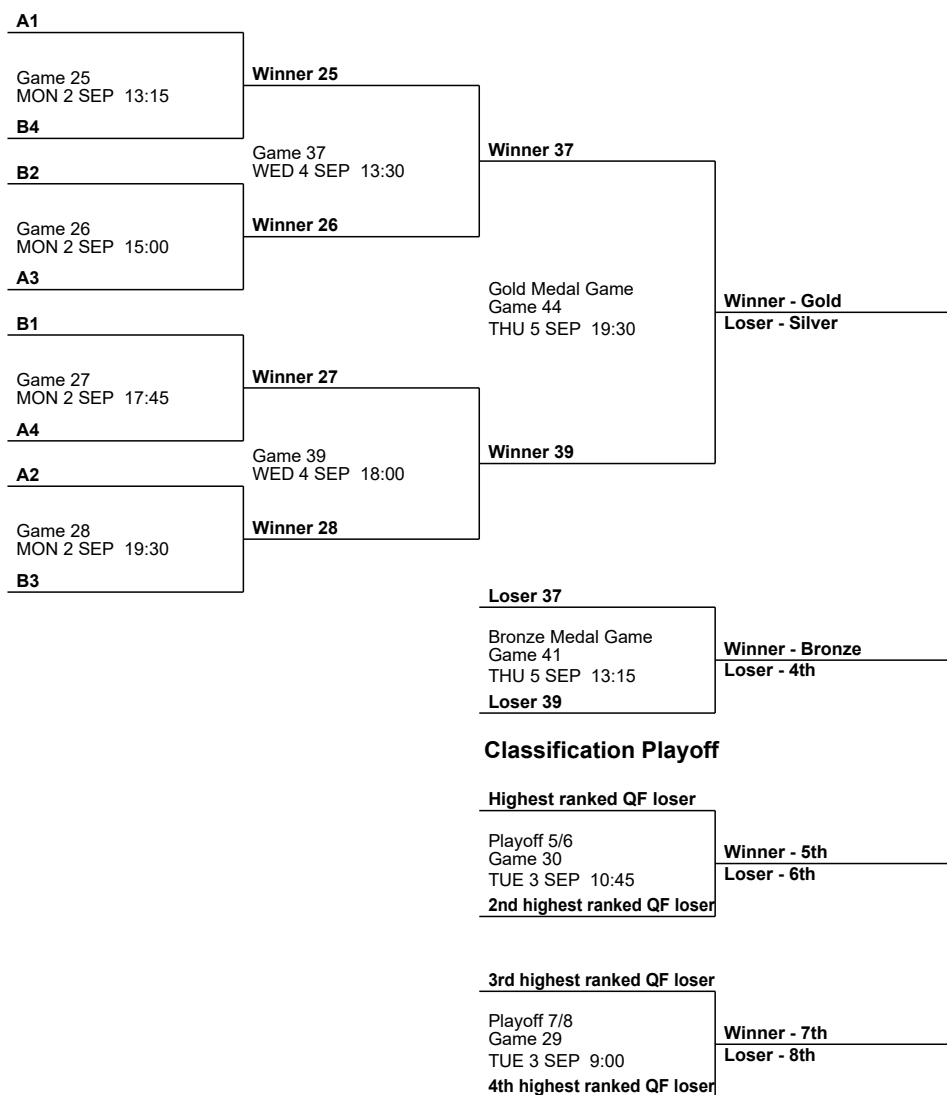
Pool B					
Rank		UKR	CHN	JPN	EGY
1	UKR		1 SEP	30 AUG	6-3 (3-1)
2	CHN	1 SEP		7-6 (5-3)	31 AUG
3	JPN	30 AUG	6-7 (3-5)		1 SEP
4	EGY	3-6 (1-3)	31 AUG	1 SEP	

Games				Goals			Points
Played	Won	Draw	Lost	For	Against	Diff	
1	1	0	0	6	3	3	3
1	1	0	0	7	6	1	3
1	0	0	1	6	7	-1	0
1	0	0	1	3	6	-3	0

### Quarterfinals

### Semifinals

### Finals



### Classification Playoff

#### Highest ranked QF loser

Playoff 5/6  
Game 30  
TUE 3 SEP 10:45

**Winner - 5th**  
**Loser - 6th**

#### 3rd highest ranked QF loser

Playoff 7/8  
Game 29  
TUE 3 SEP 9:00

**Winner - 7th**  
**Loser - 8th**

#### Note:

The final ranking in the round robin is determined by points earned. Ties are broken using the following methods in this order: Goal Difference, Number of Wins, Goals Against, Goal Difference in games between tied teams. Please refer to Goalball Rule 49.

#### Legend:

**Diff** Difference



### Game Results

Résultat de partie

Game No.9

**FRA 8 - 12 IRI**  
(HT 4 - 7)

Referee: VUOKILA Juha (FIN)

Referee: MAHMOOD Azhi (IRQ)

#### FRA - France

Uniform Colour: BLUE

No.	Name	Sub	M. Sub	Min	Throws			Penalty Throws			Totals				
					G	P	T	G	P	T	G	P	T		
1	NEIMARLIJA Haris			12			1							1	
2	OUNI Elias			24	3		37	2		2	5			39	
3	BAICH Nabil			17	1		25	1		1	2			26	
4	RAMOS-MARTINS Thomas			3		1	7			1	1			8	
5	BOUALIA Kada	2		13	1		21				1			21	
6	DAUDIN Ambroise	1		3			4							4	
<b>TOTALS</b>							<b>5</b>	<b>1</b>	<b>95</b>	<b>3</b>		<b>4</b>	<b>8</b>	<b>1</b>	<b>99</b>

#### IRI - IR Iran

Uniform Colour: RED

No.	Name	Sub	M. Sub	Min	Throws			Penalty Throws			Totals				
					G	P	T	G	P	T	G	P	T		
2	NAFISINASAB Mohammadmahdi			12			2							2	
3	JAFARI Hassan	1		20	7	4	44	1		1	8	4		45	
4	ABBASI Mahdi			12			1							1	
6	SARAFRAZ Nematollah			12	1		21				1			21	
7	SOURI Milad	1		8	2		15				2			15	
8	PARNIA JOMAIRAN Mohammad			8	1		15				1			15	
<b>TOTALS</b>							<b>11</b>	<b>4</b>	<b>98</b>	<b>1</b>		<b>1</b>	<b>12</b>	<b>4</b>	<b>99</b>

#### RUNNING SCORE

FRA	1st Half	IRI
OUNI E	1 (0:10)	0
BOUALIA K	2 (1:16)	0
	2 (2:49)	1 JAFARI H
	2 (4:16)	2 JAFARI H
	2 (6:58)	3 JAFARI H
	2 (7:17)	4 JAFARI H
	2 (7:27)	5 JAFARI H
OUNI E	3 (9:12)	5
	3 (9:58)	6 JAFARI H
	3 (10:59)	7 SARAFRAZ N
OUNI E	4 (11:08)	7
	<b>2nd Half</b>	
	4 (12:11)	8 JAFARI H
BAICH N	5 (13:53)	8
OUNI E	6 (15:23)	8
	6 (17:05)	9 SOURI M
BAICH N	7 (17:10)	9
	7 (17:31)	10 SOURI M
OUNI E	8 (22:11)	10
	8 (22:38)	11 JAFARI H
	8 (23:17)	12 PARNIA JOMAIRAN M

<b>Legend:</b>	<b>G</b> Goals	<b>HT</b> Half Time	<b>Min</b> Minutes Played	<b>M. Sub</b> Medical Substitution	<b>No.</b> Shirt Number	<b>P</b> Penalties
	<b>Sub</b> Substitution out	<b>T</b> Throws				



### Game Statistics

Statistique de partie

Game No.9

**FRA 8 - 12 IRI**  
(HT 4 - 7)

Referee: VUOKILA Juha (FIN)

Referee: MAHMOOD Azhi (IRQ)

#### FRA - France

No.	Name	Sub	M. Sub	Min	Throws			Penalty Throws			Extra		Totals			PM	OG	BK	BO
					G	P	T	G	P	T	G	T	G	P	T				
1	NEIMARLIJA Haris			12			1										11		
2	OUNI Elias			24	3		37	2		2			5		39		25	1	
3	BAICH Nabil			17	1		25	1		1			2		26		14		
4	RAMOS-MARTINS Thomas			3		1	7			1				1	8	1	3		
5	BOUALIA Kada	2		13	1		21						1		21		11	1	
6	DAUDIN Ambroise	1		3			4								4		4		
<b>TOTALS</b>					<b>5</b>	<b>1</b>	<b>95</b>	<b>3</b>		<b>4</b>			<b>8</b>	<b>1</b>	<b>99</b>	<b>1</b>		<b>68</b>	<b>2</b>

Team Penalties					Personal Penalties									
10	DG	UC	IC	N	SB	HB	LB	ES	ID	DG	UC	N		
							1							

#### IRI - IR Iran

No.	Name	Sub	M. Sub	Min	Throws			Penalty Throws			Extra		Totals			PM	OG	BK	BO
					G	P	T	G	P	T	G	T	G	P	T				
2	NAFISINASAB Mohammadmahdi			12			2								2		16		
3	JAFARI Hassan	1		20	7	4	44	1		1			8	4	45	4	20		
4	ABBASI Mahdi			12			1								1		16	1	
6	SARAFRAZ Nematollah			12	1		21						1		21		9		
7	SOURI Milad	1		8	2		15						2		15		8		
8	PARNIA JOMAIRAN Mohammad			8	1		15						1		15		7		
<b>TOTALS</b>					<b>11</b>	<b>4</b>	<b>98</b>	<b>1</b>		<b>1</b>			<b>12</b>	<b>4</b>	<b>99</b>	<b>4</b>		<b>76</b>	<b>1</b>

Team Penalties					Personal Penalties									
10	DG	UC	IC	N	SB	HB	LB	ES	ID	DG	UC	N		
						1	3							

Legend:											
<b>10</b>	Ten Seconds	<b>BK</b>	Blocks	<b>BO</b>	Ball Over	<b>DG</b>	Delay of Game	<b>ES</b>	Eyeshades		
<b>G</b>	Goals	<b>HB</b>	High Ball	<b>HT</b>	Half Time	<b>IC</b>	Illegal Coaching	<b>ID</b>	Illegal Defence		
<b>LB</b>	Long Ball	<b>Min</b>	Minutes Played	<b>M.Sub</b>	Medical Substitution	<b>N</b>	Noise	<b>No.</b>	Shirt Number		
<b>OG</b>	Own Goals	<b>P</b>	Penalties	<b>PM</b>	Penalties Made	<b>SB</b>	Short Ball	<b>Sub</b>	Substitution out		
<b>T</b>	Throws	<b>UC</b>	Unsporting Conduct								



**Start List**

Liste de départ

**REVISED**  
30 AUG 14:38

**Game No.9**

**FRA - IRI**

**Referee:** VUOKILA Juha (FIN)

**Referee:** MAHMOOD Azhi (IRQ)

**FRA - France**

Uniform Colour: BLUE

No.	Name	Sport Class	Date of Birth	Competition Statistics		
				GP	Min	G
1	NEIMARLIJA Haris	B1	29 MAY 1985	2	33	
2	OUNI Elias	B3	3 JAN 2006	2	41	7
3	BAICH Nabil	B3	24 SEP 1989	2	30	3
4	RAMOS-MARTINS Thomas	B2	3 MAY 1996	2	6	
5	BOUALIA Kada	B2	10 JUN 1988	2	24	2
6	DAUDIN Ambroise	B3	14 APR 1981	2	10	1

	FRA	Played
PR	BRA	5-8
PR	IRI	8-12
PR	USA	31 AUG

**Coach:** FOURNIER DIT CHABERT Vivien

**Assistant Coach:** DELANGLE Sylvain

**Staff:** MELIANDE COUSSIRAT Gilles

**IRI - IR Iran**

Uniform Colour: RED

No.	Name	Sport Class	Date of Birth	Competition Statistics		
				GP	Min	G
2	NAFISINASAB Mohammadmahdi	B3	5 APR 2003	1	12	
3	JAFARI Hassan	B2	25 MAR 1990	1	20	8
4	ABBASI Mahdi	B1	2 NOV 1998	1	12	
6	SARAFRAZ Nematollah	B2	22 JUN 1985	1	12	1
7	SOURI Milad	B2	30 APR 1995	1	8	2
8	PARNIA JOMAIRAN Mohammad	B3	3 DEC 1991	1	8	1

	IRI	Played
PR	FRA	12-8
PR	BRA	31 AUG
PR	USA	1 SEP

**Coach:** DOUSTI VALA Bahman

**Assistant Coach:** KARMKOULIVAND Mohamad

**Legend:**

**G** Goals Scored      **GP** Games Played      **Min** Minutes Played      **No.** Shirt Number

**PR** Preliminary Round

**REVISED**

staff member removed (IRI)



## Competition Summary

Résumé des compétitions

As of SAT 31 AUG 2024

Pool A					
Rank		BRA	IRI	USA	FRA
1	BRA		31 AUG	13-8 (7-6)	8-5 (5-4)
2	IRI	31 AUG		1 SEP	12-8 (7-4)
3	USA	8-13 (6-7)	1 SEP		5-4 (2-1)
4	FRA	5-8 (4-5)	8-12 (4-7)	4-5 (1-2)	

Games				Goals			Points
Played	Won	Draw	Lost	For	Against	Diff	
2	2	0	0	21	13	8	6
1	1	0	0	12	8	4	3
2	1	0	1	13	17	-4	3
3	0	0	3	17	25	-8	0

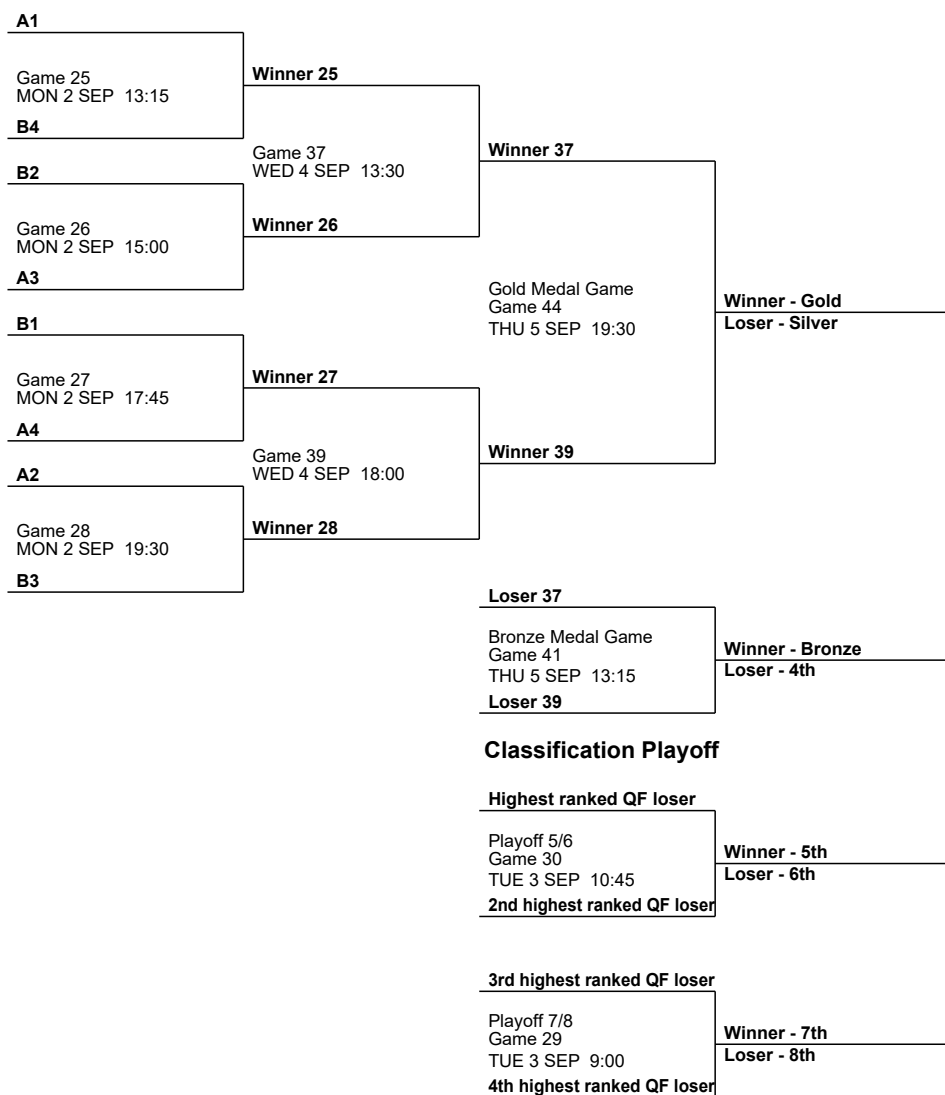
Pool B					
Rank		CHN	UKR	JPN	EGY
1	CHN		1 SEP	7-6 (5-3)	7-4 (5-1)
2	UKR	1 SEP		9-8 (4-5)	6-3 (3-1)
3	JPN	6-7 (3-5)	8-9 (5-4)		1 SEP
4	EGY	4-7 (1-5)	3-6 (1-3)	1 SEP	

Games				Goals			Points
Played	Won	Draw	Lost	For	Against	Diff	
2	2	0	0	14	10	4	6
2	2	0	0	15	11	4	6
2	0	0	2	14	16	-2	0
2	0	0	2	7	13	-6	0

### Quarterfinals

### Semifinals

### Finals



**Note:**

The final ranking in the round robin is determined by points earned. Ties are broken using the following methods in this order: Goal Difference, Number of Wins, Goals Against, Goal Difference in games between tied teams. Please refer to Goalball Rule 49.

**Legend:**

**Diff** Difference



### Game Results

Résultat de partie

Game No.15

**USA 5 - 4 FRA**  
(HT 2 - 1)

Referee: DAWSON Janice (CAN)

Referee: MAHMOOD Azhi (IRQ)

#### USA - United States

Uniform Colour: RED

No.	Name	Sub	M. Sub	Min	Throws			Penalty Throws			Totals		
					G	P	T	G	P	T	G	P	T
2	MERREN Tyler	1		22	2		18	1		1	3		19
3	WALKER Zion												
4	FAISON Tre'shaun												
6	YOUNG Calahan			24	1		42				1		42
7	SIMPSON Matt			5			4						4
8	KING Christian	1		21	1		36				1		36
<b>TOTALS</b>					<b>4</b>		<b>100</b>	<b>1</b>		<b>1</b>	<b>5</b>		<b>101</b>

#### RUNNING SCORE

USA	1st Half	FRA
KING C	1 (0:00) 0	
MERREN T	2 (3:19) 0	
	2 (6:37) 1	BAICH N
	<b>2nd Half</b>	
MERREN T	3 (13:28) 1	
	3 (14:18) 2	OUNI E
YOUNG C	4 (16:59) 2	
MERREN T	5 (17:52) 2	
	5 (18:57) 3	BAICH N
	5 (21:28) 4	OUNI E

#### FRA - France

Uniform Colour: RED

No.	Name	Sub	M. Sub	Min	Throws			Penalty Throws			Totals		
					G	P	T	G	P	T	G	P	T
1	NEIMARLIJA Haris	1		9			4						4
2	OUNI Elias			24	2		32			1	2		33
3	BAICH Nabil	1		19	2		31				2		31
4	RAMOS-MARTINS Thomas												
5	BOUALIA Kada	2		19			32						32
6	DAUDIN Ambroise			1									
<b>TOTALS</b>					<b>4</b>		<b>99</b>			<b>1</b>	<b>4</b>		<b>100</b>

**Legend:**

**G** Goals      **HT** Half Time      **Min** Minutes Played      **M. Sub** Medical Substitution      **No.** Shirt Number      **P** Penalties  
**Sub** Substitution out      **T** Throws



### Game Statistics

Statistique de partie

Game No.15

**USA 5 - 4 FRA**

(HT 2 - 1)

Referee: DAWSON Janice (CAN)

Referee: MAHMOOD Azhi (IRQ)

#### USA - United States

No.	Name	Sub	M. Sub	Min	Throws			Penalty Throws			Extra		Totals			PM	OG	BK	BO	
					G	P	T	G	P	T	G	T	G	P	T					
2	MERREN Tyler	1		22	2		18	1		1			3		19			44		
3	WALKER Zion																			
4	FAISON Tre'shaun																			
6	YOUNG Calahan			24	1		42						1		42			16		
7	SIMPSON Matt			5			4								4			4		
8	KING Christian	1		21	1		36						1		36			27		
<b>TOTALS</b>							<b>4</b>		<b>100</b>		<b>1</b>				<b>5</b>		<b>101</b>	<b>1</b>		<b>91</b>

Team Penalties					Personal Penalties									
10	DG	UC	IC	N	SB	HB	LB	ES	ID	DG	UC	N		
1														

#### FRA - France

No.	Name	Sub	M. Sub	Min	Throws			Penalty Throws			Extra		Totals			PM	OG	BK	BO		
					G	P	T	G	P	T	G	T	G	P	T						
1	NEIMARLIJA Haris	1		9			4								4			11	1		
2	OUNI Elias			24	2		32			1			2		33			28	1		
3	BAICH Nabil	1		19	2		31						2		31			20			
4	RAMOS-MARTINS Thomas																				
5	BOUALIA Kada	2		19			32								32			19			
6	DAUDIN Ambroise			1														1			
<b>TOTALS</b>							<b>4</b>		<b>99</b>		<b>1</b>				<b>4</b>		<b>100</b>	<b>1</b>		<b>79</b>	<b>2</b>

Team Penalties					Personal Penalties									
10	DG	UC	IC	N	SB	HB	LB	ES	ID	DG	UC	N		
1														

**Legend:**

<b>10</b>	Ten Seconds	<b>BK</b>	Blocks	<b>BO</b>	Ball Over	<b>DG</b>	Delay of Game	<b>ES</b>	Eyeshades
<b>G</b>	Goals	<b>HB</b>	High Ball	<b>HT</b>	Half Time	<b>IC</b>	Illegal Coaching	<b>ID</b>	Illegal Defence
<b>LB</b>	Long Ball	<b>Min</b>	Minutes Played	<b>M.Sub</b>	Medical Substitution	<b>N</b>	Noise	<b>No.</b>	Shirt Number
<b>OG</b>	Own Goals	<b>P</b>	Penalties	<b>PM</b>	Penalties Made	<b>SB</b>	Short Ball	<b>Sub</b>	Substitution out
<b>T</b>	Throws	<b>UC</b>	Unsporting Conduct						



**Start List**

Liste de départ

**REVISED**  
31 AUG 12:55

**Game No.15**

**USA - FRA**

**Referee:** DAWSON Janice (CAN)

**Referee:** MAHMOOD Azhi (IRQ)

**USA - United States**

Uniform Colour: RED

No.	Name	Sport Class	Date of Birth	Competition Statistics		
				GP	Min	G
2	MERREN Tyler	B2	29 MAY 1984	1	18	1
3	WALKER Zion	B3	5 NOV 2001	1	1	
4	FAISON Tre'shaun	B2	30 JUL 2003	1	4	
6	YOUNG Calahan	B2	23 FEB 1995	1	23	6
7	SIMPSON Matt	B1	30 MAR 1990	1	13	
8	KING Christian	B3	17 OCT 1999	1	13	1

	USA	Played
PR	BRA	8-13
PR	FRA	31 AUG
PR	IRI	1 SEP

**Coach:** YOUNG Keith

**Assistant Coach:** WALLACE James

**Staff:** McDOWELL Adam Robert

**FRA - France**

Uniform Colour: RED

No.	Name	Sport Class	Date of Birth	Competition Statistics		
				GP	Min	G
1	NEIMARLIJA Haris	B1	29 MAY 1985	2	33	
2	OUNI Elias	B3	3 JAN 2006	2	41	7
3	BAICH Nabil	B3	24 SEP 1989	2	30	3
4	RAMOS-MARTINS Thomas	B2	3 MAY 1996	2	6	
5	BOUALIA Kada	B2	10 JUN 1988	2	24	2
6	DAUDIN Ambroise	B3	14 APR 1981	2	10	1

	FRA	Played
PR	BRA	5-8
PR	IRI	8-12
PR	USA	31 AUG

**Coach:** FOURNIER DIT CHABERT Vivien

**Assistant Coach:** DELANGLE Sylvain

**Staff:** MELIANDE COUSSIRAT Gilles

**Legend:**

**G** Goals Scored      **GP** Games Played      **Min** Minutes Played      **No.** Shirt Number

**PR** Preliminary Round

**REVISED**

Shirt colours (USA) changed





## Competition Summary

Résumé des compétitions

As of SAT 31 AUG 2024

Pool A					
Rank		BRA	IRI	USA	FRA
1	BRA		7-7 (3-1)	13-8 (7-6)	8-5 (5-4)
2	IRI	7-7 (1-3)		1 SEP	12-8 (7-4)
3	USA	8-13 (6-7)	1 SEP		5-4 (2-1)
4	FRA	5-8 (4-5)	8-12 (4-7)	4-5 (1-2)	

Games				Goals			Points
Played	Won	Draw	Lost	For	Against	Diff	
3	2	1	0	28	20	8	7
2	1	1	0	19	15	4	4
2	1	0	1	13	17	-4	3
3	0	0	3	17	25	-8	0

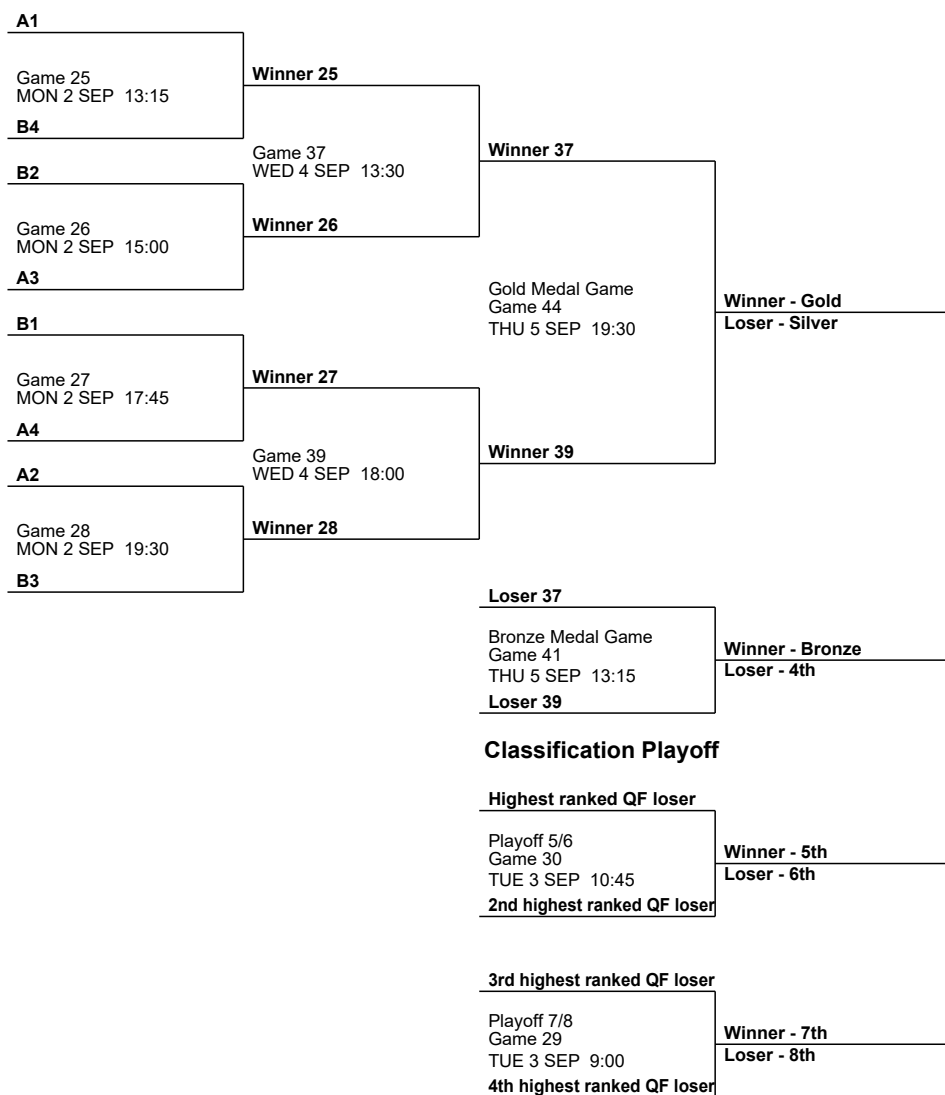
Pool B					
Rank		CHN	UKR	JPN	EGY
1	CHN		1 SEP	7-6 (5-3)	7-4 (5-1)
2	UKR	1 SEP		9-8 (4-5)	6-3 (3-1)
3	JPN	6-7 (3-5)	8-9 (5-4)		1 SEP
4	EGY	4-7 (1-5)	3-6 (1-3)	1 SEP	

Games				Goals			Points
Played	Won	Draw	Lost	For	Against	Diff	
2	2	0	0	14	10	4	6
2	2	0	0	15	11	4	6
2	0	0	2	14	16	-2	0
2	0	0	2	7	13	-6	0

### Quarterfinals

### Semifinals

### Finals



**Note:**

The final ranking in the round robin is determined by points earned. Ties are broken using the following methods in this order: Goal Difference, Number of Wins, Goals Against, Goal Difference in games between tied teams. Please refer to Goalball Rule 49.

**Legend:**

**Diff** Difference



### Game Results

Résultat de partie

Game No.17

**BRA 7 - 7 IRI**  
(HT 3 - 1)

Referee: LARSSON Patrik (SWE)

Referee: VUOKILA Juha (FIN)

#### BRA - Brazil

Uniform Colour: YELLOW

No.	Name	Sub	M. Sub	Min	Throws			Penalty Throws			Totals		
					G	P	T	G	P	T	G	P	T
3	SATURNINO Paulo			2			5						5
4	MORENO Leomon	1		13	1		23					1	23
5	SOUSA Josemarcio			12	1		21					1	21
6	MARQUES Romario			12			14						14
7	ERNESTO Emerson	1		22		1	21	1		1	1	1	22
9	DANTAS Andre	2		11	3		22	1		1	4		23
<b>TOTALS</b>					<b>5</b>	<b>1</b>	<b>106</b>	<b>2</b>		<b>2</b>	<b>7</b>	<b>1</b>	<b>108</b>

#### IRI - IR Iran

Uniform Colour: RED

No.	Name	Sub	M. Sub	Min	Throws			Penalty Throws			Totals		
					G	P	T	G	P	T	G	P	T
2	NAFISINASAB Mohammadmahdi	1		14			3						3
3	JAFARI Hassan	1		18		1	40					1	40
4	ABBASI Mahdi			10									
6	SARAFRAZ Nematollah			24	4		48				4		48
7	SOURI Milad			6	3	1	15			1	3	1	16
8	PARNIA JOMAIRAN Mohammad												
<b>TOTALS</b>					<b>7</b>	<b>2</b>	<b>106</b>			<b>1</b>	<b>7</b>	<b>2</b>	<b>107</b>

#### RUNNING SCORE

BRA	1st Half	IRI
DANTAS A	1 (0:12)	0
DANTAS A	2 (2:50)	0
	2 (4:58)	1 SARAFRAZ N
DANTAS A	3 (6:36)	1
<b>2nd Half</b>		
SOUSA J	4 (12:25)	1
MORENO L	5 (14:01)	1
	5 (17:37)	2 SARAFRAZ N
	5 (17:52)	3 SOURI M
DANTAS A	6 (19:53)	3
	6 (21:35)	4 SOURI M
ERNESTO E	7 (22:47)	4
	7 (22:49)	5 SARAFRAZ N
	7 (23:40)	6 SARAFRAZ N
	7 (23:55)	7 SOURI M

**Legend:**  
**G** Goals      **HT** Half Time      **Min** Minutes Played      **M. Sub** Medical Substitution      **No.** Shirt Number      **P** Penalties  
**Sub** Substitution out      **T** Throws



### Game Statistics

Statistique de partie

Game No.17

**BRA 7 - 7 IRI**  
(HT 3 - 1)

Referee: LARSSON Patrik (SWE)

Referee: VUOKILA Juha (FIN)

#### BRA - Brazil

No.	Name	Sub	M. Sub	Min	Throws			Penalty Throws			Extra		Totals			PM	OG	BK	BO	
					G	P	T	G	P	T	G	T	G	P	T					
3	SATURNINO Paulo			2			5								5			3		
4	MORENO Leomon	1		13	1		23							1		23		14		
5	SOUSA Josemarcio			12	1		21							1		21		8		
6	MARQUES Romario			12			14									14		12		
7	ERNESTO Emerson	1		22		1	21	1		1				1	1	22	1	32	1	
9	DANTAS Andre	2		11	3		22	1		1				4		23		17		
<b>TOTALS</b>							<b>5</b>	<b>1</b>	<b>106</b>	<b>2</b>		<b>2</b>			<b>7</b>	<b>1</b>	<b>108</b>	<b>1</b>	<b>86</b>	<b>1</b>

Team Penalties					Personal Penalties									
10	DG	UC	IC	N	SB	HB	LB	ES	ID	DG	UC	N		
							1							

#### IRI - IR Iran

No.	Name	Sub	M. Sub	Min	Throws			Penalty Throws			Extra		Totals			PM	OG	BK	BO
					G	P	T	G	P	T	G	T	G	P	T				
2	NAFISINASAB Mohammadmahdi	1		14			3								3			20	1
3	JAFARI Hassan	1		18		1	40							1	40	1		16	
4	ABBASI Mahdi			10														15	
6	SARAFRAZ Nematollah			24	4		48							4		48		31	
7	SOURI Milad			6	3	1	15			1				3	1	16	1	7	2
8	PARNIA JOMAIRAN Mohammad																		
<b>TOTALS</b>							<b>7</b>	<b>2</b>	<b>106</b>		<b>1</b>			<b>7</b>	<b>2</b>	<b>107</b>	<b>2</b>	<b>89</b>	<b>3</b>

Team Penalties					Personal Penalties									
10	DG	UC	IC	N	SB	HB	LB	ES	ID	DG	UC	N		
						1	1							

Legend:											
<b>10</b>	Ten Seconds	<b>BK</b>	Blocks	<b>BO</b>	Ball Over	<b>DG</b>	Delay of Game	<b>ES</b>	Eyeshades		
<b>G</b>	Goals	<b>HB</b>	High Ball	<b>HT</b>	Half Time	<b>IC</b>	Illegal Coaching	<b>ID</b>	Illegal Defence		
<b>LB</b>	Long Ball	<b>Min</b>	Minutes Played	<b>M.Sub</b>	Medical Substitution	<b>N</b>	Noise	<b>No.</b>	Shirt Number		
<b>OG</b>	Own Goals	<b>P</b>	Penalties	<b>PM</b>	Penalties Made	<b>SB</b>	Short Ball	<b>Sub</b>	Substitution out		
<b>T</b>	Throws	<b>UC</b>	Unsporting Conduct								



**Start List**

Liste de départ

**REVISED**  
31 AUG 17:07

Game No.17

**BRA - IRI**

Referee: LARSSON Patrik (SWE)

Referee: VUOKILA Juha (FIN)

**BRA - Brazil**

Uniform Colour: YELLOW

No.	Name	Sport Class	Date of Birth	Competition Statistics		
				GP	Min	G
3	SATURNINO Paulo	B2	1 JUN 1998	2	6	1
4	MORENO Leomon	B1	21 AUG 1993	2	32	6
5	SOUSA Josemarcio	B3	8 SEP 1995	2	28	2
6	MARQUES Romario	B1	20 JUL 1989	2	7	2
7	ERNESTO Emerson	B3	11 FEB 1999	2	42	3
9	DANTAS Andre	B3	19 MAY 1995	2	29	7

	BRA	Played
PR	FRA	8-5
PR	USA	13-8
PR	IRI	31 AUG

Coach: CASTRO Jonatas

Assistant Coach: BRANDOLIN Fabio

Staff: MARTINS Daniel

**IRI - IR Iran**

Uniform Colour: RED

No.	Name	Sport Class	Date of Birth	Competition Statistics		
				GP	Min	G
2	NAFISINASAB Mohammadmahdi	B3	5 APR 2003	1	12	
3	JAFARI Hassan	B2	25 MAR 1990	1	20	8
4	ABBASI Mahdi	B1	2 NOV 1998	1	12	
6	SARAFRAZ Nematollah	B2	22 JUN 1985	1	12	1
7	SOURI Milad	B2	30 APR 1995	1	8	2
8	PARNIA JOMAIRAN Mohammad	B3	3 DEC 1991	1	8	1

	IRI	Played
PR	FRA	12-8
PR	BRA	31 AUG
PR	USA	1 SEP

Coach: DOUSTI VALA Bahman

Assistant Coach: KARMKOULIVAND Mohamad

Legend:							
G	Goals Scored	GP	Games Played	Min	Minutes Played	No.	Shirt Number
PR	Preliminary Round						

**REVISED**

Mazloumi IRI removed for this game



## Competition Summary

Résumé des compétitions

As of SUN 1 SEP 2024

Pool A					
Rank		BRA	USA	IRI	FRA
1	BRA		13-8 (7-6)	7-7 (3-1)	8-5 (5-4)
2	USA	8-13 (6-7)		14-7 (9-3)	5-4 (2-1)
3	IRI	7-7 (1-3)	7-14 (3-9)		12-8 (7-4)
4	FRA	5-8 (4-5)	4-5 (1-2)	8-12 (4-7)	

Games				Goals			Points
Played	Won	Draw	Lost	For	Against	Diff	
3	2	1	0	28	20	8	7
3	2	0	1	27	24	3	6
3	1	1	1	26	29	-3	4
3	0	0	3	17	25	-8	0


Pool B					
Rank		CHN	UKR	JPN	EGY
1	CHN		1 SEP	7-6 (5-3)	7-4 (5-1)
2	UKR	1 SEP		9-8 (4-5)	6-3 (3-1)
3	JPN	6-7 (3-5)	8-9 (5-4)		11-1 (6-1)
4	EGY	4-7 (1-5)	3-6 (1-3)	1-11 (1-6)	

Games				Goals			Points
Played	Won	Draw	Lost	For	Against	Diff	
2	2	0	0	14	10	4	6
2	2	0	0	15	11	4	6
3	1	0	2	25	17	8	3
3	0	0	3	8	24	-16	0

### Quarterfinals

### Semifinals

### Finals



### Classification Playoff

#### Highest ranked QF loser

Playoff 5/6 Game 30 TUE 3 SEP 10:45	Winner - 5th Loser - 6th
---	-----------------------------

#### 2nd highest ranked QF loser

#### 3rd highest ranked QF loser

Playoff 7/8 Game 29 TUE 3 SEP 9:00	Winner - 7th Loser - 8th
--	-----------------------------

#### 4th highest ranked QF loser

#### Note:

The final ranking in the round robin is determined by points earned. Ties are broken using the following methods in this order: Goal Difference, Number of Wins, Goals Against, Goal Difference in games between tied teams. Please refer to Goalball Rule 49.

#### Legend:

Diff Difference      Q Qualified for Quarterfinals



### Game Results

Résultat de partie

Game No.21

**IRI 7 - 14 USA**  
(HT 3 - 9)

Referee: KUPER Sarah (GER)

Referee: DAGENAIS Claude (CAN)

#### IRI - IR Iran

Uniform Colour: WHITE

No.	Name	Sub	M. Sub	Min	Throws			Penalty Throws			Totals		
					G	P	T	G	P	T	G	P	T
2	NAFISINASAB Mohammadmahdi	1		19		1	7					1	7
3	JAFARI Hassan	2		13	1	2	28	1		2	2	2	30
4	ABBASI Mahdi			5									
6	SARAFRAZ Nematollah	1		15			32						32
7	SOURI Milad			17	5		43			1	5		44
8	PARNIA JOMAIRAN Mohammad			3			5						5
<b>TOTALS</b>					<b>6</b>	<b>3</b>	<b>115</b>	<b>1</b>		<b>3</b>	<b>7</b>	<b>3</b>	<b>118</b>

#### USA - United States

Uniform Colour: RED

No.	Name	Sub	M. Sub	Min	Throws			Penalty Throws			Totals		
					G	P	T	G	P	T	G	P	T
2	MERREN Tyler			24			18	2		2	2		20
3	WALKER Zion			3			8						8
4	FAISON Tre'shaun												
6	YOUNG Calahan	1		21	5	1	47	1		1	6	1	48
7	SIMPSON Matt			12	3	1	24				3	1	24
8	KING Christian	1		12	3		19				3		19
<b>TOTALS</b>					<b>11</b>	<b>2</b>	<b>116</b>	<b>3</b>		<b>3</b>	<b>14</b>	<b>2</b>	<b>119</b>

#### RUNNING SCORE

IRI	1st Half	USA
	0 (0:44)	1 YOUNG C
	0 (1:26)	2 YOUNG C
	0 (3:56)	3 MERREN T
	0 (6:05)	4 MERREN T
	0 (6:13)	5 KING C
	0 (7:54)	6 YOUNG C
SOURI M	1 (8:16)	6
	1 (8:48)	7 KING C
SOURI M	2 (8:52)	7
SOURI M	3 (9:17)	7
	3 (9:21)	8 KING C
	3 (11:57)	9 SIMPSON M
	<b>2nd Half</b>	
JAFARI H	4 (16:22)	9
	4 (16:26)	10 YOUNG C
JAFARI H	5 (17:11)	10
	5 (18:11)	11 YOUNG C
	5 (19:48)	12 SIMPSON M
	5 (20:01)	13 YOUNG C
SOURI M	6 (21:28)	13
	6 (21:33)	14 SIMPSON M
SOURI M	7 (21:38)	14

<b>Legend:</b>	<b>G</b> Goals	<b>HT</b> Half Time	<b>Min</b> Minutes Played	<b>M. Sub</b> Medical Substitution	<b>No.</b> Shirt Number	<b>P</b> Penalties
	<b>Sub</b> Substitution out	<b>T</b> Throws				



### Game Statistics

Statistique de partie

Game No.21

IRI 7 - 14 USA  
(HT 3 - 9)

Referee: KUPER Sarah (GER)

Referee: DAGENAIS Claude (CAN)

#### IRI - IR Iran

No.	Name	Sub	M. Sub	Min	Throws			Penalty Throws			Extra		Totals			PM	OG	BK	BO
					G	P	T	G	P	T	G	T	G	P	T				
2	NAFISINASAB Mohammadmahdi	1		19		1	7							1	7		37	1	
3	JAFARI Hassan	2		13	1	2	28	1		2				2	2	30	4		
4	ABBASI Mahdi			5													11	1	
6	SARAFRAZ Nematollah	1		15			32									32	16		
7	SOURI Milad			17	5		43			1			5		44	14	1		
8	PARNIA JOMAIRAN Mohammad			3			5								5	3			
<b>TOTALS</b>					<b>6</b>	<b>3</b>	<b>115</b>	<b>1</b>		<b>3</b>			<b>7</b>	<b>3</b>	<b>118</b>	<b>3</b>	<b>85</b>	<b>3</b>	

Team Penalties					Personal Penalties									
10	DG	UC	IC	N	SB	HB	LB	ES	ID	DG	UC	N		
						1	2							

#### USA - United States

No.	Name	Sub	M. Sub	Min	Throws			Penalty Throws			Extra		Totals			PM	OG	BK	BO
					G	P	T	G	P	T	G	T	G	P	T				
2	MERREN Tyler			24			18	2		2			2		20		37		
3	WALKER Zion			3			8								8		2		
4	FAISON Tre'shaun																		
6	YOUNG Calahan	1		21	5	1	47	1		1			6	1	48	1	16		
7	SIMPSON Matt			12	3	1	24						3	1	24	2	12		
8	KING Christian	1		12	3		19						3		19		16	1	
<b>TOTALS</b>					<b>11</b>	<b>2</b>	<b>116</b>	<b>3</b>		<b>3</b>			<b>14</b>	<b>2</b>	<b>119</b>	<b>3</b>	<b>83</b>	<b>1</b>	

Team Penalties					Personal Penalties									
10	DG	UC	IC	N	SB	HB	LB	ES	ID	DG	UC	N		
							2	1						

**Legend:**

<b>10</b>	Ten Seconds	<b>BK</b>	Blocks	<b>BO</b>	Ball Over	<b>DG</b>	Delay of Game	<b>ES</b>	Eyeshades
<b>G</b>	Goals	<b>HB</b>	High Ball	<b>HT</b>	Half Time	<b>IC</b>	Illegal Coaching	<b>ID</b>	Illegal Defence
<b>LB</b>	Long Ball	<b>Min</b>	Minutes Played	<b>M.Sub</b>	Medical Substitution	<b>N</b>	Noise	<b>No.</b>	Shirt Number
<b>OG</b>	Own Goals	<b>P</b>	Penalties	<b>PM</b>	Penalties Made	<b>SB</b>	Short Ball	<b>Sub</b>	Substitution out
<b>T</b>	Throws	<b>UC</b>	Unsporting Conduct						



### Start List

Liste de départ

**REVISED**  
1 SEP 12:54

Game No.21

**IRI - USA**

Referee: KUPER Sarah (GER)

Referee: DAGENAIS Claude (CAN)

#### IRI - IR Iran

Uniform Colour: WHITE

No.	Name	Sport Class	Date of Birth	Competition Statistics		
				GP	Min	G
2	NAFISINASAB Mohammadmahdi	B3	5 APR 2003	2	26	
3	JAFARI Hassan	B2	25 MAR 1990	2	38	8
4	ABBASI Mahdi	B1	2 NOV 1998	2	22	
6	SARAFRAZ Nematollah	B2	22 JUN 1985	2	36	5
7	SOURI Milad	B2	30 APR 1995	2	14	5
8	PARNIA JOMAIRAN Mohammad	B3	3 DEC 1991	2	8	1

IRI	Played
PR FRA	12-8
PR BRA	7-7
PR USA	1 SEP

Coach: DOUSTI VALA Bahman

Assistant Coach: KARMKOULIVAND Mohamad

#### USA - United States

Uniform Colour: RED

No.	Name	Sport Class	Date of Birth	Competition Statistics		
				GP	Min	G
2	MERREN Tyler	B2	29 MAY 1984	2	40	4
3	WALKER Zion	B3	5 NOV 2001	2	1	
4	FAISON Tre'shaun	B2	30 JUL 2003	2	4	
6	YOUNG Calahan	B2	23 FEB 1995	2	47	7
7	SIMPSON Matt	B1	30 MAR 1990	2	18	
8	KING Christian	B3	17 OCT 1999	2	34	2

USA	Played
PR BRA	8-13
PR FRA	5-4
PR IRI	1 SEP

Coach: YOUNG Keith

Assistant Coach: WALLACE James

Staff: McDOWELL Adam Robert

**Legend:**

**G** Goals Scored      **GP** Games Played      **Min** Minutes Played      **No.** Shirt Number  
**PR** Preliminary Round

**REVISED**

Mazloumi IRI removed for this Game





## Competition Summary

Résumé des compétitions

As of THU 29 AUG 2024

Pool A					
Rank		BRA	IRI	USA	FRA
	BRA		31 AUG	30 AUG	29 AUG
	IRI	31 AUG		1 SEP	30 AUG
	USA	30 AUG	1 SEP		31 AUG
	FRA	29 AUG	30 AUG	31 AUG	

Games				Goals			Points
Played	Won	Draw	Lost	For	Against	Diff	
0							
0							
0							
0							

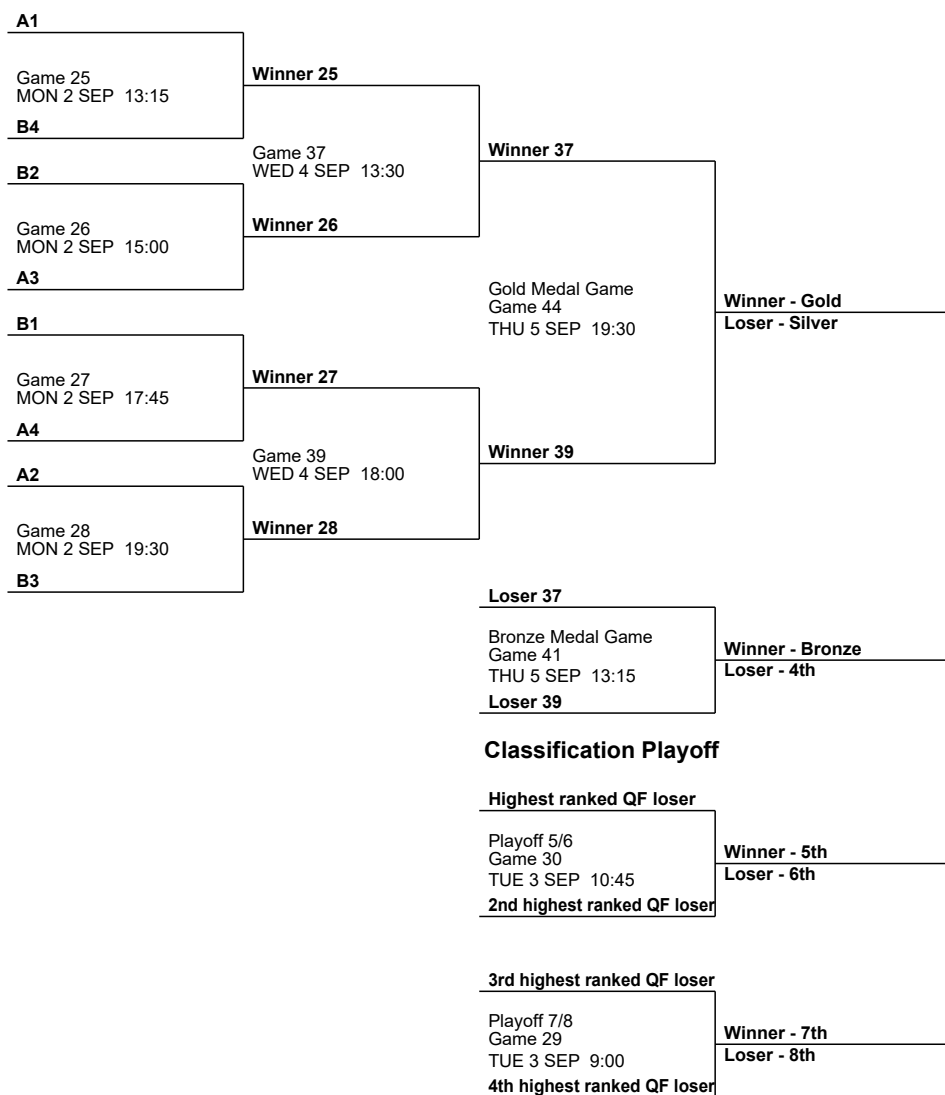
Pool B					
Rank		CHN	JPN	EGY	UKR
1	CHN		7-6 (5-3)	31 AUG	1 SEP
2	JPN	6-7 (3-5)		1 SEP	30 AUG
	EGY	31 AUG	1 SEP		29 AUG
	UKR	1 SEP	30 AUG	29 AUG	

Games				Goals			Points
Played	Won	Draw	Lost	For	Against	Diff	
1	1	0	0	7	6	1	3
1	0	0	1	6	7	-1	0
0							
0							

### Quarterfinals

### Semifinals

### Finals



**Note:**

The final ranking in the round robin is determined by points earned. Ties are broken using the following methods in this order: Goal Difference, Number of Wins, Goals Against, Goal Difference in games between tied teams. Please refer to Goalball Rule 49.

**Legend:**

**Diff** Difference



### Game Results

Résultat de partie

**REVISED**  
29 AUG 20:35

Game No.1

**CHN 7 - 6 JPN**  
(HT 5 - 3)

Referee: DAGENAIS Claude (CAN)

Referee: AGUADO Raquel (ESP)

#### CHN - China

Uniform Colour: RED

No.	Name	Sub	M. Sub	Min	Throws			Penalty Throws			Totals		
					G	P	T	G	P	T	G	P	T
3	YANG Mingyuan			24	4	1	50	2			6	1	52
4	CHEN Liang Liang												
5	HU Ming Yao			24	1		38				1		38
6	YU Qinquan			24			2						2
7	YU Deyi												
9	WANG Jinhao												
<b>TOTALS</b>					<b>5</b>	<b>1</b>	<b>90</b>	<b>2</b>		<b>2</b>	<b>7</b>	<b>1</b>	<b>92</b>

#### RUNNING SCORE

CHN	1st Half	JPN
YANG M	1 (2:29)	0
	1 (2:37)	1 KANEKO K
	1 (3:39)	2 MIYAJIKI K
YANG M	2 (5:19)	2
YANG M	3 (5:34)	2
	3 (6:55)	3 MIYAJIKI K
YANG M	4 (8:50)	3
YANG M	5 (11:04)	3
<b>2nd Half</b>		
	5 (12:59)	4 SANO Y
HU MY	6 (14:15)	4
	6 (14:47)	5 KANEKO K
	6 (16:45)	6 KANEKO K
YANG M	7 (22:51)	6

#### JPN - Japan

Uniform Colour: BLACK

No.	Name	Sub	M. Sub	Min	Throws			Penalty Throws			Totals		
					G	P	T	G	P	T	G	P	T
1	SANO Yuto	1		11	1		21				1		21
2	TORII Haruki												
4	TAGUCHI Yuji	1		15									
5	HAGIWARA Naoki			10									
7	KANEKO Kazuya	1		19	3	1	38			1	3	1	39
8	MIYAJIKI Koji	1		17	2		34				2		34
<b>TOTALS</b>					<b>6</b>	<b>1</b>	<b>93</b>			<b>1</b>	<b>6</b>	<b>1</b>	<b>94</b>

Legend:  
**G** Goals      **HT** Half Time      **Min** Minutes Played      **M. Sub** Medical Substitution      **No.** Shirt Number      **P** Penalties  
**Sub** Substitution out      **T** Throws

REVISED      Statistics updated



### Game Statistics

Statistique de partie

**REVISED**  
29 AUG 20:35

Game No.1

**CHN 7 - 6 JPN**

(HT 5 - 3)

Referee: DAGENAIS Claude (CAN)

Referee: AGUADO Raquel (ESP)

#### CHN - China

No.	Name	Sub	M. Sub	Min	Throws			Penalty Throws			Extra		Totals			PM	OG	BK	BO
					G	P	T	G	P	T	G	T	G	P	T				
3	YANG Mingyuan			24	4	1	50	2		2			6	1	52	1		17	
4	CHEN Liang Liang																		2
5	HU Ming Yao			24	1		38						1		38			28	1
6	YU Qinquan			24			2								2			34	2
7	YU Deyi																		
9	WANG Jinhao																		
<b>TOTALS</b>					<b>5</b>	<b>1</b>	<b>90</b>	<b>2</b>		<b>2</b>			<b>7</b>	<b>1</b>	<b>92</b>	<b>1</b>		<b>79</b>	<b>5</b>

Team Penalties					Personal Penalties									
10	DG	UC	IC	N	SB	HB	LB	ES	ID	DG	UC	N		
							1							

#### JPN - Japan

No.	Name	Sub	M. Sub	Min	Throws			Penalty Throws			Extra		Totals			PM	OG	BK	BO
					G	P	T	G	P	T	G	T	G	P	T				
1	SANO Yuto	1		11	1		21						1		21			17	
2	TORII Haruki																		
4	TAGUCHI Yuji	1		15														11	1
5	HAGIWARA Naoki			10														9	2
7	KANEKO Kazuya	1		19	3	1	38			1			3	1	39	1		19	
8	MIYAJIKI Koji	1		17	2		34						2		34			20	
<b>TOTALS</b>					<b>6</b>	<b>1</b>	<b>93</b>			<b>1</b>			<b>6</b>	<b>1</b>	<b>94</b>	<b>2</b>		<b>76</b>	<b>3</b>

Team Penalties					Personal Penalties									
10	DG	UC	IC	N	SB	HB	LB	ES	ID	DG	UC	N		
				1			1							

#### Legend:

<b>10</b>	Ten Seconds	<b>BK</b>	Blocks	<b>BO</b>	Ball Over	<b>DG</b>	Delay of Game	<b>ES</b>	Eyeshades
<b>G</b>	Goals	<b>HB</b>	High Ball	<b>HT</b>	Half Time	<b>IC</b>	Illegal Coaching	<b>ID</b>	Illegal Defence
<b>LB</b>	Long Ball	<b>Min</b>	Minutes Played	<b>M.Sub</b>	Medical Substitution	<b>N</b>	Noise	<b>No.</b>	Shirt Number
<b>OG</b>	Own Goals	<b>P</b>	Penalties	<b>PM</b>	Penalties Made	<b>SB</b>	Short Ball	<b>Sub</b>	Substitution out
<b>T</b>	Throws	<b>UC</b>	Unsporting Conduct						

REVISED

Statistics updated



### Start List

Liste de départ

**REVISED**  
29 AUG 8:47

Game No.1

**CHN - JPN**

Referee: DAGENAIS Claude (CAN)

Referee: AGUADO Raquel (ESP)

#### CHN - China

Uniform Colour: RED

No.	Name	Sport Class	Date of Birth	Competition Statistics		
				GP	Min	G
3	YANG Mingyuan	B2	13 JAN 1998			
4	CHEN Liang Liang	B1	28 SEP 1984			
5	HU Ming Yao	B2	14 JAN 1995			
6	YU Qinquan	B1	19 APR 1996			
7	YU Deyi	B2	16 NOV 1997			
9	WANG Jinhao	B2	24 FEB 2001			

	CHN	Played
PR	JPN	29 AUG
PR	EGY	31 AUG
PR	UKR	1 SEP

Coach: YIN Shiqiang

Assistant Coach: GUO Peng

Staff: FU Juan

#### JPN - Japan

Uniform Colour: BLACK

No.	Name	Sport Class	Date of Birth	Competition Statistics		
				GP	Min	G
1	SANO Yuto	B3	20 JUN 2000			
2	TORII Haruki	B3	7 AUG 2004			
4	TAGUCHI Yuji	B2	16 FEB 1991			
5	HAGIWARA Naoki	B3	28 OCT 1996			
7	KANEKO Kazuya	B3	8 FEB 2000			
8	MIYAJIKI Koji	B3	20 MAR 1995			

	JPN	Played
PR	CHN	29 AUG
PR	UKR	30 AUG
PR	EGY	1 SEP

Coach: KUDO Rikiya

Assistant Coach: HAYASHI Ryoga

Staff: TOCHIGI Takahiro

#### Legend:

**G** Goals Scored      **GP** Games Played      **Min** Minutes Played      **No.** Shirt Number  
**PR** Preliminary Round

**REVISED** changed Staff CHN



## Competition Summary

Résumé des compétitions

As of THU 29 AUG 2024

Pool A					
Rank		BRA	IRI	USA	FRA
	BRA		31 AUG	30 AUG	29 AUG
	IRI	31 AUG		1 SEP	30 AUG
	USA	30 AUG	1 SEP		31 AUG
	FRA	29 AUG	30 AUG	31 AUG	

Games				Goals			Points
Played	Won	Draw	Lost	For	Against	Diff	
0							
0							
0							
0							

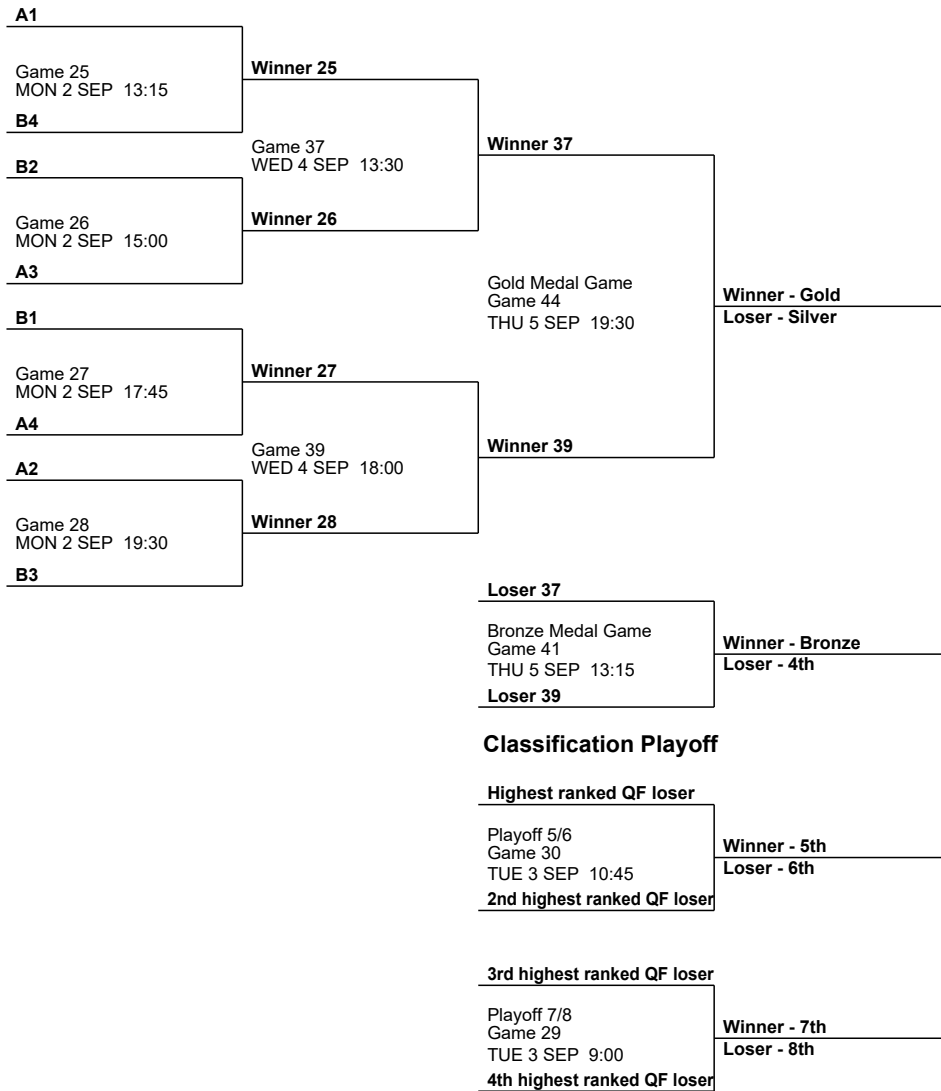
Pool B					
Rank		UKR	CHN	JPN	EGY
1	UKR		1 SEP	30 AUG	6-3 (3-1)
2	CHN	1 SEP		7-6 (5-3)	31 AUG
3	JPN	30 AUG	6-7 (3-5)		1 SEP
4	EGY	3-6 (1-3)	31 AUG	1 SEP	

Games				Goals			Points
Played	Won	Draw	Lost	For	Against	Diff	
1	1	0	0	6	3	3	3
1	1	0	0	7	6	1	3
1	0	0	1	6	7	-1	0
1	0	0	1	3	6	-3	0

### Quarterfinals

### Semifinals

### Finals



**Note:**

The final ranking in the round robin is determined by points earned. Ties are broken using the following methods in this order: Goal Difference, Number of Wins, Goals Against, Goal Difference in games between tied teams. Please refer to Goalball Rule 49.

**Legend:**

**Diff** Difference



### Game Results

Résultat de partie

Game No.3

**UKR 6 - 3 EGY**  
(HT 3 - 1)

Referee: KUPER Sarah (GER)

Referee: ONO Kazuto (JPN)

#### UKR - Ukraine

Uniform Colour: YELLOW

No.	Name	Sub	M. Sub	Min	Throws			Penalty Throws			Totals		
					G	P	T	G	P	T	G	P	T
1	OLIINYK VasyI			24	3		45	1		1	4		46
2	STRELCHYK Anton			12	1		25				1		25
3	SYDORENKO Fedir												
4	TSYHANENKO Yevheniy												
5	ZHYHALIN Rodion			12	1		21			1	1		22
7	TOPORKOV Oleksandr			24									
<b>TOTALS</b>					<b>5</b>		<b>91</b>	<b>1</b>		<b>2</b>	<b>6</b>		<b>93</b>

#### EGY - Egypt

Uniform Colour: BLACK

No.	Name	Sub	M. Sub	Min	Throws			Penalty Throws			Totals		
					G	P	T	G	P	T	G	P	T
3	ABDELRAZEK Ahmed			24			1						1
4	YOUSEF Moaaz												
5	AWWAD Sayed	1		19	1		34				1		34
7	MOHAMED Omar			15	2		32			1	2		33
8	ISMAEIL Mohamed												
9	ELSAYED Ahmed	1		14		2	26					2	26
<b>TOTALS</b>					<b>3</b>	<b>2</b>	<b>93</b>			<b>1</b>	<b>3</b>	<b>2</b>	<b>94</b>

#### RUNNING SCORE

UKR	1st Half	EGY
OLIINYK V	1 (0:16)	0
ZHYHALIN R	2 (5:35)	0
OLIINYK V	3 (8:40)	0
	3 (11:43)	1 MOHAMED O
	<b>2nd Half</b>	
OLIINYK V	4 (12:48)	1
	4 (14:08)	2 AWWAD S
OLIINYK V	5 (16:07)	2
	5 (18:01)	3 MOHAMED O
STRELCHYK A	6 (22:40)	3

**Legend:**  
**G** Goals      **HT** Half Time      **Min** Minutes Played      **M. Sub** Medical Substitution      **No.** Shirt Number      **P** Penalties  
**Sub** Substitution out      **T** Throws



### Game Statistics

Statistique de partie

Game No.3

**UKR 6 - 3 EGY**  
(HT 3 - 1)

Referee: KUPER Sarah (GER)

Referee: ONO Kazuto (JPN)

#### UKR - Ukraine

No.	Name	Sub	M. Sub	Min	Throws			Penalty Throws			Extra		Totals			PM	OG	BK	BO
					G	P	T	G	P	T	G	T	G	P	T				
1	OLIINYK Vasyl			24	3		45	1		1			4		46			23	
2	STRELCHYK Anton			12	1		25						1		25			18	
3	SYDORENKO Fedir																		
4	TSYHANENKO Yevheniy																		
5	ZHYHALIN Rodion			12	1		21			1			1		22			9	2
7	TOPORKOV Oleksandr			24														28	
<b>TOTALS</b>					<b>5</b>		<b>91</b>	<b>1</b>		<b>2</b>			<b>6</b>		<b>93</b>	<b>1</b>		<b>78</b>	<b>2</b>

Team Penalties					Personal Penalties									
10	DG	UC	IC	N	SB	HB	LB	ES	ID	DG	UC	N		
	1													

#### EGY - Egypt

No.	Name	Sub	M. Sub	Min	Throws			Penalty Throws			Extra		Totals			PM	OG	BK	BO
					G	P	T	G	P	T	G	T	G	P	T				
3	ABDELRAZEK Ahmed			24			1								1			35	
4	YOUSEF Moaaz																		
5	AWWAD Sayed	1		19	1		34						1		34			18	1
7	MOHAMED Omar			15	2		32			1			2		33			19	2
8	ISMAEIL Mohamed																		
9	ELSAYED Ahmed	1		14			26							2	26	2		11	1
<b>TOTALS</b>					<b>3</b>	<b>2</b>	<b>93</b>			<b>1</b>			<b>3</b>	<b>2</b>	<b>94</b>	<b>2</b>		<b>83</b>	<b>4</b>

Team Penalties					Personal Penalties									
10	DG	UC	IC	N	SB	HB	LB	ES	ID	DG	UC	N		
							2							

#### Legend:

<b>10</b>	Ten Seconds	<b>BK</b>	Blocks	<b>BO</b>	Ball Over	<b>DG</b>	Delay of Game	<b>ES</b>	Eyeshades
<b>G</b>	Goals	<b>HB</b>	High Ball	<b>HT</b>	Half Time	<b>IC</b>	Illegal Coaching	<b>ID</b>	Illegal Defence
<b>LB</b>	Long Ball	<b>Min</b>	Minutes Played	<b>M.Sub</b>	Medical Substitution	<b>N</b>	Noise	<b>No.</b>	Shirt Number
<b>OG</b>	Own Goals	<b>P</b>	Penalties	<b>PM</b>	Penalties Made	<b>SB</b>	Short Ball	<b>Sub</b>	Substitution out
<b>T</b>	Throws	<b>UC</b>	Unsporting Conduct						



### Start List

Liste de départ

**REVISED**  
29 AUG 8:18

Game No.3

**UKR - EGY**

Referee: KUPER Sarah (GER)

Referee: ONO Kazuto (JPN)

#### UKR - Ukraine

Uniform Colour: YELLOW

No.	Name	Sport Class	Date of Birth	Competition Statistics		
				GP	Min	G
1	OLIINYK VasyI	B2	10 JAN 1996			
2	STRELCHYK Anton	B3	4 MAR 1992			
3	SYDORENKO Fedir	B3	21 DEC 1999			
4	TSYHANENKO Yevheniy	B3	10 DEC 1990			
5	ZHYHALIN Rodion	B2	21 MAY 1985			
7	TOPORKOV Oleksandr	B2	31 MAY 1991			

	UKR	Played
PR	EGY	29 AUG
PR	JPN	30 AUG
PR	CHN	1 SEP

Coach: DUBROVIN Fedir

Assistant Coach: DUBROVIN Anton

Staff: POSHYVAILO Viktoriia

#### EGY - Egypt

Uniform Colour: BLACK

No.	Name	Sport Class	Date of Birth	Competition Statistics		
				GP	Min	G
3	ABDELRAZEK Ahmed	B2	28 JAN 2003			
4	YOUSEF Moaaz	B3	16 JAN 2002			
5	AWWAD Sayed	B3	1 MAR 2002			
7	MOHAMED Omar	B3	2 AUG 1997			
8	ISMAEIL Mohamed	B1	13 AUG 2007			
9	ELSAYED Ahmed	B2	17 JAN 2002			

	EGY	Played
PR	UKR	29 AUG
PR	CHN	31 AUG
PR	JPN	1 SEP

Coach: FARAHAT Mohamed

Assistant Coach: ALI HossameIdin

Staff: EWEN Ahmed

#### Legend:

**G** Goals Scored      **GP** Games Played      **Min** Minutes Played      **No.** Shirt Number

**PR** Preliminary Round

**REVISED**

added staff UKR Poshyvailo





## Competition Summary

Résumé des compétitions

As of FRI 30 AUG 2024

Pool A					
Rank		BRA	IRI	USA	FRA
1	BRA		31 AUG	13-8 (7-6)	8-5 (5-4)
2	IRI	31 AUG		1 SEP	12-8 (7-4)
3	USA	8-13 (6-7)	1 SEP		31 AUG
4	FRA	5-8 (4-5)	8-12 (4-7)	31 AUG	

Games				Goals			Points
Played	Won	Draw	Lost	For	Against	Diff	
2	2	0	0	21	13	8	6
1	1	0	0	12	8	4	3
1	0	0	1	8	13	-5	0
2	0	0	2	13	20	-7	0

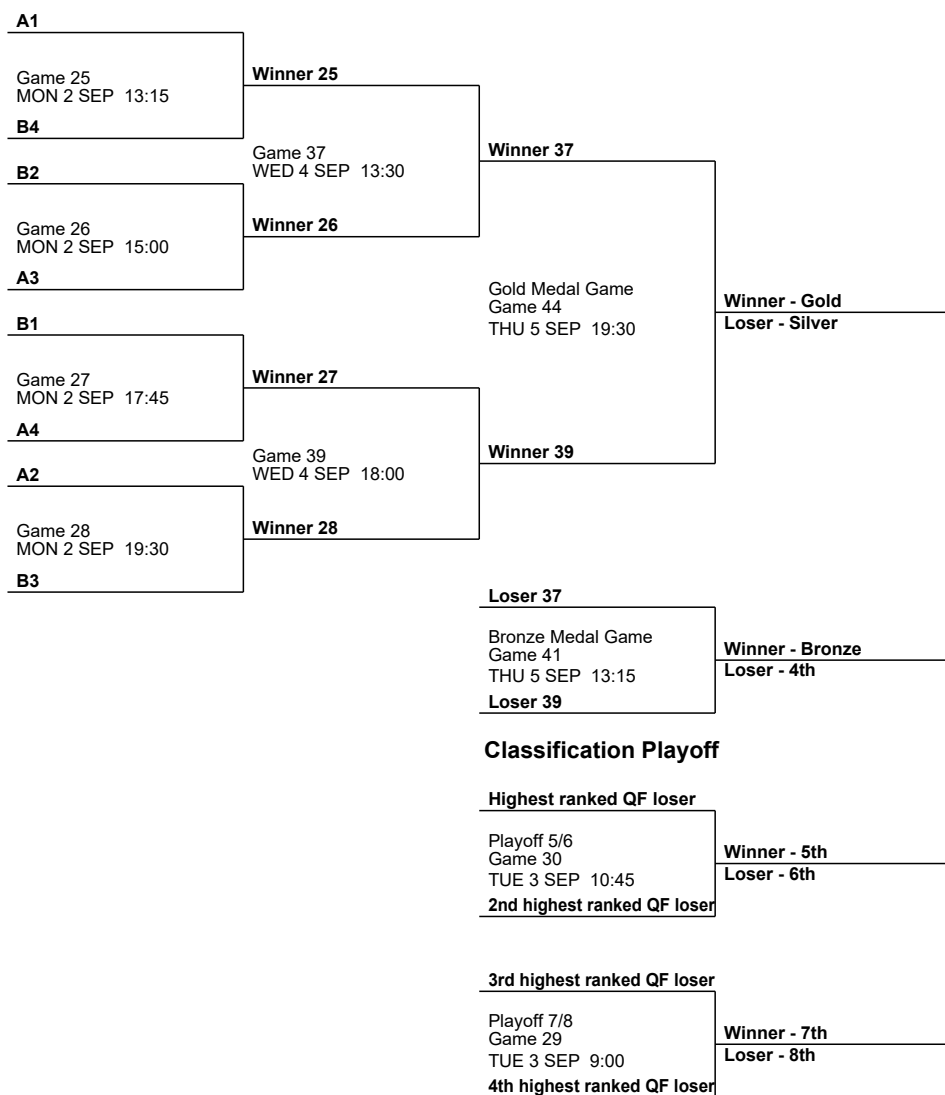
Pool B					
Rank		UKR	CHN	JPN	EGY
1	UKR		1 SEP	9-8 (4-5)	6-3 (3-1)
2	CHN	1 SEP		7-6 (5-3)	31 AUG
3	JPN	8-9 (5-4)	6-7 (3-5)		1 SEP
4	EGY	3-6 (1-3)	31 AUG	1 SEP	

Games				Goals			Points
Played	Won	Draw	Lost	For	Against	Diff	
2	2	0	0	15	11	4	6
1	1	0	0	7	6	1	3
2	0	0	2	14	16	-2	0
1	0	0	1	3	6	-3	0

### Quarterfinals

### Semifinals

### Finals



**Note:**

The final ranking in the round robin is determined by points earned. Ties are broken using the following methods in this order: Goal Difference, Number of Wins, Goals Against, Goal Difference in games between tied teams. Please refer to Goalball Rule 49.

**Legend:**

**Diff** Difference



### Game Results

Résultat de partie

Game No.11

**JPN 8 - 9 UKR**  
(HT 5 - 4)

Referee: OBEIDAT Manar (JOR)

Referee: VAITIEKUS Romualdas (LTU)

#### JPN - Japan

Uniform Colour: RED

No.	Name	Sub	M. Sub	Min	Throws			Penalty Throws			Totals		
					G	P	T	G	P	T	G	P	T
1	SANO Yuto	1		17	1		33				1		33
2	TORII Haruki	1		2			4						4
4	TAGUCHI Yuji			12									
5	HAGIWARA Naoki			12									
7	KANEKO Kazuya	1		10	1		17				1		17
8	MIYAJIKI Koji	1		19	6		42				6		42
<b>TOTALS</b>							<b>8</b>				<b>8</b>		<b>96</b>

#### UKR - Ukraine

Uniform Colour: BLUE

No.	Name	Sub	M. Sub	Min	Throws			Penalty Throws			Totals		
					G	P	T	G	P	T	G	P	T
1	OLIINYK VasyI			24	5		44				5		44
2	STRELCHYK Anton			12	2		26				2		26
3	SYDORENKO Fedir												
4	TSYHANENKO Yevheniy												
5	ZHYHALIN Rodion			12	2		19				2		19
7	TOPORKOV Oleksandr			24			2						2
<b>TOTALS</b>							<b>9</b>				<b>9</b>		<b>91</b>

#### RUNNING SCORE

JPN	1st Half	UKR
	0 (0:00)	1 ZHYHALIN R
	0 (1:23)	2 ZHYHALIN R
	0 (2:11)	3 OLIINYK V
MIYAJIKI K	1 (3:15)	3
MIYAJIKI K	2 (3:55)	3
MIYAJIKI K	3 (5:12)	3
MIYAJIKI K	4 (6:10)	3
	4 (8:48)	4 OLIINYK V
SANO Y	5 (11:28)	4
	<b>2nd Half</b>	
	5 (13:03)	5 STRELCHYK A
MIYAJIKI K	6 (13:09)	5
	6 (13:17)	6 OLIINYK V
	6 (16:57)	7 OLIINYK V
MIYAJIKI K	7 (17:01)	7
	7 (17:10)	8 STRELCHYK A
	7 (21:28)	9 OLIINYK V
KANEKO K	8 (23:00)	9

#### Legend:

<b>G</b>	Goals	<b>HT</b>	Half Time	<b>Min</b>	Minutes Played	<b>M. Sub</b>	Medical Substitution	<b>No.</b>	Shirt Number	<b>P</b>	Penalties
<b>Sub</b>	Substitution out	<b>T</b>	Throws								



### Game Statistics

Statistique de partie

Game No.11

**JPN 8 - 9 UKR**  
(HT 5 - 4)

Referee: OBEIDAT Manar (JOR)

Referee: VAITIEKUS Romualdas (LTU)

#### JPN - Japan

No.	Name	Sub	M. Sub	Min	Throws			Penalty Throws			Extra		Totals			PM	OG	BK	BO	
					G	P	T	G	P	T	G	T	G	P	T					
1	SANO Yuto	1		17	1		33						1		33			20		
2	TORII Haruki	1		2			4								4					
4	TAGUCHI Yuji			12														13		
5	HAGIWARA Naoki			12														17		
7	KANEKO Kazuya	1		10	1		17						1		17			6		
8	MIYAJIKI Koji	1		19	6		42						6		42			17		
<b>TOTALS</b>							<b>8</b>			<b>96</b>					<b>8</b>			<b>96</b>		<b>73</b>

Team Penalties					Personal Penalties									
10	DG	UC	IC	N	SB	HB	LB	ES	ID	DG	UC	N		

#### UKR - Ukraine

No.	Name	Sub	M. Sub	Min	Throws			Penalty Throws			Extra		Totals			PM	OG	BK	BO
					G	P	T	G	P	T	G	T	G	P	T				
1	OLIINYK Vasyl			24	5		44						5		44			26	
2	STRELCHYK Anton			12	2		26						2		26			17	1
3	SYDORENKO Fedir																		
4	TSYHANENKO Yevheniy																		
5	ZHYHALIN Rodion			12	2		19						2		19			12	
7	TOPORKOV Oleksandr			24			2								2			24	4
<b>TOTALS</b>							<b>9</b>			<b>91</b>					<b>9</b>			<b>79</b>	<b>5</b>

Team Penalties					Personal Penalties									
10	DG	UC	IC	N	SB	HB	LB	ES	ID	DG	UC	N		

Legend:											
<b>10</b>	Ten Seconds	<b>BK</b>	Blocks	<b>BO</b>	Ball Over	<b>DG</b>	Delay of Game	<b>ES</b>	Eyeshades		
<b>G</b>	Goals	<b>HB</b>	High Ball	<b>HT</b>	Half Time	<b>IC</b>	Illegal Coaching	<b>ID</b>	Illegal Defence		
<b>LB</b>	Long Ball	<b>Min</b>	Minutes Played	<b>M.Sub</b>	Medical Substitution	<b>N</b>	Noise	<b>No.</b>	Shirt Number		
<b>OG</b>	Own Goals	<b>P</b>	Penalties	<b>PM</b>	Penalties Made	<b>SB</b>	Short Ball	<b>Sub</b>	Substitution out		
<b>T</b>	Throws	<b>UC</b>	Unsporting Conduct								



## Start List

Liste de départ

### JPN - UKR

Game No.11

Referee: OBEIDAT Manar (JOR)

Referee: VAITIEKUS Romualdas (LTU)

#### JPN - Japan

Uniform Colour: RED

No.	Name	Sport Class	Date of Birth	Competition Statistics		
				GP	Min	G
1	SANO Yuto	B3	20 JUN 2000	1	12	1
2	TORII Haruki	B3	7 AUG 2004	1		
4	TAGUCHI Yuji	B2	16 FEB 1991	1	16	1
5	HAGIWARA Naoki	B3	28 OCT 1996	1	9	
7	KANEKO Kazuya	B3	8 FEB 2000	1	20	3
8	MIYAJIKI Koji	B3	20 MAR 1995	1	18	1

	JPN	Played
PR	CHN	6-7
PR	UKR	30 AUG
PR	EGY	1 SEP

Coach: KUDO Rikiya

Assistant Coach: HAYASHI Ryoga

Staff: TOCHIGI Takahiro

#### UKR - Ukraine

Uniform Colour: BLUE

No.	Name	Sport Class	Date of Birth	Competition Statistics		
				GP	Min	G
1	OLIINYK VasyI	B2	10 JAN 1996	1	24	4
2	STRELCHYK Anton	B3	4 MAR 1992	1	12	1
3	SYDORENKO Fedir	B3	21 DEC 1999	1		
4	TSYHANENKO Yevheniy	B3	10 DEC 1990	1		
5	ZHYHALIN Rodion	B2	21 MAY 1985	1	12	1
7	TOPORKOV Oleksandr	B2	31 MAY 1991	1	24	

	UKR	Played
PR	EGY	6-3
PR	JPN	30 AUG
PR	CHN	1 SEP

Coach: DUBROVIN Fedir

Assistant Coach: DUBROVIN Anton

Staff: POSHYVAILO Viktoriia

#### Legend:

<b>G</b>	Goals Scored	<b>GP</b>	Games Played	<b>Min</b>	Minutes Played	<b>No.</b>	Shirt Number
<b>PR</b>	Preliminary Round						



## Competition Summary

Résumé des compétitions

As of SAT 31 AUG 2024

Pool A					
Rank		BRA	IRI	USA	FRA
1	BRA		31 AUG	13-8 (7-6)	8-5 (5-4)
2	IRI	31 AUG		1 SEP	12-8 (7-4)
3	USA	8-13 (6-7)	1 SEP		31 AUG
4	FRA	5-8 (4-5)	8-12 (4-7)	31 AUG	

Games				Goals			Points
Played	Won	Draw	Lost	For	Against	Diff	
2	2	0	0	21	13	8	6
1	1	0	0	12	8	4	3
1	0	0	1	8	13	-5	0
2	0	0	2	13	20	-7	0

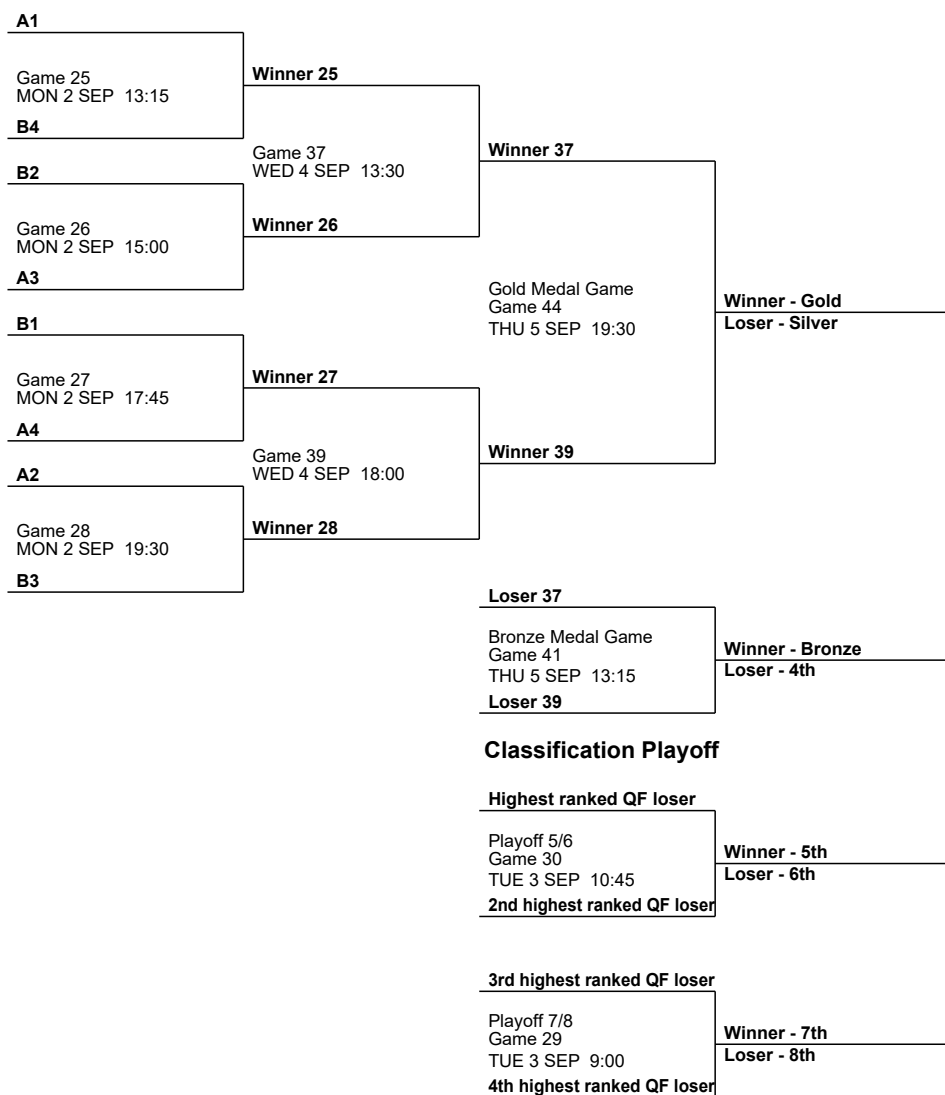
Pool B					
Rank		CHN	UKR	JPN	EGY
1	CHN		1 SEP	7-6 (5-3)	7-4 (5-1)
2	UKR	1 SEP		9-8 (4-5)	6-3 (3-1)
3	JPN	6-7 (3-5)	8-9 (5-4)		1 SEP
4	EGY	4-7 (1-5)	3-6 (1-3)	1 SEP	

Games				Goals			Points
Played	Won	Draw	Lost	For	Against	Diff	
2	2	0	0	14	10	4	6
2	2	0	0	15	11	4	6
2	0	0	2	14	16	-2	0
2	0	0	2	7	13	-6	0

### Quarterfinals

### Semifinals

### Finals



**Note:**

The final ranking in the round robin is determined by points earned. Ties are broken using the following methods in this order: Goal Difference, Number of Wins, Goals Against, Goal Difference in games between tied teams. Please refer to Goalball Rule 49.

**Legend:**

**Diff** Difference



### Game Results

Résultat de partie

Game No.13

**EGY 4 - 7 CHN**  
(HT 1 - 5)

Referee: WELBORN Linda (USA)

Referee: VAITIEKUS Romualdas (LTU)

#### EGY - Egypt

Uniform Colour: RED

No.	Name	Sub	M. Sub	Min	Throws			Penalty Throws			Totals			
					G	P	T	G	P	T	G	P	T	
3	ABDELRAZEK Ahmed			24			6						6	
4	YOUSEF Moaaz			1	1		3					1	3	
5	AWWAD Sayed		1	17			32	1		1	1		33	
7	MOHAMED Omar	1		6			10	1		1	1		11	
8	ISMAEIL Mohamed													
9	ELSAYED Ahmed			24	1		43					1	43	
<b>TOTALS</b>							<b>2</b>		<b>94</b>	<b>2</b>		<b>2</b>	<b>4</b>	<b>96</b>

#### RUNNING SCORE

EGY	1st Half	CHN
	0 (1:25)	1 YU D
AWWAD S	1 (5:40)	1
	1 (5:40)	2 YANG M
	1 (6:33)	3 YU D
	1 (8:43)	4 YANG M
	1 (10:58)	5 YU D
	<b>2nd Half</b>	
ELSAYED A	2 (12:25)	5
	2 (15:02)	6 YANG M
	2 (16:49)	7 YANG M
MOHAMED O	3 (18:29)	7
YOUSEF M	4 (22:44)	7

#### CHN - China

Uniform Colour: YELLOW

No.	Name	Sub	M. Sub	Min	Throws			Penalty Throws			Totals		
					G	P	T	G	P	T	G	P	T
3	YANG Mingyuan			24	3	1	53	1		2	4	1	55
4	CHEN Liang Liang	1											
5	HU Ming Yao												
6	YU Qinquan	1		21			1						1
7	YU Deyi			24	3	1	42				3	1	42
9	WANG Jinhao			3									
<b>TOTALS</b>					<b>6</b>	<b>2</b>	<b>96</b>	<b>1</b>		<b>2</b>	<b>7</b>	<b>2</b>	<b>98</b>

**Legend:**

**G** Goals      **HT** Half Time      **Min** Minutes Played      **M. Sub** Medical Substitution      **No.** Shirt Number      **P** Penalties  
**Sub** Substitution out      **T** Throws



### Game Statistics

Statistique de partie

Game No.13

**EGY 4 - 7 CHN**

(HT 1 - 5)

Referee: WELBORN Linda (USA)

Referee: VAITIEKUS Romualdas (LTU)

#### EGY - Egypt

No.	Name	Sub	M. Sub	Min	Throws			Penalty Throws			Extra		Totals			PM	OG	BK	BO	
					G	P	T	G	P	T	G	T	G	P	T					
3	ABDELRAZEK Ahmed			24			6										38	1		
4	YOUSEF Moaaz			1	1		3						1		3					
5	AWWAD Sayed		1	17			32	1		1			1		33		21	1		
7	MOHAMED Omar	1		6			10	1		1			1		11		9			
8	ISMAEIL Mohamed																			
9	ELSAYED Ahmed			24	1		43						1		43		12			
<b>TOTALS</b>							<b>2</b>		<b>94</b>	<b>2</b>		<b>2</b>		<b>4</b>		<b>96</b>	<b>2</b>		<b>80</b>	<b>2</b>

Team Penalties					Personal Penalties									
10	DG	UC	IC	N	SB	HB	LB	ES	ID	DG	UC	N		
			2											

#### CHN - China

No.	Name	Sub	M. Sub	Min	Throws			Penalty Throws			Extra		Totals			PM	OG	BK	BO	
					G	P	T	G	P	T	G	T	G	P	T					
3	YANG Mingyuan			24	3	1	53	1		2			4	1	55	1		16		
4	CHEN Liang Liang	1																		
5	HU Ming Yao																			
6	YU Qinquan	1		21			1								1			36	1	
7	YU Deyi			24	3	1	42						3	1	42	1		21	1	
9	WANG Jinhao			3														4		
<b>TOTALS</b>							<b>6</b>	<b>2</b>	<b>96</b>	<b>1</b>		<b>2</b>		<b>7</b>	<b>2</b>	<b>98</b>	<b>2</b>		<b>77</b>	<b>2</b>

Team Penalties					Personal Penalties									
10	DG	UC	IC	N	SB	HB	LB	ES	ID	DG	UC	N		
							2							

**Legend:**

<b>10</b>	Ten Seconds	<b>BK</b>	Blocks	<b>BO</b>	Ball Over	<b>DG</b>	Delay of Game	<b>ES</b>	Eyeshades
<b>G</b>	Goals	<b>HB</b>	High Ball	<b>HT</b>	Half Time	<b>IC</b>	Illegal Coaching	<b>ID</b>	Illegal Defence
<b>LB</b>	Long Ball	<b>Min</b>	Minutes Played	<b>M.Sub</b>	Medical Substitution	<b>N</b>	Noise	<b>No.</b>	Shirt Number
<b>OG</b>	Own Goals	<b>P</b>	Penalties	<b>PM</b>	Penalties Made	<b>SB</b>	Short Ball	<b>Sub</b>	Substitution out
<b>T</b>	Throws	<b>UC</b>	Unsporting Conduct						



### Start List

Liste de départ

Game No.13

**EGY - CHN**

Referee: WELBORN Linda (USA)

Referee: VAITIEKUS Romualdas (LTU)

#### EGY - Egypt

Uniform Colour: RED

No.	Name	Sport Class	Date of Birth	Competition Statistics		
				GP	Min	G
3	ABDELRAZEK Ahmed	B2	28 JAN 2003	1	24	
4	YOUSEF Moaaz	B3	16 JAN 2002	1		
5	AWWAD Sayed	B3	1 MAR 2002	1	19	1
7	MOHAMED Omar	B3	2 AUG 1997	1	15	2
8	ISMAEIL Mohamed	B1	13 AUG 2007	1		
9	ELSAYED Ahmed	B2	17 JAN 2002	1	14	

	EGY	Played
PR	UKR	3-6
PR	CHN	31 AUG
PR	JPN	1 SEP

Coach: FARAHAT Mohamed

Assistant Coach: ALI Hossameidin

Staff: EWEN Ahmed

#### CHN - China

Uniform Colour: YELLOW

No.	Name	Sport Class	Date of Birth	Competition Statistics		
				GP	Min	G
3	YANG Mingyuan	B2	13 JAN 1998	1	24	6
4	CHEN Liang Liang	B1	28 SEP 1984	1		
5	HU Ming Yao	B2	14 JAN 1995	1	24	1
6	YU Qinquan	B1	19 APR 1996	1	24	
7	YU Deyi	B2	16 NOV 1997	1		
9	WANG Jinhao	B2	24 FEB 2001	1		

	CHN	Played
PR	JPN	7-6
PR	EGY	31 AUG
PR	UKR	1 SEP

Coach: YIN Shiqiang

Assistant Coach: GUO Peng

Staff: FU Juan

**Legend:**

<b>G</b>	Goals Scored	<b>GP</b>	Games Played	<b>Min</b>	Minutes Played	<b>No.</b>	Shirt Number
<b>PR</b>	Preliminary Round						





## Competition Summary

Résumé des compétitions

As of SUN 1 SEP 2024

Pool A					
Rank		BRA	IRI	USA	FRA
1	BRA		7-7 (3-1)	13-8 (7-6)	8-5 (5-4)
2	IRI	7-7 (1-3)		1 SEP	12-8 (7-4)
3	USA	8-13 (6-7)	1 SEP		5-4 (2-1)
4	FRA	5-8 (4-5)	8-12 (4-7)	4-5 (1-2)	

Games				Goals			Points
Played	Won	Draw	Lost	For	Against	Diff	
3	2	1	0	28	20	8	7
2	1	1	0	19	15	4	4
2	1	0	1	13	17	-4	3
3	0	0	3	17	25	-8	0

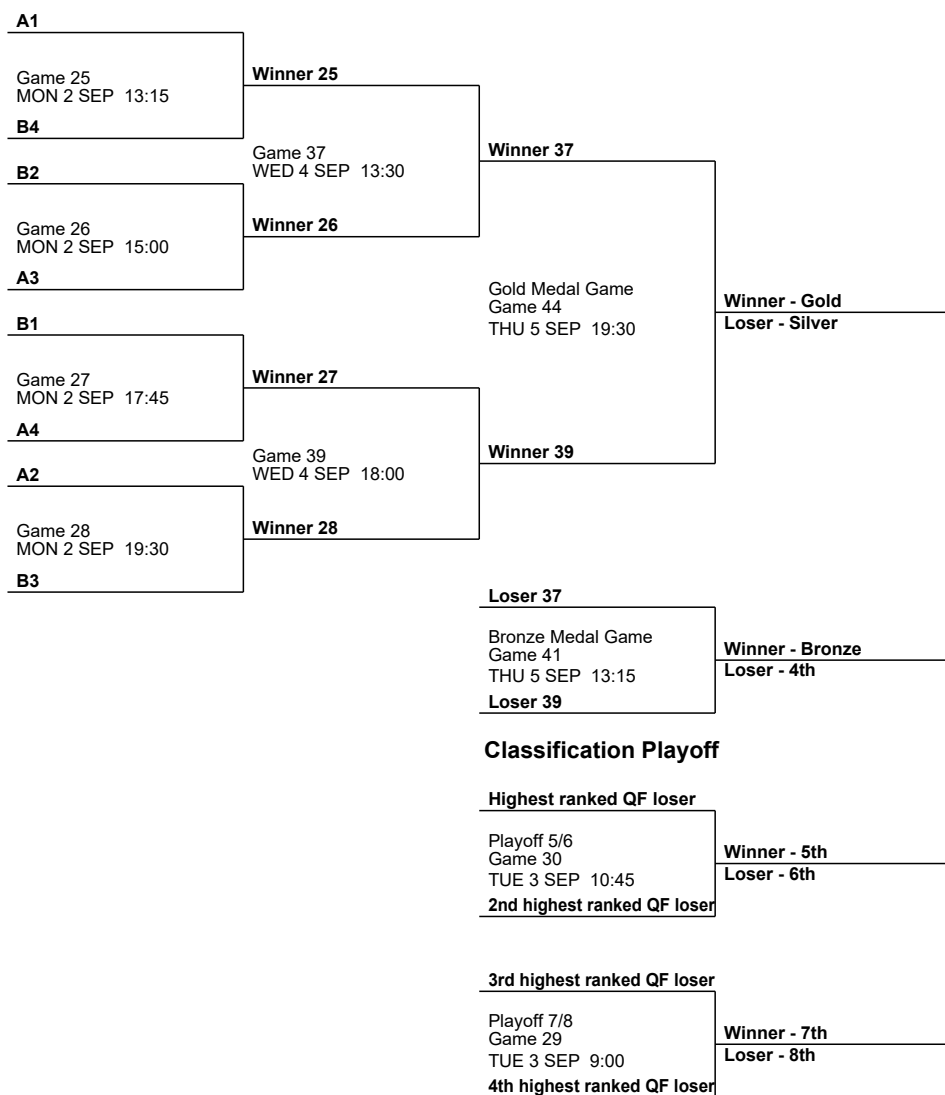
Pool B					
Rank		CHN	UKR	JPN	EGY
1	CHN		1 SEP	7-6 (5-3)	7-4 (5-1)
2	UKR	1 SEP		9-8 (4-5)	6-3 (3-1)
3	JPN	6-7 (3-5)	8-9 (5-4)		11-1 (6-1)
4	EGY	4-7 (1-5)	3-6 (1-3)	1-11 (1-6)	

Games				Goals			Points
Played	Won	Draw	Lost	For	Against	Diff	
2	2	0	0	14	10	4	6
2	2	0	0	15	11	4	6
3	1	0	2	25	17	8	3
3	0	0	3	8	24	-16	0

### Quarterfinals

### Semifinals

### Finals



**Note:**

The final ranking in the round robin is determined by points earned. Ties are broken using the following methods in this order: Goal Difference, Number of Wins, Goals Against, Goal Difference in games between tied teams. Please refer to Goalball Rule 49.

**Legend:**

**Diff** Difference



### Game Results

Résultat de partie

Game No.19

**EGY 1 - 11 JPN**  
(HT 1 - 6)

Referee: VUOKILA Juha (FIN)

Referee: OBEIDAT Manar (JOR)

#### EGY - Egypt

Uniform Colour: RED

No.	Name	Sub	M. Sub	Min	Throws			Penalty Throws			Totals			
					G	P	T	G	P	T	G	P	T	
3	ABDELRAZEK Ahmed			24			5							5
4	YOUSEF Moaaz	1		2			2							2
5	AWWAD Sayed			12			18							18
7	MOHAMED Omar	1		9			20	1		1	1			21
8	ISMAEIL Mohamed			10									1	10
9	ELSAYED Ahmed			15			1	10						
<b>TOTALS</b>							<b>1</b>	<b>55</b>	<b>1</b>		<b>1</b>	<b>1</b>	<b>1</b>	<b>56</b>

#### RUNNING SCORE

EGY	1st Half	JPN
MOHAMED O	1 (6:00)	0
	1 (6:02)	1 SANO Y
	1 (6:29)	2 SANO Y
	1 (7:35)	3 KANEKO K
	1 (8:39)	4 KANEKO K
	1 (8:55)	5 KANEKO K
	1 (10:40)	6 KANEKO K
	<b>2nd Half</b>	
	1 (12:04)	7 MIYAJIKI K
	1 (13:07)	8 MIYAJIKI K
	1 (13:34)	9 TORII H
	1 (13:41)	10 MIYAJIKI K
	1 (14:01)	11 MIYAJIKI K

#### JPN - Japan

Uniform Colour: BLACK

No.	Name	Sub	M. Sub	Min	Throws			Penalty Throws			Totals			
					G	P	T	G	P	T	G	P	T	
1	SANO Yuto			12	2		22				2			22
2	TORII Haruki			12	1		3				1			3
4	TAGUCHI Yuji													
5	HAGIWARA Naoki			24										
7	KANEKO Kazuya			12	4	1	23				4	1		23
8	MIYAJIKI Koji			12	3		6	1		1	4			7
<b>TOTALS</b>					<b>10</b>	<b>1</b>	<b>54</b>	<b>1</b>		<b>1</b>	<b>11</b>	<b>1</b>	<b>1</b>	<b>55</b>

#### Legend:

**G** Goals      **HT** Half Time      **Min** Minutes Played      **M. Sub** Medical Substitution      **No.** Shirt Number      **P** Penalties  
**Sub** Substitution out      **T** Throws



### Game Statistics

Statistique de partie

Game No.19

**EGY 1 - 11 JPN**  
(HT 1 - 6)

Referee: VUOKILA Juha (FIN)

Referee: OBEIDAT Manar (JOR)

#### EGY - Egypt

No.	Name	Sub	M. Sub	Min	Throws			Penalty Throws			Extra		Totals			PM	OG	BK	BO
					G	P	T	G	P	T	G	T	G	P	T				
3	ABDELRAZEK Ahmed			24			5											15	
4	YOUSEF Moaaz	1		2			2											3	
5	AWWAD Sayed			12			18											10	
7	MOHAMED Omar	1		9			20	1		1			1					8	
8	ISMAEIL Mohamed			10															
9	ELSAYED Ahmed			15			1	10						1	10	1		4	
<b>TOTALS</b>							1	55	1		1			1	1	56	1	40	

Team Penalties					Personal Penalties									
10	DG	UC	IC	N	SB	HB	LB	ES	ID	DG	UC	N		
							1							

#### JPN - Japan

No.	Name	Sub	M. Sub	Min	Throws			Penalty Throws			Extra		Totals			PM	OG	BK	BO
					G	P	T	G	P	T	G	T	G	P	T				
1	SANO Yuto			12	2		22						2		22			10	
2	TORII Haruki			12	1		3						1		3			2	
4	TAGUCHI Yuji																		
5	HAGIWARA Naoki			24														23	
7	KANEKO Kazuya			12	4	1	23						4	1	23	1		13	
8	MIYAJIKI Koji			12	3		6	1		1			4		7				
<b>TOTALS</b>					10	1	54	1		1			11	1	55	1		48	

Team Penalties					Personal Penalties									
10	DG	UC	IC	N	SB	HB	LB	ES	ID	DG	UC	N		
							1							

Legend:											
10	Ten Seconds	BK	Blocks	BO	Ball Over	DG	Delay of Game	ES	Eyeshades		
G	Goals	HB	High Ball	HT	Half Time	IC	Illegal Coaching	ID	Illegal Defence		
LB	Long Ball	Min	Minutes Played	M.Sub	Medical Substitution	N	Noise	No.	Shirt Number		
OG	Own Goals	P	Penalties	PM	Penalties Made	SB	Short Ball	Sub	Substitution out		
T	Throws	UC	Unsporting Conduct								



## Start List

Liste de départ

Game No.19

**EGY - JPN**

Referee: VUOKILA Juha (FIN)

Referee: OBEIDAT Manar (JOR)

### EGY - Egypt

Uniform Colour: RED

No.	Name	Sport Class	Date of Birth	Competition Statistics		
				GP	Min	G
3	ABDELRAZEK Ahmed	B2	28 JAN 2003	2	48	
4	YOUSEF Moaaz	B3	16 JAN 2002	2	1	1
5	AWWAD Sayed	B3	1 MAR 2002	2	36	2
7	MOHAMED Omar	B3	2 AUG 1997	2	21	3
8	ISMAEIL Mohamed	B1	13 AUG 2007	2		
9	ELSAYED Ahmed	B2	17 JAN 2002	2	38	1

EGY	Played
PR UKR	3-6
PR CHN	4-7
PR JPN	1 SEP

Coach: FARAHAT Mohamed

Assistant Coach: ALI HossameIdin

Staff: EWEN Ahmed

### JPN - Japan

Uniform Colour: BLACK

No.	Name	Sport Class	Date of Birth	Competition Statistics		
				GP	Min	G
1	SANO Yuto	B3	20 JUN 2000	2	28	2
2	TORII Haruki	B3	7 AUG 2004	2	2	
4	TAGUCHI Yuji	B2	16 FEB 1991	2	27	
5	HAGIWARA Naoki	B3	28 OCT 1996	2	22	
7	KANEKO Kazuya	B3	8 FEB 2000	2	29	4
8	MIYAJIKI Koji	B3	20 MAR 1995	2	36	8

JPN	Played
PR CHN	6-7
PR UKR	8-9
PR EGY	1 SEP

Coach: KUDO Rikiya

Assistant Coach: HAYASHI Ryoga

Staff: TOCHIGI Takahiro

#### Legend:

<b>G</b>	Goals Scored	<b>GP</b>	Games Played	<b>Min</b>	Minutes Played	<b>No.</b>	Shirt Number
<b>PR</b>	Preliminary Round						



## Competition Summary

Résumé des compétitions

As of SUN 1 SEP 2024

Pool A					
Rank		BRA	USA	IRI	FRA
1	BRA		13-8 (7-6)	7-7 (3-1)	8-5 (5-4)
2	USA	8-13 (6-7)		14-7 (9-3)	5-4 (2-1)
3	IRI	7-7 (1-3)	7-14 (3-9)		12-8 (7-4)
4	FRA	5-8 (4-5)	4-5 (1-2)	8-12 (4-7)	

Games				Goals			Points
Played	Won	Draw	Lost	For	Against	Diff	
3	2	1	0	28	20	8	7
3	2	0	1	27	24	3	6
3	1	1	1	26	29	-3	4
3	0	0	3	17	25	-8	0


Pool B					
Rank		CHN	UKR	JPN	EGY
1	CHN		6-1 (2-0)	7-6 (5-3)	7-4 (5-1)
2	UKR	1-6 (0-2)		9-8 (4-5)	6-3 (3-1)
3	JPN	6-7 (3-5)	8-9 (5-4)		11-1 (6-1)
4	EGY	4-7 (1-5)	3-6 (1-3)	1-11 (1-6)	

Games				Goals			Points
Played	Won	Draw	Lost	For	Against	Diff	
3	3	0	0	20	11	9	9
3	2	0	1	16	17	-1	6
3	1	0	2	25	17	8	3
3	0	0	3	8	24	-16	0

### Quarterfinals

### Semifinals

### Finals



### Classification Playoff

#### Highest ranked QF loser

Playoff 5/6 Game 30 TUE 3 SEP 10:45	Winner - 5th Loser - 6th
---	-----------------------------

#### 2nd highest ranked QF loser

#### 3rd highest ranked QF loser

Playoff 7/8 Game 29 TUE 3 SEP 9:00	Winner - 7th Loser - 8th
--	-----------------------------

#### 4th highest ranked QF loser

#### Note:

The final ranking in the round robin is determined by points earned. Ties are broken using the following methods in this order: Goal Difference, Number of Wins, Goals Against, Goal Difference in games between tied teams. Please refer to Goalball Rule 49.

#### Legend:

Diff Difference Q Qualified for Quarterfinals



### Game Results

Résultat de partie

Game No.23

**CHN 6 - 1 UKR**  
(HT 2 - 0)

Referee: MAHMOOD Azhi (IRQ)

Referee: LARSSON Patrik (SWE)

#### CHN - China

Uniform Colour: RED

No.	Name	Sub	M. Sub	Min	Throws			Penalty Throws			Totals				
					G	P	T	G	P	T	G	P	T		
3	YANG Mingyuan	1		19	1	1	44	1		1	2	1	45		
4	CHEN Liang Liang			5			9						9		
5	HU Ming Yao			7	1		16				1		16		
6	YU Qinquan			24	1		1				1		1		
7	YU Deyi	1		17	2		29				2		29		
9	WANG Jinhao														
<b>TOTALS</b>							<b>5</b>	<b>1</b>	<b>99</b>	<b>1</b>		<b>1</b>	<b>6</b>	<b>1</b>	<b>100</b>

#### RUNNING SCORE

CHN	1st Half	UKR
YU D	1 (2:35)	0
YU D	2 (7:35)	0
<b>2nd Half</b>		
YANG M	3 (13:30)	0
HU MY	4 (17:26)	0
YANG M	5 (17:52)	0
YU Q	6 (18:34)	0
	6 (19:44)	1
		TSYHANENKO Y

#### UKR - Ukraine

Uniform Colour: BLUE

No.	Name	Sub	M. Sub	Min	Throws			Penalty Throws			Totals				
					G	P	T	G	P	T	G	P	T		
1	OLIINYK VasyI	1		15			27						27		
2	STRELCHYK Anton			21			39						39		
3	SYDORENKO Fedir														
4	TSYHANENKO Yevheniy			6	1	1	12				1	1	12		
5	ZHYHALIN Rodion	1		6			10			1			11		
7	TOPORKOV Oleksandr			24			6						6		
<b>TOTALS</b>							<b>1</b>	<b>1</b>	<b>94</b>			<b>1</b>	<b>1</b>	<b>1</b>	<b>95</b>

Legend:											
<b>G</b>	Goals	<b>HT</b>	Half Time	<b>Min</b>	Minutes Played	<b>M. Sub</b>	Medical Substitution	<b>No.</b>	Shirt Number	<b>P</b>	Penalties
<b>Sub</b>	Substitution out	<b>T</b>	Throws								



### Game Statistics

Statistique de partie

Game No.23

**CHN 6 - 1 UKR**  
(HT 2 - 0)

Referee: MAHMOOD Azhi (IRQ)

Referee: LARSSON Patrik (SWE)

#### CHN - China

No.	Name	Sub	M. Sub	Min	Throws			Penalty Throws			Extra		Totals			PM	OG	BK	BO	
					G	P	T	G	P	T	G	T	G	P	T					
3	YANG Mingyuan	1		19	1	1	44	1		1			2	1	45	1		22		
4	CHEN Liang Liang			5			9								9			1		
5	HU Ming Yao			7	1		16						1		16			6		
6	YU Qinquan			24	1		1						1		1			30		
7	YU Deyi	1		17	2		29						2		29			24		
9	WANG Jinhao																			
<b>TOTALS</b>							<b>5</b>	<b>1</b>	<b>99</b>	<b>1</b>		<b>1</b>			<b>6</b>	<b>1</b>	<b>100</b>	<b>1</b>		<b>83</b>

Team Penalties					Personal Penalties									
10	DG	UC	IC	N	SB	HB	LB	ES	ID	DG	UC	N		
							1							

#### UKR - Ukraine

No.	Name	Sub	M. Sub	Min	Throws			Penalty Throws			Extra		Totals			PM	OG	BK	BO		
					G	P	T	G	P	T	G	T	G	P	T						
1	OLIINYK Vasyl	1		15			27								27			11	1		
2	STRELCHYK Anton			21			39								39			24			
3	SYDORENKO Fedir																				
4	TSYHANENKO Yevheniy			6	1	1	12						1	1	12	1		12			
5	ZHYHALIN Rodion	1		6			10			1					11			4			
7	TOPORKOV Oleksandr			24			6								6			27	3		
<b>TOTALS</b>							<b>1</b>	<b>1</b>	<b>94</b>			<b>1</b>			<b>1</b>	<b>1</b>	<b>95</b>	<b>1</b>		<b>78</b>	<b>4</b>

Team Penalties					Personal Penalties									
10	DG	UC	IC	N	SB	HB	LB	ES	ID	DG	UC	N		
							1							

Legend:											
<b>10</b>	Ten Seconds	<b>BK</b>	Blocks	<b>BO</b>	Ball Over	<b>DG</b>	Delay of Game	<b>ES</b>	Eyeshades		
<b>G</b>	Goals	<b>HB</b>	High Ball	<b>HT</b>	Half Time	<b>IC</b>	Illegal Coaching	<b>ID</b>	Illegal Defence		
<b>LB</b>	Long Ball	<b>Min</b>	Minutes Played	<b>M.Sub</b>	Medical Substitution	<b>N</b>	Noise	<b>No.</b>	Shirt Number		
<b>OG</b>	Own Goals	<b>P</b>	Penalties	<b>PM</b>	Penalties Made	<b>SB</b>	Short Ball	<b>Sub</b>	Substitution out		
<b>T</b>	Throws	<b>UC</b>	Unsporting Conduct								



**Start List**

Liste de départ

**REVISED**  
1 SEP 17:02

Game No.23

**CHN - UKR**

Referee: MAHMOOD Azhi (IRQ)

Referee: LARSSON Patrik (SWE)

**CHN - China**

Uniform Colour: RED

No.	Name	Sport Class	Date of Birth	Competition Statistics		
				GP	Min	G
3	YANG Mingyuan	B2	13 JAN 1998	2	48	10
4	CHEN Liang Liang	B1	28 SEP 1984	2		
5	HU Ming Yao	B2	14 JAN 1995	2	24	1
6	YU Qinquan	B1	19 APR 1996	2	45	
7	YU Deyi	B2	16 NOV 1997	2	24	3
9	WANG Jinhao	B2	24 FEB 2001	2	3	

	CHN	Played
PR	JPN	7-6
PR	EGY	7-4
PR	UKR	1 SEP

Coach: YIN Shiqiang

Assistant Coach: GUO Peng

Staff: SU Hui

**UKR - Ukraine**

Uniform Colour: BLUE

No.	Name	Sport Class	Date of Birth	Competition Statistics		
				GP	Min	G
1	OLIINYK VasyI	B2	10 JAN 1996	2	48	9
2	STRELCHYK Anton	B3	4 MAR 1992	2	24	3
3	SYDORENKO Fedir	B3	21 DEC 1999	2		
4	TSYHANENKO Yevheniy	B3	10 DEC 1990	2		
5	ZHYHALIN Rodion	B2	21 MAY 1985	2	24	3
7	TOPORKOV Oleksandr	B2	31 MAY 1991	2	48	

	UKR	Played
PR	EGY	6-3
PR	JPN	9-8
PR	CHN	1 SEP

Coach: DUBROVIN Fedir

Assistant Coach: DUBROVIN Anton

Staff: POSHYVAILO Viktoriia

**Legend:**

**G** Goals Scored      **GP** Games Played      **Min** Minutes Played      **No.** Shirt Number  
**PR** Preliminary Round

**REVISED** Changed team official staff CHN





## Competition Summary

Résumé des compétitions

As of THU 5 SEP 2024

Pool C					
Rank		CHN	TUR	ISR	BRA
1	CHN		7-5 (3-5)	6-1 (2-0)	3-1 (1-0)
2	TUR	5-7 (5-3)		5-4 (4-0)	3-3 (2-2)
3	ISR	1-6 (0-2)	4-5 (0-4)		8-4 (3-1)
4	BRA	1-3 (0-1)	3-3 (2-2)	4-8 (1-3)	

Games				Goals			Points
Played	Won	Draw	Lost	For	Against	Diff	
3	3	0	0	16	7	9	9
3	1	1	1	13	14	-1	4
3	1	0	2	13	15	-2	3
3	0	1	2	8	14	-6	1

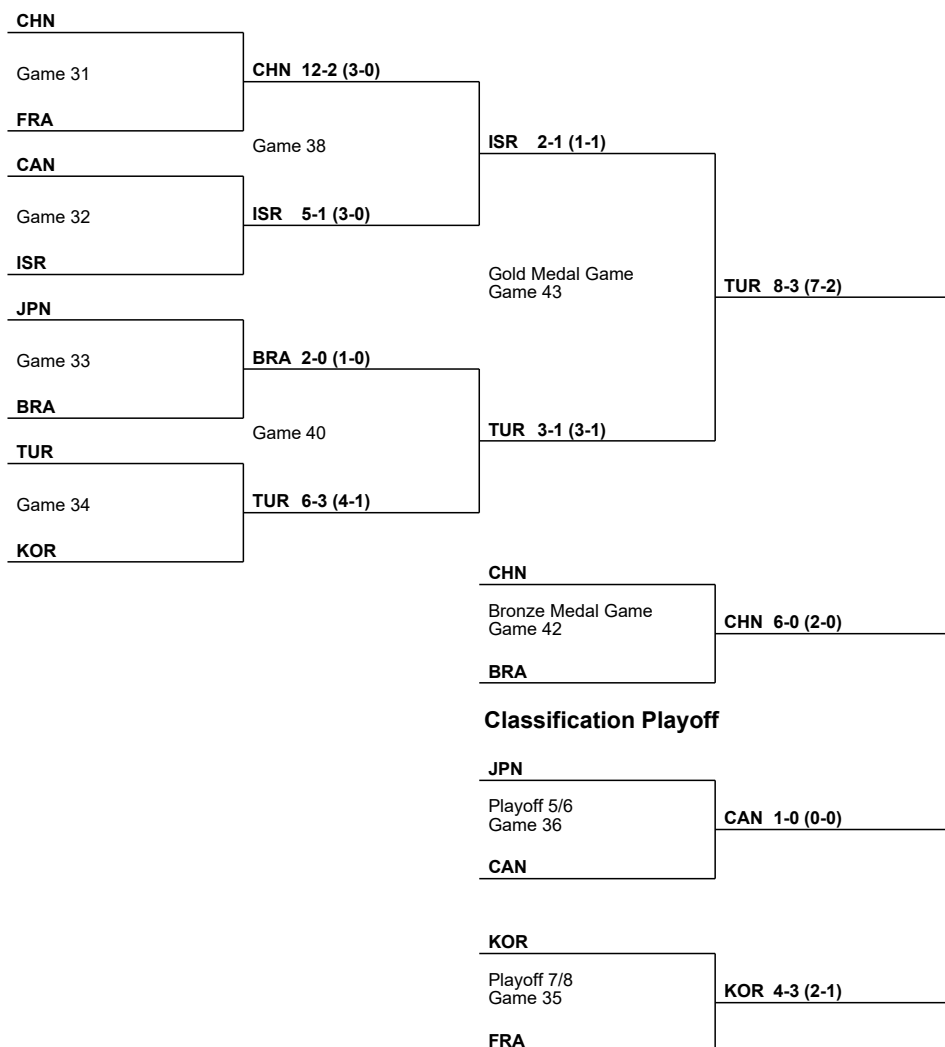
Pool D					
Rank		JPN	CAN	KOR	FRA
1	JPN		2-1 (1-1)	3-1 (1-1)	6-0 (3-0)
2	CAN	1-2 (1-1)		0-0 (0-0)	10-0 (5-0)
3	KOR	1-3 (1-1)	0-0 (0-0)		6-1 (1-1)
4	FRA	0-6 (0-3)	0-10 (0-5)	1-6 (1-1)	

Games				Goals			Points
Played	Won	Draw	Lost	For	Against	Diff	
3	3	0	0	11	2	9	9
3	1	1	1	11	2	9	4
3	1	1	1	7	4	3	4
3	0	0	3	1	22	-21	0

### Quarterfinals

### Semifinals

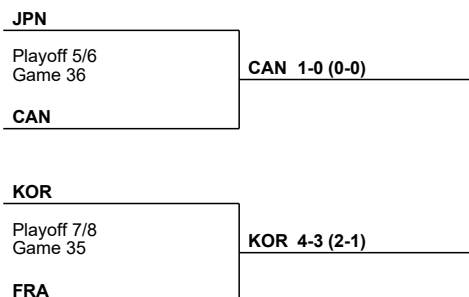
### Finals



### Final Standings

- TUR - Türkiye
- ISR - Israel
- CHN - People's Republic of China
- BRA - Brazil
- CAN - Canada
- JPN - Japan
- KOR - Republic of Korea
- FRA - France

### Classification Playoff



**Note:**

The final ranking in the round robin is determined by points earned. Ties are broken using the following methods in this order: Goal Difference, Number of Wins, Goals Against, Goal Difference in games between tied teams. Please refer to Goalball Rule 49.

**Legend:**

Diff Difference      Q Qualified for Quarterfinals



### Game Results

Résultat de partie

Game No.43

**ISR 3 - 8 TUR**  
(HT 2 - 7)

Referee: ONO Kazuto (JPN)

Referee: AGUADO Raquel (ESP)

#### ISR - Israel

Uniform Colour: LIGHT BLUE

No.	Name	Sub	M. Sub	Min	Throws			Penalty Throws			Totals			
					G	P	T	G	P	T	G	P	T	
1	MAHAMID-RUZIN Elham			19			33							33
2	MALKA Noa													
3	HAMRANI Gal	1		7			1							1
4	MIZRAHI Or	1		5			9							9
5	OHAYON Roni	1		17			2							2
6	BEN DAVID Lih			24	3	1	56				3	1		56
<b>TOTALS</b>							<b>3</b>	<b>1</b>	<b>101</b>			<b>3</b>	<b>1</b>	<b>101</b>

#### RUNNING SCORE

ISR	1st Half	TUR
	0 (1:17)	1 ALTUNOLUK S
	0 (1:47)	2 GULER FG
	0 (3:45)	3 ALTUNOLUK S
BEN DAVID L	1 (3:49)	3
	1 (4:38)	4 GULER FG
	1 (4:42)	5 ALTUNOLUK S
	1 (5:16)	6 GULER FG
	1 (8:25)	7 GULER FG
BEN DAVID L	2 (8:48)	7
	<b>2nd Half</b>	
	2 (15:13)	8 ALTUNOLUK S
BEN DAVID L	3 (18:59)	8

#### TUR - Türkiye

Uniform Colour: WHITE-RED

No.	Name	Sub	M. Sub	Min	Throws			Penalty Throws			Totals			
					G	P	T	G	P	T	G	P	T	
1	GULER Fatma Gul	1		23	3		45	1		1	4			46
2	YILMAZ Reyhan	1		23			1							1
3	ALTUNOLUK Sevda	1		22	4		47			1	4			48
4	KAPLAN Seydanur			1										
7	ALTUNOLUK Sevtap			1			2							2
8	ALTAN Berfin			2			6							6
<b>TOTALS</b>							<b>7</b>		<b>101</b>	<b>1</b>		<b>2</b>	<b>8</b>	<b>103</b>

#### Legend:

**G** Goals      **HT** Half Time      **Min** Minutes Played      **M. Sub** Medical Substitution      **No.** Shirt Number      **P** Penalties  
**Sub** Substitution out      **T** Throws



### Game Statistics

Statistique de partie

Game No.43

ISR 3 - 8 TUR

(HT 2 - 7)

Referee: ONO Kazuto (JPN)

Referee: AGUADO Raquel (ESP)

#### ISR - Israel

No.	Name	Sub	M. Sub	Min	Throws			Penalty Throws			Extra		Totals			PM	OG	BK	BO	
					G	P	T	G	P	T	G	T	G	P	T					
1	MAHAMID-RUZIN Elham			19			33											28		
2	MALKA Noa																			
3	HAMRANI Gal	1		7			1											10	1	
4	MIZRAHI Or	1		5			9											5		
5	OHAYON Roni	1		17			2											25	1	
6	BEN DAVID Lih			24	3	1	56						3	1	56	1		23		
<b>TOTALS</b>							<b>3</b>	<b>1</b>	<b>101</b>					<b>3</b>	<b>1</b>	<b>101</b>	<b>2</b>		<b>91</b>	<b>2</b>

Team Penalties					Personal Penalties									
10	DG	UC	IC	N	SB	HB	LB	ES	ID	DG	UC	N		
1							1							

#### TUR - Türkiye

No.	Name	Sub	M. Sub	Min	Throws			Penalty Throws			Extra		Totals			PM	OG	BK	BO
					G	P	T	G	P	T	G	T	G	P	T				
1	GULER Fatma Gul	1		23	3		45	1		1			4		46			18	
2	YILMAZ Reyhan	1		23			1								1			41	1
3	ALTUNOLUK Sevda	1		22	4		47			1			4		48			20	
4	KAPLAN Seydanur			1														3	
7	ALTUNOLUK Sevtap			1			2								2				
8	ALTAN Berfin			2			6								6			5	
<b>TOTALS</b>							<b>7</b>		<b>101</b>	<b>1</b>		<b>2</b>		<b>8</b>		<b>103</b>		<b>87</b>	<b>1</b>

Team Penalties					Personal Penalties									
10	DG	UC	IC	N	SB	HB	LB	ES	ID	DG	UC	N		

#### Legend:

<b>10</b>	Ten Seconds	<b>BK</b>	Blocks	<b>BO</b>	Ball Over	<b>DG</b>	Delay of Game	<b>ES</b>	Eyeshades
<b>G</b>	Goals	<b>HB</b>	High Ball	<b>HT</b>	Half Time	<b>IC</b>	Illegal Coaching	<b>ID</b>	Illegal Defence
<b>LB</b>	Long Ball	<b>Min</b>	Minutes Played	<b>M.Sub</b>	Medical Substitution	<b>N</b>	Noise	<b>No.</b>	Shirt Number
<b>OG</b>	Own Goals	<b>P</b>	Penalties	<b>PM</b>	Penalties Made	<b>SB</b>	Short Ball	<b>Sub</b>	Substitution out
<b>T</b>	Throws	<b>UC</b>	Unsporting Conduct						



## Start List

Liste de départ

### ISR - TUR

Game No.43

Referee: ONO Kazuto (JPN)

Referee: AGUADO Raquel (ESP)

#### ISR - Israel

Uniform Colour: LIGHT BLUE

No.	Name	Sport Class	Date of Birth	Competition Statistics		
				GP	Min	G
1	MAHAMID-RUZIN Elham	B3	16 FEB 1990	5	28	2
2	MALKA Noa	B3	15 JUN 2003	5	3	
3	HAMRANI Gal	B1	1 DEC 1992	5	45	
4	MIZRAHI Or	B3	7 MAY 1993	5	98	7
5	OHAYON Roni	B2	8 MAR 1999	5	75	
6	BEN DAVID Lih	B1	8 DEC 1995	5	111	11

	ISR	Played
PR	BRA	8-4
PR	TUR	4-5
PR	CHN	1-6
QF	CAN	5-1
SF	CHN	2-1

Coach: SHOHAM Raz

Assistant Coach: ABU AIASH Muhammad

Staff: FUERTE Ariel

#### TUR - Türkiye

Uniform Colour: WHITE-RED

No.	Name	Sport Class	Date of Birth	Competition Statistics		
				GP	Min	G
1	GULER Fatma Gul	B2	12 FEB 2004	5	118	4
2	YILMAZ Reyhan	B2	18 NOV 2001	5	108	
3	ALTUNOLUK Sevda	B2	1 APR 1994	5	118	17
4	KAPLAN Seydanur	B2	23 MAR 2000	5	12	
7	ALTUNOLUK Sevtap	B3	1 OCT 1995	5	2	
8	ALTAN Berfin	B3	24 NOV 2003	5	2	1

	TUR	Played
PR	BRA	3-3
PR	CHN	5-7
PR	ISR	5-4
QF	KOR	6-3
SF	BRA	3-1

Coach: KARASU Gultekin

Assistant Coach: KESKIN Baris

Assistant Coach: BALIKCI Caner

#### Legend:

<b>G</b>	Goals Scored	<b>GP</b>	Games Played	<b>Min</b>	Minutes Played	<b>No.</b>	Shirt Number
<b>QF</b>	Quarterfinal	<b>PR</b>	Preliminary Round	<b>SF</b>	Semifinal		





### Game Results

Résultat de partie

Game No.42

**CHN 6 - 0 BRA**  
(HT 2 - 0)

Referee: MAHMOOD Azhi (IRQ)

Referee: KUPER Sarah (GER)

#### CHN - China

Uniform Colour: RED

No.	Name	Sub	M. Sub	Min	Throws			Penalty Throws			Totals		
					G	P	T	G	P	T	G	P	T
1	ZHANG Xiling												
2	CAO Zhenhua			24	2		48				2		48
5	XU Miao	1		23			6						6
6	WANG Chunyan			24	1		50	3		3	4		53
7	KE Peiyang			1			2						2
9	WANG Chunhua												
<b>TOTALS</b>					<b>3</b>		<b>106</b>	<b>3</b>		<b>3</b>	<b>6</b>		<b>109</b>

#### RUNNING SCORE

CHN	1st Half	BRA
CAO Z	1 (2:33)	0
WANG C	2 (3:18)	0
<b>2nd Half</b>		
CAO Z	3 (12:04)	0
WANG C	4 (12:13)	0
WANG C	5 (13:30)	0
WANG C	6 (19:39)	0

#### BRA - Brazil

Uniform Colour: BLUE

No.	Name	Sub	M. Sub	Min	Throws			Penalty Throws			Totals		
					G	P	T	G	P	T	G	P	T
1	MOURA Geovana			6			6						6
2	BRITO Gabriely	1		18			3						3
5	LIMA Moniza			13			26						26
6	SILVA Katia	1		11		2	20				2		20
7	LONGHINI Danielle	1		14		1	28				1		28
8	VITORINO Jessica	1		10			24						24
<b>TOTALS</b>						<b>3</b>	<b>107</b>				<b>3</b>		<b>107</b>

#### Legend:

<b>G</b>	Goals	<b>HT</b>	Half Time	<b>Min</b>	Minutes Played	<b>M. Sub</b>	Medical Substitution	<b>No.</b>	Shirt Number	<b>P</b>	Penalties
<b>Sub</b>	Substitution out	<b>T</b>	Throws								



### Game Statistics

Statistique de partie

Game No.42

**CHN 6 - 0 BRA**  
(HT 2 - 0)

Referee: MAHMOOD Azhi (IRQ)

Referee: KUPER Sarah (GER)

#### CHN - China

No.	Name	Sub	M. Sub	Min	Throws			Penalty Throws			Extra		Totals			PM	OG	BK	BO
					G	P	T	G	P	T	G	T	G	P	T				
1	ZHANG Xiling																		
2	CAO Zhenhua			24	2		48							2				24	
5	XU Miao	1		23			6											33	
6	WANG Chunyan			24	1		50	3			3			4				39	
7	KE Peiyang			1			2											2	
9	WANG Chunhua																		
<b>TOTALS</b>							<b>3</b>		<b>106</b>	<b>3</b>		<b>3</b>		<b>6</b>		<b>109</b>		<b>98</b>	

Team Penalties					Personal Penalties									
10	DG	UC	IC	N	SB	HB	LB	ES	ID	DG	UC	N		

#### BRA - Brazil

No.	Name	Sub	M. Sub	Min	Throws			Penalty Throws			Extra		Totals			PM	OG	BK	BO
					G	P	T	G	P	T	G	T	G	P	T				
1	MOURA Geovana			6			6											4	1
2	BRITO Gabriely	1		18			3											29	1
5	LIMA Moniza			13			26											6	
6	SILVA Katia	1		11		2	20						2	20	2			9	
7	LONGHINI Danielle	1		14		1	28						1	28	1			20	
8	VITORINO Jessica	1		10			24							24				26	
<b>TOTALS</b>							<b>3</b>	<b>107</b>						<b>3</b>	<b>107</b>	<b>3</b>		<b>94</b>	<b>2</b>

Team Penalties					Personal Penalties									
10	DG	UC	IC	N	SB	HB	LB	ES	ID	DG	UC	N		
							3							

**Legend:**

<b>10</b>	Ten Seconds	<b>BK</b>	Blocks	<b>BO</b>	Ball Over	<b>DG</b>	Delay of Game	<b>ES</b>	Eyeshades
<b>G</b>	Goals	<b>HB</b>	High Ball	<b>HT</b>	Half Time	<b>IC</b>	Illegal Coaching	<b>ID</b>	Illegal Defence
<b>LB</b>	Long Ball	<b>Min</b>	Minutes Played	<b>M.Sub</b>	Medical Substitution	<b>N</b>	Noise	<b>No.</b>	Shirt Number
<b>OG</b>	Own Goals	<b>P</b>	Penalties	<b>PM</b>	Penalties Made	<b>SB</b>	Short Ball	<b>Sub</b>	Substitution out
<b>T</b>	Throws	<b>UC</b>	Unsporting Conduct						



## Start List

Liste de départ

Game No.42

**CHN - BRA**

Referee: MAHMOOD Azhi (IRQ)

Referee: KUPER Sarah (GER)

### CHN - China

Uniform Colour: RED

No.	Name	Sport Class	Date of Birth	Competition Statistics		
				GP	Min	G
1	ZHANG Xiling	B3	17 JUN 1998	5	10	3
2	CAO Zhenhua	B1	23 AUG 1997	5	110	11
5	XU Miao	B3	12 OCT 2001	5	120	
6	WANG Chunyan	B2	7 DEC 2001	5	116	14
7	KE Peiyang	B2	27 JAN 2001	5		
9	WANG Chunhua	B2	20 JUN 1995	5	4	1

	CHN	Played
PR	TUR	7-5
PR	BRA	3-1
PR	ISR	6-1
QF	FRA	12-2
SF	ISR	1-2

Coach: ZHANG Xiaopeng

Assistant Coach: YANG Chunhong

Staff: FU Juan

### BRA - Brazil

Uniform Colour: BLUE

No.	Name	Sport Class	Date of Birth	Competition Statistics		
				GP	Min	G
1	MOURA Geovana	B2	23 JUN 1999	5	9	1
2	BRITO Gabriely	B3	15 AUG 1990	5	110	
5	LIMA Moniza	B2	16 APR 1998	5	110	4
6	SILVA Katia	B1	24 APR 1995	5	15	
7	LONGHINI Danielle	B1	22 FEB 2001	5	45	
8	VITORINO Jessica	B3	22 JUL 1993	5	71	6

	BRA	Played
PR	TUR	3-3
PR	ISR	4-8
PR	CHN	1-3
QF	JPN	2-0
SF	TUR	1-3

Coach: TOSIM Alessandro

Assistant Coach: MULLER Luciana

Staff: FREITAS Monica

#### Legend:

<b>G</b>	Goals Scored	<b>GP</b>	Games Played	<b>Min</b>	Minutes Played	<b>No.</b>	Shirt Number
<b>QF</b>	Quarterfinal	<b>PR</b>	Preliminary Round	<b>SF</b>	Semifinal		





## Competition Summary

Résumé des compétitions

As of WED 4 SEP 2024

Pool C					
Rank		CHN	TUR	ISR	BRA
1	CHN		7-5 (3-5)	6-1 (2-0)	3-1 (1-0)
2	TUR	5-7 (5-3)		5-4 (4-0)	3-3 (2-2)
3	ISR	1-6 (0-2)	4-5 (0-4)		8-4 (3-1)
4	BRA	1-3 (0-1)	3-3 (2-2)	4-8 (1-3)	

Games				Goals			Points
Played	Won	Draw	Lost	For	Against	Diff	
3	3	0	0	16	7	9	9
3	1	1	1	13	14	-1	4
3	1	0	2	13	15	-2	3
3	0	1	2	8	14	-6	1

Pool D					
Rank		JPN	CAN	KOR	FRA
1	JPN		2-1 (1-1)	3-1 (1-1)	6-0 (3-0)
2	CAN	1-2 (1-1)		0-0 (0-0)	10-0 (5-0)
3	KOR	1-3 (1-1)	0-0 (0-0)		6-1 (1-1)
4	FRA	0-6 (0-3)	0-10 (0-5)	1-6 (1-1)	

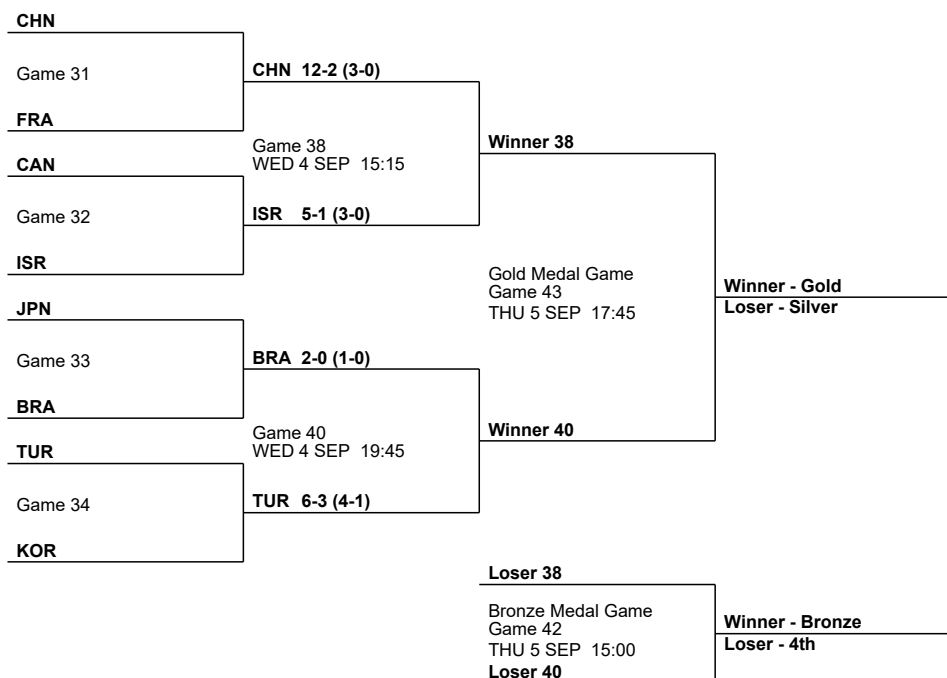
Games				Goals			Points
Played	Won	Draw	Lost	For	Against	Diff	
3	3	0	0	11	2	9	9
3	1	1	1	11	2	9	4
3	1	1	1	7	4	3	4
3	0	0	3	1	22	-21	0

### Quarterfinals

### Semifinals

### Finals

### Final Standings



- 1
- 2
- 3
- 4
- 5 CAN - Canada
- 6 JPN - Japan
- 7 KOR - Republic of Korea
- 8 FRA - France

### Classification Playoff



**Note:**

The final ranking in the round robin is determined by points earned. Ties are broken using the following methods in this order: Goal Difference, Number of Wins, Goals Against, Goal Difference in games between tied teams. Please refer to Goalball Rule 49.

**Legend:**

Diff Difference      Q Qualified for Quarterfinals



### Game Results

Résultat de partie

Game No.36

**JPN 0 - 1 CAN**  
(HT 0 - 0)

Referee: KUPER Sarah (GER)

Referee: WELBORN Linda (USA)

#### JPN - Japan

Uniform Colour: RED

No.	Name	Sub	M. Sub	Min	Throws			Penalty Throws			Totals		
					G	P	T	G	P	T	G	P	T
1	TEMMA Yuki	2		15		1	25					1	25
2	ARAI Minami			15			25						25
4	AMURO Saki			12			7						7
6	HAGIWARA Norika			18			42						42
7	TAKAHASHI Rieko			12									
9	KOMIYA Masae												
<b>TOTALS</b>							<b>1</b>	<b>99</b>				<b>1</b>	<b>99</b>

#### RUNNING SCORE

**JPN**    1st Half    **CAN**  
-  
2nd Half  
0 (19:36) 1    BURK A

#### CAN - Canada

Uniform Colour: RED

No.	Name	Sub	M. Sub	Min	Throws			Penalty Throws			Totals		
					G	P	T	G	P	T	G	P	T
1	SALEHIZADEH Maryam			12			24						24
3	BOGART Whitney			24									
4	MAHON Meghan			12			24						24
5	REINKE Emma			12			23						23
6	BALDOCK Brieann Tracy Kelly												
7	BURK Amy			12	1		26			1	1		27
<b>TOTALS</b>							<b>1</b>	<b>97</b>			<b>1</b>	<b>1</b>	<b>98</b>

**Legend:**

**G** Goals    **HT** Half Time    **Min** Minutes Played    **M. Sub** Medical Substitution    **No.** Shirt Number    **P** Penalties  
**Sub** Substitution out    **T** Throws



### Game Statistics

Statistique de partie

Game No.36

**JPN 0 - 1 CAN**  
(HT 0 - 0)

Referee: KUPER Sarah (GER)

Referee: WELBORN Linda (USA)

#### JPN - Japan

No.	Name	Sub	M. Sub	Min	Throws			Penalty Throws			Extra		Totals			PM	OG	BK	BO
					G	P	T	G	P	T	G	T	G	P	T				
1	TEMMA Yuki	2		15		1	25							1	25			21	
2	ARAI Minami			15			25								25			15	
4	AMURO Saki			12			7								7			24	
6	HAGIWARA Norika			18			42								42			21	
7	TAKAHASHI Rieko			12														10	
9	KOMIYA Masae																		
<b>TOTALS</b>							1	99							1	99	1		91

Team Penalties					Personal Penalties									
10	DG	UC	IC	N	SB	HB	LB	ES	ID	DG	UC	N		
						1								

#### CAN - Canada

No.	Name	Sub	M. Sub	Min	Throws			Penalty Throws			Extra		Totals			PM	OG	BK	BO
					G	P	T	G	P	T	G	T	G	P	T				
1	SALEHIZADEH Maryam			12			24								24			19	
3	BOGART Whitney			24														41	
4	MAHON Meghan			12			24								24			5	
5	REINKE Emma			12			23								23			15	
6	BALDOCK Briann Tracy Kelly																		
7	BURK Amy			12	1		26			1			1		27			9	
<b>TOTALS</b>							1	97			1		1		98			89	

Team Penalties					Personal Penalties									
10	DG	UC	IC	N	SB	HB	LB	ES	ID	DG	UC	N		

Legend:											
10	Ten Seconds	BK	Blocks	BO	Ball Over	DG	Delay of Game	ES	Eyeshades		
G	Goals	HB	High Ball	HT	Half Time	IC	Illegal Coaching	ID	Illegal Defence		
LB	Long Ball	Min	Minutes Played	M.Sub	Medical Substitution	N	Noise	No.	Shirt Number		
OG	Own Goals	P	Penalties	PM	Penalties Made	SB	Short Ball	Sub	Substitution out		
T	Throws	UC	Unsporting Conduct								



**Start List**

Liste de départ

**REVISED**  
4 SEP 10:24

Game No.36

**JPN - CAN**

Referee: KUPER Sarah (GER)

Referee: WELBORN Linda (USA)

**JPN - Japan**

Uniform Colour: RED

No.	Name	Sport Class	Date of Birth	Competition Statistics		
				GP	Min	G
1	TEMMA Yuki	B1	26 JUL 1990	4	46	1
2	ARAI Minami	B3	22 JAN 2003	4	59	1
4	AMURO Saki	B1	5 MAR 1993	4	59	1
6	HAGIWARA Norika	B2	3 MAR 2001	4	63	6
7	TAKAHASHI Rieko	B1	20 MAR 1998	4	43	
9	KOMIYA Masae	B1	8 MAY 1975	4	18	2

	JPN	Played
PR	KOR	3-1
PR	CAN	2-1
PR	FRA	6-0
QF	BRA	0-2

Coach: TSUJI Mihoko  
Assistant Coach: SUGIYAMA Sayaka  
Staff: MAEDA Kikuko

**CAN - Canada**

Uniform Colour: RED

No.	Name	Sport Class	Date of Birth	Competition Statistics		
				GP	Min	G
1	SALEHIZADEH Maryam	B3	21 SEP 1986	4	24	2
3	BOGART Whitney	B3	21 APR 1986	4	91	
4	MAHON Meghan	B3	15 JAN 1996	4	36	1
5	REINKE Emma	B3	22 JUN 1998	4	88	7
6	BALDOCK Briann Tracy Kelly	B3	14 DEC 1995	4		
7	BURK Amy	B3	17 MAR 1990	4	49	2

	CAN	Played
PR	FRA	10-0
PR	JPN	1-2
PR	KOR	0-0
QF	ISR	1-5

Coach: FAREBROTHER Trent  
Assistant Coach: GAGNON Chloe  
Staff: BUTTLE Megan

Legend:							
G	Goals Scored	GP	Games Played	Min	Minutes Played	No.	Shirt Number
QF	Quarterfinal	PR	Preliminary Round				

**REVISED** Shirt colour change - CAN



## Competition Summary

Résumé des compétitions

As of WED 4 SEP 2024

Pool C					
Rank		CHN	TUR	ISR	BRA
1	CHN		7-5 (3-5)	6-1 (2-0)	3-1 (1-0)
2	TUR	5-7 (5-3)		5-4 (4-0)	3-3 (2-2)
3	ISR	1-6 (0-2)	4-5 (0-4)		8-4 (3-1)
4	BRA	1-3 (0-1)	3-3 (2-2)	4-8 (1-3)	

Games				Goals			Points
Played	Won	Draw	Lost	For	Against	Diff	
3	3	0	0	16	7	9	9
3	1	1	1	13	14	-1	4
3	1	0	2	13	15	-2	3
3	0	1	2	8	14	-6	1

Pool D					
Rank		JPN	CAN	KOR	FRA
1	JPN		2-1 (1-1)	3-1 (1-1)	6-0 (3-0)
2	CAN	1-2 (1-1)		0-0 (0-0)	10-0 (5-0)
3	KOR	1-3 (1-1)	0-0 (0-0)		6-1 (1-1)
4	FRA	0-6 (0-3)	0-10 (0-5)	1-6 (1-1)	

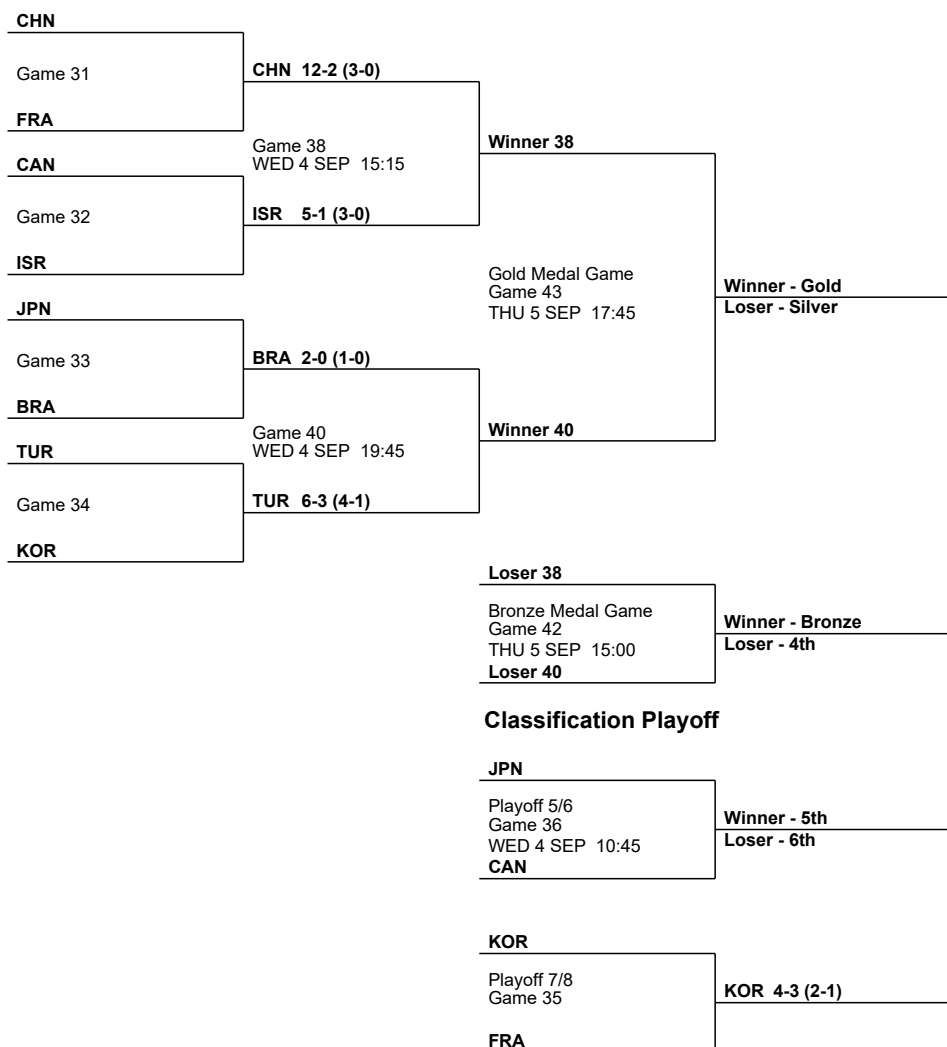
Games				Goals			Points
Played	Won	Draw	Lost	For	Against	Diff	
3	3	0	0	11	2	9	9
3	1	1	1	11	2	9	4
3	1	1	1	7	4	3	4
3	0	0	3	1	22	-21	0

### Quarterfinals

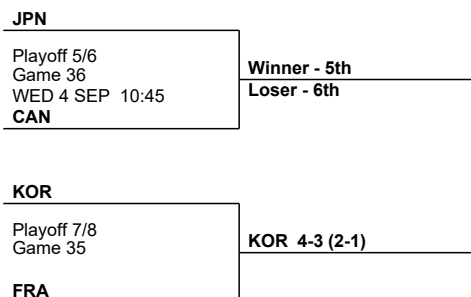
### Semifinals

### Finals

### Final Standings



### Classification Playoff



**Note:**  
The final ranking in the round robin is determined by points earned. Ties are broken using the following methods in this order: Goal Difference, Number of Wins, Goals Against, Goal Difference in games between tied teams. Please refer to Goalball Rule 49.

**Legend:**  
Diff Difference      Q Qualified for Quarterfinals



### Game Results

Résultat de partie

Game No.35

**KOR 4 - 3 FRA**

(HT 2 - 1) (FT 2 - 2) (OT 0 - 0) (ET 2 - 1)

Referee: LARSSON Patrik (SWE)

Referee: DAGENAIS Claude (CAN)

#### KOR - Korea

Uniform Colour: WHITE

No.	Name	Sub	M. Sub	Min	Throws			Penalty Throws			Totals			
					G	P	T	G	P	T	G	P	T	
1	KIM Heejin			30			5							6
3	KIM Eunji											1		1
4	PARK Eunji	1		3			7					1		8
6	SIM Seonhwa			30	1		51			1		1		53
7	SEO Minji	1		27	1		57					1		58
8	CHOI Eumjee													1
<b>TOTALS</b>					<b>2</b>		<b>120</b>			<b>1</b>		<b>4</b>		<b>127</b>

#### RUNNING SCORE

KOR	1st Half	FRA
SIM S	1 (2:31) 0	
	1 (6:28) 1	RONDEPIERRE L
SEO M	2 (10:30) 1	
	<b>2nd Half</b>	
	2 (19:49) 2	AJAMI A
	<b>Overtime 1</b>	
	-	
	<b>Overtime 2</b>	
	-	

#### FRA - France

Uniform Colour: BLUE

No.	Name	Sub	M. Sub	Min	Throws			Penalty Throws			Totals			
					G	P	T	G	P	T	G	P	T	
3	ALHAN Melda			30			4							5
4	GONZALEZ Coralie													1
5	AJAMI Adelia			30	1	1	59			1	1	1	1	61
7	MATOS Gwendoline													1
8	RONDEPIERRE Loise			30	1		55					1		56
9	BERQUIER Jahmali											1		1
<b>TOTALS</b>					<b>2</b>	<b>1</b>	<b>118</b>			<b>1</b>		<b>3</b>	<b>1</b>	<b>125</b>



### Game Results

Résultat de partie

Game No.35

**KOR 4 - 3 FRA**

(HT 2 - 1) (FT 2 - 2) (OT 0 - 0) (ET 2 - 1)

Referee: LARSSON Patrik (SWE)

Referee: DAGENAIS Claude (CAN)

### EXTRA THROWS

KOR - Republic of Korea			Extra		FRA - France			Extra	
No.	Name		Throw	Score	No.	Name	Throw	Score	
1	KIM Heejin		Miss	0 - 0	4	GONZALEZ Coralie	Miss	0 - 0	
6	SIM Seonhwa		Save	0 - 0	9	BERQUIER Jahmali	Goal	0 - 1	
7	SEO Minji		Save	0 - 1	5	AJAMI Adelia	Save	0 - 1	
4	PARK Eunji		Goal	1 - 1	7	MATOS Gwendoline	Miss	1 - 1	
3	KIM Eunji		Goal	2 - 1	8	RONDEPIERRE Loise	Save	1 - 1	
8	CHOI Eumjee		Save	2 - 1	3	ALHAN Melda	Save	2 - 1	
<b>TOTALS</b>				<b>2</b>	<b>TOTALS</b>				<b>1</b>

Legend:											
ET	Extra Throws	FT	Full Time	G	Goals	HT	Half Time	Min	Minutes Played	M. Sub	Medical Substitution
No.	Shirt Number	OT	Overtime	P	Penalties	Sub	Substitution out	T	Throws		



### Game Statistics

Statistique de partie

Game No.35

**KOR 4 - 3 FRA**

(HT 2 - 1) (FT 2 - 2) (OT 0 - 0) (ET 2 - 1)

Referee: LARSSON Patrik (SWE)

Referee: DAGENAIS Claude (CAN)

#### KOR - Korea

No.	Name	Sub	M. Sub	Min	Throws			Penalty Throws			Extra		Totals			PM	OG	BK	BO	
					G	P	T	G	P	T	G	T	G	P	T					
1	KIM Heejin			30			5							6			48	1		
3	KIM Eunji										1	1	1	1			1			
4	PARK Eunji	1		3			7				1	1	1	8			2			
6	SIM Seonhwa			30	1		51			1		1	1	53			26			
7	SEO Minji	1		27	1		57					1	1	58			30			
8	CHOI Eumjee											1	1	1			1			
<b>TOTALS</b>							<b>2</b>		<b>120</b>			<b>1</b>	<b>2</b>	<b>6</b>	<b>4</b>		<b>127</b>	<b>1</b>	<b>108</b>	<b>1</b>

Team Penalties					Personal Penalties									
10	DG	UC	IC	N	SB	HB	LB	ES	ID	DG	UC	N		
				1										

#### FRA - France

No.	Name	Sub	M. Sub	Min	Throws			Penalty Throws			Extra		Totals			PM	OG	BK	BO	
					G	P	T	G	P	T	G	T	G	P	T					
3	ALHAN Melda			30			4					1		5			43	3		
4	GONZALEZ Coralie											1		1						
5	AJAMI Adelia			30	1	1	59			1		1	1	61	1		25			
7	MATOS Gwendoline											1		1						
8	RONDEPIERRE Loise			30	1		55					1	1	56			45			
9	BERQUIER Jahmali											1	1	1			1			
<b>TOTALS</b>							<b>2</b>	<b>1</b>	<b>118</b>			<b>1</b>	<b>1</b>	<b>6</b>	<b>3</b>	<b>1</b>	<b>125</b>	<b>1</b>	<b>114</b>	<b>3</b>

Team Penalties					Personal Penalties									
10	DG	UC	IC	N	SB	HB	LB	ES	ID	DG	UC	N		
						1								

Legend:											
<b>10</b>	Ten Seconds	<b>BK</b>	Blocks	<b>BO</b>	Ball Over	<b>DG</b>	Delay of Game	<b>ES</b>	Eyeshades		
<b>ET</b>	Extra Throws	<b>FT</b>	Full Time	<b>G</b>	Goals	<b>HB</b>	High Ball	<b>HT</b>	Half Time		
<b>IC</b>	Illegal Coaching	<b>ID</b>	Illegal Defence	<b>LB</b>	Long Ball	<b>Min</b>	Minutes Played	<b>M.Sub</b>	Medical Substitution		
<b>N</b>	Noise	<b>No.</b>	Shirt Number	<b>OG</b>	Own Goals	<b>OT</b>	Overtime	<b>P</b>	Penalties		
<b>PM</b>	Penalties Made	<b>SB</b>	Short Ball	<b>Sub</b>	Substitution out	<b>T</b>	Throws	<b>UC</b>	Unsporting Conduct		





### Start List

Liste de départ

**REVISED**  
4 SEP 8:36

Game No.35

**KOR - FRA**

Referee: LARSSON Patrik (SWE)

Referee: DAGENAIS Claude (CAN)

#### KOR - Korea

Uniform Colour: WHITE

No.	Name	Sport Class	Date of Birth	Competition Statistics		
				GP	Min	G
1	KIM Heejin	B3	29 NOV 1994	4	94	
3	KIM Eunji	B2	23 APR 1991	4	3	
4	PARK Eunji	B3	2 JUN 1999	4	12	2
6	SIM Seonhwa	B2	2 MAR 1992	4	93	7
7	SEO Minji	B2	29 DEC 2001	4	84	1
8	CHOI Eumjee	B1	6 JUL 1999	4	2	

	KOR	Played
PR	JPN	1-3
PR	FRA	6-1
PR	CAN	0-0
QF	TUR	3-6

Coach: JUNG Eun Sun

Assistant Coach: JUNG Jiyoung

Staff: YU Hyejin

#### FRA - France

Uniform Colour: BLUE

No.	Name	Sport Class	Date of Birth	Competition Statistics		
				GP	Min	G
3	ALHAN Melda	B2	31 MAY 2005	4	54	
4	GONZALEZ Coralie	B1	2 APR 1988	4	45	
5	AJAMI Adelia	B3	1 APR 2003	4	84	2
7	MATOS Gwendoline	B2	29 DEC 1993	4	72	
8	RONDEPIERRE Loise	B3	8 FEB 1998	4	26	1
9	BERQUIER Jahmali	B2	9 JAN 2003	4	7	

	FRA	Played
PR	CAN	0-10
PR	KOR	1-6
PR	JPN	0-6
QF	CHN	2-12

Coach: PUAUD Anthony

Assistant Coach: VIDALOT Charlotte

Staff: MELIANDE COUSSIRAT Gilles

#### Legend:

**G** Goals Scored      **GP** Games Played      **Min** Minutes Played      **No.** Shirt Number  
**QF** Quarterfinal      **PR** Preliminary Round

REVISED

Shirt colour changed - FRA





### Game Results

Résultat de partie

Game No.38

**CHN 1 - 2 ISR**

(HT 1 - 1)

Referee: VAITIEKUS Romualdas (LTU)

Referee: DAWSON Janice (CAN)

#### CHN - China

Uniform Colour: RED

No.	Name	Sub	M. Sub	Min	Throws			Penalty Throws			Totals				
					G	P	T	G	P	T	G	P	T		
1	ZHANG Xiling	1		1			1								1
2	CAO Zhenhua	1		23			52								52
5	XU Miao			24			14								14
6	WANG Chunyan			24	1		42				1				42
7	KE Peiyang														
9	WANG Chunhua														
<b>TOTALS</b>							<b>1</b>			<b>109</b>				<b>1</b>	<b>109</b>

#### RUNNING SCORE

CHN	1st Half	ISR
	0 (3:20)	1 BEN DAVID L
WANG C	1 (8:38)	1
2nd Half		
	1 (14:36)	2 MAHAMID-RUZIN E

#### ISR - Israel

Uniform Colour: LIGHT BLUE

No.	Name	Sub	M. Sub	Min	Throws			Penalty Throws			Totals				
					G	P	T	G	P	T	G	P	T		
1	MAHAMID-RUZIN Elham	1		4	1		10				1				10
2	MALKA Noa														
3	HAMRANI Gal														
4	MIZRAHI Or			21			41								41
5	OHAYON Roni			24			3								3
6	BEN DAVID Lihi	1		23	1		55				1				55
<b>TOTALS</b>							<b>2</b>			<b>109</b>				<b>2</b>	<b>109</b>

#### Legend:

<b>G</b>	Goals	<b>HT</b>	Half Time	<b>Min</b>	Minutes Played	<b>M. Sub</b>	Medical Substitution	<b>No.</b>	Shirt Number	<b>P</b>	Penalties
<b>Sub</b>	Substitution out	<b>T</b>	Throws								



### Game Statistics

Statistique de partie

Game No.38

**CHN 1 - 2 ISR**  
(HT 1 - 1)

Referee: VAITIEKUS Romualdas (LTU)

Referee: DAWSON Janice (CAN)

#### CHN - China

No.	Name	Sub	M. Sub	Min	Throws			Penalty Throws			Extra		Totals			PM	OG	BK	BO
					G	P	T	G	P	T	G	T	G	P	T				
1	ZHANG Xiling	1		1			1											2	
2	CAO Zhenhua	1		23			52											31	
5	XU Miao			24			14											31	
6	WANG Chunyan			24	1		42						1					32	
7	KE Peiyang																		
9	WANG Chunhua																		
<b>TOTALS</b>							<b>1</b>		<b>109</b>					<b>1</b>				<b>96</b>	

Team Penalties					Personal Penalties									
10	DG	UC	IC	N	SB	HB	LB	ES	ID	DG	UC	N		

#### ISR - Israel

No.	Name	Sub	M. Sub	Min	Throws			Penalty Throws			Extra		Totals			PM	OG	BK	BO
					G	P	T	G	P	T	G	T	G	P	T				
1	MAHAMID-RUZIN Elham	1		4	1		10						1		10			8	
2	MALKA Noa																	1	
3	HAMRANI Gal																		
4	MIZRAHI Or			21			41								41			14	
5	OHAYON Roni			24			3								3			41	
6	BEN DAVID Lih	1		23	1		55						1		55			33	
<b>TOTALS</b>							<b>2</b>		<b>109</b>					<b>2</b>				<b>97</b>	

Team Penalties					Personal Penalties									
10	DG	UC	IC	N	SB	HB	LB	ES	ID	DG	UC	N		

Legend:											
<b>10</b>	Ten Seconds	<b>BK</b>	Blocks	<b>BO</b>	Ball Over	<b>DG</b>	Delay of Game	<b>ES</b>	Eyeshades		
<b>G</b>	Goals	<b>HB</b>	High Ball	<b>HT</b>	Half Time	<b>IC</b>	Illegal Coaching	<b>ID</b>	Illegal Defence		
<b>LB</b>	Long Ball	<b>Min</b>	Minutes Played	<b>M.Sub</b>	Medical Substitution	<b>N</b>	Noise	<b>No.</b>	Shirt Number		
<b>OG</b>	Own Goals	<b>P</b>	Penalties	<b>PM</b>	Penalties Made	<b>SB</b>	Short Ball	<b>Sub</b>	Substitution out		
<b>T</b>	Throws	<b>UC</b>	Unsporting Conduct								



### Start List

Liste de départ

**REVISED**  
4 SEP 14:47

Game No.38

**CHN - ISR**

Referee: VAITIEKUS Romualdas (LTU)

Referee: DAWSON Janice (CAN)

#### CHN - China

Uniform Colour: RED

No.	Name	Sport Class	Date of Birth	Competition Statistics		
				GP	Min	G
1	ZHANG Xiling	B3	17 JUN 1998	4	9	3
2	CAO Zhenhua	B1	23 AUG 1997	4	87	11
5	XU Miao	B3	12 OCT 2001	4	96	
6	WANG Chunyan	B2	7 DEC 2001	4	92	13
7	KE Peiyang	B2	27 JAN 2001	4		
9	WANG Chunhua	B2	20 JUN 1995	4	4	1

	CHN	Played
PR	TUR	7-5
PR	BRA	3-1
PR	ISR	6-1
QF	FRA	12-2

Coach: ZHANG Xiaopeng

Assistant Coach: YANG Chunhong

Staff: FU Juan

#### ISR - Israel

Uniform Colour: LIGHT BLUE

No.	Name	Sport Class	Date of Birth	Competition Statistics		
				GP	Min	G
1	MAHAMID-RUZIN Elham	B3	16 FEB 1990	4	24	1
2	MALKA Noa	B3	15 JUN 2003	4	3	
3	HAMRANI Gal	B1	1 DEC 1992	4	45	
4	MIZRAHI Or	B3	7 MAY 1993	4	77	7
5	OHAYON Roni	B2	8 MAR 1999	4	51	
6	BEN DAVID Lihi	B1	8 DEC 1995	4	88	10

	ISR	Played
PR	BRA	8-4
PR	TUR	4-5
PR	CHN	1-6
QF	CAN	5-1

Coach: SHOHAM Raz

Assistant Coach: ABU AIASH Muhammad

Staff: FUERTE Ariel

#### Legend:

**G** Goals Scored      **GP** Games Played      **Min** Minutes Played      **No.** Shirt Number  
**QF** Quarterfinal      **PR** Preliminary Round

**REVISED**

Color changed ISR. Staff changed CHN.





### Game Results

Résultat de partie

Game No.40

**BRA 1 - 3 TUR**  
(HT 1 - 3)

Referee: OBEIDAT Manar (JOR)

Referee: VUOKILA Juha (FIN)

#### BRA - Brazil

Uniform Colour: YELLOW

No.	Name	Sub	M. Sub	Min	Throws			Penalty Throws			Totals		
					G	P	T	G	P	T	G	P	T
1	MOURA Geovana			2		1	2					1	2
2	BRITO Gabriely	1		22			2						2
5	LIMA Moniza			24			44			1			45
6	SILVA Katia												
7	LONGHINI Danielle	1		10		1	25					1	25
8	VITORINO Jessica	1		14	1		28				1		28
<b>TOTALS</b>							<b>101</b>			<b>1</b>	<b>1</b>	<b>2</b>	<b>102</b>

#### RUNNING SCORE

BRA	1st Half	TUR
	0 (2:27)	1 GULER FG
	0 (3:09)	2 ALTUNOLUK S
VITORINO J	1 (6:44)	2 ALTUNOLUK S
	1 (8:02)	3 ALTUNOLUK S
	<b>2nd Half</b>	

#### TUR - Türkiye

Uniform Colour: WHITE-RED

No.	Name	Sub	M. Sub	Min	Throws			Penalty Throws			Totals		
					G	P	T	G	P	T	G	P	T
1	GULER Fatma Gul			24	1		44				1		44
2	YILMAZ Reyhan			24			1						1
3	ALTUNOLUK Sevda			24	2		57			1	2		58
4	KAPLAN Seydanur												
7	ALTUNOLUK Sevtap												
8	ALTAN Berfin												
<b>TOTALS</b>							<b>102</b>			<b>1</b>	<b>3</b>		<b>103</b>

#### Legend:

<b>G</b>	Goals	<b>HT</b>	Half Time	<b>Min</b>	Minutes Played	<b>M. Sub</b>	Medical Substitution	<b>No.</b>	Shirt Number	<b>P</b>	Penalties
<b>Sub</b>	Substitution out	<b>T</b>	Throws								



### Game Statistics

Statistique de partie

Game No.40

**BRA 1 - 3 TUR**  
(HT 1 - 3)

Referee: OBEIDAT Manar (JOR)

Referee: VUOKILA Juha (FIN)

#### BRA - Brazil

No.	Name	Sub	M. Sub	Min	Throws			Penalty Throws			Extra		Totals			PM	OG	BK	BO		
					G	P	T	G	P	T	G	T	G	P	T						
1	MOURA Geovana			2		1	2							1	2			5			
2	BRITO Gabriely	1		22			2								2			45	3		
5	LIMA Moniza			24			44			1					45			9			
6	SILVA Katia																				
7	LONGHINI Danielle	1		10		1	25						1	25	1			17			
8	VITORINO Jessica	1		14	1		28						1	28				18			
<b>TOTALS</b>							<b>1</b>	<b>2</b>	<b>101</b>			<b>1</b>			<b>1</b>	<b>2</b>	<b>102</b>	<b>2</b>		<b>94</b>	<b>3</b>

Team Penalties					Personal Penalties								
10	DG	UC	IC	N	SB	HB	LB	ES	ID	DG	UC	N	
						1	1						

#### TUR - Türkiye

No.	Name	Sub	M. Sub	Min	Throws			Penalty Throws			Extra		Totals			PM	OG	BK	BO		
					G	P	T	G	P	T	G	T	G	P	T						
1	GULER Fatma Gul			24	1		44						1		44			28			
2	YILMAZ Reyhan			24			1							1	1			44			
3	ALTUNOLUK Sevda			24	2		57			1			2		58			19			
4	KAPLAN Seydanur																				
7	ALTUNOLUK Sevtap																				
8	ALTAN Berfin																				
<b>TOTALS</b>							<b>3</b>		<b>102</b>			<b>1</b>			<b>3</b>			<b>103</b>	<b>1</b>		<b>91</b>

Team Penalties					Personal Penalties								
10	DG	UC	IC	N	SB	HB	LB	ES	ID	DG	UC	N	
											1		

#### Legend:

<b>10</b>	Ten Seconds	<b>BK</b>	Blocks	<b>BO</b>	Ball Over	<b>DG</b>	Delay of Game	<b>ES</b>	Eyeshades
<b>G</b>	Goals	<b>HB</b>	High Ball	<b>HT</b>	Half Time	<b>IC</b>	Illegal Coaching	<b>ID</b>	Illegal Defence
<b>LB</b>	Long Ball	<b>Min</b>	Minutes Played	<b>M.Sub</b>	Medical Substitution	<b>N</b>	Noise	<b>No.</b>	Shirt Number
<b>OG</b>	Own Goals	<b>P</b>	Penalties	<b>PM</b>	Penalties Made	<b>SB</b>	Short Ball	<b>Sub</b>	Substitution out
<b>T</b>	Throws	<b>UC</b>	Unsporting Conduct						





## Start List

Liste de départ

Game No.40

**BRA - TUR**

Referee: OBEIDAT Manar (JOR)

Referee: VUOKILA Juha (FIN)

### BRA - Brazil

Uniform Colour: YELLOW

No.	Name	Sport Class	Date of Birth	Competition Statistics		
				GP	Min	G
1	MOURA Geovana	B2	23 JUN 1999	4	7	1
2	BRITO Gabriely	B3	15 AUG 1990	4	88	
5	LIMA Moniza	B2	16 APR 1998	4	86	4
6	SILVA Katia	B1	24 APR 1995	4	15	
7	LONGHINI Danielle	B1	22 FEB 2001	4	35	
8	VITORINO Jessica	B3	22 JUL 1993	4	57	5

	BRA	Played
PR	TUR	3-3
PR	ISR	4-8
PR	CHN	1-3
QF	JPN	2-0

Coach: TOSIM Alessandro

Assistant Coach: MULLER Luciana

Staff: FREITAS Monica

### TUR - Türkiye

Uniform Colour: WHITE-RED

No.	Name	Sport Class	Date of Birth	Competition Statistics		
				GP	Min	G
1	GULER Fatma Gul	B2	12 FEB 2004	4	94	3
2	YILMAZ Reyhan	B2	18 NOV 2001	4	84	
3	ALTUNOLUK Sevda	B2	1 APR 1994	4	94	15
4	KAPLAN Seydanur	B2	23 MAR 2000	4	12	
7	ALTUNOLUK Sevtap	B3	1 OCT 1995	4	2	
8	ALTAN Berfin	B3	24 NOV 2003	4	2	1

	TUR	Played
PR	BRA	3-3
PR	CHN	5-7
PR	ISR	5-4
QF	KOR	6-3

Coach: KARASU Gultekin

Assistant Coach: KESKIN Baris

Assistant Coach: BALIKCI Caner

#### Legend:

<b>G</b>	Goals Scored	<b>GP</b>	Games Played	<b>Min</b>	Minutes Played	<b>No.</b>	Shirt Number
<b>QF</b>	Quarterfinal	<b>PR</b>	Preliminary Round				



## Competition Summary

Résumé des compétitions

As of TUE 3 SEP 2024

Pool C					
Rank		CHN	TUR	ISR	BRA
1	CHN		7-5 (3-5)	6-1 (2-0)	3-1 (1-0)
2	TUR	5-7 (5-3)		5-4 (4-0)	3-3 (2-2)
3	ISR	1-6 (0-2)	4-5 (0-4)		8-4 (3-1)
4	BRA	1-3 (0-1)	3-3 (2-2)	4-8 (1-3)	

Games				Goals			Points
Played	Won	Draw	Lost	For	Against	Diff	
3	3	0	0	16	7	9	9
3	1	1	1	13	14	-1	4
3	1	0	2	13	15	-2	3
3	0	1	2	8	14	-6	1


Pool D					
Rank		JPN	CAN	KOR	FRA
1	JPN		2-1 (1-1)	3-1 (1-1)	6-0 (3-0)
2	CAN	1-2 (1-1)		0-0 (0-0)	10-0 (5-0)
3	KOR	1-3 (1-1)	0-0 (0-0)		6-1 (1-1)
4	FRA	0-6 (0-3)	0-10 (0-5)	1-6 (1-1)	

Games				Goals			Points
Played	Won	Draw	Lost	For	Against	Diff	
3	3	0	0	11	2	9	9
3	1	1	1	11	2	9	4
3	1	1	1	7	4	3	4
3	0	0	3	1	22	-21	0

### Quarterfinals

### Semifinals

### Finals



### Classification Playoff

#### Highest ranked QF loser

Playoff 5/6 Game 36 WED 4 SEP 10:45	Winner - 5th Loser - 6th
---	-----------------------------

#### 3rd highest ranked QF loser

Playoff 7/8 Game 35 WED 4 SEP 9:00	Winner - 7th Loser - 8th
--	-----------------------------

#### Note:

The final ranking in the round robin is determined by points earned. Ties are broken using the following methods in this order: Goal Difference, Number of Wins, Goals Against, Goal Difference in games between tied teams. Please refer to Goalball Rule 49.

#### Legend:

Diff Difference      Q Qualified for Quarterfinals



### Game Results

Résultat de partie

Game No.31

**CHN 12 - 2 FRA**  
(HT 3 - 0)

Referee: OBEIDAT Manar (JOR)

Referee: LARSSON Patrik (SWE)

#### CHN - China

Uniform Colour: RED

No.	Name	Sub	M. Sub	Min	Throws			Penalty Throws			Totals				
					G	P	T	G	P	T	G	P	T		
1	ZHANG Xiling	1		5	3	1	12				3	1	12		
2	CAO Zhenhua			19	7	1	40				7	1	40		
5	XU Miao			24			7						7		
6	WANG Chunyan	1		21	1	3	34				1	3	34		
7	KE Peiyang														
9	WANG Chunhua			3	1		3				1		3		
<b>TOTALS</b>								<b>12</b>	<b>5</b>	<b>96</b>			<b>12</b>	<b>5</b>	<b>96</b>

#### RUNNING SCORE

CHN	1st Half	FRA
CAO Z	1 (0:10)	0
CAO Z	2 (2:40)	0
CAO Z	3 (6:37)	0
	<b>2nd Half</b>	
	3 (12:05)	1 RONDEPIERRE L
ZHANG X	4 (14:15)	1
ZHANG X	5 (16:48)	1
	5 (16:59)	2 AJAMI A
ZHANG X	6 (16:59)	2
CAO Z	7 (17:54)	2
CAO Z	8 (18:23)	2
WANG C	9 (19:01)	2
CAO Z	10 (20:02)	2
WANG C	11 (21:16)	2
CAO Z	12 (21:48)	2

#### FRA - France

Uniform Colour: BLUE

No.	Name	Sub	M. Sub	Min	Throws			Penalty Throws			Totals				
					G	P	T	G	P	T	G	P	T		
3	ALHAN Melda			24			1						1		
4	GONZALEZ Coralie														
5	AJAMI Adelia			24			37	1		5	1		42		
7	MATOS Gwendoline														
8	RONDEPIERRE Loise			24	1		49				1		49		
9	BERQUIER Jahmali														
<b>TOTALS</b>								<b>1</b>		<b>87</b>	<b>1</b>		<b>5</b>	<b>2</b>	<b>92</b>

#### Legend:

<b>G</b>	Goals	<b>HT</b>	Half Time	<b>Min</b>	Minutes Played	<b>M. Sub</b>	Medical Substitution	<b>No.</b>	Shirt Number	<b>P</b>	Penalties
<b>Sub</b>	Substitution out	<b>T</b>	Throws								



### Game Statistics

Statistique de partie

Game No.31

**CHN 12 - 2 FRA**  
(HT 3 - 0)

Referee: OBEIDAT Manar (JOR)

Referee: LARSSON Patrik (SWE)

#### CHN - China

No.	Name	Sub	M. Sub	Min	Throws			Penalty Throws			Extra		Totals			PM	OG	BK	BO
					G	P	T	G	P	T	G	T	G	P	T				
1	ZHANG Xiling	1		5	3	1	12											11	
2	CAO Zhenhua			19	7	1	40											30	
5	XU Miao			24			7											17	
6	WANG Chunyan	1		21	1	3	34											23	
7	KE Peiyong																		
9	WANG Chunhua			3	1		3												
<b>TOTALS</b>								<b>12</b>	<b>5</b>	<b>96</b>				<b>12</b>	<b>5</b>	<b>96</b>	<b>5</b>	<b>81</b>	

Team Penalties					Personal Penalties									
10	DG	UC	IC	N	SB	HB	LB	ES	ID	DG	UC	N		
							5							

#### FRA - France

No.	Name	Sub	M. Sub	Min	Throws			Penalty Throws			Extra		Totals			PM	OG	BK	BO	
					G	P	T	G	P	T	G	T	G	P	T					
3	ALHAN Melda			24			1											32		
4	GONZALEZ Coralie																			
5	AJAMI Adelia			24			37	1		5								16		
7	MATOS Gwendoline																			
8	RONDEPIERRE Loise			24	1		49											19		
9	BERQUIER Jahmali																			
<b>TOTALS</b>								<b>1</b>		<b>87</b>	<b>1</b>		<b>5</b>			<b>2</b>		<b>92</b>	<b>67</b>	<b>4</b>

Team Penalties					Personal Penalties									
10	DG	UC	IC	N	SB	HB	LB	ES	ID	DG	UC	N		

#### Legend:

<b>10</b>	Ten Seconds	<b>BK</b>	Blocks	<b>BO</b>	Ball Over	<b>DG</b>	Delay of Game	<b>ES</b>	Eyeshades
<b>G</b>	Goals	<b>HB</b>	High Ball	<b>HT</b>	Half Time	<b>IC</b>	Illegal Coaching	<b>ID</b>	Illegal Defence
<b>LB</b>	Long Ball	<b>Min</b>	Minutes Played	<b>M.Sub</b>	Medical Substitution	<b>N</b>	Noise	<b>No.</b>	Shirt Number
<b>OG</b>	Own Goals	<b>P</b>	Penalties	<b>PM</b>	Penalties Made	<b>SB</b>	Short Ball	<b>Sub</b>	Substitution out
<b>T</b>	Throws	<b>UC</b>	Unsporting Conduct						



**Start List**

Liste de départ

**REVISED**  
3 SEP 13:06

Game No.31

**CHN - FRA**

Referee: OBEIDAT Manar (JOR)

Referee: LARSSON Patrik (SWE)

**CHN - China**

Uniform Colour: RED

No.	Name	Sport Class	Date of Birth	Competition Statistics		
				GP	Min	G
1	ZHANG Xiling	B3	17 JUN 1998	3	4	
2	CAO Zhenhua	B1	23 AUG 1997	3	68	4
5	XU Miao	B3	12 OCT 2001	3	72	
6	WANG Chunyan	B2	7 DEC 2001	3	71	12
7	KE Peiyang	B2	27 JAN 2001	3		
9	WANG Chunhua	B2	20 JUN 1995	3	1	

	CHN	Played
PR	TUR	7-5
PR	BRA	3-1
PR	ISR	6-1

Coach: ZHANG Xiaopeng

Assistant Coach: YANG Chunhong

Staff: FU Juan

**FRA - France**

Uniform Colour: BLUE

No.	Name	Sport Class	Date of Birth	Competition Statistics		
				GP	Min	G
3	ALHAN Melda	B2	31 MAY 2005	3	30	
4	GONZALEZ Coralie	B1	2 APR 1988	3	45	
5	AJAMI Adelia	B3	1 APR 2003	3	60	1
7	MATOS Gwendoline	B2	29 DEC 1993	3	72	
8	RONDEPIERRE Loise	B3	8 FEB 1998	3	2	
9	BERQUIER Jahmali	B2	9 JAN 2003	3	7	

	FRA	Played
PR	CAN	0-10
PR	KOR	1-6
PR	JPN	0-6

Coach: PUAUD Anthony

Assistant Coach: VIDALOT Charlotte

Staff: MELIANDE COUSSIRAT Gilles

**Legend:**

**G** Goals Scored      **GP** Games Played      **Min** Minutes Played      **No.** Shirt Number

**PR** Preliminary Round

**REVISED**

Changed shirt colour - FRA



## Competition Summary

Résumé des compétitions

As of TUE 3 SEP 2024

Pool C					
Rank		CHN	TUR	ISR	BRA
1	CHN		7-5 (3-5)	6-1 (2-0)	3-1 (1-0)
2	TUR	5-7 (5-3)		5-4 (4-0)	3-3 (2-2)
3	ISR	1-6 (0-2)	4-5 (0-4)		8-4 (3-1)
4	BRA	1-3 (0-1)	3-3 (2-2)	4-8 (1-3)	

Games				Goals			Points
Played	Won	Draw	Lost	For	Against	Diff	
3	3	0	0	16	7	9	9
3	1	1	1	13	14	-1	4
3	1	0	2	13	15	-2	3
3	0	1	2	8	14	-6	1


Pool D					
Rank		JPN	CAN	KOR	FRA
1	JPN		2-1 (1-1)	3-1 (1-1)	6-0 (3-0)
2	CAN	1-2 (1-1)		0-0 (0-0)	10-0 (5-0)
3	KOR	1-3 (1-1)	0-0 (0-0)		6-1 (1-1)
4	FRA	0-6 (0-3)	0-10 (0-5)	1-6 (1-1)	

Games				Goals			Points
Played	Won	Draw	Lost	For	Against	Diff	
3	3	0	0	11	2	9	9
3	1	1	1	11	2	9	4
3	1	1	1	7	4	3	4
3	0	0	3	1	22	-21	0

### Quarterfinals

### Semifinals

### Finals



### Classification Playoff

#### Highest ranked QF loser

Playoff 5/6 Game 36 WED 4 SEP 10:45	Winner - 5th Loser - 6th
---	-----------------------------

#### 3rd highest ranked QF loser

Playoff 7/8 Game 35 WED 4 SEP 9:00	Winner - 7th Loser - 8th
--	-----------------------------

#### Note:

The final ranking in the round robin is determined by points earned. Ties are broken using the following methods in this order: Goal Difference, Number of Wins, Goals Against, Goal Difference in games between tied teams. Please refer to Goalball Rule 49.

#### Legend:

Diff Difference      Q Qualified for Quarterfinals



### Game Results

Résultat de partie

Game No.32

**CAN 1 - 5 ISR**  
(HT 0 - 3)

Referee: KUPER Sarah (GER)

Referee: AGUADO Raquel (ESP)

#### CAN - Canada

Uniform Colour: BLACK

No.	Name	Sub	M. Sub	Min	Throws			Penalty Throws			Totals			
					G	P	T	G	P	T	G	P	T	
1	SALEHIZADEH Maryam	1		6			14							14
3	BOGART Whitney	1		19			1							1
4	MAHON Meghan			5										
5	REINKE Emma			24			51							51
6	BALDOCK Briann Tracy Kelly													
7	BURK Amy	1		18	1		36				1			36
<b>TOTALS</b>							<b>1</b>				<b>102</b>			<b>102</b>

#### RUNNING SCORE

CAN	1st Half	ISR
	0 (0:19)	1 BEN DAVID L
	0 (5:12)	2 BEN DAVID L
	0 (11:06)	3 BEN DAVID L
2nd Half		
BURK A	1 (12:14)	3
	1 (16:37)	4 MIZRAHI O
	1 (17:49)	5 BEN DAVID L

#### ISR - Israel

Uniform Colour: WHITE

No.	Name	Sub	M. Sub	Min	Throws			Penalty Throws			Totals			
					G	P	T	G	P	T	G	P	T	
1	MAHAMID-RUZIN Elham	1		4			7							7
2	MALKA Noa			1			3							3
3	HAMRANI Gal			6										
4	MIZRAHI Or	2		19	1		35				1			35
5	OHAYON Roni	1		18			5							5
6	BEN DAVID Lihi			24	4		55				4			55
<b>TOTALS</b>							<b>5</b>				<b>105</b>			<b>105</b>

Legend:											
<b>G</b>	Goals	<b>HT</b>	Half Time	<b>Min</b>	Minutes Played	<b>M. Sub</b>	Medical Substitution	<b>No.</b>	Shirt Number	<b>P</b>	Penalties
<b>Sub</b>	Substitution out	<b>T</b>	Throws								



### Game Statistics

Statistique de partie

Game No.32

**CAN 1 - 5 ISR**

(HT 0 - 3)

Referee: KUPER Sarah (GER)

Referee: AGUADO Raquel (ESP)

#### CAN - Canada

No.	Name	Sub	M. Sub	Min	Throws			Penalty Throws			Extra		Totals			PM	OG	BK	BO
					G	P	T	G	P	T	G	T	G	P	T				
1	SALEHIZADEH Maryam	1		6			14											10	
3	BOGART Whitney	1		19			1											23	2
4	MAHON Meghan			5														4	
5	REINKE Emma			24			51											37	
6	BALDOCK Briann Tracy Kelly																		
7	BURK Amy	1		18	1		36						1		36			13	1
<b>TOTALS</b>							<b>1</b>		<b>102</b>					<b>1</b>	<b>102</b>			<b>87</b>	<b>3</b>

Team Penalties					Personal Penalties									
10	DG	UC	IC	N	SB	HB	LB	ES	ID	DG	UC	N		

#### ISR - Israel

No.	Name	Sub	M. Sub	Min	Throws			Penalty Throws			Extra		Totals			PM	OG	BK	BO
					G	P	T	G	P	T	G	T	G	P	T				
1	MAHAMID-RUZIN Elham	1		4			7								7			6	
2	MALKA Noa			1			3								3			2	
3	HAMRANI Gal			6														9	1
4	MIZRAHI Or	2		19	1		35					1		35			34		
5	OHAYON Roni	1		18			5							5			27		
6	BEN DAVID Lihl			24	4		55						4	55			16		
<b>TOTALS</b>							<b>5</b>		<b>105</b>				<b>5</b>	<b>105</b>			<b>94</b>	<b>1</b>	

Team Penalties					Personal Penalties									
10	DG	UC	IC	N	SB	HB	LB	ES	ID	DG	UC	N		

**Legend:**

<b>10</b>	Ten Seconds	<b>BK</b>	Blocks	<b>BO</b>	Ball Over	<b>DG</b>	Delay of Game	<b>ES</b>	Eyeshades
<b>G</b>	Goals	<b>HB</b>	High Ball	<b>HT</b>	Half Time	<b>IC</b>	Illegal Coaching	<b>ID</b>	Illegal Defence
<b>LB</b>	Long Ball	<b>Min</b>	Minutes Played	<b>M.Sub</b>	Medical Substitution	<b>N</b>	Noise	<b>No.</b>	Shirt Number
<b>OG</b>	Own Goals	<b>P</b>	Penalties	<b>PM</b>	Penalties Made	<b>SB</b>	Short Ball	<b>Sub</b>	Substitution out
<b>T</b>	Throws	<b>UC</b>	Unsporting Conduct						





### Start List

Liste de départ

**REVISED**  
3 SEP 14:48

Game No.32

**CAN - ISR**

Referee: KUPER Sarah (GER)

Referee: AGUADO Raquel (ESP)

#### CAN - Canada

Uniform Colour: BLACK

No.	Name	Sport Class	Date of Birth	Competition Statistics		
				GP	Min	G
1	SALEHIZADEH Maryam	B3	21 SEP 1986	3	18	2
3	BOGART Whitney	B3	21 APR 1986	3	72	
4	MAHON Meghan	B3	15 JAN 1996	3	31	1
5	REINKE Emma	B3	22 JUN 1998	3	64	7
6	BALDOCK Briemann Tracy Kelly	B3	14 DEC 1995	3		
7	BURK Amy	B3	17 MAR 1990	3	31	1

CAN Played		
PR	FRA	10-0
PR	JPN	1-2
PR	KOR	0-0

Coach: FAREBROTHER Trent

Assistant Coach: GAGNON Chloe

Staff: BUTTLE Megan

#### ISR - Israel

Uniform Colour: WHITE

No.	Name	Sport Class	Date of Birth	Competition Statistics		
				GP	Min	G
1	MAHAMID-RUZIN Elham	B3	16 FEB 1990	3	20	1
2	MALKA Noa	B3	15 JUN 2003	3	2	
3	HAMRANI Gal	B1	1 DEC 1992	3	39	
4	MIZRAHI Or	B3	7 MAY 1993	3	58	6
5	OHAYON Roni	B2	8 MAR 1999	3	33	
6	BEN DAVID Lih	B1	8 DEC 1995	3	64	6

ISR Played		
PR	BRA	8-4
PR	TUR	4-5
PR	CHN	1-6

Coach: SHOHAM Raz

Assistant Coach: ABU AIASH Muhammad

Staff: FUERTE Ariel

**Legend:**

**G** Goals Scored      **GP** Games Played      **Min** Minutes Played      **No.** Shirt Number  
**PR** Preliminary Round

**REVISED**      **Shirt colour changed - CAN**



## Competition Summary

Résumé des compétitions

As of TUE 3 SEP 2024

Pool C					
Rank		CHN	TUR	ISR	BRA
1	CHN		7-5 (3-5)	6-1 (2-0)	3-1 (1-0)
2	TUR	5-7 (5-3)		5-4 (4-0)	3-3 (2-2)
3	ISR	1-6 (0-2)	4-5 (0-4)		8-4 (3-1)
4	BRA	1-3 (0-1)	3-3 (2-2)	4-8 (1-3)	

Games				Goals			Points
Played	Won	Draw	Lost	For	Against	Diff	
3	3	0	0	16	7	9	9
3	1	1	1	13	14	-1	4
3	1	0	2	13	15	-2	3
3	0	1	2	8	14	-6	1

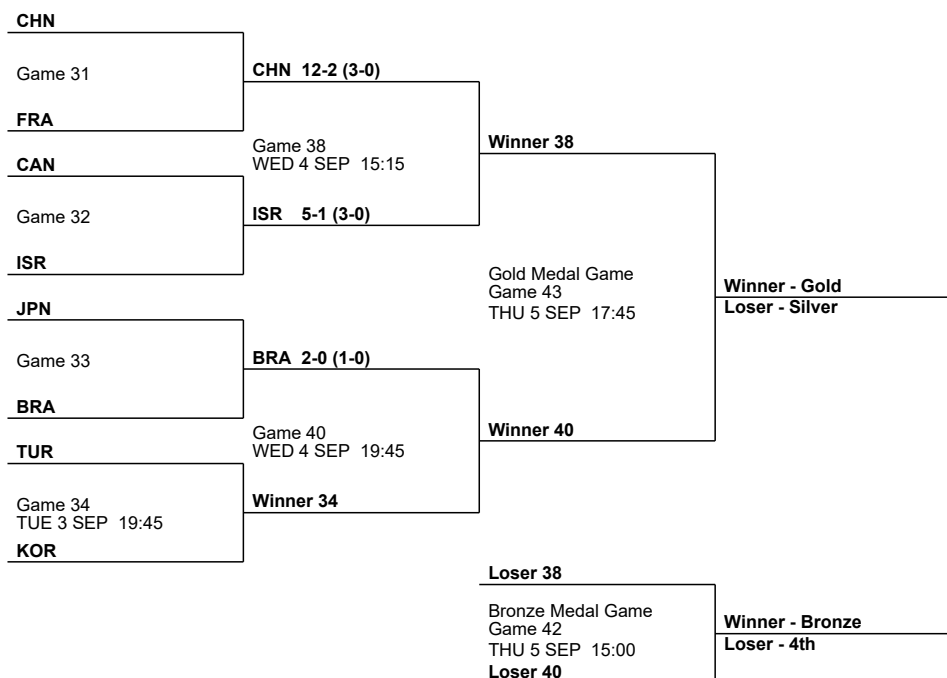
Pool D					
Rank		JPN	CAN	KOR	FRA
1	JPN		2-1 (1-1)	3-1 (1-1)	6-0 (3-0)
2	CAN	1-2 (1-1)		0-0 (0-0)	10-0 (5-0)
3	KOR	1-3 (1-1)	0-0 (0-0)		6-1 (1-1)
4	FRA	0-6 (0-3)	0-10 (0-5)	1-6 (1-1)	

Games				Goals			Points
Played	Won	Draw	Lost	For	Against	Diff	
3	3	0	0	11	2	9	9
3	1	1	1	11	2	9	4
3	1	1	1	7	4	3	4
3	0	0	3	1	22	-21	0

### Quarterfinals

### Semifinals

### Finals



### Classification Playoff

#### Highest ranked QF loser

Playoff 5/6 Game 36 WED 4 SEP 10:45	Winner - 5th Loser - 6th
---	-----------------------------

#### 3rd highest ranked QF loser

Playoff 7/8 Game 35 WED 4 SEP 9:00	Winner - 7th Loser - 8th
--	-----------------------------

#### Note:

The final ranking in the round robin is determined by points earned. Ties are broken using the following methods in this order: Goal Difference, Number of Wins, Goals Against, Goal Difference in games between tied teams. Please refer to Goalball Rule 49.

#### Legend:

Diff Difference      Q Qualified for Quarterfinals



### Game Results

Résultat de partie

Game No.33

**JPN 0 - 2 BRA**  
(HT 0 - 1)

Referee: VUOKILA Juha (FIN)

Referee: VAITIEKUS Romualdas (LTU)

#### JPN - Japan

Uniform Colour: RED

No.	Name	Sub	M. Sub	Min	Throws			Penalty Throws			Totals			
					G	P	T	G	P	T	G	P	T	
1	TEMMA Yuki	2		10			18							18
2	ARAI Minami			18			29							29
4	AMURO Saki			6			4							4
6	HAGIWARA Norika			20			50							50
7	TAKAHASHI Rieko	1		18										
9	KOMIYA Masae													
<b>TOTALS</b>							<b>101</b>							<b>101</b>

#### RUNNING SCORE

<b>JPN</b>	<b>1st Half</b>	<b>BRA</b>
	0 (0:11)	1 VITORINO J
	<b>2nd Half</b>	
	0 (16:20)	2 VITORINO J

#### BRA - Brazil

Uniform Colour: BLUE

No.	Name	Sub	M. Sub	Min	Throws			Penalty Throws			Totals			
					G	P	T	G	P	T	G	P	T	
1	MOURA Geovana													
2	BRITO Gabriely			24										
5	LIMA Moniza			24			46							46
6	SILVA Katia						1							1
7	LONGHINI Danielle						1							1
8	VITORINO Jessica			24	2		51				2			51
<b>TOTALS</b>					<b>2</b>		<b>99</b>				<b>2</b>			<b>99</b>

#### Legend:

<b>G</b>	Goals	<b>HT</b>	Half Time	<b>Min</b>	Minutes Played	<b>M. Sub</b>	Medical Substitution	<b>No.</b>	Shirt Number	<b>P</b>	Penalties
<b>Sub</b>	Substitution out	<b>T</b>	Throws								



### Game Statistics

Statistique de partie

Game No.33

**JPN 0 - 2 BRA**

(HT 0 - 1)

Referee: VUOKILA Juha (FIN)

Referee: VAITIEKUS Romualdas (LTU)

#### JPN - Japan

No.	Name	Sub	M. Sub	Min	Throws			Penalty Throws			Extra		Totals			PM	OG	BK	BO
					G	P	T	G	P	T	G	T	G	P	T				
1	TEMMA Yuki	2		10			18											9	
2	ARAI Minami			18			29											12	
4	AMURO Saki			6			4											8	
6	HAGIWARA Norika			20			50											38	
7	TAKAHASHI Rieko	1		18														18	
9	KOMIYA Masae																		
<b>TOTALS</b>							<b>101</b>											<b>86</b>	

Team Penalties					Personal Penalties									
10	DG	UC	IC	N	SB	HB	LB	ES	ID	DG	UC	N		

#### BRA - Brazil

No.	Name	Sub	M. Sub	Min	Throws			Penalty Throws			Extra		Totals			PM	OG	BK	BO
					G	P	T	G	P	T	G	T	G	P	T				
1	MOURA Geovana																		
2	BRITO Gabriely			24														34	
5	LIMA Moniza			24			46											25	
6	SILVA Katia						1												
7	LONGHINI Danielle						1												
8	VITORINO Jessica			24	2		51						2					31	
<b>TOTALS</b>					<b>2</b>		<b>99</b>						<b>2</b>					<b>90</b>	

Team Penalties					Personal Penalties									
10	DG	UC	IC	N	SB	HB	LB	ES	ID	DG	UC	N		

#### Legend:

<b>10</b>	Ten Seconds	<b>BK</b>	Blocks	<b>BO</b>	Ball Over	<b>DG</b>	Delay of Game	<b>ES</b>	Eyeshades
<b>G</b>	Goals	<b>HB</b>	High Ball	<b>HT</b>	Half Time	<b>IC</b>	Illegal Coaching	<b>ID</b>	Illegal Defence
<b>LB</b>	Long Ball	<b>Min</b>	Minutes Played	<b>M.Sub</b>	Medical Substitution	<b>N</b>	Noise	<b>No.</b>	Shirt Number
<b>OG</b>	Own Goals	<b>P</b>	Penalties	<b>PM</b>	Penalties Made	<b>SB</b>	Short Ball	<b>Sub</b>	Substitution out
<b>T</b>	Throws	<b>UC</b>	Unsporting Conduct						



## Start List

Liste de départ

### JPN - BRA

Game No.33

Referee: VUOKILA Juha (FIN)

Referee: VAITIEKUS Romualdas (LTU)

#### JPN - Japan

Uniform Colour: RED

No.	Name	Sport Class	Date of Birth	Competition Statistics		
				GP	Min	G
1	TEMMA Yuki	B1	26 JUL 1990	3	36	1
2	ARAI Minami	B3	22 JAN 2003	3	41	1
4	AMURO Saki	B1	5 MAR 1993	3	53	1
6	HAGIWARA Norika	B2	3 MAR 2001	3	43	6
7	TAKAHASHI Rieko	B1	20 MAR 1998	3	25	
9	KOMIYA Masae	B1	8 MAY 1975	3	18	2

	JPN	Played
PR	KOR	3-1
PR	CAN	2-1
PR	FRA	6-0

**Coach:** TSUJI Mihoko  
**Assistant Coach:** SUGIYAMA Sayaka  
**Staff:** MAEDA Kikuko

#### BRA - Brazil

Uniform Colour: BLUE

No.	Name	Sport Class	Date of Birth	Competition Statistics		
				GP	Min	G
1	MOURA Geovana	B2	23 JUN 1999	3	7	1
2	BRITO Gabriely	B3	15 AUG 1990	3	64	
5	LIMA Moniza	B2	16 APR 1998	3	62	4
6	SILVA Katia	B1	24 APR 1995	3	15	
7	LONGHINI Danielle	B1	22 FEB 2001	3	35	
8	VITORINO Jessica	B3	22 JUL 1993	3	33	3

	BRA	Played
PR	TUR	3-3
PR	ISR	4-8
PR	CHN	1-3

**Coach:** TOSIM Alessandro  
**Assistant Coach:** MULLER Luciana  
**Staff:** FREITAS Monica

#### Legend:

**G** Goals Scored      **GP** Games Played      **Min** Minutes Played      **No.** Shirt Number  
**PR** Preliminary Round



## Competition Summary

Résumé des compétitions

As of TUE 3 SEP 2024

Pool C					
Rank		CHN	TUR	ISR	BRA
1	CHN		7-5 (3-5)	6-1 (2-0)	3-1 (1-0)
2	TUR	5-7 (5-3)		5-4 (4-0)	3-3 (2-2)
3	ISR	1-6 (0-2)	4-5 (0-4)		8-4 (3-1)
4	BRA	1-3 (0-1)	3-3 (2-2)	4-8 (1-3)	

Games				Goals			Points
Played	Won	Draw	Lost	For	Against	Diff	
3	3	0	0	16	7	9	9
3	1	1	1	13	14	-1	4
3	1	0	2	13	15	-2	3
3	0	1	2	8	14	-6	1

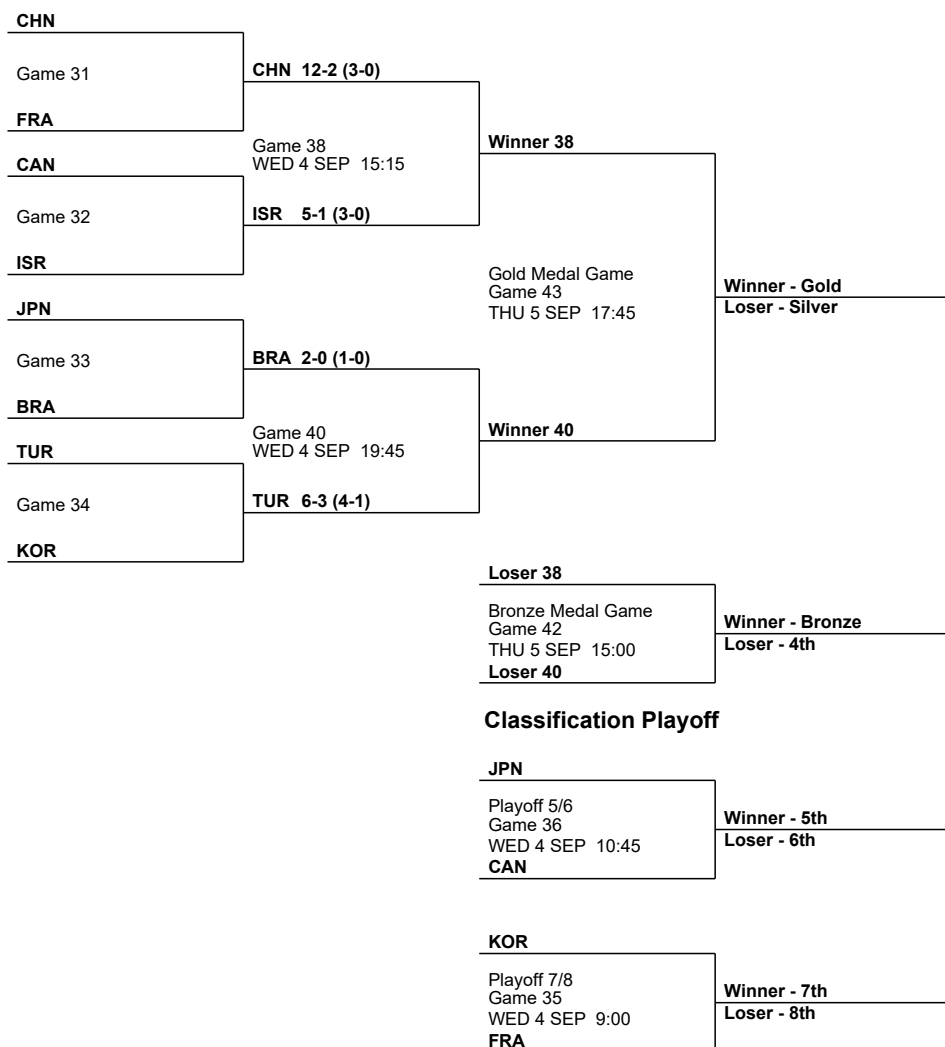
Pool D					
Rank		JPN	CAN	KOR	FRA
1	JPN		2-1 (1-1)	3-1 (1-1)	6-0 (3-0)
2	CAN	1-2 (1-1)		0-0 (0-0)	10-0 (5-0)
3	KOR	1-3 (1-1)	0-0 (0-0)		6-1 (1-1)
4	FRA	0-6 (0-3)	0-10 (0-5)	1-6 (1-1)	

Games				Goals			Points
Played	Won	Draw	Lost	For	Against	Diff	
3	3	0	0	11	2	9	9
3	1	1	1	11	2	9	4
3	1	1	1	7	4	3	4
3	0	0	3	1	22	-21	0

### Quarterfinals

### Semifinals

### Finals



**Note:**

The final ranking in the round robin is determined by points earned. Ties are broken using the following methods in this order: Goal Difference, Number of Wins, Goals Against, Goal Difference in games between tied teams. Please refer to Goalball Rule 49.

**Legend:**

Diff Difference      Q Qualified for Quarterfinals



### Game Results

Résultat de partie

Game No.34

**TUR 6 - 3 KOR**  
(HT 4 - 1)

Referee: CHRISTODOULOS Antonios (GRE)

Referee: WELBORN Linda (USA)

#### TUR - Türkiye

Uniform Colour: RED-WHITE

No.	Name	Sub	M. Sub	Min	Throws			Penalty Throws			Totals		
					G	P	T	G	P	T	G	P	T
1	GULER Fatma Gul	1		22	1	1	49				1	1	49
2	YILMAZ Reyhan			12			2						2
3	ALTUNOLUK Sevda	1		22	4	1	47			1	4	1	48
4	KAPLAN Seydanur			12									
7	ALTUNOLUK Sevtap			2		1	3					1	3
8	ALTAN Berfin			2	1		5				1		5
<b>TOTALS</b>					<b>6</b>	<b>3</b>	<b>106</b>			<b>1</b>	<b>6</b>	<b>3</b>	<b>107</b>

#### KOR - Korea

Uniform Colour: RED

No.	Name	Sub	M. Sub	Min	Throws			Penalty Throws			Totals		
					G	P	T	G	P	T	G	P	T
1	KIM Heejin			24			2						2
3	KIM Eunji												
4	PARK Eunji												
6	SIM Seonhwa			24	1		38	1		1	2		39
7	SEO Minji			24		1	60	1		2	1	1	62
8	CHOI Eumjee												
<b>TOTALS</b>					<b>1</b>	<b>1</b>	<b>100</b>	<b>2</b>		<b>3</b>	<b>3</b>	<b>1</b>	<b>103</b>

#### RUNNING SCORE

TUR	1st Half	KOR
ALTUNOLUK S	1 (0:53)	0
ALTUNOLUK S	2 (2:33)	0
	2 (5:35)	1
GULER FG	3 (6:29)	1
ALTUNOLUK S	4 (6:42)	1
<b>2nd Half</b>		
ALTUNOLUK S	5 (12:58)	1
	5 (17:15)	2
ALTAN B	6 (22:13)	2
	6 (23:53)	3
		1
		1
		1

Legend:		HT	Half Time	Min	Minutes Played	M. Sub	Medical Substitution	No.	Shirt Number	P	Penalties
G	Goals	T	Throws								
Sub	Substitution out										



### Game Statistics

Statistique de partie

Game No.34

**TUR 6 - 3 KOR**  
(HT 4 - 1)

Referee: CHRISTODOULOS Antonios (GRE)

Referee: WELBORN Linda (USA)

#### TUR - Türkiye

No.	Name	Sub	M. Sub	Min	Throws			Penalty Throws			Extra		Totals			PM	OG	BK	BO		
					G	P	T	G	P	T	G	T	G	P	T						
1	GULER Fatma Gul	1		22	1	1	49						1	1	49	1		15			
2	YILMAZ Reyhan			12			2								2			32			
3	ALTUNOLUK Sevda	1		22	4	1	47			1			4	1	48	1		21			
4	KAPLAN Seydanur			12														21	1		
7	ALTUNOLUK Sevtap			2		1	3							1	3	1					
8	ALTAN Berfin			2	1		5						1		5			3			
<b>TOTALS</b>							<b>6</b>	<b>3</b>	<b>106</b>			<b>1</b>			<b>6</b>	<b>3</b>	<b>107</b>	<b>3</b>		<b>92</b>	<b>1</b>

Team Penalties					Personal Penalties									
10	DG	UC	IC	N	SB	HB	LB	ES	ID	DG	UC	N		
							3							

#### KOR - Korea

No.	Name	Sub	M. Sub	Min	Throws			Penalty Throws			Extra		Totals			PM	OG	BK	BO		
					G	P	T	G	P	T	G	T	G	P	T						
1	KIM Heejin			24			2								2			28	3		
3	KIM Eunji																				
4	PARK Eunji																				
6	SIM Seonhwa			24	1		38	1		1			2		39			13			
7	SEO Minji			24		1	60	1		2			1	1	62	1		44	1		
8	CHOI Eumjee																				
<b>TOTALS</b>							<b>1</b>	<b>1</b>	<b>100</b>	<b>2</b>		<b>3</b>			<b>3</b>	<b>1</b>	<b>103</b>	<b>1</b>		<b>85</b>	<b>4</b>

Team Penalties					Personal Penalties									
10	DG	UC	IC	N	SB	HB	LB	ES	ID	DG	UC	N		
						1								

Legend:											
<b>10</b>	Ten Seconds	<b>BK</b>	Blocks	<b>BO</b>	Ball Over	<b>DG</b>	Delay of Game	<b>ES</b>	Eyeshades		
<b>G</b>	Goals	<b>HB</b>	High Ball	<b>HT</b>	Half Time	<b>IC</b>	Illegal Coaching	<b>ID</b>	Illegal Defence		
<b>LB</b>	Long Ball	<b>Min</b>	Minutes Played	<b>M.Sub</b>	Medical Substitution	<b>N</b>	Noise	<b>No.</b>	Shirt Number		
<b>OG</b>	Own Goals	<b>P</b>	Penalties	<b>PM</b>	Penalties Made	<b>SB</b>	Short Ball	<b>Sub</b>	Substitution out		
<b>T</b>	Throws	<b>UC</b>	Unsporting Conduct								





## Start List

Liste de départ

### TUR - KOR

Game No.34

Referee: CHRISTODOULOS Antonios (GRE)

Referee: WELBORN Linda (USA)

#### TUR - Türkiye

Uniform Colour: RED-WHITE

No.	Name	Sport Class	Date of Birth	Competition Statistics		
				GP	Min	G
1	GULER Fatma Gul	B2	12 FEB 2004	3	72	2
2	YILMAZ Reyhan	B2	18 NOV 2001	3	72	
3	ALTUNOLUK Sevda	B2	1 APR 1994	3	72	11
4	KAPLAN Seydanur	B2	23 MAR 2000	3		
7	ALTUNOLUK Sevtap	B3	1 OCT 1995	3		
8	ALTAN Berfin	B3	24 NOV 2003	3		

	TUR	Played
PR	BRA	3-3
PR	CHN	5-7
PR	ISR	5-4

Coach: KARASU Gultekin

Assistant Coach: KESKIN Baris

Assistant Coach: BALIKCI Caner

#### KOR - Korea

Uniform Colour: RED

No.	Name	Sport Class	Date of Birth	Competition Statistics		
				GP	Min	G
1	KIM Heejin	B3	29 NOV 1994	3	70	
3	KIM Eunji	B2	23 APR 1991	3	3	
4	PARK Eunji	B3	2 JUN 1999	3	12	2
6	SIM Seonhwa	B2	2 MAR 1992	3	69	5
7	SEO Minji	B2	29 DEC 2001	3	60	
8	CHOI Eumjee	B1	6 JUL 1999	3	2	

	KOR	Played
PR	JPN	1-3
PR	FRA	6-1
PR	CAN	0-0

Coach: JUNG Eun Sun

Assistant Coach: JUNG Jiyoung

Staff: YU Hyejin

#### Legend:

<b>G</b>	Goals Scored	<b>GP</b>	Games Played	<b>Min</b>	Minutes Played	<b>No.</b>	Shirt Number
<b>PR</b>	Preliminary Round						



## Competition Summary

Résumé des compétitions

As of THU 29 AUG 2024

Pool C					
Rank		BRA	TUR	CHN	ISR
1	BRA		3-3 (2-2)	31 AUG	30 AUG
1	TUR	3-3 (2-2)		30 AUG	31 AUG
	CHN	31 AUG	30 AUG		1 SEP
	ISR	30 AUG	31 AUG	1 SEP	

Games				Goals			Points
Played	Won	Draw	Lost	For	Against	Diff	
1	0	1	0	3	3	0	1
1	0	1	0	3	3	0	1
0							
0							

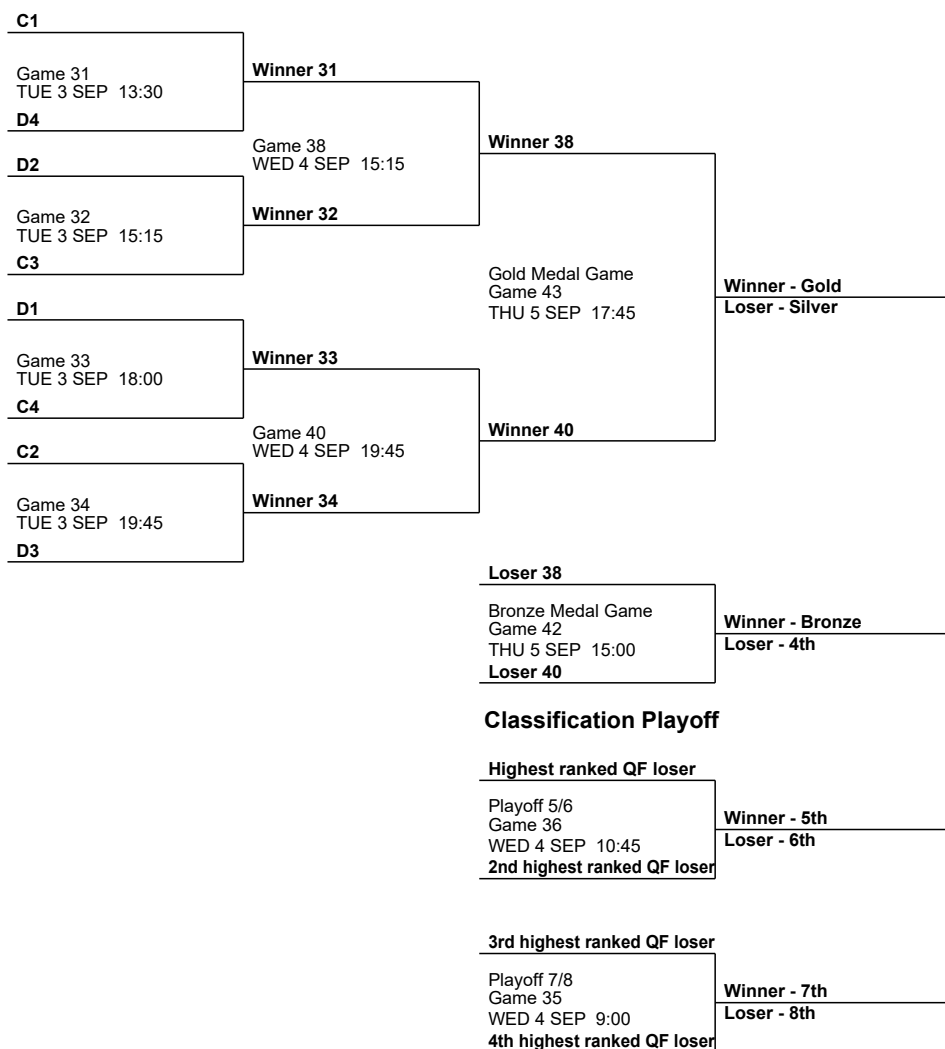
Pool D					
Rank		KOR	CAN	FRA	JPN
	KOR		1 SEP	31 AUG	29 AUG
	CAN	1 SEP		29 AUG	30 AUG
	FRA	31 AUG	29 AUG		1 SEP
	JPN	29 AUG	30 AUG	1 SEP	

Games				Goals			Points
Played	Won	Draw	Lost	For	Against	Diff	
0							
0							
0							
0							

### Quarterfinals

### Semifinals

### Finals



**Note:**

The final ranking in the round robin is determined by points earned. Ties are broken using the following methods in this order: Goal Difference, Number of Wins, Goals Against, Goal Difference in games between tied teams. Please refer to Goalball Rule 49.

**Legend:**

**Diff** Difference



### Game Results

Résultat de partie

Game No.2

**TUR 3 - 3 BRA**  
(HT 2 - 2)

Referee: VAITIEKUS Romualdas (LTU)

Referee: DAWSON Janice (CAN)

#### TUR - Türkiye

Uniform Colour: RED-WHITE

No.	Name	Sub	M. Sub	Min	Throws			Penalty Throws			Totals			
					G	P	T	G	P	T	G	P	T	
1	GULER Fatma Gul			24		1	46					1	46	
2	YILMAZ Reyhan			24			5						5	
3	ALTUNOLUK Sevda			24	3	3	52				3	3	52	
4	KAPLAN Seydanur													
7	ALTUNOLUK Sevtap													
8	ALTAN Berfin													
<b>TOTALS</b>							<b>3</b>	<b>4</b>	<b>103</b>			<b>3</b>	<b>4</b>	<b>103</b>

#### RUNNING SCORE

TUR	1st Half	BRA
	0 (0:07)	1 LIMA M
ALTUNOLUK S	1 (2:31)	1
ALTUNOLUK S	2 (4:34)	1
	2 (7:20)	2 LIMA M
	<b>2nd Half</b>	
	2 (12:44)	3 VITORINO J
ALTUNOLUK S	3 (22:07)	3

#### BRA - Brazil

Uniform Colour: YELLOW

No.	Name	Sub	M. Sub	Min	Throws			Penalty Throws			Totals		
					G	P	T	G	P	T	G	P	T
1	MOURA Geovana												
2	BRITO Gabriely			24									
5	LIMA Moniza			24			44	2		3	2		47
6	SILVA Katia												
7	LONGHINI Danielle	1		11			23						23
8	VITORINO Jessica			13			32	1		1	1		33
<b>TOTALS</b>							<b>99</b>	<b>3</b>		<b>4</b>	<b>3</b>		<b>103</b>

#### Legend:

<b>G</b>	Goals	<b>HT</b>	Half Time	<b>Min</b>	Minutes Played	<b>M. Sub</b>	Medical Substitution	<b>No.</b>	Shirt Number	<b>P</b>	Penalties
<b>Sub</b>	Substitution out	<b>T</b>	Throws								



### Game Statistics

Statistique de partie

Game No.2

**TUR 3 - 3 BRA**  
(HT 2 - 2)

Referee: VAITIEKUS Romualdas (LTU)

Referee: DAWSON Janice (CAN)

#### TUR - Türkiye

No.	Name	Sub	M. Sub	Min	Throws			Penalty Throws			Extra		Totals			PM	OG	BK	BO	
					G	P	T	G	P	T	G	T	G	P	T					
1	GULER Fatma Gul			24		1	46							1			34			
2	YILMAZ Reyhan			24			5										49			
3	ALTUNOLUK Sevda			24	3	3	52						3	3	52	3		11		
4	KAPLAN Seydanur																			
7	ALTUNOLUK Sevtap																			
8	ALTAN Berfin																			
<b>TOTALS</b>								<b>3</b>	<b>4</b>	<b>103</b>					<b>3</b>	<b>4</b>	<b>103</b>	<b>4</b>		<b>94</b>

Team Penalties					Personal Penalties									
10	DG	UC	IC	N	SB	HB	LB	ES	ID	DG	UC	N		
						4								

#### BRA - Brazil

No.	Name	Sub	M. Sub	Min	Throws			Penalty Throws			Extra		Totals			PM	OG	BK	BO
					G	P	T	G	P	T	G	T	G	P	T				
1	MOURA Geovana																		
2	BRITO Gabriely			24														45	
5	LIMA Moniza			24			44	2		3			2		47			15	
6	SILVA Katia																		
7	LONGHINI Danielle	1		11			23								23			11	
8	VITORINO Jessica			13			32	1		1			1		33			16	
<b>TOTALS</b>								<b>99</b>	<b>3</b>		<b>4</b>			<b>3</b>		<b>103</b>			<b>87</b>

Team Penalties					Personal Penalties									
10	DG	UC	IC	N	SB	HB	LB	ES	ID	DG	UC	N		

#### Legend:

<b>10</b>	Ten Seconds	<b>BK</b>	Blocks	<b>BO</b>	Ball Over	<b>DG</b>	Delay of Game	<b>ES</b>	Eyeshades
<b>G</b>	Goals	<b>HB</b>	High Ball	<b>HT</b>	Half Time	<b>IC</b>	Illegal Coaching	<b>ID</b>	Illegal Defence
<b>LB</b>	Long Ball	<b>Min</b>	Minutes Played	<b>M.Sub</b>	Medical Substitution	<b>N</b>	Noise	<b>No.</b>	Shirt Number
<b>OG</b>	Own Goals	<b>P</b>	Penalties	<b>PM</b>	Penalties Made	<b>SB</b>	Short Ball	<b>Sub</b>	Substitution out
<b>T</b>	Throws	<b>UC</b>	Unsporting Conduct						



## Start List

Liste de départ

### TUR - BRA

Game No.2

Referee: VAITIEKUS Romualdas (LTU)

Referee: DAWSON Janice (CAN)

#### TUR - Türkiye

Uniform Colour: RED-WHITE

No.	Name	Sport Class	Date of Birth	Competition Statistics		
				GP	Min	G
1	GULER Fatma Gul	B2	12 FEB 2004			
2	YILMAZ Reyhan	B2	18 NOV 2001			
3	ALTUNOLUK Sevda	B2	1 APR 1994			
4	KAPLAN Seydanur	B2	23 MAR 2000			
7	ALTUNOLUK Sevtap	B3	1 OCT 1995			
8	ALTAN Berfin	B3	24 NOV 2003			

	TUR	Played
PR	BRA	29 AUG
PR	CHN	30 AUG
PR	ISR	31 AUG

Coach: KARASU Gultekin

Assistant Coach: KESKIN Baris

Assistant Coach: BALIKCI Caner

#### BRA - Brazil

Uniform Colour: YELLOW

No.	Name	Sport Class	Date of Birth	Competition Statistics		
				GP	Min	G
1	MOURA Geovana	B2	23 JUN 1999			
2	BRITO Gabriely	B3	15 AUG 1990			
5	LIMA Moniza	B2	16 APR 1998			
6	SILVA Katia	B1	24 APR 1995			
7	LONGHINI Danielle	B1	22 FEB 2001			
8	VITORINO Jessica	B3	22 JUL 1993			

	BRA	Played
PR	TUR	29 AUG
PR	ISR	30 AUG
PR	CHN	31 AUG

Coach: TOSIM Alessandro

Assistant Coach: MULLER Luciana

Staff: FREITAS Monica

#### Legend:

<b>G</b>	Goals Scored	<b>GP</b>	Games Played	<b>Min</b>	Minutes Played	<b>No.</b>	Shirt Number
<b>PR</b>	Preliminary Round						



## Competition Summary

Résumé des compétitions

As of FRI 30 AUG 2024

Pool C					
Rank		ISR	TUR	BRA	CHN
1	ISR		31 AUG	8-4 (3-1)	1 SEP
2	TUR	31 AUG		3-3 (2-2)	30 AUG
3	BRA	4-8 (1-3)	3-3 (2-2)		31 AUG
	CHN	1 SEP	30 AUG	31 AUG	

Games				Goals			Points
Played	Won	Draw	Lost	For	Against	Diff	
1	1	0	0	8	4	4	3
1	0	1	0	3	3	0	1
2	0	1	1	7	11	-4	1
0							

Pool D					
Rank		CAN	JPN	KOR	FRA
1	CAN		30 AUG	1 SEP	10-0 (5-0)
2	JPN	30 AUG		3-1 (1-1)	1 SEP
3	KOR	1 SEP	1-3 (1-1)		31 AUG
4	FRA	0-10 (0-5)	1 SEP	31 AUG	

Games				Goals			Points
Played	Won	Draw	Lost	For	Against	Diff	
1	1	0	0	10	0	10	3
1	1	0	0	3	1	2	3
1	0	0	1	1	3	-2	0
1	0	0	1	0	10	-10	0

### Quarterfinals

### Semifinals

### Finals

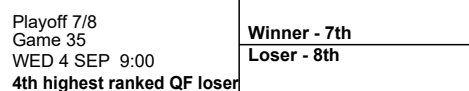


### Classification Playoff

#### Highest ranked QF loser



#### 3rd highest ranked QF loser



#### Note:

The final ranking in the round robin is determined by points earned. Ties are broken using the following methods in this order: Goal Difference, Number of Wins, Goals Against, Goal Difference in games between tied teams. Please refer to Goalball Rule 49.

#### Legend:

Diff Difference



### Game Results

Résultat de partie

Game No.8

**BRA 4 - 8 ISR**  
(HT 1 - 3)

Referee: LARSSON Patrik (SWE)

Referee: DAGENAIS Claude (CAN)

#### BRA - Brazil

Uniform Colour: YELLOW

No.	Name	Sub	M. Sub	Min	Throws			Penalty Throws			Totals		
					G	P	T	G	P	T	G	P	T
1	MOURA Geovana			5	1		5				1		5
2	BRITO Gabriely	1		19			6						6
5	LIMA Moniza	1		15	1		27				1		27
6	SILVA Katia			9			18						18
7	LONGHINI Danielle	1		12			26						26
8	VITORINO Jessica	1		12	2		23			1	2		24
<b>TOTALS</b>							<b>4</b>	<b>105</b>			<b>1</b>	<b>4</b>	<b>106</b>

#### ISR - Israel

Uniform Colour: LIGHT BLUE

No.	Name	Sub	M. Sub	Min	Throws			Penalty Throws			Totals		
					G	P	T	G	P	T	G	P	T
1	MAHAMID-RUZIN Elham			3			6						6
2	MALKA Noa			2			4						4
3	HAMRANI Gal			12			2						2
4	MIZRAHI Or	1		22	4		45				4		45
5	OHAYON Roni			12			2						2
6	BEN DAVID Lihi	2		21	3	1	47	1		1	4	1	48
<b>TOTALS</b>					<b>7</b>	<b>1</b>	<b>106</b>	<b>1</b>		<b>1</b>	<b>8</b>	<b>1</b>	<b>107</b>

#### RUNNING SCORE

BRA	1st Half	ISR
	0 (8:16)	1 MIZRAHI O
	0 (8:46)	2 BEN DAVID L
	0 (10:05)	3 BEN DAVID L
VITORINO J	1 (11:52)	3
	<b>2nd Half</b>	
	1 (13:10)	4 MIZRAHI O
LIMA M	2 (13:26)	4
	2 (16:33)	5 MIZRAHI O
	2 (16:43)	6 BEN DAVID L
VITORINO J	3 (18:59)	6
MOURA G	4 (20:33)	6
	4 (20:40)	7 BEN DAVID L
	4 (22:05)	8 MIZRAHI O

**Legend:**  
**G** Goals      **HT** Half Time      **Min** Minutes Played      **M. Sub** Medical Substitution      **No.** Shirt Number      **P** Penalties  
**Sub** Substitution out      **T** Throws



### Game Statistics

Statistique de partie

Game No.8

**BRA 4 - 8 ISR**

(HT 1 - 3)

Referee: LARSSON Patrik (SWE)

Referee: DAGENAIS Claude (CAN)

#### BRA - Brazil

No.	Name	Sub	M. Sub	Min	Throws			Penalty Throws			Extra		Totals			PM	OG	BK	BO
					G	P	T	G	P	T	G	T	G	P	T				
1	MOURA Geovana			5	1		5						1		5			8	
2	BRITO Gabriely	1		19			6								6			27	1
5	LIMA Moniza	1		15	1		27						1		27			9	
6	SILVA Katia			9			18								18			12	
7	LONGHINI Danielle	1		12			26								26			16	
8	VITORINO Jessica	1		12	2		23			1			2		24			14	1
<b>TOTALS</b>							<b>4</b>		<b>105</b>			<b>1</b>		<b>4</b>	<b>106</b>	<b>1</b>		<b>86</b>	<b>2</b>

Team Penalties					Personal Penalties								
10	DG	UC	IC	N	SB	HB	LB	ES	ID	DG	UC	N	
				1									

#### ISR - Israel

No.	Name	Sub	M. Sub	Min	Throws			Penalty Throws			Extra		Totals			PM	OG	BK	BO
					G	P	T	G	P	T	G	T	G	P	T				
1	MAHAMID-RUZIN Elham			3			6								6			4	
2	MALKA Noa			2			4								4			3	
3	HAMRANI Gal			12			2								2			15	2
4	MIZRAHI Or	1		22	4		45					4		45			30		
5	OHAYON Roni			12			2							2			22		
6	BEN DAVID Lih	2		21	3	1	47	1		1		4	1	48	1		21		
<b>TOTALS</b>							<b>7</b>	<b>1</b>	<b>106</b>	<b>1</b>		<b>1</b>		<b>8</b>	<b>1</b>	<b>107</b>	<b>1</b>	<b>95</b>	<b>2</b>

Team Penalties					Personal Penalties								
10	DG	UC	IC	N	SB	HB	LB	ES	ID	DG	UC	N	
						1							

**Legend:**

<b>10</b>	Ten Seconds	<b>BK</b>	Blocks	<b>BO</b>	Ball Over	<b>DG</b>	Delay of Game	<b>ES</b>	Eyeshades
<b>G</b>	Goals	<b>HB</b>	High Ball	<b>HT</b>	Half Time	<b>IC</b>	Illegal Coaching	<b>ID</b>	Illegal Defence
<b>LB</b>	Long Ball	<b>Min</b>	Minutes Played	<b>M.Sub</b>	Medical Substitution	<b>N</b>	Noise	<b>No.</b>	Shirt Number
<b>OG</b>	Own Goals	<b>P</b>	Penalties	<b>PM</b>	Penalties Made	<b>SB</b>	Short Ball	<b>Sub</b>	Substitution out
<b>T</b>	Throws	<b>UC</b>	Unsporting Conduct						





**Start List**

Liste de départ

**REVISED**  
30 AUG 13:28

Game No.8

**BRA - ISR**

Referee: LARSSON Patrik (SWE)

Referee: DAGENAIS Claude (CAN)

**BRA - Brazil**

Uniform Colour: YELLOW

No.	Name	Sport Class	Date of Birth	Competition Statistics		
				GP	Min	G
1	MOURA Geovana	B2	23 JUN 1999	2	5	1
2	BRITO Gabriely	B3	15 AUG 1990	2	43	
5	LIMA Moniza	B2	16 APR 1998	2	39	3
6	SILVA Katia	B1	24 APR 1995	2	9	
7	LONGHINI Danielle	B1	22 FEB 2001	2	23	
8	VITORINO Jessica	B3	22 JUL 1993	2	25	3

	BRA	Played
PR	TUR	3-3
PR	ISR	4-8
PR	CHN	31 AUG

Coach: TOSIM Alessandro

Assistant Coach: MULLER Luciana

Staff: FREITAS Monica

**ISR - Israel**

Uniform Colour: LIGHT BLUE

No.	Name	Sport Class	Date of Birth	Competition Statistics		
				GP	Min	G
1	MAHAMID-RUZIN Elham	B3	16 FEB 1990	1	3	
2	MALKA Noa	B3	15 JUN 2003	1	2	
3	HAMRANI Gal	B1	1 DEC 1992	1	12	
4	MIZRAHI Or	B3	7 MAY 1993	1	22	4
5	OHAYON Roni	B2	8 MAR 1999	1	12	
6	BEN DAVID Lih	B1	8 DEC 1995	1	21	4

	ISR	Played
PR	BRA	8-4
PR	TUR	31 AUG
PR	CHN	1 SEP

Coach: SHOHAM Raz

Assistant Coach: ABU AIASH Muhammad

Staff: FUERTE Ariel

**Legend:**

**G** Goals Scored      **GP** Games Played      **Min** Minutes Played      **No.** Shirt Number

**PR** Preliminary Round

**REVISED** shirt colours changed



## Competition Summary

Résumé des compétitions

As of FRI 30 AUG 2024

Pool C					
Rank		ISR	CHN	TUR	BRA
1	ISR		1 SEP	31 AUG	8-4 (3-1)
2	CHN	1 SEP		7-5 (3-5)	31 AUG
3	TUR	31 AUG	5-7 (5-3)		3-3 (2-2)
4	BRA	4-8 (1-3)	31 AUG	3-3 (2-2)	

Games				Goals			Points
Played	Won	Draw	Lost	For	Against	Diff	
1	1	0	0	8	4	4	3
1	1	0	0	7	5	2	3
2	0	1	1	8	10	-2	1
2	0	1	1	7	11	-4	1

Pool D					
Rank		JPN	CAN	KOR	FRA
1	JPN		2-1 (1-1)	3-1 (1-1)	1 SEP
2	CAN	1-2 (1-1)		1 SEP	10-0 (5-0)
3	KOR	1-3 (1-1)	1 SEP		31 AUG
4	FRA	1 SEP	0-10 (0-5)	31 AUG	

Games				Goals			Points
Played	Won	Draw	Lost	For	Against	Diff	
2	2	0	0	5	2	3	6
2	1	0	1	11	2	9	3
1	0	0	1	1	3	-2	0
1	0	0	1	0	10	-10	0

### Quarterfinals

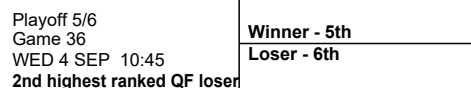
### Semifinals

### Finals

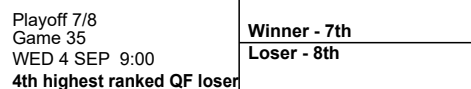


### Classification Playoff

#### Highest ranked QF loser



#### 3rd highest ranked QF loser



**Note:**

The final ranking in the round robin is determined by points earned. Ties are broken using the following methods in this order: Goal Difference, Number of Wins, Goals Against, Goal Difference in games between tied teams. Please refer to Goalball Rule 49.

**Legend:**

**Diff** Difference



### Game Results

Résultat de partie

Game No.12

**CHN 7 - 5 TUR**  
(HT 3 - 5)

Referee: DAWSON Janice (CAN)

Referee: KUPER Sarah (GER)

#### CHN - China

Uniform Colour: RED

No.	Name	Sub	M. Sub	Min	Throws			Penalty Throws			Totals			
					G	P	T	G	P	T	G	P	T	
1	ZHANG Xiling													
2	CAO Zhenhua			24			41							41
5	XU Miao			24			11							11
6	WANG Chunyan			24	3	1	54	4		4	7	1	58	
7	KE Peiyang													
9	WANG Chunhua													
<b>TOTALS</b>					<b>3</b>	<b>1</b>	<b>106</b>	<b>4</b>		<b>4</b>	<b>7</b>	<b>1</b>	<b>110</b>	

#### RUNNING SCORE

CHN	1st Half	TUR
	0 (0:03)	1 ALTUNOLUK S
WANG C	1 (1:10)	1
	1 (1:10)	2 ALTUNOLUK S
	1 (3:38)	3 ALTUNOLUK S
	1 (5:43)	4 ALTUNOLUK S
	1 (5:56)	5 GULER FG
WANG C	2 (6:18)	5
WANG C	3 (6:23)	5
<b>2nd Half</b>		
WANG C	4 (12:45)	5
WANG C	5 (13:35)	5
WANG C	6 (13:59)	5
WANG C	7 (16:59)	5

#### TUR - Türkiye

Uniform Colour: WHITE-RED

No.	Name	Sub	M. Sub	Min	Throws			Penalty Throws			Totals		
					G	P	T	G	P	T	G	P	T
1	GULER Fatma Gul			24	1	2	44				1	2	44
2	YILMAZ Reyhan			24			8						8
3	ALTUNOLUK Sevda			24	3	2	61	1		1	4	2	62
4	KAPLAN Seydanur												
7	ALTUNOLUK Sevtap												
8	ALTAN Berfin												
<b>TOTALS</b>					<b>4</b>	<b>4</b>	<b>113</b>	<b>1</b>		<b>1</b>	<b>5</b>	<b>4</b>	<b>114</b>

<b>Legend:</b>	<b>G</b> Goals	<b>HT</b> Half Time	<b>Min</b> Minutes Played	<b>M. Sub</b> Medical Substitution	<b>No.</b> Shirt Number	<b>P</b> Penalties
	<b>Sub</b> Substitution out	<b>T</b> Throws				



### Game Statistics

Statistique de partie

Game No.12

**CHN 7 - 5 TUR**

(HT 3 - 5)

Referee: DAWSON Janice (CAN)

Referee: KUPER Sarah (GER)

#### CHN - China

No.	Name	Sub	M. Sub	Min	Throws			Penalty Throws			Extra		Totals			PM	OG	BK	BO	
					G	P	T	G	P	T	G	T	G	P	T					
1	ZHANG Xiling						41										17	1		
2	CAO Zhenhua			24			41													
5	XU Miao			24			11										30	4		
6	WANG Chunyan			24	3	1	54	4		4			7	1	58	1		44		
7	KE Peiyong																			
9	WANG Chunhua																			
<b>TOTALS</b>							<b>3</b>	<b>1</b>	<b>106</b>	<b>4</b>		<b>4</b>			<b>7</b>	<b>1</b>	<b>110</b>	<b>1</b>	<b>91</b>	<b>5</b>

Team Penalties					Personal Penalties									
10	DG	UC	IC	N	SB	HB	LB	ES	ID	DG	UC	N		
							1							

#### TUR - Türkiye

No.	Name	Sub	M. Sub	Min	Throws			Penalty Throws			Extra		Totals			PM	OG	BK	BO	
					G	P	T	G	P	T	G	T	G	P	T					
1	GULER Fatma Gul			24	1	2	44						1	2	44	2		24		
2	YILMAZ Reyhan			24			8								8			52	1	
3	ALTUNOLUK Sevda			24	3	2	61	1		1			4	2	62	2		20		
4	KAPLAN Seydanur																			
7	ALTUNOLUK Sevtap																			
8	ALTAN Berfin																			
<b>TOTALS</b>							<b>4</b>	<b>4</b>	<b>113</b>	<b>1</b>		<b>1</b>			<b>5</b>	<b>4</b>	<b>114</b>	<b>4</b>	<b>96</b>	<b>1</b>

Team Penalties					Personal Penalties									
10	DG	UC	IC	N	SB	HB	LB	ES	ID	DG	UC	N		
						2	2							

#### Legend:

<b>10</b>	Ten Seconds	<b>BK</b>	Blocks	<b>BO</b>	Ball Over	<b>DG</b>	Delay of Game	<b>ES</b>	Eyeshades
<b>G</b>	Goals	<b>HB</b>	High Ball	<b>HT</b>	Half Time	<b>IC</b>	Illegal Coaching	<b>ID</b>	Illegal Defence
<b>LB</b>	Long Ball	<b>Min</b>	Minutes Played	<b>M.Sub</b>	Medical Substitution	<b>N</b>	Noise	<b>No.</b>	Shirt Number
<b>OG</b>	Own Goals	<b>P</b>	Penalties	<b>PM</b>	Penalties Made	<b>SB</b>	Short Ball	<b>Sub</b>	Substitution out
<b>T</b>	Throws	<b>UC</b>	Unsporting Conduct						



## Start List

Liste de départ

**Game No.12**
**CHN - TUR**
**Referee:** DAWSON Janice (CAN)

**Referee:** KUPER Sarah (GER)

### CHN - China

Uniform Colour: RED

No.	Name	Sport Class	Date of Birth	Competition Statistics		
				GP	Min	G
1	ZHANG Xiling	B3	17 JUN 1998			
2	CAO Zhenhua	B1	23 AUG 1997			
5	XU Miao	B3	12 OCT 2001			
6	WANG Chunyan	B2	7 DEC 2001			
7	KE Peiying	B2	27 JAN 2001			
9	WANG Chunhua	B2	20 JUN 1995			

	CHN	Played
PR	TUR	30 AUG
PR	BRA	31 AUG
PR	ISR	1 SEP

**Coach:** ZHANG Xiaopeng

**Assistant Coach:** YANG Chunhong

**Staff:** FU Juan

### TUR - Türkiye

Uniform Colour: WHITE-RED

No.	Name	Sport Class	Date of Birth	Competition Statistics		
				GP	Min	G
1	GULER Fatma Gul	B2	12 FEB 2004	1	24	
2	YILMAZ Reyhan	B2	18 NOV 2001	1	24	
3	ALTUNOLUK Sevda	B2	1 APR 1994	1	24	3
4	KAPLAN Seydanur	B2	23 MAR 2000	1		
7	ALTUNOLUK Sevtap	B3	1 OCT 1995	1		
8	ALTAN Berfin	B3	24 NOV 2003	1		

	TUR	Played
PR	BRA	3-3
PR	CHN	30 AUG
PR	ISR	31 AUG

**Coach:** KARASU Gultekin

**Assistant Coach:** KESKIN Baris

**Assistant Coach:** BALIKCI Caner

**Legend:**

<b>G</b>	Goals Scored	<b>GP</b>	Games Played	<b>Min</b>	Minutes Played	<b>No.</b>	Shirt Number
<b>PR</b>	Preliminary Round						



## Competition Summary

Résumé des compétitions

As of SAT 31 AUG 2024

Pool C					
Rank		TUR	ISR	CHN	BRA
1	TUR		5-4 (4-0)	5-7 (5-3)	3-3 (2-2)
2	ISR	4-5 (0-4)		1 SEP	8-4 (3-1)
3	CHN	7-5 (3-5)	1 SEP		31 AUG
4	BRA	3-3 (2-2)	4-8 (1-3)	31 AUG	

Played	Games			Goals			Points
	Won	Draw	Lost	For	Against	Diff	
3	1	1	1	13	14	-1	4
2	1	0	1	12	9	3	3
1	1	0	0	7	5	2	3
2	0	1	1	7	11	-4	1

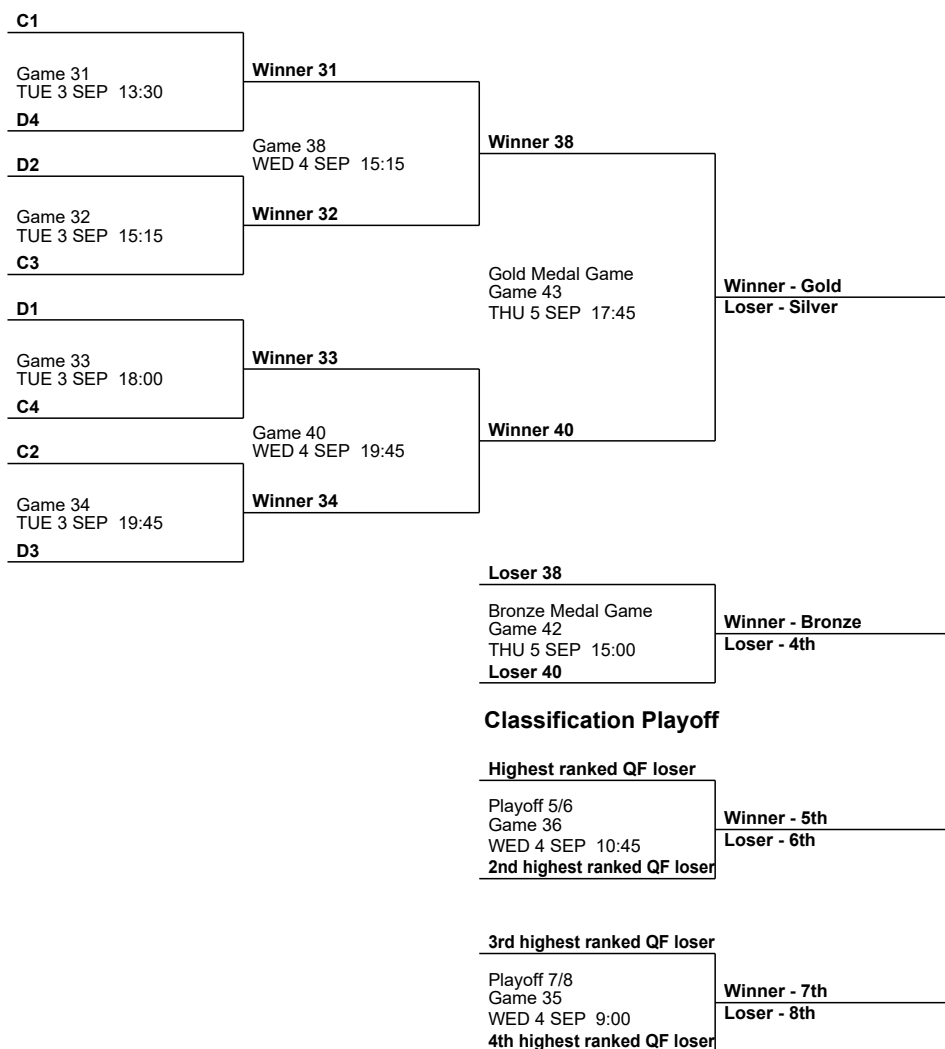
Pool D					
Rank		JPN	CAN	KOR	FRA
1	JPN		2-1 (1-1)	3-1 (1-1)	1 SEP
2	CAN	1-2 (1-1)		1 SEP	10-0 (5-0)
3	KOR	1-3 (1-1)	1 SEP		31 AUG
4	FRA	1 SEP	0-10 (0-5)	31 AUG	

Played	Games			Goals			Points
	Won	Draw	Lost	For	Against	Diff	
2	2	0	0	5	2	3	6
2	1	0	1	11	2	9	3
1	0	0	1	1	3	-2	0
1	0	0	1	0	10	-10	0

### Quarterfinals

### Semifinals

### Finals



### Classification Playoff

#### Highest ranked QF loser

Playoff 5/6  
Game 36  
WED 4 SEP 10:45  
**2nd highest ranked QF loser**

#### 3rd highest ranked QF loser

Playoff 7/8  
Game 35  
WED 4 SEP 9:00  
**4th highest ranked QF loser**

#### Note:

The final ranking in the round robin is determined by points earned. Ties are broken using the following methods in this order: Goal Difference, Number of Wins, Goals Against, Goal Difference in games between tied teams. Please refer to Goalball Rule 49.

#### Legend:

**Diff** Difference



## Game Results

Résultat de partie

Game No.14

**TUR 5 - 4 ISR**  
(HT 4 - 0)

Referee: DAGENAIS Claude (CAN)

Referee: CHRISTODOULOS Antonios (GRE)

### TUR - Türkiye

Uniform Colour: RED-WHITE

No.	Name	Sub	M. Sub	Min	Throws			Penalty Throws			Totals		
					G	P	T	G	P	T	G	P	T
1	GULER Fatma Gul			24	1		46				1		46
2	YILMAZ Reyhan			24		1	4					1	4
3	ALTUNOLUK Sevda			24	3		52	1		2	4		54
4	KAPLAN Seydanur												
7	ALTUNOLUK Sevtap												
8	ALTAN Berfin												
<b>TOTALS</b>					<b>4</b>	<b>1</b>	<b>102</b>	<b>1</b>		<b>2</b>	<b>5</b>	<b>1</b>	<b>104</b>

### ISR - Israel

Uniform Colour: WHITE

No.	Name	Sub	M. Sub	Min	Throws			Penalty Throws			Totals		
					G	P	T	G	P	T	G	P	T
1	MAHAMID-RUZIN Elham	1		7	1		14				1		14
2	MALKA Noa												
3	HAMRANI Gal			15			5						5
4	MIZRAHI Or	2		17	1	1	32				1	1	32
5	OHAYON Roni	1		9			1						1
6	BEN DAVID Lihi			24	2	1	52			1	2	1	53
<b>TOTALS</b>					<b>4</b>	<b>2</b>	<b>104</b>			<b>1</b>	<b>4</b>	<b>2</b>	<b>105</b>

### RUNNING SCORE

TUR	1st Half	ISR
ALTUNOLUK S	1 (7:07)	0
ALTUNOLUK S	2 (8:43)	0
ALTUNOLUK S	3 (8:56)	0
GULER FG	4 (9:25)	0
<b>2nd Half</b>		
	4 (13:00)	1 MAHAMID-RUZIN E
ALTUNOLUK S	5 (14:01)	1
	5 (15:58)	2 BEN DAVID L
	5 (20:25)	3 BEN DAVID L
	5 (23:45)	4 MIZRAHI O

**Legend:**  
**G** Goals **HT** Half Time **Min** Minutes Played **M. Sub** Medical Substitution **No.** Shirt Number **P** Penalties  
**Sub** Substitution out **T** Throws



### Game Statistics

Statistique de partie

Game No.14

**TUR 5 - 4 ISR**  
(HT 4 - 0)

Referee: DAGENAIS Claude (CAN)

Referee: CHRISTODOULOS Antonios (GRE)

#### TUR - Türkiye

No.	Name	Sub	M. Sub	Min	Throws			Penalty Throws			Extra		Totals			PM	OG	BK	BO	
					G	P	T	G	P	T	G	T	G	P	T					
1	GULER Fatma Gul			24	1		46						1		46			17		
2	YILMAZ Reyhan			24		1	4							1	4	1		56		
3	ALTUNOLUK Sevda			24	3		52	1		2			4		54			16		
4	KAPLAN Seydanur																			
7	ALTUNOLUK Sevtap																			
8	ALTAN Berfin																			
<b>TOTALS</b>							<b>4</b>	<b>1</b>	<b>102</b>	<b>1</b>		<b>2</b>			<b>5</b>	<b>1</b>	<b>104</b>	<b>1</b>		<b>89</b>

Team Penalties					Personal Penalties									
10	DG	UC	IC	N	SB	HB	LB	ES	ID	DG	UC	N		
						1								

#### ISR - Israel

No.	Name	Sub	M. Sub	Min	Throws			Penalty Throws			Extra		Totals			PM	OG	BK	BO	
					G	P	T	G	P	T	G	T	G	P	T					
1	MAHAMID-RUZIN Elham	1		7	1		14						1		14			12		
2	MALKA Noa																			
3	HAMRANI Gal			15			5								5			21		
4	MIZRAHI Or	2		17	1	1	32						1	1	32	1		29		
5	OHAYON Roni	1		9			1								1			17		
6	BEN DAVID Lihi			24	2	1	52			1			2	1	53	1		12		
<b>TOTALS</b>							<b>4</b>	<b>2</b>	<b>104</b>			<b>1</b>			<b>4</b>	<b>2</b>	<b>105</b>	<b>2</b>		<b>91</b>

Team Penalties					Personal Penalties									
10	DG	UC	IC	N	SB	HB	LB	ES	ID	DG	UC	N		
						1	1							

#### Legend:

<b>10</b>	Ten Seconds	<b>BK</b>	Blocks	<b>BO</b>	Ball Over	<b>DG</b>	Delay of Game	<b>ES</b>	Eyeshades
<b>G</b>	Goals	<b>HB</b>	High Ball	<b>HT</b>	Half Time	<b>IC</b>	Illegal Coaching	<b>ID</b>	Illegal Defence
<b>LB</b>	Long Ball	<b>Min</b>	Minutes Played	<b>M.Sub</b>	Medical Substitution	<b>N</b>	Noise	<b>No.</b>	Shirt Number
<b>OG</b>	Own Goals	<b>P</b>	Penalties	<b>PM</b>	Penalties Made	<b>SB</b>	Short Ball	<b>Sub</b>	Substitution out
<b>T</b>	Throws	<b>UC</b>	Unsporting Conduct						





## Start List

Liste de départ

Game No.14

**TUR - ISR**

Referee: DAGENAIS Claude (CAN)

Referee: CHRISTODOULOS Antonios (GRE)

### TUR - Türkiye

Uniform Colour: RED-WHITE

No.	Name	Sport Class	Date of Birth	Competition Statistics		
				GP	Min	G
1	GULER Fatma Gul	B2	12 FEB 2004	1	24	
2	YILMAZ Reyhan	B2	18 NOV 2001	1	24	
3	ALTUNOLUK Sevda	B2	1 APR 1994	1	24	3
4	KAPLAN Seydanur	B2	23 MAR 2000	1		
7	ALTUNOLUK Sevtap	B3	1 OCT 1995	1		
8	ALTAN Berfin	B3	24 NOV 2003	1		

	TUR	Played
PR	BRA	3-3
PR	CHN	30 AUG
PR	ISR	31 AUG

Coach: KARASU Gultekin

Assistant Coach: KESKIN Baris

Assistant Coach: BALIKCI Caner

### ISR - Israel

Uniform Colour: WHITE

No.	Name	Sport Class	Date of Birth	Competition Statistics		
				GP	Min	G
1	MAHAMID-RUZIN Elham	B3	16 FEB 1990	1	3	
2	MALKA Noa	B3	15 JUN 2003	1	2	
3	HAMRANI Gal	B1	1 DEC 1992	1	12	
4	MIZRAHI Or	B3	7 MAY 1993	1	22	4
5	OHAYON Roni	B2	8 MAR 1999	1	12	
6	BEN DAVID Lihi	B1	8 DEC 1995	1	21	4

	ISR	Played
PR	BRA	8-4
PR	TUR	31 AUG
PR	CHN	1 SEP

Coach: SHOHAM Raz

Assistant Coach: ABU AIASH Muhammad

Staff: FUERTE Ariel

#### Legend:

<b>G</b>	Goals Scored	<b>GP</b>	Games Played	<b>Min</b>	Minutes Played	<b>No.</b>	Shirt Number
<b>PR</b>	Preliminary Round						



## Competition Summary

Résumé des compétitions

As of SAT 31 AUG 2024

Pool C					
Rank		CHN	TUR	ISR	BRA
1	CHN		7-5 (3-5)	1 SEP	3-1 (1-0)
2	TUR	5-7 (5-3)		5-4 (4-0)	3-3 (2-2)
3	ISR	1 SEP	4-5 (0-4)		8-4 (3-1)
4	BRA	1-3 (0-1)	3-3 (2-2)	4-8 (1-3)	

Games				Goals			Points
Played	Won	Draw	Lost	For	Against	Diff	
2	2	0	0	10	6	4	6
3	1	1	1	13	14	-1	4
2	1	0	1	12	9	3	3
3	0	1	2	8	14	-6	1

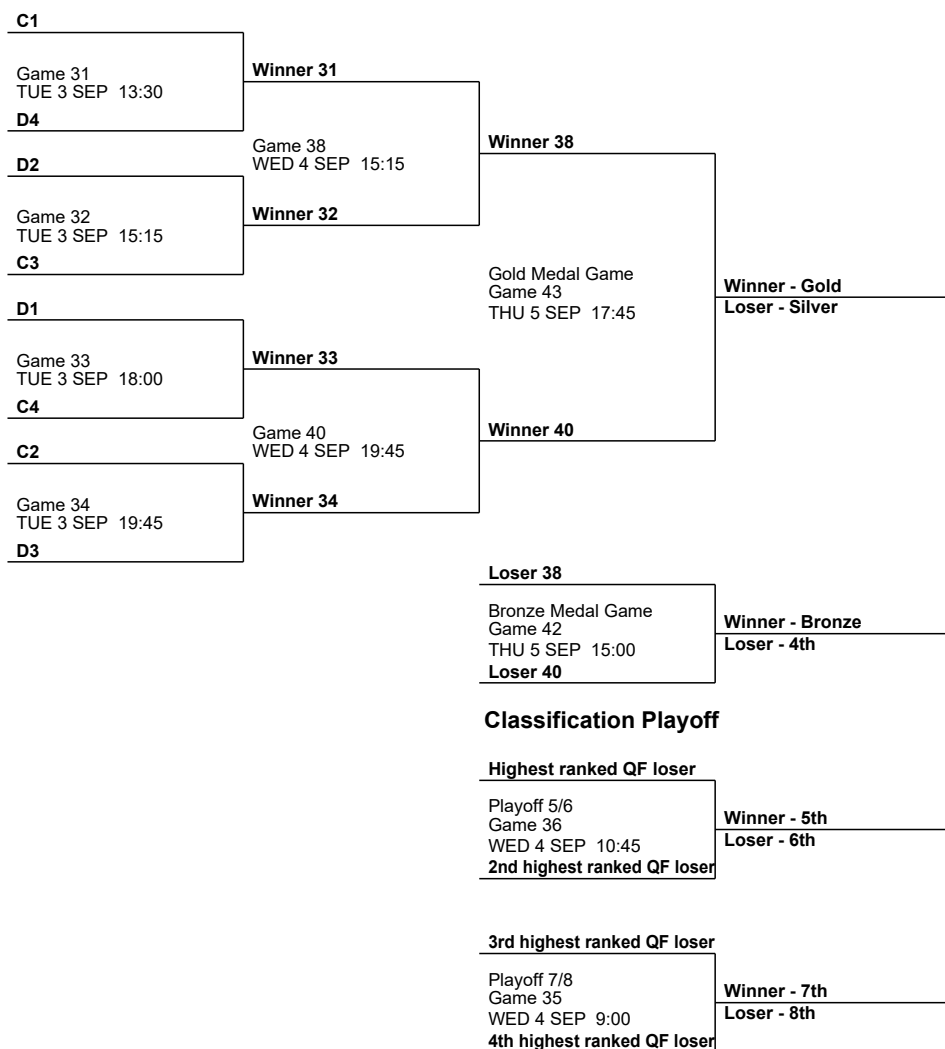
Pool D					
Rank		JPN	CAN	KOR	FRA
1	JPN		2-1 (1-1)	3-1 (1-1)	1 SEP
2	CAN	1-2 (1-1)		1 SEP	10-0 (5-0)
3	KOR	1-3 (1-1)	1 SEP		31 AUG
4	FRA	1 SEP	0-10 (0-5)	31 AUG	

Games				Goals			Points
Played	Won	Draw	Lost	For	Against	Diff	
2	2	0	0	5	2	3	6
2	1	0	1	11	2	9	3
1	0	0	1	1	3	-2	0
1	0	0	1	0	10	-10	0

### Quarterfinals

### Semifinals

### Finals



### Classification Playoff

#### Highest ranked QF loser

Playoff 5/6  
Game 36  
WED 4 SEP 10:45  
**2nd highest ranked QF loser**

#### 3rd highest ranked QF loser

Playoff 7/8  
Game 35  
WED 4 SEP 9:00  
**4th highest ranked QF loser**

#### Note:

The final ranking in the round robin is determined by points earned. Ties are broken using the following methods in this order: Goal Difference, Number of Wins, Goals Against, Goal Difference in games between tied teams. Please refer to Goalball Rule 49.

#### Legend:

Diff Difference



### Game Results

Résultat de partie

Game No.16

**CHN 3 - 1 BRA**  
(HT 1 - 0)

Referee: AGUADO Raquel (ESP)

Referee: OBEIDAT Manar (JOR)

#### CHN - China

Uniform Colour: RED

No.	Name	Sub	M. Sub	Min	Throws			Penalty Throws			Totals			
					G	P	T	G	P	T	G	P	T	
1	ZHANG Xiling			1			1							1
2	CAO Zhenhua	1		23	1		45					1		45
5	XU Miao			24			9							9
6	WANG Chunyan			24	1		52	1		1	2			53
7	KE Peiyang													
9	WANG Chunhua													
<b>TOTALS</b>							<b>2</b>		<b>107</b>	<b>1</b>		<b>1</b>	<b>3</b>	<b>108</b>

#### RUNNING SCORE

CHN	1st Half	BRA
WANG C	1 (11:14)	0
	2nd Half	
	1 (14:42)	LIMA M
CAO Z	2 (14:59)	1
WANG C	3 (19:45)	1

#### BRA - Brazil

Uniform Colour: BLUE

No.	Name	Sub	M. Sub	Min	Throws			Penalty Throws			Totals			
					G	P	T	G	P	T	G	P	T	
1	MOURA Geovana			2			2							2
2	BRITO Gabriely	1		21			3							3
5	LIMA Moniza	1		23	1	1	46				1	1		46
6	SILVA Katia			6			12							12
7	LONGHINI Danielle	1		12			23							23
8	VITORINO Jessica	1		8			21							21
<b>TOTALS</b>							<b>1</b>	<b>1</b>	<b>107</b>			<b>1</b>	<b>1</b>	<b>107</b>

#### Legend:

<b>G</b>	Goals	<b>HT</b>	Half Time	<b>Min</b>	Minutes Played	<b>M. Sub</b>	Medical Substitution	<b>No.</b>	Shirt Number	<b>P</b>	Penalties
<b>Sub</b>	Substitution out	<b>T</b>	Throws								



### Game Statistics

Statistique de partie

Game No.16

**CHN 3 - 1 BRA**  
(HT 1 - 0)

Referee: AGUADO Raquel (ESP)

Referee: OBEIDAT Manar (JOR)

#### CHN - China

No.	Name	Sub	M. Sub	Min	Throws			Penalty Throws			Extra		Totals			PM	OG	BK	BO
					G	P	T	G	P	T	G	T	G	P	T				
1	ZHANG Xiling			1			1												
2	CAO Zhenhua	1		23	1		45						1		45			33	
5	XU Miao			24			9								9			31	
6	WANG Chunyan			24	1		52	1		1			2		53			34	
7	KE Peiyang																		
9	WANG Chunhua																		
<b>TOTALS</b>							<b>2</b>		<b>107</b>	<b>1</b>		<b>1</b>			<b>3</b>			<b>98</b>	<b>2</b>

Team Penalties					Personal Penalties									
10	DG	UC	IC	N	SB	HB	LB	ES	ID	DG	UC	N		

#### BRA - Brazil

No.	Name	Sub	M. Sub	Min	Throws			Penalty Throws			Extra		Totals			PM	OG	BK	BO	
					G	P	T	G	P	T	G	T	G	P	T					
1	MOURA Geovana			2			2								2			6		
2	BRITO Gabriely	1		21			3								3			37		
5	LIMA Moniza	1		23	1	1	46					1	1	46	1			18		
6	SILVA Katia			6			12							12				7		
7	LONGHINI Danielle	1		12			23							23				13		
8	VITORINO Jessica	1		8			21							21				11		
<b>TOTALS</b>							<b>1</b>	<b>1</b>	<b>107</b>					<b>1</b>	<b>1</b>	<b>107</b>	<b>1</b>		<b>92</b>	<b>3</b>

Team Penalties					Personal Penalties									
10	DG	UC	IC	N	SB	HB	LB	ES	ID	DG	UC	N		
							1							

Legend:											
<b>10</b>	Ten Seconds	<b>BK</b>	Blocks	<b>BO</b>	Ball Over	<b>DG</b>	Delay of Game	<b>ES</b>	Eyeshades		
<b>G</b>	Goals	<b>HB</b>	High Ball	<b>HT</b>	Half Time	<b>IC</b>	Illegal Coaching	<b>ID</b>	Illegal Defence		
<b>LB</b>	Long Ball	<b>Min</b>	Minutes Played	<b>M.Sub</b>	Medical Substitution	<b>N</b>	Noise	<b>No.</b>	Shirt Number		
<b>OG</b>	Own Goals	<b>P</b>	Penalties	<b>PM</b>	Penalties Made	<b>SB</b>	Short Ball	<b>Sub</b>	Substitution out		
<b>T</b>	Throws	<b>UC</b>	Unsporting Conduct								



### Start List

Liste de départ

Game No.16

**CHN - BRA**

Referee: AGUADO Raquel (ESP)

Referee: OBEIDAT Manar (JOR)

#### CHN - China

Uniform Colour: RED

No.	Name	Sport Class	Date of Birth	Competition Statistics		
				GP	Min	G
1	ZHANG Xiling	B3	17 JUN 1998			
2	CAO Zhenhua	B1	23 AUG 1997			
5	XU Miao	B3	12 OCT 2001			
6	WANG Chunyan	B2	7 DEC 2001			
7	KE Peiying	B2	27 JAN 2001			
9	WANG Chunhua	B2	20 JUN 1995			

	CHN	Played
PR	TUR	30 AUG
PR	BRA	31 AUG
PR	ISR	1 SEP

Coach: ZHANG Xiaopeng

Assistant Coach: YANG Chunhong

Staff: FU Juan

#### BRA - Brazil

Uniform Colour: BLUE

No.	Name	Sport Class	Date of Birth	Competition Statistics		
				GP	Min	G
1	MOURA Geovana	B2	23 JUN 1999	2	5	1
2	BRITO Gabriely	B3	15 AUG 1990	2	43	
5	LIMA Moniza	B2	16 APR 1998	2	39	3
6	SILVA Katia	B1	24 APR 1995	2	9	
7	LONGHINI Danielle	B1	22 FEB 2001	2	23	
8	VITORINO Jessica	B3	22 JUL 1993	2	25	3

	BRA	Played
PR	TUR	3-3
PR	ISR	4-8
PR	CHN	31 AUG

Coach: TOSIM Alessandro

Assistant Coach: MULLER Luciana

Staff: FREITAS Monica

**Legend:**

<b>G</b>	Goals Scored	<b>GP</b>	Games Played	<b>Min</b>	Minutes Played	<b>No.</b>	Shirt Number
<b>PR</b>	Preliminary Round						



## Competition Summary

Résumé des compétitions

As of SUN 1 SEP 2024

Pool C					
Rank		CHN	TUR	ISR	BRA
1	CHN		7-5 (3-5)	6-1 (2-0)	3-1 (1-0)
2	TUR	5-7 (5-3)		5-4 (4-0)	3-3 (2-2)
3	ISR	1-6 (0-2)	4-5 (0-4)		8-4 (3-1)
4	BRA	1-3 (0-1)	3-3 (2-2)	4-8 (1-3)	

Games				Goals			Points
Played	Won	Draw	Lost	For	Against	Diff	
3	3	0	0	16	7	9	9
3	1	1	1	13	14	-1	4
3	1	0	2	13	15	-2	3
3	0	1	2	8	14	-6	1

Pool D					
Rank		JPN	CAN	KOR	FRA
1	JPN		2-1 (1-1)	3-1 (1-1)	1 SEP
2	CAN	1-2 (1-1)		0-0 (0-0)	10-0 (5-0)
3	KOR	1-3 (1-1)	0-0 (0-0)		6-1 (1-1)
4	FRA	1 SEP	0-10 (0-5)	1-6 (1-1)	

Games				Goals			Points
Played	Won	Draw	Lost	For	Against	Diff	
2	2	0	0	5	2	3	6
3	1	1	1	11	2	9	4
3	1	1	1	7	4	3	4
2	0	0	2	1	16	-15	0

### Quarterfinals

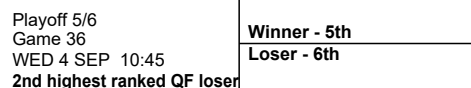
### Semifinals

### Finals

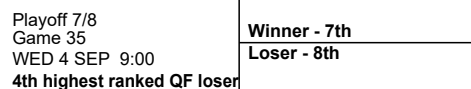


### Classification Playoff

#### Highest ranked QF loser



#### 3rd highest ranked QF loser



#### Note:

The final ranking in the round robin is determined by points earned. Ties are broken using the following methods in this order: Goal Difference, Number of Wins, Goals Against, Goal Difference in games between tied teams. Please refer to Goalball Rule 49.

#### Legend:

Diff Difference                      Q      Qualified for Quarterfinals



### Game Results

Résultat de partie

Game No.22

**ISR 1 - 6 CHN**  
(HT 0 - 2)

Referee: CHRISTODOULOS Antonios (GRE)

Referee: AGUADO Raquel (ESP)

#### ISR - Israel

Uniform Colour: LIGHT BLUE

No.	Name	Sub	M. Sub	Min	Throws			Penalty Throws			Totals			
					G	P	T	G	P	T	G	P	T	
1	MAHAMID-RUZIN Elham	1		10		1	22					1	22	
2	MALKA Noa													
3	HAMRANI Gal			12			1						1	
4	MIZRAHI Or			19	1		39				1		39	
5	OHAYON Roni			12			2						2	
6	BEN DAVID Lih	2		19		2	47					2	47	
<b>TOTALS</b>							<b>1</b>	<b>3</b>	<b>111</b>			<b>1</b>	<b>3</b>	<b>111</b>

#### RUNNING SCORE

ISR	1st Half	CHN
0 (3:51)	1	WANG C
0 (5:57)	2	CAO Z
<b>2nd Half</b>		
0 (13:01)	3	WANG C
0 (13:54)	4	CAO Z
0 (14:08)	5	CAO Z
MIZRAHI O	1 (18:15)	5
	1 (20:32)	6
		WANG C

#### CHN - China

Uniform Colour: YELLOW

No.	Name	Sub	M. Sub	Min	Throws			Penalty Throws			Totals		
					G	P	T	G	P	T	G	P	T
1	ZHANG Xiling			3			5						5
2	CAO Zhenhua	1		21	3		43				3		43
5	XU Miao			24			13						13
6	WANG Chunyan	1		23	1		42	2		3	3		45
7	KE Peiyang												
9	WANG Chunhua			1			2						2
<b>TOTALS</b>							<b>4</b>	<b>105</b>	<b>2</b>	<b>3</b>	<b>6</b>		<b>108</b>

#### Legend:

<b>G</b>	Goals	<b>HT</b>	Half Time	<b>Min</b>	Minutes Played	<b>M. Sub</b>	Medical Substitution	<b>No.</b>	Shirt Number	<b>P</b>	Penalties
<b>Sub</b>	Substitution out	<b>T</b>	Throws								



### Game Statistics

Statistique de partie

Game No.22

**ISR 1 - 6 CHN**  
(HT 0 - 2)

Referee: CHRISTODOULOS Antonios (GRE)

Referee: AGUADO Raquel (ESP)

#### ISR - Israel

No.	Name	Sub	M. Sub	Min	Throws			Penalty Throws			Extra		Totals			PM	OG	BK	BO	
					G	P	T	G	P	T	G	T	G	P	T					
1	MAHAMID-RUZIN Elham	1		10		1	22							1	22			5		
2	MALKA Noa																			
3	HAMRANI Gal			12			1								1			23	1	
4	MIZRAHI Or			19	1		39						1		39			28		
5	OHAYON Roni			12			2								2			24		
6	BEN DAVID Lihi	2		19		2	47							2	47	2		15		
<b>TOTALS</b>							<b>1</b>	<b>3</b>	<b>111</b>					<b>1</b>	<b>3</b>	<b>111</b>	<b>3</b>		<b>95</b>	<b>1</b>

Team Penalties					Personal Penalties									
10	DG	UC	IC	N	SB	HB	LB	ES	ID	DG	UC	N		
							3							

#### CHN - China

No.	Name	Sub	M. Sub	Min	Throws			Penalty Throws			Extra		Totals			PM	OG	BK	BO
					G	P	T	G	P	T	G	T	G	P	T				
1	ZHANG Xiling			3			5								5			4	
2	CAO Zhenhua	1		21	3		43						3		43			30	1
5	XU Miao			24			13								13			42	1
6	WANG Chunyan	1		23	1		42	2		3			3		45			20	1
7	KE Peiyong																		
9	WANG Chunhua			1			2								2			1	
<b>TOTALS</b>							<b>4</b>		<b>105</b>	<b>2</b>		<b>3</b>			<b>6</b>			<b>97</b>	<b>3</b>

Team Penalties					Personal Penalties									
10	DG	UC	IC	N	SB	HB	LB	ES	ID	DG	UC	N		

#### Legend:

<b>10</b>	Ten Seconds	<b>BK</b>	Blocks	<b>BO</b>	Ball Over	<b>DG</b>	Delay of Game	<b>ES</b>	Eyeshades
<b>G</b>	Goals	<b>HB</b>	High Ball	<b>HT</b>	Half Time	<b>IC</b>	Illegal Coaching	<b>ID</b>	Illegal Defence
<b>LB</b>	Long Ball	<b>Min</b>	Minutes Played	<b>M.Sub</b>	Medical Substitution	<b>N</b>	Noise	<b>No.</b>	Shirt Number
<b>OG</b>	Own Goals	<b>P</b>	Penalties	<b>PM</b>	Penalties Made	<b>SB</b>	Short Ball	<b>Sub</b>	Substitution out
<b>T</b>	Throws	<b>UC</b>	Unsporting Conduct						





### Start List

Liste de départ

**REVISED**  
1 SEP 14:23

Game No.22

**ISR - CHN**

Referee: CHRISTODOULOS Antonios (GRE)

Referee: AGUADO Raquel (ESP)

#### ISR - Israel

Uniform Colour: LIGHT BLUE

No.	Name	Sport Class	Date of Birth	Competition Statistics		
				GP	Min	G
1	MAHAMID-RUZIN Elham	B3	16 FEB 1990	2	10	1
2	MALKA Noa	B3	15 JUN 2003	2	2	
3	HAMRANI Gal	B1	1 DEC 1992	2	27	
4	MIZRAHI Or	B3	7 MAY 1993	2	39	5
5	OHAYON Roni	B2	8 MAR 1999	2	21	
6	BEN DAVID Lihi	B1	8 DEC 1995	2	45	6

	ISR	Played
PR	BRA	8-4
PR	TUR	4-5
PR	CHN	1 SEP

Coach: SHOHAM Raz

Assistant Coach: ABU AIASH Muhammad

Staff: FUERTE Ariel

#### CHN - China

Uniform Colour: YELLOW

No.	Name	Sport Class	Date of Birth	Competition Statistics		
				GP	Min	G
1	ZHANG Xiling	B3	17 JUN 1998	2	1	
2	CAO Zhenhua	B1	23 AUG 1997	2	47	1
5	XU Miao	B3	12 OCT 2001	2	48	
6	WANG Chunyan	B2	7 DEC 2001	2	48	9
7	KE Peiyang	B2	27 JAN 2001	2		
9	WANG Chunhua	B2	20 JUN 1995	2		

	CHN	Played
PR	TUR	7-5
PR	BRA	3-1
PR	ISR	1 SEP

Coach: ZHANG Xiaopeng

Assistant Coach: YANG Chunhong

Staff: SU Hui

#### Legend:

**G** Goals Scored      **GP** Games Played      **Min** Minutes Played      **No.** Shirt Number

**PR** Preliminary Round

**REVISED**

Replaced team official CHN - Staff member



## Competition Summary

Résumé des compétitions

As of THU 29 AUG 2024

Pool C					
Rank		BRA	TUR	CHN	ISR
1	BRA		3-3 (2-2)	31 AUG	30 AUG
1	TUR	3-3 (2-2)		30 AUG	31 AUG
	CHN	31 AUG	30 AUG		1 SEP
	ISR	30 AUG	31 AUG	1 SEP	

Games				Goals			Points
Played	Won	Draw	Lost	For	Against	Diff	
1	0	1	0	3	3	0	1
1	0	1	0	3	3	0	1
0							
0							

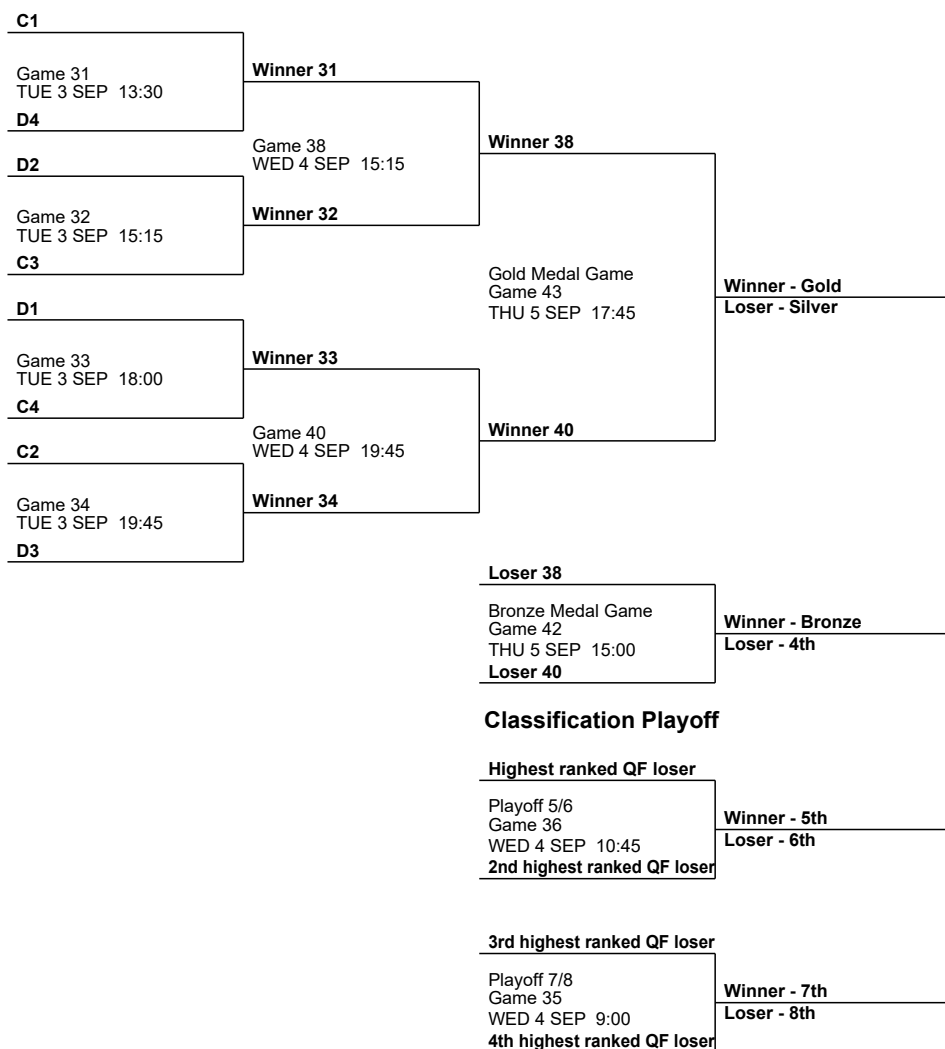
Pool D					
Rank		CAN	FRA	JPN	KOR
1	CAN		10-0 (5-0)	30 AUG	1 SEP
2	FRA	0-10 (0-5)		1 SEP	31 AUG
	JPN	30 AUG	1 SEP		29 AUG
	KOR	1 SEP	31 AUG	29 AUG	

Games				Goals			Points
Played	Won	Draw	Lost	For	Against	Diff	
1	1	0	0	10	0	10	3
1	0	0	1	0	10	-10	0
0							
0							

### Quarterfinals

### Semifinals

### Finals



**Note:**

The final ranking in the round robin is determined by points earned. Ties are broken using the following methods in this order: Goal Difference, Number of Wins, Goals Against, Goal Difference in games between tied teams. Please refer to Goalball Rule 49.

**Legend:**

**Diff** Difference



**Game Results**

Résultat de partie

**REVISED**  
29 AUG 20:43

Game No.4

**CAN 10 - 0 FRA**  
(HT 5 - 0)

Referee: CHRISTODOULOS Antonios (GRE)

Referee: VUOKILA Juha (FIN)

**CAN - Canada**

Uniform Colour: RED

No.	Name	Sub	M. Sub	Min	Throws			Penalty Throws			Totals		
					G	P	T	G	P	T	G	P	T
1	SALEHIZADEH Maryam			12	2		20				2		20
3	BOGART Whitney			24									
4	MAHON Meghan	1		8	1		13				1		13
5	REINKE Emma			16	6		31				6		31
6	BALDOCK Briann Tracy Kelly												
7	BURK Amy			12	1		23				1		23
<b>TOTALS</b>					<b>10</b>		<b>87</b>				<b>10</b>		<b>87</b>

**RUNNING SCORE**

	CAN	1st Half	FRA
SALEHIZADEH M	1	(1:03)	0
REINKE E	2	(1:22)	0
SALEHIZADEH M	3	(4:04)	0
REINKE E	4	(5:03)	0
REINKE E	5	(9:09)	0
<b>2nd Half</b>			
MAHON M	6	(13:51)	0
REINKE E	7	(20:06)	0
REINKE E	8	(20:37)	0
REINKE E	9	(21:08)	0
BURK A	10	(22:01)	0

**FRA - France**

Uniform Colour: BLUE

No.	Name	Sub	M. Sub	Min	Throws			Penalty Throws			Totals		
					G	P	T	G	P	T	G	P	T
3	ALHAN Melda												
4	GONZALEZ Coralie			24			4						4
5	AJAMI Adelia			18			31						31
7	MATOS Gwendoline			24			40						40
8	RONDEPIERRE Loise												
9	BERQUIER Jahmali	1		6			10						10
<b>TOTALS</b>							<b>85</b>						<b>85</b>

**Legend:**

**G** Goals      **HT** Half Time      **Min** Minutes Played      **M. Sub** Medical Substitution      **No.** Shirt Number      **P** Penalties  
**Sub** Substitution out      **T** Throws

**REVISED** Substitutions updated



### Game Statistics

Statistique de partie

**REVISED**  
29 AUG 20:43

Game No.4

**CAN 10 - 0 FRA**  
(HT 5 - 0)

Referee: CHRISTODOULOS Antonios (GRE)

Referee: VUOKILA Juha (FIN)

#### CAN - Canada

No.	Name	Sub	M. Sub	Min	Throws			Penalty Throws			Extra		Totals			PM	OG	BK	BO
					G	P	T	G	P	T	G	T	G	P	T				
1	SALEHIZADEH Maryam			12	2		20						2		20			11	
3	BOGART Whitney			24														46	
4	MAHON Meghan	1		8	1		13						1		13			2	
5	REINKE Emma			16	6		31						6		31			14	
6	BALDOCK Briann Tracy Kelly																		
7	BURK Amy			12	1		23						1		23			5	1
<b>TOTALS</b>							<b>10</b>		<b>87</b>				<b>10</b>		<b>87</b>			<b>78</b>	<b>1</b>

Team Penalties					Personal Penalties									
10	DG	UC	IC	N	SB	HB	LB	ES	ID	DG	UC	N		

#### FRA - France

No.	Name	Sub	M. Sub	Min	Throws			Penalty Throws			Extra		Totals			PM	OG	BK	BO
					G	P	T	G	P	T	G	T	G	P	T				
3	ALHAN Melda																		
4	GONZALEZ Coralie			24			4								4			39	
5	AJAMI Adelia			18			31								31			19	
7	MATOS Gwendoline			24			40								40			12	
8	RONDEPIERRE Loise																		
9	BERQUIER Jahmali	1		6			10								10			3	
<b>TOTALS</b>							<b>85</b>							<b>85</b>			<b>73</b>		

Team Penalties					Personal Penalties									
10	DG	UC	IC	N	SB	HB	LB	ES	ID	DG	UC	N		

#### Legend:

<b>10</b>	Ten Seconds	<b>BK</b>	Blocks	<b>BO</b>	Ball Over	<b>DG</b>	Delay of Game	<b>ES</b>	Eyeshades
<b>G</b>	Goals	<b>HB</b>	High Ball	<b>HT</b>	Half Time	<b>IC</b>	Illegal Coaching	<b>ID</b>	Illegal Defence
<b>LB</b>	Long Ball	<b>Min</b>	Minutes Played	<b>M.Sub</b>	Medical Substitution	<b>N</b>	Noise	<b>No.</b>	Shirt Number
<b>OG</b>	Own Goals	<b>P</b>	Penalties	<b>PM</b>	Penalties Made	<b>SB</b>	Short Ball	<b>Sub</b>	Substitution out
<b>T</b>	Throws	<b>UC</b>	Unsporting Conduct						

REVISED Substitutions updated





## Competition Summary

Résumé des compétitions

As of THU 29 AUG 2024

Pool C					
Rank		BRA	TUR	CHN	ISR
1	BRA		3-3 (2-2)	31 AUG	30 AUG
1	TUR	3-3 (2-2)		30 AUG	31 AUG
	CHN	31 AUG	30 AUG		1 SEP
	ISR	30 AUG	31 AUG	1 SEP	

Games				Goals			Points
Played	Won	Draw	Lost	For	Against	Diff	
1	0	1	0	3	3	0	1
1	0	1	0	3	3	0	1
0							
0							

Pool D					
Rank		CAN	JPN	KOR	FRA
1	CAN		30 AUG	1 SEP	10-0 (5-0)
2	JPN	30 AUG		3-1 (1-1)	1 SEP
3	KOR	1 SEP	1-3 (1-1)		31 AUG
4	FRA	0-10 (0-5)	1 SEP	31 AUG	

Games				Goals			Points
Played	Won	Draw	Lost	For	Against	Diff	
1	1	0	0	10	0	10	3
1	1	0	0	3	1	2	3
1	0	0	1	1	3	-2	0
1	0	0	1	0	10	-10	0

### Quarterfinals

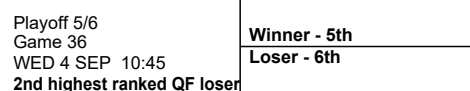
### Semifinals

### Finals

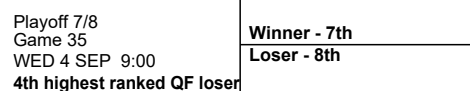


### Classification Playoff

#### Highest ranked QF loser



#### 3rd highest ranked QF loser



#### Note:

The final ranking in the round robin is determined by points earned. Ties are broken using the following methods in this order: Goal Difference, Number of Wins, Goals Against, Goal Difference in games between tied teams. Please refer to Goalball Rule 49.

#### Legend:

**Diff** Difference



### Game Results

Résultat de partie

Game No.6

**KOR 1 - 3 JPN**  
(HT 1 - 1)

Referee: WELBORN Linda (USA)

Referee: LARSSON Patrik (SWE)

#### KOR - Korea

Uniform Colour: WHITE

No.	Name	Sub	M. Sub	Min	Throws			Penalty Throws			Totals			
					G	P	T	G	P	T	G	P	T	
1	KIM Heejin			24			4							4
3	KIM Eunji													
4	PARK Eunji													
6	SIM Seonhwa			24	1		37			1	1			38
7	SEO Minji			24		1	53					1		53
8	CHOI Eumjee													
<b>TOTALS</b>					<b>1</b>	<b>1</b>	<b>94</b>			<b>1</b>	<b>1</b>	<b>1</b>	<b>1</b>	<b>95</b>

#### RUNNING SCORE

KOR	1st Half	JPN
SIM S	1 (3:08) 0	
	1 (7:06) 1	HAGIWARA N
2nd Half		
	1 (17:46) 2	HAGIWARA N
	1 (23:15) 3	HAGIWARA N

#### JPN - Japan

Uniform Colour: BLACK

No.	Name	Sub	M. Sub	Min	Throws			Penalty Throws			Totals			
					G	P	T	G	P	T	G	P	T	
1	TEMMA Yuki	1		12			24							24
2	ARAI Minami	2		17			23							23
4	AMURO Saki			12			8							8
6	HAGIWARA Norika			19	2	1	45	1		1	3	1		46
7	TAKAHASHI Rieko			12										
9	KOMIYA Masae													
<b>TOTALS</b>					<b>2</b>	<b>1</b>	<b>100</b>	<b>1</b>		<b>1</b>	<b>3</b>	<b>1</b>	<b>101</b>	

<b>Legend:</b>	<b>G</b> Goals	<b>HT</b> Half Time	<b>Min</b> Minutes Played	<b>M. Sub</b> Medical Substitution	<b>No.</b> Shirt Number	<b>P</b> Penalties
	<b>Sub</b> Substitution out	<b>T</b> Throws				



### Game Statistics

Statistique de partie

Game No.6

**KOR 1 - 3 JPN**  
(HT 1 - 1)

Referee: WELBORN Linda (USA)

Referee: LARSSON Patrik (SWE)

#### KOR - Korea

No.	Name	Sub	M. Sub	Min	Throws			Penalty Throws			Extra		Totals			PM	OG	BK	BO
					G	P	T	G	P	T	G	T	G	P	T				
1	KIM Heejin			24			4											32	
3	KIM Eunji																		
4	PARK Eunji																		
6	SIM Seonhwa			24	1		37			1			1					20	
7	SEO Minji			24		1	53							1	53	1		31	
8	CHOI Eumjee																		
<b>TOTALS</b>							<b>1</b>	<b>1</b>	<b>94</b>			<b>1</b>		<b>1</b>	<b>1</b>	<b>95</b>	<b>1</b>		<b>83</b>

Team Penalties					Personal Penalties									
10	DG	UC	IC	N	SB	HB	LB	ES	ID	DG	UC	N		
						1								

#### JPN - Japan

No.	Name	Sub	M. Sub	Min	Throws			Penalty Throws			Extra		Totals			PM	OG	BK	BO	
					G	P	T	G	P	T	G	T	G	P	T					
1	TEMMA Yuki	1		12			24								24			17	2	
2	ARAI Minami	2		17			23								23			19		
4	AMURO Saki			12			8								8			14		
6	HAGIWARA Norika			19	2	1	45	1		1			3	1	46	1		21	3	
7	TAKAHASHI Rieko			12														18		
9	KOMIYA Masae																			
<b>TOTALS</b>							<b>2</b>	<b>1</b>	<b>100</b>	<b>1</b>		<b>1</b>		<b>3</b>	<b>1</b>	<b>101</b>	<b>1</b>		<b>89</b>	<b>5</b>

Team Penalties					Personal Penalties									
10	DG	UC	IC	N	SB	HB	LB	ES	ID	DG	UC	N		
							1							

#### Legend:

<b>10</b>	Ten Seconds	<b>BK</b>	Blocks	<b>BO</b>	Ball Over	<b>DG</b>	Delay of Game	<b>ES</b>	Eyeshades
<b>G</b>	Goals	<b>HB</b>	High Ball	<b>HT</b>	Half Time	<b>IC</b>	Illegal Coaching	<b>ID</b>	Illegal Defence
<b>LB</b>	Long Ball	<b>Min</b>	Minutes Played	<b>M.Sub</b>	Medical Substitution	<b>N</b>	Noise	<b>No.</b>	Shirt Number
<b>OG</b>	Own Goals	<b>P</b>	Penalties	<b>PM</b>	Penalties Made	<b>SB</b>	Short Ball	<b>Sub</b>	Substitution out
<b>T</b>	Throws	<b>UC</b>	Unsporting Conduct						





### Start List

Liste de départ

Game No.6

**KOR - JPN**

Referee: WELBORN Linda (USA)

Referee: LARSSON Patrik (SWE)

#### KOR - Korea

Uniform Colour: WHITE

No.	Name	Sport Class	Date of Birth	Competition Statistics		
				GP	Min	G
1	KIM Heejin	B3	29 NOV 1994			
3	KIM Eunji	B2	23 APR 1991			
4	PARK Eunji	B3	2 JUN 1999			
6	SIM Seonhwa	B2	2 MAR 1992			
7	SEO Minji	B2	29 DEC 2001			
8	CHOI Eumjee	B1	6 JUL 1999			

	KOR	Played
PR	JPN	29 AUG
PR	FRA	31 AUG
PR	CAN	1 SEP

Coach: JUNG Eun Sun

Assistant Coach: JUNG Jiyoung

Staff: YU Hyejin

#### JPN - Japan

Uniform Colour: BLACK

No.	Name	Sport Class	Date of Birth	Competition Statistics		
				GP	Min	G
1	TEMMA Yuki	B1	26 JUL 1990			
2	ARAI Minami	B3	22 JAN 2003			
4	AMURO Saki	B1	5 MAR 1993			
6	HAGIWARA Norika	B2	3 MAR 2001			
7	TAKAHASHI Rieko	B1	20 MAR 1998			
9	KOMIYA Masae	B1	8 MAY 1975			

	JPN	Played
PR	KOR	29 AUG
PR	CAN	30 AUG
PR	FRA	1 SEP

Coach: TSUJI Mihoko

Assistant Coach: SUGIYAMA Sayaka

Staff: MAEDA Kikuko

#### Legend:

<b>G</b>	Goals Scored	<b>GP</b>	Games Played	<b>Min</b>	Minutes Played	<b>No.</b>	Shirt Number
<b>PR</b>	Preliminary Round						



## Competition Summary

Résumé des compétitions

As of FRI 30 AUG 2024

Pool C					
Rank		ISR	TUR	BRA	CHN
1	ISR		31 AUG	8-4 (3-1)	1 SEP
2	TUR	31 AUG		3-3 (2-2)	30 AUG
3	BRA	4-8 (1-3)	3-3 (2-2)		31 AUG
	CHN	1 SEP	30 AUG	31 AUG	

Games				Goals			Points
Played	Won	Draw	Lost	For	Against	Diff	
1	1	0	0	8	4	4	3
1	0	1	0	3	3	0	1
2	0	1	1	7	11	-4	1
0							

Pool D					
Rank		JPN	CAN	KOR	FRA
1	JPN		2-1 (1-1)	3-1 (1-1)	1 SEP
2	CAN	1-2 (1-1)		1 SEP	10-0 (5-0)
3	KOR	1-3 (1-1)	1 SEP		31 AUG
4	FRA	1 SEP	0-10 (0-5)	31 AUG	

Games				Goals			Points
Played	Won	Draw	Lost	For	Against	Diff	
2	2	0	0	5	2	3	6
2	1	0	1	11	2	9	3
1	0	0	1	1	3	-2	0
1	0	0	1	0	10	-10	0

### Quarterfinals

### Semifinals

### Finals



### Classification Playoff

#### Highest ranked QF loser

Playoff 5/6 Game 36 WED 4 SEP 10:45 <b>2nd highest ranked QF loser</b>	<b>Winner - 5th</b> <b>Loser - 6th</b>
---	---

#### 3rd highest ranked QF loser

Playoff 7/8 Game 35 WED 4 SEP 9:00 <b>4th highest ranked QF loser</b>	<b>Winner - 7th</b> <b>Loser - 8th</b>
--	---

#### Note:

The final ranking in the round robin is determined by points earned. Ties are broken using the following methods in this order: Goal Difference, Number of Wins, Goals Against, Goal Difference in games between tied teams. Please refer to Goalball Rule 49.

#### Legend:

**Diff** Difference



### Game Results

Résultat de partie

Game No.10

**JPN 2 - 1 CAN**  
(HT 1 - 1)

Referee: AGUADO Raquel (ESP)

Referee: WELBORN Linda (USA)

#### JPN - Japan

Uniform Colour: RED

No.	Name	Sub	M. Sub	Min	Throws			Penalty Throws			Totals			
					G	P	T	G	P	T	G	P	T	
1	TEMMA Yuki			12			21							21
2	ARAI Minami			12			18							18
4	AMURO Saki			17			19							19
6	HAGIWARA Norika			18	2		38				2			38
7	TAKAHASHI Rieko	2		13			1							1
9	KOMIYA Masae													
<b>TOTALS</b>							<b>2</b>				<b>97</b>			<b>2</b>

#### RUNNING SCORE

	JPN	1st Half	CAN
	0	(0:14)	1
HAGIWARA N	1	(10:02)	1
		2nd Half	
HAGIWARA N	2	(22:37)	1

#### CAN - Canada

Uniform Colour: RED

No.	Name	Sub	M. Sub	Min	Throws			Penalty Throws			Totals			
					G	P	T	G	P	T	G	P	T	
1	SALEHIZADEH Maryam													
3	BOGART Whitney			24			1							1
4	MAHON Meghan	1		23			40							40
5	REINKE Emma			24	1		52				1			52
6	BALDOCK Brieann Tracy Kelly													
7	BURK Amy			1			1							1
<b>TOTALS</b>							<b>1</b>				<b>94</b>			<b>1</b>

**Legend:**

<b>G</b>	Goals	<b>HT</b>	Half Time	<b>Min</b>	Minutes Played	<b>M. Sub</b>	Medical Substitution	<b>No.</b>	Shirt Number	<b>P</b>	Penalties
<b>Sub</b>	Substitution out	<b>T</b>	Throws								



### Game Statistics

Statistique de partie

Game No.10

JPN 2 - 1 CAN

(HT 1 - 1)

Referee: AGUADO Raquel (ESP)

Referee: WELBORN Linda (USA)

#### JPN - Japan

No.	Name	Sub	M. Sub	Min	Throws			Penalty Throws			Extra		Totals			PM	OG	BK	BO		
					G	P	T	G	P	T	G	T	G	P	T						
1	TEMMA Yuki			12			21											4			
2	ARAI Minami			12			18											13			
4	AMURO Saki			17			19											31			
6	HAGIWARA Norika			18	2		38						2					20			
7	TAKAHASHI Rieko	2		13			1											20			
9	KOMIYA Masae																				
<b>TOTALS</b>							<b>2</b>		<b>97</b>					<b>2</b>				<b>97</b>			<b>88</b>

Team Penalties					Personal Penalties									
10	DG	UC	IC	N	SB	HB	LB	ES	ID	DG	UC	N		

#### CAN - Canada

No.	Name	Sub	M. Sub	Min	Throws			Penalty Throws			Extra		Totals			PM	OG	BK	BO			
					G	P	T	G	P	T	G	T	G	P	T							
1	SALEHIZADEH Maryam																					
3	BOGART Whitney			24			1											34	4			
4	MAHON Meghan	1		23			40											24				
5	REINKE Emma			24	1		52					1						27				
6	BALDOCK Briann Tracy Kelly																					
7	BURK Amy			1			1											1				
<b>TOTALS</b>							<b>1</b>		<b>94</b>					<b>1</b>				<b>94</b>			<b>86</b>	<b>4</b>

Team Penalties					Personal Penalties									
10	DG	UC	IC	N	SB	HB	LB	ES	ID	DG	UC	N		

**Legend:**

<b>10</b> Ten Seconds	<b>BK</b> Blocks	<b>BO</b> Ball Over	<b>DG</b> Delay of Game	<b>ES</b> Eyeshades
<b>G</b> Goals	<b>HB</b> High Ball	<b>HT</b> Half Time	<b>IC</b> Illegal Coaching	<b>ID</b> Illegal Defence
<b>LB</b> Long Ball	<b>Min</b> Minutes Played	<b>M.Sub</b> Medical Substitution	<b>N</b> Noise	<b>No.</b> Shirt Number
<b>OG</b> Own Goals	<b>P</b> Penalties	<b>PM</b> Penalties Made	<b>SB</b> Short Ball	<b>Sub</b> Substitution out
<b>T</b> Throws	<b>UC</b> Unsporting Conduct			



**Start List**

Liste de départ

**REVISED**  
30 AUG 14:20

**Game No.10**

**JPN - CAN**

**Referee:** AGUADO Raquel (ESP)

**Referee:** WELBORN Linda (USA)

**JPN - Japan**

Uniform Colour: RED

No.	Name	Sport Class	Date of Birth	Competition Statistics		
				GP	Min	G
1	TEMMA Yuki	B1	26 JUL 1990	1	12	
2	ARAI Minami	B3	22 JAN 2003	1	17	
4	AMURO Saki	B1	5 MAR 1993	1	12	
6	HAGIWARA Norika	B2	3 MAR 2001	1	19	3
7	TAKAHASHI Rieko	B1	20 MAR 1998	1	12	
9	KOMIYA Masae	B1	8 MAY 1975	1		

	JPN	Played
PR	KOR	3-1
PR	CAN	30 AUG
PR	FRA	1 SEP

**Coach:** TSUJI Mihoko  
**Assistant Coach:** SUGIYAMA Sayaka  
**Staff:** MAEDA Kikuko

**CAN - Canada**

Uniform Colour: RED

No.	Name	Sport Class	Date of Birth	Competition Statistics		
				GP	Min	G
1	SALEHIZADEH Maryam	B3	21 SEP 1986	1	12	2
3	BOGART Whitney	B3	21 APR 1986	1	24	
4	MAHON Meghan	B3	15 JAN 1996	1	8	1
5	REINKE Emma	B3	22 JUN 1998	1	16	6
6	BALDOCK Briann Tracy Kelly	B3	14 DEC 1995	1		
7	BURK Amy	B3	17 MAR 1990	1	12	1

	CAN	Played
PR	FRA	10-0
PR	JPN	30 AUG
PR	KOR	1 SEP

**Coach:** FAREBROTHER Trent  
**Assistant Coach:** GAGNON Chloe  
**Staff:** BUTTLE Megan

Legend:							
<b>G</b>	Goals Scored	<b>GP</b>	Games Played	<b>Min</b>	Minutes Played	<b>No.</b>	Shirt Number
<b>PR</b>	Preliminary Round						

**REVISED** shirt colour changed



## Competition Summary

Résumé des compétitions

As of SAT 31 AUG 2024

Pool C					
Rank		CHN	TUR	ISR	BRA
1	CHN		7-5 (3-5)	1 SEP	3-1 (1-0)
2	TUR	5-7 (5-3)		5-4 (4-0)	3-3 (2-2)
3	ISR	1 SEP	4-5 (0-4)		8-4 (3-1)
4	BRA	1-3 (0-1)	3-3 (2-2)	4-8 (1-3)	

Games				Goals			Points
Played	Won	Draw	Lost	For	Against	Diff	
2	2	0	0	10	6	4	6
3	1	1	1	13	14	-1	4
2	1	0	1	12	9	3	3
3	0	1	2	8	14	-6	1

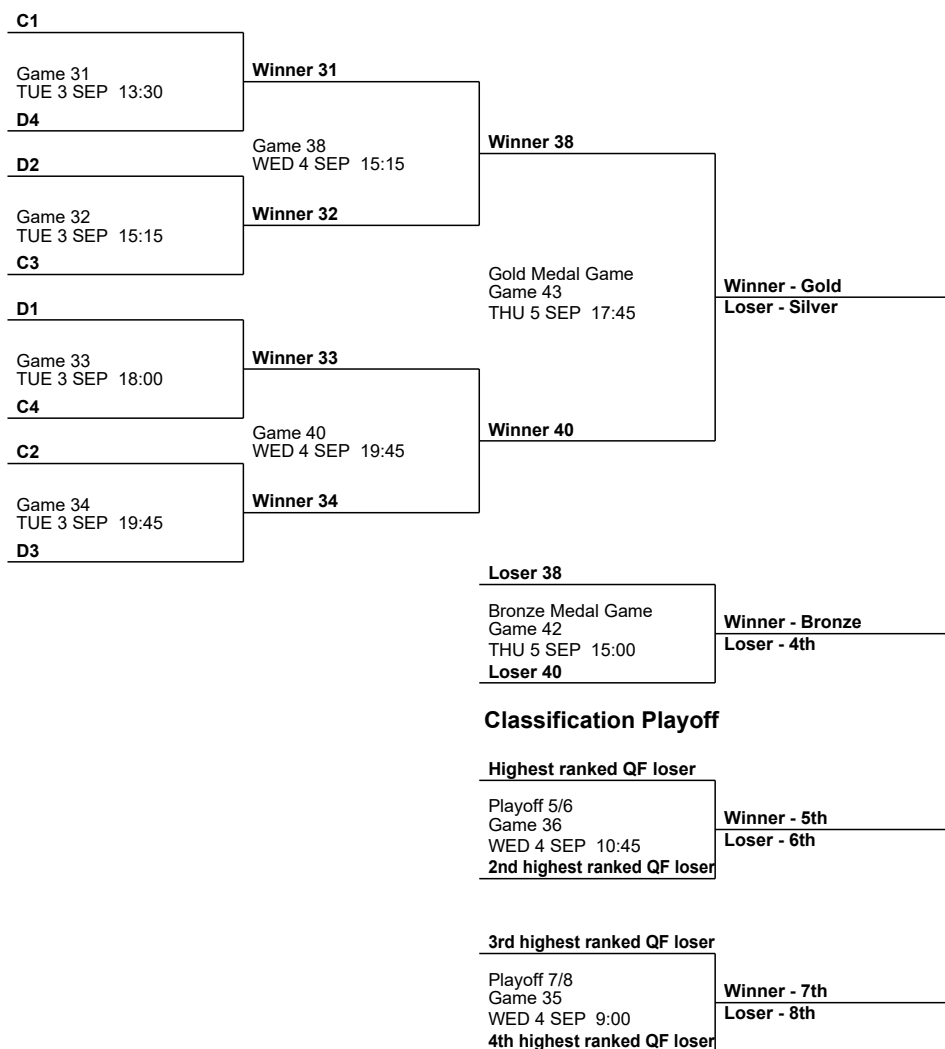
Pool D					
Rank		JPN	CAN	KOR	FRA
1	JPN		2-1 (1-1)	3-1 (1-1)	1 SEP
2	CAN	1-2 (1-1)		1 SEP	10-0 (5-0)
3	KOR	1-3 (1-1)	1 SEP		6-1 (1-1)
4	FRA	1 SEP	0-10 (0-5)	1-6 (1-1)	

Games				Goals			Points
Played	Won	Draw	Lost	For	Against	Diff	
2	2	0	0	5	2	3	6
2	1	0	1	11	2	9	3
2	1	0	1	7	4	3	3
2	0	0	2	1	16	-15	0

### Quarterfinals

### Semifinals

### Finals



**Note:**

The final ranking in the round robin is determined by points earned. Ties are broken using the following methods in this order: Goal Difference, Number of Wins, Goals Against, Goal Difference in games between tied teams. Please refer to Goalball Rule 49.

**Legend:**

**Diff** Difference



### Game Results

Résultat de partie

Game No.18

**FRA 1 - 6 KOR**  
(HT 1 - 1)

Referee: ONO Kazuto (JPN)

Referee: KUPER Sarah (GER)

#### FRA - France

Uniform Colour: BLUE

No.	Name	Sub	M. Sub	Min	Throws			Penalty Throws			Totals							
					G	P	T	G	P	T	G	P	T					
3	ALHAN Melda			19			3											
4	GONZALEZ Coralie	2		8			8											
5	AJAMI Adelia	1		18	1		30			2	1							
7	MATOS Gwendoline			24			47											
8	RONDEPIERRE Loise			2			5											
9	BERQUIER Jahmali	1		1			2											
<b>TOTALS</b>							<b>1</b>			<b>95</b>			<b>2</b>	<b>1</b>				<b>97</b>

#### RUNNING SCORE

FRA	1st Half	KOR
AJAMI A	1 (0:38) 0	
	1 (3:32) 1	SIM S
	2nd Half	
	1 (12:20) 2	PARK E
	1 (14:59) 3	SIM S
	1 (15:08) 4	PARK E
	1 (15:23) 5	SIM S
	1 (16:51) 6	SIM S

#### KOR - Korea

Uniform Colour: RED

No.	Name	Sub	M. Sub	Min	Throws			Penalty Throws			Totals							
					G	P	T	G	P	T	G	P	T					
1	KIM Heejin	1		22			4											
3	KIM Eunji			3			6											
4	PARK Eunji			12	2		25				2							
6	SIM Seonhwa	1		21	4		38				4							
7	SEO Minji	1		12			25											
8	CHOI Eumjee			2														
<b>TOTALS</b>							<b>6</b>			<b>98</b>			<b>6</b>					<b>98</b>

#### Legend:

<b>G</b>	Goals	<b>HT</b>	Half Time	<b>Min</b>	Minutes Played	<b>M. Sub</b>	Medical Substitution	<b>No.</b>	Shirt Number	<b>P</b>	Penalties
<b>Sub</b>	Substitution out	<b>T</b>	Throws								



### Game Statistics

Statistique de partie

Game No.18

**FRA 1 - 6 KOR**

(HT 1 - 1)

Referee: ONO Kazuto (JPN)

Referee: KUPER Sarah (GER)

#### FRA - France

No.	Name	Sub	M. Sub	Min	Throws			Penalty Throws			Extra		Totals			PM	OG	BK	BO	
					G	P	T	G	P	T	G	T	G	P	T					
3	ALHAN Melda			19			3										33	4		
4	GONZALEZ Coralie	2		8			8										8			
5	AJAMI Adelia	1		18	1		30			2			1				14	1		
7	MATOS Gwendoline			24			47										24	3		
8	RONDEPIERRE Loise			2			5										2			
9	BERQUIER Jahmali	1		1			2										2			
<b>TOTALS</b>							<b>1</b>		<b>95</b>			<b>2</b>			<b>1</b>		<b>97</b>		<b>83</b>	<b>8</b>

Team Penalties					Personal Penalties									
10	DG	UC	IC	N	SB	HB	LB	ES	ID	DG	UC	N		

#### KOR - Korea

No.	Name	Sub	M. Sub	Min	Throws			Penalty Throws			Extra		Totals			PM	OG	BK	BO	
					G	P	T	G	P	T	G	T	G	P	T					
1	KIM Heejin	1		22			4								4		31	5		
3	KIM Eunji			3			6								6		4			
4	PARK Eunji			12	2		25						2		25		20			
6	SIM Seonhwa	1		21	4		38						4		38		15			
7	SEO Minji	1		12			25							25	1	11				
8	CHOI Eumjee			2													4			
<b>TOTALS</b>							<b>6</b>		<b>98</b>					<b>6</b>		<b>98</b>	<b>2</b>		<b>85</b>	<b>5</b>

Team Penalties					Personal Penalties									
10	DG	UC	IC	N	SB	HB	LB	ES	ID	DG	UC	N		
														2

#### Legend:

<b>10</b>	Ten Seconds	<b>BK</b>	Blocks	<b>BO</b>	Ball Over	<b>DG</b>	Delay of Game	<b>ES</b>	Eyeshades
<b>G</b>	Goals	<b>HB</b>	High Ball	<b>HT</b>	Half Time	<b>IC</b>	Illegal Coaching	<b>ID</b>	Illegal Defence
<b>LB</b>	Long Ball	<b>Min</b>	Minutes Played	<b>M.Sub</b>	Medical Substitution	<b>N</b>	Noise	<b>No.</b>	Shirt Number
<b>OG</b>	Own Goals	<b>P</b>	Penalties	<b>PM</b>	Penalties Made	<b>SB</b>	Short Ball	<b>Sub</b>	Substitution out
<b>T</b>	Throws	<b>UC</b>	Unsporting Conduct						





## Start List

Liste de départ

### FRA - KOR

Game No.18

Referee: ONO Kazuto (JPN)

Referee: KUPER Sarah (GER)

#### FRA - France

Uniform Colour: BLUE

No.	Name	Sport Class	Date of Birth	Competition Statistics		
				GP	Min	G
3	ALHAN Melda	B2	31 MAY 2005	1		
4	GONZALEZ Coralie	B1	2 APR 1988	1	24	
5	AJAMI Adelia	B3	1 APR 2003	1	18	
7	MATOS Gwendoline	B2	29 DEC 1993	1	24	
8	RONDEPIERRE Loise	B3	8 FEB 1998	1		
9	BERQUIER Jahmali	B2	9 JAN 2003	1	6	

	FRA	Played
PR	CAN	0-10
PR	KOR	31 AUG
PR	JPN	1 SEP

Coach: PUAUD Anthony

Assistant Coach: VIDALOT Charlotte

Staff: MELIANDE COUSSIRAT Gilles

#### KOR - Korea

Uniform Colour: RED

No.	Name	Sport Class	Date of Birth	Competition Statistics		
				GP	Min	G
1	KIM Heejin	B3	29 NOV 1994	1	24	
3	KIM Eunji	B2	23 APR 1991	1		
4	PARK Eunji	B3	2 JUN 1999	1		
6	SIM Seonhwa	B2	2 MAR 1992	1	24	1
7	SEO Minji	B2	29 DEC 2001	1	24	
8	CHOI Eumjee	B1	6 JUL 1999	1		

	KOR	Played
PR	JPN	1-3
PR	FRA	31 AUG
PR	CAN	1 SEP

Coach: JUNG Eun Sun

Assistant Coach: JUNG Jiyoung

Staff: YU Hyejin

#### Legend:

<b>G</b>	Goals Scored	<b>GP</b>	Games Played	<b>Min</b>	Minutes Played	<b>No.</b>	Shirt Number
<b>PR</b>	Preliminary Round						



## Competition Summary

Résumé des compétitions

As of SUN 1 SEP 2024

Pool C					
Rank		CHN	TUR	ISR	BRA
1	CHN		7-5 (3-5)	1 SEP	3-1 (1-0)
2	TUR	5-7 (5-3)		5-4 (4-0)	3-3 (2-2)
3	ISR	1 SEP	4-5 (0-4)		8-4 (3-1)
4	BRA	1-3 (0-1)	3-3 (2-2)	4-8 (1-3)	

Games				Goals			Points
Played	Won	Draw	Lost	For	Against	Diff	
2	2	0	0	10	6	4	6
3	1	1	1	13	14	-1	4
2	1	0	1	12	9	3	3
3	0	1	2	8	14	-6	1

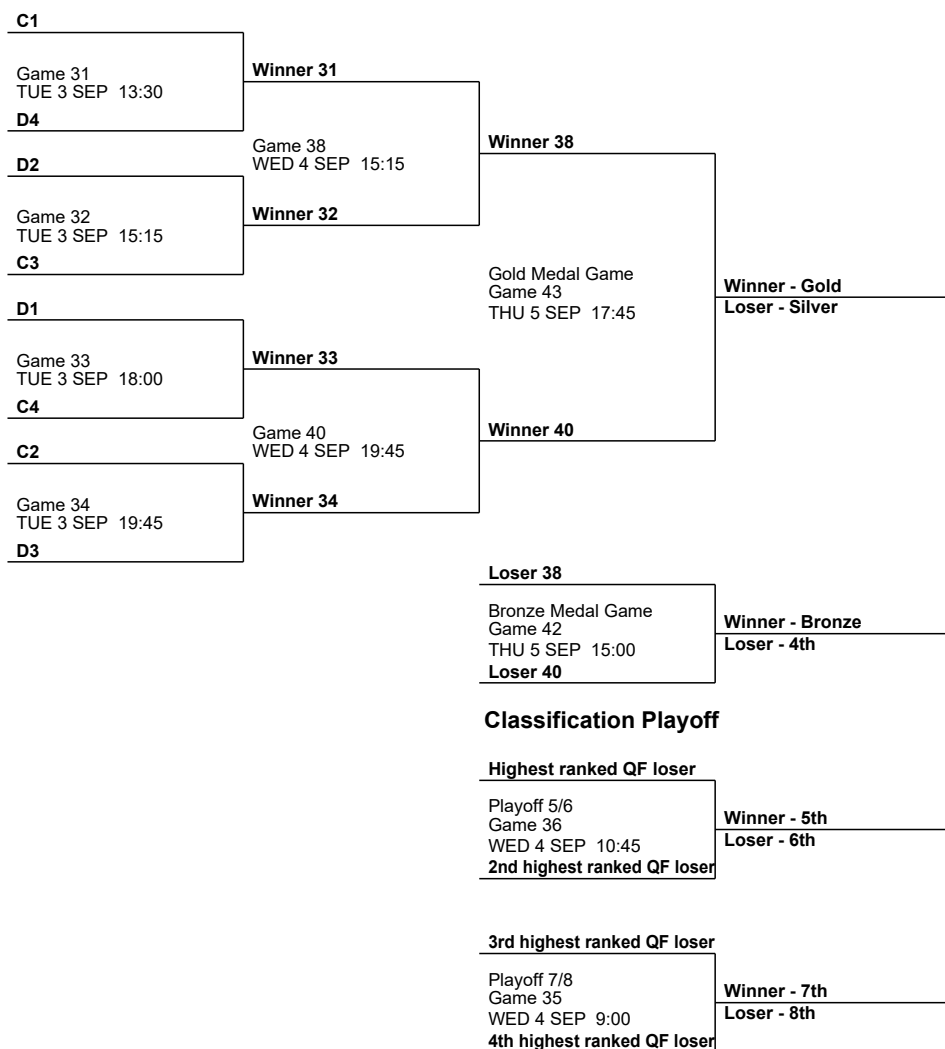
Pool D					
Rank		JPN	CAN	KOR	FRA
1	JPN		2-1 (1-1)	3-1 (1-1)	1 SEP
2	CAN	1-2 (1-1)		0-0 (0-0)	10-0 (5-0)
3	KOR	1-3 (1-1)	0-0 (0-0)		6-1 (1-1)
4	FRA	1 SEP	0-10 (0-5)	1-6 (1-1)	

Games				Goals			Points
Played	Won	Draw	Lost	For	Against	Diff	
2	2	0	0	5	2	3	6
3	1	1	1	11	2	9	4
3	1	1	1	7	4	3	4
2	0	0	2	1	16	-15	0

### Quarterfinals

### Semifinals

### Finals



**Note:**

The final ranking in the round robin is determined by points earned. Ties are broken using the following methods in this order: Goal Difference, Number of Wins, Goals Against, Goal Difference in games between tied teams. Please refer to Goalball Rule 49.

**Legend:**

**Diff** Difference





### Game Statistics

Statistique de partie

Game No.20

**KOR 0 - 0 CAN**

(HT 0 - 0)

Referee: VAITIEKUS Romualdas (LTU)

Referee: ONO Kazuto (JPN)

#### KOR - Korea

No.	Name	Sub	M. Sub	Min	Throws			Penalty Throws			Extra		Totals			PM	OG	BK	BO	
					G	P	T	G	P	T	G	T	G	P	T					
1	KIM Heejin			24			3										37	3		
3	KIM Eunji																			
4	PARK Eunji						2										1			
6	SIM Seonhwa			24			34										10			
7	SEO Minji	1		24			58										40			
8	CHOI Eumjee																			
<b>TOTALS</b>							<b>97</b>										<b>97</b>		<b>88</b>	<b>3</b>

Team Penalties					Personal Penalties									
10	DG	UC	IC	N	SB	HB	LB	ES	ID	DG	UC	N		

#### CAN - Canada

No.	Name	Sub	M. Sub	Min	Throws			Penalty Throws			Extra		Totals			PM	OG	BK	BO	
					G	P	T	G	P	T	G	T	G	P	T					
1	SALEHIZADEH Maryam			6			9										6			
3	BOGART Whitney			24			3										43	1		
4	MAHON Meghan																			
5	REINKE Emma			24			50										13	1		
6	BALDOCK Briann Tracy Kelly																			
7	BURK Amy	1		18			36										28			
<b>TOTALS</b>							<b>98</b>										<b>98</b>		<b>90</b>	<b>2</b>

Team Penalties					Personal Penalties									
10	DG	UC	IC	N	SB	HB	LB	ES	ID	DG	UC	N		

#### Legend:

<b>10</b>	Ten Seconds	<b>BK</b>	Blocks	<b>BO</b>	Ball Over	<b>DG</b>	Delay of Game	<b>ES</b>	Eyeshades
<b>G</b>	Goals	<b>HB</b>	High Ball	<b>HT</b>	Half Time	<b>IC</b>	Illegal Coaching	<b>ID</b>	Illegal Defence
<b>LB</b>	Long Ball	<b>Min</b>	Minutes Played	<b>M.Sub</b>	Medical Substitution	<b>N</b>	Noise	<b>No.</b>	Shirt Number
<b>OG</b>	Own Goals	<b>P</b>	Penalties	<b>PM</b>	Penalties Made	<b>SB</b>	Short Ball	<b>Sub</b>	Substitution out
<b>T</b>	Throws	<b>UC</b>	Unsporting Conduct						



### Start List

Liste de départ

Game No.20

**KOR - CAN**

Referee: VAITIEKUS Romualdas (LTU)

Referee: ONO Kazuto (JPN)

#### KOR - Korea

Uniform Colour: WHITE

No.	Name	Sport Class	Date of Birth	Competition Statistics		
				GP	Min	G
1	KIM Heejin	B3	29 NOV 1994	1	24	
3	KIM Eunji	B2	23 APR 1991	1		
4	PARK Eunji	B3	2 JUN 1999	1		
6	SIM Seonhwa	B2	2 MAR 1992	1	24	1
7	SEO Minji	B2	29 DEC 2001	1	24	
8	CHOI Eumjee	B1	6 JUL 1999	1		

	KOR	Played
PR	JPN	1-3
PR	FRA	31 AUG
PR	CAN	1 SEP

Coach: JUNG Eun Sun

Assistant Coach: JUNG Jiyoung

Staff: YU Hyejin

#### CAN - Canada

Uniform Colour: BLACK

No.	Name	Sport Class	Date of Birth	Competition Statistics		
				GP	Min	G
1	SALEHIZADEH Maryam	B3	21 SEP 1986	2	12	2
3	BOGART Whitney	B3	21 APR 1986	2	48	
4	MAHON Meghan	B3	15 JAN 1996	2	31	1
5	REINKE Emma	B3	22 JUN 1998	2	40	7
6	BALDOCK Briann Tracy Kelly	B3	14 DEC 1995	2		
7	BURK Amy	B3	17 MAR 1990	2	13	1

	CAN	Played
PR	FRA	10-0
PR	JPN	1-2
PR	KOR	1 SEP

Coach: FAREBROTHER Trent

Assistant Coach: GAGNON Chloe

Staff: BUTTLE Megan

**Legend:**

<b>G</b>	Goals Scored	<b>GP</b>	Games Played	<b>Min</b>	Minutes Played	<b>No.</b>	Shirt Number
<b>PR</b>	Preliminary Round						



## Competition Summary

Résumé des compétitions

As of SUN 1 SEP 2024

Pool C					
Rank		CHN	TUR	ISR	BRA
1	CHN		7-5 (3-5)	6-1 (2-0)	3-1 (1-0)
2	TUR	5-7 (5-3)		5-4 (4-0)	3-3 (2-2)
3	ISR	1-6 (0-2)	4-5 (0-4)		8-4 (3-1)
4	BRA	1-3 (0-1)	3-3 (2-2)	4-8 (1-3)	

Games				Goals			Points
Played	Won	Draw	Lost	For	Against	Diff	
3	3	0	0	16	7	9	9
3	1	1	1	13	14	-1	4
3	1	0	2	13	15	-2	3
3	0	1	2	8	14	-6	1


Pool D					
Rank		JPN	CAN	KOR	FRA
1	JPN		2-1 (1-1)	3-1 (1-1)	6-0 (3-0)
2	CAN	1-2 (1-1)		0-0 (0-0)	10-0 (5-0)
3	KOR	1-3 (1-1)	0-0 (0-0)		6-1 (1-1)
4	FRA	0-6 (0-3)	0-10 (0-5)	1-6 (1-1)	

Games				Goals			Points
Played	Won	Draw	Lost	For	Against	Diff	
3	3	0	0	11	2	9	9
3	1	1	1	11	2	9	4
3	1	1	1	7	4	3	4
3	0	0	3	1	22	-21	0

### Quarterfinals

### Semifinals

### Finals



### Classification Playoff

#### Highest ranked QF loser

Playoff 5/6 Game 36 WED 4 SEP 10:45	Winner - 5th Loser - 6th
---	-----------------------------

#### 3rd highest ranked QF loser

Playoff 7/8 Game 35 WED 4 SEP 9:00	Winner - 7th Loser - 8th
--	-----------------------------

#### Note:

The final ranking in the round robin is determined by points earned. Ties are broken using the following methods in this order: Goal Difference, Number of Wins, Goals Against, Goal Difference in games between tied teams. Please refer to Goalball Rule 49.

#### Legend:

Diff Difference      Q Qualified for Quarterfinals



### Game Results

Résultat de partie

Game No.24

**FRA 0 - 6 JPN**  
(HT 0 - 3)

Referee: WELBORN Linda (USA)

Referee: DAWSON Janice (CAN)

#### FRA - France

Uniform Colour: BLUE

No.	Name	Sub	M. Sub	Min	Throws			Penalty Throws			Totals			
					G	P	T	G	P	T	G	P	T	
3	ALHAN Melda			11		1	2						1	2
4	GONZALEZ Coralie	1		13			2							2
5	AJAMI Adelia			24			54							54
7	MATOS Gwendoline			24			37							37
8	RONDEPIERRE Loise													
9	BERQUIER Jahmali													
<b>TOTALS</b>						<b>1</b>	<b>95</b>						<b>1</b>	<b>95</b>

#### RUNNING SCORE

FRA	1st Half	JPN
0 (1:51)	1	HAGIWARA N
0 (10:05)	2	KOMIYA M
0 (11:36)	3	TEMMA Y
2nd Half		
0 (12:00)	4	ARAI M
0 (18:36)	5	KOMIYA M
0 (22:08)	6	AMURO S

#### JPN - Japan

Uniform Colour: BLACK

No.	Name	Sub	M. Sub	Min	Throws			Penalty Throws			Totals		
					G	P	T	G	P	T	G	P	T
1	TEMMA Yuki			12	1		19				1		19
2	ARAI Minami			12	1		21				1		21
4	AMURO Saki			24			18	1		1	1		19
6	HAGIWARA Norika	1		6	1		11				1		11
7	TAKAHASHI Rieko												
9	KOMIYA Masae			18	2		28				2		28
<b>TOTALS</b>					<b>5</b>		<b>97</b>	<b>1</b>		<b>1</b>	<b>6</b>		<b>98</b>

#### Legend:

<b>G</b>	Goals	<b>HT</b>	Half Time	<b>Min</b>	Minutes Played	<b>M. Sub</b>	Medical Substitution	<b>No.</b>	Shirt Number	<b>P</b>	Penalties
<b>Sub</b>	Substitution out	<b>T</b>	Throws								



### Game Statistics

Statistique de partie

Game No.24

**FRA 0 - 6 JPN**  
(HT 0 - 3)

Referee: WELBORN Linda (USA)

Referee: DAWSON Janice (CAN)

#### FRA - France

No.	Name	Sub	M. Sub	Min	Throws			Penalty Throws			Extra		Totals			PM	OG	BK	BO
					G	P	T	G	P	T	G	T	G	P	T				
3	ALHAN Melda			11		1	2							1	2		14	2	
4	GONZALEZ Coralie	1		13			2								2		21	1	
5	AJAMI Adelia			24			54								54		26		
7	MATOS Gwendoline			24			37								37		20		
8	RONDEPIERRE Loise																		
9	BERQUIER Jahmali																		
<b>TOTALS</b>						1	95							1	95	1	81	3	

Team Penalties					Personal Penalties									
10	DG	UC	IC	N	SB	HB	LB	ES	ID	DG	UC	N		
							1							

#### JPN - Japan

No.	Name	Sub	M. Sub	Min	Throws			Penalty Throws			Extra		Totals			PM	OG	BK	BO
					G	P	T	G	P	T	G	T	G	P	T				
1	TEMA Yuki			12	1		19						1		19			17	
2	ARAI Minami			12	1		21						1		21			16	
4	AMURO Saki			24			18	1		1			1		19			31	
6	HAGIWARA Norika	1		6	1		11						1		11			3	
7	TAKAHASHI Rieko																		
9	KOMIYA Masae			18	2		28						2		28			19	
<b>TOTALS</b>					5		97	1		1			6		98			86	

Team Penalties					Personal Penalties									
10	DG	UC	IC	N	SB	HB	LB	ES	ID	DG	UC	N		

Legend:											
<b>10</b>	Ten Seconds	<b>BK</b>	Blocks	<b>BO</b>	Ball Over	<b>DG</b>	Delay of Game	<b>ES</b>	Eyeshades		
<b>G</b>	Goals	<b>HB</b>	High Ball	<b>HT</b>	Half Time	<b>IC</b>	Illegal Coaching	<b>ID</b>	Illegal Defence		
<b>LB</b>	Long Ball	<b>Min</b>	Minutes Played	<b>M.Sub</b>	Medical Substitution	<b>N</b>	Noise	<b>No.</b>	Shirt Number		
<b>OG</b>	Own Goals	<b>P</b>	Penalties	<b>PM</b>	Penalties Made	<b>SB</b>	Short Ball	<b>Sub</b>	Substitution out		
<b>T</b>	Throws	<b>UC</b>	Unsporting Conduct								





### Start List

Liste de départ

Game No.24

**FRA - JPN**

Referee: WELBORN Linda (USA)

Referee: DAWSON Janice (CAN)

#### FRA - France

Uniform Colour: BLUE

No.	Name	Sport Class	Date of Birth	Competition Statistics		
				GP	Min	G
3	ALHAN Melda	B2	31 MAY 2005	1		
4	GONZALEZ Coralie	B1	2 APR 1988	1	24	
5	AJAMI Adelia	B3	1 APR 2003	1	18	
7	MATOS Gwendoline	B2	29 DEC 1993	1	24	
8	RONDEPIERRE Loise	B3	8 FEB 1998	1		
9	BERQUIER Jahmali	B2	9 JAN 2003	1	6	

FRA		Played
PR	CAN	0-10
PR	KOR	31 AUG
PR	JPN	1 SEP

Coach: PUAUD Anthony

Assistant Coach: VIDALOT Charlotte

Staff: MELIANDE COUSSIRAT Gilles

#### JPN - Japan

Uniform Colour: BLACK

No.	Name	Sport Class	Date of Birth	Competition Statistics		
				GP	Min	G
1	TEMMA Yuki	B1	26 JUL 1990	2	24	
2	ARAI Minami	B3	22 JAN 2003	2	29	
4	AMURO Saki	B1	5 MAR 1993	2	29	
6	HAGIWARA Norika	B2	3 MAR 2001	2	37	5
7	TAKAHASHI Rieko	B1	20 MAR 1998	2	25	
9	KOMIYA Masae	B1	8 MAY 1975	2		

JPN		Played
PR	KOR	3-1
PR	CAN	2-1
PR	FRA	1 SEP

Coach: TSUJI Mihoko

Assistant Coach: SUGIYAMA Sayaka

Staff: MAEDA Kikuko

#### Legend:

<b>G</b>	Goals Scored	<b>GP</b>	Games Played	<b>Min</b>	Minutes Played	<b>No.</b>	Shirt Number
<b>PR</b>	Preliminary Round						



**Overall Team Statistics**  
Statistiques globales des équipes  
As of THU 5 SEP 2024 at 20:38

Team	GP		Throws			Penalty Throws			Extra		Totals			PM	OG	BK
			G	P	T	G	P	T	G	T	G	P	T			
BRA - Brazil	6	For	39	6	583	8		10			47	6	593	6		488
		Agst	27	10	582	2		5			29	10	587	10		483
CHN - People's Republic of China	6	For	35	8	547	5		7			40	8	554	9		446
		Agst	24	4	531	7		9			31	4	540	7		444
EGY - Egypt	5	For	9	7	406	3		6			12	7	412	9		327
		Agst	34	5	405	6		9			40	5	414	6		335
FRA - France	5	For	20	3	442	5		7			25	3	449	4		341
		Agst	38	6	455	3		4			41	6	459	7		368
IRI - Islamic Republic of Iran	5	For	29	15	523	4		8			33	15	531	15		416
		Agst	28	7	521	10		15			38	7	536	8		410
JPN - Japan	6	For	40	5	538	8		12			48	5	550	6		442
		Agst	24	11	542	5		6			29	11	548	12		451
UKR - Ukraine	6	For	27	2	574	4		9			31	2	583	3		494
		Agst	26	9	594	2		3			28	9	597	9		491
USA - United States of America	5	For	28	14	540	6		8			34	14	548	16		444
		Agst	26	8	523	8		16			34	8	539	9		416
<b>TOTALS</b>	<b>22</b>		<b>227</b>	<b>60</b>	<b>4153</b>	<b>43</b>		<b>67</b>			<b>270</b>	<b>60</b>	<b>4220</b>	<b>68</b>		<b>3398</b>

<b>Legend:</b>	<b>Agst</b> Against	<b>BK</b> Blocks	<b>G</b> Goals	<b>GP</b> Games Played	<b>OG</b> Own Goals
	<b>P</b> Penalties	<b>PM</b> Penalties Made	<b>T</b> Throws		



## Individual Statistics

Statistiques - individuelles

As of THU 5 SEP 2024 at 20:38

### GOALSCORERS

Rk	Name	NPC	GP	G	PG	Total
1	YANG Mingyuan	CHN	6	22	5	27
2	MIYAJIKI Koji	JPN	6	18	3	21
3	KANEKO Kazuya	JPN	6	15	5	20
4	OLIINYK Vasyl	UKR	6	16	3	19
5	MORENO Leomon	BRA	6	13	2	15
5	YOUNG Calahan	USA	5	14	1	15
7	DANTAS Andre	BRA	6	12	1	13
8	JAFARI Hassan	IRI	5	9	3	12
9	OUNI Elias	FRA	5	7	3	10
9	SOURI Milad	IRI	5	10		10
9	YU Deyi	CHN	6	10		10
12	BAICH Nabil	FRA	5	7	2	9
12	MERREN Tyler	USA	5	4	5	9
12	SOUSA Josemarcio	BRA	6	8	1	9
15	SARAFRAZ Nematollah	IRI	5	8		8
15	STRELCHYK Anton	UKR	6	7	1	8
17	KING Christian	USA	5	7		7
18	ERNESTO Emerson	BRA	6	4	2	6
18	MOHAMED Omar	EGY	5	4	2	6
18	SANO Yuto	JPN	6	6		6
21	AWWAD Sayed	EGY	5	3	1	4
21	BOUALIA Kada	FRA	5	4		4
23	PARNIA JOMAIRAN Mohammad	IRI	5	2	1	3
23	SIMPSON Matt	USA	5	3		3
23	ZHYHALIN Rodion	UKR	6	3		3
26	DAUDIN Ambroise	FRA	5	2		2
26	HU Ming Yao	CHN	6	2		2
26	MARQUES Romario	BRA	6	2		2
26	SATURNINO Paulo	BRA	6		2	2
30	ELSAYED Ahmed	EGY	5	1		1
30	TORII Haruki	JPN	6	1		1
30	TSYHANENKO Yevheniy	UKR	6	1		1
30	YOUSEF Moaaz	EGY	5	1		1
30	YU Qinquan	CHN	6	1		1

### SCORING AVERAGE

Rk	Name	NPC	GP	G	PG	Total	Avg
1	YANG Mingyuan	CHN	6	22	5	27	4.5
2	MIYAJIKI Koji	JPN	6	18	3	21	3.5
3	KANEKO Kazuya	JPN	6	15	5	20	3.3
4	OLIINYK Vasyl	UKR	6	16	3	19	3.2
5	YOUNG Calahan	USA	5	14	1	15	3.0
6	MORENO Leomon	BRA	6	13	2	15	2.5
7	JAFARI Hassan	IRI	5	9	3	12	2.4
8	DANTAS Andre	BRA	6	12	1	13	2.2
9	OUNI Elias	FRA	5	7	3	10	2.0
9	SOURI Milad	IRI	5	10		10	2.0
11	BAICH Nabil	FRA	5	7	2	9	1.8
11	MERREN Tyler	USA	5	4	5	9	1.8
13	YU Deyi	CHN	6	10		10	1.7
14	SARAFRAZ Nematollah	IRI	5	8		8	1.6
15	SOUSA Josemarcio	BRA	6	8	1	9	1.5
16	KING Christian	USA	5	7		7	1.4
17	STRELCHYK Anton	UKR	6	7	1	8	1.3
18	MOHAMED Omar	EGY	5	4	2	6	1.2
19	ERNESTO Emerson	BRA	6	4	2	6	1.0
19	SANO Yuto	JPN	6	6		6	1.0
21	AWWAD Sayed	EGY	5	3	1	4	0.8
21	BOUALIA Kada	FRA	5	4		4	0.8
23	PARNIA JOMAIRAN Mohammad	IRI	5	2	1	3	0.6
23	SIMPSON Matt	USA	5	3		3	0.6
25	ZHYHALIN Rodion	UKR	6	3		3	0.5
26	DAUDIN Ambroise	FRA	5	2		2	0.4
27	HU Ming Yao	CHN	6	2		2	0.3
27	MARQUES Romario	BRA	6	2		2	0.3
27	SATURNINO Paulo	BRA	6		2	2	0.3
30	ELSAYED Ahmed	EGY	5	1		1	0.2
30	TORII Haruki	JPN	6	1		1	0.2
30	TSYHANENKO Yevheniy	UKR	6	1		1	0.2
30	YOUSEF Moaaz	EGY	5	1		1	0.2
30	YU Qinquan	CHN	6	1		1	0.2

<b>Legend:</b>							
<b>Avg</b>	Average	<b>G</b>	Goals	<b>GP</b>	Games Played	<b>PG</b>	Penalty Goals scored
<b>Rk</b>	Rank						



### Cumulative Statistics

Statistiques cumulées

**BRA - Brazil**

**After 6 Games**

No.	Name	Sub	M. Sub	GP	Min	Throws			Penalty Throws			Extra		Totals			PM	OG	BK	BO
						G	P	T	G	P	T	G	T	G	P	T				
3	SATURNINO Paulo			6	14			13	2		2			2		15			6	
4	MORENO Leomon	4		6	97	13	4	174	2		3			15	4	177	4		103	1
5	SOUSA Josemarcio	3		6	98	8	1	165	1		2			9	1	167	1		79	1
6	MARQUES Romario	1		6	28	2		23						2		23			26	1
7	ERNESTO Emerson	5		6	130	4	1	103	2		2			6	1	105	1		216	10
9	DANTAS Andre	3		6	65	12		105	1		1			13		106			58	

**TEAM**

<b>TOTALS FOR</b>						39	6	583	8		10			47	6	593	6		488	13
<b>TOTALS AGAINST</b>						27	10	582	2		5			29	10	587	10		483	13

No.	Name	Personal Penalties							
		SB	HB	LB	ES	ID	DG	UC	N
3	SATURNINO Paulo								
4	MORENO Leomon			4					
5	SOUSA Josemarcio		1						
6	MARQUES Romario								
7	ERNESTO Emerson			1					
9	DANTAS Andre								

Team Penalties				
10	DG	UC	IC	N

**Legend:**

<b>10</b> Ten Seconds	<b>BK</b> Blocks	<b>BO</b> Ball Over	<b>DG</b> Delay of Game	<b>ES</b> Eyeshades
<b>G</b> Goals	<b>GP</b> Games Played	<b>HB</b> High Ball	<b>IC</b> Illegal Coaching	<b>ID</b> Illegal Defence
<b>LB</b> Long Ball	<b>Min</b> Minutes Played	<b>M.Sub</b> Medical Substitution	<b>N</b> Noise	<b>No.</b> Shirt Number
<b>OG</b> Own Goals	<b>P</b> Penalties	<b>PM</b> Penalties Made	<b>SB</b> Short Ball	<b>Sub</b> Substitution out
<b>T</b> Throws	<b>UC</b> Unsporting Conduct			



### Cumulative Statistics

Statistiques cumulées

CHN - China

After 6 Games

No.	Name	Sub	M. Sub	GP	Min	Throws			Penalty Throws			Extra		Totals			PM	OG	BK	BO
						G	P	T	G	P	T	G	T	G	P	T				
3	YANG Mingyuan	1		6	139	22	6	298	5		6			27	6	304	6		102	
4	CHEN Liang Liang	1		6	5			9								9			1	2
5	HU Ming Yao	2		6	48	2		81			1			2		82			59	1
6	YU Qinquan	2		6	133	1		9						1		9			184	4
7	YU Deyi	2		6	96	10	2	150						10	2	150	2		96	1
9	WANG Jinhao			6	11														4	

TEAM

TOTALS FOR						35	8	547	5		7		40	8	554	9		446	8
TOTALS AGAINST						24	4	531	7		9		31	4	540	7		444	18

No.	Name	Personal Penalties							
		SB	HB	LB	ES	ID	DG	UC	N
3	YANG Mingyuan			6					
4	CHEN Liang Liang								
5	HU Ming Yao								
6	YU Qinquan								
7	YU Deyi			2					
9	WANG Jinhao								

Team Penalties				
10	DG	UC	IC	N
		1		

Legend:									
10	Ten Seconds	BK	Blocks	BO	Ball Over	DG	Delay of Game	ES	Eyeshades
G	Goals	GP	Games Played	HB	High Ball	IC	Illegal Coaching	ID	Illegal Defence
LB	Long Ball	Min	Minutes Played	M.Sub	Medical Substitution	N	Noise	No.	Shirt Number
OG	Own Goals	P	Penalties	PM	Penalties Made	SB	Short Ball	Sub	Substitution out
T	Throws	UC	Unsporting Conduct						



### Cumulative Statistics

Statistiques cumulées

EGY - Egypt

After 5 Games

No.	Name	Sub	M. Sub	GP	Min	Throws			Penalty Throws			Extra		Totals			PM	OG	BK	BO
						G	P	T	G	P	T	G	T	G	P	T				
3	ABDELRAZEK Ahmed	1		5	118		1	19							1	19	1		142	10
4	YOUSEF Moaaz	1		5	10	1	1	6						1	1	6	1		3	
5	AWWAD Sayed	2	1	5	89	3	1	160	1		3			4	1	163	1		85	2
7	MOHAMED Omar	3		5	48	4		98	2		3			6		101			50	2
8	ISMAEIL Mohamed			5	20			4								4			2	
9	ELSAYED Ahmed	3		5	75	1	4	119						1	4	119	4		45	1

TEAM

TOTALS FOR						9	7	406	3		6		12	7	412	9		327	15
TOTALS AGAINST						34	5	405	6		9		40	5	414	6		335	15

No.	Name	Personal Penalties							
		SB	HB	LB	ES	ID	DG	UC	N
3	ABDELRAZEK Ahmed		1						
4	YOUSEF Moaaz			1					
5	AWWAD Sayed		1						
7	MOHAMED Omar								
8	ISMAEIL Mohamed								
9	ELSAYED Ahmed			4					

Team Penalties				
10	DG	UC	IC	N
			2	

Legend:									
10	Ten Seconds	BK	Blocks	BO	Ball Over	DG	Delay of Game	ES	Eyeshades
G	Goals	GP	Games Played	HB	High Ball	IC	Illegal Coaching	ID	Illegal Defence
LB	Long Ball	Min	Minutes Played	M.Sub	Medical Substitution	N	Noise	No.	Shirt Number
OG	Own Goals	P	Penalties	PM	Penalties Made	SB	Short Ball	Sub	Substitution out
T	Throws	UC	Unsporting Conduct						



## Cumulative Statistics

Statistiques cumulées

FRA - France

After 5 Games

No.	Name	Sub	M. Sub	GP	Min	Throws			Penalty Throws			Extra		Totals			PM	OG	BK	BO
						G	P	T	G	P	T	G	T	G	P	T				
1	NEIMARLIJA Haris	2		5	58			5										55	1	
2	OUNI Elias			5	101	7		142	3		4			10		146		123	10	
3	BAICH Nabil	4		5	83	7		135	2		2			9		137		73	1	
4	RAMOS-MARTINS Thomas			5	15		1	13			1				1	14	1	7		
5	BOUALIA Kada	8		5	65	4	1	104						4	1	104	1	57	2	
6	DAUDIN Ambroise	1		5	38	2	1	43						2	1	43	1	26		

### TEAM

<b>TOTALS FOR</b>						20	3	442	5		7			25	3	449	4		341	14
<b>TOTALS AGAINST</b>						38	6	455	3		4			41	6	459	7		368	9

No.	Name	Personal Penalties							
		SB	HB	LB	ES	ID	DG	UC	N
1	NEIMARLIJA Haris								
2	OUNI Elias								
3	BAICH Nabil								
4	RAMOS-MARTINS Thomas			1					
5	BOUALIA Kada			1					
6	DAUDIN Ambroise			1					

Team Penalties				
10	DG	UC	IC	N
1				

### Legend:

<b>10</b> Ten Seconds	<b>BK</b> Blocks	<b>BO</b> Ball Over	<b>DG</b> Delay of Game	<b>ES</b> Eyeshades
<b>G</b> Goals	<b>GP</b> Games Played	<b>HB</b> High Ball	<b>IC</b> Illegal Coaching	<b>ID</b> Illegal Defence
<b>LB</b> Long Ball	<b>Min</b> Minutes Played	<b>M.Sub</b> Medical Substitution	<b>N</b> Noise	<b>No.</b> Shirt Number
<b>OG</b> Own Goals	<b>P</b> Penalties	<b>PM</b> Penalties Made	<b>SB</b> Short Ball	<b>Sub</b> Substitution out
<b>T</b> Throws	<b>UC</b> Unsporting Conduct			



### Cumulative Statistics

Statistiques cumulées

IRI - IR Iran  
After 5 Games

No.	Name	Sub	M. Sub	GP	Min	Throws			Penalty Throws			Extra		Totals			PM	OG	BK	BO	
						G	P	T	G	P	T	G	T	G	P	T					
2	NAFISINASAB Mohammadmahdi	2		5	45		1	12							1	12	1		73	2	
3	JAFARI Hassan	4		5	87	9	11	185	3		5				12	11	190	11		67	
4	ABBASI Mahdi			5	75			11								11			125	11	
6	SARAFRAZ Nematollah	2		5	74	8		150						8		150			83		
7	SOURI Milad	1		5	44	10	3	97			2			10	3	99	3		37	3	
8	PARNIA JOMAIRAN Mohammad			5	35	2		68	1		1			3		69			31		

TEAM

TOTALS FOR						29	15	523	4		8			33	15	531	15		416	16
TOTALS AGAINST						28	7	521	10		15			38	7	536	8		410	10

No.	Name	Personal Penalties							
		SB	HB	LB	ES	ID	DG	UC	N
2	NAFISINASAB Mohammadmahdi			1					
3	JAFARI Hassan		4	7					
4	ABBASI Mahdi								
6	SARAFRAZ Nematollah								
7	SOURI Milad			3					
8	PARNIA JOMAIRAN Mohammad								

Team Penalties				
10	DG	UC	IC	N

Legend:

<b>10</b> Ten Seconds	<b>BK</b> Blocks	<b>BO</b> Ball Over	<b>DG</b> Delay of Game	<b>ES</b> Eyeshades
<b>G</b> Goals	<b>GP</b> Games Played	<b>HB</b> High Ball	<b>IC</b> Illegal Coaching	<b>ID</b> Illegal Defence
<b>LB</b> Long Ball	<b>Min</b> Minutes Played	<b>M.Sub</b> Medical Substitution	<b>N</b> Noise	<b>No.</b> Shirt Number
<b>OG</b> Own Goals	<b>P</b> Penalties	<b>PM</b> Penalties Made	<b>SB</b> Short Ball	<b>Sub</b> Substitution out
<b>T</b> Throws	<b>UC</b> Unsporting Conduct			





### Cumulative Statistics

Statistiques cumulées

JPN - Japan  
After 6 Games

No.	Name	Sub	M. Sub	GP	Min	Throws			Penalty Throws			Extra		Totals			PM	OG	BK	BO
						G	P	T	G	P	T	G	T	G	P	T				
1	SANO Yuto	4		6	90	6		169			1			6		170			98	
2	TORII Haruki	1		6	18	1		15						1		15			8	
4	TAGUCHI Yuji	2		6	80			2								2			81	10
5	HAGIWARA Naoki			6	67														78	6
7	KANEKO Kazuya	5		6	91	15	4	181	5		6			20	4	187	4		93	
8	MIYAJIKI Koji	5		6	91	18	1	171	3		5			21	1	176	1		84	

TEAM

TOTALS FOR						40	5	538	8		12		48	5	550	6		442	16
TOTALS AGAINST						24	11	542	5		6		29	11	548	12		451	17

No.	Name	Personal Penalties							
		SB	HB	LB	ES	ID	DG	UC	N
1	SANO Yuto								
2	TORII Haruki								
4	TAGUCHI Yuji								
5	HAGIWARA Naoki								
7	KANEKO Kazuya			4					
8	MIYAJIKI Koji			1					

Team Penalties				
10	DG	UC	IC	N
				1

Legend:

10	Ten Seconds	BK	Blocks	BO	Ball Over	DG	Delay of Game	ES	Eyeshades
G	Goals	GP	Games Played	HB	High Ball	IC	Illegal Coaching	ID	Illegal Defence
LB	Long Ball	Min	Minutes Played	M.Sub	Medical Substitution	N	Noise	No.	Shirt Number
OG	Own Goals	P	Penalties	PM	Penalties Made	SB	Short Ball	Sub	Substitution out
T	Throws	UC	Unsporting Conduct						



### Cumulative Statistics

Statistiques cumulées

UKR - Ukraine

After 6 Games

No.	Name	Sub	M. Sub	GP	Min	Throws			Penalty Throws			Extra		Totals			PM	OG	BK	BO
						G	P	T	G	P	T	G	T	G	P	T				
1	OLIINYK VasyI	1		6	137	16		263	3		4			19		267			130	2
2	STRELCHYK Anton			6	107	7	1	215	1		2			8	1	217	1		129	6
3	SYDORENKO Fedir			6																
4	TSYHANENKO Yevheniy			6	6	1	1	12						1	1	12	1		12	
5	ZHYHALIN Rodion	3		6	41	3		72			3			3		75			36	2
7	TOPORKOV Oleksandr			6	146			12								12			187	14

TEAM

TOTALS FOR						27	2	574	4		9			31	2	583	3		494	24
TOTALS AGAINST						26	9	594	2		3			28	9	597	9		491	15

No.	Name	Personal Penalties							
		SB	HB	LB	ES	ID	DG	UC	N
1	OLIINYK VasyI								
2	STRELCHYK Anton			1					
3	SYDORENKO Fedir								
4	TSYHANENKO Yevheniy			1					
5	ZHYHALIN Rodion								
7	TOPORKOV Oleksandr								

Team Penalties				
10	DG	UC	IC	N
	1			

Legend:

<b>10</b>	Ten Seconds	<b>BK</b>	Blocks	<b>BO</b>	Ball Over	<b>DG</b>	Delay of Game	<b>ES</b>	Eyeshades
<b>G</b>	Goals	<b>GP</b>	Games Played	<b>HB</b>	High Ball	<b>IC</b>	Illegal Coaching	<b>ID</b>	Illegal Defence
<b>LB</b>	Long Ball	<b>Min</b>	Minutes Played	<b>M.Sub</b>	Medical Substitution	<b>N</b>	Noise	<b>No.</b>	Shirt Number
<b>OG</b>	Own Goals	<b>P</b>	Penalties	<b>PM</b>	Penalties Made	<b>SB</b>	Short Ball	<b>Sub</b>	Substitution out
<b>T</b>	Throws	<b>UC</b>	Unsporting Conduct						



### Cumulative Statistics

Statistiques cumulées

USA - United States

After 5 Games

No.	Name	Sub	M. Sub	GP	Min	Throws			Penalty Throws			Extra		Totals			PM	OG	BK	BO
						G	P	T	G	P	T	G	T	G	P	T				
2	MERREN Tyler	2		5	112	4	1	105	5		7			9	1	112	1		182	1
3	WALKER Zion			5	4			10								10			4	
4	FAISON Tre'shaun	1		5	7			2	15						2	15	2		11	
6	YOUNG Calahan	2		5	116	14	7	213	1		1			15	7	214	7		87	2
7	SIMPSON Matt	4		5	45	3	2	70						3	2	70	3		52	1
8	KING Christian	6		5	76	7	2	127						7	2	127	2		108	1

TEAM

<b>TOTALS FOR</b>						28	14	540	6		8			34	14	548	16		444	5
<b>TOTALS AGAINST</b>						26	8	523	8		16			34	8	539	9		416	14

No.	Name	Personal Penalties							
		SB	HB	LB	ES	ID	DG	UC	N
2	MERREN Tyler		1						
3	WALKER Zion								
4	FAISON Tre'shaun		1	1					
6	YOUNG Calahan		1	6					
7	SIMPSON Matt			2	1				
8	KING Christian			2					

Team Penalties				
10	DG	UC	IC	N
1				

Legend:

<b>10</b> Ten Seconds	<b>BK</b> Blocks	<b>BO</b> Ball Over	<b>DG</b> Delay of Game	<b>ES</b> Eyeshades
<b>G</b> Goals	<b>GP</b> Games Played	<b>HB</b> High Ball	<b>IC</b> Illegal Coaching	<b>ID</b> Illegal Defence
<b>LB</b> Long Ball	<b>Min</b> Minutes Played	<b>M.Sub</b> Medical Substitution	<b>N</b> Noise	<b>No.</b> Shirt Number
<b>OG</b> Own Goals	<b>P</b> Penalties	<b>PM</b> Penalties Made	<b>SB</b> Short Ball	<b>Sub</b> Substitution out
<b>T</b> Throws	<b>UC</b> Unsporting Conduct			



**Overall Team Statistics**  
Statistiques globales des équipes  
As of THU 5 SEP 2024 at 18:48

Team	GP		Throws			Penalty Throws			Extra		Totals			PM	OG	BK
			G	P	T	G	P	T	G	T	G	P	T			
BRA - Brazil	6	For	8	6	618	3		6			11	6	624	7		543
		Agst	18	5	625	5		6			23	5	631	6		562
CAN - Canada	5	For	13		478			1			13		479			430
		Agst	7	1	483						7	1	483	1		434
CHN - People's Republic of China	6	For	25	6	629	10		11			35	6	640	6		561
		Agst	9	11	634	2		6			11	11	640	11		541
FRA - France	5	For	4	2	480	1		8	1	6	6	2	494	2		418
		Agst	35	5	498	1		2	2	6	38	5	506	8		438
ISR - Israel	6	For	22	7	636	1		2			23	7	638	8		563
		Agst	21	1	624	4		8			25	1	632	2		542
JPN - Japan	5	For	9	2	494	2		2			11	2	496	2		440
		Agst	5	2	479			2			5	2	481	2		429
KOR - Republic of Korea	5	For	10	2	509	2		5	2	6	14	2	520	5		449
		Agst	11	5	517	1		5	1	6	13	5	528	5		468
TUR - Türkiye	6	For	27	12	627	3		7			30	12	634	13		549
		Agst	12	7	611	9		13			21	7	624	8		539
<b>TOTALS</b>	<b>22</b>		<b>118</b>	<b>37</b>	<b>4471</b>	<b>22</b>		<b>42</b>	<b>3</b>	<b>12</b>	<b>143</b>	<b>37</b>	<b>4525</b>	<b>43</b>		<b>3953</b>

<b>Legend:</b>	<b>Agst</b> Against	<b>BK</b> Blocks	<b>G</b> Goals	<b>GP</b> Games Played	<b>OG</b> Own Goals
	<b>P</b> Penalties	<b>PM</b> Penalties Made	<b>T</b> Throws		



## Individual Statistics

Statistiques - individuelles

As of THU 5 SEP 2024 at 18:48

### GOALSCORERS

Rk	Name	NPC	GP	G	PG	Total
1	ALTUNOLUK Sevda	TUR	6	19	2	21
2	WANG Chunyan	CHN	6	8	10	18
3	BEN DAVID Lih	ISR	6	13	1	14
4	CAO Zhenhua	CHN	6	13		13
5	GULER Fatma Gul	TUR	6	7	1	8
5	SIM Seonhwa	KOR	5	7	1	8
7	MIZRAHI Or	ISR	6	7		7
7	REINKE Emma	CAN	5	7		7
9	HAGIWARA Norika	JPN	5	5	1	6
9	VITORINO Jessica	BRA	6	5	1	6
11	LIMA Moniza	BRA	6	2	2	4
12	AJAMI Adelia	FRA	5	2	1	3
12	BURK Amy	CAN	5	3		3
12	PARK Eunji	KOR	5	2		3
12	ZHANG Xiling	CHN	6	3		3
16	KOMIYA Masae	JPN	5	2		2
16	MAHAMID-RUZIN Elham	ISR	6	2		2
16	RONDEPIERRE Loise	FRA	5	2		2
16	SALEHIZADEH Maryam	CAN	5	2		2
16	SEO Minji	KOR	5	1	1	2
21	ALTAN Berfin	TUR	6	1		1
21	AMURO Saki	JPN	5		1	1
21	ARAI Minami	JPN	5	1		1
21	BERQUIER Jahmali	FRA	5			1
21	KIM Eunji	KOR	5			1
21	MAHON Meghan	CAN	5	1		1
21	MOURA Geovana	BRA	6	1		1
21	TEMMA Yuki	JPN	5	1		1
21	WANG Chunhua	CHN	6	1		1

### SCORING AVERAGE

Rk	Name	NPC	GP	G	PG	Total	Avg
1	ALTUNOLUK Sevda	TUR	6	19	2	21	3.5
2	WANG Chunyan	CHN	6	8	10	18	3.0
3	BEN DAVID Lih	ISR	6	13	1	14	2.3
4	CAO Zhenhua	CHN	6	13		13	2.2
5	SIM Seonhwa	KOR	5	7	1	8	1.6
6	REINKE Emma	CAN	5	7		7	1.4
7	GULER Fatma Gul	TUR	6	7	1	8	1.3
8	HAGIWARA Norika	JPN	5	5	1	6	1.2
8	MIZRAHI Or	ISR	6	7		7	1.2
10	VITORINO Jessica	BRA	6	5	1	6	1.0
11	LIMA Moniza	BRA	6	2	2	4	0.7
12	AJAMI Adelia	FRA	5	2	1	3	0.6
12	BURK Amy	CAN	5	3		3	0.6
12	PARK Eunji	KOR	5	2		3	0.6
15	ZHANG Xiling	CHN	6	3		3	0.5
16	KOMIYA Masae	JPN	5	2		2	0.4
16	RONDEPIERRE Loise	FRA	5	2		2	0.4
16	SALEHIZADEH Maryam	CAN	5	2		2	0.4
16	SEO Minji	KOR	5	1	1	2	0.4
20	MAHAMID-RUZIN Elham	ISR	6	2		2	0.3
21	ALTAN Berfin	TUR	6	1		1	0.2
21	AMURO Saki	JPN	5		1	1	0.2
21	ARAI Minami	JPN	5	1		1	0.2
21	BERQUIER Jahmali	FRA	5			1	0.2
21	KIM Eunji	KOR	5			1	0.2
21	MAHON Meghan	CAN	5	1		1	0.2
21	MOURA Geovana	BRA	6	1		1	0.2
21	TEMMA Yuki	JPN	5	1		1	0.2
21	WANG Chunhua	CHN	6	1		1	0.2

<b>Legend:</b>						
<b>Avg</b>	Average	<b>G</b>	Goals	<b>GP</b>	Games Played	<b>PG</b> Penalty Goals scored
<b>Rk</b>	Rank					



### Cumulative Statistics

Statistiques cumulées

**BRA - Brazil**

**After 6 Games**

No.	Name	Sub	M. Sub	GP	Min	Throws			Penalty Throws			Extra		Totals			PM	OG	BK	BO
						G	P	T	G	P	T	G	T	G	P	T				
1	MOURA Geovana			6	15	1	1	15						1	1	15	1		23	1
2	BRITO Gabriely	4		6	128			14								14			217	9
5	LIMA Moniza	2		6	123	2	1	233	2		4			4	1	237	1		82	
6	SILVA Katia	1		6	26		2	51							2	51	2		28	
7	LONGHINI Danielle	5		6	59		2	126							2	126	2		77	1
8	VITORINO Jessica	4		6	81	5		179	1		2			6		181			116	1

**TEAM**

TOTALS FOR						8	6	618	3		6			11	6	624	7		543	12
TOTALS AGAINST						18	5	625	5		6			23	5	631	6		562	4

No.	Name	Personal Penalties							
		SB	HB	LB	ES	ID	DG	UC	N
1	MOURA Geovana		1						
2	BRITO Gabriely								
5	LIMA Moniza			1					
6	SILVA Katia			2					
7	LONGHINI Danielle			2					
8	VITORINO Jessica								

Team Penalties				
10	DG	UC	IC	N
				1

**Legend:**

<b>10</b>	Ten Seconds	<b>BK</b>	Blocks	<b>BO</b>	Ball Over	<b>DG</b>	Delay of Game	<b>ES</b>	Eyeshades
<b>G</b>	Goals	<b>GP</b>	Games Played	<b>HB</b>	High Ball	<b>IC</b>	Illegal Coaching	<b>ID</b>	Illegal Defence
<b>LB</b>	Long Ball	<b>Min</b>	Minutes Played	<b>M.Sub</b>	Medical Substitution	<b>N</b>	Noise	<b>No.</b>	Shirt Number
<b>OG</b>	Own Goals	<b>P</b>	Penalties	<b>PM</b>	Penalties Made	<b>SB</b>	Short Ball	<b>Sub</b>	Substitution out
<b>T</b>	Throws	<b>UC</b>	Unsporting Conduct						



### Cumulative Statistics

Statistiques cumulées

**CAN - Canada**

**After 5 Games**

No.	Name	Sub	M. Sub	GP	Min	Throws			Penalty Throws			Extra		Totals			PM	OG	BK	BO
						G	P	T	G	P	T	G	T	G	P	T				
1	SALEHIZADEH Maryam	1		5	36	2		67						2		67			46	
3	BOGART Whitney	1		5	115			5								5			187	8
4	MAHON Meghan	2		5	48	1		77						1		77			35	
5	REINKE Emma			5	100	7		207						7		207			106	1
6	BALDOCK Briann Tracy Kelly			5																
7	BURK Amy	2		5	61	3		122			1			3		123			56	2

**TEAM**

<b>TOTALS FOR</b>						13		478			1			13		479			430	11
<b>TOTALS AGAINST</b>						7	1	483						7	1	483	1		434	4

No.	Name	Personal Penalties							
		SB	HB	LB	ES	ID	DG	UC	N
1	SALEHIZADEH Maryam								
3	BOGART Whitney								
4	MAHON Meghan								
5	REINKE Emma								
6	BALDOCK Briann Tracy Kelly								
7	BURK Amy								

Team Penalties				
10	DG	UC	IC	N

<b>Legend:</b>	<b>10</b> Ten Seconds	<b>BK</b> Blocks	<b>BO</b> Ball Over	<b>DG</b> Delay of Game	<b>ES</b> Eyeshades
<b>G</b> Goals	<b>GP</b> Games Played	<b>HB</b> High Ball	<b>IC</b> Illegal Coaching	<b>ID</b> Illegal Defence	<b>No.</b> Shirt Number
<b>LB</b> Long Ball	<b>Min</b> Minutes Played	<b>M.Sub</b> Medical Substitution	<b>N</b> Noise	<b>SB</b> Short Ball	<b>Sub</b> Substitution out
<b>OG</b> Own Goals	<b>P</b> Penalties	<b>PM</b> Penalties Made			
<b>T</b> Throws	<b>UC</b> Unsporting Conduct				



### Cumulative Statistics

Statistiques cumulées

CHN - China

After 6 Games

No.	Name	Sub	M. Sub	GP	Min	Throws			Penalty Throws			Extra		Totals			PM	OG	BK	BO
						G	P	T	G	P	T	G	T	G	P	T				
1	ZHANG Xiling	2		6	10	3	1	19						3	1	19	1		17	
2	CAO Zhenhua	3		6	134	13	1	269						13	1	269	1		165	2
5	XU Miao	1		6	143			60								60			184	7
6	WANG Chunyan	2		6	140	8	4	274	10		11			18	4	285	4		192	1
7	KE Peiyong			6	1			2								2			2	
9	WANG Chunhua			6	4	1		5						1		5			1	

TEAM

TOTALS FOR						25	6	629	10		11			35	6	640	6		561	10
TOTALS AGAINST						9	11	634	2		6			11	11	640	11		541	11

No.	Name	Personal Penalties							
		SB	HB	LB	ES	ID	DG	UC	N
1	ZHANG Xiling			1					
2	CAO Zhenhua			1					
5	XU Miao								
6	WANG Chunyan			4					
7	KE Peiyong								
9	WANG Chunhua								

Team Penalties				
10	DG	UC	IC	N

Legend:

10	Ten Seconds	BK	Blocks	BO	Ball Over	DG	Delay of Game	ES	Eyeshades
G	Goals	GP	Games Played	HB	High Ball	IC	Illegal Coaching	ID	Illegal Defence
LB	Long Ball	Min	Minutes Played	M.Sub	Medical Substitution	N	Noise	No.	Shirt Number
OG	Own Goals	P	Penalties	PM	Penalties Made	SB	Short Ball	Sub	Substitution out
T	Throws	UC	Unsporting Conduct						





## Cumulative Statistics

Statistiques cumulées

**FRA - France**

**After 5 Games**

No.	Name	Sub	M. Sub	GP	Min	Throws			Penalty Throws			Extra		Totals			PM	OG	BK	BO	
						G	P	T	G	P	T	G	T	G	P	T					
3	ALHAN Melda			5	84		1	10					1		1	11	1		122	13	
4	GONZALEZ Coralie	3		5	45			14					1			15			68	1	
5	AJAMI Adelia	1		5	114	2	1	211	1		8			1	3	1	220	1		100	1
7	MATOS Gwendoline			5	72			124					1			125			56	3	
8	RONDEPIERRE Loise			5	56	2		109					1	2		110			66		
9	BERQUIER Jahmali	2		5	7			12				1	1	1		13			6		

### TEAM

TOTALS FOR						4	2	480	1		8	1	6	6	2	494	2		418	18
TOTALS AGAINST						35	5	498	1		2	2	6	38	5	506	8		438	7

No.	Name	Personal Penalties							
		SB	HB	LB	ES	ID	DG	UC	N
3	ALHAN Melda			1					
4	GONZALEZ Coralie								
5	AJAMI Adelia		1						
7	MATOS Gwendoline								
8	RONDEPIERRE Loise								
9	BERQUIER Jahmali								

Team Penalties				
10	DG	UC	IC	N

### Legend:

<b>10</b>	Ten Seconds	<b>BK</b>	Blocks	<b>BO</b>	Ball Over	<b>DG</b>	Delay of Game	<b>ES</b>	Eyeshades
<b>G</b>	Goals	<b>GP</b>	Games Played	<b>HB</b>	High Ball	<b>IC</b>	Illegal Coaching	<b>ID</b>	Illegal Defence
<b>LB</b>	Long Ball	<b>Min</b>	Minutes Played	<b>M.Sub</b>	Medical Substitution	<b>N</b>	Noise	<b>No.</b>	Shirt Number
<b>OG</b>	Own Goals	<b>P</b>	Penalties	<b>PM</b>	Penalties Made	<b>SB</b>	Short Ball	<b>Sub</b>	Substitution out
<b>T</b>	Throws	<b>UC</b>	Unsporting Conduct						

Substitutions updated



### Cumulative Statistics

Statistiques cumulées

ISR - Israel

After 6 Games

No.	Name	Sub	M. Sub	GP	Min	Throws			Penalty Throws			Extra		Totals			PM	OG	BK	BO
						G	P	T	G	P	T	G	T	G	P	T				
1	MAHAMID-RUZIN Elham	4		6	47	2	1	92						2	1	92	1		63	
2	MALKA Noa			6	3			7								7			6	
3	HAMRANI Gal	1		6	52			9								9			78	5
4	MIZRAHI Or	6		6	103	7	1	201						7	1	201	1		140	
5	OHAYON Roni	3		6	92			15								15			156	1
6	BEN DAVID Lihi	5		6	135	13	5	312	1		2			14	5	314	5		120	

TEAM

TOTALS FOR						22	7	636	1		2			23	7	638	8		563	6
TOTALS AGAINST						21	1	624	4		8			25	1	632	2		542	9

No.	Name	Personal Penalties							
		SB	HB	LB	ES	ID	DG	UC	N
1	MAHAMID-RUZIN Elham			1					
2	MALKA Noa								
3	HAMRANI Gal								
4	MIZRAHI Or		1						
5	OHAYON Roni								
6	BEN DAVID Lihi		1	4					

Team Penalties				
10	DG	UC	IC	N
1				

Legend:

<b>10</b>	Ten Seconds	<b>BK</b>	Blocks	<b>BO</b>	Ball Over	<b>DG</b>	Delay of Game	<b>ES</b>	Eyeshades
<b>G</b>	Goals	<b>GP</b>	Games Played	<b>HB</b>	High Ball	<b>IC</b>	Illegal Coaching	<b>ID</b>	Illegal Defence
<b>LB</b>	Long Ball	<b>Min</b>	Minutes Played	<b>M.Sub</b>	Medical Substitution	<b>N</b>	Noise	<b>No.</b>	Shirt Number
<b>OG</b>	Own Goals	<b>P</b>	Penalties	<b>PM</b>	Penalties Made	<b>SB</b>	Short Ball	<b>Sub</b>	Substitution out
<b>T</b>	Throws	<b>UC</b>	Unsporting Conduct						



### Cumulative Statistics

Statistiques cumulées

JPN - Japan  
After 5 Games

No.	Name	Sub	M. Sub	GP	Min	Throws			Penalty Throws			Extra		Totals			PM	OG	BK	BO
						G	P	T	G	P	T	G	T	G	P	T				
1	TEMMA Yuki	5		5	61	1	1	107						1	1	107	1		68	2
2	ARAI Minami	2		5	74	1		116						1		116			75	
4	AMURO Saki			5	71			56	1		1			1		57			108	
6	HAGIWARA Norika	1		5	81	5	1	186	1		1			6	1	187	1		103	3
7	TAKAHASHI Rieko	3		5	55			1								1			66	
9	KOMIYA Masae			5	18	2		28						2		28			19	

TEAM

<b>TOTALS FOR</b>						9	2	494	2		2			11	2	496	2		440	5
<b>TOTALS AGAINST</b>						5	2	479			2			5	2	481	2		429	10

No.	Name	Personal Penalties							
		SB	HB	LB	ES	ID	DG	UC	N
1	TEMMA Yuki		1						
2	ARAI Minami								
4	AMURO Saki								
6	HAGIWARA Norika			1					
7	TAKAHASHI Rieko								
9	KOMIYA Masae								

Team Penalties				
10	DG	UC	IC	N

Legend:

<b>10</b>	Ten Seconds	<b>BK</b>	Blocks	<b>BO</b>	Ball Over	<b>DG</b>	Delay of Game	<b>ES</b>	Eyeshades
<b>G</b>	Goals	<b>GP</b>	Games Played	<b>HB</b>	High Ball	<b>IC</b>	Illegal Coaching	<b>ID</b>	Illegal Defence
<b>LB</b>	Long Ball	<b>Min</b>	Minutes Played	<b>M.Sub</b>	Medical Substitution	<b>N</b>	Noise	<b>No.</b>	Shirt Number
<b>OG</b>	Own Goals	<b>P</b>	Penalties	<b>PM</b>	Penalties Made	<b>SB</b>	Short Ball	<b>Sub</b>	Substitution out
<b>T</b>	Throws	<b>UC</b>	Unsporting Conduct						



### Cumulative Statistics

Statistiques cumulées

KOR - Korea

After 5 Games

No.	Name	Sub	M. Sub	GP	Min	Throws			Penalty Throws			Extra		Totals			PM	OG	BK	BO
						G	P	T	G	P	T	G	T	G	P	T				
1	KIM Heejin	1		5	124			18					1					176	12	
3	KIM Eunji			5	3			6				1	1	1				5		
4	PARK Eunji	1		5	15	2		34				1	1	3				23		
6	SIM Seonhwa	1		5	123	7		198	1		3		1	8				84		
7	SEO Minji	3		5	111	1	2	253	1		2		1	2	2			156	1	
8	CHOI Eumjee			5	2								1					5		

TEAM

TOTALS FOR						10	2	509	2	5	2	6	14	2	520	5	449	13
TOTALS AGAINST						11	5	517	1	5	1	6	13	5	528	5	468	19

No.	Name	Personal Penalties							
		SB	HB	LB	ES	ID	DG	UC	N
1	KIM Heejin								
3	KIM Eunji								
4	PARK Eunji								
6	SIM Seonhwa								
7	SEO Minji		2						1
8	CHOI Eumjee								

Team Penalties				
10	DG	UC	IC	N
				1

Legend:

10	Ten Seconds	BK	Blocks	BO	Ball Over	DG	Delay of Game	ES	Eyeshades
G	Goals	GP	Games Played	HB	High Ball	IC	Illegal Coaching	ID	Illegal Defence
LB	Long Ball	Min	Minutes Played	M.Sub	Medical Substitution	N	Noise	No.	Shirt Number
OG	Own Goals	P	Penalties	PM	Penalties Made	SB	Short Ball	Sub	Substitution out
T	Throws	UC	Unsporting Conduct						



### Cumulative Statistics

Statistiques cumulées

TUR - Türkiye

After 6 Games

No.	Name	Sub	M. Sub	GP	Min	Throws			Penalty Throws			Extra		Totals			PM	OG	BK	BO
						G	P	T	G	P	T	G	T	G	P	T				
1	GULER Fatma Gul	2		6	141	7	4	274	1		1			8	4	275	4		136	
2	YILMAZ Reyhan	1		6	131		1	21						1	1	21	2		274	2
3	ALTUNOLUK Sevda	2		6	140	19	6	316	2		6			21	6	322	6		107	
4	KAPLAN Seydanur			6	13														24	1
7	ALTUNOLUK Sevtap			6	3		1	5							1	5	1			
8	ALTAN Berfin			6	4	1		11						1		11			8	

TEAM

TOTALS FOR						27	12	627	3		7			30	12	634	13		549	3
TOTALS AGAINST						12	7	611	9		13			21	7	624	8		539	14

No.	Name	Personal Penalties							
		SB	HB	LB	ES	ID	DG	UC	N
1	GULER Fatma Gul		2	2					
2	YILMAZ Reyhan		1					1	
3	ALTUNOLUK Sevda		4	2					
4	KAPLAN Seydanur								
7	ALTUNOLUK Sevtap			1					
8	ALTAN Berfin								

Team Penalties				
10	DG	UC	IC	N

Legend:

<b>10</b>	Ten Seconds	<b>BK</b>	Blocks	<b>BO</b>	Ball Over	<b>DG</b>	Delay of Game	<b>ES</b>	Eyeshades
<b>G</b>	Goals	<b>GP</b>	Games Played	<b>HB</b>	High Ball	<b>IC</b>	Illegal Coaching	<b>ID</b>	Illegal Defence
<b>LB</b>	Long Ball	<b>Min</b>	Minutes Played	<b>M.Sub</b>	Medical Substitution	<b>N</b>	Noise	<b>No.</b>	Shirt Number
<b>OG</b>	Own Goals	<b>P</b>	Penalties	<b>PM</b>	Penalties Made	<b>SB</b>	Short Ball	<b>Sub</b>	Substitution out
<b>T</b>	Throws	<b>UC</b>	Unsporting Conduct						



## Competition Officials

Officiels de Compétition

As of FRI 23 AUG 2024

Function	Name	Organisation
<b>IF Delegate</b>	ZANOLIN Aurora	ITA – Italy
<b>Commissioner</b>	KIMYON Bulent	TUR – Türkiye
<b>Assistant IF Delegate</b>	BARYAEV Alexey	IBGB
<b>International Technical Officials</b>	TWENEBOAH KODUAH David	GHA – Ghana
	GUZMAN Eliana	COL – Colombia
	MILIORANSA Fabiana	BRA – Brasil
	WETWET Hamdy	EGY – Egypt
	MUR Mirjam	NED – Netherlands
	OLIVEIRA Tiago	POR – Portugal
<b>Referees</b>	CHRISTODOULOS Antonios	GRE – Greece
	MAHMOOD Azhi	IRQ – Iraq
	DAGENAIS Claude	CAN – Canada
	AGUADO Raquel	SPA – Spain
	DAWSON Janice	CAN – Canada
	VUOKILA Juha	FIN – Finland
	ONO Kazuto	JPN – Japan
	WELBORN Linda	USA – United States
	OBEIDAT Manar	JOR – Jordanie
	LARSSON Patrik	SWE – Sweden
	VAITIEKUS Romualdas	LTU – Lithuania
	KUPER Sarah	GER – Germany
<b>National Technical Officials</b>	RICQUE Anaelle	FRA – France
	GUERIN Camille	FRA – France
	TRIBOUT Camille	FRA – France
	MARCHETTI Elsa	FRA – France
	EL GHOUSLI Latifa	FRA – France
	CHAOUACHI Medhi	FRA – France
	PERRA Roberto	ITA – Italy
	CATTAN Sandrine	FRA – France



## Sport Terminology

Terminologie du sport

As of FRI 23 AUG 2024

Term	Definition
<b>Acknowledgement</b>	When the referee verbally announces the requesting team by name.
<b>Act of throwing</b>	The period of time from when the thrower begins their backswing to the point where the ball makes first contact with an opposing team player.
<b>Ball over</b>	A situation where a ball departs a team's area in the direction of the opponent and the majority of the ball crosses the centre line or over the sideline in the neutral area. The ball may be in the air or on the ground.
<b>Blocked</b>	When a penalty throw is defended by a player.
<b>Blocked out</b>	When the ball is blocked out of the court by a defending player.
<b>Centre</b>	The referee will call "quiet please" before calling "centre" and give the ball to the team who is to throw first. The referee will give the ball to the player who is closest to the centre position. The referee will then blow their whistle three times and call "play".
<b>Coaching</b>	Any communication from the team bench area to the players on the court. Permitted until the referee calls "quiet please".
<b>Control</b>	When a player has physical control of the ball or the ball is in the process of being passed from one player to another.
<b>Dead ball</b>	When the ball stops in the team area without being touched by a defending player.
<b>Defence</b>	The act of preventing the ball from scoring.
<b>Delay of game</b>	When a player or team member is causing the game to be unnecessarily delayed.
<b>Equipment check</b>	During the official's time-out, the referee calls "equipment check" when an adjustment of equipment is required before the play can continue. Equipment check includes eyeshades, shoelaces, wet floor, and line repair.
<b>Extra throws</b>	A player versus player situation to break a tie.
<b>Eyeshades</b>	Eye covering which fully covers the eyes to prevent a player from using vision during play.
<b>Eye patches</b>	Adhesive bandage or material under the eyeshade which further assists in covering up the eyes to prevent seeing during the game.
<b>Game</b>	When the game is over, the referee will whistle once and call "game".
<b>Goal</b>	When a goal is scored, the referee will whistle twice and call "goal".
<b>Goal judge</b>	One of the international technical officials (ITOs). Duties are described in the IBSA ITO manual.
<b>Half</b>	A period of 12 minutes in regulation time or three minutes in overtime
<b>Half time</b>	A three-minute break between halves.
<b>Hand signals</b>	Non-verbal signals used by coaches to request substitutions, time-outs and declined penalties.



## Sport Terminology

Terminologie du sport

As of FRI 23 AUG 2024

Term	Definition
<b>High ball</b>	A penalty situation where the ball does not first touch the floor in the team area after being thrown. The high ball line is considered part of the team area.
<b>Illegal coaching</b>	When a coach or team members in the team bench area speak to players when it is not permitted by the rules.
<b>Illegal defence</b>	When a defending player makes first contact with the ball in front of his team area.
<b>Infraction</b>	Any violation of the rules which results in a loss of possession instead of a penalty.
<b>Long ball</b>	A penalty situation where the ball does not touch the floor at least once in the neutral area after being thrown
<b>Maximum goal difference</b>	Any time one team has scored 10 goals more than the team it is playing.
<b>No goal</b>	When the referee determines that a goal was not scored.
<b>No throw</b>	When the referee determines that a throw does not count.
<b>Noise</b>	When the referee determines that noise interfered with play.
<b>Official break in play</b>	Any time the referee stops the game with their whistle.
<b>Official's mistake</b>	When one of the officials makes a mistake.
<b>Out</b>	A situation where a ball on the ground crossing a sideline no longer touches the line (it is more than half-way over). Also when the majority of a ball in the air crosses a sideline.
<b>Overtime</b>	Two halves of three-minutes play to determine a winner if scores are tied at the end of regulation time.
<b>Penalty</b>	A violation of the rules that results in a penalty throw.
<b>Penalty declined</b>	When a team declines to throw a penalty throw.
<b>Play</b>	To start the game, the referee blows their whistle three times and calls "play". The main clock and the 10-second clock will start on the call "play". After the call of "play", players are allowed to throw.
<b>Possession</b>	A team has possession of the ball as soon as the team becomes the throwing team.
<b>Premature throw</b>	When a player throws the ball before the referee calls "play".
<b>Quiet please</b>	When a referee asks everyone to be quiet before starting play.
<b>Reorientation</b>	When a goal judge or referee repositions a player on the court.
<b>Scorer</b>	One of the ITOs. Duties are described in the IBSA ITO manual.
<b>Short ball</b>	When the ball does not reach the team area of the defensive team.





## Sport Terminology

Terminologie du sport

As of FRI 23 AUG 2024

Term	Definition
<b>Substitution</b>	<p>An act of removing a player from the court and replacing that player with a substitute. There are two types of substitutions:</p> <p>Team substitution: each team will be allowed four substitutions during a game.</p> <p>Medical substitution: at the conclusion of medical time-out, if the referee determines the player cannot continue, the player must be substituted. A medical substitution will not count as one of the team substitutions.</p>
<b>Substitution boards</b>	A visual aid to be used by the coach for the substitution of a player.
<b>Sudden death extra throws</b>	The final method to decide the winner when teams are still tied after extra throws.
<b>Team penalty</b>	A penalty on a team. Team penalties could be the result of: a 10-second penalty, team delay of game, team unsportsmanlike conduct, illegal coaching and/or noise.
<b>Ten seconds</b>	When more than 10 seconds pass from the team's first defensive contact with the ball until the ball crosses the centre line or sideline.
<b>Ten-second timer</b>	One of the ITOs. Duties are described in the IBSA ITO manual.
<b>Throw</b>	Any action, not considered a pass, by a player to release the ball on or out of the court once they have established control of the ball when the game clock is running.
<b>Time-out</b>	<p>A referee says "time-out" and the name of the team. There are three types of time-outs:</p> <p>Team time-out: each team will be allowed four time-outs of 45 seconds during the game.</p> <p>Official's time-out: a referee may call an official's time-out at any time for equipment check, clarification, or noise.</p> <p>Medical time-out: a maximum of 45 seconds. In the event of an injury or illness "medical time-out" may be called by a referee.</p>
<b>Timer</b>	One of the ITOs. Duties are described in the IBSA ITO manual
<b>Unsportsmanlike conduct</b>	Any action by a player, team or member of their delegation that is contrary to the spirit of the game.

OUVRONS GRAND  
RAND LES JEUX OUV  
EN GAMES WIDE OF  
WIDE OPEN GAME  
OUVRONS GRAND  
RAND LES JEUX OUV  
EN GAM WIDE OF  
S WIDE O GAME  
OUVRONS GRAND  
RAND LES JEUX OUV  
EN GAMES WIDE OF  
S WIDE OPEN GAME  
OUVRONS GRAND  
RAND LES JEUX OUV

