

PARA CYCLING ROAD  
PARA CYCLISME SUR ROUTE

RESULTS  
BOOK

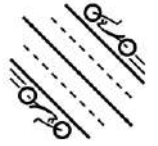
LIVRE DES  
RÉSULTATS

VERSION 1.0  
07 SEP 2024 – 17:30



# VERSION HISTORY

VERSION	DATE	CREATED BY	COMMENTS
1.0	07 SEP 2024	ÍÑIGO PÉREZ	FIRST VERSION



## Competition Format and Rules

Format et règlement des compétitions

As of FRI 23 AUG 2024

### PARALYMPIC COMPETITION FORMAT

The cycling road competition at the Paris 2024 Paralympic Games will have three medal events: road race, time trial and team relay. The road events are categorised into four different divisions: H1-5, C1-5, B and T1-2, depending on the type and degree of the athletes' impairments.

The H division is for athletes with amputated or paralysed lower limbs or motor function impairments. H division athletes generally use one of two types of three-wheeled hand cycles: either a recumbent position (H1-H4) or a kneeling position (H5). Riders with impairment in the trunk, such as paralysis, compete in the T1 and T2 sport classes using tricycles. Similar to track events, the C division uses two-wheeled bikes while the B division is for visually impaired athletes who ride on the back of tandem cycles.

### Events

#### Road race

The 14 road races will be conducted as mass-start events on a looped course with the number of laps determined by the final race distance of the respective sport class or combined sport classes. The first rider crossing the finish line at the end of the total distance is the winner.

#### Time trial

The 19 time-trial events involve individuals starting alone at 60-second intervals. The event will be conducted on a looped course with the number of laps determined by the final race distance of the respective sport class. The rider with the fastest time (or fastest factored time) after all riders have competed is the winner.

#### Team relay

The team relay event will be conducted as a mass-start event on a looped course. Each mixed team from sport classes H1-5 will comprise three riders, who will take turns to complete a team total of nine laps (three laps each). Only one rider per team is permitted on the course at any given time. The first riders for each team will start together, as in a regular road race.

Each rider of a team will complete one lap of the course then hand over to the next person in their team. The riders will compete their second and third laps in the same order as the first lap. There is no baton or physical contact required in the change-over zone: once a rider crosses the line his/her teammate can start his/her lap.

When a rider from a team is lapped by the leader of the race, the team will be pulled out of the race and their result will be displayed as "lapped" (LAP).

### Competition rules

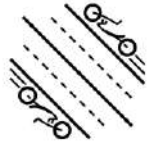
The para-cycling road competition will be held in accordance with the editions of the following documents in force at the time of the Games:

- The UCI Regulations (available at [www.uci.org/inside-uci/constitutions-regulations/regulations](http://www.uci.org/inside-uci/constitutions-regulations/regulations))
- The IPC Handbook (available at [www.paralympic.org/the-ipc/handbook](http://www.paralympic.org/the-ipc/handbook))

The UCI, working with Paris 2024 competition management, will be responsible for the technical control and direction of the cycling road competition at the Paris 2024 Paralympic Games.

### CHANGES SINCE THE TOKYO 2020 PARALYMPIC GAMES

None.



## Competition Format and Rules

Format et règlement des compétitions

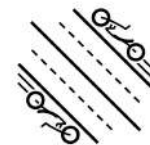
As of FRI 23 AUG 2024

### DIFFERENCES FROM THE OLYMPIC GAMES

- At the Paralympic Games, more than one event can be on the course at any one time (for road race and time trial) where subsequent events start at a fixed time after the previous event.
- There is no team relay event at the Olympic Games.
- In races that have multiple eligibility classes, a rider's time is multiplied by a factor according to their impairment to determine the "factored time" and the winner.

For further information, please consult: [www.uci.org](http://www.uci.org)

**Note:**  
For further information please consult: [www.uci.org](http://www.uci.org)

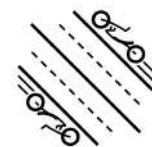


## Medallists by Event

Médaillé(e)s par épreuve

As of SAT 7 SEP 2024

Event	Date	Medal	Name	NPC Code
Mixed Team Relay H1-5	7 SEP 2024	GOLD	France	FRA
		SILVER	Italy	ITA
		BRONZE	United States of America	USA
Women's Road Race T1-2	7 SEP 2024	GOLD	LUND Emma	DEN
		SILVER	van TILL Celine	SUI
		BRONZE	van SOEST Marieke	NED
Men's Road Race T1-2	7 SEP 2024	GOLD	CHEN Jianxin	CHN
		SILVER	CONNORS Dennis	USA
		BRONZE	BETANCOURT QUIROGA Juan Jose	COL
Men's Road Race C1-3	7 SEP 2024	GOLD	GRAHAM Finlay	GBR
		SILVER	PEYROTON-DARTET Thomas	FRA
		BRONZE	LEAUTE Alexandre	FRA
Women's Road Race C1-3	7 SEP 2024	GOLD	SUGIURA Keiko	JPN
		SILVER	RIGLING Flurina	SUI
		BRONZE	BROWN Clara	USA
Women's Road Race B	6 SEP 2024	GOLD	<b>UNWIN Sophie</b>	GBR
			HOLL Jenny	
		SILVER	<b>DUNLEVY Katie-George</b>	IRL
			KELLY Linda	
		BRONZE	<b>FACHIE Lora</b>	GBR
	HALL Corrine			
Men's Road Race B	6 SEP 2024	GOLD	<b>BANGMA Tristan</b>	NED
			BOS Patrick	
		SILVER	<b>ter SCHURE Vincent</b>	NED
			FRANSEN Timo	
		BRONZE	<b>LLOVERAS Alexandre</b>	FRA
	PAILLLOT Yoann			
Men's Road Race C4-5	6 SEP 2024	GOLD	DEMENTYEV Yehor	UKR
		SILVER	le CUNFF Kevin	FRA
		BRONZE	van de POL Martin	NED
Women's Road Race C4-5	6 SEP 2024	GOLD	STOREY Sarah	GBR
		SILVER	GAUGAIN Heidi	FRA
		BRONZE	OSSA VELOZA Paula Andrea	COL
Men's Road Race H3	5 SEP 2024	GOLD	BOSREDON Mathieu	FRA
		SILVER	QUAILE Johan	FRA
		BRONZE	TESTA Mirko	ITA
Men's Road Race H4	5 SEP 2024	GOLD	PLAT Jetze	NED
		SILVER	FRUEHWIRTH Thomas	AUT
		BRONZE	WILK Rafal	POL
Women's Road Race H5	5 SEP 2024	GOLD	MASTERS Oksana	USA
		SILVER	SUN Bianbian	CHN
		BRONZE	VITELARU Ana Maria	ITA
Men's Road Race H5	5 SEP 2024	GOLD	VALIZE Mitch	NED
		SILVER	VERGNAUD Loic	FRA
		BRONZE	BAL Pavlo	UKR
Men's Road Race H1-2	5 SEP 2024	GOLD	JOUANNY Florian	FRA
		SILVER	GARROTE MUNOZ Sergio	ESP
		BRONZE	MAZZONE Luca	ITA
Women's Road Race H1-4	5 SEP 2024	GOLD	PARKER Lauren	AUS

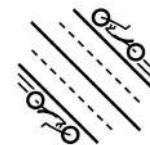


## Medallists by Event

Médaille(e)s par épreuve

As of SAT 7 SEP 2024

Event	Date	Medal	Name	NPC Code
		SILVER	JANSEN Jennette	NED
		BRONZE	ZEYEN-GILES Annika	GER
Men's Time Trial H3	4 SEP 2024	GOLD	BOSREDON Mathieu	FRA
		SILVER	QUAILE Johan	FRA
		BRONZE	PINI Martino	ITA
Men's Time Trial H4	4 SEP 2024	GOLD	PLAT Jetze	NED
		SILVER	FRUEHWIRTH Thomas	AUT
		BRONZE	Van de STEENE Jonas	BEL
Men's Time Trial H5	4 SEP 2024	GOLD	VALIZE Mitch	NED
		SILVER	VERGNAUD Loic	FRA
		BRONZE	COSTA Luis	POR
Women's Time Trial B	4 SEP 2024	GOLD	<b>DUNLEVY Katie-George</b>	IRL
			KELLY Linda	
		SILVER	<b>UNWIN Sophie</b>	GBR
			HOLL Jenny	
		BRONZE	<b>FACHIE Lora</b>	GBR
			HALL Corrine	
Men's Time Trial C3	4 SEP 2024	GOLD	PEYROTON-DARTET Thomas	FRA
		SILVER	SANTAS ASENSIO Eduardo	ESP
		BRONZE	SCHINDLER Matthias	GER
Men's Time Trial C4	4 SEP 2024	GOLD	le CUNFF Kevin	FRA
		SILVER	le ROUSSEAU Gatien	FRA
		BRONZE	RAMOS SANCHEZ Damian	ESP
Men's Time Trial C5	4 SEP 2024	GOLD	ABRAHAM GEBRU Daniel	NED
		SILVER	DONOHOE Alistair	AUS
		BRONZE	FOULON Dorian	FRA
Men's Time Trial B	4 SEP 2024	GOLD	<b>BANGMA Tristan</b>	NED
			BOS Patrick	
		SILVER	<b>de CARVALHO Elie</b>	FRA
			GUICHARD Mickael	
		BRONZE	<b>ter SCHURE Vincent</b>	NED
			FRANSEN Timo	
Women's Time Trial T1-2	4 SEP 2024	GOLD	van SOEST Marieke	NED
		SILVER	van TILL Celine	SUI
		BRONZE	LUND Emma	DEN
Men's Time Trial T1-2	4 SEP 2024	GOLD	CHEN Jianxin	CHN
		SILVER	CLEMENT Nathan	CAN
		BRONZE	CELEN Tim	BEL
Women's Time Trial H1-3	4 SEP 2024	GOLD	BRIM Katerina	USA
		SILVER	PARKER Lauren	AUS
		BRONZE	ZEYEN-GILES Annika	GER
Men's Time Trial H1	4 SEP 2024	GOLD	CORNEGLIANI Fabrizio	ITA
		SILVER	HORDIES Maxime	BEL
		BRONZE	du PREEZ Nicolas Pieter	RSA
Men's Time Trial H2	4 SEP 2024	GOLD	GARROTE MUNOZ Sergio	ESP
		SILVER	MAZZONE Luca	ITA
		BRONZE	JOUANNY Florian	FRA
Women's Time Trial H4-5	4 SEP 2024	GOLD	MASTERS Oksana	USA
		SILVER	HAENEN Chantal	NED

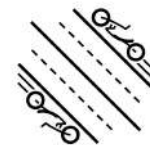


## Medallists by Event

Médaillé(e)s par épreuve

As of SAT 7 SEP 2024

Event	Date	Medal	Name	NPC Code
		BRONZE	SUN Bianbian	CHN
Women's Time Trial C1-3	4 SEP 2024	GOLD	HAUSBERGER Maike	GER
		SILVER	BROWN Frances	GBR
		BRONZE	BECK Anna	SWE
Men's Time Trial C1	4 SEP 2024	GOLD	TEN ARGILES Ricardo	ESP
		SILVER	TEUBER Michael	GER
		BRONZE	MACIEJEWSKI Zbigniew	POL
Men's Time Trial C2	4 SEP 2024	GOLD	LEAUTE Alexandre	FRA
		SILVER	VROMANT Ewoud	BEL
		BRONZE	HICKS Darren	AUS
Women's Time Trial C4	4 SEP 2024	GOLD	BOSCO Samantha	USA
		SILVER	LEMON Meg	AUS
		BRONZE	MATILE-DOERIG Franziska	SUI
Women's Time Trial C5	4 SEP 2024	GOLD	STOREY Sarah	GBR
		SILVER	GAUGAIN Heidi	FRA
		BRONZE	FORSTER Alana	AUS



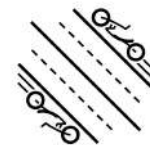
## Number of Entries by NPC

Nombre d'inscriptions par CNP

As of TUE 3 SEP 2024

NPC	Men			Women			Mixed	Total Riders
	Individual Time Trial	Road Race	Riders	Individual Time Trial	Road Race	Riders	Team Relay	
ARG - Argentina	3	3	3		3	3		6
AUS - Australia	2	4	4	5	5	5		9
AUT - Austria	4	4	4	2	2	2		6
BEL - Belgium	6	6	6				1	6
BRA - Brazil	3	3	3	3	3	3	1	6
CAN - Canada	3	3	3	3	1	3		6
CHI - Chile	1	1	1					1
CHN - China	4	3	4	4	4	4		8
COL - Colombia	2	3	3	2	2	2		5
CZE - Czechia	2	2	2	2	2	2		4
DEN - Denmark	1	1	1	1	1	1		2
DOM - Dominican Republic	1	1	1					1
ESP - Spain	5	5	5					5
FRA - France	14	14	14	5	5	5	1	19
GBR - Great Britain	8	8	8	9	9	9		17
GER - Germany	4	4	4	4	4	4		8
GRE - Greece	1	1	1					1
HUN - Hungary	1	1	1					1
INA - Indonesia	1	1	1					1
IND - India	1	1	1	1	1	1		2
IRL - Ireland	3	3	3	5	5	5		8
ISR - Israel	1	1	1					1
ITA - Italy	10	10	10	6	6	6	1	16
JPN - Japan	2	2	2	1	1	1		3
KEN - Kenya	2	2	2					2
KOR - Korea	1	1	1	1	1	1		2
LAT - Latvia	1	1	1					1
MAR - Morocco	1	1	1					1
MAS - Malaysia	2	2	2	2	2	4		6
MEX - Mexico				1	1	1		1
NED - Netherlands	10	10	10	3	3	3		13
NOR - Norway				1	1	1		1
NZL - New Zealand	2	2	2	2	1	2		4
PAN - Panama	1	1	1					1
PER - Peru	1	1	1					1
POL - Poland	4	4	4	2	2	2		6
POR - Portugal	2	2	2					2
ROU - Romania	2	2	2					2
RSA - South Africa	1	1	1					1
SUI - Switzerland	3	3	3	4	4	4	1	7
SVK - Slovakia	2	2	2					2
SWE - Sweden	1	1	1	3	3	3		4
THA - Thailand	2	2	2	4	3	4	1	6
UAE - UA Emirates		1	1					1
UKR - Ukraine	2	2	2					2
USA - United States	6	6	6	6	6	6	1	12
UZB - Uzbekistan	2	2	2					2
VEN - Venezuela	1	1	1					1





### Number of Entries by NPC

Nombre d'inscriptions par CNP

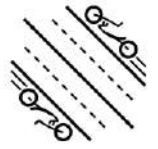
As of TUE 3 SEP 2024

NPC	Men			Women			Mixed	Total Riders
	Individual Time Trial	Road Race	Riders	Individual Time Trial	Road Race	Riders	Team Relay	
<b>Total:</b>	132	135	136	82	81	87	7	223
<b>Number of NPCs:</b>	45	46	46	26	27	27	7	48

**Note:**

All corrections and updates are available online.

Riders in the Mixed Team Relay are already accounted for in the individual events for Total Riders.



## Competition Officials

Officiels de compétition

As of THU 22 AUG 2024

**REVISED**  
26 AUG 11:00

Function	Name	Organisation
<b>IF Delegates:</b>	FRASER Todd DIEDEREN Thierry	UCI - Union Cycliste Internationale UCI - Union Cycliste Internationale
<b>President of Commissaires' Panel:</b>	WATSON Paul	IRL - Ireland
<b>Race Secretary</b>	BEDARD Josée	CAN - Canada
<b>Panel of International Commissaires:</b>	ABBOTT Dorothy JONES Louise KOSZYCZARZ Alain LADEWIG Iverson PRENDERGAST Zachary ZHAO Jinshan	USA - United States of America AUS - Australia FRA - France BRA - Brazil NZL - New Zealand CHN - People's Republic of China
<b>National Commissaires:</b>	QUILLIVIC Damien VANDAL Alain BESSETTES Philippe GASTOU Catherine FONTENEAU Cédric GAUVIN Éric LAVIGNAC Stéphane NOUHAUD Alexandre	FRA - France FRA - France FRA - France FRA - France FRA - France FRA - France FRA - France FRA - France
<b>Official Doctor</b>	FALLON Thomas	UCI - Union Cycliste Internationale



Clichy-sous-bois

Clichy-sous-bois

WED 4 SEP 2024

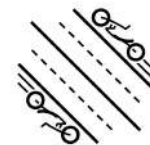
Start Time 9:51

Para Cycling Road

Para cyclisme sur route

Men's H1 Individual Time Trial

contre-la-montre individuel H1 - hommes

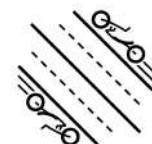


## Start List

Liste de départ

Start Time	Race Number	Name	NPC Code	Date of Birth	Time
09:51:00	89	HORDIES Maxime	BEL	13 MAR 1996	_____
09:52:00	90	JAHODA Patrik	CZE	26 JUN 1993	_____
09:53:00	94	FRUEH Benjamin	SUI	13 FEB 1992	_____
09:54:00	92	CORNEGLIANI Fabrizio	ITA	12 MAR 1969	_____
09:55:00	93	du PREEZ Nicolas Pieter	RSA	14 JAN 1980	_____

Entries / NPCs	Race Configuration	Total Race Distance
5 / 5	1 lap of 14.1 Km	14.1km



## Results

### Résultats

Rank	Race Number	Name	NPC Code	Intermediate Points at 5.8km	Final Time	Time Behind	Average Speed
1	92	CORNEGLIANI Fabrizio	ITA	11:04.03 (2)	<b>34:50.45 (1)</b> 23:46.42 (1)	+0.00	24.282
2	89	HORDIES Maxime	BEL	11:00.16 (1)	<b>35:11.13 (2)</b> 24:10.97 (2)	+20.68	24.044
3	93	du PREEZ Nicolas Pieter	RSA	11:32.31 (3)	<b>36:07.05 (3)</b> 24:34.74 (3)	+1:16.60	23.424
4	90	JAHODA Patrik	CZE	11:48.19 (4)	<b>37:50.51 (4)</b> 26:02.32 (4)	+3:00.06	22.356
5	94	FRUEH Benjamin	SUI	12:06.37 (5)	<b>38:24.73 (5)</b> 26:18.36 (5)	+3:34.28	22.024

Average Speed	Race Configuration	Total Race Distance
24.282km/h	1 lap of 14.1 Km	14.1km

Participants						Weather	Temperature (°C)
Entries / NPCs	Ranked	DNF	DSQ	DQB	DNS		
5 / 5	5	0	0	0	0	Overcast	17

**Legend:**

**DNF** Did Not Finish

**DNS** Did Not Start

**DQB** Disqualified for unsportsmanlike behaviour

**DSQ** Disqualified



Clichy-sous-bois

Clichy-sous-bois

WED 4 SEP 2024

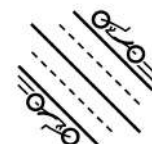
Start Time 9:39

Para Cycling Road

Para cyclisme sur route

Men's H2 Individual Time Trial

contre-la-montre individuel H2 - hommes

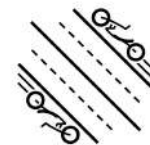


## Start List

Liste de départ

Start Time	Race Number	Name	NPC Code	Date of Birth	Time
09:39:00	97	HASDAI Amit	ISR	4 JUL 1983	_____
09:40:00	99	MEAD Rory	NZL	31 JAN 1987	_____
09:41:00	96	JOUANNY Florian	FRA	2 FEB 1992	_____
09:42:00	100	WILLS Cody	USA	26 SEP 1990	_____
09:43:00	98	MAZZONE Luca	ITA	3 MAY 1971	_____
09:44:00	95	GARROTE MUNOZ Sergio	ESP	27 JUL 1979	_____

Entries / NPCs	Race Configuration	Total Race Distance
6 / 6	1 lap of 14.1 Km	14.1km



## Results

Résultats

Rank	Race Number	Name	NPC Code	Intermediate Points at 5.8km	Final Time	Time Behind	Average Speed
1	95	GARROTE MUNOZ Sergio	ESP	8:25.56 (1)	<b>24:33.71 (1)</b> 16:08.15 (1)	+0.00	34.444
2	98	MAZZONE Luca	ITA	8:42.89 (3)	<b>25:18.83 (2)</b> 16:35.94 (2)	+45.12	33.420
3	96	JOUANNY Florian	FRA	8:37.22 (2)	<b>25:19.29 (3)</b> 16:42.07 (3)	+45.58	33.410
4	97	HASDAI Amit	ISR	9:40.98 (5)	<b>29:06.63 (4)</b> 19:25.65 (4)	+4:32.92	29.062
5	99	MEAD Rory	NZL	9:30.70 (4)	<b>29:22.41 (5)</b> 19:51.71 (5)	+4:48.70	28.801
6	100	WILLS Cody	USA	9:48.98 (6)	<b>30:01.21 (6)</b> 20:12.23 (6)	+5:27.50	28.181

Average Speed	Race Configuration	Total Race Distance
34.444km/h	1 lap of 14.1 Km	14.1km

Participants						Weather	Temperature (°C)
Entries / NPCs	Ranked	DNF	DSQ	DQB	DNS		
6 / 6	6	0	0	0	0	Overcast	17

**Legend:**

**DNF** Did Not Finish

**DNS** Did Not Start

**DQB** Disqualified for unsportsmanlike behaviour

**DSQ** Disqualified



Clichy-sous-bois

Clichy-sous-bois

WED 4 SEP 2024

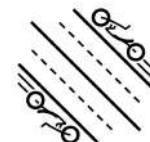
Start Time 15:53

Para Cycling Road

Para cyclisme sur route

Men's H3 Individual Time Trial

contre-la-montre individuel H3 - hommes



## Start List

Liste de départ

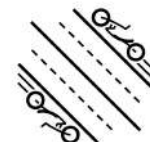
REVISED  
4 SEP 15:00

Start Time	Race Number	Name	NPC Code	Date of Birth	Time
15:53:00	111	ESPINOZA BALZA Richard	VEN	23 JUL 1986	_____
15:54:00	106	MESTRONI Federico	ITA	21 JUL 1980	_____
15:55:00	105	QUAILE Johan	FRA	13 AUG 1992	_____
15:56:00	110	LYONS Brandon	USA	8 JUN 1990	_____
15:57:00	108	TESTA Mirko	ITA	28 MAY 1997	_____
15:58:00	101	ODENT Marvin	BEL	16 SEP 1983	_____
15:59:00	102	MOREAU Charles	CAN	11 APR 1982	_____
16:00:00	104	BOSREDON Mathieu	FRA	23 NOV 1990	_____
16:01:00	103	GARCIA MARQUINA Luis Miguel	ESP	28 JUL 1979	_____
16:02:00	107	PINI Martino	ITA	7 JAN 1992	_____
16:03:00	109	MEKENKAMP Mark	NED	3 APR 1973	_____

Entries / NPCs	Race Configuration	Total Race Distance
11 / 8	2 laps or 28.3 Km	28.3km

REVISED

Race rescheduled by commissaires



## Results

### Résultats

Rank	Race Number	Name	NPC Code	Intermediate Points			Final Time	Time Behind	Average Speed
				at 14.1km					
1	104	BOSREDON Mathieu	FRA	7:24.75 (1)	21:31.80 (1)	29:10.50 (1)	<b>43:33.22 (1)</b>	+0.00	38.986
2	105	QUAILE Johan	FRA	7:47.20 (3)	22:36.54 (2)	30:29.54 (2)	<b>45:33.41 (2)</b>	+2:00.19	37.272
3	107	PINI Martino	ITA	8:01.51 (7)	22:48.15 (3)	30:58.51 (3)	<b>46:13.69 (3)</b>	+2:40.47	36.731
4	101	ODENT Marvin	BEL	7:45.92 (2)	23:05.55 (4)	31:04.79 (4)	<b>46:20.51 (4)</b>	+2:47.29	36.641
5	109	MEKENKAMP Mark	NED	7:54.39 (5)	23:10.59 (6)	31:18.94 (5)	<b>46:51.75 (5)</b>	+3:18.53	36.234
6	103	GARCIA MARQUINA Luis Miguel	ESP	7:55.56 (6)	23:23.59 (7)	31:28.64 (7)	<b>47:07.04 (6)</b>	+3:33.82	36.038
7	102	MOREAU Charles	CAN	7:51.77 (4)	23:09.58 (5)	31:23.48 (6)	<b>47:15.72 (7)</b>	+3:42.50	35.927
8	106	MESTRONI Federico	ITA	8:02.84 (8)	23:55.43 (8)	32:19.71 (8)	<b>48:33.04 (8)</b>	+4:59.82	34.974
9	108	TESTA Mirko	ITA	8:14.18(10)	24:25.01(10)	32:53.74 (9)	<b>49:05.30 (9)</b>	+5:32.08	34.591
10	110	LYONS Brandon	USA	8:11.21 (9)	24:18.54 (9)	32:57.89(10)	<b>49:34.02 (10)</b>	+6:00.80	34.257
11	111	ESPINOZA BALZA Richard	VEN	9:25.20(11)	26:23.20(11)	35:36.49(11)	<b>53:05.30 (11)</b>	+9:32.08	31.984

Average Speed	Race Configuration	Total Race Distance
38.986km/h	2 laps or 28.3 Km	28.3km

Participants						Weather	Temperature (°C)
Entries / NPCs	Ranked	DNF	DSQ	DQB	DNS		
11 / 8	11	0	0	0	0	Overcast	22

#### Legend:

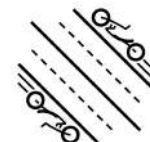
**DNF** Did Not Finish

**DNS** Did Not Start

**DQB** Disqualified for unsportsmanlike behaviour

**DSQ** Disqualified





Start List  
Liste de départ

REVISED  
4 SEP 14:59

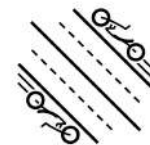
Start Time	Race Number	Name	NPC Code	Date of Birth	Time
15:36:00	122	TINGLEY Matt	USA	15 JUN 1988	_____
15:37:00	115	LEAL FREITAS Ulisses	BRA	9 DEC 1979	_____
15:38:00	120	PANALAI Sumas	THA	16 SEP 1975	_____
15:39:00	116	FRITSCH Joseph	FRA	28 MAY 1998	_____
15:40:00	113	GRITSCH Alexander	AUT	7 MAY 1982	_____
15:41:00	121	GAERTNER Travis	USA	16 JAN 1980	_____
15:42:00	118	WILK Rafal	POL	9 DEC 1974	_____
15:43:00	112	FRUEHWIRTH Thomas	AUT	12 AUG 1981	_____
15:44:00	114	Van de STEENE Jonas	BEL	15 FEB 1987	_____
15:45:00	119	RECHER Fabian	SUI	3 MAY 1999	_____
15:46:00	117	PLAT Jetze	NED	10 JUN 1991	_____

Entries / NPCs	Race Configuration	Total Race Distance
11 / 9	2 laps or 28.3 Km	28.3km

REVISED

Race rescheduled by commissaires





## Results

### Résultats

Rank	Race Number	Name	NPC Code	Intermediate Points			Final Time	Time Behind	Average Speed
				at 14.1km					
1	117	PLAT Jetze	NED	6:59.76 (1)	20:16.68 (1)	27:44.92 (1)	<b>41:28.51 (1)</b>	+0.00	40.940
2	112	FRUEHWIRTH Thomas	AUT	7:12.30 (3)	20:35.21 (2)	27:57.41 (2)	<b>41:31.22 (2)</b>	+2.71	40.896
3	114	Van de STEENE Jonas	BEL	7:06.42 (2)	20:43.34 (3)	28:08.46 (3)	<b>41:52.22 (3)</b>	+23.71	40.554
4	116	FRITSCH Joseph	FRA	7:28.70 (5)	20:56.60 (4)	28:35.07 (4)	<b>42:01.45 (4)</b>	+32.94	40.405
5	121	GAERTNER Travis	USA	7:37.39 (6)	21:29.29 (5)	29:21.09 (6)	<b>43:27.26 (5)</b>	+1:58.75	39.076
6	119	RECHER Fabian	SUI	7:22.11 (4)	21:34.25 (6)	29:19.26 (5)	<b>43:59.48 (6)</b>	+2:30.97	38.599
7	118	WILK Rafal	POL	7:40.84 (8)	22:00.08 (7)	30:01.64 (7)	<b>44:41.85 (7)</b>	+3:13.34	37.989
8	113	GRITSCH Alexander	AUT	7:39.54 (7)	22:23.33 (8)	30:21.37 (8)	<b>45:11.96 (8)</b>	+3:43.45	37.567
9	122	TINGLEY Matt	USA	7:51.51 (9)	23:19.46 (9)	31:29.99 (9)	<b>47:14.20 (9)</b>	+5:45.69	35.947
10	120	PANALAI Sumas	THA	8:13.39(10)	24:10.70(10)	32:48.47(10)	<b>48:50.86 (10)</b>	+7:22.35	34.761
11	115	LEAL FREITAS Ulisses	BRA	8:17.60(11)	24:31.50(11)	33:12.22(11)	<b>49:39.70 (11)</b>	+8:11.19	34.191

Average Speed	Race Configuration	Total Race Distance
40.940km/h	2 laps or 28.3 Km	28.3km

Participants						Weather	Temperature (°C)
Entries / NPCs	Ranked	DNF	DSQ	DQB	DNS		
11 / 9	11	0	0	0	0	Overcast	22

**Legend:**

**DNF** Did Not Finish

**DNS** Did Not Start

**DQB** Disqualified for unsportsmanlike behaviour

**DSQ** Disqualified



Clichy-sous-bois

Clichy-sous-bois

WED 4 SEP 2024

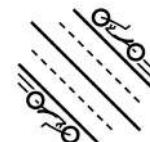
Start Time 15:22

Para Cycling Road

Para cyclisme sur route

Men's H5 Individual Time Trial

contre-la-montre individuel H5 - hommes



## Start List

Liste de départ

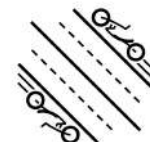
REVISED  
4 SEP 14:59

Start Time	Race Number	Name	NPC Code	Date of Birth	Time
15:22:00	129	BAL Pavlo	UKR	12 JUN 1986	_____
15:23:00	124	VERGNAUD Loic	FRA	1 DEC 1978	_____
15:24:00	128	SRIWICHAI Atachai	THA	8 OCT 1996	_____
15:25:00	127	COSTA Luis	POR	10 JUN 1973	_____
15:26:00	125	de VRIES Tim	NED	10 AUG 1978	_____
15:27:00	123	LIU Qiangli	CHN	29 JUN 1987	_____
15:28:00	126	VALIZE Mitch	NED	7 JUN 1995	_____

Entries / NPCs	Race Configuration	Total Race Distance
7 / 6	2 laps or 28.3 Km	28.3km

REVISED

Race rescheduled by commissaires



## Results

### Résultats

Rank	Race Number	Name	NPC Code	Intermediate Points			Final Time	Time Behind	Average Speed
				at 14.1km					
1	126	VALIZE Mitch	NED	7:18.49 (1)	20:21.63 (1)	27:47.04 (1)	<b>41:01.59 (1)</b>	+0.00	41.388
2	124	VERGNAUD Loic	FRA	7:33.41 (2)	21:44.99 (2)	29:25.76 (2)	<b>43:20.40 (2)</b>	+2:18.81	39.179
3	127	COSTA Luis	POR	7:52.82 (5)	21:58.25 (4)	30:03.22 (4)	<b>44:26.32 (3)</b>	+3:24.73	38.210
4	123	LIU Qiangli	CHN	7:39.29 (3)	21:46.99 (3)	29:43.13 (3)	<b>44:40.85 (4)</b>	+3:39.26	38.003
5	125	de VRIES Tim	NED	7:45.08 (4)	22:11.61 (5)	30:13.88 (5)	<b>45:13.72 (5)</b>	+4:12.13	37.543
6	129	BAL Pavlo	UKR	8:13.18 (7)	23:13.71 (6)	31:27.06 (6)	<b>46:44.75 (6)</b>	+5:43.16	36.324
7	128	SRIWICHAI Atachai	THA	8:00.99 (6)	24:28.69 (7)	33:45.75 (7)	<b>51:17.72 (7)</b>	+10:16.1 3	33.102

Average Speed	Race Configuration	Total Race Distance
41.388km/h	2 laps or 28.3 Km	28.3km

Participants						Weather	Temperature (°C)
Entries / NPCs	Ranked	DNF	DSQ	DQB	DNS		
7 / 6	7	0	0	0	0	Overcast	22

#### Legend:

**DNF** Did Not Finish

**DNS** Did Not Start

**DQB** Disqualified for unsportsmanlike behaviour

**DSQ** Disqualified



Clichy-sous-bois

Clichy-sous-bois

WED 4 SEP 2024

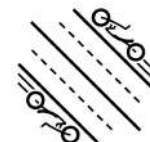
Start Time 8:46

Para Cycling Road

Para cyclisme sur route

Men's C1 Individual Time Trial

contre-la-montre individuel C1 - hommes

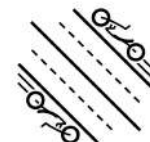


## Start List

Liste de départ

Start Time	Race Number	Name	NPC Code	Date of Birth	Time
08:46:00	28	LI Zhangyu	CHN	12 AUG 1988	_____
08:47:00	32	TEUBER Michael	GER	23 JAN 1968	_____
08:48:00	26	LOPEZ Rodrigo Fernando	ARG	3 JAN 1979	_____
08:49:00	27	GOMES SOARES Carlos Alberto	BRA	31 DEC 1994	_____
08:50:00	29	LIANG Weicong	CHN	3 JUN 1995	_____
08:51:00	35	MACIEJEWSKI Zbigniew	POL	22 JAN 1973	_____
08:52:00	33	EL AMRAOUY Haytam	MAR	11 AUG 2003	_____
08:53:00	34	SHAHARUDDIN Mohamad Yusof Hafizi	MAS	30 SEP 1997	_____
08:54:00	31	SENSKA Pierre	GER	21 JUN 1988	_____
08:55:00	30	TEN ARGILES Ricardo	ESP	11 AUG 1975	_____

Entries / NPCs	Race Configuration	Total Race Distance
10 / 8	1 lap of 14.1 Km	14.1km



## Results

### Résultats

Rank	Race Number	Name	NPC Code	Intermediate Points at 5.8km	Final Time	Time Behind	Average Speed
1	30	TEN ARGILES Ricardo	ESP	7:14.44 (1)	<b>20:39.53 (1)</b> 13:25.09 (1)	+0.00	40.951
2	32	TEUBER Michael	GER	7:30.25 (3)	<b>21:18.14 (2)</b> 13:47.89 (2)	+38.61	39.714
3	35	MACIEJEWSKI Zbigniew	POL	7:29.40 (2)	<b>21:18.94 (3)</b> 13:49.54 (3)	+39.41	39.689
4	31	SENSKA Pierre	GER	7:37.84 (4)	<b>21:58.34 (4)</b> 14:20.50 (4)	+1:18.81	38.503
5	34	SHAHARUDDIN Mohamad Yusof Hafizi	MAS	8:04.78 (5)	<b>22:27.91 (5)</b> 14:23.13 (5)	+1:48.38	37.658
6	29	LIANG Weicong	CHN	8:12.24 (6)	<b>23:01.23 (6)</b> 14:48.99 (6)	+2:21.70	36.750
7	27	GOMES SOARES Carlos Alberto	BRA	8:16.75 (7)	<b>23:23.52 (7)</b> 15:06.77 (7)	+2:43.99	36.166
8	33	EL AMRAOUY Haytam	MAR	8:21.68 (8)	<b>23:36.52 (8)</b> 15:14.84 (8)	+2:56.99	35.834
9	28	LI Zhangyu	CHN	9:14.28(10)	<b>24:50.93 (9)</b> 15:36.65 (9)	+4:11.40	34.046
10	26	LOPEZ Rodrigo Fernando	ARG	8:53.18 (9)	<b>25:07.69 (10)</b> 16:14.51 (10)	+4:28.16	33.667

Average Speed	Race Configuration	Total Race Distance
40.951km/h	1 lap of 14.1 Km	14.1km

Participants						Weather	Temperature (°C)
Entries / NPCs	Ranked	DNF	DSQ	DQB	DNS		
10 / 8	10	0	0	0	0	Overcast	17

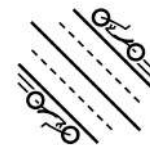
**Legend:**

**DNF** Did Not Finish

**DNS** Did Not Start

**DQB** Disqualified for unsportsmanlike behaviour

**DSQ** Disqualified

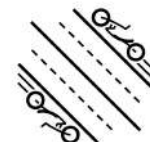


### Start List

Liste de départ

Start Time	Race Number	Name	NPC Code	Date of Birth	Time
08:27:00	44	GODDARD MEDICA Esteban	PAN	27 AUG 1999	_____
08:28:00	41	PAPANGELIS Nikolaos	GRE	23 JUL 1999	_____
08:29:00	45	HILARIO RIMAS Israel	PER	6 DEC 1974	_____
08:30:00	42	SHAIK Arshad	IND	2 JUN 1993	_____
08:31:00	46	PINAO Telmo	POR	5 NOV 1979	_____
08:32:00	47	MIRZOYAROV Golibbek	UZB	18 DEC 1999	_____
08:33:00	40	ROBERTSON Matthew	GBR	24 MAY 1999	_____
08:34:00	38	VROMANT Ewoud	BEL	15 JUL 1984	_____
08:35:00	43	KAWAMOTO Shota	JPN	19 AUG 1996	_____
08:36:00	39	LEAUTE Alexandre	FRA	12 OCT 2000	_____
08:37:00	37	HICKS Darren	AUS	23 DEC 1984	_____

Entries / NPCs	Race Configuration	Total Race Distance
11 / 11	1 lap of 14.1 Km	14.1km



## Results

### Résultats

Rank	Race Number	Name	NPC Code	Intermediate Points at 5.8km	Final Time	Time Behind	Average Speed
1	39	LEAUTE Alexandre	FRA	6:59.99 (3)	<b>19:24.45 (1)</b> 12:24.46 (1)	+0.00	43.591
2	38	VROMANT Ewoud	BEL	6:55.85 (1)	<b>19:26.61 (2)</b> 12:30.76 (2)	+2.16	43.511
3	37	HICKS Darren	AUS	6:58.90 (2)	<b>19:40.08 (3)</b> 12:41.18 (3)	+15.63	43.014
4	41	PAPANGELIS Nikolaos	GRE	7:09.85 (4)	<b>20:12.32 (4)</b> 13:02.47 (4)	+47.87	41.870
5	40	ROBERTSON Matthew	GBR	7:47.66 (8)	<b>20:52.15 (5)</b> 13:04.49 (5)	+1:27.70	40.538
6	45	HILARIO RIMAS Israel	PER	7:35.01 (6)	<b>21:28.46 (6)</b> 13:53.45 (6)	+2:04.01	39.396
7	47	MIRZOYAROV Golibbek	UZB	7:44.11 (7)	<b>21:46.11 (7)</b> 14:02.00 (7)	+2:21.66	38.863
8	43	KAWAMOTO Shota	JPN	7:22.01 (5)	<b>21:50.29 (8)</b> 14:28.28 (8)	+2:25.84	38.740
9	46	PINAO Telmo	POR	7:56.39 (9)	<b>23:04.56 (9)</b> 15:08.17 (9)	+3:40.11	36.661
10	44	GODDARD MEDICA Esteban	PAN	8:16.12(10)	<b>24:01.55 (10)</b> 15:45.43 (10)	+4:37.10	35.212
11	42	SHAIK Arshad	IND	8:48.17(11)	<b>25:20.11 (11)</b> 16:31.94 (11)	+5:55.66	33.392

Average Speed	Race Configuration	Total Race Distance
43.591km/h	1 lap of 14.1 Km	14.1km

Participants						Weather	Temperature (°C)
Entries / NPCs	Ranked	DNF	DSQ	DQB	DNS		
11 / 11	11	0	0	0	0	Overcast	17

**Legend:**

**DNF** Did Not Finish

**DNS** Did Not Start

**DQB** Disqualified for unsportsmanlike behaviour

**DSQ** Disqualified





Clichy-sous-bois

Clichy-sous-bois

WED 4 SEP 2024

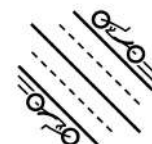
Start Time 14:25

Para Cycling Road

Para cyclisme sur route

Men's C3 Individual Time Trial

contre-la-montre individuel C3 - hommes

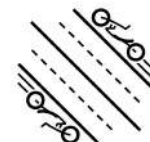


## Start List

Liste de départ

Start Time	Race Number	Name	NPC Code	Date of Birth	Time
14:25:00	59	MARVIG Henrik	SWE	19 MAR 1977	_____
14:26:00	58	BRIGGS Devon	NZL	13 JAN 2004	_____
14:27:00	57	AMIZAZAHAN Muhammad Adi Raimie	MAS	4 OCT 2000	_____
14:28:00	53	van GASS Jaco	GBR	20 AUG 1986	_____
14:29:00	56	FUJITA Masaki	JPN	17 JAN 1985	_____
14:30:00	52	GRAHAM Finlay	GBR	24 SEP 1999	_____
14:31:00	50	SANTAS ASENSIO Eduardo	ESP	4 AUG 1989	_____
14:32:00	48	HAYWARD Alexandre	CAN	4 MAR 1997	_____
14:33:00	51	PEYROTON-DARTET Thomas	FRA	9 JUL 1985	_____
14:34:00	55	SCHINDLER Matthias	GER	28 MAR 1982	_____
14:35:00	54	WATSON Benjamin	GBR	11 JUN 1989	_____

Entries / NPCs	Race Configuration	Total Race Distance
11 / 9	2 laps or 28.3 Km	28.3km



## Results

### Résultats

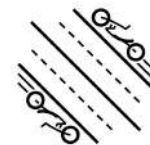
Rank	Race Number	Name	NPC Code	Intermediate Points			Final Time	Time Behind	Average Speed
				at 14.1km					
1	51	PEYROTON-DARTET Thomas	FRA	7:05.11 (6)	19:25.78 (1)	26:25.47 (1)	<b>38:28.80 (1)</b>	+0.00	44.127
2	50	SANTAS ASENSIO Eduardo	ESP	7:03.77 (5)	19:40.37 (5)	26:44.02 (4)	<b>39:12.71 (2)</b>	+43.91	43.303
3	55	SCHINDLER Matthias	GER	6:57.20 (2)	19:28.31 (2)	26:32.55 (2)	<b>39:21.35 (3)</b>	+52.55	43.145
4	54	WATSON Benjamin	GBR	6:54.85 (1)	19:34.42 (3)	26:36.90 (3)	<b>39:22.90 (4)</b>	+54.10	43.117
5	48	HAYWARD Alexandre	CAN	7:00.34 (3)	19:38.98 (4)	26:52.57 (5)	<b>39:30.48 (5)</b>	+1:01.68	42.979
6	52	GRAHAM Finlay	GBR	7:01.34 (4)	19:50.18 (6)	27:04.77 (6)	<b>39:39.46 (6)</b>	+1:10.66	42.816
7	56	FUJITA Masaki	JPN	7:07.06 (8)	19:56.02 (7)	27:14.86 (7)	<b>40:14.50 (7)</b>	+1:45.70	42.195
8	53	van GASS Jaco	GBR	7:06.49 (7)	20:31.77 (8)	30:01.31 (8)	<b>44:19.48 (8)</b>	+5:50.68	38.308
9	59	MARVIG Henrik	SWE	7:49.06 (9)	22:34.77 (9)	30:51.82 (9)	<b>45:37.27 (9)</b>	+7:08.47	37.220
10	57	AMIZAZAHAN Muhammad Adi Raimie	MAS	8:08.45(10)	22:54.16(10)	31:26.13(10)	<b>46:30.54 (10)</b>	+8:01.74	36.509
	58	BRIGGS Devon	NZL				<b>DNS</b>		

Average Speed	Race Configuration	Total Race Distance
44.127km/h	2 laps or 28.3 Km	28.3km

Participants						Weather	Temperature (°C)
Entries / NPCs	Ranked	DNF	DSQ	DQB	DNS		
11 / 9	10	0	0	0	1	Overcast	22

**Legend:**

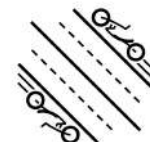
**DNF** Did Not Finish      **DNS** Did Not Start      **DQB** Disqualified for unsportsmanlike behaviour  
**DSQ** Disqualified



**Start List**  
Liste de départ

Start Time	Race Number	Name	NPC Code	Date of Birth	Time
14:11:00	62	RODRIGUEZ HERNANDEZ Jose Frank	DOM	28 FEB 1978	_____
14:12:00	67	IMAMMUDDIN Muhammad Fadli	INA	25 JUL 1984	_____
14:13:00	69	GAILISS Oskars	LAT	23 MAR 1969	_____
14:14:00	73	METELKA Jozef	SVK	8 SEP 1986	_____
14:15:00	70	NOVAK Carol-Eduard	ROU	28 JUL 1976	_____
14:16:00	68	GRIMES Ronan	IRL	24 DEC 1988	_____
14:17:00	71	ZEMP Timothy	SUI	24 MAR 1993	_____
14:18:00	66	ATKINSON Archie	GBR	18 JUN 2004	_____
14:19:00	65	le ROUSSEAU Gatien	FRA	21 NOV 2002	_____
14:20:00	61	CLINCKE Louis	BEL	28 DEC 1986	_____
14:21:00	63	RAMOS SANCHEZ Damian	ESP	23 JUN 1986	_____
14:22:00	64	le CUNFF Kevin	FRA	16 MAR 1988	_____
14:23:00	72	KURIL Patrik	SVK	18 DEC 1979	_____

Entries / NPCs	Race Configuration	Total Race Distance
13 / 11	2 laps or 28.3 Km	28.3km



## Results

### Résultats

Rank	Race Number	Name	NPC Code	Intermediate Points			Final Time	Time Behind	Average Speed
				at 14.1km					
1	64	le CUNFF Kevin	FRA	6:42.74 (2)	18:22.77 (1)	25:04.98 (1)	<b>36:46.49 (1)</b>	+0.00	46.173
					18:22.77 (1)		18:23.72 (1)		
2	65	le ROUSSEAU Gatién	FRA	6:48.84 (3)	18:37.79 (3)	25:29.53 (2)	<b>37:18.38 (2)</b>	+31.89	45.515
					18:37.79 (3)		18:40.59 (2)		
3	63	RAMOS SANCHEZ Damian	ESP	6:37.43 (1)	18:28.69 (2)	25:39.71 (3)	<b>38:05.94 (3)</b>	+1:19.45	44.568
					18:28.69 (2)		19:37.25 (7)		
4	61	CLINCKE Louis	BEL	6:50.24 (4)	18:54.92 (4)	25:57.04 (4)	<b>38:22.70 (4)</b>	+1:36.21	44.244
					18:54.92 (4)		19:27.78 (5)		
5	66	ATKINSON Archie	GBR	7:10.31 (9)	19:18.52 (7)	26:26.52 (6)	<b>38:23.52 (5)</b>	+1:37.03	44.228
					19:18.52 (7)		19:05.00 (3)		
6	73	METELKA Jozef	SVK	6:58.52 (7)	19:08.13 (5)	26:21.07 (5)	<b>38:42.52 (6)</b>	+1:56.03	43.866
					19:08.13 (5)		19:34.39 (6)		
7	71	ZEMP Timothy	SUI	6:53.19 (5)	19:25.10 (8)	26:32.75 (8)	<b>38:51.48 (7)</b>	+2:04.99	43.698
					19:25.10 (8)		19:26.38 (4)		
8	68	GRIMES Ronan	IRL	6:56.88 (6)	19:18.15 (6)	26:28.06 (7)	<b>39:01.83 (8)</b>	+2:15.34	43.504
					19:18.15 (6)		19:43.68 (8)		
9	72	KURIL Patrik	SVK	7:13.73(10)	20:20.91(10)	27:49.72(10)	<b>40:47.86 (9)</b>	+4:01.37	41.620
					20:20.91(10)		20:26.95 (9)		
10	70	NOVAK Carol-Eduard	ROU	6:59.44 (8)	19:58.75 (9)	27:27.68 (9)	<b>40:52.10 (10)</b>	+4:05.61	41.548
					19:58.75 (9)		20:53.35 (10)		
11	62	RODRIGUEZ HERNANDEZ Jose Frank	DOM	7:25.21(11)	21:20.24(11)	29:21.68(11)	<b>43:23.39 (11)</b>	+6:36.90	39.134
					21:20.24(11)		22:03.15 (11)		
12	67	IMAMMUDDIN Muhammad Fadli	INA	7:34.87(13)	21:24.70(12)	29:24.11(12)	<b>43:29.58 (12)</b>	+6:43.09	39.041
					21:24.70(12)		22:04.88 (12)		
13	69	GAILISS Oskars	LAT	7:26.74(12)	21:40.52(13)	29:34.14(13)	<b>44:30.48 (13)</b>	+7:43.99	38.150
					21:40.52(13)		22:49.96 (13)		

Average Speed	Race Configuration	Total Race Distance
46.173km/h	2 laps or 28.3 Km	28.3km

Participants						Weather	Temperature (°C)
Entries / NPCs	Ranked	DNF	DSQ	DQB	DNS		
13 / 11	13	0	0	0	0	Overcast	22

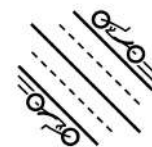
#### Legend:

**DNF** Did Not Finish

**DNS** Did Not Start

**DQB** Disqualified for unsportsmanlike behaviour

**DSQ** Disqualified

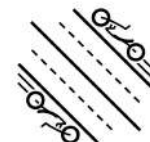


### Start List

Liste de départ

Start Time	Race Number	Name	NPC Code	Date of Birth	Time
13:51:00	77	MOYA CONTRERAS Hernan	CHI	24 APR 1990	_____
13:52:00	86	DEMENTYEV Yehor	UKR	12 MAR 1987	_____
13:53:00	81	HUNT Blaine	GBR	18 DEC 1988	_____
13:54:00	82	WERMESER Zsombor	HUN	23 MAR 1998	_____
13:55:00	87	GARDON Elouan	USA	8 MAY 2006	_____
13:56:00	88	ABDULLAEV Azimbek	UZB	21 FEB 1996	_____
13:57:00	79	VARGAS VILLANUEVA Carlos Andres	COL	8 JAN 1997	_____
13:58:00	80	FOULON Dorian	FRA	2 MAY 1998	_____
13:59:00	76	MOURO CHAMAN Lauro Cesar	BRA	25 JUN 1987	_____
14:00:00	75	LAESSER Franz-Josef	AUT	17 JAN 2001	_____
14:01:00	84	van de POL Martin	NED	3 MAR 1991	_____
14:02:00	74	DONOHUE Alistair	AUS	3 MAR 1995	_____
14:03:00	83	ABRAHAM GEBRU Daniel	NED	11 FEB 1985	_____

Entries / NPCs	Race Configuration	Total Race Distance
13 / 12	2 laps or 28.3 Km	28.3km



## Results

### Résultats

Rank	Race Number	Name	NPC Code	Intermediate Points			Final Time	Time Behind	Average Speed
				at 14.1km					
1	83	ABRAHAM GEBRU Daniel	NED	6:38.70 (3)	17:58.95 (1)	24:37.40 (1)	<b>35:51.79 (1)</b>	+0.00	47.347
2	74	DONOHOE Alistair	AUS	6:34.73 (2)	18:07.56 (2)	24:47.38 (2)	<b>36:18.66 (2)</b>	+26.87	46.763
3	80	FOULON Dorian	FRA	6:42.40 (6)	18:32.04 (4)	25:17.85 (3)	<b>36:49.84 (3)</b>	+58.05	46.103
4	76	MOURO CHAMAN Lauro Cesar	BRA	6:31.45 (1)	18:27.37 (3)	25:21.52 (4)	<b>36:59.51 (4)</b>	+1:07.72	45.902
5	75	LAESSER Franz-Josef	AUT	6:41.31 (4)	18:36.09 (5)	25:30.58 (5)	<b>37:16.60 (5)</b>	+1:24.81	45.551
6	86	DEMENTYEV Yehor	UKR	6:59.53 (8)	18:42.83 (6)	25:31.06 (6)	<b>37:17.98 (6)</b>	+1:26.19	45.523
7	87	GARDON Elouan	USA	6:42.12 (5)	18:47.23 (7)	25:50.47 (7)	<b>37:43.86 (7)</b>	+1:52.07	45.003
8	84	van de POL Martin	NED	7:00.34 (9)	19:10.68 (9)	25:51.80 (8)	<b>37:45.98 (8)</b>	+1:54.19	44.961
9	82	WERMESER Zsombor	HUN	6:51.96 (7)	19:05.06 (8)	26:23.16 (9)	<b>38:42.80 (9)</b>	+2:51.01	43.861
10	88	ABDULLAEV Azimbek	UZB	7:11.73(11)	20:24.29(10)	27:57.77(10)	<b>41:23.64 (10)</b>	+5:31.85	41.020
11	81	HUNT Blaine	GBR	7:30.43(12)	21:07.52(12)	28:55.03(12)	<b>42:22.07 (11)</b>	+6:30.28	40.078
12	77	MOYA CONTRERAS Hernan	CHI	7:11.48(10)	20:50.03(11)	28:49.69(11)	<b>42:37.64 (12)</b>	+6:45.85	39.834
	79	VARGAS VILLANUEVA Carlos Andres	COL				<b>DNF</b>		

Average Speed	Race Configuration	Total Race Distance
47.347km/h	2 laps or 28.3 Km	28.3km

Participants						Weather	Temperature (°C)
Entries / NPCs	Ranked	DNF	DSQ	DQB	DNS		
13 / 12	12	1	0	0	0	Overcast	22

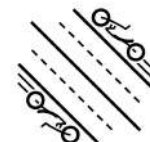
#### Legend:

**DNF** Did Not Finish

**DNS** Did Not Start

**DQB** Disqualified for unsportsmanlike behaviour

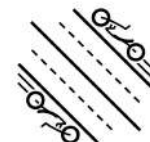
**DSQ** Disqualified



**Start List**  
Liste de départ

Start Time	Race Number	Name	Sport Class	NPC Code	Factor (%)	Date of Birth	Time
10:19:00	138	HEGSELUND Martin	T2	DEN	100.000	6 NOV 1983	_____
10:20:00	133	KIM Yongki	T1	KOR	87.440	16 FEB 1985	_____
10:21:00	136	BETANCOURT QUIROGA Juan Jose	T2	COL	100.000	15 JUL 1999	_____
10:22:00	140	MATICAN Theodor	T2	ROU	100.000	1 JUL 1997	_____
10:23:00	137	MASIN Jindrich	T2	CZE	100.000	15 MAR 1989	_____
10:24:00	132	FARRONI Giorgio	T1	ITA	87.440	28 SEP 1976	_____
10:25:00	141	CONNORS Dennis	T2	USA	100.000	22 MAY 1985	_____
10:26:00	134	STEINBICHLER Wolfgang	T2	AUT	100.000	16 JUN 1989	_____
10:27:00	135	CELEN Tim	T2	BEL	100.000	26 FEB 1998	_____
10:28:00	139	JAEGER Maximilian	T2	GER	100.000	3 JAN 2000	_____
10:29:00	130	CLEMENT Nathan	T1	CAN	87.440	30 SEP 1994	_____
10:30:00	131	CHEN Jianxin	T1	CHN	87.440	7 SEP 1986	_____

Entries / NPCs	Race Configuration	Total Race Distance
12 / 12	1 lap of 14.1 Km	14.1km



## Results

### Résultats

Rank	Race Number	Name	Sport Class	NPC Code	Intermediate Points at 5.8km	Time	Factor (%)	Final Time with % Factor
1	131	CHEN Jianxin	T1	CHN	8:45.14 (3)	24:41.91 (3) 15:56.77 (2)	87.440	<b>21:35.78</b>
2	130	CLEMENT Nathan	T1	CAN	9:28.98 (8)	26:10.63 (8) 16:41.65 (8)	87.440	<b>22:53.36</b>
3	135	CELEN Tim	T2	BEL	8:33.32 (1)	23:27.64 (1) 14:54.32 (1)	100.000	<b>23:27.64</b>
4	132	FARRONI Giorgio	T1	ITA	9:39.93 (9)	27:30.86 (9) 17:50.93 (9)	87.440	<b>24:03.51</b>
5	141	CONNORS Dennis	T2	USA	8:36.38 (2)	24:37.11 (2) 16:00.73 (5)	100.000	<b>24:37.11</b>
6	134	STEINBICHLER Wolfgang	T2	AUT	9:00.08 (4)	24:59.86 (4) 15:59.78 (4)	100.000	<b>24:59.86</b>
7	136	BETANCOURT QUIROGA Juan Jose	T2	COL	9:00.47 (5)	25:06.46 (5) 16:05.99 (6)	100.000	<b>25:06.46</b>
8	139	JAEGER Maximilian	T2	GER	9:15.62 (7)	25:15.36 (6) 15:59.74 (3)	100.000	<b>25:15.36</b>
9	137	MASIN Jindrich	T2	CZE	9:12.74 (6)	25:32.12 (7) 16:19.38 (7)	100.000	<b>25:32.12</b>
10	133	KIM Yongki	T1	KOR	10:38.18(12)	29:41.83 (10) 19:03.65 (10)	87.440	<b>25:58.03</b>
11	140	MATICAN Theodor	T2	ROU	10:25.13(10)	30:01.79 (11) 19:36.66 (11)	100.000	<b>30:01.79</b>
12	138	HEGGELUND Martin	T2	DEN	10:28.78(11)	33:25.24 (12) 22:56.46 (12)	100.000	<b>33:25.24</b>

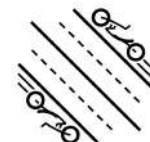
Average Speed	Race Configuration	Total Race Distance
34.253km/h	1 lap of 14.1 Km	14.1km

Participants						Weather	Temperature (°C)
Entries / NPCs	Ranked	DNF	DSQ	DQB	DNS		
12 / 12	12	0	0	0	0	Partly cloudy	18

**Note:**  
All times shown are real times unless otherwise indicated.

**Legend:**  
**DNF** Did Not Finish      **DNS** Did Not Start      **DQB** Disqualified for unsportsmanlike behaviour  
**DSQ** Disqualified





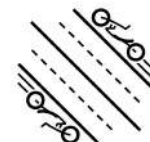
## Start List

Liste de départ

Start Time	Race Number	Name	Sport Class	NPC Code	Date of Birth	Time
13:30:00	1	GOMEZ Maximiliano	B	ARG	12 FEB 1979	
		TOLOSA Sebastian Jose	PLT	ARG	16 NOV 1988	
13:31:00	5	VEREKER Damien	B	IRL	4 JUN 1980	
		McLAUGHLIN Mitchell	PLT	IRL	18 MAR 1998	
13:32:00	12	KOPI CZ Karol	B	POL	25 DEC 2006	
		BIALOBLOCKI Marcin	PLT	POL	2 SEP 1983	
13:33:00	4	BATE Stephen	B	GBR	24 AUG 1977	
		LATHAM Christopher	PLT	GBR	6 FEB 1994	
13:34:00	2	de CARVALHO Elie	B	FRA	5 DEC 1994	
		GUICHARD Mickael	PLT	FRA	29 AUG 1993	
13:35:00	6	ANDREOLI Federico	B	ITA	22 APR 1999	
		TOTO' Paolo	PLT	ITA	22 JAN 1991	
13:36:00	9	OGADA Kennedy Ivuzu	B	KEN	17 OCT 1971	
		JAMES HAWKE DENNIS Oscar	PLT	KEN	15 SEP 1994	
13:37:00	11	ter SCHURE Vincent	B	NED	24 OCT 1979	
		FRANSEN Timo	PLT	NED	3 JUN 1987	
13:38:00	7	BERNARD Lorenzo	B	ITA	25 MAR 1997	
		PLEBANI Davide	PLT	ITA	24 JUL 1996	
13:39:00	10	BANGMA Tristan	B	NED	6 OCT 1997	
		BOS Patrick	PLT	NED	20 AUG 1987	
13:40:00	3	LLOVERAS Alexandre	B	FRA	26 JUN 2000	
		PAILLLOT Yoann	PLT	FRA	28 MAY 1991	

Entries / NPCs	Race Configuration	Total Race Distance
11 / 8	2 laps or 28.3 Km	28.3km

Legend:  
PLT Pilot



## Results

### Résultats

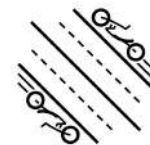
Rank	Race Number	Name	Sport Class	NPC Code	Intermediate Points			Final Time	Time Behind	Average Speed
					at 14.1km					
1	10	<b>BANGMA Tristan</b>	B	NED	6:12.57 (3)	17:00.73 (1)	23:19.86 (2)	<b>34:11.02 (1)</b>	+0.00	49.673
		BOS Patrick	PLT	NED		17:00.73 (1)		17:10.29 (1)		
2	2	<b>de CARVALHO Elie</b>	B	FRA	6:04.02 (1)	17:03.60 (2)	23:09.61 (1)	<b>34:23.73 (2)</b>	+12.71	49.367
		GUICHARD Mickael	PLT	FRA		17:03.60 (2)		17:20.13 (2)		
3	11	<b>ter SCHURE Vincent</b>	B	NED	6:15.12 (4)	17:25.79 (3)	23:47.72 (4)	<b>34:53.92 (3)</b>	+42.90	48.655
		FRANSEN Timo	PLT	NED		17:25.79 (3)		17:28.13 (4)		
4	3	<b>LLOVERAS Alexandre</b>	B	FRA	6:20.68 (6)	17:27.27 (4)	23:56.70 (5)	<b>34:55.32 (4)</b>	+44.30	48.623
		PAILLOT Yoann	PLT	FRA		17:27.27 (4)		17:28.05 (3)		
5	4	<b>BATE Stephen</b>	B	GBR	6:10.28 (2)	17:30.56 (5)	23:46.76 (3)	<b>35:17.10 (5)</b>	+1:06.08	48.122
		LATHAM Christopher	PLT	GBR		17:30.56 (5)		17:46.54 (5)		
6	6	<b>ANDREOLI Federico</b>	B	ITA	6:18.23 (5)	17:46.82 (6)	24:09.42 (6)	<b>35:36.79 (6)</b>	+1:25.77	47.679
		TOTO' Paolo	PLT	ITA		17:46.82 (6)		17:49.97 (6)		
7	5	<b>VEREKER Damien</b>	B	IRL	6:25.14 (7)	17:57.44 (7)	24:33.37 (7)	<b>36:31.09 (7)</b>	+2:20.07	46.497
		McLAUGHLIN Mitchell	PLT	IRL		17:57.44 (7)		18:33.65 (8)		
8	12	<b>KOPICZ Karol</b>	B	POL	6:40.43 (9)	18:29.52 (9)	25:02.73 (9)	<b>36:46.64 (8)</b>	+2:35.62	46.170
		BIALOBLOCKI Marcin	PLT	POL		18:29.52 (9)		18:17.12 (7)		
9	7	<b>BERNARD Lorenzo</b>	B	ITA	6:29.48 (8)	18:20.79 (8)	25:00.63 (8)	<b>36:58.15 (9)</b>	+2:47.13	45.930
		PLEBANI Davide	PLT	ITA		18:20.79 (8)		18:37.36 (9)		
10	1	<b>GOMEZ Maximiliano</b>	B	ARG	6:55.58(10)	19:47.26(10)	26:59.39(10)	<b>40:12.22 (10)</b>	+6:01.20	42.235
		TOLOSA Sebastian Jose	PLT	ARG		19:47.26(10)		20:24.96 (10)		
11	9	<b>OGADA Kennedy Ivuzu</b>	B	KEN	7:41.21(11)	23:04.61(11)	31:29.21(11)	<b>47:06.47 (11)</b>	+12:55.4	36.045
		JAMES HAWKE DENNIS Oscar	PLT	KEN		23:04.61(11)		24:01.86 (11)	5	

Average Speed	Race Configuration	Total Race Distance
49.673km/h	2 laps or 28.3 Km	28.3km

Participants						Weather	Temperature (°C)
Entries / NPCs	Ranked	DNF	DSQ	DQB	DNS		
11 / 8	11	0	0	0	0	Overcast	22

**Legend:**

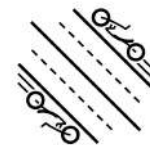
DNF Did Not Finish      DNS Did Not Start      DQB Disqualified for unsportsmanlike behaviour  
DSQ Disqualified      PLT Pilot



**Start List**  
Liste de départ

Start Time	Race Number	Name	Sport Class	NPC Code	Factor (%)	Date of Birth	Time
10:03:00	176	SHEEPCHONDAN Darin	H1	THA	62.650	17 DEC 2003	_____
10:04:00	181	ANTOSOVA Katerina	H3	CZE	100.000	2 FEB 1965	_____
10:05:00	180	MALAVAZZI Jady	H3	BRA	100.000	7 SEP 1994	_____
10:06:00	185	RODKLANG Naphatsakorn	H3	THA	100.000	17 JUN 2003	_____
10:07:00	179	GARCIA Mariana	H3	BRA	100.000	11 MAR 1994	_____
10:08:00	182	VINCENT Anais	H3	FRA	100.000	31 MAR 2000	_____
10:09:00	184	PORCELLATO Francesca	H3	ITA	100.000	5 SEP 1970	_____
10:10:00	177	BRIM Katerina	H2	USA	86.130	31 MAY 1998	_____
10:11:00	178	PARKER Lauren	H3	AUS	100.000	15 DEC 1988	_____
10:12:00	183	ZEYEN-GILES Annika	H3	GER	100.000	17 FEB 1985	_____

Entries / NPCs	Race Configuration	Total Race Distance
10 / 8	1 lap of 14.1 Km	14.1km



## Results

### Résultats

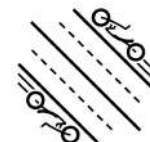
Rank	Race Number	Name	Sport Class	NPC Code	Intermediate Points at 5.8km	Time	Factor (%)	Final Time with % Factor
1	177	BRIM Katerina	H2	USA	9:24.06 (6)	28:08.83 (6) 18:44.77 (6)	86.130	24:14.59
2	178	PARKER Lauren	H3	AUS	8:36.02 (1)	24:24.09 (1) 15:48.07 (1)	100.000	24:24.09
3	183	ZEYEN-GILES Annika	H3	GER	8:45.88 (2)	25:30.84 (2) 16:44.96 (2)	100.000	25:30.84
4	180	MALAVAZZI Jady	H3	BRA	8:49.94 (3)	26:34.29 (3) 17:44.35 (4)	100.000	26:34.29
5	182	VINCENT Anais	H3	FRA	9:15.08 (5)	26:59.15 (4) 17:44.07 (3)	100.000	26:59.15
6	184	PORCELLATO Francesca	H3	ITA	9:14.36 (4)	27:13.50 (5) 17:59.14 (5)	100.000	27:13.50
7	181	ANTOSOVA Katerina	H3	CZE	10:06.89 (8)	31:01.83 (7) 20:54.94 (7)	100.000	31:01.83
8	179	GARCIA Mariana	H3	BRA	10:04.97 (7)	31:30.42 (8) 21:25.45 (8)	100.000	31:30.42
9	176	SHEEPCHONDAN Darin	H1	THA	17:01.26(10)	57:22.64 (10) 40:21.38 (10)	62.650	35:56.81
10	185	RODKLANG Naphatsakorn	H3	THA	12:38.97 (9)	40:05.80 (9) 27:26.83 (9)	100.000	40:05.80

Average Speed	Race Configuration	Total Race Distance
30.056km/h	1 lap of 14.1 Km	14.1km

Participants						Weather	Temperature (°C)
Entries / NPCs	Ranked	DNF	DSQ	DQB	DNS		
10 / 8	10	0	0	0	0	Partly cloudy	18

**Note:**  
All times shown are real times unless otherwise indicated.

**Legend:**  
**DNF** Did Not Finish      **DNS** Did Not Start      **DQB** Disqualified for unsportsmanlike behaviour  
**DSQ** Disqualified

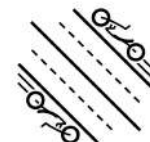


## Start List

Liste de départ

Start Time	Race Number	Name	Sport Class	NPC Code	Factor (%)	Date of Birth	Time
09:22:00	191	TANGEN Suzanna	H4	NOR	100.000	27 APR 1989	_____
09:23:00	194	ESKAU Andrea	H5	GER	100.000	21 MAR 1971	_____
09:24:00	189	LEE Doyeon	H4	KOR	100.000	9 JAN 1972	_____
09:25:00	193	SUN Bianbian	H5	CHN	100.000	27 JUL 1988	_____
09:26:00	188	RUFFATO Giulia	H4	ITA	100.000	20 OCT 1987	_____
09:27:00	187	WIBMER Cornelia	H4	AUT	100.000	1 JUL 1979	_____
09:28:00	195	AERE Katia	H5	ITA	100.000	28 AUG 1971	_____
09:29:00	192	STOECKLI Sandra	H4	SUI	100.000	29 AUG 1985	_____
09:30:00	196	VITELARU Ana Maria	H5	ITA	100.000	30 MAR 1983	_____
09:31:00	197	HAENEN Chantal	H5	NED	100.000	22 APR 1997	_____
09:32:00	186	MOSHKOVICH Svetlana	H4	AUT	100.000	4 JUN 1983	_____
09:33:00	190	JANSEN Jennette	H4	NED	100.000	17 APR 1968	_____
09:34:00	198	MASTERS Oksana	H5	USA	100.000	19 JUN 1989	_____

Entries / NPCs	Race Configuration	Total Race Distance
13 / 9	1 lap of 14.1 Km	14.1km



## Results

### Résultats

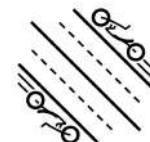
Rank	Race Number	Name	Sport Class	NPC Code	Intermediate Points at 5.8km	Time	Factor (%)	Final Time with % Factor
1	198	MASTERS Oksana	H5	USA	8:35.79 (2)	23:45.20 (1) 15:09.41 (1)	100.000	<b>23:45.20</b>
2	197	HAENEN Chantal	H5	NED	8:10.93 (1)	23:51.44 (2) 15:40.51 (2)	100.000	<b>23:51.44</b>
3	193	SUN Bianbian	H5	CHN	8:42.06 (3)	25:13.07 (3) 16:31.01 (3)	100.000	<b>25:13.07</b>
4	190	JANSEN Jennette	H4	NED	8:54.89 (5)	25:46.87 (4) 16:51.98 (4)	100.000	<b>25:46.87</b>
5	196	VITELARU Ana Maria	H5	ITA	9:15.20 (6)	26:16.93 (5) 17:01.73 (5)	100.000	<b>26:16.93</b>
6	194	ESKAU Andrea	H5	GER	8:50.32 (4)	26:35.88 (6) 17:45.56 (6)	100.000	<b>26:35.88</b>
7	195	AERE Katia	H5	ITA	9:20.59 (8)	27:07.35 (7) 17:46.76 (7)	100.000	<b>27:07.35</b>
8	186	MOSHKOVICH Svetlana	H4	AUT	9:19.72 (7)	27:15.05 (8) 17:55.33 (8)	100.000	<b>27:15.05</b>
9	191	TANGEN Suzanna	H4	NOR	9:25.24 (9)	27:37.70 (9) 18:12.46 (9)	100.000	<b>27:37.70</b>
10	192	STOECKLI Sandra	H4	SUI	9:31.25(12)	28:28.29 (10) 18:57.04 (10)	100.000	<b>28:28.29</b>
11	189	LEE Doyeon	H4	KOR	9:26.49(10)	28:36.01 (11) 19:09.52 (11)	100.000	<b>28:36.01</b>
12	188	RUFFATO Giulia	H4	ITA	9:30.12(11)	28:40.43 (12) 19:10.31 (12)	100.000	<b>28:40.43</b>
13	187	WIBMER Cornelia	H4	AUT	11:31.44(13)	34:31.97 (13) 23:00.53 (13)	100.000	<b>34:31.97</b>

Average Speed	Race Configuration	Total Race Distance
35.616km/h	1 lap of 14.1 Km	14.1km

Participants						Weather	Temperature (°C)
Entries / NPCs	Ranked	DNF	DSQ	DQB	DNS		
13 / 9	13	0	0	0	0	Overcast	17

**Note:**  
All times shown are real times unless otherwise indicated.

**Legend:**  
**DNF** Did Not Finish      **DNS** Did Not Start      **DQB** Disqualified for unsportsmanlike behaviour  
**DSQ** Disqualified



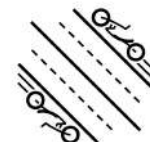
### Start List

Liste de départ

Start Time	Race Number	Name	Sport Class	NPC Code	Factor (%)	Date of Birth	Time
09:02:00	145	CUSTODIA da SILVA Sabrina	C2	BRA	97.020	11 SEP 1991	
09:03:00	146	MUNEVAR FLOREZ Daniela Carolina	C2	COL	97.020	18 JUL 1995	
09:04:00	151	PEMBLE Mel	C3	CAN	100.000	22 APR 2000	
09:05:00	153	TIMOTHY Richael	C3	IRL	100.000	27 APR 1995	
09:06:00	149	GADERIYA Jyoti	C2	IND	97.020	29 NOV 1997	
09:07:00	156	BROWN Clara	C3	USA	100.000	3 NOV 1995	
09:08:00	144	REID Amanda	C2	AUS	97.020	12 NOV 1996	
09:09:00	152	WANG Xiaomei	C3	CHN	100.000	20 AUG 2000	
09:10:00	147	SCHRAGER Daphne	C2	GBR	97.020	24 DEC 2000	
09:11:00	142	QIAN Wangwei	C1	CHN	90.850	24 SEP 1994	
09:12:00	143	BROWN Frances	C1	GBR	90.850	10 OCT 1984	
09:13:00	157	WHITMORE Jamie	C3	USA	100.000	4 MAY 1976	
09:14:00	150	RIGLING Flurina	C2	SUI	97.020	22 SEP 1996	
09:15:00	155	BECK Anna	C3	SWE	100.000	24 NOV 1979	
09:16:00	148	HAUSBERGER Maike	C2	GER	97.020	9 JAN 1995	
09:17:00	154	SUGIURA Keiko	C3	JPN	100.000	26 DEC 1970	

Entries / NPCs	Race Configuration	Total Race Distance
16 / 13	1 lap of 14.1 Km	14.1km





## Results

### Résultats

Rank	Race Number	Name	Sport Class	NPC Code	Intermediate Points at 5.8km	Time	Factor (%)	Final Time with % Factor
1	148	HAUSBERGER Maike	C2	GER	7:49.62 (1)	22:10.09 (2) 14:20.47 (2)	97.020	<b>21:30.45</b>
2	143	BROWN Frances	C1	GBR	8:39.70(12)	23:57.73 (9) 15:18.03 (8)	90.850	<b>21:46.18</b>
3	155	BECK Anna	C3	SWE	7:50.60 (2)	21:54.71 (1) 14:04.11 (1)	100.000	<b>21:54.71</b>
4	150	RIGLING Flurina	C2	SUI	8:08.70 (5)	22:35.40 (3) 14:26.70 (3)	97.020	<b>21:55.01</b>
5	147	SCHRAGER Daphne	C2	GBR	8:12.51 (7)	22:56.94 (6) 14:44.43 (6)	97.020	<b>22:15.91</b>
6	154	SUGIURA Keiko	C3	JPN	8:10.99 (6)	22:38.53 (4) 14:27.54 (4)	100.000	<b>22:38.53</b>
7	152	WANG Xiaomei	C3	CHN	8:03.29 (4)	22:44.59 (5) 14:41.30 (5)	100.000	<b>22:44.59</b>
8	156	BROWN Clara	C3	USA	8:02.39 (3)	22:58.00 (7) 14:55.61 (7)	100.000	<b>22:58.00</b>
9	142	QIAN Wangwei	C1	CHN	9:06.74(13)	25:35.09 (12) 16:28.35 (12)	90.850	<b>23:14.63</b>
10	146	MUNEVAR FLOREZ Daniela Carolina	C2	COL	8:20.45 (8)	24:12.75 (10) 15:52.30 (10)	97.020	<b>23:29.46</b>
11	157	WHITMORE Jamie	C3	USA	8:22.34 (9)	23:57.57 (8) 15:35.23 (9)	100.000	<b>23:57.57</b>
12	153	TIMOTHY Richael	C3	IRL	8:26.40(10)	24:32.40 (11) 16:06.00 (11)	100.000	<b>24:32.40</b>
13	144	REID Amanda	C2	AUS	8:38.24(11)	26:06.41 (14) 17:28.17 (14)	97.020	<b>25:19.73</b>
14	151	PEMBLE Mel	C3	CAN	9:15.30(15)	26:05.83 (13) 16:50.53 (13)	100.000	<b>26:05.83</b>
15	145	CUSTODIA da SILVA Sabrina	C2	BRA	9:08.07(14)	27:54.55 (15) 18:46.48 (15)	97.020	<b>27:04.65</b>
16	149	GADERIYA Jyoti	C2	IND	10:04.94(16)	30:55.45 (16) 20:50.51 (16)	97.020	<b>30:00.16</b>

Average Speed	Race Configuration	Total Race Distance
38.163km/h	1 lap of 14.1 Km	14.1km

Participants						Weather	Temperature (°C)
Entries / NPCs	Ranked	DNF	DSQ	DQB	DNS		
16 / 13	16	0	0	0	0	Overcast	17

**Note:**  
All times shown are real times unless otherwise indicated.

**Legend:**  
**DNF** Did Not Finish      **DNS** Did Not Start      **DQB** Disqualified for unsportsmanlike behaviour  
**DSQ** Disqualified





Clichy-sous-bois

Clichy-sous-bois

WED 4 SEP 2024

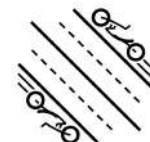
Start Time 8:14

Para Cycling Road

Para cyclisme sur route

Women's C4 Individual Time Trial

contre-la-montre individuel C4 - femmes

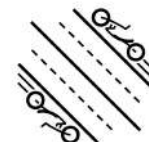


## Start List

Liste de départ

Start Time	Race Number	Name	NPC Code	Date of Birth	Time
08:14:00	160	O'BRIEN Kate	CAN	23 JUL 1988	_____
08:15:00	163	TAYLOR Anna Grace	NZL	7 AUG 1991	_____
08:16:00	162	LI Xiaohui	CHN	28 JUL 1992	_____
08:17:00	159	PETRICOLA Emily	AUS	24 APR 1980	_____
08:18:00	161	SHAW Keely	CAN	18 JUL 1994	_____
08:19:00	158	LEMON Meg	AUS	5 OCT 1989	_____
08:20:00	165	BOSCO Samantha	USA	18 FEB 1987	_____
08:21:00	164	MATILE-DOERIG Franziska	SUI	26 MAR 1992	_____
08:22:00	166	MORELLI Shawn	USA	29 MAR 1976	_____

Entries / NPCs	Race Configuration	Total Race Distance
9 / 6	1 lap of 14.1 Km	14.1km



## Results

### Résultats

Rank	Race Number	Name	NPC Code	Intermediate Points at 5.8km	Final Time	Time Behind	Average Speed
1	165	BOSCO Samantha	USA	7:36.13 (2)	<b>21:39.24 (1)</b> 14:03.11 (3)	+0.00	39.069
2	158	LEMON Meg	AUS	7:54.74 (4)	<b>21:44.16 (2)</b> 13:49.42 (1)	+4.92	38.922
3	164	MATILE-DOERIG Franziska	SUI	7:33.35 (1)	<b>21:44.33 (3)</b> 14:10.98 (5)	+5.09	38.917
4	159	PETRICOLA Emily	AUS	7:47.97 (3)	<b>21:48.44 (4)</b> 14:00.47 (2)	+9.20	38.794
5	161	SHAW Keely	CAN	8:03.28 (5)	<b>22:09.19 (5)</b> 14:05.91 (4)	+29.95	38.189
6	166	MORELLI Shawn	USA	8:05.79 (6)	<b>22:53.35 (6)</b> 14:47.56 (6)	+1:14.11	36.961
7	163	TAYLOR Anna Grace	NZL	8:12.02 (7)	<b>23:48.67 (7)</b> 15:36.65 (8)	+2:09.43	35.530
8	162	LI Xiaohui	CHN	8:50.77 (8)	<b>24:03.84 (8)</b> 15:13.07 (7)	+2:24.60	35.156
	160	O'BRIEN Kate	CAN	11:01.04 (9)	<b>DNF</b>		

Average Speed	Race Configuration	Total Race Distance
39.069km/h	1 lap of 14.1 Km	14.1km

Participants						Weather	Temperature (°C)
Entries / NPCs	Ranked	DNF	DSQ	DQB	DNS		
9 / 6	8	1	0	0	0	Overcast	17

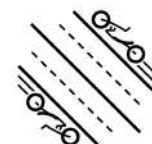
**Legend:**

**DNF** Did Not Finish

**DNS** Did Not Start

**DQB** Disqualified for unsportsmanlike behaviour

**DSQ** Disqualified

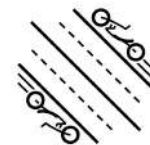


### Start List

Liste de départ

Start Time	Race Number	Name	NPC Code	Date of Birth	Time
08:00:00	171	PATOUILLET Marie	FRA	7 AUG 1988	_____
08:01:00	169	OSSA VELOZA Paula Andrea	COL	25 MAR 1992	_____
08:02:00	170	GAUGAIN Heidi	FRA	30 NOV 2004	_____
08:03:00	174	MELE Eleonora	ITA	28 MAY 1980	_____
08:04:00	175	MURRAY Nicole	NZL	13 OCT 1992	_____
08:05:00	173	CRETI Claudia	ITA	24 MAY 1996	_____
08:06:00	168	FORSTER Alana	AUS	4 MAY 1986	_____
08:07:00	172	STOREY Sarah	GBR	26 OCT 1977	_____

Entries / NPCs	Race Configuration	Total Race Distance
8 / 6	1 lap of 14.1 Km	14.1km



## Results

### Résultats

Rank	Race Number	Name	NPC Code	Intermediate Points at 5.8km	Final Time	Time Behind	Average Speed
1	172	STOREY Sarah	GBR	7:22.35 (2)	<b>20:22.15 (1)</b> 12:59.80 (1)	+0.00	41.533
2	170	GAUGAIN Heidi	FRA	7:15.17 (1)	<b>20:26.84 (2)</b> 13:11.67 (2)	+4.69	41.375
3	168	FORSTER Alana	AUS	7:38.57 (3)	<b>21:00.48 (3)</b> 13:21.91 (3)	+38.33	40.270
4	175	MURRAY Nicole	NZL	7:42.18 (4)	<b>21:46.26 (4)</b> 14:04.08 (5)	+1:24.11	38.859
5	171	PATOUILLET Marie	FRA	7:48.81 (6)	<b>21:49.72 (5)</b> 14:00.91 (4)	+1:27.57	38.756
6	174	MELE Eleonora	ITA	8:00.47 (7)	<b>22:27.90 (6)</b> 14:27.43 (6)	+2:05.75	37.659
7	169	OSSA VELOZA Paula Andrea	COL	7:47.54 (5)	<b>22:48.31 (7)</b> 15:00.77 (7)	+2:26.16	37.097
8	173	CRETI Claudia	ITA	8:05.69 (8)	<b>23:23.93 (8)</b> 15:18.24 (8)	+3:01.78	36.156

Average Speed	Race Configuration	Total Race Distance
41.533km/h	1 lap of 14.1 Km	14.1km

Participants						Weather	Temperature (°C)
Entries / NPCs	Ranked	DNF	DSQ	DQB	DNS		
8 / 6	8	0	0	0	0	Overcast	17

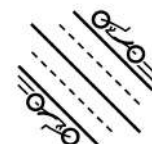
**Legend:**

**DNF** Did Not Finish

**DNS** Did Not Start

**DQB** Disqualified for unsportsmanlike behaviour

**DSQ** Disqualified

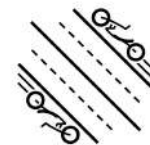


### Start List

Liste de départ

Start Time	Race Number	Name	Sport Class	NPC Code	Factor (%)	Date of Birth	Time
10:33:00	200	GONZALEZ GUERRERO Dulce Maria	T1	MEX	88.770	1 SEP 1997	_____
10:34:00	202	LUND Emma	T2	DEN	100.000	2 JUL 1997	_____
10:35:00	201	van SOEST Marieke	T1	NED	88.770	23 APR 1987	_____
10:36:00	199	VEJVODOVA Pavlina	T1	CZE	88.770	1 JUN 1989	_____
10:37:00	204	van TILL Celine	T2	SUI	100.000	20 JUN 1991	_____
10:38:00	203	MAJUNKE Jana	T2	GER	100.000	21 AUG 1990	_____

Entries / NPCs	Race Configuration	Total Race Distance
6 / 6	1 lap of 14.1 Km	14.1km



## Results

### Résultats

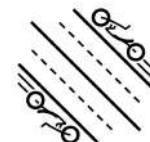
Rank	Race Number	Name	Sport Class	NPC Code	Intermediate Points at 5.8km	Time	Factor (%)	Final Time with % Factor
1	201	van SOEST Marieke	T1	NED	10:07.85 (2)	29:03.58 (3) 18:55.73 (3)	88.770	<b>25:47.78</b>
2	204	van TILL Celine	T2	SUI	9:55.73 (1)	27:58.13 (1) 18:02.40 (1)	100.000	<b>27:58.13</b>
3	202	LUND Emma	T2	DEN	10:11.52 (3)	28:52.13 (2) 18:40.61 (2)	100.000	<b>28:52.13</b>
4	199	VEJVODOVA Pavlina	T1	CZE	10:59.03 (5)	32:33.11 (5) 21:34.08 (5)	88.770	<b>28:53.78</b>
5	203	MAJUNKE Jana	T2	GER	10:32.15 (4)	29:40.76 (4) 19:08.61 (4)	100.000	<b>29:40.76</b>
6	200	GONZALEZ GUERRERO Dulce Maria	T1	MEX	11:35.36 (6)	33:47.43 (6) 22:12.07 (6)	88.770	<b>29:59.75</b>

Average Speed	Race Configuration	Total Race Distance
29.113km/h	1 lap of 14.1 Km	14.1km

Participants						Weather	Temperature (°C)
Entries / NPCs	Ranked	DNF	DSQ	DQB	DNS		
6 / 6	6	0	0	0	0	Partly cloudy	18

**Note:**  
All times shown are real times unless otherwise indicated.

**Legend:**  
**DNF** Did Not Finish      **DNS** Did Not Start      **DQB** Disqualified for unsportsmanlike behaviour  
**DSQ** Disqualified



## Start List

Liste de départ

**REVISED**  
4 SEP 14:58

Start Time	Race Number	Name	Sport Class	NPC Code	Date of Birth	Time
15:09:00	24	JANNERING Louise	B	SWE	8 JUL 1997	
		NILSSON Catrin	PLT	SWE	8 JUL 1985	
15:10:00	19	HEALION Josephine	B	IRL	21 SEP 1995	
		McCRYSTAL Eve	PLT	IRL	28 JUL 1978	
15:11:00	14	CENTIS Anne-Sophie	B	FRA	24 SEP 1983	
		DELZENNE Elise	PLT	FRA	28 JAN 1989	
15:12:00	16	JORDAN Elizabeth	B	GBR	7 NOV 1997	
		KHAN Dannielle	PLT	GBR	1 SEP 1995	
15:13:00	21	MUHAMMAD ZAMRI Nur Suraiya	B	MAS	2 SEP 1995	
		MOHD ADNAN Farina Shawati	PLT	MAS	17 JUL 1996	
15:14:00	15	FACHIE Lora	B	GBR	4 SEP 1988	
		HALL Corrine	PLT	GBR	20 FEB 1991	
15:15:00	25	BOONMALERT Watcharobon	B	THA	24 DEC 1987	
		KESTHONGLANG Kanyarat	PLT	THA	6 OCT 1999	
15:16:00	17	UNWIN Sophie	B	GBR	23 JUL 1994	
		HOLL Jenny	PLT	GBR	13 SEP 1999	
15:17:00	22	KUTER Patrycja	B	POL	20 JUN 1993	
		KORNASIEWICZ Katarzyna	PLT	POL	16 FEB 1980	
15:18:00	18	DUNLEVY Katie-George	B	IRL	26 NOV 1981	
		KELLY Linda	PLT	IRL	14 OCT 1993	

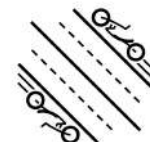
Entries / NPCs	Race Configuration	Total Race Distance
10 / 7	2 laps or 28.3 Km	28.3km

**Legend:**

PLT Pilot

**REVISED**

Race rescheduled by commissaires



## Results

### Résultats

Rank	Race Number	Name	Sport Class	NPC Code	Intermediate Points			Final Time	Time Behind	Average Speed
					at 14.1km					
1	18	<b>DUNLEVY Katie-George</b>	B	IRL	6:55.99 (2)	18:51.11 (1)	25:49.21 (1)	<b>38:16.58 (1)</b>	+0.00	44.362
		KELLY Linda	PLT	IRL		18:51.11 (1)		19:25.47 (1)		
2	17	<b>UNWIN Sophie</b>	B	GBR	6:45.04 (1)	19:31.46 (2)	26:36.09 (2)	<b>39:40.18 (2)</b>	+1:23.60	42.803
		HOLL Jenny	PLT	GBR		19:31.46 (2)		20:08.72 (2)		
3	15	<b>FACHIE Lora</b>	B	GBR	7:07.16 (4)	20:09.33 (3)	27:31.33 (3)	<b>40:41.30 (3)</b>	+2:24.72	41.732
		HALL Corrine	PLT	GBR		20:09.33 (3)		20:31.97 (3)		
4	14	<b>CENTIS Anne-Sophie</b>	B	FRA	7:00.11 (3)	20:33.10 (5)	27:51.38 (4)	<b>41:39.65 (4)</b>	+3:23.07	40.758
		DELZENNE Elise	PLT	FRA		20:33.10 (5)		21:06.55 (4)		
5	19	<b>HEALION Josephine</b>	B	IRL	7:08.13 (5)	20:32.89 (4)	28:01.11 (5)	<b>41:57.61 (5)</b>	+3:41.03	40.467
		McCRYSTAL Eve	PLT	IRL		20:32.89 (4)		21:24.72 (5)		
6	16	<b>JORDAN Elizabeth</b>	B	GBR	7:11.80 (6)	21:16.30 (7)	29:03.22 (6)	<b>42:59.54 (6)</b>	+4:42.96	39.495
		KHAN Dannielle	PLT	GBR		21:16.30 (7)		21:43.24 (7)		
7	24	<b>JANNERING Louise</b>	B	SWE	7:37.79 (8)	21:45.50 (8)	29:19.05 (7)	<b>43:19.76 (7)</b>	+5:03.18	39.188
		NILSSON Catrin	PLT	SWE		21:45.50 (8)		21:34.26 (6)		
8	22	<b>KUTER Patrycja</b>	B	POL	7:17.78 (7)	20:58.79 (6)	29:45.40 (8)	<b>43:34.75 (8)</b>	+5:18.17	38.964
		KORNASIEWICZ Katarzyna	PLT	POL		20:58.79 (6)		22:35.96 (8)		
9	25	<b>BOONMALERT Watcharobon</b>	B	THA	8:09.69 (9)	24:06.54 (9)	32:48.33 (9)	<b>49:25.00 (9)</b>	+11:08.4 2	34.361
		KESTHONGLANG Kanyarat	PLT	THA		24:06.54 (9)		25:18.46 (9)		
10	21	<b>MUHAMMAD ZAMRI Nur Suraiya</b>	B	MAS	8:17.40(10)	25:09.99(10)	33:49.39(10)	<b>50:48.55 (10)</b>	+12:31.9 7	33.419
		MOHD ADNAN Farina Shawati	PLT	MAS		25:09.99(10)		25:38.56 (10)		

Average Speed	Race Configuration	Total Race Distance
44.362km/h	2 laps or 28.3 Km	28.3km

Participants						Weather	Temperature (°C)
Entries / NPCs	Ranked	DNF	DSQ	DQB	DNS		
10 / 7	10	0	0	0	0	Overcast	22

**Legend:**

DNF Did Not Finish      DNS Did Not Start      DQB Disqualified for unsportsmanlike behaviour  
DSQ Disqualified      PLT Pilot





Clichy-sous-bois

Clichy-sous-bois

THU 5 SEP 2024

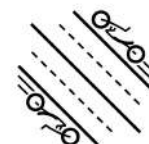
Start Time 10:30

Para Cycling Road

Para cyclisme sur route

Men's H1-2 Road Race

course sur route H1-2 - hommes



## Start List

Liste de départ

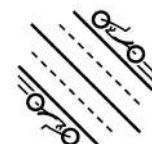
REVISED  
5 SEP 9:29

Race Number	Name	Sport Class	NPC Code
94	FRUEH Benjamin	H1	SUI
97	HASDAI Amit	H2	ISR
89	HORDIES Maxime	H1	BEL
90	JAHODA Patrik	H1	CZE
95	GARROTE MUNOZ Sergio	H2	ESP
99	MEAD Rory	H2	NZL
92	CORNEGLIANI Fabrizio	H1	ITA
98	MAZZONE Luca	H2	ITA
100	WILLS Cody	H2	USA
96	JOUANNY Florian	H2	FRA
93	du PREEZ Nicolas Pieter	H1	RSA

Entries / NPCs	Race Configuration	Total Race Distance
11 / 10	3 laps of 14.2 Km	42.6km

REVISED

Race rescheduled due to weather conditions



## Results

### Résultats

Rank	Race Number	Name	Sport Class	NPC Code	Final Time	Time Behind
1	96	JOUANNY Florian	H2	FRA	1:20:18	+0
2	95	GARROTE MUNOZ Sergio	H2	ESP	1:20:40	+22
3	98	MAZZONE Luca	H2	ITA	1:27:58	+7:40
4	99	MEAD Rory	H2	NZL	1:40:34	+20:16
5	100	WILLS Cody	H2	USA	1:50:59	+30:41
6	94	FRUEH Benjamin	H1	SUI	-1LAP	
	89	HORDIES Maxime	H1	BEL	DNF	
	92	CORNEGLIANI Fabrizio	H1	ITA	DNF	
	93	du PREEZ Nicolas Pieter	H1	RSA	DNF	
	97	HASDAI Amit	H2	ISR	DNF	
	90	JAHODA Patrik	H1	CZE	DNS	

Average Speed	Race Configuration	Total Race Distance
31.831km/h	3 laps of 14.2 Km	42.6km

Participants						Weather	Temperature (°C)
Entries / NPCs	Ranked	DNF	DSQ	DQB	DNS		
11 / 10	6	4	0	0	1	Rain	15

**Legend:**

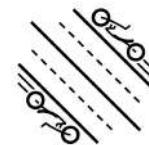
**DNF** Did Not Finish

**DNS** Did Not Start

**DQB** Disqualified for unsportsmanlike behaviour

**DSQ** Disqualified

**LAP** Lapped



**Race Analysis**  
Analyse de la course

**After: Finish**

Rank	Race Number	Name	Sport Class	NPC Code	Lap 1	Lap 2	Finish
1	96	JOUANNY Florian	H2	FRA	26:45 (2) +14	53:54 (1) +0	<b>1:20:18</b> <b>+0</b>
2	95	GARROTE MUNOZ Sergio	H2	ESP	26:31 (1) +0	53:54 (2) +0	<b>1:20:40</b> <b>+22</b>
3	98	MAZZONE Luca	H2	ITA	28:43 (3) +2:12	57:56 (3) +4:02	<b>1:27:58</b> <b>+7:40</b>
4	99	MEAD Rory	H2	NZL	33:21 (4) +6:50	1:06:37 (4) +12:43	<b>1:40:34</b> <b>+20:16</b>
5	100	WILLS Cody	H2	USA	35:40 (5) +9:09	1:13:01 (5) +19:07	<b>1:50:59</b> <b>+30:41</b>
6	94	FRUEH Benjamin	H1	SUI	46:42 (6) +20:11	1:33:19 (6) +39:25	<b>-1LAP</b>
	89	HORDIES Maxime	H1	BEL	49:45 (7) +23:14		<b>DNF</b>
	92	CORNEGLIANI Fabrizio	H1	ITA	49:45 (8) +23:14		<b>DNF</b>
	93	du PREEZ Nicolas Pieter	H1	RSA			<b>DNF</b>
	97	HASDAI Amit	H2	ISR			<b>DNF</b>
	90	JAHODA Patrik	H1	CZE			<b>DNS</b>

Timing Point	Lap 1	Lap 2	Lap 3
<b>Race Distance</b>	14.2km	28.4km	42.6km

**Note:**  
Intermediate (lap) times are information recorded from transponders. Final time used for ranking at the end of the race is determined with photo-finish for all riders.

**Legend:**  
**DNF** Did Not Finish    **DNS** Did Not Start    **LAP** Lapped



Clichy-sous-bois

Clichy-sous-bois

THU 5 SEP 2024

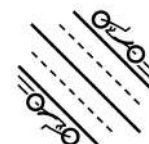
Start Time 16:05

Para Cycling Road

Para cyclisme sur route

Men's H3 Road Race

course sur route H3 - hommes



## Start List

Liste de départ

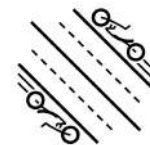
REVISED  
5 SEP 10:20

Race Number	Name	NPC Code
101	ODENT Marvin	BEL
103	GARCIA MARQUINA Luis Miguel	ESP
106	MESTRONI Federico	ITA
107	PINI Martino	ITA
108	TESTA Mirko	ITA
110	LYONS Brandon	USA
102	MOREAU Charles	CAN
105	QUAILE Johan	FRA
104	BOSREDON Mathieu	FRA
111	ESPINOZA BALZA Richard	VEN
109	MEKENKAMP Mark	NED

Entries / NPCs	Race Configuration	Total Race Distance
11 / 8	4 laps of 14.2 Km	56.8km

REVISED

Track configuration changed



**Results**  
Résultats

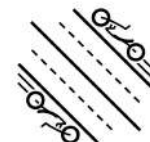
Rank	Race Number	Name	NPC Code	Final Time	Time Behind
1	104	BOSREDON Mathieu	FRA	1:34:36	+0
2	105	QUAILE Johan	FRA	1:35:57	+1:21
3	108	TESTA Mirko	ITA	1:39:38	+5:02
4	103	GARCIA MARQUINA Luis Miguel	ESP	1:39:39	+5:03
5	107	PINI Martino	ITA	"	"
6	101	ODENT Marvin	BEL	1:40:00	+5:24
7	110	LYONS Brandon	USA	1:44:22	+9:46
8	109	MEKENKAMP Mark	NED	1:45:14	+10:38
9	111	ESPINOZA BALZA Richard	VEN	1:53:13	+18:37
	102	MOREAU Charles	CAN	DNF	
	106	MESTRONI Federico	ITA	DNF	

Average Speed	Race Configuration	Total Race Distance
36.025km/h	4 laps of 14.2 Km	56.8km

Participants						Weather	Temperature (°C)
Entries / NPCs	Ranked	DNF	DSQ	QDB	DNS		
11 / 8	9	2	0	0	0	Light rain	16

**Legend:**

**DNF** Did Not Finish      **DNS** Did Not Start      **QDB** Disqualified for unsportsmanlike behaviour  
**DSQ** Disqualified



**Race Analysis**  
Analyse de la course

**After: Finish**

Rank	Race Number	Name	NPC Code	Lap 1	Lap 2	Lap 3	Finish
1	104	BOSREDON Mathieu	FRA	22:46 (1) +0	48:10 (5) +0	1:11:16 (1) +0	<b>1:34:36</b> <b>+0</b>
2	105	QUAILE Johan	FRA	23:50 (5) +1:04	48:10 (3) +0	1:11:34 (2) +18	<b>1:35:57</b> <b>+1:21</b>
3	108	TESTA Mirko	ITA	23:50 (3) +1:04	48:10 (2) +0	1:13:27 (4) +2:11	<b>1:39:38</b> <b>+5:02</b>
4	103	GARCIA MARQUINA Luis Miguel	ESP	23:50 (4) +1:04	48:10 (1) +0	1:13:27 (5) +2:11	<b>1:39:39</b> <b>+5:03</b>
5	107	PINI Martino	ITA	23:50 (6) +1:04	48:18 (6) +8	1:13:27 (6) +2:11	<b>1:39:39</b> <b>+5:03</b>
6	101	ODENT Marvin	BEL	23:50 (2) +1:04	48:10 (4) +0	1:13:27 (3) +2:11	<b>1:40:00</b> <b>+5:24</b>
7	110	LYONS Brandon	USA	24:50 (8) +2:04	50:41 (8) +2:31	1:17:13 (7) +5:57	<b>1:44:22</b> <b>+9:46</b>
8	109	MEKENKAMP Mark	NED	24:55 (9) +2:09	50:52 (9) +2:42	1:17:46 (8) +6:30	<b>1:45:14</b> <b>+10:38</b>
9	111	ESPINOZA BALZA Richard	VEN	26:25 (11) +3:39	54:12 (10) +6:02	1:23:36 (9) +12:20	<b>1:53:13</b> <b>+18:37</b>
	102	MOREAU Charles	CAN	23:50 (7) +1:04	49:58 (7) +1:48		<b>DNF</b>
	106	MESTRONI Federico	ITA	26:10 (10) +3:24			<b>DNF</b>

Timing Point	Lap 1	Lap 2	Lap 3	Lap 4
<b>Race Distance</b>	14.2km	28.4km	42.6km	56.8km

**Note:**  
Intermediate (lap) times are information recorded from transponders. Final time used for ranking at the end of the race is determined with photo-finish for all riders.

**Legend:**  
**DNF** Did Not Finish



Clichy-sous-bois

Clichy-sous-bois

THU 5 SEP 2024

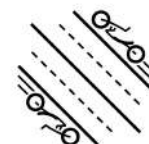
Start Time 16:00

Para Cycling Road

Para cyclisme sur route

Men's H4 Road Race

course sur route H4 - hommes



## Start List

Liste de départ

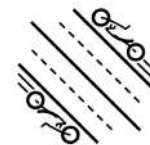
REVISED  
5 SEP 10:20

Race Number	Name	NPC Code
112	FRUEHWIRTH Thomas	AUT
113	GRITSCH Alexander	AUT
114	Van de STEENE Jonas	BEL
119	RECHER Fabian	SUI
115	LEAL FREITAS Ulisses	BRA
121	GAERTNER Travis	USA
122	TINGLEY Matt	USA
116	FRITSCH Joseph	FRA
117	PLAT Jetze	NED
118	WILK Rafal	POL
120	PANALAI Sumas	THA

Entries / NPCs	Race Configuration	Total Race Distance
11 / 9	4 laps of 14.2 Km	56.8km

REVISED

Track configuration changed



**Results**  
Résultats

Rank	Race Number	Name	NPC Code	Final Time	Time Behind
1	117	PLAT Jetze	NED	1:29:15	+0
2	112	FRUEHWIRTH Thomas	AUT	1:29:46	+31
3	118	WILK Rafal	POL	1:34:50	+5:35
4	121	GAERTNER Travis	USA	1:35:30	+6:15
5	119	RECHER Fabian	SUI	1:35:56	+6:41
6	113	GRITSCH Alexander	AUT	1:42:38	+13:23
7	115	LEAL FREITAS Ulisses	BRA	1:45:42	+16:27
8	120	PANALAI Sumas	THA	1:49:03	+19:48
	114	Van de STEENE Jonas	BEL	DNF	
	122	TINGLEY Matt	USA	DNF	
	116	FRITSCH Joseph	FRA	DNF	

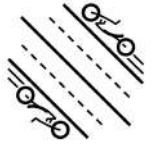
Average Speed	Race Configuration	Total Race Distance
38.185km/h	4 laps of 14.2 Km	56.8km

Participants						Weather	Temperature (°C)
Entries / NPCs	Ranked	DNF	DSQ	DQB	DNS		
11 / 9	8	3	0	0	0	Light rain	16

**Legend:**

**DNF** Did Not Finish      **DNS** Did Not Start      **DQB** Disqualified for unsportsmanlike behaviour  
**DSQ** Disqualified





## Race Analysis

Analyse de la course

### After: Finish

Rank	Race Number	Name	NPC Code	Lap 1	Lap 2	Lap 3	Finish
1	117	PLAT Jetze	NED	21:41 (2) +0	43:28 (2) +0	1:06:13 (2) +0	1:29:15 +0
2	112	FRUEHWIRTH Thomas	AUT	21:41 (1) +0	43:28 (1) +0	1:06:13 (1) +0	1:29:46 +31
3	118	WILK Rafal	POL	22:45 (5) +1:04	46:43 (6) +3:15	1:11:09 (4) +4:56	1:34:50 +5:35
4	121	GAERTNER Travis	USA	22:45 (6) +1:04	46:43 (5) +3:15	1:11:23 (5) +5:10	1:35:30 +6:15
5	119	RECHER Fabian	SUI	21:41 (3) +0	43:37 (3) +9	1:10:30 (3) +4:17	1:35:56 +6:41
6	113	GRITSCH Alexander	AUT	23:57 (7) +2:16	49:24 (7) +5:56	1:15:34 (6) +9:21	1:42:38 +13:23
7	115	LEAL FREITAS Ulisses	BRA	24:55 (9) +3:14	51:06 (8) +7:38	1:18:04 (7) +11:51	1:45:42 +16:27
8	120	PANALAI Sumas	THA	28:47 (10) +7:06	53:59 (9) +10:31	1:21:43 (8) +15:30	1:49:03 +19:48
	114	Van de STEENE Jonas	BEL	21:41 (4) +0	44:23 (4) +55		DNF
	122	TINGLEY Matt	USA	24:06 (8) +2:25			DNF
	116	FRITSCH Joseph	FRA				DNF

Timing Point	Lap 1	Lap 2	Lap 3	Lap 4
Race Distance	14.2km	28.4km	42.6km	56.8km

**Note:**  
Intermediate (lap) times are information recorded from transponders. Final time used for ranking at the end of the race is determined with photo-finish for all riders.

**Legend:**  
DNF Did Not Finish



Clichy-sous-bois

Clichy-sous-bois

THU 5 SEP 2024

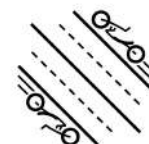
Start Time 13:30

Para Cycling Road

Para cyclisme sur route

Men's H5 Road Race

course sur route H5 - hommes



## Start List

Liste de départ

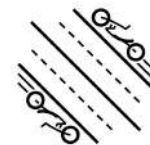
REVISED  
5 SEP 10:19

Race Number	Name	NPC Code
127	COSTA Luis	POR
123	LIU Qiangli	CHN
129	BAL Pavlo	UKR
124	VERGNAUD Loic	FRA
125	de VRIES Tim	NED
126	VALIZE Mitch	NED
128	SRIWICHAI Atachai	THA

Entries / NPCs	Race Configuration	Total Race Distance
7 / 6	4 laps of 14.2 Km	56.8km

REVISED

Start time changed  
Track configuration changed



**Results**  
Résultats

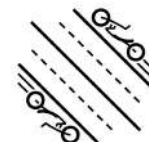
Rank	Race Number	Name	NPC Code	Final Time	Time Behind
1	126	VALIZE Mitch	NED	1:33:12	+0
2	124	VERGNAUD Loic	FRA	1:34:27	+1:15
3	129	BAL Pavlo	UKR	1:37:03	+3:51
4	127	COSTA Luis	POR	1:37:16	+4:04
5	125	de VRIES Tim	NED	1:39:25	+6:13
6	128	SRIWICHAI Atachai	THA	1:40:25	+7:13
	123	LIU Qiangli	CHN	DNF	

Average Speed	Race Configuration	Total Race Distance
36.567km/h	4 laps of 14.2 Km	56.8km

Participants						Weather	Temperature (°C)
Entries / NPCs	Ranked	DNF	DSQ	DQB	DNS		
7 / 6	6	1	0	0	0	Overcast	16

**Legend:**

**DNF** Did Not Finish      **DNS** Did Not Start      **DQB** Disqualified for unsportsmanlike behaviour  
**DSQ** Disqualified



## Race Analysis

Analyse de la course

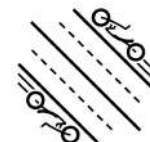
### After: Finish

Rank	Race Number	Name	NPC Code	Lap 1	Lap 2	Lap 3	Finish
1	126	VALIZE Mitch	NED	24:20 (6) +0	47:13 (1) +0	1:09:36 (1) +0	<b>1:33:12</b> <b>+0</b>
2	124	VERGNAUD Loic	FRA	24:20 (2) +0	47:17 (2) +4	1:10:19 (2) +43	<b>1:34:27</b> <b>+1:15</b>
3	129	BAL Pavlo	UKR	24:20 (3) +0	47:31 (3) +18	1:12:09 (4) +2:33	<b>1:37:03</b> <b>+3:51</b>
4	127	COSTA Luis	POR	24:20 (4) +0	47:37 (4) +24	1:12:09 (3) +2:33	<b>1:37:16</b> <b>+4:04</b>
5	125	de VRIES Tim	NED	25:13 (7) +53	49:43 (6) +2:30	1:14:21 (5) +4:45	<b>1:39:25</b> <b>+6:13</b>
6	128	SRIWICHAI Atachai	THA	24:20 (5) +0	48:46 (5) +1:33	1:14:21 (6) +4:45	<b>1:40:25</b> <b>+7:13</b>
	123	LIU Qiangli	CHN	24:20 (1) +0			<b>DNF</b>

Timing Point	Lap 1	Lap 2	Lap 3	Lap 4
<b>Race Distance</b>	14.2km	28.4km	42.6km	56.8km

**Note:**  
Intermediate (lap) times are information recorded from transponders. Final time used for ranking at the end of the race is determined with photo-finish for all riders.

**Legend:**  
**DNF** Did Not Finish

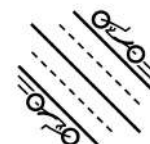


## Start List

Liste de départ

Race Number	Name	Sport Class	NPC Code
55	SCHINDLER Matthias	C3	GER
46	PINAO Telmo	C2	POR
32	TEUBER Michael	C1	GER
52	GRAHAM Finlay	C3	GBR
40	ROBERTSON Matthew	C2	GBR
53	van GASS Jaco	C3	GBR
54	WATSON Benjamin	C3	GBR
34	SHAHARUDDIN Mohamad Yusof Hafizi	C1	MAS
57	AMIZAZAHAN Muhammad Adi Raimie	C3	MAS
31	SENSKA Pierre	C1	GER
47	MIRZOYAROV Golibbek	C2	UZB
45	HILARIO RIMAS Israel	C2	PER
29	LIANG Weicong	C1	CHN
26	LOPEZ Rodrigo Fernando	C1	ARG
38	VROMANT Ewoud	C2	BEL
56	FUJITA Masaki	C3	JPN
43	KAWAMOTO Shota	C2	JPN
41	PAPANGELIS Nikolaos	C2	GRE
58	BRIGGS Devon	C3	NZL
30	TEN ARGILES Ricardo	C1	ESP
50	SANTAS ASENSIO Eduardo	C3	ESP
27	GOMES SOARES Carlos Alberto	C1	BRA
59	MARVIG Henrik	C3	SWE
42	SHAIK Arshad	C2	IND
44	GODDARD MEDICA Esteban	C2	PAN
48	HAYWARD Alexandre	C3	CAN
39	LEAUTE Alexandre	C2	FRA
51	PEYROTON-DARTET Thomas	C3	FRA
36	ALLAN Gordon	C2	AUS
37	HICKS Darren	C2	AUS
33	EL AMRAOUY Haytam	C1	MAR
35	MACIEJEWSKI Zbigniew	C1	POL

Entries / NPCs	Race Configuration	Total Race Distance
32 / 22	5 laps of 14.2 Km	71.0km



## Results

### Résultats

Rank	Race Number	Name	Sport Class	NPC Code	Final Time	Time Behind
1	52	GRAHAM Finlay	C3	GBR	1:43:19	+0
2	51	PEYROTON-DARTET Thomas	C3	FRA	"	"
3	39	LEAUTE Alexandre	C2	FRA	1:43:43	+24
4	48	HAYWARD Alexandre	C3	CAN	1:45:09	+1:50
5	54	WATSON Benjamin	C3	GBR	1:47:14	+3:55
6	53	van GASS Jaco	C3	GBR	"	"
7	40	ROBERTSON Matthew	C2	GBR	1:50:31	+7:12
8	38	VROMANT Ewoud	C2	BEL	1:50:33	+7:14
9	30	TEN ARGILES Ricardo	C1	ESP	1:50:37	+7:18
10	50	SANTAS ASENSIO Eduardo	C3	ESP	1:50:42	+7:23
11	55	SCHINDLER Matthias	C3	GER	"	"
12	59	MARVIG Henrik	C3	SWE	1:50:59	+7:40
13	37	HICKS Darren	C2	AUS	1:51:30	+8:11
14	41	PAPANGELIS Nikolaos	C2	GRE	1:56:08	+12:49
15	56	FUJITA Masaki	C3	JPN	1:56:13	+12:54
16	57	AMIZAZAHAN Muhammad Adi Raimie	C3	MAS	1:56:23	+13:04
17	46	PINAO Telmo	C2	POR	1:56:28	+13:09
18	35	MACIEJEWSKI Zbigniew	C1	POL	1:56:32	+13:13
19	32	TEUBER Michael	C1	GER	1:58:07	+14:48
20	43	KAWAMOTO Shota	C2	JPN	"	"
21	47	MIRZOYAROV Golibbek	C2	UZB	1:59:17	+15:58
22	36	ALLAN Gordon	C2	AUS	2:03:01	+19:42
23	27	GOMES SOARES Carlos Alberto	C1	BRA	2:07:48	+24:29
24	33	EL AMRAOUY Haytam	C1	MAR	2:08:15	+24:56
25	44	GODDARD MEDICA Esteban	C2	PAN	2:08:22	+25:03
26	34	SHAHARUDDIN Mohamad Yusof Hafizi	C1	MAS	2:08:46	+25:27
27	29	LIANG Weicong	C1	CHN	"	"
28	42	SHAIK Arshad	C2	IND	-1LAP	
29	26	LOPEZ Rodrigo Fernando	C1	ARG	-1LAP	
	45	HILARIO RIMAS Israel	C2	PER	DNF	
	31	SENSKA Pierre	C1	GER	DNF	
	58	BRIGGS Devon	C3	NZL	DNS	

Average Speed	Race Configuration	Total Race Distance
41.232km/h	5 laps of 14.2 Km	71.0km

Participants						Weather	Temperature (°C)
Entries / NPCs	Ranked	DNF	DSQ	DQB	DNS		
32 / 22	29	2	0	0	1	Fog	17

**Legend:**

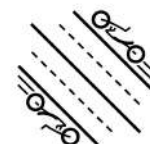
**DNF** Did Not Finish

**DNS** Did Not Start

**DQB** Disqualified for unsportsmanlike behaviour

**DSQ** Disqualified

**LAP** Lapped

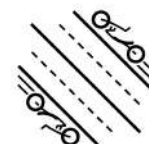


## Race Analysis

Analyse de la course

### After: Finish

Rank	Race Number	Name	Sport Class	NPC Code	Lap 1	Lap 2	Lap 3	Lap 4	Finish
1	52	GRAHAM Finlay	C3	GBR	20:31 (2) +0	40:43 (2) +0	1:01:20 (2) +0	1:22:08 (2) +0	<b>1:43:19</b> <b>+0</b>
2	51	PEYROTON-DARTET Thomas	C3	FRA	20:31 (1) +0	40:43 (1) +0	1:01:20 (3) +0	1:22:08 (3) +0	<b>1:43:19</b> <b>+0</b>
3	39	LEAUTE Alexandre	C2	FRA	20:31 (3) +0	40:43 (4) +0	1:01:20 (1) +0	1:22:08 (1) +0	<b>1:43:43</b> <b>+24</b>
4	48	HAYWARD Alexandre	C3	CAN	20:32 (4) +1	40:43 (3) +0	1:01:23 (4) +3	1:23:04 (4) +56	<b>1:45:09</b> <b>+1:50</b>
5	54	WATSON Benjamin	C3	GBR	20:34 (5) +3	41:35 (5) +52	1:03:03 (5) +1:43	1:24:54 (6) +2:46	<b>1:47:14</b> <b>+3:55</b>
6	53	van GASS Jaco	C3	GBR	20:34 (8) +3	41:35 (7) +52	1:03:03 (6) +1:43	1:24:54 (5) +2:46	<b>1:47:14</b> <b>+3:55</b>
7	40	ROBERTSON Matthew	C2	GBR	20:48 (14) +17	42:20 (11) +1:37	1:05:08 (10) +3:48	1:28:19 (11) +6:11	<b>1:50:31</b> <b>+7:12</b>
8	38	VROMANT Ewoud	C2	BEL	20:56 (15) +25	42:15 (8) +1:32	1:05:08 (12) +3:48	1:28:19 (9) +6:11	<b>1:50:33</b> <b>+7:14</b>
9	30	TEN ARGILES Ricardo	C1	ESP	20:34 (6) +3	42:20 (13) +1:37	1:05:08 (13) +3:48	1:28:19 (13) +6:11	<b>1:50:37</b> <b>+7:18</b>
10	50	SANTAS ASENSIO Eduardo	C3	ESP	20:34 (7) +3	41:35 (6) +52	1:05:01 (7) +3:41	1:28:19 (8) +6:11	<b>1:50:42</b> <b>+7:23</b>
11	55	SCHINDLER Matthias	C3	GER	20:48 (12) +17	42:15 (9) +1:32	1:05:08 (8) +3:48	1:28:19 (10) +6:11	<b>1:50:42</b> <b>+7:23</b>
12	59	MARVIG Henrik	C3	SWE	20:46 (10) +15	42:20 (12) +1:37	1:05:08 (11) +3:48	1:28:19 (12) +6:11	<b>1:50:59</b> <b>+7:40</b>
13	37	HICKS Darren	C2	AUS	20:48 (13) +17	42:20 (10) +1:37	1:05:08 (9) +3:48	1:28:19 (7) +6:11	<b>1:51:30</b> <b>+8:11</b>
14	41	PAPANGELIS Nikolaos	C2	GRE	20:46 (11) +15	43:34 (15) +2:51	1:07:58 (14) +6:38	1:32:30 (14) +10:22	<b>1:56:08</b> <b>+12:49</b>
15	56	FUJITA Masaki	C3	JPN	20:38 (9) +7	42:59 (14) +2:16	1:07:58 (15) +6:38	1:32:30 (15) +10:22	<b>1:56:13</b> <b>+12:54</b>
16	57	AMIZAZAHAN Muhammad Adi Raimie	C3	MAS	20:57 (16) +26	45:04 (17) +4:21	1:09:08 (18) +7:48	1:32:59 (18) +10:51	<b>1:56:23</b> <b>+13:04</b>
17	46	PINAO Telmo	C2	POR	21:17 (18) +46	45:04 (18) +4:21	1:09:08 (17) +7:48	1:32:59 (16) +10:51	<b>1:56:28</b> <b>+13:09</b>
18	35	MACIEJEWSKI Zbigniew	C1	POL	21:17 (17) +46	45:04 (16) +4:21	1:09:08 (16) +7:48	1:32:59 (17) +10:51	<b>1:56:32</b> <b>+13:13</b>
19	32	TEUBER Michael	C1	GER	22:00 (21) +1:29	45:38 (21) +4:55	1:09:24 (21) +8:04	1:33:18 (19) +11:10	<b>1:58:07</b> <b>+14:48</b>
20	43	KAWAMOTO Shota	C2	JPN	22:00 (20) +1:29	45:38 (20) +4:55	1:09:24 (20) +8:04	1:33:18 (20) +11:10	<b>1:58:07</b> <b>+14:48</b>



**Race Analysis**  
Analyse de la course

**After: Finish**

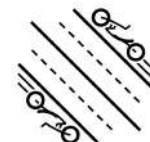
Rank	Race Number	Name	Sport Class	NPC Code	Lap 1	Lap 2	Lap 3	Lap 4	Finish
21	47	MIRZOYAROV Golibbek	C2	UZB	22:06 (24) +1:35	45:38 (19) +4:55	1:09:24 (19) +8:04	1:33:34 (21) +11:26	<b>1:59:17</b> <b>+15:58</b>
22	36	ALLAN Gordon	C2	AUS	22:00 (23) +1:29	45:38 (22) +4:55	1:09:24 (23) +8:04	1:34:06 (22) +11:58	<b>2:03:01</b> <b>+19:42</b>
23	27	GOMES SOARES Carlos Alberto	C1	BRA	23:47 (28) +3:16	48:35 (24) +7:52	1:14:48 (26) +13:28	1:41:52 (24) +19:44	<b>2:07:48</b> <b>+24:29</b>
24	33	EL AMRAOUY Haytam	C1	MAR	23:47 (25) +3:16	48:35 (26) +7:52	1:14:48 (24) +13:28	1:41:52 (26) +19:44	<b>2:08:15</b> <b>+24:56</b>
25	44	GODDARD MEDICA Esteban	C2	PAN	23:47 (26) +3:16	48:35 (25) +7:52	1:14:48 (25) +13:28	1:41:52 (25) +19:44	<b>2:08:22</b> <b>+25:03</b>
26	34	SHAHARUDDIN Mohamad Yusof Hafizi	C1	MAS	22:00 (22) +1:29	45:38 (23) +4:55	1:09:24 (22) +8:04	1:34:57 (23) +12:49	<b>2:08:46</b> <b>+25:27</b>
27	29	LIANG Weicong	C1	CHN	23:47 (27) +3:16	48:35 (27) +7:52	1:14:48 (27) +13:28	1:41:54 (27) +19:46	<b>2:08:46</b> <b>+25:27</b>
28	42	SHAIK Arshad	C2	IND	26:15 (30) +5:44	53:52 (28) +13:09	1:23:02 (28) +21:42	1:51:43 (28) +29:35	<b>-1LAP</b>
29	26	LOPEZ Rodrigo Fernando	C1	ARG	26:15 (29) +5:44	53:52 (29) +13:09	1:23:33 (29) +22:13	1:54:17 (29) +32:09	<b>-1LAP</b>
	45	HILARIO RIMAS Israel	C2	PER	22:00 (19) +1:29				<b>DNF</b>
	31	SENSKA Pierre	C1	GER	26:53 (31) +6:22				<b>DNF</b>
	58	BRIGGS Devon	C3	NZL					<b>DNS</b>

Timing Point	Lap 1	Lap 2	Lap 3	Lap 4	Lap 5
<b>Race Distance</b>	14.2km	28.4km	42.6km	56.8km	71.0km

**Note:**  
Intermediate (lap) times are information recorded from transponders. Final time used for ranking at the end of the race is determined with photo-finish for all riders.

**Legend:**  
**DNF** Did Not Finish    **DNS** Did Not Start    **LAP** Lapped



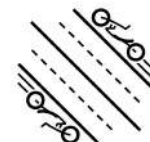


## Start List

Liste de départ

Race Number	Name	Sport Class	NPC Code
75	LAESSER Franz-Josef	C5	AUT
68	GRIMES Ronan	C4	IRL
66	ATKINSON Archie	C4	GBR
81	HUNT Blaine	C5	GBR
77	MOYA CONTRERAS Hernan	C5	CHI
85	ALBEDWAWI Ahmed	C5	UAE
88	ABDULLAEV Azimbek	C5	UZB
61	CLINCKE Louis	C4	BEL
62	RODRIGUEZ HERNANDEZ Jose Frank	C4	DOM
72	KURIL Patrik	C4	SVK
78	MATIZ RUIZ Edwin Fabian	C5	COL
79	VARGAS VILLANUEVA Carlos Andres	C5	COL
73	METELKA Jozef	C4	SVK
70	NOVAK Carol-Eduard	C4	ROU
63	RAMOS SANCHEZ Damian	C4	ESP
76	MOURO CHAMAN Lauro Cesar	C5	BRA
69	GAILISS Oskars	C4	LAT
71	ZEMP Timothy	C4	SUI
67	IMAMMUDDIN Muhammad Fadli	C4	INA
86	DEMENTYEV Yehor	C5	UKR
87	GARDON Elouan	C5	USA
80	FOULON Dorian	C5	FRA
65	le ROUSSEAU Gatien	C4	FRA
64	le CUNFF Kevin	C4	FRA
82	WERMESER Zsombor	C5	HUN
84	van de POL Martin	C5	NED
83	ABRAHAM GEBRU Daniel	C5	NED
74	DONOHUE Alistair	C5	AUS
60	BODDINGTON Korey	C4	AUS

Entries / NPCs	Race Configuration	Total Race Distance
29 / 22	7 laps of 14.2 Km	99.4km



## Results

### Résultats


Rank	Race Number	Name	Sport Class	NPC Code	Final Time	Time Behind
1	86	DEMENTYEV Yehor	C5	UKR	2:18:59	+0
2	64	le CUNFF Kevin	C4	FRA	"	"
3	84	van de POL Martin	C5	NED	"	"
4	65	le ROUSSEAU Gatien	C4	FRA	"	"
5	76	MOURO CHAMAN Lauro Cesar	C5	BRA	2:25:58	+6:59
6	74	DONOHUE Alistair	C5	AUS	"	"
7	87	GARDON Elouan	C5	USA	"	"
8	80	FOULON Dorian	C5	FRA	"	"
9	83	ABRAHAM GEBRU Daniel	C5	NED	2:26:00	+7:01
10	63	RAMOS SANCHEZ Damian	C4	ESP	2:26:07	+7:08
11	62	RODRIGUEZ HERNANDEZ Jose Frank	C4	DOM	2:32:24	+13:25
12	61	CLINCKE Louis	C4	BEL	"	"
13	75	LAESSER Franz-Josef	C5	AUT	2:32:35	+13:36
14	82	WERMESER Zsombor	C5	HUN	2:34:09	+15:10
15	71	ZEMP Timothy	C4	SUI	2:39:03	+20:04
16	77	MOYA CONTRERAS Hernan	C5	CHI	2:39:13	+20:14
17	68	GRIMES Ronan	C4	IRL	2:51:20	+32:21
18	69	GAILISS Oskars	C4	LAT	-1LAP	
19	88	ABDULLAEV Azimbek	C5	UZB	-1LAP	
20	67	IMAMMUDDIN Muhammad Fadli	C4	INA	-1LAP	
21	78	MATIZ RUIZ Edwin Fabian	C5	COL	-1LAP	
22	85	ALBEDWAWI Ahmed	C5	UAE	-1LAP	
	66	ATKINSON Archie	C4	GBR	DNF	
	73	METELKA Jozef	C4	SVK	DNF	
	81	HUNT Blaine	C5	GBR	DNF	
	60	BODDINGTON Korey	C4	AUS	DNF	
	70	NOVAK Carol-Eduard	C4	ROU	DNS	
	72	KURIL Patrik	C4	SVK	DNS	
	79	VARGAS VILLANUEVA Carlos Andres	C5	COL	DNS	

Average Speed	Race Configuration	Total Race Distance
42.912km/h	7 laps of 14.2 Km	99.4km

Participants						Weather	Temperature (°C)
Entries / NPCs	Ranked	DNF	DSQ	DQB	DNS		
29 / 22	22	4	0	0	3	Sunny intervals	15

**Legend:**

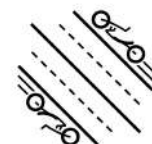
**DNF** Did Not Finish      **DNS** Did Not Start      **DQB** Disqualified for unsportsmanlike behaviour  
**DSQ** Disqualified      **LAP** Lapped



**Race Analysis**  
Analyse de la course

**After: Finish**

Rank	Race Number	Name	Sport Class	NPC Code	Lap 1 Lap 5	Lap 2 Lap 6	Lap 3	Lap 4	Finish
1	86	DEMENTYEV Yehor	C5	UKR	19:59 (5) +17 1:38:27 (4) +0	40:18 (10) +58 1:58:24 (3) +0	59:11 (3) +0	1:18:26 (1) +0	<b>2:18:59</b> <b>+0</b>
2	64	le CUNFF Kevin	C4	FRA	19:59 (3) +17 1:38:27 (3) +0	40:18 (5) +58 1:58:24 (1) +0	59:11 (1) +0	1:18:26 (2) +0	<b>2:18:59</b> <b>+0</b>
3	84	van de POL Martin	C5	NED	19:42 (1) +0 1:38:27 (1) +0	39:20 (1) +0 1:58:24 (2) +0	59:11 (4) +0	1:18:26 (3) +0	<b>2:18:59</b> <b>+0</b>
4	65	le ROUSSEAU Gatien	C4	FRA	19:42 (2) +0 1:38:27 (2) +0	39:20 (2) +0 1:58:24 (4) +0	59:11 (2) +0	1:18:26 (4) +0	<b>2:18:59</b> <b>+0</b>
5	76	MOURO CHAMAN Lauro Cesar	C5	BRA	20:03 (8) +21 1:41:55 (5) +3:28	40:18 (7) +58 2:04:20 (5) +5:56	59:23 (5) +12	1:20:01 (5) +1:35	<b>2:25:58</b> <b>+6:59</b>
6	74	DONOHUE Alistair	C5	AUS	19:59 (4) +17 1:44:09 (8) +5:42	40:18 (3) +58 2:05:09 (10) +6:45	1:00:01 (9) +50	1:21:14 (10) +2:48	<b>2:25:58</b> <b>+6:59</b>
7	87	GARDON Elouan	C5	USA	19:59 (7) +17 1:41:55 (7) +3:28	40:18 (11) +58 2:04:20 (6) +5:56	59:36 (7) +25	1:20:16 (7) +1:50	<b>2:25:58</b> <b>+6:59</b>
8	80	FOULON Dorian	C5	FRA	20:03 (9) +21 1:41:55 (6) +3:28	40:18 (4) +58 2:04:20 (7) +5:56	59:23 (6) +12	1:20:01 (6) +1:35	<b>2:25:58</b> <b>+6:59</b>
9	83	ABRAHAM GEBRU Daniel	C5	NED	22:35 (25) +2:53 1:44:43 (11) +6:16	42:56 (18) +3:36 2:05:09 (9) +6:45	1:03:04 (14) +3:53	1:23:56 (11) +5:30	<b>2:26:00</b> <b>+7:01</b>
10	63	RAMOS SANCHEZ Damian	C4	ESP	20:05 (11) +23 1:44:43 (12) +6:16	42:06 (15) +2:46 2:05:09 (8) +6:45	1:03:04 (16) +3:53	1:23:56 (12) +5:30	<b>2:26:07</b> <b>+7:08</b>
11	62	RODRIGUEZ HERNANDEZ Jose Frank	C4	DOM	20:05 (14) +23 1:45:55 (13) +7:28	40:18 (12) +58 2:08:56 (14) +10:32	1:01:39 (11) +2:28	1:23:56 (15) +5:30	<b>2:32:24</b> <b>+13:25</b>

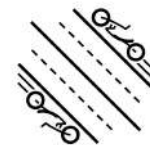


## Race Analysis

Analyse de la course

### After: Finish

Rank	Race Number	Name	Sport Class	NPC Code	Lap 1 Lap 5	Lap 2 Lap 6	Lap 3	Lap 4	Finish
12	61	CLINCKE Louis	C4	BEL	20:03 (10) +21 1:45:55 (14) +7:28	40:18 (9) +58 2:08:56 (13) +10:32	1:01:39 (12) +2:28	1:23:56 (13) +5:30	<b>2:32:24</b> <b>+13:25</b>
13	75	LAESSER Franz-Josef	C5	AUT	20:05 (12) +23 1:44:09 (10) +5:42	40:18 (6) +58 2:08:26 (12) +10:02	59:36 (8) +25	1:20:29 (8) +2:03	<b>2:32:35</b> <b>+13:36</b>
14	82	WERMESER Zsombor	C5	HUN	20:22 (16) +40 1:46:59 (15) +8:32	42:23 (16) +3:03 2:10:01 (15) +11:37	1:03:04 (15) +3:53	1:23:56 (14) +5:30	<b>2:34:09</b> <b>+15:10</b>
15	71	ZEMP Timothy	C4	SUI	20:22 (15) +40 1:51:18 (17) +12:51	41:03 (14) +1:43 2:15:18 (16) +16:54	1:03:04 (17) +3:53	1:26:46 (16) +8:20	<b>2:39:03</b> <b>+20:04</b>
16	77	MOYA CONTRERAS Hernan	C5	CHI	20:22 (17) +40 1:51:18 (16) +12:51	42:23 (17) +3:03 2:15:18 (17) +16:54	1:03:42 (18) +4:31	1:27:18 (17) +8:52	<b>2:39:13</b> <b>+20:14</b>
17	68	GRIMES Ronan	C4	IRL	19:59 (6) +17 1:44:09 (9) +5:42	40:18 (8) +58 2:05:38 (11) +7:14	1:00:01 (10) +50	1:21:14 (9) +2:48	<b>2:51:20</b> <b>+32:21</b>
18	69	GAILISS Oskars	C4	LAT	21:36 (24) +1:54 1:54:56 (20) +16:29	43:27 (22) +4:07 2:19:21 (18) +20:57	1:06:16 (21) +7:05	1:30:17 (20) +11:51	<b>-1LAP</b>
19	88	ABDULLAEV Azimbek	C5	UZB	21:14 (19) +1:32 1:54:56 (18) +16:29	42:56 (19) +3:36 2:19:21 (19) +20:57	1:06:16 (19) +7:05	1:30:17 (18) +11:51	<b>-1LAP</b>
20	67	IMAMMUDDIN Muhammad Fadli	C4	INA	21:36 (23) +1:54 1:54:56 (19) +16:29	43:27 (23) +4:07 2:19:49 (20) +21:25	1:06:16 (20) +7:05	1:30:17 (19) +11:51	<b>-1LAP</b>
21	78	MATIZ RUIZ Edwin Fabian	C5	COL	21:21 (21) +1:39 1:58:18 (22) +19:51	43:40 (24) +4:20 2:24:44 (21) +26:20	1:08:04 (24) +8:53	1:33:31 (22) +15:05	<b>-1LAP</b>
22	85	ALBEDWAWI Ahmed	C5	UAE	21:14 (20) +1:32 1:58:18 (21) +19:51	43:23 (20) +4:03 2:24:44 (22) +26:20	1:07:12 (23) +8:01	1:33:09 (21) +14:43	<b>-1LAP</b>



## Race Analysis

Analyse de la course

### After: Finish

Rank	Race Number	Name	Sport Class	NPC Code	Lap 1 Lap 5	Lap 2 Lap 6	Lap 3	Lap 4	Finish
66		ATKINSON Archie	C4	GBR	20:05 (13) +23	40:18 (13) +58	1:02:55 (13) +3:44		DNF
73		METELKA Jozef	C4	SVK	21:36 (22) +1:54	43:27 (21) +4:07	1:06:53 (22) +7:42		DNF
81		HUNT Blaine	C5	GBR	20:51 (18) +1:09				DNF
60		BODDINGTON Korey	C4	AUS	52:05 (26) +32:23				DNF
70		NOVAK Carol-Eduard	C4	ROU					DNS
72		KURIL Patrik	C4	SVK					DNS
79		VARGAS VILLANUEVA Carlos Andres	C5	COL					DNS

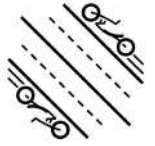
Timing Point	Lap 1	Lap 2	Lap 3	Lap 4	Lap 5	Lap 6	Lap 7
Race Distance	14.2km	28.4km	42.6km	56.8km	71.0km	85.2km	99.4km

**Note:**

Intermediate (lap) times are information recorded from transponders. Final time used for ranking at the end of the race is determined with photo-finish for all riders.

**Legend:**

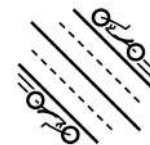
**DNF** Did Not Finish    **DNS** Did Not Start    **LAP** Lapped



**Start List**  
Liste de départ

Race Number	Name	Sport Class	NPC Code
134	STEINBICHLER Wolfgang	T2	AUT
139	JAEGER Maximilian	T2	GER
135	CELEN Tim	T2	BEL
131	CHEN Jianxin	T1	CHN
137	MASIN Jindrich	T2	CZE
140	MATICAN Theodor	T2	ROU
141	CONNORS Dennis	T2	USA
136	BETANCOURT QUIROGA Juan Jose	T2	COL
138	HEGSELUND Martin	T2	DEN
133	KIM Yongki	T1	KOR
130	CLEMENT Nathan	T1	CAN
132	FARRONI Giorgio	T1	ITA

Entries / NPCs	Race Configuration	Total Race Distance
12 / 12	3 laps of 14.2 Km	42.6km



## Results

### Résultats

Rank	Race Number	Name	Sport Class	NPC Code	Final Time	Time Behind
1	131	CHEN Jianxin	T1	CHN	1:15:08	+0
2	141	CONNORS Dennis	T2	USA	1:17:09	+2:01
3	136	BETANCOURT QUIROGA Juan Jose	T2	COL	"	"
4	139	JAEGER Maximilian	T2	GER	"	"
5	134	STEINBICHLER Wolfgang	T2	AUT	1:17:15	+2:07
6	135	CELEN Tim	T2	BEL	1:21:25	+6:17
7	137	MASIN Jindrich	T2	CZE	1:24:42	+9:34
8	132	FARRONI Giorgio	T1	ITA	1:29:49	+14:41
9	130	CLEMENT Nathan	T1	CAN	1:31:20	+16:12
10	140	MATICAN Theodor	T2	ROU	1:37:11	+22:03
11	133	KIM Yongki	T1	KOR	1:41:38	+26:30
12	138	HEGGELUND Martin	T2	DEN	1:41:42	+26:34

Average Speed	Race Configuration	Total Race Distance
34.020km/h	3 laps of 14.2 Km	42.6km

Participants						Weather	Temperature (°C)
Entries / NPCs	Ranked	DNF	DSQ	DQB	DNS		
12 / 12	12	0	0	0	0	Light rain	20

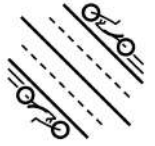
**Legend:**

**DNF** Did Not Finish

**DNS** Did Not Start

**DQB** Disqualified for unsportsmanlike behaviour

**DSQ** Disqualified



**Race Analysis**  
Analyse de la course

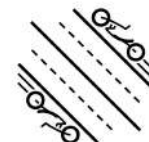
**After: Finish**

Rank	Race Number	Name	Sport Class	NPC Code	Lap 1	Lap 2	Finish
1	131	CHEN Jianxin	T1	CHN	24:17 (3) +0	49:49 (1) +0	<b>1:15:08</b> <b>+0</b>
2	141	CONNORS Dennis	T2	USA	24:28 (5) +11	50:29 (5) +40	<b>1:17:09</b> <b>+2:01</b>
3	136	BETANCOURT QUIROGA Juan Jose	T2	COL	24:21 (4) +4	50:08 (4) +19	<b>1:17:09</b> <b>+2:01</b>
4	139	JAEGER Maximilian	T2	GER	24:17 (2) +0	50:08 (2) +19	<b>1:17:09</b> <b>+2:01</b>
5	134	STEINBICHLER Wolfgang	T2	AUT	24:17 (1) +0	50:08 (3) +19	<b>1:17:15</b> <b>+2:07</b>
6	135	CELEN Tim	T2	BEL	26:42 (7) +2:25	53:58 (6) +4:09	<b>1:21:25</b> <b>+6:17</b>
7	137	MASIN Jindrich	T2	CZE	26:00 (6) +1:43	53:58 (7) +4:09	<b>1:24:42</b> <b>+9:34</b>
8	132	FARRONI Giorgio	T1	ITA	28:35 (8) +4:18	59:15 (8) +9:26	<b>1:29:49</b> <b>+14:41</b>
9	130	CLEMENT Nathan	T1	CAN	29:43 (9) +5:26	1:00:02 (9) +10:13	<b>1:31:20</b> <b>+16:12</b>
10	140	MATICAN Theodor	T2	ROU	30:50 (10) +6:33	1:03:52 (10) +14:03	<b>1:37:11</b> <b>+22:03</b>
11	133	KIM Yongki	T1	KOR	31:29 (12) +7:12	1:06:19 (11) +16:30	<b>1:41:38</b> <b>+26:30</b>
12	138	HEGSELUND Martin	T2	DEN	31:29 (11) +7:12	1:06:25 (12) +16:36	<b>1:41:42</b> <b>+26:34</b>

Timing Point	Lap 1	Lap 2	Lap 3
<b>Race Distance</b>	14.2km	28.4km	42.6km

**Note:**  
Intermediate (lap) times are information recorded from transponders. Final time used for ranking at the end of the race is determined with photo-finish for all riders.



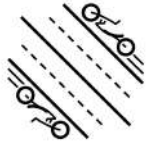


**Start List**  
Liste de départ

Race Number	Name	Sport Class	NPC Code
1	GOMEZ Maximiliano TOLOSA Sebastian Jose	B PLT	ARG
2	de CARVALHO Elie GUICHARD Mickael	B PLT	FRA
3	LLOVERAS Alexandre PAILLOT Yoann	B PLT	FRA
4	BATE Stephen LATHAM Christopher	B PLT	GBR
5	VEREKER Damien McLAUGHLIN Mitchell	B PLT	IRL
6	ANDREOLI Federico TOTO' Paolo	B PLT	ITA
7	BERNARD Lorenzo PLEBANI Davide	B PLT	ITA
9	OGADA Kennedy Ivuzu JAMES HAWKE DENNIS Oscar	B PLT	KEN
10	BANGMA Tristan BOS Patrick	B PLT	NED
11	ter SCHURE Vincent FRANSEN Timo	B PLT	NED
12	KOPICZ Karol BIALOBLOCKI Marcin	B PLT	POL

Entries / NPCs	Race Configuration	Total Race Distance
11 / 8	9 laps of 14.2 Km	127.8km

**Legend:**  
PLT Pilot



## Results


### Résultats

Rank	Race Number	Name	Sport Class	NPC Code	Final Time	Time Behind
1	10	<b>BANGMA Tristan</b> BOS Patrick	B PLT	NED NED	2:55:10	+0
2	11	<b>ter SCHURE Vincent</b> FRANSEN Timo	B PLT	NED NED	2:55:12	+2
3	3	<b>LLOVERAS Alexandre</b> PAILLOT Yoann	B PLT	FRA FRA	2:55:18	+8
4	2	<b>de CARVALHO Elie</b> GUICHARD Mickael	B PLT	FRA FRA	2:56:47	+1:37
5	7	<b>BERNARD Lorenzo</b> PLEBANI Davide	B PLT	ITA ITA	2:59:38	+4:28
6	6	<b>ANDREOLI Federico</b> TOTO' Paolo	B PLT	ITA ITA	3:03:49	+8:39
7	12	<b>KOPICZ Karol</b> BIALOBLOCKI Marcin	B PLT	POL POL	3:03:55	+8:45
8	5	<b>VEREKER Damien</b> McLAUGHLIN Mitchell	B PLT	IRL IRL	3:04:18	+9:08
9	1	<b>GOMEZ Maximiliano</b> TOLOSA Sebastian Jose	B PLT	ARG ARG	-1LAP	
	9	<b>OGADA Kennedy Ivuzu</b> JAMES HAWKE DENNIS Oscar	B PLT	KEN KEN	DNF	
	4	<b>BATE Stephen</b> LATHAM Christopher	B PLT	GBR GBR	DNS	

Average Speed	Race Configuration	Total Race Distance
43.775km/h	9 laps of 14.2 Km	127.8km

Participants						Weather	Temperature (°C)
Entries / NPCs	Ranked	DNF	DSQ	DQB	DNS		
11 / 8	9	1	0	0	1	Few clouds	21

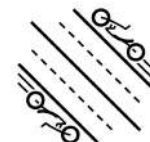
Legend:			
<b>DNF</b> Did Not Finish	<b>DNS</b> Did Not Start	<b>DQB</b> Disqualified for unsportsmanlike behaviour	
<b>DSQ</b> Disqualified	<b>LAP</b> Lapped	<b>PLT</b> Pilot	



**Race Analysis**  
Analyse de la course

**After: Finish**

Rank	Race Number	Name	Sport Class	NPC Code	Lap 1 Lap 5	Lap 2 Lap 6	Lap 3 Lap 7	Lap 4 Lap 8	Finish
1	10	<b>BANGMA Tristan</b> BOS Patrick	B PLT	NED NED	19:27 (4) +0 1:36:31 (2) +0	38:43 (1) +0 1:55:47 (1) +0	58:22 (3) +0 2:15:45 (3) +0	1:17:18 (2) +0 2:34:53 (3) +0	<b>2:55:10</b> <b>+0</b>
2	11	<b>ter SCHURE Vincent</b> FRANSEN Timo	B PLT	NED NED	19:27 (1) +0 1:37:20 (5) +49	38:43 (5) +0 1:55:47 (3) +0	58:27 (4) +5 2:15:45 (4) +0	1:18:22 (5) +1:04 2:34:53 (1) +0	<b>2:55:12</b> <b>+2</b>
3	3	<b>LLOVERAS Alexandre</b> PAILLOT Yoann	B PLT	FRA FRA	19:27 (5) +0 1:36:31 (1) +0	38:43 (4) +0 1:55:51 (4) +4	58:22 (1) +0 2:15:45 (2) +0	1:17:18 (4) +0 2:35:09 (4) +16	<b>2:55:18</b> <b>+8</b>
4	2	<b>de CARVALHO Elie</b> GUICHARD Mickael	B PLT	FRA FRA	19:27 (3) +0 1:36:31 (3) +0	38:43 (2) +0 1:55:47 (2) +0	58:22 (2) +0 2:15:45 (1) +0	1:17:18 (1) +0 2:34:53 (2) +0	<b>2:56:47</b> <b>+1:37</b>
5	7	<b>BERNARD Lorenzo</b> PLEBANI Davide	B PLT	ITA ITA	19:27 (6) +0 1:36:31 (4) +0	38:43 (3) +0 1:55:58 (5) +11	58:27 (5) +5 2:16:32 (5) +47	1:17:18 (3) +0 2:38:13 (5) +3:20	<b>2:59:38</b> <b>+4:28</b>
6	6	<b>ANDREOLI Federico</b> TOTO' Paolo	B PLT	ITA ITA	19:27 (2) +0 1:39:56 (8) +3:25	39:56 (8) +1:13 2:00:56 (8) +5:09	59:31 (8) +1:09 2:21:48 (8) +6:03	1:18:22 (6) +1:04 2:42:30 (6) +7:37	<b>3:03:49</b> <b>+8:39</b>
7	12	<b>KOPICZ Karol</b> BIALOBLOCKI Marcin	B PLT	POL POL	19:27 (7) +0 1:39:12 (6) +2:41	38:51 (7) +8 2:00:11 (7) +4:24	58:44 (7) +22 2:21:36 (7) +5:51	1:18:31 (8) +1:13 2:42:34 (7) +7:41	<b>3:03:55</b> <b>+8:45</b>
8	5	<b>VEREKER Damien</b> McLAUGHLIN Mitchell	B PLT	IRL IRL	19:27 (8) +0 1:39:12 (7) +2:41	38:51 (6) +8 2:00:11 (6) +4:24	58:44 (6) +22 2:21:36 (6) +5:51	1:18:31 (7) +1:13 2:42:34 (8) +7:41	<b>3:04:18</b> <b>+9:08</b>
9	1	<b>GOMEZ Maximiliano</b> TOLOSA Sebastian Jose	B PLT	ARG ARG	21:26 (9) +1:59 1:53:01 (9) +16:30	43:28 (9) +4:45 2:17:23 (9) +21:36	1:06:08 (9) +7:46 2:42:54 (9) +27:09	1:29:25 (9) +12:07 3:07:25 (9) +32:32	<b>-1LAP</b>
9		<b>OGADA Kennedy Ivuzu</b> JAMES HAWKE DENNIS Oscar	B PLT	KEN KEN	24:23 (10) +4:56 2:05:30 (10) +28:59	49:10 (10) +10:27 2:33:02 (10) +37:15	1:14:12 (10) +15:50	1:39:31 (10) +22:13	<b>DNF</b>



### Race Analysis

Analyse de la course

#### After: Finish

Rank	Race Number	Name	Sport Class	NPC Code	Lap 1 Lap 5	Lap 2 Lap 6	Lap 3 Lap 7	Lap 4 Lap 8	Finish
4		<b>BATE Stephen</b> LATHAM Christopher	B PLT	GBR GBR					DNS

Timing Point	Lap 1	Lap 2	Lap 3	Lap 4	Lap 5	Lap 6	Lap 7	Lap 8	Lap 9
Race Distance	14.2km	28.4km	42.6km	56.8km	71.0km	85.2km	99.4km	113.6km	127.8km

**Note:**  
Intermediate (lap) times are information recorded from transponders. Final time used for ranking at the end of the race is determined with photo-finish for all riders.

**Legend:**  
**DNF** Did Not Finish    **DNS** Did Not Start    **LAP** Lapped  
**PLT** Pilot





Clichy-sous-bois

Clichy-sous-bois

THU 5 SEP 2024

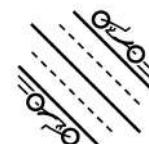
Start Time 10:35

Para Cycling Road

Para cyclisme sur route

Women's H1-4 Road Race

course sur route H1-4 - femmes



## Start List

Liste de départ

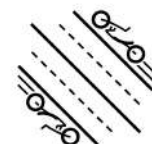
REVISED  
5 SEP 9:30

Race Number	Name	Sport Class	NPC Code
183	ZEYEN-GILES Annika	H3	GER
186	MOSHKOVICH Svetlana	H4	AUT
187	WIBMER Cornelia	H4	AUT
192	STOECKLI Sandra	H4	SUI
181	ANTOSOVA Katerina	H3	CZE
180	MALAVAZZI Jady	H3	BRA
179	GARCIA Mariana	H3	BRA
191	TANGEN Suzanna	H4	NOR
184	PORCELLATO Francesca	H3	ITA
188	RUFFATO Giulia	H4	ITA
177	BRIM Katerina	H2	USA
189	LEE Doyeon	H4	KOR
182	VINCENT Anais	H3	FRA
190	JANSEN Jennette	H4	NED
178	PARKER Lauren	H3	AUS
185	RODKLANG Naphatsakorn	H3	THA

Entries / NPCs	Race Configuration	Total Race Distance
16 / 13	2 laps of 14.2 Km	28.4km

REVISED

Race rescheduled due to weather conditions



## Results

### Résultats

Rank	Race Number	Name	Sport Class	NPC Code	Final Time	Time Behind
1	178	PARKER Lauren	H3	AUS	52:04	+0
2	190	JANSEN Jennette	H4	NED	56:15	+4:11
3	183	ZEYEN-GILES Annika	H3	GER	"	"
4	184	PORCELLATO Francesca	H3	ITA	56:19	+4:15
5	182	VINCENT Anais	H3	FRA	56:23	+4:19
6	180	MALAVAZZI Jady	H3	BRA	56:52	+4:48
7	186	MOSHKOVICH Svetlana	H4	AUT	56:57	+4:53
8	192	STOECKLI Sandra	H4	SUI	58:57	+6:53
9	191	TANGEN Suzanna	H4	NOR	59:35	+7:31
10	189	LEE Doyeon	H4	KOR	59:44	+7:40
11	187	WIBMER Cornelia	H4	AUT	1:00:12	+8:08
12	188	RUFFATO Giulia	H4	ITA	1:00:34	+8:30
13	181	ANTOSOVA Katerina	H3	CZE	1:06:20	+14:16
14	179	GARCIA Mariana	H3	BRA	1:09:54	+17:50
15	185	RODKLANG Naphatsakorn	H3	THA	1:30:40	+38:36
	177	BRIM Katerina	H2	USA	DNS	

Average Speed	Race Configuration	Total Race Distance
32.727km/h	2 laps of 14.2 Km	28.4km

Participants						Weather	Temperature (°C)
Entries / NPCs	Ranked	DNF	DSQ	DQB	DNS		
16 / 13	15	0	0	0	1	Rain	15


**Legend:**

**DNF** Did Not Finish

**DNS** Did Not Start

**DQB** Disqualified for unsportsmanlike behaviour

**DSQ** Disqualified



**Race Analysis**  
Analyse de la course

**After: Finish**

Rank	Race Number	Name	Sport Class	NPC Code	Lap 1	Finish
1	178	PARKER Lauren	H3	AUS	25:33 (1) +0	<b>52:04</b> <b>+0</b>
2	190	JANSEN Jennette	H4	NED	27:01 (2) +1:28	<b>56:15</b> <b>+4:11</b>
3	183	ZEYEN-GILES Annika	H3	GER	27:37 (3) +2:04	<b>56:15</b> <b>+4:11</b>
4	184	PORCELLATO Francesca	H3	ITA	28:36 (6) +3:03	<b>56:19</b> <b>+4:15</b>
5	182	VINCENT Anais	H3	FRA	28:36 (7) +3:03	<b>56:23</b> <b>+4:19</b>
6	180	MALAVAZZI Jady	H3	BRA	28:02 (5) +2:29	<b>56:52</b> <b>+4:48</b>
7	186	MOSHKOVICH Svetlana	H4	AUT	28:02 (4) +2:29	<b>56:57</b> <b>+4:53</b>
8	192	STOECKLI Sandra	H4	SUI	28:47 (8) +3:14	<b>58:57</b> <b>+6:53</b>
9	191	TANGEN Suzanna	H4	NOR	28:53 (9) +3:20	<b>59:35</b> <b>+7:31</b>
10	189	LEE Doyeon	H4	KOR	29:16 (11) +3:43	<b>59:44</b> <b>+7:40</b>
11	187	WIBMER Cornelia	H4	AUT	29:12 (10) +3:39	<b>1:00:12</b> <b>+8:08</b>
12	188	RUFFATO Giulia	H4	ITA	30:07 (12) +4:34	<b>1:00:34</b> <b>+8:30</b>
13	181	ANTOSOVA Katerina	H3	CZE	33:02 (13) +7:29	<b>1:06:20</b> <b>+14:16</b>
14	179	GARCIA Mariana	H3	BRA	33:13 (14) +7:40	<b>1:09:54</b> <b>+17:50</b>
15	185	RODKLANG Naphatsakorn	H3	THA	45:14 (15) +19:41	<b>1:30:40</b> <b>+38:36</b>
	177	BRIM Katerina	H2	USA		<b>DNS</b>

Timing Point	Lap 1	Lap 2
<b>Race Distance</b>	14.2km	28.4km

**Note:**  
Intermediate (lap) times are information recorded from transponders. Final time used for ranking at the end of the race is determined with photo-finish for all riders.

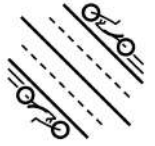
**Legend:**  
**DNS** Did Not Start



Clichy-sous-bois  
Clichy-sous-bois

**THU 5 SEP 2024**  
Start Time 13:35

**Para Cycling Road**  
Para cyclisme sur route  
**Women's H5 Road Race**  
course sur route H5 - femmes



**Start List**  
Liste de départ

**REVISED**  
5 SEP 10:20

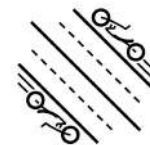
Race Number	Name	NPC Code
194	ESKAU Andrea	GER
193	SUN Bianbian	CHN
196	VITELARU Ana Maria	ITA
198	MASTERS Oksana	USA
197	HAENEN Chantal	NED
195	AERE Katia	ITA

Entries / NPCs	Race Configuration	Total Race Distance
6 / 5	4 laps of 14.2 Km	56.8km

**REVISED**

**Start time changed**  
**Track configuration changed**





**Results**  
Résultats

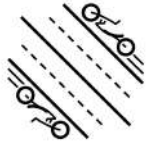
Rank	Race Number	Name	NPC Code	Final Time	Time Behind
1	198	MASTERS Oksana	USA	1:52:14	+0
2	193	SUN Bianbian	CHN	1:52:25	+11
3	196	VITELARU Ana Maria	ITA	1:52:27	+13
4	194	ESKAU Andrea	GER	1:52:47	+33
5	195	AERE Katia	ITA	1:59:01	+6:47
	197	HAENEN Chantal	NED	DNF	

Average Speed	Race Configuration	Total Race Distance
30.365km/h	4 laps of 14.2 Km	56.8km

Participants						Weather	Temperature (°C)
Entries / NPCs	Ranked	DNF	DSQ	DQB	DNS		
6 / 5	5	1	0	0	0	Overcast	16

**Legend:**

**DNF** Did Not Finish      **DNS** Did Not Start      **DQB** Disqualified for unsportsmanlike behaviour  
**DSQ** Disqualified



**Race Analysis**  
Analyse de la course

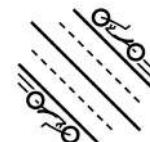
**After: Finish**

Rank	Race Number	Name	NPC Code	Lap 1	Lap 2	Lap 3	Finish
1	198	MASTERS Oksana	USA	26:49 (2) +0	54:59 (1) +0	1:23:32 (3) +0	<b>1:52:14</b> <b>+0</b>
2	193	SUN Bianbian	CHN	26:49 (4) +0	54:59 (4) +0	1:23:32 (4) +0	<b>1:52:25</b> <b>+11</b>
3	196	VITELARU Ana Maria	ITA	26:49 (3) +0	54:59 (2) +0	1:23:32 (2) +0	<b>1:52:27</b> <b>+13</b>
4	194	ESKAU Andrea	GER	26:49 (5) +0	54:59 (3) +0	1:23:32 (1) +0	<b>1:52:47</b> <b>+33</b>
5	195	AERE Katia	ITA	27:43 (6) +54	57:33 (5) +2:34	1:28:02 (5) +4:30	<b>1:59:01</b> <b>+6:47</b>
	197	HAENEN Chantal	NED	26:49 (1) +0			<b>DNF</b>

Timing Point	Lap 1	Lap 2	Lap 3	Lap 4
<b>Race Distance</b>	14.2km	28.4km	42.6km	56.8km

**Note:**  
Intermediate (lap) times are information recorded from transponders. Final time used for ranking at the end of the race is determined with photo-finish for all riders.

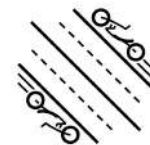
**Legend:**  
**DNF** Did Not Finish



**Start List**  
Liste de départ

Race Number	Name	Sport Class	NPC Code
153	TIMOTHY Richael	C3	IRL
143	BROWN Frances	C1	GBR
147	SCHRAGER Daphne	C2	GBR
150	RIGLING Flurina	C2	SUI
152	WANG Xiaomei	C3	CHN
142	QIAN Wangwei	C1	CHN
146	MUNEVAR FLOREZ Daniela Carolina	C2	COL
154	SUGIURA Keiko	C3	JPN
148	HAUSBERGER Maike	C2	GER
145	CUSTODIA da SILVA Sabrina	C2	BRA
155	BECK Anna	C3	SWE
156	BROWN Clara	C3	USA
157	WHITMORE Jamie	C3	USA
149	GADERIYA Jyoti	C2	IND
144	REID Amanda	C2	AUS

Entries / NPCs	Race Configuration	Total Race Distance
15 / 12	4 laps of 14.2 Km	56.8km



## Results

### Résultats

Rank	Race Number	Name	Sport Class	NPC Code	Final Time	Time Behind
1	154	SUGIURA Keiko	C3	JPN	1:38:48	+0
2	150	RIGLING Flurina	C2	SUI	"	"
3	156	BROWN Clara	C3	USA	"	"
4	155	BECK Anna	C3	SWE	1:38:49	+1
5	157	WHITMORE Jamie	C3	USA	1:39:10	+22
6	147	SCHRAGER Daphne	C2	GBR	1:43:14	+4:26
7	143	BROWN Frances	C1	GBR	1:43:17	+4:29
8	152	WANG Xiaomei	C3	CHN	1:44:38	+5:50
9	148	HAUSBERGER Maike	C2	GER	1:45:14	+6:26
10	146	MUNEVAR FLOREZ Daniela Carolina	C2	COL	1:45:44	+6:56
11	153	TIMOTHY Richael	C3	IRL	1:48:47	+9:59
12	142	QIAN Wangwei	C1	CHN	1:56:28	+17:40
13	144	REID Amanda	C2	AUS	1:57:02	+18:14
14	145	CUSTODIA da SILVA Sabrina	C2	BRA	2:08:24	+29:36
15	149	GADERIYA Jyoti	C2	IND	-1LAP	

Average Speed	Race Configuration	Total Race Distance
34.494km/h	4 laps of 14.2 Km	56.8km

Participants						Weather	Temperature (°C)
Entries / NPCs	Ranked	DNF	DSQ	DQB	DNS		
15 / 12	15	0	0	0	0	Fog	17

**Legend:**


**DNF** Did Not Finish

**DNS** Did Not Start

**DQB** Disqualified for unsportsmanlike behaviour

**DSQ** Disqualified

**LAP** Lapped



**Race Analysis**  
Analyse de la course

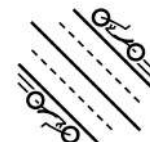
**After: Finish**

Rank	Race Number	Name	Sport Class	NPC Code	Lap 1	Lap 2	Lap 3	Finish
1	154	SUGIURA Keiko	C3	JPN	23:59 (5) +0	47:50 (1) +0	1:13:05 (3) +0	<b>1:38:48</b> <b>+0</b>
2	150	RIGLING Flurina	C2	SUI	23:59 (6) +0	47:50 (6) +0	1:13:05 (6) +0	<b>1:38:48</b> <b>+0</b>
3	156	BROWN Clara	C3	USA	23:59 (1) +0	47:50 (3) +0	1:13:05 (5) +0	<b>1:38:48</b> <b>+0</b>
4	155	BECK Anna	C3	SWE	23:59 (2) +0	47:50 (4) +0	1:13:05 (2) +0	<b>1:38:49</b> <b>+1</b>
5	157	WHITMORE Jamie	C3	USA	23:59 (4) +0	47:50 (5) +0	1:13:05 (4) +0	<b>1:39:10</b> <b>+22</b>
6	147	SCHRAGER Daphne	C2	GBR	24:14 (8) +15	49:37 (7) +1:47	1:16:34 (7) +3:29	<b>1:43:14</b> <b>+4:26</b>
7	143	BROWN Frances	C1	GBR	24:17 (9) +18	50:35 (8) +2:45	1:17:05 (8) +4:00	<b>1:43:17</b> <b>+4:29</b>
8	152	WANG Xiaomei	C3	CHN	23:59 (3) +0	47:50 (2) +0	1:13:05 (1) +0	<b>1:44:38</b> <b>+5:50</b>
9	148	HAUSBERGER Maike	C2	GER	24:45 (11) +46	51:13 (10) +3:23	1:17:50 (9) +4:45	<b>1:45:14</b> <b>+6:26</b>
10	146	MUNEVAR FLOREZ Daniela Carolina	C2	COL	24:11 (7) +12	51:10 (9) +3:20	1:18:15 (10) +5:10	<b>1:45:44</b> <b>+6:56</b>
11	153	TIMOTHY Richael	C3	IRL	24:45 (10) +46	52:17 (11) +4:27	1:20:09 (11) +7:04	<b>1:48:47</b> <b>+9:59</b>
12	142	QIAN Wangwei	C1	CHN	26:56 (12) +2:57	57:08 (12) +9:18	1:26:56 (12) +13:51	<b>1:56:28</b> <b>+17:40</b>
13	144	REID Amanda	C2	AUS	26:56 (13) +2:57	57:08 (13) +9:18	1:26:56 (13) +13:51	<b>1:57:02</b> <b>+18:14</b>
14	145	CUSTODIA da SILVA Sabrina	C2	BRA	29:18 (14) +5:19	1:01:23 (14) +13:33	1:34:50 (14) +21:45	<b>2:08:24</b> <b>+29:36</b>
15	149	GADERIYA Jyoti	C2	IND	33:45 (15) +9:46	1:10:23 (15) +22:33	1:48:17 (15) +35:12	<b>-1LAP</b>

Timing Point	Lap 1	Lap 2	Lap 3	Lap 4
<b>Race Distance</b>	14.2km	28.4km	42.6km	56.8km

**Note:**  
Intermediate (lap) times are information recorded from transponders. Final time used for ranking at the end of the race is determined with photo-finish for all riders.

**Legend:**  
**LAP** Lapped

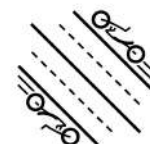


## Start List

Liste de départ

Race Number	Name	Sport Class	NPC Code
172	STOREY Sarah	C5	GBR
162	LI Xiaohui	C4	CHN
167	DELGADO Mariela Analia	C5	ARG
169	OSSA VELOZA Paula Andrea	C5	COL
175	MURRAY Nicole	C5	NZL
173	CRETI Claudia	C5	ITA
174	MELE Eleonora	C5	ITA
164	MATILE-DOERIG Franziska	C4	SUI
165	BOSCO Samantha	C4	USA
166	MORELLI Shawn	C4	USA
161	SHAW Keely	C4	CAN
170	GAUGAIN Heidi	C5	FRA
171	PATOUILLET Marie	C5	FRA
168	FORSTER Alana	C5	AUS
158	LEMON Meg	C4	AUS
159	PETRICOLA Emily	C4	AUS

Entries / NPCs	Race Configuration	Total Race Distance
16 / 11	5 laps of 14.2 Km	71.0km



## Results

### Résultats

Rank	Race Number	Name	Sport Class	NPC Code	Final Time	Time Behind
1	172	STOREY Sarah	C5	GBR	1:54:24	+0
2	170	GAUGAIN Heidi	C5	FRA	"	"
3	169	OSSA VELOZA Paula Andrea	C5	COL	1:54:44	+20
4	165	BOSCO Samantha	C4	USA	1:57:03	+2:39
5	171	PATOUILLET Marie	C5	FRA	2:00:46	+6:22
6	164	MATILE-DOERIG Franziska	C4	SUI	"	"
7	168	FORSTER Alana	C5	AUS	2:00:49	+6:25
8	174	MELE Eleonora	C5	ITA	"	"
9	162	LI Xiaohui	C4	CHN	2:01:21	+6:57
10	173	CRETTI Claudia	C5	ITA	"	"
11	159	PETRICOLA Emily	C4	AUS	2:01:23	+6:59
12	158	LEMON Meg	C4	AUS	2:07:48	+13:24
13	167	DELGADO Mariela Analia	C5	ARG	2:09:13	+14:49
14	166	MORELLI Shawn	C4	USA	2:09:20	+14:56
15	161	SHAW Keely	C4	CAN	2:09:28	+15:04
	175	MURRAY Nicole	C5	NZL	DNS	

Average Speed	Race Configuration	Total Race Distance
37.238km/h	5 laps of 14.2 Km	71.0km

Participants						Weather	Temperature (°C)
Entries / NPCs	Ranked	DNF	DSQ	DQB	DNS		
16 / 11	15	0	0	0	1	Sunny intervals	15


**Legend:**

**DNF** Did Not Finish

**DNS** Did Not Start

**DQB** Disqualified for unsportsmanlike behaviour

**DSQ** Disqualified



**Race Analysis**  
Analyse de la course

**After: Finish**

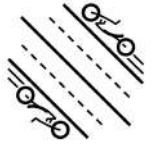
Rank	Race Number	Name	Sport Class	NPC Code	Lap 1	Lap 2	Lap 3	Lap 4	Finish
1	172	STOREY Sarah	C5	GBR	22:29 (3) +0	45:45 (2) +0	1:09:38 (1) +0	1:32:16 (1) +0	<b>1:54:24</b> <b>+0</b>
2	170	GAUGAIN Heidi	C5	FRA	22:29 (4) +0	45:45 (3) +0	1:09:38 (2) +0	1:32:16 (3) +0	<b>1:54:24</b> <b>+0</b>
3	169	OSSA VELOZA Paula Andrea	C5	COL	22:29 (1) +0	45:45 (4) +0	1:09:38 (3) +0	1:32:16 (2) +0	<b>1:54:44</b> <b>+20</b>
4	165	BOSCO Samantha	C4	USA	22:29 (2) +0	45:45 (1) +0	1:09:38 (4) +0	1:32:54 (4) +38	<b>1:57:03</b> <b>+2:39</b>
5	171	PATOUILLET Marie	C5	FRA	23:11 (9) +42	46:42 (8) +57	1:11:11 (8) +1:33	1:35:41 (8) +3:25	<b>2:00:46</b> <b>+6:22</b>
6	164	MATILE-DOERIG Franziska	C4	SUI	23:11 (6) +42	46:32 (5) +47	1:11:11 (6) +1:33	1:35:41 (5) +3:25	<b>2:00:46</b> <b>+6:22</b>
7	168	FORSTER Alana	C5	AUS	23:11 (5) +42	46:42 (6) +57	1:11:11 (5) +1:33	1:35:41 (6) +3:25	<b>2:00:49</b> <b>+6:25</b>
8	174	MELE Eleonora	C5	ITA	23:11 (7) +42	46:42 (7) +57	1:11:11 (7) +1:33	1:35:41 (7) +3:25	<b>2:00:49</b> <b>+6:25</b>
9	162	LI Xiaohui	C4	CHN	23:25 (12) +56	47:22 (11) +1:37	1:12:10 (10) +2:32	1:36:52 (10) +4:36	<b>2:01:21</b> <b>+6:57</b>
10	173	CRETI Claudia	C5	ITA	23:11 (8) +42	46:42 (9) +57	1:12:10 (11) +2:32	1:36:52 (11) +4:36	<b>2:01:21</b> <b>+6:57</b>
11	159	PETRICOLA Emily	C4	AUS	23:25 (10) +56	47:22 (10) +1:37	1:12:10 (9) +2:32	1:36:52 (9) +4:36	<b>2:01:23</b> <b>+6:59</b>
12	158	LEMON Meg	C4	AUS	23:25 (11) +56	48:57 (12) +3:12	1:15:16 (12) +5:38	1:41:42 (12) +9:26	<b>2:07:48</b> <b>+13:24</b>
13	167	DELGADO Mariela Analia	C5	ARG	24:14 (13) +1:45	51:29 (15) +5:44	1:17:15 (15) +7:37	1:43:12 (13) +10:56	<b>2:09:13</b> <b>+14:49</b>
14	166	MORELLI Shawn	C4	USA	24:52 (15) +2:23	50:56 (14) +5:11	1:17:06 (13) +7:28	1:43:12 (15) +10:56	<b>2:09:20</b> <b>+14:56</b>
15	161	SHAW Keely	C4	CAN	24:35 (14) +2:06	50:56 (13) +5:11	1:17:06 (14) +7:28	1:43:12 (14) +10:56	<b>2:09:28</b> <b>+15:04</b>
	175	MURRAY Nicole	C5	NZL					<b>DNS</b>

Timing Point	Lap 1	Lap 2	Lap 3	Lap 4	Lap 5
<b>Race Distance</b>	14.2km	28.4km	42.6km	56.8km	71.0km

**Note:**  
Intermediate (lap) times are information recorded from transponders. Final time used for ranking at the end of the race is determined with photo-finish for all riders.

**Legend:**  
**DNS** Did Not Start

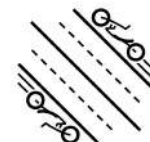




**Start List**  
Liste de départ

Race Number	Name	Sport Class	NPC Code
203	MAJUNKE Jana	T2	GER
204	van TILL Celine	T2	SUI
199	VEJVODOVA Pavlina	T1	CZE
200	GONZALEZ GUERRERO Dulce Maria	T1	MEX
202	LUND Emma	T2	DEN
201	van SOEST Marieke	T1	NED

Entries / NPCs	Race Configuration	Total Race Distance
6 / 6	2 laps of 14.2 Km	28.4km



**Results**  
Résultats

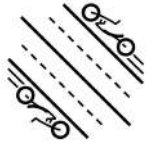
Rank	Race Number	Name	Sport Class	NPC Code	Final Time	Time Behind
1	202	LUND Emma	T2	DEN	1:00:16	+0
2	204	van TILL Celine	T2	SUI	"	"
3	201	van SOEST Marieke	T1	NED	"	"
4	203	MAJUNKE Jana	T2	GER	1:00:24	+8
5	199	VEJVODOVA Pavlina	T1	CZE	1:09:39	+9:23
6	200	GONZALEZ GUERRERO Dulce Maria	T1	MEX	1:12:12	+11:56

Average Speed	Race Configuration	Total Race Distance
28.274km/h	2 laps of 14.2 Km	28.4km

Participants						Weather	Temperature (°C)
Entries / NPCs	Ranked	DNF	DSQ	DQB	DNS		
6 / 6	6	0	0	0	0	Light rain	20

**Legend:**

**DNF** Did Not Finish      **DNS** Did Not Start      **DQB** Disqualified for unsportsmanlike behaviour  
**DSQ** Disqualified



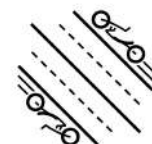
**Race Analysis**  
Analyse de la course

**After: Finish**

Rank	Race Number	Name	Sport Class	NPC Code	Lap 1	Finish
1	202	LUND Emma	T2	DEN	29:54 (1) +0	<b>1:00:16</b> <b>+0</b>
2	204	van TILL Celine	T2	SUI	29:54 (2) +0	<b>1:00:16</b> <b>+0</b>
3	201	van SOEST Marieke	T1	NED	29:54 (4) +0	<b>1:00:16</b> <b>+0</b>
4	203	MAJUNKE Jana	T2	GER	29:54 (3) +0	<b>1:00:24</b> <b>+8</b>
5	199	VEJVODOVA Pavlina	T1	CZE	33:39 (5) +3:45	<b>1:09:39</b> <b>+9:23</b>
6	200	GONZALEZ GUERRERO Dulce Maria	T1	MEX	34:32 (6) +4:38	<b>1:12:12</b> <b>+11:56</b>

Timing Point	Lap 1	Lap 2
<b>Race Distance</b>	14.2km	28.4km

**Note:**  
Intermediate (lap) times are information recorded from transponders. Final time used for ranking at the end of the race is determined with photo-finish for all riders.



## Start List

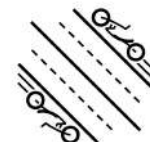
Liste de départ

Race Number	Name	Sport Class	NPC Code
13	QUIROGA CHICAHUALA Maria Jose BARROSO Micaela Belen	B PLT	ARG
14	CENTIS Anne-Sophie DELZENNE Elise	B PLT	FRA
15	FACHIE Lora HALL Corrine	B PLT	GBR
16	JORDAN Elizabeth KHAN Dannielle	B PLT	GBR
17	UNWIN Sophie HOLL Jenny	B PLT	GBR
18	DUNLEVY Katie-George KELLY Linda	B PLT	IRL
19	HEALION Josephine McCRYSTAL Eve	B PLT	IRL
20	MOHD ZAIS Nur Azlia Syafinaz ZAINAL Nurul Suhada	B PLT	MAS
22	KUTER Patrycja KORNASIEWICZ Katarzyna	B PLT	POL
24	JANNERING Louise NILSSON Catrin	B PLT	SWE
25	BOONMALERT Watcharobon KESTHONGLANG Kanyarat	B PLT	THA

Entries / NPCs	Race Configuration	Total Race Distance
11 / 8	7 laps of 14.2 Km	99.4km

**Legend:**

PLT Pilot



**Results**  
Résultats

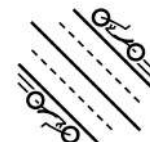
Rank	Race Number	Name	Sport Class	NPC Code	Final Time	Time Behind
1	17	<b>UNWIN Sophie</b> HOLL Jenny	B PLT	GBR GBR	2:37:26	+0
2	18	<b>DUNLEVY Katie-George</b> KELLY Linda	B PLT	IRL IRL	2:37:29	+3
3	15	<b>FACHIE Lora</b> HALL Corrine	B PLT	GBR GBR	2:39:01	+1:35
4	19	<b>HEALION Josephine</b> McCRYSTAL Eve	B PLT	IRL IRL	2:42:05	+4:39
5	14	<b>CENTIS Anne-Sophie</b> DELZENNE Elise	B PLT	FRA FRA	2:42:54	+5:28
6	24	<b>JANNERING Louise</b> NILSSON Catrin	B PLT	SWE SWE	2:46:37	+9:11
7	16	<b>JORDAN Elizabeth</b> KHAN Dannielle	B PLT	GBR GBR	2:50:41	+13:15
8	20	<b>MOHD ZAIS Nur Azlia Syafinaz</b> ZAINAL Nurul Suhada	B PLT	MAS MAS	-1LAP	
9	25	<b>BOONMALERT Watcharobon</b> KESTHONGLANG Kanyarat	B PLT	THA THA	-1LAP	
	22	<b>KUTER Patrycja</b> KORNASIEWICZ Katarzyna	B PLT	POL POL	DNF	
	13	<b>QUIROGA CHICAHUALA Maria Jose</b> BARROSO Micaela Belen	B PLT	ARG ARG	DNS	

Average Speed	Race Configuration	Total Race Distance
37.883km/h	7 laps of 14.2 Km	99.4km

Participants						Weather	Temperature (°C)
Entries / NPCs	Ranked	DNF	DSQ	DQB	DNS		
11 / 8	9	1	0	0	1	Few clouds	21

**Legend:**

**DNF** Did Not Finish      **DNS** Did Not Start      **DQB** Disqualified for unsportsmanlike behaviour  
**DSQ** Disqualified      **LAP** Lapped      **PLT** Pilot

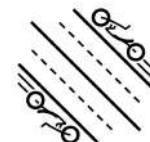


## Race Analysis

Analyse de la course

### After: Finish

Rank	Race Number	Name	Sport Class	NPC Code	Lap 1 Lap 5	Lap 2 Lap 6	Lap 3	Lap 4	Finish
1	17	<b>UNWIN Sophie</b> HOLL Jenny	B PLT	GBR GBR	22:27 (2) +0 1:52:04 (2) +0	45:12 (2) +0 2:14:32 (2) +0	1:08:36 (2) +0	1:29:51 (2) +0	<b>2:37:26</b> <b>+0</b>
2	18	<b>DUNLEVY Katie-George</b> KELLY Linda	B PLT	IRL IRL	22:27 (1) +0 1:52:04 (1) +0	45:12 (1) +0 2:14:32 (1) +0	1:08:36 (1) +0	1:29:51 (1) +0	<b>2:37:29</b> <b>+3</b>
3	15	<b>FACHIE Lora</b> HALL Corrine	B PLT	GBR GBR	22:27 (4) +0 1:52:32 (3) +28	45:19 (5) +7 2:15:28 (3) +56	1:08:41 (5) +5	1:30:16 (3) +25	<b>2:39:01</b> <b>+1:35</b>
4	19	<b>HEALION Josephine</b> McCRYSTAL Eve	B PLT	IRL IRL	22:27 (5) +0 1:54:14 (5) +2:10	45:12 (3) +0 2:18:06 (5) +3:34	1:08:36 (3) +0	1:30:57 (5) +1:06	<b>2:42:05</b> <b>+4:39</b>
5	14	<b>CENTIS Anne-Sophie</b> DELZENNE Elise	B PLT	FRA FRA	22:27 (3) +0 1:54:14 (4) +2:10	45:19 (6) +7 2:18:06 (4) +3:34	1:08:38 (4) +2	1:30:57 (4) +1:06	<b>2:42:54</b> <b>+5:28</b>
6	24	<b>JANNERING Louise</b> NILSSON Catrin	B PLT	SWE SWE	22:27 (6) +0 1:56:51 (6) +4:47	45:12 (4) +0 2:21:49 (6) +7:17	1:08:49 (6) +13	1:32:02 (6) +2:11	<b>2:46:37</b> <b>+9:11</b>
7	16	<b>JORDAN Elizabeth</b> KHAN Dannielle	B PLT	GBR GBR	24:00 (8) +1:33 2:02:48 (7) +10:44	47:45 (7) +2:33 2:26:46 (7) +12:14	1:12:10 (7) +3:34	1:37:55 (7) +8:04	<b>2:50:41</b> <b>+13:15</b>
8	20	<b>MOHD ZAIS Nur Azlia</b> Syafinaz ZAINAL Nurul Suhada	B PLT	MAS MAS	23:09 (7) +42 2:10:36 (8) +18:32	48:12 (8) +3:00 2:39:17 (8) +24:45	1:14:25 (8) +5:49	1:42:36 (8) +12:45	<b>-1LAP</b>
9	25	<b>BOONMALERT</b> Watcharobon KESTHONGLANG Kanyarat	B PLT	THA THA	24:55 (9) +2:28 2:15:44 (9) +23:40	51:37 (9) +6:25 2:44:55 (9) +30:23	1:18:45 (9) +10:09	1:46:48 (9) +16:57	<b>-1LAP</b>
	22	<b>KUTER Patrycja</b> KORNASIEWICZ Katarzyna	B PLT	POL POL					<b>DNF</b>



### Race Analysis

Analyse de la course

#### After: Finish

Rank	Race Number	Name	Sport Class	NPC Code	Lap 1 Lap 5	Lap 2 Lap 6	Lap 3	Lap 4	Finish
13		<b>QUIROGA CHICAHUALA</b> Maria Jose BARROSO Micaela Belen	B PLT	ARG ARG					DNS

Timing Point	Lap 1	Lap 2	Lap 3	Lap 4	Lap 5	Lap 6	Lap 7
Race Distance	14.2km	28.4km	42.6km	56.8km	71.0km	85.2km	99.4km

**Note:**  
Intermediate (lap) times are information recorded from transponders. Final time used for ranking at the end of the race is determined with photo-finish for all riders.

**Legend:**  
**DNF** Did Not Finish    **DNS** Did Not Start    **LAP** Lapped  
**PLT** Pilot

**PARA CYCLING ROAD  
PARALYMPIC GAMES  
PARIS 2024**



**TEAM MIXED RELAY**  
7 SEPTEMBER 2024


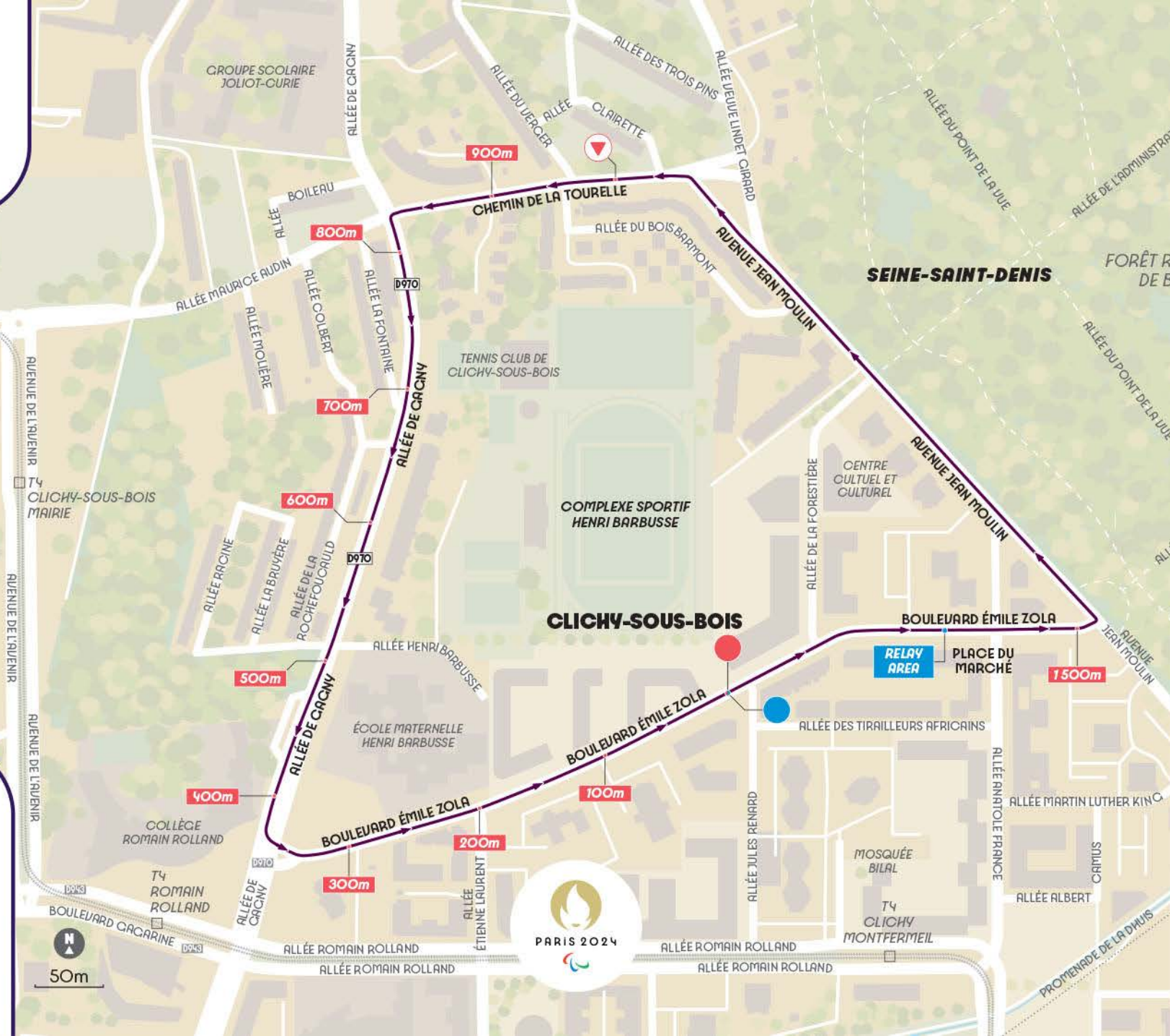
**CLICHY-SOUS-BOIS**  
SEINE-SAINT-DENIS

**PARIS**

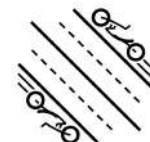
10Km

Crédit : Geotlas.fr

- **START**  
CLICHY-SOUS-BOIS
- **FINISH**  
CLICHY-SOUS-BOIS
- **ROUTE**  
**1.8 Km**
- ▼ **LAST KILOMETRE**
- 300m **DISTANCE TO COVER**







**Start List**  
Liste de départ

**REVISED**  
6 SEP 14:38

Race Number	NPC Name	Sport Class	Gender	Date of Birth
<b>1</b>	<b>SUI - Switzerland</b>			
119	RECHER Fabian	H4	M	3 MAY 1999
192	STOECKLI Sandra	H4	F	29 AUG 1985
94	FRUEH Benjamin	H1	M	13 FEB 1992
<b>2</b>	<b>BRA - Brazil</b>			
180	MALAVAZZI Jady	H3	F	7 SEP 1994
115	LEAL FREITAS Ulisses	H4	M	9 DEC 1979
179	GARCIA Mariana	H3	F	11 MAR 1994
<b>3</b>	<b>THA - Thailand</b>			
128	SRIWICHAI Atachai	H5	M	8 OCT 1996
120	PANALAI Sumas	H4	M	16 SEP 1975
176	SHEEPCHONDAN Darin	H1	F	17 DEC 2003
<b>4</b>	<b>USA - United States</b>			
121	GAERTNER Travis	H4	M	16 JAN 1980
177	BRIM Katerina	H2	F	31 MAY 1998
122	TINGLEY Matt	H4	M	15 JUN 1988
<b>5</b>	<b>BEL - Belgium</b>			
114	Van de STEENE Jonas	H4	M	15 FEB 1987
89	HORDIES Maxime	H1	M	13 MAR 1996
101	ODENT Marvin	H3	M	16 SEP 1983
<b>6</b>	<b>FRA - France</b>			
104	BOSREDON Mathieu	H3	M	23 NOV 1990
96	JOUANNY Florian	H2	M	2 FEB 1992
116	FRITSCH Joseph	H4	M	28 MAY 1998
<b>7</b>	<b>ITA - Italy</b>			
106	MESTRONI Federico	H3	M	21 JUL 1980
98	MAZZONE Luca	H2	M	3 MAY 1971
108	TESTA Mirko	H3	M	28 MAY 1997

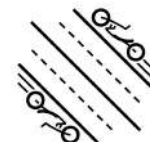
Entries / NPCs	Race Configuration	Total Race Distance
7 / 7	9 laps of 1.8 Km	16.2km

**Note:**  
The riders in each team are presented in their starting order.

**Legend:**  
F Female M Male

**REVISED**

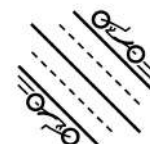
After confirmation of teams order.



## Results

### Résultats

Rank	Race Number	NPC Name	Sport Class	Gender	Lap	Time	Time Behind
<b>1</b>	<b>6</b>	<b>FRA - France</b>				<b>24:12</b>	
Round 1	104	BOSREDON Mathieu	H3	M	2:30 (2)	2:30 (2)	
	96	JOUANNY Florian	H2	M	2:55 (4)	5:25 (1)	
	116	FRITSCH Joseph	H4	M	2:30 (1)	7:56 (1)	
Round 2	104	BOSREDON Mathieu	H3	M	2:33 (1)	10:29 (1)	
	96	JOUANNY Florian	H2	M	2:58 (3)	13:28 (1)	
	116	FRITSCH Joseph	H4	M	2:33 (1)	16:01 (1)	
Round 3	104	BOSREDON Mathieu	H3	M	2:33 (1)	18:35 (1)	
	96	JOUANNY Florian	H2	M	2:58 (3)	21:33 (1)	
	116	FRITSCH Joseph	H4	M	2:38 (1)	24:12 (1)	
<b>2</b>	<b>7</b>	<b>ITA - Italy</b>				<b>25:16</b>	<b>+1:03</b>
Round 1	106	MESTRONI Federico	H3	M	2:43 (5)	2:43 (5)	
	98	MAZZONE Luca	H2	M	2:54 (3)	5:38 (4)	
	108	TESTA Mirko	H3	M	2:40 (2)	8:18 (2)	
Round 2	106	MESTRONI Federico	H3	M	2:44 (3)	11:03 (2)	
	98	MAZZONE Luca	H2	M	2:57 (2)	14:00 (2)	
	108	TESTA Mirko	H3	M	2:43 (2)	16:44 (2)	
Round 3	106	MESTRONI Federico	H3	M	2:47 (3)	19:32 (2)	
	98	MAZZONE Luca	H2	M	2:57 (2)	22:29 (2)	
	108	TESTA Mirko	H3	M	2:46 (2)	25:16 (2)	
<b>3</b>	<b>4</b>	<b>USA - United States</b>				<b>25:50</b>	<b>+1:38</b>
Round 1	121	GAERTNER Travis	H4	M	2:36 (3)	2:36 (3)	
	177	BRIM Katerina	H2	F	3:08 (6)	5:44 (5)	
	122	TINGLEY Matt	H4	M	2:42 (3)	8:27 (3)	
Round 2	121	GAERTNER Travis	H4	M	2:41 (2)	11:08 (3)	
	177	BRIM Katerina	H2	F	3:10 (5)	14:18 (3)	
	122	TINGLEY Matt	H4	M	2:47 (3)	17:06 (3)	
Round 3	121	GAERTNER Travis	H4	M	2:42 (2)	19:48 (3)	
	177	BRIM Katerina	H2	F	3:14 (4)	23:03 (3)	
	122	TINGLEY Matt	H4	M	2:47 (3)	25:50 (3)	
<b>4</b>	<b>2</b>	<b>BRA - Brazil</b>				<b>27:23</b>	<b>+3:11</b>
Round 1	180	MALAVAZZI Jady	H3	F	3:01 (6)	3:01 (6)	
	115	LEAL FREITAS Ulisses	H4	M	2:50 (2)	5:51 (6)	
	179	GARCIA Mariana	H3	F	3:18 (4)	9:09 (4)	
Round 2	180	MALAVAZZI Jady	H3	F	3:01 (5)	12:11 (5)	
	115	LEAL FREITAS Ulisses	H4	M	2:48 (1)	15:00 (4)	
	179	GARCIA Mariana	H3	F	3:17 (4)	18:17 (4)	
Round 3	180	MALAVAZZI Jady	H3	F	2:58 (4)	21:16 (4)	
	115	LEAL FREITAS Ulisses	H4	M	2:50 (1)	24:06 (4)	
	179	GARCIA Mariana	H3	F	3:17 (4)	27:23 (4)	



## Results

### Résultats

Rank	Race Number	NPC Name	Sport Class	Gender	Lap	Time	Time Behind
<b>5</b>	<b>1</b>	<b>SUI - Switzerland</b>					<b>-3LAP</b>
Round 1	119	RECHER Fabian	H4	M	2:30 (1)	2:30 (1)	
	192	STOECKLI Sandra	H4	F	3:02 (5)	5:32 (3)	
	94	FRUEH Benjamin	H1	M	3:50 (5)	9:23 (5)	
Round 2	119	RECHER Fabian	H4	M	2:45 (4)	12:08 (4)	
	192	STOECKLI Sandra	H4	F	3:06 (4)	15:15 (5)	
	94	FRUEH Benjamin	H1	M	3:50 (5)	19:05 (5)	
Round 3	119	RECHER Fabian	H4	M			
	192	STOECKLI Sandra	H4	F			
	94	FRUEH Benjamin	H1	M			
<b>6</b>	<b>3</b>	<b>THA - Thailand</b>					<b>-6LAP</b>
Round 1	128	SRIWICHAI Atachai	H5	M	2:36 (4)	2:36 (4)	
	120	PANALAI Sumas	H4	M	2:49 (1)	5:26 (2)	
	176	SHEEPCHONDAN Darin	H1	F	5:18 (6)	10:44 (6)	
Round 2	128	SRIWICHAI Atachai	H5	M			
	120	PANALAI Sumas	H4	M			
	176	SHEEPCHONDAN Darin	H1	F			
Round 3	128	SRIWICHAI Atachai	H5	M			
	120	PANALAI Sumas	H4	M			
	176	SHEEPCHONDAN Darin	H1	F			
	<b>5</b>	<b>BEL - Belgium</b>					<b>DNS</b>
Round 1	114	Van de STEENE Jonas	H4	M			
	89	HORDIES Maxime	H1	M			
	101	ODENT Marvin	H3	M			
Round 2	114	Van de STEENE Jonas	H4	M			
	89	HORDIES Maxime	H1	M			
	101	ODENT Marvin	H3	M			
Round 3	114	Van de STEENE Jonas	H4	M			
	89	HORDIES Maxime	H1	M			
	101	ODENT Marvin	H3	M			



Clichy-sous-bois

Clichy-sous-bois

SAT 7 SEP 2024

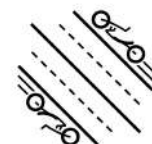
Start Time 15:00

Para Cycling Road

Para cyclisme sur route

Mixed H1-5 Team Relay

Relais par équipe H1-5 - mixte



## Results

Résultats

Rank	Race Number	NPC Name	Sport Class	Gender	Lap	Time	Time Behind
------	-------------	----------	-------------	--------	-----	------	-------------

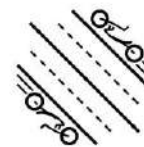
Average Speed	Race Configuration	Total Race Distance
40.151km/h	9 laps of 1.8 Km	16.2km

Participants						Weather	Temperature (°C)
Entries / NPCs	Ranked	DNF	DSQ	DQB	DNS		
7 / 7	6	0	0	0	1	Partly cloudy	22

**Note:**  
The riders in each team are presented in their starting order.

**Legend:**  
**DNF** Did Not Finish      **DNS** Did Not Start      **DQB** Disqualified for unsportsmanlike behaviour  
**DSQ** Disqualified      **F** Female      **LAP** Lapped  
**M** Male





**Official Communication**  
Communication officielle

**Item: 1**

**Men's Individual time trial will be rescheduled**

**Summary:**

The start of the Men's C3, Women B, Men's H5, Men's H4 and Men's H3 is postponed. The competition will be rescheduled this afternoon.

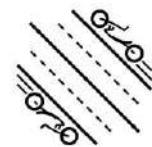
**Details:**

All races will start 25 minutes after their original time.

Issued by: College of commissaires  
Time: 13:55  
Date: 4 SEP 2024

This decision affects: Results  
Schedule  
Other

X



---

**Official Communication**  
Communication officielle

**Item: 2**

**Road Individual time trial will be rescheduled**

**Summary:**

The start of the Men's C3, Women B, Men's H5, Men's H4 and Men's H3 is postponed. The competition will be rescheduled this afternoon.

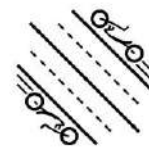
**Details:**

All races will start 25 minutes after their original time.

Issued by: College of commissaires  
Time: 13:55  
Date: 4 SEP 2024

This decision affects: Results  
Schedule  
Other

X



## Official Communication

Communication officielle

Item: 3

### Commissaires Decisions DAY 1

#### Summary:

Commissaires Decisions DAY 1

#### Details:

- Team manager from Netherlands – VAN DER WERF, Rob, UCI ID 100 053 825 71, was fined 200 CHF.

Team Manager from Dominican Republic- FELIX, Reson, UCI ID 100 549 923 14, was fined 200 CHF.

Article 2.12.007-6.3: Breach of regulations or guidelines concerning vehicle movements during the race or failure to comply with the instructions of commissaires and/or the organization: Failure to take deviation.

- Team Manager from Dominican Republic- FELIX, Reson, UCI ID 100 549 923 14, was fined 200 CHF.

Article 2.12.007-6.3: Breach of regulations or guidelines concerning vehicle movements during the race or failure to comply with the instructions of commissaires and/or the organization: Creating a dangerous situation with their race vehicle.

- Rider 75 LAESSER, Franz-Josef AUT, UCI ID 100 488 983 87, was fined 100 CHF.

Article 2.12.007- 8.1 Failing to respect the instructions of the organiser or commissaires: not taking the deviation for riders at the finish and continuing on the course.

Issued by: College of commissaires

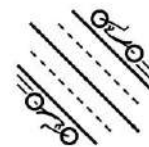
Time: 17:20

Date: 4 SEP 2024

This decision affects:

Results  
Schedule  
Other

X



## Official Communication

Communication officielle

**Item: 4**

**Men's H1-2 and Women H1-4 Road race will be rescheduled, and distance changed for Men's H1-2**

### Summary:

The start of the Men's H1-2 and Women H1-4 Road is postponed. The competition will be rescheduled, and race distance will be reduced for the Men's H1-2.

### Details:

All races will start 1 hour after their original time. The race distance for Men's H1-2 will be 3 laps (42.6 km).

Issued by: College of commissaires

Time: 9:00

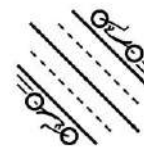
Date: 5 SEP 2024

This decision affects:

Results  
Schedule  
Other

X





## Official Communication

Communication officielle

Item: 5

**Men's H5, Women H5, Men's H4 and Men's H3 Road race distance changed and the competition for Men's H5 and Women H5 will be rescheduled**

### Summary:

The race distance will be reduced for the Men's H5, Women H5, Men's H4 and Men's H3 Road race. The start of the Men's H5 and Women H5 Road race is postponed. The competition will be rescheduled.

### Details:

The Men's H5 and Women H5 will start 30 minutes after their original time

The distance of each race will be reduced to 4 laps (56.8 km)

Issued by: College of commissaires

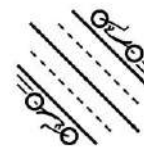
Time: 10:00

Date: 5 SEP 2024

This decision affects:

Results  
Schedule  
Other

X



**Official Communication**  
Communication officielle

**Item: 6**

**Commissaires Decisions DAY 3**

**Summary:**

Commissaires Decisions DAY 3

**Details:**

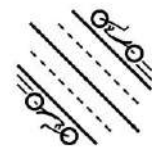
- Rider 70 NOVAK, Carol-Eduard from Romania, UCI ID 100 039 999 19, was fined 200 CHF.

Article 2.12.007- 1.2 Absence of a rider at the start after riders confirmation without valid justification.

Issued by: College of commissaires  
Time: 16:10  
Date: 6 SEP 2024

This decision affects: Results  
Schedule  
Other

X



**Official Communication**  
Communication officielle

**Item: 7**

**Bike checks**

**Summary:**

Bike checks

**Details:**

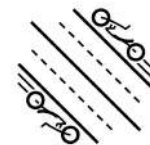
The UCI has performed 70 bike checks of the medalists and riders for technological fraud. There were 397 in-competition bike measurements conducted, as well as numerous daily pre-competition checks.

Confirmation of UCI-approved adaptations were also checked during the 2024 Road cycling Paris Paralympic Games.

Issued by: College of commissaires  
Time: 15:30  
Date: 7 SEP 2024

This decision affects: Results  
Schedule  
Other

X



## Medal Standings

Tableau des médailles

As of SAT 7 SEP 2024 at 15:33

Rank	NPC	Men				Women				Mixed				Total				Rank by Total
		G	S	B	Tot.	G	S	B	Tot.	G	S	B	Tot.	G	S	B	Tot.	
1	NED - Netherlands	7	1	2	10	1	2	1	4					8	3	3	14	2
2	FRA - France	6	8	4	18		2		2	1			1	7	10	4	21	1
3	GBR - Great Britain	1			1	3	2	2	7					4	2	2	8	3
4	USA - United States of America		1		1	4		1	5			1	1	4	1	2	7	=4
5	ESP - Spain	2	2	1	5									2	2	1	5	=7
6	CHN - People's Republic of China	2			2		1	1	2					2	1	1	4	=9
7	AUS - Australia		1	1	2	1	2	1	4					1	3	2	6	6
8	ITA - Italy	1	1	3	5			1	1		1		1	1	2	4	7	=4
9	GER - Germany		1	1	2	1		2	3					1	1	3	5	=7
10	IRL - Ireland					1	1		2					1	1		2	=12
11	DEN - Denmark					1		1	2					1		1	2	=12
11	UKR - Ukraine	1		1	2									1		1	2	=12
13	JPN - Japan					1			1					1			1	=18
14	SUI - Switzerland						3	1	4						3	1	4	=9
15	BEL - Belgium		2	2	4									2	2	4	4	=9
16	AUT - Austria		2		2									2		2	2	=12
17	CAN - Canada		1		1									1		1	1	=18
18	COL - Colombia			1	1			1	1						2	2	2	=12
18	POL - Poland			2	2										2	2	2	=12
20	POR - Portugal			1	1										1	1	1	=18
20	RSA - South Africa			1	1										1	1	1	=18
20	SWE - Sweden							1	1						1	1	1	=18
	<b>Total</b>	<b>20</b>	<b>20</b>	<b>20</b>	<b>60</b>	<b>13</b>	<b>13</b>	<b>13</b>	<b>39</b>	<b>1</b>	<b>1</b>	<b>1</b>	<b>3</b>	<b>34</b>	<b>34</b>	<b>34</b>	<b>102</b>	

**Legend:**

= Equal sign indicates that two or more NPCs share the same rank by total  
**S** SILVER **B** BRONZE

**G** GOLD  
**Tot.** Total

**Para Cycling Medal Standings**

Tableau des médailles - Para cyclisme

As of SAT 7 SEP 2024 at 15:33

**AFTER 51 OF 51 EVENTS**

Rank	NPC	Cycling Track				Cycling Road				Total				Rank by Total
		G	S	B	Tot.	G	S	B	Tot.	G	S	B	Tot.	
1	FRA - France	3	2	2	7	7	10	4	21	10	12	6	28	1
2	NED - Netherlands	2			2	8	3	3	14	10	3	3	16	3
3	GBR - Great Britain	5	6	3	14	4	2	2	8	9	8	5	22	2
4	CHN - People's Republic of China	3	3		6	2	1	1	4	5	4	1	10	5
5	AUS - Australia	3	1	1	5	1	3	2	6	4	4	3	11	4
6	USA - United States of America			1	1	4	1	2	7	4	1	3	8	=6
7	ESP - Spain		1	2	3	2	2	1	5	2	3	3	8	=6
8	ITA - Italy			1	1	1	2	4	7	1	2	5	8	=6
9	IRL - Ireland		1		1	1	1		2	1	2		3	=13
10	GER - Germany			2	2	1	1	3	5	1	1	5	7	9
11	UKR - Ukraine		1		1	1		1	2	1	1	1	3	=13
12	DEN - Denmark					1		1	2	1		1	2	=15
13	JPN - Japan					1			1	1			1	=20
13	SVK - Slovakia	1			1					1			1	=20
15	BEL - Belgium		1		1		2	2	4		3	2	5	=10
15	SUI - Switzerland			1	1		3	1	4		3	2	5	=10
17	AUT - Austria						2		2		2		2	=15
18	CAN - Canada			3	3		1		1		1	3	4	12
19	NZL - New Zealand		1	1	2						1	1	2	=15
20	COL - Colombia							2	2			2	2	=15
20	POL - Poland							2	2			2	2	=15
22	POR - Portugal							1	1			1	1	=20
22	RSA - South Africa							1	1			1	1	=20
22	SWE - Sweden							1	1			1	1	=20
	<b>Total:</b>	<b>17</b>	<b>17</b>	<b>17</b>	<b>51</b>	<b>34</b>	<b>34</b>	<b>34</b>	<b>102</b>	<b>51</b>	<b>51</b>	<b>51</b>	<b>153</b>	

**Note:**  
Rank by Total is calculated by the total number of gold, silver and bronze medals.

**Legend:**  
**B** Bronze      **G** Gold      **S** Silver  
**Tot.** Total      = Equal sign indicates that two or more NPCs share the same rank by total

## Para Cycling Multi-Medallists at these Games

Multimédaille(e)s lors de ces jeux - Para cyclisme

As of SAT 7 SEP 2024 at 15:33

Rank	Name	NPC Code	Discipline	Event	Medals	
					Type	Total
1	<b>UNWIN Sophie</b> HOLL Jenny	GBR	Cycling Road	Women's B Road Race	GOLD	4
			Cycling Track	Women's B 3000m Individual Pursuit	GOLD	
			Cycling Road	Women's B Individual Time Trial	SILVER	
			Cycling Track	Women's B 1000m Time Trial	BRONZE	
2	LEAUTE Alexandre	FRA	Cycling Road	Men's C2 Individual Time Trial	GOLD	4
			Cycling Track	Men's C2 3000m Individual Pursuit	GOLD	
			Cycling Road	Men's C1-3 Road Race	BRONZE	
			Cycling Track	Men's C1-3 1000m Time Trial	BRONZE	
3	<b>BANGMA Tristan</b> BOS Patrick	NED	Cycling Road	Men's B Individual Time Trial	GOLD	3
			Cycling Road	Men's B Road Race	GOLD	
			Cycling Track	Men's B 4000m Individual Pursuit	GOLD	
4	BOSREDON Mathieu	FRA	Cycling Road	Men's H3 Individual Time Trial	GOLD	3
			Cycling Road	Men's H3 Road Race	GOLD	
			Cycling Road	Mixed H1-5 Team Relay	GOLD	
5	JOUANNY Florian	FRA	Cycling Road	Men's H1-2 Road Race	GOLD	3
			Cycling Road	Mixed H1-5 Team Relay	GOLD	
			Cycling Road	Men's H2 Individual Time Trial	BRONZE	
6	<b>DUNLEVY Katie-George</b> McCRYSTAL Eve	IRL	Cycling Road	Women's B Individual Time Trial	GOLD	3
			Cycling Road	Women's B Road Race	SILVER	
			Cycling Track	Women's B 3000m Individual Pursuit	SILVER	
7	TEN ARGILES Ricardo	ESP	Cycling Road	Men's C1 Individual Time Trial	GOLD	3
			Cycling Track	Open C1-5 750m Team Sprint	SILVER	
			Cycling Track	Men's C1 3000m Individual Pursuit	BRONZE	
8	GAUGAIN Heidi	FRA	Cycling Road	Women's C5 Individual Time Trial	SILVER	3
			Cycling Road	Women's C4-5 Road Race	SILVER	
			Cycling Track	Women's C5 3000m Individual Pursuit	SILVER	
9	MAZZONE Luca	ITA	Cycling Road	Men's H2 Individual Time Trial	SILVER	3
			Cycling Road	Mixed H1-5 Team Relay	SILVER	
			Cycling Road	Men's H1-2 Road Race	BRONZE	
10	<b>FACHIE Lora</b> HALL Corrine	GBR	Cycling Road	Women's B Individual Time Trial	BRONZE	3
			Cycling Road	Women's B Road Race	BRONZE	
			Cycling Track	Women's B 3000m Individual Pursuit	BRONZE	
11	MASTERS Oksana	USA	Cycling Road	Women's H4-5 Individual Time Trial	GOLD	2
			Cycling Road	Women's H5 Road Race	GOLD	
12	STOREY Sarah	GBR	Cycling Road	Women's C5 Individual Time Trial	GOLD	2
			Cycling Road	Women's C4-5 Road Race	GOLD	
13	CHEN Jianxin	CHN	Cycling Road	Men's T1-2 Individual Time Trial	GOLD	2
			Cycling Road	Men's T1-2 Road Race	GOLD	
14	LI Zhangyu	CHN	Cycling Track	Men's C1 3000m Individual Pursuit	GOLD	2
			Cycling Track	Men's C1-3 1000m Time Trial	GOLD	
15	PLAT Jetze	NED	Cycling Road	Men's H4 Individual Time Trial	GOLD	2
			Cycling Road	Men's H4 Road Race	GOLD	
16	VALIZE Mitch	NED	Cycling Road	Men's H5 Individual Time Trial	GOLD	2
			Cycling Road	Men's H5 Road Race	GOLD	

## Para Cycling Multi-Medallists at these Games

Multimédaillé(e)s lors de ces jeux - Para cyclisme

As of SAT 7 SEP 2024 at 15:33

Rank	Name	NPC Code	Discipline	Event	Medals	
					Type	Total
17	van GASS Jaco	GBR	Cycling Track	Men's C3 3000m Individual Pursuit	GOLD	
			Cycling Track	Open C1-5 750m Team Sprint	GOLD	
18	PARKER Lauren	AUS	Cycling Road	Women's H1-4 Road Race	GOLD	2
			Cycling Road	Women's H1-3 Individual Time Trial	SILVER	
19	PATOUILLET Marie	FRA	Cycling Track	Women's C5 3000m Individual Pursuit	GOLD	2
			Cycling Track	Women's C4-5 500m Time Trial	SILVER	
20	DEMENTYEV Yehor	UKR	Cycling Road	Men's C4-5 Road Race	GOLD	2
			Cycling Track	Men's C5 4000m Individual Pursuit	SILVER	
21	GARROTE MUNOZ Sergio	ESP	Cycling Road	Men's H2 Individual Time Trial	GOLD	2
			Cycling Road	Men's H1-2 Road Race	SILVER	
22	GRAHAM Finlay	GBR	Cycling Road	Men's C1-3 Road Race	GOLD	2
			Cycling Track	Men's C3 3000m Individual Pursuit	SILVER	
23	le CUNFF Kevin	FRA	Cycling Road	Men's C4 Individual Time Trial	GOLD	2
			Cycling Road	Men's C4-5 Road Race	SILVER	
24	PEYROTON-DARTET Thomas	FRA	Cycling Road	Men's C3 Individual Time Trial	GOLD	2
			Cycling Road	Men's C1-3 Road Race	SILVER	
25	BRIM Katerina	USA	Cycling Road	Women's H1-3 Individual Time Trial	GOLD	2
			Cycling Road	Mixed H1-5 Team Relay	BRONZE	
26	HAUSBERGER Maike	GER	Cycling Road	Women's C1-3 Individual Time Trial	GOLD	2
			Cycling Track	Women's C1-3 500m Time Trial	BRONZE	
27	LUND Emma	DEN	Cycling Road	Women's T1-2 Road Race	GOLD	2
			Cycling Road	Women's T1-2 Individual Time Trial	BRONZE	
28	van SOEST Marieke	NED	Cycling Road	Women's T1-2 Individual Time Trial	GOLD	2
			Cycling Road	Women's T1-2 Road Race	BRONZE	
29	BODDINGTON Korey	AUS	Cycling Track	Men's C4-5 1000m Time Trial	GOLD	2
			Cycling Track	Open C1-5 750m Team Sprint	BRONZE	
30	FOULON Dorian	FRA	Cycling Track	Men's C5 4000m Individual Pursuit	GOLD	2
			Cycling Road	Men's C5 Individual Time Trial	BRONZE	
31	van TILL Celine	SUI	Cycling Road	Women's T1-2 Individual Time Trial	SILVER	2
			Cycling Road	Women's T1-2 Road Race	SILVER	
32	FRUEHWIRTH Thomas	AUT	Cycling Road	Men's H4 Individual Time Trial	SILVER	2
			Cycling Road	Men's H4 Road Race	SILVER	
33	LIANG Weicong	CHN	Cycling Track	Men's C1 3000m Individual Pursuit	SILVER	2
			Cycling Track	Men's C1-3 1000m Time Trial	SILVER	
34	QUAILE Johan	FRA	Cycling Road	Men's H3 Individual Time Trial	SILVER	2
			Cycling Road	Men's H3 Road Race	SILVER	
35	VERGNAUD Loic	FRA	Cycling Road	Men's H5 Individual Time Trial	SILVER	2
			Cycling Road	Men's H5 Road Race	SILVER	
36	VROMANT Ewoud	BEL	Cycling Road	Men's C2 Individual Time Trial	SILVER	2
			Cycling Track	Men's C2 3000m Individual Pursuit	SILVER	
37	RIGLING Flurina	SUI	Cycling Road	Women's C1-3 Road Race	SILVER	2
			Cycling Track	Women's C1-3 3000m Individual Pursuit	BRONZE	

## Para Cycling Multi-Medallists at these Games

Multimédaillé(e)s lors de ces jeux - Para cyclisme

As of SAT 7 SEP 2024 at 15:33

Rank	Name	NPC Code	Discipline	Event	Medals	
					Type	Total
38	SUN Bianbian	CHN	Cycling Road	Women's H5 Road Race	SILVER	
			Cycling Road	Women's H4-5 Individual Time Trial	BRONZE	
39	CABELLO LLAMAS Alfonso	ESP	Cycling Track	Open C1-5 750m Team Sprint	SILVER	2
			Cycling Track	Men's C4-5 1000m Time Trial	BRONZE	
40	TESTA Mirko	ITA	Cycling Road	Mixed H1-5 Team Relay	SILVER	2
			Cycling Road	Men's H3 Road Race	BRONZE	
41	DONOHOE Alistair	AUS	Cycling Road	Men's C5 Individual Time Trial	SILVER	2
			Cycling Track	Open C1-5 750m Team Sprint	BRONZE	
42	le ROUSSEAU Gatien	FRA	Cycling Road	Men's C4 Individual Time Trial	SILVER	2
			Cycling Track	Men's C4 4000m Individual Pursuit	BRONZE	
43	ter SCHURE Vincent FRANSEN Timo	NED	Cycling Road	Men's B Road Race	SILVER	2
			Cycling Road	Men's B Individual Time Trial	BRONZE	
44	ZEYEN-GILES Annika	GER	Cycling Road	Women's H1-3 Individual Time Trial	BRONZE	2
			Cycling Road	Women's H1-4 Road Race	BRONZE	



OUVRONS GRAND  
RAND LES JEUX OUV  
EN GAMES WIDE OF  
WIDE OPEN GAME  
OUVRONS GRAND  
RAND LES JEUX OUV  
EN GAM WIDE OF  
S WIDE O GAME  
OUVRONS GRAND  
RAND LES JEUX OUV  
EN GAMES WIDE OF  
S WIDE OPEN GAME  
OUVRONS GRAND  
RAND LES JEUX OUV

