

BOCCIA

BOCCIA

RESULTS BOOK

LIVRE DES
RÉSULTATS

VERSION 1.0

5 AUG 2024 – 23:30

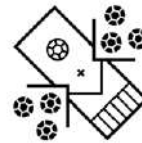


PARIS 2024



VERSION HISTORY

VERSION	DATE	CREATED BY	COMMENTS
1.0	5 AUG 2024	EMMA KARLSSON	FIRST VERSION



Competition Format and Rules

Format et règlement des compétitions
As of FRI 23 AUG 2024

PARALYMPIC COMPETITION FORMAT

Events

There are 11 boccia events on the Paris 2024 Paralympic Games programme.

MEN	WOMEN	MIXED
Individual BC1	Individual BC1	Teams BC1/BC2
Individual BC2	Individual BC2	Pairs BC3
Individual BC3	Individual BC3	Pairs BC4
Individual BC4	Individual BC4	

Individual events

The individual events will begin with a round robin stage, after which the events will follow a direct elimination phase.

Each athlete competes against all other athletes in their pool, with the top two athletes from each pool advancing to the quarterfinals. If the number of athletes exceeds the number of entries permitted in the elimination phase and there are not enough athletes for the next elimination round, play-offs and byes will be used to determine the total number of athletes so that a full elimination round can take place.

Athletes who do not progress to the elimination phase will be ranked ninth onwards based on the final position criteria.

The quarterfinal matches will proceed as follows:

Quarterfinal 1	A1	v	B2
Quarterfinal 2	A2	v	B1
Quarterfinal 3	C1	v	D2
Quarterfinal 4	C2	v	D1

The winners of the quarterfinals will progress to the semifinals, while the loser will be ranked fifth to eighth according to their point differential during the quarterfinals (or results in their previous round, if needed).

The semifinal matches will proceed as follows:

Semifinal 1	QF1 winner	v	QF4 winner
Semifinal 2	QF2 winner	v	QF3 winner

The winner of semifinals will progress to the gold medal match, while the loser plays in the bronze medal match.

Pair and team events

Pair and team events will begin with a round robin stage, after which the events will follow a direct elimination phase. The four pools of pairs/teams will play each other once. The top two pairs/teams in each pool qualify for the quarterfinals. The remaining pairs/teams will be ranked ninth onwards based on the positioning criteria for pairs/teams which do not advance to the elimination phase.

In the elimination phase, the highest seeded pairs/team will meet the lowest seeded pairs/teams. The elimination phase will follow the "advantage seeding" principle with crossover to prevent pairs/teams playing sides from the same pool.



Competition Format and Rules

Format et règlement des compétitions
As of FRI 23 AUG 2024

Quarterfinal 1	A1	v	B2
Quarterfinal 2	B1	v	A2
Quarterfinal 3	C1	v	D2
Quarterfinal 4	D1	v	C2

The losing pairs/teams will be ranked fifth to eighth based on the semifinal phase:

Semifinal 1	QF1 winner	v	QF4 winner
Semifinal 2	QF2 winner	v	QF3 winner

The semifinal winner will progress to the gold medal match, while the loser plays in the bronze medal match.

Positioning inside a pool

Any ties will be broken by the following criteria and order:

NO.	CRITERIA	DESCRIPTION
1	Number of wins	Total wins in descending order.
2	Head-to-head	Total number of wins in descending order against the other side(s) in the tie.
3	Points difference	Total number of points scored, minus the total number of points conceded in descending order.
4	Points for	Total number of points scored in descending order.
5	Ends won	Total number of ends won in descending order.
6	Positive points difference in a single match	Highest positive points difference (points scored, minus points conceded) in a single match in descending order.
7	Positive points difference in a single end	Highest positive points difference (points scored, minus points conceded) in a single end in descending order.
8	Seeding position	Seeding position for each side in ascending order.

The criteria for sides not advancing to the elimination stage are as follows:

NO.	CRITERIA	DESCRIPTION
1	Pool position	Rank achieved in pool in descending order.
2	Number of wins	Total wins in descending order.
3	Points difference	Total points scored, minus the total number of points conceded in descending order.
4	Points for	Total points scored in descending order.
5	Ends won	Total ends won in descending order.
6	Positive points difference (single match)	Highest positive points difference (points scored, minus points conceded) in a single match in descending order.
7	Positive points difference (single end)	Highest positive points difference (points scored, minus points conceded) in a single end in descending order.
8	Seeding position	Seeding position for each side in ascending order.



Competition Format and Rules

Format et règlement des compétitions
As of FRI 23 AUG 2024

Final position criteria

RANK	SIDE(S)
1	Winner of gold medal match
2	Loser of gold medal match
3	Winner of bronze medal match
4	Loser of bronze medal match
5-8	Loser of quarterfinal matches
9-16	Losers of pool stage

From fifth to 16th when more than one side will be eliminated at the same time (such as the four sides eliminated during the quarterfinals), the following criteria will determine the final rank:

NO.	CRITERIA	DESCRIPTION
1	Points difference	Total number of points scored minus total points conceded in descending order in that elimination round.
2	Points for	Total number of points scored in descending order in that elimination round.
3	Previous round	The results of the preceding round are considered and criteria 1 and 2 are applied to these results to split any ties.

For sides that are eliminated within the same round, their results from that round are compared first. Criteria one, and then two if a tie remains, are applied to the match they lost.

If there is still a tie, then the results from the previous rounds are compared. If there was no previous elimination stage round, then the pool stages are used.

SPORT RULES AND PROCEDURES

Scoring

In the boccia competition, each event has a number of ends. The number of throws each athlete receives varies accordingly:

- Individual: an athlete competes against an opponent of the same classification over four ends. Each athlete throws six balls each end.
- Pairs: two athletes are paired together and play against their opponents over four ends, with each athlete throwing three balls each end.
- Teams: three athletes form a team. At least one team member must have a BC1 classification. Competition lasts for six ends, and each athlete throws two balls each end.

At the completion of the ends, the points scored during each end are added together, and the individual/pair/team with the highest total score is declared the winner. If the scores are equal, a tiebreak is played, which constitutes one extra end. If it is still tied at the completion of the extra end, a second tiebreak is played. This procedure continues until a winner is decided.

Each end begins when an athlete throws the jack into his or her favoured position, and then throws the first coloured ball onto the court, according to the indication by the referee. After both sides have succeeded landing one ball in the court, the



Competition Format and Rules

Format et règlement des compétitions
As of FRI 23 AUG 2024

referee would indicate the side whose ball is not the closest to the jack continues to throw until it lands a ball closer than the closest ball of his or her opposing side to the jack or until it has no balls left.

Scoring will be overseen by the referee after all balls have been thrown by both sides.

Once all six colour balls of both sides have been thrown, the side with the ball closest to the jack will score one point and receive one additional point for each ball closer to the jack than its opponent's closest ball. If two or more balls of different colours are equidistant and are closest to the jack, then each side will receive one point per ball. In case a side is penalised by the referee for a specified violation during an end, a penalty ball may be awarded to the opponent, which means an additional ball will be thrown by that side. If that additional ball stops inside the 25cm target box on the court without touching the outside lines, the side throwing the penalty ball is awarded one additional point.

A ball is considered to be a dead ball when it is:

- not thrown before the side's time expires;
- thrown out of the competition court;
- removed by a referee following a violation.

Competition rules

The boccia competition will be held in accordance with the editions of the following documents that are in force at the time of the Games:

- The BISFed International Boccia Rules v.2.1 (available at <http://www.bisfed.com/about-boccia/rules>)
- The IPC Handbook (available at <https://www.paralympic.org/the-ipc/handbook>)

World Boccia, working with Paris 2024 competition management, will be responsible for the technical control and direction of the boccia competition at the Paris 2024 Paralympic Games.

CHANGES SINCE THE TOKYO 2020 PARALYMPIC GAMES

- Individual events are no longer mixed gender, and as a result there are eight individual events instead of the four at Tokyo 2020.
- Athlete seeding has changed. Only the top player in each pool is seeded, and the others are subject to a draw.
- The top two competitors from each pool progress to the elimination phase.
- Play-off matches may be required to progress to the quarterfinal or semifinal phase depending on the number of pools.
- Sport assistants for BC3 events are now known as ramp operators.

DIFFERENCES FROM THE OLYMPIC GAMES

- There is no Olympic Games equivalent for boccia.

For further information, please consult: www.worldboccia.com



Medal Standings

Tableau des médailles

As of THU 5 SEP 2024 at 22:18

AFTER 11 OF 11 EVENTS

Rank	NPC	Men				Women				Mixed				Total				Rank by Total
		G	S	B	Tot	G	S	B	Tot	G	S	B	Tot	G	S	B	Tot	
1	Hong Kong, China	1	0	0	1	1	1	0	2	1	1	0	2	3	2	0	5	=1
2	People's Republic of China	0	0	0	0	1	0	0	1	1	0	0	1	2	0	0	2	=6
3	Republic of Korea	1	1	0	2	0	1	1	2	0	1	0	1	1	3	1	5	=1
4	Colombia	0	1	0	1	0	0	1	1	1	0	0	1	1	1	1	3	=4
5	Thailand	1	0	1	2	0	0	0	0	0	0	1	1	1	0	2	3	=4
6	France	0	0	0	0	1	0	0	1	0	0	0	0	1	0	0	1	=9
6	Great Britain	1	0	0	1	0	0	0	0	0	0	0	0	1	0	0	1	=9
6	Portugal	0	0	0	0	1	0	0	1	0	0	0	0	1	0	0	1	=9
9	Indonesia	0	1	1	2	0	0	1	1	0	1	0	1	0	2	2	4	3
10	Australia	0	1	0	1	0	1	0	1	0	0	0	0	0	2	0	2	=6
11	Singapore	0	0	0	0	0	1	0	1	0	0	0	0	0	1	0	1	=9
12	Japan	0	0	0	0	0	0	1	1	0	0	1	1	0	0	2	2	=6
13	Argentina	0	0	0	0	0	0	0	0	0	0	1	1	0	0	1	1	=9
13	Greece	0	0	1	1	0	0	0	0	0	0	0	0	0	0	1	1	=9
13	Ukraine	0	0	1	1	0	0	0	0	0	0	0	0	0	0	1	1	=9
	Total:	4	4	4	12	4	4	4	12	3	3	3	9	11	11	11	33	

Legend:

B Bronze

G Gold

S Silver

Tot Total

'=' Equal sign indicates that two or more NPCs share the same rank by total



Medallists by Event

Médaille(s) par épreuve

As of THU 5 SEP 2024 at 22:17

AFTER 11 OF 11 EVENTS

Event	Date	Type of Medal	Name	NPC Code
Men's Individual - BC1	MON 2 SEP	GOLD	LOUNG John	HKG
		SILVER	JUNG Sungjoon	KOR
		BRONZE	SYAFA Muhamad	INA
Men's Individual - BC2	SUN 1 SEP	GOLD	SAENGAMPA Worawut	THA
		SILVER	HERLANGGA Muhammad Bintang	INA
		BRONZE	VONGSA Watcharaphon	THA
Men's Individual - BC3	MON 2 SEP	GOLD	JEONG Howon Ramp Operator: KIM Seungkyum	KOR
		SILVER	MICHEL Daniel Ramp Operator: MADDERN Ashlee	AUS
		BRONZE	POLYCHRONIDIS Grigorios Ramp Operator: PATRONI Aikaterini	GRE
Men's Individual - BC4	MON 2 SEP	GOLD	McGUIRE Stephen	GBR
		SILVER	CHICA CHICA Edilson	COL
		BRONZE	KOLINKO Artem	UKR
Women's Individual - BC1	MON 2 SEP	GOLD	AUBERT Aurelie	FRA
		SILVER	TAN Yee Ting Jeralyn	SGP
		BRONZE	ENDO Hiromi	JPN
Women's Individual - BC2	SUN 1 SEP	GOLD	GONCALVES Cristina	POR
		SILVER	JEONG Soyeong	KOR
		BRONZE	ZAYANA Gischa	INA
Women's Individual - BC3	MON 2 SEP	GOLD	HO Yuen Kei Ramp Operator: LEE Wing Kit	HKG
		SILVER	LEESON Jamieson Ramp Operator: HAYDON Jasmine	AUS
		BRONZE	KANG Sunhee Ramp Operator: PARK Seyeol	KOR
Women's Individual - BC4	MON 2 SEP	GOLD	LIN Ximei	CHN
		SILVER	CHEUNG Yuen	HKG
		BRONZE	CHICA CHICA Leidy	COL
Mixed Pairs - BC3	THU 5 SEP	GOLD	HO Yuen Kei Ramp Operator: LEE Wing Kit TSE Tak Wah Ramp Operator: LAU Wai Ki	HKG
		SILVER	JEONG Howon Ramp Operator: KIM Seungkyum KANG Sunhee Ramp Operator: PARK Seyeol	KOR
		BRONZE	FERRANDO Stefania Ramp Operator: FERREYRA Juan ROMERO Rodrigo Ramp Operator: VILLAGRA Leandro	ARG
Mixed Pairs - BC4	THU 5 SEP	GOLD	CHICA CHICA Edilson CHICA CHICA Leidy	COL
		SILVER	CHEUNG Yuen LEUNG Yuk Wing	HKG
		BRONZE	LARPYEN Pornchok PHONSILA Nuanchan	THA



Medallists by Event

Médaille(s) par épreuve

As of THU 5 SEP 2024 at 22:17

AFTER 11 OF 11 EVENTS

Event	Date	Type of Medal	Name	NPC Code
Mixed Team - BC1/BC2	THU 5 SEP	GOLD	LAN Zhijian YAN Zhiqiang ZHANG Qi	CHN
		SILVER	SYAFA Muhamad YUDHA Felix Ardi ZAYANA Gischa	INA
		BRONZE	ENDO Hiromi HIROSE Takayuki SUGIMURA Hidetaka	JPN



Entry List by NPC

Liste d'inscriptions par CNP

As of TUE 27 AUG 2024

NPC Code	NPC	Sport Class	No.	Name	Gender	Event
ARG	Argentina	BC1	1109	FLORES Ailen	F	Women's Individual - BC1
		BC2	2206	CRISTALDO Luis	M	Men's Individual - BC2
		BC3	1313	FERRANDO Stefania Ramp Operator: FERREYRA Juan	F	Mixed Pairs - BC3 Women's Individual - BC3
		BC3	2315	ROMERO Rodrigo Ramp Operator: VILLAGRA L	M	Mixed Pairs - BC3 Men's Individual - BC3
AUS	Australia	BC3	1308	LEESON Jamieson Ramp Operator: HAYDON Jasmine	F	Mixed Pairs - BC3 Women's Individual - BC3
		BC3	2301	MICHEL Daniel Ramp Operator: MADDERN Ashlee	M	Mixed Pairs - BC3 Men's Individual - BC3
BEL	Belgium	BC2	2208	ROMBOUTS Francis	M	Men's Individual - BC2
BER	Bermuda	BC1	1103	ANDRADE Yushae	F	Women's Individual - BC1
BRA	Brazil	BC1	1101	OLIVEIRA Andreza	F	Mixed Team - BC1/BC2 Women's Individual - BC1
		BC1	2109	OLIVEIRA Jose	M	Men's Individual - BC1
		BC2	2203	SANTOS Maciel	M	Mixed Team - BC1/BC2 Men's Individual - BC2
		BC2	2215	SILVA Iuri	M	Mixed Team - BC1/BC2 Men's Individual - BC2
		BC3	1303	OLIVEIRA Evelyn Ramp Operator: FERREIRA R	F	Mixed Pairs - BC3 Women's Individual - BC3
		BC3	1310	CALADO Evani Ramp Operator: SILVA Renata	F	Women's Individual - BC3
		BC3	2305	CARVALHO Mateus Ramp Operator: CARVALHO Oscar	M	Mixed Pairs - BC3 Men's Individual - BC3
		BC4	1414	TEIXEIRA Laissa Polyana	F	Mixed Pairs - BC4 Women's Individual - BC4
		BC4	2413	COSTA Andre	M	Mixed Pairs - BC4 Men's Individual - BC4
CAN	Canada	BC1	2111	CRYDERMAN Lance	M	Men's Individual - BC1
		BC2	2213	ALLARD Danik	M	Men's Individual - BC2
		BC4	1402	LEVINE Alison	F	Mixed Pairs - BC4 Women's Individual - BC4
		BC4	2408	CIOBANU Iulian	M	Mixed Pairs - BC4 Men's Individual - BC4



Entry List by NPC

Liste d'inscriptions par CNP

As of TUE 27 AUG 2024

NPC Code	NPC	Sport Class	No.	Name	Gender	Event
CHN	People's Republic of China	BC1	1108	ZHANG Qi	F	Mixed Team - BC1/BC2 Women's Individual - BC1
		BC2	2221	LAN Zhijian	M	Mixed Team - BC1/BC2 Men's Individual - BC2
		BC2	2223	YAN Zhiqiang	M	Mixed Team - BC1/BC2 Men's Individual - BC2
		BC4	1413	LIN Ximei	F	Mixed Pairs - BC4 Women's Individual - BC4
		BC4	2411	ZHENG Yuansen	M	Mixed Pairs - BC4 Men's Individual - BC4
COL	Colombia	BC3	2313	ROMERO Jesus Ramp Operator: ROMERO Reynel	M	Men's Individual - BC3
		BC4	1401	CHICA CHICA Leidy	F	Mixed Pairs - BC4 Women's Individual - BC4
		BC4	2402	CHICA CHICA Edilson	M	Mixed Pairs - BC4 Men's Individual - BC4
		BC4	2406	GRISALES Euclides	M	Men's Individual - BC4
CRO	Croatia	BC1	1104	BASIC Dora	F	Women's Individual - BC1
		BC4	1411	ARAMBASIC Anamaria	F	Mixed Pairs - BC4 Women's Individual - BC4
		BC4	2407	KOMAR Davor	M	Mixed Pairs - BC4 Men's Individual - BC4
CZE	Czechia	BC3	1315	CERMAKOVA Marcela Ramp Operator: CERMAKOVA Z	F	Mixed Pairs - BC3 Women's Individual - BC3
		BC3	2302	PESKA Adam Ramp Operator: PESKOVA Ivana	M	Mixed Pairs - BC3 Men's Individual - BC3
ECU	Ecuador	BC2	1212	LEON Joselyn	F	Women's Individual - BC2
EGY	Egypt	BC4	1415	ELFAR Hanaa	F	Mixed Pairs - BC4 Women's Individual - BC4
		BC4	2415	ALLAM Mahmoud	M	Mixed Pairs - BC4 Men's Individual - BC4
ESA	El Salvador	BC2	1205	DUARTE Rebeca	F	Women's Individual - BC2
		BC2	2218	SAYES Mario	M	Men's Individual - BC2
ESP	Spain	BC1	1107	ARRIETA Amagoia	F	Women's Individual - BC1
		BC4	1416	ALLER MAYO Sara	F	Mixed Pairs - BC4 Women's Individual - BC4
		BC4	2414	AGACHE Vasile	M	Mixed Pairs - BC4 Men's Individual - BC4



Entry List by NPC

Liste d'inscriptions par CNP

As of TUE 27 AUG 2024

NPC Code	NPC	Sport Class	No.	Name	Gender	Event
FRA	France	BC1	1111	AUBERT Aurelie	F	Mixed Team - BC1/BC2 Women's Individual - BC1
		BC2	2219	MEGUENNI Faycal	M	Mixed Team - BC1/BC2 Men's Individual - BC2
		BC2	2220	FABRE Aurelien	M	Mixed Team - BC1/BC2 Men's Individual - BC2
		BC3	1301	HECKEL Sonia Ramp Operator: BRACHET F	F	Mixed Pairs - BC3 Women's Individual - BC3
		BC3	2314	MENARD Jules Ramp Operator: MENARD C	M	Mixed Pairs - BC3 Men's Individual - BC3
GBR	Great Britain	BC1	2101	SMITH David	M	Mixed Team - BC1/BC2 Men's Individual - BC1
		BC2	1201	TAGGART Claire	F	Mixed Team - BC1/BC2 Women's Individual - BC2
		BC2	1211	HAGGO Kayleigh	F	Mixed Team - BC1/BC2 Women's Individual - BC2
		BC3	1314	KIDSON Sally Ramp Operator: STEWART Hannah	F	Mixed Pairs - BC3 Women's Individual - BC3
		BC3	2307	ARNOTT William Ramp Operator: WELLFARE C	M	Mixed Pairs - BC3 Men's Individual - BC3
		BC3	2310	WILSON Patrick Ramp Operator: GREENWOOD M	M	Men's Individual - BC3
		BC4	2403	McGUIRE Stephen	M	Men's Individual - BC4
GER	Germany	BC4	1409	RAGUWARAN Anita	F	Women's Individual - BC4
		BC4	2409	NICOLAI Boris	M	Men's Individual - BC4
GRE	Greece	BC3	1304	NTENTA Anna Ramp Operator: NTENTA C	F	Mixed Pairs - BC3 Women's Individual - BC3
		BC3	2304	POLYCHRONIDIS Grigorios Ramp Operator: PATRONI A	M	Mixed Pairs - BC3 Men's Individual - BC3
		BC4	1407	MORFI METZOU Chrysi	F	Women's Individual - BC4
HKG	Hong Kong, China	BC1	2106	LOUNG John	M	Men's Individual - BC1
		BC2	1202	YEUNG Hiu Lam	F	Women's Individual - BC2
		BC3	1302	HO Yuen Kei Ramp Operator: LEE Wing Kit	F	Mixed Pairs - BC3 Women's Individual - BC3
		BC3	2309	TSE Tak Wah Ramp Operator: LAU Wai Ki	M	Mixed Pairs - BC3 Men's Individual - BC3
		BC4	1403	CHEUNG Yuen	F	Mixed Pairs - BC4 Women's Individual - BC4
		BC4	2404	LEUNG Yuk Wing	M	Mixed Pairs - BC4 Men's Individual - BC4



Entry List by NPC

Liste d'inscriptions par CNP

As of TUE 27 AUG 2024

NPC Code	NPC	Sport Class	No.	Name	Gender	Event
HUN	Hungary	BC2	1209	NAGY Vivien	F	Women's Individual - BC2
		BC4	1405	SZABO Alexandra	F	Women's Individual - BC4
INA	Indonesia	BC1	2102	SYAFA Muhamad	M	Mixed Team - BC1/BC2 Men's Individual - BC1
		BC2	1207	ZAYANA Gischa	F	Mixed Team - BC1/BC2 Women's Individual - BC2
		BC2	2204	YUDHA Felix Ardi	M	Mixed Team - BC1/BC2 Men's Individual - BC2
		BC2	2207	HERLANGGA Muhammad Bintang	M	Men's Individual - BC2
ISR	Israel	BC2	2209	LEVI Nadav	M	Men's Individual - BC2
JPN	Japan	BC1	1105	ENDO Hiromi	F	Mixed Team - BC1/BC2 Women's Individual - BC1
		BC1	1106	FUJII Yuriko	F	Women's Individual - BC1
		BC2	2205	SUGIMURA Hidetaka	M	Mixed Team - BC1/BC2 Men's Individual - BC2
		BC2	2212	HIROSE Takayuki	M	Mixed Team - BC1/BC2 Men's Individual - BC2
		BC3	1312	ICHINOE Ayane Ramp Operator: ICHINOE Kenji	F	Mixed Pairs - BC3 Women's Individual - BC3
		BC3	2312	ARITA Masayuki Ramp Operator: ARITA Chiho	M	Mixed Pairs - BC3 Men's Individual - BC3
		BC4	2405	UCHIDA Shunsuke	M	Men's Individual - BC4
KOR	Republic of Korea	BC1	2107	KIM Dohyun	M	Men's Individual - BC1
		BC1	2110	JUNG Sungjoon	M	Mixed Team - BC1/BC2 Men's Individual - BC1
		BC2	1203	JEONG Soyeong	F	Mixed Team - BC1/BC2 Women's Individual - BC2
		BC2	2217	SEO Minkyu	M	Mixed Team - BC1/BC2 Men's Individual - BC2
		BC3	1309	KANG Sunhee Ramp Operator: PARK Seyeol	F	Mixed Pairs - BC3 Women's Individual - BC3
		BC3	2303	JEONG Howon Ramp Operator: KIM Seungkyum	M	Mixed Pairs - BC3 Men's Individual - BC3
MAS	Malaysia	BC2	2214	LEE Chee Hoong	M	Men's Individual - BC2
		BC4	1410	MAT SALIM Noor Askuzaimy	F	Mixed Pairs - BC4 Women's Individual - BC4
		BC4	2416	ABDUL RAHMAN Abdul Razzaq	M	Mixed Pairs - BC4 Men's Individual - BC4



Entry List by NPC

Liste d'inscriptions par CNP

As of TUE 27 AUG 2024

NPC Code	NPC	Sport Class	No.	Name	Gender	Event
MEX	Mexico	BC1	2108	SANCHEZ REYES Eduardo	M	Men's Individual - BC1
NED	Netherlands	BC1	2105	PEREZ Daniel	M	Mixed Team - BC1/BC2 Men's Individual - BC1
		BC2	1204	van ENGELEN Chantal	F	Mixed Team - BC1/BC2 Women's Individual - BC2
		BC2	2216	DEKKER Marco	M	Mixed Team - BC1/BC2 Men's Individual - BC2
PER	Peru	BC3	1305	CALLUPE Niurka Ramp Operator: VELA Carolina	F	Women's Individual - BC3
POL	Poland	BC1	1110	KOZA Kinga	F	Women's Individual - BC1
		BC3	1311	OWCZARZ Edyta Ramp Operator: OWCZARZ K	F	Women's Individual - BC3
		BC3	2308	ISKRZYCKI Damian Ramp Operator: BOROWSKI D	M	Men's Individual - BC3
POR	Portugal	BC1	2104	RAMOS Andre	M	Mixed Team - BC1/BC2 Men's Individual - BC1
		BC2	1206	GONCALVES Cristina	F	Mixed Team - BC1/BC2 Women's Individual - BC2
		BC2	1208	CORREIA Ana	F	Women's Individual - BC2
		BC2	2211	ARAUJO David	M	Mixed Team - BC1/BC2 Men's Individual - BC2
		BC3	1306	COSTA Ana Ramp Operator: VIEIRA Maria	F	Women's Individual - BC3
		BC3	2306	GONCALVES Jose Ramp Operator: CORREIA Paulo	M	Men's Individual - BC3
		BC4	1404	OLIVEIRA Carla	F	Women's Individual - BC4
RSA	South Africa	BC3	1316	JORDAAN Eianza Ramp Operator: JORDAAN Sandre	F	Mixed Pairs - BC3 Women's Individual - BC3
		BC3	2316	MORAPEDI Karabo Ramp Operator: RAMOCHELA M	M	Mixed Pairs - BC3 Men's Individual - BC3
SGP	Singapore	BC1	1102	TAN Yee Ting Jeralyn	F	Women's Individual - BC1



Entry List by NPC

Liste d'inscriptions par CNP

As of TUE 27 AUG 2024

NPC Code	NPC	Sport Class	No.	Name	Gender	Event
SVK	Slovakia	BC1	2112	KRAL Tomas	M	Mixed Team - BC1/BC2 Men's Individual - BC1
		BC2	1210	JANKECHOVA Eliska	F	Mixed Team - BC1/BC2 Women's Individual - BC2
		BC2	2210	MEZIK Robert	M	Mixed Team - BC1/BC2 Men's Individual - BC2
		BC4	1412	VOZAROVA Kristina	F	Mixed Pairs - BC4 Women's Individual - BC4
		BC4	2412	STREHARSKY Martin	M	Mixed Pairs - BC4 Men's Individual - BC4
THA	Thailand	BC1	2103	HUADPRADIT Witsanu	M	Mixed Team - BC1/BC2 Men's Individual - BC1
		BC2	1213	PHROMSIRI Satanan	F	Mixed Team - BC1/BC2
		BC2	2201	VONGSA Watcharaphon	M	Mixed Team - BC1/BC2 Men's Individual - BC2
		BC2	2202	SAENGAMPA Worawut	M	Men's Individual - BC2
		BC3	1307	KLA-HAN Ladamane Ramp Operator: THEPPRAKOB K	F	Mixed Pairs - BC3 Women's Individual - BC3
		BC3	2311	CHOOCHUENKLIN Akkadej Ramp Operator: JAROENSUK S	M	Mixed Pairs - BC3 Men's Individual - BC3
		BC4	1406	PHONSILA Nuanchan	F	Mixed Pairs - BC4 Women's Individual - BC4
BC4	2401	LARPYEN Pornchok	M	Mixed Pairs - BC4 Men's Individual - BC4		
TUN	Tunisia	BC1	1112	AOUNALLAH Maha	F	Mixed Team - BC1/BC2 Women's Individual - BC1
		BC2	2222	TAYAHY Achraf	M	Mixed Team - BC1/BC2 Men's Individual - BC2
		BC2	2224	BEN YOUB Ayed	M	Mixed Team - BC1/BC2 Men's Individual - BC2
UKR	Ukraine	BC4	1408	KONENKO Nataliia	F	Mixed Pairs - BC4 Women's Individual - BC4
		BC4	2410	KOLINKO Artem	M	Mixed Pairs - BC4 Men's Individual - BC4

Legend:
F Female

M Male

No. Bib Number



Entry List by Event

Liste d'inscriptions par épreuve

As of TUE 27 AUG 2024

NPC Code	NPC	No.	Name
CAN	Canada	2111	CRYDERMAN Lance
THA	Thailand	2103	HUADPRADIT Witsanu
KOR	Republic of Korea	2110	JUNG Sungjoon
KOR	Republic of Korea	2107	KIM Dohyun
SVK	Slovakia	2112	KRAL Tomas
HKG	Hong Kong, China	2106	LOUNG John
BRA	Brazil	2109	OLIVEIRA Jose
NED	Netherlands	2105	PEREZ Daniel
POR	Portugal	2104	RAMOS Andre
MEX	Mexico	2108	SANCHEZ REYES Eduardo
GBR	Great Britain	2101	SMITH David
INA	Indonesia	2102	SYAFA Muhamad

Total Athletes: 12

Legend:

No. Bib Number



Entry List by Event

Liste d'inscriptions par épreuve

As of TUE 27 AUG 2024

NPC Code	NPC	No.	Name
CAN	Canada	2213	ALLARD Danik
POR	Portugal	2211	ARAUJO David
TUN	Tunisia	2224	BEN YOUB Ayed
ARG	Argentina	2206	CRISTALDO Luis
NED	Netherlands	2216	DEKKER Marco
FRA	France	2220	FABRE Aurelien
INA	Indonesia	2207	HERLANGGA Muhammad Bintang
JPN	Japan	2212	HIROSE Takayuki
CHN	People's Republic of China	2221	LAN Zhijian
MAS	Malaysia	2214	LEE Chee Hoong
ISR	Israel	2209	LEVI Nadav
FRA	France	2219	MEGUENNI Faycal
SVK	Slovakia	2210	MEZIK Robert
BEL	Belgium	2208	ROMBOUTS Francis
THA	Thailand	2202	SAENGAMPA Worawut
BRA	Brazil	2203	SANTOS Maciel
ESA	El Salvador	2218	SAYES Mario
KOR	Republic of Korea	2217	SEO Minkyu
BRA	Brazil	2215	SILVA Iuri
JPN	Japan	2205	SUGIMURA Hidetaka
TUN	Tunisia	2222	TAYAHY Achraf
THA	Thailand	2201	VONGSA Watcharaphon
CHN	People's Republic of China	2223	YAN Zhiqiang
INA	Indonesia	2204	YUDHA Felix Ardi

Total Athletes: 24

Legend:
No. Bib Number



Entry List by Event

Liste d'inscriptions par épreuve

As of TUE 27 AUG 2024

NPC Code	NPC	No.	Name
JPN	Japan	2312	ARITA Masayuki Ramp Operator: ARITA Chiho
GBR	Great Britain	2307	ARNOTT William Ramp Operator: WELLFARE Connor
BRA	Brazil	2305	CARVALHO Mateus Ramp Operator: CARVALHO Oscar
THA	Thailand	2311	CHOOCHUENKLIN Akkadej Ramp Operator: JAROENSUK Seksan
POR	Portugal	2306	GONCALVES Jose Ramp Operator: CORREIA Paulo
POL	Poland	2308	ISKRZYCKI Damian Ramp Operator: BOROWSKI Dariusz
KOR	Republic of Korea	2303	JEONG Howon Ramp Operator: KIM Seungkyum
FRA	France	2314	MENARD Jules Ramp Operator: MENARD Christophe
AUS	Australia	2301	MICHEL Daniel Ramp Operator: MADDERN Ashlee
RSA	South Africa	2316	MORAPEDI Karabo Ramp Operator: RAMOCHELA Matobako
CZE	Czechia	2302	PESKA Adam Ramp Operator: PESKOVA Ivana
GRE	Greece	2304	POLYCHRONIDIS Grigorios Ramp Operator: PATRONI Aikaterini
COL	Colombia	2313	ROMERO Jesus Ramp Operator: ROMERO Reynel
ARG	Argentina	2315	ROMERO Rodrigo Ramp Operator: VILLAGRA Leandro
HKG	Hong Kong, China	2309	TSE Tak Wah Ramp Operator: LAU Wai Ki
GBR	Great Britain	2310	WILSON Patrick Ramp Operator: GREENWOOD Meredith

Total Athletes: 16

Legend:
No. Bib Number



Entry List by Event

Liste d'inscriptions par épreuve

As of TUE 27 AUG 2024

NPC Code	NPC	No.	Name
MAS	Malaysia	2416	ABDUL RAHMAN Abdul Razzaq
ESP	Spain	2414	AGACHE Vasile
EGY	Egypt	2415	ALLAM Mahmoud
COL	Colombia	2402	CHICA CHICA Edilson
CAN	Canada	2408	CIOBANU Iulian
BRA	Brazil	2413	COSTA Andre
COL	Colombia	2406	GRISALES Euclides
UKR	Ukraine	2410	KOLINKO Artem
CRO	Croatia	2407	KOMAR Davor
THA	Thailand	2401	LARPYEN Pornchok
HKG	Hong Kong, China	2404	LEUNG Yuk Wing
GBR	Great Britain	2403	McGUIRE Stephen
GER	Germany	2409	NICOLAI Boris
SVK	Slovakia	2412	STREHARSKY Martin
JPN	Japan	2405	UCHIDA Shunsuke
CHN	People's Republic of China	2411	ZHENG Yuansen

Total Athletes: 16

Legend:
No. Bib Number



Entry List by Event

Liste d'inscriptions par épreuve

As of TUE 27 AUG 2024

NPC Code	NPC	No.	Name
BER	Bermuda	1103	ANDRADE Yushae
TUN	Tunisia	1112	AOUNALLAH Maha
ESP	Spain	1107	ARRIETA Amagoia
FRA	France	1111	AUBERT Aurelie
CRO	Croatia	1104	BASIC Dora
JPN	Japan	1105	ENDO Hiromi
ARG	Argentina	1109	FLORES Ailen
JPN	Japan	1106	FUJII Yuriko
POL	Poland	1110	KOZA Kinga
BRA	Brazil	1101	OLIVEIRA Andreza
SGP	Singapore	1102	TAN Yee Ting Jeralyn
CHN	People's Republic of China	1108	ZHANG Qi

Total Athletes: 12

Legend:

No. Bib Number



Entry List by Event

Liste d'inscriptions par épreuve

As of TUE 27 AUG 2024

NPC Code	NPC	No.	Name
POR	Portugal	1208	CORREIA Ana
ESA	El Salvador	1205	DUARTE Rebeca
POR	Portugal	1206	GONCALVES Cristina
GBR	Great Britain	1211	HAGGO Kayleigh
SVK	Slovakia	1210	JANKECHOVA Eliska
KOR	Republic of Korea	1203	JEONG Soyeong
ECU	Ecuador	1212	LEON Joselyn
HUN	Hungary	1209	NAGY Vivien
GBR	Great Britain	1201	TAGGART Claire
NED	Netherlands	1204	van ENGELEN Chantal
HKG	Hong Kong, China	1202	YEUNG Hiu Lam
INA	Indonesia	1207	ZAYANA Gischa

Total Athletes: 12

Legend:

No. Bib Number



Entry List by Event

Liste d'inscriptions par épreuve

As of TUE 27 AUG 2024

NPC Code	NPC	No.	Name
BRA	Brazil	1310	CALADO Evani Ramp Operator: SILVA Renata
PER	Peru	1305	CALLUPE Niurka Ramp Operator: VELA Carolina
CZE	Czechia	1315	CERMAKOVA Marcela Ramp Operator: CERMAKOVA Zuzana
POR	Portugal	1306	COSTA Ana Ramp Operator: VIEIRA Maria
ARG	Argentina	1313	FERRANDO Stefania Ramp Operator: FERREYRA Juan
FRA	France	1301	HECKEL Sonia Ramp Operator: BRACHET Florent
HKG	Hong Kong, China	1302	HO Yuen Kei Ramp Operator: LEE Wing Kit
JPN	Japan	1312	ICHINOE Ayane Ramp Operator: ICHINOE Kenji
RSA	South Africa	1316	JORDAAN Elanza Ramp Operator: JORDAAN Sandre
KOR	Republic of Korea	1309	KANG Sunhee Ramp Operator: PARK Seyeol
GBR	Great Britain	1314	KIDSON Sally Ramp Operator: STEWART Hannah
THA	Thailand	1307	KLA-HAN Ladamanee Ramp Operator: THEPPRAKOB Kloyjai
AUS	Australia	1308	LEESON Jamieson Ramp Operator: HAYDON Jasmine
GRE	Greece	1304	NTENTA Anna Ramp Operator: NTENTA Cristina
BRA	Brazil	1303	OLIVEIRA Evelyn Ramp Operator: FERREIRA Roberto
POL	Poland	1311	OWCZARZ Edyta Ramp Operator: OWCZARZ Krystyna

Total Athletes: 16

Legend:
No. Bib Number



Entry List by Event

Liste d'inscriptions par épreuve

As of TUE 27 AUG 2024

NPC Code	NPC	No.	Name
ESP	Spain	1416	ALLER MAYO Sara
CRO	Croatia	1411	ARAMBASIC Anamaria
HKG	Hong Kong, China	1403	CHEUNG Yuen
COL	Colombia	1401	CHICA CHICA Leidy
EGY	Egypt	1415	ELFAR Hanaa
UKR	Ukraine	1408	KONENKO Nataliia
CAN	Canada	1402	LEVINE Alison
CHN	People's Republic of China	1413	LIN Ximei
MAS	Malaysia	1410	MAT SALIM Noor Askuzaimy
GRE	Greece	1407	MORFI METZOU Chrysi
POR	Portugal	1404	OLIVEIRA Carla
THA	Thailand	1406	PHONSILA Nuanchan
GER	Germany	1409	RAGUWARAN Anita
HUN	Hungary	1405	SZABO Alexandra
BRA	Brazil	1414	TEIXEIRA Laissa Polyana
SVK	Slovakia	1412	VOZAROVA Kristina

Total Athletes: 16

Legend:

No. Bib Number



Entry List by Event

Liste d'inscriptions par épreuve

As of TUE 27 AUG 2024

NPC Code	NPC	Sport Class	No.	Name	Gender
ARG	Argentina	BC3	1313	FERRANDO Stefania Ramp Operator: FERREYRA Juan	F
		BC3	2315	ROMERO Rodrigo Ramp Operator: VILLAGRA Leandro	M
AUS	Australia	BC3	1308	LEESON Jamieson Ramp Operator: HAYDON Jasmine	F
		BC3	2301	MICHEL Daniel Ramp Operator: MADDERN Ashlee	M
BRA	Brazil	BC3	1303	OLIVEIRA Evelyn Ramp Operator: FERREIRA Roberto	F
		BC3	2305	CARVALHO Mateus Ramp Operator: CARVALHO Oscar	M
CZE	Czechia	BC3	1315	CERMAKOVA Marcela Ramp Operator: CERMAKOVA Zuzana	F
		BC3	2302	PESKA Adam Ramp Operator: PESKOVA Ivana	M
FRA	France	BC3	1301	HECKEL Sonia Ramp Operator: BRACHET Florent	F
		BC3	2314	MENARD Jules Ramp Operator: MENARD Christophe	M
GBR	Great Britain	BC3	1314	KIDSON Sally Ramp Operator: STEWART Hannah	F
		BC3	2307	ARNOTT William Ramp Operator: WELLFARE Connor	M
GRE	Greece	BC3	1304	NTENTA Anna Ramp Operator: NTENTA Cristina	F
		BC3	2304	POLYCHRONIDIS Grigorios Ramp Operator: PATRONI Aikaterini	M
HKG	Hong Kong, China	BC3	1302	HO Yuen Kei Ramp Operator: LEE Wing Kit	F
		BC3	2309	TSE Tak Wah Ramp Operator: LAU Wai Ki	M



Entry List by Event

Liste d'inscriptions par épreuve

As of TUE 27 AUG 2024

NPC Code	NPC	Sport Class	No.	Name	Gender
JPN	Japan	BC3	1312	ICHINOE Ayane Ramp Operator: ICHINOE Kenji	F
		BC3	2312	ARITA Masayuki Ramp Operator: ARITA Chiho	M
KOR	Republic of Korea	BC3	1309	KANG Sunhee Ramp Operator: PARK Seyeol	F
		BC3	2303	JEONG Howon Ramp Operator: KIM Seungkyum	M
RSA	South Africa	BC3	1316	JORDAAN Elanza Ramp Operator: JORDAAN Sandre	F
		BC3	2316	MORAPEDI Karabo Ramp Operator: RAMOCHELA Matobako	M
THA	Thailand	BC3	1307	KLA-HAN Ladamanee Ramp Operator: THEPPRAKOB Kloyjai	F
		BC3	2311	CHOOCHUENKLIN Akkadej Ramp Operator: JAROENSUK Seksan	M

Total Teams: 12

Legend:
F Female

M Male

No. Bib Number



Entry List by Event

Liste d'inscriptions par épreuve

As of TUE 27 AUG 2024

NPC Code	NPC	Sport Class	No.	Name	Gender
BRA	Brazil	BC4	1414	TEIXEIRA Laissa Polyana	F
		BC4	2413	COSTA Andre	M
CAN	Canada	BC4	1402	LEVINE Alison	F
		BC4	2408	CIOBANU Iulian	M
CHN	People's Republic of China	BC4	1413	LIN Ximei	F
		BC4	2411	ZHENG Yuansen	M
COL	Colombia	BC4	1401	CHICA CHICA Leidy	F
		BC4	2402	CHICA CHICA Edilson	M
CRO	Croatia	BC4	1411	ARAMBASIC Anamaria	F
		BC4	2407	KOMAR Davor	M
EGY	Egypt	BC4	1415	ELFAR Hanaa	F
		BC4	2415	ALLAM Mahmoud	M
ESP	Spain	BC4	1416	ALLER MAYO Sara	F
		BC4	2414	AGACHE Vasile	M
HKG	Hong Kong, China	BC4	1403	CHEUNG Yuen	F
		BC4	2404	LEUNG Yuk Wing	M
MAS	Malaysia	BC4	1410	MAT SALIM Noor Askuzaimy	F
		BC4	2416	ABDUL RAHMAN Abdul Razzaq	M
SVK	Slovakia	BC4	1412	VOZAROVA Kristina	F
		BC4	2412	STREHARSKY Martin	M
THA	Thailand	BC4	1406	PHONSILA Nuanchan	F
		BC4	2401	LARPYEN Pornchok	M
UKR	Ukraine	BC4	1408	KONENKO Nataliia	F
		BC4	2410	KOLINKO Artem	M

Total Teams: 12



Entry List by Event

Liste d'inscriptions par épreuve

As of TUE 27 AUG 2024

NPC Code	NPC	Sport Class	No.	Name	Gender
----------	-----	-------------	-----	------	--------

Legend:

F Female

M Male

No. Bib Number



Entry List by Event

Liste d'inscriptions par épreuve

As of TUE 27 AUG 2024

NPC Code	NPC	Sport Class	No.	Name	Gender
BRA	Brazil	BC1	1101	OLIVEIRA Andreza	F
		BC2	2203	SANTOS Maciel	M
		BC2	2215	SILVA Iuri	M
CHN	People's Republic of China	BC1	1108	ZHANG Qi	F
		BC2	2221	LAN Zhijian	M
		BC2	2223	YAN Zhiqiang	M
FRA	France	BC1	1111	AUBERT Aurelie	F
		BC2	2219	MEGUENNI Faycal	M
		BC2	2220	FABRE Aurelien	M
GBR	Great Britain	BC2	1201	TAGGART Claire	F
		BC2	1211	HAGGO Kayleigh	F
		BC1	2101	SMITH David	M
INA	Indonesia	BC2	1207	ZAYANA Gischa	F
		BC1	2102	SYAFA Muhamad	M
		BC2	2204	YUDHA Felix Ardi	M
JPN	Japan	BC1	1105	ENDO Hiromi	F
		BC2	2205	SUGIMURA Hidetaka	M
		BC2	2212	HIROSE Takayuki	M
KOR	Republic of Korea	BC2	1203	JEONG Soyeong	F
		BC1	2110	JUNG Sungjoon	M
		BC2	2217	SEO Minkyu	M
NED	Netherlands	BC2	1204	van ENGELEN Chantal	F
		BC1	2105	PEREZ Daniel	M
		BC2	2216	DEKKER Marco	M
POR	Portugal	BC2	1206	GONCALVES Cristina	F
		BC1	2104	RAMOS Andre	M
		BC2	2211	ARAUJO David	M



Entry List by Event

Liste d'inscriptions par épreuve

As of TUE 27 AUG 2024

NPC Code	NPC	Sport Class	No.	Name	Gender
SVK	Slovakia	BC2	1210	JANKECHOVA Eliska	F
		BC1	2112	KRAL Tomas	M
		BC2	2210	MEZIK Robert	M
THA	Thailand	BC2	1213	PHROMSIRI Satanan	F
		BC1	2103	HUADPRADIT Witsanu	M
		BC2	2201	VONGSA Watcharaphon	M
TUN	Tunisia	BC1	1112	AOUNALLAH Maha	F
		BC2	2222	TAYAHY Achraf	M
		BC2	2224	BEN YOUB Ayed	M

Total Teams: 12

Legend:

F Female

M Male

No. Bib Number



Final Ranking

Classement final

As of MON 2 SEP 2024 at 12:27

Rank	Name	NPC Code	NPC Name
1	LOUNG John	HKG	Hong Kong, China
2	JUNG Sungjoon	KOR	Republic of Korea
3	SYAFA Muhamad	INA	Indonesia
4	SMITH David	GBR	Great Britain
5	RAMOS Andre	POR	Portugal
6	HUADPRADIT Witsanu	THA	Thailand
7	KRAL Tomas	SVK	Slovakia
8	PEREZ Daniel	NED	Netherlands
9	SANCHEZ REYES Eduardo	MEX	Mexico
10	OLIVEIRA Jose	BRA	Brazil
11	KIM Dohyun	KOR	Republic of Korea
12	CRYDERMAN Lance	CAN	Canada

Note:

Individual athletes eliminated prior to the quarterfinals are ranked 9th onwards based on Final Positioning Criteria



Statistics (Individual)

Statistiques

As of MON 2 SEP 2024

Name	NPC	Matches				Ends				Match Duration			
		Played	Won	Lost	%Won	Played	Won	Lost	%Won	Total	Avg		
CRYDERMAN Lance	CAN	2	0	2	0%	8	1	7	12%	86min	43min		
		Points Won				Points Lost							
		Yellow Cards	0	Total	Own Throw	Opp. Throw	Best Run	GDO	Total	Own Throw	Opp. Throw	Worst Run	GLL
		Red Cards	0	1	1	0	1	0	12	0	5	7	0
HUADPRADIT Witsanu	THA	3	2	1	66%	12	5	6	41%	144min	48min		
		Points Won				Points Lost							
		Yellow Cards	0	Total	Own Throw	Opp. Throw	Best Run	GDO	Total	Own Throw	Opp. Throw	Worst Run	GLL
		Red Cards	0	14	3	0	6	2	11	0	4	3	0
JUNG Sungjoon	KOR	5	3	2	60%	20	10	10	50%	248min	49min		
		Points Won				Points Lost							
		Yellow Cards	0	Total	Own Throw	Opp. Throw	Best Run	GDO	Total	Own Throw	Opp. Throw	Worst Run	GLL
		Red Cards	0	14	4	0	4	3	19	0	8	6	2
KIM Dohyun	KOR	2	0	2	0%	8	4	4	50%	105min	52min		
		Points Won				Points Lost							
		Yellow Cards	0	Total	Own Throw	Opp. Throw	Best Run	GDO	Total	Own Throw	Opp. Throw	Worst Run	GLL
		Red Cards	0	6	4	0	4	0	11	0	7	7	1



Statistics (Individual)

Statistiques

As of MON 2 SEP 2024

Name	NPC	Matches				Ends				Match Duration			
		Played	Won	Lost	%Won	Played	Won	Lost	%Won	Total	Avg		
KRAL Tomas	SVK	3	1	2	33%	12	5	7	41%	144min	48min		
		Points Won					Points Lost						
		Yellow Cards	0	Total	Own Throw	Opp. Throw	Best Run	GDO	Total	Own Throw	Opp. Throw	Worst Run	GLL
		Red Cards	0	8	0	0	3	1	13	0	0	6	0
LOUNG John	HKG	5	4	1	80%	20	13	6	65%	198min	39min		
		Points Won					Points Lost						
		Yellow Cards	0	Total	Own Throw	Opp. Throw	Best Run	GDO	Total	Own Throw	Opp. Throw	Worst Run	GLL
		Red Cards	0	24	19	0	6	0	15	0	12	7	6
OLIVEIRA Jose	BRA	2	0	2	0%	8	2	6	25%	92min	46min		
		Points Won					Points Lost						
		Yellow Cards	0	Total	Own Throw	Opp. Throw	Best Run	GDO	Total	Own Throw	Opp. Throw	Worst Run	GLL
		Red Cards	0	7	8	0	5	0	11	0	6	5	4
PEREZ Daniel	NED	3	1	2	33%	12	4	8	33%	120min	40min		
		Points Won					Points Lost						
		Yellow Cards	0	Total	Own Throw	Opp. Throw	Best Run	GDO	Total	Own Throw	Opp. Throw	Worst Run	GLL
		Red Cards	0	7	3	0	5	4	19	0	11	10	0



Statistics (Individual)

Statistiques

As of MON 2 SEP 2024

Name	NPC	Matches				Ends				Match Duration		
		Played	Won	Lost	%Won	Played	Won	Lost	%Won	Total	Avg	
RAMOS Andre	POR	3	2	1	66%	12	8	4	66%	142min	47min	
		Points Won				Points Lost						
		Yellow Cards 0	Total	Own Throw	Opp. Throw	Best Run	GDO	Total	Own Throw	Opp. Throw	Worst Run	GLL
		Red Cards 0	16	8	0	7	6	9	0	5	6	2
SANCHEZ REYES Eduardo	MEX	2	0	2	0%	8	3	4	37%	131min	65min	
		Points Won				Points Lost						
		Yellow Cards 0	Total	Own Throw	Opp. Throw	Best Run	GDO	Total	Own Throw	Opp. Throw	Worst Run	GLL
		Red Cards 0	6	0	0	3	0	7	0	0	3	3
SMITH David	GBR	5	3	2	60%	20	11	9	55%	215min	43min	
		Points Won				Points Lost						
		Yellow Cards 0	Total	Own Throw	Opp. Throw	Best Run	GDO	Total	Own Throw	Opp. Throw	Worst Run	GLL
		Red Cards 0	21	9	0	6	0	13	0	8	5	3
SYAFA Muhamad	INA	5	4	1	80%	20	12	7	60%	208min	41min	
		Points Won				Points Lost						
		Yellow Cards 0	Total	Own Throw	Opp. Throw	Best Run	GDO	Total	Own Throw	Opp. Throw	Worst Run	GLL
		Red Cards 0	30	15	0	10	3	14	0	8	4	0

Note:
The 'Greatest deficit overcome' only applies when the player ends up winning the game and 'greatest lead lost' only when losing.

Legend:
Avg Average **GDO** Greatest deficit overcome **GLL** Greatest lead lost **Opp.** Opponent's



Competition Draw

Tirage au sort de la compétition

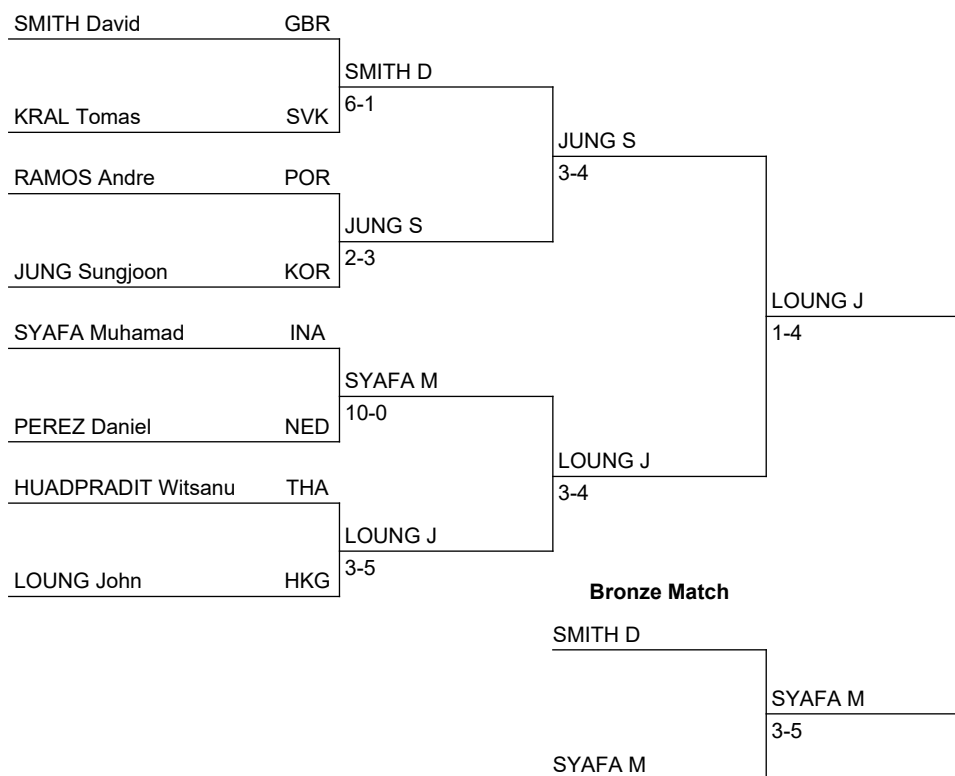
As of MON 2 SEP 2024

Qualified from Pools												
Pos	Pool	Name	NPC	Matches			Points					Ends
				Played	Won	Lost	For	Agst	Diff	PDM	PDE	Won
1	A	SMITH David	GBR	2	2	0	9	3	6	3	2	6
2	A	PEREZ Daniel	NED	2	1	1	7	9	-2	1	3	4
1	B	SYAFA Muhamad	INA	2	2	0	12	7	5	3	5	4
2	B	KRAL Tomas	SVK	2	1	1	7	7	0	2	3	4
1	C	HUADPRADIT Witsanu	THA	2	2	0	11	6	5	4	6	4
2	C	JUNG Sungjoon	KOR	2	1	1	6	10	-4	0	2	4
1	D	RAMOS Andre	POR	2	2	0	14	6	8	7	4	6
2	D	LOUNG John	HKG	2	1	1	11	8	3	4	5	5

Quarterfinals

Semifinals

Gold Match



Legend:	Agst Against	Diff Difference	PDE Highest Point difference in an end	PDM Highest Point difference in a match
Pos Position				



Results Table - Group
Tableau des résultats - Groupe
As of SAT 31 AUG 2024

POOL A			2101 GBR	2105 NED	2109 BRA
Bib No.	Name	NPC			
2101	SMITH David	GBR		4 - 1	5 - 2
2105	PEREZ Daniel	NED	1 - 4		6 - 5
2109	OLIVEIRA Jose	BRA	2 - 5	5 - 6	

POOL CLASSIFICATION												
Rk	Name	NPC	Matches			Points					Ends	
			Played	Won	Lost	For	Agst	Diff	PDM	PDE	Won	
1	SMITH David	GBR	2	2	0	9	3	6	3	2	6	Q Q
2	PEREZ Daniel	NED	2	1	1	7	9	-2	1	3	4	
3	OLIVEIRA Jose	BRA	2	0	2	7	11	-4	0	5	2	

Note:
Tie-break score only breaks the tie to declare a winner. The final score remains as it was prior to the tie-break.

Legend:
 * Winner of tie-break **Agst** Against **Diff** Difference **PDE** Highest Point difference in an end
PDM Highest Point difference in a match **Q** Qualified for Quarterfinals **Rk** Rank



Results Table - Group
Tableau des résultats - Groupe
As of SAT 31 AUG 2024

POOL B			2102 INA	2107 KOR	2112 SVK
Bib No.	Name	NPC			
2102	SYAFA Muhamad	INA		7 - 4	5 - 3
2107	KIM Dohyun	KOR	4 - 7		2 - 4
2112	KRAL Tomas	SVK	3 - 5	4 - 2	

POOL CLASSIFICATION												
Rk	Name	NPC	Matches			Points					Ends	
			Played	Won	Lost	For	Agst	Diff	PDM	PDE	Won	
1	SYAFA Muhamad	INA	2	2	0	12	7	5	3	5	4	Q Q
2	KRAL Tomas	SVK	2	1	1	7	7	0	2	3	4	
3	KIM Dohyun	KOR	2	0	2	6	11	-5	0	2	4	

Note:
Tie-break score only breaks the tie to declare a winner. The final score remains as it was prior to the tie-break.

Legend:
 * Winner of tie-break **Agst** Against **Diff** Difference **PDE** Highest Point difference in an end
PDM Highest Point difference in a match **Q** Qualified for Quarterfinals **Rk** Rank



Results Table - Group
Tableau des résultats - Groupe
As of SAT 31 AUG 2024

POOL C			2103 THA	2108 MEX	2110 KOR
Bib No.	Name	NPC			
2103	HUADPRADIT Witsanu	THA		4 - 3	7 - 3
2108	SANCHEZ REYES Eduardo	MEX	3 - 4		3 - 3*
2110	JUNG Sungjoon	KOR	3 - 7	3* - 3	

POOL CLASSIFICATION												
Rk	Name	NPC	Matches			Points					Ends	
			Played	Won	Lost	For	Agst	Diff	PDM	PDE	Won	
1	HUADPRADIT Witsanu	THA	2	2	0	11	6	5	4	6	4	Q
2	JUNG Sungjoon	KOR	2	1	1	6	10	-4	0	2	4	Q
3	SANCHEZ REYES Eduardo	MEX	2	0	2	6	7	-1	0	2	3	

Note:
Tie-break score only breaks the tie to declare a winner. The final score remains as it was prior to the tie-break.

Legend:
 * Winner of tie-break **Agst** Against **Diff** Difference **PDE** Highest Point difference in an end
PDM Highest Point difference in a match **Q** Qualified for Quarterfinals **Rk** Rank



Results Table - Group
Tableau des résultats - Groupe
As of SAT 31 AUG 2024

POOL D			2104 POR	2106 HKG	2111 CAN
Bib No.	Name	NPC			
2104	RAMOS Andre	POR		7 - 6	7 - 0
2106	LOUNG John	HKG	6 - 7		5 - 1
2111	CRYDERMAN Lance	CAN	0 - 7	1 - 5	

POOL CLASSIFICATION												
Rk	Name	NPC	Matches			Points					Ends	
			Played	Won	Lost	For	Agst	Diff	PDM	PDE	Won	
1	RAMOS Andre	POR	2	2	0	14	6	8	7	4	6	Q Q
2	LOUNG John	HKG	2	1	1	11	8	3	4	5	5	
3	CRYDERMAN Lance	CAN	2	0	2	1	12	-11	0	1	1	

Note:
Tie-break score only breaks the tie to declare a winner. The final score remains as it was prior to the tie-break.

Legend:
 * Winner of tie-break **Agst** Against **Diff** Difference **PDE** Highest Point difference in an end
PDM Highest Point difference in a match **Q** Qualified for Quarterfinals **Rk** Rank



Final Ranking

Classement final

As of SUN 1 SEP 2024 at 21:52

Rank	Name	NPC Code	NPC Name
1	SAENGAMPA Worawut	THA	Thailand
2	HERLANGGA Muhammad Bintang	INA	Indonesia
3	VONGSA Watcharaphon	THA	Thailand
4	MEZIK Robert	SVK	Slovakia
5	SANTOS Maciel	BRA	Brazil
6	CRISTALDO Luis	ARG	Argentina
7	YUDHA Felix Ardi	INA	Indonesia
8	SUGIMURA Hidetaka	JPN	Japan
9	LEVI Nadav	ISR	Israel
10	YAN Zhiqiang	CHN	People's Republic of China
11	ARAUJO David	POR	Portugal
12	ROMBOUTS Francis	BEL	Belgium
13	SEO Minkyu	KOR	Republic of Korea
14	DEKKER Marco	NED	Netherlands
15	SILVA Iuri	BRA	Brazil
16	LEE Chee Hoong	MAS	Malaysia
17	SAYES Mario	ESA	El Salvador
18	HIROSE Takayuki	JPN	Japan
19	FABRE Aurelien	FRA	France
20	BEN YOUB Ayed	TUN	Tunisia
21	MEGUENNI Faycal	FRA	France
22	LAN Zhijian	CHN	People's Republic of China
23	ALLARD Danik	CAN	Canada
24	TAYAHI Achraf	TUN	Tunisia

Note:

Individual athletes eliminated prior to the quarterfinals are ranked 9th onwards based on Final Positioning Criteria



Statistics (Individual)

Statistiques

As of SUN 1 SEP 2024

Name	NPC	Matches				Ends				Match Duration			
		Played	Won	Lost	%Won	Played	Won	Lost	%Won	Total	Avg		
ALLARD Danik	CAN	3	0	3	0%	12	2	10	16%	121min	40min		
		Points Won				Points Lost							
		Yellow Cards	0	Total	Own Throw	Opp. Throw	Best Run	GDO	Total	Own Throw	Opp. Throw	Worst Run	GLL
		Red Cards	0	3	0	0	2	0	26	0	8	11	2
ARAUJO David	POR	4	2	2	50%	16	9	7	56%	163min	40min		
		Points Won				Points Lost							
		Yellow Cards	0	Total	Own Throw	Opp. Throw	Best Run	GDO	Total	Own Throw	Opp. Throw	Worst Run	GLL
		Red Cards	0	17	8	0	8	0	12	2	8	5	2
BEN YOUB Ayed	TUN	3	1	2	33%	12	1	9	8%	113min	37min		
		Points Won				Points Lost							
		Yellow Cards	0	Total	Own Throw	Opp. Throw	Best Run	GDO	Total	Own Throw	Opp. Throw	Worst Run	GLL
		Red Cards	0	7	1	0	5	0	24	0	7	12	0
CRISTALDO Luis	ARG	5	3	2	60%	20	9	10	45%	217min	43min		
		Points Won				Points Lost							
		Yellow Cards	0	Total	Own Throw	Opp. Throw	Best Run	GDO	Total	Own Throw	Opp. Throw	Worst Run	GLL
		Red Cards	0	21	18	0	5	3	18	0	10	6	3



Statistics (Individual)

Statistiques

As of SUN 1 SEP 2024

Name	NPC	Matches				Ends				Match Duration			
		Played	Won	Lost	%Won	Played	Won	Lost	%Won	Total	Avg		
DEKKER Marco	NED	3	1	2	33%	8	2	5	25%	91min	30min		
		Points Won				Points Lost							
		Yellow Cards	0	Total	Own Throw	Opp. Throw	Best Run	GDO	Total	Own Throw	Opp. Throw	Worst Run	GLL
		Red Cards	0	12	2	0	2	0	14	0	7	6	0
FABRE Aurelien	FRA	3	1	2	33%	12	6	6	50%	127min	42min		
		Points Won				Points Lost							
		Yellow Cards	0	Total	Own Throw	Opp. Throw	Best Run	GDO	Total	Own Throw	Opp. Throw	Worst Run	GLL
		Red Cards	0	7	5	2	4	2	14	0	14	4	0
HERLANGGA Muhammad Bintang	INA	7	6	1	85%	28	17	10	60%	310min	44min		
		Points Won				Points Lost							
		Yellow Cards	0	Total	Own Throw	Opp. Throw	Best Run	GDO	Total	Own Throw	Opp. Throw	Worst Run	GLL
		Red Cards	0	40	24	1	9	2	15	1	8	4	0
HIROSE Takayuki	JPN	3	1	2	33%	12	5	7	41%	106min	35min		
		Points Won				Points Lost							
		Yellow Cards	0	Total	Own Throw	Opp. Throw	Best Run	GDO	Total	Own Throw	Opp. Throw	Worst Run	GLL
		Red Cards	0	8	0	0	6	2	24	0	17	17	1



Statistics (Individual)

Statistiques

As of SUN 1 SEP 2024

Name	NPC	Matches				Ends				Match Duration			
		Played	Won	Lost	%Won	Played	Won	Lost	%Won	Total	Avg		
LAN Zhijian	CHN	3	0	3	0%	12	2	10	16%	106min	35min		
		Points Won				Points Lost							
		Yellow Cards	0	Total	Own Throw	Opp. Throw	Best Run	GDO	Total	Own Throw	Opp. Throw	Worst Run	GLL
		Red Cards	0	2	0	2	1	0	17	0	12	9	0
LEE Chee Hoong	MAS	3	1	2	33%	12	6	6	50%	130min	43min		
		Points Won				Points Lost							
		Yellow Cards	0	Total	Own Throw	Opp. Throw	Best Run	GDO	Total	Own Throw	Opp. Throw	Worst Run	GLL
		Red Cards	0	10	5	0	5	0	18	1	7	7	5
LEVI Nadav	ISR	4	2	2	50%	12	4	7	33%	140min	35min		
		Points Won				Points Lost							
		Yellow Cards	0	Total	Own Throw	Opp. Throw	Best Run	GDO	Total	Own Throw	Opp. Throw	Worst Run	GLL
		Red Cards	0	19	4	0	6	0	14	0	12	8	3
MEGUENNI Faycal	FRA	3	0	3	0%	12	3	9	25%	122min	40min		
		Points Won				Points Lost							
		Yellow Cards	0	Total	Own Throw	Opp. Throw	Best Run	GDO	Total	Own Throw	Opp. Throw	Worst Run	GLL
		Red Cards	0	7	0	0	5	0	18	0	6	8	0



Statistics (Individual)

Statistiques

As of SUN 1 SEP 2024

Name	NPC	Matches				Ends				Match Duration			
		Played	Won	Lost	%Won	Played	Won	Lost	%Won	Total	Avg		
MEZIK Robert	SVK	6	4	2	66%	24	15	8	62%	246min	41min		
		Points Won					Points Lost						
		Yellow Cards	0	Total	Own Throw	Opp. Throw	Best Run	GDO	Total	Own Throw	Opp. Throw	Worst Run	GLL
		Red Cards	0	27	20	1	8	3	15	0	5	4	2
ROMBOUTS Francis	BEL	4	1	3	25%	16	6	10	37%	169min	42min		
		Points Won					Points Lost						
		Yellow Cards	0	Total	Own Throw	Opp. Throw	Best Run	GDO	Total	Own Throw	Opp. Throw	Worst Run	GLL
		Red Cards	0	10	1	0	7	0	23	1	11	11	1
SAENGAMPA Worawut	THA	6	6	0	100%	24	18	5	75%	238min	39min		
		Points Won					Points Lost						
		Yellow Cards	0	Total	Own Throw	Opp. Throw	Best Run	GDO	Total	Own Throw	Opp. Throw	Worst Run	GLL
		Red Cards	0	49	19	1	12	3	9	0	3	3	0
SANTOS Maciel	BRA	4	3	1	75%	12	8	4	66%	142min	35min		
		Points Won					Points Lost						
		Yellow Cards	0	Total	Own Throw	Opp. Throw	Best Run	GDO	Total	Own Throw	Opp. Throw	Worst Run	GLL
		Red Cards	0	26	18	0	8	0	5	1	4	3	3



Statistics (Individual)

Statistiques

As of SUN 1 SEP 2024

Name	NPC	Matches				Ends				Match Duration			
		Played	Won	Lost	%Won	Played	Won	Lost	%Won	Total	Avg		
SAYES Mario	ESA	3	1	2	33%	12	4	8	33%	116min	38min		
		Points Won				Points Lost							
		Yellow Cards	0	Total	Own Throw	Opp. Throw	Best Run	GDO	Total	Own Throw	Opp. Throw	Worst Run	GLL
		Red Cards	0	6	1	0	3	0	19	1	16	11	0
SEO Minkyu	KOR	3	1	2	33%	12	6	5	50%	139min	46min		
		Points Won				Points Lost							
		Yellow Cards	0	Total	Own Throw	Opp. Throw	Best Run	GDO	Total	Own Throw	Opp. Throw	Worst Run	GLL
		Red Cards	0	12	5	0	5	0	13	0	0	5	0
SILVA Iuri	BRA	3	1	2	33%	12	4	8	33%	127min	42min		
		Points Won				Points Lost							
		Yellow Cards	0	Total	Own Throw	Opp. Throw	Best Run	GDO	Total	Own Throw	Opp. Throw	Worst Run	GLL
		Red Cards	0	8	7	0	4	0	15	0	12	8	0
SUGIMURA Hidetaka	JPN	5	3	2	60%	20	13	7	65%	223min	44min		
		Points Won				Points Lost							
		Yellow Cards	0	Total	Own Throw	Opp. Throw	Best Run	GDO	Total	Own Throw	Opp. Throw	Worst Run	GLL
		Red Cards	0	21	1	0	6	5	15	0	0	5	3



Statistics (Individual)

Statistiques

As of SUN 1 SEP 2024

Name	NPC	Matches				Ends				Match Duration			
		Played	Won	Lost	%Won	Played	Won	Lost	%Won	Total	Avg		
TAYAH Achraf	TUN	3	0	3	0%	0	0	0	0%	0min	0min		
		Points Won				Points Lost							
		Yellow Cards	0	Total	Own Throw	Opp. Throw	Best Run	GDO	Total	Own Throw	Opp. Throw	Worst Run	GLL
		Red Cards	0	0	0	0	0	0	24	0	0	0	0
VONGSA Watcharaphon	THA	7	5	2	71%	28	16	12	57%	283min	40min		
		Points Won				Points Lost							
		Yellow Cards	0	Total	Own Throw	Opp. Throw	Best Run	GDO	Total	Own Throw	Opp. Throw	Worst Run	GLL
		Red Cards	0	30	21	1	11	3	25	1	17	9	0
YAN Zhiqiang	CHN	4	2	2	50%	16	11	5	68%	158min	39min		
		Points Won				Points Lost							
		Yellow Cards	0	Total	Own Throw	Opp. Throw	Best Run	GDO	Total	Own Throw	Opp. Throw	Worst Run	GLL
		Red Cards	0	30	27	0	17	0	10	0	5	4	0
YUDHA Felix Ardi	INA	4	3	1	75%	16	8	7	50%	167min	41min		
		Points Won				Points Lost							
		Yellow Cards	0	Total	Own Throw	Opp. Throw	Best Run	GDO	Total	Own Throw	Opp. Throw	Worst Run	GLL
		Red Cards	0	23	5	0	11	1	8	0	3	1	0

Note:
The 'Greatest deficit overcome' only applies when the player ends up winning the game and 'greatest lead lost' only when losing.

Legend:
Avg Average **GDO** Greatest deficit overcome **GLL** Greatest lead lost **Opp.** Opponent's




Competition Draw

Tirage au sort de la compétition

As of SUN 1 SEP 2024

Qualified from Pools												
Pos	Pool	Name	NPC	Matches			Points					Ends
				Played	Won	Lost	For	Agst	Diff	PDM	PDE	Won
1	A	MEZIK Robert	SVK	3	3	0	19	2	17	8	4	10
2	A	VONGSA Watcharaphon	THA	3	2	1	17	10	7	11	4	7
1	B	SAENGAMPA Worawut	THA	3	3	0	29	4	25	12	6	10
2	B	ROMBOUTS Francis	BEL	3	1	2	9	16	-7	7	3	5
1	C	SANTOS Maciel	BRA	3	3	0	23	2	21	8	4	7
2	C	LEVI Nadav	ISR	3	2	1	15	10	5	8	4	2
1	D	YUDHA Felix Ardi	INA	3	3	0	21	5	16	10	4	7
2	D	YAN Zhiqiang	CHN	3	2	1	28	5	23	17	6	10
1	E	HERLANGGA Muhammad Bintang	INA	3	3	0	23	5	18	9	6	8
2	E	SUGIMURA Hidetaka	JPN	3	2	1	13	8	5	5	4	8
1	F	ARAUJO David	POR	3	2	1	16	6	10	8	3	8
2	F	CRISTALDO Luis	ARG	3	2	1	13	9	4	5	3	6



Legend:	Agst Against	Diff Difference	PDE Highest Point difference in an end
* Winner of tie-break			
PDM Highest Point difference in a match	Pos Position		



Results Table - Group
Tableau des résultats - Groupe
As of FRI 30 AUG 2024

POOL A			2201 THA	2210 SVK	2218 ESA	2219 FRA
Bib No.	Name	NPC				
2201	VONGSA Watcharaphon	THA		1 - 5	11 - 0	5* - 5
2210	MEZIK Robert	SVK	5 - 1		6 - 1	8 - 0
2218	SAYES Mario	ESA	0 - 11	1 - 6		5 - 2
2219	MEGUENNI Faycal	FRA	5 - 5*	0 - 8	2 - 5	

POOL CLASSIFICATION												
Rk	Name	NPC	Matches			Points					Ends	
			Played	Won	Lost	For	Agst	Diff	PDM	PDE	Won	
1	MEZIK Robert	SVK	3	3	0	19	2	17	8	4	10	q
2	VONGSA Watcharaphon	THA	3	2	1	17	10	7	11	4	7	q
3	SAYES Mario	ESA	3	1	2	6	19	-13	3	2	4	
4	MEGUENNI Faycal	FRA	3	0	3	7	18	-11	0	3	3	

Note:

Tie-break score only breaks the tie to declare a winner. The final score remains as it was prior to the tie-break.

Legend:

* Winner of tie-break

Agst Against

Diff Difference

DNS Did Not Start

PDE Highest Point difference in an end

PDM Highest Point difference in a match

q Qualified for Playoffs

Rk Rank



Results Table - Group
Tableau des résultats - Groupe
As of FRI 30 AUG 2024

POOL B			2202 THA	2208 BEL	2217 KOR	2224 TUN
Bib No.	Name	NPC				
2202	SAENGAMPA Worawut	THA		11 - 0	5 - 3	13 - 1
2208	ROMBOUTS Francis	BEL	0 - 11		2 - 5	7 - 0
2217	SEO Minkyu	KOR	3 - 5	5 - 2		4 - 6
2224	BEN YOUB Ayed	TUN	1 - 13	0 - 7	6 - 4	

POOL CLASSIFICATION												
Rk	Name	NPC	Matches			Points					Ends	
			Played	Won	Lost	For	Agst	Diff	PDM	PDE	Won	
1	SAENGAMPA Worawut	THA	3	3	0	29	4	25	12	6	10	q
2	ROMBOUTS Francis	BEL	3	1	2	9	16	-7	7	3	5	q
3	SEO Minkyu	KOR	3	1	2	12	13	-1	3	3	6	
4	BEN YOUB Ayed	TUN	3	1	2	7	24	-17	2	5	1	

Note:
Tie-break score only breaks the tie to declare a winner. The final score remains as it was prior to the tie-break.

Legend:
 * Winner of tie-break **Agst** Against **Diff** Difference **DNS** Did Not Start
PDE Highest Point difference in an end **PDM** Highest Point difference in a match **q** Qualified for Playoffs **Rk** Rank



Results Table - Group
Tableau des résultats - Groupe
As of FRI 30 AUG 2024

POOL C			2203 BRA	2209 ISR	2216 NED	2222 TUN
Bib No.	Name	NPC				
2203	SANTOS Maciel	BRA		8 - 0	7 - 2	8 - 0 DNS
2209	LEVI Nadav	ISR	0 - 8		7 - 2	8 - 0 DNS
2216	DEKKER Marco	NED	2 - 7	2 - 7		8 - 0 DNS
2222	TAYAHY Achraf	TUN	DNS 0 - 8	DNS 0 - 8	DNS 0 - 8	

POOL CLASSIFICATION												
Rk	Name	NPC	Matches			Points					Ends	
			Played	Won	Lost	For	Agst	Diff	PDM	PDE	Won	
1	SANTOS Maciel	BRA	3	3	0	23	2	21	8	4	7	q
2	LEVI Nadav	ISR	3	2	1	15	10	5	8	4	2	q
3	DEKKER Marco	NED	3	1	2	12	14	-2	8	2	2	
4	TAYAHY Achraf	TUN	3	0	3	0	24	-24	0	0	0	

Note:
Tie-break score only breaks the tie to declare a winner. The final score remains as it was prior to the tie-break.

Legend:
 * Winner of tie-break **Agst** Against **Diff** Difference **DNS** Did Not Start
PDE Highest Point difference in an end **PDM** Highest Point difference in a match **q** Qualified for Playoffs **Rk** Rank



Results Table - Group
Tableau des résultats - Groupe
As of FRI 30 AUG 2024

POOL D			2204 INA	2212 JPN	2213 CAN	2223 CHN
Bib No.	Name	NPC				
2204	YUDHA Felix Ardi	INA		5 - 2	11 - 1	5 - 2
2212	HIROSE Takayuki	JPN	2 - 5		6 - 2	0 - 17
2213	ALLARD Danik	CAN	1 - 11	2 - 6		0 - 9
2223	YAN Zhiqiang	CHN	2 - 5	17 - 0	9 - 0	

POOL CLASSIFICATION												
Rk	Name	NPC	Matches			Points					Ends	
			Played	Won	Lost	For	Agst	Diff	PDM	PDE	Won	
1	YUDHA Felix Ardi	INA	3	3	0	21	5	16	10	4	7	q
2	YAN Zhiqiang	CHN	3	2	1	28	5	23	17	6	10	q
3	HIROSE Takayuki	JPN	3	1	2	8	24	-16	4	3	5	
4	ALLARD Danik	CAN	3	0	3	3	26	-23	0	2	2	

Note:
Tie-break score only breaks the tie to declare a winner. The final score remains as it was prior to the tie-break.

Legend:
 * Winner of tie-break **Agst** Against **Diff** Difference **DNS** Did Not Start
PDE Highest Point difference in an end **PDM** Highest Point difference in a match **q** Qualified for Playoffs **Rk** Rank



Results Table - Group
Tableau des résultats - Groupe
As of FRI 30 AUG 2024

POOL E			2205 JPN	2207 INA	2214 MAS	2221 CHN
Bib No.	Name	NPC				
2205	SUGIMURA Hidetaka	JPN		2 - 3	6 - 5	5 - 0
2207	HERLANGGA Muhammad Bintang	INA	3 - 2		11 - 2	9 - 1
2214	LEE Chee Hoong	MAS	5 - 6	2 - 11		3 - 1
2221	LAN Zhijian	CHN	0 - 5	1 - 9	1 - 3	

POOL CLASSIFICATION												
Rk	Name	NPC	Matches			Points					Ends	
			Played	Won	Lost	For	Agst	Diff	PDM	PDE	Won	
1	HERLANGGA Muhammad Bintang	INA	3	3	0	23	5	18	9	6	8	q
2	SUGIMURA Hidetaka	JPN	3	2	1	13	8	5	5	4	8	q
3	LEE Chee Hoong	MAS	3	1	2	10	18	-8	2	3	6	
4	LAN Zhijian	CHN	3	0	3	2	17	-15	0	1	2	

Note:
Tie-break score only breaks the tie to declare a winner. The final score remains as it was prior to the tie-break.

Legend:
 * Winner of tie-break **Agst** Against **Diff** Difference **DNS** Did Not Start
PDE Highest Point difference in an end **PDM** Highest Point difference in a match **q** Qualified for Playoffs **Rk** Rank



Results Table - Group
Tableau des résultats - Groupe
As of FRI 30 AUG 2024

POOL F			2206 ARG	2211 POR	2215 BRA	2220 FRA
Bib No.	Name	NPC				
2206	CRISTALDO Luis	ARG		2 - 6	5 - 2	6 - 1
2211	ARAUJO David	POR	6 - 2		8 - 0	2 - 4
2215	SILVA Iuri	BRA	2 - 5	0 - 8		6 - 2
2220	FABRE Aurelien	FRA	1 - 6	4 - 2	2 - 6	

POOL CLASSIFICATION												
Rk	Name	NPC	Matches			Points					Ends	
			Played	Won	Lost	For	Agst	Diff	PDM	PDE	Won	
1	ARAUJO David	POR	3	2	1	16	6	10	8	3	8	q
2	CRISTALDO Luis	ARG	3	2	1	13	9	4	5	3	6	q
3	SILVA Iuri	BRA	3	1	2	8	15	-7	4	4	4	
4	FABRE Aurelien	FRA	3	1	2	7	14	-7	2	2	6	

Note:
Tie-break score only breaks the tie to declare a winner. The final score remains as it was prior to the tie-break.

Legend:
 * Winner of tie-break **Agst** Against **Diff** Difference **DNS** Did Not Start
PDE Highest Point difference in an end **PDM** Highest Point difference in a match **q** Qualified for Playoffs **Rk** Rank



Final Ranking

Classement final

As of MON 2 SEP 2024 at 21:05

Rank	Name	NPC Code	NPC Name
1	JEONG Howon Ramp Operator: KIM Seungkyum	KOR	Republic of Korea
2	MICHEL Daniel Ramp Operator: MADDERN Ashlee	AUS	Australia
3	POLYCHRONIDIS Grigorios Ramp Operator: PATRONI Aikaterini	GRE	Greece
4	ISKRZYCKI Damian Ramp Operator: BOROWSKI Dariusz	POL	Poland
5	CHOOCHUENKLIN Akkadej Ramp Operator: JAROENSUK Seksan	THA	Thailand
6	WILSON Patrick Ramp Operator: GREENWOOD Meredith	GBR	Great Britain
7	MENARD Jules Ramp Operator: MENARD Christophe	FRA	France
8	ROMERO Rodrigo Ramp Operator: VILLAGRA Leandro	ARG	Argentina
9	ARNOTT William Ramp Operator: WELFARE Connor	GBR	Great Britain
10	TSE Tak Wah Ramp Operator: LAU Wai Ki	HKG	Hong Kong, China
11	GONCALVES Jose Ramp Operator: CORREIA Paulo	POR	Portugal
12	ARITA Masayuki Ramp Operator: ARITA Chiho	JPN	Japan
13	CARVALHO Mateus Ramp Operator: CARVALHO Oscar	BRA	Brazil
14	PESKA Adam Ramp Operator: PESKOVA Ivana	CZE	Czechia
15	ROMERO Jesus Ramp Operator: ROMERO Reynel	COL	Colombia
16	MORAPEDI Karabo Ramp Operator: RAMOCHELA Matobako	RSA	South Africa

Note:

Individual athletes eliminated prior to the quarterfinals are ranked 9th onwards based on Final Positioning Criteria



Statistics (Individual)

Statistiques

As of MON 2 SEP 2024

Name	NPC	Matches				Ends				Match Duration	
		Played	Won	Lost	%Won	Played	Won	Lost	%Won	Total	Avg
ARITA Masayuki Ramp Operator: ARITA Chiho Yellow Cards 0 Red Cards 0	JPN	3	1	2	33%	12	4	8	33%	187min	62min
		Points Won				Points Lost					
		Total	Own Throw	Opp. Throw	Best Run	GDO	Total	Own Throw	Opp. Throw	Worst Run	GLL
		7	0	0	3	1	17	0	7	9	1
ARNOTT William Ramp Operator: WELLFARE Connor Yellow Cards 0 Red Cards 0	GBR	3	1	2	33%	12	7	5	58%	177min	59min
		Points Won				Points Lost					
		Total	Own Throw	Opp. Throw	Best Run	GDO	Total	Own Throw	Opp. Throw	Worst Run	GLL
		12	9	0	7	1	9	0	9	4	0
CARVALHO Mateus Ramp Operator: CARVALHO Oscar Yellow Cards 0 Red Cards 0	BRA	3	1	2	33%	12	6	6	50%	174min	58min
		Points Won				Points Lost					
		Total	Own Throw	Opp. Throw	Best Run	GDO	Total	Own Throw	Opp. Throw	Worst Run	GLL
		12	4	0	4	0	11	0	5	4	1
CHOOCHUENKLIN Akkadej Ramp Operator: JAROENSUK Seksan Yellow Cards 0 Red Cards 0	THA	4	2	2	50%	16	9	7	56%	234min	58min
		Points Won				Points Lost					
		Total	Own Throw	Opp. Throw	Best Run	GDO	Total	Own Throw	Opp. Throw	Worst Run	GLL
		20	20	0	10	0	8	0	7	4	0



Statistics (Individual)

Statistiques

As of MON 2 SEP 2024

Name	NPC	Matches				Ends				Match Duration	
		Played	Won	Lost	%Won	Played	Won	Lost	%Won	Total	Avg
GONCALVES Jose Ramp Operator: CORREIA Paulo	POR	3	1	2	33%	12	4	8	33%	184min	61min
		Points Won				Points Lost					
		Total	Own Throw	Opp. Throw	Best Run	GDO	Total	Own Throw	Opp. Throw	Worst Run	GLL
		6	5	1	3	0	15	0	14	9	0
Yellow Cards	0										
Red Cards	0										
ISKRZYCKI Damian Ramp Operator: BOROWSKI Dariusz	POL	6	4	2	66%	24	14	10	58%	369min	61min
		Points Won				Points Lost					
		Total	Own Throw	Opp. Throw	Best Run	GDO	Total	Own Throw	Opp. Throw	Worst Run	GLL
		26	9	2	5	2	18	0	8	5	1
Yellow Cards	0										
Red Cards	0										
JEONG Howon Ramp Operator: KIM Seungkyum	KOR	6	6	0	100%	24	18	6	75%	347min	57min
		Points Won				Points Lost					
		Total	Own Throw	Opp. Throw	Best Run	GDO	Total	Own Throw	Opp. Throw	Worst Run	GLL
		35	28	0	7	0	8	0	5	2	0
Yellow Cards	0										
Red Cards	0										
MENARD Jules Ramp Operator: MENARD Christophe	FRA	4	2	2	50%	16	7	9	43%	231min	57min
		Points Won				Points Lost					
		Total	Own Throw	Opp. Throw	Best Run	GDO	Total	Own Throw	Opp. Throw	Worst Run	GLL
		12	5	0	4	1	15	0	7	4	0
Yellow Cards	0										
Red Cards	0										



Statistics (Individual)

Statistiques

As of MON 2 SEP 2024

Name	NPC	Matches				Ends				Match Duration		
		Played	Won	Lost	%Won	Played	Won	Lost	%Won	Total	Avg	
MICHEL Daniel Ramp Operator: MADDERN Ashlee	AUS	6	5	1	83%	24	15	8	62%	342min	57min	
		Points Won					Points Lost					
		Yellow Cards 0	Total	Own Throw	Opp. Throw	Best Run	GDO	Total	Own Throw	Opp. Throw	Worst Run	GLL
		Red Cards 0	33	23	0	9	2	12	0	5	4	0
MORAPEDI Karabo Ramp Operator: RAMOCHELA Matobako	RSA	3	0	3	0%	12	2	9	16%	178min	59min	
		Points Won					Points Lost					
		Yellow Cards 0	Total	Own Throw	Opp. Throw	Best Run	GDO	Total	Own Throw	Opp. Throw	Worst Run	GLL
		Red Cards 0	3	2	0	1	0	26	0	19	9	1
PESKA Adam Ramp Operator: PESKOVA Ivana	CZE	3	1	2	33%	12	3	9	25%	190min	63min	
		Points Won					Points Lost					
		Yellow Cards 0	Total	Own Throw	Opp. Throw	Best Run	GDO	Total	Own Throw	Opp. Throw	Worst Run	GLL
		Red Cards 0	6	0	0	2	1	15	6	0	8	2
POLYCHRONIDIS Grigorios Ramp Operator: PATRONI Aikaterini	GRE	6	4	2	66%	24	14	10	58%	360min	60min	
		Points Won					Points Lost					
		Yellow Cards 0	Total	Own Throw	Opp. Throw	Best Run	GDO	Total	Own Throw	Opp. Throw	Worst Run	GLL
		Red Cards 0	24	11	0	9	1	17	0	7	6	0



Statistics (Individual)

Statistiques

As of MON 2 SEP 2024

Name	NPC	Matches				Ends				Match Duration	
		Played	Won	Lost	%Won	Played	Won	Lost	%Won	Total	Avg
ROMERO Jesus Ramp Operator: ROMERO Reynel	COL	3	0	3	0%	12	3	9	25%	184min	61min
		Points Won					Points Lost				
		Total	Own Throw	Opp. Throw	Best Run	GDO	Total	Own Throw	Opp. Throw	Worst Run	GLL
		Yellow Cards 0	4	3	0	2	0	26	1	25	10
Red Cards 0											
ROMERO Rodrigo Ramp Operator: VILLAGRA Leandro	ARG	4	1	3	25%	16	6	10	37%	238min	59min
		Points Won					Points Lost				
		Total	Own Throw	Opp. Throw	Best Run	GDO	Total	Own Throw	Opp. Throw	Worst Run	GLL
		Yellow Cards 0	12	4	6	8	0	18	2	14	6
Red Cards 0											
TSE Tak Wah Ramp Operator: LAU Wai Ki	HKG	3	1	2	33%	12	7	5	58%	197min	65min
		Points Won					Points Lost				
		Total	Own Throw	Opp. Throw	Best Run	GDO	Total	Own Throw	Opp. Throw	Worst Run	GLL
		Yellow Cards 0	13	4	0	6	0	13	0	3	4
Red Cards 0											
WILSON Patrick Ramp Operator: GREENWOOD Meredith	GBR	4	2	2	50%	16	8	8	50%	236min	59min
		Points Won					Points Lost				
		Total	Own Throw	Opp. Throw	Best Run	GDO	Total	Own Throw	Opp. Throw	Worst Run	GLL
		Yellow Cards 0	17	17	0	9	0	14	0	9	7
Red Cards 0											

Note:
The 'Greatest deficit overcome' only applies when the player ends up winning the game and 'greatest lead lost' only when losing.

Legend:
Avg Average GDO Greatest deficit overcome GLL Greatest lead lost Opp. Opponent's



Competition Draw

Tirage au sort de la compétition

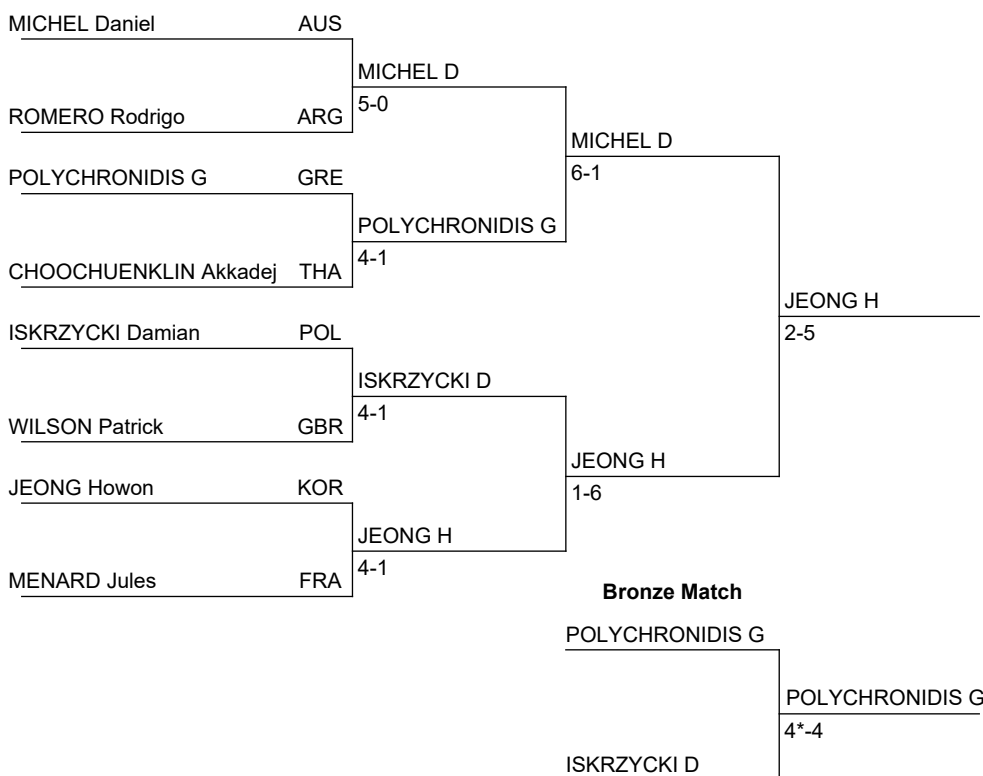
As of MON 2 SEP 2024

Qualified from Pools												
Pos	Pool	Name	NPC	Matches			Points					Ends
				Played	Won	Lost	For	Agst	Diff	PDM	PDE	Won
1	A	MICHEL Daniel	AUS	3	3	0	20	6	14	8	5	7
2	A	WILSON Patrick	GBR	3	2	1	16	10	6	9	4	7
1	B	ISKRZYCKI Damian	POL	3	3	0	17	7	10	6	4	8
2	B	ROMERO Rodrigo	ARG	3	1	2	12	13	-1	8	3	6
1	C	JEONG Howon	KOR	3	3	0	20	4	16	10	5	9
2	C	CHOOCHUENKLIN Akkadej	THA	3	2	1	19	4	15	10	6	8
1	D	POLYCHRONIDIS Grigorios	GRE	3	2	1	15	6	9	9	3	8
2	D	MENARD Jules	FRA	3	2	1	11	11	0	2	3	6

Quarterfinals

Semifinals

Gold Match



Legend:

* Winner of tie-break

Agst Against

Diff Difference

PDE Highest Point difference in an end

PDM Highest Point difference in a match

Pos Position



Results Table - Group
Tableau des résultats - Groupe
As of SAT 31 AUG 2024

POOL A			2301 AUS	2307 GBR	2310 GBR	2316 RSA
Bib No.	Name	NPC				
2301	MICHEL Daniel Ramp Operator: MADDERN Ashlee	AUS		3 - 2	7 - 2	10 - 2
2307	ARNOTT William Ramp Operator: WELFARE C	GBR	2 - 3		3 - 5	7 - 1
2310	WILSON Patrick Ramp Operator: GREENWOOD M	GBR	2 - 7	5 - 3		9 - 0
2316	MORAPEDI Karabo Ramp Operator: RAMOCHELA M	RSA	2 - 10	1 - 7	0 - 9	

POOL CLASSIFICATION												
Rk	Name	NPC	Matches			Points					Ends	
			Played	Won	Lost	For	Agst	Diff	PDM	PDE	Won	
1	MICHEL Daniel Ramp Operator: MADDERN Ashlee	AUS	3	3	0	20	6	14	8	5	7	Q
2	WILSON Patrick Ramp Operator: GREENWOOD M	GBR	3	2	1	16	10	6	9	4	7	Q
3	ARNOTT William Ramp Operator: WELFARE C	GBR	3	1	2	12	9	3	6	3	7	
4	MORAPEDI Karabo Ramp Operator: RAMOCHELA M	RSA	3	0	3	3	26	-23	0	1	2	

Legend:			
Agst Against	Diff Difference	PDE Highest Point difference in an end	PDM Highest Point difference in a match
Q Qualified for Quarterfinals	Rk Rank		



Results Table - Group
Tableau des résultats - Groupe
As of SAT 31 AUG 2024

POOL B			2302 CZE	2308 POL	2309 HKG	2315 ARG
Bib No.	Name	NPC				
2302	PESKA Adam Ramp Operator: PESKOVA Ivana	CZE		2 - 4	4 - 3	0 - 8
2308	ISKRZYCKI Damian Ramp Operator: BOROWSKI D	POL	4 - 2		6 - 4	7 - 1
2309	TSE Tak Wah Ramp Operator: LAU Wai Ki	HKG	3 - 4	4 - 6		6 - 3
2315	ROMERO Rodrigo Ramp Operator: VILLAGRA L	ARG	8 - 0	1 - 7	3 - 6	

POOL CLASSIFICATION												
Rk	Name	NPC	Matches			Points					Ends	
			Played	Won	Lost	For	Agst	Diff	PDM	PDE	Won	
1	ISKRZYCKI Damian Ramp Operator: BOROWSKI D	POL	3	3	0	17	7	10	6	4	8	Q
2	ROMERO Rodrigo Ramp Operator: VILLAGRA L	ARG	3	1	2	12	13	-1	8	3	6	Q
3	TSE Tak Wah Ramp Operator: LAU Wai Ki	HKG	3	1	2	13	13	0	3	3	7	
4	PESKA Adam Ramp Operator: PESKOVA Ivana	CZE	3	1	2	6	15	-9	1	2	3	

Legend:			
Agst Against	Diff Difference	PDE Highest Point difference in an end	PDM Highest Point difference in a match
Q Qualified for Quarterfinals	Rk Rank		



Results Table - Group
Tableau des résultats - Groupe
As of SAT 31 AUG 2024

POOL C			2303 KOR	2306 POR	2311 THA	2313 COL
Bib No.	Name	NPC				
2303	JEONG Howon Ramp Operator: KIM Seungkyum	KOR		4 - 2	4 - 0	12 - 2
2306	GONCALVES Jose Ramp Operator: CORREIA Paulo	POR	2 - 4		0 - 9	4 - 2
2311	CHOOCHUENKLIN Akkadej Ramp Operator: JAROENSUK S	THA	0 - 4	9 - 0		10 - 0
2313	ROMERO Jesus Ramp Operator: ROMERO Reynel	COL	2 - 12	2 - 4	0 - 10	

POOL CLASSIFICATION												
Rk	Name	NPC	Matches			Points					Ends	
			Played	Won	Lost	For	Agst	Diff	PDM	PDE	Won	
1	JEONG Howon Ramp Operator: KIM Seungkyum	KOR	3	3	0	20	4	16	10	5	9	Q
2	CHOOCHUENKLIN Akkadej Ramp Operator: JAROENSUK S	THA	3	2	1	19	4	15	10	6	8	Q
3	GONCALVES Jose Ramp Operator: CORREIA Paulo	POR	3	1	2	6	15	-9	2	3	4	
4	ROMERO Jesus Ramp Operator: ROMERO Reynel	COL	3	0	3	4	26	-22	0	2	3	

Legend:	Agst Against	Diff Difference	PDE Highest Point difference in an end	PDM Highest Point difference in a match
Q Qualified for Quarterfinals	Rk Rank			



Results Table - Group
Tableau des résultats - Groupe
As of SAT 31 AUG 2024

POOL D			2304 GRE	2305 BRA	2312 JPN	2314 FRA
Bib No.	Name	NPC				
2304	POLYCHRONIDIS Grigorios Ramp Operator: PATRONI A	GRE		1 - 4	9 - 0	5 - 2
2305	CARVALHO Mateus Ramp Operator: CARVALHO Oscar	BRA	4 - 1		4 - 5	4 - 5
2312	ARITA Masayuki Ramp Operator: ARITA Chiho	JPN	0 - 9	5 - 4		2 - 4
2314	MENARD Jules Ramp Operator: MENARD C	FRA	2 - 5	5 - 4	4 - 2	

POOL CLASSIFICATION												
Rk	Name	NPC	Matches			Points					Ends	
			Played	Won	Lost	For	Agst	Diff	PDM	PDE	Won	
1	POLYCHRONIDIS Grigorios Ramp Operator: PATRONI A	GRE	3	2	1	15	6	9	9	3	8	Q
2	MENARD Jules Ramp Operator: MENARD C	FRA	3	2	1	11	11	0	2	3	6	Q
3	ARITA Masayuki Ramp Operator: ARITA Chiho	JPN	3	1	2	7	17	-10	1	3	4	
4	CARVALHO Mateus Ramp Operator: CARVALHO Oscar	BRA	3	1	2	12	11	1	3	4	6	

Legend:			
Agst Against	Diff Difference	PDE Highest Point difference in an end	PDM Highest Point difference in a match
Q Qualified for Quarterfinals	Rk Rank		



Final Ranking

Classement final

As of MON 2 SEP 2024 at 17:44

Rank	Name	NPC Code	NPC Name
1	McGUIRE Stephen	GBR	Great Britain
2	CHICA CHICA Edilson	COL	Colombia
3	KOLINKO Artem	UKR	Ukraine
4	KOMAR Davor	CRO	Croatia
5	ZHENG Yuansen	CHN	People's Republic of China
6	GRISALES Euclides	COL	Colombia
7	LARPYEN Pornchok	THA	Thailand
8	LEUNG Yuk Wing	HKG	Hong Kong, China
9	CIOBANU Iulian	CAN	Canada
10	NICOLAI Boris	GER	Germany
11	UCHIDA Shunsuke	JPN	Japan
12	STREHARSKY Martin	SVK	Slovakia
13	ABDUL RAHMAN Abdul Razzaq	MAS	Malaysia
14	ALLAM Mahmoud	EGY	Egypt
15	COSTA Andre	BRA	Brazil
16	AGACHE Vasile	ESP	Spain

Note:

Individual athletes eliminated prior to the quarterfinals are ranked 9th onwards based on Final Positioning Criteria



Statistics (Individual)

Statistiques

As of MON 2 SEP 2024

Name	NPC	Matches				Ends				Match Duration			
		Played	Won	Lost	%Won	Played	Won	Lost	%Won	Total	Avg		
ABDUL RAHMAN Abdul Razzaq	MAS	3	0	3	0%	12	3	9	25%	112min	37min		
		Points Won					Points Lost						
		Yellow Cards	0	Total	Own Throw	Opp. Throw	Best Run	GDO	Total	Own Throw	Opp. Throw	Worst Run	GLL
		Red Cards	0	5	4	0	3	0	18	1	17	8	1
AGACHE Vasile	ESP	3	0	3	0%	12	4	8	33%	116min	38min		
		Points Won					Points Lost						
		Yellow Cards	0	Total	Own Throw	Opp. Throw	Best Run	GDO	Total	Own Throw	Opp. Throw	Worst Run	GLL
		Red Cards	0	5	4	1	2	0	26	0	26	18	1
ALLAM Mahmoud	EGY	3	0	3	0%	12	4	8	33%	118min	39min		
		Points Won					Points Lost						
		Yellow Cards	0	Total	Own Throw	Opp. Throw	Best Run	GDO	Total	Own Throw	Opp. Throw	Worst Run	GLL
		Red Cards	0	7	2	0	5	0	26	0	3	11	1
CHICA CHICA Edison	COL	6	4	2	66%	24	15	8	62%	252min	42min		
		Points Won					Points Lost						
		Yellow Cards	0	Total	Own Throw	Opp. Throw	Best Run	GDO	Total	Own Throw	Opp. Throw	Worst Run	GLL
		Red Cards	0	23	15	0	4	1	16	1	12	5	3



Statistics (Individual)

Statistiques

As of MON 2 SEP 2024

Name	NPC	Matches				Ends				Match Duration			
		Played	Won	Lost	%Won	Played	Won	Lost	%Won	Total	Avg		
CIOBANU Iulian	CAN	3	2	1	66%	12	6	6	50%	112min	37min		
		Points Won				Points Lost							
		Yellow Cards	0	Total	Own Throw	Opp. Throw	Best Run	GDO	Total	Own Throw	Opp. Throw	Worst Run	GLL
		Red Cards	0	11	11	0	4	1	12	0	11	4	0
COSTA Andre	BRA	3	0	3	0%	12	2	9	16%	127min	42min		
		Points Won				Points Lost							
		Yellow Cards	0	Total	Own Throw	Opp. Throw	Best Run	GDO	Total	Own Throw	Opp. Throw	Worst Run	GLL
		Red Cards	0	3	1	0	1	0	23	0	0	8	1
GRISALES Euclides	COL	4	3	1	75%	16	10	6	62%	167min	41min		
		Points Won				Points Lost							
		Yellow Cards	0	Total	Own Throw	Opp. Throw	Best Run	GDO	Total	Own Throw	Opp. Throw	Worst Run	GLL
		Red Cards	0	26	1	0	11	0	10	0	0	5	0
KOLINKO Artem	UKR	6	4	2	66%	24	12	12	50%	237min	39min		
		Points Won				Points Lost							
		Yellow Cards	0	Total	Own Throw	Opp. Throw	Best Run	GDO	Total	Own Throw	Opp. Throw	Worst Run	GLL
		Red Cards	0	19	13	1	4	1	17	0	5	5	1



Statistics (Individual)

Statistiques

As of MON 2 SEP 2024

Name	NPC	Matches				Ends				Match Duration			
		Played	Won	Lost	%Won	Played	Won	Lost	%Won	Total	Avg		
KOMAR Davor	CRO	6	4	2	66%	24	15	9	62%	256min	42min		
		Points Won				Points Lost							
		Yellow Cards	0	Total	Own Throw	Opp. Throw	Best Run	GDO	Total	Own Throw	Opp. Throw	Worst Run	GLL
		Red Cards	0	44	30	0	18	3	15	0	14	5	0
LARPYEN Pornchok	THA	4	2	2	50%	16	10	6	62%	156min	39min		
		Points Won				Points Lost							
		Yellow Cards	0	Total	Own Throw	Opp. Throw	Best Run	GDO	Total	Own Throw	Opp. Throw	Worst Run	GLL
		Red Cards	0	19	2	0	11	4	16	0	3	5	0
LEUNG Yuk Wing	HKG	4	2	2	50%	16	9	7	56%	152min	38min		
		Points Won				Points Lost							
		Yellow Cards	0	Total	Own Throw	Opp. Throw	Best Run	GDO	Total	Own Throw	Opp. Throw	Worst Run	GLL
		Red Cards	0	19	3	0	8	1	12	0	10	5	1
McGUIRE Stephen	GBR	6	5	1	83%	24	16	8	66%	250min	41min		
		Points Won				Points Lost							
		Yellow Cards	0	Total	Own Throw	Opp. Throw	Best Run	GDO	Total	Own Throw	Opp. Throw	Worst Run	GLL
		Red Cards	0	36	29	0	8	0	14	0	13	4	0



Statistics (Individual)

Statistiques

As of MON 2 SEP 2024

Name	NPC	Matches				Ends				Match Duration			
		Played	Won	Lost	%Won	Played	Won	Lost	%Won	Total	Avg		
NICOLAI Boris	GER	3	1	2	33%	12	3	9	25%	128min	42min		
		Points Won				Points Lost							
		Yellow Cards	0	Total	Own Throw	Opp. Throw	Best Run	GDO	Total	Own Throw	Opp. Throw	Worst Run	GLL
		Red Cards	0	10	3	0	4	1	18	0	2	11	4
STREHARSKY Martin	SVK	3	1	2	33%	12	2	9	16%	119min	39min		
		Points Won				Points Lost							
		Yellow Cards	0	Total	Own Throw	Opp. Throw	Best Run	GDO	Total	Own Throw	Opp. Throw	Worst Run	GLL
		Red Cards	0	6	5	0	2	0	17	0	8	10	0
UCHIDA Shunsuke	JPN	3	1	2	33%	12	4	7	33%	129min	43min		
		Points Won				Points Lost							
		Yellow Cards	0	Total	Own Throw	Opp. Throw	Best Run	GDO	Total	Own Throw	Opp. Throw	Worst Run	GLL
		Red Cards	0	11	1	0	4	0	20	0	4	8	0
ZHENG Yuansen	CHN	4	3	1	75%	16	11	5	68%	159min	39min		
		Points Won				Points Lost							
		Yellow Cards	0	Total	Own Throw	Opp. Throw	Best Run	GDO	Total	Own Throw	Opp. Throw	Worst Run	GLL
		Red Cards	0	22	7	0	7	1	6	0	3	3	1

Note:
The 'Greatest deficit overcome' only applies when the player ends up winning the game and 'greatest lead lost' only when losing.

Legend:
Avg Average **GDO** Greatest deficit overcome **GLL** Greatest lead lost **Opp.** Opponent's



Competition Draw

Tirage au sort de la compétition

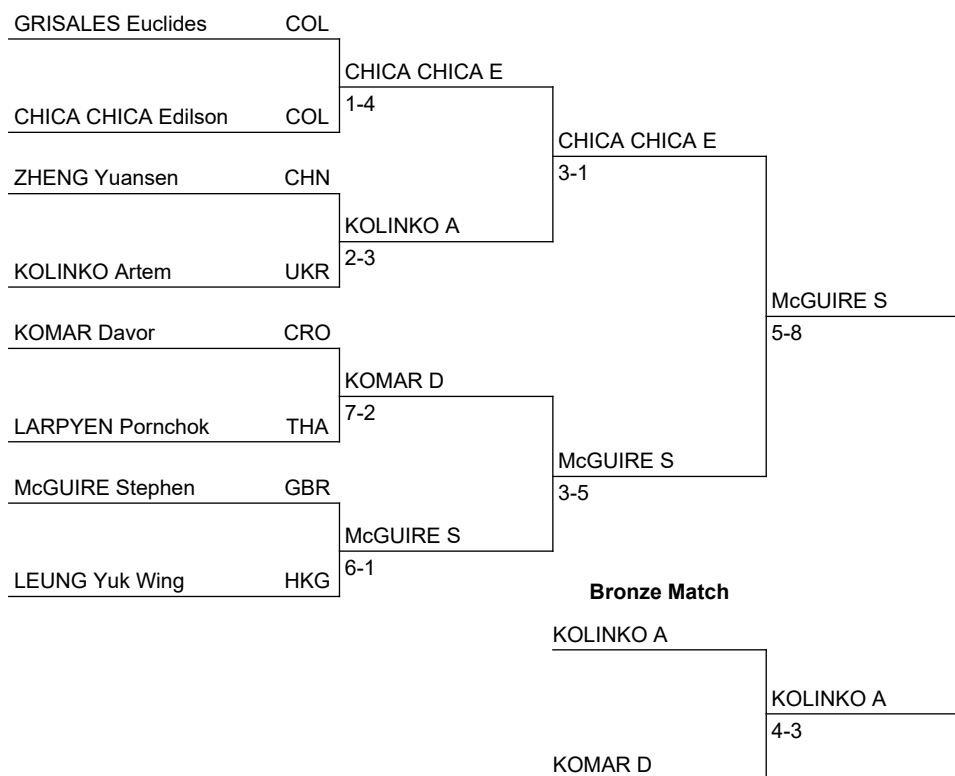
As of MON 2 SEP 2024

Qualified from Pools												
Pos	Pool	Name	NPC	Matches			Points					Ends
				Played	Won	Lost	For	Agst	Diff	PDM	PDE	Won
1	A	GRISALES Euclides	COL	3	3	0	25	6	19	11	5	9
2	A	LARPYEN Pornchok	THA	3	2	1	17	9	8	11	5	8
1	B	KOMAR Davor	CRO	3	3	0	31	4	27	18	6	10
2	B	CHICA CHICA Edilson	COL	3	2	1	11	6	5	3	3	7
1	C	McGUIRE Stephen	GBR	3	2	1	17	5	12	8	4	8
2	C	KOLINKO Artem	UKR	3	2	1	11	9	2	5	3	7
1	D	ZHENG Yuansen	CHN	3	3	0	20	3	17	9	4	9
2	D	LEUNG Yuk Wing	HKG	3	2	1	18	6	12	7	4	8

Quarterfinals

Semifinals

Gold Match



Legend:	Agst Against	Diff Difference	PDE Highest Point difference in an end	PDM Highest Point difference in a match
Pos Position				



Results Table - Group
Tableau des résultats - Groupe
As of SAT 31 AUG 2024

POOL A			2401 THA	2406 COL	2409 GER	2415 EGY
Bib No.	Name	NPC				
2401	LARPYEN Pornchok	THA		1 - 5	5 - 4	11 - 0
2406	GRISALES Euclides	COL	5 - 1		11 - 0	9 - 5
2409	NICOLAI Boris	GER	4 - 5	0 - 11		6 - 2
2415	ALLAM Mahmoud	EGY	0 - 11	5 - 9	2 - 6	

POOL CLASSIFICATION												
Rk	Name	NPC	Matches			Points					Ends	
			Played	Won	Lost	For	Agst	Diff	PDM	PDE	Won	
1	GRISALES Euclides	COL	3	3	0	25	6	19	11	5	9	Q Q
2	LARPYEN Pornchok	THA	3	2	1	17	9	8	11	5	8	
3	NICOLAI Boris	GER	3	1	2	10	18	-8	4	4	3	
4	ALLAM Mahmoud	EGY	3	0	3	7	26	-19	0	4	4	

Note:
Tie-break score only breaks the tie to declare a winner. The final score remains as it was prior to the tie-break.

Legend:
 * Winner of tie-break **Agst** Against **Diff** Difference **PDE** Highest Point difference in an end
PDM Highest Point difference in a match **Q** Qualified for Quarterfinals **Rk** Rank



Results Table - Group
Tableau des résultats - Groupe
As of SAT 31 AUG 2024

POOL B			2402 COL	2407 CRO	2412 SVK	2414 ESP
Bib No.	Name	NPC				
2402	CHICA CHICA Edilson	COL		3 - 3*	4 - 1	4 - 2
2407	KOMAR Davor	CRO	3* - 3		10 - 1	18 - 0
2412	STREHARSKY Martin	SVK	1 - 4	1 - 10		4 - 3
2414	AGACHE Vasile	ESP	2 - 4	0 - 18	3 - 4	

POOL CLASSIFICATION												
Rk	Name	NPC	Matches			Points					Ends	
			Played	Won	Lost	For	Agst	Diff	PDM	PDE	Won	
1	KOMAR Davor	CRO	3	3	0	31	4	27	18	6	10	Q Q
2	CHICA CHICA Edilson	COL	3	2	1	11	6	5	3	3	7	
3	STREHARSKY Martin	SVK	3	1	2	6	17	-11	1	2	2	
4	AGACHE Vasile	ESP	3	0	3	5	26	-21	0	2	4	

Note:
Tie-break score only breaks the tie to declare a winner. The final score remains as it was prior to the tie-break.

Legend:
 * Winner of tie-break **Agst** Against **Diff** Difference **PDE** Highest Point difference in an end
PDM Highest Point difference in a match **Q** Qualified for Quarterfinals **Rk** Rank



Results Table - Group
Tableau des résultats - Groupe
As of SAT 31 AUG 2024

POOL C			2403 GBR	2408 CAN	2410 UKR	2416 MAS
Bib No.	Name	NPC				
2403	McGUIRE Stephen	GBR		2 - 4	7 - 1	8 - 0
2408	CIOBANU Iulian	CAN	4 - 2		1 - 6	6 - 4
2410	KOLINKO Artem	UKR	1 - 7	6 - 1		4 - 1
2416	ABDUL RAHMAN Abdul Razzaq	MAS	0 - 8	4 - 6	1 - 4	

POOL CLASSIFICATION												
Rk	Name	NPC	Matches			Points					Ends	
			Played	Won	Lost	For	Agst	Diff	PDM	PDE	Won	
1	McGUIRE Stephen	GBR	3	2	1	17	5	12	8	4	8	Q Q
2	KOLINKO Artem	UKR	3	2	1	11	9	2	5	3	7	
3	CIOBANU Iulian	CAN	3	2	1	11	12	-1	2	4	6	
4	ABDUL RAHMAN Abdul Razzaq	MAS	3	0	3	5	18	-13	0	3	3	

Note:
Tie-break score only breaks the tie to declare a winner. The final score remains as it was prior to the tie-break.

Legend:
 * Winner of tie-break **Agst** Against **Diff** Difference **PDE** Highest Point difference in an end
PDM Highest Point difference in a match **Q** Qualified for Quarterfinals **Rk** Rank



Results Table - Group
Tableau des résultats - Groupe
As of SAT 31 AUG 2024

POOL D			2404 HKG	2405 JPN	2411 CHN	2413 BRA
Bib No.	Name	NPC				
2404	LEUNG Yuk Wing	HKG		8 - 2	2 - 3	8 - 1
2405	UCHIDA Shunsuke	JPN	2 - 8		1 - 10	8 - 2
2411	ZHENG Yuansen	CHN	3 - 2	10 - 1		7 - 0
2413	COSTA Andre	BRA	1 - 8	2 - 8	0 - 7	

POOL CLASSIFICATION												
Rk	Name	NPC	Matches			Points					Ends	
			Played	Won	Lost	For	Agst	Diff	PDM	PDE	Won	
1	ZHENG Yuansen	CHN	3	3	0	20	3	17	9	4	9	Q Q
2	LEUNG Yuk Wing	HKG	3	2	1	18	6	12	7	4	8	
3	UCHIDA Shunsuke	JPN	3	1	2	11	20	-9	6	4	4	
4	COSTA Andre	BRA	3	0	3	3	23	-20	0	1	2	

Note:
Tie-break score only breaks the tie to declare a winner. The final score remains as it was prior to the tie-break.

Legend:
 * Winner of tie-break **Agst** Against **Diff** Difference **PDE** Highest Point difference in an end
PDM Highest Point difference in a match **Q** Qualified for Quarterfinals **Rk** Rank



Final Ranking

Classement final

As of MON 2 SEP 2024 at 11:19

Rank	Name	NPC Code	NPC Name
1	AUBERT Aurelie	FRA	France
2	TAN Yee Ting Jeralyn	SGP	Singapore
3	ENDO Hiromi	JPN	Japan
4	ANDRADE Yushae	BER	Bermuda
5	FUJII Yuriko	JPN	Japan
6	OLIVEIRA Andreza	BRA	Brazil
7	ZHANG Qi	CHN	People's Republic of China
8	BASIC Dora	CRO	Croatia
9	KOZA Kinga	POL	Poland
10	ARRIETA Amagoia	ESP	Spain
11	FLORES Ailen	ARG	Argentina
12	AOUNALLAH Maha	TUN	Tunisia

Note:

Individual athletes eliminated prior to the quarterfinals are ranked 9th onwards based on Final Positioning Criteria



Statistics (Individual)

Statistiques

As of MON 2 SEP 2024

Name	NPC	Matches				Ends				Match Duration			
		Played	Won	Lost	%Won	Played	Won	Lost	%Won	Total	Avg		
ANDRADE Yushae	BER	5	2	3	40%	20	9	11	45%	223min	44min		
		Points Won					Points Lost						
		Yellow Cards	0	Total	Own Throw	Opp. Throw	Best Run	GDO	Total	Own Throw	Opp. Throw	Worst Run	GLL
		Red Cards	0	11	5	2	4	0	17	0	12	7	1
AOUNALLAH Maha	TUN	2	0	2	0%	8	0	8	0%	93min	46min		
		Points Won					Points Lost						
		Yellow Cards	0	Total	Own Throw	Opp. Throw	Best Run	GDO	Total	Own Throw	Opp. Throw	Worst Run	GLL
		Red Cards	0	0	0	0	0	0	38	0	4	19	0
ARRIETA Amagoia	ESP	2	0	2	0%	8	2	6	25%	106min	53min		
		Points Won					Points Lost						
		Yellow Cards	0	Total	Own Throw	Opp. Throw	Best Run	GDO	Total	Own Throw	Opp. Throw	Worst Run	GLL
		Red Cards	0	4	4	0	3	0	8	0	8	3	1
AUBERT Aurelie	FRA	5	4	1	80%	20	10	10	50%	257min	51min		
		Points Won					Points Lost						
		Yellow Cards	0	Total	Own Throw	Opp. Throw	Best Run	GDO	Total	Own Throw	Opp. Throw	Worst Run	GLL
		Red Cards	0	15	8	0	5	2	18	0	12	6	1



Statistics (Individual)

Statistiques

As of MON 2 SEP 2024

Name	NPC	Matches				Ends				Match Duration	
		Played	Won	Lost	%Won	Played	Won	Lost	%Won	Total	Avg
BASIC Dora	CRO	3	1	2	33%	12	4	8	33%	124min	41min
		Points Won				Points Lost					
	Yellow Cards 0	Total	Own Throw	Opp. Throw	Best Run	GDO	Total	Own Throw	Opp. Throw	Worst Run	GLL
	Red Cards 0	19	0	0	19	0	14	0	14	7	0
ENDO Hiromi	JPN	5	4	1	80%	20	14	6	70%	210min	42min
		Points Won				Points Lost					
	Yellow Cards 0	Total	Own Throw	Opp. Throw	Best Run	GDO	Total	Own Throw	Opp. Throw	Worst Run	GLL
	Red Cards 0	25	21	0	7	3	10	0	10	5	0
FLORES Ailen	ARG	2	0	2	0%	8	3	5	37%	98min	49min
		Points Won				Points Lost					
	Yellow Cards 0	Total	Own Throw	Opp. Throw	Best Run	GDO	Total	Own Throw	Opp. Throw	Worst Run	GLL
	Red Cards 0	4	4	0	2	0	9	0	7	3	1
FUJII Yuriko	JPN	3	2	1	66%	12	8	4	66%	152min	50min
		Points Won				Points Lost					
	Yellow Cards 0	Total	Own Throw	Opp. Throw	Best Run	GDO	Total	Own Throw	Opp. Throw	Worst Run	GLL
	Red Cards 0	13	5	0	6	1	7	0	6	4	2



Statistics (Individual)

Statistiques

As of MON 2 SEP 2024

Name	NPC	Matches				Ends				Match Duration	
		Played	Won	Lost	%Won	Played	Won	Lost	%Won	Total	Avg
KOZA Kinga	POL	2	0	2	0%	8	3	5	37%	86min	43min
		Points Won				Points Lost					
	Yellow Cards 0	Total	Own Throw	Opp. Throw	Best Run	GDO	Total	Own Throw	Opp. Throw	Worst Run	GLL
	Red Cards 0	5	4	0	2	0	9	2	1	4	3
OLIVEIRA Andreza	BRA	3	1	2	33%	12	5	7	41%	144min	48min
		Points Won				Points Lost					
	Yellow Cards 0	Total	Own Throw	Opp. Throw	Best Run	GDO	Total	Own Throw	Opp. Throw	Worst Run	GLL
	Red Cards 0	11	5	0	4	1	15	0	2	6	0
TAN Yee Ting Jeralyn	SGP	5	4	1	80%	20	13	7	65%	214min	42min
		Points Won				Points Lost					
	Yellow Cards 0	Total	Own Throw	Opp. Throw	Best Run	GDO	Total	Own Throw	Opp. Throw	Worst Run	GLL
	Red Cards 0	27	16	0	6	1	13	0	3	5	0
ZHANG Qi	CHN	3	2	1	66%	12	9	3	75%	132min	44min
		Points Won				Points Lost					
	Yellow Cards 0	Total	Own Throw	Opp. Throw	Best Run	GDO	Total	Own Throw	Opp. Throw	Worst Run	GLL
	Red Cards 0	28	11	0	19	0	4	0	4	4	0

Note:
The 'Greatest deficit overcome' only applies when the player ends up winning the game and 'greatest lead lost' only when losing.

Legend:
Avg Average **GDO** Greatest deficit overcome **GLL** Greatest lead lost **Opp.** Opponent's

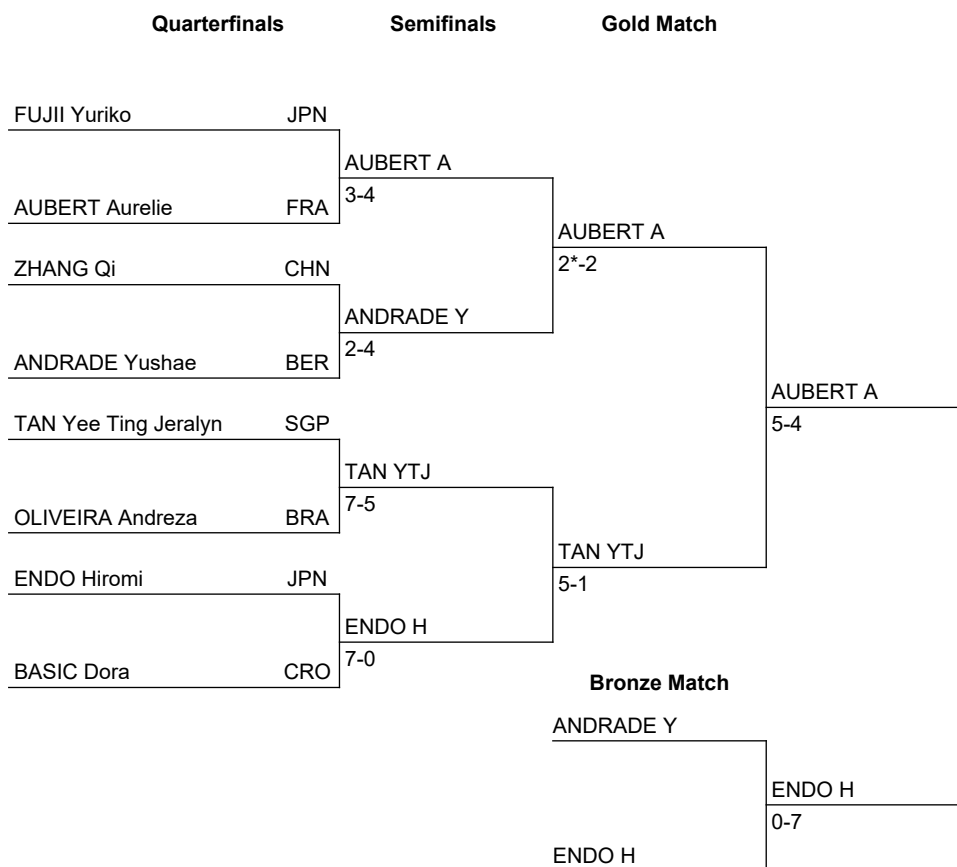


Competition Draw

Tirage au sort de la compétition

As of MON 2 SEP 2024

Qualified from Pools												
Pos	Pool	Name	NPC	Matches			Points					Ends
				Played	Won	Lost	For	Agst	Diff	PDM	PDE	Won
1	A	FUJII Yuriko	JPN	2	2	0	10	3	7	5	3	6
2	A	OLIVEIRA Andreza	BRA	2	1	1	6	8	-2	3	3	3
1	B	TAN Yee Ting Jeralyn	SGP	2	2	0	11	2	9	5	3	6
2	B	AUBERT Aurelie	FRA	2	1	1	4	9	-5	0	1	4
1	C	ENDO Hiromi	JPN	2	2	0	10	5	5	4	4	5
2	C	ANDRADE Yushae	BER	2	1	1	5	6	-1	3	2	4
1	D	ZHANG Qi	CHN	2	2	0	26	0	26	19	6	8
2	D	BASIC Dora	CRO	2	1	1	19	7	12	19	6	4



Legend:
 * Winner of tie-break **Agst** Against **Diff** Difference **PDE** Highest Point difference in an end
PDM Highest Point difference in a match **Pos** Position



Results Table - Group
Tableau des résultats - Groupe
As of SAT 31 AUG 2024

POOL A			1101 BRA	1106 JPN	1109 ARG
Bib No.	Name	NPC			
1101	OLIVEIRA Andreza	BRA		1 - 6	5 - 2
1106	FUJII Yuriko	JPN	6 - 1		4 - 2
1109	FLORES Ailen	ARG	2 - 5	2 - 4	

POOL CLASSIFICATION												
Rk	Name	NPC	Matches			Points					Ends	
			Played	Won	Lost	For	Agst	Diff	PDM	PDE	Won	
1	FUJII Yuriko	JPN	2	2	0	10	3	7	5	3	6	Q
2	OLIVEIRA Andreza	BRA	2	1	1	6	8	-2	3	3	3	Q
3	FLORES Ailen	ARG	2	0	2	4	9	-5	0	2	3	

Note:
Tie-break score only breaks the tie to declare a winner. The final score remains as it was prior to the tie-break.

Legend:
 * Winner of tie-break **Agst** Against **Diff** Difference **PDE** Highest Point difference in an end
PDM Highest Point difference in a match **Q** Qualified for Quarterfinals **Rk** Rank



Results Table - Group
Tableau des résultats - Groupe
As of SAT 31 AUG 2024

POOL B			1102 SGP	1107 ESP	1111 FRA
Bib No.	Name	NPC			
1102	TAN Yee Ting Jeralyn	SGP		5 - 1	6 - 1
1107	ARRIETA Amagoia	ESP	1 - 5		3 - 3*
1111	AUBERT Aurelie	FRA	1 - 6	3* - 3	

POOL CLASSIFICATION												
Rk	Name	NPC	Matches			Points					Ends	
			Played	Won	Lost	For	Agst	Diff	PDM	PDE	Won	
1	TAN Yee Ting Jeralyn	SGP	2	2	0	11	2	9	5	3	6	Q Q
2	AUBERT Aurelie	FRA	2	1	1	4	9	-5	0	1	4	
3	ARRIETA Amagoia	ESP	2	0	2	4	8	-4	0	3	2	

Note:
Tie-break score only breaks the tie to declare a winner. The final score remains as it was prior to the tie-break.

Legend:
 * Winner of tie-break **Agst** Against **Diff** Difference **PDE** Highest Point difference in an end
PDM Highest Point difference in a match **Q** Qualified for Quarterfinals **Rk** Rank



Results Table - Group
Tableau des résultats - Groupe
As of SAT 31 AUG 2024

POOL C			1103 BER	1105 JPN	1110 POL
Bib No.	Name	NPC			
1103	ANDRADE Yushae	BER		1 - 5	4 - 1
1105	ENDO Hiromi	JPN	5 - 1		5 - 4
1110	KOZA Kinga	POL	1 - 4	4 - 5	

POOL CLASSIFICATION												
Rk	Name	NPC	Matches			Points					Ends	
			Played	Won	Lost	For	Agst	Diff	PDM	PDE	Won	
1	ENDO Hiromi	JPN	2	2	0	10	5	5	4	4	5	Q Q
2	ANDRADE Yushae	BER	2	1	1	5	6	-1	3	2	4	
3	KOZA Kinga	POL	2	0	2	5	9	-4	0	2	3	

Note:
Tie-break score only breaks the tie to declare a winner. The final score remains as it was prior to the tie-break.

Legend:
 * Winner of tie-break **Agst** Against **Diff** Difference **PDE** Highest Point difference in an end
PDM Highest Point difference in a match **Q** Qualified for Quarterfinals **Rk** Rank



Results Table - Group
Tableau des résultats - Groupe
As of SAT 31 AUG 2024

POOL D			1104	1108	1112
Bib No.	Name	NPC	CRO	CHN	TUN
1104	BASIC Dora	CRO		0 - 7	19 - 0
1108	ZHANG Qi	CHN	7 - 0		19 - 0
1112	AOUNALLAH Maha	TUN	0 - 19	0 - 19	

POOL CLASSIFICATION												
Rk	Name	NPC	Matches			Points					Ends	
			Played	Won	Lost	For	Agst	Diff	PDM	PDE	Won	
1	ZHANG Qi	CHN	2	2	0	26	0	26	19	6	8	Q
2	BASIC Dora	CRO	2	1	1	19	7	12	19	6	4	Q
3	AOUNALLAH Maha	TUN	2	0	2	0	38	-38	0	0	0	

Note:
Tie-break score only breaks the tie to declare a winner. The final score remains as it was prior to the tie-break.

Legend:
 * Winner of tie-break **Agst** Against **Diff** Difference **PDE** Highest Point difference in an end
PDM Highest Point difference in a match **Q** Qualified for Quarterfinals **Rk** Rank



Final Ranking

Classement final

As of SUN 1 SEP 2024 at 21:52

Rank	Name	NPC Code	NPC Name
1	GONCALVES Cristina	POR	Portugal
2	JEONG Soyeong	KOR	Republic of Korea
3	ZAYANA Gischa	INA	Indonesia
4	TAGGART Claire	GBR	Great Britain
5	DUARTE Rebeca	ESA	El Salvador
6	van ENGELEN Chantal	NED	Netherlands
7	YEUNG Hiu Lam	HKG	Hong Kong, China
8	HAGGO Kayleigh	GBR	Great Britain
9	CORREIA Ana	POR	Portugal
10	NAGY Vivien	HUN	Hungary
11	LEON Joselyn	ECU	Ecuador
12	JANKECHOVA Eliska	SVK	Slovakia

Note:

Individual athletes eliminated prior to the quarterfinals are ranked 9th onwards based on Final Positioning Criteria



Statistics (Individual)

Statistiques

As of SUN 1 SEP 2024

Name	NPC	Matches				Ends				Match Duration			
		Played	Won	Lost	%Won	Played	Won	Lost	%Won	Total	Avg		
CORREIA Ana	POR	2	0	2	0%	8	2	4	25%	77min	38min		
		Points Won				Points Lost							
		Yellow Cards	0	Total	Own Throw	Opp. Throw	Best Run	GDO	Total	Own Throw	Opp. Throw	Worst Run	GLL
		Red Cards	0	5	3	0	1	0	10	0	6	3	0
DUARTE Rebeca	ESA	3	1	2	33%	12	8	4	66%	128min	42min		
		Points Won				Points Lost							
		Yellow Cards	0	Total	Own Throw	Opp. Throw	Best Run	GDO	Total	Own Throw	Opp. Throw	Worst Run	GLL
		Red Cards	0	19	4	0	12	0	8	0	5	3	0
GONCALVES Cristina	POR	5	5	0	100%	20	12	7	60%	210min	42min		
		Points Won				Points Lost							
		Yellow Cards	0	Total	Own Throw	Opp. Throw	Best Run	GDO	Total	Own Throw	Opp. Throw	Worst Run	GLL
		Red Cards	0	23	9	0	4	1	12	0	8	2	0
HAGGO Kayleigh	GBR	3	1	2	33%	12	5	7	41%	112min	37min		
		Points Won				Points Lost							
		Yellow Cards	0	Total	Own Throw	Opp. Throw	Best Run	GDO	Total	Own Throw	Opp. Throw	Worst Run	GLL
		Red Cards	0	9	4	0	3	0	13	0	0	8	1



Statistics (Individual)

Statistiques

As of SUN 1 SEP 2024

Name	NPC	Matches				Ends				Match Duration			
		Played	Won	Lost	%Won	Played	Won	Lost	%Won	Total	Avg		
JANKECHOVA Eliska	SVK	2	0	2	0%	8	0	8	0%	68min	34min		
		Points Won				Points Lost							
		Yellow Cards	0	Total	Own Throw	Opp. Throw	Best Run	GDO	Total	Own Throw	Opp. Throw	Worst Run	GLL
		Red Cards	0	0	0	0	0	0	20	0	8	12	0
JEONG Soyeong	KOR	5	4	1	80%	20	10	8	50%	210min	42min		
		Points Won				Points Lost							
		Yellow Cards	0	Total	Own Throw	Opp. Throw	Best Run	GDO	Total	Own Throw	Opp. Throw	Worst Run	GLL
		Red Cards	0	15	7	0	3	1	13	0	7	4	0
LEON Joselyn	ECU	2	0	2	0%	8	2	6	25%	75min	37min		
		Points Won				Points Lost							
		Yellow Cards	0	Total	Own Throw	Opp. Throw	Best Run	GDO	Total	Own Throw	Opp. Throw	Worst Run	GLL
		Red Cards	0	2	1	0	1	0	13	0	10	7	1
NAGY Vivien	HUN	2	0	2	0%	8	3	5	37%	70min	35min		
		Points Won				Points Lost							
		Yellow Cards	0	Total	Own Throw	Opp. Throw	Best Run	GDO	Total	Own Throw	Opp. Throw	Worst Run	GLL
		Red Cards	0	4	1	0	3	0	10	0	0	6	1



Statistics (Individual)

Statistiques

As of SUN 1 SEP 2024

Name	NPC	Matches				Ends				Match Duration			
		Played	Won	Lost	%Won	Played	Won	Lost	%Won	Total	Avg		
TAGGART Claire	GBR	5	2	3	40%	20	10	9	50%	204min	40min		
		Points Won				Points Lost							
		Yellow Cards	0	Total	Own Throw	Opp. Throw	Best Run	GDO	Total	Own Throw	Opp. Throw	Worst Run	GLL
		Red Cards	0	20	15	0	7	2	15	0	6	4	1
van ENGELEN Chantal	NED	3	1	2	33%	12	4	7	33%	99min	33min		
		Points Won				Points Lost							
		Yellow Cards	0	Total	Own Throw	Opp. Throw	Best Run	GDO	Total	Own Throw	Opp. Throw	Worst Run	GLL
		Red Cards	0	8	1	0	2	1	16	1	9	8	0
YEUNG Hiu Lam	HKG	3	2	1	66%	12	7	5	58%	127min	42min		
		Points Won				Points Lost							
		Yellow Cards	0	Total	Own Throw	Opp. Throw	Best Run	GDO	Total	Own Throw	Opp. Throw	Worst Run	GLL
		Red Cards	0	13	10	0	8	0	6	0	3	3	2
ZAYANA Gischa	INA	5	4	1	80%	20	12	5	60%	185min	37min		
		Points Won				Points Lost							
		Yellow Cards	0	Total	Own Throw	Opp. Throw	Best Run	GDO	Total	Own Throw	Opp. Throw	Worst Run	GLL
		Red Cards	0	31	11	1	8	1	13	0	4	3	0

Note:
The 'Greatest deficit overcome' only applies when the player ends up winning the game and 'greatest lead lost' only when losing.

Legend:
Avg Average **GDO** Greatest deficit overcome **GLL** Greatest lead lost **Opp.** Opponent's



Competition Draw

Tirage au sort de la compétition

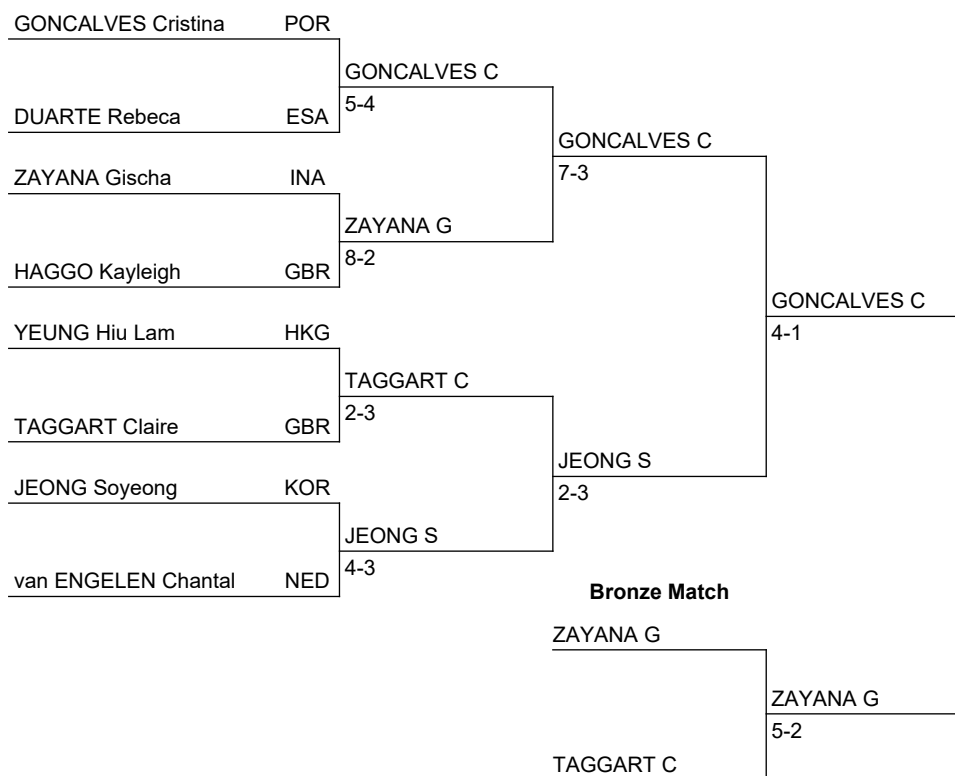
As of SUN 1 SEP 2024

Qualified from Pools												
Pos	Pool	Name	NPC	Matches			Points					Ends
				Played	Won	Lost	For	Agst	Diff	PDM	PDE	Won
1	A	GONCALVES Cristina	POR	2	2	0	7	4	3	2	3	5
2	A	TAGGART Claire	GBR	2	1	1	13	5	8	9	4	5
1	B	YEUNG Hiu Lam	HKG	2	2	0	11	3	8	8	4	6
2	B	DUARTE Rebeca	ESA	2	1	1	15	3	12	12	4	6
1	C	JEONG Soyeong	KOR	2	2	0	7	4	3	2	2	4
2	C	HAGGO Kayleigh	GBR	2	1	1	7	5	2	4	3	4
1	D	ZAYANA Gischa	INA	2	2	0	15	2	13	8	5	6
2	D	van ENGELEN Chantal	NED	2	1	1	5	12	-7	1	2	2

Quarterfinals

Semifinals

Gold Match



Legend:	Agst Against	Diff Difference	PDE Highest Point difference in an end	PDM Highest Point difference in a match
Pos Position				



Results Table - Group
Tableau des résultats - Groupe
As of FRI 30 AUG 2024

POOL A			1201 GBR	1206 POR	1212 ECU
Bib No.	Name	NPC			
1201	TAGGART Claire	GBR		3 - 4	10 - 1
1206	GONCALVES Cristina	POR	4 - 3		3 - 1
1212	LEON Joselyn	ECU	1 - 10	1 - 3	

POOL CLASSIFICATION												
Rk	Name	NPC	Matches			Points					Ends	
			Played	Won	Lost	For	Agst	Diff	PDM	PDE	Won	
1	GONCALVES Cristina	POR	2	2	0	7	4	3	2	3	5	Q
2	TAGGART Claire	GBR	2	1	1	13	5	8	9	4	5	Q
3	LEON Joselyn	ECU	2	0	2	2	13	-11	0	1	2	

Note:
Tie-break score only breaks the tie to declare a winner. The final score remains as it was prior to the tie-break.

Legend:
 * Winner of tie-break **Agst** Against **Diff** Difference **PDE** Highest Point difference in an end
PDM Highest Point difference in a match **Q** Qualified for Quarterfinals **Rk** Rank



Results Table - Group
Tableau des résultats - Groupe
As of FRI 30 AUG 2024

POOL B			1202 HKG	1205 ESA	1210 SVK
Bib No.	Name	NPC			
1202	YEUNG Hiu Lam	HKG		3* - 3	8 - 0
1205	DUARTE Rebeca	ESA	3 - 3*		12 - 0
1210	JANKECHOVA Eliska	SVK	0 - 8	0 - 12	

POOL CLASSIFICATION												
Rk	Name	NPC	Matches			Points					Ends	
			Played	Won	Lost	For	Agst	Diff	PDM	PDE	Won	
1	YEUNG Hiu Lam	HKG	2	2	0	11	3	8	8	4	6	Q
2	DUARTE Rebeca	ESA	2	1	1	15	3	12	12	4	6	Q
3	JANKECHOVA Eliska	SVK	2	0	2	0	20	-20	0	0	0	

Note:
Tie-break score only breaks the tie to declare a winner. The final score remains as it was prior to the tie-break.

Legend:
 * Winner of tie-break **Agst** Against **Diff** Difference **PDE** Highest Point difference in an end
PDM Highest Point difference in a match **Q** Qualified for Quarterfinals **Rk** Rank



Results Table - Group
Tableau des résultats - Groupe
As of FRI 30 AUG 2024

POOL C			1203 KOR	1208 POR	1211 GBR
Bib No.	Name	NPC			
1203	JEONG Soyeong	KOR		4 - 3	3 - 1
1208	CORREIA Ana	POR	3 - 4		2 - 6
1211	HAGGO Kayleigh	GBR	1 - 3	6 - 2	

POOL CLASSIFICATION												
Rk	Name	NPC	Matches			Points					Ends	
			Played	Won	Lost	For	Agst	Diff	PDM	PDE	Won	
1	JEONG Soyeong	KOR	2	2	0	7	4	3	2	2	4	Q
2	HAGGO Kayleigh	GBR	2	1	1	7	5	2	4	3	4	Q
3	CORREIA Ana	POR	2	0	2	5	10	-5	0	1	2	

Note:
Tie-break score only breaks the tie to declare a winner. The final score remains as it was prior to the tie-break.

Legend:
 * Winner of tie-break **Agst** Against **Diff** Difference **PDE** Highest Point difference in an end
PDM Highest Point difference in a match **Q** Qualified for Quarterfinals **Rk** Rank



Results Table - Group
Tableau des résultats - Groupe
As of FRI 30 AUG 2024

POOL D			1204 NED	1207 INA	1209 HUN
Bib No.	Name	NPC			
1204	van ENGELEN Chantal	NED		1 - 9	4 - 3
1207	ZAYANA Gischa	INA	9 - 1		6 - 1
1209	NAGY Vivien	HUN	3 - 4	1 - 6	

POOL CLASSIFICATION												
Rk	Name	NPC	Matches			Points					Ends	
			Played	Won	Lost	For	Agst	Diff	PDM	PDE	Won	
1	ZAYANA Gischa	INA	2	2	0	15	2	13	8	5	6	Q
2	van ENGELEN Chantal	NED	2	1	1	5	12	-7	1	2	2	Q
3	NAGY Vivien	HUN	2	0	2	4	10	-6	0	2	3	

Note:
Tie-break score only breaks the tie to declare a winner. The final score remains as it was prior to the tie-break.

Legend:
 * Winner of tie-break **Agst** Against **Diff** Difference **PDE** Highest Point difference in an end
PDM Highest Point difference in a match **Q** Qualified for Quarterfinals **Rk** Rank



Final Ranking

Classement final

As of MON 2 SEP 2024 at 19:40

Rank	Name	NPC Code	NPC Name
1	HO Yuen Kei Ramp Operator: LEE Wing Kit	HKG	Hong Kong, China
2	LEESON Jamieson Ramp Operator: HAYDON Jasmine	AUS	Australia
3	KANG Sunhee Ramp Operator: PARK Seyeol	KOR	Republic of Korea
4	CALADO Evani Ramp Operator: SILVA Renata	BRA	Brazil
5	FERRANDO Stefania Ramp Operator: FERREYRA Juan	ARG	Argentina
6	KLA-HAN Ladamane Ramp Operator: THEPPRAKOB Kloyjai	THA	Thailand
7	ICHINOE Ayane Ramp Operator: ICHINOE Kenji	JPN	Japan
8	OWCZARZ Edyta Ramp Operator: OWCZARZ Krystyna	POL	Poland
9	HECKEL Sonia Ramp Operator: BRACHET Florent	FRA	France
10	COSTA Ana Ramp Operator: VIEIRA Maria	POR	Portugal
11	KIDSON Sally Ramp Operator: STEWART Hannah	GBR	Great Britain
12	NTENTA Anna Ramp Operator: NTENTA Cristina	GRE	Greece
13	CALLUPE Niurka Ramp Operator: VELA Carolina	PER	Peru
14	OLIVEIRA Evelyn Ramp Operator: FERREIRA Roberto	BRA	Brazil
15	JORDAAN Elanza Ramp Operator: JORDAAN Sandre	RSA	South Africa
16	CERMAKOVA Marcela Ramp Operator: CERMAKOVA Zuzana	CZE	Czechia

Note:

Individual athletes eliminated prior to the quarterfinals are ranked 9th onwards based on Final Positioning Criteria



Statistics (Individual)

Statistiques

As of MON 2 SEP 2024

Name	NPC	Matches				Ends				Match Duration			
		Played	Won	Lost	%Won	Played	Won	Lost	%Won	Total	Avg		
CALADO Evani	BRA	6	3	3	50%	24	14	10	58%	370min	61min		
		Points Won					Points Lost						
		Yellow Cards	0	Total	Own Throw	Opp. Throw	Best Run	GDO	Total	Own Throw	Opp. Throw	Worst Run	GLL
		Red Cards	0	25	14	0	5	0	22	0	14	7	0
CALLUPE Niurka	PER	3	0	3	0%	12	4	8	33%	178min	59min		
		Points Won					Points Lost						
		Yellow Cards	0	Total	Own Throw	Opp. Throw	Best Run	GDO	Total	Own Throw	Opp. Throw	Worst Run	GLL
		Red Cards	0	7	2	0	4	0	13	0	3	5	4
CERMAKOVA Marcela	CZE	3	0	3	0%	12	3	9	25%	177min	59min		
		Points Won					Points Lost						
		Yellow Cards	0	Total	Own Throw	Opp. Throw	Best Run	GDO	Total	Own Throw	Opp. Throw	Worst Run	GLL
		Red Cards	0	5	1	0	3	0	21	0	6	9	1
COSTA Ana	POR	3	1	2	33%	12	5	7	41%	191min	63min		
		Points Won					Points Lost						
		Yellow Cards	0	Total	Own Throw	Opp. Throw	Best Run	GDO	Total	Own Throw	Opp. Throw	Worst Run	GLL
		Red Cards	0	8	2	0	3	0	13	0	3	5	0



Statistics (Individual)

Statistiques

As of MON 2 SEP 2024

Name	NPC	Matches				Ends				Match Duration	
		Played	Won	Lost	%Won	Played	Won	Lost	%Won	Total	Avg
FERRANDO Stefania Ramp Operator: FERREYRA Juan	ARG	4	3	1	75%	16	11	5	68%	241min	60min
		Points Won				Points Lost					
	Yellow Cards 0	Total	Own Throw	Opp. Throw	Best Run	GDO	Total	Own Throw	Opp. Throw	Worst Run	GLL
	Red Cards 0	20	6	0	6	2	11	0	4	4	3
HECKEL Sonia Ramp Operator: BRACHET Florent	FRA	3	1	2	33%	12	5	7	41%	174min	58min
		Points Won				Points Lost					
	Yellow Cards 0	Total	Own Throw	Opp. Throw	Best Run	GDO	Total	Own Throw	Opp. Throw	Worst Run	GLL
	Red Cards 0	9	7	0	6	1	14	0	1	9	2
HO Yuen Kei Ramp Operator: LEE Wing Kit	HKG	6	6	0	100%	24	15	9	62%	342min	57min
		Points Won				Points Lost					
	Yellow Cards 0	Total	Own Throw	Opp. Throw	Best Run	GDO	Total	Own Throw	Opp. Throw	Worst Run	GLL
	Red Cards 0	27	19	0	8	1	11	0	8	4	0
ICHINOE Ayane Ramp Operator: ICHINOE Kenji	JPN	4	2	2	50%	16	10	6	62%	235min	58min
		Points Won				Points Lost					
	Yellow Cards 0	Total	Own Throw	Opp. Throw	Best Run	GDO	Total	Own Throw	Opp. Throw	Worst Run	GLL
	Red Cards 0	18	8	0	8	0	10	0	3	3	2



Statistics (Individual)

Statistiques

As of MON 2 SEP 2024

Name	NPC	Matches				Ends				Match Duration	
		Played	Won	Lost	%Won	Played	Won	Lost	%Won	Total	Avg
JORDAAN Elanza Ramp Operator: JORDAAN Sandre Yellow Cards 0 Red Cards 0	RSA	3	0	3	0%	12	2	10	16%	171min	57min
		Points Won				Points Lost					
		Total	Own Throw	Opp. Throw	Best Run	GDO	Total	Own Throw	Opp. Throw	Worst Run	GLL
		2	0	0	1	0	17	0	12	8	0
KANG Sunhee Ramp Operator: PARK Seyeol Yellow Cards 0 Red Cards 0	KOR	6	5	1	83%	24	17	7	70%	343min	57min
		Points Won				Points Lost					
		Total	Own Throw	Opp. Throw	Best Run	GDO	Total	Own Throw	Opp. Throw	Worst Run	GLL
		31	16	0	7	2	9	0	3	3	0
KIDSON Sally Ramp Operator: STEWART Hannah Yellow Cards 0 Red Cards 0	GBR	3	1	2	33%	12	4	8	33%	169min	56min
		Points Won				Points Lost					
		Total	Own Throw	Opp. Throw	Best Run	GDO	Total	Own Throw	Opp. Throw	Worst Run	GLL
		6	6	0	3	0	14	0	12	7	1
KLA-HAN Ladamane Ramp Operator: THEPPRAKOB Kloyjai Yellow Cards 0 Red Cards 0	THA	4	2	2	50%	16	11	5	68%	233min	58min
		Points Won				Points Lost					
		Total	Own Throw	Opp. Throw	Best Run	GDO	Total	Own Throw	Opp. Throw	Worst Run	GLL
		17	0	1	9	1	7	0	1	2	1



Statistics (Individual)

Statistiques

As of MON 2 SEP 2024

Name	NPC	Matches				Ends				Match Duration	
		Played	Won	Lost	%Won	Played	Won	Lost	%Won	Total	Avg
LEESON Jamieson Ramp Operator: HAYDON Jasmine	AUS	6	4	2	66%	24	13	11	54%	317min	52min
		Points Won				Points Lost					
		Total	Own Throw	Opp. Throw	Best Run	GDO	Total	Own Throw	Opp. Throw	Worst Run	GLL
		24	16	0	7	3	18	0	14	5	0
Yellow Cards	0										
Red Cards	0										
NTENTA Anna Ramp Operator: NTENTA Cristina	GRE	3	1	2	33%	12	3	9	25%	171min	57min
		Points Won				Points Lost					
		Total	Own Throw	Opp. Throw	Best Run	GDO	Total	Own Throw	Opp. Throw	Worst Run	GLL
		7	0	0	5	4	20	0	8	8	0
Yellow Cards	0										
Red Cards	0										
OLIVEIRA Evelyn Ramp Operator: FERREIRA Roberto	BRA	3	0	3	0%	12	3	9	25%	169min	56min
		Points Won				Points Lost					
		Total	Own Throw	Opp. Throw	Best Run	GDO	Total	Own Throw	Opp. Throw	Worst Run	GLL
		4	4	0	2	0	16	0	6	7	2
Yellow Cards	0										
Red Cards	0										
OWCZARZ Edyta Ramp Operator: OWCZARZ Krystyna	POL	4	3	1	75%	16	8	8	50%	239min	59min
		Points Won				Points Lost					
		Total	Own Throw	Opp. Throw	Best Run	GDO	Total	Own Throw	Opp. Throw	Worst Run	GLL
		19	1	0	9	2	13	1	4	4	0
Yellow Cards	0										
Red Cards	0										

Note:
The 'Greatest deficit overcome' only applies when the player ends up winning the game and 'greatest lead lost' only when losing.

Legend:
Avg Average **GDO** Greatest deficit overcome **GLL** Greatest lead lost **Opp.** Opponent's



Competition Draw

Tirage au sort de la compétition

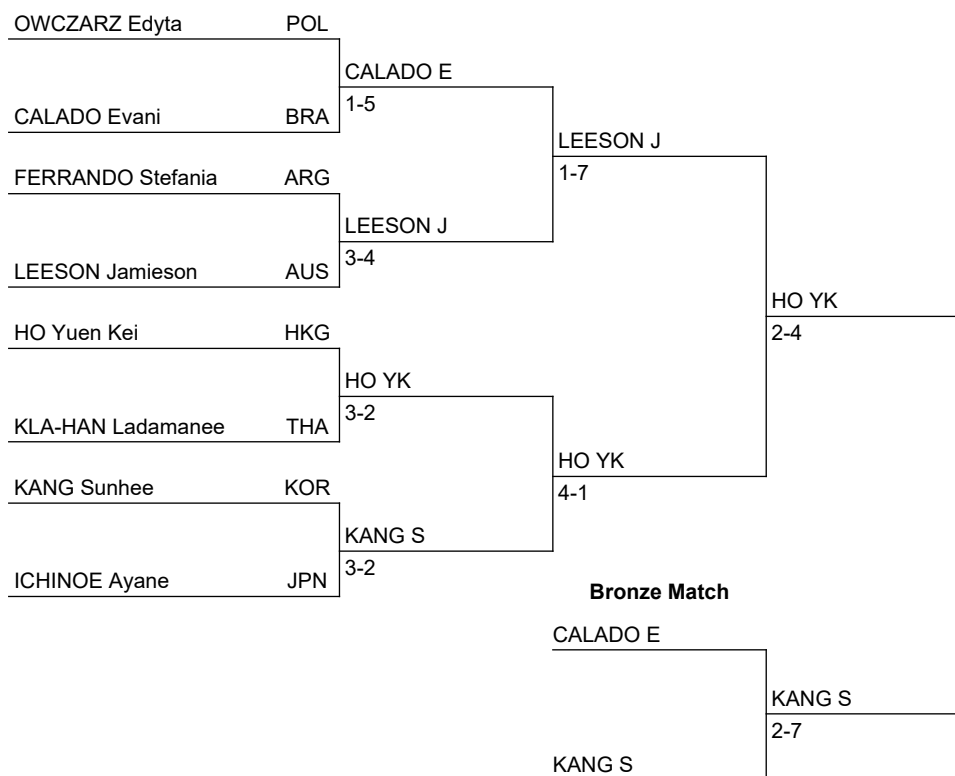
As of MON 2 SEP 2024

Qualified from Pools												
Pos	Pool	Name	NPC	Matches			Points					Ends
				Played	Won	Lost	For	Agst	Diff	PDM	PDE	Won
1	A	OWCZARZ Edyta	POL	3	3	0	18	8	10	7	5	7
2	A	KLA-HAN Ladamane	THA	3	2	1	15	4	11	9	3	9
1	B	HO Yuen Kei	HKG	3	3	0	16	6	10	8	4	8
2	B	CALADO Evani	BRA	3	2	1	17	7	10	6	3	9
1	C	KANG Sunhee	KOR	3	3	0	20	1	19	7	4	11
2	C	LEESON Jamieson	AUS	3	2	1	11	10	1	5	3	6
1	D	FERRANDO Stefania	ARG	3	3	0	17	7	10	6	3	9
2	D	ICHINOE Ayane	JPN	3	2	1	16	7	9	8	3	8

Quarterfinals

Semifinals

Gold Match



Legend:
Agst Against **Diff** Difference **PDE** Highest Point difference in an end **PDM** Highest Point difference in a match
Pos Position



Results Table - Group
Tableau des résultats - Groupe
As of SAT 31 AUG 2024

POOL A			1301 FRA	1307 THA	1311 POL	1315 CZE
Bib No.	Name	NPC				
1301	HECKEL Sonia Ramp Operator: BRACHET F	FRA		1 - 4	2 - 9	6 - 1
1307	KLA-HAN Ladamee Ramp Operator: THEPPRAKOB K	THA	4 - 1		2 - 3	9 - 0
1311	OWCZARZ Edyta Ramp Operator: OWCZARZ K	POL	9 - 2	3 - 2		6 - 4
1315	CERMAKOVA Marcela Ramp Operator: CERMAKOVA Z	CZE	1 - 6	0 - 9	4 - 6	

POOL CLASSIFICATION												
Rk	Name	NPC	Matches			Points					Ends	
			Played	Won	Lost	For	Agst	Diff	PDM	PDE	Won	
1	OWCZARZ Edyta Ramp Operator: OWCZARZ K	POL	3	3	0	18	8	10	7	5	7	Q
2	KLA-HAN Ladamee Ramp Operator: THEPPRAKOB K	THA	3	2	1	15	4	11	9	3	9	Q
3	HECKEL Sonia Ramp Operator: BRACHET F	FRA	3	1	2	9	14	-5	5	3	5	
4	CERMAKOVA Marcela Ramp Operator: CERMAKOVA Z	CZE	3	0	3	5	21	-16	0	3	3	

Legend:	Agst Against	Diff Difference	PDE Highest Point difference in an end	PDM Highest Point difference in a match
Q Qualified for Quarterfinals	Rk Rank			



Results Table - Group
Tableau des résultats - Groupe
As of SAT 31 AUG 2024

POOL B			1302 HKG	1306 POR	1310 BRA	1316 RSA
Bib No.	Name	NPC				
1302	HO Yuen Kei Ramp Operator: LEE Wing Kit	HKG		3 - 2	5 - 4	8 - 0
1306	COSTA Ana Ramp Operator: VIEIRA Maria	POR	2 - 3		2 - 8	4 - 2
1310	CALADO Evani Ramp Operator: SILVA Renata	BRA	4 - 5	8 - 2		5 - 0
1316	JORDAAN Elanza Ramp Operator: JORDAAN Sandre	RSA	0 - 8	2 - 4	0 - 5	

POOL CLASSIFICATION												
Rk	Name	NPC	Matches			Points					Ends	
			Played	Won	Lost	For	Agst	Diff	PDM	PDE	Won	
1	HO Yuen Kei Ramp Operator: LEE Wing Kit	HKG	3	3	0	16	6	10	8	4	8	Q
2	CALADO Evani Ramp Operator: SILVA Renata	BRA	3	2	1	17	7	10	6	3	9	Q
3	COSTA Ana Ramp Operator: VIEIRA Maria	POR	3	1	2	8	13	-5	2	3	5	
4	JORDAAN Elanza Ramp Operator: JORDAAN Sandre	RSA	3	0	3	2	17	-15	0	1	2	

Legend:	Agst Against	Diff Difference	PDE Highest Point difference in an end	PDM Highest Point difference in a match
Q Qualified for Quarterfinals	Rk Rank			



Results Table - Group
Tableau des résultats - Groupe
As of SAT 31 AUG 2024

POOL C			1303 BRA	1308 AUS	1309 KOR	1314 GBR
Bib No.	Name	NPC				
1303	OLIVEIRA Evelyn Ramp Operator: FERREIRA R	BRA		3 - 4	0 - 7	1 - 5
1308	LEESON Jamieson Ramp Operator: HAYDON Jasmine	AUS	4 - 3		1 - 6	6 - 1
1309	KANG Sunhee Ramp Operator: PARK Seyeol	KOR	7 - 0	6 - 1		7 - 0
1314	KIDSON Sally Ramp Operator: STEWART Hannah	GBR	5 - 1	1 - 6	0 - 7	

POOL CLASSIFICATION												
Rk	Name	NPC	Matches			Points					Ends	
			Played	Won	Lost	For	Agst	Diff	PDM	PDE	Won	
1	KANG Sunhee Ramp Operator: PARK Seyeol	KOR	3	3	0	20	1	19	7	4	11	Q
2	LEESON Jamieson Ramp Operator: HAYDON Jasmine	AUS	3	2	1	11	10	1	5	3	6	Q
3	KIDSON Sally Ramp Operator: STEWART Hannah	GBR	3	1	2	6	14	-8	4	3	4	
4	OLIVEIRA Evelyn Ramp Operator: FERREIRA R	BRA	3	0	3	4	16	-12	0	2	3	

Legend:			
Agst Against	Diff Difference	PDE Highest Point difference in an end	PDM Highest Point difference in a match
Q Qualified for Quarterfinals	Rk Rank		



Results Table - Group
Tableau des résultats - Groupe
As of SAT 31 AUG 2024

POOL D			1304 GRE	1305 PER	1312 JPN	1313 ARG
Bib No.	Name	NPC				
1304	NTENTA Anna Ramp Operator: NTENTA C	GRE		5 - 4	0 - 8	2 - 8
1305	CALLUPE Niurka Ramp Operator: VELA Carolina	PER	4 - 5		1 - 5	2 - 3
1312	ICHINOE Ayane Ramp Operator: ICHINOE Kenji	JPN	8 - 0	5 - 1		3 - 6
1313	FERRANDO Stefania Ramp Operator: FERREYRA Juan	ARG	8 - 2	3 - 2	6 - 3	

POOL CLASSIFICATION												
Rk	Name	NPC	Matches			Points					Ends	
			Played	Won	Lost	For	Agst	Diff	PDM	PDE	Won	
1	FERRANDO Stefania Ramp Operator: FERREYRA Juan	ARG	3	3	0	17	7	10	6	3	9	Q
2	ICHINOE Ayane Ramp Operator: ICHINOE Kenji	JPN	3	2	1	16	7	9	8	3	8	Q
3	NTENTA Anna Ramp Operator: NTENTA C	GRE	3	1	2	7	20	-13	1	4	3	
4	CALLUPE Niurka Ramp Operator: VELA Carolina	PER	3	0	3	7	13	-6	0	3	4	

Legend:	Agst Against	Diff Difference	PDE Highest Point difference in an end	PDM Highest Point difference in a match
Q Qualified for Quarterfinals	Rk Rank			



Final Ranking

Classement final

As of MON 2 SEP 2024 at 14:03

Rank	Name	NPC Code	NPC Name
1	LIN Ximei	CHN	People's Republic of China
2	CHEUNG Yuen	HKG	Hong Kong, China
3	CHICA CHICA Leidy	COL	Colombia
4	MAT SALIM Noor Askuzaimy	MAS	Malaysia
5	LEVINE Alison	CAN	Canada
6	OLIVEIRA Carla	POR	Portugal
7	TEIXEIRA Laissa Polyana	BRA	Brazil
8	MORFI METZOU Chrysi	GRE	Greece
9	PHONSILA Nuanchan	THA	Thailand
10	ARAMBASIC Anamaria	CRO	Croatia
11	SZABO Alexandra	HUN	Hungary
12	ELFAR Hanaa	EGY	Egypt
13	RAGUWARAN Anita	GER	Germany
14	KONENKO Nataliia	UKR	Ukraine
15	ALLER MAYO Sara	ESP	Spain
16	VOZAROVA Kristina	SVK	Slovakia

Note:

Individual athletes eliminated prior to the quarterfinals are ranked 9th onwards based on Final Positioning Criteria



Statistics (Individual)

Statistiques

As of MON 2 SEP 2024

Name	NPC	Matches				Ends				Match Duration			
		Played	Won	Lost	%Won	Played	Won	Lost	%Won	Total	Avg		
ALLER MAYO Sara	ESP	3	0	3	0%	12	2	10	16%	107min	35min		
		Points Won					Points Lost						
		Yellow Cards	0	Total	Own Throw	Opp. Throw	Best Run	GDO	Total	Own Throw	Opp. Throw	Worst Run	GLL
		Red Cards	0	2	0	0	1	0	20	0	10	9	1
ARAMBASIC Anamaria	CRO	3	1	2	33%	12	6	5	50%	101min	33min		
		Points Won					Points Lost						
		Yellow Cards	0	Total	Own Throw	Opp. Throw	Best Run	GDO	Total	Own Throw	Opp. Throw	Worst Run	GLL
		Red Cards	0	14	11	0	9	0	14	0	8	9	1
CHEUNG Yuen	HKG	6	5	1	83%	24	17	7	70%	217min	36min		
		Points Won					Points Lost						
		Yellow Cards	0	Total	Own Throw	Opp. Throw	Best Run	GDO	Total	Own Throw	Opp. Throw	Worst Run	GLL
		Red Cards	0	29	22	0	7	3	13	0	11	5	0
CHICA CHICA Leidy	COL	6	5	1	83%	24	14	10	58%	230min	38min		
		Points Won					Points Lost						
		Yellow Cards	0	Total	Own Throw	Opp. Throw	Best Run	GDO	Total	Own Throw	Opp. Throw	Worst Run	GLL
		Red Cards	0	36	17	0	10	3	13	0	8	4	3



Statistics (Individual)

Statistiques

As of MON 2 SEP 2024

Name	NPC	Matches				Ends				Match Duration			
		Played	Won	Lost	%Won	Played	Won	Lost	%Won	Total	Avg		
ELFAR Hanaa	EGY	3	1	2	33%	12	6	6	50%	122min	40min		
		Points Won					Points Lost						
		Yellow Cards	0	Total	Own Throw	Opp. Throw	Best Run	GDO	Total	Own Throw	Opp. Throw	Worst Run	GLL
		Red Cards	0	14	13	0	5	0	16	0	15	6	2
KONENKO Nataliia	UKR	3	0	3	0%	12	5	7	41%	131min	43min		
		Points Won					Points Lost						
		Yellow Cards	0	Total	Own Throw	Opp. Throw	Best Run	GDO	Total	Own Throw	Opp. Throw	Worst Run	GLL
		Red Cards	0	10	8	0	4	0	21	0	21	5	4
LEVINE Alison	CAN	4	2	2	50%	16	8	8	50%	176min	44min		
		Points Won					Points Lost						
		Yellow Cards	0	Total	Own Throw	Opp. Throw	Best Run	GDO	Total	Own Throw	Opp. Throw	Worst Run	GLL
		Red Cards	0	13	10	0	4	2	12	0	6	3	2
LIN Ximei	CHN	6	5	1	83%	24	15	8	62%	217min	36min		
		Points Won					Points Lost						
		Yellow Cards	0	Total	Own Throw	Opp. Throw	Best Run	GDO	Total	Own Throw	Opp. Throw	Worst Run	GLL
		Red Cards	0	36	29	0	14	3	14	0	6	6	2



Statistics (Individual)

Statistiques

As of MON 2 SEP 2024

Name	NPC	Matches				Ends				Match Duration			
		Played	Won	Lost	%Won	Played	Won	Lost	%Won	Total	Avg		
MAT SALIM Noor Askuzaimy	MAS	6	4	2	66%	24	12	12	50%	228min	38min		
		Points Won				Points Lost							
		Yellow Cards	0	Total	Own Throw	Opp. Throw	Best Run	GDO	Total	Own Throw	Opp. Throw	Worst Run	GLL
		Red Cards	0	30	27	0	7	4	25	0	23	7	0
MORFI METZOU Chrysi	GRE	4	2	2	50%	16	7	8	43%	146min	36min		
		Points Won				Points Lost							
		Yellow Cards	0	Total	Own Throw	Opp. Throw	Best Run	GDO	Total	Own Throw	Opp. Throw	Worst Run	GLL
		Red Cards	0	15	5	0	7	0	21	0	8	10	3
OLIVEIRA Carla	POR	4	2	2	50%	16	9	5	56%	154min	38min		
		Points Won				Points Lost							
		Yellow Cards	0	Total	Own Throw	Opp. Throw	Best Run	GDO	Total	Own Throw	Opp. Throw	Worst Run	GLL
		Red Cards	0	13	6	0	5	0	14	0	0	4	0
PHONSILA Nuanchan	THA	3	1	2	33%	12	7	5	58%	111min	37min		
		Points Won				Points Lost							
		Yellow Cards	0	Total	Own Throw	Opp. Throw	Best Run	GDO	Total	Own Throw	Opp. Throw	Worst Run	GLL
		Red Cards	0	15	13	0	11	0	11	0	10	4	0



Statistics (Individual)

Statistiques

As of MON 2 SEP 2024

Name	NPC	Matches				Ends				Match Duration			
		Played	Won	Lost	%Won	Played	Won	Lost	%Won	Total	Avg		
RAGUWARAN Anita	GER	3	1	2	33%	12	3	8	25%	113min	37min		
		Points Won				Points Lost							
		Yellow Cards	0	Total	Own Throw	Opp. Throw	Best Run	GDO	Total	Own Throw	Opp. Throw	Worst Run	GLL
		Red Cards	0	9	2	0	4	0	12	0	3	6	1
SZABO Alexandra	HUN	3	1	2	33%	12	6	6	50%	114min	38min		
		Points Won				Points Lost							
		Yellow Cards	0	Total	Own Throw	Opp. Throw	Best Run	GDO	Total	Own Throw	Opp. Throw	Worst Run	GLL
		Red Cards	0	9	3	0	6	0	9	0	8	5	2
TEIXEIRA Laissa Polyana	BRA	4	2	2	50%	16	7	9	43%	163min	40min		
		Points Won				Points Lost							
		Yellow Cards	1	Total	Own Throw	Opp. Throw	Best Run	GDO	Total	Own Throw	Opp. Throw	Worst Run	GLL
		Red Cards	0	11	7	0	3	2	13	0	10	4	0
VOZAROVA Kristina	SVK	3	0	3	0%	12	1	11	8%	116min	38min		
		Points Won				Points Lost							
		Yellow Cards	0	Total	Own Throw	Opp. Throw	Best Run	GDO	Total	Own Throw	Opp. Throw	Worst Run	GLL
		Red Cards	0	3	3	0	3	0	31	0	29	14	3

Note:
The 'Greatest deficit overcome' only applies when the player ends up winning the game and 'greatest lead lost' only when losing.

Legend:
Avg Average **GDO** Greatest deficit overcome **GLL** Greatest lead lost **Opp.** Opponent's



Competition Draw

Tirage au sort de la compétition

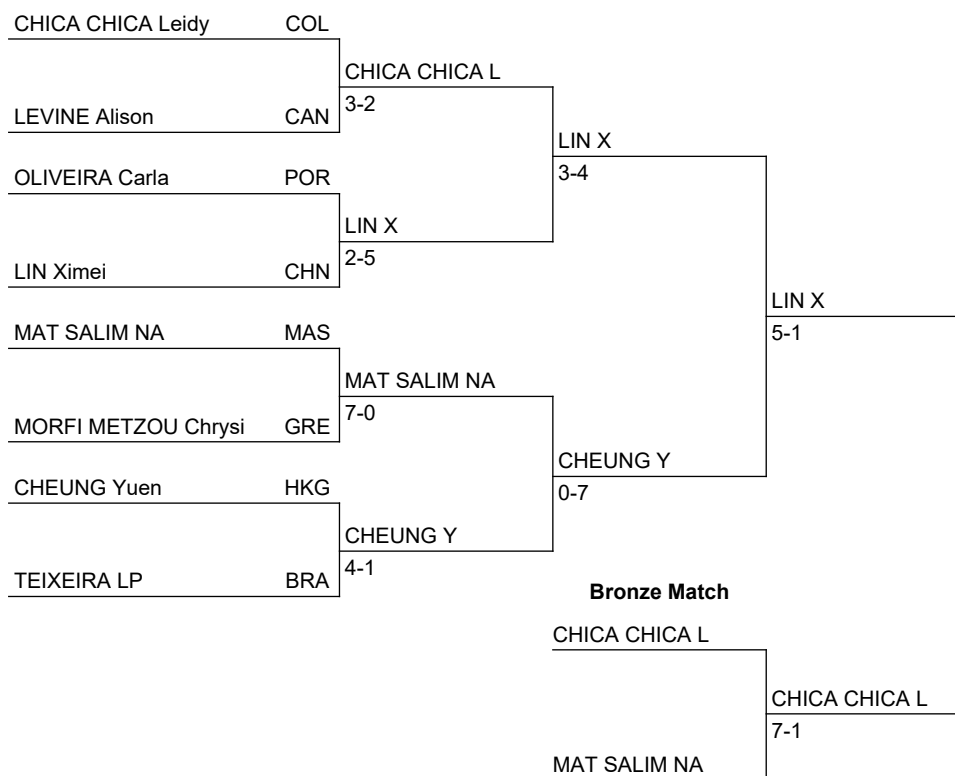
As of MON 2 SEP 2024

Qualified from Pools												
Pos	Pool	Name	NPC	Matches			Points					Ends
				Played	Won	Lost	For	Agst	Diff	PDM	PDE	Won
1	A	CHICA CHICA Leidy	COL	3	3	0	23	6	17	8	5	8
2	A	MORFI METZOU Chrysi	GRE	3	2	1	15	14	1	7	3	7
1	B	MAT SALIM Noor Askuzaimy	MAS	3	3	0	22	11	11	8	5	7
2	B	LEVINE Alison	CAN	3	2	1	11	9	2	2	4	6
1	C	CHEUNG Yuen	HKG	3	3	0	17	7	10	4	4	9
2	C	LIN Ximei	CHN	3	2	1	22	8	14	14	4	7
1	D	OLIVEIRA Carla	POR	3	2	1	11	9	2	5	2	8
2	D	TEIXEIRA Laissa Polyana	BRA	3	2	1	10	9	1	2	3	6

Quarterfinals

Semifinals

Gold Match



Bronze Match

Legend:	Agst Against	Diff Difference	PDE Highest Point difference in an end	PDM Highest Point difference in a match
Pos Position				



Results Table - Group
Tableau des résultats - Groupe
As of FRI 30 AUG 2024

POOL A			1401 COL	1407 GRE	1411 CRO	1416 ESP
Bib No.	Name	NPC				
1401	CHICA CHICA Leidy	COL		10 - 3	9 - 1	4 - 2
1407	MORFI METZOU Chrysi	GRE	3 - 10		5 - 4	7 - 0
1411	ARAMBASIC Anamaria	CRO	1 - 9	4 - 5		9 - 0
1416	ALLER MAYO Sara	ESP	2 - 4	0 - 7	0 - 9	

POOL CLASSIFICATION											
Rk	Name	NPC	Matches			Points					Ends
			Played	Won	Lost	For	Agst	Diff	PDM	PDE	Won
1	CHICA CHICA Leidy	COL	3	3	0	23	6	17	8	5	8
2	MORFI METZOU Chrysi	GRE	3	2	1	15	14	1	7	3	7
3	ARAMBASIC Anamaria	CRO	3	1	2	14	14	0	9	3	6
4	ALLER MAYO Sara	ESP	3	0	3	2	20	-18	0	1	2

Q
Q

Legend:	Agst Against	Diff Difference	PDE Highest Point difference in an end	PDM Highest Point difference in a match
Q Qualified for Quarterfinals	Rk Rank			



Results Table - Group
Tableau des résultats - Groupe
As of FRI 30 AUG 2024

POOL B			1402	1408	1410	1415
Bib No.	Name	NPC	CAN	UKR	MAS	EGY
1402	LEVINE Alison	CAN		5 - 3	2 - 3	4 - 3
1408	KONENKO Nataliia	UKR	3 - 5		6 - 8	1 - 8
1410	MAT SALIM Noor Askuzaimy	MAS	3 - 2	8 - 6		11 - 3
1415	ELFAR Hanaa	EGY	3 - 4	8 - 1	3 - 11	

POOL CLASSIFICATION											
Rk	Name	NPC	Matches			Points					Ends
			Played	Won	Lost	For	Agst	Diff	PDM	PDE	Won
1	MAT SALIM Noor Askuzaimy	MAS	3	3	0	22	11	11	8	5	7
2	LEVINE Alison	CAN	3	2	1	11	9	2	2	4	6
3	ELFAR Hanaa	EGY	3	1	2	14	16	-2	7	3	6
4	KONENKO Nataliia	UKR	3	0	3	10	21	-11	0	4	5

Q
Q

Legend:	Agst Against	Diff Difference	PDE Highest Point difference in an end	PDM Highest Point difference in a match
Q Qualified for Quarterfinals	Rk Rank			



Results Table - Group
Tableau des résultats - Groupe
As of FRI 30 AUG 2024

POOL C			1403 HKG	1406 THA	1412 SVK	1413 CHN
Bib No.	Name	NPC				
1403	CHEUNG Yuen	HKG		5 - 2	6 - 3	6 - 2
1406	PHONSILA Nuanchan	THA	2 - 5		11 - 0	2 - 6
1412	VOZAROVA Kristina	SVK	3 - 6	0 - 11		0 - 14
1413	LIN Ximei	CHN	2 - 6	6 - 2	14 - 0	

POOL CLASSIFICATION											
Rk	Name	NPC	Matches			Points					Ends
			Played	Won	Lost	For	Agst	Diff	PDM	PDE	Won
1	CHEUNG Yuen	HKG	3	3	0	17	7	10	4	4	9
2	LIN Ximei	CHN	3	2	1	22	8	14	14	4	7
3	PHONSILA Nuanchan	THA	3	1	2	15	11	4	11	6	7
4	VOZAROVA Kristina	SVK	3	0	3	3	31	-28	0	3	1

Q
Q

Legend:	Agst Against	Diff Difference	PDE Highest Point difference in an end	PDM Highest Point difference in a match
Q Qualified for Quarterfinals	Rk Rank			



Results Table - Group
Tableau des résultats - Groupe
As of FRI 30 AUG 2024

POOL D			1404 POR	1405 HUN	1409 GER	1414 BRA
Bib No.	Name	NPC				
1404	OLIVEIRA Carla	POR		5 - 0	2 - 7	4 - 2
1405	SZABO Alexandra	HUN	0 - 5		6 - 0	3 - 4
1409	RAGUWARAN Anita	GER	7 - 2	0 - 6		2 - 4
1414	TEIXEIRA Laissa Polyana	BRA	2 - 4	4 - 3	4 - 2	

POOL CLASSIFICATION												
Rk	Name	NPC	Matches			Points					Ends	
			Played	Won	Lost	For	Agst	Diff	PDM	PDE	Won	
1	OLIVEIRA Carla	POR	3	2	1	11	9	2	5	2	8	Q Q
2	TEIXEIRA Laissa Polyana	BRA	3	2	1	10	9	1	2	3	6	
3	SZABO Alexandra	HUN	3	1	2	9	9	0	6	3	6	
4	RAGUWARAN Anita	GER	3	1	2	9	12	-3	5	4	3	

Legend:
Agst Against **Diff** Difference **PDE** Highest Point difference in an end **PDM** Highest Point difference in a match
Q Qualified for Quarterfinals **Rk** Rank



Final Ranking

Classement final

As of THU 5 SEP 2024 at 22:14

Rank	NPC Name	Sport Class	Gender	NPC Code
1	Hong Kong, China			HKG
	HO Yuen Kei	BC3	F	
	Ramp Operator: LEE Wing Kit			
	TSE Tak Wah	BC3	M	
2	Republic of Korea			KOR
	JEONG Howon	BC3	M	
	Ramp Operator: KIM Seungkyum			
	KANG Sunhee	BC3	F	
3	Argentina			ARG
	FERRANDO Stefania	BC3	F	
	Ramp Operator: FERREYRA Juan			
	ROMERO Rodrigo	BC3	M	
4	Thailand			THA
	CHOOCHUENKLIN Akkadej	BC3	M	
	Ramp Operator: JAROENSUK Seksan			
	KLA-HAN Ladamanee	BC3	F	
5	Greece			GRE
	NTENTA Anna	BC3	F	
	Ramp Operator: NTENTA Cristina			
	POLYCHRONIDIS Grigorios	BC3	M	
6	Australia			AUS
	LEESON Jamieson	BC3	F	
	Ramp Operator: HAYDON Jasmine			
	MICHEL Daniel	BC3	M	
7	Brazil			BRA
	CARVALHO Mateus	BC3	M	
	Ramp Operator: CARVALHO Oscar			
	OLIVEIRA Evelyn	BC3	F	
8	France			FRA
	HECKEL Sonia	BC3	F	
	Ramp Operator: BRACHET Florent			
	MENARD Jules	BC3	M	
9	Japan			JPN
	ARITA Masayuki	BC3	M	
	Ramp Operator: ARITA Chiho			
	ICHINOE Ayane	BC3	F	
10	Czechia			CZE
	CERMAKOVA Marcela	BC3	F	
	Ramp Operator: CERMAKOVA Zuzana			
	PESKA Adam	BC3	M	
	Ramp Operator: PESKOVA Ivana			



Final Ranking

Classement final

As of THU 5 SEP 2024 at 22:14

Rank	NPC Name	Sport Class	Gender	NPC Code
11	Great Britain			GBR
	ARNOTT William	BC3	M	
	Ramp Operator: WELFARE Connor			
	KIDSON Sally	BC3	F	
	Ramp Operator: STEWART Hannah			
12	South Africa			RSA
	JORDAAN Elanza	BC3	F	
	Ramp Operator: JORDAAN Sandre			
	MORAPEDI Karabo	BC3	M	
	Ramp Operator: RAMOCHELA Matobako			

Note:
The bottom teams in each group are ranked 9th to 12th and the Losers of quarterfinals are ranked 5th to 8th based on Final Positioning Criteria

Legend:
F Female M Male



Statistics (Pairs and Teams)

Statistiques

As of THU 5 SEP 2024

NPC		Matches				Ends				Match Duration	
		Played	Won	Lost	%Won	Played	Won	Lost	%Won	Total	Avg
ARGENTINA	ARG	5	3	2	60%	20	11	9	55%	337min	67min
		Points Won				Points Lost					
	Yellow Cards 0	Total	Own Throw	Opp. Throw	Best Run	GDO	Total	Own Throw	Opp. Throw	Worst Run	GLL
	Red Cards 0	20	0	0	5	2	16	0	0	3	0
AUSTRALIA	AUS	3	2	1	66%	12	7	5	58%	197min	65min
		Points Won				Points Lost					
	Yellow Cards 0	Total	Own Throw	Opp. Throw	Best Run	GDO	Total	Own Throw	Opp. Throw	Worst Run	GLL
	Red Cards 0	12	0	0	4	1	8	0	0	2	0
BRAZIL	BRA	3	1	2	33%	12	6	6	50%	199min	66min
		Points Won				Points Lost					
	Yellow Cards 0	Total	Own Throw	Opp. Throw	Best Run	GDO	Total	Own Throw	Opp. Throw	Worst Run	GLL
	Red Cards 0	9	0	0	7	0	7	0	0	4	1
CZECHIA	CZE	2	0	2	0%	8	3	5	37%	133min	66min
		Points Won				Points Lost					
	Yellow Cards 0	Total	Own Throw	Opp. Throw	Best Run	GDO	Total	Own Throw	Opp. Throw	Worst Run	GLL
	Red Cards 0	6	0	0	3	0	14	0	0	7	0



Statistics (Pairs and Teams)

Statistiques

As of THU 5 SEP 2024

NPC		Matches				Ends				Match Duration	
		Played	Won	Lost	%Won	Played	Won	Lost	%Won	Total	Avg
FRANCE	FRA	3	1	2	33%	12	5	7	41%	217min	72min
		Points Won				Points Lost					
	Yellow Cards 0	Total	Own Throw	Opp. Throw	Best Run	GDO	Total	Own Throw	Opp. Throw	Worst Run	GLL
	Red Cards 0	6	0	0	3	3	14	0	0	6	1
GREAT BRITAIN	GBR	2	0	2	0%	8	1	7	12%	135min	67min
		Points Won				Points Lost					
	Yellow Cards 0	Total	Own Throw	Opp. Throw	Best Run	GDO	Total	Own Throw	Opp. Throw	Worst Run	GLL
	Red Cards 0	2	0	0	2	0	13	0	0	7	2
GREECE	GRE	3	2	1	66%	12	9	3	75%	194min	64min
		Points Won				Points Lost					
	Yellow Cards 0	Total	Own Throw	Opp. Throw	Best Run	GDO	Total	Own Throw	Opp. Throw	Worst Run	GLL
	Red Cards 0	18	0	0	10	0	6	0	0	5	1
HONG KONG, CHINA	HKG	5	5	0	100%	20	13	7	65%	333min	66min
		Points Won				Points Lost					
	Yellow Cards 0	Total	Own Throw	Opp. Throw	Best Run	GDO	Total	Own Throw	Opp. Throw	Worst Run	GLL
	Red Cards 0	21	0	0	7	1	11	0	0	3	0



Statistics (Pairs and Teams)

Statistiques

As of THU 5 SEP 2024

NPC		Matches				Ends				Match Duration	
		Played	Won	Lost	%Won	Played	Won	Lost	%Won	Total	Avg
JAPAN	JPN	2	0	2	0%	8	3	5	37%	148min	74min
		Points Won				Points Lost					
	Yellow Cards 0	Total	Own Throw	Opp. Throw	Best Run	GDO	Total	Own Throw	Opp. Throw	Worst Run	GLL
	Red Cards 0	5	0	0	3	0	8	0	0	3	3
REPUBLIC OF KOREA	KOR	5	3	2	60%	20	9	11	45%	336min	67min
		Points Won				Points Lost					
	Yellow Cards 0	Total	Own Throw	Opp. Throw	Best Run	GDO	Total	Own Throw	Opp. Throw	Worst Run	GLL
	Red Cards 0	19	0	0	6	2	16	0	0	5	2
SOUTH AFRICA	RSA	2	0	2	0%	8	0	8	0%	135min	67min
		Points Won				Points Lost					
	Yellow Cards 0	Total	Own Throw	Opp. Throw	Best Run	GDO	Total	Own Throw	Opp. Throw	Worst Run	GLL
	Red Cards 0	0	0	0	0	0	17	0	0	10	0
THAILAND	THA	5	3	2	60%	20	13	7	65%	331min	66min
		Points Won				Points Lost					
	Yellow Cards 0	Total	Own Throw	Opp. Throw	Best Run	GDO	Total	Own Throw	Opp. Throw	Worst Run	GLL
	Red Cards 0	22	0	0	7	2	10	0	0	4	2

Note:
The 'Greatest deficit overcome' only applies when the pair/team ends up winning the game and 'greatest lead lost' only when losing.

Legend:
Avg Average **GDO** Greatest deficit overcome **GLL** Greatest lead lost **Opp.** Opponent's



Competition Draw

Tirage au sort de la compétition

As of THU 5 SEP 2024

Qualified from Pools												
Pos	Pool	Name	NPC	Matches			Points					Ends
				Played	Won	Lost	For	Agst	Diff	PDM	PDE	Won
1	A	Australia	AUS	2	2	0	10	4	6	3	4	5
2	A	France	FRA	2	1	1	5	8	-3	0	2	4
1	B	Thailand	THA	2	2	0	12	2	10	7	2	7
2	B	Republic of Korea	KOR	2	1	1	8	7	1	4	3	4
1	C	Hong Kong, China	HKG	2	2	0	10	5	5	4	3	5
2	C	Argentina	ARG	2	1	1	9	6	3	4	4	4
1	D	Greece	GRE	2	2	0	14	1	13	10	4	7
2	D	Brazil	BRA	2	1	1	8	4	4	7	2	5

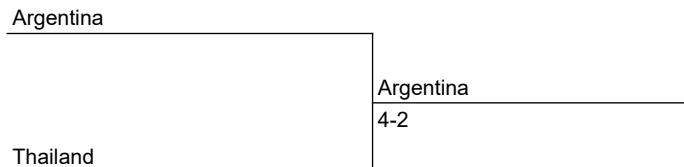
Quarterfinals

Semifinals

Gold Match



Bronze Match



Legend:	Agst Against	Diff Difference	PDE Highest Point difference in an end	PDM Highest Point difference in a match
Pos Position				



Results Table - Group
Tableau des résultats - Groupe
As of TUE 3 SEP 2024

POOL A			AUS	FRA	JPN
	AUS	Australia		5 - 2	5 - 2
	FRA	France	2 - 5		3* - 3
	JPN	Japan	2 - 5	3 - 3*	

POOL CLASSIFICATION												
Rk	Name	NPC	Matches			Points					Ends	
			Played	Won	Lost	For	Agst	Diff	PDM	PDE	Won	
1	Australia	AUS	2	2	0	10	4	6	3	4	5	Q
2	France	FRA	2	1	1	5	8	-3	0	2	4	Q
3	Japan	JPN	2	0	2	5	8	-3	0	2	3	

Note:
Tie-break score only breaks the tie to declare a winner. The final score remains as it was prior to the tie-break.

Legend:
 * Winner of tie-break **Agst** Against **Diff** Difference **PDE** Highest Point difference in an end
PDM Highest Point difference in a match **Q** Qualified for Quarterfinals **Rk** Rank



Results Table - Group
Tableau des résultats - Groupe
As of TUE 3 SEP 2024

POOL B			GBR	KOR	THA
	GBR	Great Britain		2 - 6	0 - 7
	KOR	Republic of Korea	6 - 2		2 - 5
	THA	Thailand	7 - 0	5 - 2	

POOL CLASSIFICATION												
Rk	Name	NPC	Matches			Points					Ends	
			Played	Won	Lost	For	Agst	Diff	PDM	PDE	Won	
1	Thailand	THA	2	2	0	12	2	10	7	2	7	Q
2	Republic of Korea	KOR	2	1	1	8	7	1	4	3	4	Q
3	Great Britain	GBR	2	0	2	2	13	-11	0	2	1	

Note:
Tie-break score only breaks the tie to declare a winner. The final score remains as it was prior to the tie-break.

Legend:
 * Winner of tie-break **Agst** Against **Diff** Difference **PDE** Highest Point difference in an end
PDM Highest Point difference in a match **Q** Qualified for Quarterfinals **Rk** Rank



Results Table - Group
Tableau des résultats - Groupe
As of TUE 3 SEP 2024

POOL C			ARG	CZE	HKG
	ARG	Argentina		7 - 3	2 - 3
	CZE	Czechia	3 - 7		3 - 7
	HKG	Hong Kong, China	3 - 2	7 - 3	

POOL CLASSIFICATION												
Rk	Name	NPC	Matches			Points					Ends	
			Played	Won	Lost	For	Agst	Diff	PDM	PDE	Won	
1	Hong Kong, China	HKG	2	2	0	10	5	5	4	3	5	Q
2	Argentina	ARG	2	1	1	9	6	3	4	4	4	Q
3	Czechia	CZE	2	0	2	6	14	-8	0	3	3	

Note:
Tie-break score only breaks the tie to declare a winner. The final score remains as it was prior to the tie-break.

Legend:
 * Winner of tie-break **Agst** Against **Diff** Difference **PDE** Highest Point difference in an end
PDM Highest Point difference in a match **Q** Qualified for Quarterfinals **Rk** Rank



Results Table - Group
Tableau des résultats - Groupe
As of TUE 3 SEP 2024

POOL D			BRA	GRE	RSA
	BRA	Brazil		1 - 4	7 - 0
	GRE	Greece	4 - 1		10 - 0
	RSA	South Africa	0 - 7	0 - 10	

POOL CLASSIFICATION												
Rk	Name	NPC	Matches			Points					Ends	
			Played	Won	Lost	For	Agst	Diff	PDM	PDE	Won	
1	Greece	GRE	2	2	0	14	1	13	10	4	7	Q
2	Brazil	BRA	2	1	1	8	4	4	7	2	5	Q
3	South Africa	RSA	2	0	2	0	17	-17	0	0	0	

Note:
Tie-break score only breaks the tie to declare a winner. The final score remains as it was prior to the tie-break.

Legend:
 * Winner of tie-break **Agst** Against **Diff** Difference **PDE** Highest Point difference in an end
PDM Highest Point difference in a match **Q** Qualified for Quarterfinals **Rk** Rank



Final Ranking

Classement final

As of THU 5 SEP 2024 at 20:09

Rank	NPC Name	Sport Class	Gender	NPC Code
1	Colombia			COL
	CHICA CHICA Edilson	BC4	M	
	CHICA CHICA Leidy	BC4	F	
2	Hong Kong, China			HKG
	CHEUNG Yuen	BC4	F	
	LEUNG Yuk Wing	BC4	M	
3	Thailand			THA
	LARPYEN Pornchok	BC4	M	
	PHONSILA Nuanchan	BC4	F	
4	Canada			CAN
	CIOBANU Iulian	BC4	M	
	LEVINE Alison	BC4	F	
5	People's Republic of China			CHN
	LIN Ximei	BC4	F	
	ZHENG Yuansen	BC4	M	
6	Ukraine			UKR
	KOLINKO Artem	BC4	M	
	KONENKO Nataliia	BC4	F	
7	Slovakia			SVK
	STREHARSKY Martin	BC4	M	
	VOZAROVA Kristina	BC4	F	
8	Egypt			EGY
	ALLAM Mahmoud	BC4	M	
	ELFAR Hanaa	BC4	F	
9	Malaysia			MAS
	ABDUL RAHMAN Abdul Razzaq	BC4	M	
	MAT SALIM Noor Askuzaimy	BC4	F	
10	Brazil			BRA
	COSTA Andre	BC4	M	
	TEIXEIRA Laissa Polyana	BC4	F	
11	Croatia			CRO
	ARAMBASIC Anamaria	BC4	F	
	KOMAR Davor	BC4	M	
12	Spain			ESP
	AGACHE Vasile	BC4	M	
	ALLER MAYO Sara	BC4	F	

Note:
The bottom teams in each group are ranked 9th to 12th and the Losers of quarterfinals are ranked 5th to 8th based on Final Positioning Criteria

Legend:
F Female

M Male



Statistics (Pairs and Teams)

Statistiques

As of THU 5 SEP 2024

NPC		Matches				Ends				Match Duration	
		Played	Won	Lost	%Won	Played	Won	Lost	%Won	Total	Avg
BRAZIL	BRA	2	0	2	0%	8	3	5	37%	115min	57min
		Points Won				Points Lost					
	Yellow Cards 0	Total	Own Throw	Opp. Throw	Best Run	GDO	Total	Own Throw	Opp. Throw	Worst Run	GLL
	Red Cards 0	4	0	0	2	0	11	0	0	9	2
CANADA	CAN	5	3	2	60%	20	10	9	50%	224min	44min
		Points Won				Points Lost					
	Yellow Cards 0	Total	Own Throw	Opp. Throw	Best Run	GDO	Total	Own Throw	Opp. Throw	Worst Run	GLL
	Red Cards 0	25	0	0	8	5	21	0	0	6	1
PEOPLE'S REPUBLIC OF CHINA	CHN	3	1	2	33%	12	7	5	58%	137min	45min
		Points Won				Points Lost					
	Yellow Cards 0	Total	Own Throw	Opp. Throw	Best Run	GDO	Total	Own Throw	Opp. Throw	Worst Run	GLL
	Red Cards 0	15	0	0	7	0	15	0	0	8	5
COLOMBIA	COL	5	4	1	80%	20	13	7	65%	251min	50min
		Points Won				Points Lost					
	Yellow Cards 0	Total	Own Throw	Opp. Throw	Best Run	GDO	Total	Own Throw	Opp. Throw	Worst Run	GLL
	Red Cards 0	25	0	0	7	1	10	0	0	3	1



Statistics (Pairs and Teams)

Statistiques

As of THU 5 SEP 2024

NPC		Matches				Ends				Match Duration	
		Played	Won	Lost	%Won	Played	Won	Lost	%Won	Total	Avg
CROATIA	CRO	2	0	2	0%	8	2	6	25%	97min	48min
		Points Won				Points Lost					
	Yellow Cards 0	Total	Own Throw	Opp. Throw	Best Run	GDO	Total	Own Throw	Opp. Throw	Worst Run	GLL
	Red Cards 0	4	0	0	2	0	13	0	0	7	0
EGYPT	EGY	3	1	2	33%	12	3	9	25%	149min	49min
		Points Won				Points Lost					
	Yellow Cards 0	Total	Own Throw	Opp. Throw	Best Run	GDO	Total	Own Throw	Opp. Throw	Worst Run	GLL
	Red Cards 0	3	0	0	2	2	21	0	0	11	0
SPAIN	ESP	2	0	2	0%	8	3	5	37%	86min	43min
		Points Won				Points Lost					
	Yellow Cards 0	Total	Own Throw	Opp. Throw	Best Run	GDO	Total	Own Throw	Opp. Throw	Worst Run	GLL
	Red Cards 0	4	0	0	2	0	14	0	0	8	2
HONG KONG, CHINA	HKG	5	4	1	80%	20	11	9	55%	216min	43min
		Points Won				Points Lost					
	Yellow Cards 0	Total	Own Throw	Opp. Throw	Best Run	GDO	Total	Own Throw	Opp. Throw	Worst Run	GLL
	Red Cards 0	34	0	0	10	2	15	0	0	6	0



Statistics (Pairs and Teams)

Statistiques

As of THU 5 SEP 2024

NPC		Matches				Ends				Match Duration	
		Played	Won	Lost	%Won	Played	Won	Lost	%Won	Total	Avg
MALAYSIA	MAS	2	1	1	50%	8	4	4	50%	97min	48min
		Points Won				Points Lost					
	Yellow Cards 0	Total	Own Throw	Opp. Throw	Best Run	GDO	Total	Own Throw	Opp. Throw	Worst Run	GLL
	Red Cards 0	7	0	0	4	3	9	0	0	3	1
SLOVAKIA	SVK	3	1	2	33%	12	5	7	41%	121min	40min
		Points Won				Points Lost					
	Yellow Cards 0	Total	Own Throw	Opp. Throw	Best Run	GDO	Total	Own Throw	Opp. Throw	Worst Run	GLL
	Red Cards 0	9	0	0	5	1	20	0	0	10	1
THAILAND	THA	5	4	1	80%	20	14	5	70%	209min	41min
		Points Won				Points Lost					
	Yellow Cards 0	Total	Own Throw	Opp. Throw	Best Run	GDO	Total	Own Throw	Opp. Throw	Worst Run	GLL
	Red Cards 0	34	0	0	11	2	8	0	0	4	0
UKRAINE	UKR	3	1	2	33%	12	4	8	33%	157min	52min
		Points Won				Points Lost					
	Yellow Cards 0	Total	Own Throw	Opp. Throw	Best Run	GDO	Total	Own Throw	Opp. Throw	Worst Run	GLL
	Red Cards 0	7	0	0	3	1	14	0	0	6	3

Note:
The 'Greatest deficit overcome' only applies when the pair/team ends up winning the game and 'greatest lead lost' only when losing.

Legend:
Avg Average **GDO** Greatest deficit overcome **GLL** Greatest lead lost **Opp.** Opponent's



Competition Draw

Tirage au sort de la compétition

As of THU 5 SEP 2024

Qualified from Pools												
Pos	Pool	Name	NPC	Matches			Points					Ends
				Played	Won	Lost	For	Agst	Diff	PDM	PDE	Won
1	A	Colombia	COL	2	1	1	8	5	3	3	3	4
2	A	Ukraine	UKR	2	1	1	7	8	-1	0	3	4
1	B	Canada	CAN	2	2	0	14	9	5	3	5	4
2	B	People's Republic of China	CHN	2	1	1	12	8	4	7	4	6
1	C	Hong Kong, China	HKG	2	2	0	17	3	14	7	5	6
2	C	Egypt	EGY	2	1	1	3	10	-7	0	1	3
1	D	Thailand	THA	2	2	0	16	3	13	7	5	6
2	D	Slovakia	SVK	2	1	1	7	10	-3	4	5	3

Quarterfinals

Semifinals

Gold Match



Bronze Match



Legend:	Agst Against	Diff Difference	PDE Highest Point difference in an end	PDM Highest Point difference in a match
Pos Position				



Results Table - Group
Tableau des résultats - Groupe
As of TUE 3 SEP 2024

POOL A			COL	MAS	UKR
	COL	Colombia		5 - 2	3 - 3*
	MAS	Malaysia	2 - 5		5 - 4
	UKR	Ukraine	3* - 3	4 - 5	

POOL CLASSIFICATION												
Rk	Name	NPC	Matches			Points					Ends	
			Played	Won	Lost	For	Agst	Diff	PDM	PDE	Won	
1	Colombia	COL	2	1	1	8	5	3	3	3	4	Q
2	Ukraine	UKR	2	1	1	7	8	-1	0	3	4	Q
3	Malaysia	MAS	2	1	1	7	9	-2	1	4	4	

Note:
Tie-break score only breaks the tie to declare a winner. The final score remains as it was prior to the tie-break.

Legend:
 * Winner of tie-break **Agst** Against **Diff** Difference **PDE** Highest Point difference in an end
PDM Highest Point difference in a match **Q** Qualified for Quarterfinals **Rk** Rank



Results Table - Group
Tableau des résultats - Groupe
As of TUE 3 SEP 2024

POOL B			CAN	CHN	CRO
	CAN	Canada		8 - 5	6 - 4
	CHN	People's Republic of China	5 - 8		7 - 0
	CRO	Croatia	4 - 6	0 - 7	

POOL CLASSIFICATION												
Rk	Name	NPC	Matches			Points					Ends	
			Played	Won	Lost	For	Agst	Diff	PDM	PDE	Won	
1	Canada	CAN	2	2	0	14	9	5	3	5	4	Q
2	People's Republic of China	CHN	2	1	1	12	8	4	7	4	6	Q
3	Croatia	CRO	2	0	2	4	13	-9	0	2	2	

Note:
Tie-break score only breaks the tie to declare a winner. The final score remains as it was prior to the tie-break.

Legend:
 * Winner of tie-break **Agst** Against **Diff** Difference **PDE** Highest Point difference in an end
PDM Highest Point difference in a match **Q** Qualified for Quarterfinals **Rk** Rank



Results Table - Group
Tableau des résultats - Groupe
As of TUE 3 SEP 2024

POOL C			BRA	EGY	HKG
	BRA	Brazil		2 - 2*	2 - 9
	EGY	Egypt	2* - 2		1 - 8
	HKG	Hong Kong, China	9 - 2	8 - 1	

POOL CLASSIFICATION												
Rk	Name	NPC	Matches			Points					Ends	
			Played	Won	Lost	For	Agst	Diff	PDM	PDE	Won	
1	Hong Kong, China	HKG	2	2	0	17	3	14	7	5	6	Q
2	Egypt	EGY	2	1	1	3	10	-7	0	1	3	Q
3	Brazil	BRA	2	0	2	4	11	-7	0	2	3	

Note:
Tie-break score only breaks the tie to declare a winner. The final score remains as it was prior to the tie-break.

Legend:
 * Winner of tie-break **Agst** Against **Diff** Difference **PDE** Highest Point difference in an end
PDM Highest Point difference in a match **Q** Qualified for Quarterfinals **Rk** Rank



Results Table - Group
Tableau des résultats - Groupe
As of TUE 3 SEP 2024

POOL D			ESP	SVK	THA
	ESP	Spain		2 - 6	2 - 8
	SVK	Slovakia	6 - 2		1 - 8
	THA	Thailand	8 - 2	8 - 1	

POOL CLASSIFICATION												
Rk	Name	NPC	Matches			Points					Ends	
			Played	Won	Lost	For	Agst	Diff	PDM	PDE	Won	
1	Thailand	THA	2	2	0	16	3	13	7	5	6	Q
2	Slovakia	SVK	2	1	1	7	10	-3	4	5	3	Q
3	Spain	ESP	2	0	2	4	14	-10	0	2	3	

Note:
Tie-break score only breaks the tie to declare a winner. The final score remains as it was prior to the tie-break.

Legend:
 * Winner of tie-break **Agst** Against **Diff** Difference **PDE** Highest Point difference in an end
PDM Highest Point difference in a match **Q** Qualified for Quarterfinals **Rk** Rank



Final Ranking

Classement final

As of THU 5 SEP 2024 at 18:23

Rank	NPC Name	Sport Class	Gender	NPC Code
1	People's Republic of China			CHN
	LAN Zhijian	BC2	M	
	YAN Zhiqiang	BC2	M	
	ZHANG Qi	BC1	F	
2	Indonesia			INA
	SYAFA Muhamad	BC1	M	
	YUDHA Felix Ardi	BC2	M	
	ZAYANA Gischa	BC2	F	
3	Japan			JPN
	ENDO Hiromi	BC1	F	
	HIROSE Takayuki	BC2	M	
	SUGIMURA Hidetaka	BC2	M	
4	Republic of Korea			KOR
	JEONG Soyeong	BC2	F	
	JUNG Sungjoon	BC1	M	
	SEO Minkyu	BC2	M	
5	Great Britain			GBR
	HAGGO Kayleigh	BC2	F	
	SMITH David	BC1	M	
	TAGGART Claire	BC2	F	
6	Brazil			BRA
	OLIVEIRA Andreza	BC1	F	
	SANTOS Maciel	BC2	M	
	SILVA Iuri	BC2	M	
7	France			FRA
	AUBERT Aurelie	BC1	F	
	FABRE Aurelien	BC2	M	
	MEGUENNI Faycal	BC2	M	
8	Slovakia			SVK
	JANKECHOVA Eliska	BC2	F	
	KRAL Tomas	BC1	M	
	MEZIK Robert	BC2	M	
9	Portugal			POR
	ARAUJO David	BC2	M	
	GONCALVES Cristina	BC2	F	
	RAMOS Andre	BC1	M	
10	Thailand			THA
	HUADPRADIT Witsanu	BC1	M	
	PHROMSIRI Satanan	BC2	F	
	VONGSA Watcharaphon	BC2	M	
11	Netherlands			NED
	DEKKER Marco	BC2	M	
	PEREZ Daniel	BC1	M	
	VAN ENGELEN Chantal	BC2	F	
12	Tunisia			TUN
	AOUNALLAH Maha	BC1	F	
	BEN YOUB Ayed	BC2	M	
	TAYAHY Achraf	BC2	M	



Final Ranking

Classement final

As of THU 5 SEP 2024 at 18:23

Rank	NPC Name	Sport Class	Gender	NPC Code
------	----------	-------------	--------	----------

Note:
The bottom teams in each group are ranked 9th to 12th and the Losers of quarterfinals are ranked 5th to 8th based on Final Positioning Criteria

Legend:
F Female M Male



Statistics (Pairs and Teams)

Statistiques

As of THU 5 SEP 2024

NPC		Matches				Ends				Match Duration	
		Played	Won	Lost	%Won	Played	Won	Lost	%Won	Total	Avg
BRAZIL	BRA	3	1	2	33%	18	9	9	50%	266min	88min
		Points Won				Points Lost					
	Yellow Cards 0	Total	Own Throw	Opp. Throw	Best Run	GDO	Total	Own Throw	Opp. Throw	Worst Run	GLL
	Red Cards 0	16	0	0	5	0	13	0	0	6	5
PEOPLE'S REPUBLIC OF CHINA	CHN	5	5	0	100%	30	19	10	63%	360min	72min
		Points Won				Points Lost					
	Yellow Cards 1	Total	Own Throw	Opp. Throw	Best Run	GDO	Total	Own Throw	Opp. Throw	Worst Run	GLL
	Red Cards 0	42	0	0	10	1	17	0	0	6	0
FRANCE	FRA	3	1	2	33%	18	8	9	44%	241min	80min
		Points Won				Points Lost					
	Yellow Cards 0	Total	Own Throw	Opp. Throw	Best Run	GDO	Total	Own Throw	Opp. Throw	Worst Run	GLL
	Red Cards 0	15	0	0	5	1	17	0	0	5	1
GREAT BRITAIN	GBR	3	1	2	33%	18	7	11	38%	247min	82min
		Points Won				Points Lost					
	Yellow Cards 0	Total	Own Throw	Opp. Throw	Best Run	GDO	Total	Own Throw	Opp. Throw	Worst Run	GLL
	Red Cards 0	13	0	0	4	1	24	0	0	10	2



Statistics (Pairs and Teams)

Statistiques

As of THU 5 SEP 2024

NPC		Matches				Ends				Match Duration	
		Played	Won	Lost	%Won	Played	Won	Lost	%Won	Total	Avg
INDONESIA	INA	5	4	1	80%	30	20	10	66%	423min	84min
		Points Won				Points Lost					
	Yellow Cards 1	Total	Own Throw	Opp. Throw	Best Run	GDO	Total	Own Throw	Opp. Throw	Worst Run	GLL
	Red Cards 0	39	0	0	9	2	20	0	0	7	0
JAPAN	JPN	5	4	1	80%	30	16	14	53%	440min	88min
		Points Won				Points Lost					
	Yellow Cards 0	Total	Own Throw	Opp. Throw	Best Run	GDO	Total	Own Throw	Opp. Throw	Worst Run	GLL
	Red Cards 0	28	0	0	9	3	20	0	0	9	0
REPUBLIC OF KOREA	KOR	5	2	3	40%	30	15	14	50%	409min	81min
		Points Won				Points Lost					
	Yellow Cards 0	Total	Own Throw	Opp. Throw	Best Run	GDO	Total	Own Throw	Opp. Throw	Worst Run	GLL
	Red Cards 0	36	0	0	18	0	25	0	0	7	0
NETHERLANDS	NED	2	0	2	0%	12	4	8	33%	157min	78min
		Points Won				Points Lost					
	Yellow Cards 0	Total	Own Throw	Opp. Throw	Best Run	GDO	Total	Own Throw	Opp. Throw	Worst Run	GLL
	Red Cards 0	5	0	0	2	0	17	0	0	5	1



Statistics (Pairs and Teams)

Statistiques

As of THU 5 SEP 2024

NPC		Matches				Ends				Match Duration	
		Played	Won	Lost	%Won	Played	Won	Lost	%Won	Total	Avg
PORTUGAL	POR	2	0	2	0%	12	4	8	33%	149min	74min
		Points Won				Points Lost					
	Yellow Cards 0	Total	Own Throw	Opp. Throw	Best Run	GDO	Total	Own Throw	Opp. Throw	Worst Run	GLL
	Red Cards 0	7	0	0	2	0	13	0	0	6	1
SLOVAKIA	SVK	3	2	1	66%	18	11	7	61%	247min	82min
		Points Won				Points Lost					
	Yellow Cards 0	Total	Own Throw	Opp. Throw	Best Run	GDO	Total	Own Throw	Opp. Throw	Worst Run	GLL
	Red Cards 0	19	0	0	8	5	15	0	0	7	0
THAILAND	THA	2	0	2	0%	12	4	8	33%	155min	77min
		Points Won				Points Lost					
	Yellow Cards 0	Total	Own Throw	Opp. Throw	Best Run	GDO	Total	Own Throw	Opp. Throw	Worst Run	GLL
	Red Cards 0	5	0	0	2	0	16	0	0	8	0
TUNISIA	TUN	2	0	2	0%	12	1	10	8%	162min	81min
		Points Won				Points Lost					
	Yellow Cards 1	Total	Own Throw	Opp. Throw	Best Run	GDO	Total	Own Throw	Opp. Throw	Worst Run	GLL
	Red Cards 0	2	0	0	1	0	30	0	0	18	0

Note:
The 'Greatest deficit overcome' only applies when the pair/team ends up winning the game and 'greatest lead lost' only when losing.

Legend:
Avg Average **GDO** Greatest deficit overcome **GLL** Greatest lead lost **Opp.** Opponent's



Competition Draw

Tirage au sort de la compétition

As of THU 5 SEP 2024

Qualified from Pools												
Pos	Pool	Name	NPC	Matches			Points					Ends
				Played	Won	Lost	For	Agst	Diff	PDM	PDE	Won
1	A	Japan	JPN	2	2	0	16	4	12	10	4	9
2	A	Republic of Korea	KOR	2	1	1	22	6	16	18	6	7
1	B	Slovakia	SVK	2	2	0	15	7	8	7	3	9
2	B	Brazil	BRA	2	1	1	12	9	3	4	4	5
1	C	People's Republic of China	CHN	2	2	0	21	4	17	12	5	9
2	C	Great Britain	GBR	2	1	1	6	17	-11	1	2	5
1	D	Indonesia	INA	2	2	0	17	6	11	6	4	8
2	D	France	FRA	2	1	1	11	10	1	6	3	6

Quarterfinals

Semifinals

Gold Match



Bronze Match



Legend:			
* Winner of tie-break	Agst Against	Diff Difference	PDE Highest Point difference in an end
PDM Highest Point difference in a match	Pos Position		



Results Table - Group
Tableau des résultats - Groupe
As of TUE 3 SEP 2024

POOL A			JPN	KOR	TUN
	JPN	Japan		5 - 3	11 - 1
	KOR	Republic of Korea	3 - 5		19 - 1
	TUN	Tunisia	1 - 11	1 - 19	

POOL CLASSIFICATION												
Rk	Name	NPC	Matches			Points					Ends	
			Played	Won	Lost	For	Agst	Diff	PDM	PDE	Won	
1	Japan	JPN	2	2	0	16	4	12	10	4	9	Q Q
2	Republic of Korea	KOR	2	1	1	22	6	16	18	6	7	
3	Tunisia	TUN	2	0	2	2	30	-28	0	1	1	

Legend:			
Agst Against	Diff Difference	PDE Highest Point difference in an end	PDM Highest Point difference in a match
Q Qualified for Quarterfinals	Rk Rank		



Results Table - Group
Tableau des résultats - Groupe
As of TUE 3 SEP 2024

POOL B			BRA	SVK	THA
	BRA	Brazil		5 - 6	7 - 3
	SVK	Slovakia	6 - 5		9 - 2
	THA	Thailand	3 - 7	2 - 9	

POOL CLASSIFICATION											
Rk	Name	NPC	Matches			Points					Ends
			Played	Won	Lost	For	Agst	Diff	PDM	PDE	Won
1	Slovakia	SVK	2	2	0	15	7	8	7	3	9
2	Brazil	BRA	2	1	1	12	9	3	4	4	5
3	Thailand	THA	2	0	2	5	16	-11	0	2	4

Q
Q

Legend:
Agst Against **Diff** Difference **PDE** Highest Point difference in an end **PDM** Highest Point difference in a match
Q Qualified for Quarterfinals **Rk** Rank



Results Table - Group
Tableau des résultats - Groupe
As of TUE 3 SEP 2024

POOL C			CHN	GBR	POR
	CHN	People's Republic of China		13 - 1	8 - 3
	GBR	Great Britain	1 - 13		5 - 4
	POR	Portugal	3 - 8	4 - 5	

POOL CLASSIFICATION											
			Matches			Points					Ends
Rk	Name	NPC	Played	Won	Lost	For	Agst	Diff	PDM	PDE	Won
1	People's Republic of China	CHN	2	2	0	21	4	17	12	5	9
2	Great Britain	GBR	2	1	1	6	17	-11	1	2	5
3	Portugal	POR	2	0	2	7	13	-6	0	2	4

Q
Q

Legend:			
Agst Against	Diff Difference	PDE Highest Point difference in an end	PDM Highest Point difference in a match
Q Qualified for Quarterfinals	Rk Rank		



Results Table - Group
Tableau des résultats - Groupe
As of TUE 3 SEP 2024

POOL D			FRA	INA	NED
	FRA	France		3 - 8	8 - 2
	INA	Indonesia	8 - 3		9 - 3
	NED	Netherlands	2 - 8	3 - 9	

POOL CLASSIFICATION												
Rk	Name	NPC	Matches			Points					Ends	
			Played	Won	Lost	For	Agst	Diff	PDM	PDE	Won	
1	Indonesia	INA	2	2	0	17	6	11	6	4	8	Q Q
2	France	FRA	2	1	1	11	10	1	6	3	6	
3	Netherlands	NED	2	0	2	5	17	-12	0	2	4	

Legend:
Agst Against **Diff** Difference **PDE** Highest Point difference in an end **PDM** Highest Point difference in a match
Q Qualified for Quarterfinals **Rk** Rank



Results Summary

Résumé des résultats

Men's Individual - BC1														
Rnd	Crt	Time	No.	Name	NPC	No.	Name	NPC	E1	E2	E3	E4	TB	Total
Pool A	3	10:30	2101	SMITH D	GBR	2109	OLIVEIRA J	BRA	1-0	2-0	0-2	2-0		5-2
Pool B	8	10:30	2102	SYAFA M	INA	2112	KRAL T	SVK	1-0	4-0	0-2	0-1		5-3
Pool C	7	11:40	2103	HUADPRADIT W	THA	2110	JUNG S	KOR	0-2	6-0	0-1	1-0		7-3
Pool D	8	11:40	2104	RAMOS A	POR	2111	CRYDERMAN L	CAN	2-0	2-0	1-0	2-0		7-0

Women's Individual - BC1														
Rnd	Crt	Time	No.	Name	NPC	No.	Name	NPC	E1	E2	E3	E4	TB	Total
Pool A	1	18:10	1101	OLIVEIRA A	BRA	1109	FLORES A	ARG	0-1	3-0	0-1	2-0		5-2
Pool B	3	18:10	1102	TAN YTJ	SGP	1111	AUBERT A	FRA	0-1	1-0	3-0	2-0		6-1
Pool C	2	18:10	1103	ANDRADE Y	BER	1110	KOZA K	POL	1-0	0-1	2-0	1-0		4-1
Pool D	4	18:10	1104	BASIC D	CRO	1112	AOUNALLAH M	TUN	6-0	3-0	6-0	4-0		19-0

Women's Individual - BC2														
Rnd	Crt	Time	No.	Name	NPC	No.	Name	NPC	E1	E2	E3	E4	TB	Total
Pool A	5	18:10	1201	TAGGART C	GBR	1212	LEON J	ECU	4-0	3-0	0-1	3-0		10-1
Pool B	6	18:10	1202	YEUNG HL	HKG	1210	JANKECHOVA E	SVK	2-0	4-0	1-0	1-0		8-0
Pool C	7	18:10	1203	JEONG S	KOR	1211	HAGGO K	GBR	0-1	1-0	1-0	1-0		3-1
Pool D	8	18:10	1204	van ENGELEN C	NED	1209	NAGY V	HUN	2-0	0-2	0-1	2-0		4-3

Men's Individual - BC2														
Rnd	Crt	Time	No.	Name	NPC	No.	Name	NPC	E1	E2	E3	E4	TB	Total
Pool A	1	10:30	2201	VONGSA W	THA	2219	MEGUENNI F	FRA	4-0	1-0	0-2	0-3	1-0	5*-5
Pool A	2	10:30	2210	MEZIK R	SVK	2218	SAYES M	ESA	2-0	0-1	1-0	3-0		6-1
Pool B	7	10:30	2202	SAENGAMPA W	THA	2224	BEN YOUB A	TUN	1-1	6-0	1-0	5-0		13-1
Pool B	4	10:30	2208	ROMBOUTS F	BEL	2217	SEO M	KOR	0-2	0-1	0-2	2-0		2-5
Pool C	5	10:30	2203	SANTOS M	BRA	2222	TAYAHY A	TUN	0-0	0-0	0-0	0-0		?-0
Pool C	6	10:30	2209	LEVI N	ISR	2216	DEKKER M	NED	1-1	2-0	4-0	0-1		7-2
Pool D	1	11:40	2204	YUDHA FA	INA	2223	YAN Z	CHN	1-0	0-1	4-0	0-1		5-2
Pool D	2	11:40	2212	HIROSE T	JPN	2213	ALLARD D	CAN	0-2	3-0	1-0	2-0		6-2
Pool E	3	11:40	2205	SUGIMURA H	JPN	2221	LAN Z	CHN	1-0	1-0	2-0	1-0		5-0
Pool E	4	11:40	2207	HERLANGGA MB	INA	2214	LEE CH	MAS	2-0	5-0	0-2	4-0		11-2
Pool F	5	11:40	2206	CRISTALDO L	ARG	2220	FABRE A	FRA	2-0	0-1	2-0	2-0		6-1
Pool F	6	11:40	2211	ARAUJO D	POR	2215	SILVA I	BRA	1-0	3-0	3-0	1-0		8-0



Results Summary

Résumé des résultats

Women's Individual - BC3														
Rnd	Crt	Time	No.	Name	NPC	No.	Name	NPC	E1	E2	E3	E4	TB	Total
Pool A	1	20:30	1301	HECKEL S RO: BRACHET F	FRA	1315	CERMAKOVA M RO: CERMAKOVA Z	CZE	0-1	3-0	2-0	1-0		6-1
Pool A	2	20:30	1307	KLA-HAN L RO: THEPPRAKOB K	THA	1311	OWCZARZ E RO: OWCZARZ K	POL	0-2	1-0	1-0	0-1		2-3
Pool B	3	20:30	1302	HO YK RO: LEE Wing Kit	HKG	1316	JORDAAN E RO: JORDAAN Sandre	RSA	1-0	1-0	4-0	2-0		8-0
Pool B	4	20:30	1306	COSTA A RO: VIEIRA Maria	POR	1310	CALADO E RO: SILVA Renata	BRA	0-3	2-0	0-3	0-2		2-8
Pool C	5	20:30	1303	OLIVEIRA E RO: FERREIRA R	BRA	1314	KIDSON S RO: STEWART Hannah	GBR	0-1	0-1	1-0	0-3		1-5
Pool C	6	20:30	1308	LEESON J RO: HAYDON Jasmine	AUS	1309	KANG S RO: PARK Seyeol	KOR	0-1	1-0	0-3	0-2		1-6
Pool D	7	20:30	1304	NTENTA A RO: NTENTA C	GRE	1313	FERRANDO S RO: FERREYRA Juan	ARG	0-2	2-0	0-3	0-3		2-8
Pool D	8	20:30	1305	CALLUPE N RO: VELA Carolina	PER	1312	ICHINOE A RO: ICHINOE Kenji	JPN	0-1	0-1	0-3	1-0		1-5

Men's Individual - BC3														
Rnd	Crt	Time	No.	Name	NPC	No.	Name	NPC	E1	E2	E3	E4	TB	Total
Pool A	1	14:00	2301	MICHEL D RO: MADDERN Ashlee	AUS	2316	MORAPEDI K RO: RAMOCHELA M	RSA	1-1	0-1	4-0	5-0		10-2
Pool A	3	14:00	2307	ARNOTT W RO: WELLFARE C	GBR	2310	WILSON P RO: GREENWOOD M	GBR	0-1	1-0	0-4	2-0		3-5
Pool B	2	14:00	2302	PESKA A RO: PESKOVA Ivana	CZE	2315	ROMERO R RO: VILLAGRA L	ARG	0-2	0-1	0-2	0-3		0-8
Pool B	4	14:00	2308	ISKRZYCKI D RO: BOROWSKI D	POL	2309	TSE TW RO: LAU Wai Ki	HKG	4-0	0-2	2-0	0-2		6-4
Pool C	5	14:00	2303	JEONG H RO: KIM Seungkyum	KOR	2313	ROMERO J RO: ROMERO Reynel	COL	5-0	2-0	0-2	5-0		12-2
Pool C	6	14:00	2306	GONCALVES J RO: CORREIA Paulo	POR	2311	CHOOCHUENKLIN A RO: JAROENSUK S	THA	0-1	0-3	0-2	0-3		0-9
Pool D	7	14:00	2304	POLYCHRONIDIS G RO: PATRONI A	GRE	2314	MENARD J RO: MENARD C	FRA	2-0	1-0	0-2	2-0		5-2
Pool D	8	14:00	2305	CARVALHO M RO: CARVALHO Oscar	BRA	2312	ARITA M RO: ARITA Chiho	JPN	1-0	0-3	3-0	0-2		4-5



Results Summary

Résumé des résultats

Women's Individual - BC4														
Rnd	Crt	Time	No.	Name	NPC	No.	Name	NPC	E1	E2	E3	E4	TB	Total
Pool A	1	12:50	1401	CHICA CHICA L	COL	1416	ALLER MAYO S	ESP	0-1	1-0	0-1	3-0		4-2
Pool A	2	12:50	1407	MORFI METZOU C	GRE	1411	ARAMBASIC A	CRO	3-0	1-0	0-3	1-1		5-4
Pool B	3	12:50	1402	LEVINE A	CAN	1415	ELFAR H	EGY	0-2	3-0	1-0	0-1		4-3
Pool B	4	12:50	1408	KONENKO N	UKR	1410	MAT SALIM NA	MAS	4-0	0-3	2-0	0-5		6-8
Pool C	5	12:50	1403	CHEUNG Y	HKG	1413	LIN X	CHN	0-2	1-0	1-0	4-0		6-2
Pool C	6	12:50	1406	PHONSILA N	THA	1412	VOZAROVA K	SVK	2-0	6-0	2-0	1-0		11-0
Pool D	7	12:50	1404	OLIVEIRA C	POR	1414	TEIXEIRA LP	BRA	2-1	1-0	1-0	0-1		4-2
Pool D	8	12:50	1405	SZABO A	HUN	1409	RAGUWARAN A	GER	1-0	3-0	1-0	1-0		6-0
Pool A	7	19:20	1401	CHICA CHICA L	COL	1411	ARAMBASIC A	CRO	0-1	4-0	2-0	3-0		9-1
Pool A	8	19:20	1407	MORFI METZOU C	GRE	1416	ALLER MAYO S	ESP	1-0	3-0	1-0	2-0		7-0
Pool B	1	19:20	1402	LEVINE A	CAN	1410	MAT SALIM NA	MAS	1-0	0-2	1-0	0-1		2-3
Pool B	2	19:20	1408	KONENKO N	UKR	1415	ELFAR H	EGY	0-2	0-3	1-0	0-3		1-8
Pool C	3	19:20	1403	CHEUNG Y	HKG	1412	VOZAROVA K	SVK	0-3	3-0	2-0	1-0		6-3
Pool C	4	19:20	1406	PHONSILA N	THA	1413	LIN X	CHN	0-2	1-0	0-4	1-0		2-6
Pool D	5	19:20	1404	OLIVEIRA C	POR	1409	RAGUWARAN A	GER	0-2	1-0	1-1	0-4		2-7
Pool D	6	19:20	1405	SZABO A	HUN	1414	TEIXEIRA LP	BRA	0-1	1-0	2-0	0-3		3-4

Men's Individual - BC4														
Rnd	Crt	Time	No.	Name	NPC	No.	Name	NPC	E1	E2	E3	E4	TB	Total
Pool A	1	17:00	2401	LARPYEN P	THA	2415	ALLAM M	EGY	5-0	1-0	4-0	1-0		11-0
Pool A	3	17:00	2406	GRISALES E	COL	2409	NICOLAI B	GER	1-0	2-0	4-0	4-0		11-0
Pool B	2	17:00	2402	CHICA CHICA E	COL	2414	AGACHE V	ESP	0-1	3-0	1-0	0-1		4-2
Pool B	4	17:00	2407	KOMAR D	CRO	2412	STREHARSKY M	SVK	2-0	3-0	3-1	2-0		10-1
Pool C	5	17:00	2403	McGUIRE S	GBR	2416	ABDUL RAHMAN AR	MAS	1-0	1-0	2-0	4-0		8-0
Pool C	6	17:00	2408	CIOBANU I	CAN	2410	KOLINKO A	UKR	0-1	0-3	1-0	0-2		1-6
Pool D	7	17:00	2404	LEUNG YW	HKG	2413	COSTA A	BRA	0-1	4-0	1-0	3-0		8-1
Pool D	8	17:00	2405	UCHIDA S	JPN	2411	ZHENG Y	CHN	0-4	1-0	0-4	0-2		1-10

Legend:

* Winner of tie-break

Crt Court number

E End

No. Bib number

Rnd. Round

RO Ramp Operator

TB Tie-break



Results Summary

Résumé des résultats

Men's Individual - BC1														
Rnd	Crt	Time	No.	Name	NPC	No.	Name	NPC	E1	E2	E3	E4	TB	Total
Pool A	1	20:30	2105	PEREZ D	NED	2109	OLIVEIRA J	BRA	1-0	0-5	3-0	2-0		6-5
Pool B	2	20:30	2107	KIM D	KOR	2112	KRAL T	SVK	1-0	0-3	1-0	0-1		2-4
Pool C	3	20:30	2108	SANCHEZ REYES E	MEX	2110	JUNG S	KOR	2-0	1-0	0-2	0-1	0-1	3-3*
Pool D	4	20:30	2106	LOUNG J	HKG	2111	CRYDERMAN L	CAN	2-0	0-1	1-0	2-0		5-1

Women's Individual - BC1														
Rnd	Crt	Time	No.	Name	NPC	No.	Name	NPC	E1	E2	E3	E4	TB	Total
Pool A	5	18:10	1106	FUJII Y	JPN	1109	FLORES A	ARG	1-0	0-2	1-0	2-0		4-2
Pool B	6	18:10	1107	ARRIETA A	ESP	1111	AUBERT A	FRA	0-1	0-1	3-0	0-1	1-2	3-3*
Pool C	5	19:20	1105	ENDO H	JPN	1110	KOZA K	POL	0-2	1-0	0-2	4-0		5-4
Pool D	6	19:20	1108	ZHANG Q	CHN	1112	AOUNALLAH M	TUN	4-0	5-0	6-0	4-0		19-0

Women's Individual - BC2														
Rnd	Crt	Time	No.	Name	NPC	No.	Name	NPC	E1	E2	E3	E4	TB	Total
Pool A	7	11:40	1206	GONCALVES C	POR	1212	LEON J	ECU	0-1	1-0	1-0	1-0		3-1
Pool B	8	11:40	1205	DUARTE R	ESA	1210	JANKECHOVA E	SVK	4-0	1-0	4-0	3-0		12-0
Pool C	7	12:50	1208	CORREIA A	POR	1211	HAGGO K	GBR	0-1	1-2	1-0	0-3		2-6
Pool D	8	12:50	1207	ZAYANA G	INA	1209	NAGY V	HUN	0-1	2-0	1-0	3-0		6-1
Pool A	8	20:30	1201	TAGGART C	GBR	1206	GONCALVES C	POR	1-0	0-3	0-1	2-0		3-4
Pool B	7	20:30	1202	YEUNG HL	HKG	1205	DUARTE R	ESA	2-0	0-2	1-0	0-1	1-0	3*-3
Pool C	6	20:30	1203	JEONG S	KOR	1208	CORREIA A	POR	1-1	2-0	0-1	1-1		4-3
Pool D	5	20:30	1204	van ENGELEN C	NED	1207	ZAYANA G	INA	1-1	0-2	0-5	0-1		1-9



Results Summary

Résumé des résultats

Men's Individual - BC2														
Rnd	Crt	Time	No.	Name	NPC	No.	Name	NPC	E1	E2	E3	E4	TB	Total
Pool A	5	11:40	2201	VONGSA W	THA	2218	SAYES M	ESA	3-0	3-0	2-0	3-0		11-0
Pool A	6	11:40	2210	MEZIK R	SVK	2219	MEGUENNI F	FRA	1-0	2-0	4-0	1-0		8-0
Pool B	1	11:40	2202	SAENGAMPA W	THA	2217	SEO M	KOR	3-0	1-0	0-3	1-0		5-3
Pool B	2	11:40	2208	ROMBOUTS F	BEL	2224	BEN YOUB A	TUN	1-0	2-0	3-0	1-0		7-0
Pool C	3	11:40	2203	SANTOS M	BRA	2216	DEKKER M	NED	1-0	3-0	0-2	3-0		7-2
Pool C	4	11:40	2209	LEVI N	ISR	2222	TAYAH I A	TUN	0-0	0-0	0-0	0-0		8-0
Pool D	5	12:50	2204	YUDHA FA	INA	2213	ALLARD D	CAN	0-1	4-0	4-0	3-0		11-1
Pool D	6	12:50	2212	HIROSE T	JPN	2223	YAN Z	CHN	0-2	0-6	0-4	0-5		0-17
Pool E	1	12:50	2205	SUGIMURA H	JPN	2214	LEE CH	MAS	0-3	0-2	4-0	2-0		6-5
Pool E	2	12:50	2207	HERLANGGA MB	INA	2221	LAN Z	CHN	2-0	1-0	6-0	0-1		9-1
Pool F	4	12:50	2206	CRISTALDO L	ARG	2215	SILVA I	BRA	2-0	3-0	0-1	0-1		5-2
Pool F	3	12:50	2211	ARAUJO D	POR	2220	FABRE A	FRA	2-0	0-1	0-2	0-1		2-4
Pool A	4	18:10	2201	VONGSA W	THA	2210	MEZIK R	SVK	0-2	1-0	0-2	0-1		1-5
Pool A	3	18:10	2218	SAYES M	ESA	2219	MEGUENNI F	FRA	2-0	0-2	2-0	1-0		5-2
Pool B	7	18:10	2202	SAENGAMPA W	THA	2208	ROMBOUTS F	BEL	3-0	4-0	2-0	2-0		11-0
Pool B	8	18:10	2217	SEO M	KOR	2224	BEN YOUB A	TUN	1-1	0-5	1-0	2-0		4-6
Pool C	1	18:10	2203	SANTOS M	BRA	2209	LEVI N	ISR	1-0	1-0	4-0	2-0		8-0
Pool C	2	18:10	2216	DEKKER M	NED	2222	TAYAH I A	TUN	0-0	0-0	0-0	0-0		8-0
Pool D	3	19:20	2204	YUDHA FA	INA	2212	HIROSE T	JPN	0-1	2-0	0-1	3-0		5-2
Pool D	4	19:20	2213	ALLARD D	CAN	2223	YAN Z	CHN	0-1	0-3	0-2	0-3		0-9
Pool E	7	19:20	2205	SUGIMURA H	JPN	2207	HERLANGGA MB	INA	1-0	1-0	0-1	0-2		2-3
Pool E	8	19:20	2214	LEE CH	MAS	2221	LAN Z	CHN	1-0	0-1	1-0	1-0		3-1
Pool F	1	19:20	2206	CRISTALDO L	ARG	2211	ARAUJO D	POR	0-2	0-1	0-3	2-0		2-6
Pool F	2	19:20	2215	SILVA I	BRA	2220	FABRE A	FRA	4-0	0-1	0-1	2-0		6-2



Results Summary

Résumé des résultats

Women's Individual - BC3														
Rnd	Crt	Time	No.	Name	NPC	No.	Name	NPC	E1	E2	E3	E4	TB	Total
Pool A	3	14:00	1301	HECKEL S RO: BRACHET F	FRA	1311	OWCZARZ E RO: OWCZARZ K	POL	2-0	0-1	0-4	0-4		2-9
Pool A	8	14:00	1307	KLA-HAN L RO: THEPPRAKOB K	THA	1315	CERMAKOVA M RO: CERMAKOVA Z	CZE	1-0	3-0	2-0	3-0		9-0
Pool B	1	14:00	1302	HO YK RO: LEE Wing Kit	HKG	1310	CALADO E RO: SILVA Renata	BRA	4-0	0-1	0-3	1-0		5-4
Pool B	2	14:00	1306	COSTA A RO: VIEIRA Maria	POR	1316	JORDAAN E RO: JORDAAN Sandre	RSA	1-0	0-1	3-0	0-1		4-2
Pool C	7	14:00	1303	OLIVEIRA E RO: FERREIRA R	BRA	1309	KANG S RO: PARK Seyeol	KOR	0-1	0-1	0-1	0-4		0-7
Pool C	4	14:00	1308	LEESON J RO: HAYDON Jasmine	AUS	1314	KIDSON S RO: STEWART Hannah	GBR	0-1	2-0	3-0	1-0		6-1
Pool D	5	14:00	1304	NTENTA A RO: NTENTA C	GRE	1312	ICHINOE A RO: ICHINOE Kenji	JPN	0-3	0-2	0-1	0-2		0-8
Pool D	6	14:00	1305	CALLUPE N RO: VELA Carolina	PER	1313	FERRANDO S RO: FERREYRA Juan	ARG	2-0	0-1	0-1	0-1		2-3

Men's Individual - BC3														
Rnd	Crt	Time	No.	Name	NPC	No.	Name	NPC	E1	E2	E3	E4	TB	Total
Pool A	7	21:40	2301	MICHEL D RO: MADDERN Ashlee	AUS	2310	WILSON P RO: GREENWOOD M	GBR	0-2	2-0	3-0	2-0		7-2
Pool A	8	21:40	2307	ARNOTT W RO: WELLFARE C	GBR	2316	MORAPEDI K RO: RAMOCHELA M	RSA	0-1	3-0	1-0	3-0		7-1
Pool B	1	21:40	2302	PESKA A RO: PESKOVA Ivana	CZE	2309	TSE TW RO: LAU Wai Ki	HKG	0-1	2-0	0-2	2-0		4-3
Pool B	2	21:40	2308	ISKRZYCKI D RO: BOROWSKI D	POL	2315	ROMERO R RO: VILLAGRA L	ARG	2-0	0-1	3-0	2-0		7-1
Pool C	6	21:40	2303	JEONG H RO: KIM Seungkyum	KOR	2311	CHOOCHUENKLIN A RO: JAROENSUK S	THA	1-0	1-0	1-0	1-0		4-0
Pool C	4	21:40	2306	GONCALVES J RO: CORREIA Paulo	POR	2313	ROMERO J RO: ROMERO Reynel	COL	3-0	0-1	0-1	1-0		4-2
Pool D	5	21:40	2304	POLYCHRONIDIS G RO: PATRONI A	GRE	2312	ARITA M RO: ARITA Chiho	JPN	2-0	3-0	3-0	1-0		9-0
Pool D	3	21:40	2305	CARVALHO M RO: CARVALHO Oscar	BRA	2314	MENARD J RO: MENARD C	FRA	0-2	0-2	4-0	0-1		4-5



Results Summary

Résumé des résultats

Women's Individual - BC4														
Rnd	Crt	Time	No.	Name	NPC	No.	Name	NPC	E1	E2	E3	E4	TB	Total
Pool A	1	17:00	1401	CHICA CHICA L	COL	1407	MORFI METZOU C	GRE	0-3	4-0	5-0	1-0		10-3
Pool A	2	17:00	1411	ARAMBASIC A	CRO	1416	ALLER MAYO S	ESP	2-0	2-0	2-0	3-0		9-0
Pool B	8	17:00	1402	LEVINE A	CAN	1408	KONENKO N	UKR	1-0	0-1	0-2	4-0		5-3
Pool B	4	17:00	1410	MAT SALIM NA	MAS	1415	ELFAR H	EGY	5-0	0-3	2-0	4-0		11-3
Pool C	5	17:00	1403	CHEUNG Y	HKG	1406	PHONSILA N	THA	2-0	0-2	2-0	1-0		5-2
Pool C	6	17:00	1412	VOZAROVA K	SVK	1413	LIN X	CHN	0-3	0-4	0-3	0-4		0-14
Pool D	7	17:00	1404	OLIVEIRA C	POR	1405	SZABO A	HUN	2-0	1-0	1-0	1-0		5-0
Pool D	3	17:00	1409	RAGUWARAN A	GER	1414	TEIXEIRA LP	BRA	0-1	2-0	0-1	0-2		2-4

Men's Individual - BC4														
Rnd	Crt	Time	No.	Name	NPC	No.	Name	NPC	E1	E2	E3	E4	TB	Total
Pool A	7	10:30	2401	LARPYEN P	THA	2409	NICOLAI B	GER	0-4	2-0	2-0	1-0		5-4
Pool A	8	10:30	2406	GRISALES E	COL	2415	ALLAM M	EGY	5-0	4-0	0-1	0-4		9-5
Pool B	1	10:30	2402	CHICA CHICA E	COL	2412	STREHARSKY M	SVK	1-0	1-0	1-1	1-0		4-1
Pool B	2	10:30	2407	KOMAR D	CRO	2414	AGACHE V	ESP	3-0	3-0	6-0	6-0		18-0
Pool C	3	10:30	2403	McGUIRE S	GBR	2410	KOLINKO A	UKR	3-0	2-0	0-1	2-0		7-1
Pool C	4	10:30	2408	CIOBANU I	CAN	2416	ABDUL RAHMAN AR	MAS	2-0	0-3	4-0	0-1		6-4
Pool D	5	10:30	2404	LEUNG YW	HKG	2411	ZHENG Y	CHN	1-0	0-1	1-0	0-2		2-3
Pool D	6	10:30	2405	UCHIDA S	JPN	2413	COSTA A	BRA	1-1	3-0	0-1	4-0		8-2

Legend:

* Winner of tie-break

Crt Court number

E End

No. Bib number

Rnd. Round

RO Ramp Operator

TB Tie-break



Results Summary

Résumé des résultats

Men's Individual - BC1														
Rnd	Crt	Time	No.	Name	NPC	No.	Name	NPC	E1	E2	E3	E4	TB	Total
Pool A	3	12:50	2101	SMITH D	GBR	2105	PEREZ D	NED	1-0	1-0	0-1	2-0		4-1
Pool B	6	12:50	2102	SYAFA M	INA	2107	KIM D	KOR	2-0	5-0	0-2	0-2		7-4
Pool C	7	12:50	2103	HUADPRADIT W	THA	2108	SANCHEZ REYES E	MEX	1-1	1-0	2-0	0-2		4-3
Pool D	8	12:50	2104	RAMOS A	POR	2106	LOUNG J	HKG	0-5	0-1	3-0	4-0		7-6

Women's Individual - BC1														
Rnd	Crt	Time	No.	Name	NPC	No.	Name	NPC	E1	E2	E3	E4	TB	Total
Pool A	4	12:50	1101	OLIVEIRA A	BRA	1106	FUJII Y	JPN	0-2	0-1	0-3	1-0		1-6
Pool B	5	12:50	1102	TAN YTJ	SGP	1107	ARRIETA A	ESP	3-0	0-1	1-0	1-0		5-1
Pool C	2	12:50	1103	ANDRADE Y	BER	1105	ENDO H	JPN	0-3	0-1	1-0	0-1		1-5
Pool D	1	12:50	1104	BASIC D	CRO	1108	ZHANG Q	CHN	0-2	0-2	0-2	0-1		0-7
QF	5	19:35	1106	FUJII Y	JPN	1111	AUBERT A	FRA	2-0	0-2	0-2	1-0		3-4
QF	7	19:35	1102	TAN YTJ	SGP	1101	OLIVEIRA A	BRA	1-0	0-1	6-0	0-4		7-5
QF	8	19:35	1105	ENDO H	JPN	1104	BASIC D	CRO	1-0	3-0	2-0	1-0		7-0
QF	6	19:35	1108	ZHANG Q	CHN	1103	ANDRADE Y	BER	0-1	0-2	0-1	2-0		2-4

Women's Individual - BC2														
Rnd	Crt	Time	No.	Name	NPC	No.	Name	NPC	E1	E2	E3	E4	TB	Total
QF	1	19:35	1206	GONCALVES C	POR	1205	DUARTE R	ESA	2-0	0-2	3-0	0-2		5-4
QF	3	19:35	1202	YEUNG HL	HKG	1201	TAGGART C	GBR	2-0	0-1	0-1	0-1		2-3
QF	4	19:35	1203	JEONG S	KOR	1204	van ENGELEN C	NED	1-0	0-1	3-0	0-2		4-3
QF	2	19:35	1207	ZAYANA G	INA	1211	HAGGO K	GBR	4-0	3-0	1-0	0-2		8-2

Men's Individual - BC2														
Rnd	Crt	Time	No.	Name	NPC	No.	Name	NPC	E1	E2	E3	E4	TB	Total
POFF	3	10:30	2207	HERLANGGA MB	INA	2208	ROMBOUTS F	BEL	0-1	5-0	1-0	1-0		7-1
POFF	8	10:30	2211	ARAUJO D	POR	2201	VONGSA W	THA	0-1	1-0	0-4	0-1		1-6
POFF	5	10:30	2205	SUGIMURA H	JPN	2223	YAN Z	CHN	1-0	3-0	0-2	1-0		5-2
POFF	1	10:30	2206	CRISTALDO L	ARG	2209	LEVI N	ISR	0-3	2-0	0-1	2-0	1-0	4*-4
QF	1	18:25	2210	MEZIK R	SVK	2206	CRISTALDO L	ARG	0-3	2-0	1-1	2-0		5-4
QF	3	18:25	2202	SAENGAMPA W	THA	2205	SUGIMURA H	JPN	0-2	0-1	1-0	4-0		5-3
QF	4	18:25	2203	SANTOS M	BRA	2201	VONGSA W	THA	3-0	0-1	0-1	0-1	0-3	3-3*
QF	2	18:25	2204	YUDHA FA	INA	2207	HERLANGGA MB	INA	0-1	1-1	0-1	1-0		2-3



Results Summary

Résumé des résultats

Women's Individual - BC3														
Rnd	Crt	Time	No.	Name	NPC	No.	Name	NPC	E1	E2	E3	E4	TB	Total
Pool A	3	14:00	1301	HECKEL S RO: BRACHET F	FRA	1307	KLA-HAN L RO: THEPPRAKOB K	THA	1-0	0-1	0-1	0-2		1-4
Pool A	6	14:00	1311	OWCZARZ E RO: OWCZARZ K	POL	1315	CERMAKOVA M RO: CERMAKOVA Z	CZE	0-1	1-0	5-0	0-3		6-4
Pool B	7	14:00	1302	HO YK RO: LEE Wing Kit	HKG	1306	COSTA A RO: VIEIRA Maria	POR	1-0	2-0	0-1	0-1		3-2
Pool B	8	14:00	1310	CALADO E RO: SILVA Renata	BRA	1316	JORDAAN E RO: JORDAAN Sandre	RSA	1-0	1-0	1-0	2-0		5-0
Pool C	1	14:00	1303	OLIVEIRA E RO: FERREIRA R	BRA	1308	LEESON J RO: HAYDON Jasmine	AUS	2-0	0-1	1-0	0-3		3-4
Pool C	2	14:00	1309	KANG S RO: PARK Seyeol	KOR	1314	KIDSON S RO: STEWART Hannah	GBR	1-0	2-0	2-0	2-0		7-0
Pool D	5	14:00	1304	NTENTA A RO: NTENTA C	GRE	1305	CALLUPE N RO: VELA Carolina	PER	0-3	0-1	1-0	4-0		5-4
Pool D	4	14:00	1312	ICHINOE A RO: ICHINOE Kenji	JPN	1313	FERRANDO S RO: FERREYRA Juan	ARG	0-3	3-0	0-2	0-1		3-6
QF	1	20:45	1311	OWCZARZ E RO: OWCZARZ K	POL	1310	CALADO E RO: SILVA Renata	BRA	0-3	0-1	1-0	0-1		1-5
QF	5	20:45	1302	HO YK RO: LEE Wing Kit	HKG	1307	KLA-HAN L RO: THEPPRAKOB K	THA	1-0	0-1	0-1	2-0		3-2
QF	4	20:45	1309	KANG S RO: PARK Seyeol	KOR	1312	ICHINOE A RO: ICHINOE Kenji	JPN	0-1	0-1	1-0	2-0		3-2
QF	2	20:45	1313	FERRANDO S RO: FERREYRA Juan	ARG	1308	LEESON J RO: HAYDON Jasmine	AUS	2-0	1-0	0-2	0-2		3-4

Men's Individual - BC3														
Rnd	Crt	Time	No.	Name	NPC	No.	Name	NPC	E1	E2	E3	E4	TB	Total
Pool A	5	17:00	2301	MICHEL D RO: MADDERN Ashlee	AUS	2307	ARNOTT W RO: WELLFARE C	GBR	1-0	0-1	2-0	0-1		3-2
Pool A	6	17:00	2310	WILSON P RO: GREENWOOD M	GBR	2316	MORAPEDI K RO: RAMOCHELA M	RSA	4-0	1-0	3-0	1-0		9-0
Pool B	7	17:00	2302	PESKA A RO: PESKOVA Ivana	CZE	2308	ISKRZYCKI D RO: BOROWSKI D	POL	2-0	0-1	0-2	0-1		2-4
Pool B	8	17:00	2309	TSE TW RO: LAU Wai Ki	HKG	2315	ROMERO R RO: VILLAGRA L	ARG	2-0	1-0	3-0	0-3		6-3
Pool C	1	17:00	2303	JEONG H RO: KIM Seungkyum	KOR	2306	GONCALVES J RO: CORREIA Paulo	POR	1-0	3-0	0-1	0-1		4-2
Pool C	2	17:00	2311	CHOOCHUENKLIN A RO: JAROENSUK S	THA	2313	ROMERO J RO: ROMERO Reynel	COL	1-0	6-0	2-0	1-0		10-0
Pool D	3	17:00	2304	POLYCHRONIDIS G RO: PATRONI A	GRE	2305	CARVALHO M RO: CARVALHO Oscar	BRA	0-1	1-0	0-2	0-1		1-4
Pool D	4	17:00	2312	ARITA M RO: ARITA Chiho	JPN	2314	MENARD J RO: MENARD C	FRA	1-0	0-3	1-0	0-1		2-4



Results Summary

Résumé des résultats

Women's Individual - BC4														
Rnd	Crt	Time	No.	Name	NPC	No.	Name	NPC	E1	E2	E3	E4	TB	Total
QF	3	20:45	1401	CHICA CHICA L	COL	1402	LEVINE A	CAN	0-1	0-1	2-0	1-0		3-2
QF	7	20:45	1410	MAT SALIM NA	MAS	1407	MORFI METZOU C	GRE	2-0	3-0	1-0	1-0		7-0
QF	8	20:45	1403	CHEUNG Y	HKG	1414	TEIXEIRA LP	BRA	2-0	1-0	0-1	1-0		4-1
QF	6	20:45	1404	OLIVEIRA C	POR	1413	LIN X	CHN	1-1	0-3	0-1	1-0		2-5

Men's Individual - BC4														
Rnd	Crt	Time	No.	Name	NPC	No.	Name	NPC	E1	E2	E3	E4	TB	Total
Pool A	5	11:40	2401	LARPYEN P	THA	2406	GRISALES E	COL	0-1	0-3	0-1	1-0		1-5
Pool A	3	11:40	2409	NICOLAI B	GER	2415	ALLAM M	EGY	0-1	3-0	0-1	3-0		6-2
Pool B	7	11:40	2402	CHICA CHICA E	COL	2407	KOMAR D	CRO	1-0	2-0	0-1	0-2	0-1	3-3*
Pool B	8	11:40	2412	STREHARSKY M	SVK	2414	AGACHE V	ESP	2-0	0-2	2-0	0-1		4-3
Pool C	1	11:40	2403	McGUIRE S	GBR	2408	CIOBANU I	CAN	0-1	0-1	0-2	2-0		2-4
Pool C	2	11:40	2410	KOLINKO A	UKR	2416	ABDUL RAHMAN AR	MAS	2-0	0-1	1-0	1-0		4-1
Pool D	6	11:40	2404	LEUNG YW	HKG	2405	UCHIDA S	JPN	2-0	2-0	4-0	0-2		8-2
Pool D	4	11:40	2411	ZHENG Y	CHN	2413	COSTA A	BRA	2-0	2-0	1-0	2-0		7-0
QF	5	18:25	2406	GRISALES E	COL	2402	CHICA CHICA E	COL	0-1	1-0	0-2	0-1		1-4
QF	7	18:25	2407	KOMAR D	CRO	2401	LARPYEN P	THA	2-0	0-1	5-0	0-1		7-2
QF	8	18:25	2403	McGUIRE S	GBR	2404	LEUNG YW	HKG	3-0	2-0	0-1	1-0		6-1
QF	6	18:25	2411	ZHENG Y	CHN	2410	KOLINKO A	UKR	1-0	0-1	0-2	1-0		2-3

Legend:

* Winner of tie-break

Crt Court number

E End

No. Bib number

QF Quarterfinal

Rnd. Round

RO Ramp Operator

TB Tie-break



Results Summary

Résumé des résultats

Men's Individual - BC1														
Rnd	Crt	Time	No.	Name	NPC	No.	Name	NPC	E1	E2	E3	E4	TB	Total
QF	3	10:30	2101	SMITH D	GBR	2112	KRAL T	SVK	1-0	3-0	2-0	0-1		6-1
QF	7	10:30	2102	SYAFA M	INA	2105	PEREZ D	NED	2-0	4-0	1-0	3-0		10-0
QF	8	10:30	2103	HUADPRADIT W	THA	2106	LOUNG J	HKG	0-3	3-0	0-1	0-1		3-5
QF	6	10:30	2104	RAMOS A	POR	2110	JUNG S	KOR	1-0	1-0	0-1	0-2		2-3
SF	1	13:10	2101	SMITH D	GBR	2110	JUNG S	KOR	3-0	0-1	0-1	0-2		3-4
SF	2	13:10	2102	SYAFA M	INA	2106	LOUNG J	HKG	0-1	1-1	0-2	2-0		3-4
BF	8	18:10	2101	SMITH D	GBR	2102	SYAFA M	INA	3-0	0-3	0-1	0-1		3-5

Women's Individual - BC1														
Rnd	Crt	Time	No.	Name	NPC	No.	Name	NPC	E1	E2	E3	E4	TB	Total
SF	1	11:55	1111	AUBERT A	FRA	1103	ANDRADE Y	BER	0-1	1-0	0-1	1-0	1-0	2*-2
SF	3	11:55	1102	TAN YTJ	SGP	1105	ENDO H	JPN	1-0	2-0	2-0	0-1		5-1
BF	3	17:00	1103	ANDRADE Y	BER	1105	ENDO H	JPN	0-1	0-3	0-2	0-1		0-7

Women's Individual - BC2														
Rnd	Crt	Time	No.	Name	NPC	No.	Name	NPC	E1	E2	E3	E4	TB	Total
SF	5	11:55	1206	GONCALVES C	POR	1207	ZAYANA G	INA	3-1	1-1	3-0	0-1		7-3
SF	6	11:55	1201	TAGGART C	GBR	1203	JEONG S	KOR	0-1	2-0	0-1	0-1		2-3
BF	8	17:00	1207	ZAYANA G	INA	1201	TAGGART C	GBR	2-0	2-0	0-1	1-1		5-2
GF	3	19:35	1206	GONCALVES C	POR	1203	JEONG S	KOR	1-0	2-0	1-0	0-1		4-1

Men's Individual - BC2														
Rnd	Crt	Time	No.	Name	NPC	No.	Name	NPC	E1	E2	E3	E4	TB	Total
SF	7	11:55	2210	MEZIK R	SVK	2207	HERLANGGA MB	INA	0-4	1-0	0-1	0-1		1-6
SF	8	11:55	2202	SAENGAMPA W	THA	2201	VONGSA W	THA	4-0	4-0	1-0	0-1		9-1
BF	1	17:00	2210	MEZIK R	SVK	2201	VONGSA W	THA	1-0	1-0	0-1	0-2		2-3
GF	3	20:45	2207	HERLANGGA MB	INA	2202	SAENGAMPA W	THA	0-2	0-2	1-0	0-2		1-6



Results Summary

Résumé des résultats

Women's Individual - BC3														
Rnd	Crt	Time	No.	Name	NPC	No.	Name	NPC	E1	E2	E3	E4	TB	Total
SF	5	13:10	1310	CALADO E RO: SILVA Renata	BRA	1308	LEESON J RO: HAYDON Jasmine	AUS	0-4	0-2	0-1	1-0		1-7
SF	6	13:10	1302	HO YK RO: LEE Wing Kit	HKG	1309	KANG S RO: PARK Seyeol	KOR	1-0	0-1	2-0	1-0		4-1
BF	1	18:10	1310	CALADO E RO: SILVA Renata	BRA	1309	KANG S RO: PARK Seyeol	KOR	0-2	0-3	0-2	2-0		2-7

Men's Individual - BC3														
Rnd	Crt	Time	No.	Name	NPC	No.	Name	NPC	E1	E2	E3	E4	TB	Total
QF	1	10:30	2301	MICHEL D RO: MADDERN Ashlee	AUS	2315	ROMERO R RO: VILLAGRA L	ARG	1-0	1-0	2-0	1-0		5-0
QF	5	10:30	2308	ISKRZYCKI D RO: BOROWSKI D	POL	2310	WILSON P RO: GREENWOOD M	GBR	1-0	2-0	0-1	1-0		4-1
QF	4	10:30	2303	JEONG H RO: KIM Seungkyum	KOR	2314	MENARD J RO: MENARD C	FRA	1-0	2-0	1-0	0-1		4-1
QF	2	10:30	2304	POLYCHRONIDIS G RO: PATRONI A	GRE	2311	CHOOCHUENKLIN A RO: JAROENSUK S	THA	1-0	0-1	2-0	1-0		4-1
SF	7	13:10	2301	MICHEL D RO: MADDERN Ashlee	AUS	2304	POLYCHRONIDIS G RO: PATRONI A	GRE	3-0	1-0	2-0	0-1		6-1
SF	8	13:10	2308	ISKRZYCKI D RO: BOROWSKI D	POL	2303	JEONG H RO: KIM Seungkyum	KOR	0-1	0-4	1-0	0-1		1-6
BF	3	18:10	2304	POLYCHRONIDIS G RO: PATRONI A	GRE	2308	ISKRZYCKI D RO: BOROWSKI D	POL	2-0	0-3	2-0	0-1	1-0	4*-4

Women's Individual - BC4														
Rnd	Crt	Time	No.	Name	NPC	No.	Name	NPC	E1	E2	E3	E4	TB	Total
SF	3	13:10	1401	CHICA CHICA L	COL	1413	LIN X	CHN	3-0	0-1	0-1	0-2		3-4
SF	4	13:10	1410	MAT SALIM NA	MAS	1403	CHEUNG Y	HKG	0-2	0-1	0-3	0-1		0-7
BF	2	18:10	1401	CHICA CHICA L	COL	1410	MAT SALIM NA	MAS	2-0	2-0	3-0	0-1		7-1

Men's Individual - BC4														
Rnd	Crt	Time	No.	Name	NPC	No.	Name	NPC	E1	E2	E3	E4	TB	Total
SF	2	11:55	2402	CHICA CHICA E	COL	2410	KOLINKO A	UKR	0-1	1-0	1-0	1-0		3-1
SF	4	11:55	2407	KOMAR D	CRO	2403	McGUIRE S	GBR	0-1	0-3	0-1	3-0		3-5
BF	2	17:00	2410	KOLINKO A	UKR	2407	KOMAR D	CRO	3-0	0-2	1-0	0-1		4-3

Legend:

* Winner of tie-break

BF Bronze final

Crt Court number

E End

GF Gold final

No. Bib number

QF Quarterfinal

Rnd. Round

RO Ramp Operator

SF Semifinal

TB Tie-break



Results Summary

Résumé des résultats

Men's Individual - BC1														
Rnd	Crt	Time	No.	Name	NPC	No.	Name	NPC	E1	E2	E3	E4	TB	Total
GF	3	11:40	2110	JUNG S	KOR	2106	LOUNG J	HKG	0-2	0-1	0-1	1-0		1-4

Women's Individual - BC1														
Rnd	Crt	Time	No.	Name	NPC	No.	Name	NPC	E1	E2	E3	E4	TB	Total
GF	3	10:30	1111	AUBERT A	FRA	1102	TAN YTJ	SGP	2-0	3-0	0-3	0-1		5-4

Women's Individual - BC3														
Rnd	Crt	Time	No.	Name	NPC	No.	Name	NPC	E1	E2	E3	E4	TB	Total
GF	3	18:30	1308	LEESON J RO: HAYDON Jasmine	AUS	1302	HO YK RO: LEE Wing Kit	HKG	0-2	0-2	1-0	1-0		2-4

Men's Individual - BC3														
Rnd	Crt	Time	No.	Name	NPC	No.	Name	NPC	E1	E2	E3	E4	TB	Total
GF	3	20:00	2301	MICHEL D RO: MADDERN Ashlee	AUS	2303	JEONG H RO: KIM Seungkyum	KOR	0-3	0-1	2-0	0-1		2-5



Results Summary

Résumé des résultats

Women's Individual - BC4														
Rnd	Crt	Time	No.	Name	NPC	No.	Name	NPC	E1	E2	E3	E4	TB	Total
GF	3	13:25	1413	LIN X	CHN	1403	CHEUNG Y	HKG	1-0	1-0	3-0	0-1		5-1

Men's Individual - BC4														
Rnd	Crt	Time	No.	Name	NPC	No.	Name	NPC	E1	E2	E3	E4	TB	Total
GF	3	17:00	2402	CHICA CHICA E	COL	2403	McGUIRE S	GBR	0-3	3-0	0-5	2-0		5-8

Legend:

Crt Court number

E End

GF Gold final

No. Bib number

Rnd. Round

RO Ramp Operator

TB Tie-break



Results Summary

Résumé des résultats

Mixed Pairs - BC3												
Rnd	Crt	Time	Name	NPC	Name	NPC	E1	E2	E3	E4	TB	Total
Pool A	3	11:50	Australia	AUS	France	FRA	0-1	4-0	0-1	1-0		5-2
Pool B	2	11:50	Republic of Korea	KOR	Great Britain	GBR	0-2	1-0	3-0	2-0		6-2
Pool C	1	11:50	Hong Kong, China	HKG	Czechia	CZE	3-0	2-0	2-0	0-3		7-3
Pool D	4	11:50	Brazil	BRA	South Africa	RSA	2-0	2-0	1-0	2-0		7-0
Pool A	8	17:00	Japan	JPN	France	FRA	2-0	1-0	0-1	0-2	0-1	3-3*
Pool B	3	17:00	Thailand	THA	Great Britain	GBR	1-0	2-0	2-0	2-0		7-0
Pool C	7	17:00	Argentina	ARG	Czechia	CZE	3-0	0-2	4-0	0-1		7-3
Pool D	5	17:00	Greece	GRE	South Africa	RSA	3-0	1-0	4-0	2-0		10-0
Pool A	4	20:10	Australia	AUS	Japan	JPN	3-0	0-2	1-0	1-0		5-2
Pool B	1	20:10	Republic of Korea	KOR	Thailand	THA	2-0	0-1	0-2	0-2		2-5
Pool C	2	20:10	Hong Kong, China	HKG	Argentina	ARG	2-0	0-1	0-1	1-0		3-2
Pool D	5	20:10	Brazil	BRA	Greece	GRE	0-2	0-1	0-1	1-0		1-4

Mixed Pairs - BC4												
Rnd	Crt	Time	Name	NPC	Name	NPC	E1	E2	E3	E4	TB	Total
Pool A	1	10:30	Colombia	COL	Malaysia	MAS	0-1	2-0	0-1	3-0		5-2
Pool B	3	10:30	Canada	CAN	China	CHN	0-4	0-1	3-0	5-0		8-5
Pool C	6	10:30	Hong Kong, China	HKG	Egypt	EGY	3-0	1-0	0-1	4-0		8-1
Pool D	8	10:30	Thailand	THA	Spain	ESP	0-2	5-0	2-0	1-0		8-2
Pool A	8	13:30	Ukraine	UKR	Malaysia	MAS	3-0	0-4	1-0	0-1		4-5
Pool B	1	13:30	Croatia	CRO	China	CHN	0-2	0-1	0-2	0-2		0-7
Pool C	3	13:30	Brazil	BRA	Egypt	EGY	1-0	1-0	0-1	0-1	0-1	2-2*
Pool D	6	13:30	Slovakia	SVK	Spain	ESP	0-1	5-0	0-1	1-0		6-2
Pool A	6	18:50	Colombia	COL	Ukraine	UKR	1-0	0-2	0-1	2-0	0-1	3-3*
Pool B	8	18:50	Canada	CAN	Croatia	CRO	3-0	0-2	3-0	0-2		6-4
Pool C	3	18:50	Hong Kong, China	HKG	Brazil	BRA	0-2	5-0	3-0	1-0		9-2
Pool D	1	18:50	Thailand	THA	Slovakia	SVK	0-1	2-0	4-0	2-0		8-1

Mixed Team - BC1/BC2														
Rnd	Crt	Time	Name	NPC	Name	NPC	E1	E2	E3	E4	E5	E6	TB	Total
Pool A	5	11:50	Republic of Korea	KOR	Tunisia	TUN	1-1	5-0	1-0	4-0	6-0	2-0		19-1
Pool B	6	11:50	Thailand	THA	Slovakia	SVK	0-2	0-2	0-1	0-3	2-0	0-1		2-9
Pool C	7	11:50	Great Britain	GBR	China	CHN	0-1	0-3	0-1	0-5	1-0	0-3		1-13
Pool D	8	11:50	Indonesia	INA	France	FRA	3-0	0-2	2-0	1-0	2-0	0-1		8-3
Pool A	1	17:00	Japan	JPN	Tunisia	TUN	2-0	0-1	2-0	1-0	4-0	2-0		11-1
Pool B	2	17:00	Brazil	BRA	Slovakia	SVK	1-0	4-0	0-1	0-1	0-3	0-1		5-6
Pool C	4	17:00	Portugal	POR	China	CHN	0-3	0-1	0-2	1-0	0-2	2-0		3-8
Pool D	6	17:00	Netherlands	NED	France	FRA	1-0	0-3	1-0	0-3	0-1	0-1		2-8
Pool A	6	20:10	Republic of Korea	KOR	Japan	JPN	0-2	0-1	1-0	2-0	0-1	0-1		3-5
Pool B	3	20:10	Thailand	THA	Brazil	BRA	0-3	1-0	1-0	0-2	1-0	0-2		3-7
Pool C	8	20:10	Great Britain	GBR	Portugal	POR	1-0	0-2	1-0	2-0	1-0	0-2		5-4
Pool D	7	20:10	Indonesia	INA	Netherlands	NED	2-0	0-2	1-0	4-0	0-1	2-0		9-3

Legend:

* Winner of tie-break

Crt Court number

E End

No. Bib number

Rnd. Round

TB Tie-break



Results Summary

Résumé des résultats

Mixed Pairs - BC3												
Rnd	Crt	Time	Name	NPC	Name	NPC	E1	E2	E3	E4	TB	Total
QF	1	13:40	Australia	AUS	Republic of Korea	KOR	0-2	1-0	1-0	0-2		2-4
QF	3	13:40	Thailand	THA	France	FRA	1-0	2-0	3-0	0-1		6-1
QF	8	13:40	Hong Kong, China	HKG	Brazil	BRA	0-1	1-0	1-0	1-0		3-1
QF	6	13:40	Greece	GRE	Argentina	ARG	1-0	0-4	0-1	3-0		4-5
SF	8	20:10	Republic of Korea	KOR	Argentina	ARG	3-0	0-1	1-0	0-1		4-2
SF	3	20:10	Thailand	THA	Hong Kong, China	HKG	1-0	0-2	0-1	1-0		2-3

Mixed Pairs - BC4												
Rnd	Crt	Time	Name	NPC	Name	NPC	E1	E2	E3	E4	TB	Total
QF	1	10:30	Colombia	COL	China	CHN	1-0	4-0	2-1	0-2		7-3
QF	8	10:30	Canada	CAN	Ukraine	UKR	1-0	2-0	2-0	1-0		6-0
QF	6	10:30	Hong Kong, China	HKG	Slovakia	SVK	0-1	5-0	5-0	0-1		10-2
QF	3	10:30	Thailand	THA	Egypt	EGY	5-0	2-0	3-0	1-0		11-0
SF	8	18:50	Colombia	COL	Thailand	THA	2-0	1-0	1-0	0-1		4-1
SF	3	18:50	Canada	CAN	Hong Kong, China	HKG	1-0	0-4	0-2	3-0		4-6

Mixed Team - BC1/BC2														
Rnd	Crt	Time	Name	NPC	Name	NPC	E1	E2	E3	E4	E5	E6	TB	Total
QF	3	11:50	Japan	JPN	Brazil	BRA	1-0	0-1	0-1	0-1	0-1	3-0	1-0	4*-4
QF	6	11:50	Slovakia	SVK	Republic of Korea	KOR	0-3	0-2	0-2	3-0	1-0	0-1		4-8
QF	1	11:50	China	CHN	France	FRA	0-1	2-0	0-2	2-0	2-0	1-1		7-4
QF	8	11:50	Indonesia	INA	Great Britain	GBR	2-0	2-0	0-3	1-0	0-4	2-0	3-0	7*-7
SF	3	17:00	Japan	JPN	Indonesia	INA	0-1	0-1	0-2	0-1	0-2	0-2		0-9
SF	8	17:00	Republic of Korea	KOR	China	CHN	0-3	0-1	0-3	1-0	1-0	1-0		3-7

Legend:

* Winner of tie-break

Crt Court number

E End

No. Bib number

QF Quarterfinal

Rnd. Round

SF Semifinal

TB Tie-break



Results Summary

Résumé des résultats

Mixed Pairs - BC3												
Rnd	Crt	Time	Name	NPC	Name	NPC	E1	E2	E3	E4	TB	Total
BF	3	13:40	Argentina	ARG	Thailand	THA	0-2	2-0	1-0	1-0		4-2
GF	3	21:00	Republic of Korea	KOR	Hong Kong, China	HKG	0-3	3-0	0-1	0-1		3-5

Mixed Pairs - BC4												
Rnd	Crt	Time	Name	NPC	Name	NPC	E1	E2	E3	E4	TB	Total
BF	3	12:20	Thailand	THA	Canada	CAN	1-0	1-1	3-0	1-0		6-1
GF	3	19:15	Colombia	COL	Hong Kong, China	HKG	1-0	1-0	4-0	0-1		6-1

Mixed Team - BC1/BC2														
Rnd	Crt	Time	Name	NPC	Name	NPC	E1	E2	E3	E4	E5	E6	TB	Total
BF	3	10:30	Japan	JPN	Republic of Korea	KOR	1-0	3-0	0-3	1-0	2-0	1-0		8-3
GF	3	17:00	Indonesia	INA	China	CHN	0-1	0-3	0-2	0-1	3-0	3-0		6-7

Legend:

BF Bronze final

Crt Court number

E End

GF Gold final

No. Bib number

Rnd. Round

TB Tie-break



Official Communication

Communication officielle

Item: 1

Statement regarding TAYAHI Achraf (TUN), entered in the Men's Individual - BC2 event

Summary:

After receiving medical attention from the Polyclinic at the Paralympic Village on 29th August, TAYAHI Achraf has unfortunately been advised that he is not fit to compete in boccia until at least 1st September.

Details:

World Boccia has received documentation to confirm this. TAYAHI Achraf was due to compete in the Men's Individual - BC2 event at Paris 2024. As per the World Boccia Rules, he was deemed to have forfeited the matches he was scheduled to play and his opposition was allocated points accordingly. World Boccia's primary concern is athlete wellbeing, and the organisation was sorry to hear about TAYAHI Achraf's health.

World Boccia hope that he makes a quick recovery and is able to return to playing boccia soon.

Issued by: Technical Delegate

Time: 20:06

Date: 31 AUG 2024

This decision affects:

Results

Schedule

Other

X



REVISED
29 AUG 19:30

Competition Officials

Officiels de compétition
As of THU 29 AUG 2024

Function	Name	Organisation
IF Delegate	CHAGAS Erinaldo	BRA - Brazil
Assistant IF Delegate	ALVARIM Gustavo	POR - Portugal
Operations Manager	TREMBLAY Dominique	CAN - Canada
Head Referee	LEUNG David	HKG - Hong Kong, China
Assistant Head Referee	CALVEROL Teresa	ESP - Spain
International Referees	EVANS Richard	GBR - Great Britain
	MONTEIRO Sandra	POR - Portugal
	ECHEVARRIAS Antonio	ESP - Spain
	HENRIQUES David	POR - Portugal
	LAMBERECHTS Edwig	BEL - Belgium
	ANDERSEN Anne-Dorte	DEN - Denmark
	van ASSCHE Ronny	BEL - Belgium
	LILGLOU Eleni	GRE - Greece
	KIKUCHI Loreno	BRA - Brazil
	VANDER VIES Gary	CAN - Canada
	MORENO Johnn	COL - Colombia
	HERNANDEZ Celina	MEX - Mexico
	OLIVEIRA Carlos	ARG - Argentina
	TSANG Po Lin	HKG - Hong Kong, China
	CHUNG Young Hoon	KOR - Korea
	BATES Lucy	AUS - Australia
Linespersons	BARREYRE Antoine	FRA - France
	BEBIN Philippe	FRA - France
	CLUZEL Marion	FRA - France
	COMMARET Lea	FRA - France
	FRANCOIS Laurence	FRA - France
	GORSE Alain	FRA - France
	GORSE Karine	FRA - France
	GRENIER Pauline	FRA - France
	GUERRA Ludwig	FRA - France
	KERGARAVAT Loris	FRA - France
	MANFREDINI David	FRA - France
	PRUVOST Daniel	FRA - France
	QUESADA Timothe	FRA - France
	RUFFIE Dominique	FRA - France
	THONNET Celine	FRA - France
	WISCHLEN Myriam	FRA - France
Timekeepers	BOTELLA Sandra	FRA - France
	CHAKROUNI Khalid	FRA - France
	FITA Arthur	FRA - France
	FORESTIER Rachel	FRA - France



REVISED
29 AUG 19:30

Competition Officials

Officiels de competition
As of THU 29 AUG 2024

Function	Name	Organisation
	GUEYLARD Celine	FRA - France
	JEAN Anne Marie	FRA - France
	LE ROUX Nolwenn	FRA - France
	MESSINA Georges	FRA - France
	MORIOT Herve	FRA - France
	MORIOT Owen	FRA - France
	SIMONIN Thierry	FRA - France
	SZACHSZNAJDER Nicolas	FRA - France
	THUILLIER Lena	FRA - France
	VASNIER Orlane	FRA - France
	ZACCARON Julie Cecile	FRA - France
	GOLFIER Marion	FRA - France

REVISED Reason for revision: Correction of names for International Referees CHUNG, OLIVEIRA, TSANG





Sport Terminology

Terminologie du sport
As of FRI 23 AUG 2024

Term	Definition
Bounce over	An aerial trajectory shot aimed to bounce over a barrier ball to reach a specific target.
First ball	First ball delivered after the jack.
Lob	Used to secure court-position and make the next shot for the opponent difficult. An aerial shot played to move a target ball by attacking over another ball. Used to move a specific ball, which the player is unable to push off on the floor.
Placement	A shot played to deliver a ball in a specific area e.g. jack ball or scoring/defence space.
Push off	A shot in which the player pushes the opposition's ball away from a specific target. Used to create space for scoring opportunities.
Push on	A shot in which the player pushes their own ball closer into a target area e.g. jack ball or scoring space. Used to secure optimal court-position or to score points.
Ramp operator	An assistant for BC3 athletes who operates the ramp as directed by the athlete. Ramp operators are positioned inside their athlete's throwing box with their eyes averted from play.
Ricochet	A shot played to rebound off a ball into a scoring zone. Used to create optimal court-position by using a blocking ball.
Roll on top	A shot played with the intention of placing the ball on top of another ball. Used to score points or to defend the target ball.
Roll up and over	A shot played with the intention of the ball rolling up and over another ball. Used to score points or to deliver the ball into a specific or target area.
Smash	Usually a power shot, played along the ground to scatter multiple balls.

For further information, please consult: www.worldboccia.com

OUVRONS GRAND
RAND LES JEUX OUV
EN GAMES WIDE OF
WIDE OPEN GAMES
OUVRONS GRAND
RAND LES JEUX OUV
EN GAM WIDE OF
S WIDE O GAMES
OUVRONS GRAND
RAND LES JEUX OUV
EN GAMES WIDE OF
S WIDE OPEN GAMES
OUVRONS GRAND
RAND LES JEUX OUV

