

第13届冬季残疾人奥林匹克运动会  
The XIII Paralympic Winter Games



# 官方成绩册 Official Results Book

轮椅冰壶  
Wheelchair Curling



一起向未来  
Together for a Shared Future



# Version History

Version	Date	Created by	Comments
1.0	12 MAR 2022	Laura GONZALEZ RODRIGUEZ (VRM) Sue CHEONG (VRM) Mingyang XIANG (DVRM) Yifei YAO (DVRM)	First version



## Competition Format and Rules

### 竞赛规程

As of SAT 26 FEB 2022

#### PARALYMPIC COMPETITION FORMAT

Mixed wheelchair curling is the sport's sole event at the Beijing 2022 Paralympic Winter Games.

The mixed-gender teams normally number five players, including one alternate, and must include at least one female and one male athlete. Teams feature athletes who are unable to walk or can walk only short distances. This includes players with significant impairments in lower leg/gait function, such as spinal injury, cerebral palsy, multiple sclerosis or leg amputation, all of whom use a wheelchair for mobility.

A game is made up of eight ends. An end consists of each of the four playing team members delivering two stones alternately with the opponents' stones (for a total of eight stones per team). Stones can be delivered using a delivery stick and there is no sweeping.

#### Round-robin stage

All 12 teams in the event play in the initial round-robin stage, facing off against every other team (66 games in total).

At the end of this stage, the teams are ranked according to their win/loss record with the top four qualifying directly for the semi-finals.

The rankings for the 5th- to 12th-placed teams after the round-robin stage will be their final tournament placings.

#### Playoff stages

In the semifinals the top-ranked team from the round-robin stage plays the fourth-ranked team, and the second-ranked team will play the third-ranked team. The winners of these games progress to the gold-medal game while the losing teams contest the bronze-medal game.

#### Tiebreak rules

To determine a game's winning team, extra ends may be played until there is a winner.

Ties at the end of the round-robin stage between teams with the same win/loss record are handled by the following process:

- If two teams are tied, the team that won their round-robin game will be ranked higher.
- If three or more teams are tied, the record of the games between the tied teams decides the ranking. If this procedure provides a ranking for some teams but not all, then the record of the games between the remaining teams that are still tied determines the ranking.
- If the tie still cannot be broken, ranking will be determined using the Draw Shot Challenge (DSC). The team with the lesser DSC will be ranked higher.
- If the tie still exists, the best non-equal Last Stone Draw (LSD) result will decide.
- If the tie still exists, the higher World Curling Federation world ranking will decide.

The DSC is the average distance of all individual LSD stones which were delivered by a team during the round-robin stage. The two least favourable results will be eliminated before calculating the average distance. The team with the lower DSC receives the higher ranking.



## SPORT RULES AND PROCEDURES

The length of the sheet (playing surface) from the inside edges of the back boards is 45.72m. The width of the sheet from the inside edges of the side lines is 4.75m.

A game is made up of eight ends. An end consists of each of the four team members playing two stones alternately with the opponents' stones, for a total of eight stones per team.

When all stones for an end have been delivered, the score for that end is determined. The concentric circles at each end of the sheet comprise the scoring area, known as the house. The largest of these circles is 3.7m (12ft) in diameter. For each stone within the house and closer to the centre of the circles, the tee, than any of the opponents' stones, one point is scored. Every stone within 1.83m (6ft) of the tee is eligible to be counted. If two or more stones are so close to the tee that it is impossible to use a measuring device to determine the scoring stone, the determinations are made visually by the game umpire. If no decision can be made no points are awarded for these stones. The team scoring plays first in the next end, giving the opponents the last stone of that end. The team with more points at the conclusion of the game is the winner.

If the score is tied at the completion of the scheduled ends, play continues with extra end(s) and the team that scores first wins the game.

Each team must complete its play within 38 minutes. Each team is allowed to call one timeout of one minute during the regular ends of a game. Each team is allowed an additional timeout of one minute, and six minutes' additional playing time, for each extra end.

During a game, there are breaks of at least one minute after each end, five minutes at the completion of four ends, and one minute before any extra end. Coach interaction with the team is allowed only during a called timeout and the longer breaks.

For round-robin games, at the conclusion of a team's pre-game practice, two stones are delivered to the tee at the home end by different players, the first with clockwise rotation and the second anti-clockwise. The distances recorded for each stone are added together to give the team its last stone draw total for that game. The team with the lesser last stone draw total will have the choice of delivering the first or second stone in the first end of that game.

For post-round-robin games, the team with the better win/loss record has the choice of delivering the first or second stone of the first end. If the teams have the same record, the winner of their round-robin game will have the choice of delivering the first or second stone in the first end.

### Equipment

Stones are made of a rare, close and evenly grained granite quarried in Scotland, with handles attached. Stones are standardised for size and a maximum weight of 19.96kg. The World Curling Federation-approved stones are provided in most cases by the federation, although, for some championships, stones can be provided by the organising committee.

No player shall cause damage to the ice surface by means of equipment.

Teams must not use electronic communication equipment, or any device to modify the voice, during a game.

### Penalties/disqualification rules

There are usually no penalties or disqualifications in wheelchair curling unless a competitor has engaged in unacceptable conduct or has tested positive in doping control. Various scenarios surrounding penalties and disqualifications can be found within the WCF's Rules of Curling and Rules of Competition at [worldcurling.org/competitions/rules](http://worldcurling.org/competitions/rules).



## Protests

The chief umpire will decide on all protests and appeals in accordance with World Curling Federation rules. In the event of any appeal against an umpire's decision, the decision of the chief umpire will be final.

## Timing and scoring

Timing and scoring are provided by OMEGA in accordance with WCF rules and Paralympic Results and Information Services (PRIS).

## Team meetings

The team meetings will be held in the National Aquatics Centre on 3 March 2022.

## Victory Ceremonies

Victory Ceremonies, including the presentation of medals and gifts for gold, silver and bronze, the raising of flags and playing of the gold medallists' national anthem, will take place at the competition venue directly after the end of the gold-medal game.

## Competition uniforms

Uniforms worn during competition must comply with WCF rules.

## Participation numbers

Expected number of athletes: 60 – including a minimum of 12 female and a maximum of 48 female athletes and a minimum of 12 male and a maximum of 48 male athletes.

Expected number of teams: 12 – with five players per team, including a minimum of one female and one male player.

## DIFFERENCES FROM PYEONGCHANG 2018 PARALYMPIC GAMES

There are no tiebreaker games at Beijing 2022.

## DIFFERENCES FROM OLYMPIC GAMES

- Wheelchair curling consists of one mixed-gender tournament. Olympic curling has separate men's and women's tournaments and a mixed doubles event.
- Games in wheelchair curling consist of eight ends with a minimum of six ends required in each game compared with 10 ends in the men's and women's Olympic Curling tournaments (mixed curling in the Olympic Games also has eight ends).
- The thinking time for an eight-end game in wheelchair curling is 38 minutes, which is the same amount of time for a 10-end game in the men's and women's Olympic curling tournaments. Each team receives six minutes of thinking time for each extra end in wheelchair curling compared with four minutes 30 seconds in the men's and women's Olympic curling tournaments.
- No sweeping is permitted in wheelchair curling.

**Note:**  
For further information please visit [www.worldcurling.org](http://www.worldcurling.org)



## Medallists

奖牌获得者

Medal	NPC	Name	Position - Function
GOLD	CHN - People's Republic of China	WANG Haitao (M)	4 S
		CHEN Jianxin (M)	3 V
		ZHANG Mingliang (M)	2
		YAN Zhuo (F)	1
		SUN Yulong (M)	A
SILVER	SWE - Sweden	PETTERSSON-DAHL Viljo (M)	4 S
		PERSSON Ronny (M)	3
		ENGBORG Mats-Ola (M)	2
		ULANDER Kristina (F)	1 V
		JOHANSSON Sabina (F)	A
BRONZE	CAN - Canada	THURSTON Jon (M)	4
		FORREST Ina (F)	3 V
		THIESSEN Dennis (M)	2
		IDESON Mark (M)	1 S
		JOSEPH Collinda (F)	A

**Note:**

Position and function for each team member:

**4** = Fourth, **3** = Third, **2** = Second, **1** = Lead, **A** = Alternate, **S** = Skip, **V** = Vice-Skip

**Legend:**

**F** Female

**M** Male



## Final Standings

### 最终排名

Rank	Team	Players	Position - Function	Gender
1	CHN - People's Republic of China	WANG Haitao	4 S	M
		CHEN Jianxin	3 V	M
		ZHANG Mingliang	2	M
		YAN Zhuo	1	F
		SUN Yulong	A	M
2	SWE - Sweden	PETTERSSON-DAHL Viljo	4 S	M
		PERSSON Ronny	3	M
		ENGBORG Mats-Ola	2	M
		ULANDER Kristina	1 V	F
		JOHANSSON Sabina	A	F
3	CAN - Canada	THURSTON Jon	4	M
		FORREST Ina	3 V	F
		THIESSEN Dennis	2	M
		IDESON Mark	1 S	M
		JOSEPH Collinda	A	F
4	SVK - Slovakia	ZATKO Peter	4 V	M
		DURIS Radoslav	3 S	M
		PITONAK Dusan	2	M
		KUNKELOVA Monika	1	F
		KANOVA Alena	A	F
5	USA - United States of America	THUMS Matthew	4 S	M
		EMT Steve	3 V	M
		SAMSA Dave	2	M
		URANCHIMEG Batoyun	1	F
		WILSON Pamela	A	F
6	KOR - Republic of Korea	GO Seungnam	4 S	M
		JANG Jaehyuk	3	M
		JUNG Sunghun	2	M
		BAEK Hyejin	1 V	F
		YOON Eungu	A	M
7	NOR - Norway	STORDAHL Jostein	4 S	M
		SYVERSEN Ole Fredrik	3 V	M
		SKOGSTAD Geir Arne	2	M
		LOECHEN Sissel	1	F
		SVEBERG Mia	A	F
8	GBR - Great Britain	EWAN Gregor	4 V	M
		NIBLOE Hugh	3 S	M
		MELROSE David	2	M
		DAWSON-FARRELL Meggan	1	F
		SMITH Gary	A	M
9	LAT - Latvia	ROZKOVA Polina	4 S	F
		DJACENKO Sergejs	3	M
		LASMANS Agris	2	M
		BRIEDIS Ojars	1 V	M
		DIMBOVSKIS Aleksandrs	A	M
10	EST - Estonia	KOITMAE Andrei	4 S	M
		MURASOV Lauri	3 V	M
		MATAS Mait	2	M
		RIIDEBACH Katlin	1	F
		FALKENBERG Signe	A	F



## Final Standings

### 最终排名

Rank	Team	Players	Position - Function	Gender
11	SUI - Switzerland	BURGENER Hans	4 V	M
		KNEUBUEHL Laurent	3 S	M
		JAQUEROD Francoise	2	F
		MATHEZ Cynthia	1	F
		DELACRETAZ Patrick	A	M

**Note:**

Position and function for each team member:

**4** = Fourth, **3** = Third, **2** = Second, **1** = Lead, **A** = Alternate, **S** = Skip, **V** = Vice-Skip

**Legend:**

**F** Female

**M** Male



## Competition Summary

### 竞赛总结

Session	Date	Time	Sheet A	Sheet B	Sheet C	Sheet D
Session 1	SAT 5 MAR	14:35	SUI 2-9 SWE	CHN 3-7 CAN	SVK 9-3 USA	NOR 7-5 GBR
Session 2	SAT 5 MAR	19:35	LAT 8-4 KOR	USA 6-10 GBR		CAN 8-4 SUI
Session 3	SUN 6 MAR	9:35		SVK 3-9 NOR	CHN 1-5 SWE	
Session 4	SUN 6 MAR	14:35		SUI 8-7 KOR	CAN 10-3 LAT	EST 6-9 USA
Session 5	SUN 6 MAR	19:35	EST 3-9 CHN		KOR 9-4 NOR	SVK 4-8 LAT
Session 6	MON 7 MAR	9:35	USA 4-7 CAN	LAT 5-6 EST	SUI 1-15 GBR	
Session 7	MON 7 MAR	14:35	NOR 3-8 EST	KOR 4-9 CHN		LAT 9-7 SWE
Session 8	MON 7 MAR	19:35	CHN 7-4 SUI	GBR 3-7 SVK	SWE 6-3 CAN	USA 6-5 NOR
Session 9	TUE 8 MAR	9:35		SUI 7-9 LAT	GBR 10-5 EST	KOR 9-4 CAN
Session 10	TUE 8 MAR	14:35	SVK 7-2 KOR	SWE 6-4 EST	LAT 6-8 NOR	
Session 11	TUE 8 MAR	19:35	GBR 4-6 SWE	CAN 8-9 SVK	CHN 10-2 USA	NOR 8-5 SUI
Session 12	WED 9 MAR	9:35		NOR 6-8 SWE	EST 2-5 KOR	CHN 7-5 SVK
Session 13	WED 9 MAR	14:35	SWE 5-6 SVK	USA 8-5 SUI	NOR 4-7 CHN	CAN 6-3 GBR
Session 14	WED 9 MAR	19:35	KOR 8-6 GBR	EST 3-9 CAN	USA 8-7 LAT	
Session 15	THU 10 MAR	9:35	CAN 7-6 NOR	CHN 6-3 GBR	SVK 8-6 SUI	SWE 10-7 USA
Session 16	THU 10 MAR	14:35	SUI 6-8 EST	KOR 6-7 USA		GBR 8-4 LAT
Session 17	THU 10 MAR	19:35	LAT 2-9 CHN		KOR 10-4 SWE	SVK 7-6 EST
Semi-Finals	FRI 11 MAR	14:35	SVK 4-6 SWE		CHN 9-5 CAN	
Bronze Medal	FRI 11 MAR	19:35		SVK 3-8 CAN		
Gold Medal	SAT 12 MAR	14:35		CHN 8-3 SWE		

### Standings after Round Robin

Rank	Team	Games	Wins	Losses	
1	CHN - People's Republic of China	10	8	2	Q
2	SVK - Slovakia	10	7	3	Q w2
3	SWE - Sweden	10	7	3	Q w1
4	CAN - Canada	10	7	3	Q w0
5	USA - United States of America	10	5	5	w1
6	KOR - Republic of Korea	10	5	5	w0
7	NOR - Norway	10	4	6	w2
8	GBR - Great Britain	10	4	6	w1
9	LAT - Latvia	10	4	6	w0
10	EST - Estonia	10	3	7	
11	SUI - Switzerland	10	1	9	

## Competition Summary

### 竞赛总结

### Play-offs Bracket

Semi-finals	Finals	Final Standings
<p>1 <b>CHN</b> 9</p> <p>Sheet C</p> <p>4 <b>CAN</b> 5</p> <p>2 <b>SVK</b> 4</p> <p>Sheet A</p> <p>3 <b>SWE</b> 6</p>	<p><b>CHN</b> 8</p> <p>Sheet B</p> <p><b>SWE</b> 3</p> <p><b>CAN</b> 8</p> <p>Sheet B</p> <p><b>SVK</b> 3</p>	<p>1 CHN - People's Republic of China</p> <p>2 SWE - Sweden</p> <p>3 CAN - Canada</p> <p>4 SVK - Slovakia</p> <p>5 USA - United States of America</p> <p>6 KOR - Republic of Korea</p> <p>7 NOR - Norway</p> <p>8 GBR - Great Britain</p> <p>9 LAT - Latvia</p> <p>10 EST - Estonia</p> <p>11 SUI - Switzerland</p>

**Legend:**

**EE** Extra End

**Q** Qualified for the semi-finals

**wn** Number of wins (n) against tied teams



## Session Results and Standings 每轮比赛成绩和排名

Sheet	Game	Team	LSFE	1	2	3	4	5	6	7	8	Extra Ends	Total
B	12	CHN - People's Republic of China	*	0	1	0	0	4	0	3	X		8
	12	SWE - Sweden		0	0	1	1	0	1	0	X		3

## Play-offs Bracket

Semi-finals	Finals	Final Standings
<p>1 CHN 9 Sheet C</p> <p>4 CAN 5</p> <p>2 SVK 4 Sheet A</p> <p>3 SWE 6</p>	<p>CHN 8</p> <p>Sheet B</p> <p>CHN</p> <p>SWE 3</p> <p>CAN 8</p> <p>Sheet B</p> <p>CAN</p> <p>SVK 3</p>	<p>1 CHN - People's Republic of China</p> <p>2 SWE - Sweden</p> <p>3 CAN - Canada</p> <p>4 SVK - Slovakia</p> <p>5 USA - United States of America</p> <p>6 KOR - Republic of Korea</p> <p>7 NOR - Norway</p> <p>8 GBR - Great Britain</p> <p>9 LAT - Latvia</p> <p>10 EST - Estonia</p> <p>11 SUI - Switzerland</p>

**Legend:**

LSFE(\*) Last Stone First End

X Unplayed/unfinished end due to concession



## Game Results

### 比赛成绩

Sheet	Game	Team	LSFE	1	2	3	4	5	6	7	8	Extra Ends	Total
B	12	CHN - People's Republic of China	*	0	1	0	0	4	0	3	X		8
	12	SWE - Sweden		0	0	1	1	0	1	0	X		3

CHN - People's Republic of China			Shot Success		
			Game	All	
4	S	WANG Haitao	M	70%	68%
3	V	CHEN Jianxin	M	84%	73%
2		ZHANG Mingliang	M	93%	75%
1		YAN Zhuo	F	88%	74%
A		SUN Yulong	M	-	-
Team Total				83%	73%

Time remaining: 14 minutes 36 seconds

SWE - Sweden			Shot Success		
			Game	All	
4	S	PETTERSSON-DAHL Viljo	M	71%	67%
3		PERSSON Ronny	M	71%	60%
2		ENGBORG Mats-Ola	M	70%	70%
1	V	ULANDER Kristina	F	88%	74%
A		JOHANSSON Sabina	F	-	-
Team Total				75%	68%

Time remaining: 6 minutes 35 seconds

Time-out: End 5 - SWE stone 8

### Shot Success Analysis

CHN - People's Republic of China		⌚	⌚	Game	
4	WANG Haitao	Draws	2 75%	4 50%	6 58%
		Take-outs	6 71%	2 100%	8 78%
		Total	8 72%	6 67%	14 70%
3	CHEN Jianxin	Draws	4 94%	2 50%	6 79%
		Take-outs	6 83%	2 100%	8 88%
		Total	10 88%	4 75%	14 84%
2	ZHANG Mingliang	Draws	4 100%	0 -	4 100%
		Take-outs	7 100%	3 67%	10 90%
		Total	11 100%	3 67%	14 93%
1	YAN Zhuo	Draws	8 81%	1 75%	9 81%
		Take-outs	5 100%	0 -	5 100%
		Total	13 88%	1 75%	14 88%
A	SUN Yulong	Draws	0 -	0 -	0 -
		Take-outs	0 -	0 -	0 -
		Total	0 -	0 -	0 -
Team		Draws	18 88%	7 54%	25 78%
		Take-outs	24 89%	7 86%	31 88%
		Total	42 88%	14 70%	56 83%

SWE - Sweden		⌚	⌚	Game	
4	PETTERSSON-DAHL Viljo	Draws	5 90%	3 33%	8 69%
		Take-outs	4 88%	2 50%	6 75%
		Total	9 89%	5 40%	14 71%
3	PERSSON Ronny	Draws	3 83%	2 75%	5 80%
		Take-outs	7 64%	2 75%	9 67%
		Total	10 70%	4 75%	14 71%
2	ENGBORG Mats-Ola	Draws	4 56%	2 75%	6 63%
		Take-outs	7 71%	1 100%	8 75%
		Total	11 66%	3 83%	14 70%
1	ULANDER Kristina	Draws	9 97%	0 -	9 97%
		Take-outs	2 75%	3 67%	5 70%
		Total	11 93%	3 67%	14 88%
A	JOHANSSON Sabina	Draws	0 -	0 -	0 -
		Take-outs	0 -	0 -	0 -
		Total	0 -	0 -	0 -
Team		Draws	21 86%	7 57%	28 79%
		Take-outs	20 73%	8 69%	28 71%
		Total	41 79%	15 63%	56 75%

#### Note:

Position and function for each team member:

4 = Fourth, 3 = Third, 2 = Second, 1 = Lead, A = Alternate, S = Skip, V = Vice-Skip

#### Legend:

⌚ Clockwise

⌚ Counter-clockwise

F Female

LSFE(\*) Last Stone First End

M Male

X Unplayed/unfinished end due to concession



**Game - Shot by Shot**  
每投统计数据

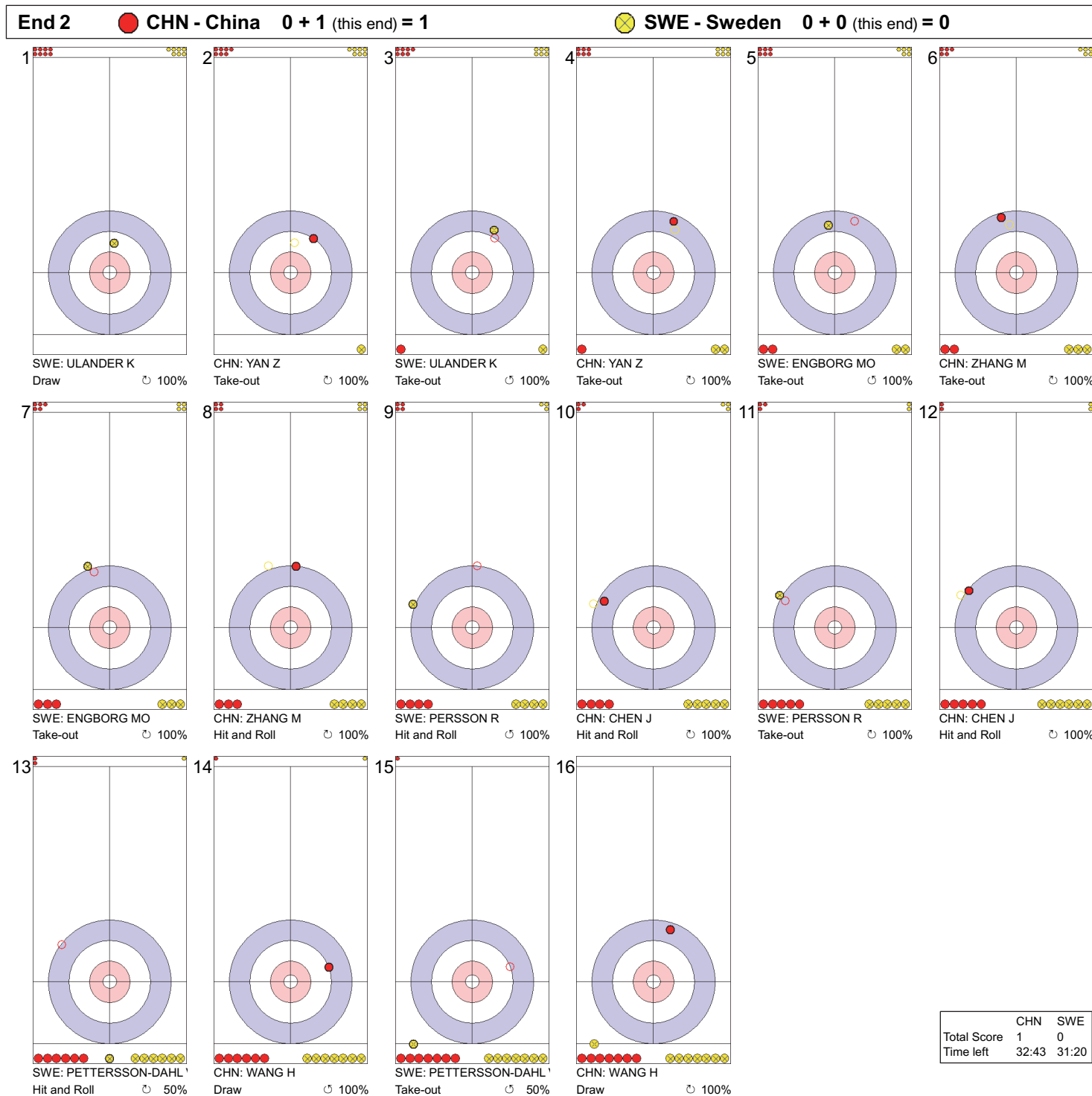


**Legend:**

↻ Clockwise      ↺ Counter-clockwise      - Not considered



Game - Shot by Shot  
每投统计数据



**Legend:**  
 ↻ Clockwise      ↺ Counter-clockwise      - Not considered



**Game - Shot by Shot**  
每投统计数据

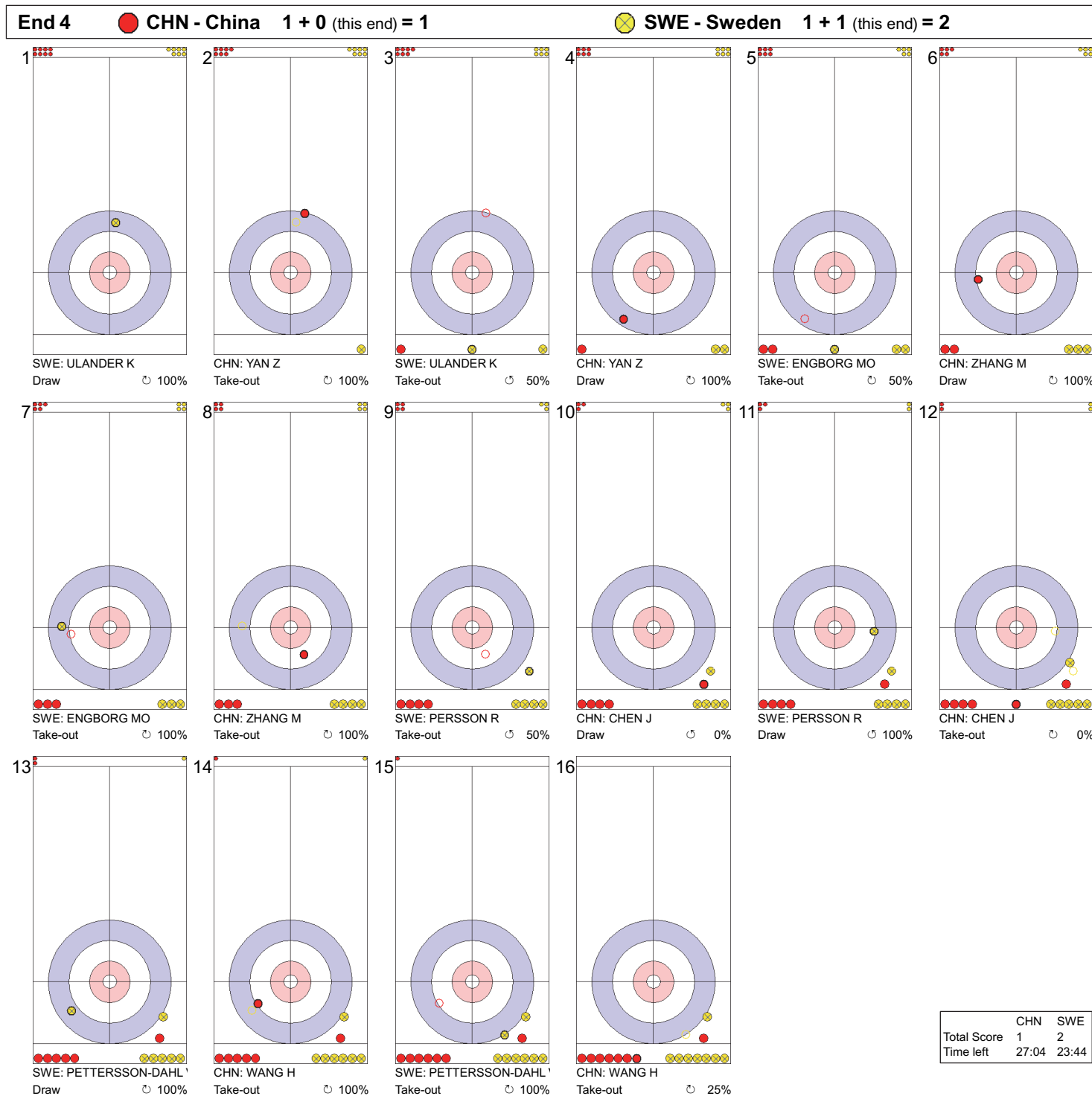


**Legend:**

↻ Clockwise      ↺ Counter-clockwise      - Not considered



Game - Shot by Shot  
每投统计数据



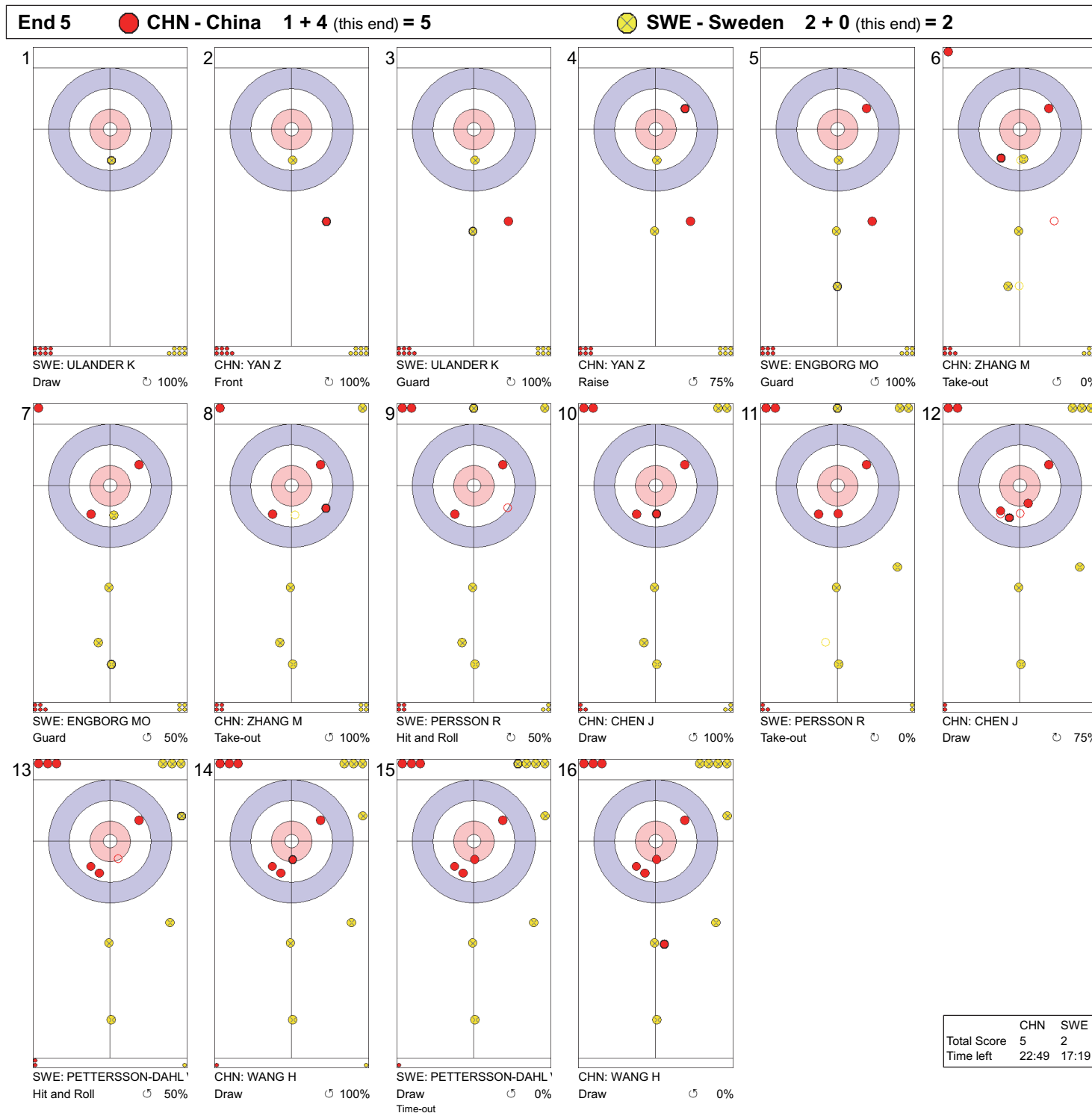
Legend:

↻ Clockwise      ↺ Counter-clockwise      - Not considered





**Game - Shot by Shot**  
每投统计数据

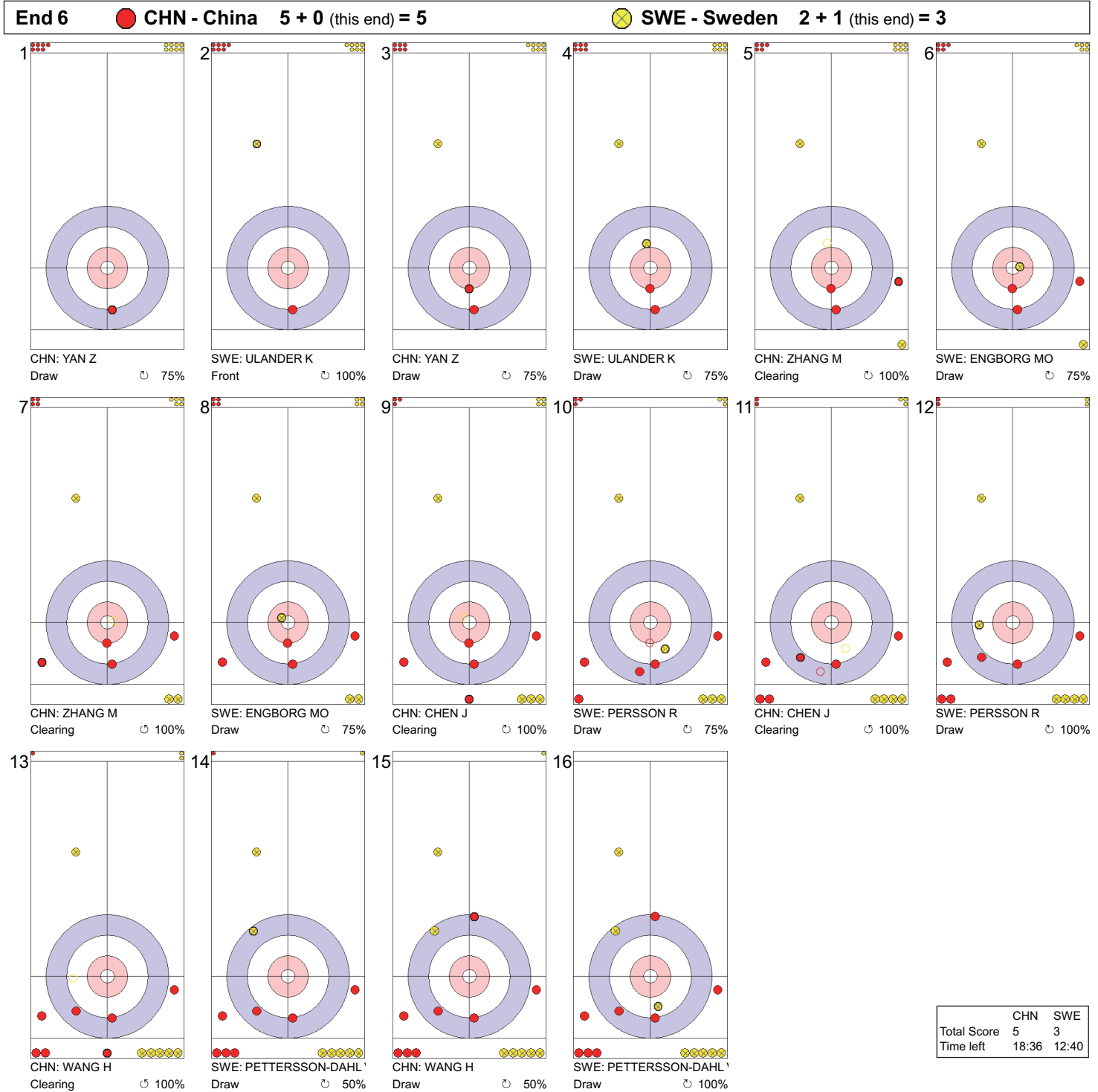


**Legend:**

↻ Clockwise      ↺ Counter-clockwise      - Not considered



Game - Shot by Shot  
每投统计数据



**Legend:**  
 ↻ Clockwise      ↺ Counter-clockwise      - Not considered



Game - Shot by Shot  
每投统计数据



Legend:

🕒 Clockwise      🕒 Counter-clockwise      - Not considered



## Game Review

### 比赛回顾

BEIJING - As the loudest and youngest rink in the tournament, defending champions China won their second Paralympic wheelchair curling gold on Saturday, with Sweden conceding before the start of the last end.

In a rematch of the 2021 world championship final, the Beijing 2022 hosts beat Sweden 8-3 at the same venue where the teams faced each other only a few months ago.

China had lost to Sweden, as well as Canada, in a rocky start to the round robin, but recovered to win eight matches in a row, before dispatching Canada in the semifinals.

In the gold-medal game, China took a 5-2 lead in the fifth end, when Sweden skip Viljo PETTERSSON-DAHL failed to clear four Chinese stones from the house.

Cheered on by a loud but respectful crowd, China pressed home their advantage with three more stones in the seventh end, forcing Sweden to concede.

"We all played very well today, we were very confident," skip WANG Haitao (CHN) said. "I'm really happy right now. We did our country proud. We didn't waste all the hard work put in over the last few years."

On Friday, Canada grabbed the bronze medal, as they did at PyeongChang 2018. It was a best-ever finish for their opponents Slovakia, who improved on their sixth place at Sochi 2014.

Another big improvement came from USA, who finished last four years ago but moved up to fifth at Beijing 2022 with a 5-5 win record.

OIS fe/lcm/bw/wc

Date: Sat 12 Mar Time: 17:19

## Cumulative Player Statistics by Team

### 队伍成员技术数据统计

### CHN - People's Republic of China

WANG Haitao M 4 S Left-handed

Type	↻	%	↺	%	Total	%
Draw	27	61	42	70	69	67
Front	0	-	0	-	0	-
Guard	2	100	3	33	5	60
Raise	0	-	2	50	2	50
Wick / Soft Peeling	0	-	0	-	0	-
Freeze	0	-	0	-	0	-
Take-out	26	71	18	78	44	74
Hit and Roll	2	88	5	75	7	79
Clearing	9	78	11	95	20	88
Double Take-out	4	56	8	44	12	48
Promotion Take-out	4	13	2	25	6	17
All Draws	29	64	47	67	76	66
All Take-outs	45	67	44	73	89	70
<b>Total</b>	<b>74</b>	<b>66</b>	<b>91</b>	<b>70</b>	<b>165</b>	<b>68</b>
Not considered					2	-

YAN Zhuo F 1 Right-handed

Type	↻	%	↺	%	Total	%
Draw	77	69	21	82	98	72
Front	13	100	4	88	17	97
Guard	0	-	0	-	0	-
Raise	0	-	3	67	3	67
Wick / Soft Peeling	5	40	1	0	6	33
Freeze	0	-	0	-	0	-
Take-out	38	82	3	50	41	79
Hit and Roll	1	100	1	0	2	50
Clearing	0	-	0	-	0	-
Double Take-out	2	75	0	-	2	75
Promotion Take-out	0	-	0	-	0	-
All Draws	95	72	29	78	124	73
All Take-outs	41	82	4	38	45	78
<b>Total</b>	<b>136</b>	<b>75</b>	<b>33</b>	<b>73</b>	<b>169</b>	<b>74</b>
Not considered					7	-

CHEN Jianxin M 3 V Left-handed

Type	↻	%	↺	%	Total	%
Draw	38	73	18	75	56	74
Front	0	-	1	100	1	100
Guard	5	85	2	13	7	64
Raise	2	50	1	0	3	33
Wick / Soft Peeling	0	-	0	-	0	-
Freeze	0	-	0	-	0	-
Take-out	24	59	27	83	51	72
Hit and Roll	8	81	4	75	12	79
Clearing	15	83	23	76	38	79
Double Take-out	2	75	1	50	3	67
Promotion Take-out	2	38	3	50	5	45
All Draws	45	73	22	67	67	71
All Take-outs	51	70	58	78	109	74
<b>Total</b>	<b>96</b>	<b>71</b>	<b>80</b>	<b>75</b>	<b>176</b>	<b>73</b>
Not considered					0	-

SUN Yulong M A Right-handed

Type	↻	%	↺	%	Total	%
Draw	0	-	0	-	0	-
Front	0	-	0	-	0	-
Guard	0	-	0	-	0	-
Raise	0	-	0	-	0	-
Wick / Soft Peeling	0	-	0	-	0	-
Freeze	0	-	0	-	0	-
Take-out	0	-	0	-	0	-
Hit and Roll	0	-	0	-	0	-
Clearing	0	-	0	-	0	-
Double Take-out	0	-	0	-	0	-
Promotion Take-out	0	-	0	-	0	-
All Draws	0	-	0	-	0	-
All Take-outs	0	-	0	-	0	-
<b>Total</b>	<b>0</b>	<b>-</b>	<b>0</b>	<b>-</b>	<b>0</b>	<b>-</b>
Not considered					0	-

ZHANG Mingliang M 2 Right-handed

Type	↻	%	↺	%	Total	%
Draw	37	72	21	55	58	66
Front	1	100	1	100	2	100
Guard	6	92	1	100	7	93
Raise	1	100	1	0	2	50
Wick / Soft Peeling	1	0	0	-	1	0
Freeze	0	-	0	-	0	-
Take-out	31	85	24	68	55	77
Hit and Roll	3	67	0	-	3	67
Clearing	20	95	19	78	39	87
Double Take-out	3	83	2	50	5	70
Promotion Take-out	0	-	2	25	2	25
All Draws	46	74	24	56	70	68
All Take-outs	57	87	47	69	104	79
<b>Total</b>	<b>103</b>	<b>81</b>	<b>71</b>	<b>65</b>	<b>174</b>	<b>75</b>
Not considered					2	-

Team: CHN - People's Republic of China

Type	↻	%	↺	%	Total	%
Draw	179	69	102	70	281	70
Front	14	100	6	92	20	98
Guard	13	90	6	38	19	74
Raise	3	67	7	43	10	50
Wick / Soft Peeling	6	33	1	0	7	29
Freeze	0	-	0	-	0	-
Take-out	119	76	72	75	191	76
Hit and Roll	14	80	10	68	24	75
Clearing	44	88	53	81	97	84
Double Take-out	11	70	11	45	22	58
Promotion Take-out	6	21	7	36	13	29
All Draws	215	71	122	68	337	70
All Take-outs	194	77	153	73	347	75
<b>Total</b>	<b>409</b>	<b>74</b>	<b>275</b>	<b>70</b>	<b>684</b>	<b>73</b>
Not considered					11	-

**Note:**  
Position and function for each team member:  
4 = Fourth, 3 = Third, 2 = Second, 1 = Lead, A = Alternate, S = Skip, V = Vice-Skip

**Legend:**  
↻ Clockwise      ↺ Counter-clockwise      F Female  
M Male



## Cumulative Player Statistics by Team

### 队伍成员技术数据统计

#### SWE - Sweden

PETTERSSON-DAHL Viljo

M 4 S Right-handed

Type	⌚	%	⌚	%	Total	%
Draw	42	74	38	53	80	64
Front	0	-	0	-	0	-
Guard	8	94	5	100	13	96
Raise	1	75	1	50	2	63
Wick / Soft Peeling	0	-	0	-	0	-
Freeze	0	-	0	-	0	-
Take-out	26	66	16	80	42	71
Hit and Roll	10	73	5	80	15	75
Clearing	7	64	3	75	10	68
Double Take-out	8	44	7	46	15	45
Promotion Take-out	4	75	1	0	5	60
All Draws	51	77	44	58	95	68
All Take-outs	55	65	32	70	87	66
<b>Total</b>	<b>106</b>	<b>71</b>	<b>76</b>	<b>63</b>	<b>182</b>	<b>67</b>
Not considered					2	-

ULANDER Kristina

F 1 V Right-handed

Type	⌚	%	⌚	%	Total	%
Draw	73	79	16	56	89	75
Front	31	83	3	100	34	85
Guard	10	88	0	-	10	88
Raise	1	0	0	-	1	0
Wick / Soft Peeling	4	13	0	-	4	13
Freeze	0	-	0	-	0	-
Take-out	26	69	14	71	40	70
Hit and Roll	0	-	0	-	0	-
Clearing	0	-	1	75	1	75
Double Take-out	1	50	0	-	1	50
Promotion Take-out	0	-	0	-	0	-
All Draws	119	78	19	63	138	76
All Take-outs	27	69	15	72	42	70
<b>Total</b>	<b>146</b>	<b>76</b>	<b>34</b>	<b>67</b>	<b>180</b>	<b>74</b>
Not considered					8	-

PERSSON Ronny

M 3 Right-handed

Type	⌚	%	⌚	%	Total	%
Draw	24	63	17	43	41	54
Front	2	50	0	-	2	50
Guard	18	69	8	72	26	70
Raise	3	50	2	50	5	50
Wick / Soft Peeling	0	-	0	-	0	-
Freeze	0	-	0	-	0	-
Take-out	39	63	21	64	60	63
Hit and Roll	6	42	6	79	12	60
Clearing	14	64	8	59	22	63
Double Take-out	8	56	7	57	15	57
Promotion Take-out	2	50	2	0	4	25
All Draws	47	64	27	52	74	59
All Take-outs	69	60	44	61	113	61
<b>Total</b>	<b>116</b>	<b>62</b>	<b>71</b>	<b>58</b>	<b>187</b>	<b>60</b>
Not considered					0	-

JOHANSSON Sabina

F A Right-handed

Type	⌚	%	⌚	%	Total	%
Draw	0	-	0	-	0	-
Front	0	-	0	-	0	-
Guard	0	-	0	-	0	-
Raise	0	-	0	-	0	-
Wick / Soft Peeling	0	-	0	-	0	-
Freeze	0	-	0	-	0	-
Take-out	0	-	0	-	0	-
Hit and Roll	0	-	0	-	0	-
Clearing	0	-	0	-	0	-
Double Take-out	0	-	0	-	0	-
Promotion Take-out	0	-	0	-	0	-
All Draws	0	-	0	-	0	-
All Take-outs	0	-	0	-	0	-
<b>Total</b>	<b>0</b>	<b>-</b>	<b>0</b>	<b>-</b>	<b>0</b>	<b>-</b>
Not considered					0	-

ENGBORG Mats-Ola

M 2 Right-handed

Type	⌚	%	⌚	%	Total	%
Draw	38	69	14	52	52	64
Front	5	80	0	-	5	80
Guard	16	70	10	93	26	79
Raise	1	0	0	-	1	0
Wick / Soft Peeling	0	-	0	-	0	-
Freeze	0	-	0	-	0	-
Take-out	38	64	20	73	58	67
Hit and Roll	1	100	0	-	1	100
Clearing	24	81	14	68	38	76
Double Take-out	3	67	1	50	4	63
Promotion Take-out	2	50	0	-	2	50
All Draws	60	69	24	69	84	69
All Take-outs	68	71	35	70	103	70
<b>Total</b>	<b>128</b>	<b>70</b>	<b>59</b>	<b>69</b>	<b>187</b>	<b>70</b>
Not considered					1	-

Team: SWE - Sweden

Type	⌚	%	⌚	%	Total	%
Draw	177	73	85	51	262	66
Front	38	81	3	100	41	82
Guard	52	77	23	87	75	80
Raise	6	38	3	50	9	42
Wick / Soft Peeling	4	13	0	-	4	13
Freeze	0	-	0	-	0	-
Take-out	129	65	71	71	200	68
Hit and Roll	17	63	11	80	28	70
Clearing	45	73	26	66	71	71
Double Take-out	20	53	15	52	35	52
Promotion Take-out	8	63	3	0	11	45
All Draws	277	73	114	60	391	69
All Take-outs	219	66	126	67	345	66
<b>Total</b>	<b>496</b>	<b>70</b>	<b>240</b>	<b>64</b>	<b>736</b>	<b>68</b>
Not considered					11	-

#### Note:

Position and function for each team member:

4 = Fourth, 3 = Third, 2 = Second, 1 = Lead, A = Alternate, S = Skip, V = Vice-Skip

#### Legend:

⌚ Clockwise

⌚ Counter-clockwise

F Female

M Male

## Scoring Analysis 得分分析

Team	Games	LSFE	Stolen Ends	Last Stone Eff.	Force Eff.	Points Scored							Total	Plus / Minus
						0	1	2	3	4	>4			
CHN	For	8	14	45%	60%	3	20	10	9	2	2	85	+38	
	Against	4	9			3	23	9	2	0	0	47		
CAN	For	6	14	46%	61%	2	20	14	6	4	0	82	+20	
	Against	6	11			2	24	9	4	2	0	62		
GBR	For	2	16	34%	56%	0	21	7	5	3	1	67	+11	
	Against	8	11			1	19	14	3	0	0	56		
SWE	For	5	24	32%	63%	3	26	13	6	0	1	75	+11	
	Against	7	16			2	27	6	4	2	1	64		
KOR	For	7	11	39%	39%	0	17	12	2	3	1	64	+5	
	Against	3	14			2	21	12	3	0	1	59		
SVK	For	6	17	29%	54%	2	26	12	3	2	1	72	+1	
	Against	6	18			0	26	11	5	2	0	71		
NOR	For	4	13	36%	50%	2	18	15	4	0	0	60	-4	
	Against	6	12			1	19	14	3	2	0	64		
LAT	For	5	18	26%	15%	0	25	9	6	0	0	61	-10	
	Against	5	12			1	8	12	9	3	0	71		
USA	For	7	6	38%	35%	2	13	13	3	3	0	60	-15	
	Against	3	16			2	17	13	6	1	2	75		
EST	For	4	13	18%	36%	2	17	11	4	0	0	51	-18	
	Against	6	19			0	21	14	4	2	0	69		
SUI	For	5	8	30%	31%	0	19	10	3	0	0	48	-39	
	Against	5	16			2	17	12	8	3	2	87		
Total	59		154			16	222	126	51	17	6	725		

**Note:**  
 Stolen ends are the ends won without the last stone advantage.  
 Last Stone Efficiency: Scoring two or more points with last stone advantage.  
 Force Efficiency: Forcing the opponent team to score only one point when they have the last stone advantage.

**Legend:**  
 >4 More than four points scored      Eff. Efficiency      LSFE Last Stone First End

## Summary of Big Ends

### 大分局总结

Points Scored	By	Against	Session	End	Game Result
5	CHN - People's Republic of China	USA - United States of America	11	2	10 : 2
5	CHN - People's Republic of China	KOR - Republic of Korea	7	6	9 : 4
5	GBR - Great Britain	SUI - Switzerland	6	3	15 : 1
5	KOR - Republic of Korea	SWE - Sweden	17	6	10 : 4
5	SVK - Slovakia	SUI - Switzerland	15	7	8 : 6
5	SWE - Sweden	USA - United States of America	15	7	10 : 7
4	CAN - Canada	SVK - Slovakia	BM	8	8 : 3
4	CAN - Canada	SVK - Slovakia	11	6	8 : 9
4	CAN - Canada	LAT - Latvia	4	5	10 : 3
4	CAN - Canada	LAT - Latvia	4	1	10 : 3
4	GBR - Great Britain	EST - Estonia	9	5	10 : 5
4	GBR - Great Britain	SUI - Switzerland	6	6	15 : 1
4	GBR - Great Britain	SUI - Switzerland	6	1	15 : 1
4	KOR - Republic of Korea	CAN - Canada	9	6	9 : 4
4	KOR - Republic of Korea	NOR - Norway	5	7	9 : 4
4	KOR - Republic of Korea	SUI - Switzerland	4	2	7 : 8
4	USA - United States of America	SWE - Sweden	15	5	7 : 10
4	USA - United States of America	LAT - Latvia	14	4	8 : 7
4	USA - United States of America	EST - Estonia	4	5	9 : 6
4	CHN - People's Republic of China	SWE - Sweden	GM	5	8 : 3
4	CHN - People's Republic of China	NOR - Norway	13	8	7 : 4
4	SVK - Slovakia	CAN - Canada	11	5	9 : 8
4	SVK - Slovakia	USA - United States of America	1	2	9 : 3

**Note:**  
Big ends are defined as ends with a score of four or more points.

**Legend:**  
**BM** Bronze medal game      **GM** Gold medal game



**Time-out Statistics**  
暂停数据统计

Team	Games	Number of Time-outs	Average Shot Success on Next Stone
GBR - Great Britain	10	6	87%
USA - United States of America	10	6	83%
KOR - Republic of Korea	10	8	75%
EST - Estonia	10	7	64%
SUI - Switzerland	10	9	63%
LAT - Latvia	10	6	62%
NOR - Norway	10	11	61%
SWE - Sweden	12	10	60%
CAN - Canada	12	8	59%
CHN - People's Republic of China	12	5	55%
SVK - Slovakia	12	10	42%
Total	59	86	63%



**Game Results**

比赛成绩

Sheet	Game	Team	LSFE	1	2	3	4	5	6	7	8	Extra	Ends	Total
B	12	SVK - Slovakia	*	0	0	0	2	0	0	1	0			3
	12	CAN - Canada		1	1	0	0	1	1	0	4			8

SVK - Slovakia			Shot Success		
			Game	All	
4	V	ZATKO Peter	M	34%	57%
3	S	DURIS Radoslav	M	67%	65%
2		PITONAK Dusan	M	66%	64%
1		KUNKELOVA Monika	F	88%	72%
A		KANOVA Alena	F	-	-
Team Total				64%	65%

CAN - Canada			Shot Success		
			Game	All	
4		THURSTON Jon	M	81%	68%
3	V	FORREST Ina	F	67%	69%
2		THIESSEN Dennis	M	80%	67%
1	S	IDESON Mark	M	84%	83%
A		JOSEPH Collinda	F	-	75%
Team Total				78%	72%

Time remaining: 4 minutes 36 seconds

Time-out: End 8 - SVK stone 8

Time remaining: 0 minutes 50 seconds

Time-out: End 6 - CAN stone 7

**Shot Success Analysis**

SVK - Slovakia		🕒	🕒	Game	
4	ZATKO Peter	Draws	2 0%	6 29%	8 22%
		Take-outs	1 0%	7 54%	8 47%
		Total	3 0%	13 42%	16 34%
3	DURIS Radoslav	Draws	5 60%	3 50%	8 56%
		Take-outs	5 85%	3 67%	8 78%
		Total	10 73%	6 58%	16 67%
2	PITONAK Dusan	Draws	4 63%	0 -	4 63%
		Take-outs	7 86%	5 40%	12 67%
		Total	11 77%	5 40%	16 66%
1	KUNKELOVA Monika	Draws	11 86%	2 100%	13 88%
		Take-outs	3 83%	0 -	3 83%
		Total	14 86%	2 100%	16 88%
A	KANOVA Alena	Draws	0 -	0 -	0 -
		Take-outs	0 -	0 -	0 -
		Total	0 -	0 -	0 -
Team		Draws	22 68%	11 48%	33 61%
		Take-outs	16 80%	15 52%	31 66%
		Total	38 73%	26 50%	64 64%

CAN - Canada		🕒	🕒	Game	
4	THURSTON Jon	Draws	4 94%	3 75%	7 86%
		Take-outs	5 80%	4 75%	9 78%
		Total	9 86%	7 75%	16 81%
3	FORREST Ina	Draws	3 42%	0 -	3 42%
		Take-outs	7 82%	6 63%	13 73%
		Total	10 70%	6 63%	16 67%
2	THIESSEN Dennis	Draws	3 92%	1 100%	4 94%
		Take-outs	8 63%	4 100%	12 75%
		Total	11 70%	5 100%	16 80%
1	IDESON Mark	Draws	11 95%	4 75%	15 90%
		Take-outs	1 0%	0 -	1 0%
		Total	12 88%	4 75%	16 84%
A	JOSEPH Collinda	Draws	0 -	0 -	0 -
		Take-outs	0 -	0 -	0 -
		Total	0 -	0 -	0 -
Team		Draws	21 87%	8 78%	29 84%
		Take-outs	21 70%	14 77%	35 73%
		Total	42 79%	22 77%	64 78%

**Note:**  
Position and function for each team member:  
4 = Fourth, 3 = Third, 2 = Second, 1 = Lead, A = Alternate, S = Skip, V = Vice-Skip

**Legend:**  
🕒 Clockwise                      🕒 Counter-clockwise                      F Female  
LSFE(\*) Last Stone First End                      M Male

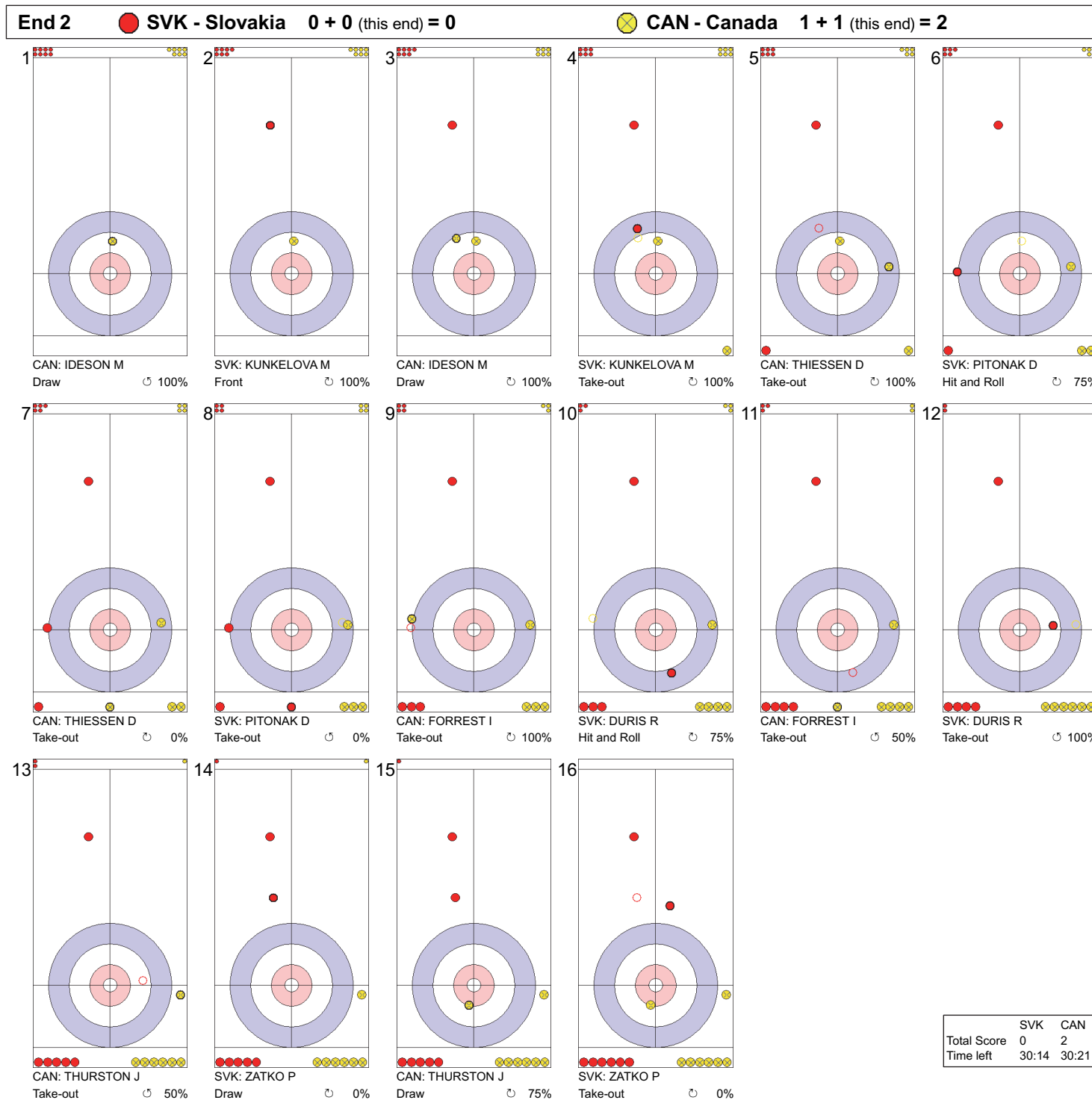
**Game - Shot by Shot**  
 每投统计数据



**Legend:**  
 ↻ Clockwise      ↺ Counter-clockwise      - Not considered



Game - Shot by Shot  
每投统计数据



Legend:

↻ Clockwise      ↺ Counter-clockwise      - Not considered



**Game - Shot by Shot**  
每投统计数据

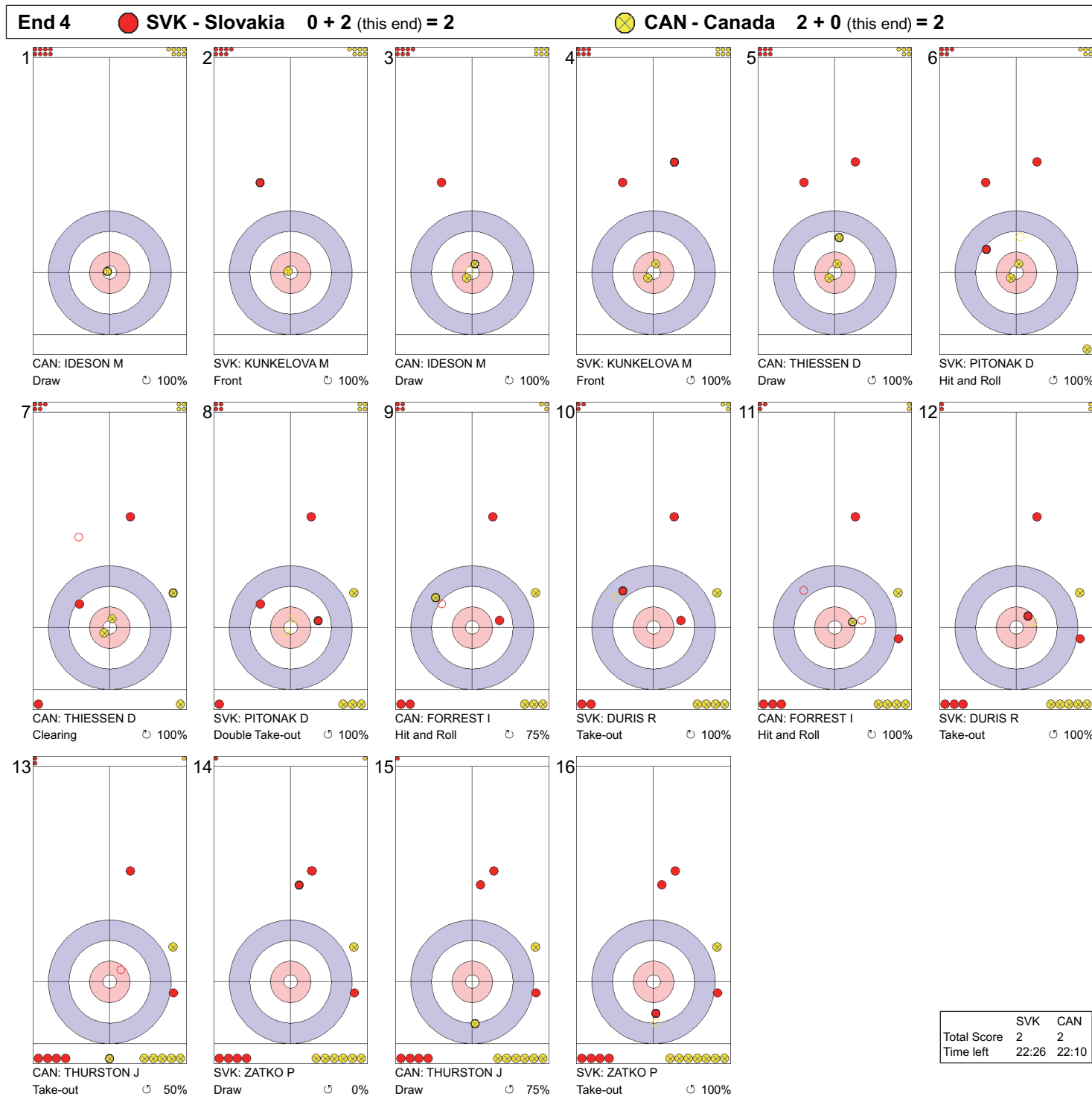


**Legend:**

↻ Clockwise      ↺ Counter-clockwise      - Not considered



Game - Shot by Shot  
每投统计数据

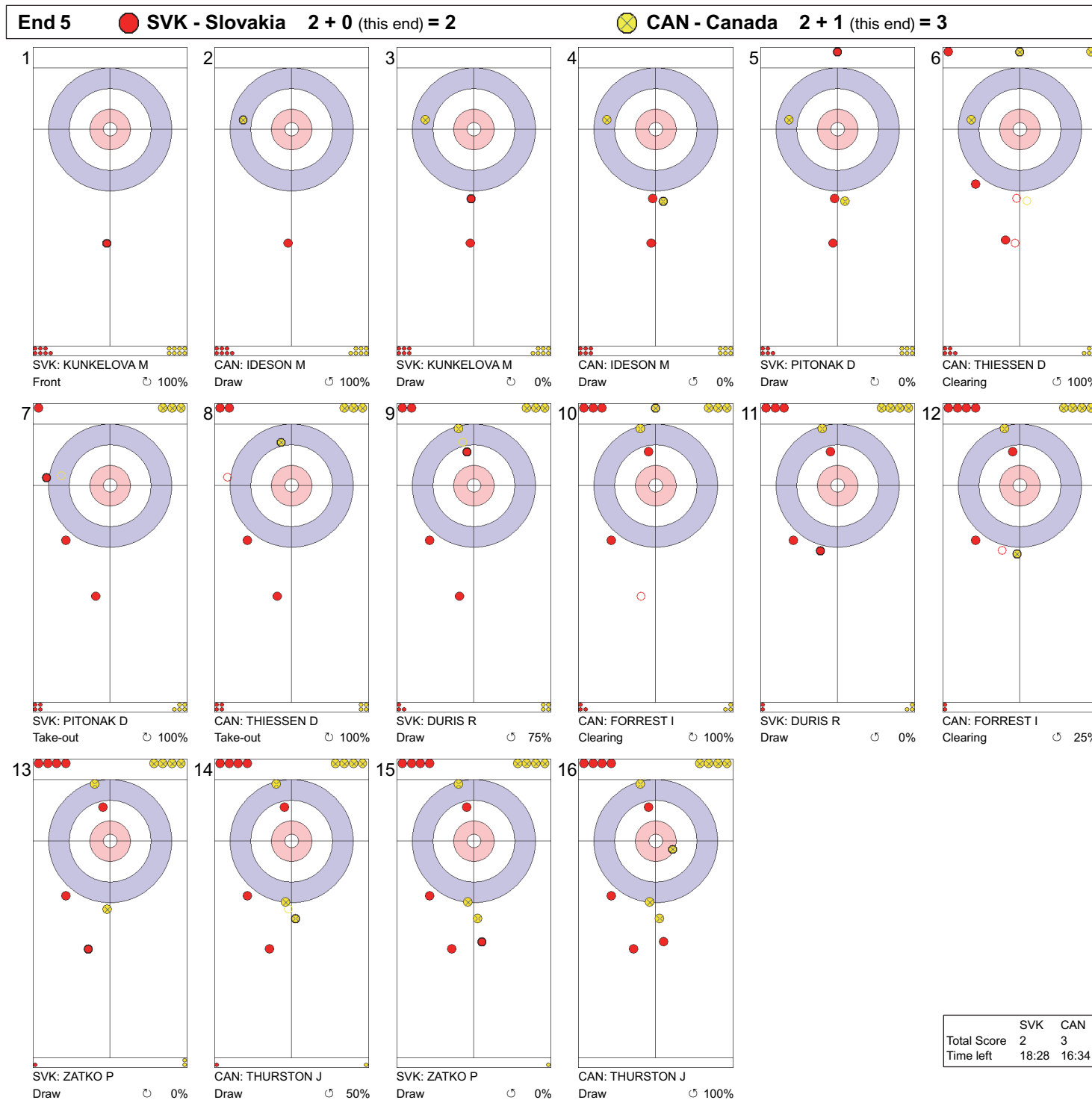


Legend:

↻ Clockwise      ↺ Counter-clockwise      - Not considered



Game - Shot by Shot  
每投统计数据

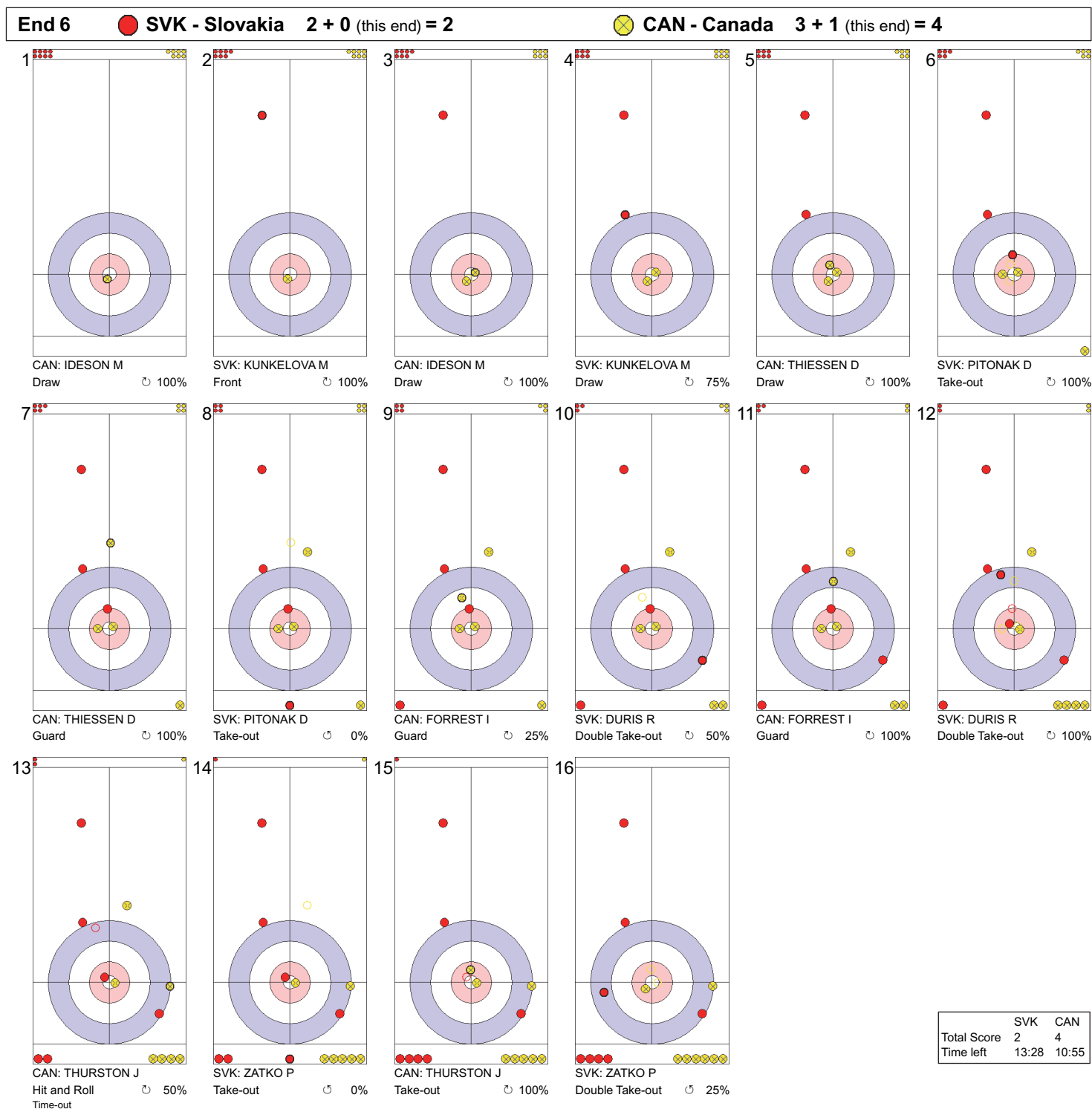


Legend:

↻ Clockwise      ↺ Counter-clockwise      - Not considered



**Game - Shot by Shot**  
每投统计数据



**Legend:**

↻ Clockwise      ↺ Counter-clockwise      - Not considered





Game - Shot by Shot  
每投统计数据

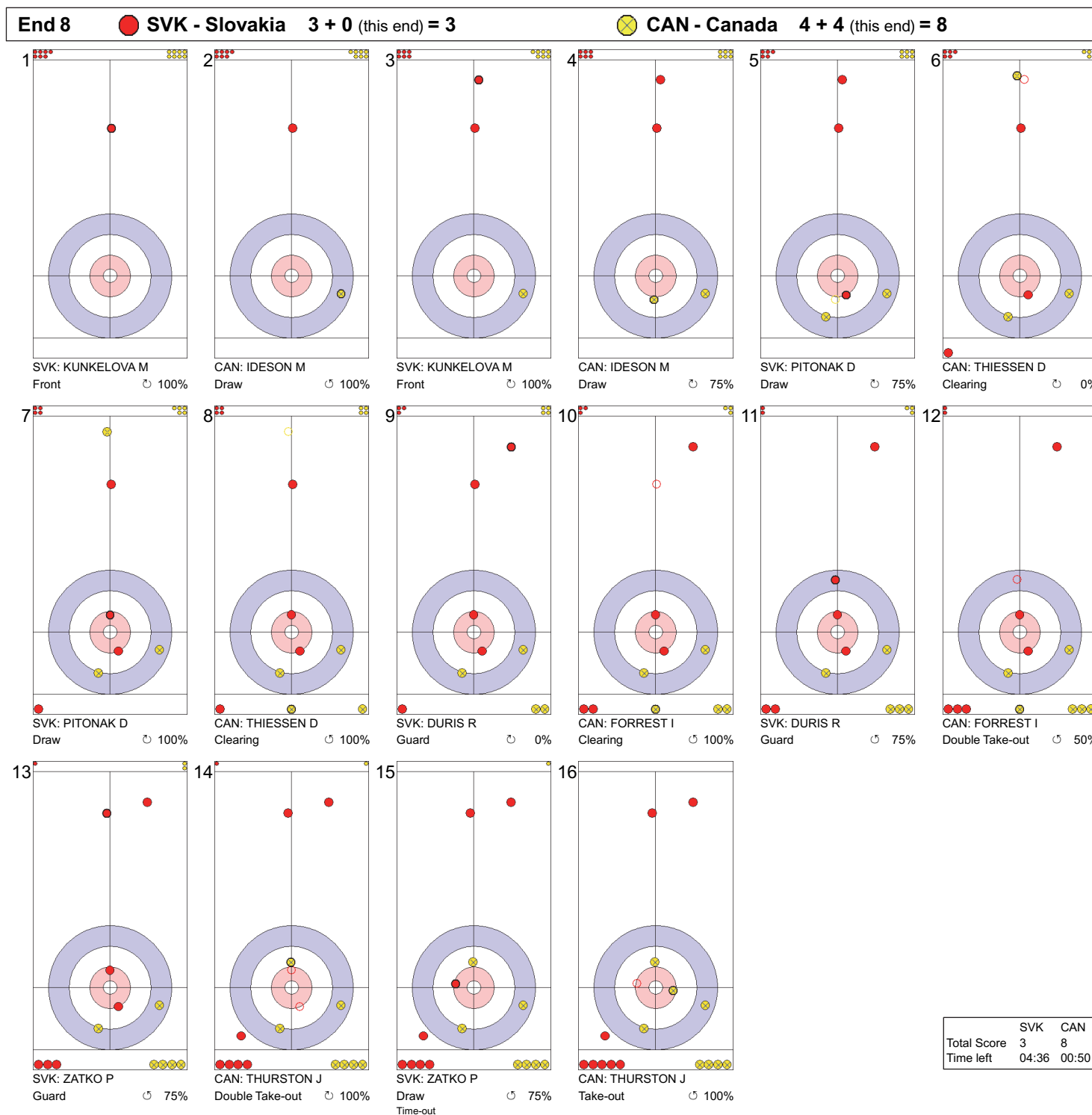


Legend:

↻ Clockwise      ↺ Counter-clockwise      - Not considered



**Game - Shot by Shot**  
每投统计数据



**Legend:**

↻ Clockwise      ↺ Counter-clockwise      - Not considered



## Game Review

### 比赛回顾

BEIJING – Even with bronze in the bag, Canada skip Mark IDESON (CAN) remained tight-lipped about the exact location of the “lucky loonie” that he believes helped lift his team to victory.

All he would reveal was that it was somewhere around sheet B, where Canada beat Slovakia 8-3 on Friday at the National Aquatics Centre to finish third in the wheelchair curling competition.

“Sorry guys, I can’t give up the spot,” he said. “Everybody touched it before we (played). We scoped it out before the tournament where the championship game was going to be. (Coach) Mick (LIZMORE) and I found a quiet moment to hide it.”

The tradition dates back to Olympic Winter Games Salt Lake City 2002, when a Canadian ice-maker buried what proved to be a “lucky loonie” under centre ice at the ice hockey arena. The Canadian men’s and women’s teams both won gold, and the coin is today in the Hockey Hall of Fame.

And now, it has resulted in another tradition continued: a Canadian wheelchair curling side on the Paralympic podium. Canada have never missed out on a medal since the mixed team event was introduced at the Turin 2006 Games.

Jon THURSTON (CAN), whose double take-out with his penultimate stone was crucial for the win, said: “It’s great to get a win. This was a battle. Mark (IDESON) called a heck of a game.

“Like we’ve done a lot this week, I just confirmed with Mark the spot and how to throw it. We actually practised a little bit before the game in that spot so I felt comfortable with it. Threw a positive and we got the result we wanted.”

Vice-skip Ina FORREST (CAN) now adds to her two golds and a bronze from the past three Games. She said: “It never gets old. The heart’s just pounding ... just breathless.”

Putting the disappointment of a loss to China in the semifinal earlier in the day was crucial in coming back strongly.

She said: “We’re proud to be bronze medallists. If you’re still in the hunt for a medal, you just come back and play as hard as you can. It doesn’t matter the colour.”

Despite being just outside the medals, fourth is Slovakia’s best-ever finish at the Games, improving on their sixth place at Sochi 2014.

Skip Radoslav DURIS (SVK) said: “(We are) much improved from Sochi, which was eight years passed. We had two chances to win a medal but we did not pass it. Fourth place is really good for us, but a medal is a medal.”

Hosts China play Sweden for gold on Saturday, in a repeat of the world championship final.

Issued by: OIS mc/pp/lcm  
Date: Fri 11 Mar Time: 22:50

## Cumulative Player Statistics by Team

### 队伍成员技术数据统计

#### CAN - Canada

THURSTON Jon		M 4		Right-handed			
Type	↻	%	↻	%	Total	%	
Draw	45	70	36	81	81	75	
Front	0	-	0	-	0	-	
Guard	1	75	5	100	6	96	
Raise	1	100	0	-	1	100	
Wick / Soft Peeling	0	-	0	-	0	-	
Freeze	0	-	0	-	0	-	
Take-out	29	66	27	63	56	64	
Hit and Roll	6	46	6	42	12	44	
Clearing	4	50	5	70	9	61	
Double Take-out	3	100	3	58	6	79	
Promotion Take-out	3	0	2	13	5	5	
All Draws	47	71	41	84	88	77	
All Take-outs	45	59	43	58	88	59	
<b>Total</b>	<b>92</b>	<b>65</b>	<b>84</b>	<b>71</b>	<b>176</b>	<b>68</b>	
Not considered					1	-	

IDESON Mark		M 1 S		Right-handed			
Type	↻	%	↻	%	Total	%	
Draw	56	86	43	84	99	85	
Front	15	93	25	92	40	93	
Guard	1	75	4	100	5	95	
Raise	0	-	1	100	1	100	
Wick / Soft Peeling	0	-	1	100	1	100	
Freeze	0	-	0	-	0	-	
Take-out	21	71	8	38	29	62	
Hit and Roll	1	100	0	-	1	100	
Clearing	1	50	1	100	2	75	
Double Take-out	2	50	0	-	2	50	
Promotion Take-out	0	-	0	-	0	-	
All Draws	72	87	74	88	146	88	
All Take-outs	25	70	9	44	34	63	
<b>Total</b>	<b>97</b>	<b>83</b>	<b>83</b>	<b>83</b>	<b>180</b>	<b>83</b>	
Not considered					6	-	

FORREST Ina		F 3 V		Left-handed			
Type	↻	%	↻	%	Total	%	
Draw	31	61	28	73	59	67	
Front	0	-	0	-	0	-	
Guard	6	54	8	72	14	64	
Raise	3	100	1	75	4	94	
Wick / Soft Peeling	0	-	0	-	0	-	
Freeze	0	-	0	-	0	-	
Take-out	29	59	34	77	63	69	
Hit and Roll	6	67	1	100	7	71	
Clearing	12	79	12	83	24	81	
Double Take-out	6	67	5	50	11	59	
Promotion Take-out	1	100	2	50	3	67	
All Draws	40	63	37	73	77	68	
All Take-outs	54	66	54	75	108	71	
<b>Total</b>	<b>94</b>	<b>65</b>	<b>91</b>	<b>74</b>	<b>185</b>	<b>69</b>	
Not considered					0	-	

JOSEPH Collinda		F A		Right-handed			
Type	↻	%	↻	%	Total	%	
Draw	3	67	6	92	9	83	
Front	0	-	0	-	0	-	
Guard	1	75	1	100	2	88	
Raise	1	100	0	-	1	100	
Wick / Soft Peeling	0	-	0	-	0	-	
Freeze	0	-	0	-	0	-	
Take-out	1	50	0	-	1	50	
Hit and Roll	0	-	0	-	0	-	
Clearing	0	-	0	-	0	-	
Double Take-out	1	50	1	50	2	50	
Promotion Take-out	1	25	0	-	1	25	
All Draws	5	75	7	93	12	85	
All Take-outs	3	42	1	50	4	44	
<b>Total</b>	<b>8</b>	<b>63</b>	<b>8</b>	<b>88</b>	<b>16</b>	<b>75</b>	
Not considered					0	-	

THIESSEN Dennis		M 2		Left-handed			
Type	↻	%	↻	%	Total	%	
Draw	15	45	32	72	47	63	
Front	0	-	1	100	1	100	
Guard	4	75	5	95	9	86	
Raise	0	-	0	-	0	-	
Wick / Soft Peeling	0	-	0	-	0	-	
Freeze	0	-	0	-	0	-	
Take-out	25	64	41	61	66	62	
Hit and Roll	5	85	3	67	8	78	
Clearing	13	75	20	75	33	75	
Double Take-out	3	67	1	50	4	63	
Promotion Take-out	0	-	0	-	0	-	
All Draws	19	51	38	76	57	68	
All Take-outs	46	70	65	65	111	67	
<b>Total</b>	<b>65</b>	<b>64</b>	<b>103</b>	<b>69</b>	<b>168</b>	<b>67</b>	
Not considered					2	-	

Team: CAN - Canada							
Type	↻	%	↻	%	Total	%	
Draw	150	72	145	79	295	75	
Front	15	93	26	92	41	93	
Guard	13	65	23	89	36	81	
Raise	5	100	2	88	7	96	
Wick / Soft Peeling	0	-	1	100	1	100	
Freeze	0	-	0	-	0	-	
Take-out	105	64	110	65	215	65	
Hit and Roll	18	67	10	55	28	63	
Clearing	30	73	38	78	68	75	
Double Take-out	15	70	10	53	25	63	
Promotion Take-out	5	25	4	31	9	28	
All Draws	183	74	197	82	380	78	
All Take-outs	173	65	172	66	345	65	
<b>Total</b>	<b>356</b>	<b>70</b>	<b>369</b>	<b>74</b>	<b>725</b>	<b>72</b>	
Not considered					9	-	

**Note:**  
Position and function for each team member:  
4 = Fourth, 3 = Third, 2 = Second, 1 = Lead, A = Alternate, S = Skip, V = Vice-Skip

**Legend:**  
↻ Clockwise      ↻ Counter-clockwise      F Female  
M Male

## Cumulative Player Statistics by Team

### 队伍成员技术数据统计

### SVK - Slovakia

ZATKO Peter M 4 V Right-handed

Type	⌚	%	⌚	%	Total	%
Draw	31	56	30	51	61	54
Front	0	-	0	-	0	-
Guard	8	78	9	81	17	79
Raise	5	60	3	25	8	47
Wick / Soft Peeling	0	-	0	-	0	-
Freeze	0	-	0	-	0	-
Take-out	32	56	28	63	60	60
Hit and Roll	4	63	4	69	8	66
Clearing	1	100	3	100	4	100
Double Take-out	9	36	9	44	18	40
Promotion Take-out	2	50	5	35	7	39
All Draws	44	61	42	55	86	58
All Take-outs	48	54	49	60	97	57
<b>Total</b>	<b>92</b>	<b>57</b>	<b>91</b>	<b>58</b>	<b>183</b>	<b>57</b>
Not considered					0	-

KUNKELOVA Monika F 1 Right-handed

Type	⌚	%	⌚	%	Total	%
Draw	65	66	10	58	75	65
Front	50	94	17	63	67	86
Guard	4	69	0	-	4	69
Raise	0	-	0	-	0	-
Wick / Soft Peeling	0	-	0	-	0	-
Freeze	0	-	0	-	0	-
Take-out	29	67	4	25	33	62
Hit and Roll	0	-	0	-	0	-
Clearing	0	-	0	-	0	-
Double Take-out	4	38	1	50	5	40
Promotion Take-out	0	-	0	-	0	-
All Draws	119	78	27	61	146	75
All Take-outs	33	64	5	30	38	59
<b>Total</b>	<b>152</b>	<b>75</b>	<b>32</b>	<b>56</b>	<b>184</b>	<b>72</b>
Not considered					2	-

DURIS Radoslav M 3 S Right-handed

Type	⌚	%	⌚	%	Total	%
Draw	36	65	28	59	64	62
Front	0	-	1	100	1	100
Guard	8	47	8	94	16	70
Raise	6	79	1	100	7	82
Wick / Soft Peeling	0	-	0	-	0	-
Freeze	0	-	0	-	0	-
Take-out	46	64	19	68	65	65
Hit and Roll	7	93	2	100	9	94
Clearing	3	50	2	100	5	70
Double Take-out	12	67	2	50	14	64
Promotion Take-out	3	8	2	0	5	5
All Draws	50	64	38	68	88	66
All Take-outs	71	64	27	67	98	65
<b>Total</b>	<b>121</b>	<b>64</b>	<b>65</b>	<b>68</b>	<b>186</b>	<b>65</b>
Not considered					0	-

KANOVA Alena F A Right-handed

Type	⌚	%	⌚	%	Total	%
Draw	0	-	0	-	0	-
Front	0	-	0	-	0	-
Guard	0	-	0	-	0	-
Raise	0	-	0	-	0	-
Wick / Soft Peeling	0	-	0	-	0	-
Freeze	0	-	0	-	0	-
Take-out	0	-	0	-	0	-
Hit and Roll	0	-	0	-	0	-
Clearing	0	-	0	-	0	-
Double Take-out	0	-	0	-	0	-
Promotion Take-out	0	-	0	-	0	-
All Draws	0	-	0	-	0	-
All Take-outs	0	-	0	-	0	-
<b>Total</b>	<b>0</b>	<b>-</b>	<b>0</b>	<b>-</b>	<b>0</b>	<b>-</b>
Not considered					0	-

PITONAK Dusan M 2 Right-handed

Type	⌚	%	⌚	%	Total	%
Draw	41	62	18	50	59	58
Front	3	92	2	100	5	95
Guard	6	83	8	75	14	79
Raise	4	88	1	100	5	90
Wick / Soft Peeling	1	100	0	-	1	100
Freeze	0	-	0	-	0	-
Take-out	51	62	16	36	67	56
Hit and Roll	3	75	5	80	8	78
Clearing	8	88	4	75	12	83
Double Take-out	7	57	4	75	11	64
Promotion Take-out	2	88	2	38	4	63
All Draws	55	69	29	62	84	66
All Take-outs	71	65	31	53	102	62
<b>Total</b>	<b>126</b>	<b>67</b>	<b>60</b>	<b>58</b>	<b>186</b>	<b>64</b>
Not considered					0	-

Team: SVK - Slovakia

Type	⌚	%	⌚	%	Total	%
Draw	173	63	86	54	259	60
Front	53	94	20	69	73	87
Guard	26	68	25	83	51	75
Raise	15	75	5	55	20	70
Wick / Soft Peeling	1	100	0	-	1	100
Freeze	0	-	0	-	0	-
Take-out	158	62	67	56	225	60
Hit and Roll	14	80	11	80	25	80
Clearing	12	79	9	89	21	83
Double Take-out	32	52	16	53	48	53
Promotion Take-out	7	43	9	28	16	34
All Draws	268	71	136	62	404	68
All Take-outs	223	62	112	58	335	61
<b>Total</b>	<b>491</b>	<b>67</b>	<b>248</b>	<b>60</b>	<b>739</b>	<b>65</b>
Not considered					2	-

**Note:**  
Position and function for each team member:  
4 = Fourth, 3 = Third, 2 = Second, 1 = Lead, A = Alternate, S = Skip, V = Vice-Skip

**Legend:**  
⌚ Clockwise      ⌚ Counter-clockwise      F Female  
M Male



## Session Results and Standings

每轮比赛成绩和排名

Sheet	Game	Team	LSFE	1	2	3	4	5	6	7	8	Extra Ends	Total
A	11	SVK - Slovakia	*	0	0	0	3	1	0	0	0		4
	11	SWE - Sweden		1	1	1	0	0	1	1	1		6
C	11	CHN - People's Republic of China	*	1	0	3	0	3	2	0	X		9
	11	CAN - Canada		0	1	0	2	0	0	2	X		5

## Play-offs Bracket

Semi-finals	Finals	Final Standings
<p>1 CHN 9</p> <p>Sheet C</p>	<p>CHN</p> <p>SAT 12 MAR 14:35</p> <p>Sheet B</p>	1
<p>4 CAN 5</p>		2
<p>2 SVK 4</p> <p>Sheet A</p>	<p>SWE</p>	3
<p>3 SWE 6</p>		4
	<p>CAN</p> <p>FRI 11 MAR 19:35</p> <p>Sheet B</p>	5 USA - United States of America
	<p>SVK</p>	6 KOR - Republic of Korea
		7 NOR - Norway
		8 GBR - Great Britain
		9 LAT - Latvia
		10 EST - Estonia
		11 SUI - Switzerland

**Legend:**

LSFE(\*) Last Stone First End

X Unplayed/unfinished end due to concession



## Game Results

### 比赛成绩

Sheet	Game	Team	LSFE	1	2	3	4	5	6	7	8	Extra	Ends	Total
A	11	SVK - Slovakia	*	0	0	0	3	1	0	0	0			4
	11	SWE - Sweden		1	1	1	0	0	1	1	1			6

SVK - Slovakia			Shot Success	
			Game	All
4	V	ZATKO Peter	M	41% 60%
3	S	DURIS Radoslav	M	53% 65%
2		PITONAK Dusan	M	73% 64%
1		KUNKELOVA Monika	F	70% 70%
A		KANOVA Alena	F	- -
Team Total				59% 65%

Time remaining: 2 minutes 18 seconds

Time-out: End 8 - SVK stone 3

SWE - Sweden			Shot Success	
			Game	All
4	S	PETTERSSON-DAHL Viljo	M	53% 67%
3		PERSSON Ronny	M	55% 59%
2		ENGBORG Mats-Ola	M	48% 70%
1	V	ULANDER Kristina	F	75% 73%
A		JOHANSSON Sabina	F	- -
Team Total				58% 67%

Time remaining: 1 minute 50 seconds

Time-out: End 8 - SWE stone 7

## Shot Success Analysis

SVK - Slovakia		🕒	🕒	Game	
4	ZATKO Peter	Draws	4 50%	1 100%	5 60%
		Take-outs	5 45%	6 21%	11 32%
		Total	9 47%	7 32%	16 41%
3	DURIS Radoslav	Draws	5 40%	1 0%	6 33%
		Take-outs	8 69%	2 50%	10 65%
		Total	13 58%	3 33%	16 53%
2	PITONAK Dusan	Draws	7 82%	1 0%	8 72%
		Take-outs	5 80%	3 67%	8 75%
		Total	12 81%	4 50%	16 73%
1	KUNKELOVA Monika	Draws	9 86%	4 50%	13 75%
		Take-outs	2 50%	1 50%	3 50%
		Total	11 80%	5 50%	16 70%
A	KANOVA Alena	Draws	0 -	0 -	0 -
		Take-outs	0 -	0 -	0 -
		Total	0 -	0 -	0 -
Team		Draws	25 70%	7 43%	32 64%
		Take-outs	20 64%	12 40%	32 55%
		Total	45 67%	19 41%	64 59%

SWE - Sweden		🕒	🕒	Game	
4	PETTERSSON-DAHL Viljo	Draws	7 82%	3 0%	10 58%
		Take-outs	6 46%	0 -	6 46%
		Total	13 65%	3 0%	16 53%
3	PERSSON Ronny	Draws	8 59%	1 50%	9 58%
		Take-outs	3 67%	4 38%	7 50%
		Total	11 61%	5 40%	16 55%
2	ENGBORG Mats-Ola	Draws	9 25%	2 100%	11 39%
		Take-outs	2 50%	3 83%	5 70%
		Total	11 30%	5 90%	16 48%
1	ULANDER Kristina	Draws	11 95%	1 0%	12 88%
		Take-outs	4 38%	0 -	4 38%
		Total	15 80%	1 0%	16 75%
A	JOHANSSON Sabina	Draws	0 -	0 -	0 -
		Take-outs	0 -	0 -	0 -
		Total	0 -	0 -	0 -
Team		Draws	35 66%	7 36%	42 61%
		Take-outs	15 48%	7 57%	22 51%
		Total	50 61%	14 46%	64 58%

### Note:

Position and function for each team member:

4 = Fourth, 3 = Third, 2 = Second, 1 = Lead, A = Alternate, S = Skip, V = Vice-Skip

### Legend:

🕒 Clockwise

🕒 Counter-clockwise

F Female



LSFE(\*) Last Stone First End

M Male



**Game - Shot by Shot**  
每投统计数据

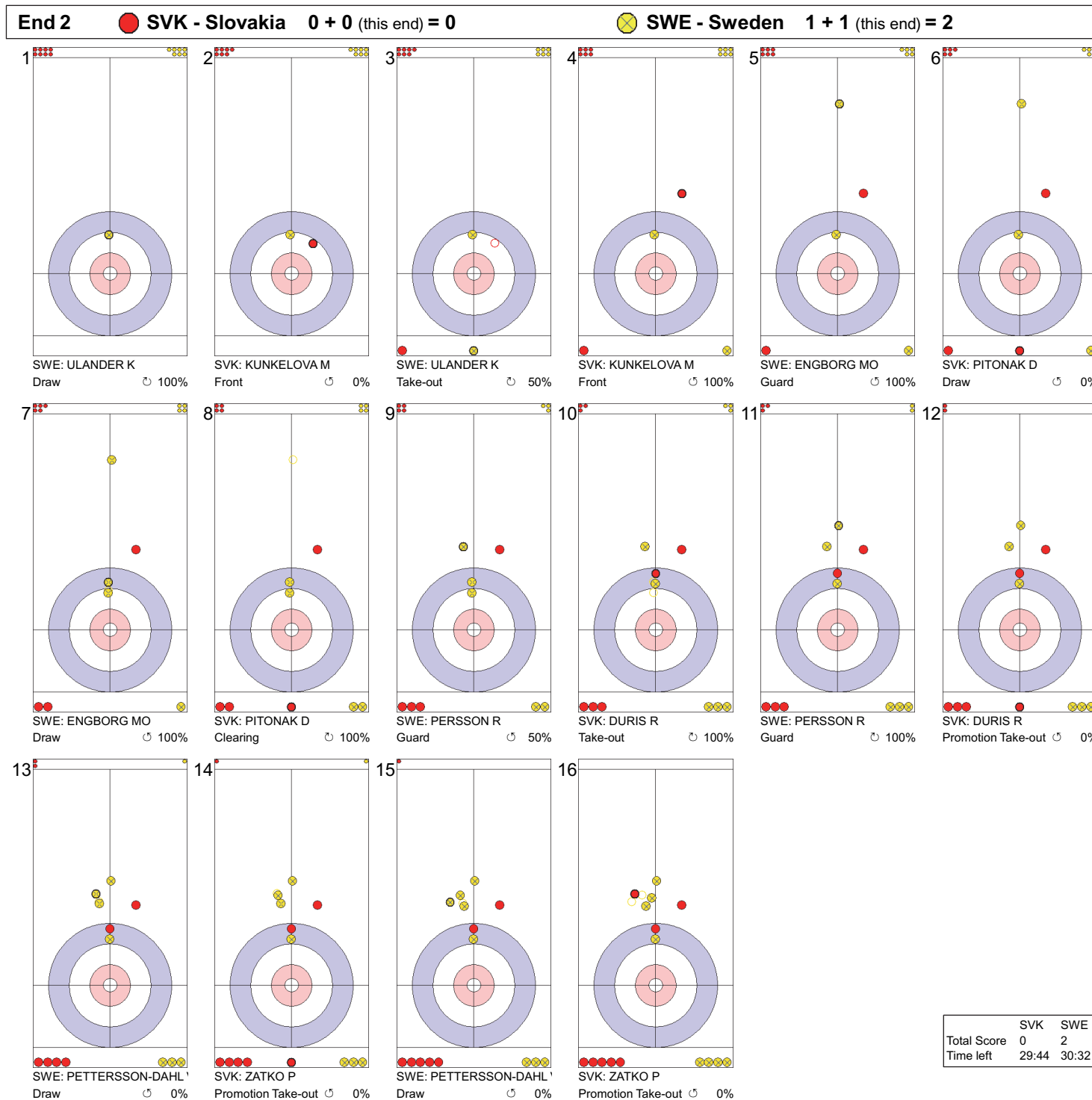


**Legend:**  
 Clockwise     
  Counter-clockwise     
 - Not considered





**Game - Shot by Shot**  
每投统计数据

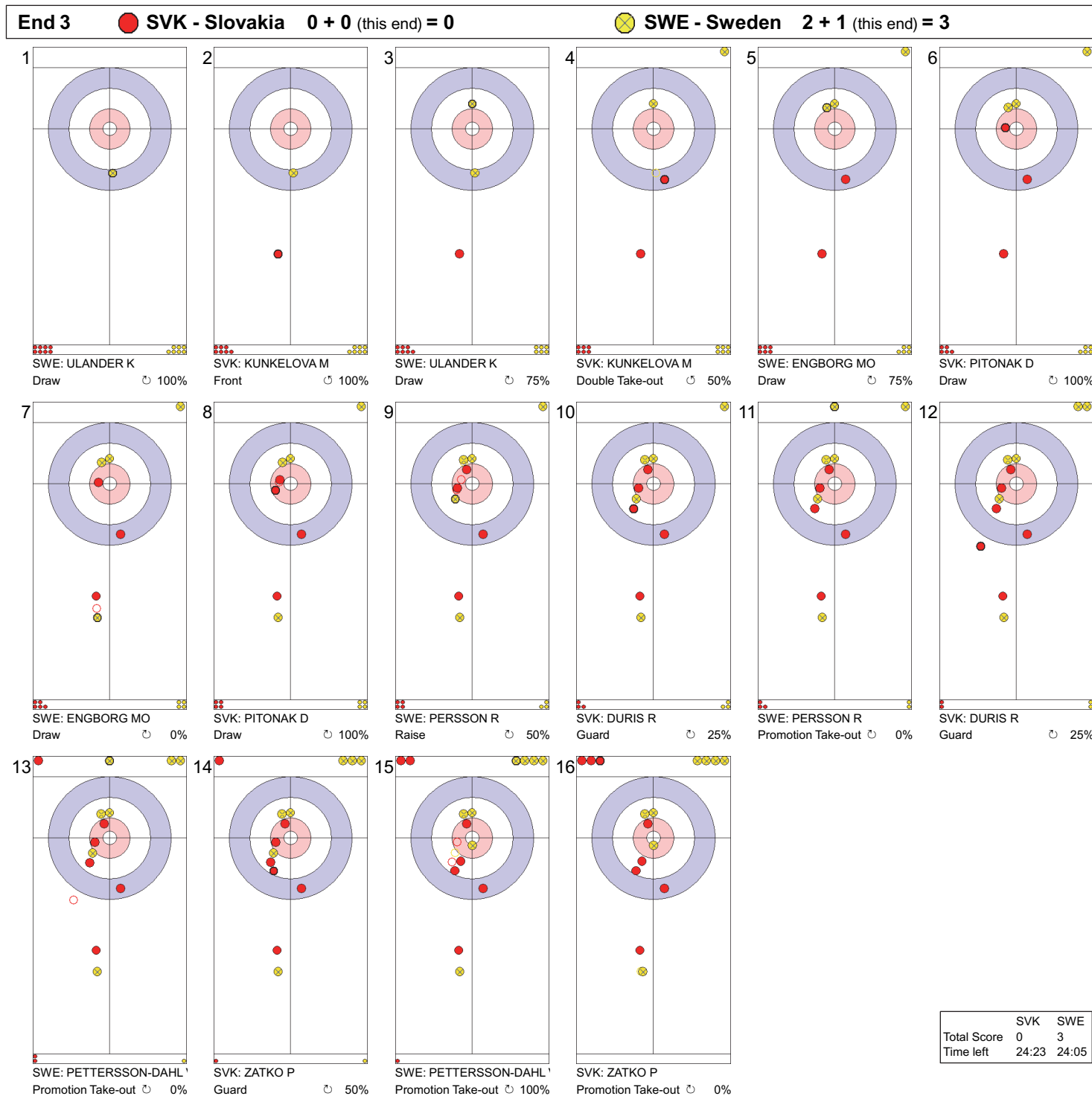


**Legend:**

↻ Clockwise      ↺ Counter-clockwise      - Not considered



**Game - Shot by Shot**  
每投统计数据



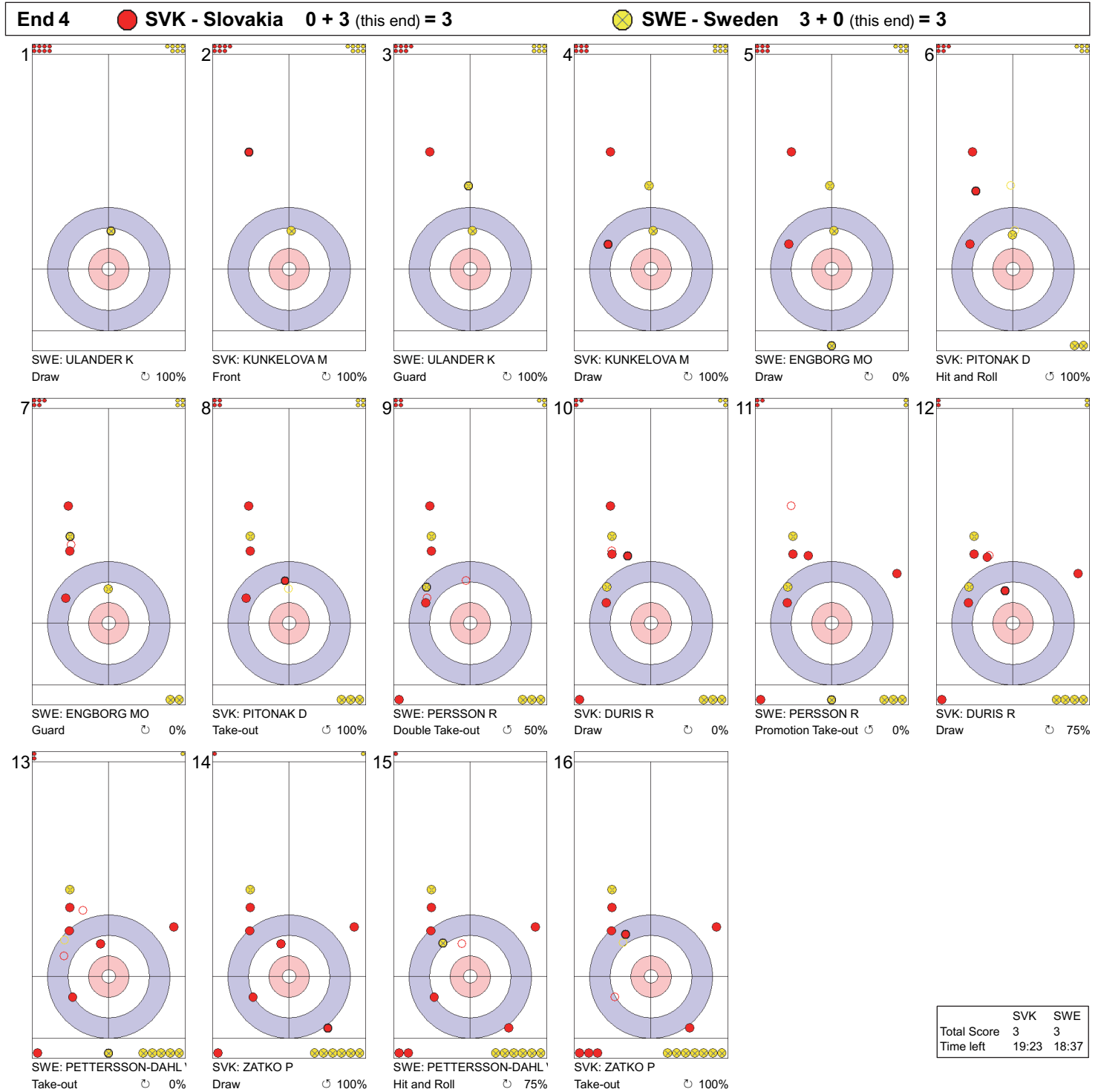
**Legend:**

↻ Clockwise      ↺ Counter-clockwise      - Not considered



Game - Shot by Shot

每投统计数据



**Legend:**  
 ↻ Clockwise      ↺ Counter-clockwise      - Not considered



**Game - Shot by Shot**  
每投统计数据

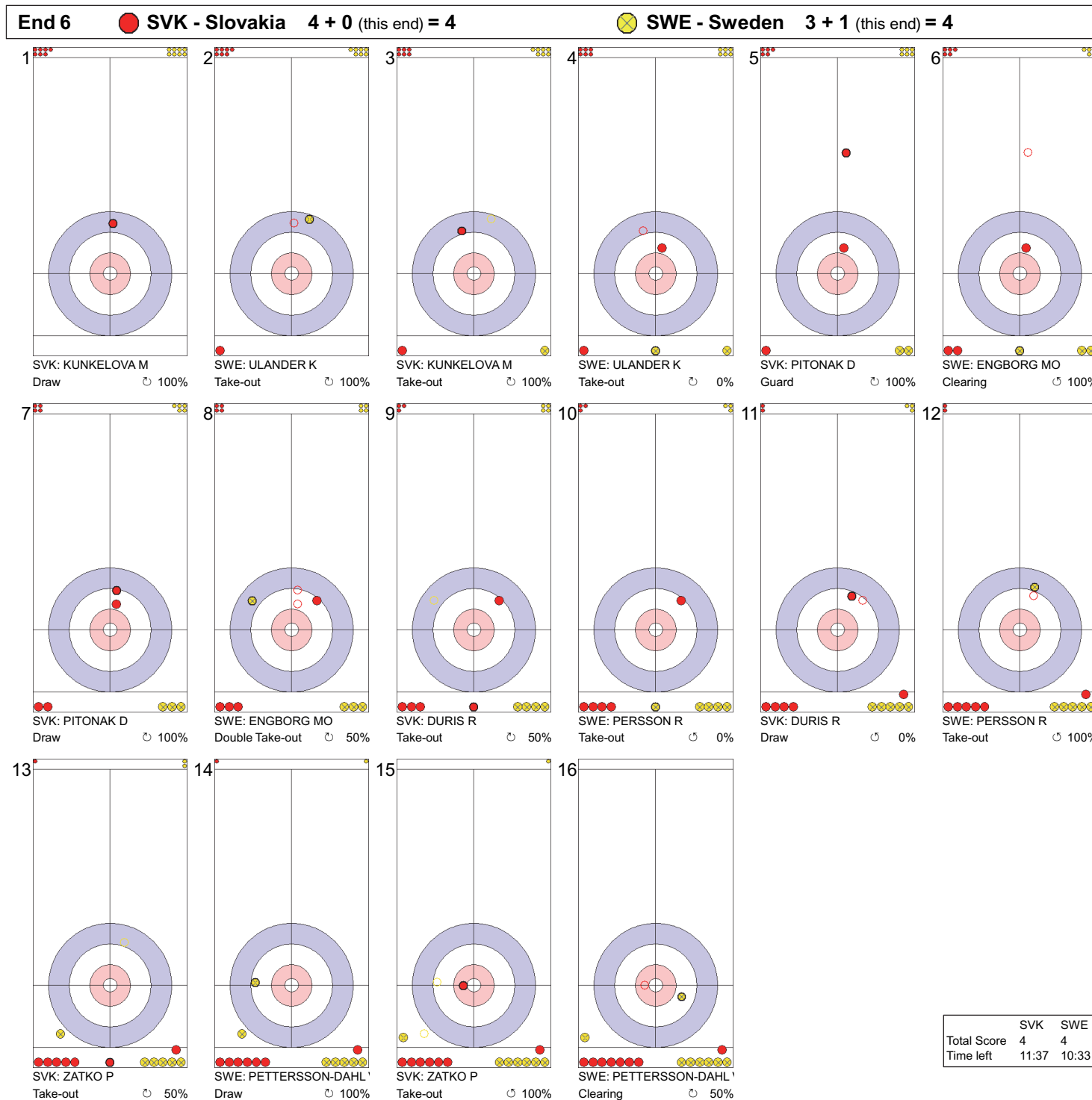


**Legend:**

↻ Clockwise      ↺ Counter-clockwise      - Not considered



Game - Shot by Shot  
每投统计数据

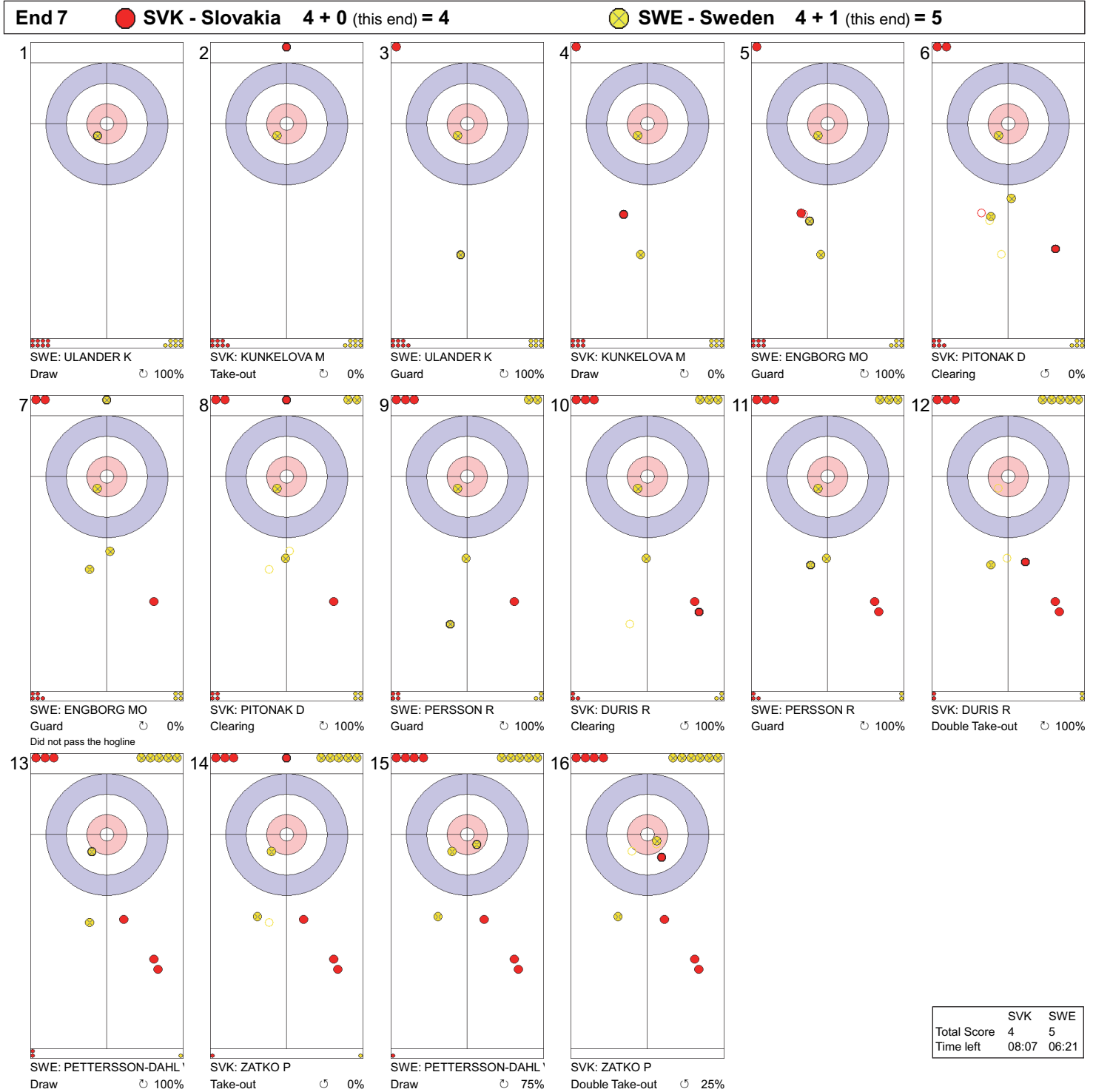




Legend:

↻ Clockwise      ↺ Counter-clockwise      - Not considered



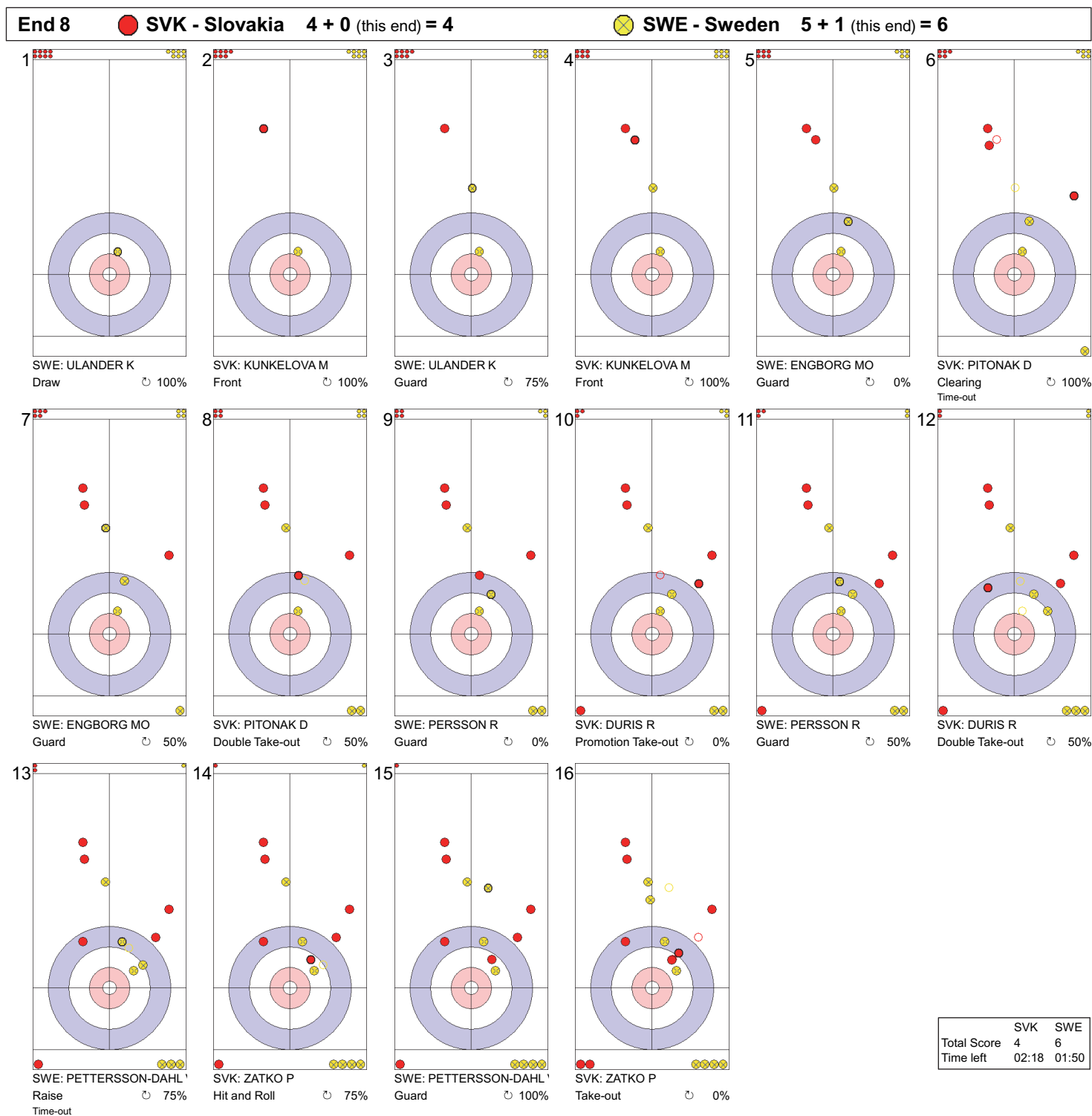
**Game - Shot by Shot**  
每投统计数据



**Legend:**  
 Clockwise     
  Counter-clockwise     
 - Not considered



**Game - Shot by Shot**  
每投统计数据



**Legend:**

⌚ Clockwise      ⌚ Counter-clockwise      - Not considered



## Game Results 比赛成绩

Sheet	Game	Team	LSFE	1	2	3	4	5	6	7	8	Extra Ends	Total
C	11	CHN - People's Republic of China	*	1	0	3	0	3	2	0	X		9
	11	CAN - Canada		0	1	0	2	0	0	2	X		5

CHN - People's Republic of China			Shot Success		
			Game	All	
4	S	WANG Haitao	M	75%	68%
3	V	CHEN Jianxin	M	77%	72%
2		ZHANG Mingliang	M	80%	73%
1		YAN Zhuo	F	86%	73%
A		SUN Yulong	M	-	-
Team Total				79%	72%

Time remaining: 11 minutes 58 seconds

CAN - Canada			Shot Success		
			Game	All	
4		THURSTON Jon	M	58%	66%
3	V	FORREST Ina	F	61%	70%
2		THIESSEN Dennis	M	86%	66%
1	S	IDESON Mark	M	95%	83%
A		JOSEPH Collinda	F	-	75%
Team Total				75%	71%

Time remaining: 6 minutes 29 seconds

Time-out: End 8 - CAN stone 7

### Shot Success Analysis

CHN - People's Republic of China		🕒	🕒	Game	
4	WANG Haitao	Draws	4 44%	5 85%	9 67%
		Take-outs	4 88%	1 100%	5 90%
		Total	8 66%	6 88%	14 75%
3	CHEN Jianxin	Draws	4 81%	0 -	4 81%
		Take-outs	5 60%	7 86%	12 75%
		Total	9 69%	7 86%	16 77%
2	ZHANG Mingliang	Draws	4 63%	0 -	4 63%
		Take-outs	5 90%	6 83%	11 86%
		Total	9 78%	6 83%	15 80%
1	YAN Zhuo	Draws	3 100%	2 50%	5 80%
		Take-outs	5 90%	1 100%	6 92%
		Total	8 94%	3 67%	11 86%
A	SUN Yulong	Draws	0 -	0 -	0 -
		Take-outs	0 -	0 -	0 -
		Total	0 -	0 -	0 -
Team		Draws	15 70%	7 75%	22 72%
		Take-outs	19 82%	15 87%	34 84%
		Total	34 76%	22 83%	56 79%

CAN - Canada		🕒	🕒	Game	
4	THURSTON Jon	Draws	6 83%	4 56%	10 73%
		Take-outs	3 50%	2 0%	5 30%
		Total	9 72%	6 38%	15 58%
3	FORREST Ina	Draws	6 50%	4 44%	10 48%
		Take-outs	5 80%	1 100%	6 83%
		Total	11 64%	5 55%	16 61%
2	THIESSEN Dennis	Draws	3 92%	5 70%	8 78%
		Take-outs	3 100%	5 90%	8 94%
		Total	6 96%	10 80%	16 86%
1	IDESON Mark	Draws	8 94%	6 96%	14 95%
		Take-outs	2 100%	0 -	2 100%
		Total	10 95%	6 96%	16 95%
A	JOSEPH Collinda	Draws	0 -	0 -	0 -
		Take-outs	0 -	0 -	0 -
		Total	0 -	0 -	0 -
Team		Draws	23 79%	19 70%	42 75%
		Take-outs	13 81%	8 69%	21 76%
		Total	36 80%	27 69%	63 75%

#### Note:

Position and function for each team member:

4 = Fourth, 3 = Third, 2 = Second, 1 = Lead, A = Alternate, S = Skip, V = Vice-Skip

#### Legend:

🕒 Clockwise

🕒 Counter-clockwise

F Female

LSFE(\*) Last Stone First End

M Male

X Unplayed/unfinished end due to concession





**Game - Shot by Shot**  
每投统计数据

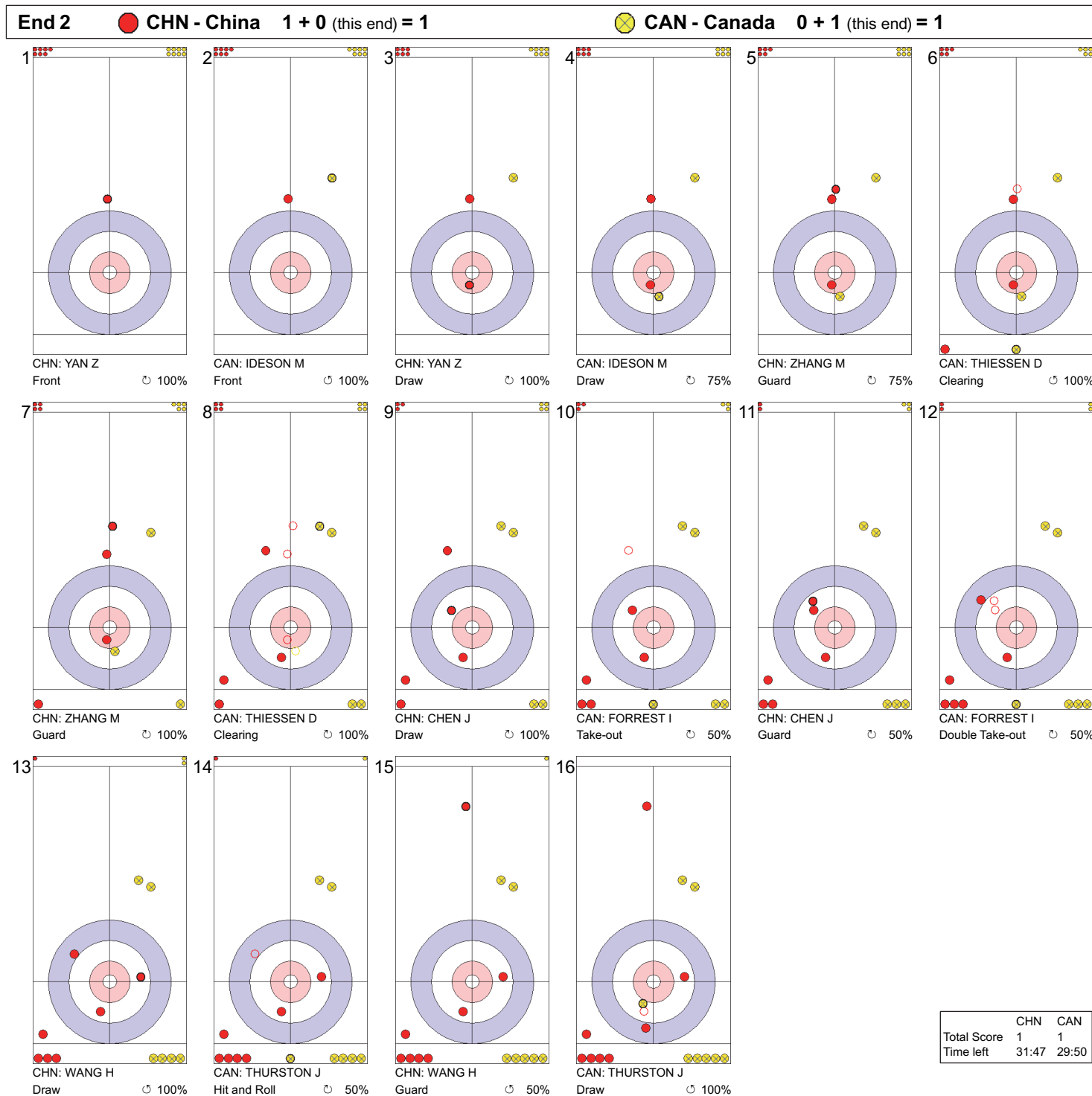


**Legend:**

↻ Clockwise   ↺ Counter-clockwise   - Not considered



**Game - Shot by Shot**  
每投统计数据



**Legend:**

↻ Clockwise      ↺ Counter-clockwise      - Not considered



**Game - Shot by Shot**  
每投统计数据

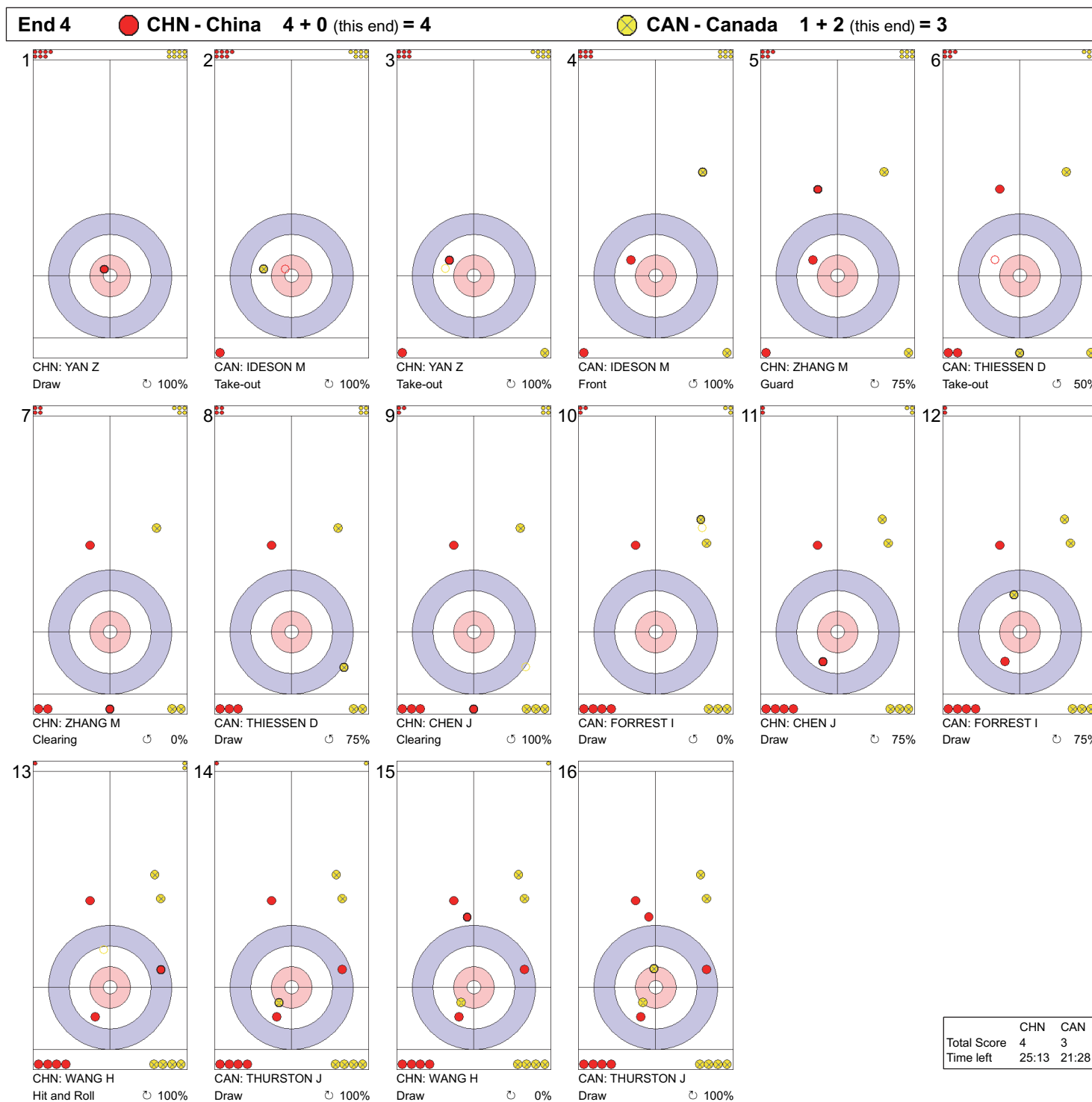


**Legend:**

↻ Clockwise      ↺ Counter-clockwise      - Not considered



**Game - Shot by Shot**  
每投统计数据



**Legend:**

↻ Clockwise      ↺ Counter-clockwise      - Not considered



**Game - Shot by Shot**  
每投统计数据

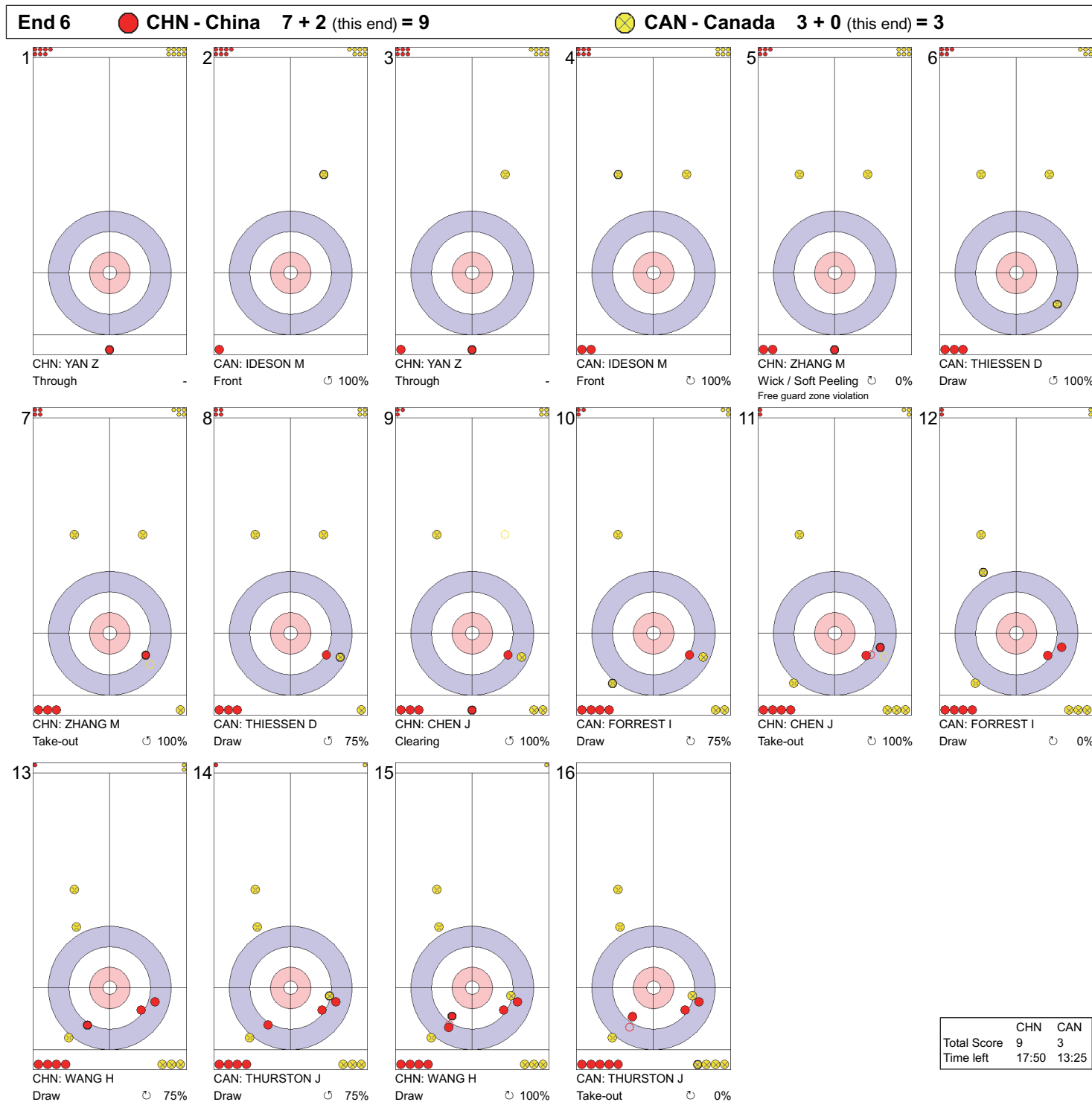


**Legend:**

↻ Clockwise      ↺ Counter-clockwise      - Not considered



**Game - Shot by Shot**  
每投统计数据



**Legend:**

↻ Clockwise      ↺ Counter-clockwise      - Not considered



**Game - Shot by Shot**  
每投统计数据

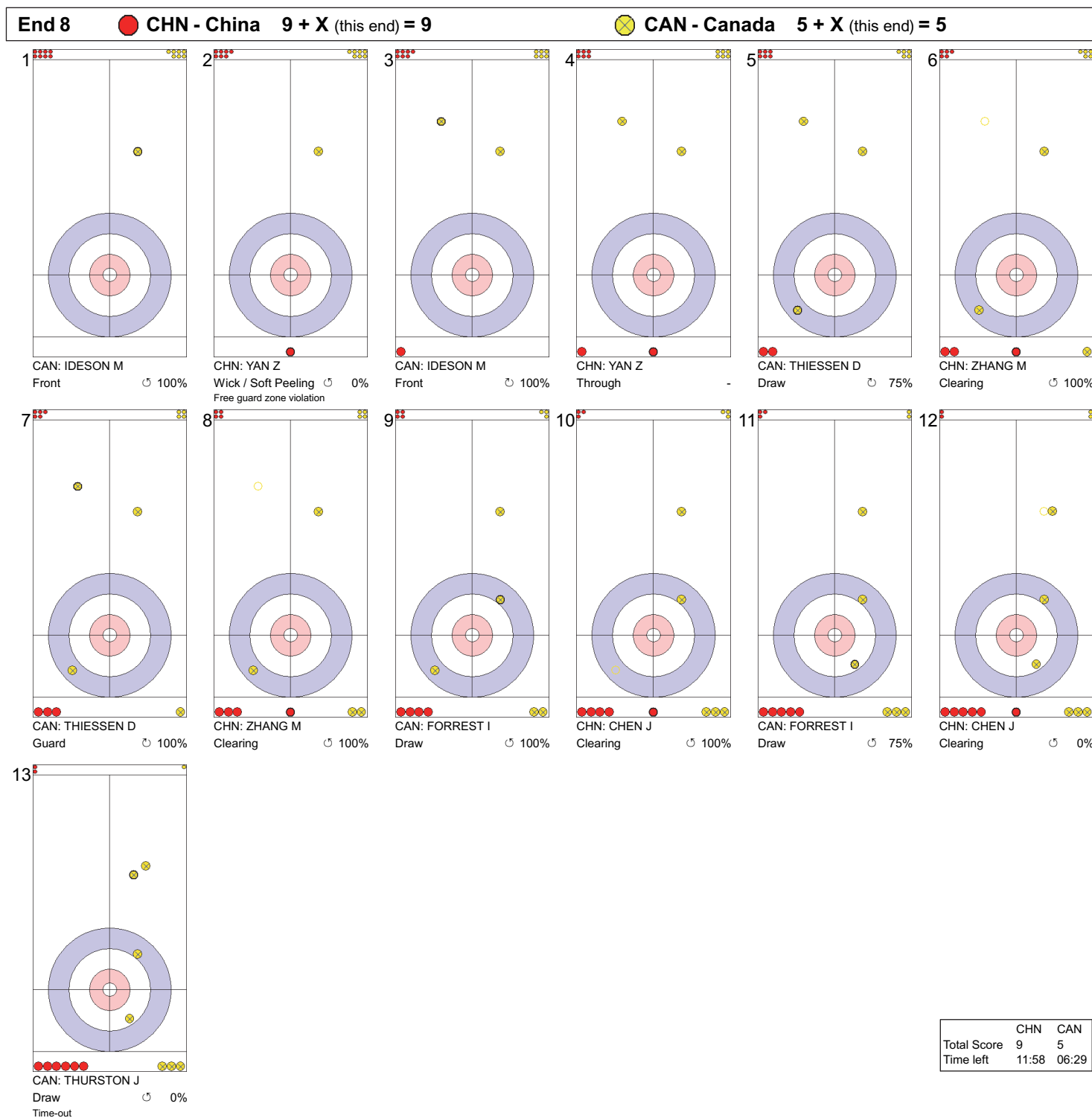


**Legend:**

↻ Clockwise      ↺ Counter-clockwise      - Not considered



**Game - Shot by Shot**  
每投统计数据



	CHN	CAN
Total Score	9	5
Time left	11:58	06:29

**Legend:**

- ⌚ Clockwise
- ⌚ Counter-clockwise
- Not considered
- X Unfinished end due to concession





## Competition Matrix 积分表

Team	CAN	CHN	EST	GBR	KOR	LAT	NOR	SUI	SVK	SWE	USA
CAN		7 - 3	9 - 3	6 - 3	4 - 9	10 - 3	7 - 6	8 - 4	8 - 9	3 - 6	7 - 4
CHN	3 - 7		9 - 3	6 - 3	9 - 4	9 - 2	7 - 4	7 - 4	7 - 5	1 - 5	10 - 2
EST	3 - 9	3 - 9		5 - 10	2 - 5	6 - 5	8 - 3	8 - 6	6 - 7	4 - 6	6 - 9
GBR	3 - 6	3 - 6	10 - 5		6 - 8	8 - 4	5 - 7	15 - 1	3 - 7	4 - 6	10 - 6
KOR	9 - 4	4 - 9	5 - 2	8 - 6		4 - 8	9 - 4	7 - 8	2 - 7	10 - 4	6 - 7
LAT	3 - 10	2 - 9	5 - 6	4 - 8	8 - 4		6 - 8	9 - 7	8 - 4	9 - 7	7 - 8
NOR	6 - 7	4 - 7	3 - 8	7 - 5	4 - 9	8 - 6		8 - 5	9 - 3	6 - 8	5 - 6
SUI	4 - 8	4 - 7	6 - 8	1 - 15	8 - 7	7 - 9	5 - 8		6 - 8	2 - 9	5 - 8
SVK	9 - 8	5 - 7	7 - 6	7 - 3	7 - 2	4 - 8	3 - 9	8 - 6		6 - 5	9 - 3
SWE	6 - 3	5 - 1	6 - 4	6 - 4	4 - 10	7 - 9	8 - 6	9 - 2	5 - 6		10 - 7
USA	4 - 7	2 - 10	9 - 6	6 - 10	7 - 6	8 - 7	6 - 5	8 - 5	3 - 9	7 - 10	

## Standings after Round Robin

Rank	Team	Games	Wins	Losses	
1	CHN - People's Republic of China	10	8	2	Q
2	SVK - Slovakia	10	7	3	Q w2
3	SWE - Sweden	10	7	3	Q w1
4	CAN - Canada	10	7	3	Q w0
5	USA - United States of America	10	5	5	w1
6	KOR - Republic of Korea	10	5	5	w0
7	NOR - Norway	10	4	6	w2
8	GBR - Great Britain	10	4	6	w1
9	LAT - Latvia	10	4	6	w0
10	EST - Estonia	10	3	7	
11	SUI - Switzerland	10	1	9	

### Legend:

Q Qualified for the semi-finals

wn Number of wins (n) against tied teams



## Draw Shot Challenge 全队投壶赛

Rank Team	Stone Rotation	Last Stone Draw in each Round Robin Game										DSC
		1	2	3	4	5	6	7	8	9	10	
1 USA - United States of America	⌚	34.3	104.0	86.6	199.6	138.7	86.8	57.4	99.4	5.2	86.3	<b>70.98cm</b>
	⌚	137.4	121.1	12.4	37.0	161.4	87.5	38.2	18.8	30.7	95.9	
2 SWE - Sweden	⌚	143.3	62.5	129.9	83.3	182.6	199.6	24.2	26.0	83.0	136.8	<b>91.08cm</b>
	⌚	138.5	60.9	4.4	119.2	150.5	89.7	199.6	106.9	38.4	59.4	
3 SVK - Slovakia	⌚	72.1	199.6	138.1	199.6	199.6	20.7	55.6	22.2	64.8	38.3	<b>95.19cm</b>
	⌚	86.8	78.3	125.9	54.5	42.5	49.0	199.6	199.6	199.6	66.2	
4 CAN - Canada	⌚	168.6	51.8	22.3	140.4	65.7	123.2	51.4	132.7	148.5	167.5	<b>95.29cm</b>
	⌚	199.6	26.4	92.8	78.0	12.8	199.6	148.2	88.8	154.8	41.4	
5 LAT - Latvia	⌚	34.5	125.5	29.8	85.2	82.3	5.9	57.5	138.0	55.4	199.6	<b>100.43cm</b>
	⌚	87.7	199.6	199.6	59.3	199.6	25.4	199.6	54.0	168.8	199.6	
6 KOR - Republic of Korea	⌚	77.4	62.8	45.3	153.7	199.6	113.9	101.0	165.1	104.5	31.6	<b>103.20cm</b>
	⌚	101.7	199.6	87.2	199.6	153.1	54.9	132.1	55.9	199.6	18.2	
7 EST - Estonia	⌚	199.6	110.5	199.6	65.0	64.8	199.6	76.2	73.8	40.4	199.6	<b>106.21cm</b>
	⌚	111.1	156.0	199.6	72.5	9.4	35.2	199.6	57.6	57.9	182.9	
8 NOR - Norway	⌚	160.4	72.6	199.6	31.2	172.4	199.6	199.6	67.9	186.4	15.3	<b>107.82cm</b>
	⌚	92.6	115.3	5.0	89.1	8.2	145.7	199.6	199.6	31.2	148.6	
9 SUI - Switzerland	⌚	7.4	199.6	112.1	160.0	91.5	170.6	158.7	199.6	78.9	199.6	<b>109.27cm</b>
	⌚	57.6	35.7	88.3	126.0	189.3	4.8	29.9	199.6	140.8	116.0	
10 CHN - People's Republic of China	⌚	23.5	199.6	70.6	199.6	105.3	110.2	199.6	86.2	104.7	177.4	<b>122.32cm</b>
	⌚	199.6	60.8	7.3	170.4	199.6	185.5	42.0	82.9	199.6	176.5	
11 GBR - Great Britain	⌚	199.6	199.6	107.1	199.6	199.6	199.6	151.2	22.3	199.6	55.1	<b>134.75cm</b>
	⌚	46.5	199.6	21.0	117.6	69.3	190.5	117.8	199.6	129.9	199.6	

**Note:**

The Draw Shot Challenge (DSC) is the average distance of all the individual Last Stone Draws (LSD), which were delivered by a team during the round robin. The two least favourable results will be eliminated before calculating the average distance. The team with the lesser DSC receives the higher ranking. If the DSCs are equal then the team with the best non-equal counting LSD receives the higher ranking. In the case where all counting LSDs are equal, the team ranked higher in the official WCF World Rankings is ranked higher.

**Legend:**

⌚ Clockwise

⌚ Counter-clockwise

**DSC** Draw Shot Challenge



## Scoring Analysis

### 得分分析

Team	Games	LSFE	Stolen Ends	Last Stone Eff.	Force Eff.	Points Scored							Total	Plus / Minus
						0	1	2	3	4	>4			
CHN	For	6	13	42%	60%	2	18	9	6	1	2	68	+29	
	Against	4	8			3	19	7	2	0	0	39		
CAN	For	6	11	46%	65%	2	15	12	6	3	0	69	+19	
	Against	4	10			1	22	7	2	2	0	50		
SWE	For	5	18	35%	70%	3	17	13	6	0	1	66	+14	
	Against	5	15			1	25	6	2	1	1	52		
GBR	For	2	16	34%	56%	0	21	7	5	3	1	67	+11	
	Against	8	11			1	19	14	3	0	0	56		
SVK	For	4	16	32%	52%	1	24	11	2	2	1	65	+8	
	Against	6	10			0	16	11	5	1	0	57		
KOR	For	7	11	39%	39%	0	17	12	2	3	1	64	+5	
	Against	3	14			2	21	12	3	0	1	59		
NOR	For	4	13	36%	50%	2	18	15	4	0	0	60	-4	
	Against	6	12			1	19	14	3	2	0	64		
LAT	For	5	18	26%	15%	0	25	9	6	0	0	61	-10	
	Against	5	12			1	8	12	9	3	0	71		
USA	For	7	6	38%	35%	2	13	13	3	3	0	60	-15	
	Against	3	16			2	17	13	6	1	2	75		
EST	For	4	13	18%	36%	2	17	11	4	0	0	51	-18	
	Against	6	19			0	21	14	4	2	0	69		
SUI	For	5	8	30%	31%	0	19	10	3	0	0	48	-39	
	Against	5	16			2	17	12	8	3	2	87		
<b>Total</b>	<b>55</b>		<b>143</b>			<b>14</b>	<b>204</b>	<b>122</b>	<b>47</b>	<b>15</b>	<b>6</b>	<b>679</b>		

**Note:**  
Stolen ends are the ends won without the last stone advantage.  
Last Stone Efficiency: Scoring two or more points with last stone advantage.  
Force Efficiency: Forcing the opponent team to score only one point when they have the last stone advantage.

**Legend:**  
>4 More than four points scored      Eff. Efficiency      LSFE Last Stone First End



## Summary of Big Ends

### 大分局总结

Points Scored	By	Against	Session	End	Game Result
5	CHN - People's Republic of China	USA - United States of America	11	2	10 : 2
5	CHN - People's Republic of China	KOR - Republic of Korea	7	6	9 : 4
5	GBR - Great Britain	SUI - Switzerland	6	3	15 : 1
5	KOR - Republic of Korea	SWE - Sweden	17	6	10 : 4
5	SVK - Slovakia	SUI - Switzerland	15	7	8 : 6
5	SWE - Sweden	USA - United States of America	15	7	10 : 7
4	CAN - Canada	SVK - Slovakia	11	6	8 : 9
4	CAN - Canada	LAT - Latvia	4	5	10 : 3
4	CAN - Canada	LAT - Latvia	4	1	10 : 3
4	GBR - Great Britain	EST - Estonia	9	5	10 : 5
4	GBR - Great Britain	SUI - Switzerland	6	6	15 : 1
4	GBR - Great Britain	SUI - Switzerland	6	1	15 : 1
4	KOR - Republic of Korea	CAN - Canada	9	6	9 : 4
4	KOR - Republic of Korea	NOR - Norway	5	7	9 : 4
4	KOR - Republic of Korea	SUI - Switzerland	4	2	7 : 8
4	USA - United States of America	SWE - Sweden	15	5	7 : 10
4	USA - United States of America	LAT - Latvia	14	4	8 : 7
4	USA - United States of America	EST - Estonia	4	5	9 : 6
4	SVK - Slovakia	CAN - Canada	11	5	9 : 8
4	SVK - Slovakia	USA - United States of America	1	2	9 : 3
4	CHN - People's Republic of China	NOR - Norway	13	8	7 : 4

**Note:**  
Big ends are defined as ends with a score of four or more points.



**Time-out Statistics**  
暂停数据统计

Team	Games	Number of Time-outs	Average Shot Success on Next Stone
GBR - Great Britain	10	6	87%
USA - United States of America	10	6	83%
KOR - Republic of Korea	10	8	75%
CAN - Canada	10	6	70%
SWE - Sweden	10	8	65%
EST - Estonia	10	7	64%
SUI - Switzerland	10	9	63%
LAT - Latvia	10	6	62%
NOR - Norway	10	11	61%
CHN - People's Republic of China	10	5	55%
SVK - Slovakia	10	8	31%
Total	55	80	64%



### Shot Success Percentage by Position

投壶成功率-按垒次

Fourth	Game >	1	2	3	4	5	6	7	8	9	10	Avg.
1	PETTERSSON-DAHL V M SWE	86	81	63	68	78	63	66	77	55	50	68.4
2	THURSTON Jon M CAN	73	61	85	73	50	47	73	73	75	64	67.2
3	WANG Haitao M CHN	59	40	80	71	75	83	75	69	59	58	67.2
4	EWAN Gregor M GBR	58	80	60	59	75	59	55	56	59	71	63.3
5	ZATKO Peter M SVK	57	36	55	77	79	69	61	77	65	41	61.6
6	THUMS Matthew M USA	43	48	53	64	33	(3)56	63	64	55	70	54.9
7	KOITMAE Andrei M EST	32	64	48	63	48	69	61	38	58	64	54.6
8	ROZKOVA Polina F LAT	55	44	70	55	66	45	45	48	(3)70	(3)21	52.9
	STORDAHL Jostein M NOR	77	77	52	25	53	(3)47	(3)61	(3)75	(3)61	(3)80	61.5
	GO Seungnam M KOR	50	44	73	29	(3)79	(3)71		(2)100	(2)50	(3)66	57.8
	BURGENER Hans M SUI	30	54	47	(2)71	(2)66	(2)58	(3)75	(3)48	(3)59		57.0

Third	Game >	1	2	3	4	5	6	7	8	9	10	Avg.
1	CHEN Jianxin M CHN	63	55	82	90	72	60	80	66	89	58	71.4
2	FORREST Ina F CAN	73	61	79	77	66	66	69	75	66	77	70.6
3	DURIS Radoslav M SVK	61	70	31	67	82	72	78	81	78	45	66.4
4	EMT Steve M USA	70	64	58	64	59	(4)50	50	75	61	83	63.6
5	DJACENKO Sergejs M LAT	73	50	70	53	64	44	61	63	(2)83	(4)50	61.7
6	MURASOV Lauri M EST	67	54	69	54	54	64	64	54	67	48	59.7
7	PERSSON Ronny M SWE	34	83	41	70	67	59	51	67	67	55	59.7
8	NIBLOE Hugh M GBR	55	55	90	50	66	47	50	77	45	52	58.3
	SYVERSEN Ole Fredrik M NOR	63	73	55	45	80	(4)53	(4)80	(4)63	(4)66	(4)64	64.3
	JANG Jaehyuk M KOR	55	58	68	56	(4)62	(4)34	(4)70	(4)70	(4)62	(4)63	59.9
	KNEUBUEHL Laurent M SUI	38	53	53	(4)15	(4)56	(4)33	(4)44	(4)56	(4)65	(4)56	47.7

Second	Game >	1	2	3	4	5	6	7	8	9	10	Avg.
1	ZHANG Mingliang M CHN	52	70	95	63	73	88	77	58	80	73	72.2
2	ENGBORG Mats-Ola M SWE	98	75	61	73	77	77	65	59	78	59	72.0
3	LASMANS Agris M LAT	60	69	65	91	73	63	70	75	(4)42	42	66.0
4	THIESSEN Dennis M CAN	73	52	58	73	66		61	69	54	66	63.6
5	MATAS Mait M EST	77	63	70	56	45	42	73	71	69		63.1
6	PITONAK Dusan M SVK	61	54	55	75	79	61	66	48	52	78	62.7
7	JUNG Sunghun M KOR	38	58	61	69	(3)45	75	(3)64	(3)70	(3)75	63	61.2
8	SAMSA Dave M USA	63	61	69	54	56	63	69	50	53	63	60.0
9	SKOGSTAD Geir Arne M NOR	66	38	50	55	59	64	45	61	56	79	56.5
10	MELROSE David M GBR	42	50	35	55	57	61	31				49.0
	JAQUEROD Françoise F SUI	61	59	47	(3)75	(3)53	(3)53		63	58	(3)64	58.6



### Shot Success Percentage by Position

投壶成功率-按垒次

Lead	Game >	1	2	3	4	5	6	7	8	9	10	Avg.
1 IDESON Mark	M CAN	73	73	83	98	94	77	70	90	73	83	81.4
2 LOECHEN Sissel	F NOR	63	88	96	73	61	86		74	70	(2)38	73.5
3 ULANDER Kristina	F SWE	93	70	78	61	73	67	67	83	82	57	73.2
4 BRIEDIS Ojars	M LAT	66	77	57	77	72	77	63	83	73	79	72.3
5 YAN Zhuo	F CHN	72	78	71	58	81	73	53	80	83	69	72.2
6 BAEK Hyejin	F KOR	80	58	66	54	77	77	64	75	83	73	70.9
7 KUNKELOVA Monika	F SVK	43	77	64	71	73	81	78	67	69	75	70.1
8 RIIDEBACH Katlin	F EST	77	77	78	75	61	70	48	80		67	70.1
9 DAWSON-FARRELL M	F GBR	45	58	58	75	64	78	77	73	69	84	68.5
10 URANCHIMEG Batoyun	F USA	57	59	39	75	66	65	73	55	66		61.3
11 MATHEZ Cynthia	F SUI	50		85	81		55	47			45	58.0

Alternate	Game >	1	2	3	4	5	6	7	8	9	10	Avg.
SVEBERG Mia	F NOR							(1)80			(1)82	81.3
JOSEPH Collinda	F CAN						(2)75					75.0
YOON Eungu	M KOR					(2)55	(2)72	(2)84	(2)59	(2)80		69.1
SMITH Gary	M GBR						(3)63	(2)50	(2)78	(2)66	(2)66	66.4
WILSON Pamela	F USA				(2)38	(1)63					(1)66	60.7
DELACRETAZ Patrick	M SUI	(1)56	(1)58			(1)56		(2)63	(1)67	(1)63	(2)56	59.9
FALKENBERG Signe	F EST									(1)50	(2)53	51.7

Team	Game >	1	2	3	4	5	6	7	8	9	10	Avg.
1 CAN - Canada		73	61	76	81	69	66	68	77	67	72	71.0
2 CHN - People's Republic of China		61	62	82	70	75	76	71	68	78	65	70.8
3 SWE - Sweden		78	77	61	68	74	66	62	71	70	55	68.3
4 SVK - Slovakia		55	59	51	73	78	71	71	68	66	60	65.2
5 NOR - Norway		67	69	63	50	63	63	66	68	63	70	64.4
6 KOR - Republic of Korea		56	55	67	52	63	64	71	70	72	66	63.6
7 LAT - Latvia		64	60	66	69	69	57	60	67	68	48	63.2
8 GBR - Great Britain		50	61	61	60	66	63	56	71	60	68	61.5
9 EST - Estonia		63	64	66	61	52	61	62	61	61	58	61.1
10 USA - United States of America		58	58	55	63	53	58	64	61	59	70	60.0
11 SUI - Switzerland		45	56	57	60	58	50	57	59	61	55	55.7

**Note:**

"(n)" denotes a position different from original line-up position: (4) - Fourth, (3) - Third, (2) - Second, (1) - Lead

To be eligible to be ranked, a player must have played in the original position for more than half of the number of games that the team played.

**Legend:**

**Avg.** Average

**F** Female

**M** Male

## Cumulative Player Statistics by Team

### 队伍成员技术数据统计

#### CAN - Canada

THURSTON Jon M 4 Right-handed

Type	↻	%	↺	%	Total	%
Draw	35	65	29	85	64	74
Front	0	-	0	-	0	-
Guard	1	75	5	100	6	96
Raise	1	100	0	-	1	100
Wick / Soft Peeling	0	-	0	-	0	-
Freeze	0	-	0	-	0	-
Take-out	25	66	21	67	46	66
Hit and Roll	3	25	6	42	9	36
Clearing	4	50	5	70	9	61
Double Take-out	2	100	3	58	5	75
Promotion Take-out	3	0	2	13	5	5
All Draws	37	66	34	88	71	76
All Take-outs	37	57	37	59	74	58
<b>Total</b>	<b>74</b>	<b>62</b>	<b>71</b>	<b>73</b>	<b>145</b>	<b>67</b>
Not considered					1	-

IDESON Mark M 1 S Right-handed

Type	↻	%	↺	%	Total	%
Draw	41	83	38	85	79	84
Front	11	91	20	90	31	90
Guard	1	75	4	100	5	95
Raise	0	-	1	100	1	100
Wick / Soft Peeling	0	-	1	100	1	100
Freeze	0	-	0	-	0	-
Take-out	18	72	8	38	26	62
Hit and Roll	1	100	0	-	1	100
Clearing	1	50	1	100	2	75
Double Take-out	2	50	0	-	2	50
Promotion Take-out	0	-	0	-	0	-
All Draws	53	84	64	88	117	86
All Take-outs	22	70	9	44	31	63
<b>Total</b>	<b>75</b>	<b>80</b>	<b>73</b>	<b>83</b>	<b>148</b>	<b>81</b>
Not considered					6	-

FORREST Ina F 3 V Left-handed

Type	↻	%	↺	%	Total	%
Draw	24	67	24	78	48	72
Front	0	-	0	-	0	-
Guard	4	50	8	72	12	65
Raise	3	100	1	75	4	94
Wick / Soft Peeling	0	-	0	-	0	-
Freeze	0	-	0	-	0	-
Take-out	22	50	30	78	52	66
Hit and Roll	3	58	1	100	4	69
Clearing	11	77	10	88	21	82
Double Take-out	5	70	4	50	9	61
Promotion Take-out	1	100	2	50	3	67
All Draws	31	68	33	77	64	72
All Take-outs	42	61	47	77	89	69
<b>Total</b>	<b>73</b>	<b>64</b>	<b>80</b>	<b>77</b>	<b>153</b>	<b>71</b>
Not considered					0	-

JOSEPH Collinda F A Right-handed

Type	↻	%	↺	%	Total	%
Draw	3	67	6	92	9	83
Front	0	-	0	-	0	-
Guard	1	75	1	100	2	88
Raise	1	100	0	-	1	100
Wick / Soft Peeling	0	-	0	-	0	-
Freeze	0	-	0	-	0	-
Take-out	1	50	0	-	1	50
Hit and Roll	0	-	0	-	0	-
Clearing	0	-	0	-	0	-
Double Take-out	1	50	1	50	2	50
Promotion Take-out	1	25	0	-	1	25
All Draws	5	75	7	93	12	85
All Take-outs	3	42	1	50	4	44
<b>Total</b>	<b>8</b>	<b>63</b>	<b>8</b>	<b>88</b>	<b>16</b>	<b>75</b>
Not considered					0	-

THIESSEN Dennis M 2 Left-handed

Type	↻	%	↺	%	Total	%
Draw	11	30	26	71	37	59
Front	0	-	1	100	1	100
Guard	2	50	5	95	7	82
Raise	0	-	0	-	0	-
Wick / Soft Peeling	0	-	0	-	0	-
Freeze	0	-	0	-	0	-
Take-out	17	59	36	57	53	58
Hit and Roll	5	85	3	67	8	78
Clearing	10	78	16	69	26	72
Double Take-out	3	67	1	50	4	63
Promotion Take-out	0	-	0	-	0	-
All Draws	13	33	32	76	45	63
All Take-outs	35	69	56	61	91	64
<b>Total</b>	<b>48</b>	<b>59</b>	<b>88</b>	<b>66</b>	<b>136</b>	<b>64</b>
Not considered					2	-

Team: CAN - Canada

Type	↻	%	↺	%	Total	%
Draw	114	68	123	81	237	75
Front	11	91	21	90	32	91
Guard	9	58	23	89	32	80
Raise	5	100	2	88	7	96
Wick / Soft Peeling	0	-	1	100	1	100
Freeze	0	-	0	-	0	-
Take-out	83	61	95	64	178	63
Hit and Roll	12	65	10	55	22	60
Clearing	26	72	32	76	58	74
Double Take-out	13	69	9	53	22	63
Promotion Take-out	5	25	4	31	9	28
All Draws	139	71	170	84	309	78
All Take-outs	139	63	150	64	289	64
<b>Total</b>	<b>278</b>	<b>67</b>	<b>320</b>	<b>75</b>	<b>598</b>	<b>71</b>
Not considered					9	-

**Note:**  
Position and function for each team member:  
4 = Fourth, 3 = Third, 2 = Second, 1 = Lead, A = Alternate, S = Skip, V = Vice-Skip

**Legend:**  
↻ Clockwise      ↺ Counter-clockwise      F Female  
M Male



## Cumulative Player Statistics by Team

### 队伍成员技术数据统计

### CHN - People's Republic of China

WANG Haitao M 4 S Left-handed

Type	⌚	%	⌚	%	Total	%
Draw	21	63	34	70	55	67
Front	0	-	0	-	0	-
Guard	2	100	2	25	4	63
Raise	0	-	2	50	2	50
Wick / Soft Peeling	0	-	0	-	0	-
Freeze	0	-	0	-	0	-
Take-out	19	72	17	76	36	74
Hit and Roll	1	75	5	75	6	75
Clearing	7	71	10	95	17	85
Double Take-out	4	56	7	36	11	43
Promotion Take-out	4	13	2	25	6	17
All Draws	23	66	38	66	61	66
All Take-outs	35	64	41	71	76	68
<b>Total</b>	<b>58</b>	<b>65</b>	<b>79</b>	<b>69</b>	<b>137</b>	<b>67</b>
Not considered					2	-

YAN Zhuo F 1 Right-handed

Type	⌚	%	⌚	%	Total	%
Draw	68	67	20	81	88	70
Front	11	100	4	88	15	97
Guard	0	-	0	-	0	-
Raise	0	-	2	63	2	63
Wick / Soft Peeling	5	40	0	-	5	40
Freeze	0	-	0	-	0	-
Take-out	28	77	2	25	30	73
Hit and Roll	1	100	1	0	2	50
Clearing	0	-	0	-	0	-
Double Take-out	2	75	0	-	2	75
Promotion Take-out	0	-	0	-	0	-
All Draws	84	70	26	81	110	72
All Take-outs	31	77	3	17	34	72
<b>Total</b>	<b>115</b>	<b>72</b>	<b>29</b>	<b>74</b>	<b>144</b>	<b>72</b>
Not considered					2	-

CHEN Jianxin M 3 V Left-handed

Type	⌚	%	⌚	%	Total	%
Draw	31	69	16	78	47	72
Front	0	-	1	100	1	100
Guard	4	94	2	13	6	67
Raise	2	50	1	0	3	33
Wick / Soft Peeling	0	-	0	-	0	-
Freeze	0	-	0	-	0	-
Take-out	18	63	24	81	42	73
Hit and Roll	6	75	4	75	10	75
Clearing	12	79	17	74	29	76
Double Take-out	2	75	1	50	3	67
Promotion Take-out	2	38	3	50	5	45
All Draws	37	70	20	69	57	70
All Take-outs	40	69	49	76	89	72
<b>Total</b>	<b>77</b>	<b>69</b>	<b>69</b>	<b>74</b>	<b>146</b>	<b>71</b>
Not considered					0	-

SUN Yulong M A Right-handed

Type	⌚	%	⌚	%	Total	%
Draw	0	-	0	-	0	-
Front	0	-	0	-	0	-
Guard	0	-	0	-	0	-
Raise	0	-	0	-	0	-
Wick / Soft Peeling	0	-	0	-	0	-
Freeze	0	-	0	-	0	-
Take-out	0	-	0	-	0	-
Hit and Roll	0	-	0	-	0	-
Clearing	0	-	0	-	0	-
Double Take-out	0	-	0	-	0	-
Promotion Take-out	0	-	0	-	0	-
All Draws	0	-	0	-	0	-
All Take-outs	0	-	0	-	0	-
<b>Total</b>	<b>0</b>	<b>-</b>	<b>0</b>	<b>-</b>	<b>0</b>	<b>-</b>
Not considered					0	-

ZHANG Mingliang M 2 Right-handed

Type	⌚	%	⌚	%	Total	%
Draw	33	68	21	55	54	63
Front	1	100	1	100	2	100
Guard	3	100	1	100	4	100
Raise	1	100	1	0	2	50
Wick / Soft Peeling	0	-	0	-	0	-
Freeze	0	-	0	-	0	-
Take-out	24	82	19	64	43	74
Hit and Roll	2	50	0	-	2	50
Clearing	16	94	15	78	31	86
Double Take-out	3	83	2	50	5	70
Promotion Take-out	0	-	2	25	2	25
All Draws	38	72	24	56	62	66
All Take-outs	45	85	38	67	83	77
<b>Total</b>	<b>83</b>	<b>79</b>	<b>62</b>	<b>63</b>	<b>145</b>	<b>72</b>
Not considered					1	-

Team: CHN - People's Republic of China

Type	⌚	%	⌚	%	Total	%
Draw	153	67	91	70	244	68
Front	12	100	6	92	18	97
Guard	9	97	5	35	14	75
Raise	3	67	6	38	9	47
Wick / Soft Peeling	5	40	0	-	5	40
Freeze	0	-	0	-	0	-
Take-out	89	74	62	73	151	74
Hit and Roll	10	73	10	68	20	70
Clearing	35	84	42	80	77	82
Double Take-out	11	70	10	40	21	56
Promotion Take-out	6	21	7	36	13	29
All Draws	182	70	108	68	290	69
All Take-outs	151	74	131	70	282	72
<b>Total</b>	<b>333</b>	<b>72</b>	<b>239</b>	<b>69</b>	<b>572</b>	<b>71</b>
Not considered					5	-

#### Note:

Position and function for each team member:

4 = Fourth, 3 = Third, 2 = Second, 1 = Lead, A = Alternate, S = Skip, V = Vice-Skip

#### Legend:

⌚ Clockwise

⌚ Counter-clockwise

F Female

M Male

## Cumulative Player Statistics by Team

### 队伍成员技术数据统计

### EST - Estonia

KOITMAE Andrei M 4 S Right-handed

Type	↻	%	↺	%	Total	%
Draw	27	41	22	33	49	37
Front	0	-	0	-	0	-
Guard	8	94	6	67	14	82
Raise	3	25	10	48	13	42
Wick / Soft Peeling	0	-	0	-	0	-
Freeze	0	-	0	-	0	-
Take-out	28	65	20	58	48	62
Hit and Roll	5	65	0	-	5	65
Clearing	3	83	1	100	4	88
Double Take-out	10	50	5	70	15	57
Promotion Take-out	3	75	0	-	3	75
All Draws	38	51	38	42	76	46
All Take-outs	49	64	26	62	75	63
<b>Total</b>	<b>87</b>	<b>58</b>	<b>64</b>	<b>50</b>	<b>151</b>	<b>55</b>
Not considered					1	-

RIIDEBACH Katlin F 1 Right-handed

Type	↻	%	↺	%	Total	%
Draw	55	72	9	53	64	69
Front	39	85	5	90	44	85
Guard	6	54	0	-	6	54
Raise	0	-	0	-	0	-
Wick / Soft Peeling	0	-	0	-	0	-
Freeze	0	-	0	-	0	-
Take-out	16	53	1	0	17	50
Hit and Roll	0	-	0	-	0	-
Clearing	0	-	0	-	0	-
Double Take-out	3	17	0	-	3	17
Promotion Take-out	0	-	0	-	0	-
All Draws	100	76	14	66	114	75
All Take-outs	19	47	1	0	20	45
<b>Total</b>	<b>119</b>	<b>71</b>	<b>15</b>	<b>62</b>	<b>134</b>	<b>70</b>
Not considered					2	-

MURASOV Lauri M 3 V Right-handed

Type	↻	%	↺	%	Total	%
Draw	25	69	27	39	52	53
Front	0	-	0	-	0	-
Guard	14	82	3	75	17	81
Raise	3	100	4	38	7	64
Wick / Soft Peeling	0	-	0	-	0	-
Freeze	0	-	0	-	0	-
Take-out	36	60	14	61	50	61
Hit and Roll	4	44	0	-	4	44
Clearing	7	61	2	75	9	64
Double Take-out	6	33	4	50	10	40
Promotion Take-out	3	100	0	-	3	100
All Draws	42	76	34	42	76	61
All Take-outs	56	58	20	60	76	59
<b>Total</b>	<b>98</b>	<b>66</b>	<b>54</b>	<b>49</b>	<b>152</b>	<b>60</b>
Not considered					0	-

FALKENBERG Signe F A Right-handed

Type	↻	%	↺	%	Total	%
Draw	9	50	5	10	14	36
Front	4	100	0	-	4	100
Guard	0	-	0	-	0	-
Raise	0	-	0	-	0	-
Wick / Soft Peeling	0	-	0	-	0	-
Freeze	0	-	0	-	0	-
Take-out	7	71	0	-	7	71
Hit and Roll	2	50	0	-	2	50
Clearing	3	17	0	-	3	17
Double Take-out	0	-	0	-	0	-
Promotion Take-out	0	-	0	-	0	-
All Draws	13	65	5	10	18	50
All Take-outs	12	54	0	-	12	54
<b>Total</b>	<b>25</b>	<b>60</b>	<b>5</b>	<b>10</b>	<b>30</b>	<b>52</b>
Not considered					2	-

MATAS Mait M 2 Right-handed

Type	↻	%	↺	%	Total	%
Draw	35	65	20	60	55	63
Front	1	100	1	100	2	100
Guard	10	75	2	50	12	71
Raise	0	-	1	50	1	50
Wick / Soft Peeling	0	-	0	-	0	-
Freeze	0	-	0	-	0	-
Take-out	26	56	3	50	29	55
Hit and Roll	1	75	0	-	1	75
Clearing	15	80	5	80	20	80
Double Take-out	10	48	2	75	12	52
Promotion Take-out	2	25	1	0	3	17
All Draws	46	68	24	60	70	65
All Take-outs	54	60	11	64	65	61
<b>Total</b>	<b>100</b>	<b>64</b>	<b>35</b>	<b>61</b>	<b>135</b>	<b>63</b>
Not considered					1	-

Team: EST - Estonia

Type	↻	%	↺	%	Total	%
Draw	151	63	83	42	234	56
Front	44	86	6	92	50	87
Guard	38	78	11	66	49	76
Raise	6	63	15	45	21	50
Wick / Soft Peeling	0	-	0	-	0	-
Freeze	0	-	0	-	0	-
Take-out	113	60	38	57	151	59
Hit and Roll	12	56	0	-	12	56
Clearing	28	69	8	81	36	72
Double Take-out	29	42	11	64	40	48
Promotion Take-out	8	72	1	0	9	64
All Draws	239	70	115	47	354	62
All Take-outs	190	59	58	60	248	59
<b>Total</b>	<b>429</b>	<b>65</b>	<b>173</b>	<b>52</b>	<b>602</b>	<b>61</b>
Not considered					6	-

#### Note:

Position and function for each team member:

4 = Fourth, 3 = Third, 2 = Second, 1 = Lead, A = Alternate, S = Skip, V = Vice-Skip

#### Legend:

↻ Clockwise

↺ Counter-clockwise

F Female

M Male

## Cumulative Player Statistics by Team

### 队伍成员技术数据统计

### GBR - Great Britain

EWAN Gregor M 4 V Right-handed

Type	⌚	%	⌚	%	Total	%
Draw	35	65	24	53	59	60
Front	0	-	0	-	0	-
Guard	2	75	2	100	4	88
Raise	9	72	6	79	15	75
Wick / Soft Peeling	0	-	2	0	2	0
Freeze	0	-	0	-	0	-
Take-out	26	70	21	55	47	63
Hit and Roll	4	75	3	83	7	79
Clearing	1	50	1	100	2	75
Double Take-out	5	55	3	67	8	59
Promotion Take-out	2	50	2	50	4	50
All Draws	46	67	34	57	80	63
All Take-outs	38	67	30	60	68	64
<b>Total</b>	<b>84</b>	<b>67</b>	<b>64</b>	<b>59</b>	<b>148</b>	<b>63</b>
Not considered					1	-

DAWSON-FARRELL Meggan F 1 Right-handed

Type	⌚	%	⌚	%	Total	%
Draw	47	70	22	61	69	67
Front	34	88	8	75	42	86
Guard	1	100	0	-	1	100
Raise	0	-	0	-	0	-
Wick / Soft Peeling	2	100	0	-	2	100
Freeze	0	-	0	-	0	-
Take-out	25	52	10	30	35	46
Hit and Roll	3	83	1	50	4	75
Clearing	1	100	0	-	1	100
Double Take-out	0	-	0	-	0	-
Promotion Take-out	0	-	0	-	0	-
All Draws	84	79	30	65	114	75
All Take-outs	29	57	11	32	40	50
<b>Total</b>	<b>113</b>	<b>73</b>	<b>41</b>	<b>56</b>	<b>154</b>	<b>69</b>
Not considered					0	-

NIBLOE Hugh M 3 S Right-handed

Type	⌚	%	⌚	%	Total	%
Draw	28	47	18	76	46	59
Front	0	-	0	-	0	-
Guard	9	67	1	100	10	70
Raise	3	33	3	42	6	38
Wick / Soft Peeling	1	50	0	-	1	50
Freeze	0	-	0	-	0	-
Take-out	33	55	26	60	59	57
Hit and Roll	5	60	2	75	7	64
Clearing	2	63	3	75	5	70
Double Take-out	6	58	5	55	11	57
Promotion Take-out	0	-	0	-	0	-
All Draws	41	51	22	73	63	58
All Take-outs	46	56	36	61	82	58
<b>Total</b>	<b>87</b>	<b>53</b>	<b>58</b>	<b>66</b>	<b>145</b>	<b>58</b>
Not considered					0	-

SMITH Gary M A Right-handed

Type	⌚	%	⌚	%	Total	%
Draw	17	75	11	52	28	66
Front	1	100	0	-	1	100
Guard	1	100	3	67	4	75
Raise	0	-	0	-	0	-
Wick / Soft Peeling	0	-	0	-	0	-
Freeze	0	-	0	-	0	-
Take-out	11	73	11	64	22	68
Hit and Roll	0	-	0	-	0	-
Clearing	0	-	7	57	7	57
Double Take-out	1	50	1	50	2	50
Promotion Take-out	0	-	0	-	0	-
All Draws	19	78	14	55	33	68
All Take-outs	12	71	19	61	31	65
<b>Total</b>	<b>31</b>	<b>75</b>	<b>33</b>	<b>58</b>	<b>64</b>	<b>66</b>
Not considered					0	-

MELROSE David M 2 Right-handed

Type	⌚	%	⌚	%	Total	%
Draw	19	42	17	74	36	57
Front	1	100	1	100	2	100
Guard	1	0	3	75	4	56
Raise	4	50	0	-	4	50
Wick / Soft Peeling	0	-	0	-	0	-
Freeze	0	-	0	-	0	-
Take-out	16	34	18	38	34	36
Hit and Roll	1	100	5	65	6	71
Clearing	0	-	10	43	10	43
Double Take-out	0	-	1	50	1	50
Promotion Take-out	1	0	0	-	1	0
All Draws	25	44	21	75	46	58
All Take-outs	18	36	34	43	52	41
<b>Total</b>	<b>43</b>	<b>41</b>	<b>55</b>	<b>55</b>	<b>98</b>	<b>49</b>
Not considered					0	-

Team: GBR - Great Britain

Type	⌚	%	⌚	%	Total	%
Draw	146	61	92	63	238	62
Front	36	89	9	78	45	87
Guard	14	68	9	81	23	73
Raise	16	59	9	67	25	62
Wick / Soft Peeling	3	83	2	0	5	50
Freeze	0	-	0	-	0	-
Take-out	111	57	86	51	197	54
Hit and Roll	13	73	11	70	24	72
Clearing	4	69	21	55	25	57
Double Take-out	12	56	10	58	22	57
Promotion Take-out	3	33	2	50	5	40
All Draws	215	67	121	65	336	66
All Take-outs	143	58	130	54	273	56
<b>Total</b>	<b>358</b>	<b>63</b>	<b>251</b>	<b>59</b>	<b>609</b>	<b>61</b>
Not considered					1	-

**Note:**  
Position and function for each team member:  
4 = Fourth, 3 = Third, 2 = Second, 1 = Lead, A = Alternate, S = Skip, V = Vice-Skip

**Legend:**  
⌚ Clockwise      ⌚ Counter-clockwise      F Female  
M Male

## Cumulative Player Statistics by Team

### 队伍成员技术数据统计

### KOR - Republic of Korea

GO Seungnam M 4 S Left-handed

Type	🕒	%	🕒	%	Total	%
Draw	19	54	23	55	42	55
Front	0	-	0	-	0	-
Guard	0	-	8	75	8	75
Raise	4	63	1	100	5	70
Wick / Soft Peeling	0	-	0	-	0	-
Freeze	0	-	0	-	0	-
Take-out	19	54	9	56	28	54
Hit and Roll	2	25	2	100	4	63
Clearing	5	75	1	100	6	79
Double Take-out	4	63	1	0	5	50
Promotion Take-out	0	-	2	13	2	13
All Draws	23	55	32	62	55	59
All Take-outs	30	57	15	55	45	56
<b>Total</b>	<b>53</b>	<b>56</b>	<b>47</b>	<b>60</b>	<b>100</b>	<b>58</b>
Not considered					0	-

BAEK Hyejin F 1 V Right-handed

Type	🕒	%	🕒	%	Total	%
Draw	68	81	16	50	84	75
Front	19	92	8	78	27	88
Guard	4	75	1	100	5	80
Raise	0	-	0	-	0	-
Wick / Soft Peeling	0	-	0	-	0	-
Freeze	0	-	0	-	0	-
Take-out	25	40	8	69	33	47
Hit and Roll	0	-	1	100	1	100
Clearing	0	-	0	-	0	-
Double Take-out	0	-	1	0	1	0
Promotion Take-out	0	-	0	-	0	-
All Draws	91	83	25	61	116	78
All Take-outs	25	40	10	65	35	47
<b>Total</b>	<b>116</b>	<b>73</b>	<b>35</b>	<b>62</b>	<b>151</b>	<b>71</b>
Not considered					1	-

JANG Jaehyuk M 3 Right-handed

Type	🕒	%	🕒	%	Total	%
Draw	22	56	32	61	54	59
Front	0	-	0	-	0	-
Guard	6	79	5	75	11	77
Raise	2	75	2	50	4	63
Wick / Soft Peeling	0	-	0	-	0	-
Freeze	0	-	0	-	0	-
Take-out	22	65	30	57	52	60
Hit and Roll	3	75	5	70	8	72
Clearing	2	63	3	42	5	50
Double Take-out	3	50	6	33	9	39
Promotion Take-out	3	42	1	100	4	56
All Draws	30	62	39	62	69	62
All Take-outs	33	62	45	55	78	58
<b>Total</b>	<b>63</b>	<b>62</b>	<b>84</b>	<b>58</b>	<b>147</b>	<b>60</b>
Not considered					1	-

YOON Eungu M A Right-handed

Type	🕒	%	🕒	%	Total	%
Draw	12	77	5	90	17	81
Front	0	-	0	-	0	-
Guard	4	88	0	-	4	88
Raise	1	50	0	-	1	50
Wick / Soft Peeling	0	-	0	-	0	-
Freeze	0	-	0	-	0	-
Take-out	14	71	9	39	23	59
Hit and Roll	0	-	1	100	1	100
Clearing	8	47	6	88	14	64
Double Take-out	3	67	1	100	4	75
Promotion Take-out	0	-	0	-	0	-
All Draws	17	78	5	90	22	81
All Take-outs	25	63	17	63	42	63
<b>Total</b>	<b>42</b>	<b>69</b>	<b>22</b>	<b>69</b>	<b>64</b>	<b>69</b>
Not considered					0	-

JUNG Sunghun M 2 Right-handed

Type	🕒	%	🕒	%	Total	%
Draw	24	52	28	63	52	58
Front	0	-	0	-	0	-
Guard	6	71	6	100	12	85
Raise	0	-	0	-	0	-
Wick / Soft Peeling	0	-	0	-	0	-
Freeze	0	-	0	-	0	-
Take-out	30	62	21	64	51	63
Hit and Roll	3	75	1	100	4	81
Clearing	1	50	7	61	8	59
Double Take-out	4	38	5	50	9	44
Promotion Take-out	1	25	1	0	2	13
All Draws	30	56	34	69	64	63
All Take-outs	39	59	35	61	74	60
<b>Total</b>	<b>69</b>	<b>58</b>	<b>69</b>	<b>65</b>	<b>138</b>	<b>61</b>
Not considered					0	-

Team: KOR - Republic of Korea

Type	🕒	%	🕒	%	Total	%
Draw	145	68	104	60	249	65
Front	19	92	8	78	27	88
Guard	20	78	20	84	40	81
Raise	7	64	3	67	10	65
Wick / Soft Peeling	0	-	0	-	0	-
Freeze	0	-	0	-	0	-
Take-out	110	57	77	58	187	57
Hit and Roll	8	63	10	85	18	75
Clearing	16	58	17	69	33	64
Double Take-out	14	54	14	39	28	46
Promotion Take-out	4	38	4	31	8	34
All Draws	191	71	135	65	326	69
All Take-outs	152	57	122	59	274	58
<b>Total</b>	<b>343</b>	<b>65</b>	<b>257</b>	<b>62</b>	<b>600</b>	<b>64</b>
Not considered					2	-

**Note:**  
Position and function for each team member:  
4 = Fourth, 3 = Third, 2 = Second, 1 = Lead, A = Alternate, S = Skip, V = Vice-Skip

**Legend:**  
🕒 Clockwise      🕒 Counter-clockwise      F Female  
M Male

## Cumulative Player Statistics by Team

### 队伍成员技术数据统计

### LAT - Latvia

ROZKOVA Polina F 4 S Right-handed

Type	↻	%	↺	%	Total	%
Draw	28	36	24	49	52	42
Front	0	-	2	0	2	0
Guard	9	72	12	92	21	83
Raise	3	67	8	56	11	59
Wick / Soft Peeling	0	-	2	50	2	50
Freeze	0	-	0	-	0	-
Take-out	13	52	19	45	32	48
Hit and Roll	3	75	5	50	8	59
Clearing	3	83	3	100	6	92
Double Take-out	3	50	4	50	7	50
Promotion Take-out	4	31	4	44	8	38
All Draws	40	46	48	59	88	53
All Take-outs	26	55	35	51	61	52
<b>Total</b>	<b>66</b>	<b>50</b>	<b>83</b>	<b>55</b>	<b>149</b>	<b>53</b>
Not considered					0	-

BRIEDIS Ojars M 1 V Left-handed

Type	↻	%	↺	%	Total	%
Draw	37	74	33	49	70	63
Front	31	94	20	83	51	89
Guard	2	88	1	50	3	75
Raise	0	-	2	50	2	50
Wick / Soft Peeling	0	-	1	100	1	100
Freeze	0	-	0	-	0	-
Take-out	9	78	7	39	16	61
Hit and Roll	3	75	0	-	3	75
Clearing	0	-	0	-	0	-
Double Take-out	2	75	0	-	2	75
Promotion Take-out	0	-	0	-	0	-
All Draws	70	83	57	62	127	74
All Take-outs	14	77	7	39	21	64
<b>Total</b>	<b>84</b>	<b>82</b>	<b>64</b>	<b>59</b>	<b>148</b>	<b>72</b>
Not considered					4	-

DJACENKO Sergejs M 3 Right-handed

Type	↻	%	↺	%	Total	%
Draw	22	63	27	77	49	70
Front	1	100	0	-	1	100
Guard	4	100	12	92	16	94
Raise	5	60	5	70	10	65
Wick / Soft Peeling	1	0	0	-	1	0
Freeze	0	-	0	-	0	-
Take-out	20	58	19	64	39	61
Hit and Roll	1	75	3	50	4	56
Clearing	13	27	6	33	19	29
Double Take-out	2	75	3	50	5	60
Promotion Take-out	5	40	3	8	8	28
All Draws	33	66	44	80	77	74
All Take-outs	41	47	34	51	75	49
<b>Total</b>	<b>74</b>	<b>55</b>	<b>78</b>	<b>68</b>	<b>152</b>	<b>62</b>
Not considered					0	-

DIMBOVSKIS Aleksandrs M A Right-handed

Type	↻	%	↺	%	Total	%
Draw	0	-	0	-	0	-
Front	0	-	0	-	0	-
Guard	0	-	0	-	0	-
Raise	0	-	0	-	0	-
Wick / Soft Peeling	0	-	0	-	0	-
Freeze	0	-	0	-	0	-
Take-out	0	-	0	-	0	-
Hit and Roll	0	-	0	-	0	-
Clearing	0	-	0	-	0	-
Double Take-out	0	-	0	-	0	-
Promotion Take-out	0	-	0	-	0	-
All Draws	0	-	0	-	0	-
All Take-outs	0	-	0	-	0	-
<b>Total</b>	<b>0</b>	<b>-</b>	<b>0</b>	<b>-</b>	<b>0</b>	<b>-</b>
Not considered					0	-

LASMANS Agris M 2 Right-handed

Type	↻	%	↺	%	Total	%
Draw	30	61	19	75	49	66
Front	3	100	5	100	8	100
Guard	3	67	7	75	10	73
Raise	1	100	1	50	2	75
Wick / Soft Peeling	1	100	0	-	1	100
Freeze	0	-	0	-	0	-
Take-out	22	66	14	59	36	63
Hit and Roll	2	13	2	63	4	38
Clearing	18	71	9	61	27	68
Double Take-out	3	67	3	33	6	50
Promotion Take-out	2	50	2	13	4	31
All Draws	38	66	32	78	70	72
All Take-outs	47	65	30	54	77	61
<b>Total</b>	<b>85</b>	<b>66</b>	<b>62</b>	<b>67</b>	<b>147</b>	<b>66</b>
Not considered					3	-

Team: LAT - Latvia

Type	↻	%	↺	%	Total	%
Draw	117	59	103	61	220	60
Front	35	94	27	80	62	88
Guard	18	79	32	87	50	84
Raise	9	67	16	59	25	62
Wick / Soft Peeling	2	50	3	67	5	60
Freeze	0	-	0	-	0	-
Take-out	64	62	59	54	123	58
Hit and Roll	9	61	10	53	19	57
Clearing	34	55	18	58	52	56
Double Take-out	10	65	10	45	20	55
Promotion Take-out	11	39	9	25	20	33
All Draws	181	68	181	68	362	68
All Take-outs	128	58	106	51	234	55
<b>Total</b>	<b>309</b>	<b>64</b>	<b>287</b>	<b>62</b>	<b>596</b>	<b>63</b>
Not considered					7	-

**Note:**  
Position and function for each team member:  
4 = Fourth, 3 = Third, 2 = Second, 1 = Lead, A = Alternate, S = Skip, V = Vice-Skip

**Legend:**  
↻ Clockwise      ↺ Counter-clockwise      F Female  
M Male

## Cumulative Player Statistics by Team

### 队伍成员技术数据统计

#### NOR - Norway

STORDAHL Jostein M 4 S Right-handed

Type	↻	%	↺	%	Total	%
Draw	28	56	23	54	51	55
Front	2	50	0	-	2	50
Guard	16	94	9	89	25	92
Raise	8	50	5	20	13	38
Wick / Soft Peeling	0	-	0	-	0	-
Freeze	0	-	0	-	0	-
Take-out	22	74	15	60	37	68
Hit and Roll	3	83	2	75	5	80
Clearing	5	70	1	50	6	67
Double Take-out	5	50	5	30	10	40
Promotion Take-out	5	15	1	0	6	13
All Draws	54	66	37	58	91	63
All Take-outs	40	64	24	52	64	59
<b>Total</b>	<b>94</b>	<b>65</b>	<b>61</b>	<b>56</b>	<b>155</b>	<b>61</b>
Not considered					1	-

LOECHEN Sissel F 1 Both-handed

Type	↻	%	↺	%	Total	%
Draw	41	77	14	54	55	71
Front	26	89	15	93	41	91
Guard	5	80	0	-	5	80
Raise	0	-	0	-	0	-
Wick / Soft Peeling	2	25	0	-	2	25
Freeze	0	-	0	-	0	-
Take-out	16	63	10	40	26	54
Hit and Roll	0	-	0	-	0	-
Clearing	0	-	0	-	0	-
Double Take-out	1	100	2	50	3	67
Promotion Take-out	0	-	0	-	0	-
All Draws	74	80	29	74	103	79
All Take-outs	17	65	12	42	29	55
<b>Total</b>	<b>91</b>	<b>77</b>	<b>41</b>	<b>65</b>	<b>132</b>	<b>73</b>
Not considered					0	-

SYVERSEN Ole Fredrik M 3 V Right-handed

Type	↻	%	↺	%	Total	%
Draw	30	63	38	63	68	63
Front	1	100	0	-	1	100
Guard	13	87	13	81	26	84
Raise	4	69	6	33	10	48
Wick / Soft Peeling	0	-	1	100	1	100
Freeze	1	25	0	-	1	25
Take-out	19	71	6	33	25	62
Hit and Roll	3	75	3	58	6	67
Clearing	4	38	1	100	5	50
Double Take-out	4	63	5	50	9	56
Promotion Take-out	1	25	1	50	2	38
All Draws	49	69	58	64	107	67
All Take-outs	31	65	16	48	47	59
<b>Total</b>	<b>80</b>	<b>68</b>	<b>74</b>	<b>61</b>	<b>154</b>	<b>64</b>
Not considered					1	-

SVEBERG Mia F A Right-handed

Type	↻	%	↺	%	Total	%
Draw	12	75	3	67	15	73
Front	5	100	4	69	9	86
Guard	0	-	0	-	0	-
Raise	0	-	1	100	1	100
Wick / Soft Peeling	0	-	0	-	0	-
Freeze	0	-	0	-	0	-
Take-out	0	-	2	100	2	100
Hit and Roll	0	-	0	-	0	-
Clearing	1	100	0	-	1	100
Double Take-out	0	-	0	-	0	-
Promotion Take-out	0	-	0	-	0	-
All Draws	17	82	8	72	25	79
All Take-outs	1	100	2	100	3	100
<b>Total</b>	<b>18</b>	<b>83</b>	<b>10</b>	<b>78</b>	<b>28</b>	<b>81</b>
Not considered					4	-

SKOGSTAD Geir Arne M 2 Right-handed

Type	↻	%	↺	%	Total	%
Draw	29	47	25	41	54	44
Front	3	67	0	-	3	67
Guard	6	63	3	67	9	64
Raise	1	100	3	67	4	75
Wick / Soft Peeling	0	-	1	100	1	100
Freeze	0	-	0	-	0	-
Take-out	19	61	18	61	37	61
Hit and Roll	5	85	2	100	7	89
Clearing	13	60	11	64	24	61
Double Take-out	4	50	2	50	6	50
Promotion Take-out	2	38	0	-	2	38
All Draws	39	53	32	48	71	50
All Take-outs	43	61	33	64	76	62
<b>Total</b>	<b>82</b>	<b>57</b>	<b>65</b>	<b>56</b>	<b>147</b>	<b>56</b>
Not considered					1	-

Team: NOR - Norway

Type	↻	%	↺	%	Total	%
Draw	140	64	103	54	243	60
Front	37	87	19	88	56	88
Guard	40	85	25	82	65	84
Raise	13	60	15	40	28	49
Wick / Soft Peeling	2	25	2	100	4	63
Freeze	1	25	0	-	1	25
Take-out	76	67	51	55	127	62
Hit and Roll	11	82	7	75	18	79
Clearing	23	60	13	65	36	62
Double Take-out	14	57	14	43	28	50
Promotion Take-out	8	22	2	25	10	23
All Draws	233	70	164	62	397	67
All Take-outs	132	63	87	55	219	60
<b>Total</b>	<b>365</b>	<b>68</b>	<b>251</b>	<b>60</b>	<b>616</b>	<b>64</b>
Not considered					7	-

#### Note:

Position and function for each team member:

4 = Fourth, 3 = Third, 2 = Second, 1 = Lead, A = Alternate, S = Skip, V = Vice-Skip

#### Legend:

↻ Clockwise

↺ Counter-clockwise

F Female

M Male

## Cumulative Player Statistics by Team

### 队伍成员技术数据统计

### SUI - Switzerland

BURGENER Hans M 4 V Left-handed

Type	⌚	%	⌚	%	Total	%
Draw	31	68	38	58	69	62
Front	2	100	0	-	2	100
Guard	6	79	3	58	9	72
Raise	1	50	3	17	4	25
Wick / Soft Peeling	1	100	0	-	1	100
Freeze	0	-	0	-	0	-
Take-out	17	51	10	40	27	47
Hit and Roll	2	88	3	42	5	60
Clearing	0	-	2	25	2	25
Double Take-out	3	33	4	25	7	29
Promotion Take-out	2	63	0	-	2	63
All Draws	41	71	44	55	85	63
All Take-outs	24	53	19	36	43	45
<b>Total</b>	<b>65</b>	<b>65</b>	<b>63</b>	<b>49</b>	<b>128</b>	<b>57</b>
Not considered					0	-

MATHEZ Cynthia F 1 Right-handed

Type	⌚	%	⌚	%	Total	%
Draw	24	47	12	38	36	44
Front	20	75	17	76	37	76
Guard	1	100	0	-	1	100
Raise	0	-	3	67	3	67
Wick / Soft Peeling	0	-	0	-	0	-
Freeze	0	-	0	-	0	-
Take-out	7	29	0	-	7	29
Hit and Roll	0	-	0	-	0	-
Clearing	0	-	0	-	0	-
Double Take-out	0	-	0	-	0	-
Promotion Take-out	0	-	0	-	0	-
All Draws	45	61	32	61	77	61
All Take-outs	7	29	0	-	7	29
<b>Total</b>	<b>52</b>	<b>56</b>	<b>32</b>	<b>61</b>	<b>84</b>	<b>58</b>
Not considered					0	-

KNEUBUEHL Laurent M 3 S Left-handed

Type	⌚	%	⌚	%	Total	%
Draw	42	50	29	48	71	49
Front	0	-	0	-	0	-
Guard	6	75	4	63	10	70
Raise	7	54	2	13	9	44
Wick / Soft Peeling	1	0	1	0	2	0
Freeze	1	0	0	-	1	0
Take-out	22	50	17	41	39	46
Hit and Roll	2	50	2	75	4	63
Clearing	2	63	1	100	3	75
Double Take-out	5	40	4	38	9	39
Promotion Take-out	5	25	1	0	6	21
All Draws	57	51	36	47	93	49
All Take-outs	36	46	25	44	61	45
<b>Total</b>	<b>93</b>	<b>49</b>	<b>61</b>	<b>45</b>	<b>154</b>	<b>48</b>
Not considered					0	-

DELACRETAZ Patrick M A Right-handed

Type	⌚	%	⌚	%	Total	%
Draw	35	53	19	51	54	52
Front	21	81	3	67	24	79
Guard	2	75	1	75	3	75
Raise	3	100	0	-	3	100
Wick / Soft Peeling	0	-	1	75	1	75
Freeze	0	-	0	-	0	-
Take-out	6	25	10	60	16	47
Hit and Roll	1	0	0	-	1	0
Clearing	2	63	2	100	4	81
Double Take-out	4	50	2	75	6	58
Promotion Take-out	2	38	0	-	2	38
All Draws	61	66	24	55	85	63
All Take-outs	15	37	14	68	29	52
<b>Total</b>	<b>76</b>	<b>60</b>	<b>38</b>	<b>60</b>	<b>114</b>	<b>60</b>
Not considered					0	-

JAQUEROD Francoise F 2 Right-handed

Type	⌚	%	⌚	%	Total	%
Draw	41	47	22	48	63	47
Front	1	100	0	-	1	100
Guard	5	95	2	50	7	82
Raise	4	50	7	71	11	64
Wick / Soft Peeling	0	-	0	-	0	-
Freeze	0	-	0	-	0	-
Take-out	22	77	18	54	40	67
Hit and Roll	2	100	1	0	3	67
Clearing	6	79	4	88	10	83
Double Take-out	2	25	2	50	4	38
Promotion Take-out	1	0	0	-	1	0
All Draws	51	53	31	53	82	53
All Take-outs	33	73	25	57	58	66
<b>Total</b>	<b>84</b>	<b>61</b>	<b>56</b>	<b>55</b>	<b>140</b>	<b>59</b>
Not considered					0	-

Team: SUI - Switzerland

Type	⌚	%	⌚	%	Total	%
Draw	173	53	120	51	293	52
Front	44	80	20	75	64	78
Guard	20	83	10	60	30	75
Raise	15	62	15	52	30	57
Wick / Soft Peeling	2	50	2	38	4	44
Freeze	1	0	0	-	1	0
Take-out	74	54	55	49	129	52
Hit and Roll	7	68	6	46	13	58
Clearing	10	73	9	78	19	75
Double Take-out	14	39	12	42	26	40
Promotion Take-out	10	33	1	0	11	30
All Draws	255	60	167	54	422	58
All Take-outs	115	53	83	50	198	52
<b>Total</b>	<b>370</b>	<b>58</b>	<b>250</b>	<b>53</b>	<b>620</b>	<b>56</b>
Not considered					0	-

**Note:**  
Position and function for each team member:  
4 = Fourth, 3 = Third, 2 = Second, 1 = Lead, A = Alternate, S = Skip, V = Vice-Skip

**Legend:**  
⌚ Clockwise      ⌚ Counter-clockwise      F Female  
M Male

## Cumulative Player Statistics by Team 队伍成员技术数据统计

### SVK - Slovakia

ZATKO Peter M 4 V Right-handed

Type	⌚	%	⌚	%	Total	%
Draw	26	62	24	55	50	59
Front	0	-	0	-	0	-
Guard	7	82	8	81	15	82
Raise	5	60	3	25	8	47
Wick / Soft Peeling	0	-	0	-	0	-
Freeze	0	-	0	-	0	-
Take-out	28	59	22	67	50	63
Hit and Roll	3	58	4	69	7	64
Clearing	1	100	2	100	3	100
Double Take-out	9	36	6	50	15	42
Promotion Take-out	1	100	2	88	3	92
All Draws	38	65	35	59	73	62
All Take-outs	42	56	36	67	78	61
<b>Total</b>	<b>80</b>	<b>60</b>	<b>71</b>	<b>63</b>	<b>151</b>	<b>62</b>
Not considered					0	-

KUNKELOVA Monika F 1 Right-handed

Type	⌚	%	⌚	%	Total	%
Draw	57	66	8	59	65	65
Front	38	92	13	60	51	84
Guard	4	69	0	-	4	69
Raise	0	-	0	-	0	-
Wick / Soft Peeling	0	-	0	-	0	-
Freeze	0	-	0	-	0	-
Take-out	25	66	4	25	29	60
Hit and Roll	0	-	0	-	0	-
Clearing	0	-	0	-	0	-
Double Take-out	3	33	0	-	3	33
Promotion Take-out	0	-	0	-	0	-
All Draws	99	76	21	60	120	73
All Take-outs	28	63	4	25	32	58
<b>Total</b>	<b>127</b>	<b>73</b>	<b>25</b>	<b>54</b>	<b>152</b>	<b>70</b>
Not considered					2	-

DURIS Radoslav M 3 S Right-handed

Type	⌚	%	⌚	%	Total	%
Draw	31	66	25	63	56	65
Front	0	-	1	100	1	100
Guard	5	65	7	96	12	83
Raise	4	75	1	100	5	80
Wick / Soft Peeling	0	-	0	-	0	-
Freeze	0	-	0	-	0	-
Take-out	42	62	17	65	59	63
Hit and Roll	5	95	2	100	7	96
Clearing	3	50	1	100	4	63
Double Take-out	6	58	2	50	8	56
Promotion Take-out	2	13	0	-	2	13
All Draws	40	67	34	72	74	69
All Take-outs	58	62	22	68	80	64
<b>Total</b>	<b>98</b>	<b>64</b>	<b>56</b>	<b>71</b>	<b>154</b>	<b>66</b>
Not considered					0	-

KANOVA Alena F A Right-handed

Type	⌚	%	⌚	%	Total	%
Draw	0	-	0	-	0	-
Front	0	-	0	-	0	-
Guard	0	-	0	-	0	-
Raise	0	-	0	-	0	-
Wick / Soft Peeling	0	-	0	-	0	-
Freeze	0	-	0	-	0	-
Take-out	0	-	0	-	0	-
Hit and Roll	0	-	0	-	0	-
Clearing	0	-	0	-	0	-
Double Take-out	0	-	0	-	0	-
Promotion Take-out	0	-	0	-	0	-
All Draws	0	-	0	-	0	-
All Take-outs	0	-	0	-	0	-
<b>Total</b>	<b>0</b>	<b>-</b>	<b>0</b>	<b>-</b>	<b>0</b>	<b>-</b>
Not considered					0	-

PITONAK Dusan M 2 Right-handed

Type	⌚	%	⌚	%	Total	%
Draw	32	57	17	53	49	56
Front	3	92	2	100	5	95
Guard	4	100	8	75	12	83
Raise	4	88	1	100	5	90
Wick / Soft Peeling	1	100	0	-	1	100
Freeze	0	-	0	-	0	-
Take-out	45	59	13	37	58	54
Hit and Roll	1	75	2	100	3	92
Clearing	5	80	3	100	8	88
Double Take-out	6	58	3	67	9	61
Promotion Take-out	2	88	2	38	4	63
All Draws	44	67	28	64	72	66
All Take-outs	59	62	23	54	82	60
<b>Total</b>	<b>103</b>	<b>64</b>	<b>51</b>	<b>60</b>	<b>154</b>	<b>63</b>
Not considered					0	-

Team: SVK - Slovakia

Type	⌚	%	⌚	%	Total	%
Draw	146	63	74	58	220	61
Front	41	92	16	67	57	85
Guard	20	79	23	84	43	81
Raise	13	73	5	55	18	68
Wick / Soft Peeling	1	100	0	-	1	100
Freeze	0	-	0	-	0	-
Take-out	140	61	56	56	196	60
Hit and Roll	9	81	8	84	17	82
Clearing	9	72	6	100	15	83
Double Take-out	24	47	11	55	35	49
Promotion Take-out	5	60	4	63	9	61
All Draws	221	71	118	64	339	68
All Take-outs	187	61	85	62	272	61
<b>Total</b>	<b>408</b>	<b>66</b>	<b>203</b>	<b>63</b>	<b>611</b>	<b>65</b>
Not considered					2	-

#### Note:

Position and function for each team member:

4 = Fourth, 3 = Third, 2 = Second, 1 = Lead, A = Alternate, S = Skip, V = Vice-Skip

#### Legend:

⌚ Clockwise

⌚ Counter-clockwise

F Female

M Male



## Cumulative Player Statistics by Team

### 队伍成员技术数据统计

### SWE - Sweden

PETTERSSON-DAHL Viljo M 4 S Right-handed

Type	↻	%	↺	%	Total	%
Draw	32	70	32	59	64	65
Front	0	-	0	-	0	-
Guard	7	93	5	100	12	96
Raise	0	-	1	50	1	50
Wick / Soft Peeling	0	-	0	-	0	-
Freeze	0	-	0	-	0	-
Take-out	22	65	15	82	37	72
Hit and Roll	8	75	4	88	12	79
Clearing	6	67	3	75	9	69
Double Take-out	7	43	7	46	14	45
Promotion Take-out	2	100	1	0	3	67
All Draws	39	74	38	64	77	69
All Take-outs	45	65	30	71	75	67
<b>Total</b>	<b>84</b>	<b>69</b>	<b>68</b>	<b>67</b>	<b>152</b>	<b>68</b>
Not considered					2	-

ULANDER Kristina F 1 V Right-handed

Type	↻	%	↺	%	Total	%
Draw	62	76	15	60	77	73
Front	26	80	3	100	29	82
Guard	6	83	0	-	6	83
Raise	1	0	0	-	1	0
Wick / Soft Peeling	4	13	0	-	4	13
Freeze	0	-	0	-	0	-
Take-out	20	75	11	73	31	74
Hit and Roll	0	-	0	-	0	-
Clearing	0	-	1	75	1	75
Double Take-out	1	50	0	-	1	50
Promotion Take-out	0	-	0	-	0	-
All Draws	99	74	18	67	117	73
All Take-outs	21	74	12	73	33	73
<b>Total</b>	<b>120</b>	<b>74</b>	<b>30</b>	<b>69</b>	<b>150</b>	<b>73</b>
Not considered					8	-

PERSSON Ronny M 3 Right-handed

Type	↻	%	↺	%	Total	%
Draw	19	62	16	39	35	51
Front	2	50	0	-	2	50
Guard	13	69	6	79	19	72
Raise	2	50	2	50	4	50
Wick / Soft Peeling	0	-	0	-	0	-
Freeze	0	-	0	-	0	-
Take-out	32	61	18	67	50	63
Hit and Roll	5	40	5	75	10	58
Clearing	14	64	8	59	22	63
Double Take-out	8	56	6	58	14	57
Promotion Take-out	0	-	1	0	1	0
All Draws	36	63	24	50	60	58
All Take-outs	59	59	38	63	97	61
<b>Total</b>	<b>95</b>	<b>61</b>	<b>62</b>	<b>58</b>	<b>157</b>	<b>60</b>
Not considered					0	-

JOHANSSON Sabina F A Right-handed

Type	↻	%	↺	%	Total	%
Draw	0	-	0	-	0	-
Front	0	-	0	-	0	-
Guard	0	-	0	-	0	-
Raise	0	-	0	-	0	-
Wick / Soft Peeling	0	-	0	-	0	-
Freeze	0	-	0	-	0	-
Take-out	0	-	0	-	0	-
Hit and Roll	0	-	0	-	0	-
Clearing	0	-	0	-	0	-
Double Take-out	0	-	0	-	0	-
Promotion Take-out	0	-	0	-	0	-
All Draws	0	-	0	-	0	-
All Take-outs	0	-	0	-	0	-
<b>Total</b>	<b>0</b>	<b>-</b>	<b>0</b>	<b>-</b>	<b>0</b>	<b>-</b>
Not considered					0	-

ENGBORG Mats-Ola M 2 Right-handed

Type	↻	%	↺	%	Total	%
Draw	30	78	13	48	43	69
Front	5	80	0	-	5	80
Guard	11	89	7	96	18	92
Raise	1	0	0	-	1	0
Wick / Soft Peeling	0	-	0	-	0	-
Freeze	0	-	0	-	0	-
Take-out	31	63	18	69	49	65
Hit and Roll	1	100	0	-	1	100
Clearing	24	81	12	67	36	76
Double Take-out	1	100	1	50	2	75
Promotion Take-out	2	50	0	-	2	50
All Draws	47	79	20	65	67	75
All Take-outs	59	71	31	68	90	70
<b>Total</b>	<b>106</b>	<b>75</b>	<b>51</b>	<b>67</b>	<b>157</b>	<b>72</b>
Not considered					1	-

Team: SWE - Sweden

Type	↻	%	↺	%	Total	%
Draw	143	73	76	53	219	66
Front	33	78	3	100	36	80
Guard	37	82	18	92	55	85
Raise	4	25	3	50	7	36
Wick / Soft Peeling	4	13	0	-	4	13
Freeze	0	-	0	-	0	-
Take-out	105	65	62	72	167	68
Hit and Roll	14	64	9	81	23	71
Clearing	44	74	24	66	68	71
Double Take-out	17	53	14	52	31	52
Promotion Take-out	4	75	2	0	6	50
All Draws	221	73	100	62	321	70
All Take-outs	184	66	111	68	295	67
<b>Total</b>	<b>405</b>	<b>70</b>	<b>211</b>	<b>65</b>	<b>616</b>	<b>68</b>
Not considered					11	-

#### Note:

Position and function for each team member:

4 = Fourth, 3 = Third, 2 = Second, 1 = Lead, A = Alternate, S = Skip, V = Vice-Skip

#### Legend:

↻ Clockwise

↺ Counter-clockwise

F Female

M Male

## Cumulative Player Statistics by Team 队伍成员技术数据统计

### USA - United States of America

THUMS Matthew M 4 S Right-handed

Type	⌚	%	⌚	%	Total	%
Draw	39	51	34	43	73	48
Front	0	-	0	-	0	-
Guard	7	82	7	93	14	88
Raise	8	53	4	56	12	54
Wick / Soft Peeling	0	-	0	-	0	-
Freeze	1	100	0	-	1	100
Take-out	20	58	10	45	30	53
Hit and Roll	1	50	2	25	3	33
Clearing	2	100	4	88	6	92
Double Take-out	3	50	4	50	7	50
Promotion Take-out	0	-	1	25	1	25
All Draws	55	56	45	52	100	55
All Take-outs	26	60	21	51	47	56
<b>Total</b>	<b>81</b>	<b>57</b>	<b>66</b>	<b>52</b>	<b>147</b>	<b>55</b>
Not considered					3	-

URANCHIMEG Batoyun F 1 Right-handed

Type	⌚	%	⌚	%	Total	%
Draw	46	63	22	49	68	58
Front	23	71	4	94	27	74
Guard	0	-	0	-	0	-
Raise	1	100	1	75	2	88
Wick / Soft Peeling	0	-	2	0	2	0
Freeze	0	-	0	-	0	-
Take-out	14	54	12	63	26	58
Hit and Roll	0	-	1	100	1	100
Clearing	0	-	0	-	0	-
Double Take-out	2	50	0	-	2	50
Promotion Take-out	0	-	0	-	0	-
All Draws	70	66	29	53	99	62
All Take-outs	16	53	13	65	29	59
<b>Total</b>	<b>86</b>	<b>64</b>	<b>42</b>	<b>57</b>	<b>128</b>	<b>61</b>
Not considered					2	-

EMT Steve M 3 V Right-handed

Type	⌚	%	⌚	%	Total	%
Draw	37	64	35	45	72	55
Front	1	100	0	-	1	100
Guard	7	68	3	92	10	75
Raise	4	100	1	100	5	100
Wick / Soft Peeling	0	-	0	-	0	-
Freeze	0	-	0	-	0	-
Take-out	19	62	18	67	37	64
Hit and Roll	4	75	3	83	7	79
Clearing	6	92	10	73	16	80
Double Take-out	3	33	3	67	6	50
Promotion Take-out	0	-	0	-	0	-
All Draws	49	68	39	50	88	60
All Take-outs	32	66	34	70	66	68
<b>Total</b>	<b>81</b>	<b>68</b>	<b>73</b>	<b>59</b>	<b>154</b>	<b>64</b>
Not considered					0	-

WILSON Pamela F A Right-handed

Type	⌚	%	⌚	%	Total	%
Draw	4	44	4	69	8	56
Front	4	50	4	94	8	72
Guard	0	-	0	-	0	-
Raise	0	-	0	-	0	-
Wick / Soft Peeling	0	-	0	-	0	-
Freeze	0	-	0	-	0	-
Take-out	7	54	3	33	10	48
Hit and Roll	1	100	0	-	1	100
Clearing	0	-	0	-	0	-
Double Take-out	0	-	1	100	1	100
Promotion Take-out	0	-	0	-	0	-
All Draws	8	47	8	81	16	64
All Take-outs	8	59	4	50	12	56
<b>Total</b>	<b>16</b>	<b>53</b>	<b>12</b>	<b>71</b>	<b>28</b>	<b>61</b>
Not considered					0	-

SAMSA Dave M 2 Right-handed

Type	⌚	%	⌚	%	Total	%
Draw	35	63	25	46	60	56
Front	2	75	1	100	3	83
Guard	5	80	1	50	6	75
Raise	1	100	1	100	2	100
Wick / Soft Peeling	0	-	1	100	1	100
Freeze	0	-	0	-	0	-
Take-out	27	56	20	61	47	59
Hit and Roll	2	100	2	63	4	81
Clearing	7	71	14	55	21	61
Double Take-out	1	100	4	50	5	60
Promotion Take-out	0	-	1	0	1	0
All Draws	43	66	29	52	72	60
All Take-outs	37	63	41	57	78	60
<b>Total</b>	<b>80</b>	<b>65</b>	<b>70</b>	<b>55</b>	<b>150</b>	<b>60</b>
Not considered					0	-

Team: USA - United States of America

Type	⌚	%	⌚	%	Total	%
Draw	161	60	120	46	281	54
Front	30	69	9	94	39	75
Guard	19	76	11	89	30	81
Raise	14	73	7	71	21	73
Wick / Soft Peeling	0	-	3	33	3	33
Freeze	1	100	0	-	1	100
Take-out	87	57	63	59	150	58
Hit and Roll	8	81	8	66	16	73
Clearing	15	83	28	66	43	72
Double Take-out	9	50	12	58	21	55
Promotion Take-out	0	-	2	13	2	13
All Draws	225	64	150	53	375	59
All Take-outs	119	62	113	60	232	61
<b>Total</b>	<b>344</b>	<b>63</b>	<b>263</b>	<b>56</b>	<b>607</b>	<b>60</b>
Not considered					5	-

**Note:**  
Position and function for each team member:  
4 = Fourth, 3 = Third, 2 = Second, 1 = Lead, A = Alternate, S = Skip, V = Vice-Skip

**Legend:**  
⌚ Clockwise      ⌚ Counter-clockwise      F Female  
M Male



## Session Results and Standings

每轮比赛成绩和排名

Sheet	Game	Team	LSFE	1	2	3	4	5	6	7	8	Extra Ends	Total
A	10	LAT - Latvia		1	0	0	0	1	0	X	X		2
	10	CHN - People's Republic of China	*	0	2	1	3	0	3	X	X		9
C	10	KOR - Republic of Korea	*	1	1	1	0	0	5	2	X		10
	10	SWE - Sweden		0	0	0	1	3	0	0	X		4
D	10	SVK - Slovakia	*	1	0	0	1	0	2	1	2		7
	10	EST - Estonia		0	1	3	0	2	0	0	0		6

## Standings after Round Robin

Rank	Team	Games	Wins	Losses	
1	CHN - People's Republic of China	10	8	2	Q
2	SVK - Slovakia	10	7	3	Q w2
3	SWE - Sweden	10	7	3	Q w1
4	CAN - Canada	10	7	3	Q w0
5	USA - United States of America	10	5	5	w1
6	KOR - Republic of Korea	10	5	5	w0
7	NOR - Norway	10	4	6	w2
8	GBR - Great Britain	10	4	6	w1
9	LAT - Latvia	10	4	6	w0
10	EST - Estonia	10	3	7	
11	SUI - Switzerland	10	1	9	

**Legend:**

**LSFE(\*)** Last Stone First End

**Q** Qualified for the semi-finals

**wn** Number of wins (n) against tied teams

**X** Unplayed/unfinished end due to concession



## Game Results

### 比赛成绩

Sheet	Game	Team	LSFE	1	2	3	4	5	6	7	8	Extra Ends	Total
A	10	LAT - Latvia		1	0	0	0	1	0	X	X		2
	10	CHN - People's Republic of China	*	0	2	1	3	0	3	X	X		9

LAT - Latvia			Shot Success	
			Game	All
4	DJACENKO Sergejs	M	50%	62%
3 S	ROZKOVA Polina	F	21%	53%
2	LASMANS Agris	M	42%	66%
1 V	BRIEDIS Ojars	M	79%	72%
A	DIMBOVSKIS Aleksandrs	M	-	-
Team Total			48%	63%

CHN - People's Republic of China			Shot Success	
			Game	All
4 S	WANG Haitao	M	58%	67%
3 V	CHEN Jianxin	M	58%	71%
2	ZHANG Mingliang	M	73%	72%
1	YAN Zhuo	F	69%	72%
A	SUN Yulong	M	-	-
Team Total			65%	71%

Last Stone Draw		Distance
⌚	LASMANS Agris	199.6cm
⌚	BRIEDIS Ojars	199.6cm
<b>Total</b>		<b>399.2cm</b>

Time remaining: 12 minutes 58 seconds

Last Stone Draw		Distance
⌚	ZHANG Mingliang	177.4cm
⌚	WANG Haitao	176.5cm
<b>Total</b>		<b>353.9cm</b>

Time remaining: 14 minutes 46 seconds

## Shot Success Analysis

LAT - Latvia		⌚	⌚	Game
4	DJACENKO Sergejs	Draws	5 70%	4 50% 9 61%
		Take-outs	2 25%	1 0% 3 17%
		Total	7 57%	5 40% 12 50%
3	ROZKOVA Polina	Draws	4 0%	4 25% 8 13%
		Take-outs	0 -	4 38% 4 38%
		Total	4 0%	8 31% 12 21%
2	LASMANS Agris	Draws	5 30%	4 63% 9 44%
		Take-outs	1 50%	2 25% 3 33%
		Total	6 33%	6 50% 12 42%
1	BRIEDIS Ojars	Draws	6 83%	4 63% 10 75%
		Take-outs	2 100%	0 - 2 100%
		Total	8 88%	4 63% 12 79%
A	DIMBOVSKIS Aleksandrs	Draws	0 -	0 - 0 -
		Take-outs	0 -	0 - 0 -
		Total	0 -	0 - 0 -
Team		Draws	20 50%	16 50% 36 50%
		Take-outs	5 60%	7 29% 12 42%
		Total	25 52%	23 43% 48 48%

CHN - People's Republic of China		⌚	⌚	Game
4	WANG Haitao	Draws	3 50%	4 44% 7 46%
		Take-outs	2 100%	3 58% 5 75%
		Total	5 70%	7 50% 12 58%
3	CHEN Jianxin	Draws	3 58%	3 67% 6 63%
		Take-outs	2 63%	4 50% 6 54%
		Total	5 60%	7 57% 12 58%
2	ZHANG Mingliang	Draws	2 50%	3 58% 5 55%
		Take-outs	4 75%	3 100% 7 86%
		Total	6 67%	6 79% 12 73%
1	YAN Zhuo	Draws	7 57%	2 88% 9 64%
		Take-outs	3 83%	0 - 3 83%
		Total	10 65%	2 88% 12 69%
A	SUN Yulong	Draws	0 -	0 - 0 -
		Take-outs	0 -	0 - 0 -
		Total	0 -	0 - 0 -
Team		Draws	15 55%	12 60% 27 57%
		Take-outs	11 80%	10 68% 21 74%
		Total	26 65%	22 64% 48 65%

### Note:

Position and function for each team member:

4 = Fourth, 3 = Third, 2 = Second, 1 = Lead, A = Alternate, S = Skip, V = Vice-Skip

### Legend:

⌚ Clockwise

⌚ Counter-clockwise

F Female

LSFE(\*) Last Stone First End

M Male

X Unplayed/unfinished end due to concession



**Game - Shot by Shot**  
每投统计数据

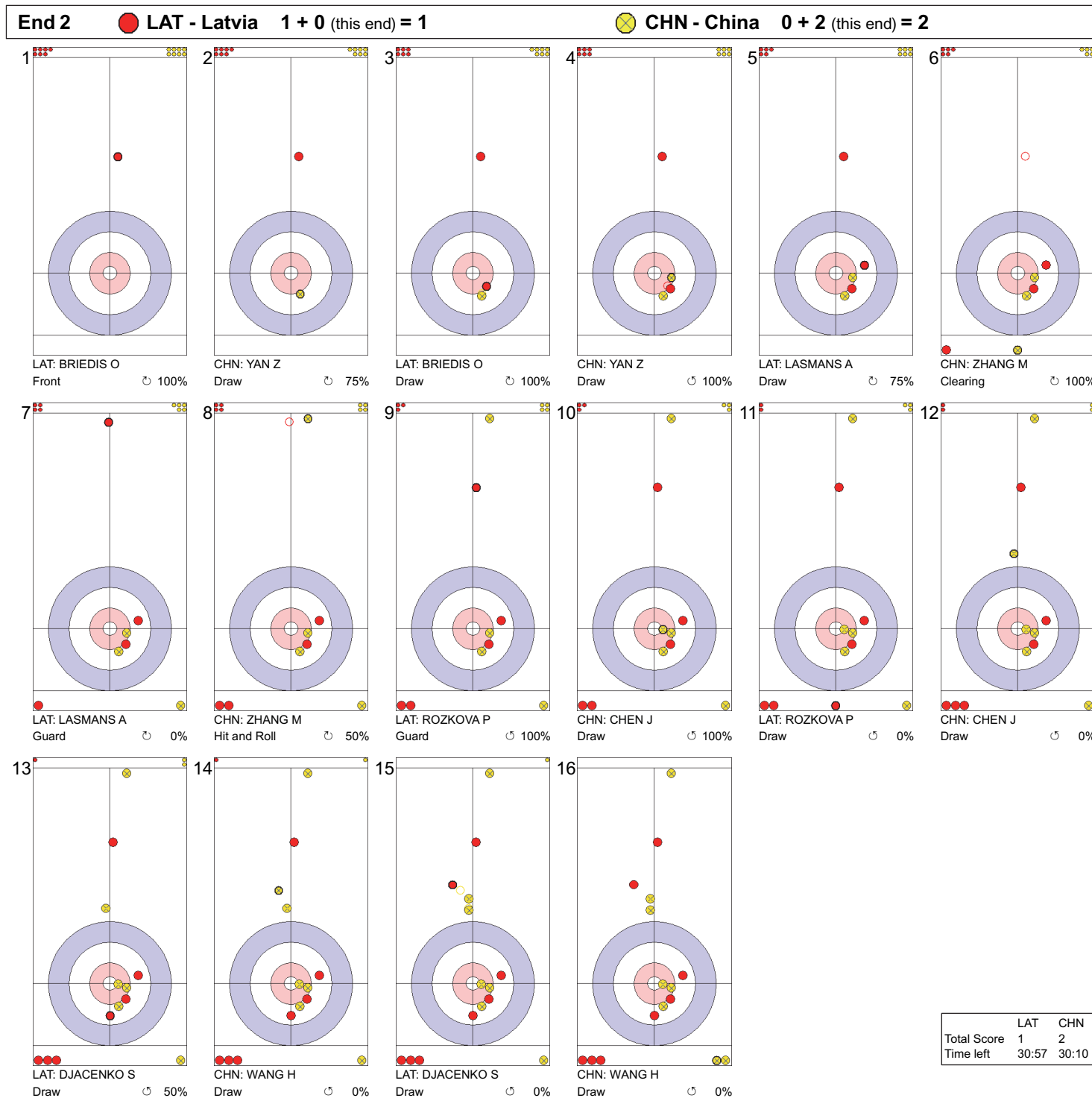


**Legend:**

↻ Clockwise      ↺ Counter-clockwise      - Not considered



Game - Shot by Shot  
每投统计数据

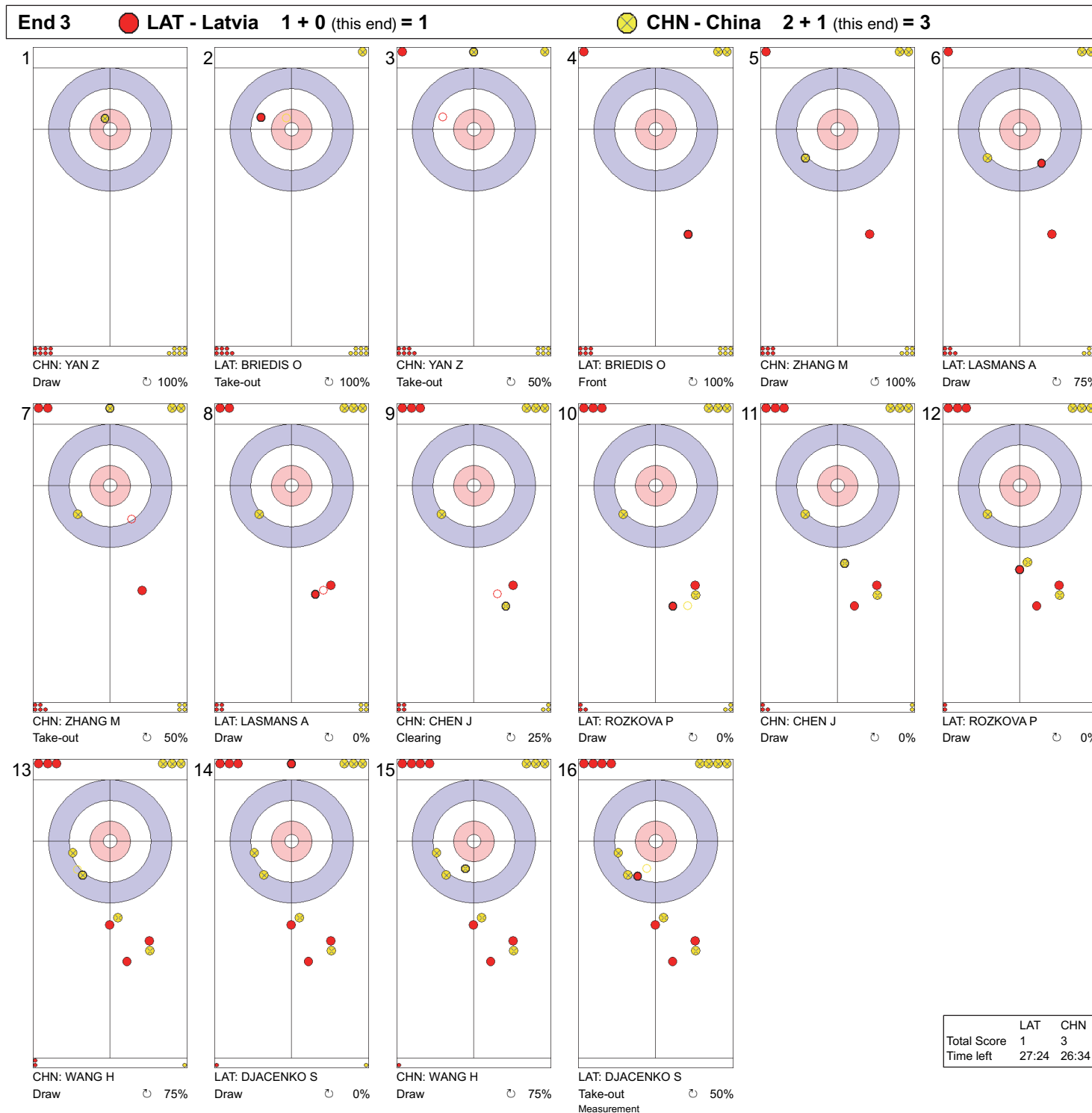


	LAT	CHN
Total Score	1	2
Time left	30:57	30:10

Legend:   
 ↻ Clockwise      ↺ Counter-clockwise      - Not considered



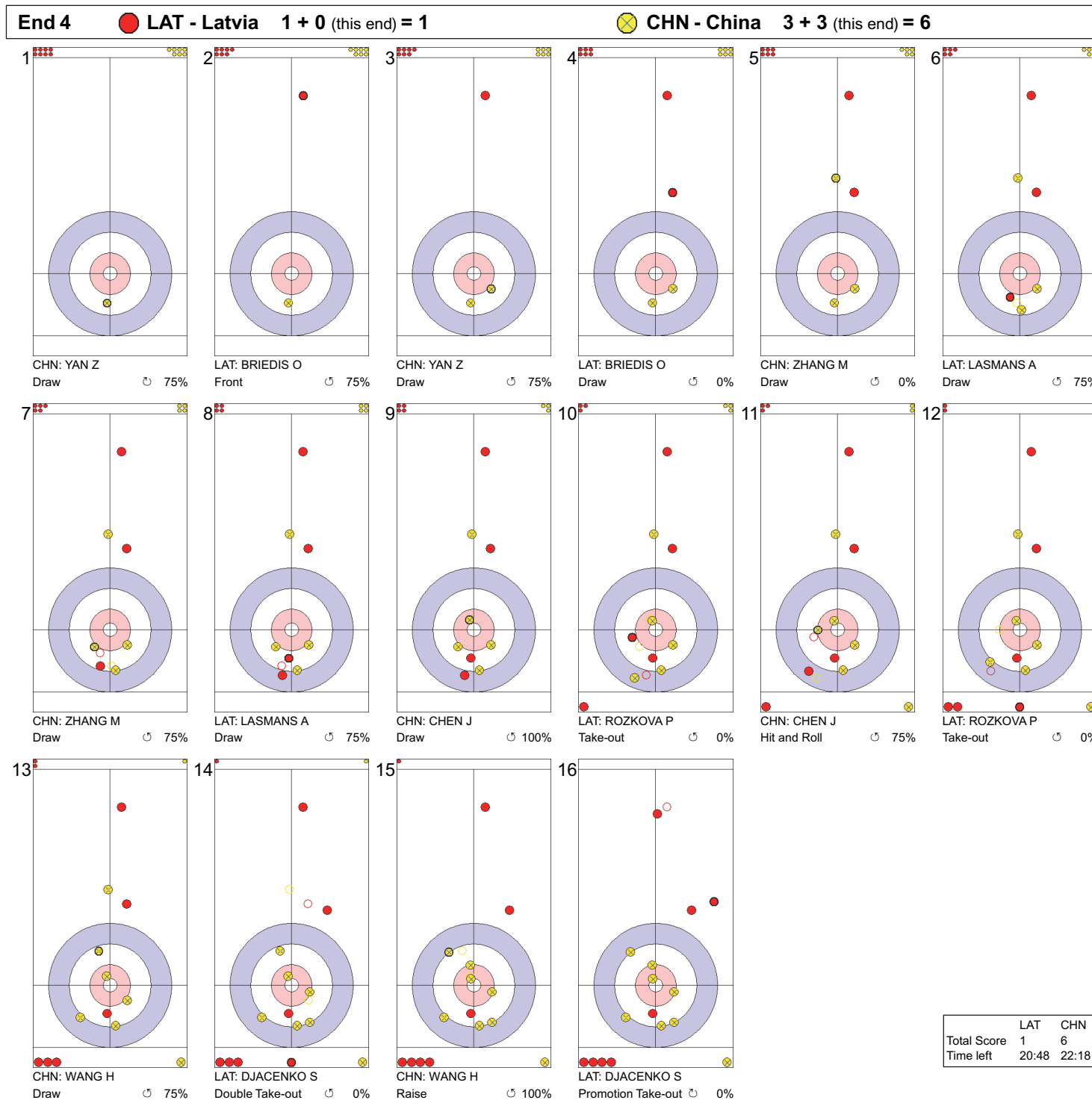
**Game - Shot by Shot**  
每投统计数据



**Legend:**  
 ↻ Clockwise      ↺ Counter-clockwise      - Not considered



**Game - Shot by Shot**  
每投统计数据



**Legend:**

↻ Clockwise      ↺ Counter-clockwise      - Not considered





**Game - Shot by Shot**  
每投统计数据

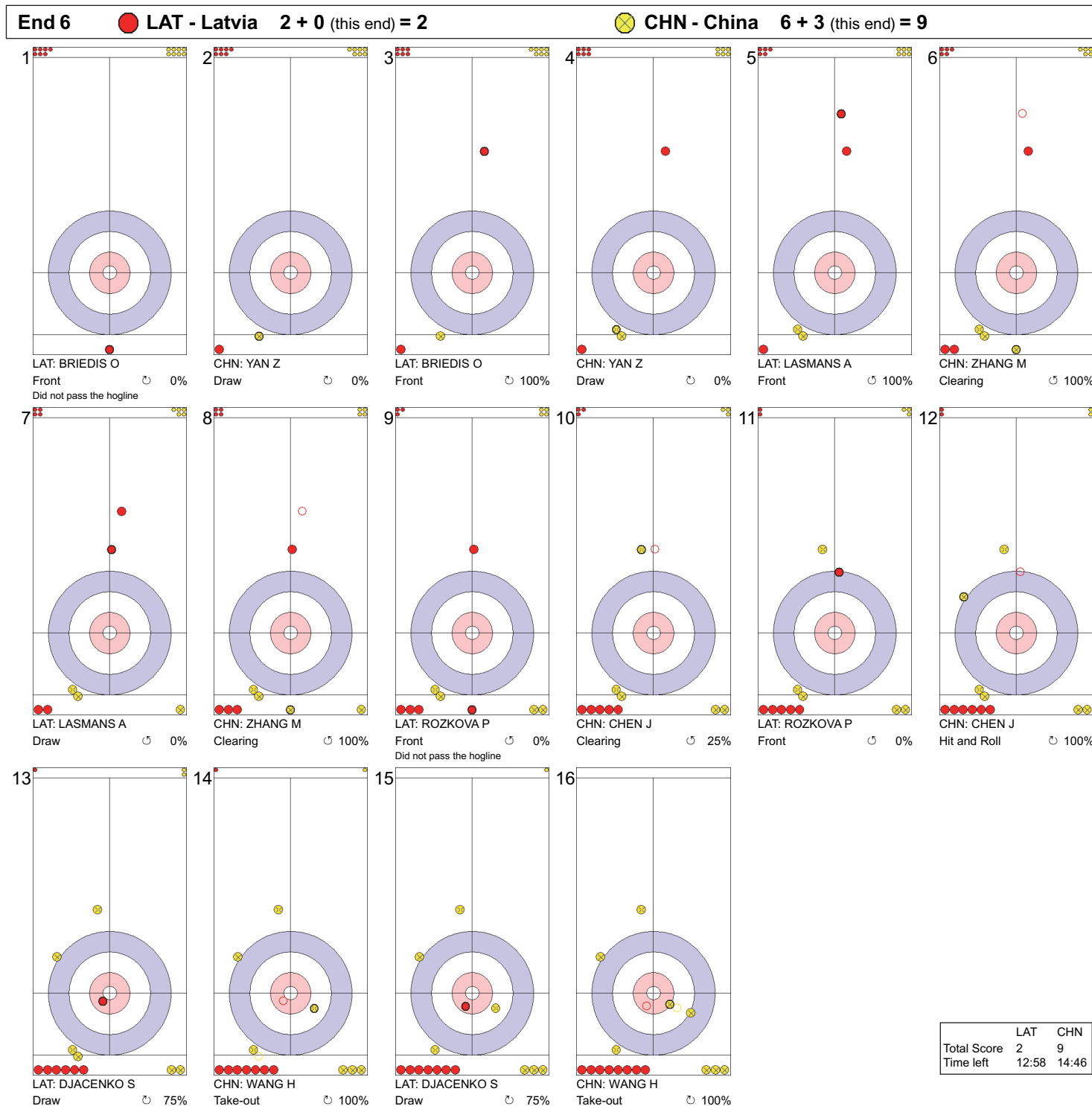


**Legend:**

↻ Clockwise      ↺ Counter-clockwise      - Not considered



Game - Shot by Shot  
每投统计数据



Legend:

↻ Clockwise      ↺ Counter-clockwise      - Not considered



## Game Results

### 比赛成绩

Sheet	Game	Team	LSFE	1	2	3	4	5	6	7	8	Extra Ends	Total
C	10	KOR - Republic of Korea	*	1	1	1	0	0	5	2	X		10
	10	SWE - Sweden		0	0	0	1	3	0	0	X		4

KOR - Republic of Korea			Shot Success	
			Game	All
4 S	JANG Jaehyuk	M	63%	60%
3 V	GO Seungnam	M	66%	58%
2	JUNG Sunghun	M	63%	61%
1	BAEK Hyejin	F	73%	71%
A	YOON Eungu	M	-	69%
Team Total			66%	64%

SWE - Sweden			Shot Success	
			Game	All
4 S	PETTERSSON-DAHL Viljo	M	50%	68%
3	PERSSON Ronny	M	55%	60%
2	ENGBORG Mats-Ola	M	59%	72%
1 V	ULANDER Kristina	F	57%	73%
A	JOHANSSON Sabina	F	-	-
Team Total			55%	68%

Last Stone Draw		Distance
☺	GO Seungnam	31.6cm
☹	JANG Jaehyuk	18.2cm
<b>Total</b>		<b>49.8cm</b>

Time remaining: 9 minutes 8 seconds

Last Stone Draw		Distance
☺	PETTERSSON-DAHL Viljo	136.8cm
☹	PERSSON Ronny	59.4cm
<b>Total</b>		<b>196.2cm</b>

Time remaining: 4 minutes 48 seconds

## Shot Success Analysis

KOR - Republic of Korea		☺	☹	Game
4	JANG Jaehyuk	Draws 5 55%	4 50%	9 53%
		Take-outs 3 67%	2 100%	5 80%
		Total 8 59%	6 67%	14 63%
3	GO Seungnam	Draws 5 55%	4 75%	9 64%
		Take-outs 5 70%	0 -	5 70%
		Total 10 63%	4 75%	14 66%
2	JUNG Sunghun	Draws 2 88%	5 50%	7 61%
		Take-outs 4 63%	3 67%	7 64%
		Total 6 71%	8 56%	14 63%
1	BAEK Hyejin	Draws 9 81%	1 0%	10 73%
		Take-outs 4 75%	0 -	4 75%
		Total 13 79%	1 0%	14 73%
A	YOON Eungu	Draws 0 -	0 -	0 -
		Take-outs 0 -	0 -	0 -
		Total 0 -	0 -	0 -
Team		Draws 21 69%	14 54%	35 63%
		Take-outs 16 69%	5 80%	21 71%
		Total 37 69%	19 61%	56 66%

SWE - Sweden		☺	☹	Game
4	PETTERSSON-DAHL Viljo	Draws 4 19%	2 75%	6 38%
		Take-outs 2 25%	6 71%	8 59%
		Total 6 21%	8 72%	14 50%
3	PERSSON Ronny	Draws 1 75%	6 50%	7 54%
		Take-outs 4 50%	3 67%	7 57%
		Total 5 55%	9 56%	14 55%
2	ENGBORG Mats-Ola	Draws 2 50%	3 58%	5 55%
		Take-outs 7 64%	2 50%	9 61%
		Total 9 61%	5 55%	14 59%
1	ULANDER Kristina	Draws 9 50%	1 0%	10 45%
		Take-outs 2 100%	2 75%	4 88%
		Total 11 59%	3 50%	14 57%
A	JOHANSSON Sabina	Draws 0 -	0 -	0 -
		Take-outs 0 -	0 -	0 -
		Total 0 -	0 -	0 -
Team		Draws 16 44%	12 52%	28 47%
		Take-outs 15 60%	13 67%	28 63%
		Total 31 52%	25 60%	56 55%

### Note:

Position and function for each team member:

4 = Fourth, 3 = Third, 2 = Second, 1 = Lead, A = Alternate, S = Skip, V = Vice-Skip

### Legend:

☺ Clockwise

☹ Counter-clockwise

F Female

LSFE(\*) Last Stone First End

M Male

X Unplayed/unfinished end due to concession



Game - Shot by Shot

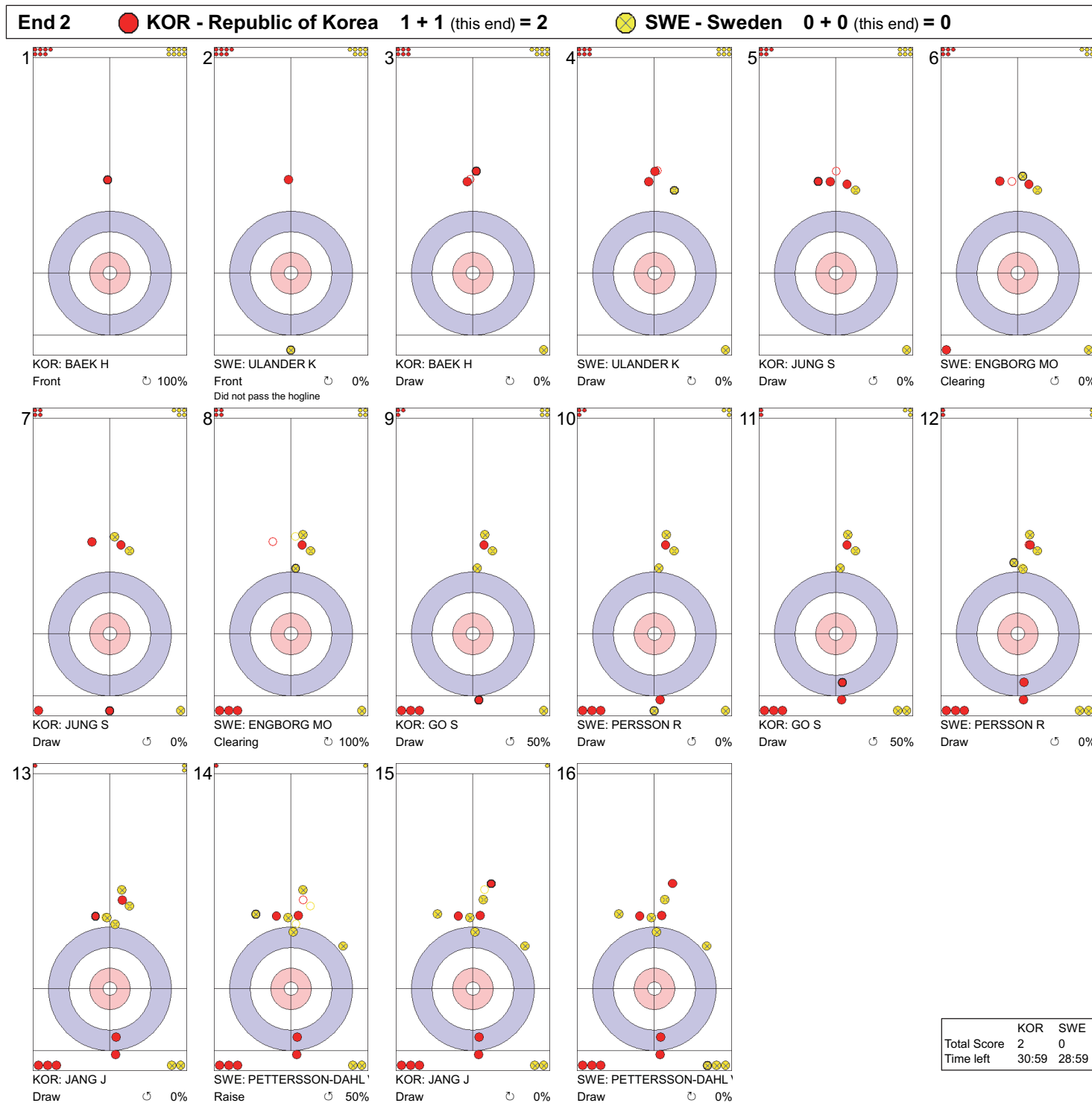
每投统计数据



Legend: ↻ Clockwise      ↺ Counter-clockwise      - Not considered



Game - Shot by Shot  
每投统计数据



Legend:

↻ Clockwise      ↺ Counter-clockwise      - Not considered



Game - Shot by Shot  
每投统计数据

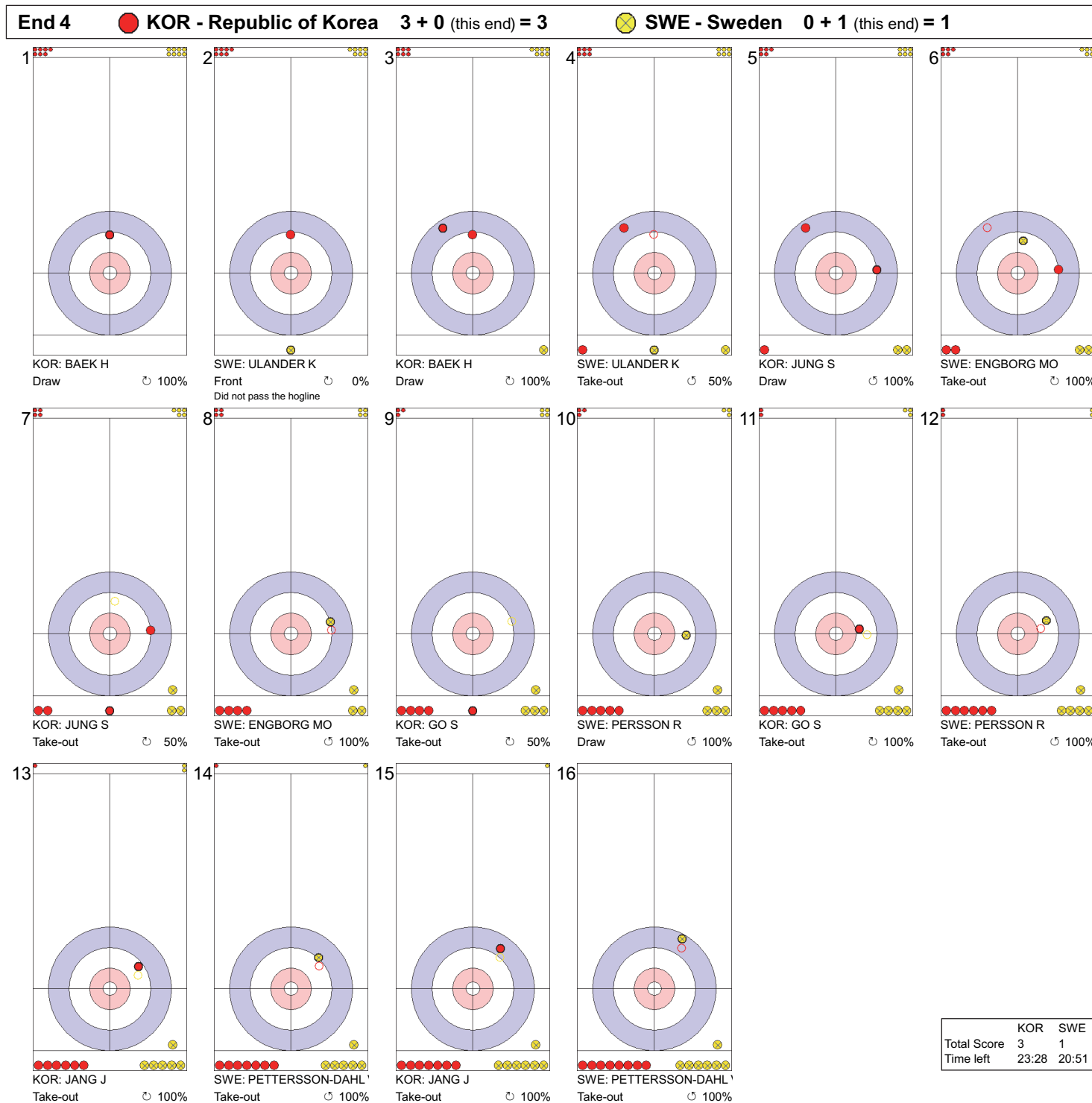


Legend:

↻ Clockwise      ↺ Counter-clockwise      - Not considered



Game - Shot by Shot  
每投统计数据

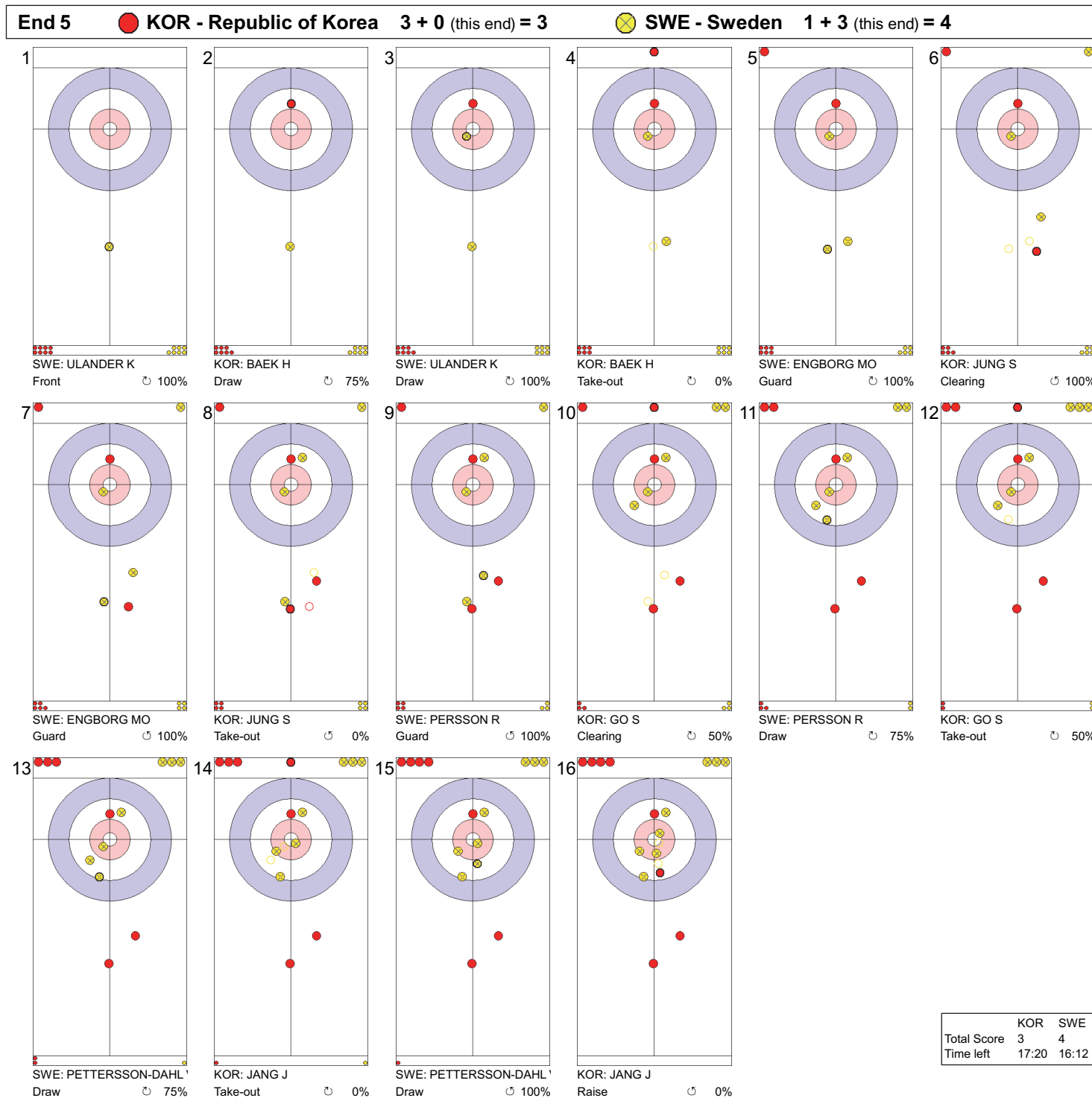


Legend:

↻ Clockwise   ↺ Counter-clockwise   - Not considered



**Game - Shot by Shot**  
每投统计数据




**Legend:**

↻ Clockwise   ↺ Counter-clockwise   - Not considered





Game - Shot by Shot  
每投统计数据

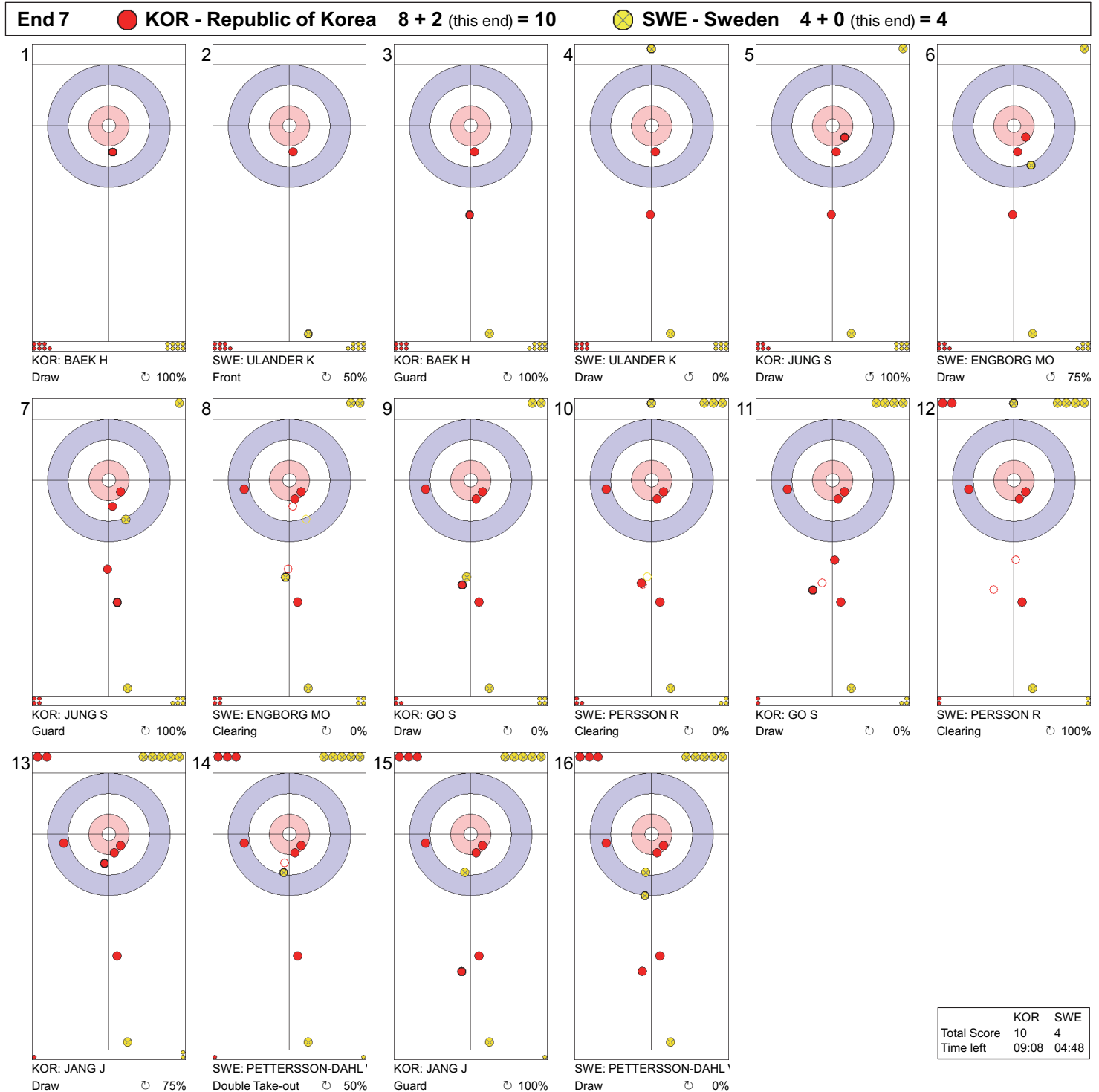


**Legend:**  
 ↻ Clockwise      ↺ Counter-clockwise      - Not considered



Game - Shot by Shot

每投统计数据



Legend:

↻ Clockwise

↺ Counter-clockwise

- Not considered



## Game Results

### 比赛成绩

Sheet	Game	Team	LSFE	1	2	3	4	5	6	7	8	Extra	Ends	Total
D	10	SVK - Slovakia	*	1	0	0	1	0	2	1	2			7
	10	EST - Estonia		0	1	3	0	2	0	0	0			6

SVK - Slovakia			Shot Success		
			Game	All	
4	V	ZATKO Peter	M	41%	62%
3	S	DURIS Radoslav	M	45%	66%
2		PITONAK Dusan	M	78%	63%
1		KUNKELOVA Monika	F	75%	70%
A		KANOVA Alena	F	-	-
Team Total				60%	65%

EST - Estonia			Shot Success		
			Game	All	
4	S	KOITMAE Andrei	M	64%	55%
3	V	MURASOV Lauri	M	48%	60%
2		FALKENBERG Signe	F	53%	52%
1		RIIDEBACH Katlin	F	67%	70%
A		MATAS Mait	M	-	63%
Team Total				58%	61%

Last Stone Draw			Distance
⌚		KUNKELOVA Monika	38.3cm
⌚		PITONAK Dusan	66.2cm
<b>Total</b>			<b>104.5cm</b>

Last Stone Draw			Distance
⌚		FALKENBERG Signe	199.6cm
⌚		RIIDEBACH Katlin	182.9cm
<b>Total</b>			<b>382.5cm</b>

Time remaining: 1 minute 9 seconds

Time-out: End 7 - SVK stone 5

Time remaining: 0 minutes 52 seconds

Time-out: End 7 - EST stone 5

## Shot Success Analysis

SVK - Slovakia		⌚	⌚	Game	
4	ZATKO Peter	Draws	4 44%	5 15%	9 28%
		Take-outs	3 33%	4 75%	7 57%
		Total	7 39%	9 42%	16 41%
3	DURIS Radoslav	Draws	5 45%	4 88%	9 64%
		Take-outs	4 25%	3 17%	7 21%
		Total	9 36%	7 57%	16 45%
2	PITONAK Dusan	Draws	2 88%	6 71%	8 75%
		Take-outs	7 79%	1 100%	8 81%
		Total	9 81%	7 75%	16 78%
1	KUNKELOVA Monika	Draws	11 82%	2 100%	13 85%
		Take-outs	3 33%	0 -	3 33%
		Total	14 71%	2 100%	16 75%
A	KANOVA Alena	Draws	0 -	0 -	0 -
		Take-outs	0 -	0 -	0 -
		Total	0 -	0 -	0 -
Team		Draws	22 67%	17 62%	39 65%
		Take-outs	17 50%	8 56%	25 52%
		Total	39 60%	25 60%	64 60%

EST - Estonia		⌚	⌚	Game	
4	KOITMAE Andrei	Draws	5 60%	6 54%	11 57%
		Take-outs	4 88%	1 50%	5 80%
		Total	9 72%	7 54%	16 64%
3	MURASOV Lauri	Draws	5 60%	3 83%	8 69%
		Take-outs	7 25%	1 50%	8 28%
		Total	12 40%	4 75%	16 48%
2	FALKENBERG Signe	Draws	5 50%	2 25%	7 43%
		Take-outs	9 61%	0 -	9 61%
		Total	14 57%	2 25%	16 53%
1	RIIDEBACH Katlin	Draws	14 77%	1 0%	15 72%
		Take-outs	1 0%	0 -	1 0%
		Total	15 72%	1 0%	16 67%
A	MATAS Mait	Draws	0 -	0 -	0 -
		Take-outs	0 -	0 -	0 -
		Total	0 -	0 -	0 -
Team		Draws	29 66%	12 52%	41 62%
		Take-outs	21 51%	2 50%	23 51%
		Total	50 60%	14 52%	64 58%

### Note:

Position and function for each team member:

4 = Fourth, 3 = Third, 2 = Second, 1 = Lead, A = Alternate, S = Skip, V = Vice-Skip

### Legend:

⌚ Clockwise

⌚ Counter-clockwise

F Female

LSFE(\*) Last Stone First End

M Male



**Game - Shot by Shot**  
每投统计数据



**Legend:**

↻ Clockwise      ↺ Counter-clockwise      - Not considered



Game - Shot by Shot  
每投统计数据

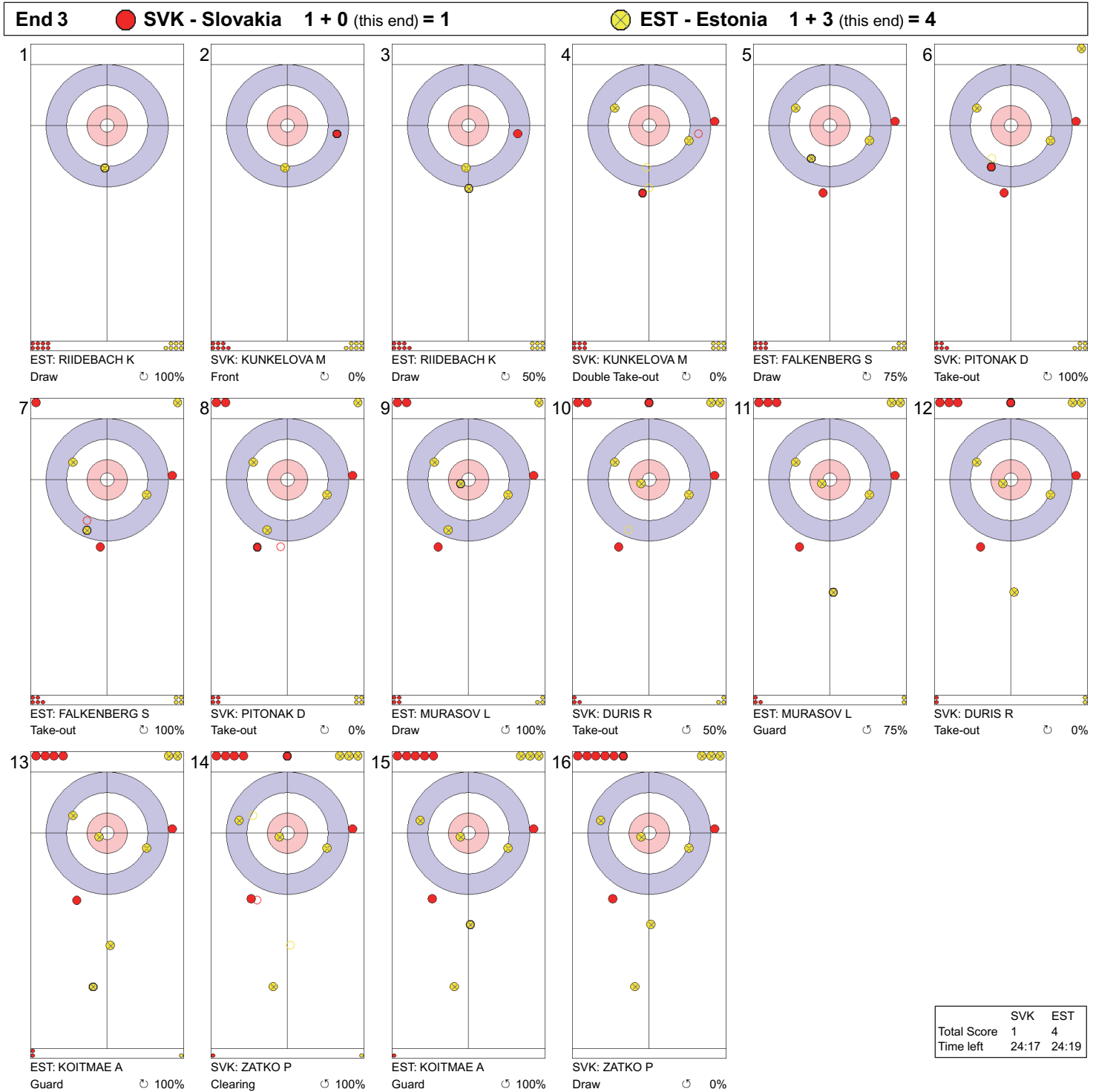


Legend:

↻ Clockwise      ↺ Counter-clockwise      - Not considered



**Game - Shot by Shot**  
每投统计数据



**Legend:**  
 ↻ Clockwise      ↺ Counter-clockwise      - Not considered



**Game - Shot by Shot**  
每投统计数据



**Legend:**

⌚ Clockwise      ⌚ Counter-clockwise      - Not considered



Game - Shot by Shot  
每投统计数据



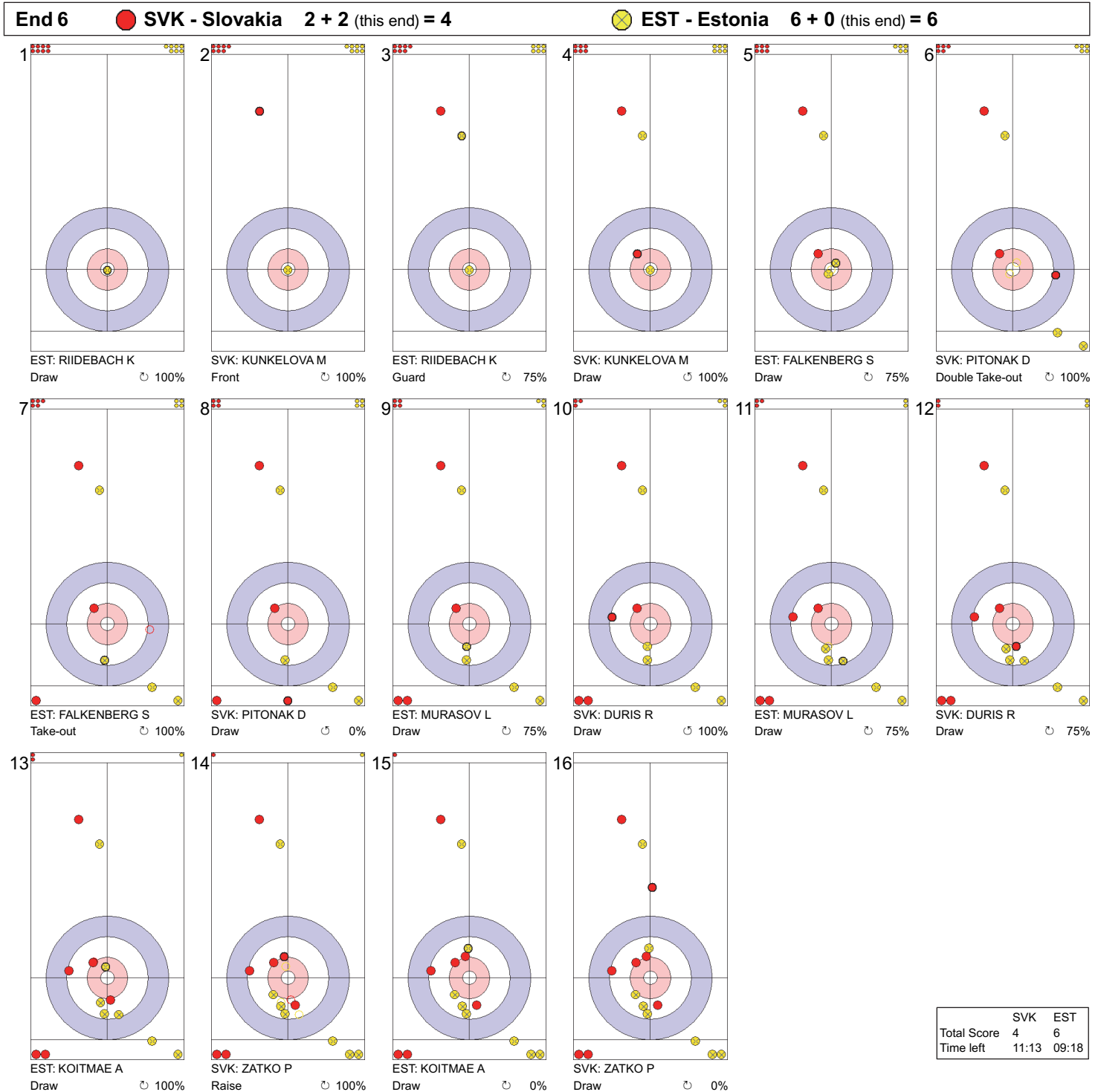
Legend:   
 ↻ Clockwise      ↺ Counter-clockwise      - Not considered





Game - Shot by Shot

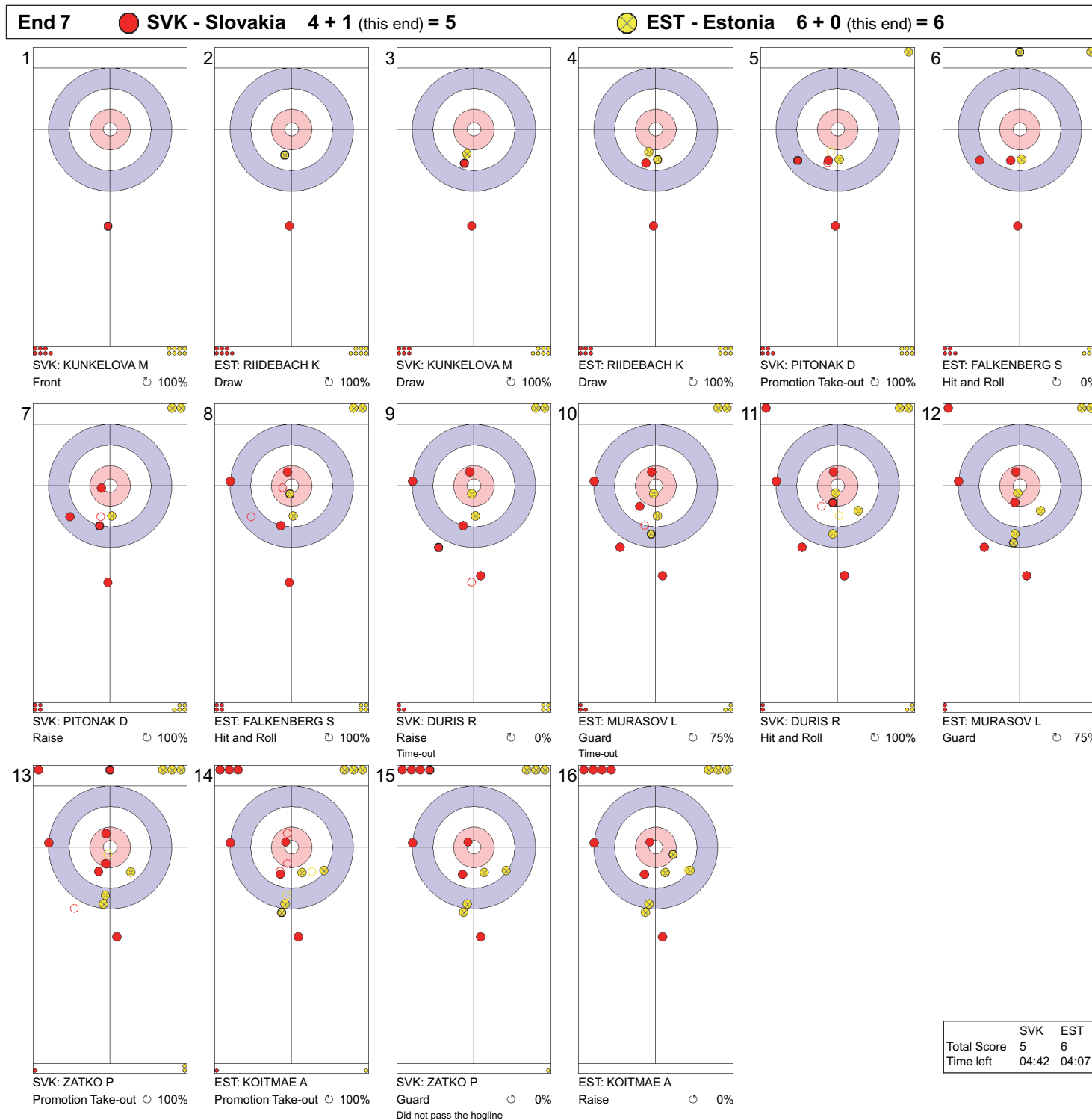
每投统计数据



**Legend:**  
 ↻ Clockwise      ↺ Counter-clockwise      - Not considered



Game - Shot by Shot  
每投统计数据



Legend:

↻ Clockwise      ↺ Counter-clockwise      - Not considered



Game - Shot by Shot  
每投统计数据



Legend:

↻ Clockwise

↺ Counter-clockwise

- Not considered



## Session Results and Standings

每轮比赛成绩和排名

Sheet	Game	Team	LSFE	1	2	3	4	5	6	7	8	Extra	Ends	Total
A	10	SUI - Switzerland		1	0	2	0	0	0	2	1			6
	9	EST - Estonia	*	0	1	0	2	2	3	0	0			8
B	9	KOR - Republic of Korea		1	0	2	0	2	0	1	0			6
	10	USA - United States of America	*	0	2	0	1	0	2	0	2			7
D	10	GBR - Great Britain		1	3	0	3	1	0	0	X			8
	9	LAT - Latvia	*	0	0	1	0	0	1	2	X			4

## Current Standings

Rank	Team	Games	Wins	Losses	
1	CHN - People's Republic of China	9	7	2	Q
1	SWE - Sweden	9	7	2	Q
3	CAN - Canada	10	7	3	Q
4	SVK - Slovakia	9	6	3	Q
5	USA - United States of America	10	5	5	
6	KOR - Republic of Korea	9	4	5	
6	LAT - Latvia	9	4	5	
8	GBR - Great Britain	10	4	6	
8	NOR - Norway	10	4	6	
10	EST - Estonia	9	3	6	
11	SUI - Switzerland	10	1	9	

**Note:**  
Under WCF rules, tie-breaking rules for standings are not applied until after the last game of the round robin.

**Legend:**  
**LSFE(\*)** Last Stone First End     
**Q** Qualified for the semi-finals     
**X** Unplayed/unfinished end due to concession



## Game Results

### 比赛成绩

Sheet	Game	Team	LSFE	1	2	3	4	5	6	7	8	Extra	Ends	Total
A	10	SUI - Switzerland		1	0	2	0	0	0	2	1			6
	9	EST - Estonia	*	0	1	0	2	2	3	0	0			8

SUI - Switzerland			Shot Success		
			Game	All	
4	S	KNEUBUEHL Laurent	M	56%	48%
3	V	JAQUEROD Francoise	F	64%	59%
2		DELACRETAZ Patrick	M	56%	60%
1		MATHEZ Cynthia	F	45%	58%
A		BURGENER Hans	M	-	57%
Team Total				55%	56%

EST - Estonia			Shot Success		
			Game	All	
4	S	KOITMAE Andrei	M	58%	54%
3	V	MURASOV Lauri	M	67%	61%
2		MATAS Mait	M	69%	63%
1		FALKENBERG Signe	F	50%	50%
A		RIIDEBACH Katlin	F	-	71%
Team Total				61%	61%

Last Stone Draw		Distance
⌚	JAQUEROD Francoise	199.6cm
⌚	MATHEZ Cynthia	116.0cm
<b>Total</b>		<b>315.6cm</b>

Time remaining: 1 minute 49 seconds

Time-out: End 8 - SUI stone 8

Last Stone Draw		Distance
⌚	MURASOV Lauri	40.4cm
⌚	KOITMAE Andrei	57.9cm
<b>Total</b>		<b>98.3cm</b>

Time remaining: 3 minutes 17 seconds

Time-out: End 6 - EST stone 8

## Shot Success Analysis

SUI - Switzerland		⌚	⌚	Game	
4	KNEUBUEHL Laurent	Draws	8 56%	4 44%	12 52%
		Take-outs	2 50%	2 88%	4 69%
		Total	10 55%	6 58%	16 56%
3	JAQUEROD Francoise	Draws	8 72%	1 100%	9 75%
		Take-outs	3 83%	4 25%	7 50%
		Total	11 75%	5 40%	16 64%
2	DELACRETAZ Patrick	Draws	6 33%	2 50%	8 38%
		Take-outs	3 67%	5 80%	8 75%
		Total	9 44%	7 71%	16 56%
1	MATHEZ Cynthia	Draws	8 31%	7 68%	15 48%
		Take-outs	1 0%	0 -	1 0%
		Total	9 28%	7 68%	16 45%
A	BURGENER Hans	Draws	0 -	0 -	0 -
		Take-outs	0 -	0 -	0 -
		Total	0 -	0 -	0 -
Team		Draws	30 49%	14 61%	44 53%
		Take-outs	9 61%	11 61%	20 61%
		Total	39 52%	25 61%	64 55%

EST - Estonia		⌚	⌚	Game	
4	KOITMAE Andrei	Draws	5 60%	4 69%	9 64%
		Take-outs	4 63%	3 33%	7 50%
		Total	9 61%	7 54%	16 58%
3	MURASOV Lauri	Draws	5 80%	5 35%	10 58%
		Take-outs	4 75%	2 100%	6 83%
		Total	9 78%	7 54%	16 67%
2	MATAS Mait	Draws	7 57%	2 100%	9 67%
		Take-outs	6 75%	1 50%	7 71%
		Total	13 65%	3 83%	16 69%
1	FALKENBERG Signe	Draws	8 75%	3 0%	11 55%
		Take-outs	3 33%	0 -	3 33%
		Total	11 64%	3 0%	14 50%
A	RIIDEBACH Katlin	Draws	0 -	0 -	0 -
		Take-outs	0 -	0 -	0 -
		Total	0 -	0 -	0 -
Team		Draws	25 68%	14 46%	39 60%
		Take-outs	17 65%	6 58%	23 63%
		Total	42 67%	20 50%	62 61%

### Note:

Position and function for each team member:

4 = Fourth, 3 = Third, 2 = Second, 1 = Lead, A = Alternate, S = Skip, V = Vice-Skip

### Legend:

⌚ Clockwise

⌚ Counter-clockwise

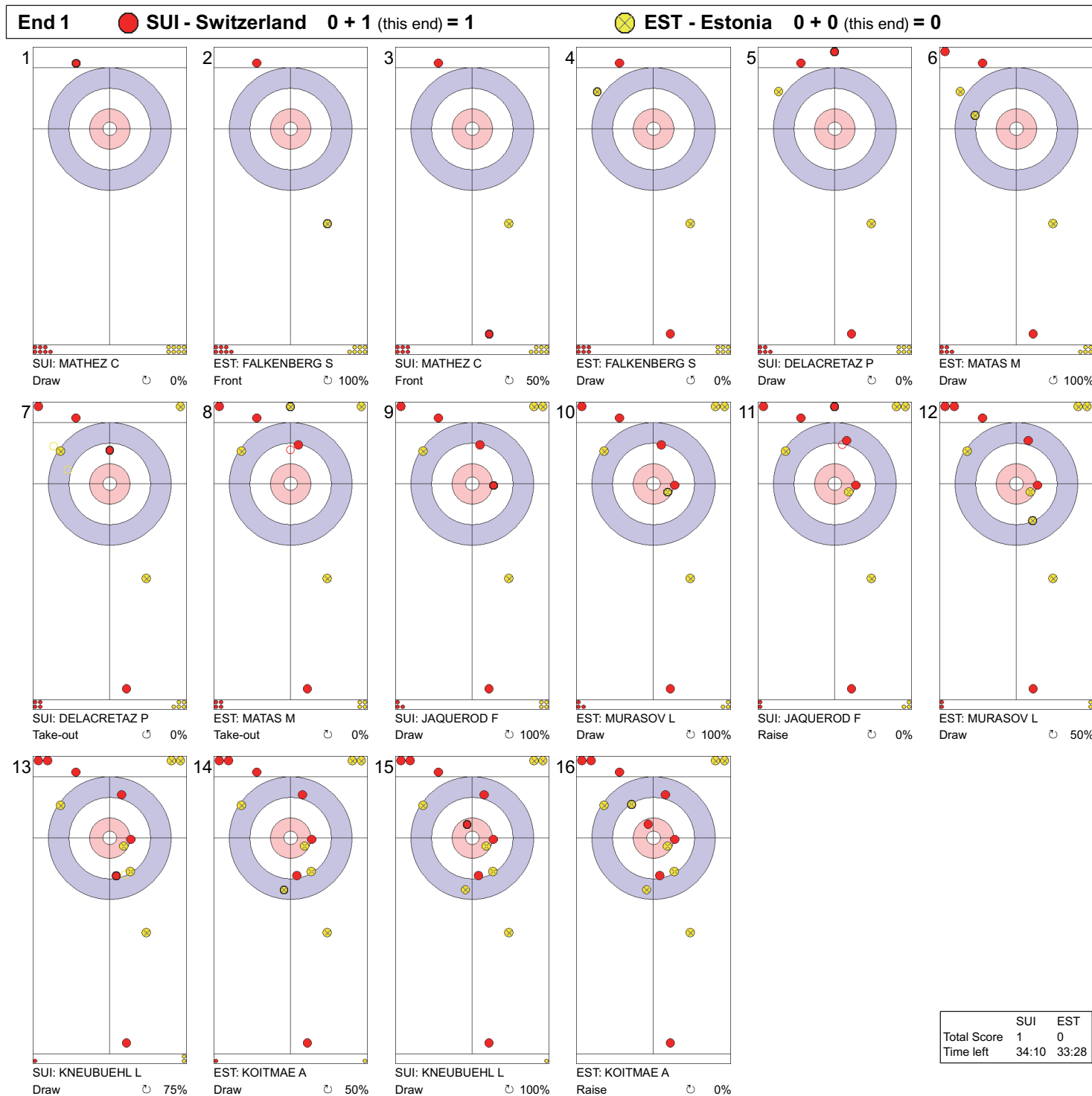
F Female

LSFE(\*) Last Stone First End

M Male



**Game - Shot by Shot**  
每投统计数据

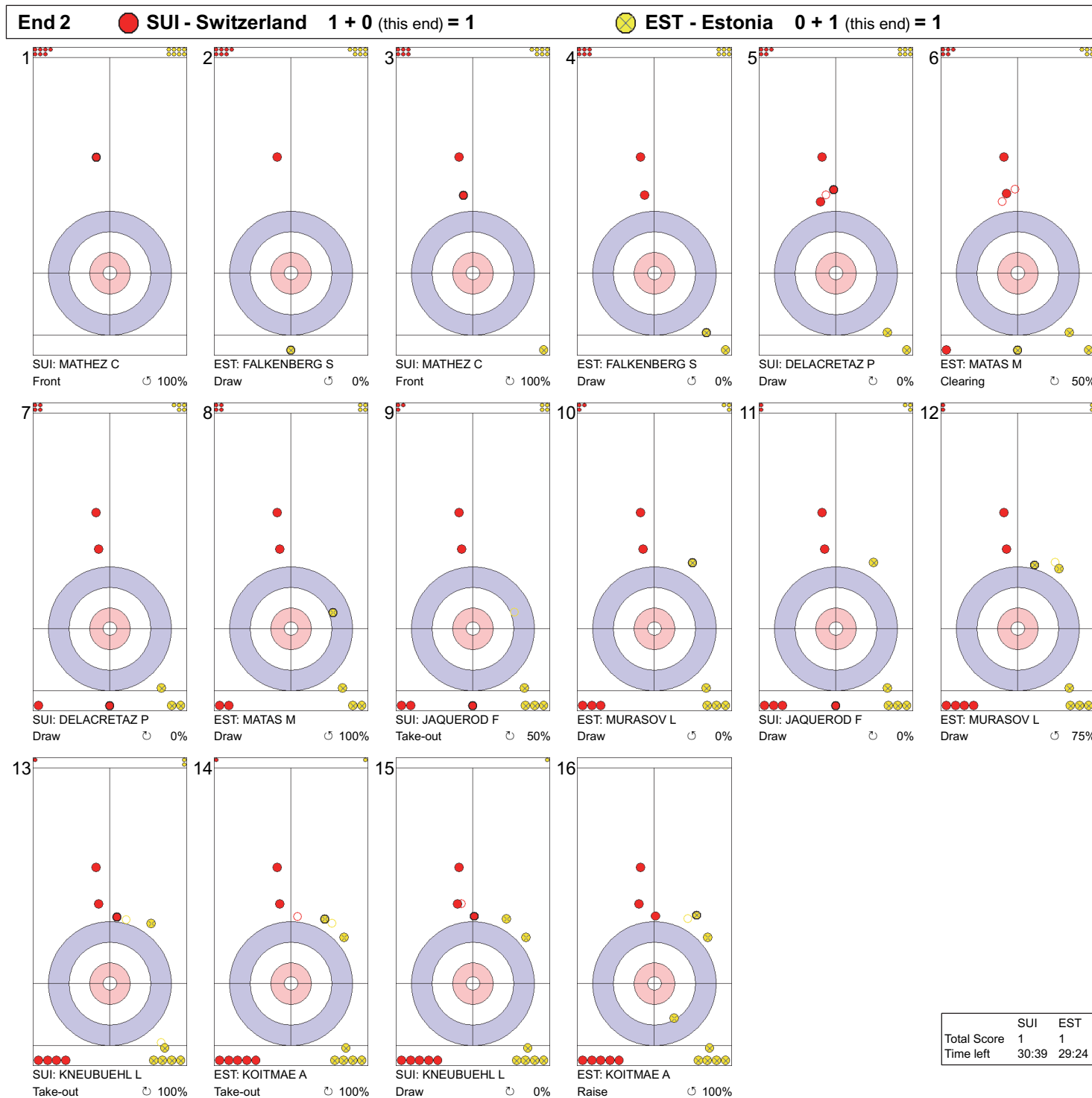


**Legend:**

↻ Clockwise   ↺ Counter-clockwise   - Not considered



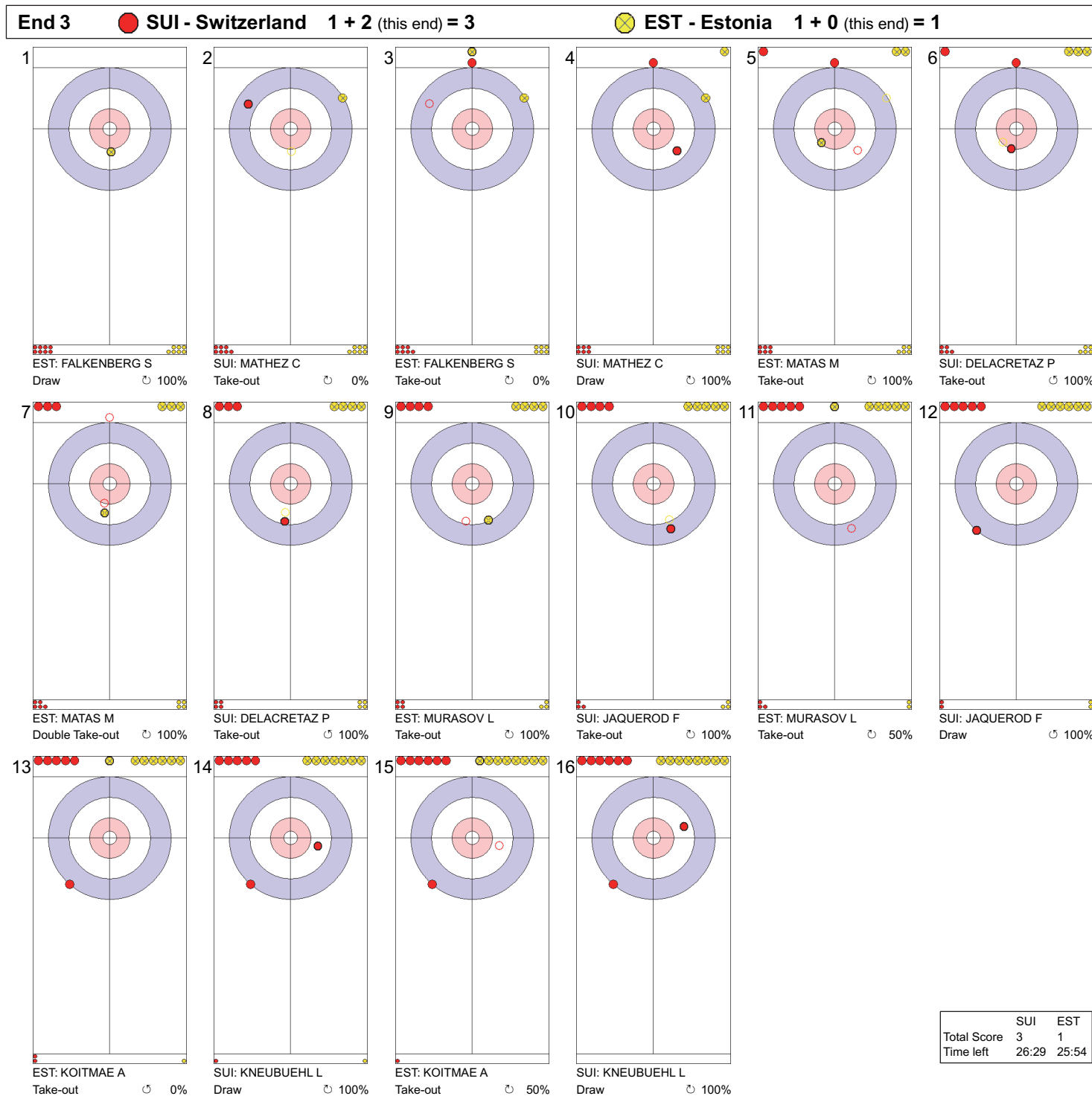
Game - Shot by Shot  
每投统计数据



**Legend:**  
 ↻ Clockwise      ↺ Counter-clockwise      - Not considered



**Game - Shot by Shot**  
每投统计数据



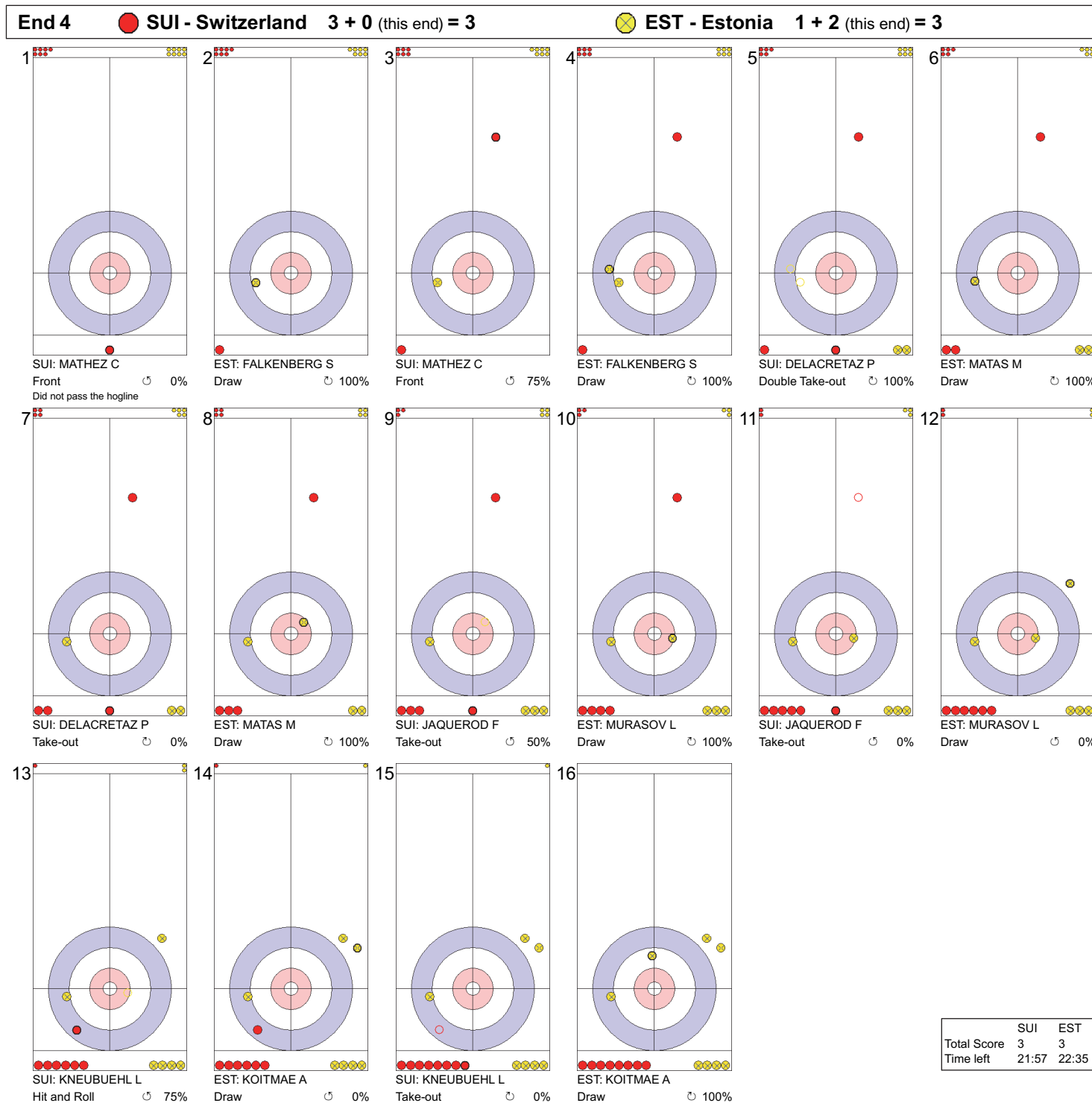
**Legend:**

↻ Clockwise   ↺ Counter-clockwise   - Not considered





Game - Shot by Shot  
每投统计数据

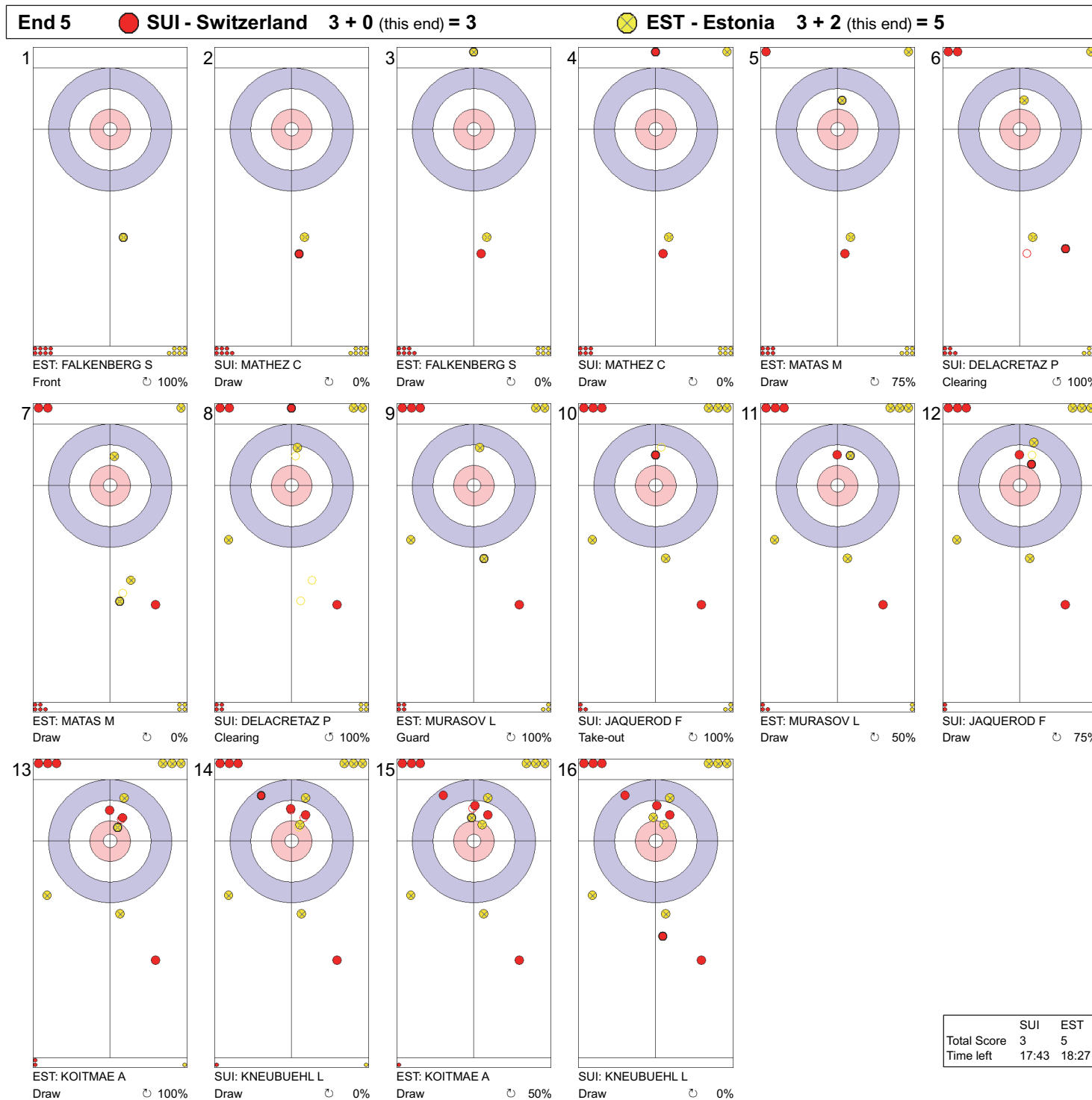


Legend:

↻ Clockwise   ↺ Counter-clockwise   - Not considered



**Game - Shot by Shot**  
每投统计数据

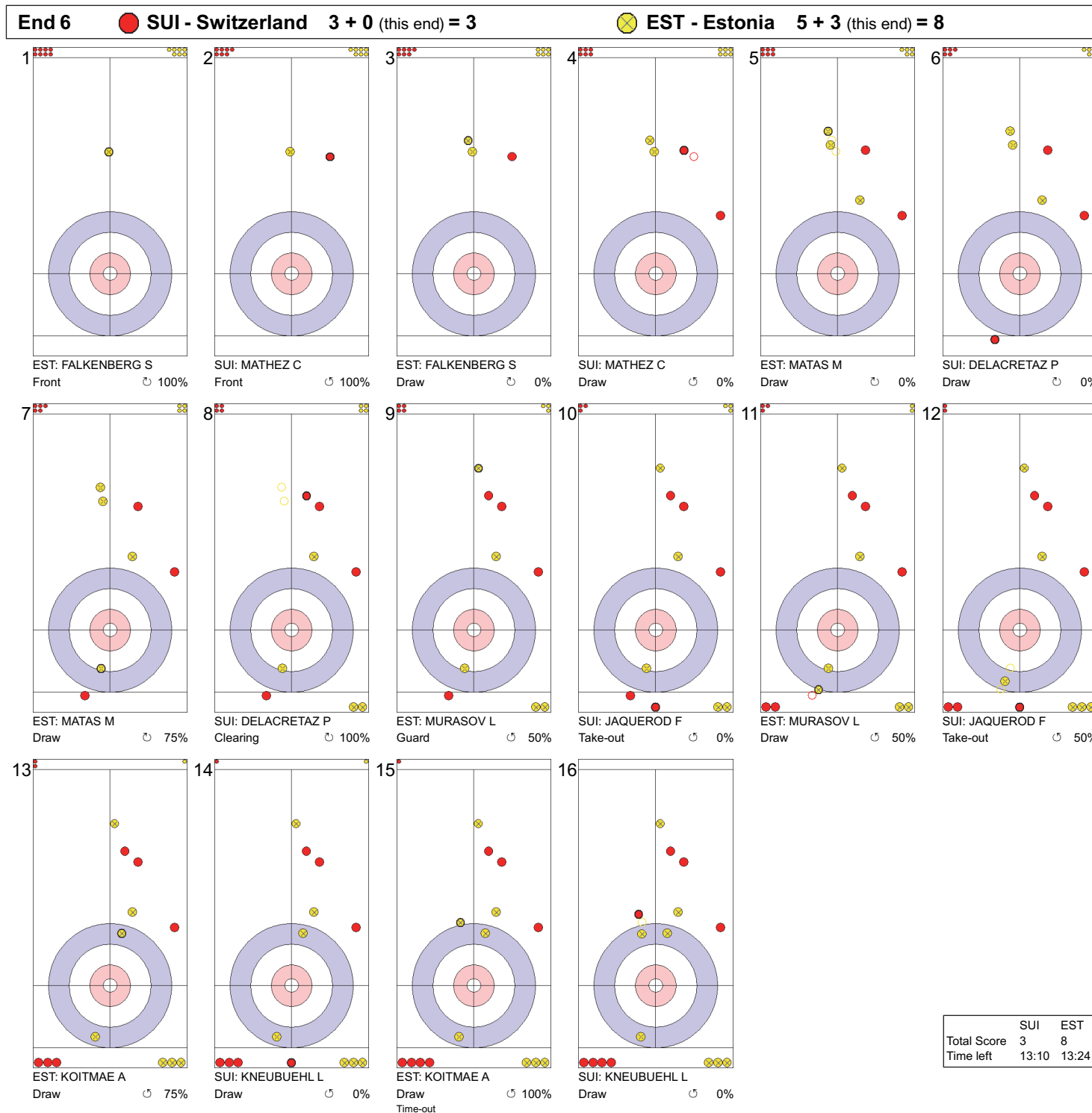


**Legend:**

↻ Clockwise      ↺ Counter-clockwise      - Not considered



**Game - Shot by Shot**  
每投统计数据



**Legend:**

↻ Clockwise   ↺ Counter-clockwise   - Not considered



Game - Shot by Shot  
每投统计数据

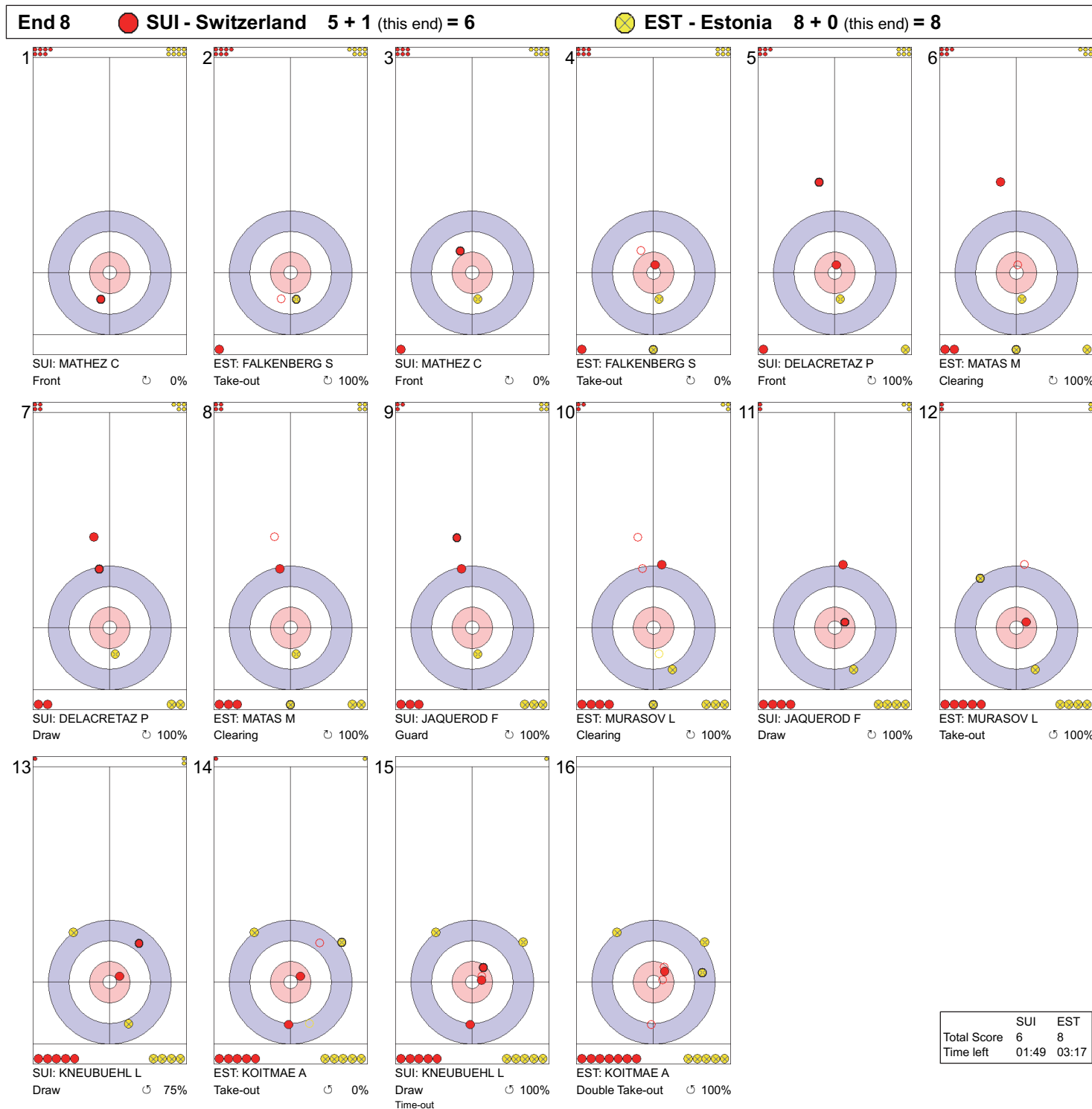


Legend:

↻ Clockwise   ↺ Counter-clockwise   - Not considered



Game - Shot by Shot  
每投统计数据



Legend:

🕒 Clockwise   🕒 Counter-clockwise   - Not considered



## Game Results

### 比赛成绩

Sheet	Game	Team	LSFE	1	2	3	4	5	6	7	8	Extra Ends	Total
B	9	KOR - Republic of Korea		1	0	2	0	2	0	1	0		6
	10	USA - United States of America	*	0	2	0	1	0	2	0	2		7

KOR - Republic of Korea			Shot Success	
			Game	All
4 S	JANG Jaehyuk	M	62%	60%
3 V	JUNG Sunghun	M	75%	61%
2	GO Seungnam	M	50%	56%
1	BAEK Hyejin	F	83%	71%
A	YOON Eungu	M	80%	69%
Team Total			72%	63%

USA - United States of America			Shot Success	
			Game	All
4 S	THUMS Matthew	M	70%	55%
3 V	EMT Steve	M	83%	64%
2	SAMSA Dave	M	63%	60%
1	WILSON Pamela	F	66%	61%
A	URANCHIMEG Batoyun	F	-	61%
Team Total			70%	60%

**Last Stone Draw**

	Distance
☺ GO Seungnam	104.5cm
☹ JUNG Sunghun	199.6cm
<b>Total</b>	<b>304.1cm</b>

**Last Stone Draw**

	Distance
☺ WILSON Pamela	86.3cm
☹ URANCHIMEG Batoyun	95.9cm
<b>Total</b>	<b>182.2cm</b>

Time remaining: 0 minutes 2 seconds

Time-out: End 7 - KOR stone 5

YOON E replaced GO S at the beginning of end 4

Time remaining: 0 minutes 56 seconds

Time-out: End 8 - USA stone 6

## Shot Success Analysis

KOR - Republic of Korea		☺	☹	Game
4 JANG Jaehyuk	Draws	1 50%	5 80%	6 75%
	Take-outs	4 69%	5 40%	9 53%
	Total	5 65%	10 60%	15 62%
3 JUNG Sunghun	Draws	3 67%	5 85%	8 78%
	Take-outs	7 68%	1 100%	8 72%
	Total	10 68%	6 88%	16 75%
2 GO Seungnam	Draws	0 -	0 -	0 -
	Take-outs	3 17%	3 83%	6 50%
	Total	3 17%	3 83%	6 50%
1 BAEK Hyejin	Draws	11 84%	2 100%	13 87%
	Take-outs	2 50%	1 100%	3 67%
	Total	13 79%	3 100%	16 83%
A YOON Eungu	Draws	4 81%	3 92%	7 86%
	Take-outs	1 50%	2 75%	3 67%
	Total	5 75%	5 85%	10 80%
Team	Draws	19 79%	15 87%	34 82%
	Take-outs	17 56%	12 67%	29 60%
	Total	36 68%	27 78%	63 72%

USA - United States of America		☺	☹	Game
4 THUMS Matthew	Draws	7 86%	3 83%	10 85%
	Take-outs	3 17%	2 75%	5 40%
	Total	10 65%	5 80%	15 70%
3 EMT Steve	Draws	4 88%	4 69%	8 78%
	Take-outs	5 90%	3 83%	8 88%
	Total	9 89%	7 75%	16 83%
2 SAMSA Dave	Draws	3 75%	6 46%	9 56%
	Take-outs	2 100%	5 60%	7 71%
	Total	5 85%	11 52%	16 63%
1 WILSON Pamela	Draws	3 67%	5 70%	8 69%
	Take-outs	5 60%	3 67%	8 63%
	Total	8 63%	8 69%	16 66%
A URANCHIMEG Batoyun	Draws	0 -	0 -	0 -
	Take-outs	0 -	0 -	0 -
	Total	0 -	0 -	0 -
Team	Draws	17 81%	18 64%	35 72%
	Take-outs	15 67%	13 69%	28 68%
	Total	32 74%	31 66%	63 70%

### Note:

Position and function for each team member:

4 = Fourth, 3 = Third, 2 = Second, 1 = Lead, A = Alternate, S = Skip, V = Vice-Skip

### Legend:

☺ Clockwise

☹ Counter-clockwise

F Female

LSFE(\*) Last Stone First End

M Male



Game - Shot by Shot  
每投统计数据

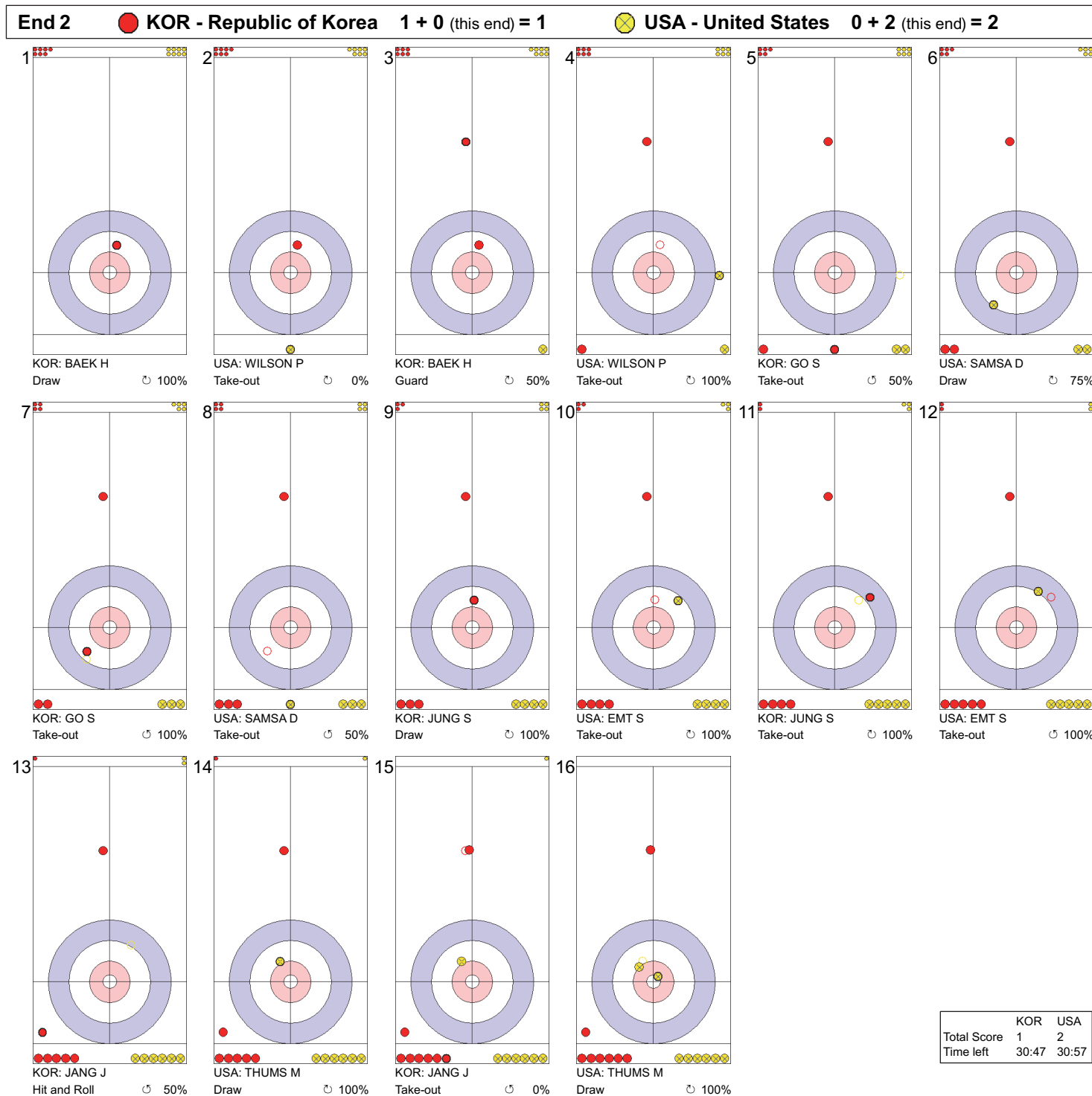


Legend:

↻ Clockwise      ↺ Counter-clockwise      - Not considered



Game - Shot by Shot  
每投统计数据



Legend: ○ Clockwise      ○ Counter-clockwise      - Not considered





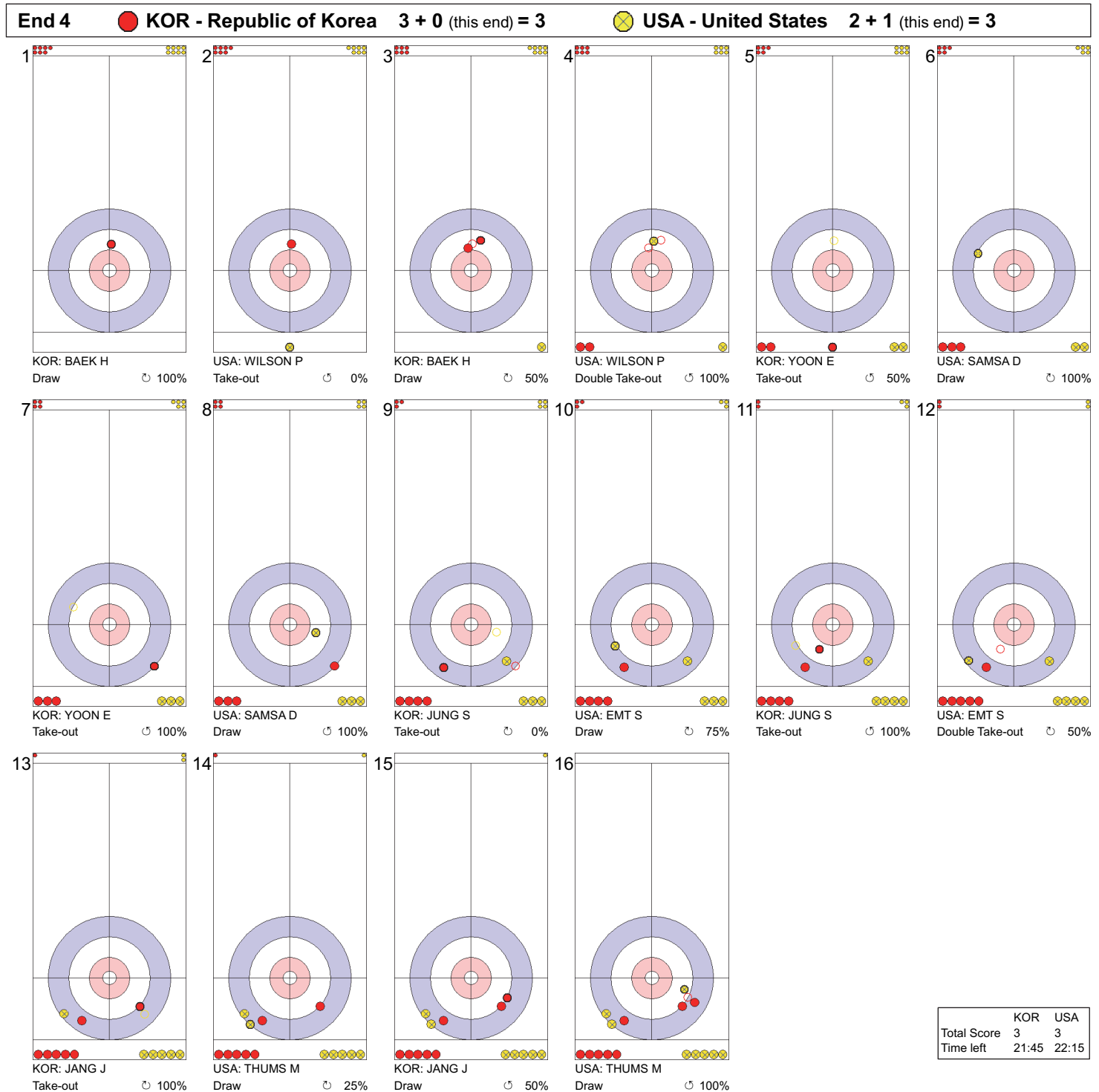
**Game - Shot by Shot**  
 每投统计数据



**Legend:**  
 ↻ Clockwise      ↺ Counter-clockwise      - Not considered



Game - Shot by Shot  
每投统计数据

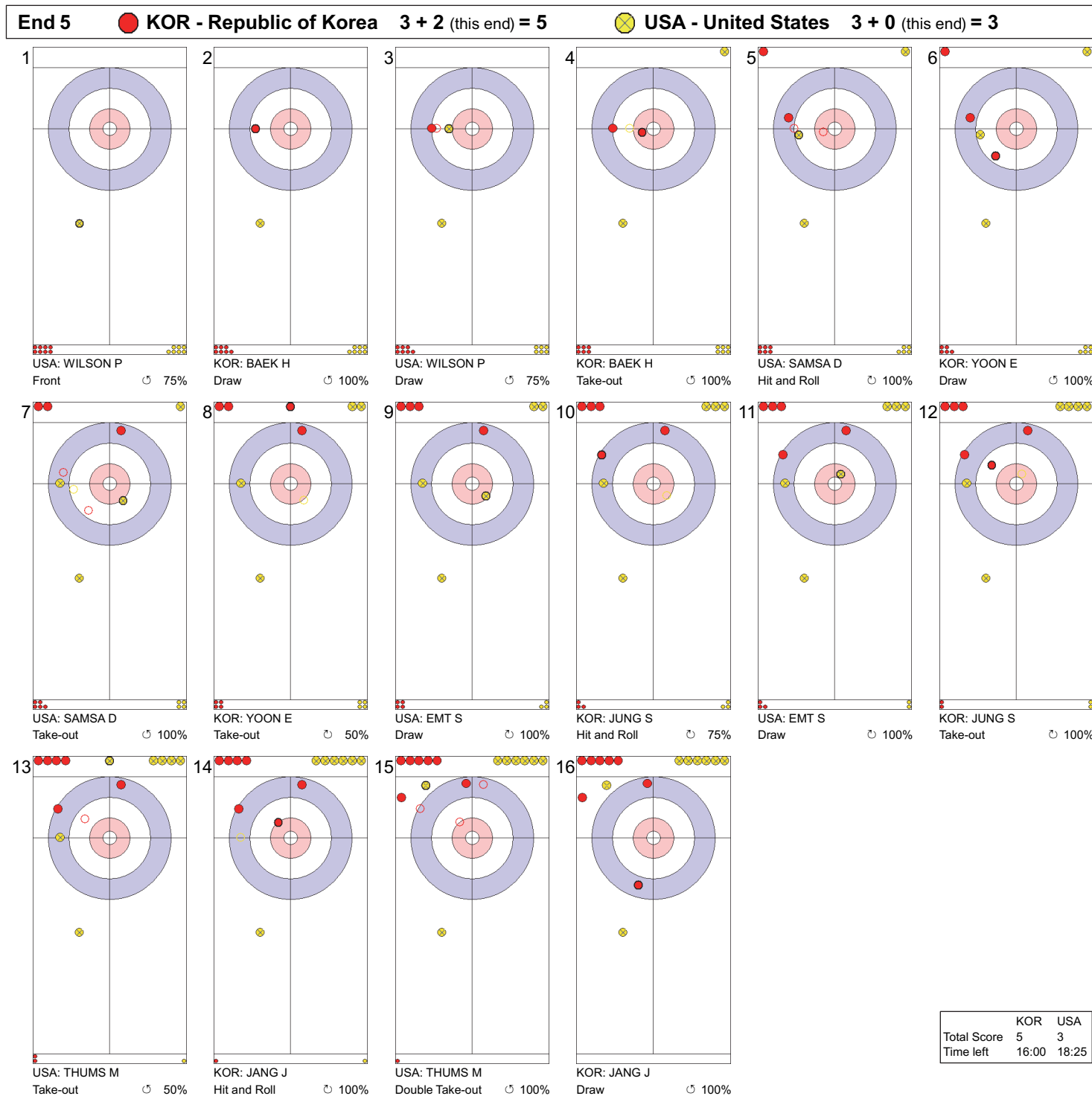


**Legend:**  
 ↻ Clockwise      ↺ Counter-clockwise      - Not considered



**Game - Shot by Shot**

每投统计数据



**Legend:**

↻ Clockwise

↺ Counter-clockwise

- Not considered



Game - Shot by Shot  
每投统计数据



Legend:   
 ↻ Clockwise      ↺ Counter-clockwise      - Not considered



Game - Shot by Shot  
每投统计数据



**Legend:**  
 ↻ Clockwise      ↺ Counter-clockwise      - Not considered



Game - Shot by Shot  
每投统计数据



Legend:

⌚ Clockwise

⌚ Counter-clockwise

- Not considered



## Game Results

### 比赛成绩

Sheet	Game	Team	LSFE	1	2	3	4	5	6	7	8	Extra Ends	Total
D	10	GBR - Great Britain		1	3	0	3	1	0	0	X		8
	9	LAT - Latvia	*	0	0	1	0	0	1	2	X		4

GBR - Great Britain			Shot Success		
			Game	All	
4	V	EWAN Gregor	M	71%	63%
3	S	NIBLOE Hugh	M	52%	58%
2		SMITH Gary	M	66%	66%
1		DAWSON-FARRELL Meggan	F	84%	69%
A		MELROSE David	M	-	49%
Team Total				68%	61%

LAT - Latvia			Shot Success		
			Game	All	
4	V	LASMANS Agris	M	42%	68%
3		ROZKOVA Polina	F	70%	56%
2		DJACENKO Sergejs	M	83%	63%
1	S	BRIEDIS Ojars	M	73%	72%
A		DIMBOVSKIS Aleksandrs	M	-	-
Team Total				68%	65%

Last Stone Draw		Distance
⌚	SMITH Gary	55.1cm
⌚	NIBLOE Hugh	199.6cm
<b>Total</b>		<b>254.7cm</b>

Time remaining: 2 minutes 28 seconds

Time-out: End 8 - GBR stone 5

Last Stone Draw		Distance
⌚	ROZKOVA Polina	55.4cm
⌚	DJACENKO Sergejs	168.8cm
<b>Total</b>		<b>224.2cm</b>

Time remaining: 3 minutes 8 seconds

Time-out: End 5 - LAT stone 4

## Shot Success Analysis

GBR - Great Britain		⌚	⌚	Game	
4	EWAN Gregor	Draws	5 85%	3 75%	8 81%
		Take-outs	2 75%	4 50%	6 58%
		Total	7 82%	7 61%	14 71%
3	NIBLOE Hugh	Draws	2 0%	4 63%	6 42%
		Take-outs	2 25%	7 68%	9 58%
		Total	4 13%	11 66%	15 52%
2	SMITH Gary	Draws	2 75%	3 67%	5 70%
		Take-outs	2 100%	9 56%	11 64%
		Total	4 88%	12 58%	16 66%
1	DAWSON-FARRELL Meggan	Draws	10 90%	6 75%	16 84%
		Take-outs	0 -	0 -	0 -
		Total	10 90%	6 75%	16 84%
A	MELROSE David	Draws	0 -	0 -	0 -
		Take-outs	0 -	0 -	0 -
		Total	0 -	0 -	0 -
Team		Draws	19 78%	16 70%	35 74%
		Take-outs	6 67%	20 59%	26 61%
		Total	25 75%	36 64%	61 68%

LAT - Latvia		⌚	⌚	Game	
4	LASMANS Agris	Draws	3 67%	3 75%	6 71%
		Take-outs	6 21%	1 0%	7 18%
		Total	9 36%	4 56%	13 42%
3	ROZKOVA Polina	Draws	5 50%	8 84%	13 71%
		Take-outs	2 50%	1 100%	3 67%
		Total	7 50%	9 86%	16 70%
2	DJACENKO Sergejs	Draws	4 50%	7 96%	11 80%
		Take-outs	2 75%	3 100%	5 90%
		Total	6 58%	10 98%	16 83%
1	BRIEDIS Ojars	Draws	10 80%	4 69%	14 77%
		Take-outs	1 100%	1 0%	2 50%
		Total	11 82%	5 55%	16 73%
A	DIMBOVSKIS Aleksandrs	Draws	0 -	0 -	0 -
		Take-outs	0 -	0 -	0 -
		Total	0 -	0 -	0 -
Team		Draws	22 66%	22 84%	44 75%
		Take-outs	11 43%	6 67%	17 51%
		Total	33 58%	28 80%	61 68%

### Note:

Position and function for each team member:

4 = Fourth, 3 = Third, 2 = Second, 1 = Lead, A = Alternate, S = Skip, V = Vice-Skip

### Legend:

⌚ Clockwise

⌚ Counter-clockwise

F Female

LSFE(\*) Last Stone First End

M Male

X Unplayed/unfinished end due to concession



**Game - Shot by Shot**  
每投统计数据



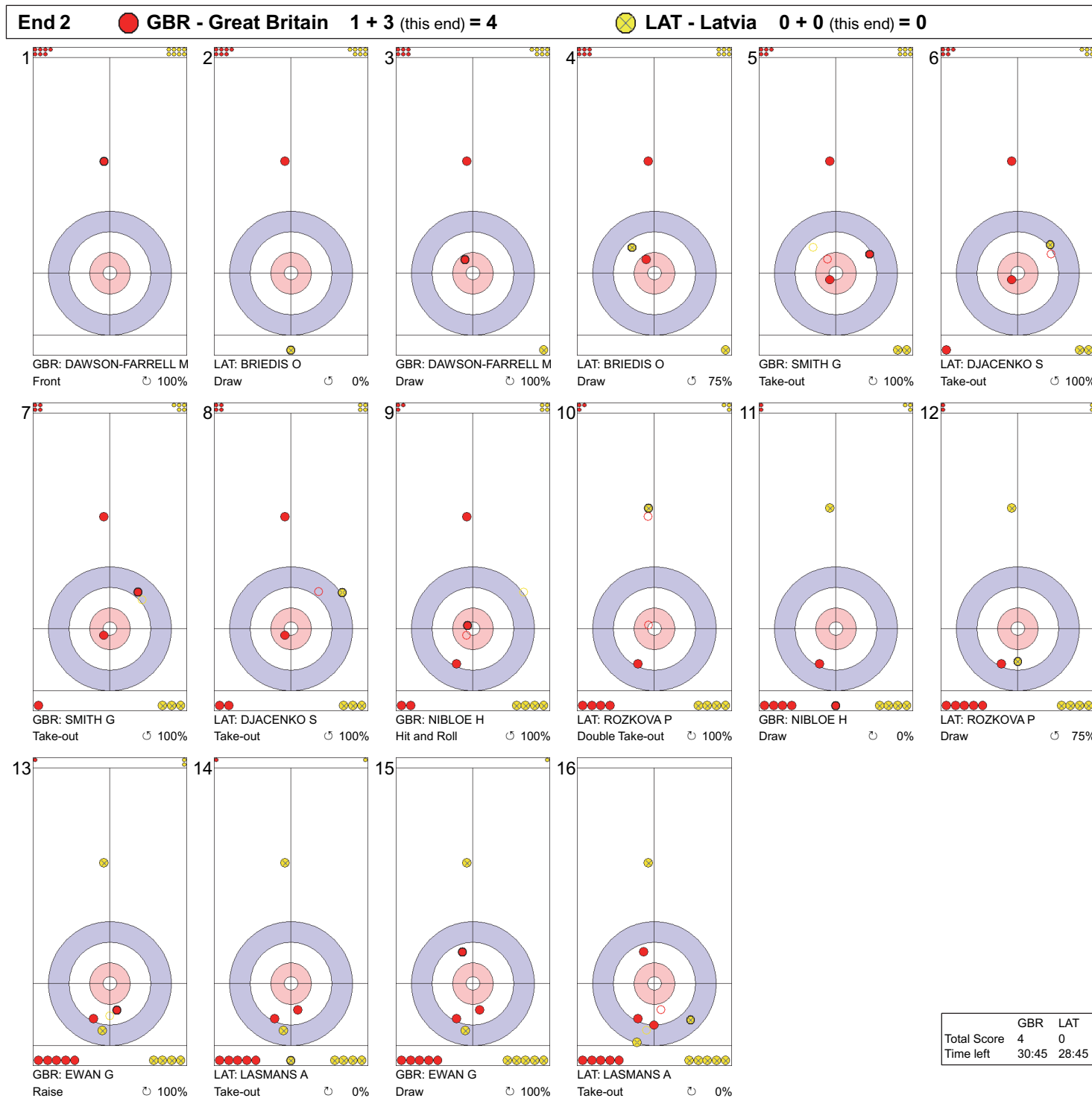
**Legend:**

↻ Clockwise   ↺ Counter-clockwise   - Not considered





Game - Shot by Shot  
每投统计数据



Legend:

↻ Clockwise   ↺ Counter-clockwise   - Not considered



### Game - Shot by Shot 每投统计数据



**Legend:**

↻ Clockwise      ↺ Counter-clockwise      - Not considered



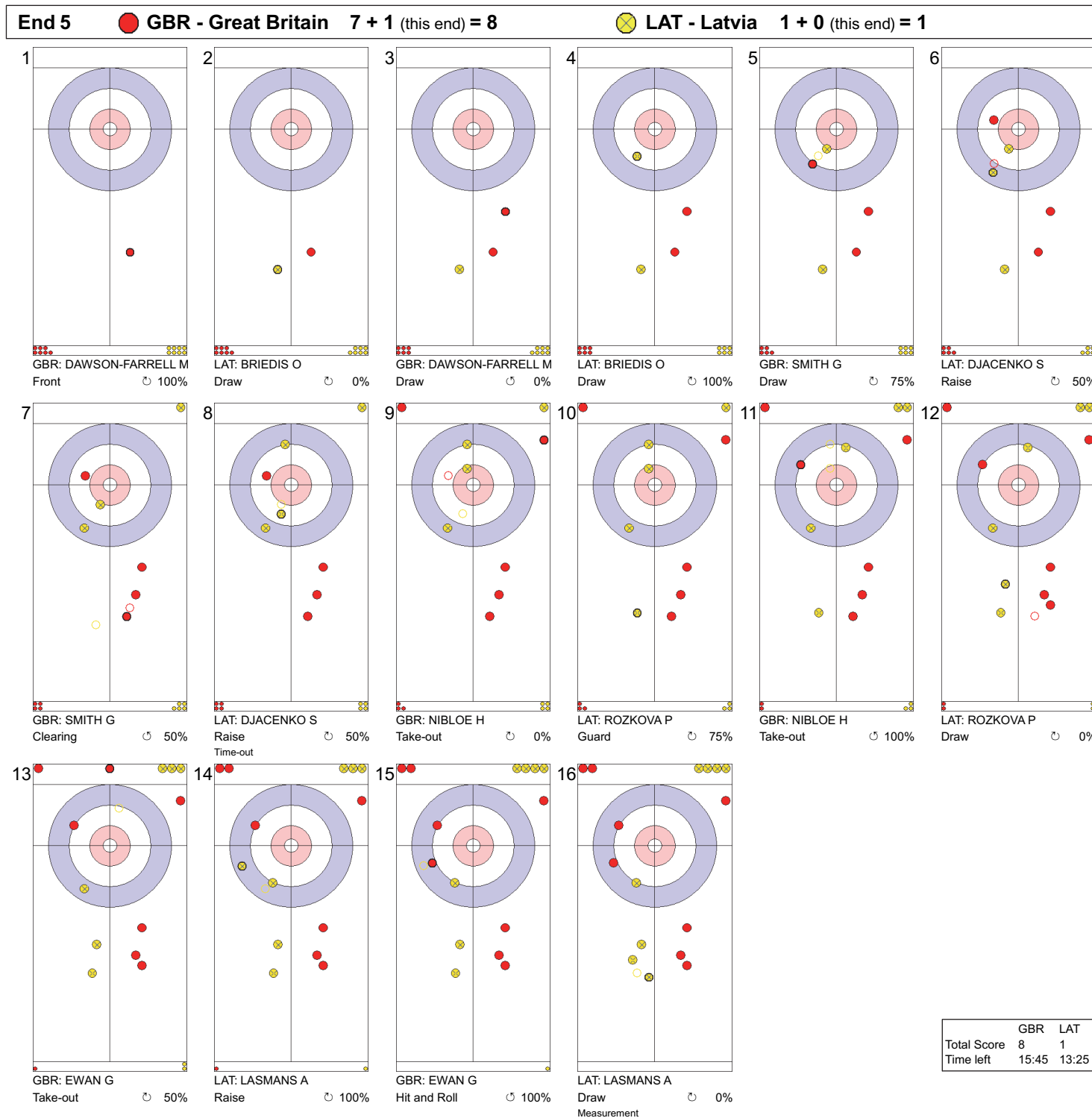
Game - Shot by Shot  
每投统计数据



**Legend:**  
 ↻ Clockwise      ↺ Counter-clockwise      - Not considered



Game - Shot by Shot  
每投统计数据

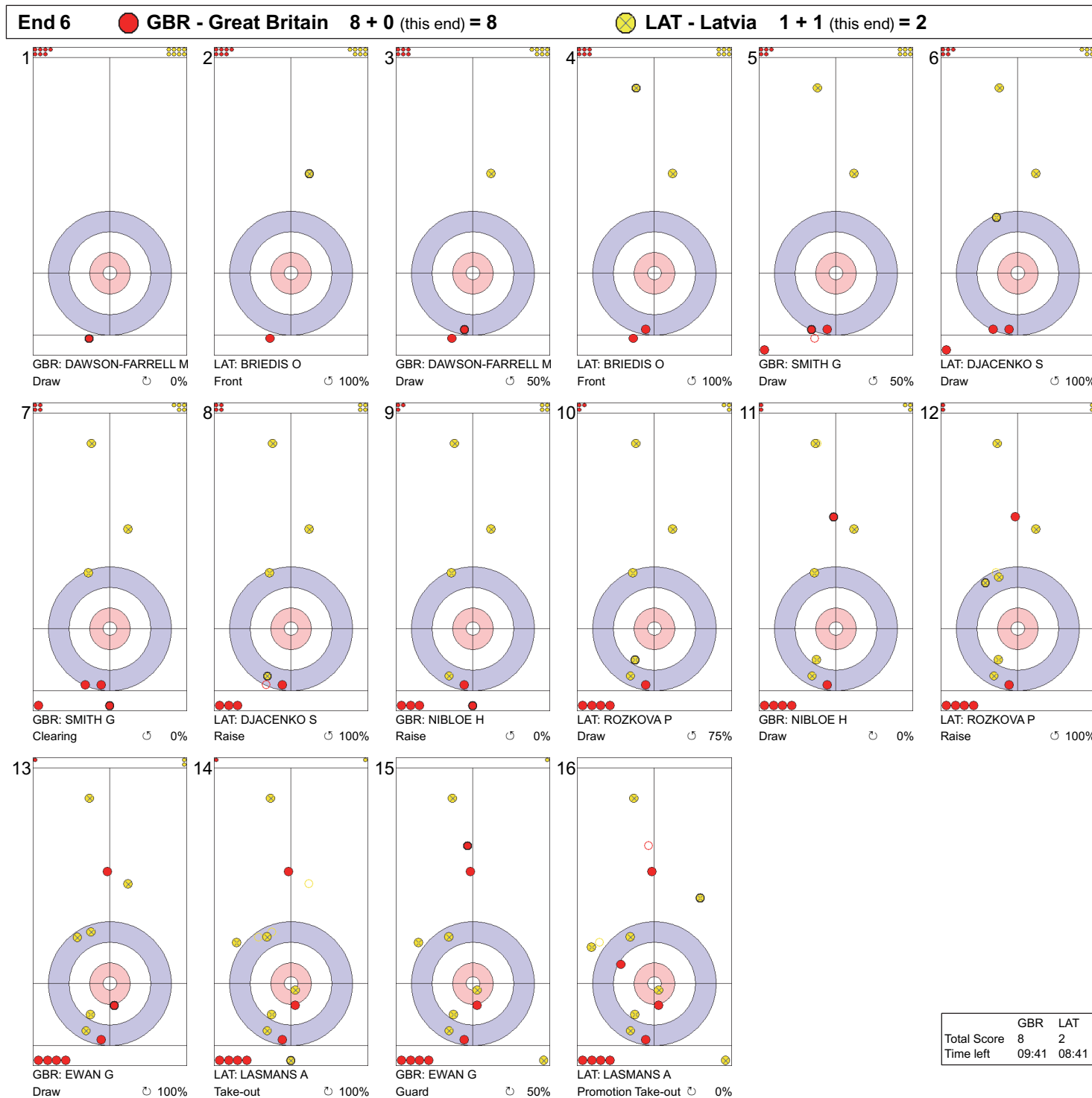


Legend:

↻ Clockwise      ↺ Counter-clockwise      - Not considered



Game - Shot by Shot  
每投统计数据

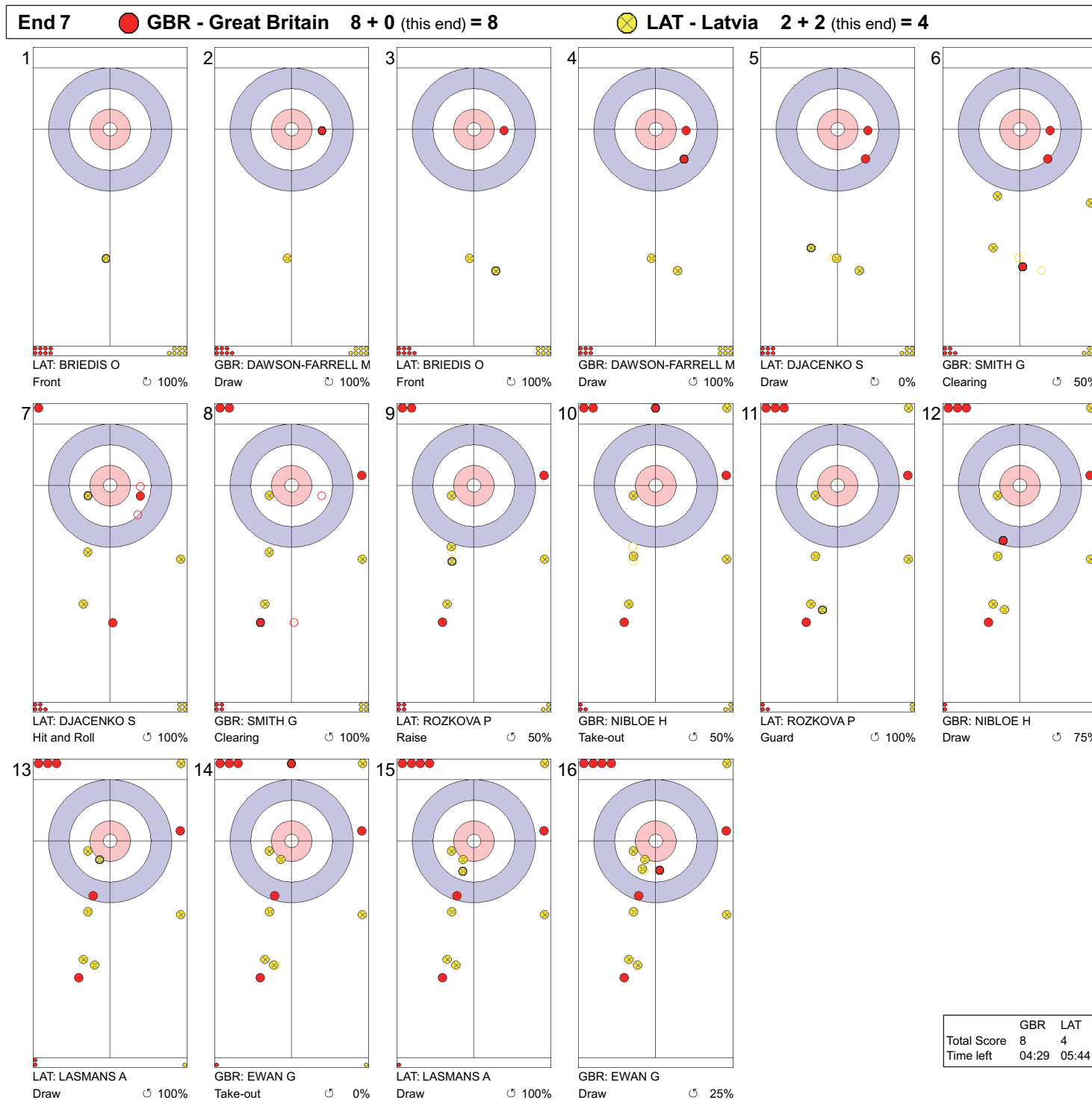


Legend:

↻ Clockwise      ↺ Counter-clockwise      - Not considered



**Game - Shot by Shot**  
每投统计数据

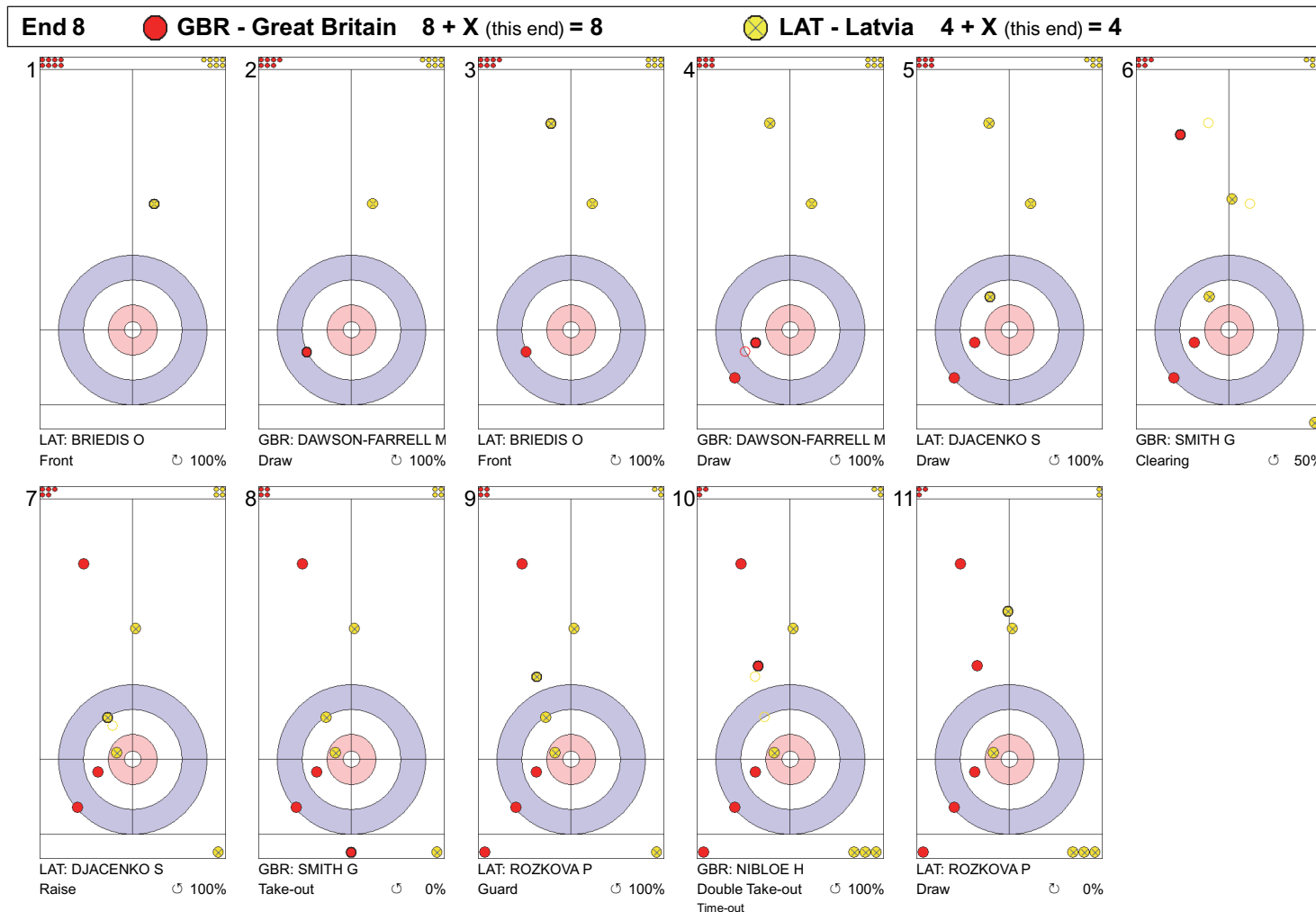


**Legend:**

↻ Clockwise   ↺ Counter-clockwise   - Not considered



Game - Shot by Shot  
 每投统计数据



	GBR	LAT
Total Score	8	4
Time left	02:28	03:08

**Legend:**

↻	Clockwise	↺	Counter-clockwise	-	Not considered
X	Unfinished end due to concession				



## Session Results and Standings

每轮比赛成绩和排名

Sheet	Game	Team	LSFE	1	2	3	4	5	6	7	8	Extra	Ends	Total
A	10	CAN - Canada		0	1	0	1	0	2	0	3			7
	10	NOR - Norway	*	1	0	1	0	3	0	1	0			6
B	9	CHN - People's Republic of China	*	1	0	1	0	2	1	1	X			6
	9	GBR - Great Britain		0	2	0	1	0	0	0	X			3
C	9	SVK - Slovakia		0	1	0	0	2	0	5	X			8
	9	SUI - Switzerland	*	2	0	1	1	0	2	0	X			6
D	9	SWE - Sweden		0	0	3	2	0	0	5	X			10
	9	USA - United States of America	*	2	0	0	0	4	1	0	X			7

## Current Standings

Rank	Team	Games	Wins	Losses	
1	CHN - People's Republic of China	9	7	2	Q
1	SWE - Sweden	9	7	2	Q
3	CAN - Canada	10	7	3	Q
4	SVK - Slovakia	9	6	3	
5	KOR - Republic of Korea	8	4	4	
5	LAT - Latvia	8	4	4	
7	USA - United States of America	9	4	5	
8	NOR - Norway	10	4	6	
9	GBR - Great Britain	9	3	6	
10	EST - Estonia	8	2	6	
11	SUI - Switzerland	9	1	8	

**Note:**  
Under WCF rules, tie-breaking rules for standings are not applied until after the last game of the round robin.

**Legend:**  
**LSFE(\*)** Last Stone First End     
**Q** Qualified for the semi-finals     
**X** Unplayed/unfinished end due to concession





## Game Results 比赛成绩

Sheet	Game	Team	LSFE	1	2	3	4	5	6	7	8	Extra Ends	Total
A	10	CAN - Canada		0	1	0	1	0	2	0	3		7
	10	NOR - Norway	*	1	0	1	0	3	0	1	0		6

CAN - Canada			Shot Success	
			Game	All
4	THURSTON Jon	M	64%	67%
3	V FORREST Ina	F	77%	71%
2	THIESSEN Dennis	M	66%	64%
1	S IDESON Mark	M	83%	81%
A	JOSEPH Collinda	F	-	75%
Team Total			72%	71%

NOR - Norway			Shot Success	
			Game	All
4	S SYVERSEN Ole Fredrik	M	64%	64%
3	V STORDAHL Jostein	M	80%	61%
2	LOECHEN Sissel	F	38%	73%
1	SVEBERG Mia	F	82%	81%
A	SKOGSTAD Geir Arne	M	79%	56%
Team Total			70%	64%

Last Stone Draw		Distance
⌚	THURSTON Jon	167.5cm
⌚	FORREST Ina	41.4cm
<b>Total</b>		<b>208.9cm</b>

Last Stone Draw		Distance
⌚	STORDAHL Jostein	15.3cm
⌚	LOECHEN Sissel	148.6cm
<b>Total</b>		<b>163.9cm</b>

Time remaining: 0 minutes 59 seconds

Time-out: End 8 - CAN stone 4

Time remaining: 0 minutes 44 seconds

Time-out: End 7 - NOR stone 7

SKOGSTAD GA replaced LOECHEN S at the beginning of end 5

## Shot Success Analysis

CAN - Canada		⌚	⌚	Game	
4	THURSTON Jon	Draws	2 38%	4 94%	6 75%
		Take-outs	5 70%	5 45%	10 58%
		Total	7 61%	9 67%	16 64%
3	FORREST Ina	Draws	4 94%	7 71%	11 80%
		Take-outs	3 75%	2 63%	5 70%
		Total	7 86%	9 69%	16 77%
2	THIESSEN Dennis	Draws	2 0%	9 72%	11 59%
		Take-outs	1 100%	4 75%	5 80%
		Total	3 33%	13 73%	16 66%
1	IDESON Mark	Draws	6 96%	5 80%	11 89%
		Take-outs	4 75%	1 50%	5 70%
		Total	10 88%	6 75%	16 83%
A	JOSEPH Collinda	Draws	0 -	0 -	0 -
		Take-outs	0 -	0 -	0 -
		Total	0 -	0 -	0 -
Team		Draws	14 73%	25 77%	39 76%
		Take-outs	13 75%	12 58%	25 67%
		Total	27 74%	37 71%	64 72%

NOR - Norway		⌚	⌚	Game	
4	SYVERSEN Ole Fredrik	Draws	4 81%	8 63%	12 69%
		Take-outs	3 67%	1 0%	4 50%
		Total	7 75%	9 56%	16 64%
3	STORDAHL Jostein	Draws	0 -	1 100%	1 100%
		Take-outs	11 80%	4 75%	15 78%
		Total	11 80%	5 80%	16 80%
2	LOECHEN Sissel	Draws	1 100%	2 50%	3 67%
		Take-outs	1 0%	4 25%	5 20%
		Total	2 50%	6 33%	8 38%
1	SVEBERG Mia	Draws	7 82%	4 69%	11 77%
		Take-outs	1 100%	2 100%	3 100%
		Total	8 84%	6 79%	14 82%
A	SKOGSTAD Geir Arne	Draws	0 -	0 -	0 -
		Take-outs	3 83%	4 75%	7 79%
		Total	3 83%	4 75%	7 79%
Team		Draws	12 83%	15 65%	27 73%
		Take-outs	19 75%	15 60%	34 68%
		Total	31 78%	30 63%	61 70%

### Note:

Position and function for each team member:

4 = Fourth, 3 = Third, 2 = Second, 1 = Lead, A = Alternate, S = Skip, V = Vice-Skip

### Legend:

⌚ Clockwise

⌚ Counter-clockwise

F Female

LSFE(\*) Last Stone First End

M Male



**Game - Shot by Shot**  
每投统计数据

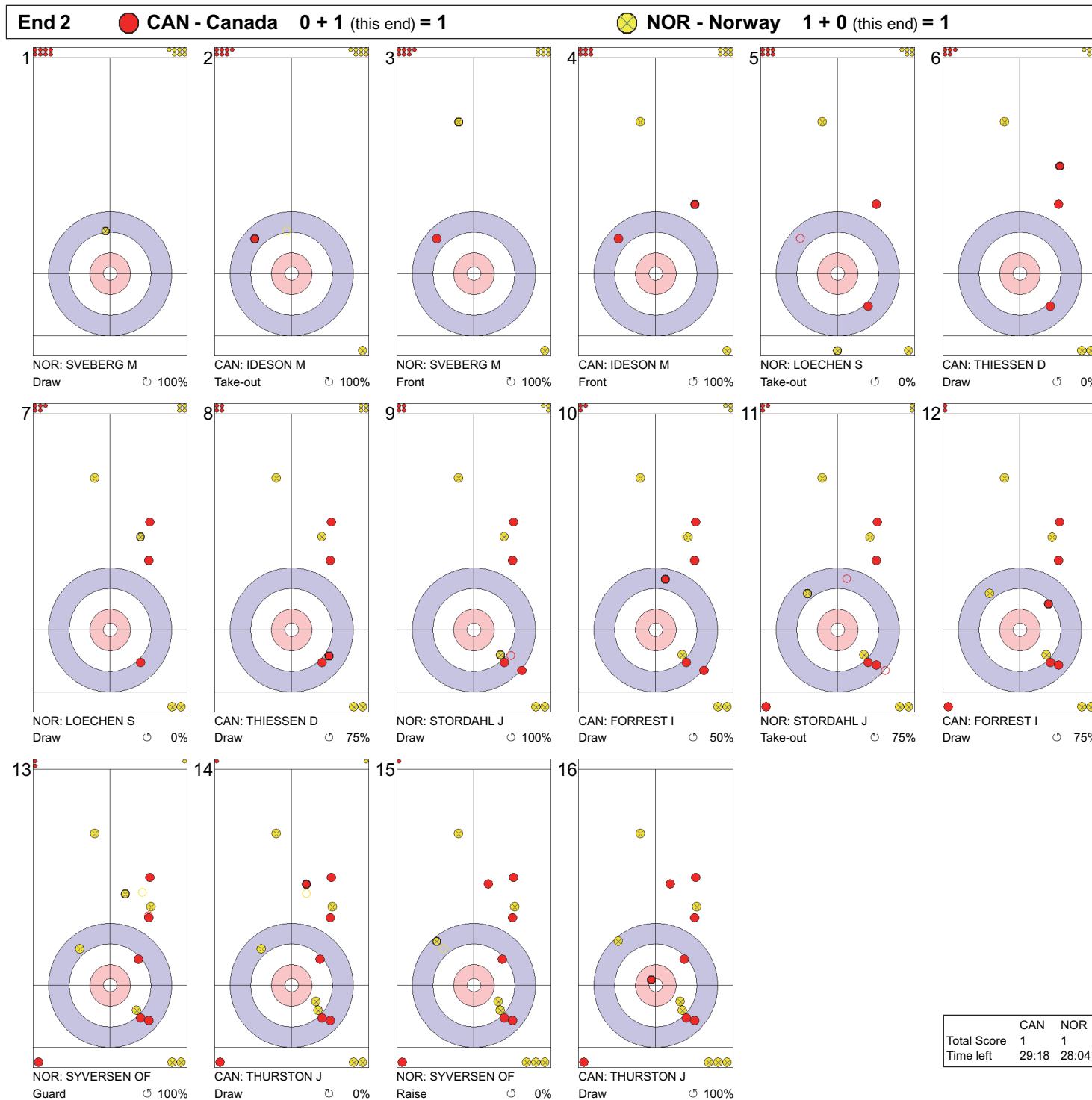


**Legend:**

↻ Clockwise      ↺ Counter-clockwise      - Not considered



**Game - Shot by Shot**  
每投统计数据

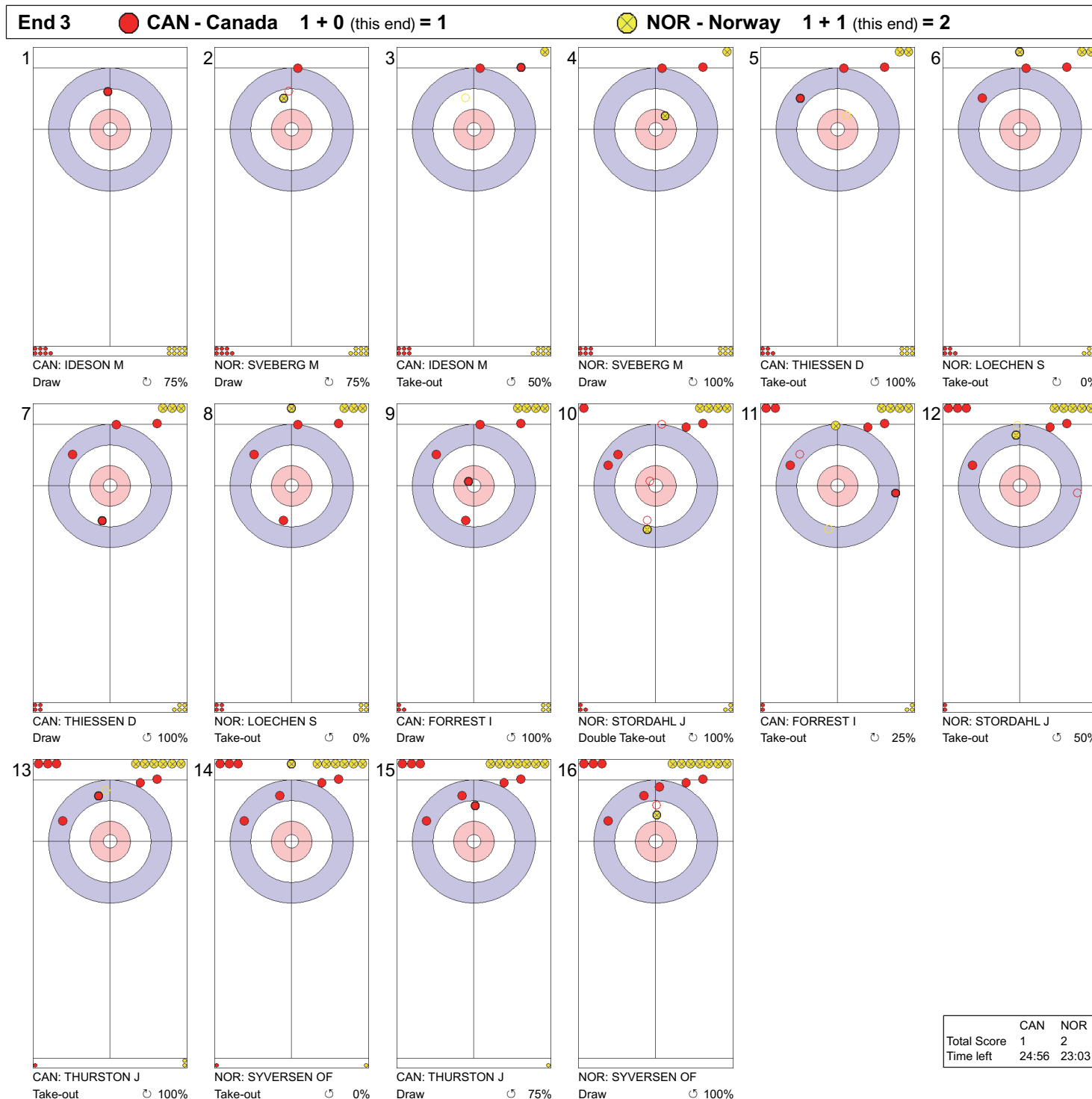


**Legend:**

↻ Clockwise   ↺ Counter-clockwise   - Not considered

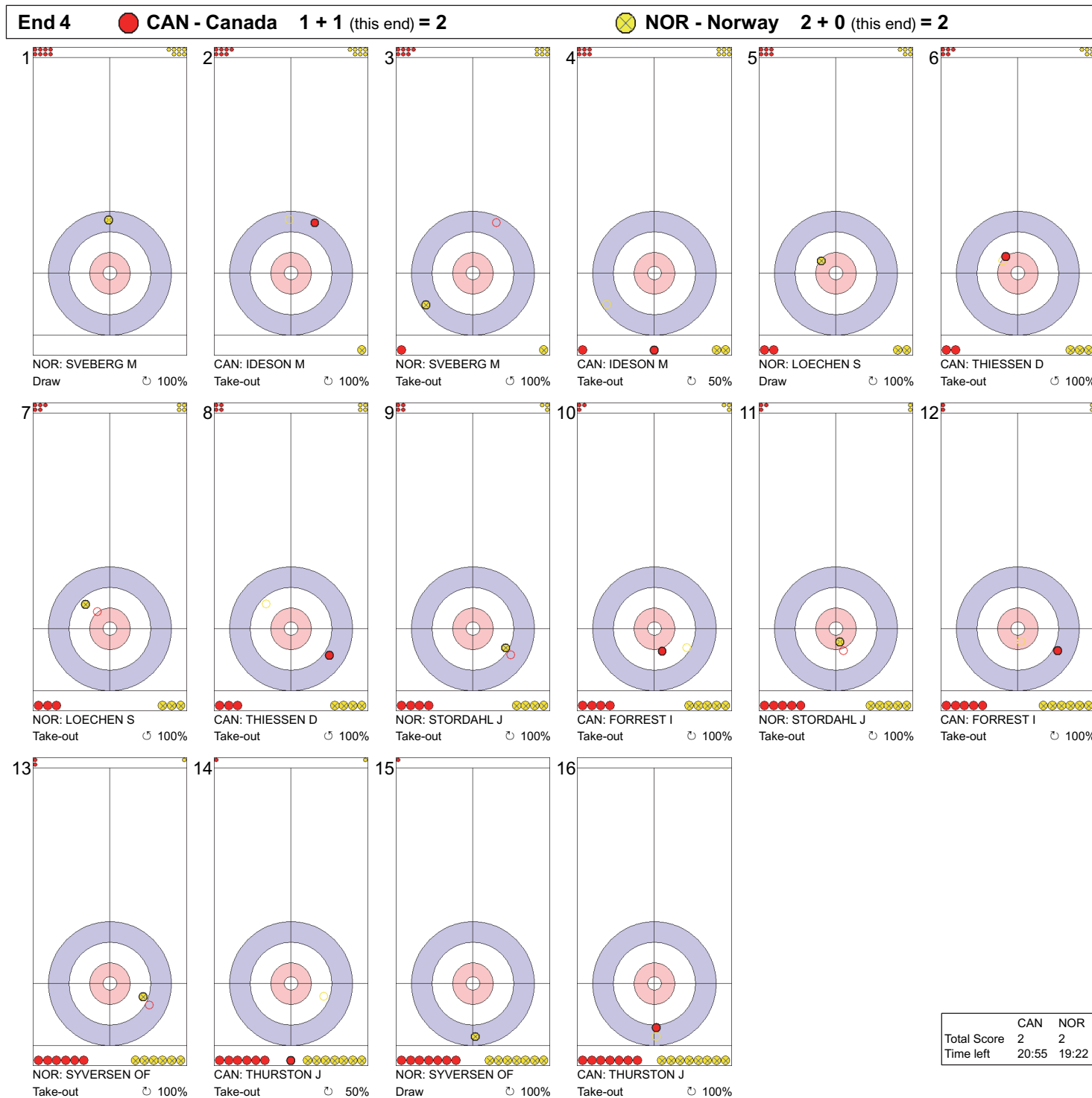


Game - Shot by Shot  
每投统计数据





Game - Shot by Shot  
每投统计数据



**Legend:**  
 ↻ Clockwise      ↺ Counter-clockwise      - Not considered



**Game - Shot by Shot**  
每投统计数据

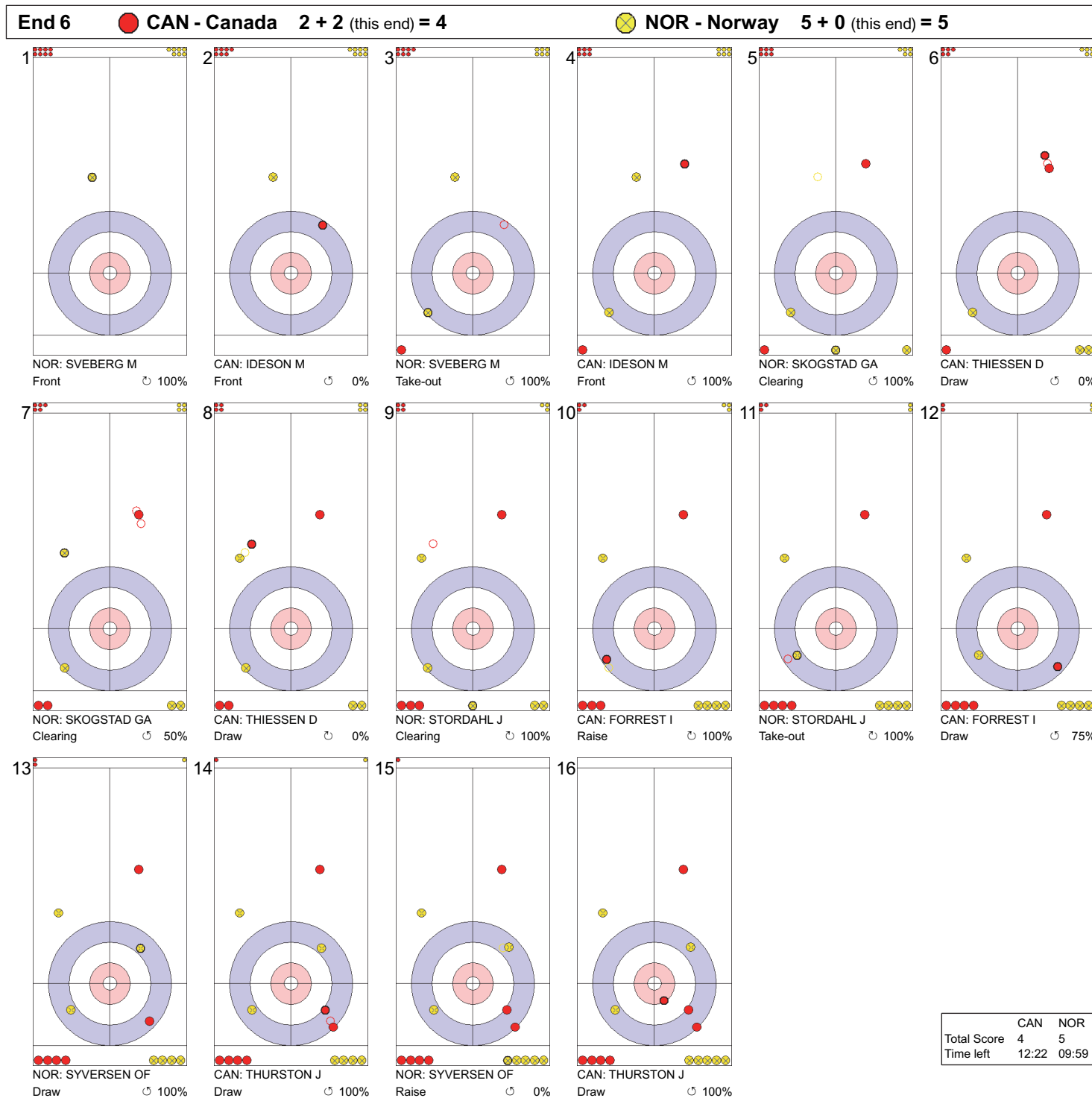


**Legend:**

↻ Clockwise      ↺ Counter-clockwise      - Not considered



Game - Shot by Shot  
每投统计数据



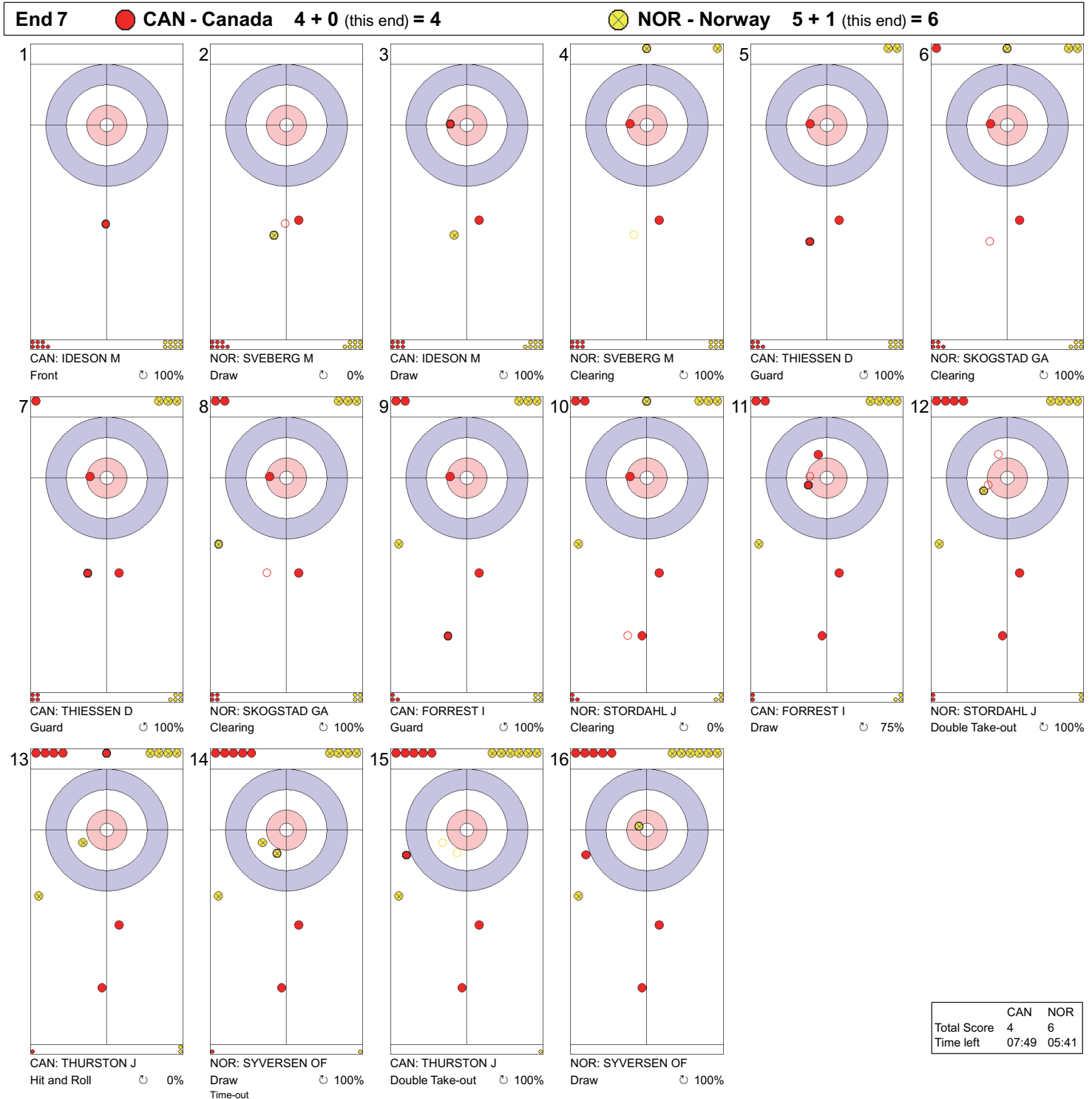
Legend:

↻ Clockwise      ↺ Counter-clockwise      - Not considered



Game - Shot by Shot

每投统计数据

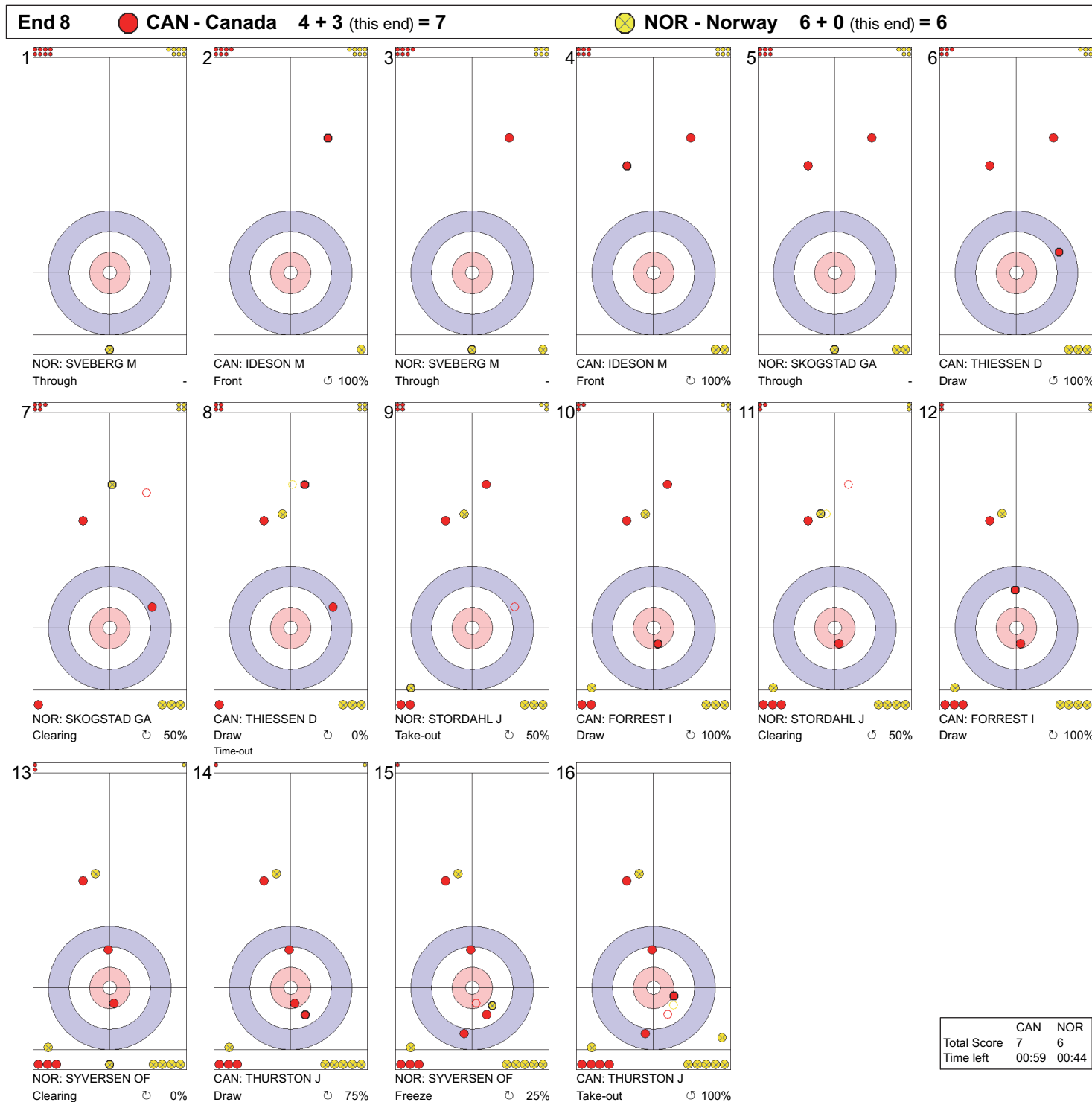


**Legend:**  
 ↻ Clockwise      ↺ Counter-clockwise      - Not considered





Game - Shot by Shot  
每投统计数据



**Legend:**  
 ↻ Clockwise   ↺ Counter-clockwise   - Not considered



## Game Results 比赛成绩

Sheet	Game	Team	LSFE	1	2	3	4	5	6	7	8	Extra Ends	Total
B	9	CHN - People's Republic of China	*	1	0	1	0	2	1	1	X		6
	9	GBR - Great Britain		0	2	0	1	0	0	0	X		3

CHN - People's Republic of China			Shot Success		
			Game	All	
4	S	WANG Haitao	M	59%	68%
3	V	CHEN Jianxin	M	89%	73%
2		ZHANG Mingliang	M	80%	72%
1		YAN Zhuo	F	83%	73%
A		SUN Yulong	M	-	-
Team Total				78%	71%

GBR - Great Britain			Shot Success		
			Game	All	
4	V	EWAN Gregor	M	59%	63%
3	S	NIBLOE Hugh	M	45%	59%
2		SMITH Gary	M	66%	67%
1		DAWSON-FARRELL Meggan	F	69%	67%
A		MELROSE David	M	-	49%
Team Total				60%	61%

Last Stone Draw		Distance
⌚	ZHANG Mingliang	104.7cm
⌚	CHEN Jianxin	199.6cm
<b>Total</b>		<b>304.3cm</b>

Last Stone Draw		Distance
⌚	DAWSON-FARRELL Meggan	199.6cm
⌚	EWAN Gregor	129.9cm
<b>Total</b>		<b>329.5cm</b>

Time remaining: 9 minutes 33 seconds

Time remaining: 4 minutes 25 seconds

Time-out: End 6 - CHN stone 5

## Shot Success Analysis

CHN - People's Republic of China		⌚	⌚	Game	
4	WANG Haitao	Draws	6 54%	3 67%	9 58%
		Take-outs	4 63%	1 50%	5 60%
		Total	10 58%	4 63%	14 59%
3	CHEN Jianxin	Draws	5 85%	2 100%	7 89%
		Take-outs	5 80%	4 100%	9 89%
		Total	10 83%	6 100%	16 89%
2	ZHANG Mingliang	Draws	2 50%	2 100%	4 75%
		Take-outs	7 100%	4 50%	11 82%
		Total	9 89%	6 67%	15 80%
1	YAN Zhuo	Draws	7 82%	3 92%	10 85%
		Take-outs	5 80%	0 -	5 80%
		Total	12 81%	3 92%	15 83%
A	SUN Yulong	Draws	0 -	0 -	0 -
		Take-outs	0 -	0 -	0 -
		Total	0 -	0 -	0 -
Team		Draws	20 71%	10 88%	30 77%
		Take-outs	21 83%	9 72%	30 80%
		Total	41 77%	19 80%	60 78%

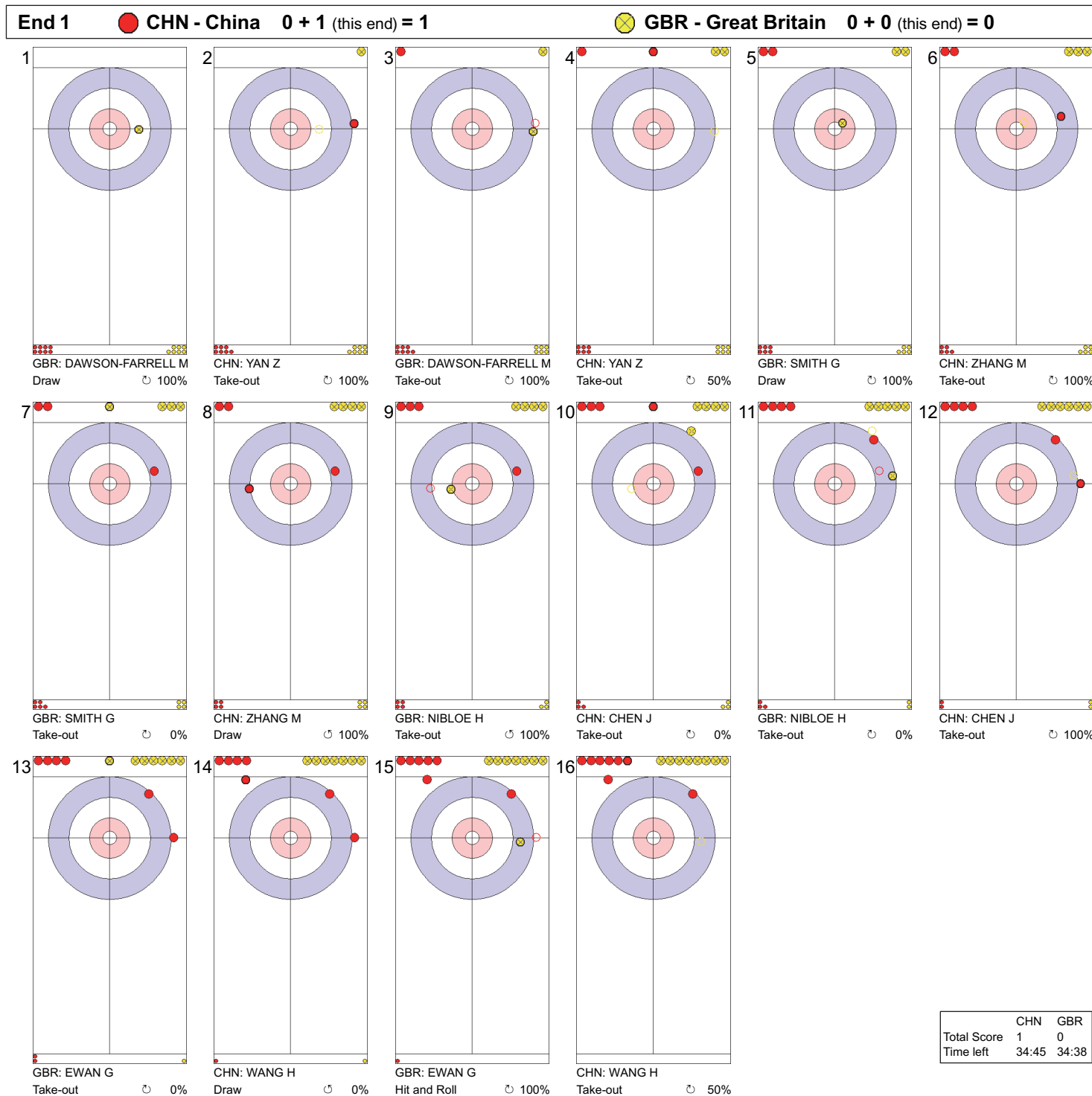
GBR - Great Britain		⌚	⌚	Game	
4	EWAN Gregor	Draws	6 58%	0 -	6 58%
		Take-outs	5 45%	3 83%	8 59%
		Total	11 52%	3 83%	14 59%
3	NIBLOE Hugh	Draws	9 36%	1 100%	10 43%
		Take-outs	3 50%	3 50%	6 50%
		Total	12 40%	4 63%	16 45%
2	SMITH Gary	Draws	8 69%	0 -	8 69%
		Take-outs	2 50%	6 67%	8 63%
		Total	10 65%	6 67%	16 66%
1	DAWSON-FARRELL Meggan	Draws	10 75%	0 -	10 75%
		Take-outs	5 70%	1 0%	6 58%
		Total	15 73%	1 0%	16 69%
A	MELROSE David	Draws	0 -	0 -	0 -
		Take-outs	0 -	0 -	0 -
		Total	0 -	0 -	0 -
Team		Draws	33 60%	1 100%	34 61%
		Take-outs	15 55%	13 62%	28 58%
		Total	48 58%	14 64%	62 60%

**Note:**  
Position and function for each team member:  
4 = Fourth, 3 = Third, 2 = Second, 1 = Lead, A = Alternate, S = Skip, V = Vice-Skip

**Legend:**  
⌚ Clockwise      ⌚ Counter-clockwise      F Female  
LSFE(\*) Last Stone First End      M Male      X Unplayed/unfinished end due to concession



**Game - Shot by Shot**  
每投统计数据

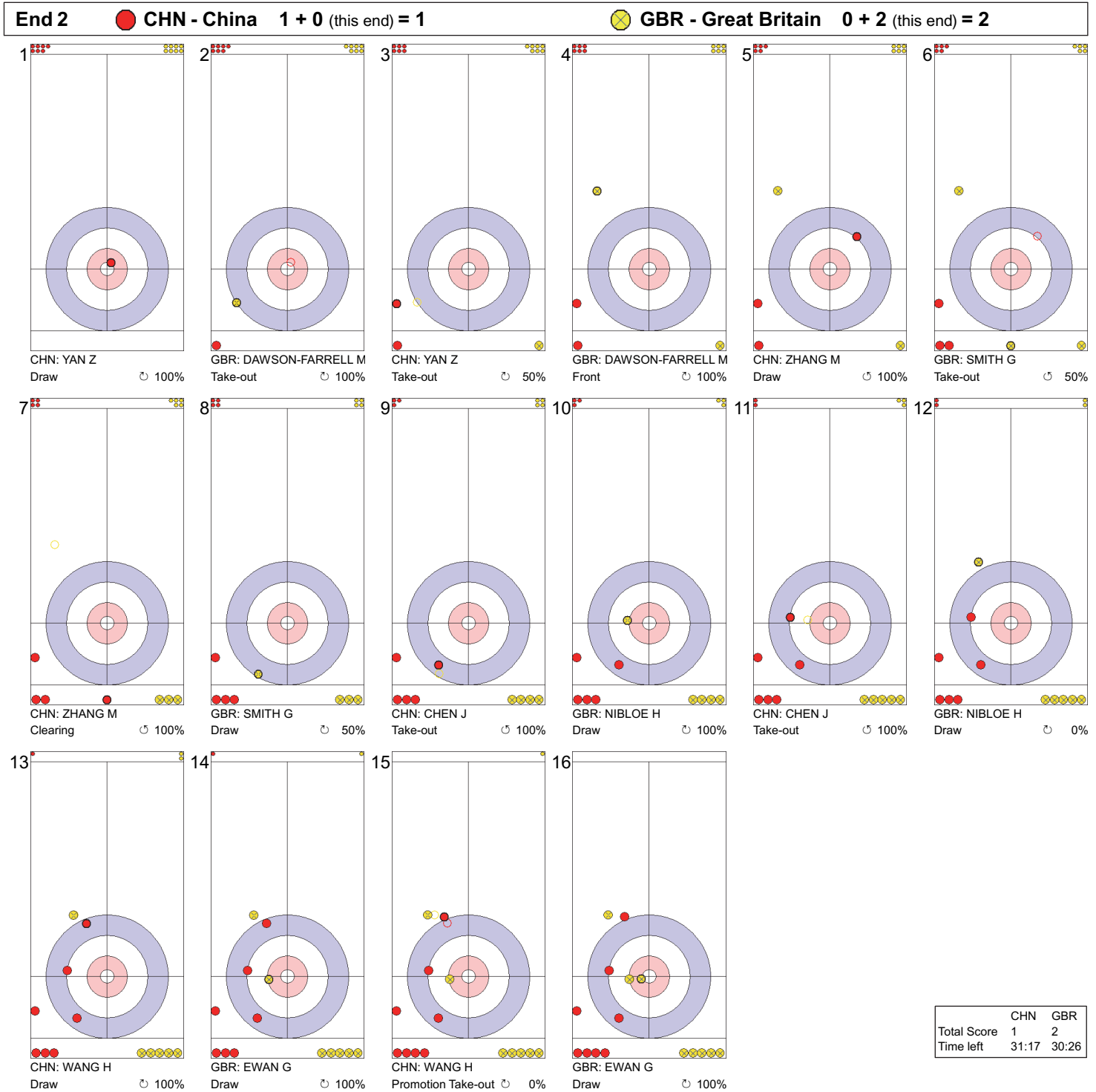


**Legend:**

↻ Clockwise      ↺ Counter-clockwise      - Not considered



Game - Shot by Shot  
每投统计数据



**Legend:**  
 ↻ Clockwise   ↺ Counter-clockwise   - Not considered



**Game - Shot by Shot**  
每投统计数据

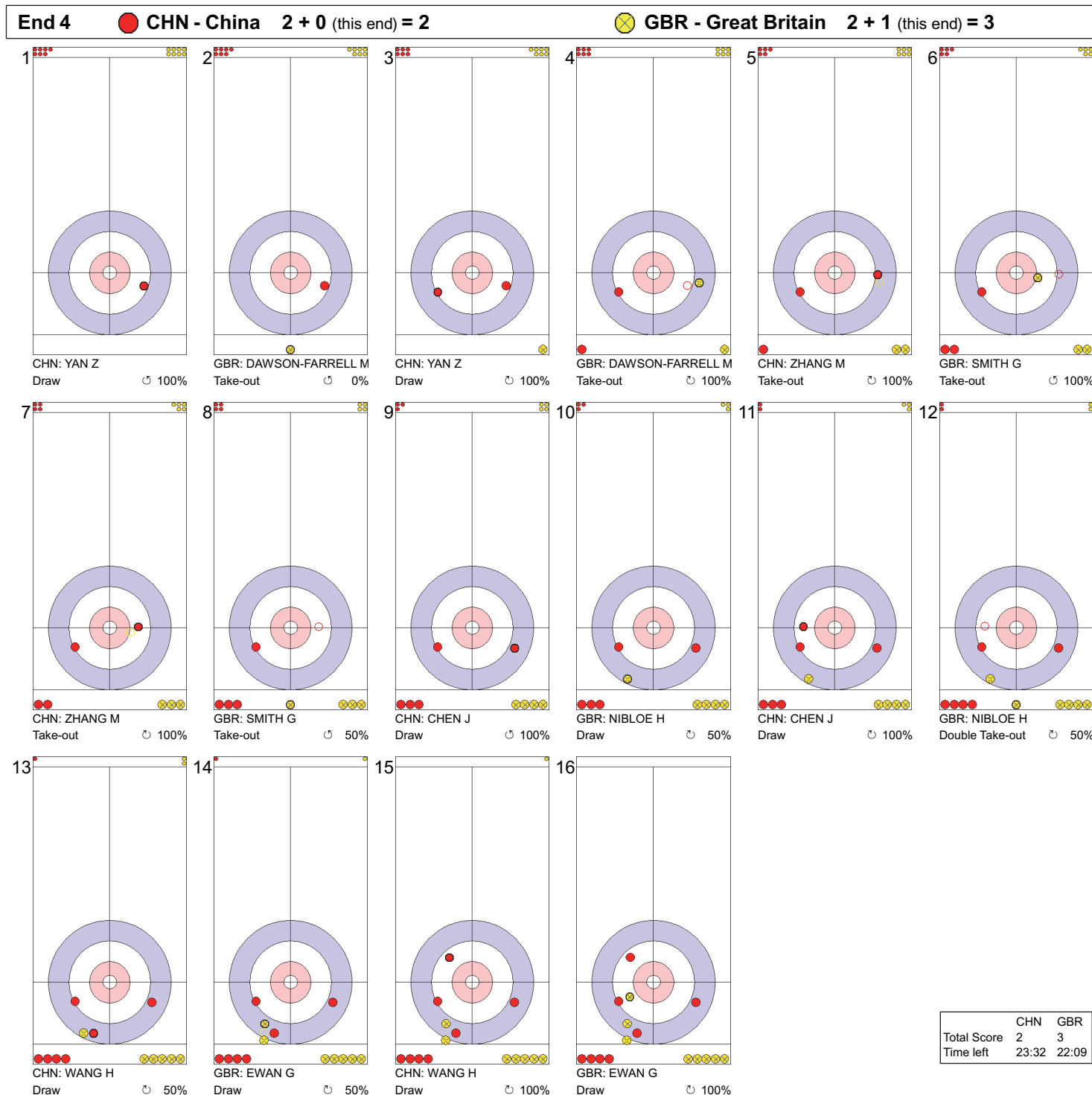


**Legend:**

↻ Clockwise   ↺ Counter-clockwise   - Not considered



Game - Shot by Shot  
每投统计数据



Legend:

↻ Clockwise   ↺ Counter-clockwise   - Not considered



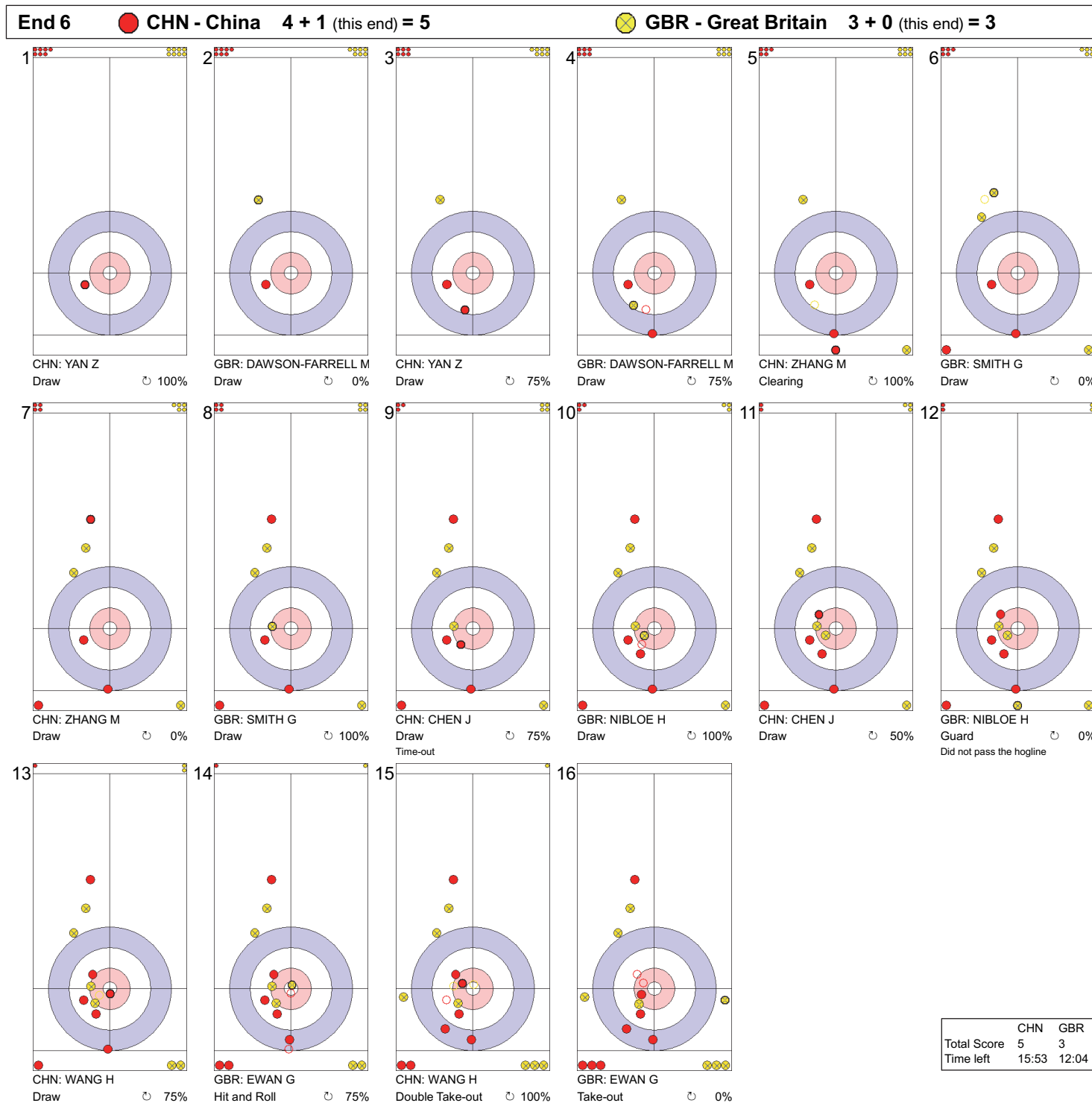
Game - Shot by Shot  
每投统计数据



**Legend:**  
 ↻ Clockwise      ↺ Counter-clockwise      - Not considered



Game - Shot by Shot  
每投统计数据



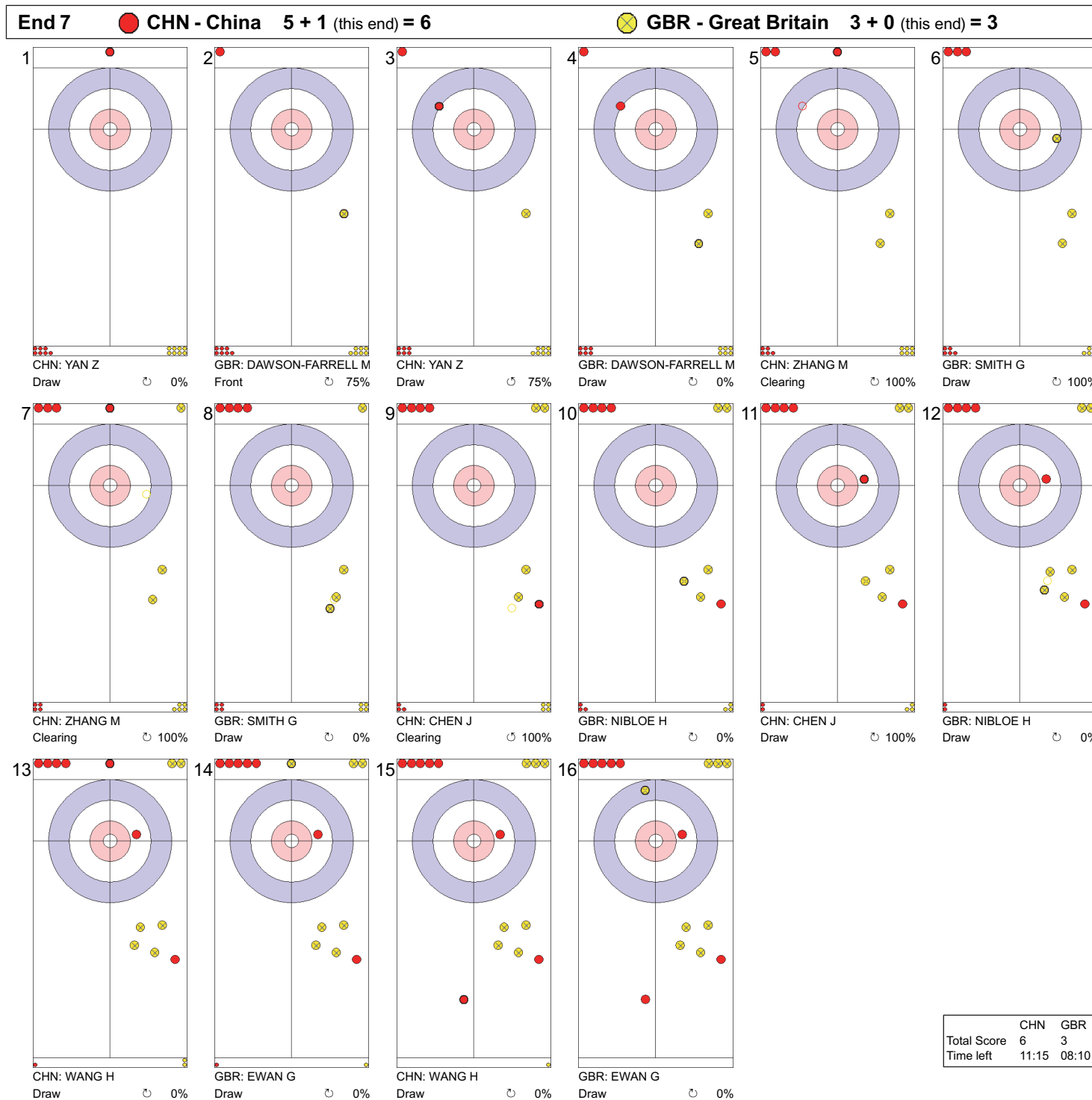
Legend:

↻ Clockwise      ↺ Counter-clockwise      - Not considered





**Game - Shot by Shot**  
每投统计数据

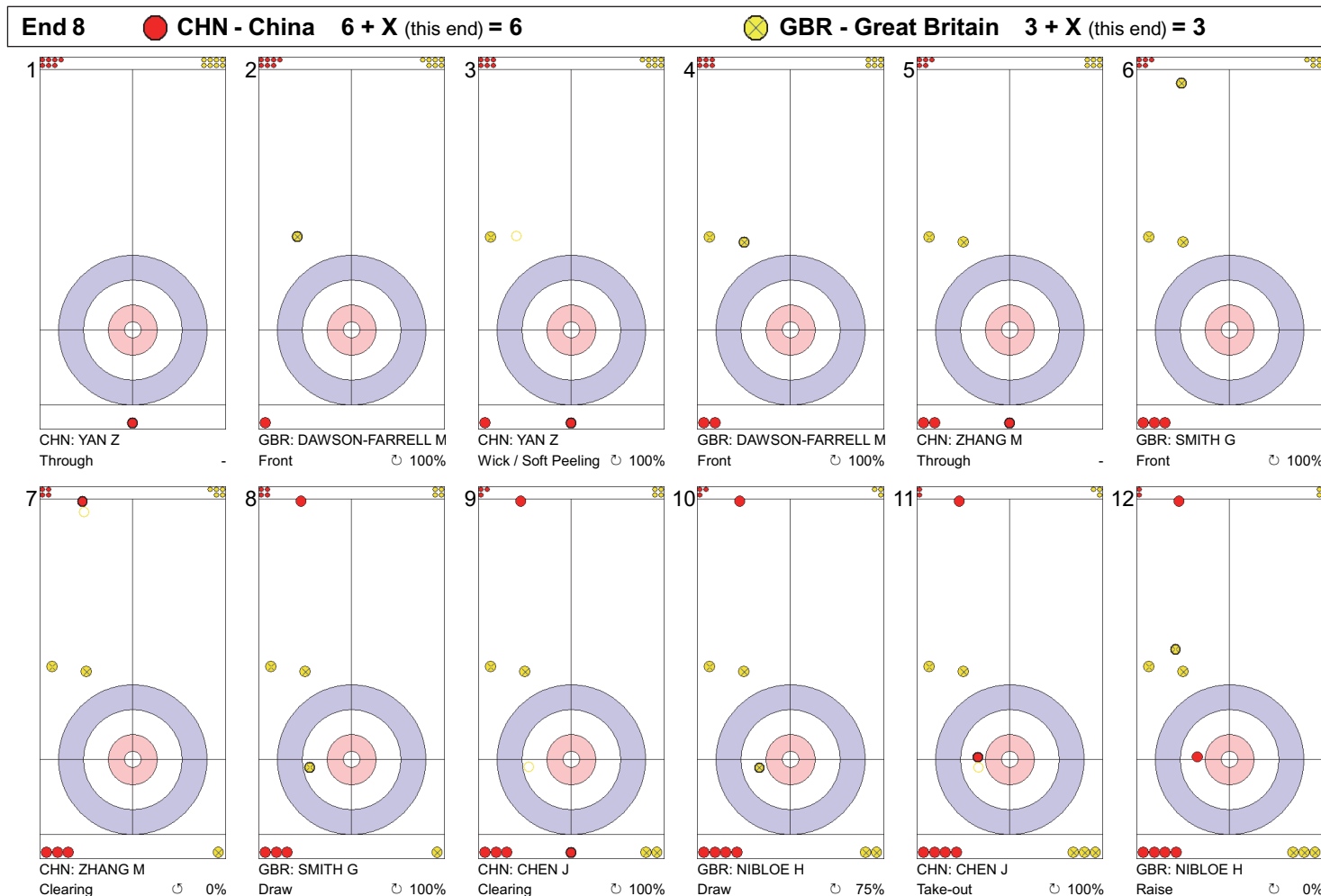


**Legend:**

↻ Clockwise      ↺ Counter-clockwise      - Not considered



**Game - Shot by Shot**  
每投统计数据



	CHN	GBR
Total Score	6	3
Time left	09:33	04:25

**Legend:**

- ↻ Clockwise
- ↺ Counter-clockwise
- Not considered
- X Unfinished end due to concession



## Game Results

### 比赛成绩

Sheet	Game	Team	LSFE	1	2	3	4	5	6	7	8	Extra Ends	Total
C	9	SVK - Slovakia		0	1	0	0	2	0	5	X		8
	9	SUI - Switzerland	*	2	0	1	1	0	2	0	X		6

SVK - Slovakia			Shot Success	
			Game	All
4	V	ZATKO Peter	M	65%
3	S	DURIS Radoslav	M	78%
2		PITONAK Dusan	M	52%
1		KUNKELOVA Monika	F	69%
A		KANOVA Alena	F	-
Team Total				66%

SUI - Switzerland			Shot Success	
			Game	All
4	S	KNEUBUEHL Laurent	M	65%
3	V	BURGENER Hans	M	59%
2		JAQUEROD Francoise	F	58%
1		DELACRETAZ Patrick	M	63%
A		MATHEZ Cynthia	F	-
Team Total				61%

Last Stone Draw		Distance
☺	ZATKO Peter	64.8cm
☹	DURIS Radoslav	199.6cm
<b>Total</b>		<b>264.4cm</b>

Time remaining: 3 minutes 34 seconds

Time-out: End 7 - SVK stone 6

Last Stone Draw		Distance
☺	DELACRETAZ Patrick	78.9cm
☹	KNEUBUEHL Laurent	140.8cm
<b>Total</b>		<b>219.7cm</b>

Time remaining: 1 minute 51 seconds

Time-out: End 8 - SUI stone 7

## Shot Success Analysis

SVK - Slovakia		☺	☹	Game
4	ZATKO Peter	Draws 1 100%	3 100%	4 100%
		Take-outs 4 38%	7 61%	11 52%
		Total 5 50%	10 73%	15 65%
3	DURIS Radoslav	Draws 4 75%	1 100%	5 80%
		Take-outs 7 79%	4 75%	11 77%
		Total 11 77%	5 80%	16 78%
2	PITONAK Dusan	Draws 4 38%	1 75%	5 45%
		Take-outs 9 50%	2 75%	11 55%
		Total 13 46%	3 75%	16 52%
1	KUNKELOVA Monika	Draws 8 97%	5 55%	13 81%
		Take-outs 3 17%	0 -	3 17%
		Total 11 75%	5 55%	16 69%
A	KANOVA Alena	Draws 0 -	0 -	0 -
		Take-outs 0 -	0 -	0 -
		Total 0 -	0 -	0 -
Team		Draws 17 78%	10 75%	27 77%
		Take-outs 23 52%	13 67%	36 58%
		Total 40 63%	23 71%	63 66%

SUI - Switzerland		☺	☹	Game
4	KNEUBUEHL Laurent	Draws 4 69%	3 33%	7 54%
		Take-outs 4 75%	4 75%	8 75%
		Total 8 72%	7 57%	15 65%
3	BURGENER Hans	Draws 3 75%	6 71%	9 72%
		Take-outs 6 50%	1 0%	7 43%
		Total 9 58%	7 61%	16 59%
2	JAQUEROD Francoise	Draws 5 40%	6 63%	11 52%
		Take-outs 4 88%	1 0%	5 70%
		Total 9 61%	7 54%	16 58%
1	DELACRETAZ Patrick	Draws 8 56%	7 64%	15 60%
		Take-outs 0 -	1 100%	1 100%
		Total 8 56%	8 69%	16 63%
A	MATHEZ Cynthia	Draws 0 -	0 -	0 -
		Take-outs 0 -	0 -	0 -
		Total 0 -	0 -	0 -
Team		Draws 20 58%	22 61%	42 60%
		Take-outs 14 68%	7 57%	21 64%
		Total 34 62%	29 60%	63 61%

### Note:

Position and function for each team member:

4 = Fourth, 3 = Third, 2 = Second, 1 = Lead, A = Alternate, S = Skip, V = Vice-Skip

### Legend:

☺ Clockwise

☹ Counter-clockwise

F Female

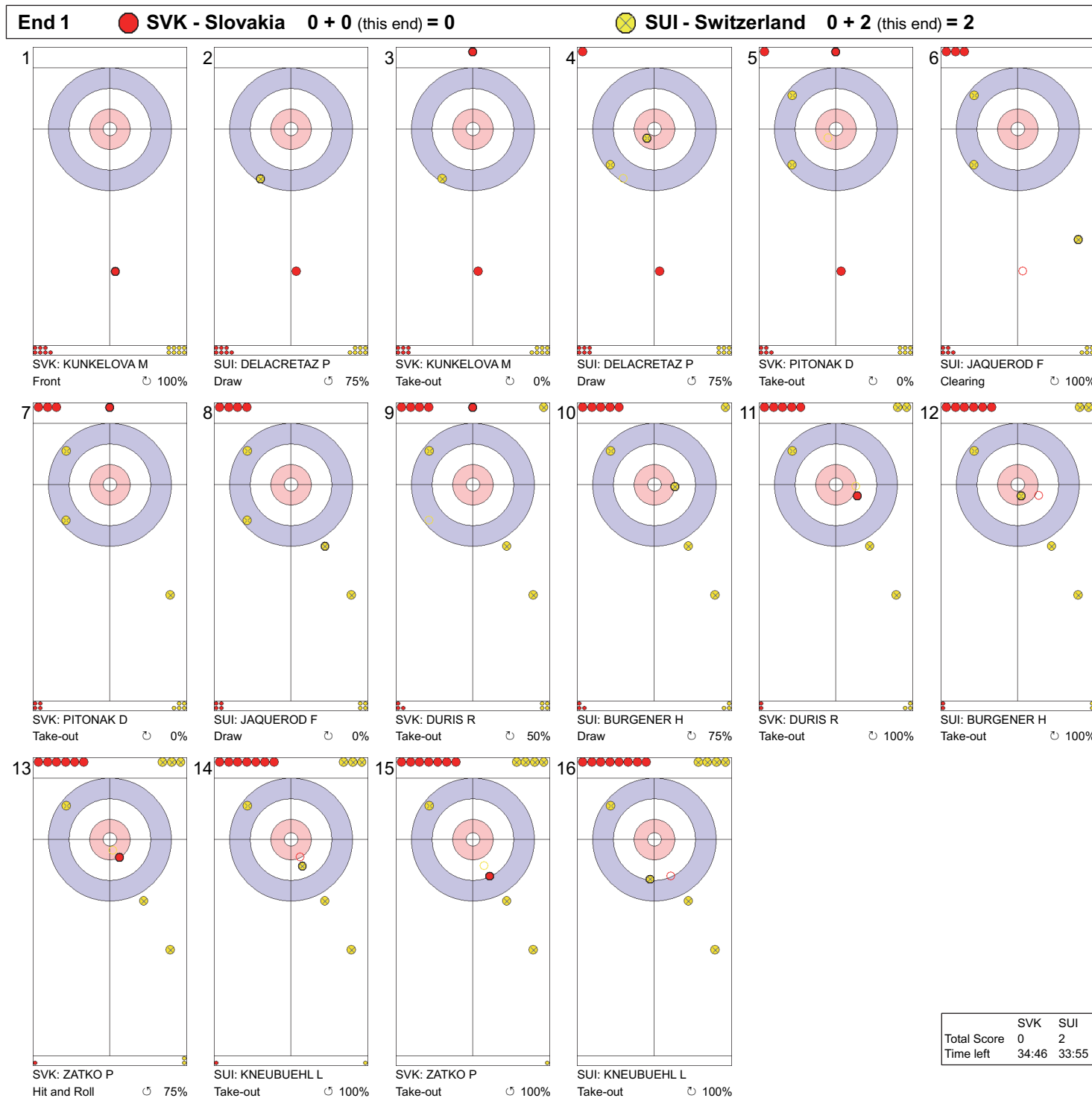
LSFE(\*) Last Stone First End

M Male

X Unplayed/unfinished end due to concession



Game - Shot by Shot  
每投统计数据




Legend:

↻ Clockwise      ↺ Counter-clockwise      - Not considered



Game - Shot by Shot  
每投统计数据



Legend:

↻ Clockwise      ↺ Counter-clockwise      - Not considered



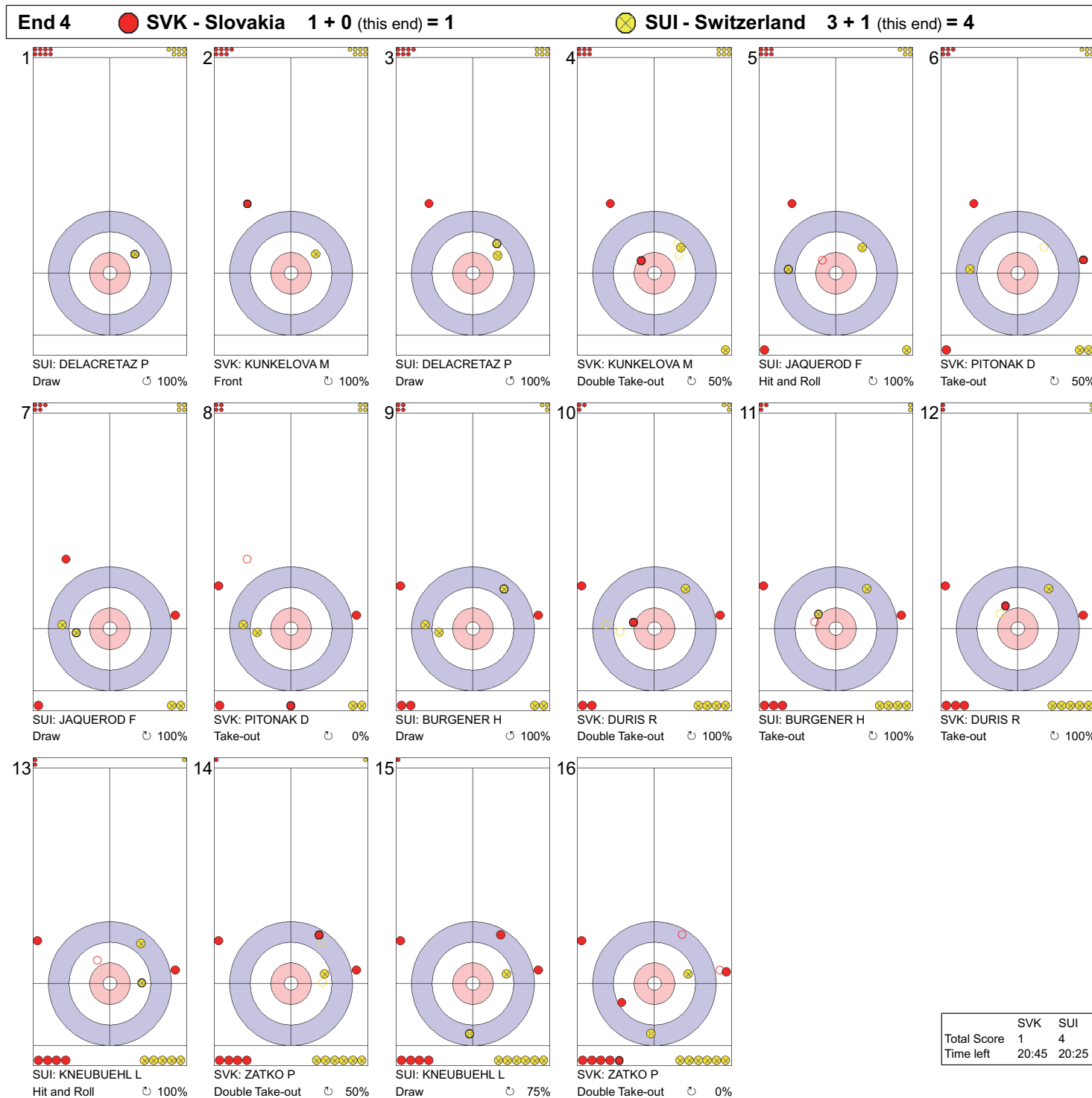
**Game - Shot by Shot**  
每投统计数据



**Legend:**  
 ↻ Clockwise      ↺ Counter-clockwise      - Not considered



**Game - Shot by Shot**  
每投统计数据



	SVK	SUI
Total Score	1	4
Time left	20:45	20:25

**Legend:**  
 Clockwise      Counter-clockwise      - Not considered



**Game - Shot by Shot**  
每投统计数据



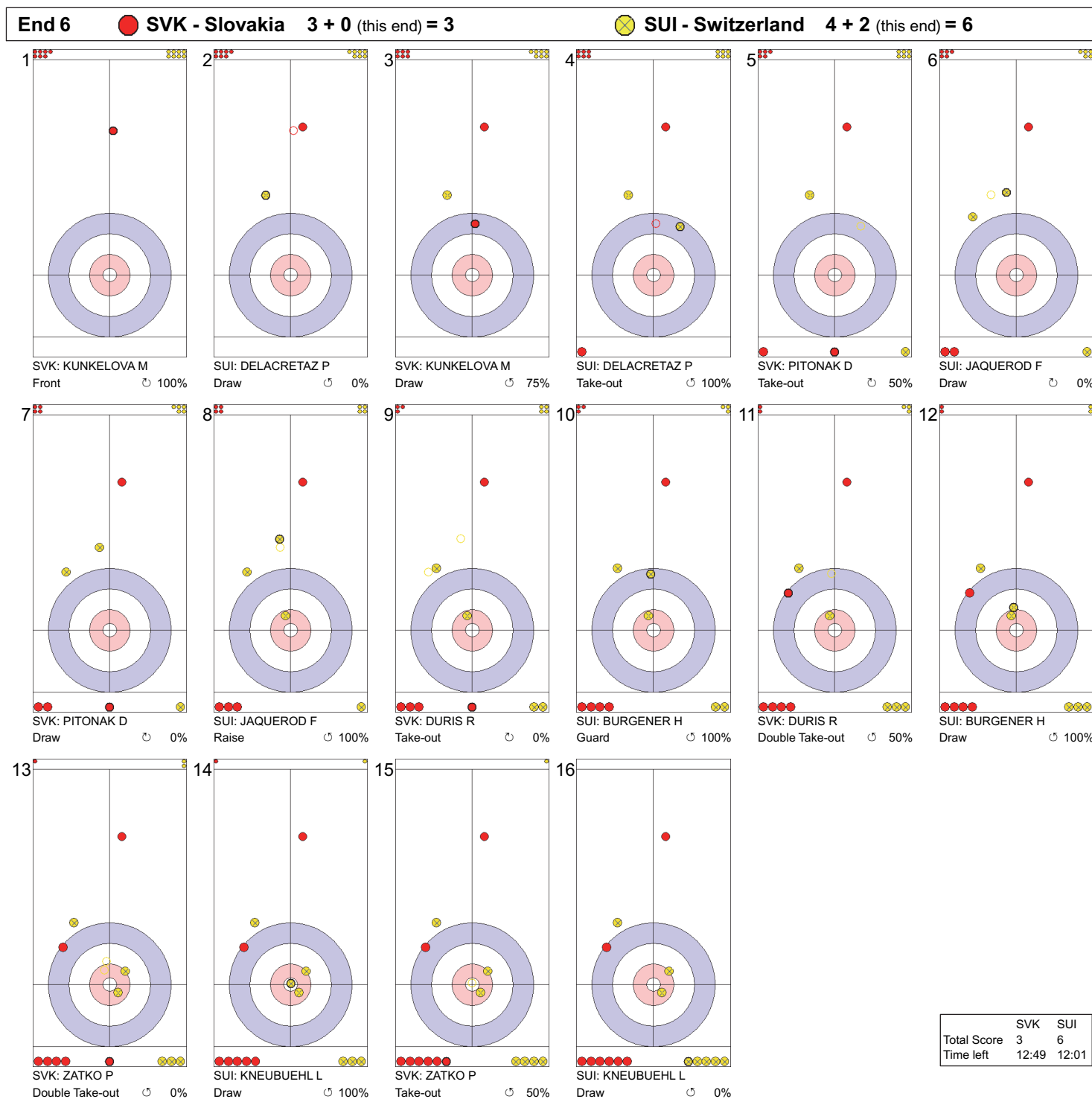
**Legend:**

↻ Clockwise      ↺ Counter-clockwise      - Not considered





**Game - Shot by Shot**  
每投统计数据

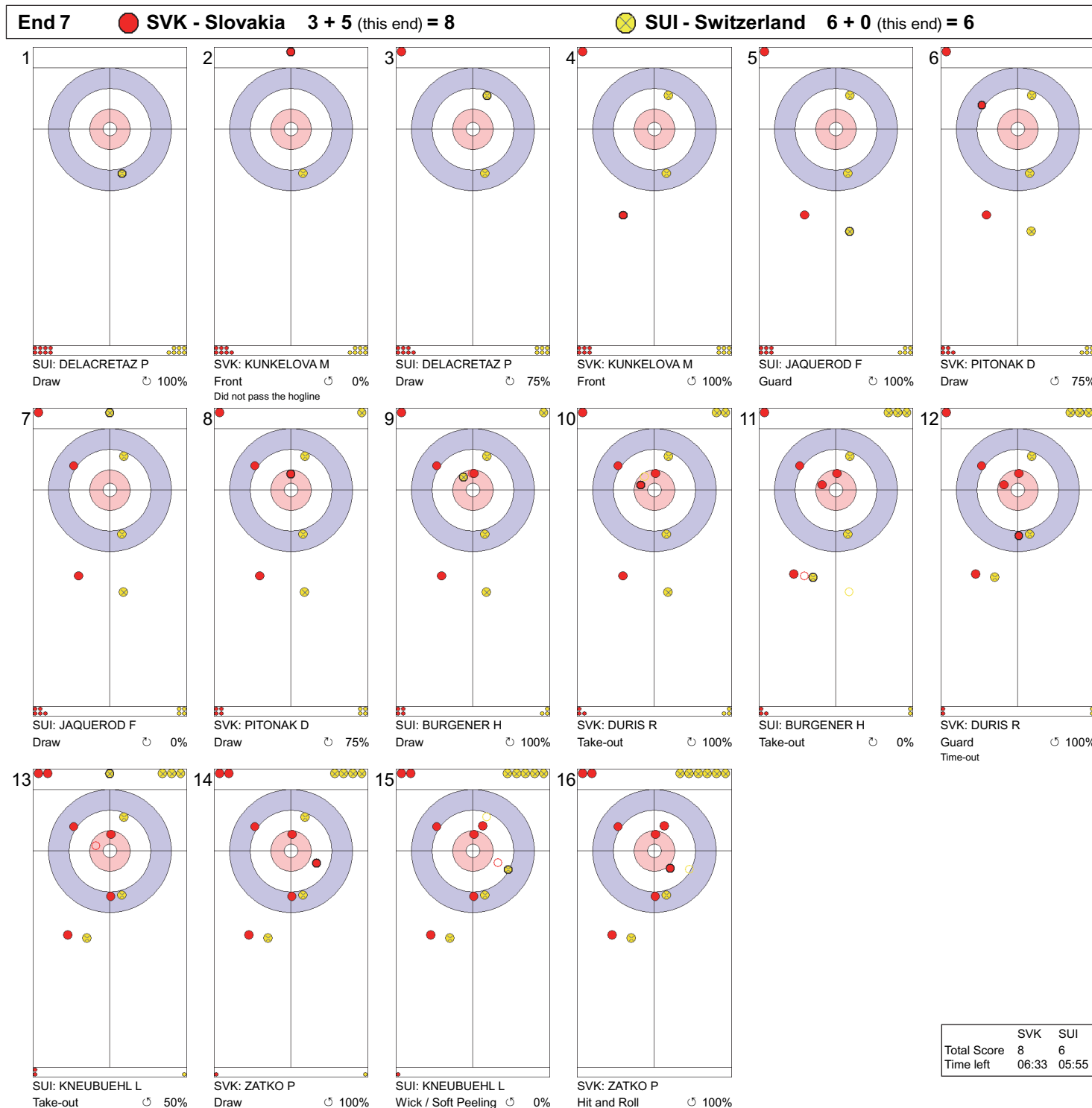


**Legend:**

↻ Clockwise      ↺ Counter-clockwise      - Not considered



Game - Shot by Shot  
每投统计数据

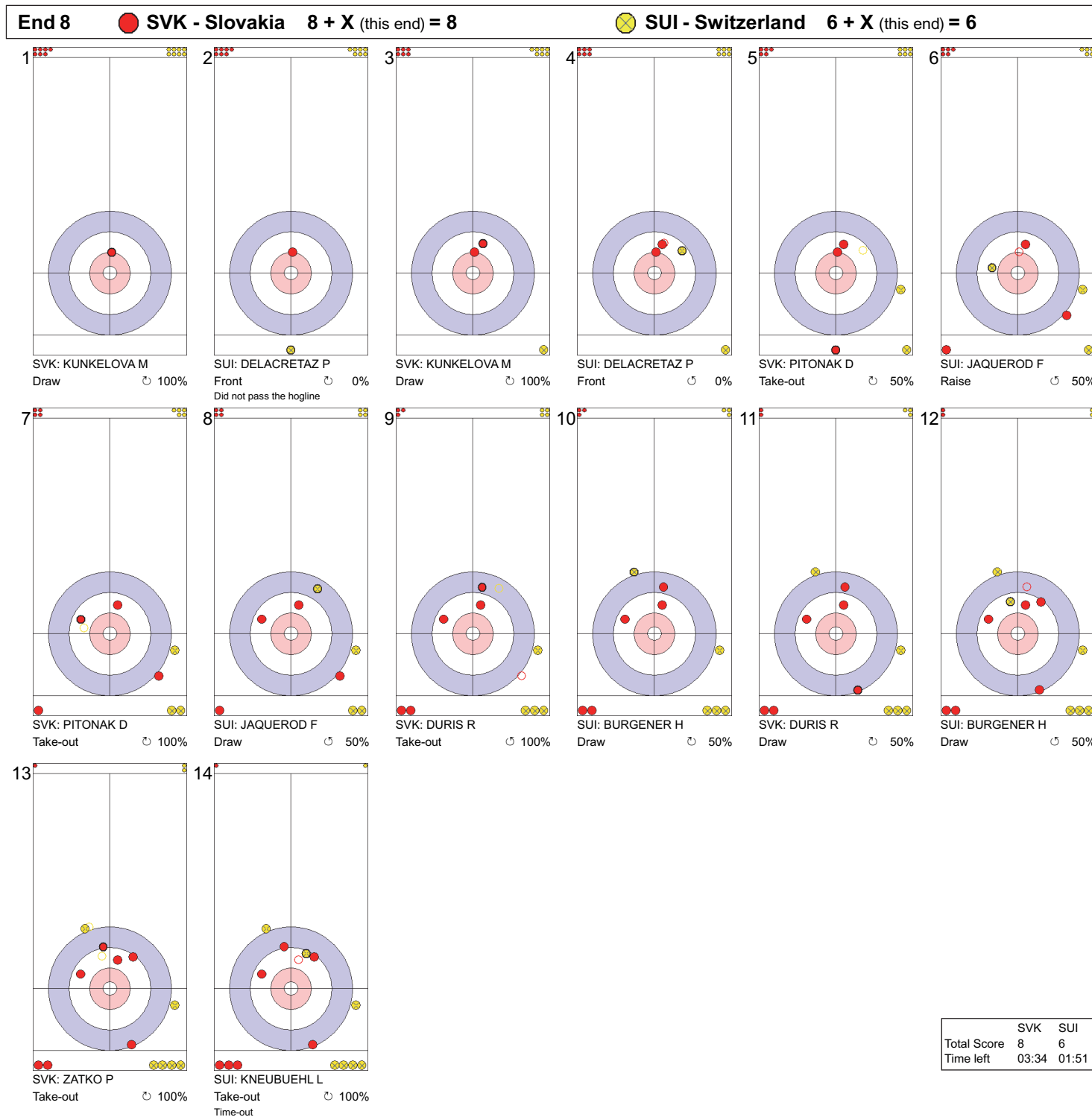


Legend:

↻ Clockwise      ↺ Counter-clockwise      - Not considered



Game - Shot by Shot  
每投统计数据



Legend:

- ⌚ Clockwise
- ⌚ Counter-clockwise
- Not considered
- X Unfinished end due to concession



## Game Results

### 比赛成绩

Sheet	Game	Team	LSFE	1	2	3	4	5	6	7	8	Extra Ends	Total
D	9	SWE - Sweden		0	0	3	2	0	0	5	X		10
	9	USA - United States of America	*	2	0	0	0	4	1	0	X		7

SWE - Sweden			Shot Success		
			Game	All	
4	S	PETTERSSON-DAHL Viljo	M	55%	70%
3		PERSSON Ronny	M	67%	60%
2		ENGBORG Mats-Ola	M	78%	73%
1	V	ULANDER Kristina	F	82%	75%
A		JOHANSSON Sabina	F	-	-
Team Total				70%	70%

USA - United States of America			Shot Success		
			Game	All	
4	S	THUMS Matthew	M	55%	53%
3	V	EMT Steve	M	61%	61%
2		SAMSA Dave	M	53%	60%
1		URANCHIMEG Batoyun	F	66%	61%
A		WILSON Pamela	F	-	54%
Team Total				59%	59%

Last Stone Draw		Distance
⌚	ULANDER Kristina	83.0cm
⌚	ENGBORG Mats-Ola	38.4cm
<b>Total</b>		<b>121.4cm</b>

Time remaining: 3 minutes 25 seconds

Time-out: End 6 - SWE stone 8

Last Stone Draw		Distance
⌚	EMT Steve	5.2cm
⌚	SAMSA Dave	30.7cm
<b>Total</b>		<b>35.9cm</b>

Time remaining: 2 minutes 15 seconds

Time-out: End 8 - USA stone 7

### Shot Success Analysis

SWE - Sweden		⌚	⌚	Game
4	PETTERSSON-DAHL Viljo	Draws 6 63%	2 50%	8 59%
		Take-outs 5 70%	2 0%	7 50%
		Total 11 66%	4 25%	15 55%
3	PERSSON Ronny	Draws 4 88%	2 38%	6 71%
		Take-outs 8 69%	2 50%	10 65%
		Total 12 75%	4 44%	16 67%
2	ENGBORG Mats-Ola	Draws 7 93%	2 50%	9 83%
		Take-outs 4 63%	3 83%	7 71%
		Total 11 82%	5 70%	16 78%
1	ULANDER Kristina	Draws 11 77%	0 -	11 77%
		Take-outs 2 100%	1 100%	3 100%
		Total 13 81%	1 100%	14 82%
A	JOHANSSON Sabina	Draws 0 -	0 -	0 -
		Take-outs 0 -	0 -	0 -
		Total 0 -	0 -	0 -
Team		Draws 28 79%	6 46%	34 74%
		Take-outs 19 71%	8 56%	27 67%
		Total 47 76%	14 52%	61 70%

USA - United States of America		⌚	⌚	Game
4	THUMS Matthew	Draws 7 64%	3 58%	10 63%
		Take-outs 2 25%	3 50%	5 40%
		Total 9 56%	6 54%	15 55%
3	EMT Steve	Draws 7 57%	5 55%	12 56%
		Take-outs 1 100%	3 67%	4 75%
		Total 8 63%	8 59%	16 61%
2	SAMSA Dave	Draws 4 50%	1 100%	5 60%
		Take-outs 8 50%	3 50%	11 50%
		Total 12 50%	4 63%	16 53%
1	URANCHIMEG Batoyun	Draws 7 68%	2 50%	9 64%
		Take-outs 3 67%	2 75%	5 70%
		Total 10 68%	4 63%	14 66%
A	WILSON Pamela	Draws 0 -	0 -	0 -
		Take-outs 0 -	0 -	0 -
		Total 0 -	0 -	0 -
Team		Draws 25 61%	11 59%	36 60%
		Take-outs 14 54%	11 59%	25 56%
		Total 39 58%	22 59%	61 59%

#### Note:

Position and function for each team member:

4 = Fourth, 3 = Third, 2 = Second, 1 = Lead, A = Alternate, S = Skip, V = Vice-Skip

#### Legend:

⌚ Clockwise

⌚ Counter-clockwise

F Female

LSFE(\*) Last Stone First End

M Male

X Unplayed/unfinished end due to concession



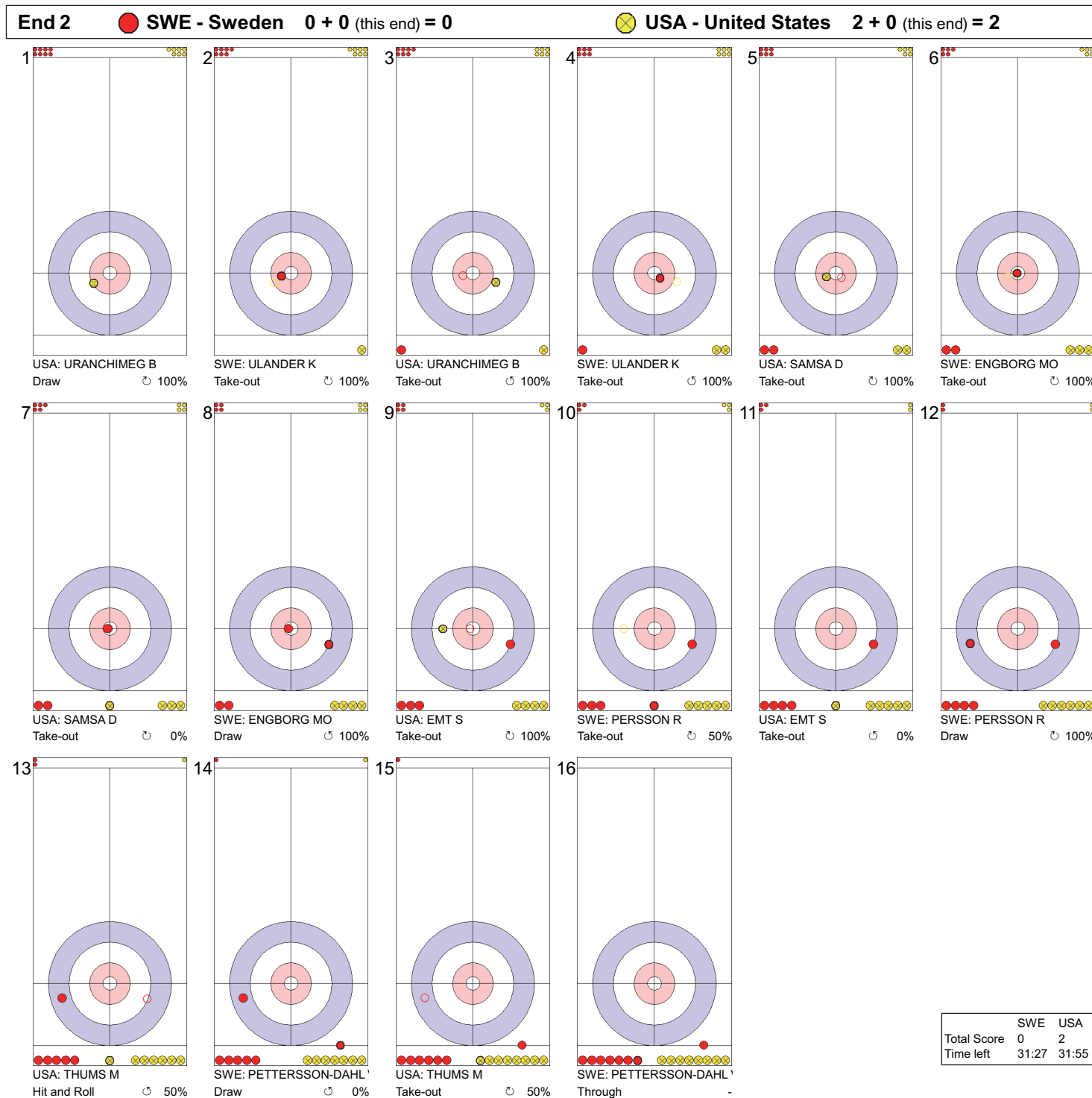
Game - Shot by Shot  
每投统计数据



Legend:   
 ↻ Clockwise      ↺ Counter-clockwise      - Not considered



Game - Shot by Shot  
每投统计数据



Legend:

↻ Clockwise      ↺ Counter-clockwise      - Not considered



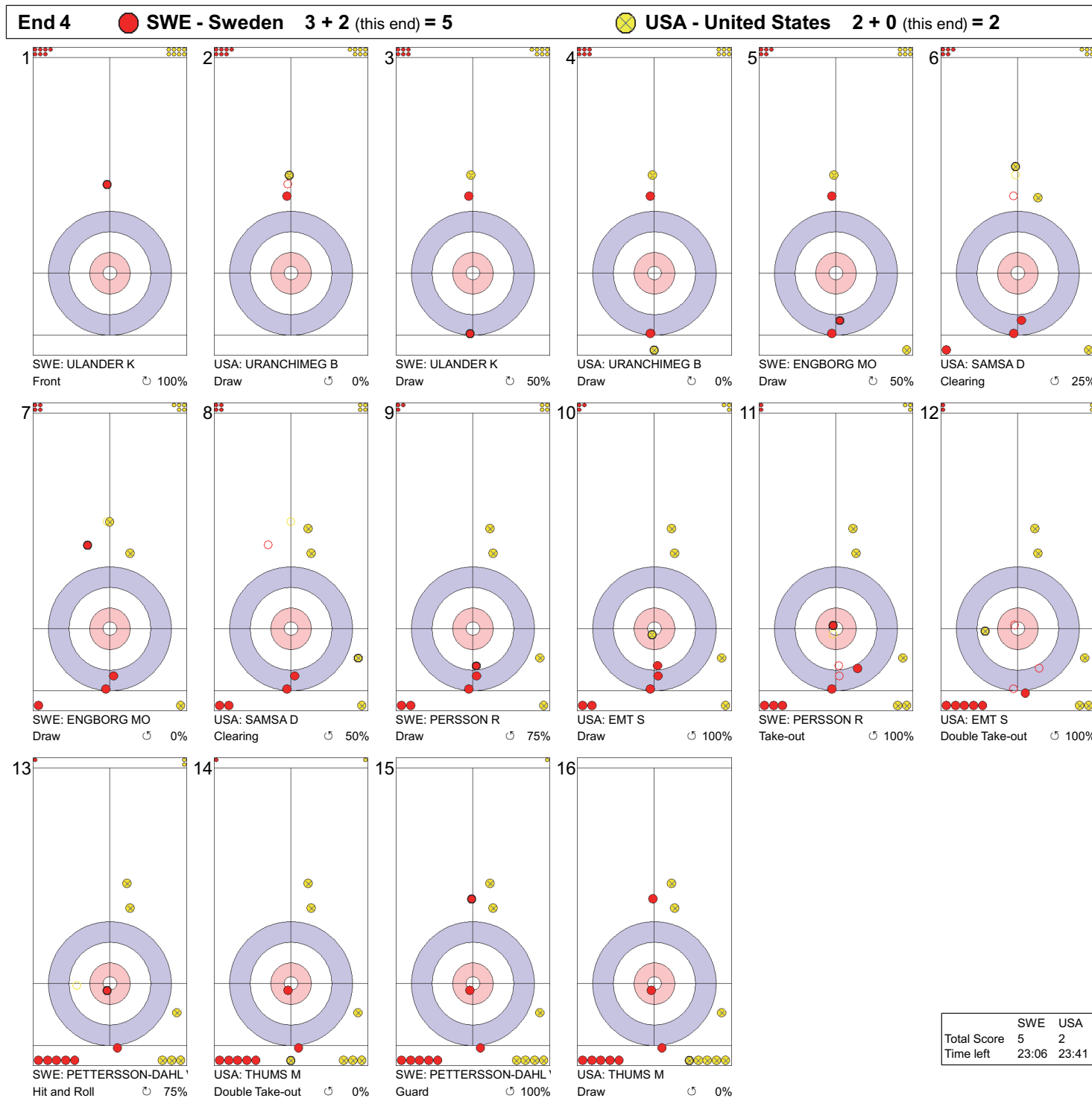
Game - Shot by Shot  
每投统计数据



Legend:   
 ↻ Clockwise      ↺ Counter-clockwise      - Not considered



Game - Shot by Shot  
每投统计数据



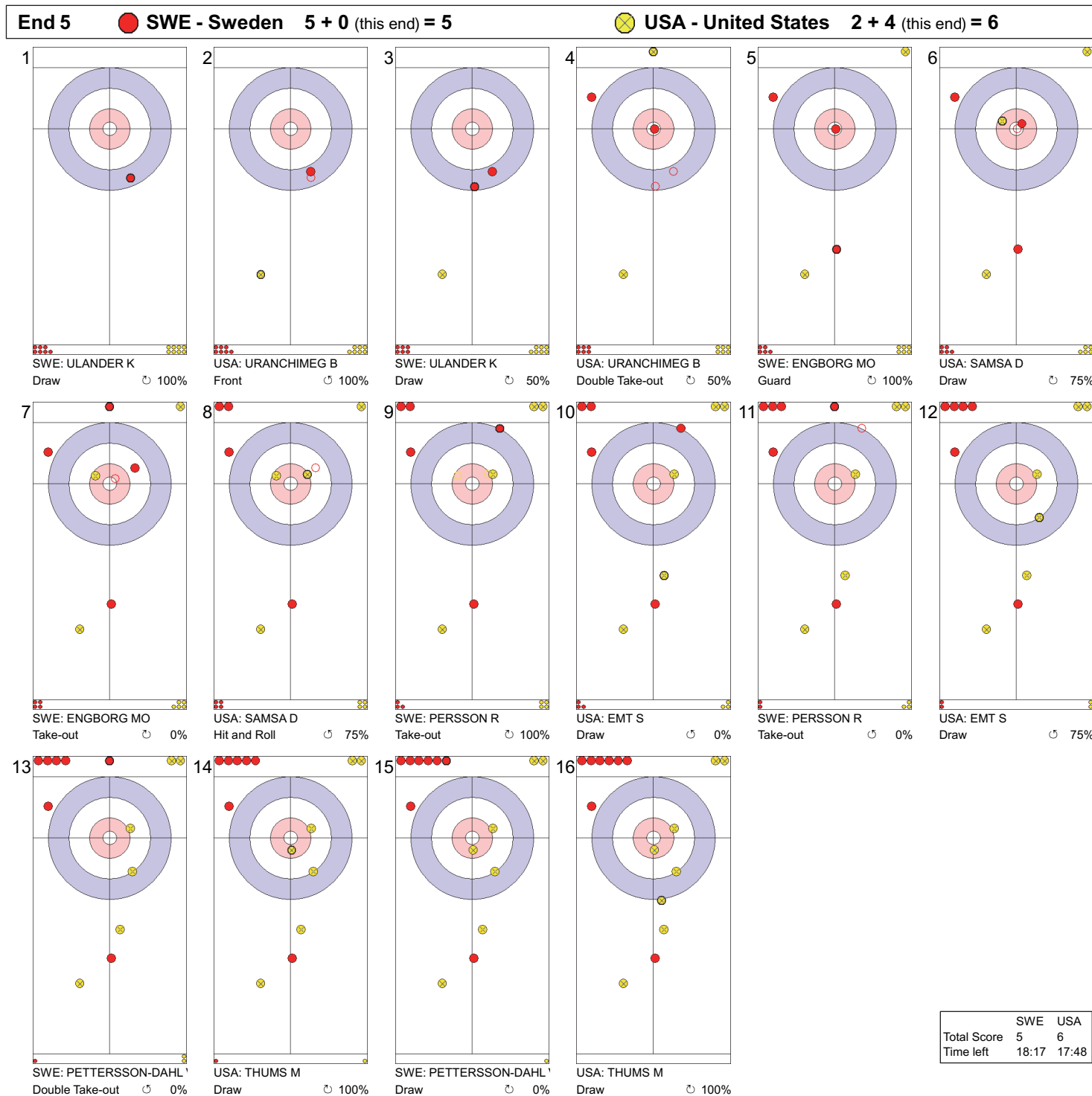
Legend:

↻ Clockwise      ↺ Counter-clockwise      - Not considered





**Game - Shot by Shot**  
每投统计数据

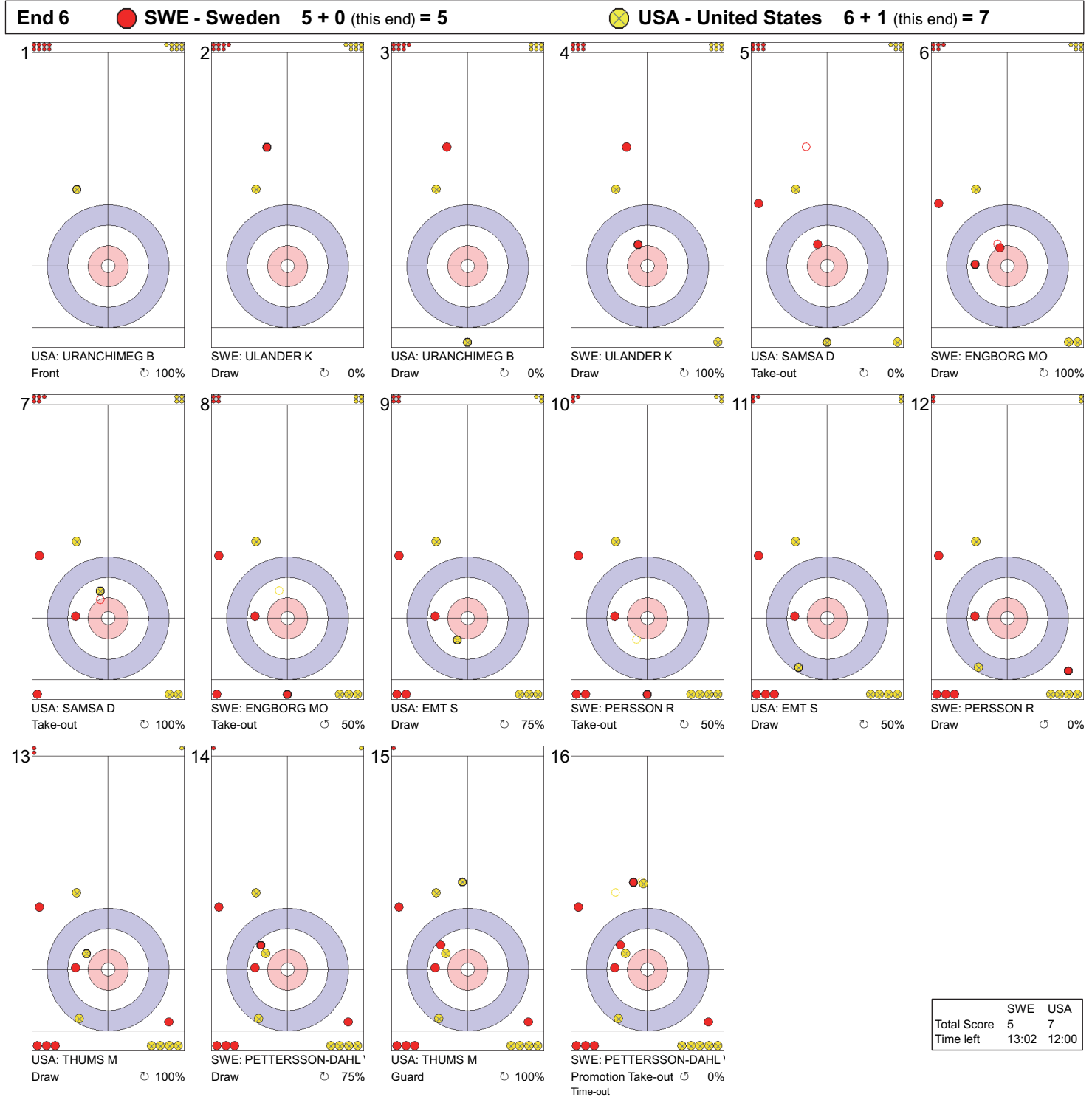


**Legend:**

↻ Clockwise      ↺ Counter-clockwise      - Not considered



Game - Shot by Shot  
每投统计数据



**Legend:**  
 ↻ Clockwise      ↺ Counter-clockwise      - Not considered



Game - Shot by Shot  
每投统计数据



Legend:

↻ Clockwise      ↺ Counter-clockwise      - Not considered



Game - Shot by Shot  
每投统计数据



Legend:

- ⌚ Clockwise
- ⌚ Counter-clockwise
- Not considered
- X Unfinished end due to concession



## Session Results and Standings

每轮比赛成绩和排名

Sheet	Game	Team	LSFE	1	2	3	4	5	6	7	8	Extra	Ends	Total
A	8	KOR - Republic of Korea	*	3	0	2	0	0	2	0	1			8
	8	GBR - Great Britain		0	1	0	2	1	0	2	0			6
B	8	EST - Estonia	*	0	2	0	1	0	0	0	X			3
	9	CAN - Canada		1	0	3	0	1	2	2	X			9
C	8	USA - United States of America	*	0	2	0	4	0	2	0	0			8
	8	LAT - Latvia		1	0	1	0	3	0	1	1			7

## Current Standings

Rank	Team	Games	Wins	Losses
1	CHN - People's Republic of China	8	6	2
1	SWE - Sweden	8	6	2
3	CAN - Canada	9	6	3
4	SVK - Slovakia	8	5	3
5	KOR - Republic of Korea	8	4	4
5	LAT - Latvia	8	4	4
5	USA - United States of America	8	4	4
8	NOR - Norway	9	4	5
9	GBR - Great Britain	8	3	5
10	EST - Estonia	8	2	6
11	SUI - Switzerland	8	1	7

**Note:**  
Under WCF rules, tie-breaking rules for standings are not applied until after the last game of the round robin.

**Legend:**  
LSFE(\*) Last Stone First End      X      Unplayed/unfinished end due to concession



## Game Results 比赛成绩

Sheet	Game	Team	LSFE	1	2	3	4	5	6	7	8	Extra Ends	Total
A	8	KOR - Republic of Korea	*	3	0	2	0	0	2	0	1		8
	8	GBR - Great Britain		0	1	0	2	1	0	2	0		6

KOR - Republic of Korea			Shot Success	
			Game	All
4 S	JANG Jaehyuk	M	70%	59%
3 V	JUNG Sunghun	M	70%	59%
2	YOON Eungu	M	59%	67%
1	BAEK Hyejin	F	75%	69%
A	GO Seungnam	M	100%	57%
Team Total			70%	62%

GBR - Great Britain			Shot Success	
			Game	All
4 V	EWAN Gregor	M	56%	63%
3 S	NIBLOE Hugh	M	77%	61%
2	SMITH Gary	M	78%	67%
1	DAWSON-FARRELL Meggan	F	73%	66%
A	MELROSE David	M	-	49%
Team Total			71%	61%

**Last Stone Draw** Distance

⌚	JUNG Sunghun	165.1cm
⌚	JANG Jaehyuk	55.9cm
<b>Total</b>		<b>221.0cm</b>

**Last Stone Draw** Distance

⌚	NIBLOE Hugh	22.3cm
⌚	SMITH Gary	199.6cm
<b>Total</b>		<b>221.9cm</b>

Time remaining: 0 minutes 54 seconds

Time-out: End 5 - KOR stone 8

GO S replaced YOON E at the beginning of end 8

Time remaining: 1 minute 24 seconds

Time-out: End 8 - GBR stone 7

### Shot Success Analysis

KOR - Republic of Korea		⌚	⌚	Game
4	JANG Jaehyuk	Draws 3 67%	6 67%	9 67%
		Take-outs 3 67%	3 83%	6 75%
		Total 6 67%	9 72%	15 70%
3	JUNG Sunghun	Draws 4 81%	1 0%	5 65%
		Take-outs 7 64%	4 88%	11 73%
		Total 11 70%	5 70%	16 70%
2	YOON Eungu	Draws 2 88%	0 -	2 88%
		Take-outs 8 69%	4 25%	12 54%
		Total 10 73%	4 25%	14 59%
1	BAEK Hyejin	Draws 9 94%	1 100%	10 95%
		Take-outs 5 30%	1 100%	6 42%
		Total 14 71%	2 100%	16 75%
A	GO Seungnam	Draws 0 -	0 -	0 -
		Take-outs 2 100%	0 -	2 100%
		Total 2 100%	0 -	2 100%
Team		Draws 18 86%	8 63%	26 79%
		Take-outs 25 62%	12 67%	37 64%
		Total 43 72%	20 65%	63 70%

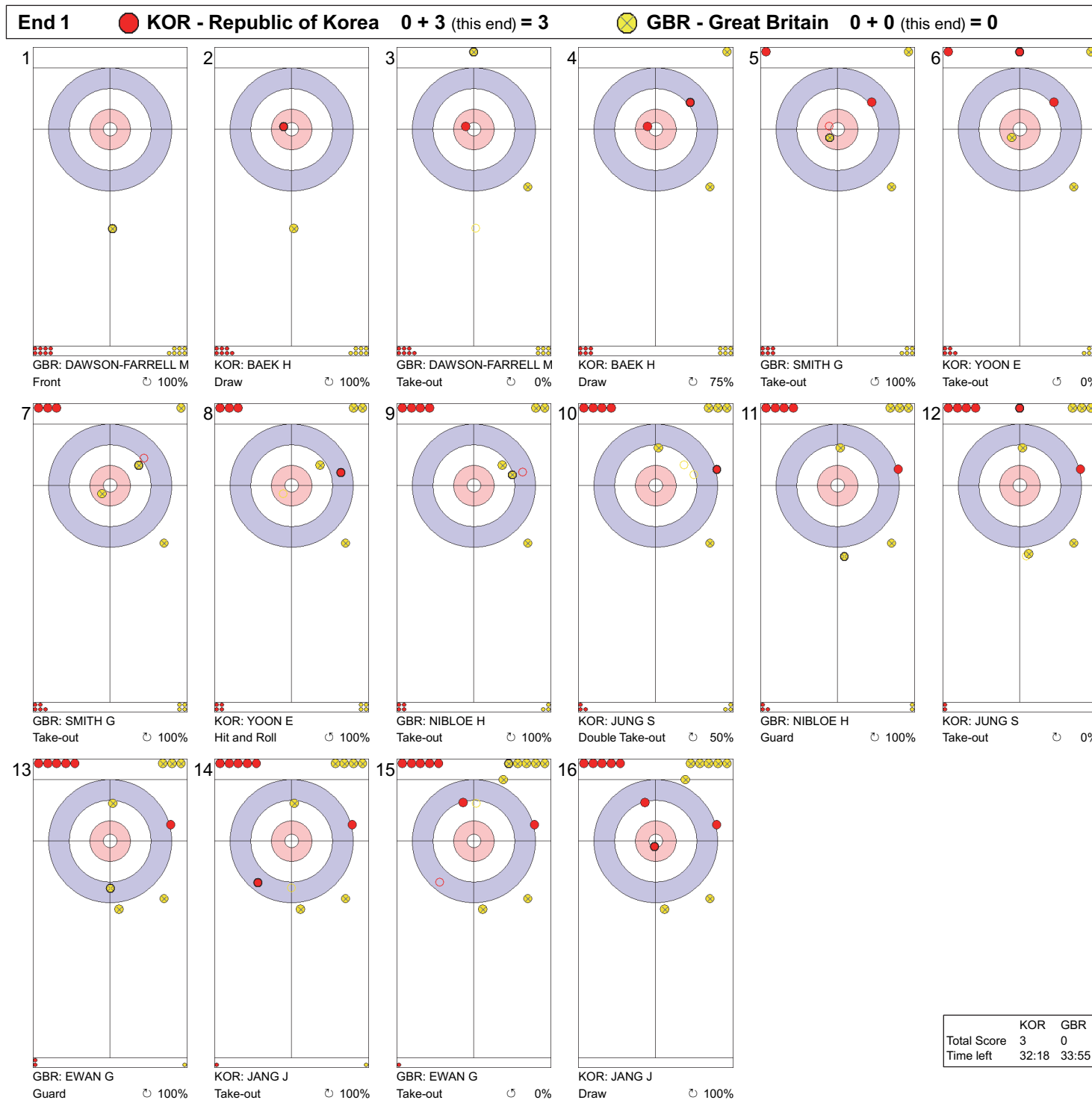
GBR - Great Britain		⌚	⌚	Game
4	EWAN Gregor	Draws 6 83%	3 33%	9 67%
		Take-outs 5 40%	2 50%	7 43%
		Total 11 64%	5 40%	16 56%
3	NIBLOE Hugh	Draws 5 75%	3 100%	8 84%
		Take-outs 5 70%	3 67%	8 69%
		Total 10 73%	6 83%	16 77%
2	SMITH Gary	Draws 5 95%	3 75%	8 88%
		Take-outs 4 75%	4 63%	8 69%
		Total 9 86%	7 68%	16 78%
1	DAWSON-FARRELL Meggan	Draws 12 90%	2 0%	14 77%
		Take-outs 2 50%	0 -	2 50%
		Total 14 84%	2 0%	16 73%
A	MELROSE David	Draws 0 -	0 -	0 -
		Take-outs 0 -	0 -	0 -
		Total 0 -	0 -	0 -
Team		Draws 28 87%	11 57%	39 78%
		Take-outs 16 59%	9 61%	25 60%
		Total 44 77%	20 59%	64 71%

**Note:**  
Position and function for each team member:  
4 = Fourth, 3 = Third, 2 = Second, 1 = Lead, A = Alternate, S = Skip, V = Vice-Skip

**Legend:**  
⌚ Clockwise      ⌚ Counter-clockwise      F Female  
LSFE(\*) Last Stone First End      M Male



Game - Shot by Shot  
每投统计数据

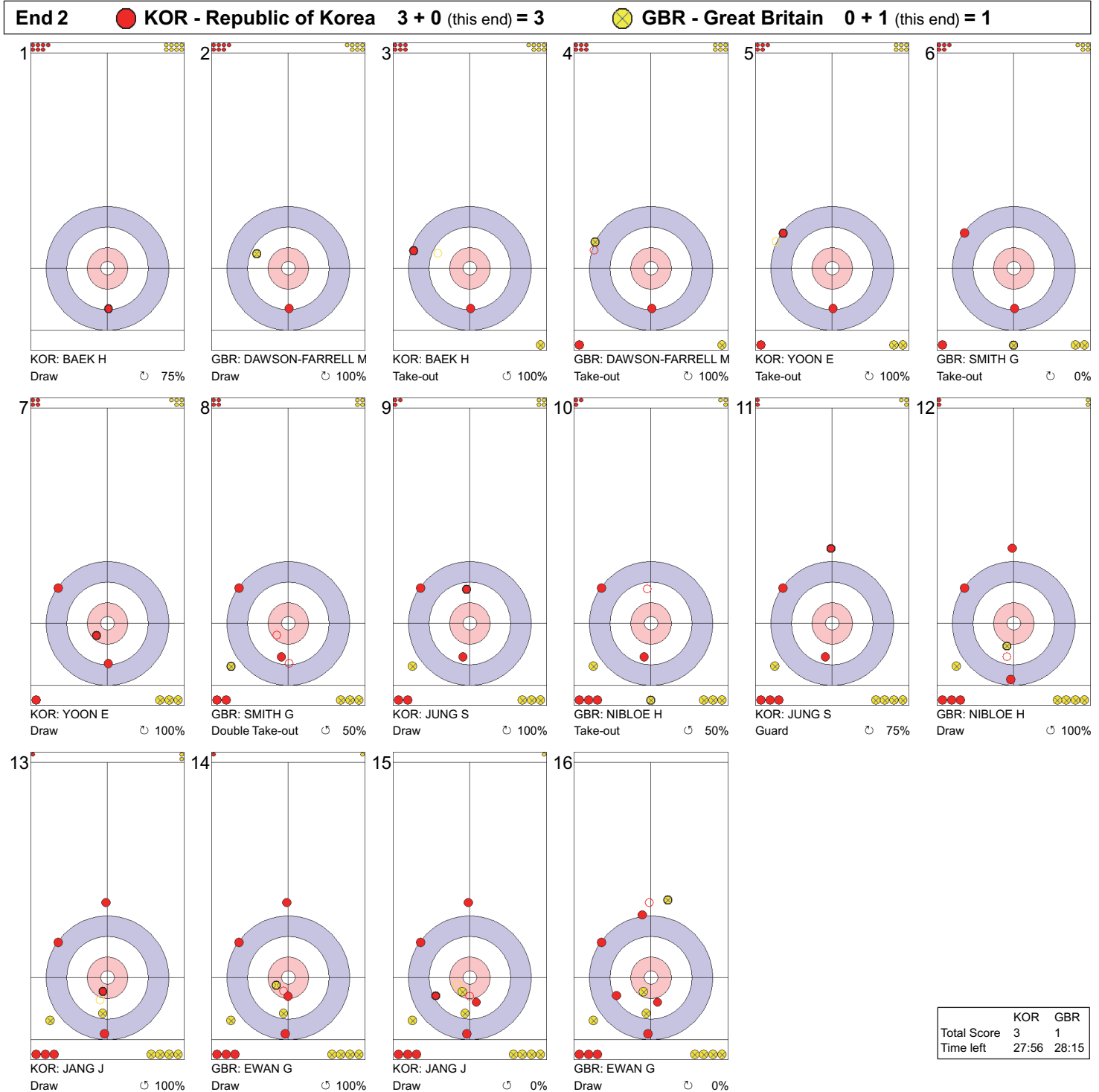


Legend:

↻ Clockwise      ↺ Counter-clockwise      - Not considered



Game - Shot by Shot  
每投统计数据





Legend:   
 Clockwise      Counter-clockwise      - Not considered





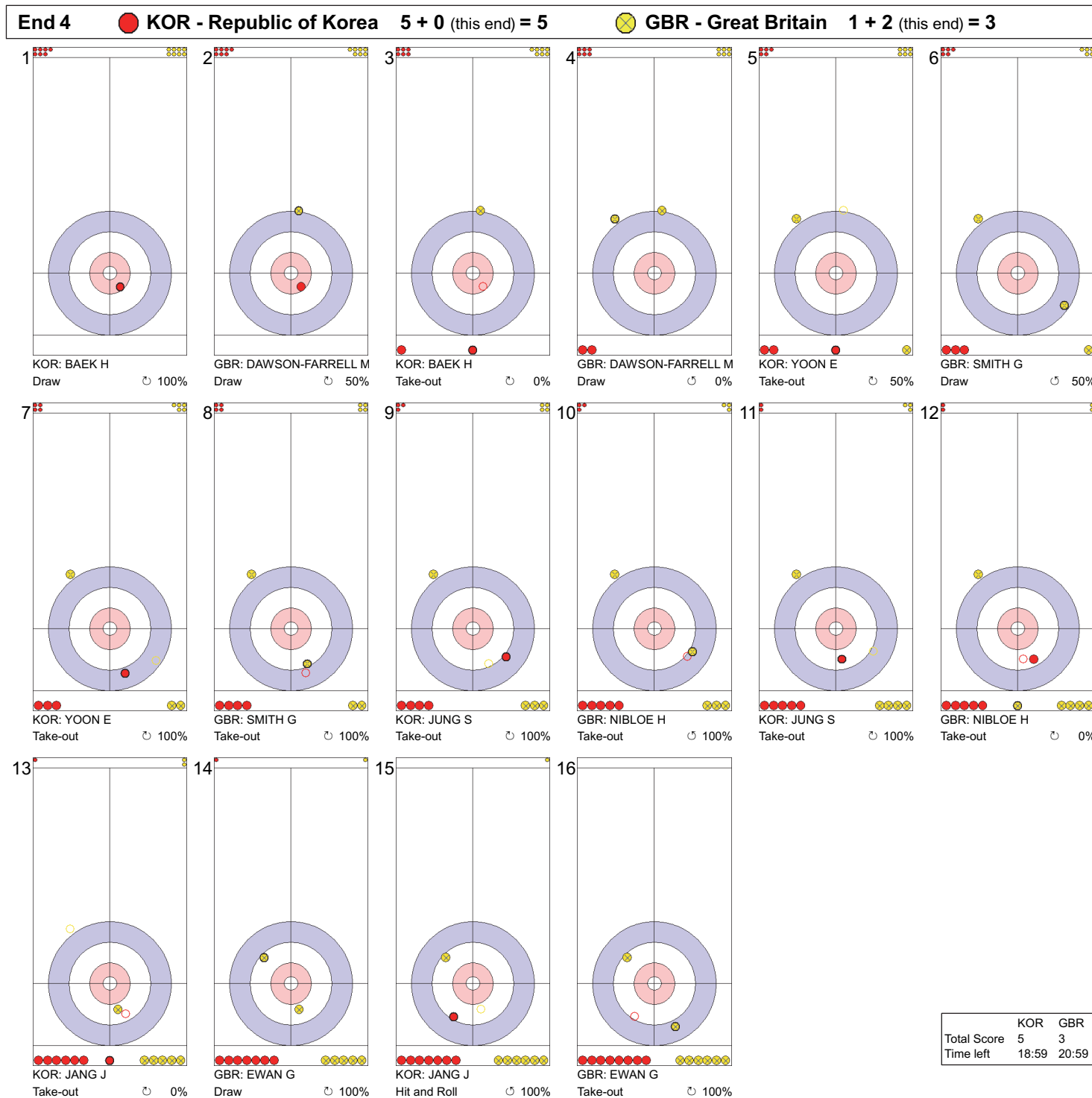
**Game - Shot by Shot**  
每投统计数据



**Legend:**  
 Clockwise     
  Counter-clockwise     
 - Not considered



Game - Shot by Shot  
每投统计数据

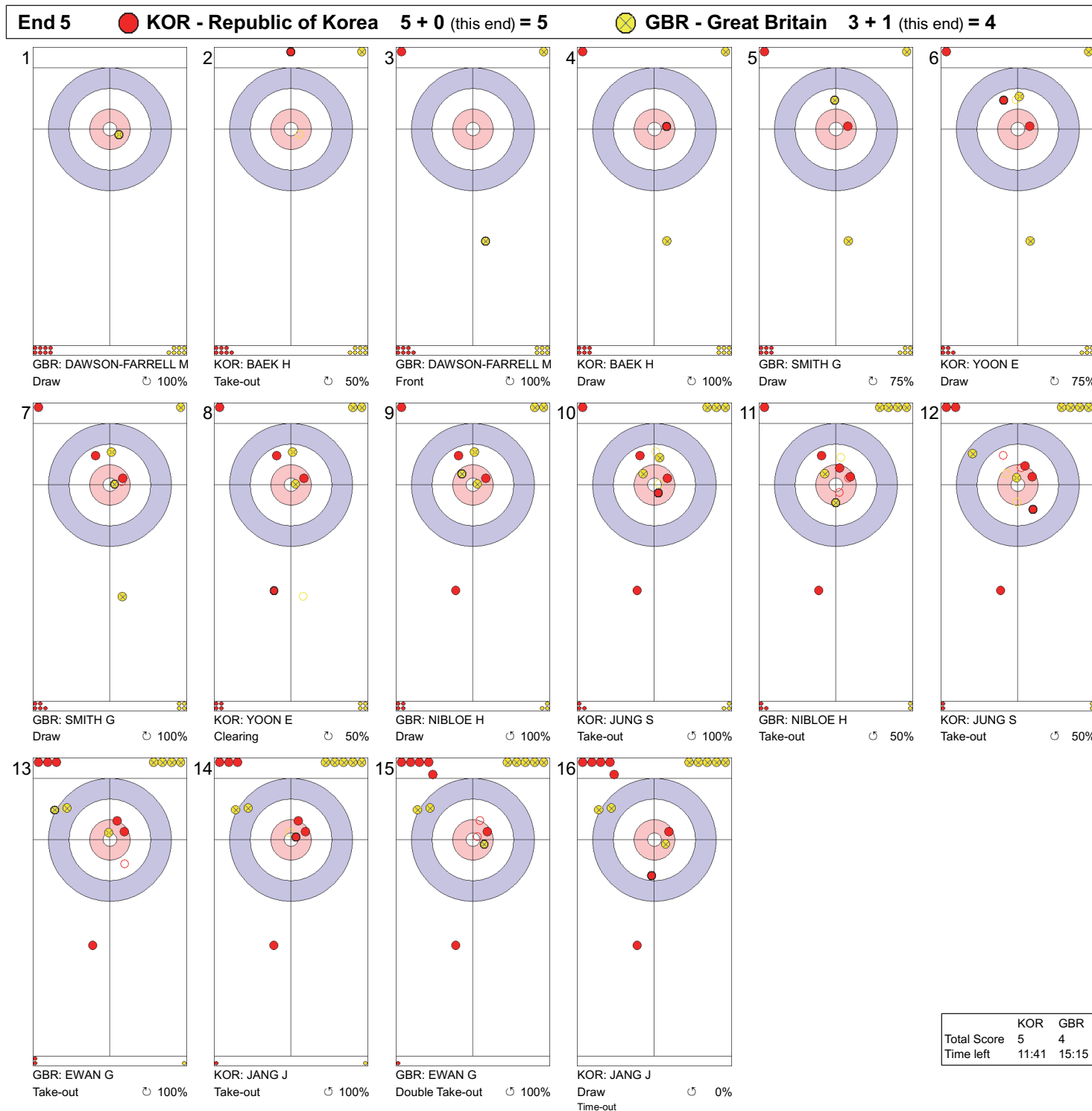


Legend:

↻ Clockwise      ↺ Counter-clockwise      - Not considered



Game - Shot by Shot  
每投统计数据

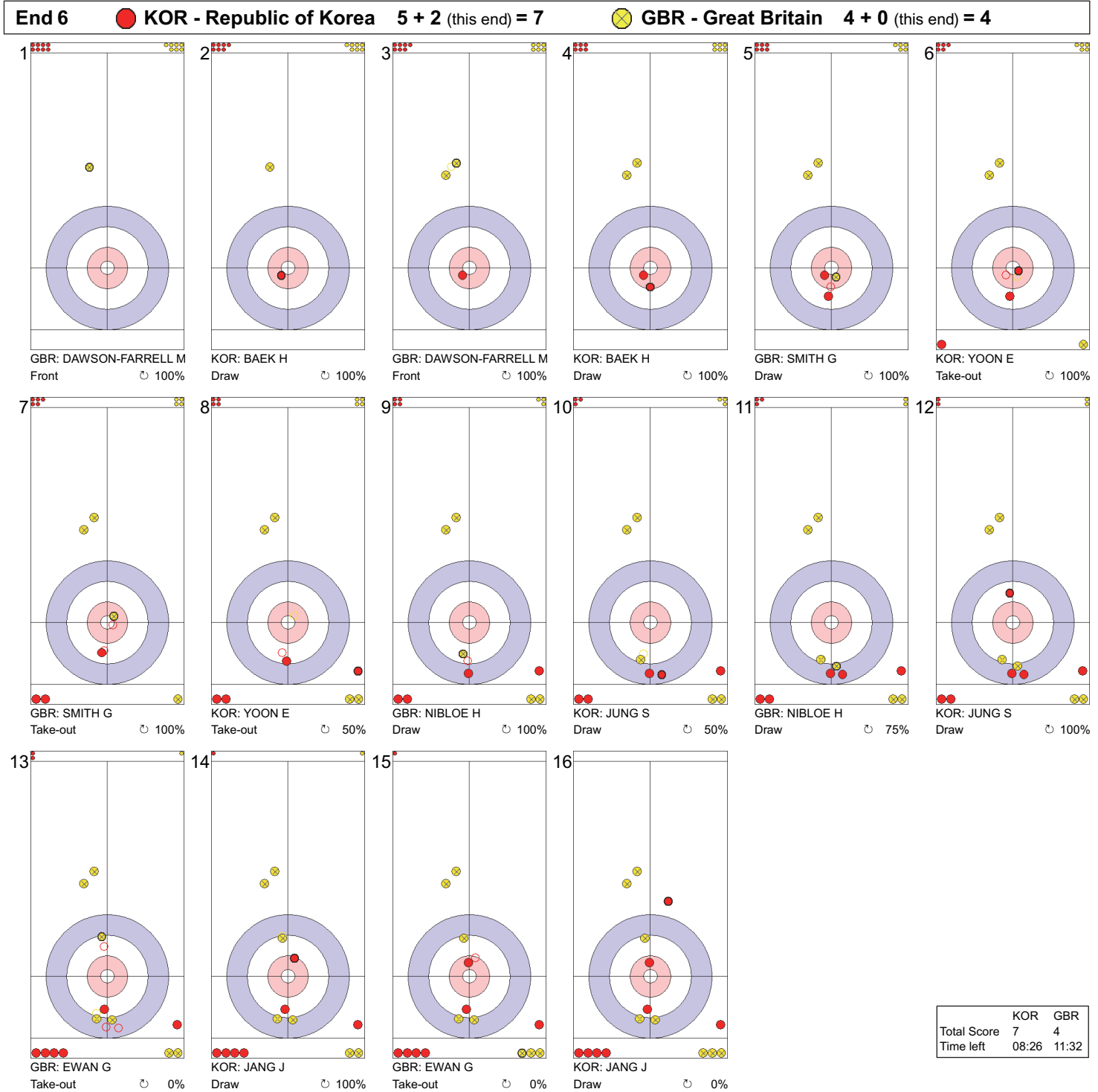


Legend:

↻ Clockwise      ↺ Counter-clockwise      - Not considered



Game - Shot by Shot  
每投统计数据



**Legend:**  
 ↻ Clockwise      ↺ Counter-clockwise      - Not considered



Game - Shot by Shot  
每投统计数据



Legend:

↻ Clockwise      ↺ Counter-clockwise      - Not considered



**Game - Shot by Shot**  
每投统计数据



	KOR	GBR
Total Score	8	6
Time left	00:54	01:24

**Legend:**  
 ⌚ Clockwise      ⌚ Counter-clockwise      - Not considered



**Game Results**  
比赛成绩

Sheet	Game	Team	LSFE	1	2	3	4	5	6	7	8	Extra Ends	Total
B	8	EST - Estonia	*	0	2	0	1	0	0	0	X		3
	9	CAN - Canada		1	0	3	0	1	2	2	X		9

EST - Estonia		Shot Success		
		Game	All	
4 S	KOITMAE Andrei	M	38%	53%
3 V	MURASOV Lauri	M	54%	60%
2	MATAS Mait	M	71%	62%
1	RIIDEBACH Katlin	F	80%	71%
A	FALKENBERG Signe	F	-	-
Team Total			61%	62%

CAN - Canada		Shot Success		
		Game	All	
4	THURSTON Jon	M	75%	68%
3 V	FORREST Ina	F	66%	70%
2	THIESSEN Dennis	M	54%	63%
1 S	IDESON Mark	M	73%	81%
A	JOSEPH Collinda	F	-	75%
Team Total			67%	71%

**Last Stone Draw** Distance

⌚	MATAS Mait	73.8cm
⌚	RIIDEBACH Katlin	57.6cm
<b>Total</b>		<b>131.4cm</b>

Time remaining: 6 minutes 40 seconds

**Last Stone Draw** Distance

⌚	THURSTON Jon	148.5cm
⌚	FORREST Ina	154.8cm
<b>Total</b>		<b>303.3cm</b>

Time remaining: 5 minutes 52 seconds

**Shot Success Analysis**

EST - Estonia		⌚	⌚	Game	
4	KOITMAE Andrei	Draws	2 50%	5 20%	7 29%
		Take-outs	4 56%	3 33%	7 46%
		Total	6 54%	8 25%	14 38%
3	MURASOV Lauri	Draws	3 100%	5 35%	8 59%
		Take-outs	4 56%	2 25%	6 46%
		Total	7 75%	7 32%	14 54%
2	MATAS Mait	Draws	4 88%	4 88%	8 88%
		Take-outs	5 50%	1 50%	6 50%
		Total	9 67%	5 80%	14 71%
1	RIIDEBACH Katlin	Draws	9 81%	1 100%	10 83%
		Take-outs	4 75%	0 -	4 75%
		Total	13 79%	1 100%	14 80%
A	FALKENBERG Signe	Draws	0 -	0 -	0 -
		Take-outs	0 -	0 -	0 -
		Total	0 -	0 -	0 -
Team		Draws	18 82%	15 48%	33 67%
		Take-outs	17 59%	6 33%	23 52%
		Total	35 71%	21 44%	56 61%

CAN - Canada		⌚	⌚	Game	
4	THURSTON Jon	Draws	3 100%	5 80%	8 88%
		Take-outs	2 63%	4 56%	6 58%
		Total	5 85%	9 69%	14 75%
3	FORREST Ina	Draws	2 38%	3 67%	5 55%
		Take-outs	3 83%	6 67%	9 72%
		Total	5 65%	9 67%	14 66%
2	THIESSEN Dennis	Draws	2 38%	1 100%	3 58%
		Take-outs	5 60%	6 46%	11 52%
		Total	7 54%	7 54%	14 54%
1	IDESON Mark	Draws	9 86%	1 100%	10 88%
		Take-outs	2 50%	2 25%	4 38%
		Total	11 80%	3 50%	14 73%
A	JOSEPH Collinda	Draws	0 -	0 -	0 -
		Take-outs	0 -	0 -	0 -
		Total	0 -	0 -	0 -
Team		Draws	16 77%	10 80%	26 78%
		Take-outs	12 65%	18 53%	30 58%
		Total	28 71%	28 63%	56 67%

**Note:**  
Position and function for each team member:  
4 = Fourth, 3 = Third, 2 = Second, 1 = Lead, A = Alternate, S = Skip, V = Vice-Skip

**Legend:**  
⌚ Clockwise      ⌚ Counter-clockwise      F Female  
LSFE(\*) Last Stone First End      M Male      X Unplayed/unfinished end due to concession



**Game - Shot by Shot**

每投统计数据



**Legend:**

↻ Clockwise

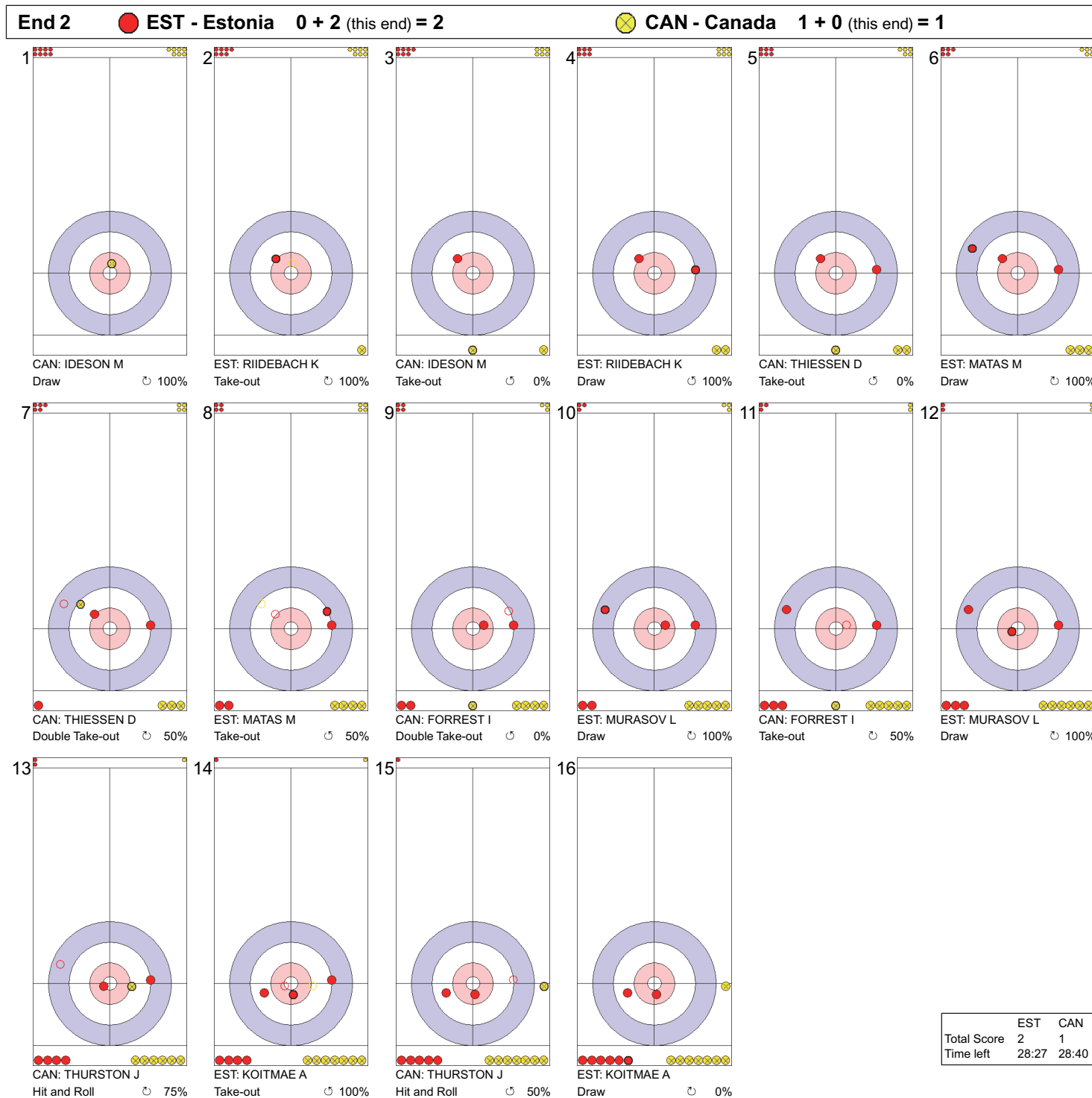
↺ Counter-clockwise

- Not considered





Game - Shot by Shot  
每投统计数据



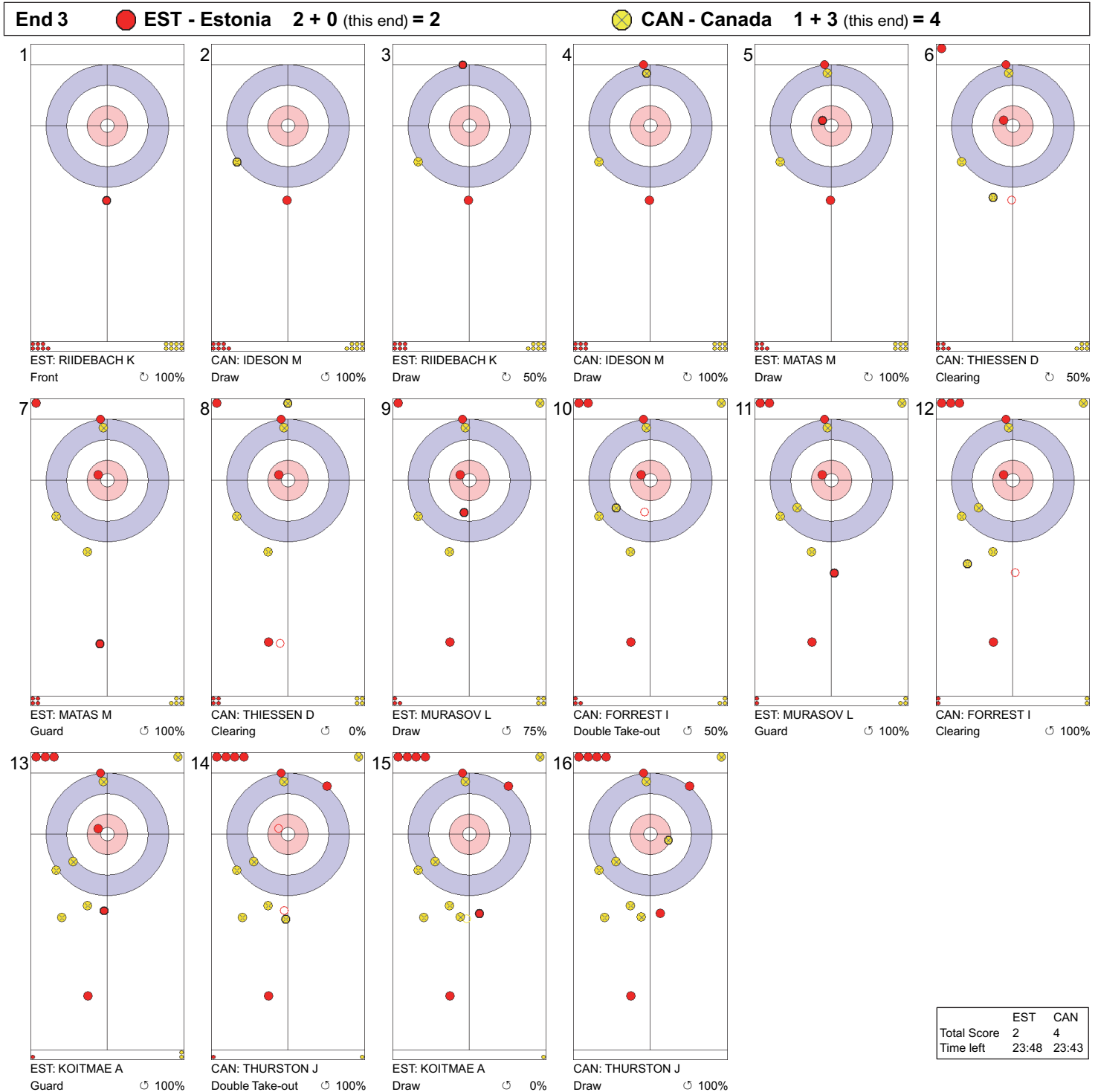
Legend:

↻ Clockwise   ↺ Counter-clockwise   - Not considered



**Game - Shot by Shot**

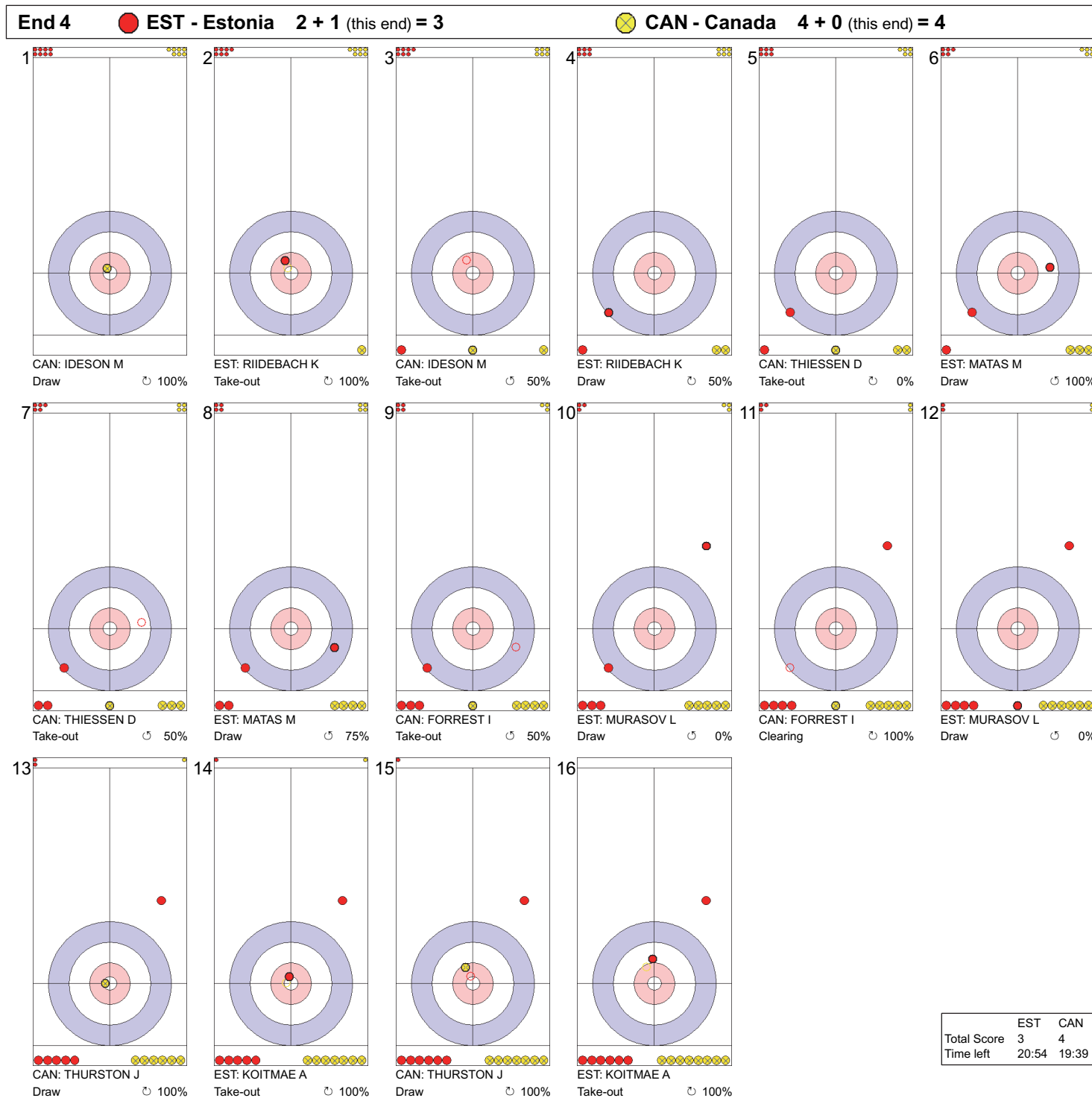
每投统计数据



**Legend:**  
 ↻ Clockwise      ↺ Counter-clockwise      - Not considered



Game - Shot by Shot  
每投统计数据



Legend:

↻ Clockwise      ↺ Counter-clockwise      - Not considered



Game - Shot by Shot  
每投统计数据

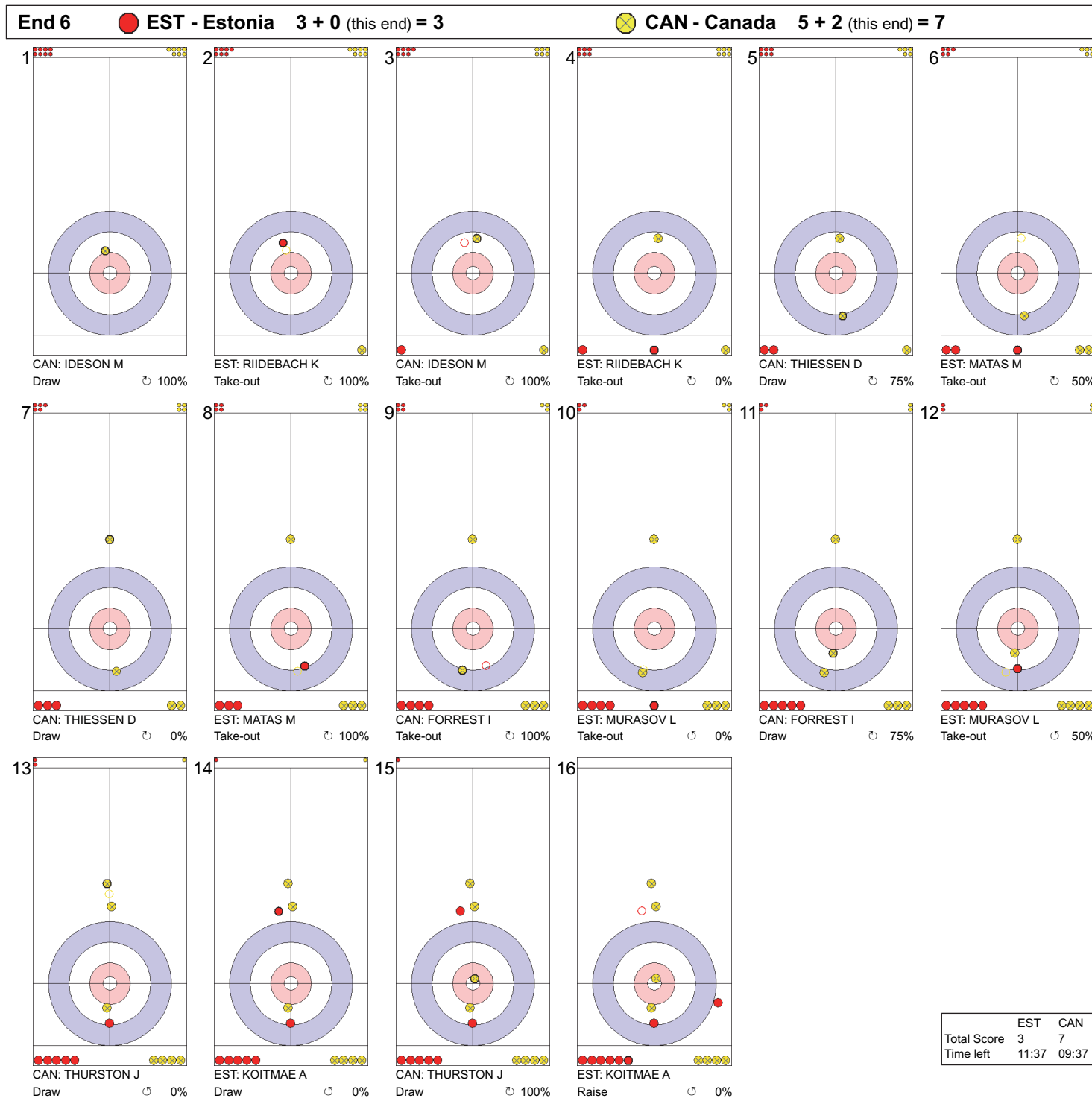


Legend:

↻ Clockwise      ↺ Counter-clockwise      - Not considered



Game - Shot by Shot  
每投统计数据



Legend:

↻ Clockwise   ↺ Counter-clockwise   - Not considered



Game - Shot by Shot  
每投统计数据



Legend:

⌚ Clockwise

⌚ Counter-clockwise



- Not considered





**Game - Shot by Shot**  
每投统计数据

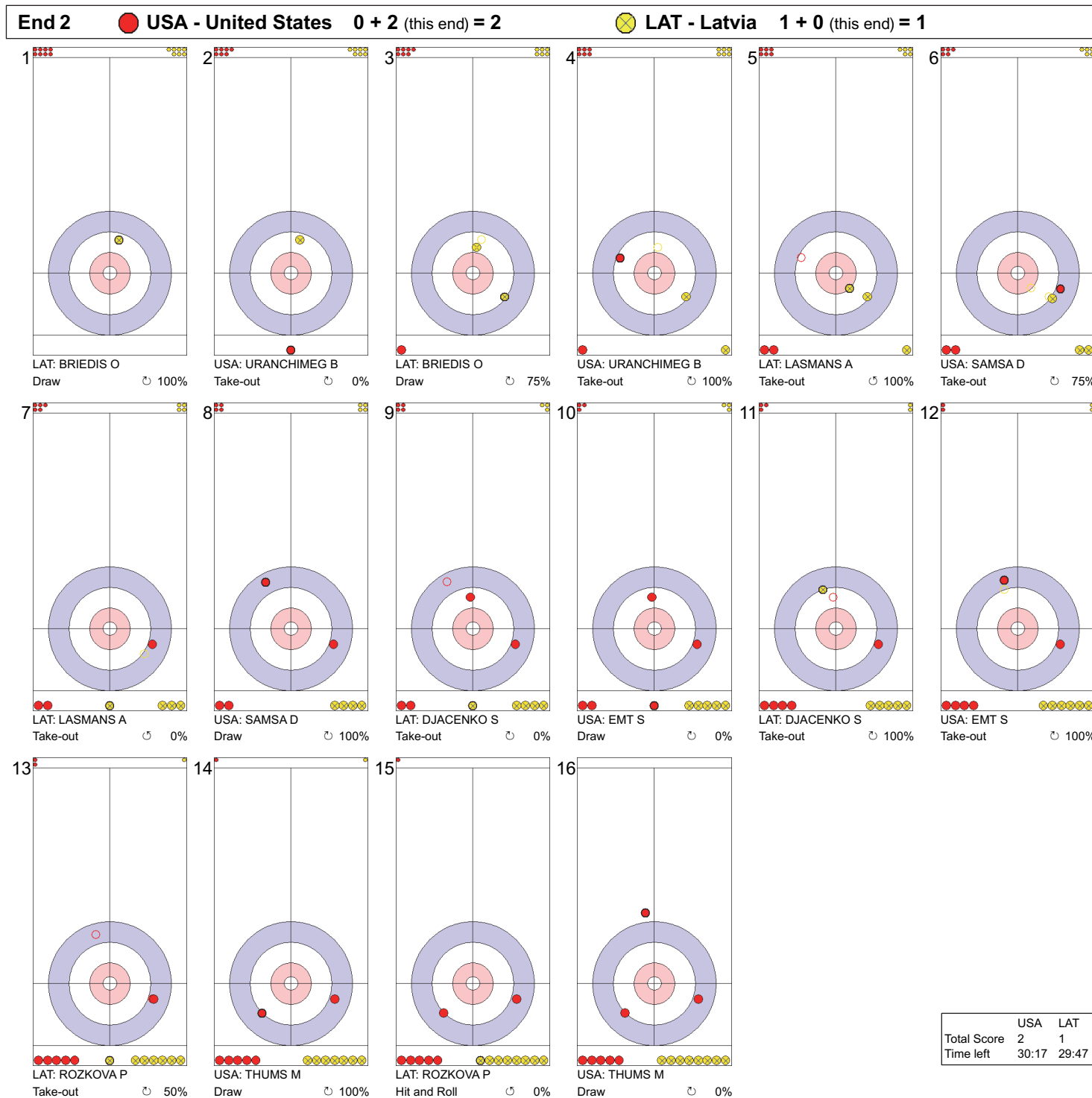


**Legend:**  
 Clockwise     
  Counter-clockwise     
 - Not considered





Game - Shot by Shot  
每投统计数据



**Legend:**  
 ↻ Clockwise      ↺ Counter-clockwise      - Not considered



**Game - Shot by Shot**  
每投统计数据

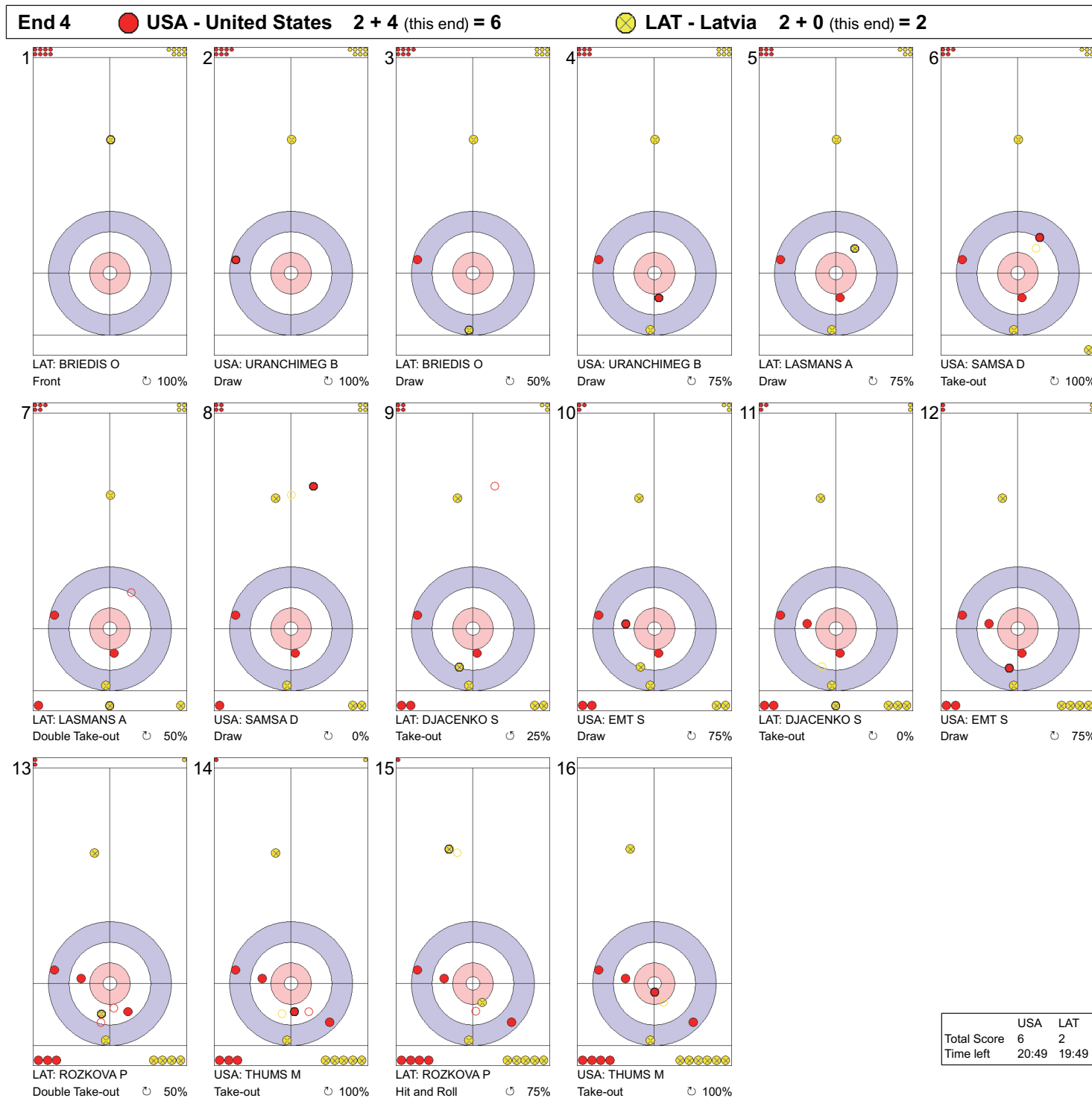


**Legend:**

↻ Clockwise      ↺ Counter-clockwise      - Not considered



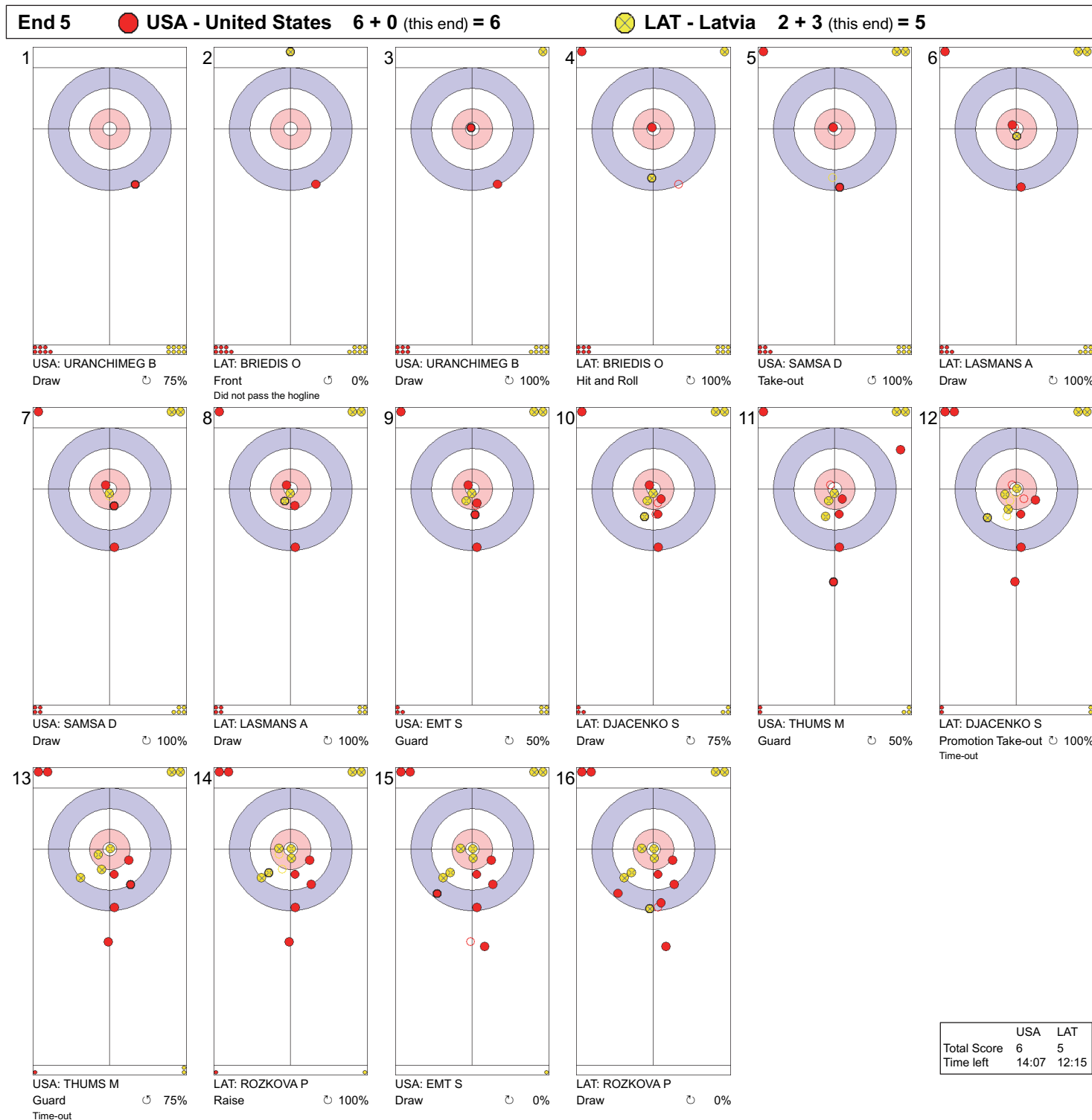
Game - Shot by Shot  
每投统计数据



**Legend:**  
 ↻ Clockwise      ↺ Counter-clockwise      - Not considered



**Game - Shot by Shot**  
每投统计数据

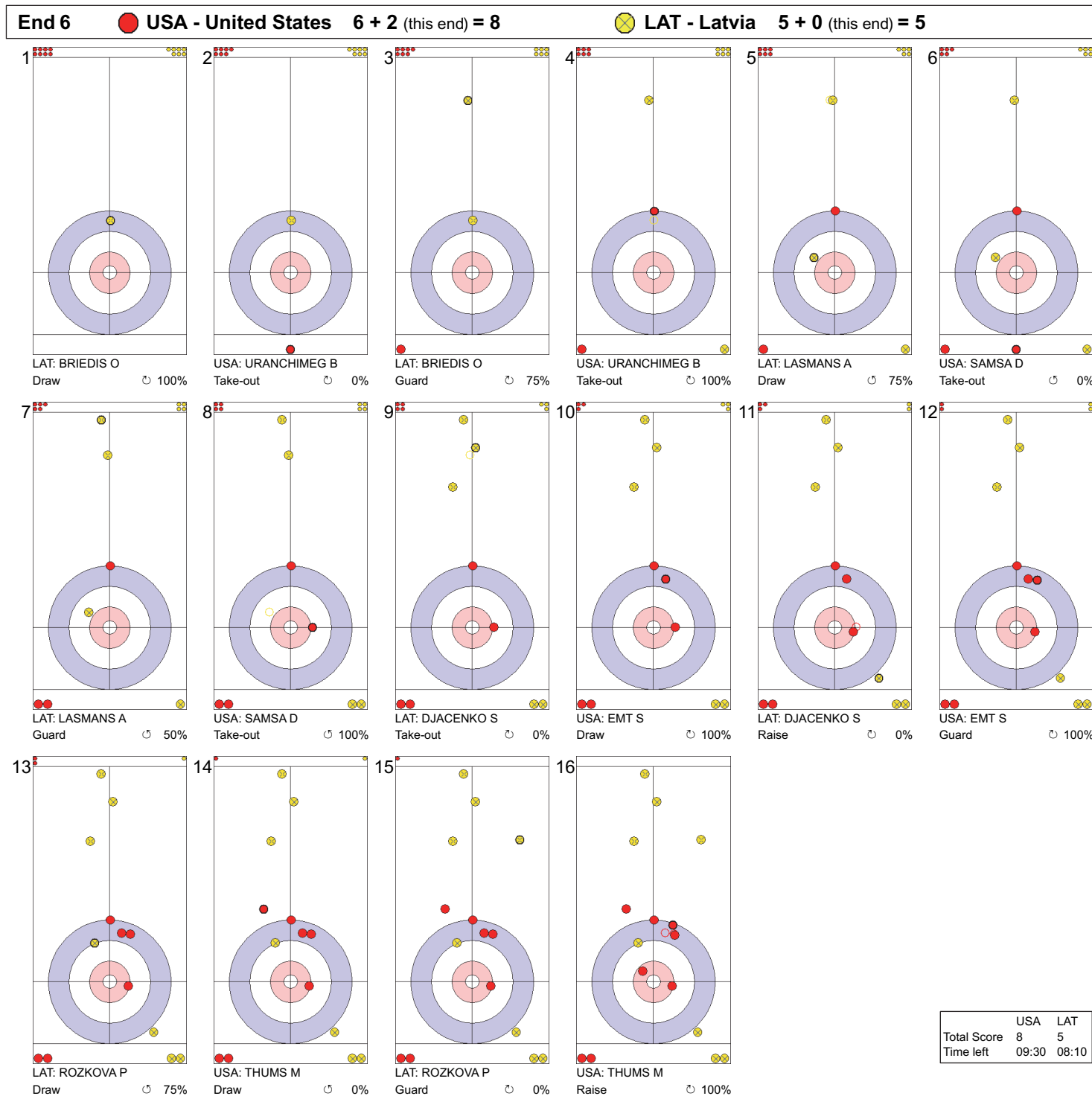


**Legend:**

↻ Clockwise      ↺ Counter-clockwise      - Not considered



Game - Shot by Shot  
每投统计数据

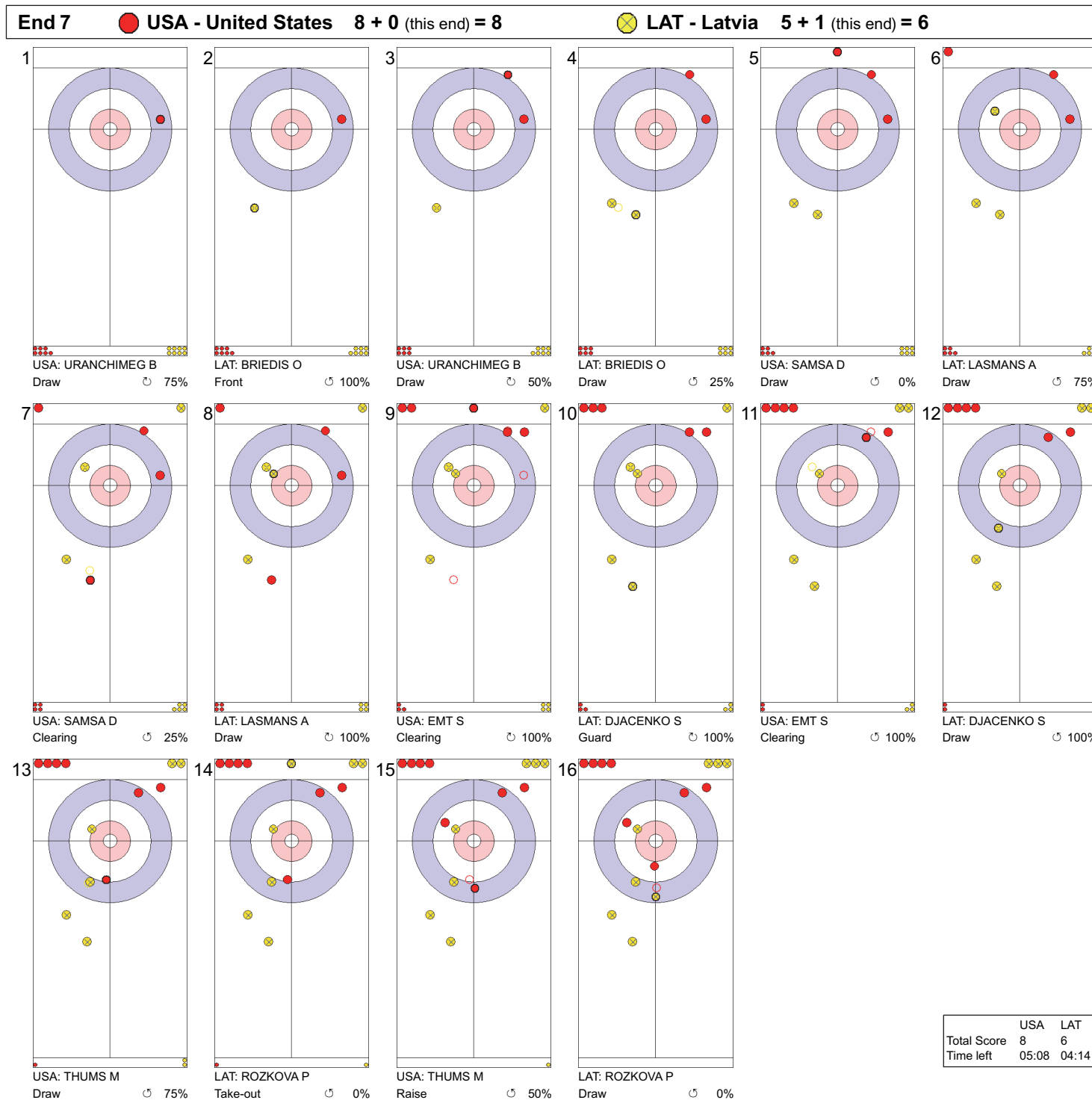


Legend:

↻ Clockwise      ↺ Counter-clockwise      - Not considered



**Game - Shot by Shot**  
每投统计数据

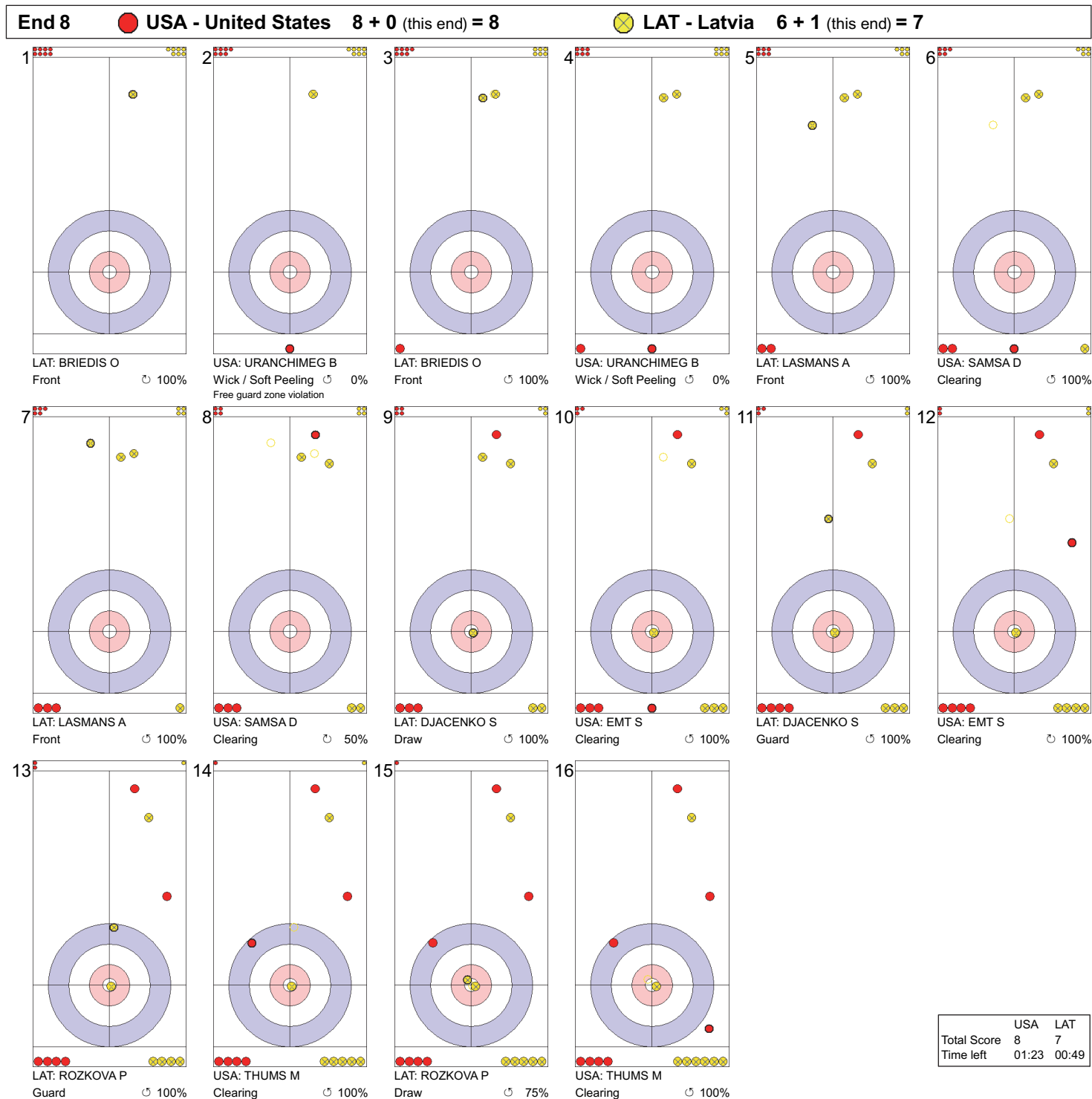


**Legend:**

↻ Clockwise   ↺ Counter-clockwise   - Not considered



**Game - Shot by Shot**  
每投统计数据



**Legend:**

↻ Clockwise      ↺ Counter-clockwise      - Not considered



## Session Results and Standings

每轮比赛成绩和排名

Sheet	Game	Team	LSFE	1	2	3	4	5	6	7	8	Extra	Ends	Total
A	8	SWE - Sweden	*	3	0	0	1	0	0	1	0			5
	8	SVK - Slovakia		0	1	2	0	1	1	0	1			6
B	7	USA - United States of America	*	1	3	0	0	1	0	0	3			8
	8	SUI - Switzerland		0	0	2	1	0	1	1	0			5
C	9	NOR - Norway		0	0	0	2	0	1	1	0			4
	8	CHN - People's Republic of China	*	1	0	1	0	1	0	0	4			7
D	8	CAN - Canada	*	0	0	1	1	0	2	2	X			6
	7	GBR - Great Britain		1	1	0	0	1	0	0	X			3

## Current Standings

Rank	Team	Games	Wins	Losses
1	CHN - People's Republic of China	8	6	2
1	SWE - Sweden	8	6	2
3	CAN - Canada	8	5	3
3	SVK - Slovakia	8	5	3
5	LAT - Latvia	7	4	3
6	NOR - Norway	9	4	5
7	GBR - Great Britain	7	3	4
7	KOR - Republic of Korea	7	3	4
7	USA - United States of America	7	3	4
10	EST - Estonia	7	2	5
11	SUI - Switzerland	8	1	7

**Note:**

Under WCF rules, tie-breaking rules for standings are not applied until after the last game of the round robin.

**Legend:**

LSFE(\*) Last Stone First End

X

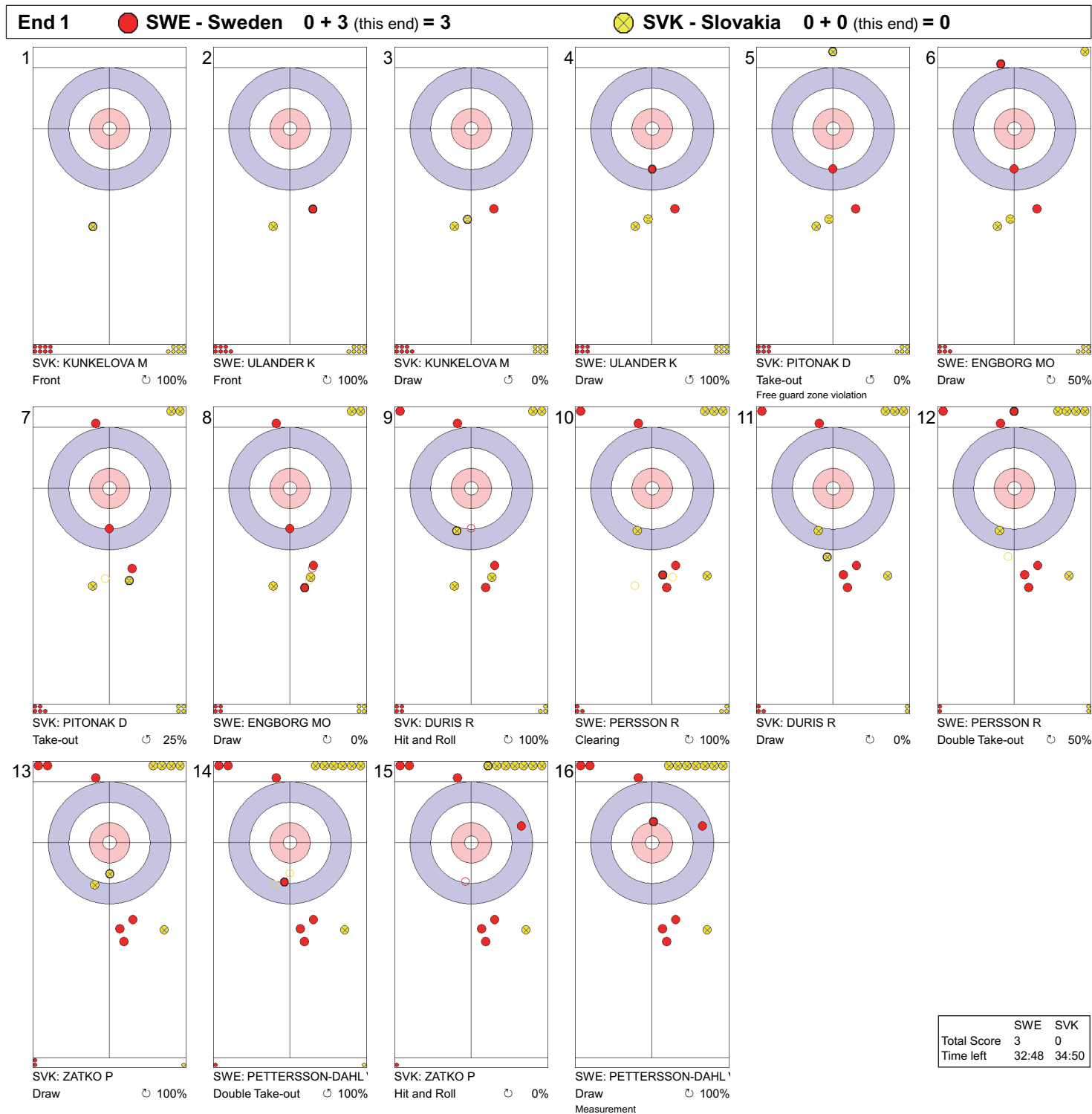
Unplayed/unfinished end due to concession







**Game - Shot by Shot**  
每投统计数据

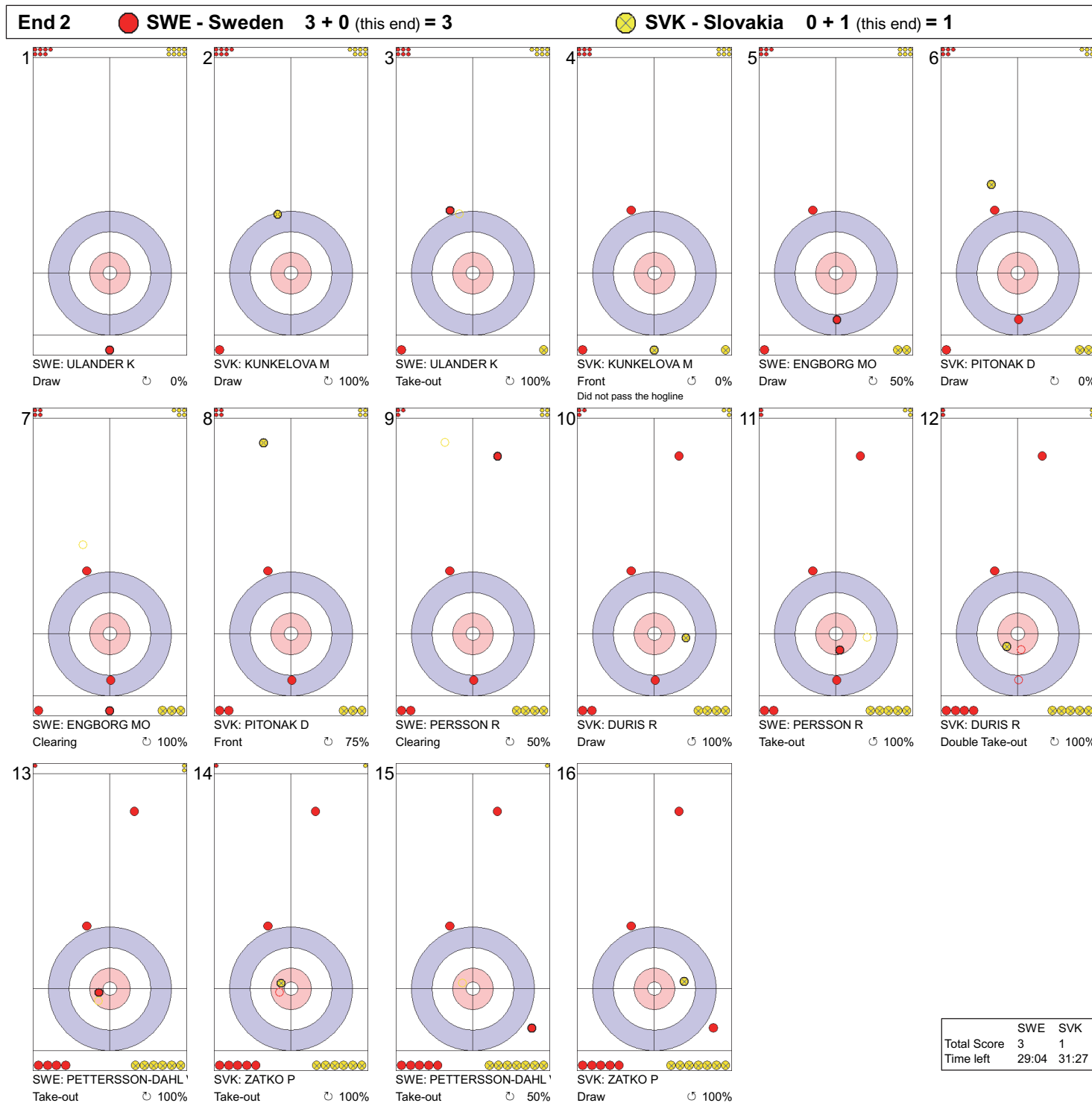


**Legend:**

↻ Clockwise      ↺ Counter-clockwise      - Not considered



Game - Shot by Shot  
每投统计数据



Legend:

↻ Clockwise      ↺ Counter-clockwise      - Not considered



**Game - Shot by Shot**  
每投统计数据

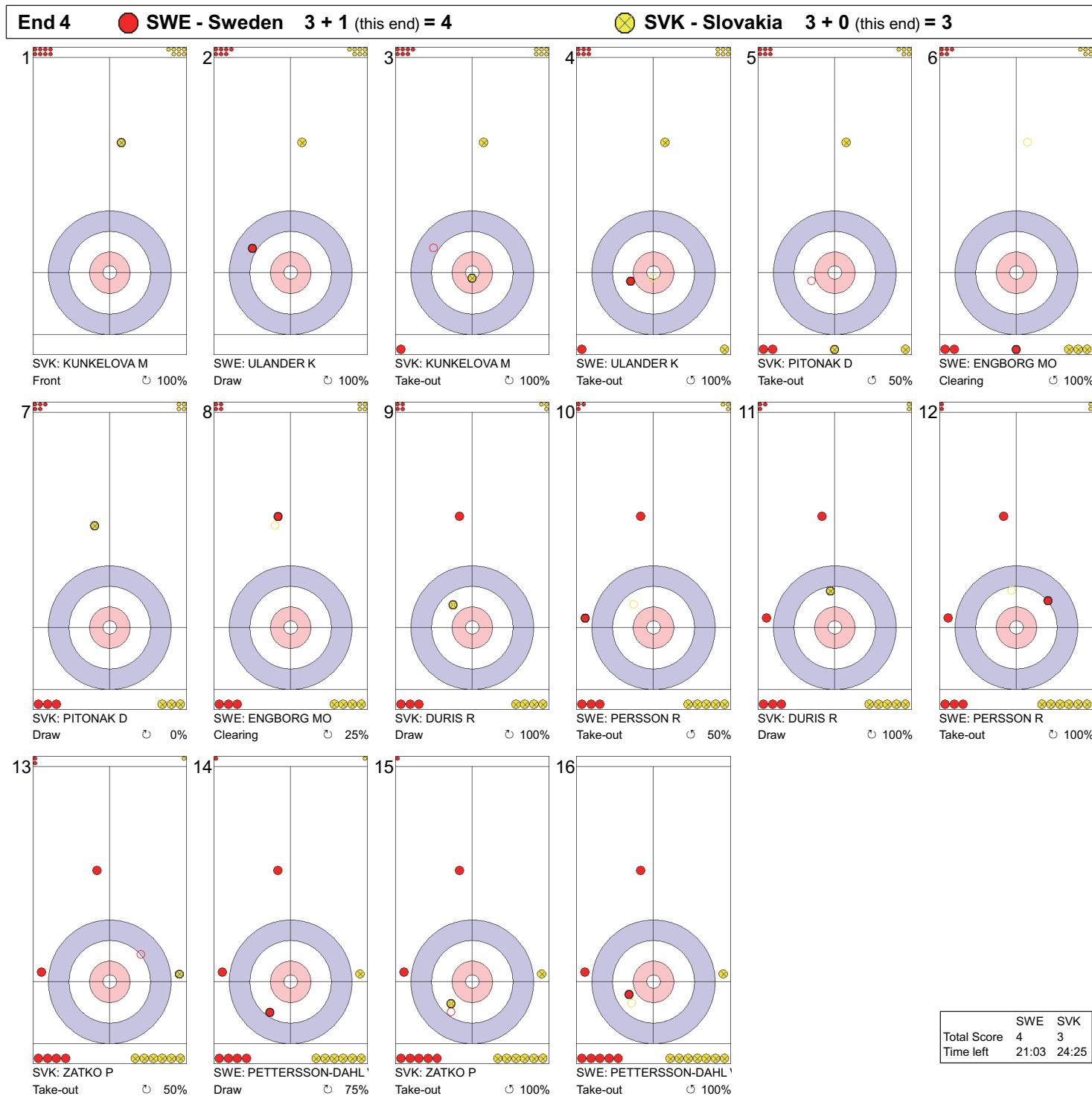


**Legend:**

↻ Clockwise      ↺ Counter-clockwise      - Not considered



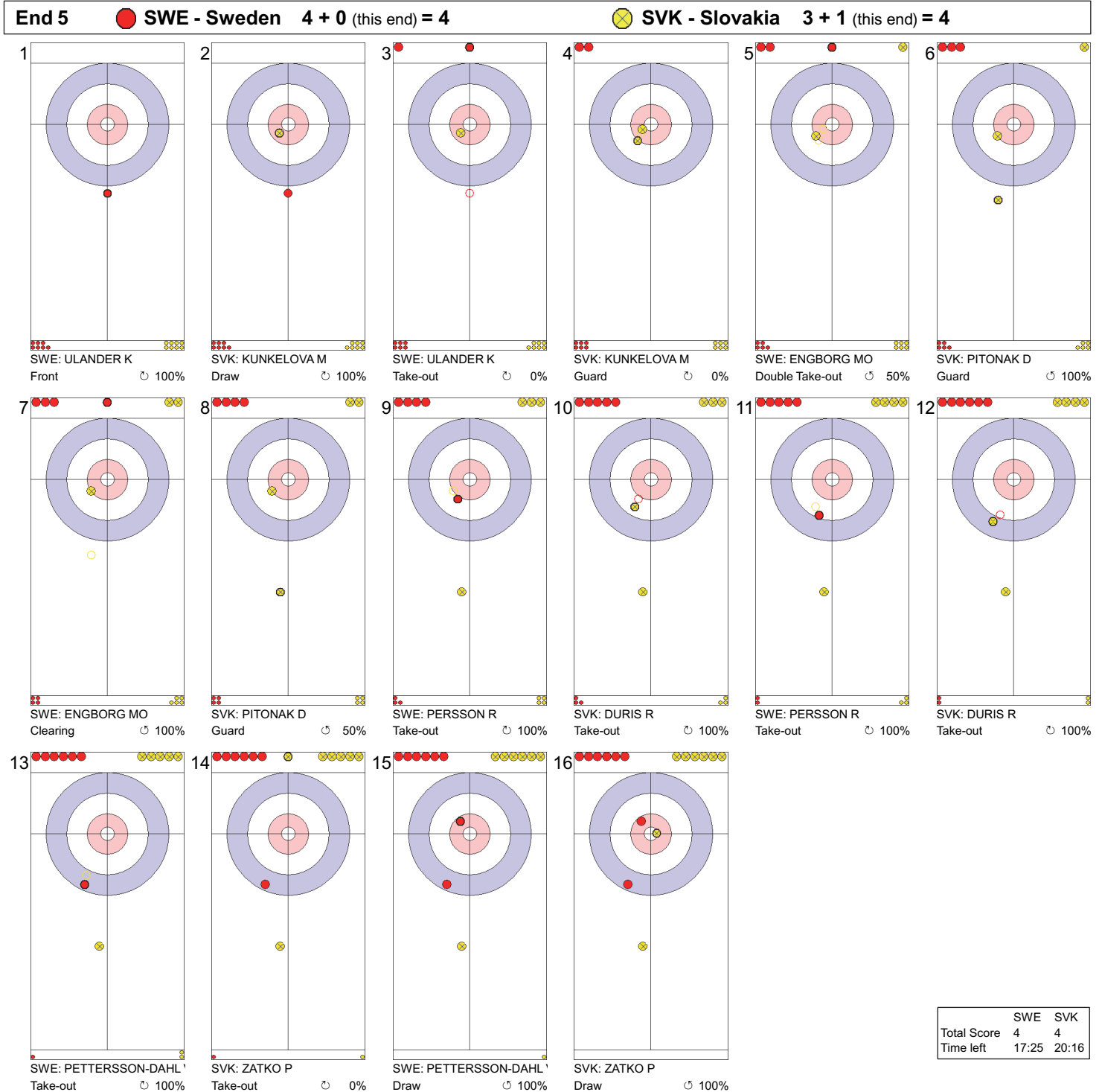
Game - Shot by Shot  
每投统计数据



**Legend:**  
 ↻ Clockwise      ↺ Counter-clockwise      - Not considered



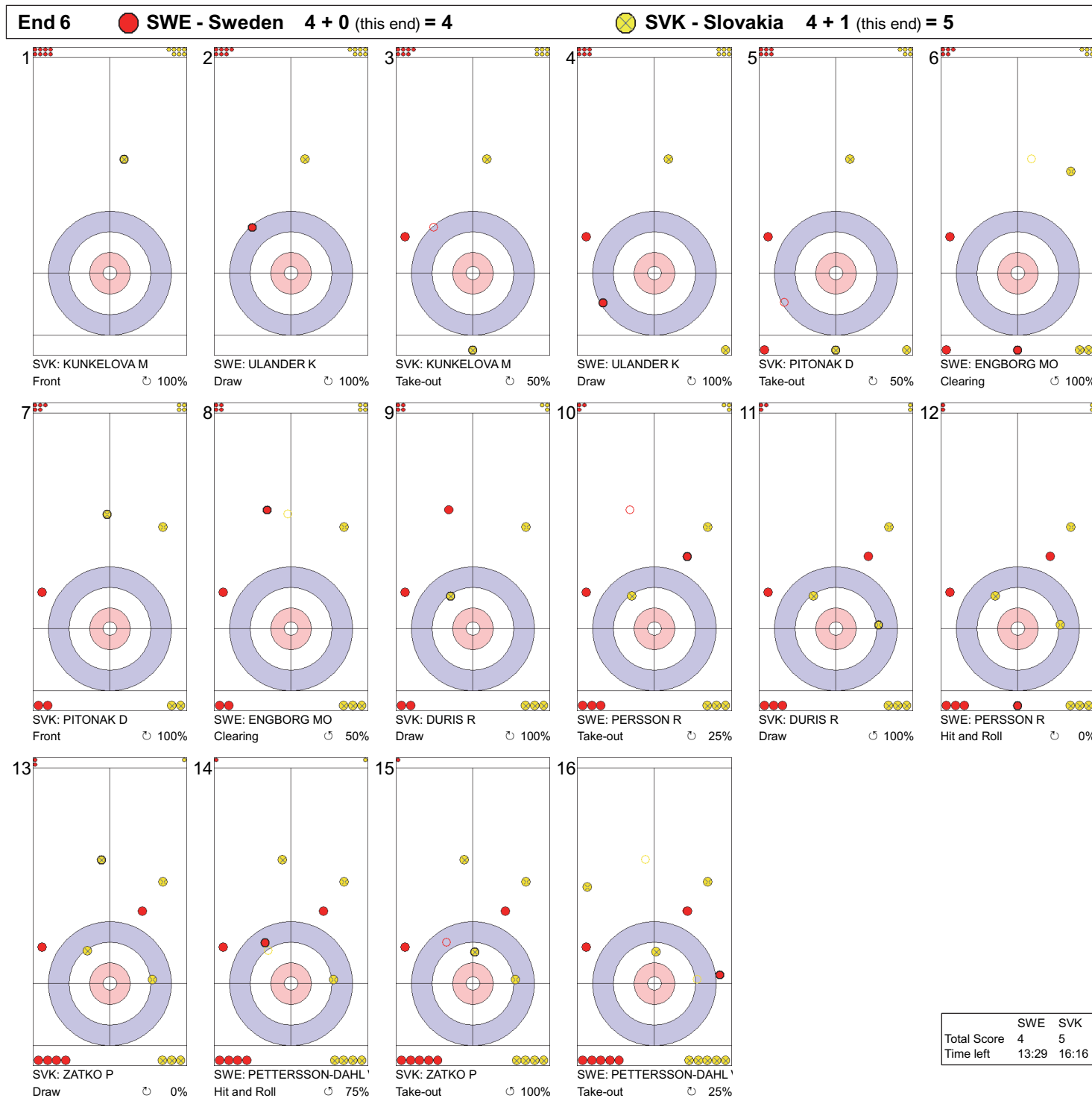
Game - Shot by Shot  
每投统计数据



**Legend:**  
 ↻ Clockwise      ↺ Counter-clockwise      - Not considered



Game - Shot by Shot  
每投统计数据

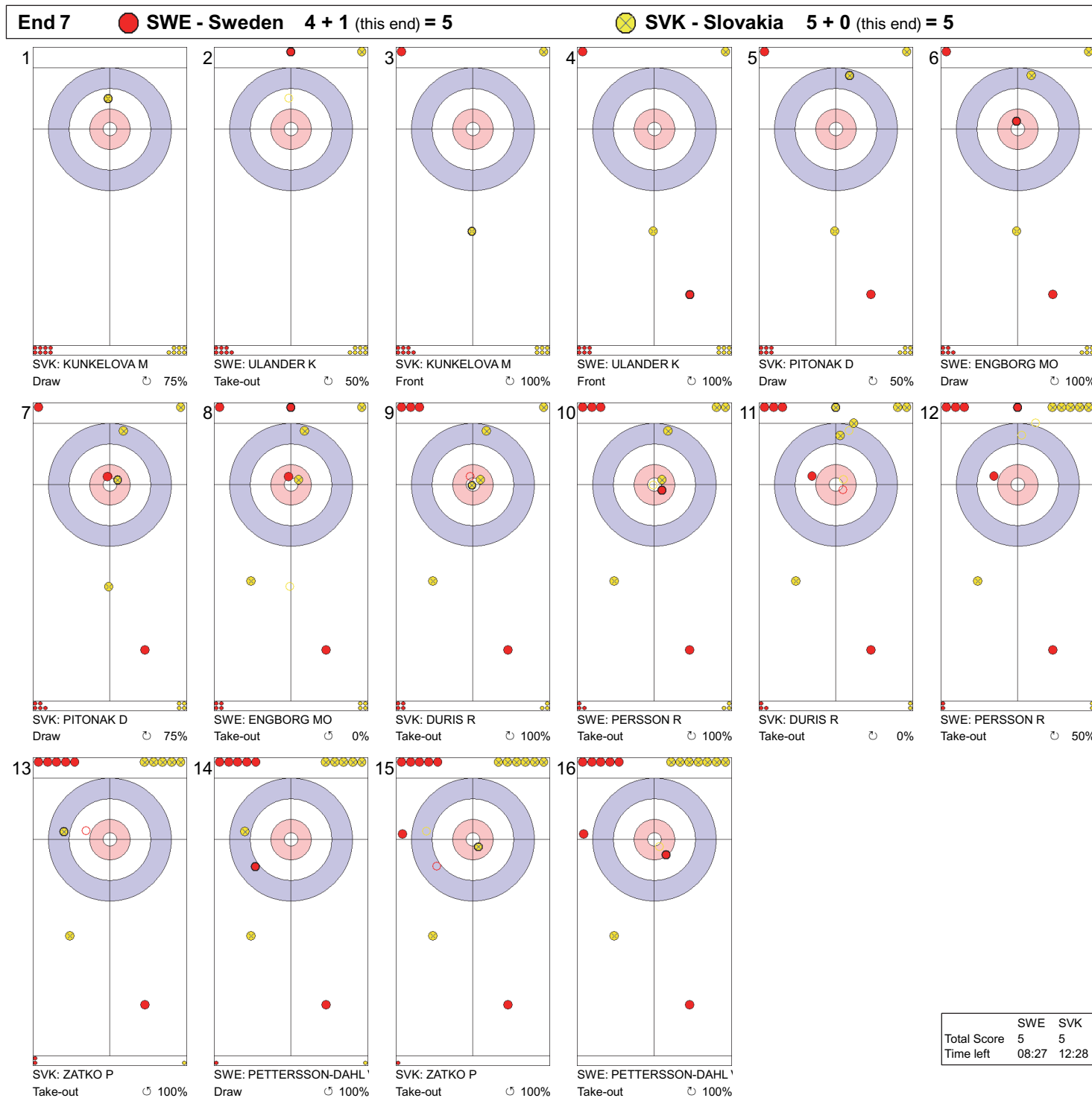


Legend:

↻ Clockwise      ↺ Counter-clockwise      - Not considered



Game - Shot by Shot  
每投统计数据



Legend:

↻ Clockwise      ↺ Counter-clockwise      - Not considered





Game - Shot by Shot  
每投统计数据



Legend:

⌚ Clockwise

⌚ Counter-clockwise

- Not considered



**Game Results**  
比赛成绩

Sheet	Game	Team	LSFE	1	2	3	4	5	6	7	8	Extra Ends	Total
B	7	USA - United States of America	*	1	3	0	0	1	0	0	3		8
	8	SUI - Switzerland		0	0	2	1	0	1	1	0		5

USA - United States of America			Shot Success	
			Game	All
4	S	THUMS Matthew	M	63%
3	V	EMT Steve	M	50%
2		SAMSA Dave	M	69%
1		URANCHIMEG Batoyun	F	73%
A		WILSON Pamela	F	-
Team Total				64%

SUI - Switzerland			Shot Success	
			Game	All
4	S	KNEUBUEHL Laurent	M	56%
3	V	BURGENER Hans	M	48%
2		JAQUEROD Francoise	F	63%
1		DELACRETAZ Patrick	M	67%
A		MATHEZ Cynthia	F	-
Team Total				59%

**Last Stone Draw** Distance

⌚	URANCHIMEG Batoyun	57.4cm
⌚	THUMS Matthew	38.2cm
<b>Total</b>		<b>95.6cm</b>

**Last Stone Draw** Distance

⌚	JAQUEROD Francoise	199.6cm
⌚	DELACRETAZ Patrick	199.6cm
<b>Total</b>		<b>399.2cm</b>

Time remaining: 1 minute 40 seconds

Time-out: End 8 - USA stone 6

Time remaining: 1 minute 37 seconds

Time-out: End 8 - SUI stone 4

**Shot Success Analysis**

USA - United States of America		⌚	⌚	Game
4	THUMS Matthew	Draws	5 55%	7 68%
	Take-outs	2 50%	1 100%	3 67%
	Total	7 54%	8 72%	15 63%
3	EMT Steve	Draws	2 63%	6 58%
	Take-outs	6 21%	2 100%	8 41%
	Total	8 31%	8 69%	16 50%
2	SAMSA Dave	Draws	5 65%	3 83%
	Take-outs	4 63%	4 69%	8 66%
	Total	9 64%	7 75%	16 69%
1	URANCHIMEG Batoyun	Draws	7 71%	7 75%
	Take-outs	0 -	2 75%	2 75%
	Total	7 71%	9 75%	16 73%
A	WILSON Pamela	Draws	0 -	0 -
	Take-outs	0 -	0 -	0 -
	Total	0 -	0 -	0 -
Team	Draws	19 64%	23 70%	42 67%
	Take-outs	12 40%	9 81%	21 57%
	Total	31 55%	32 73%	63 64%

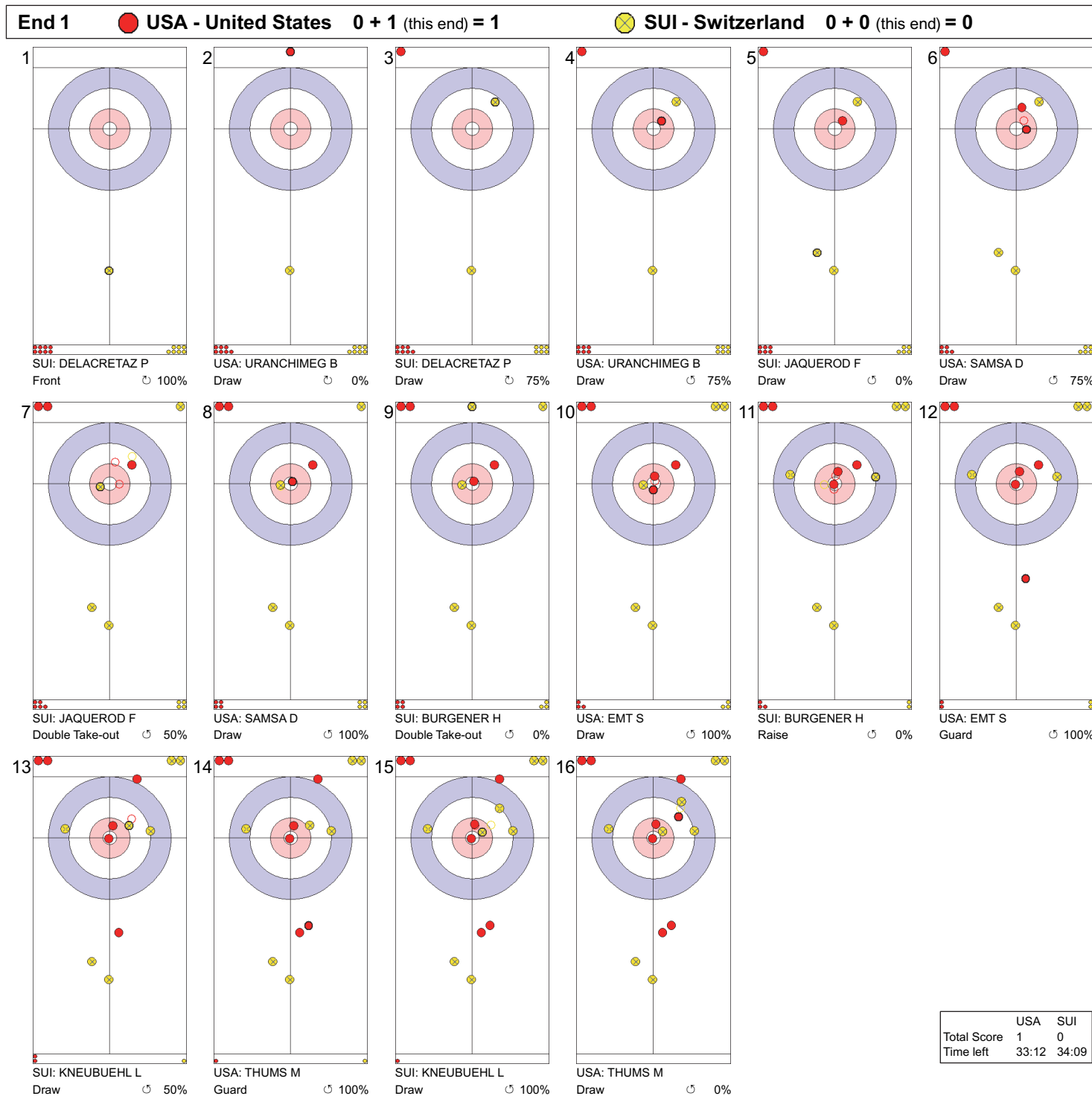
SUI - Switzerland		⌚	⌚	Game
4	KNEUBUEHL Laurent	Draws	6 58%	6 58%
	Take-outs	4 50%	0 -	4 50%
	Total	10 55%	6 58%	16 56%
3	BURGENER Hans	Draws	8 78%	4 25%
	Take-outs	1 0%	3 17%	4 13%
	Total	9 69%	7 21%	16 48%
2	JAQUEROD Francoise	Draws	6 63%	4 31%
	Take-outs	4 88%	2 75%	6 83%
	Total	10 73%	6 46%	16 63%
1	DELACRETAZ Patrick	Draws	13 75%	1 100%
	Take-outs	1 0%	1 0%	2 0%
	Total	14 70%	2 50%	16 67%
A	MATHEZ Cynthia	Draws	0 -	0 -
	Take-outs	0 -	0 -	0 -
	Total	0 -	0 -	0 -
Team	Draws	33 70%	15 45%	48 63%
	Take-outs	10 55%	6 33%	16 47%
	Total	43 67%	21 42%	64 59%

**Note:**  
Position and function for each team member:  
4 = Fourth, 3 = Third, 2 = Second, 1 = Lead, A = Alternate, S = Skip, V = Vice-Skip

**Legend:**  
⌚ Clockwise      ⌚ Counter-clockwise      F Female  
LSFE(\*) Last Stone First End      M Male



**Game - Shot by Shot**  
每投统计数据

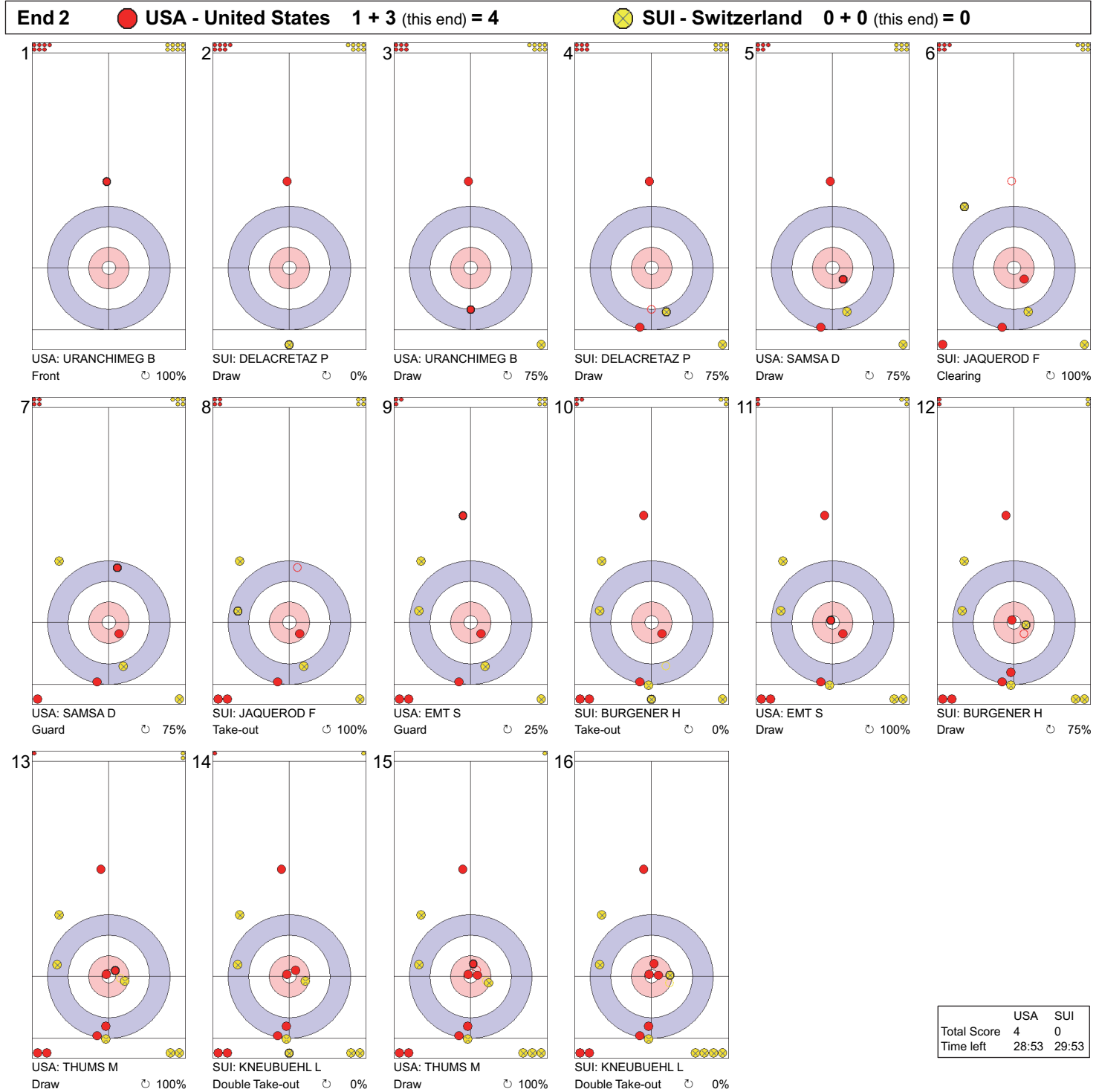


**Legend:**

↻ Clockwise      ↺ Counter-clockwise      - Not considered



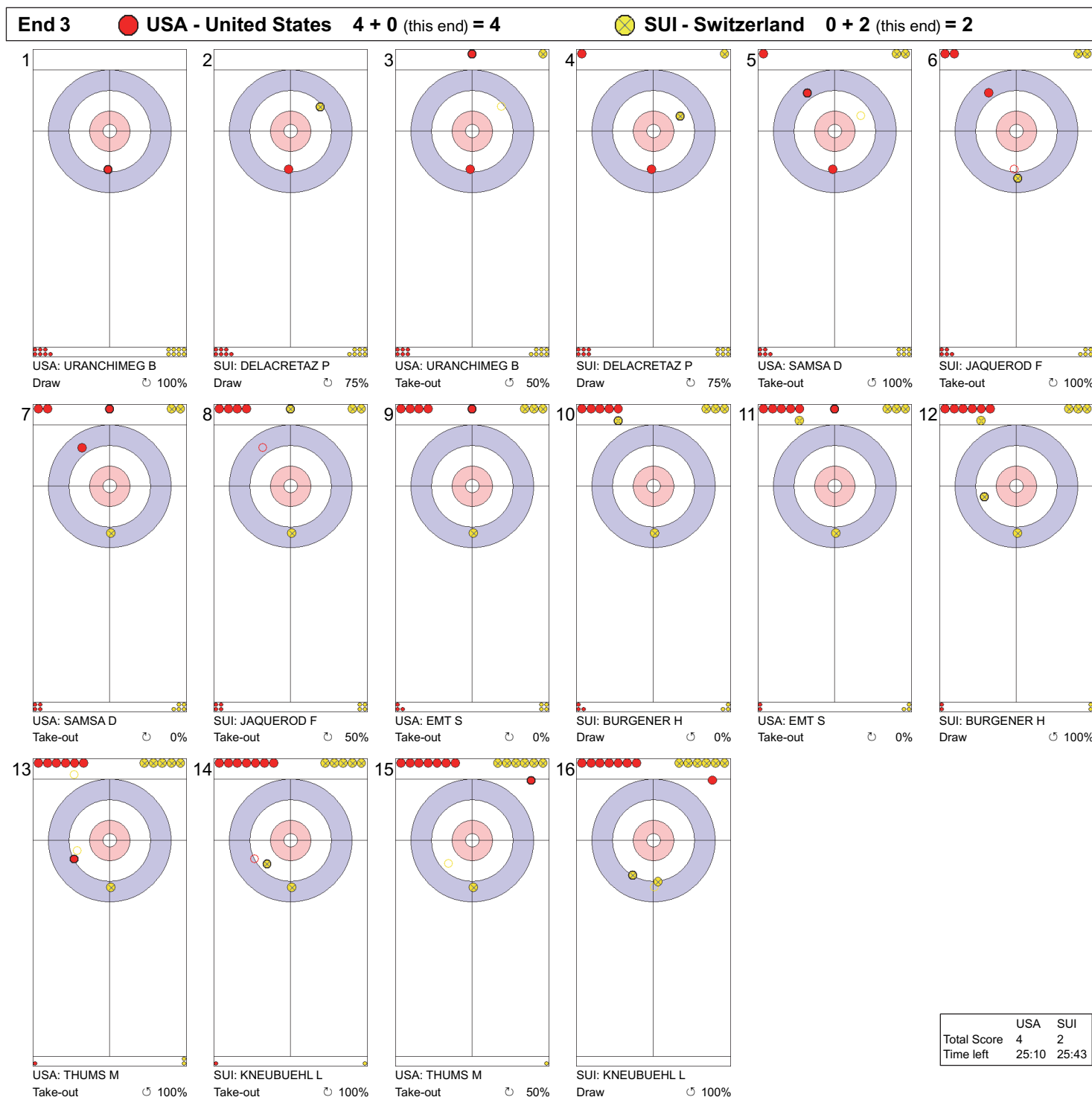
Game - Shot by Shot  
每投统计数据



**Legend:**  
 ↻ Clockwise      ↺ Counter-clockwise      - Not considered



**Game - Shot by Shot**  
每投统计数据

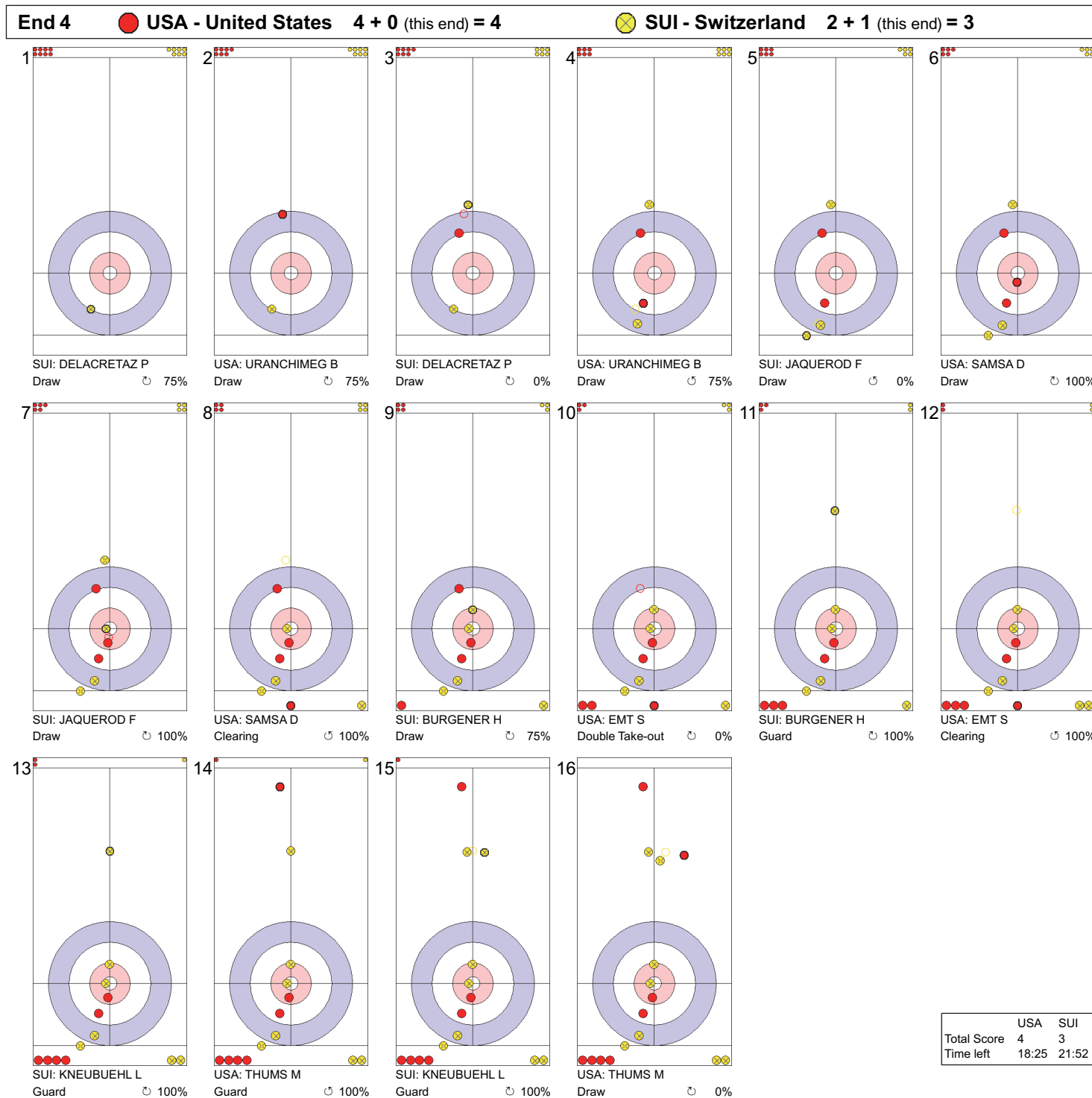


**Legend:**

↻ Clockwise      ↺ Counter-clockwise      - Not considered



Game - Shot by Shot  
每投统计数据



Legend:

↻ Clockwise      ↺ Counter-clockwise      - Not considered



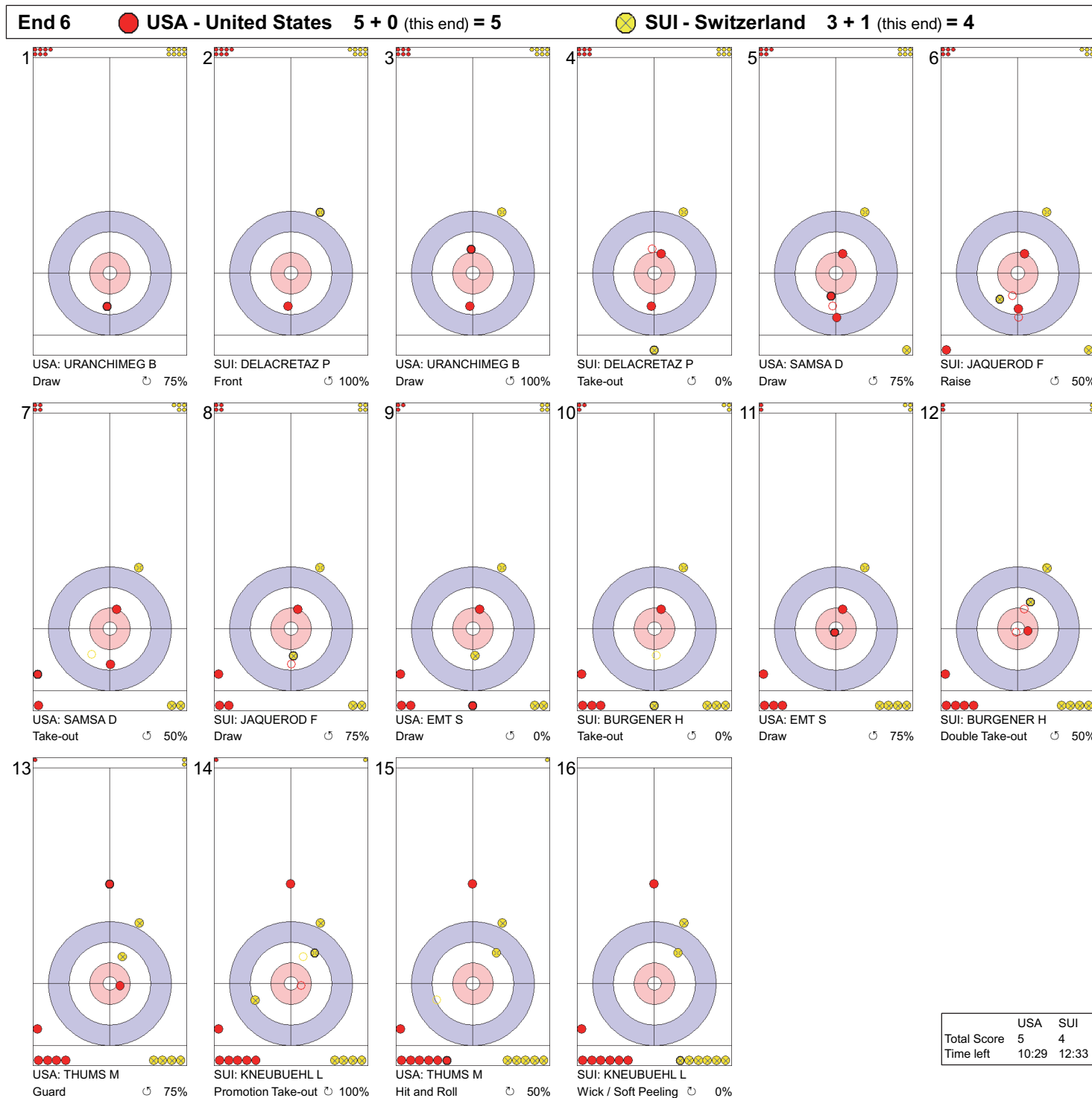
Game - Shot by Shot  
 每投统计数据



**Legend:**  
 ↻ Clockwise      ↺ Counter-clockwise      - Not considered



Game - Shot by Shot  
每投统计数据



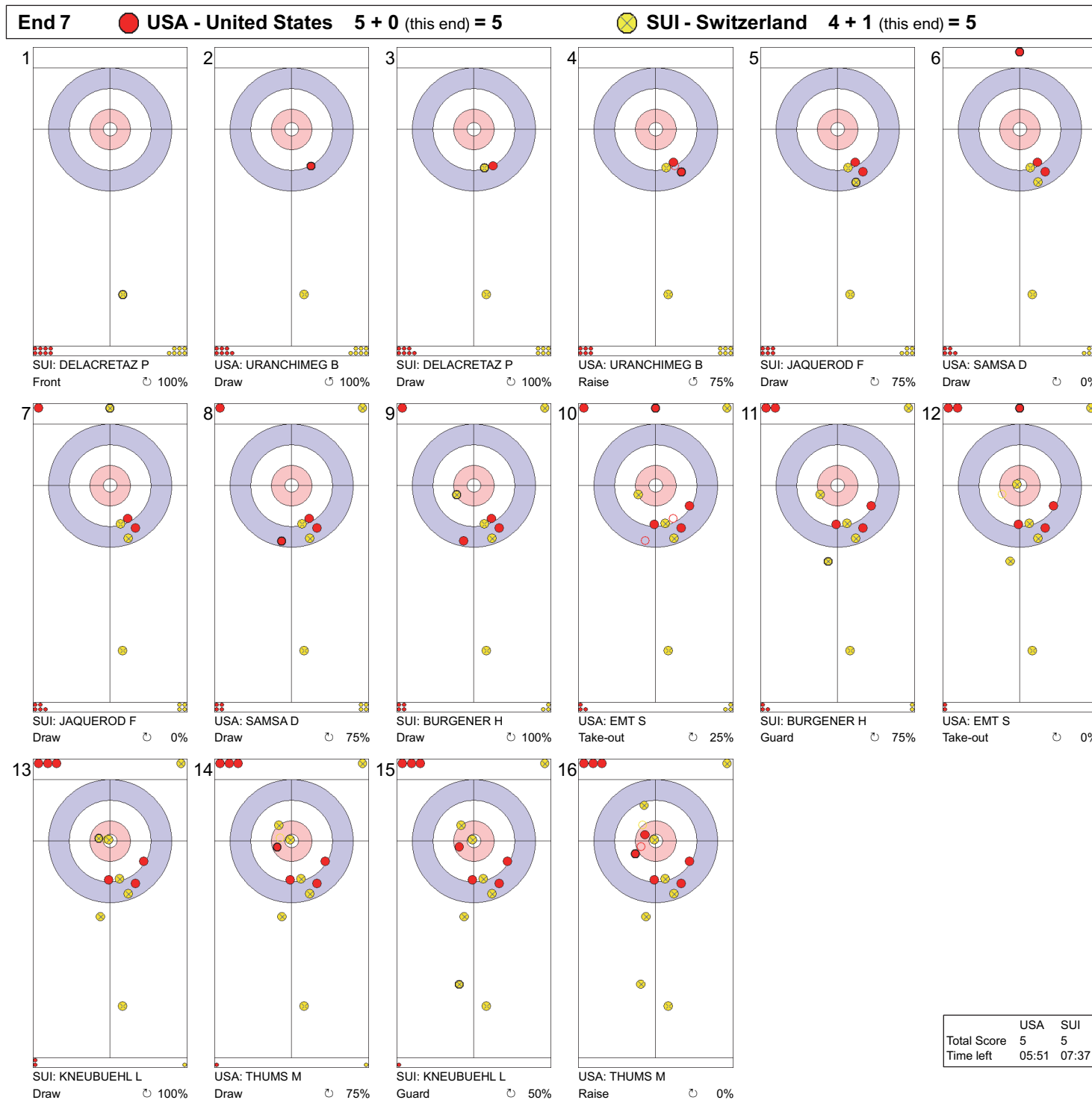
Legend:

↻ Clockwise      ↺ Counter-clockwise      - Not considered





### Game - Shot by Shot 每投统计数据

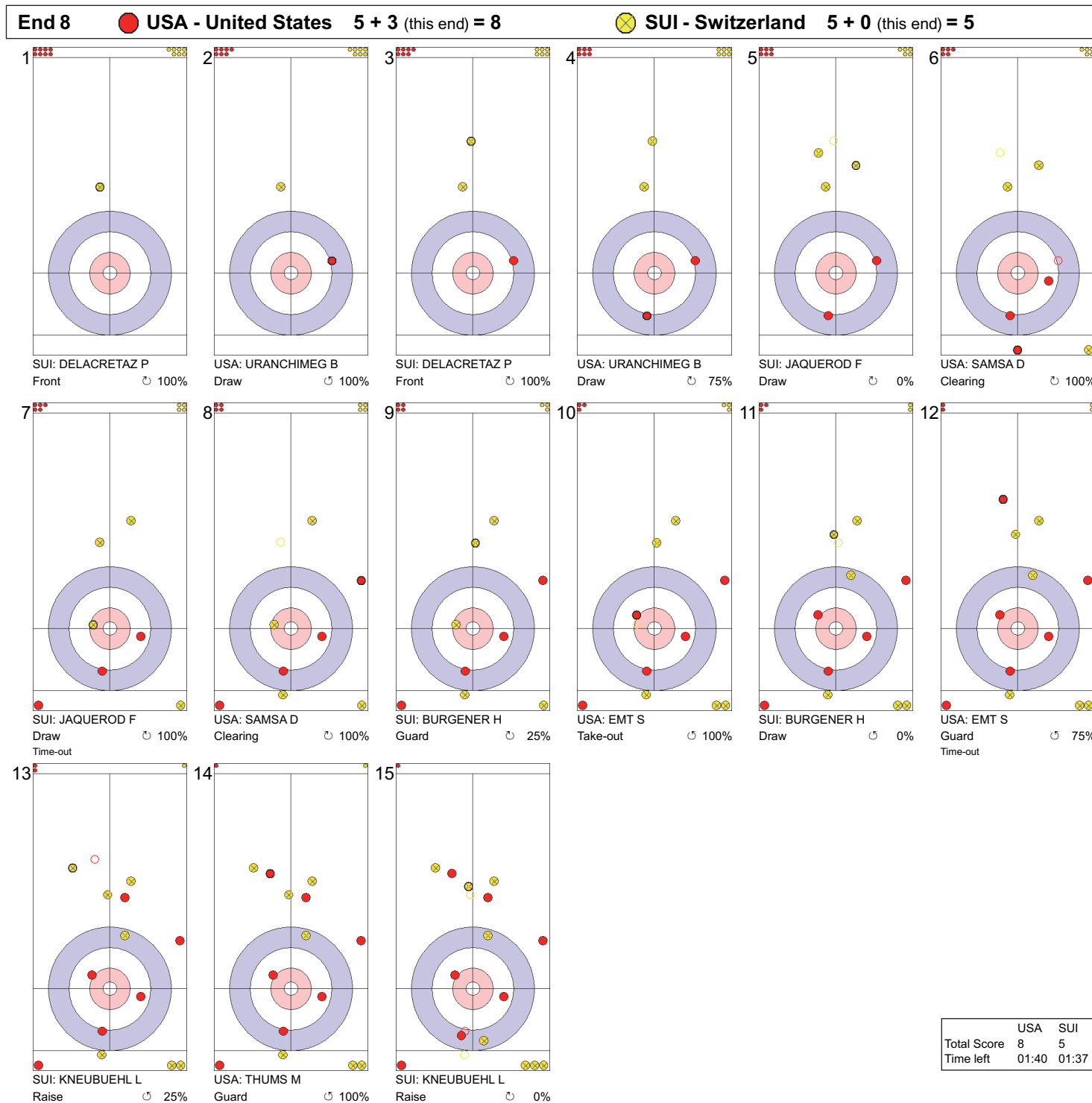


**Legend:**

↻ Clockwise      ↺ Counter-clockwise      - Not considered



Game - Shot by Shot  
每投统计数据



Legend:

↻ Clockwise

↺ Counter-clockwise

- Not considered





### Game - Shot by Shot 每投统计数据

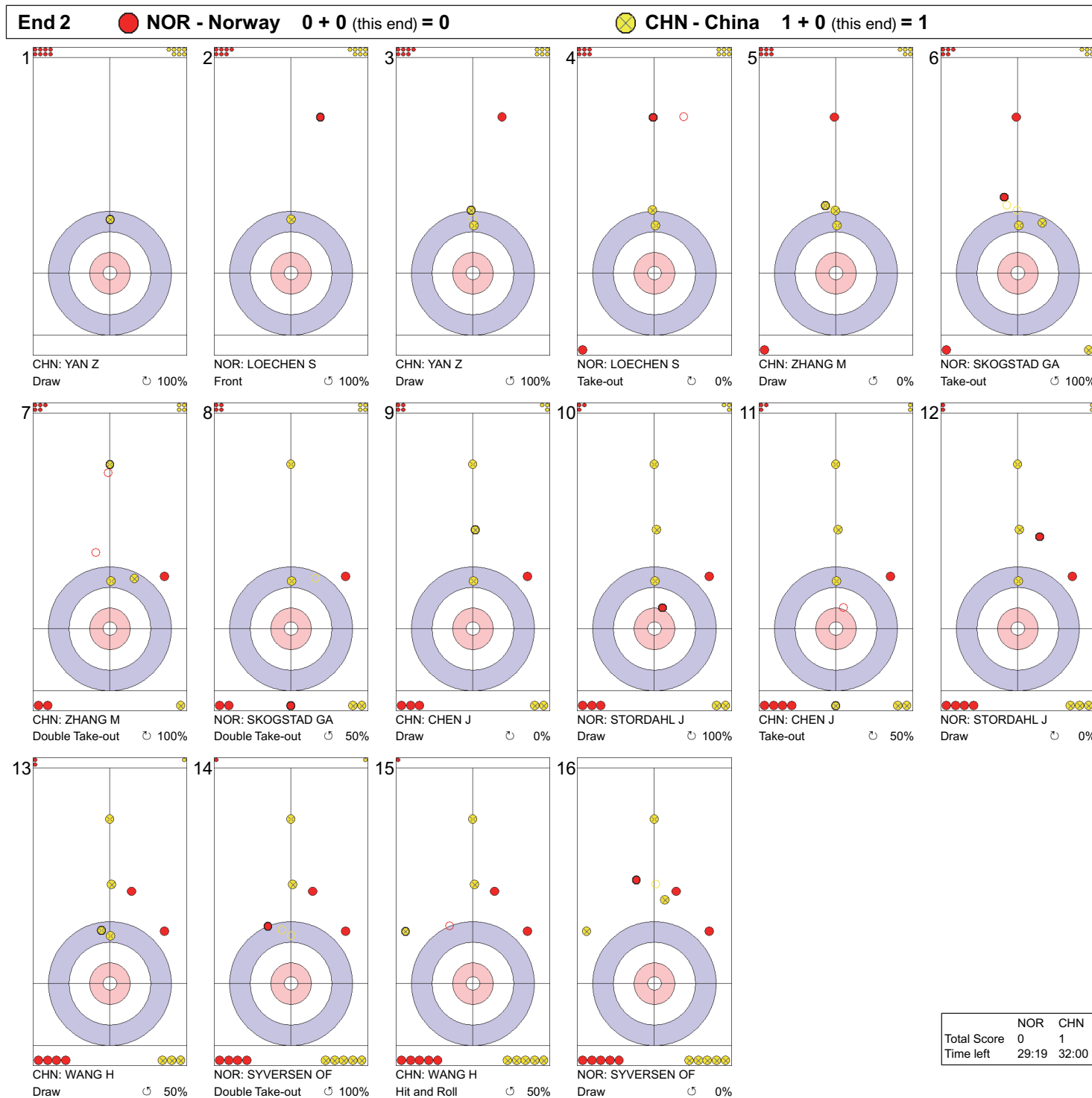


**Legend:**

↻ Clockwise   ↺ Counter-clockwise   - Not considered



Game - Shot by Shot  
每投统计数据

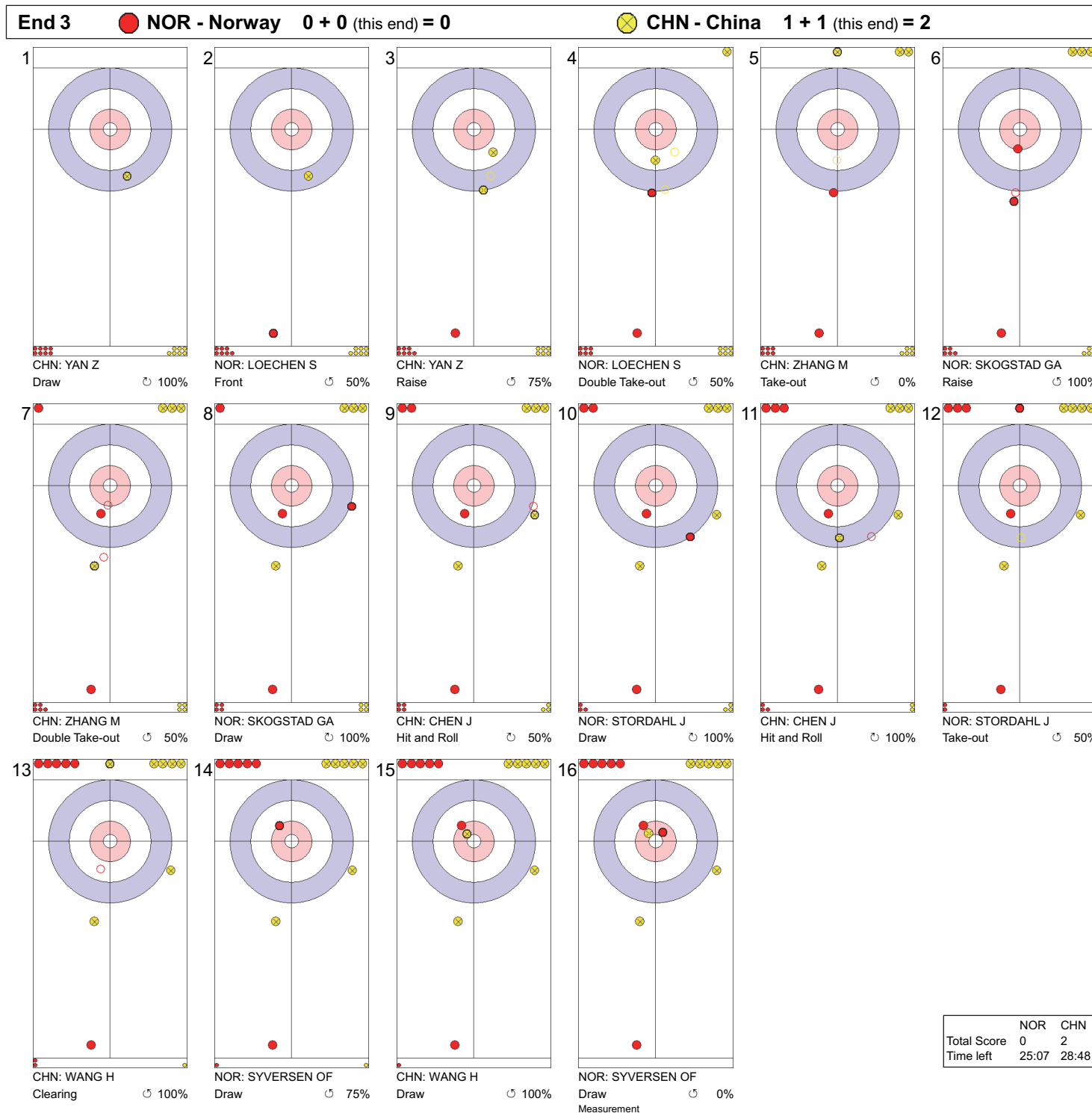


Legend:

↻ Clockwise      ↺ Counter-clockwise      - Not considered



**Game - Shot by Shot**  
每投统计数据

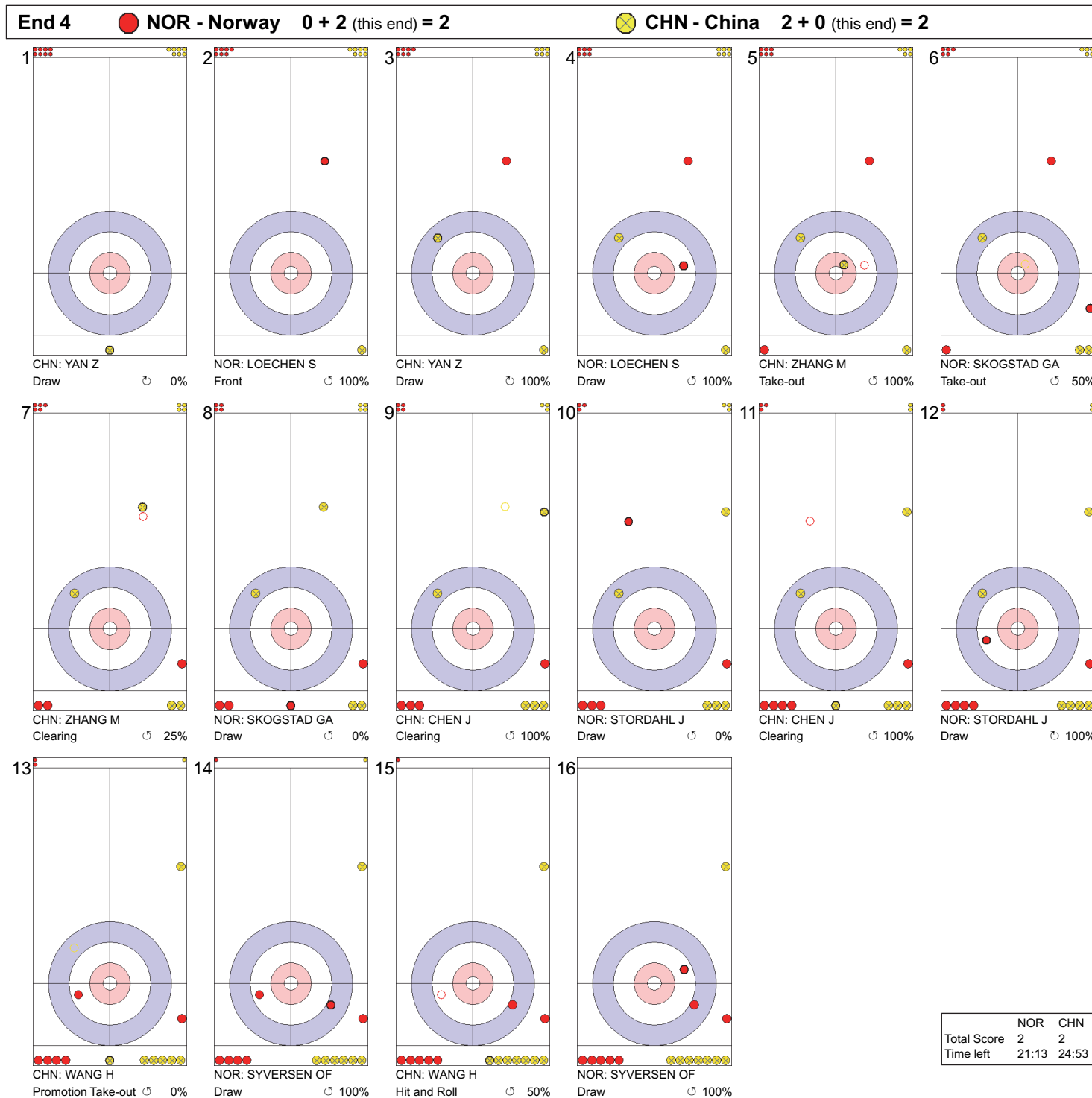


**Legend:**

↻ Clockwise      ↺ Counter-clockwise      - Not considered



**Game - Shot by Shot**  
每投统计数据



**Legend:**

↻ Clockwise      ↺ Counter-clockwise      - Not considered



**Game - Shot by Shot**  
每投统计数据



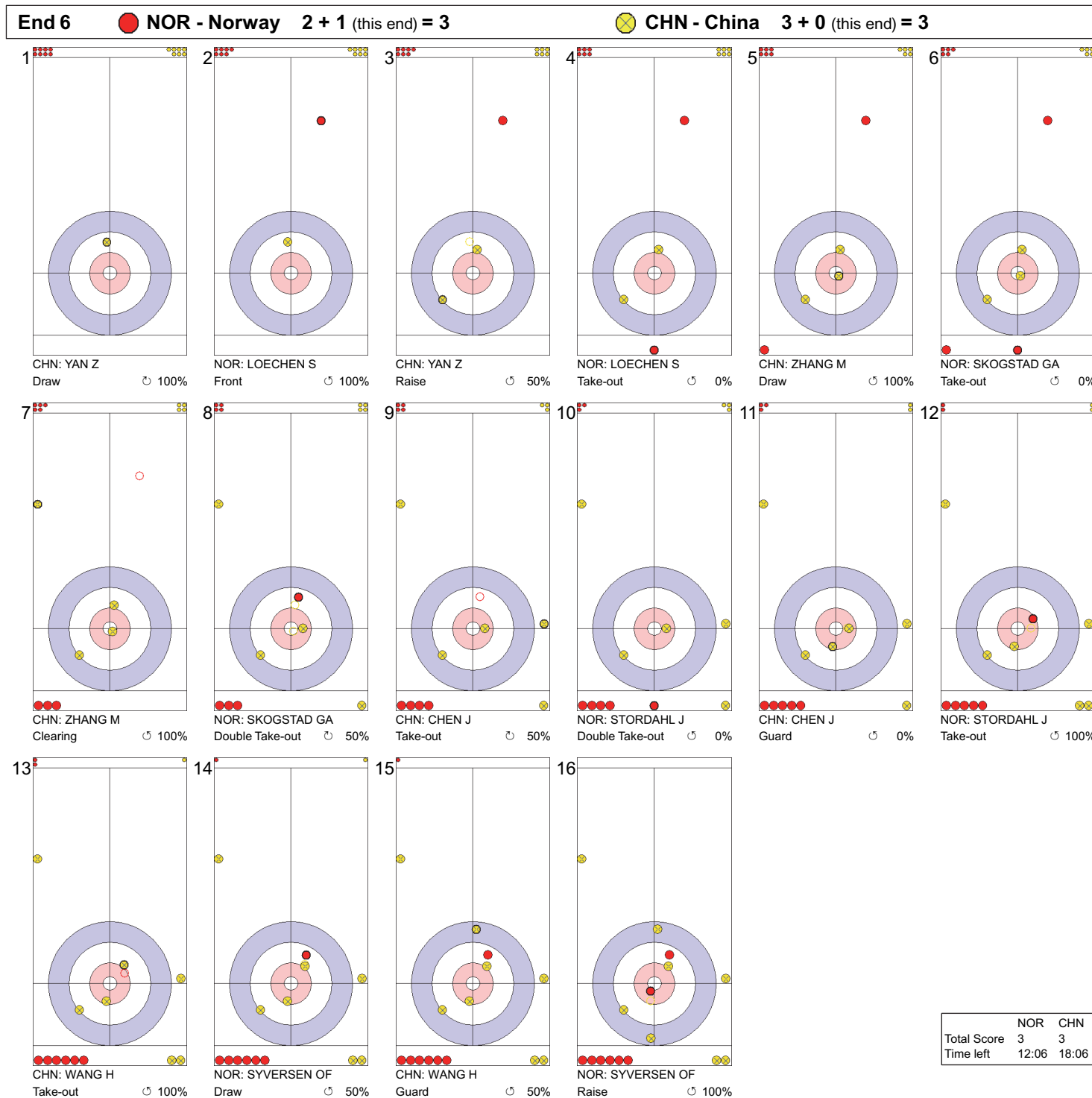
**Legend:**

↻ Clockwise      ↺ Counter-clockwise      - Not considered





Game - Shot by Shot  
每投统计数据

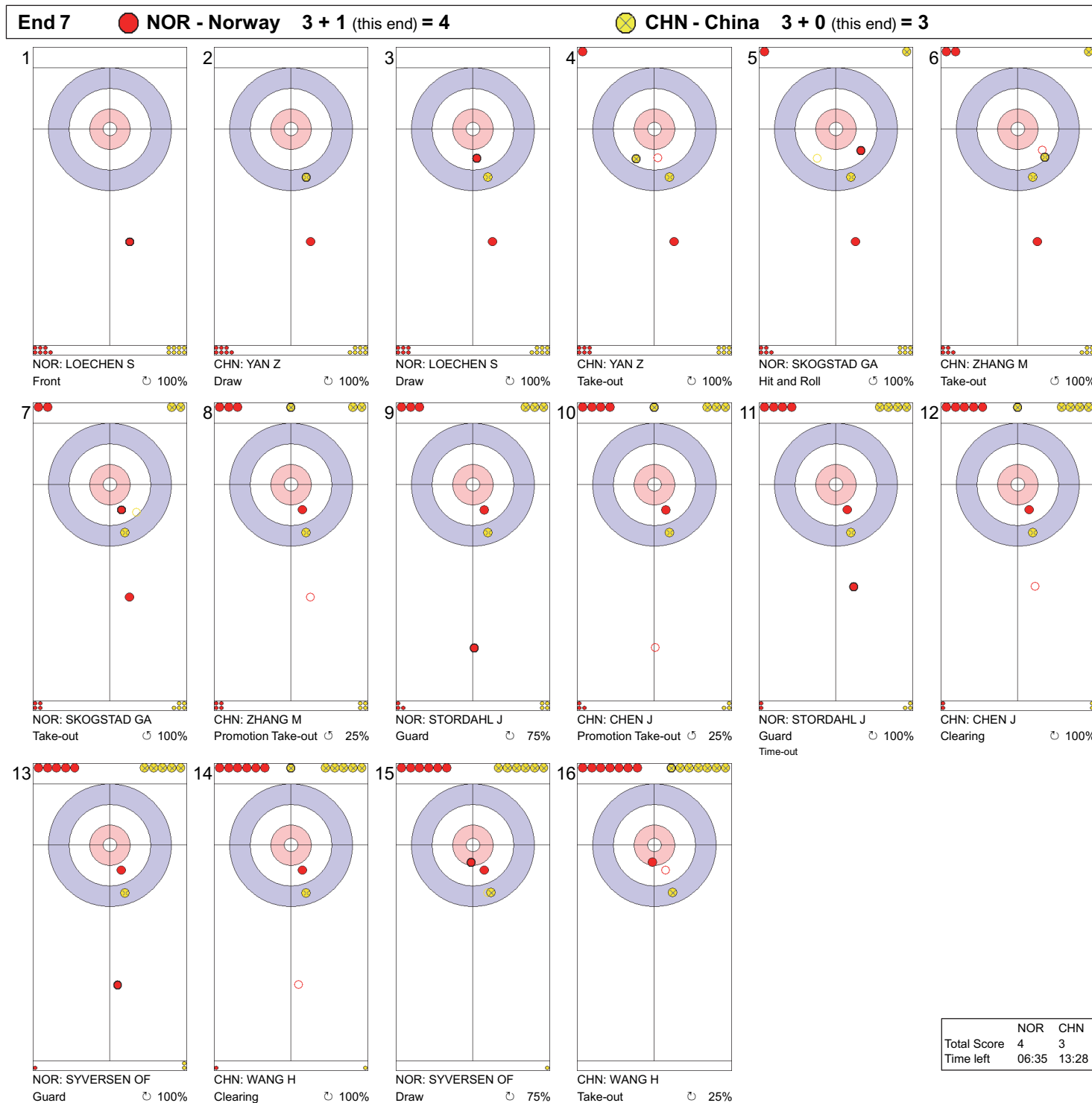


Legend:

↻ Clockwise      ↺ Counter-clockwise      - Not considered



Game - Shot by Shot  
每投统计数据

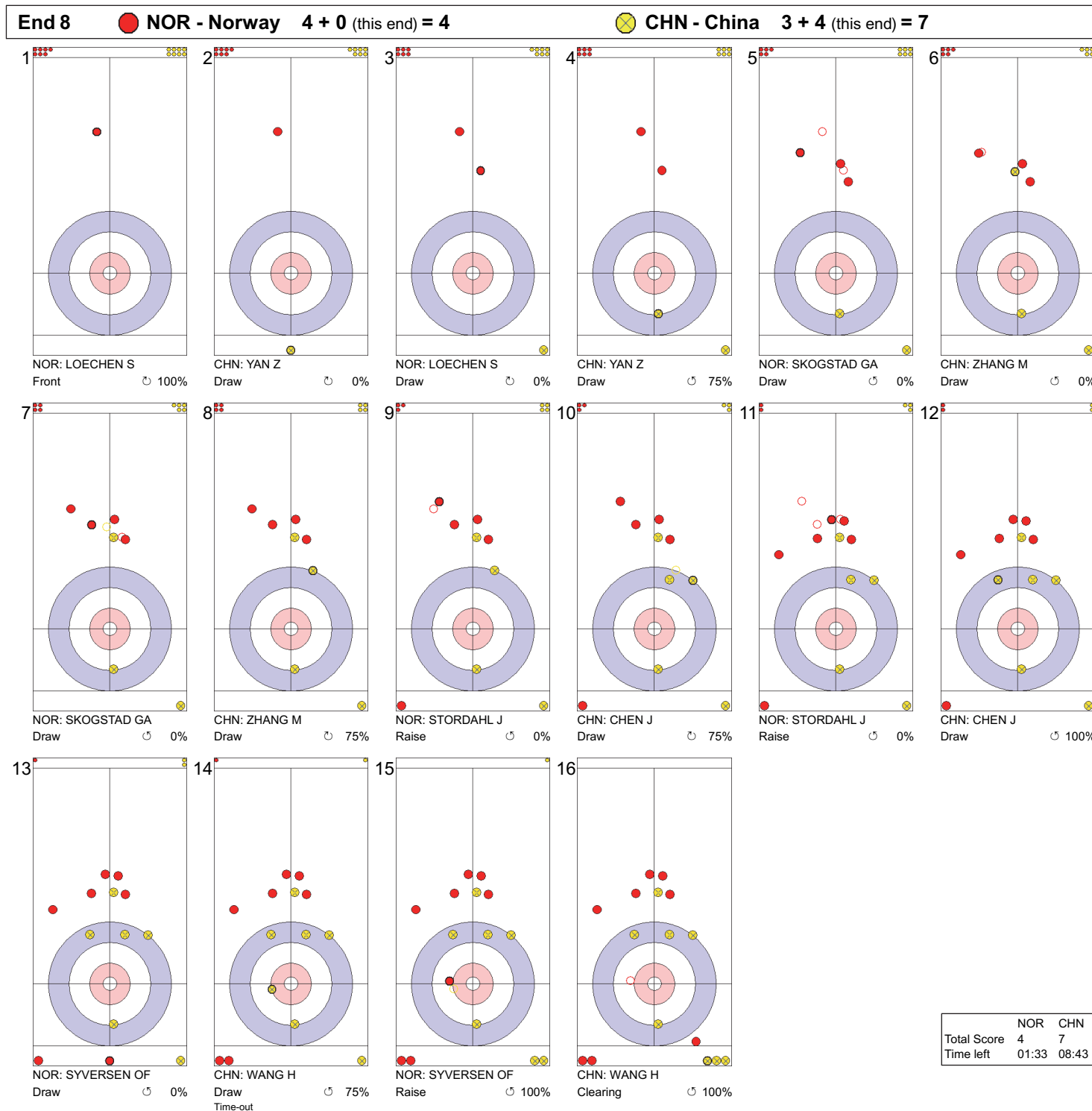


Legend:

↻ Clockwise   ↺ Counter-clockwise   - Not considered



Game - Shot by Shot  
每投统计数据



Legend:   
 ↻ Clockwise      ↺ Counter-clockwise      - Not considered





Game - Shot by Shot  
每投统计数据



Legend:

↻ Clockwise   ↺ Counter-clockwise   - Not considered





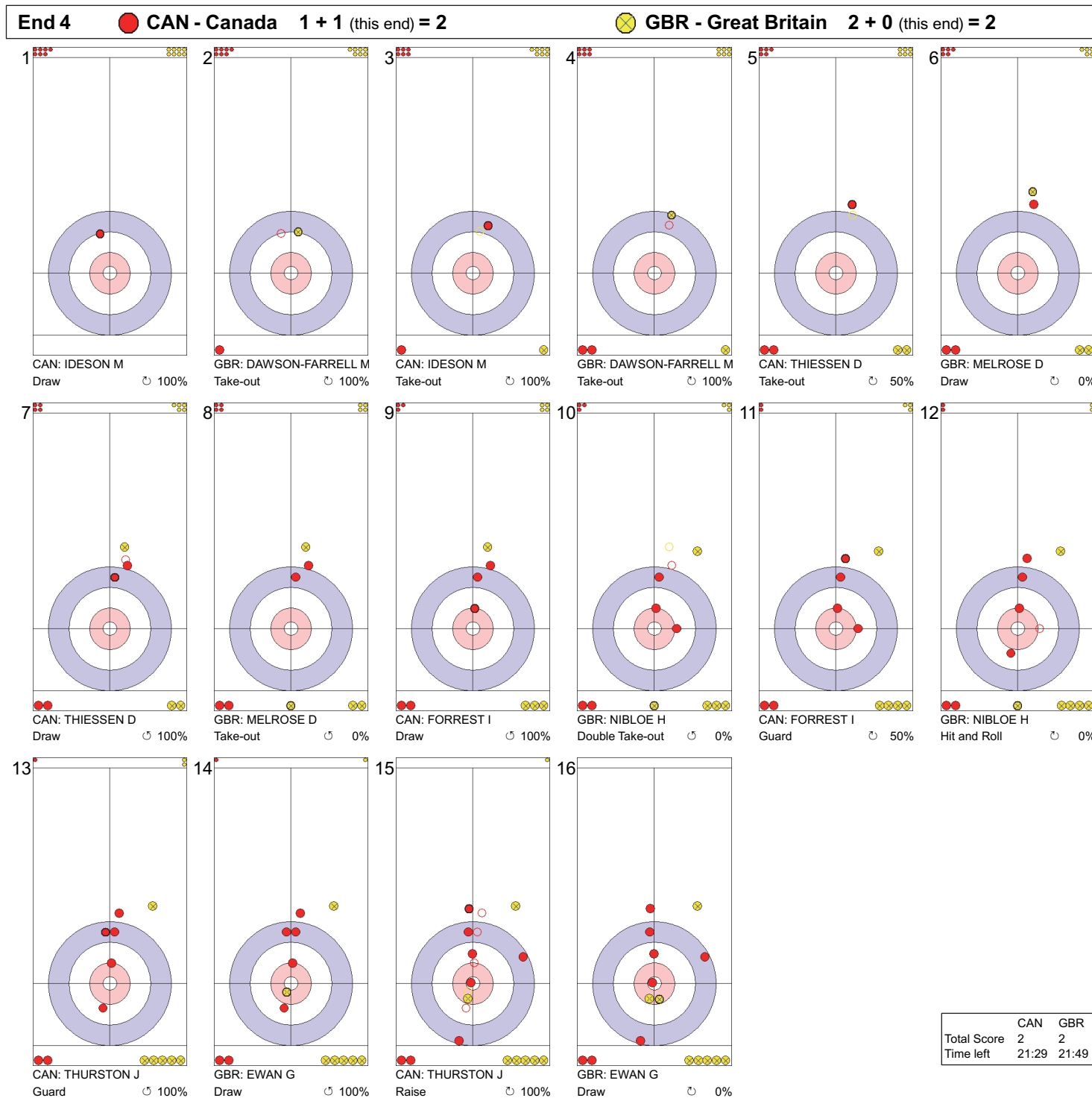
Game - Shot by Shot  
每投统计数据



**Legend:**  
 ↻ Clockwise      ↺ Counter-clockwise      - Not considered



Game - Shot by Shot  
每投统计数据

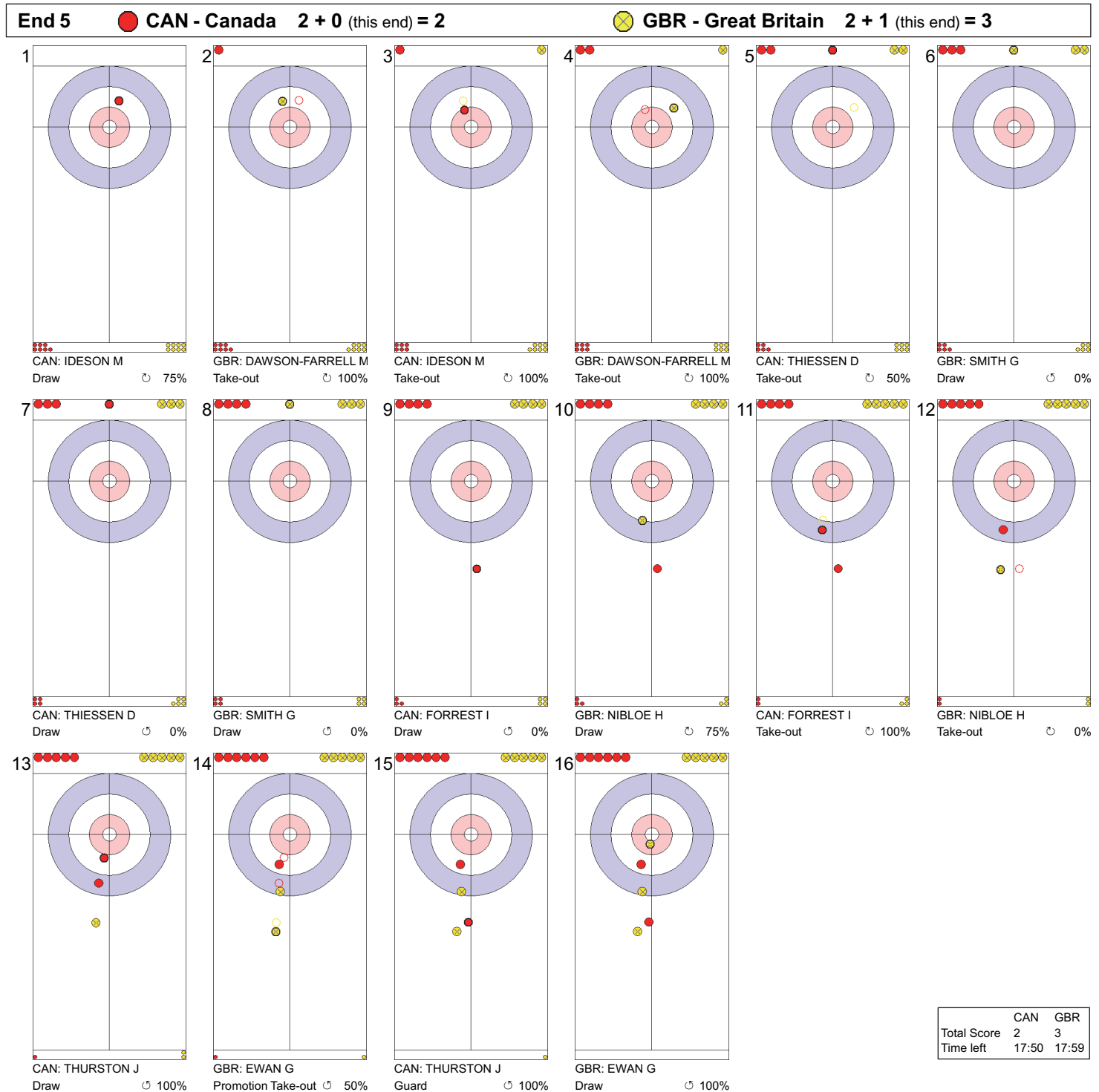




**Legend:**  
 Clockwise     Counter-clockwise     - Not considered





### Game - Shot by Shot 每投统计数据



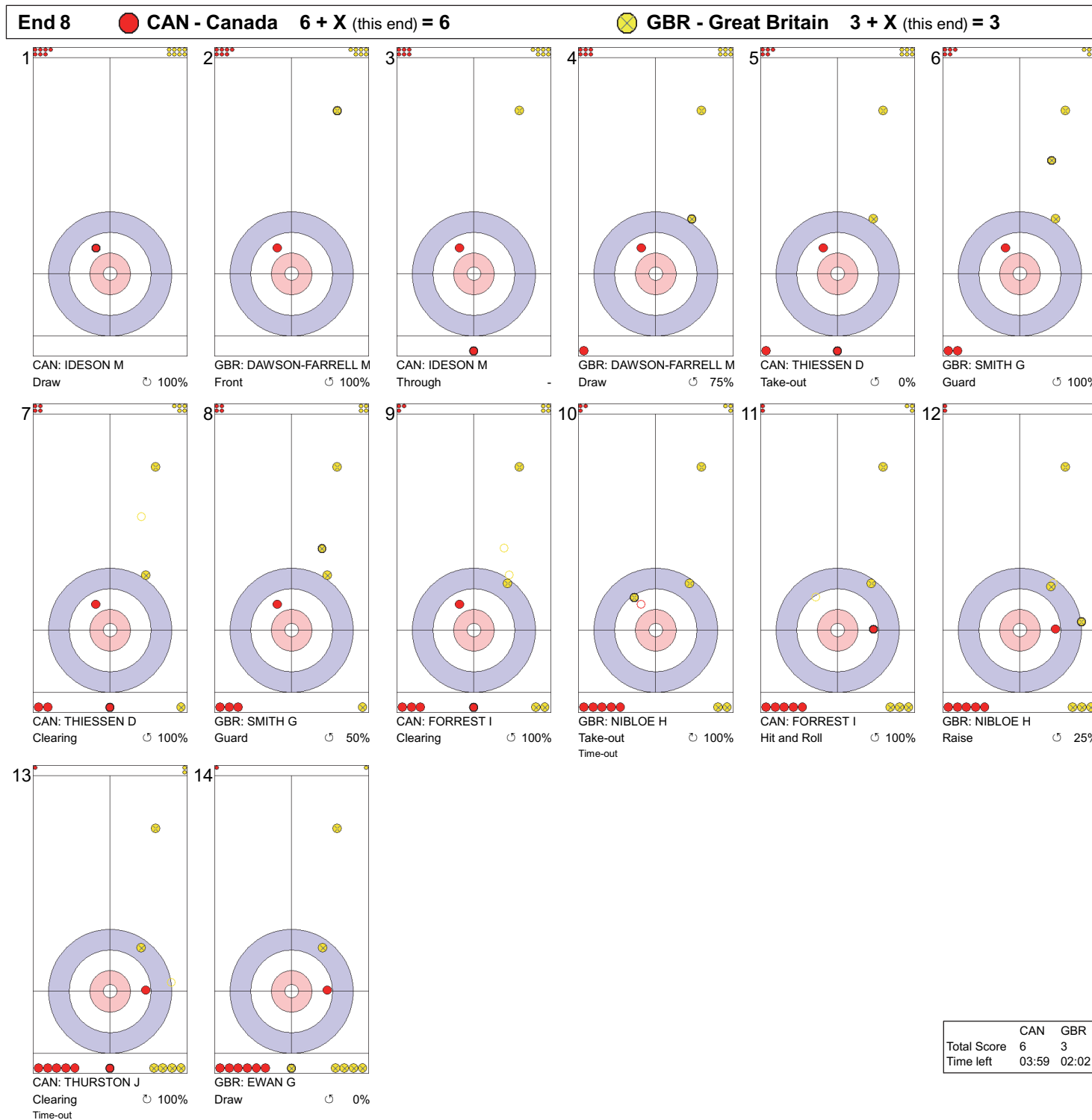
**Legend:**  
 Clockwise     
  Counter-clockwise     
 - Not considered







**Game - Shot by Shot**  
每投统计数据



**Legend:**

- ↻ Clockwise
- ↺ Counter-clockwise
- Not considered
- X Unfinished end due to concession



## Session Results and Standings

每轮比赛成绩和排名

Sheet	Game	Team	LSFE	1	2	3	4	5	6	7	8	Extra	Ends	Total
B	8	NOR - Norway		1	0	2	0	0	0	1	2	0		6
	7	SWE - Sweden	*	0	1	0	2	2	1	0	0	2		8
C	7	EST - Estonia		0	0	0	1	0	0	1	X			2
	7	KOR - Republic of Korea	*	1	0	2	0	1	1	0	X			5
D	7	CHN - People's Republic of China	*	0	2	0	0	3	2	0	X			7
	7	SVK - Slovakia		1	0	1	1	0	0	2	X			5

## Current Standings

Rank	Team	Games	Wins	Losses
1	SWE - Sweden	7	6	1
2	CHN - People's Republic of China	7	5	2
3	CAN - Canada	7	4	3
3	LAT - Latvia	7	4	3
3	SVK - Slovakia	7	4	3
6	NOR - Norway	8	4	4
7	GBR - Great Britain	6	3	3
8	KOR - Republic of Korea	7	3	4
9	USA - United States of America	6	2	4
10	EST - Estonia	7	2	5
11	SUI - Switzerland	7	1	6

**Note:**

Under WCF rules, tie-breaking rules for standings are not applied until after the last game of the round robin.

**Legend:**

LSFE(\*) Last Stone First End

X Unplayed/unfinished end due to concession



## Game Results

### 比赛成绩

Sheet	Game	Team	LSFE	1	2	3	4	5	6	7	8	Extra	Ends	Total
B	8	NOR - Norway		1	0	2	0	0	0	1	2	0		6
	7	SWE - Sweden	*	0	1	0	2	2	1	0	0	2		8

NOR - Norway			Shot Success	
			Game	All
4 S	SYVERSEN Ole Fredrik	M	63%	64%
3 V	STORDAHL Jostein	M	75%	59%
2	SKOGSTAD Geir Arne	M	61%	55%
1	LOECHEN Sissel	F	74%	77%
A	SVEBERG Mia	F	-	80%
Team Total			68%	64%

SWE - Sweden			Shot Success	
			Game	All
4 S	PETTERSSON-DAHL Viljo	M	66%	71%
3	PERSSON Ronny	M	51%	58%
2	ENGBORG Mats-Ola	M	65%	75%
1 V	ULANDER Kristina	F	67%	73%
A	JOHANSSON Sabina	F	-	-
Team Total			62%	69%

Last Stone Draw		Distance
☺	SYVERSEN Ole Fredrik	67.9cm
☹	SKOGSTAD Geir Arne	199.6cm
<b>Total</b>		<b>267.5cm</b>

Time remaining: 1 minute 46 seconds  
3 minutes 1 second (after extra end)

Time-out: End 8 - NOR stone 5; End 9 - NOR stone 7

Last Stone Draw		Distance
☺	ENGBORG Mats-Ola	24.2cm
☹	ULANDER Kristina	199.6cm
<b>Total</b>		<b>223.8cm</b>

Time remaining: 3 minutes 16 seconds  
2 minutes 40 seconds (after extra end)

Time-out: End 8 - SWE stone 7

## Shot Success Analysis

NOR - Norway		☺	☹	Game
4	SYVERSEN Ole Fredrik	Draws 7 36%	7 89%	14 63%
		Take-outs 2 75%	2 50%	4 63%
		Total 9 44%	9 81%	18 63%
3	STORDAHL Jostein	Draws 8 69%	4 100%	12 79%
		Take-outs 4 75%	2 50%	6 67%
		Total 12 71%	6 83%	18 75%
2	SKOGSTAD Geir Arne	Draws 11 57%	4 44%	15 53%
		Take-outs 3 100%	0 -	3 100%
		Total 14 66%	4 44%	18 61%
1	LOECHEN Sissel	Draws 10 68%	6 92%	16 77%
		Take-outs 1 50%	1 50%	2 50%
		Total 11 66%	7 86%	18 74%
A	SVEBERG Mia	Draws 0 -	0 -	0 -
		Take-outs 0 -	0 -	0 -
		Total 0 -	0 -	0 -
Team		Draws 36 58%	21 83%	57 68%
		Take-outs 10 80%	5 50%	15 70%
		Total 46 63%	26 77%	72 68%

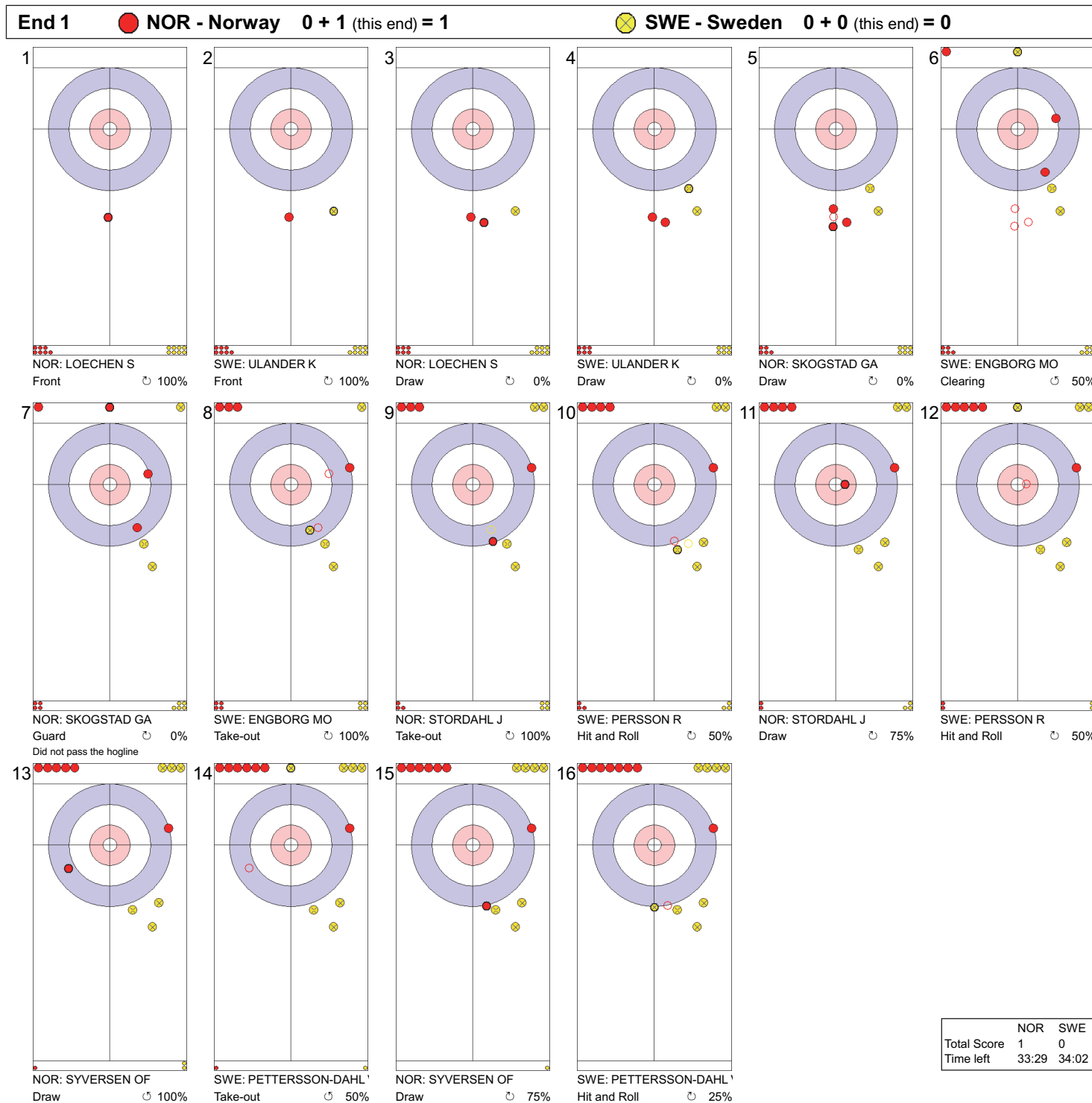
SWE - Sweden		☺	☹	Game
4	PETTERSSON-DAHL Viljo	Draws 4 88%	2 50%	6 75%
		Take-outs 5 65%	6 58%	11 61%
		Total 9 75%	8 56%	17 66%
3	PERSSON Ronny	Draws 2 50%	2 0%	4 25%
		Take-outs 9 64%	5 50%	14 59%
		Total 11 61%	7 36%	18 51%
2	ENGBORG Mats-Ola	Draws 3 83%	3 50%	6 67%
		Take-outs 7 68%	5 60%	12 65%
		Total 10 73%	8 56%	18 65%
1	ULANDER Kristina	Draws 11 57%	2 100%	13 63%
		Take-outs 2 100%	1 50%	3 83%
		Total 13 63%	3 83%	16 67%
A	JOHANSSON Sabina	Draws 0 -	0 -	0 -
		Take-outs 0 -	0 -	0 -
		Total 0 -	0 -	0 -
Team		Draws 20 66%	9 50%	29 61%
		Take-outs 23 68%	17 56%	40 63%
		Total 43 67%	26 54%	69 62%

**Note:**  
Position and function for each team member:  
4 = Fourth, 3 = Third, 2 = Second, 1 = Lead, A = Alternate, S = Skip, V = Vice-Skip

**Legend:**  
☺ Clockwise ☹ Counter-clockwise F Female  
LSFE(\*) Last Stone First End M Male



Game - Shot by Shot  
每投统计数据



Legend:

↻ Clockwise   ↺ Counter-clockwise   - Not considered



Game - Shot by Shot  
每投统计数据



Legend:

↻ Clockwise      ↺ Counter-clockwise      - Not considered





### Game - Shot by Shot 每投统计数据

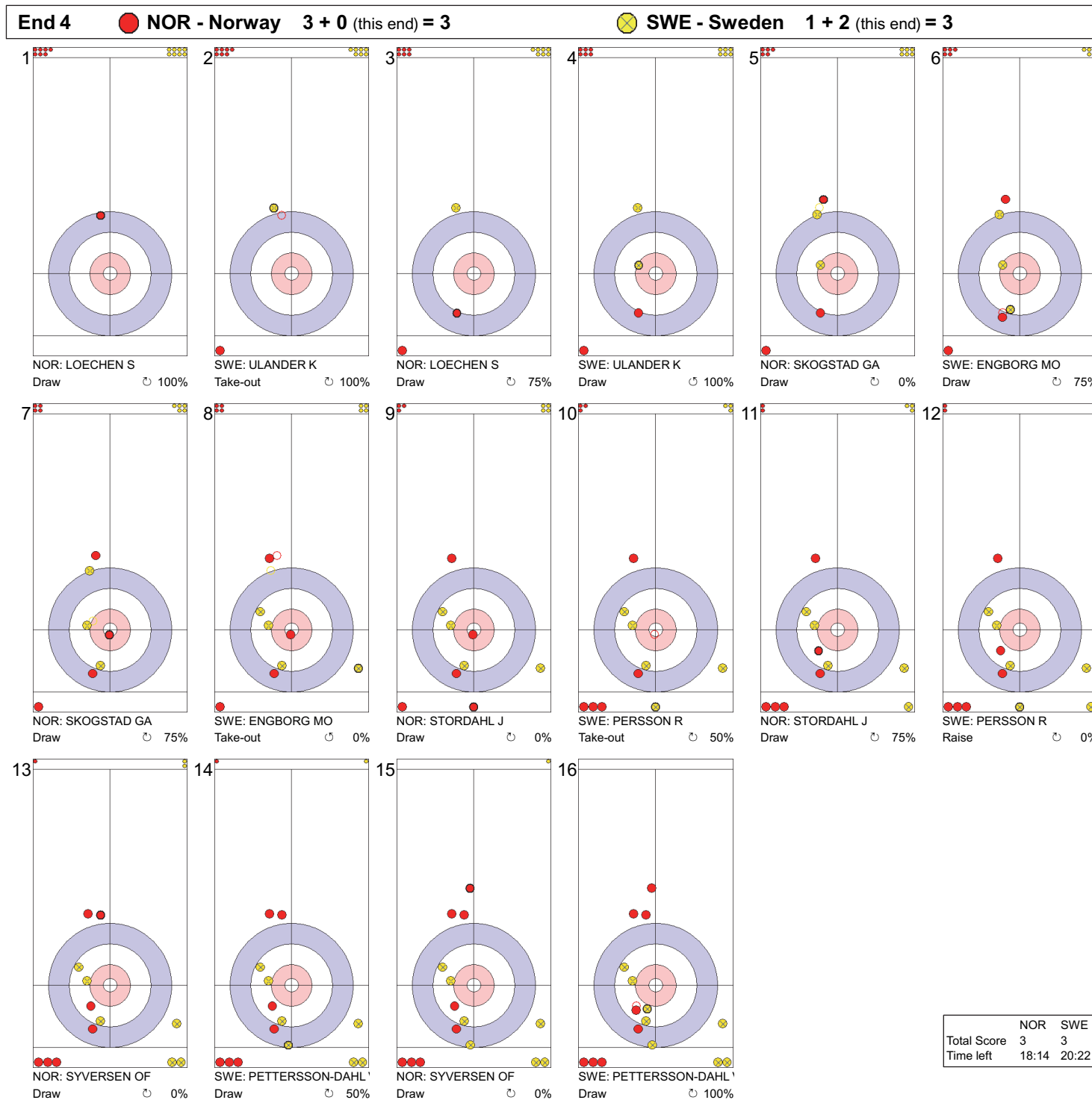


Legend:

↻ Clockwise      ↺ Counter-clockwise      - Not considered



**Game - Shot by Shot**  
每投统计数据



**Legend:**

↻ Clockwise      ↺ Counter-clockwise      - Not considered



**Game - Shot by Shot**  
每投统计数据

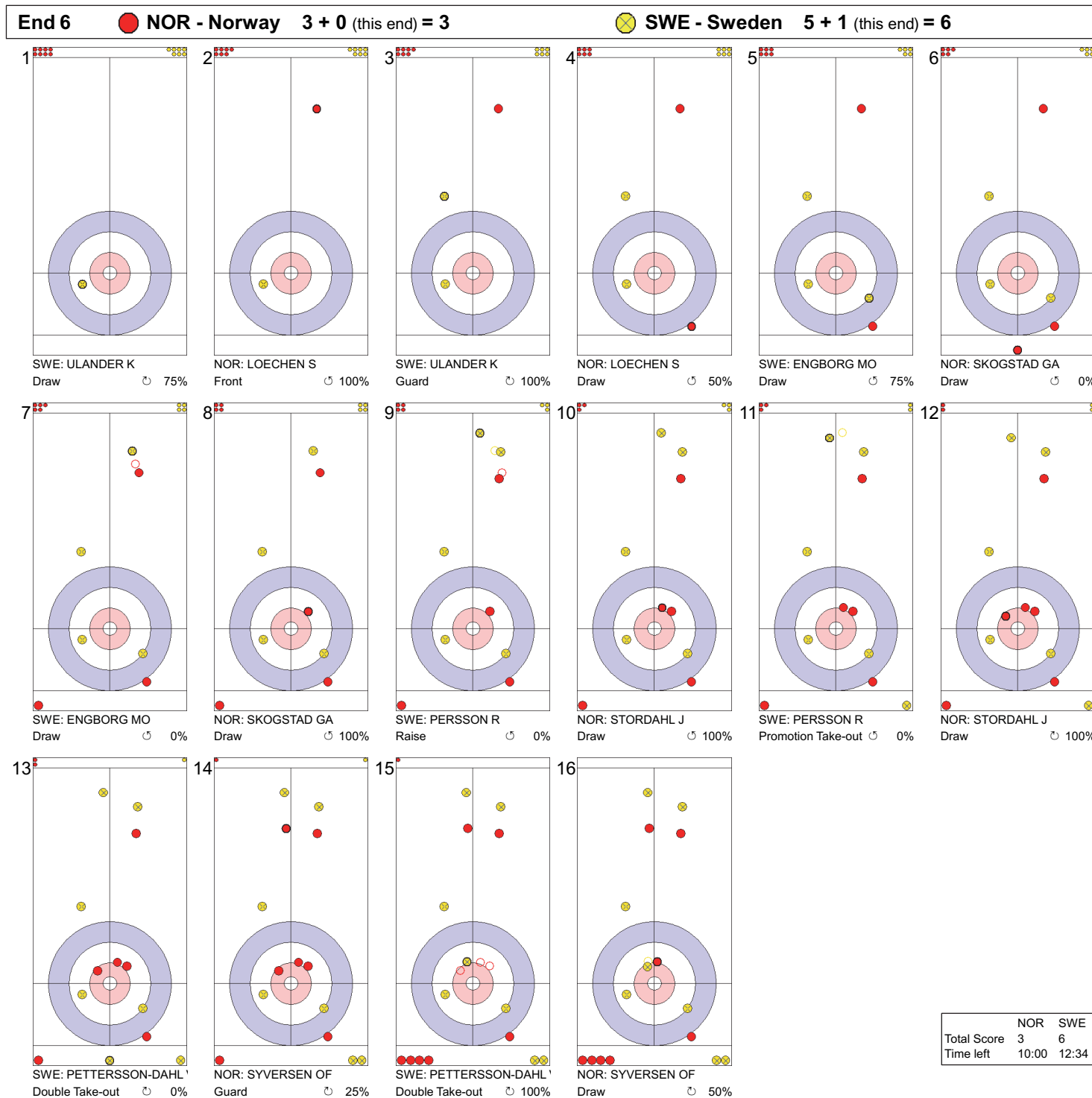


**Legend:**

↻ Clockwise      ↺ Counter-clockwise      - Not considered



Game - Shot by Shot  
每投统计数据



Legend:

↻ Clockwise      ↺ Counter-clockwise      - Not considered



Game - Shot by Shot  
每投统计数据

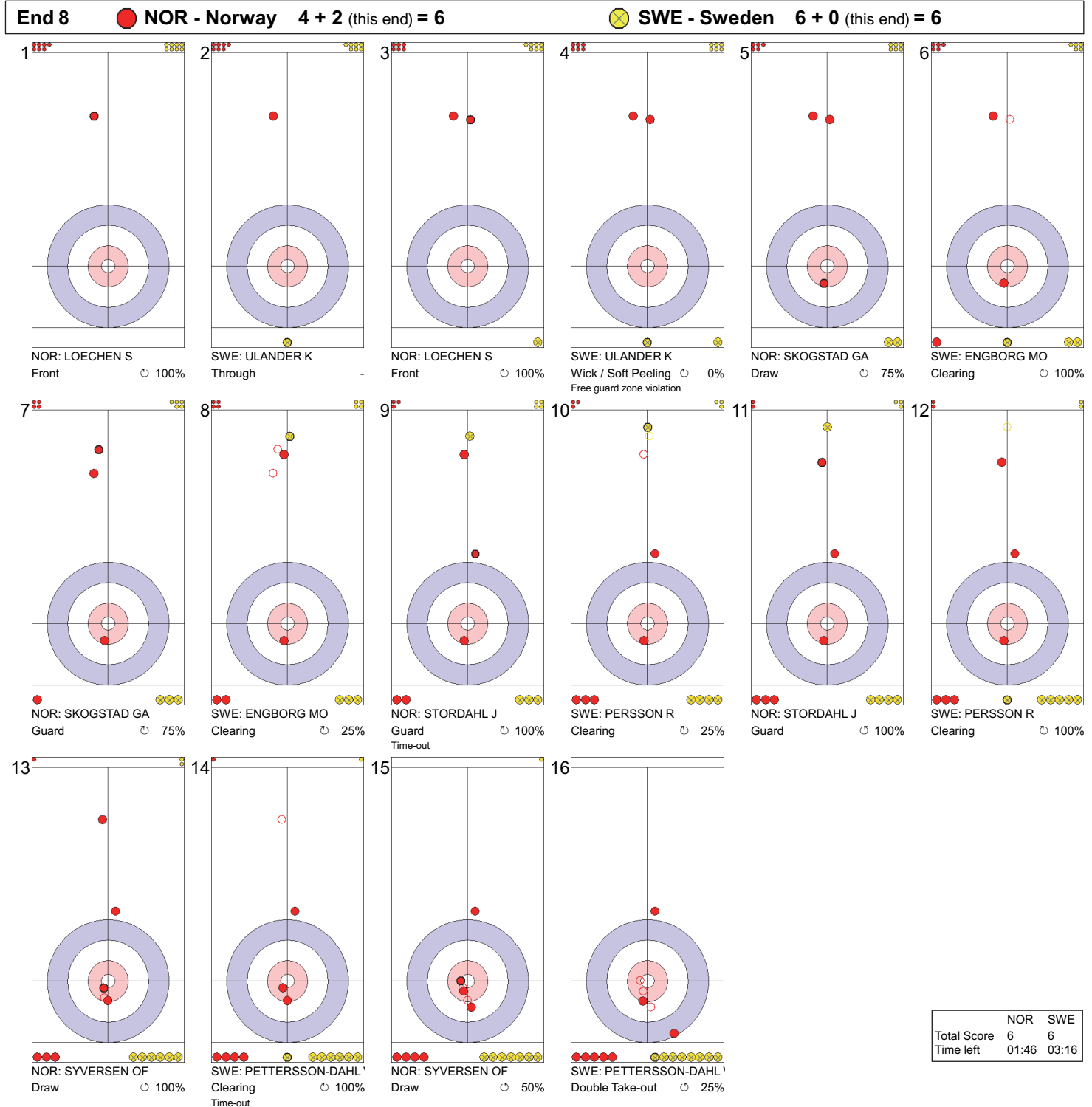


Legend:

↻ Clockwise   ↺ Counter-clockwise   - Not considered



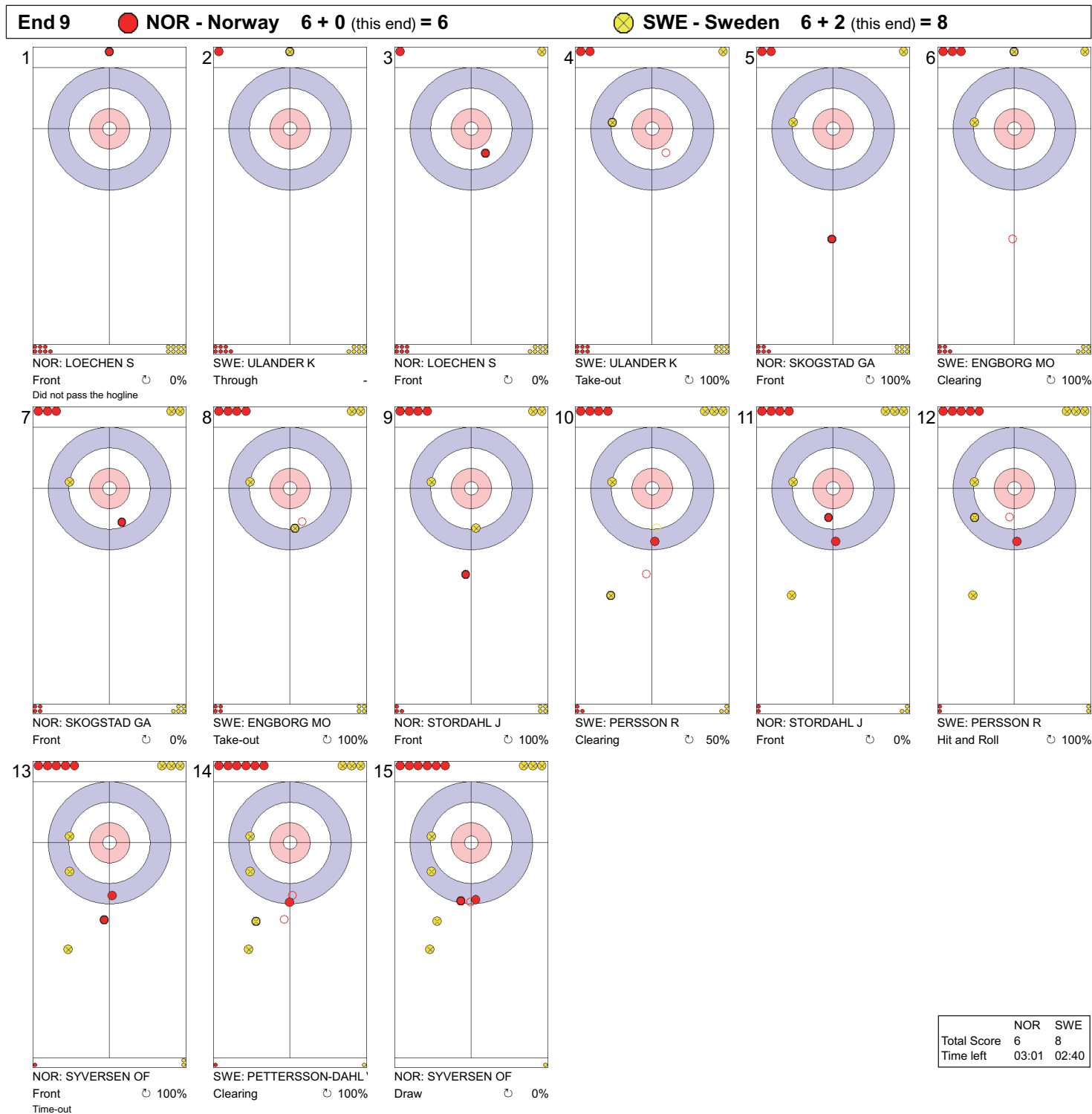
Game - Shot by Shot  
每投统计数据



**Legend:**  
 Clockwise      Counter-clockwise      - Not considered



**Game - Shot by Shot**  
每投统计数据



**Legend:**

🕒 Clockwise      🕒 Counter-clockwise      - Not considered



## Game Results

### 比赛成绩

Sheet	Game	Team	LSFE	1	2	3	4	5	6	7	8	Extra Ends	Total
C	7	EST - Estonia		0	0	0	1	0	0	1	X		2
	7	KOR - Republic of Korea	*	1	0	2	0	1	1	0	X		5

EST - Estonia			Shot Success	
			Game	All
4 S	KOITMAE Andrei	M	61%	55%
3 V	MURASOV Lauri	M	64%	61%
2	MATAS Mait	M	73%	61%
1	RIIDEBACH Katlin	F	48%	69%
A	FALKENBERG Signe	F	-	-
Team Total			62%	62%

KOR - Republic of Korea			Shot Success	
			Game	All
4 S	JANG Jaehyuk	M	70%	58%
3 V	JUNG Sunghun	M	64%	57%
2	YOON Eungu	M	84%	70%
1	BAEK Hyejin	F	64%	68%
A	GO Seungnam	M	-	56%
Team Total			71%	61%

**Last Stone Draw** Distance

⌚	MURASOV Lauri	76.2cm
⌚	KOITMAE Andrei	199.6cm
<b>Total</b>		<b>275.8cm</b>

**Last Stone Draw** Distance

⌚	JANG Jaehyuk	101.0cm
⌚	JUNG Sunghun	132.1cm
<b>Total</b>		<b>233.1cm</b>

Time remaining: 1 minute 24 seconds

Time remaining: 2 minutes 54 seconds

Time-out: End 7 - EST stone 7

### Shot Success Analysis

EST - Estonia		⌚	⌚	Game
4	KOITMAE Andrei	Draws	1 0%	4 81%
	Take-outs	6 42%	5 80%	11 59%
	Total	7 36%	9 81%	16 61%
3	MURASOV Lauri	Draws	3 50%	4 69%
	Take-outs	4 75%	5 60%	9 67%
	Total	7 64%	9 64%	16 64%
2	MATAS Mait	Draws	3 67%	2 88%
	Take-outs	9 67%	2 100%	11 73%
	Total	12 67%	4 94%	16 73%
1	RIIDEBACH Katlin	Draws	11 57%	2 50%
	Take-outs	3 17%	0 -	3 17%
	Total	14 48%	2 50%	16 48%
A	FALKENBERG Signe	Draws	0 -	0 -
	Take-outs	0 -	0 -	0 -
	Total	0 -	0 -	0 -
Team	Draws	18 54%	12 73%	30 62%
	Take-outs	22 55%	12 75%	34 62%
	Total	40 54%	24 74%	64 62%

KOR - Republic of Korea		⌚	⌚	Game
4	JANG Jaehyuk	Draws	2 50%	3 83%
	Take-outs	3 100%	7 57%	10 70%
	Total	5 80%	10 65%	15 70%
3	JUNG Sunghun	Draws	6 67%	1 100%
	Take-outs	3 67%	6 54%	9 58%
	Total	9 67%	7 61%	16 64%
2	YOON Eungu	Draws	8 69%	1 100%
	Take-outs	4 100%	3 100%	7 100%
	Total	12 79%	4 100%	16 84%
1	BAEK Hyejin	Draws	10 93%	0 -
	Take-outs	4 0%	2 50%	6 17%
	Total	14 66%	2 50%	16 64%
A	GO Seungnam	Draws	0 -	0 -
	Take-outs	0 -	0 -	0 -
	Total	0 -	0 -	0 -
Team	Draws	26 76%	5 90%	31 78%
	Take-outs	14 64%	18 63%	32 63%
	Total	40 72%	23 68%	63 71%

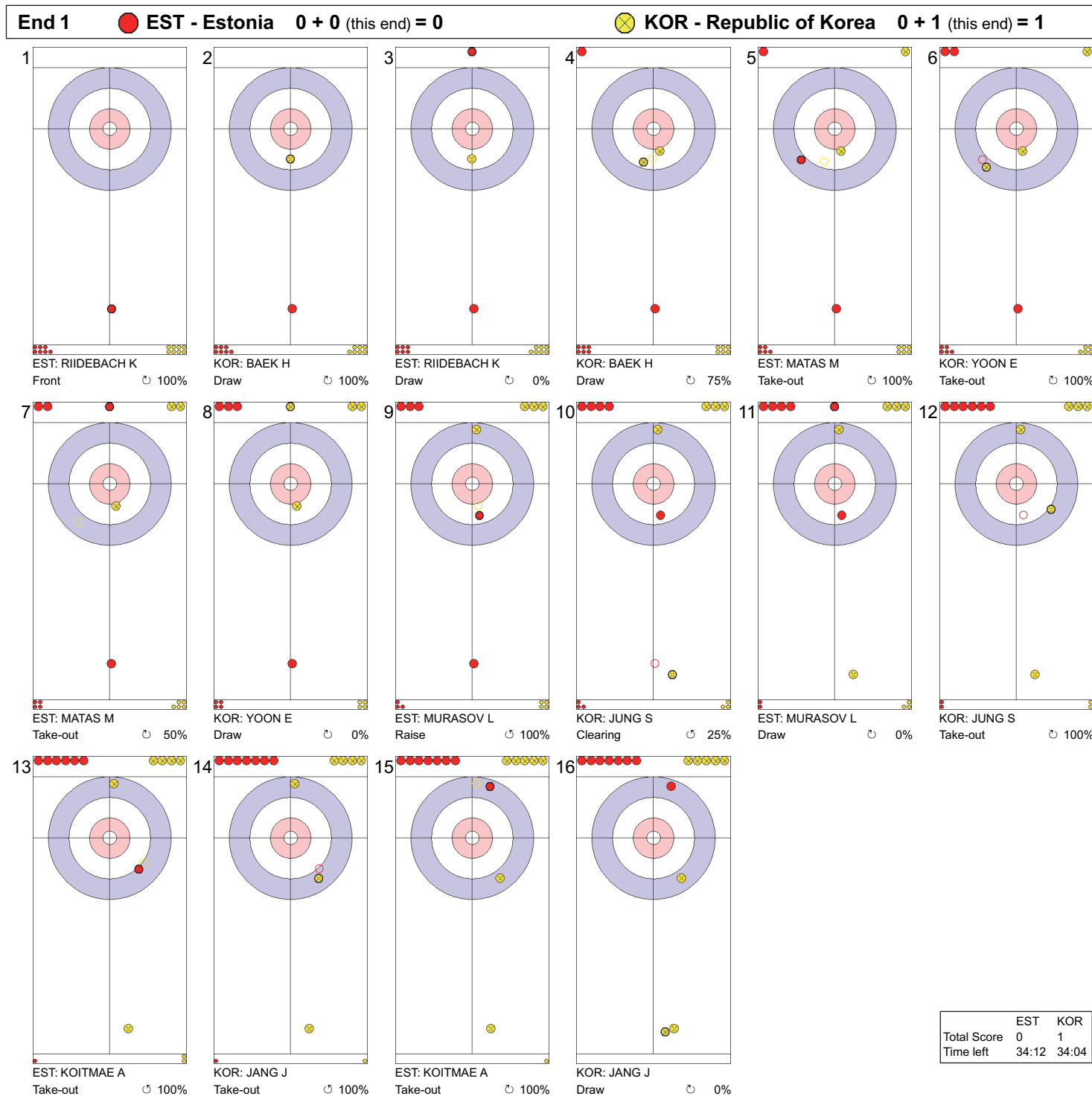
**Note:**  
Position and function for each team member:  
4 = Fourth, 3 = Third, 2 = Second, 1 = Lead, A = Alternate, S = Skip, V = Vice-Skip

**Legend:**  
⌚ Clockwise      ⌚ Counter-clockwise      F Female  
LSFE(\*) Last Stone First End      M Male      X Unplayed/unfinished end due to concession





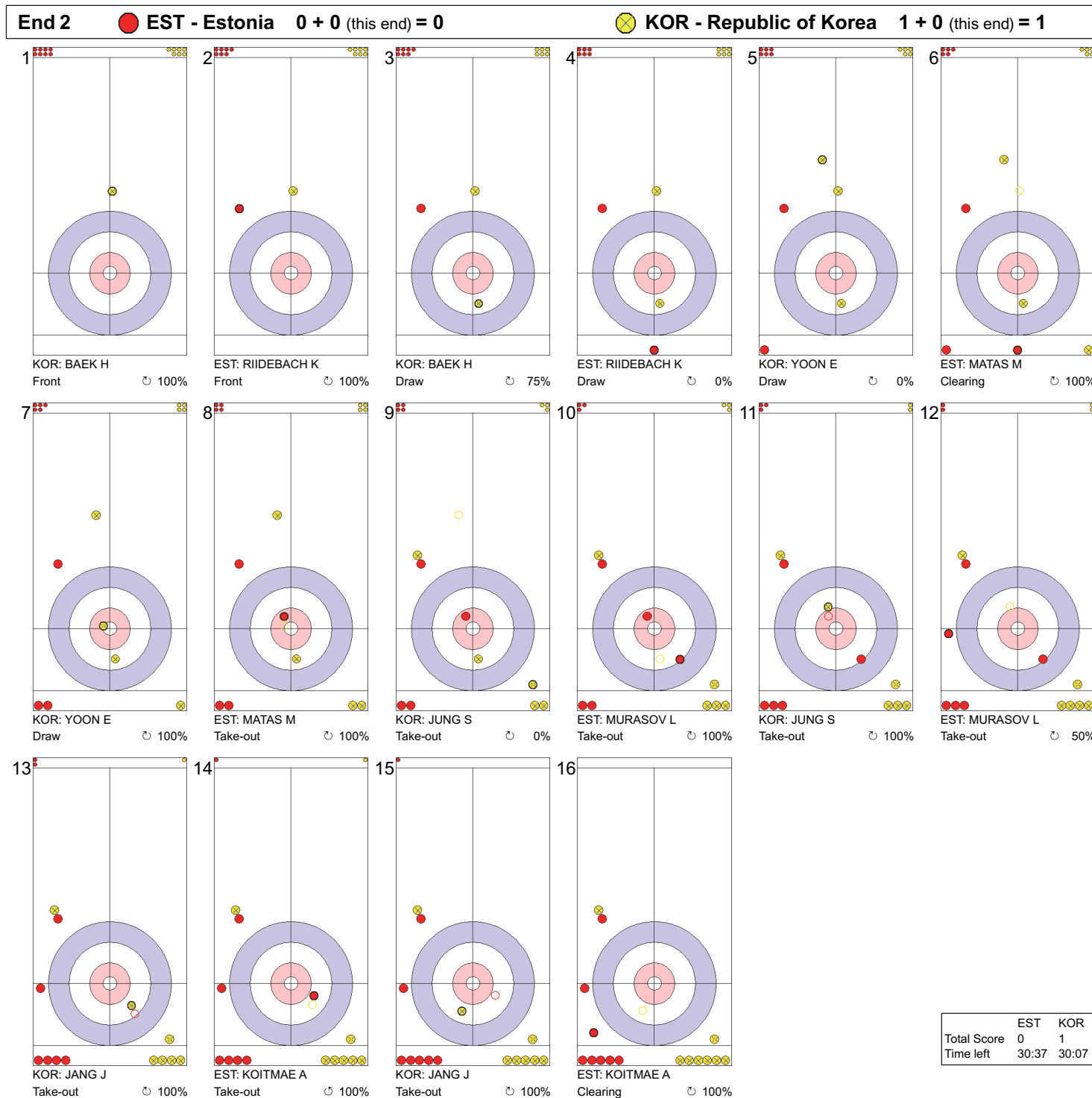
Game - Shot by Shot  
每投统计数据



Legend:   
 ↻ Clockwise      ↺ Counter-clockwise      - Not considered



Game - Shot by Shot  
每投统计数据

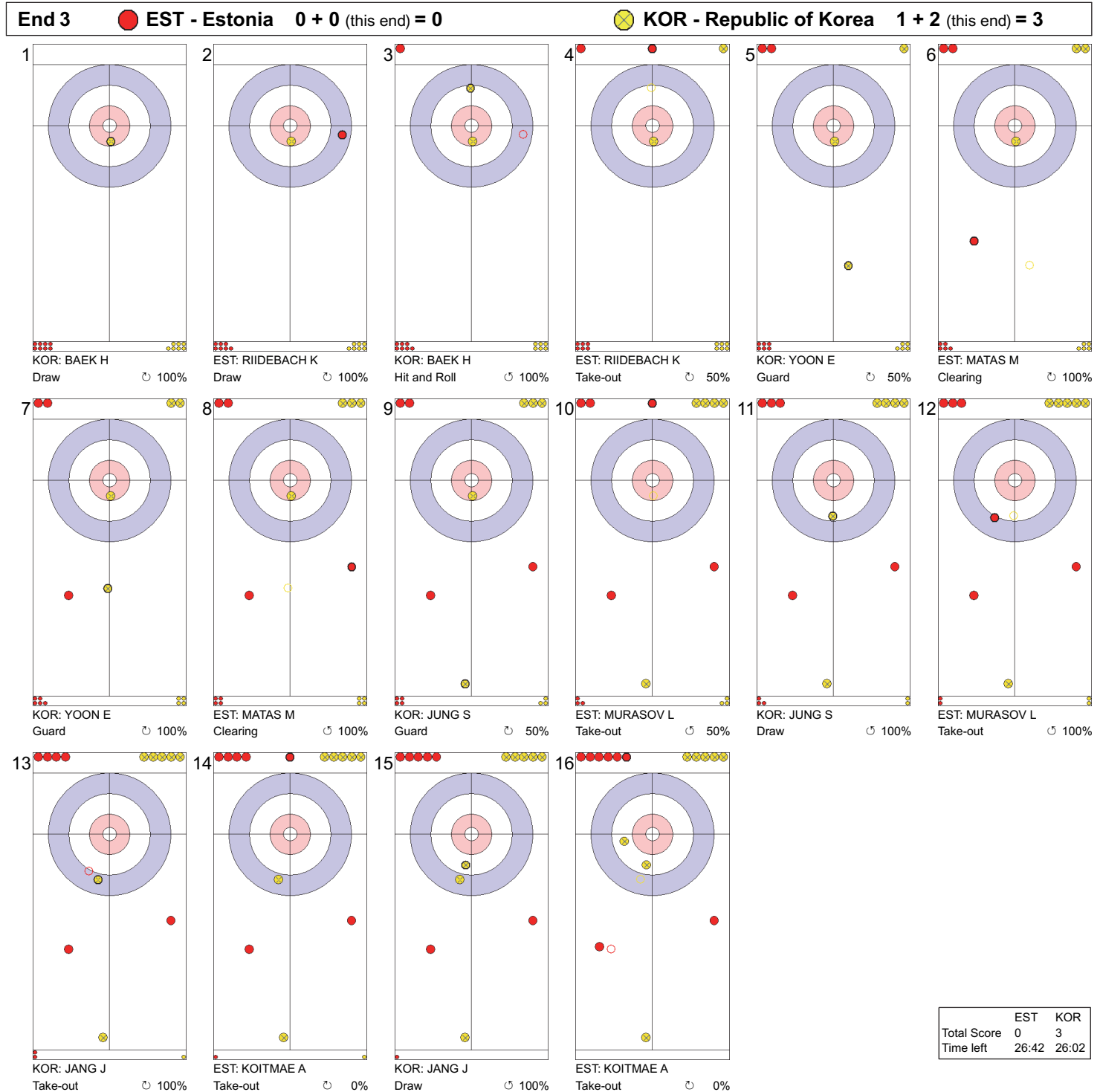


**Legend:**  
 ↻ Clockwise      ↺ Counter-clockwise      - Not considered



Game - Shot by Shot

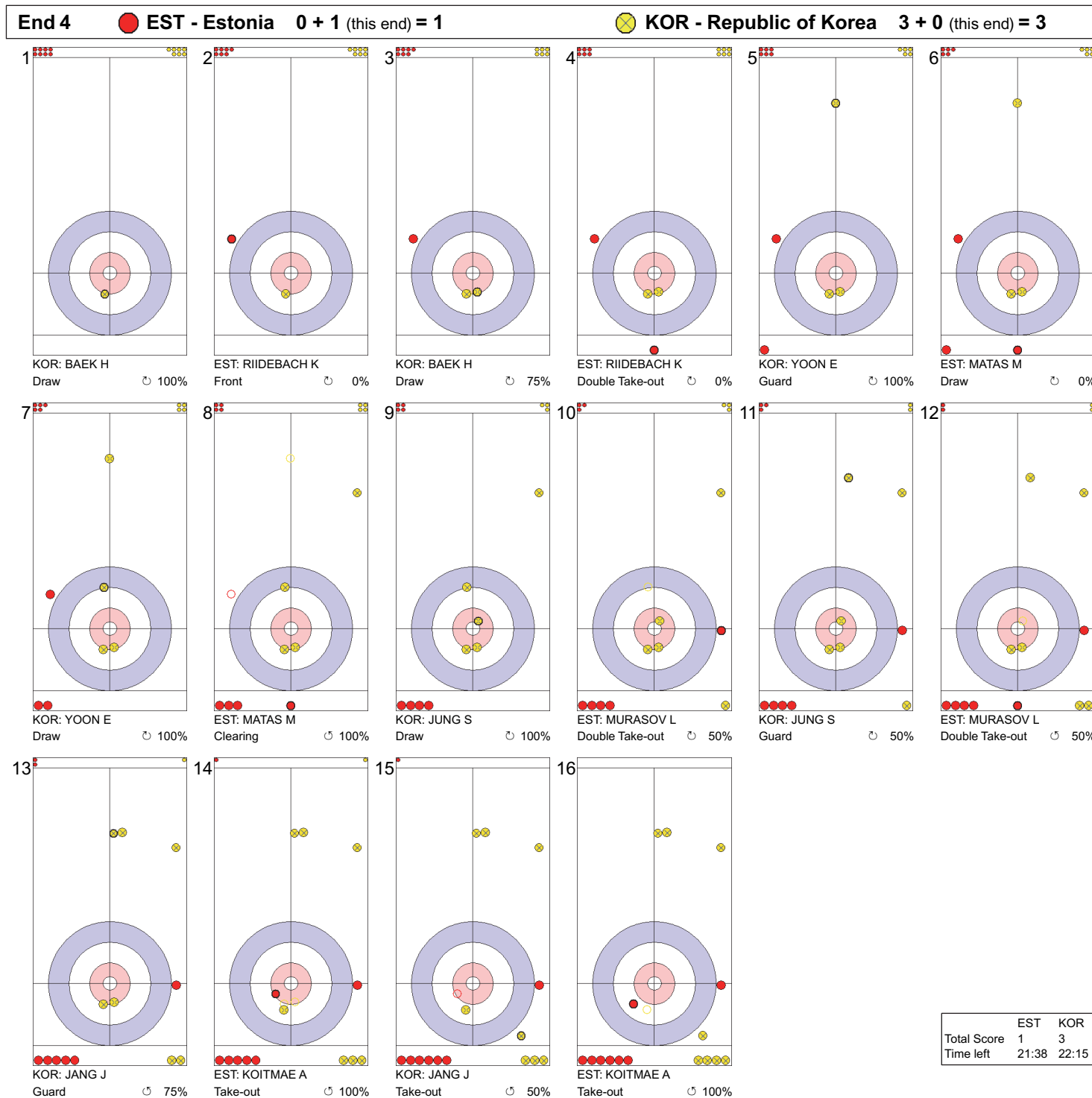
每投统计数据



**Legend:**  
 ↻ Clockwise      ↺ Counter-clockwise      - Not considered



Game - Shot by Shot  
每投统计数据

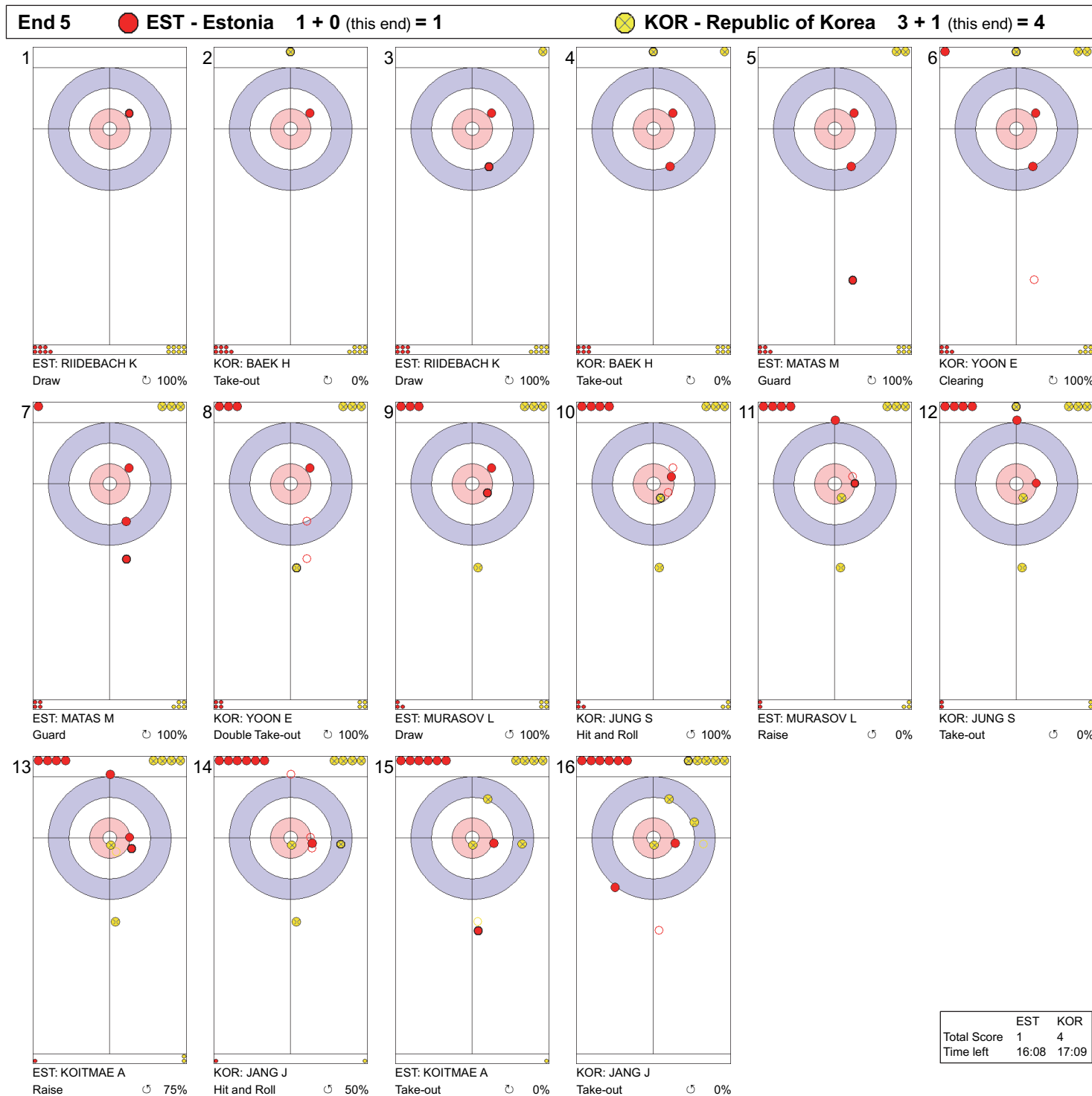


Legend:

↻ Clockwise      ↺ Counter-clockwise      - Not considered



**Game - Shot by Shot**  
每投统计数据

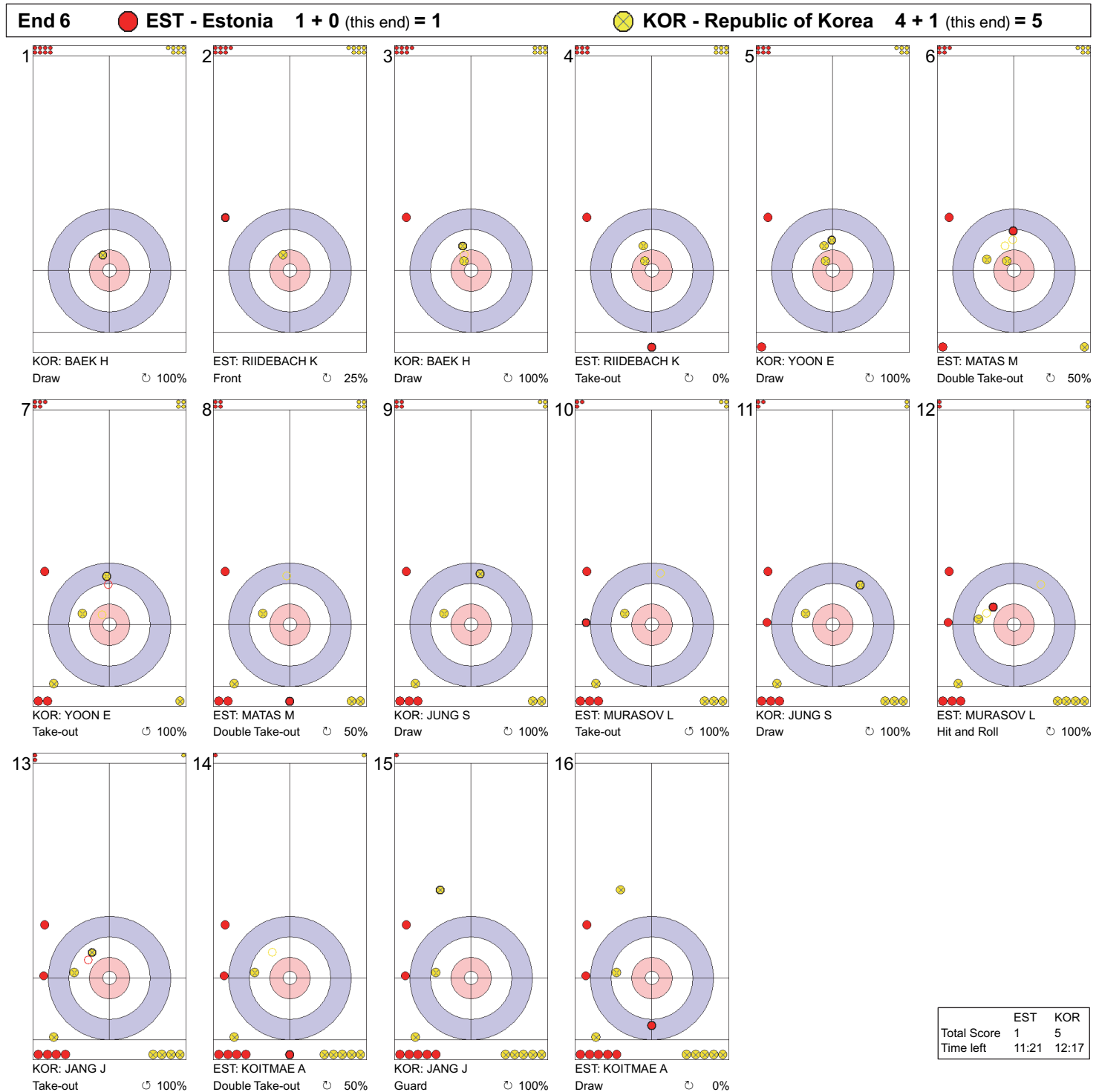


**Legend:**

↻ Clockwise      ↺ Counter-clockwise      - Not considered



Game - Shot by Shot  
每投统计数据



Legend:

↻ Clockwise   ↺ Counter-clockwise   - Not considered



**Game - Shot by Shot**  
每投统计数据

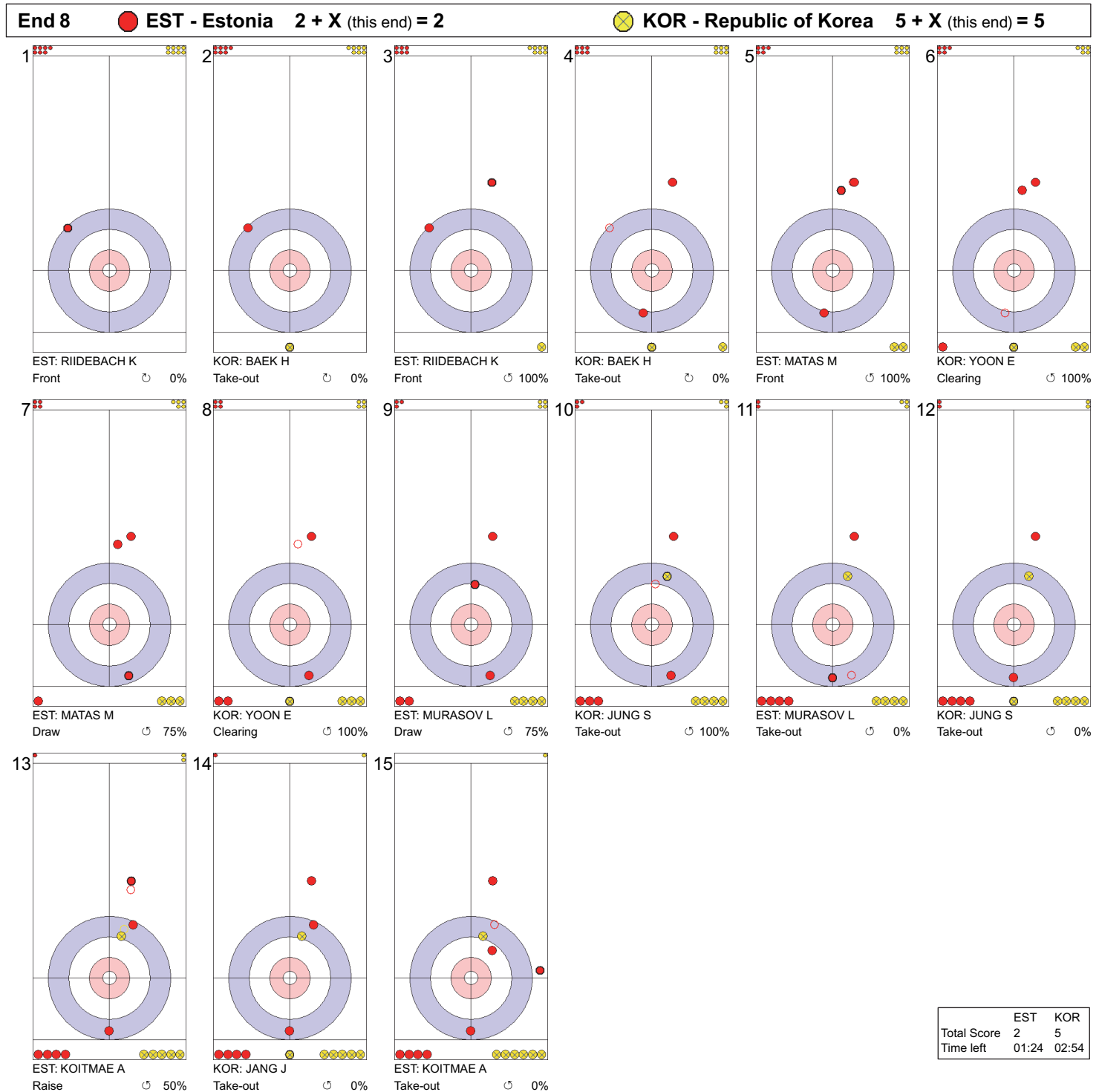


**Legend:**

↻ Clockwise   ↺ Counter-clockwise   - Not considered



Game - Shot by Shot  
每投统计数据



**Legend:**  
 ↻ Clockwise      ↺ Counter-clockwise      - Not considered  
 X Unfinished end due to concession





## Game Results

### 比赛成绩

Sheet	Game	Team	LSFE	1	2	3	4	5	6	7	8	Extra	Ends	Total
D	7	CHN - People's Republic of China	*	0	2	0	0	3	2	0	X			7
	7	SVK - Slovakia		1	0	1	1	0	0	2	X			5

CHN - People's Republic of China			Shot Success		
			Game	All	
4	S	WANG Haitao	M	75%	69%
3	V	CHEN Jianxin	M	80%	71%
2		ZHANG Mingliang	M	77%	73%
1		YAN Zhuo	F	53%	70%
A		SUN Yulong	M	-	-
Team Total				71%	71%

SVK - Slovakia			Shot Success		
			Game	All	
4	V	ZATKO Peter	M	61%	62%
3	S	DURIS Radoslav	M	78%	66%
2		PITONAK Dusan	M	66%	64%
1		KUNKELOVA Monika	F	78%	70%
A		KANOVA Alena	F	-	-
Team Total				71%	65%

**Last Stone Draw** Distance

⌚	CHEN Jianxin	199.6cm
⌚	ZHANG Mingliang	42.0cm
<b>Total</b>		<b>241.6cm</b>

Time remaining: 6 minutes 57 seconds

**Last Stone Draw** Distance

⌚	ZATKO Peter	55.6cm
⌚	PITONAK Dusan	199.6cm
<b>Total</b>		<b>255.2cm</b>

Time remaining: 6 minutes 28 seconds

Time-out: End 7 - SVK stone 7

## Shot Success Analysis

CHN - People's Republic of China		⌚	⌚	Game	
4	WANG Haitao	Draws	0 - 4	100%	4 100%
		Take-outs	3 75%	8 63%	11 66%
		Total	3 75%	12 75%	15 75%
3	CHEN Jianxin	Draws	2 100%	0 -	2 100%
		Take-outs	2 38%	12 83%	14 77%
		Total	4 69%	12 83%	16 80%
2	ZHANG Mingliang	Draws	4 75%	2 38%	6 63%
		Take-outs	5 70%	5 100%	10 85%
		Total	9 72%	7 82%	16 77%
1	YAN Zhuo	Draws	8 38%	1 0%	9 33%
		Take-outs	6 83%	1 50%	7 79%
		Total	14 57%	2 25%	16 53%
A	SUN Yulong	Draws	0 -	0 -	0 -
		Take-outs	0 -	0 -	0 -
		Total	0 -	0 -	0 -
Team		Draws	14 57%	7 68%	21 61%
		Take-outs	16 72%	26 79%	42 76%
		Total	30 65%	33 77%	63 71%

SVK - Slovakia		⌚	⌚	Game	
4	ZATKO Peter	Draws	4 75%	4 56%	8 66%
		Take-outs	4 50%	4 63%	8 56%
		Total	8 63%	8 59%	16 61%
3	DURIS Radoslav	Draws	3 100%	4 75%	7 86%
		Take-outs	5 70%	4 75%	9 72%
		Total	8 81%	8 75%	16 78%
2	PITONAK Dusan	Draws	6 88%	4 69%	10 80%
		Take-outs	5 50%	1 0%	6 42%
		Total	11 70%	5 55%	16 66%
1	KUNKELOVA Monika	Draws	12 88%	3 33%	15 77%
		Take-outs	1 100%	0 -	1 100%
		Total	13 88%	3 33%	16 78%
A	KANOVA Alena	Draws	0 -	0 -	0 -
		Take-outs	0 -	0 -	0 -
		Total	0 -	0 -	0 -
Team		Draws	25 87%	15 60%	40 77%
		Take-outs	15 60%	9 61%	24 60%
		Total	40 77%	24 60%	64 71%



**Note:**  
Position and function for each team member:  
4 = Fourth, 3 = Third, 2 = Second, 1 = Lead, A = Alternate, S = Skip, V = Vice-Skip

**Legend:**  
⌚ Clockwise      ⌚ Counter-clockwise      F Female  
LSFE(\*) Last Stone First End      M Male      X Unplayed/unfinished end due to concession



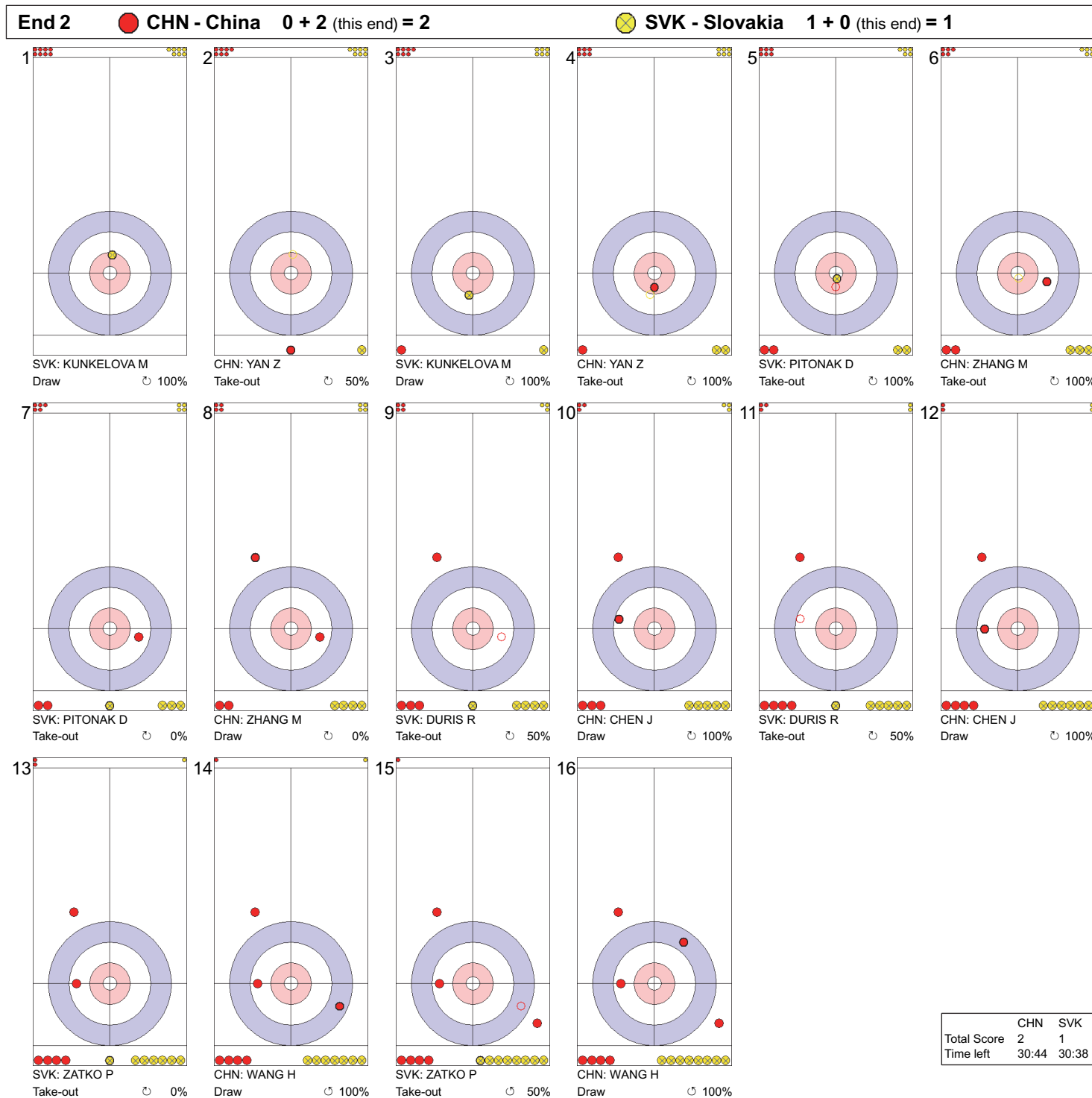
**Game - Shot by Shot**  
每投统计数据



**Legend:**  
 Clockwise     
  Counter-clockwise     
 - Not considered



Game - Shot by Shot  
每投统计数据



Legend:

↻ Clockwise      ↺ Counter-clockwise      - Not considered



**Game - Shot by Shot**  
每投统计数据



**Legend:**  
 ↻ Clockwise      ↺ Counter-clockwise      - Not considered



**Game - Shot by Shot**  
每投统计数据



	CHN	SVK
Total Score	2	3
Time left	20:36	22:18

**Legend:**  
 ⌚ Clockwise      ⌚ Counter-clockwise      - Not considered



**Game - Shot by Shot**  
每投统计数据

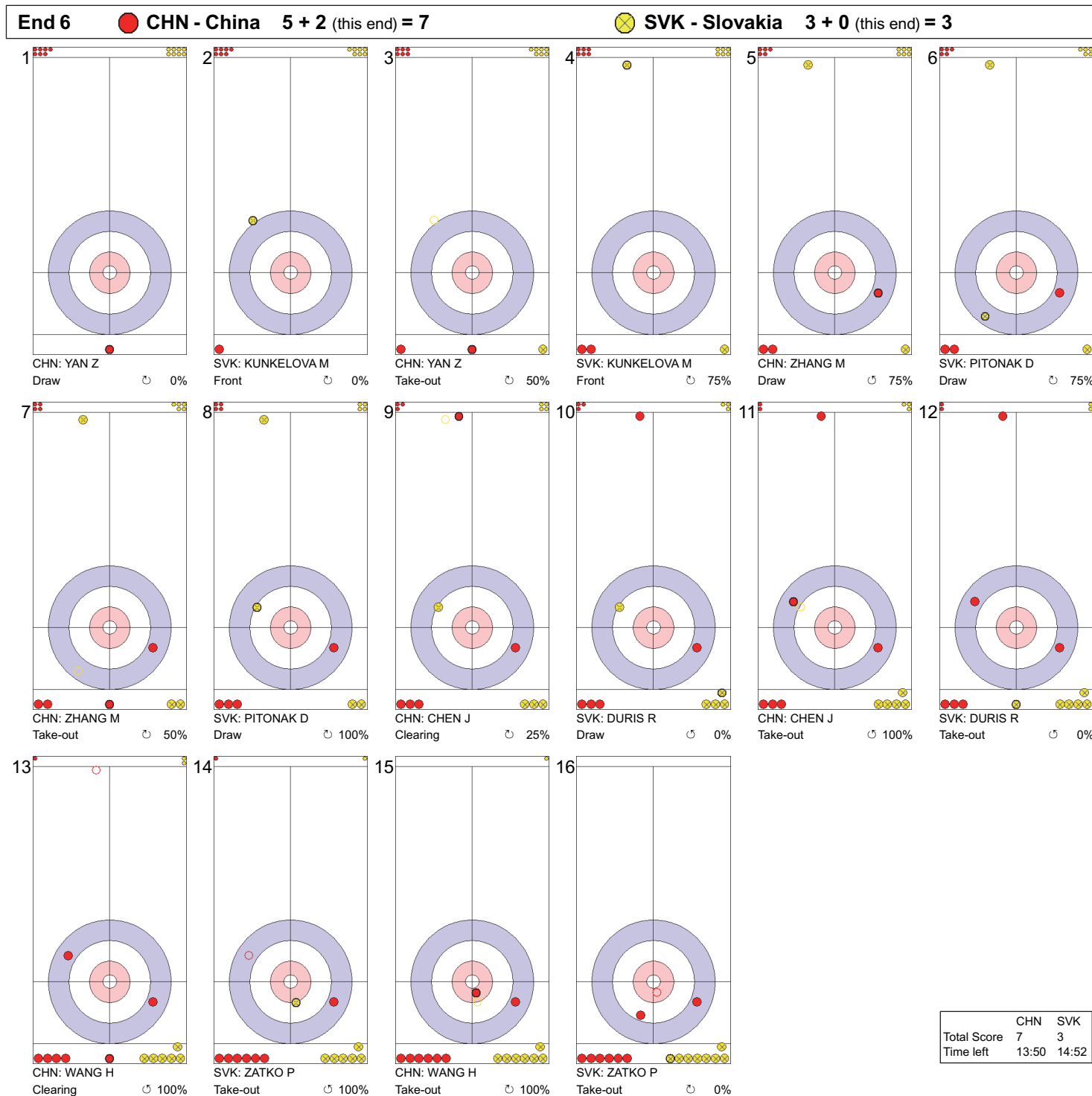


**Legend:**

↻ Clockwise   ↺ Counter-clockwise   - Not considered



**Game - Shot by Shot**  
每投统计数据

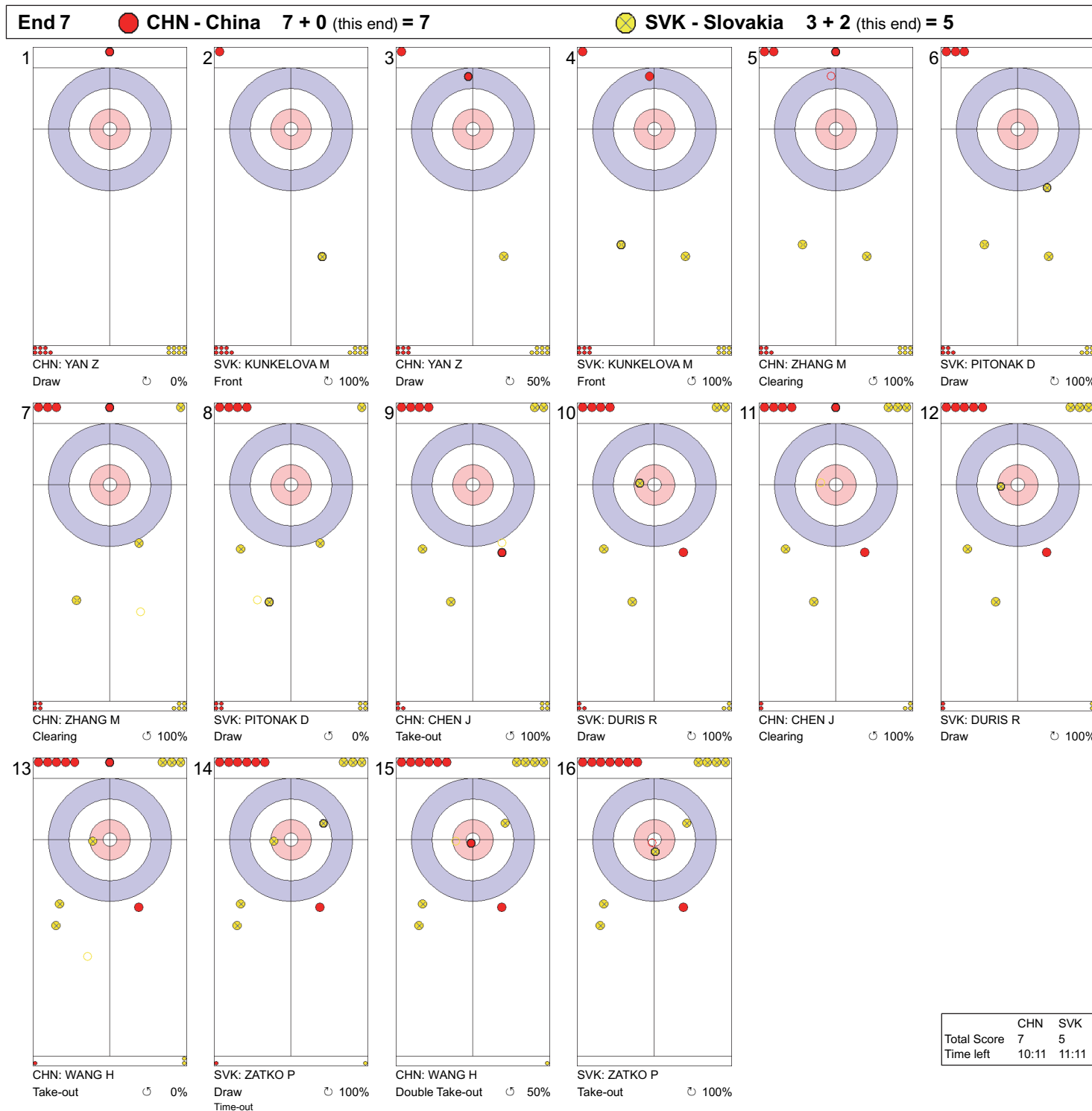


**Legend:**

↻ Clockwise      ↺ Counter-clockwise      - Not considered



**Game - Shot by Shot**  
每投统计数据



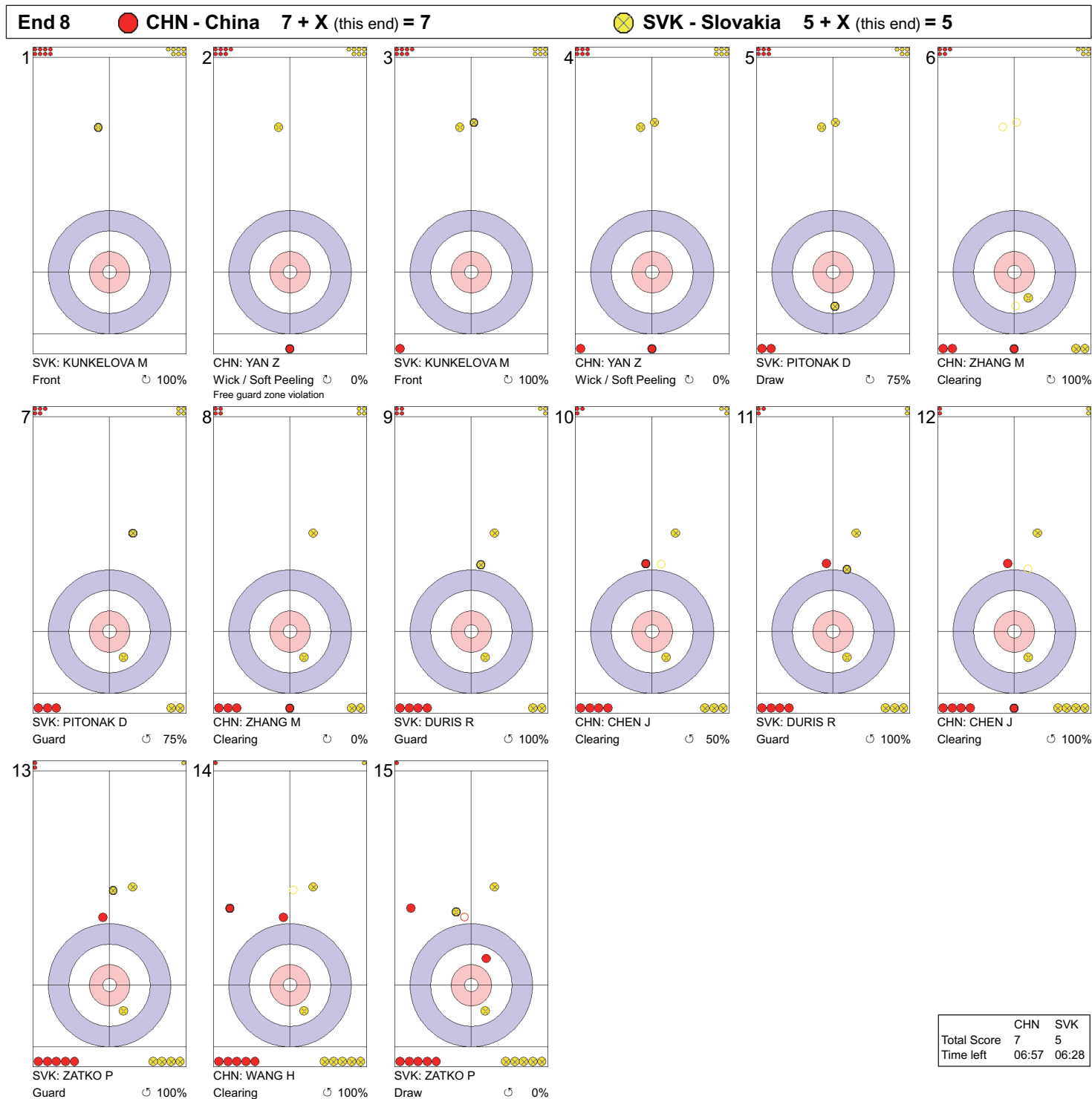
**Legend:**

↻ Clockwise      ↺ Counter-clockwise      - Not considered





Game - Shot by Shot  
每投统计数据



Legend:

- ↻ Clockwise
- ↺ Counter-clockwise
- Not considered
- X Unfinished end due to concession



## Session Results and Standings

每轮比赛成绩和排名

Sheet	Game	Team	LSFE	1	2	3	4	5	6	7	8	Extra Ends	Total
A	6	GBR - Great Britain		0	0	0	0	1	1	1	1		4
	6	SWE - Sweden	*	0	3	2	1	0	0	0	0		6
B	7	CAN - Canada		1	1	0	1	0	4	0	1		8
	6	SVK - Slovakia	*	0	0	2	0	4	0	3	0		9
C	6	CHN - People's Republic of China		0	5	0	3	2	0	X	X		10
	6	USA - United States of America	*	0	0	1	0	0	1	X	X		2
D	7	NOR - Norway		0	2	0	2	2	1	0	1		8
	7	SUI - Switzerland	*	2	0	2	0	0	0	1	0		5

## Current Standings

Rank	Team	Games	Wins	Losses
1	SWE - Sweden	6	5	1
2	CHN - People's Republic of China	6	4	2
2	SVK - Slovakia	6	4	2
4	CAN - Canada	7	4	3
4	LAT - Latvia	7	4	3
4	NOR - Norway	7	4	3
7	GBR - Great Britain	6	3	3
8	EST - Estonia	6	2	4
8	KOR - Republic of Korea	6	2	4
8	USA - United States of America	6	2	4
11	SUI - Switzerland	7	1	6

**Note:**  
Under WCF rules, tie-breaking rules for standings are not applied until after the last game of the round robin.

**Legend:**  
LSFE(\*) Last Stone First End      X      Unplayed/unfinished end due to concession





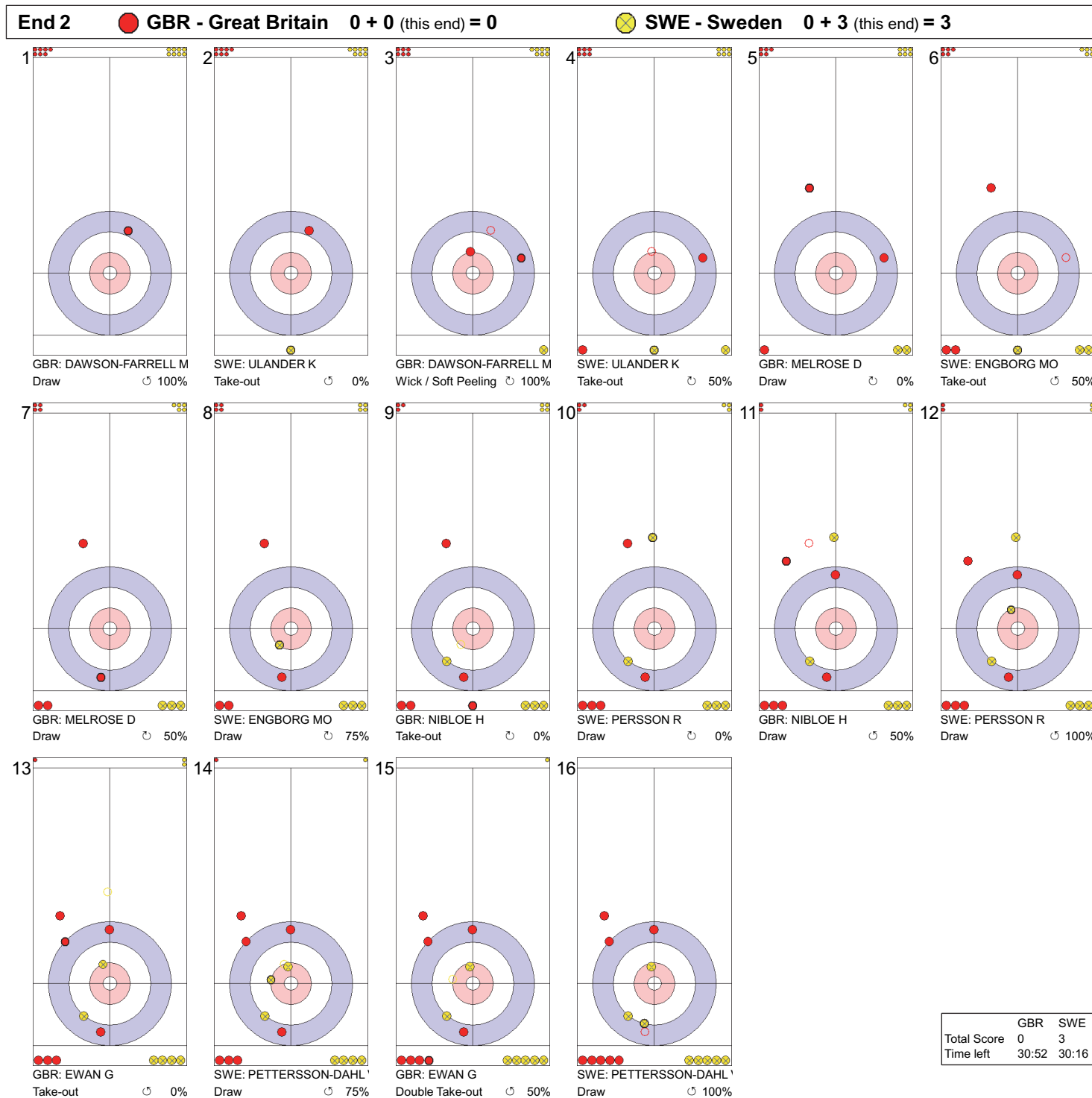
Game - Shot by Shot  
每投统计数据



Legend:   
 Clockwise      Counter-clockwise      - Not considered



Game - Shot by Shot  
每投统计数据

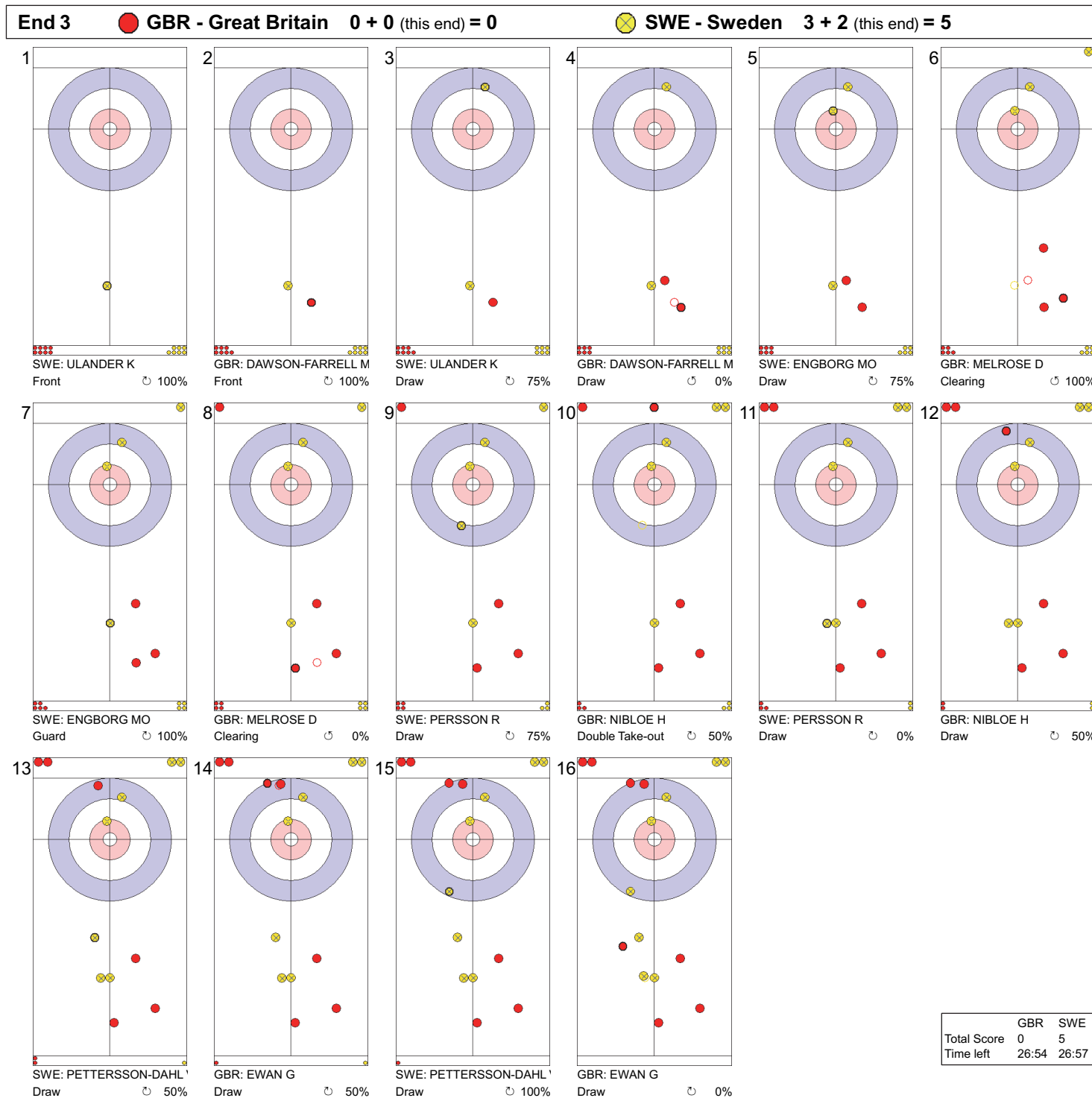


Legend:

↻ Clockwise   ↺ Counter-clockwise   - Not considered



Game - Shot by Shot  
每投统计数据

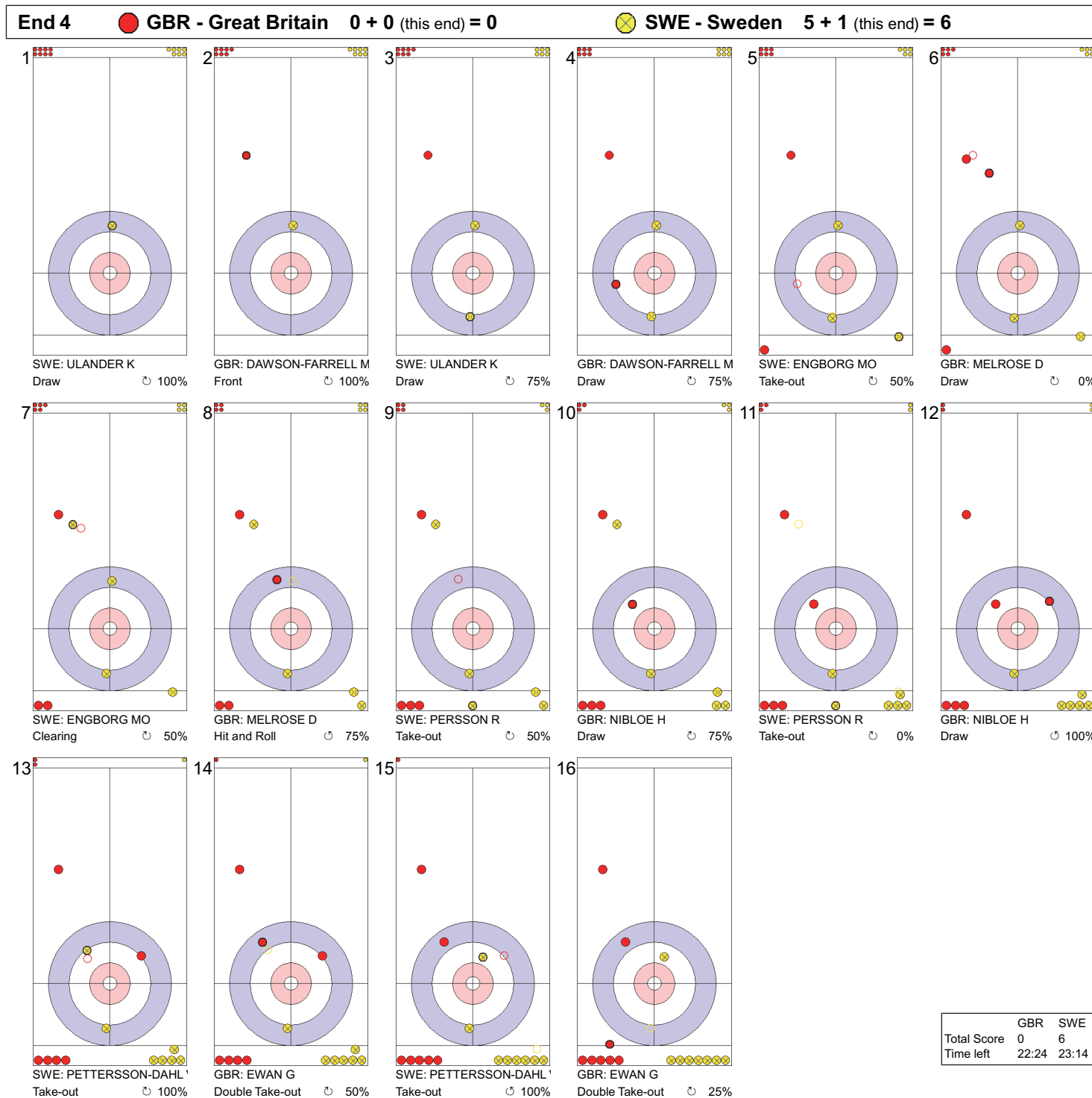


Legend:

↻ Clockwise      ↺ Counter-clockwise      - Not considered



Game - Shot by Shot  
每投统计数据



Legend:

↻ Clockwise   ↺ Counter-clockwise   - Not considered



**Game - Shot by Shot**  
每投统计数据



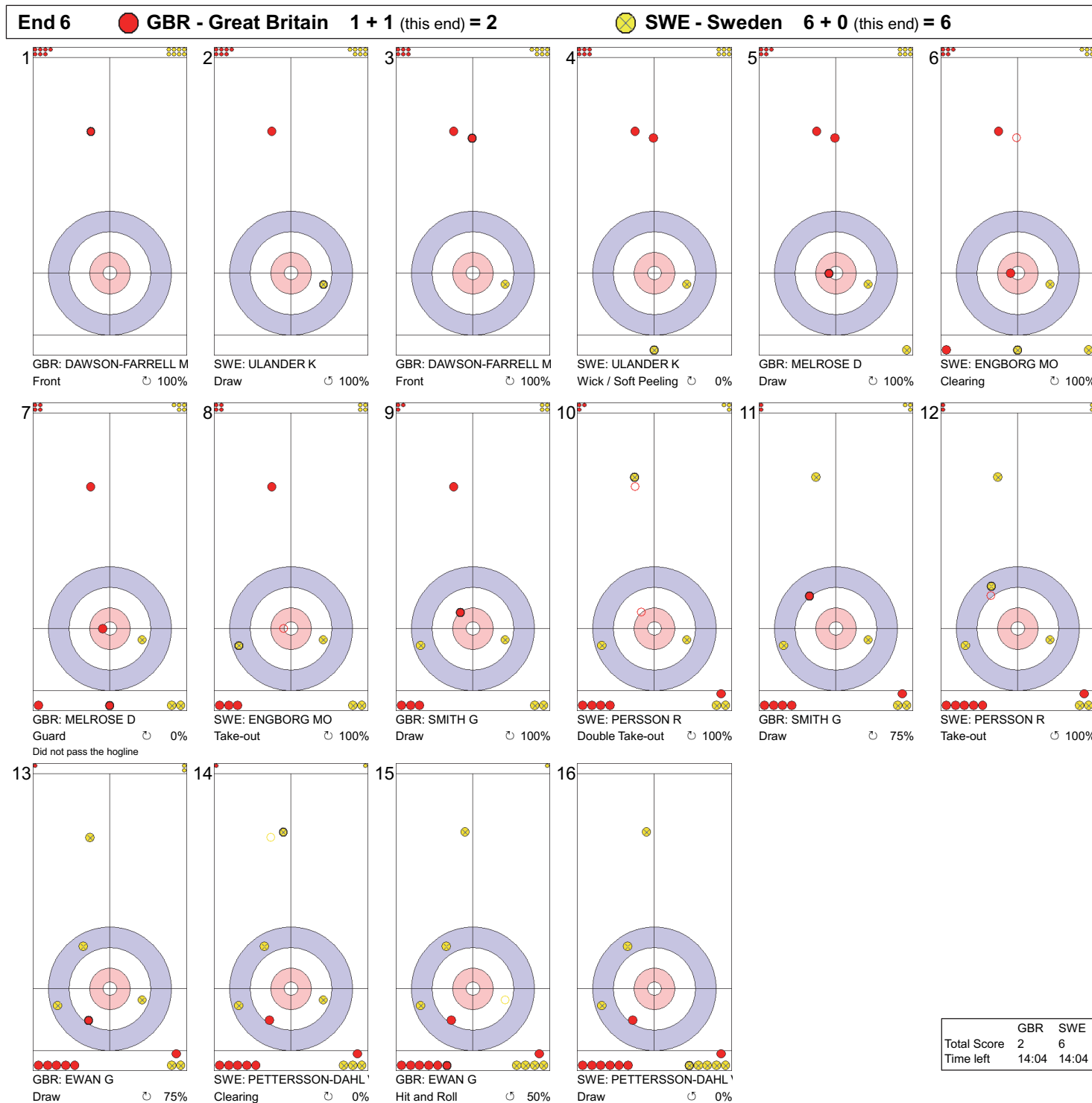
**Legend:**

↻ Clockwise      ↺ Counter-clockwise      - Not considered





Game - Shot by Shot  
每投统计数据

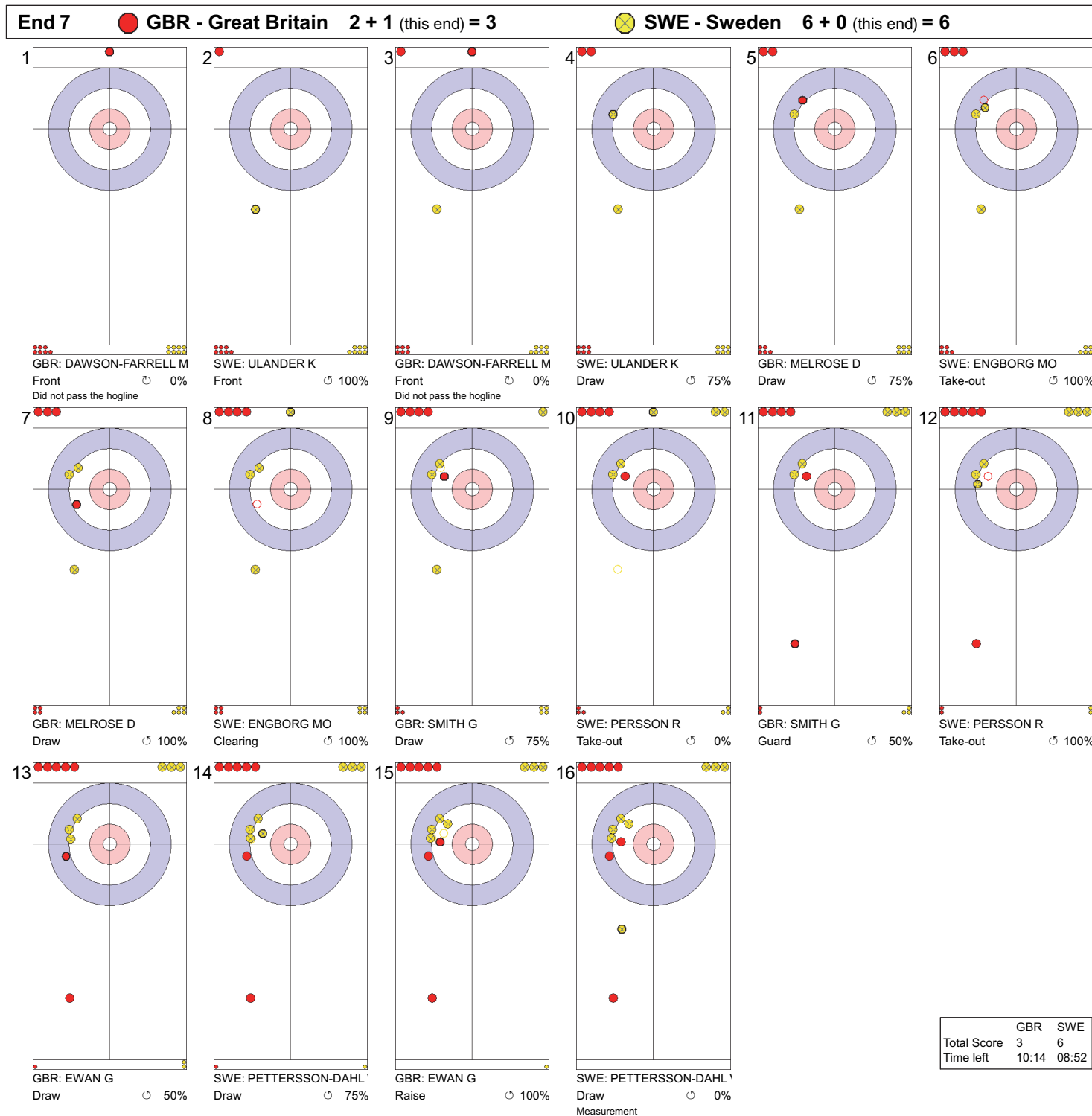


Legend:

↻ Clockwise   ↺ Counter-clockwise   - Not considered



Game - Shot by Shot  
每投统计数据

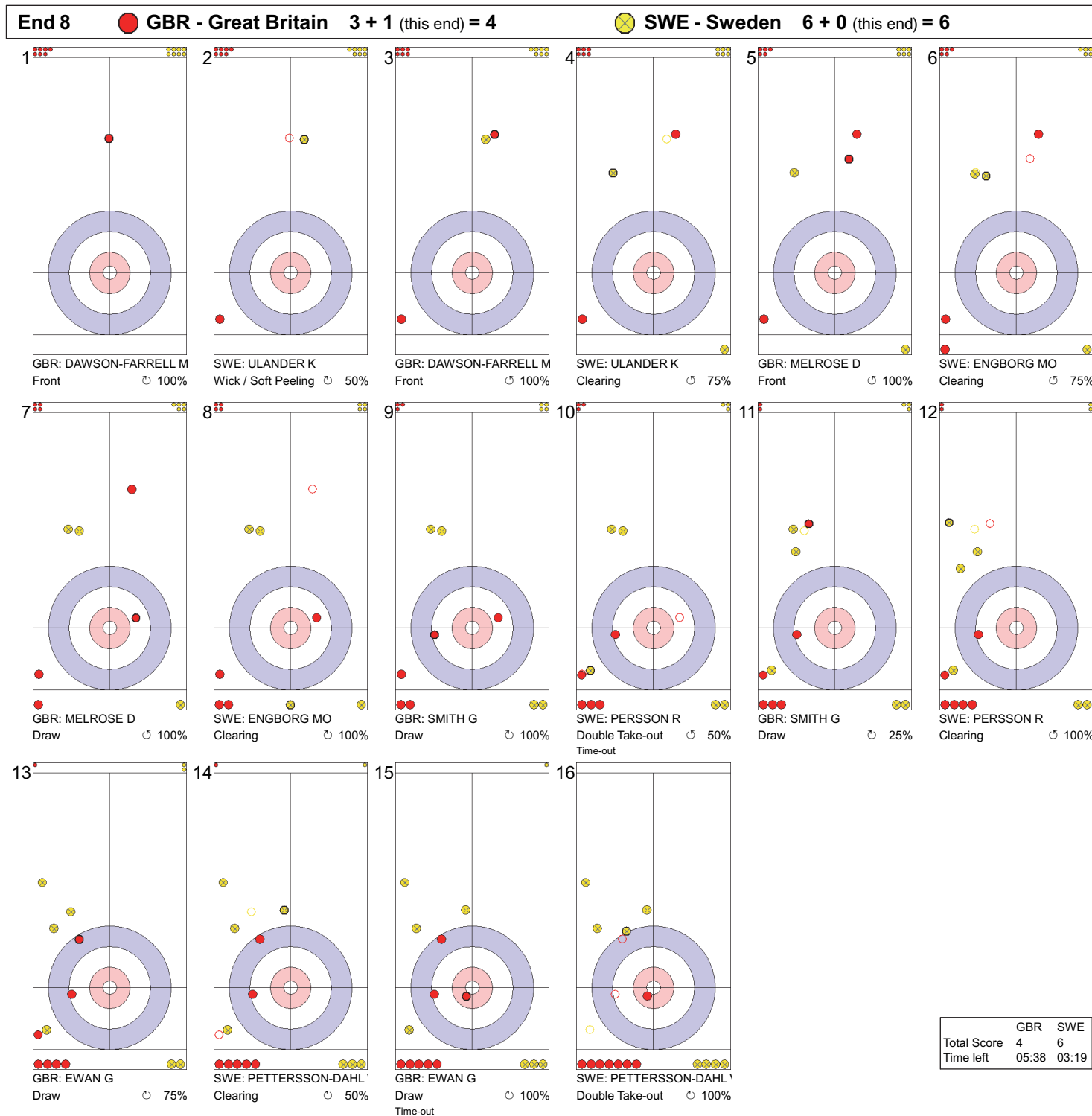


Legend:

↻ Clockwise   ↺ Counter-clockwise   - Not considered



Game - Shot by Shot  
每投统计数据



Legend:

🕒 Clockwise

🕒 Counter-clockwise

- Not considered



## Game Results

### 比赛成绩

Sheet	Game	Team	LSFE	1	2	3	4	5	6	7	8	Extra Ends	Total
B	7	CAN - Canada		1	1	0	1	0	4	0	1		8
	6	SVK - Slovakia	*	0	0	2	0	4	0	3	0		9

CAN - Canada			Shot Success	
			Game	All
4	THURSTON Jon	M	73%	66%
3 V	FORREST Ina	F	69%	70%
2	THIESSEN Dennis	M	61%	64%
1 S	IDESON Mark	M	70%	81%
A	JOSEPH Collinda	F	-	75%
Team Total			68%	70%

SVK - Slovakia			Shot Success	
			Game	All
4 V	ZATKO Peter	M	69%	62%
3 S	DURIS Radoslav	M	72%	63%
2	PITONAK Dusan	M	61%	64%
1	KUNKELOVA Monika	F	81%	68%
A	KANOVA Alena	F	-	-
Team Total			71%	64%

Last Stone Draw		Distance
⌚	FORREST Ina	51.4cm
⌚	THURSTON Jon	148.2cm
<b>Total</b>		<b>199.6cm</b>

Time remaining: 0 minutes 43 seconds

Time-out: End 5 - CAN stone 7

Last Stone Draw		Distance
⌚	KUNKELOVA Monika	20.7cm
⌚	DURIS Radoslav	49.0cm
<b>Total</b>		<b>69.7cm</b>

Time remaining: 6 minutes 34 seconds

Time-out: End 7 - SVK stone 3

## Shot Success Analysis

CAN - Canada		⌚	⌚	Game
4 THURSTON Jon	Draws	3 33%	5 90%	8 69%
	Take-outs	4 88%	4 69%	8 78%
	Total	7 64%	9 81%	16 73%
3 FORREST Ina	Draws	1 100%	4 81%	5 85%
	Take-outs	5 50%	6 71%	11 61%
	Total	6 58%	10 75%	16 69%
2 THIESSEN Dennis	Draws	1 25%	2 100%	3 75%
	Take-outs	4 63%	9 56%	13 58%
	Total	5 55%	11 64%	16 61%
1 IDESON Mark	Draws	10 63%	3 100%	13 71%
	Take-outs	2 75%	1 50%	3 67%
	Total	12 65%	4 88%	16 70%
A JOSEPH Collinda	Draws	0 -	0 -	0 -
	Take-outs	0 -	0 -	0 -
	Total	0 -	0 -	0 -
Team	Draws	15 57%	14 91%	29 73%
	Take-outs	15 67%	20 63%	35 64%
	Total	30 62%	34 74%	64 68%

SVK - Slovakia		⌚	⌚	Game
4 ZATKO Peter	Draws	4 100%	1 0%	5 80%
	Take-outs	6 63%	5 65%	11 64%
	Total	10 78%	6 54%	16 69%
3 DURIS Radoslav	Draws	4 94%	1 100%	5 95%
	Take-outs	10 58%	1 100%	11 61%
	Total	14 68%	2 100%	16 72%
2 PITONAK Dusan	Draws	3 58%	2 50%	5 55%
	Take-outs	7 68%	4 56%	11 64%
	Total	10 65%	6 54%	16 61%
1 KUNKELOVA Monika	Draws	11 82%	3 67%	14 79%
	Take-outs	2 100%	0 -	2 100%
	Total	13 85%	3 67%	16 81%
A KANOVA Alena	Draws	0 -	0 -	0 -
	Take-outs	0 -	0 -	0 -
	Total	0 -	0 -	0 -
Team	Draws	22 84%	7 57%	29 78%
	Take-outs	25 65%	10 65%	35 65%
	Total	47 74%	17 62%	64 71%

### Note:

Position and function for each team member:

4 = Fourth, 3 = Third, 2 = Second, 1 = Lead, A = Alternate, S = Skip, V = Vice-Skip

### Legend:

⌚ Clockwise

⌚ Counter-clockwise

F Female

LSFE(\*) Last Stone First End

M Male







Game - Shot by Shot  
每投统计数据



Legend:

↻ Clockwise      ↺ Counter-clockwise      - Not considered







Game - Shot by Shot  
每投统计数据

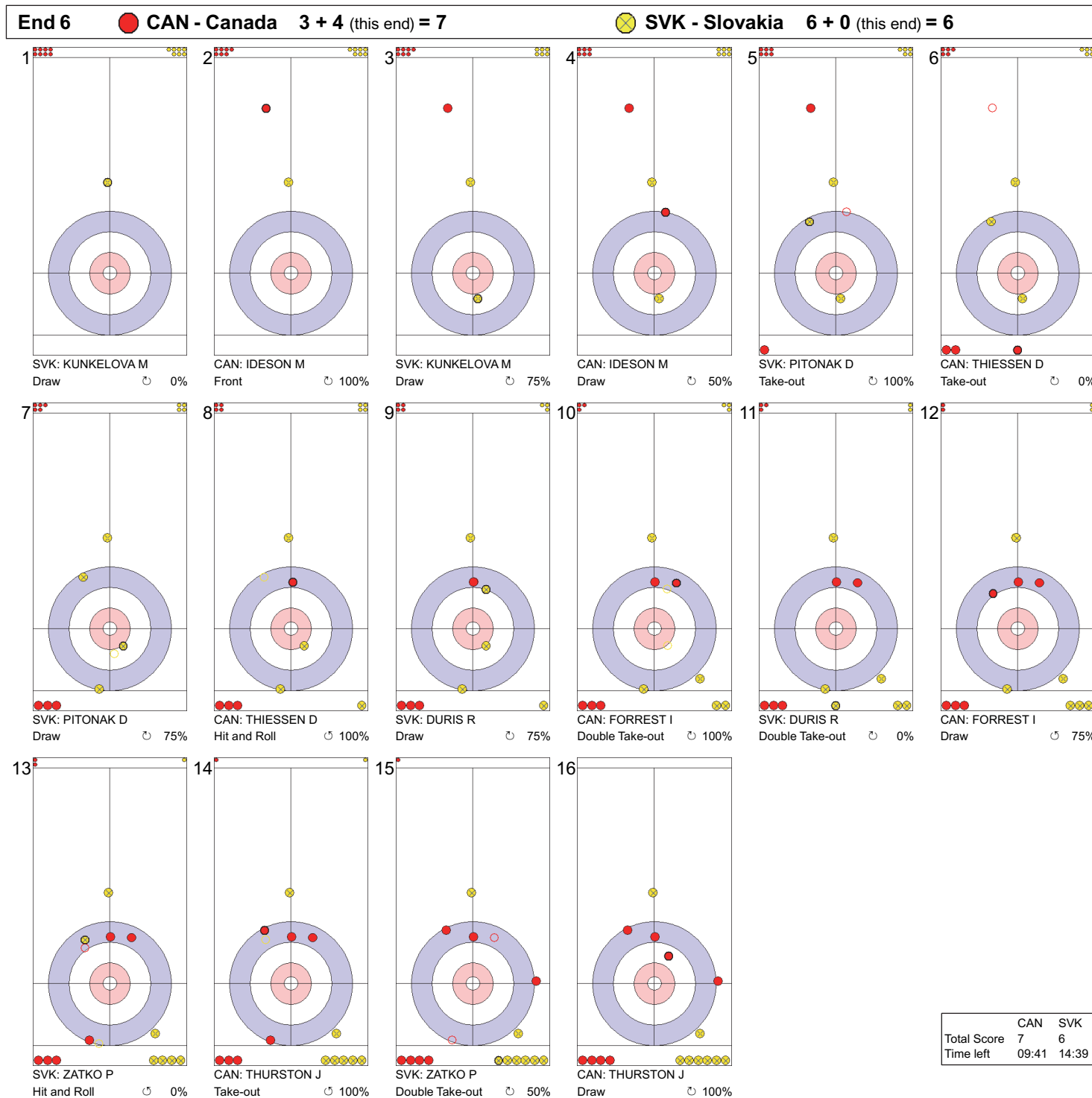


Legend:

↻ Clockwise   ↺ Counter-clockwise   - Not considered



Game - Shot by Shot  
每投统计数据

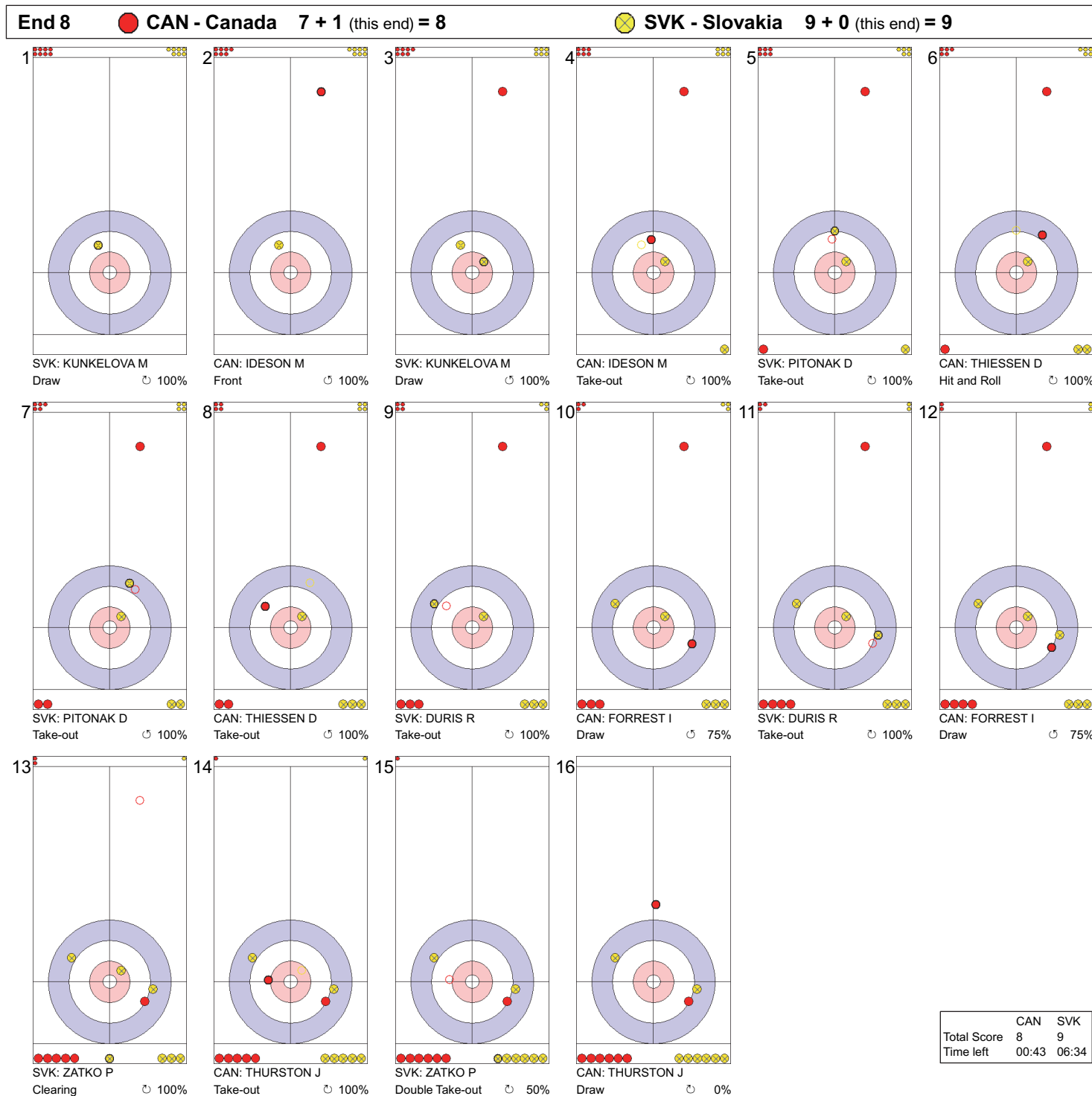


**Legend:**  
 ↻ Clockwise      ↺ Counter-clockwise      - Not considered





**Game - Shot by Shot**  
每投统计数据



**Legend:**

↻ Clockwise      ↺ Counter-clockwise      - Not considered



**Game Results**  
比赛成绩

Sheet	Game	Team	LSFE	1	2	3	4	5	6	7	8	Extra Ends	Total
C	6	CHN - People's Republic of China		0	5	0	3	2	0	X	X		10
	6	USA - United States of America	*	0	0	1	0	0	1	X	X		2

CHN - People's Republic of China			Shot Success		
			Game	All	
4	S	WANG Haitao	M	83%	68%
3	V	CHEN Jianxin	M	60%	69%
2		ZHANG Mingliang	M	88%	73%
1		YAN Zhuo	F	73%	73%
A		SUN Yulong	M	-	-
Team Total				76%	71%

USA - United States of America			Shot Success		
			Game	All	
4	V	EMT Steve	M	50%	61%
3	S	THUMS Matthew	M	56%	49%
2		SAMSA Dave	M	63%	61%
1		URANCHIMEG Batoyun	F	65%	59%
A		WILSON Pamela	F	-	54%
Team Total				58%	58%

**Last Stone Draw** Distance

🕒	CHEN Jianxin	110.2cm
🕒	ZHANG Mingliang	185.5cm
<b>Total</b>		<b>295.7cm</b>

**Last Stone Draw** Distance

🕒	THUMS Matthew	86.8cm
🕒	URANCHIMEG Batoyun	87.5cm
<b>Total</b>		<b>174.3cm</b>

Time remaining: 17 minutes 20 seconds

Time remaining: 11 minutes 21 seconds

**Shot Success Analysis**

CHN - People's Republic of China		🕒	🕒	Game
4	WANG Haitao	Draws	0 - 5 80%	5 80%
		Take-outs	3 83% 4 88%	7 86%
		Total	3 83% 9 83%	12 83%
3	CHEN Jianxin	Draws	0 - 1 25%	1 25%
		Take-outs	7 54% 4 81%	11 64%
		Total	7 54% 5 70%	12 60%
2	ZHANG Mingliang	Draws	2 100% 0 -	2 100%
		Take-outs	8 88% 2 75%	10 85%
		Total	10 90% 2 75%	12 88%
1	YAN Zhuo	Draws	7 71% 2 100%	9 78%
		Take-outs	1 100% 1 0%	2 50%
		Total	8 75% 3 67%	11 73%
A	SUN Yulong	Draws	0 - 0 -	0 -
		Take-outs	0 - 0 -	0 -
		Total	0 - 0 -	0 -
Team		Draws	9 78% 8 78%	17 78%
		Take-outs	19 75% 11 75%	30 75%
		Total	28 76% 19 76%	47 76%

USA - United States of America		🕒	🕒	Game
4	EMT Steve	Draws	2 88% 5 20%	7 39%
		Take-outs	3 67% 2 63%	5 65%
		Total	5 75% 7 32%	12 50%
3	THUMS Matthew	Draws	5 55% 3 25%	8 44%
		Take-outs	3 100% 1 25%	4 81%
		Total	8 72% 4 25%	12 56%
2	SAMSA Dave	Draws	4 75% 3 33%	7 57%
		Take-outs	1 100% 4 63%	5 70%
		Total	5 80% 7 50%	12 63%
1	URANCHIMEG Batoyun	Draws	7 54% 2 100%	9 64%
		Take-outs	3 67% 0 -	3 67%
		Total	10 58% 2 100%	12 65%
A	WILSON Pamela	Draws	0 - 0 -	0 -
		Take-outs	0 - 0 -	0 -
		Total	0 - 0 -	0 -
Team		Draws	18 63% 13 37%	31 52%
		Take-outs	10 80% 7 57%	17 71%
		Total	28 69% 20 44%	48 58%

**Note:**  
Position and function for each team member:  
4 = Fourth, 3 = Third, 2 = Second, 1 = Lead, A = Alternate, S = Skip, V = Vice-Skip

**Legend:**  
🕒 Clockwise      🕒 Counter-clockwise      F Female  
LSFE(\*) Last Stone First End      M Male      X Unplayed/unfinished end due to concession



**Game - Shot by Shot**  
每投统计数据



**Legend:**

● Clockwise      ● Counter-clockwise      - Not considered



**Game - Shot by Shot**  
每投统计数据



**Legend:**

↻ Clockwise      ↺ Counter-clockwise      - Not considered



**Game - Shot by Shot**  
每投统计数据



**Legend:**

↻ Clockwise      ↺ Counter-clockwise      - Not considered





Game - Shot by Shot  
每投统计数据



Legend:

↻ Clockwise      ↺ Counter-clockwise      - Not considered



**Game - Shot by Shot**  
每投统计数据

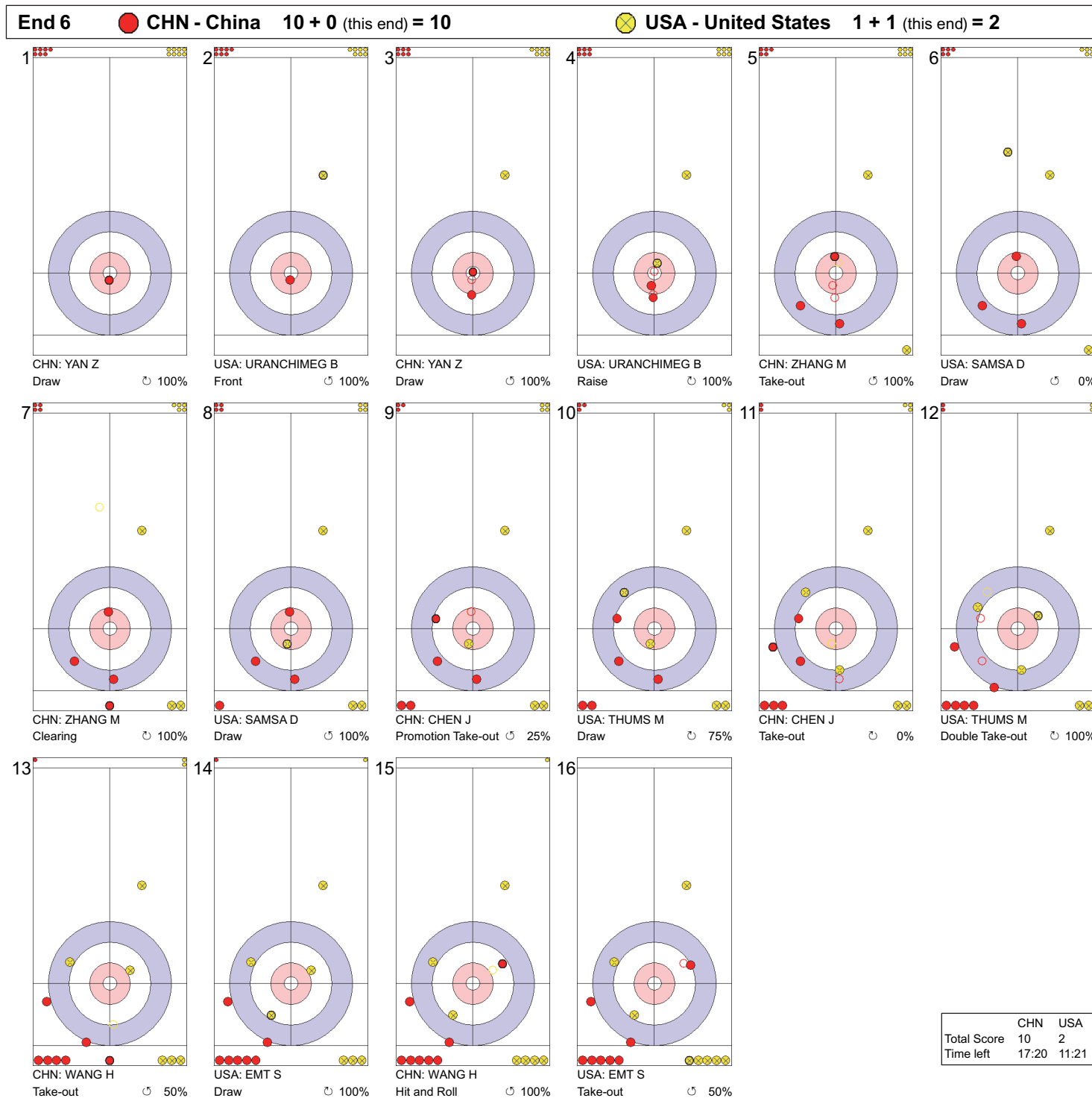


**Legend:**

↻ Clockwise   ↺ Counter-clockwise   - Not considered



Game - Shot by Shot  
每投统计数据



Legend:

↻ Clockwise

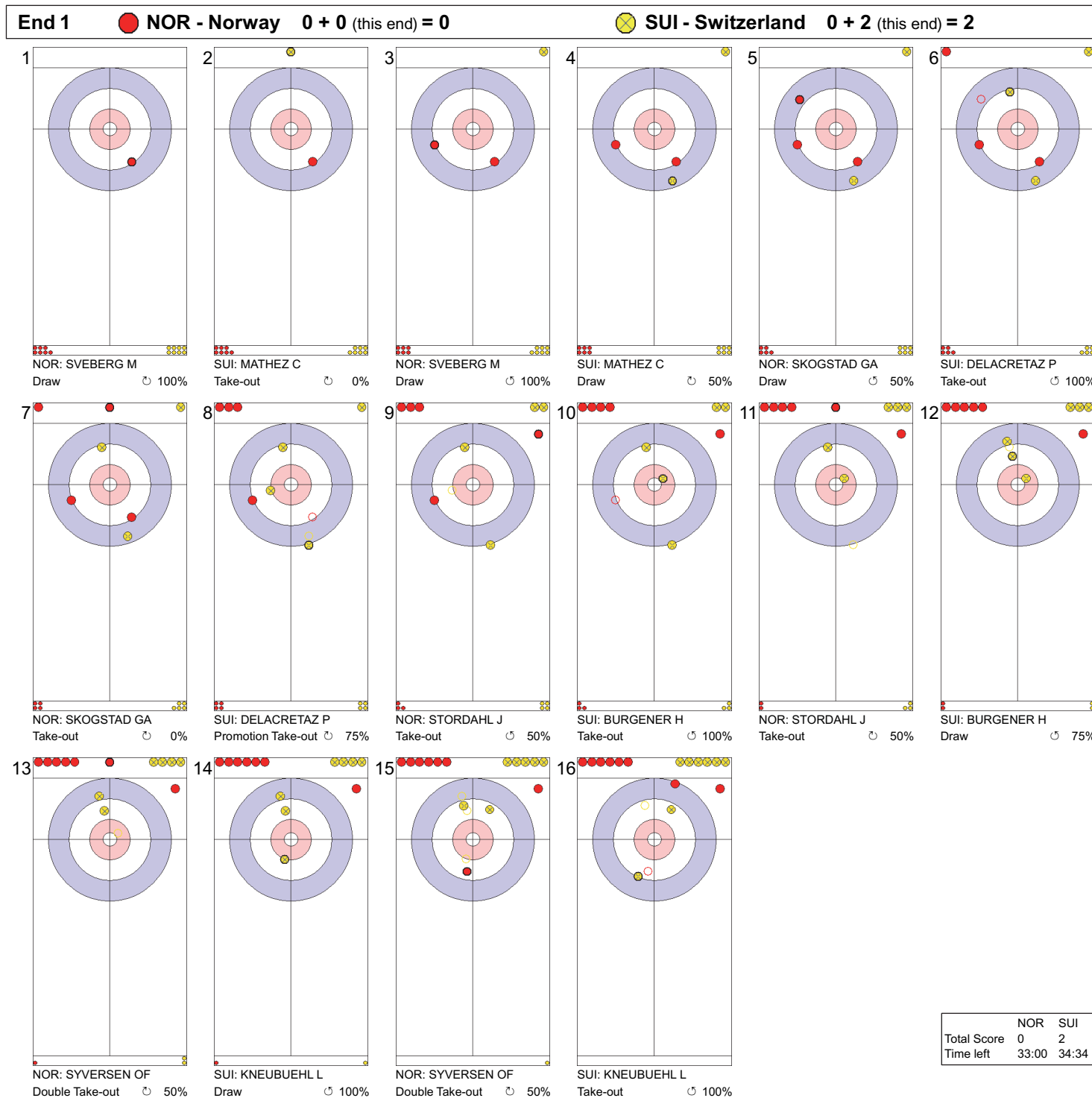
↺ Counter-clockwise

- Not considered





Game - Shot by Shot  
每投统计数据



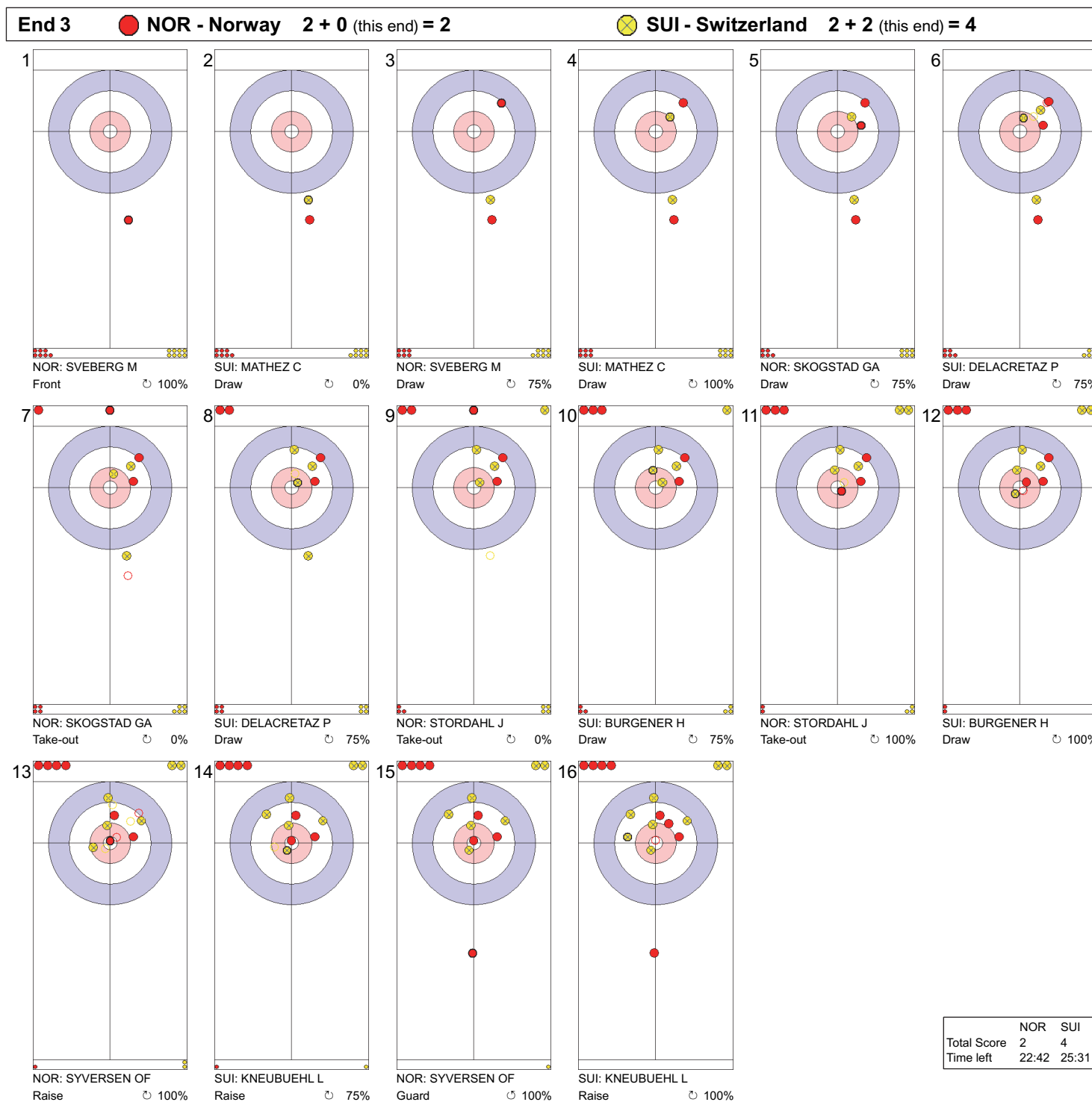
Legend:

↻ Clockwise      ↺ Counter-clockwise      - Not considered





**Game - Shot by Shot**  
每投统计数据

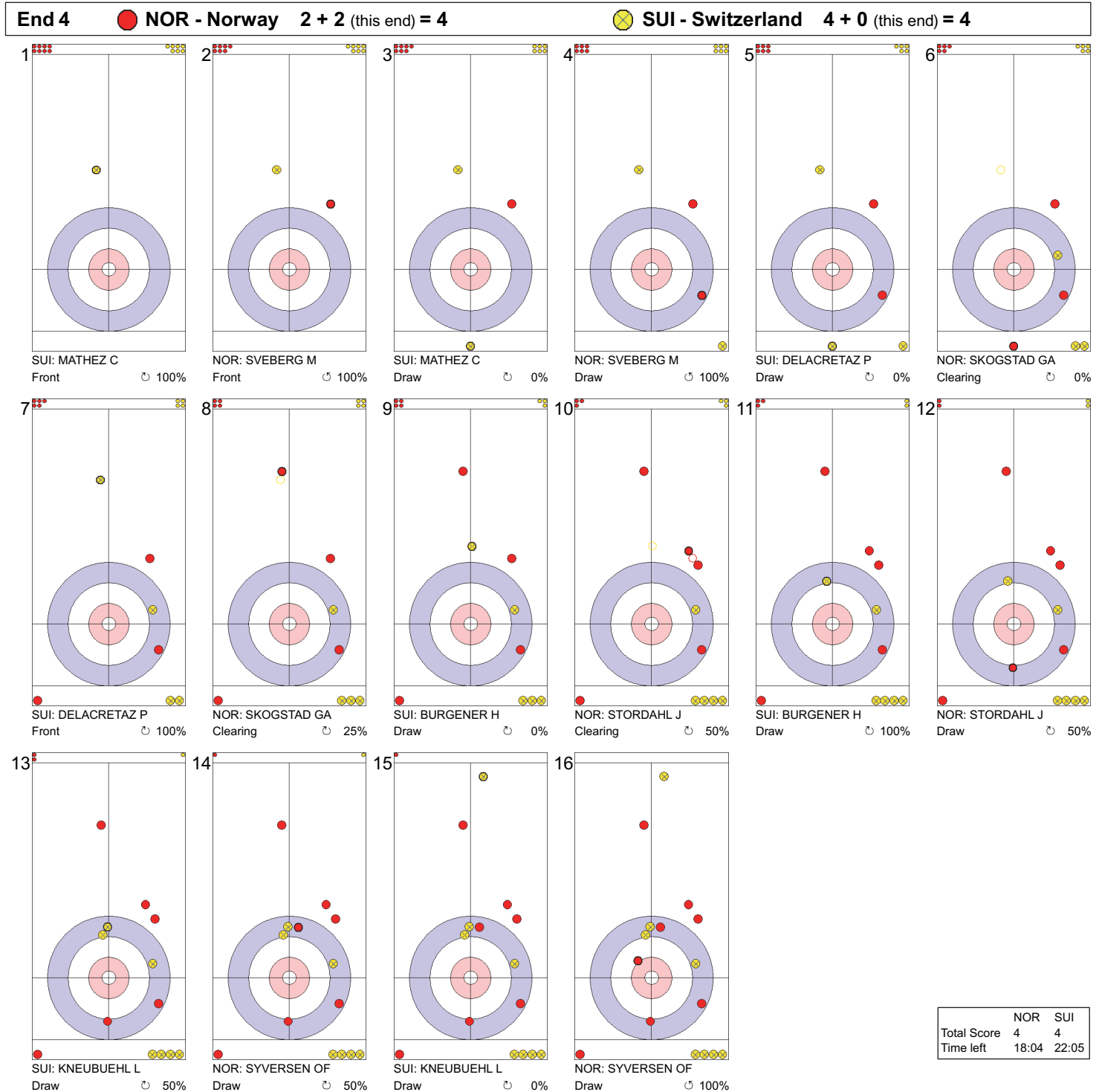


**Legend:**

↻ Clockwise      ↺ Counter-clockwise      - Not considered



Game - Shot by Shot  
每投统计数据

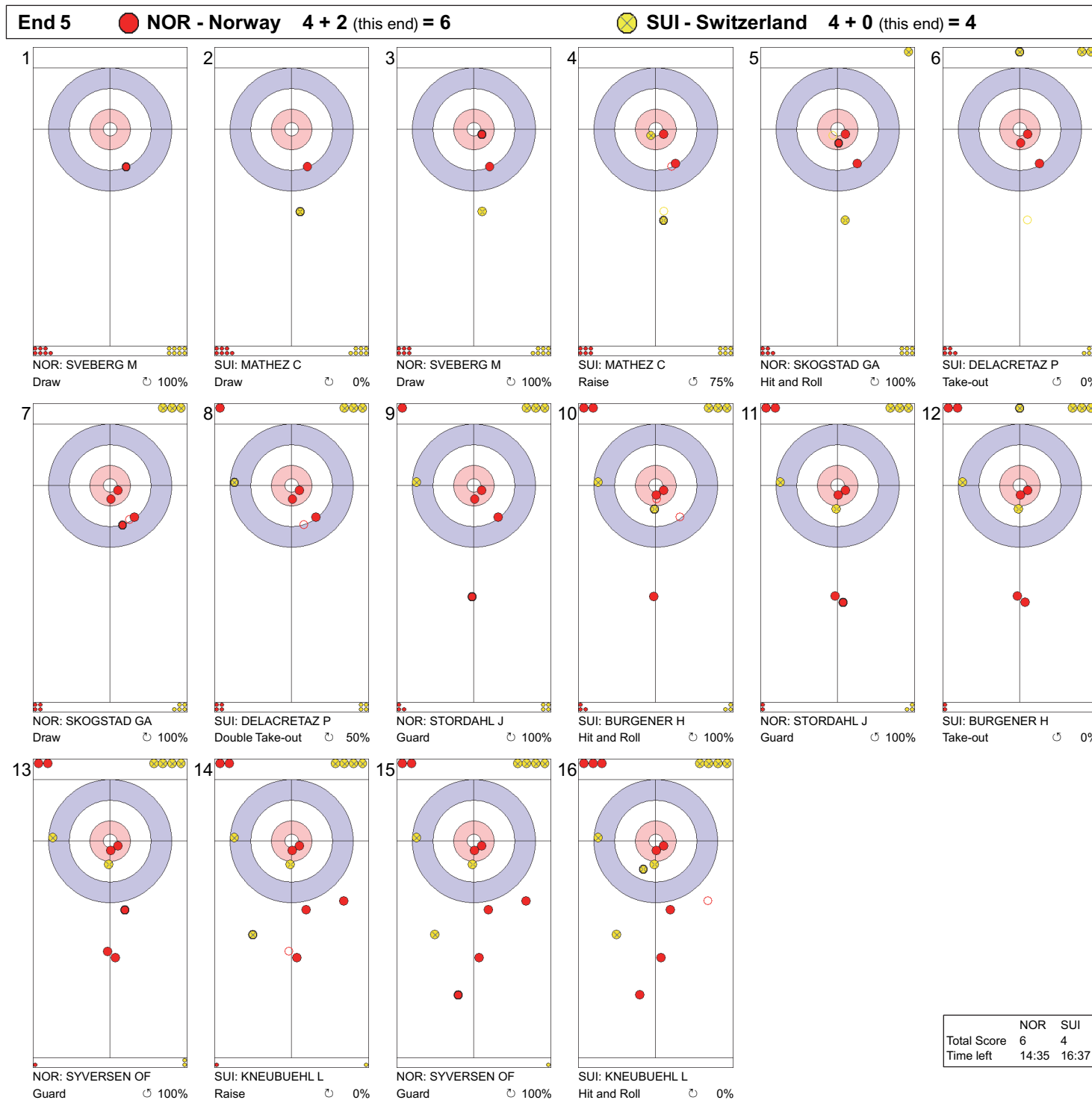


**Legend:**  
 Clockwise      Counter-clockwise      - Not considered





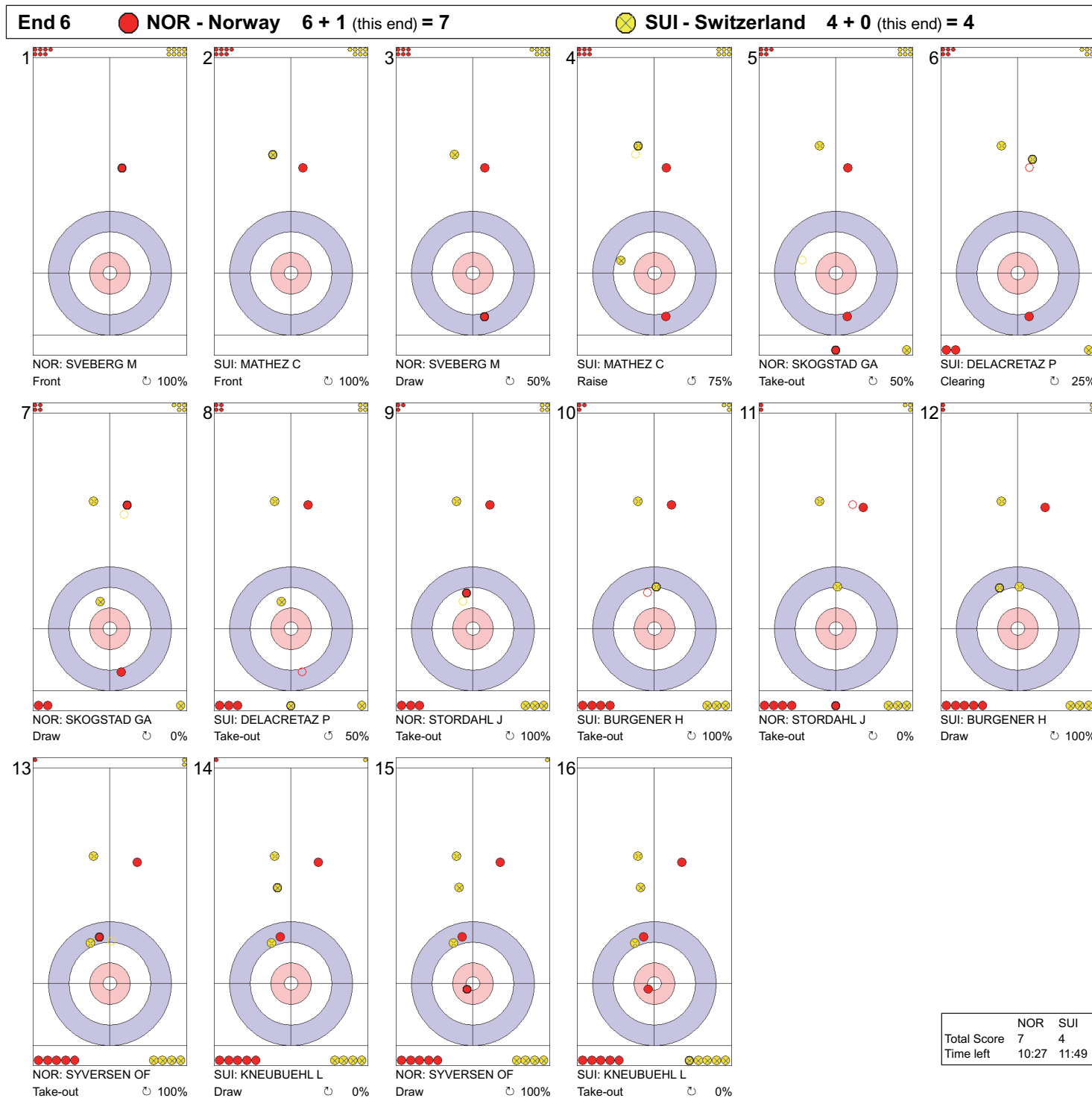
**Game - Shot by Shot**  
每投统计数据



**Legend:**  
 ↻ Clockwise      ↺ Counter-clockwise      - Not considered



Game - Shot by Shot  
每投统计数据

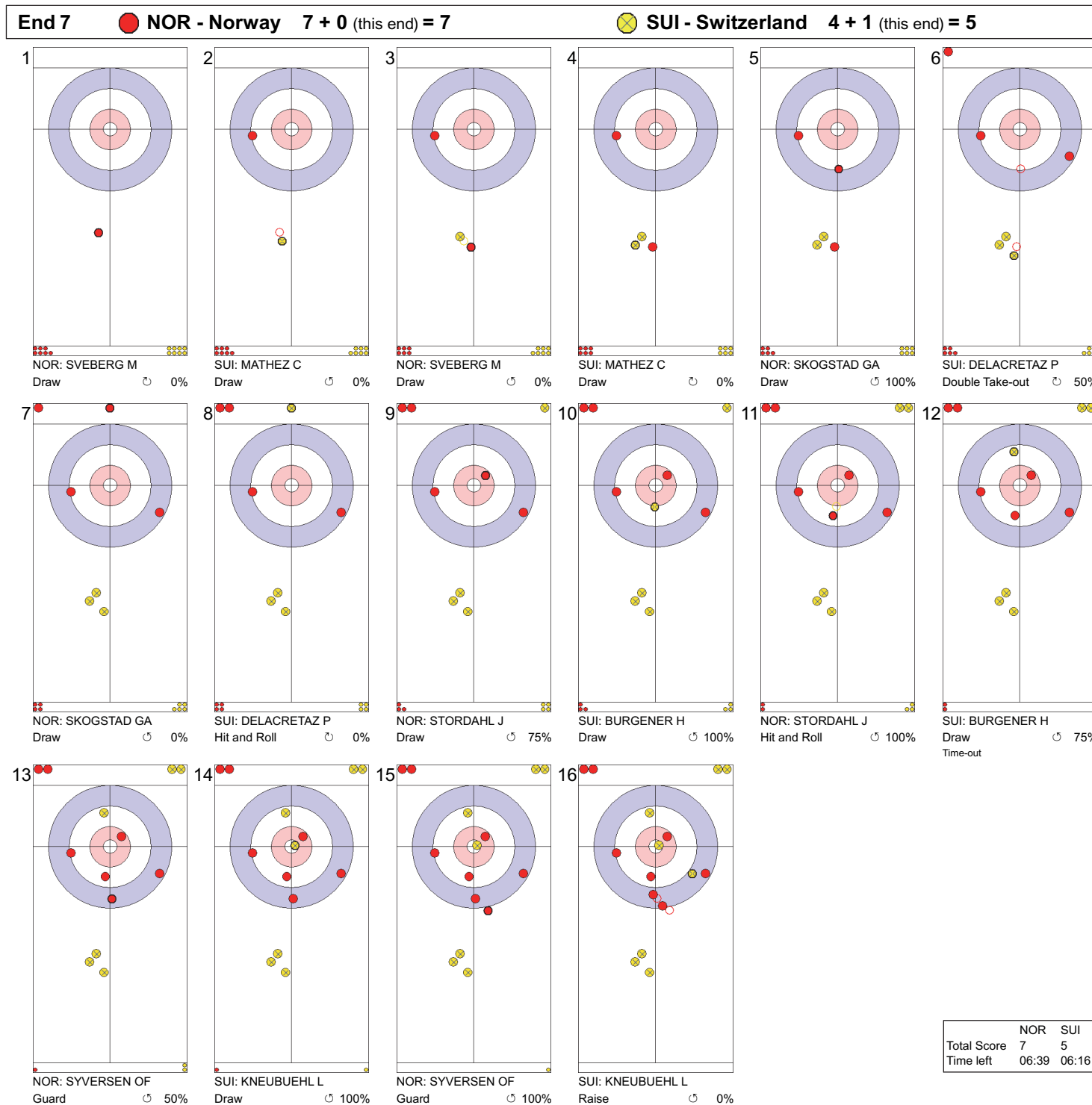


Legend:

↻ Clockwise      ↺ Counter-clockwise      - Not considered



**Game - Shot by Shot**  
每投统计数据

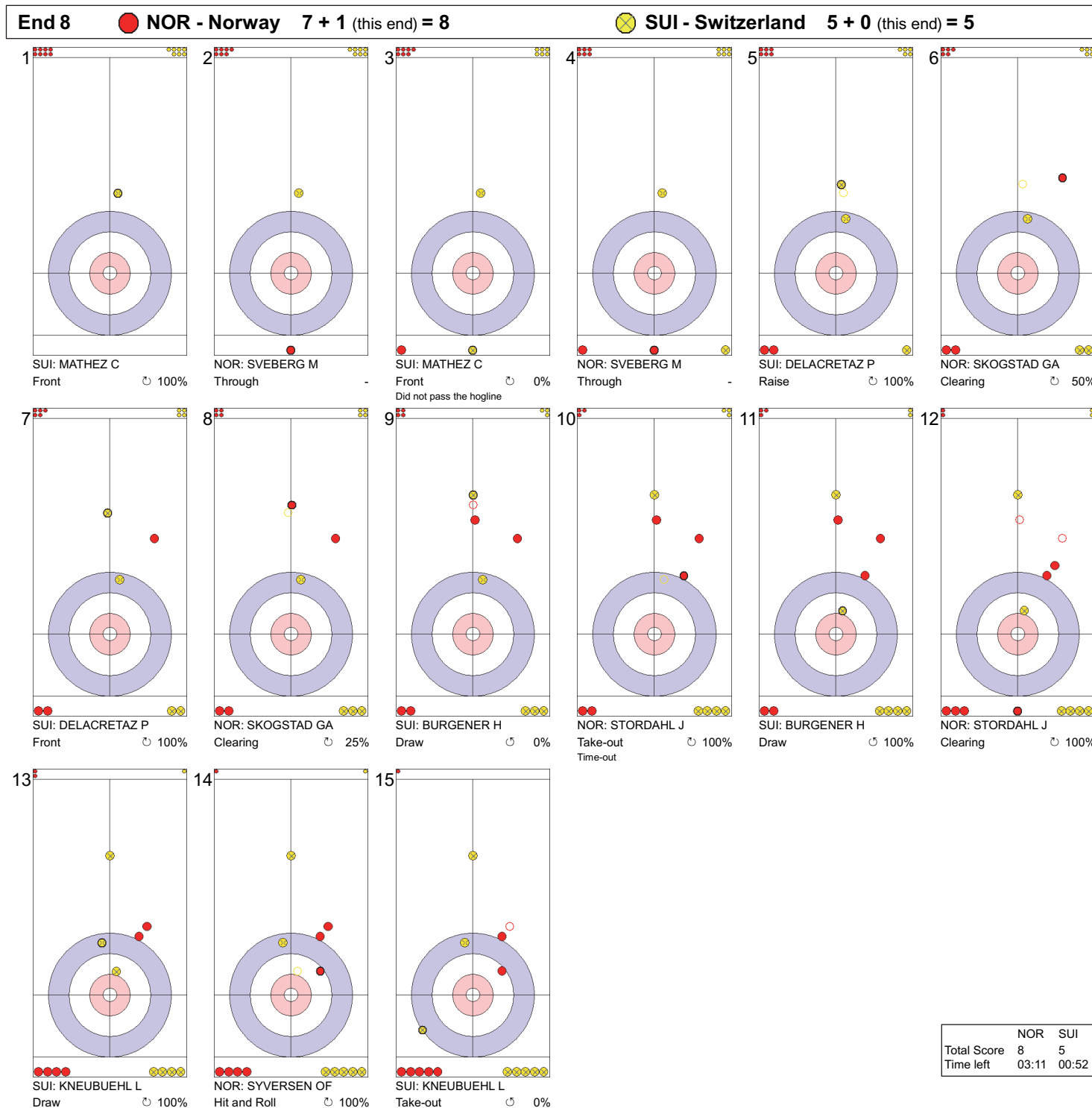


**Legend:**

↻ Clockwise      ↺ Counter-clockwise      - Not considered



Game - Shot by Shot  
每投统计数据



Legend:

↻ Clockwise

↺ Counter-clockwise

- Not considered



## Session Results and Standings

每轮比赛成绩和排名

Sheet	Game	Team	LSFE	1	2	3	4	5	6	7	8	Extra	Ends	Total
A	5	SVK - Slovakia		1	1	1	1	1	0	2	X			7
	6	KOR - Republic of Korea	*	0	0	0	0	0	2	0	X			2
B	5	SWE - Sweden		1	0	0	2	1	0	1	1			6
	6	EST - Estonia	*	0	1	1	0	0	2	0	0			4
C	7	LAT - Latvia	*	2	0	0	1	2	0	1	0			6
	6	NOR - Norway		0	0	2	0	0	3	0	3			8

## Current Standings

Rank	Team	Games	Wins	Losses
1	SWE - Sweden	5	4	1
2	CAN - Canada	6	4	2
3	LAT - Latvia	7	4	3
4	CHN - People's Republic of China	5	3	2
4	GBR - Great Britain	5	3	2
4	SVK - Slovakia	5	3	2
7	NOR - Norway	6	3	3
8	USA - United States of America	5	2	3
9	EST - Estonia	6	2	4
9	KOR - Republic of Korea	6	2	4
11	SUI - Switzerland	6	1	5

**Note:**  
Under WCF rules, tie-breaking rules for standings are not applied until after the last game of the round robin.

**Legend:**  
LSFE(\*) Last Stone First End      X Unplayed/unfinished end due to concession



## Game Results

### 比赛成绩

Sheet	Game	Team	LSFE	1	2	3	4	5	6	7	8	Extra	Ends	Total
A	5	SVK - Slovakia		1	1	1	1	1	0	2	X			7
	6	KOR - Republic of Korea	*	0	0	0	0	0	2	0	X			2

SVK - Slovakia			Shot Success		
			Game	All	
4	V	ZATKO Peter	M	79%	61%
3	S	DURIS Radoslav	M	82%	61%
2		PITONAK Dusan	M	79%	65%
1		KUNKELOVA Monika	F	73%	66%
A		KANOVA Alena	F	-	-
Team Total				78%	63%

KOR - Republic of Korea			Shot Success		
			Game	All	
4	V	JANG Jaehyuk	M	34%	56%
3		GO Seungnam	M	71%	56%
2		YOON Eungu	M	72%	60%
1	S	BAEK Hyejin	F	77%	69%
A		JUNG Sunghun	M	75%	56%
Team Total				64%	59%

Last Stone Draw		Distance
☺	PITONAK Dusan	199.6cm
☹	ZATKO Peter	42.5cm
<b>Total</b>		<b>242.1cm</b>

Time remaining: 10 minutes 36 seconds

Time-out: End 7 - SVK stone 5

Last Stone Draw		Distance
☺	BAEK Hyejin	113.9cm
☹	GO Seungnam	54.9cm
<b>Total</b>		<b>168.8cm</b>

Time remaining: 5 minutes 43 seconds

Time-out: End 6 - KOR stone 3

JUNG S replaced YOON E at the beginning of end 5  
Revised line-up: (4) JANG J, (3 S) GO S, (2) JUNG S, (1 V) BAEK H

## Shot Success Analysis

SVK - Slovakia		☺	☹	Game
4	ZATKO Peter	Draws 7 100%	3 67%	10 90%
		Take-outs 3 50%	1 50%	4 50%
		Total 10 85%	4 63%	14 79%
3	DURIS Radoslav	Draws 5 90%	6 100%	11 95%
		Take-outs 3 33%	0 -	3 33%
		Total 8 69%	6 100%	14 82%
2	PITONAK Dusan	Draws 6 100%	4 25%	10 70%
		Take-outs 2 100%	2 100%	4 100%
		Total 8 100%	6 50%	14 79%
1	KUNKELOVA Monika	Draws 12 77%	0 -	12 77%
		Take-outs 1 100%	1 0%	2 50%
		Total 13 79%	1 0%	14 73%
A	KANOVA Alena	Draws 0 -	0 -	0 -
		Take-outs 0 -	0 -	0 -
		Total 0 -	0 -	0 -
Team		Draws 30 89%	13 69%	43 83%
		Take-outs 9 61%	4 63%	13 62%
		Total 39 83%	17 68%	56 78%

KOR - Republic of Korea		☺	☹	Game
4	JANG Jaehyuk	Draws 2 38%	3 33%	5 35%
		Take-outs 6 50%	3 0%	9 33%
		Total 8 47%	6 17%	14 34%
3	GO Seungnam	Draws 3 67%	3 83%	6 75%
		Take-outs 4 50%	4 88%	8 69%
		Total 7 57%	7 86%	14 71%
2	YOON Eungu	Draws 0 -	1 75%	1 75%
		Take-outs 2 63%	5 75%	7 71%
		Total 2 63%	6 75%	8 72%
1	BAEK Hyejin	Draws 8 72%	3 67%	11 70%
		Take-outs 3 100%	0 -	3 100%
		Total 11 80%	3 67%	14 77%
A	JUNG Sunghun	Draws 1 100%	2 100%	3 100%
		Take-outs 1 0%	2 75%	3 50%
		Total 2 50%	4 88%	6 75%
Team		Draws 14 68%	12 69%	26 68%
		Take-outs 16 58%	14 63%	30 60%
		Total 30 63%	26 65%	56 64%

### Note:

Position and function for each team member:

4 = Fourth, 3 = Third, 2 = Second, 1 = Lead, A = Alternate, S = Skip, V = Vice-Skip

### Legend:

☺ Clockwise

☹ Counter-clockwise

F Female

LSFE(\*) Last Stone First End

M Male

X Unplayed/unfinished end due to concession



**Game - Shot by Shot**  
每投统计数据

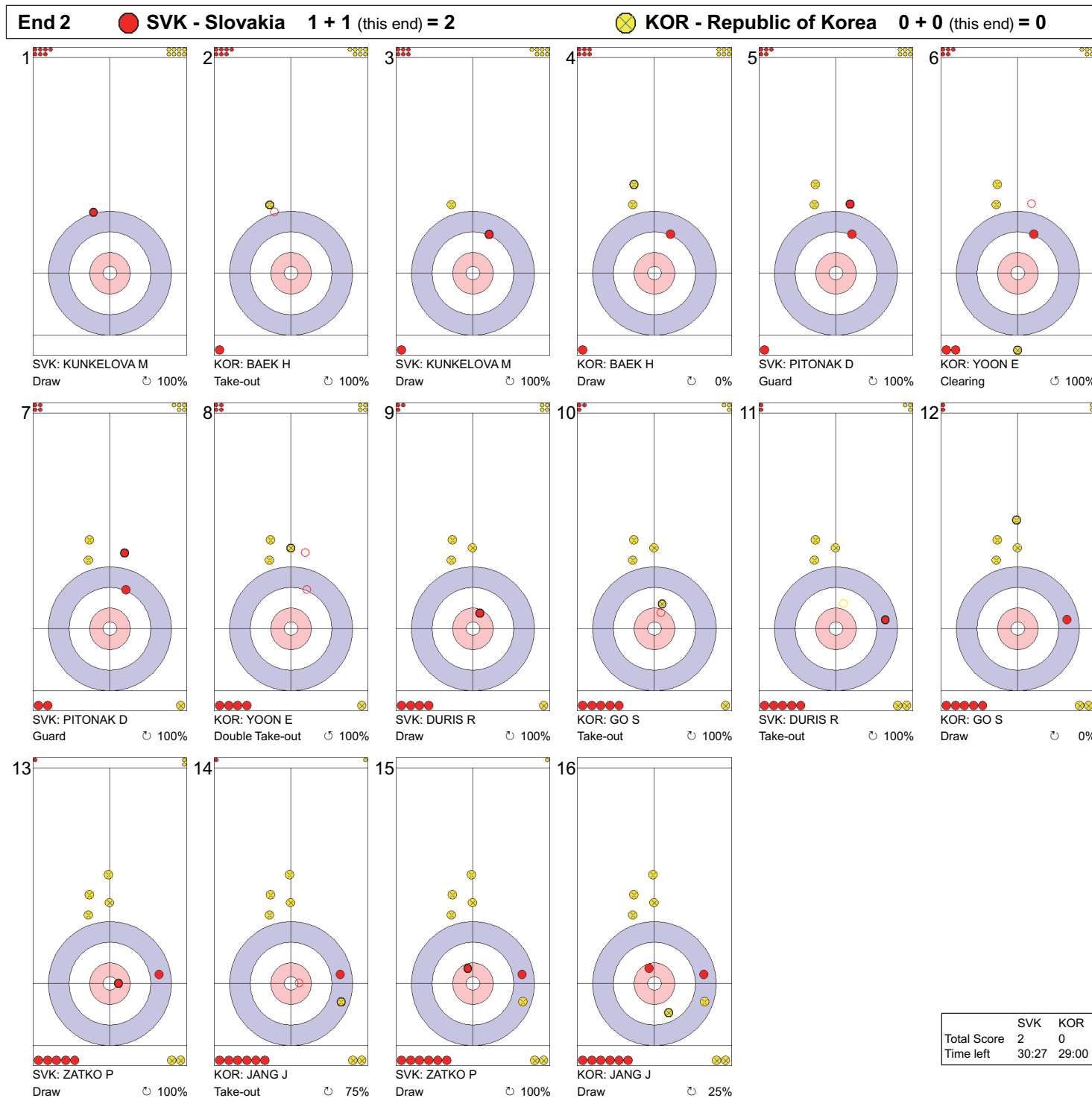


**Legend:**

↻ Clockwise      ↺ Counter-clockwise      - Not considered



Game - Shot by Shot  
每投统计数据



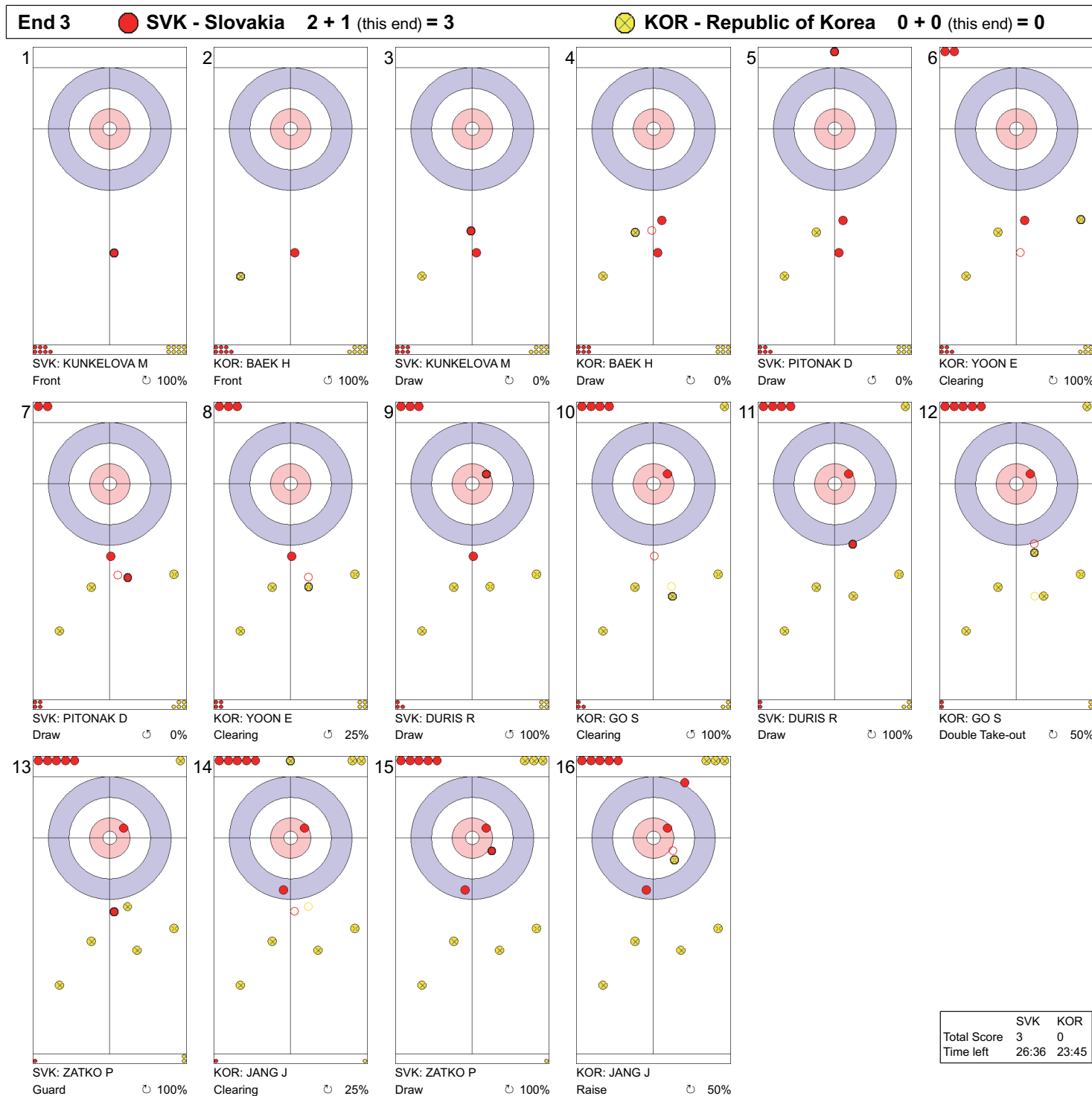
Legend:

↻ Clockwise      ↺ Counter-clockwise      - Not considered





**Game - Shot by Shot**  
每投统计数据

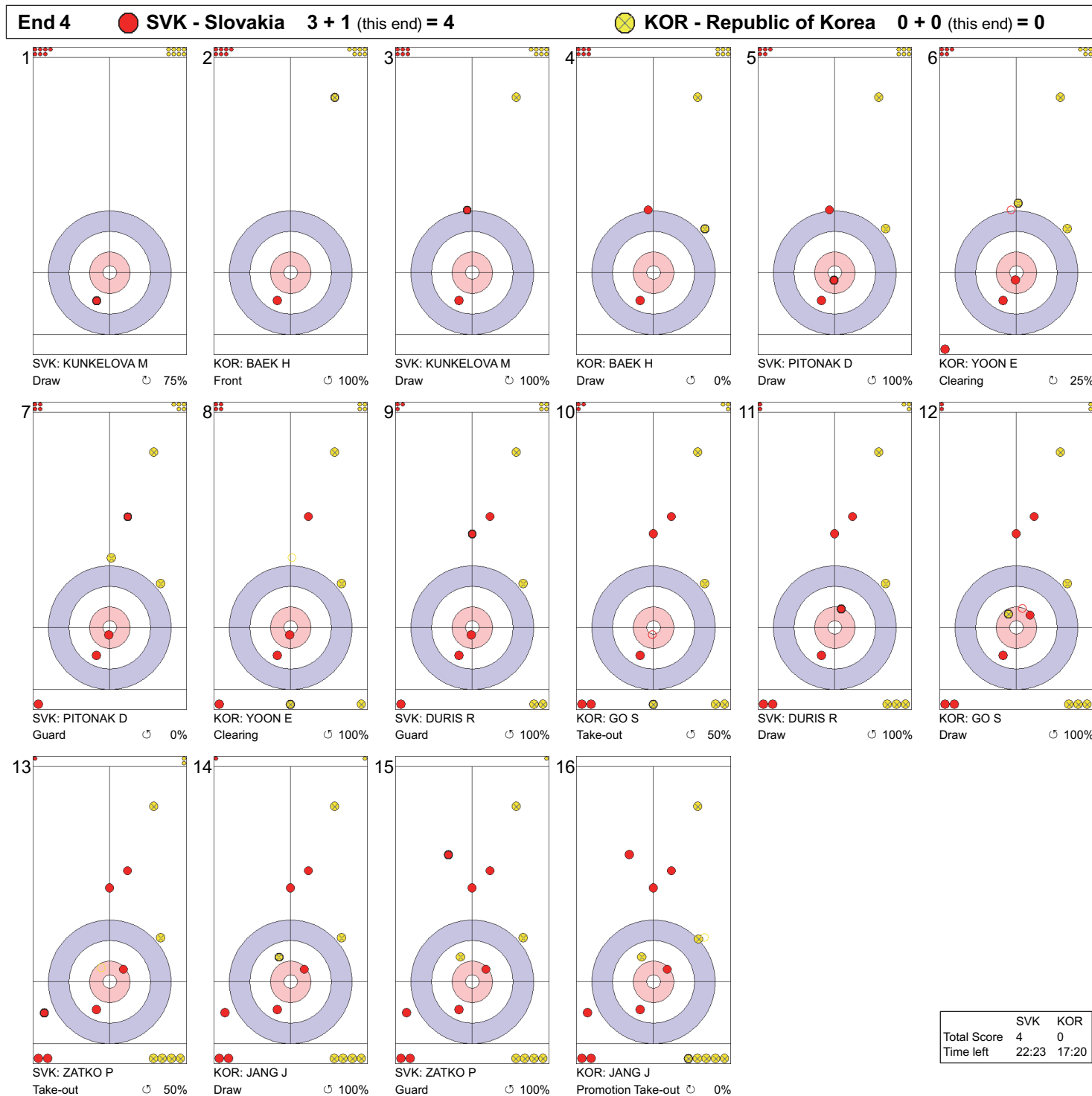


**Legend:**

↻ Clockwise      ↺ Counter-clockwise      - Not considered



**Game - Shot by Shot**  
每投统计数据

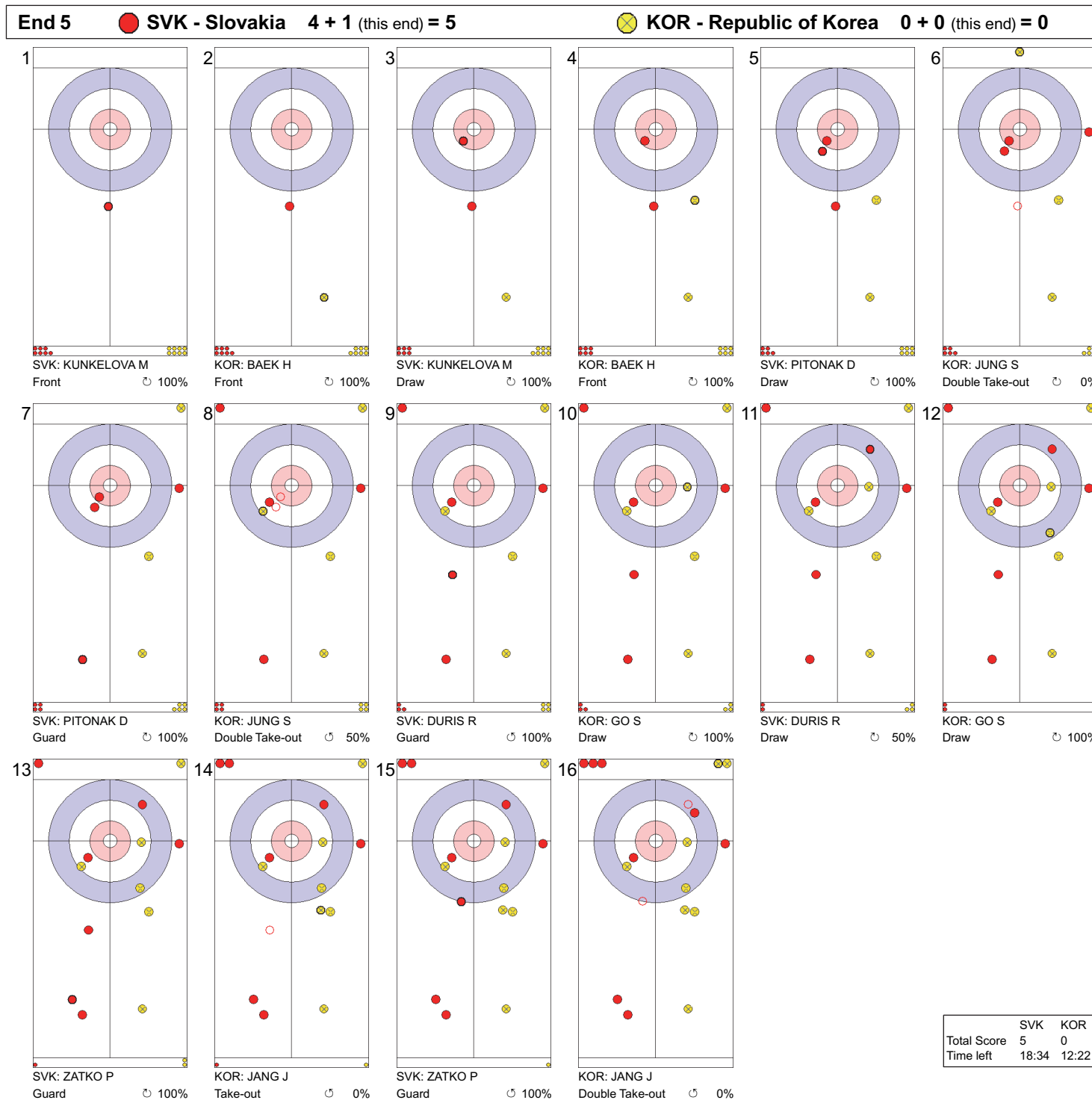


**Legend:**

⤴ Clockwise      ⤵ Counter-clockwise      - Not considered



**Game - Shot by Shot**  
每投统计数据

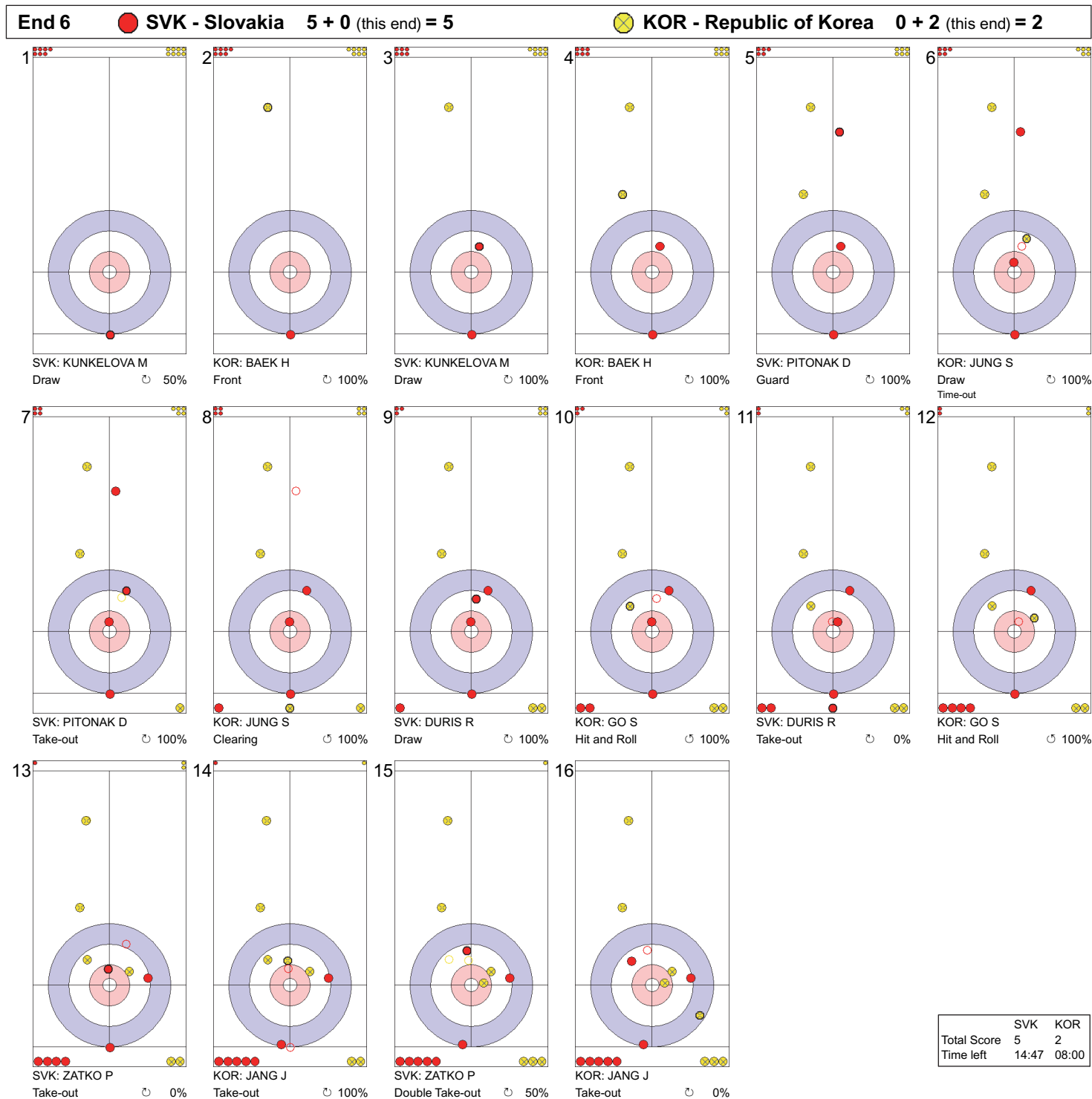


**Legend:**

↻ Clockwise      ↺ Counter-clockwise      - Not considered



Game - Shot by Shot  
每投统计数据

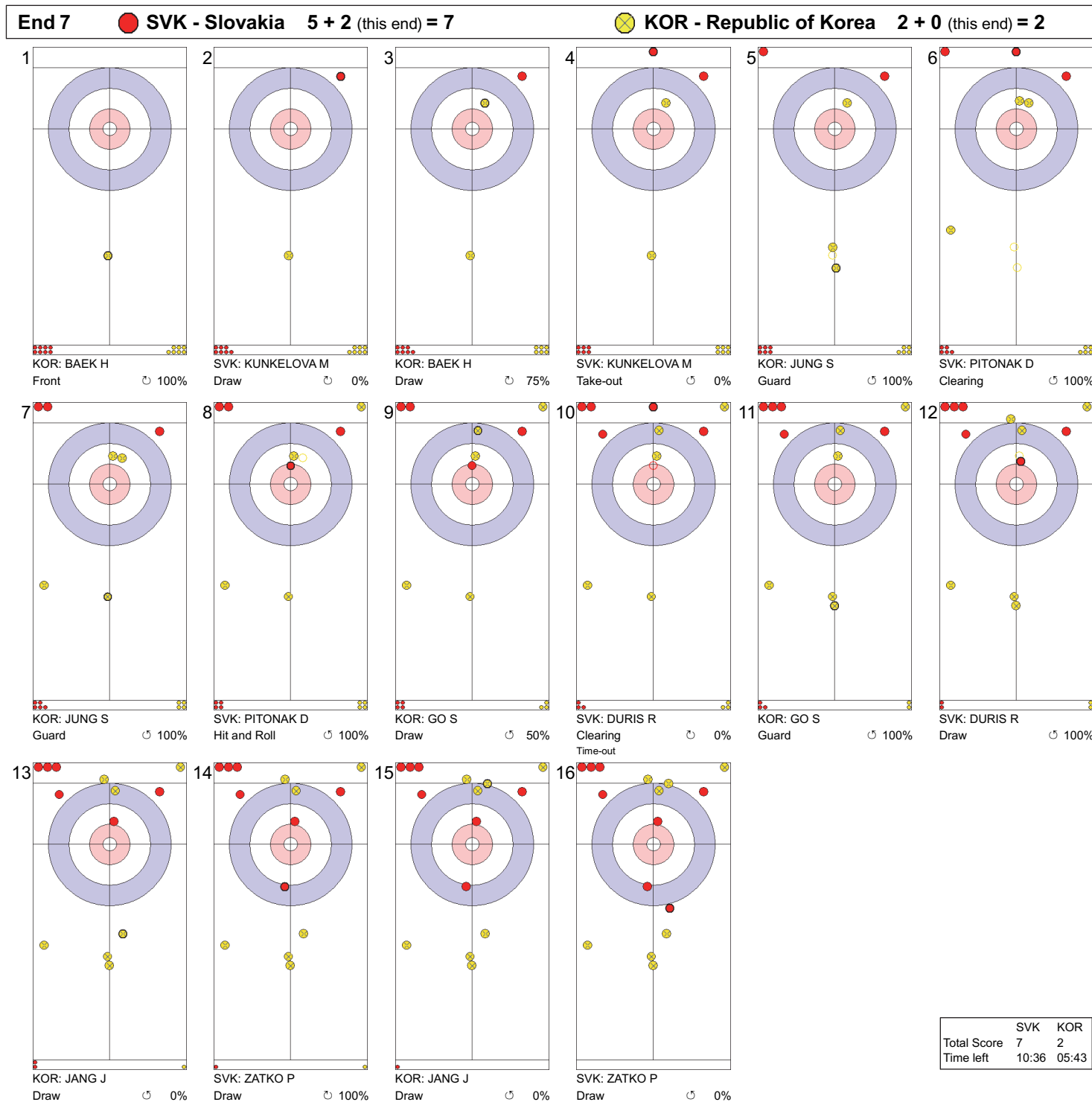


Legend:

↻ Clockwise      ↺ Counter-clockwise      - Not considered



Game - Shot by Shot  
每投统计数据



Legend:

⌚ Clockwise

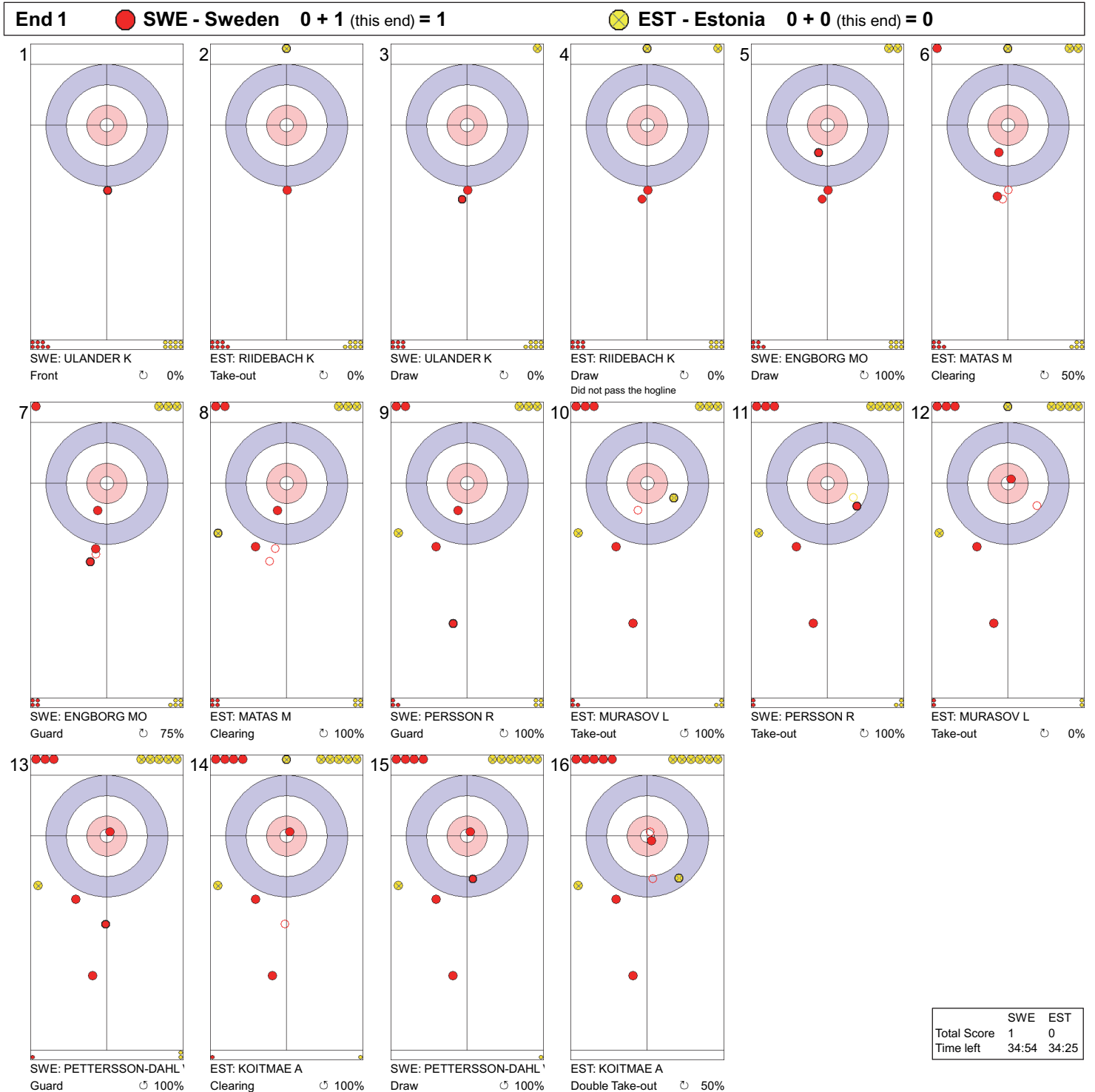
⌚ Counter-clockwise

- Not considered





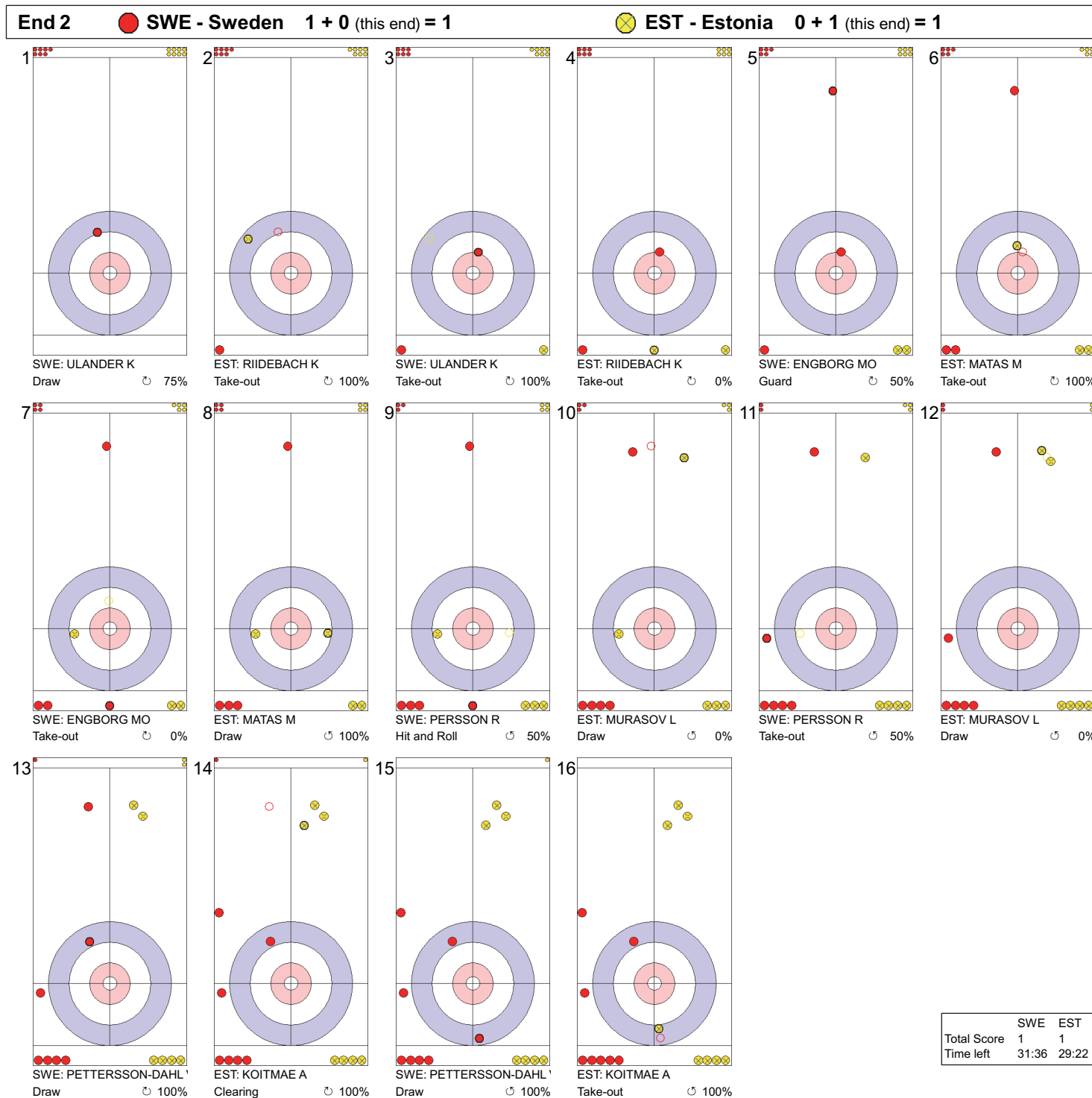
**Game - Shot by Shot**  
每投统计数据



**Legend:**  
 ↻ Clockwise      ↺ Counter-clockwise      - Not considered



**Game - Shot by Shot**  
每投统计数据



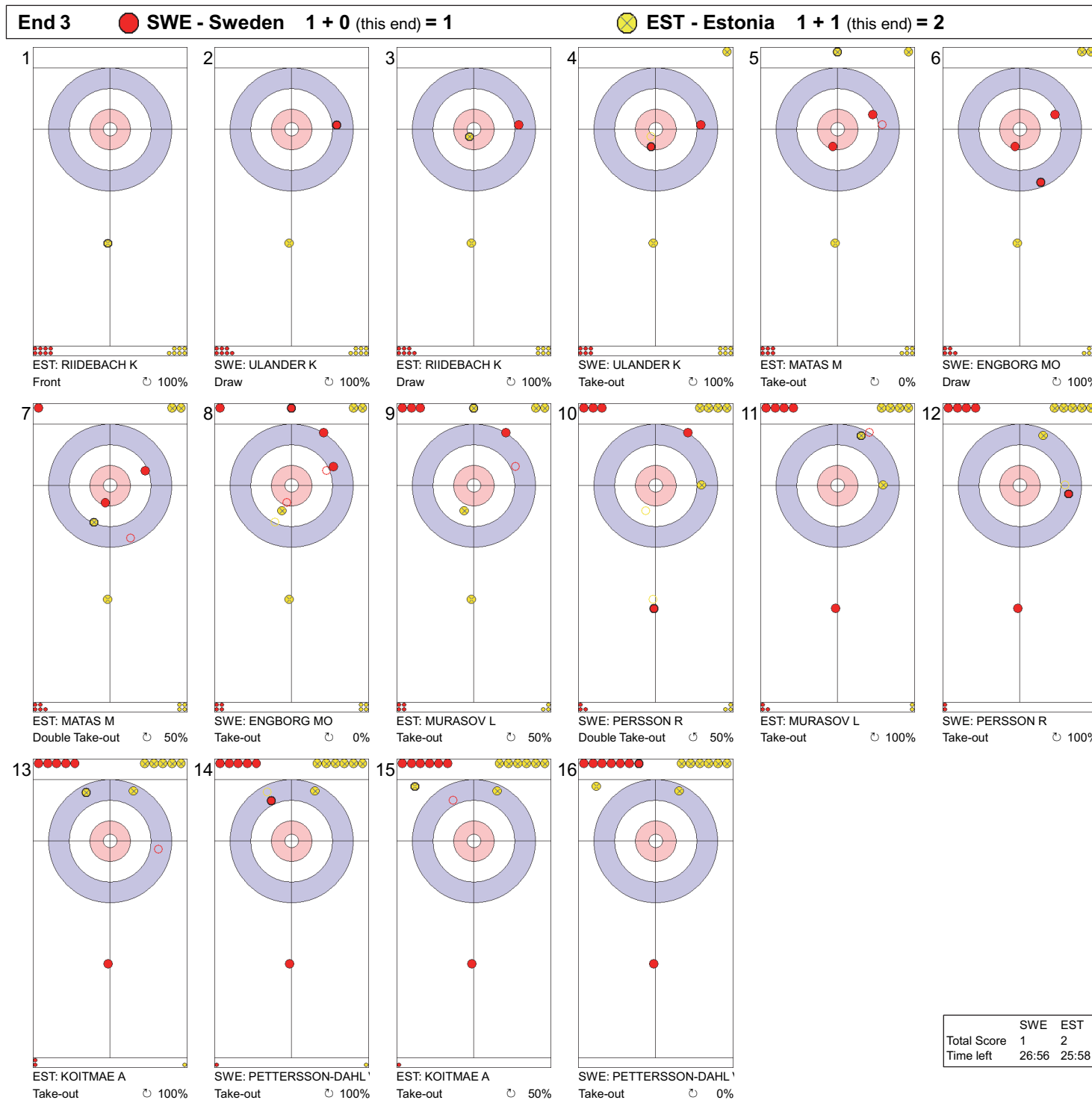
**Legend:**

↻ Clockwise      ↺ Counter-clockwise      - Not considered





**Game - Shot by Shot**  
每投统计数据

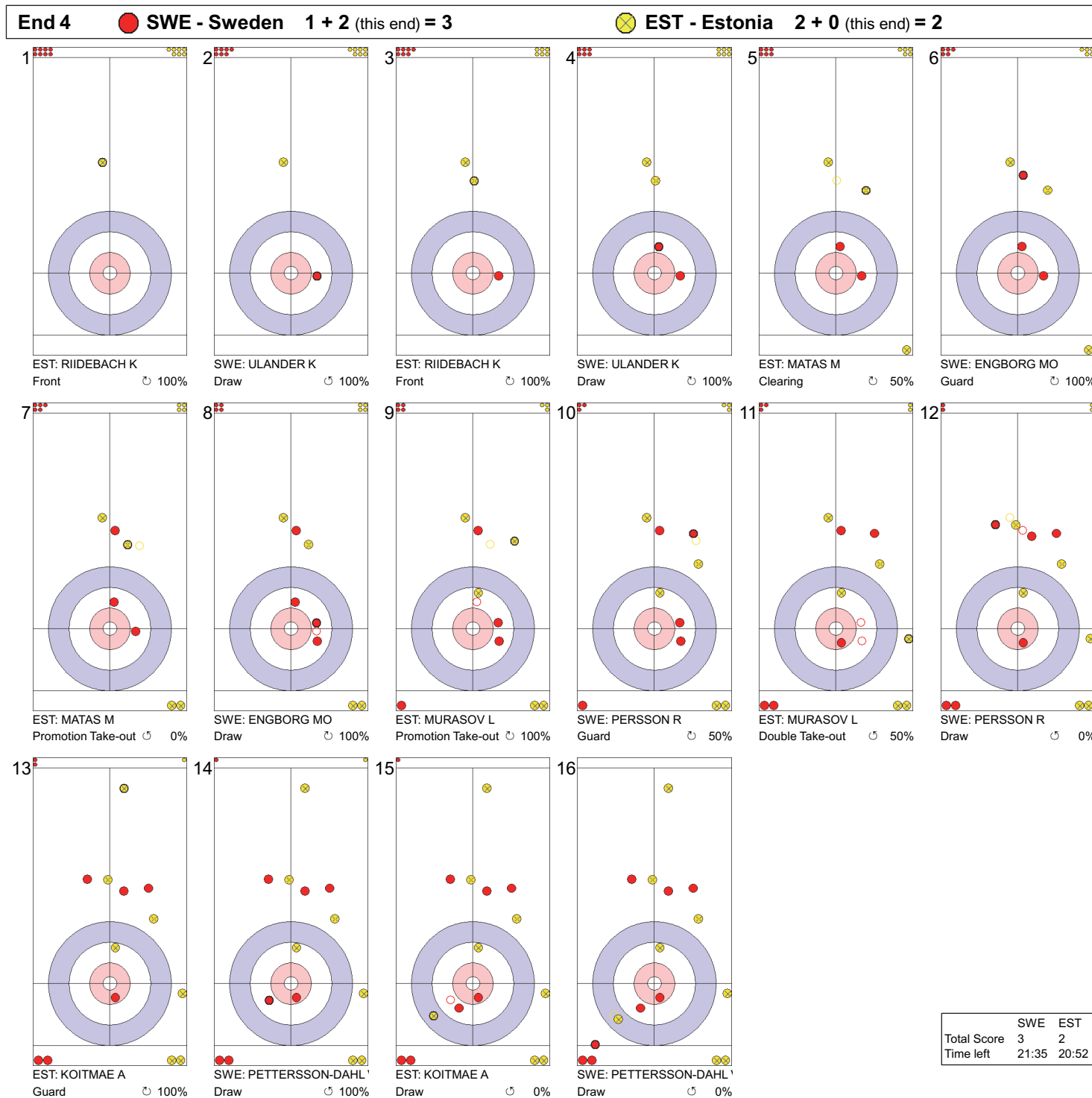


**Legend:**

↻ Clockwise      ↺ Counter-clockwise      - Not considered



**Game - Shot by Shot**  
每投统计数据

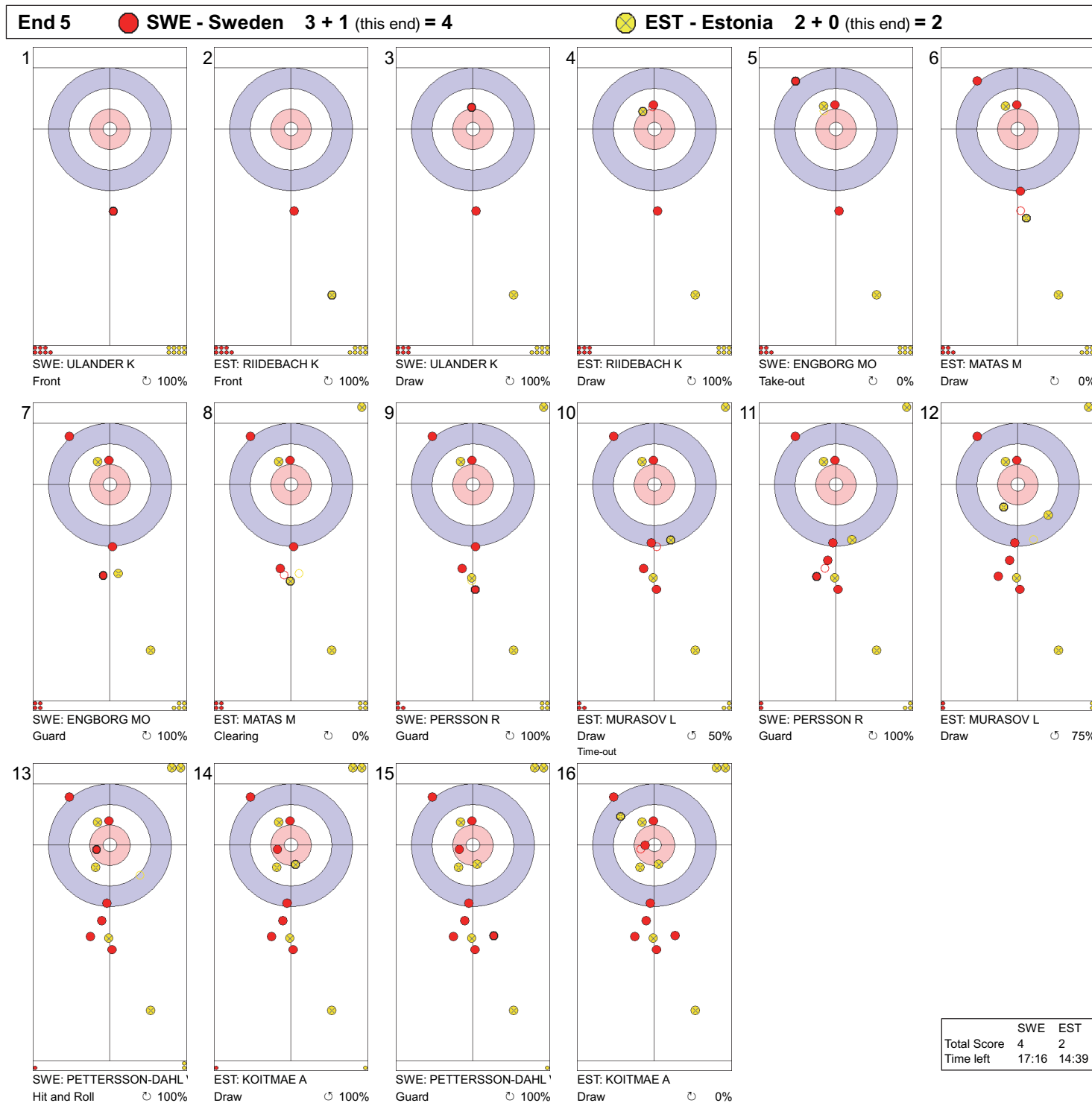


**Legend:**

↻ Clockwise      ↺ Counter-clockwise      - Not considered



Game - Shot by Shot  
每投统计数据



**Legend:**  
 ↻ Clockwise      ↺ Counter-clockwise      - Not considered



Game - Shot by Shot  
每投统计数据



Legend:

↻ Clockwise      ↺ Counter-clockwise      - Not considered



**Game - Shot by Shot**  
每投统计数据

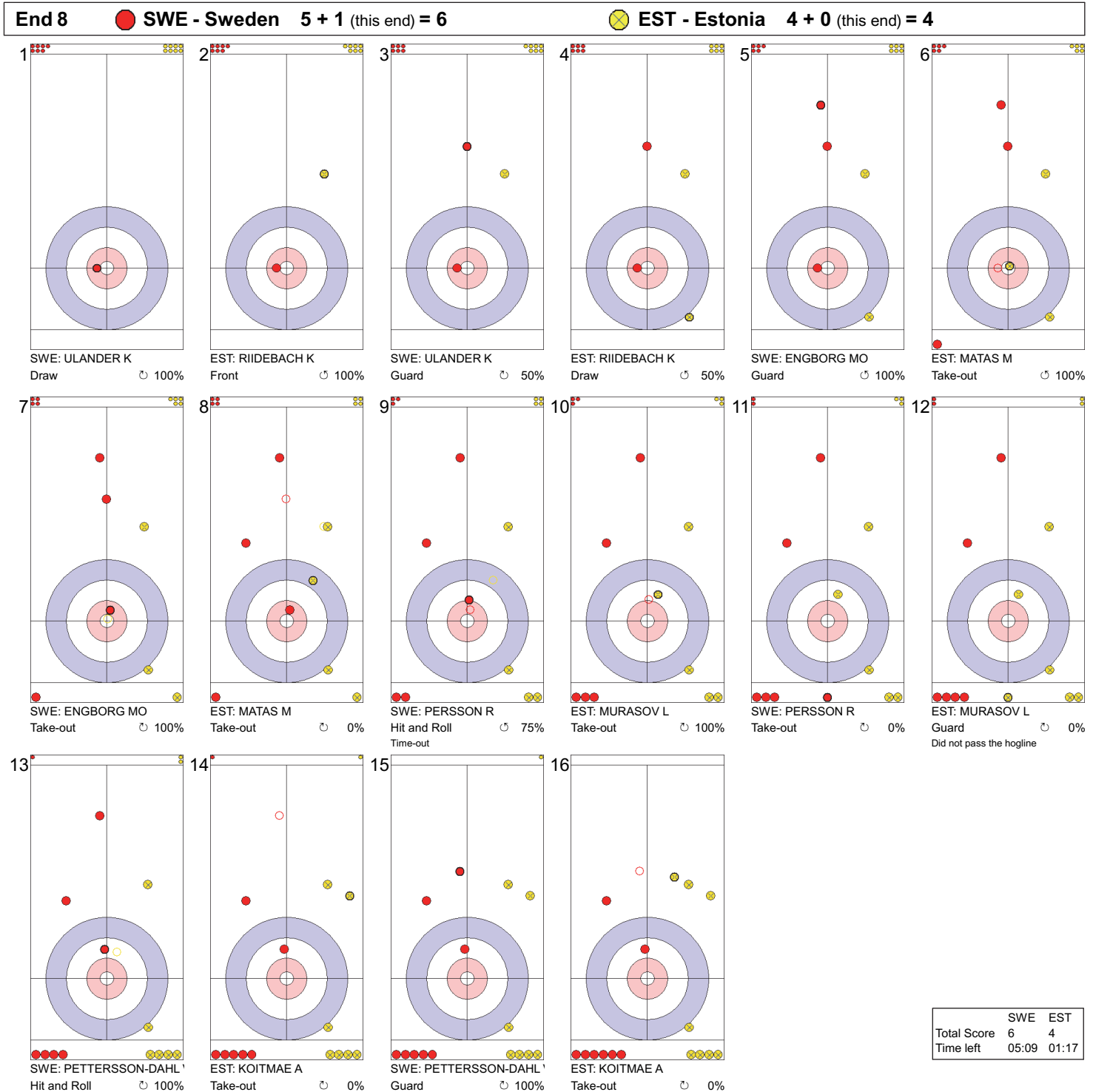


**Legend:**

↻ Clockwise      ↺ Counter-clockwise      - Not considered



**Game - Shot by Shot**  
每投统计数据



**Legend:**  
 ↻ Clockwise      ↺ Counter-clockwise      - Not considered



## Game Results

### 比赛成绩

Sheet	Game	Team	LSFE	1	2	3	4	5	6	7	8	Extra Ends	Total
C	7	LAT - Latvia	*	2	0	0	1	2	0	1	0		6
	6	NOR - Norway		0	0	2	0	0	3	0	3		8

LAT - Latvia			Shot Success	
			Game	All
4	S	ROZKOVA Polina	F	45%
3		DJACENKO Sergejs	M	61%
2		LASMANS Agris	M	70%
1	V	BRIEDIS Ojars	M	63%
A		DIMBOVSKIS Aleksandrs	M	-
Team Total			60%	64%

NOR - Norway			Shot Success	
			Game	All
4	S	SYVERSEN Ole Fredrik	M	53%
3	V	STORDAHL Jostein	M	47%
2		SKOGSTAD Geir Arne	M	64%
1		LOECHEN Sissel	F	86%
A		SVEBERG Mia	F	-
Team Total			63%	63%

Last Stone Draw		Distance
⌚	DJACENKO Sergejs	57.5cm
⌚	ROZKOVA Polina	199.6cm
<b>Total</b>		<b>257.1cm</b>

Time remaining: 0 minutes 31 seconds  
Time-out: End 6 - LAT stone 5

Last Stone Draw		Distance
⌚	LOECHEN Sissel	199.6cm
⌚	STORDAHL Jostein	145.7cm
<b>Total</b>		<b>345.3cm</b>

Time remaining: 0 minutes 54 seconds  
Time-out: End 6 - NOR stone 6

### Shot Success Analysis

LAT - Latvia		⌚	⌚	Game
4	ROZKOVA Polina	Draws	6 42%	2 88%
	Take-outs	2 38%	6 38%	8 38%
	Total	8 41%	8 50%	16 45%
3	DJACENKO Sergejs	Draws	6 79%	2 75%
	Take-outs	2 88%	6 29%	8 44%
	Total	8 81%	8 41%	16 61%
2	LASMANS Agris	Draws	5 65%	2 50%
	Take-outs	5 75%	4 81%	9 78%
	Total	10 70%	6 71%	16 70%
1	BRIEDIS Ojars	Draws	12 75%	2 0%
	Take-outs	1 100%	1 0%	2 50%
	Total	13 77%	3 0%	16 63%
A	DIMBOVSKIS Aleksandrs	Draws	0 -	0 -
	Take-outs	0 -	0 -	0 -
	Total	0 -	0 -	0 -
Team		Draws	29 67%	8 53%
Take-outs		10 73%	17 43%	27 54%
Total		39 69%	25 46%	64 60%

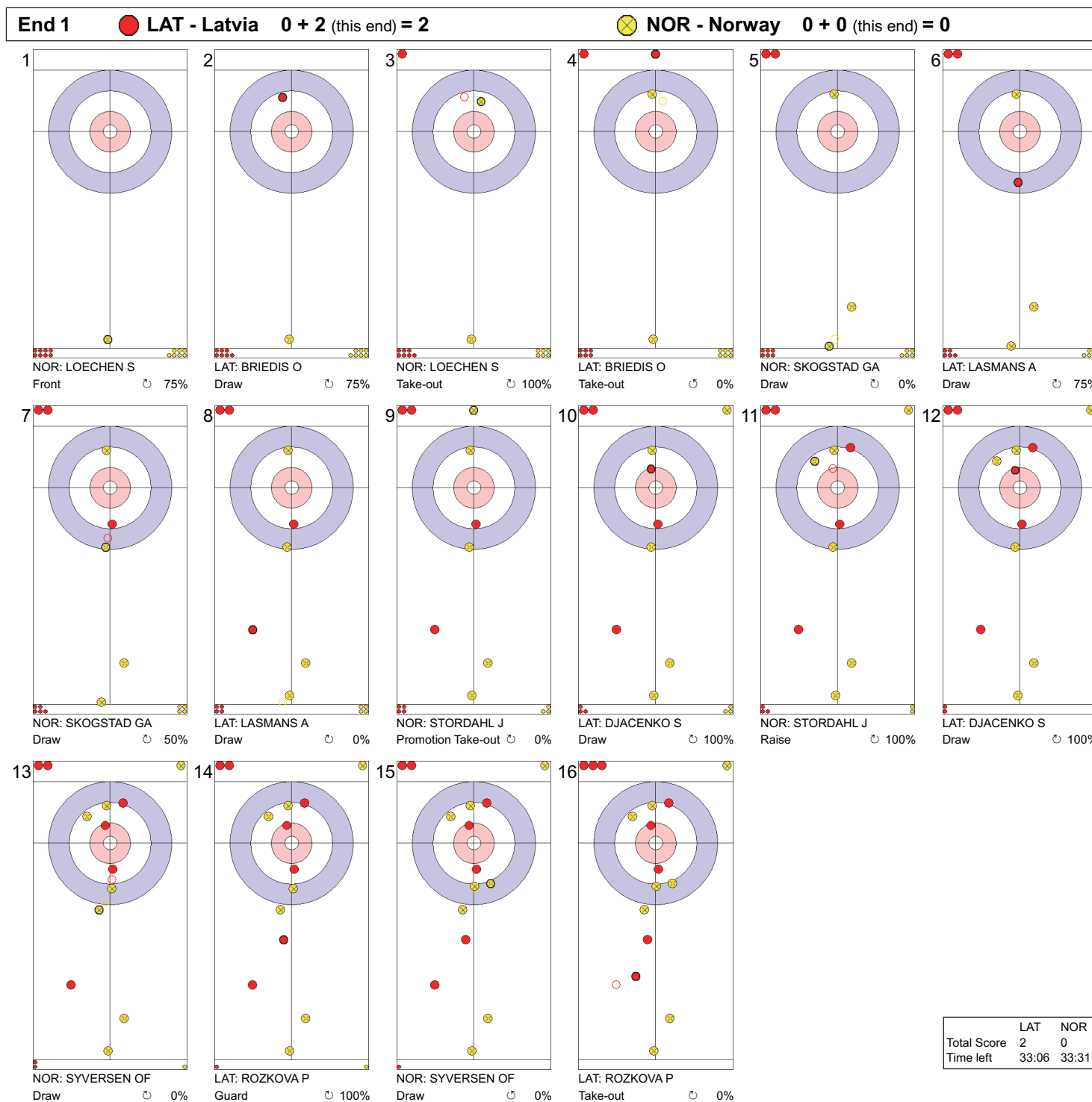
NOR - Norway		⌚	⌚	Game
4	SYVERSEN Ole Fredrik	Draws	6 58%	3 33%
	Take-outs	5 60%	1 50%	6 58%
	Total	11 59%	4 38%	15 53%
3	STORDAHL Jostein	Draws	5 45%	6 29%
	Take-outs	2 25%	3 100%	5 70%
	Total	7 39%	9 53%	16 47%
2	SKOGSTAD Geir Arne	Draws	8 59%	0 -
	Take-outs	4 75%	4 63%	8 69%
	Total	12 65%	4 63%	16 64%
1	LOECHEN Sissel	Draws	5 90%	6 71%
	Take-outs	5 100%	0 -	5 100%
	Total	10 95%	6 71%	16 86%
A	SVEBERG Mia	Draws	0 -	0 -
	Take-outs	0 -	0 -	0 -
	Total	0 -	0 -	0 -
Team		Draws	24 63%	15 47%
Take-outs		16 72%	8 75%	24 73%
Total		40 66%	23 57%	63 63%

**Note:**  
Position and function for each team member:  
4 = Fourth, 3 = Third, 2 = Second, 1 = Lead, A = Alternate, S = Skip, V = Vice-Skip

**Legend:**  
⌚ Clockwise      ⌚ Counter-clockwise      F Female  
LSFE(\*) Last Stone First End      M Male



**Game - Shot by Shot**  
每投统计数据



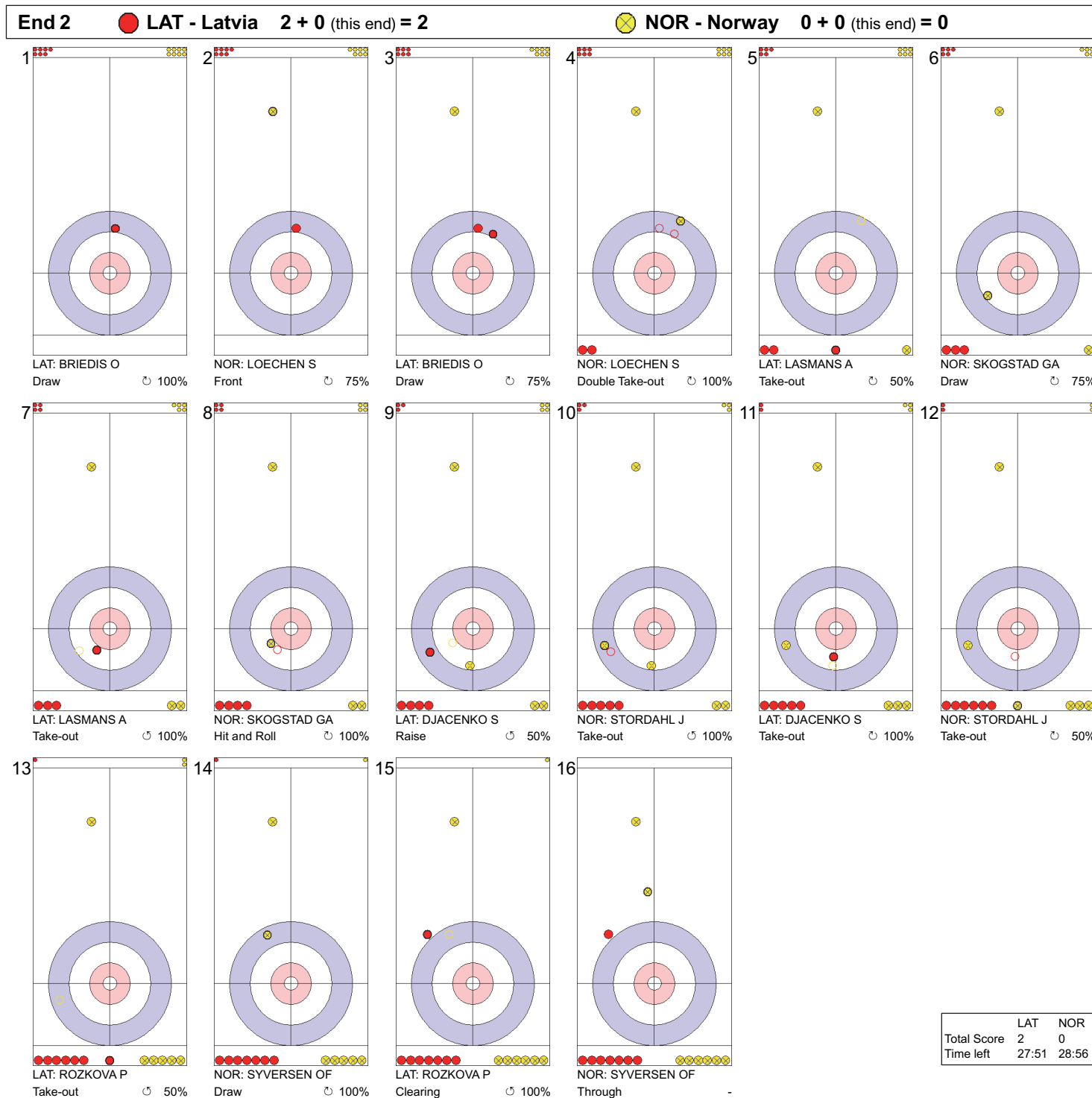
**Legend:**

↻ Clockwise      ↺ Counter-clockwise      - Not considered





Game - Shot by Shot  
每投统计数据



**Legend:**  
 ↻ Clockwise      ↺ Counter-clockwise      - Not considered



**Game - Shot by Shot**  
每投统计数据

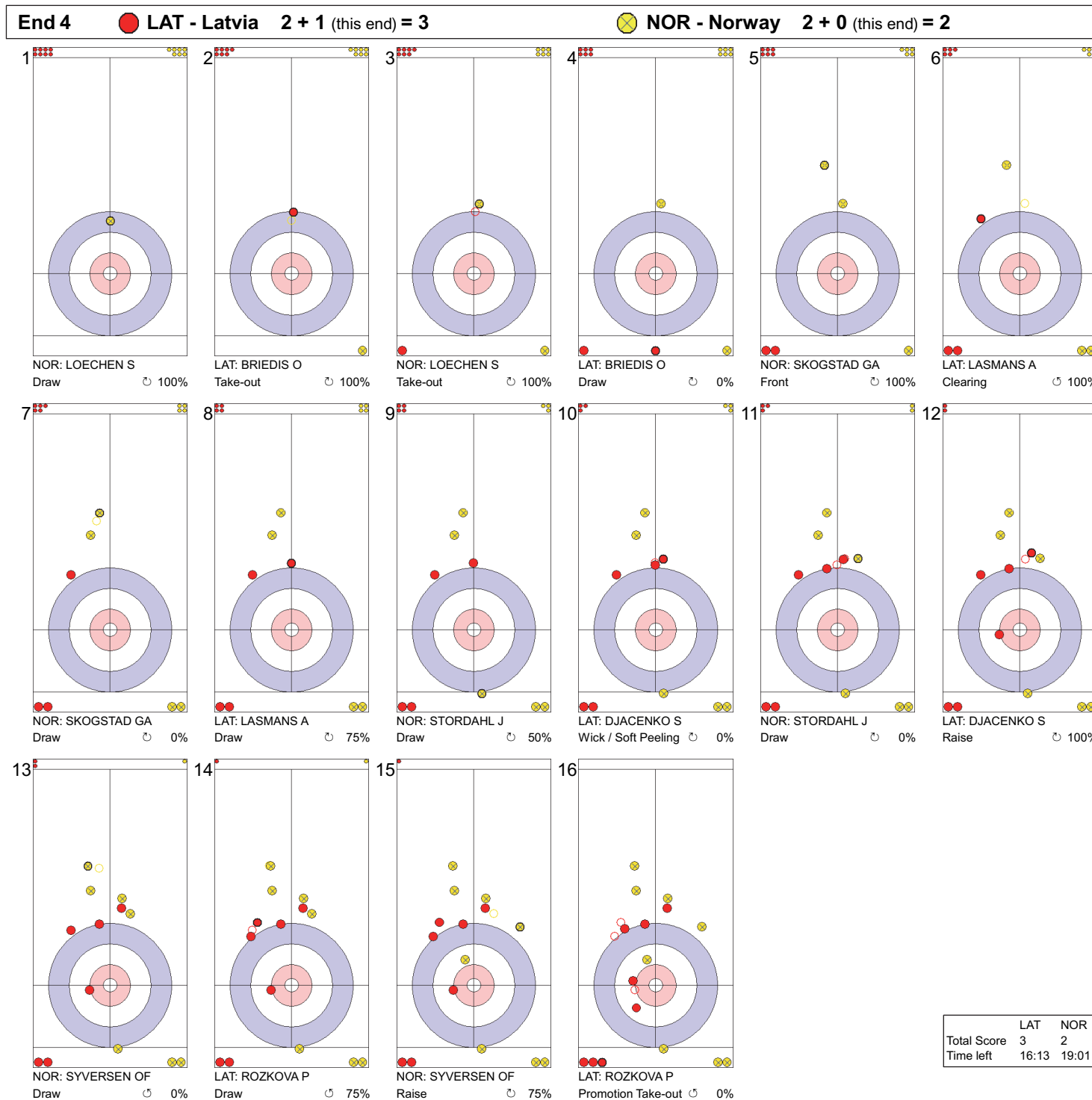


**Legend:**

↻ Clockwise      ↺ Counter-clockwise      - Not considered



Game - Shot by Shot  
每投统计数据

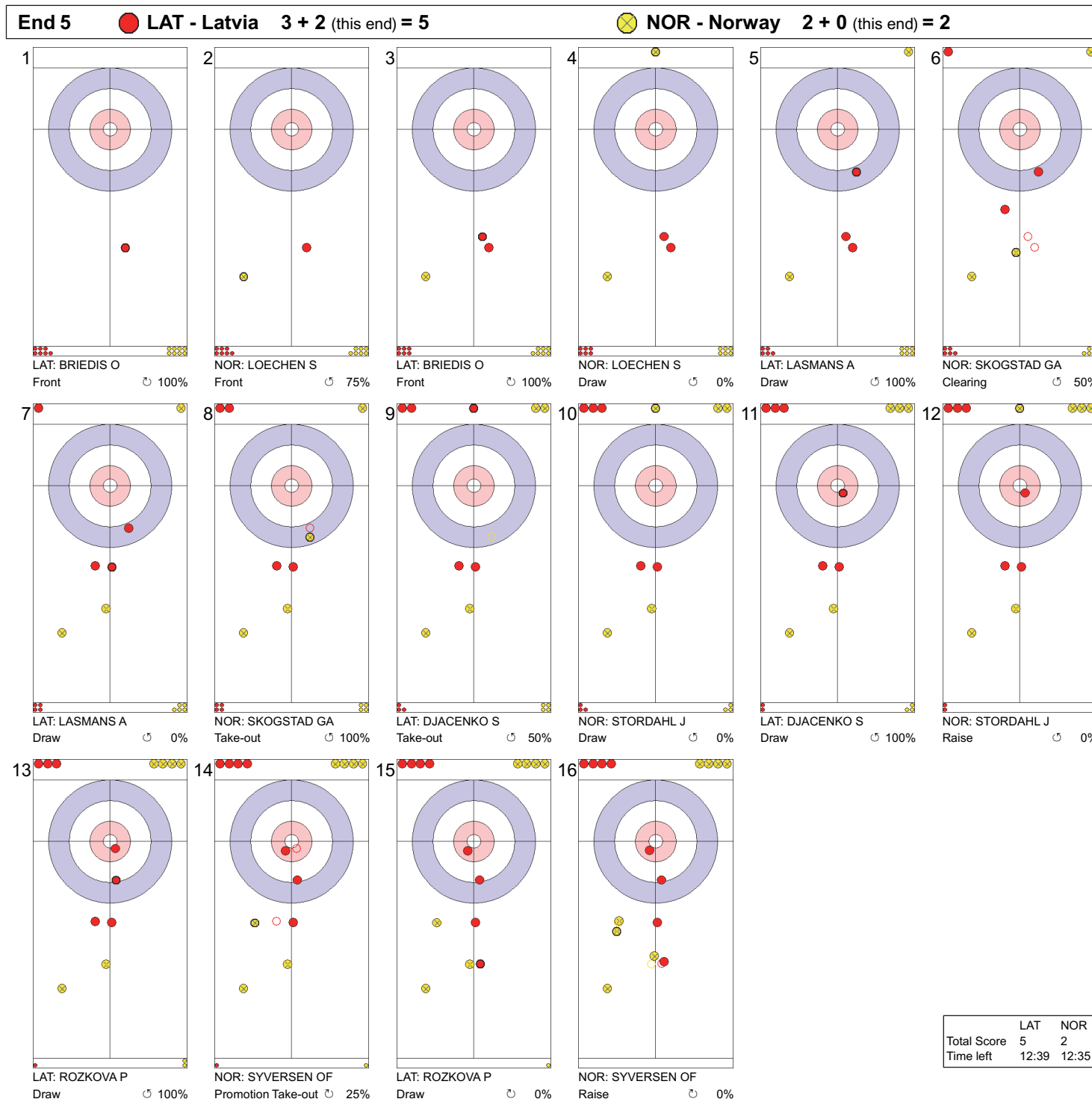


Legend:

↻ Clockwise      ↺ Counter-clockwise      - Not considered



**Game - Shot by Shot**  
每投统计数据

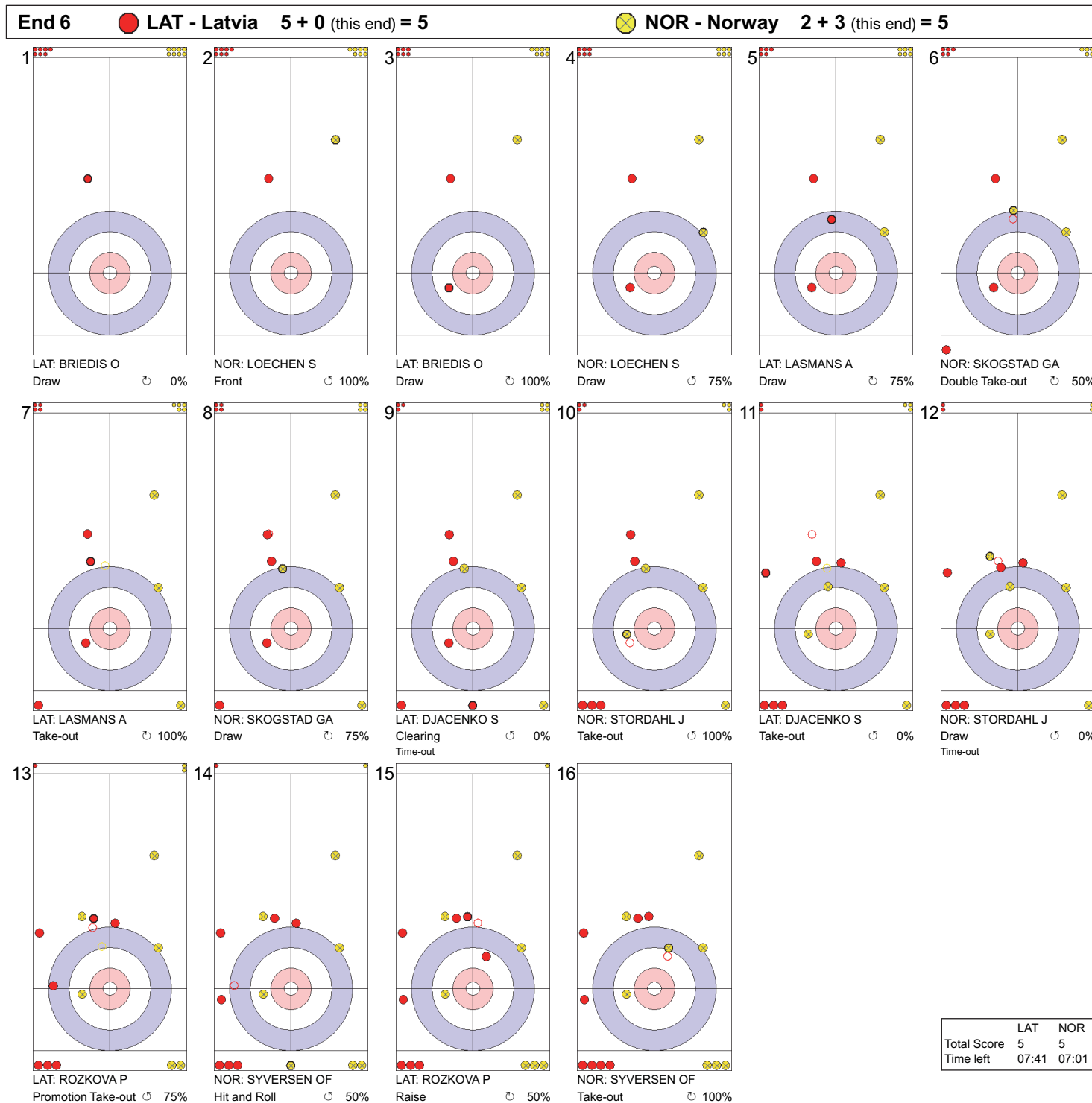


**Legend:**

↻ Clockwise      ↺ Counter-clockwise      - Not considered



Game - Shot by Shot  
每投统计数据

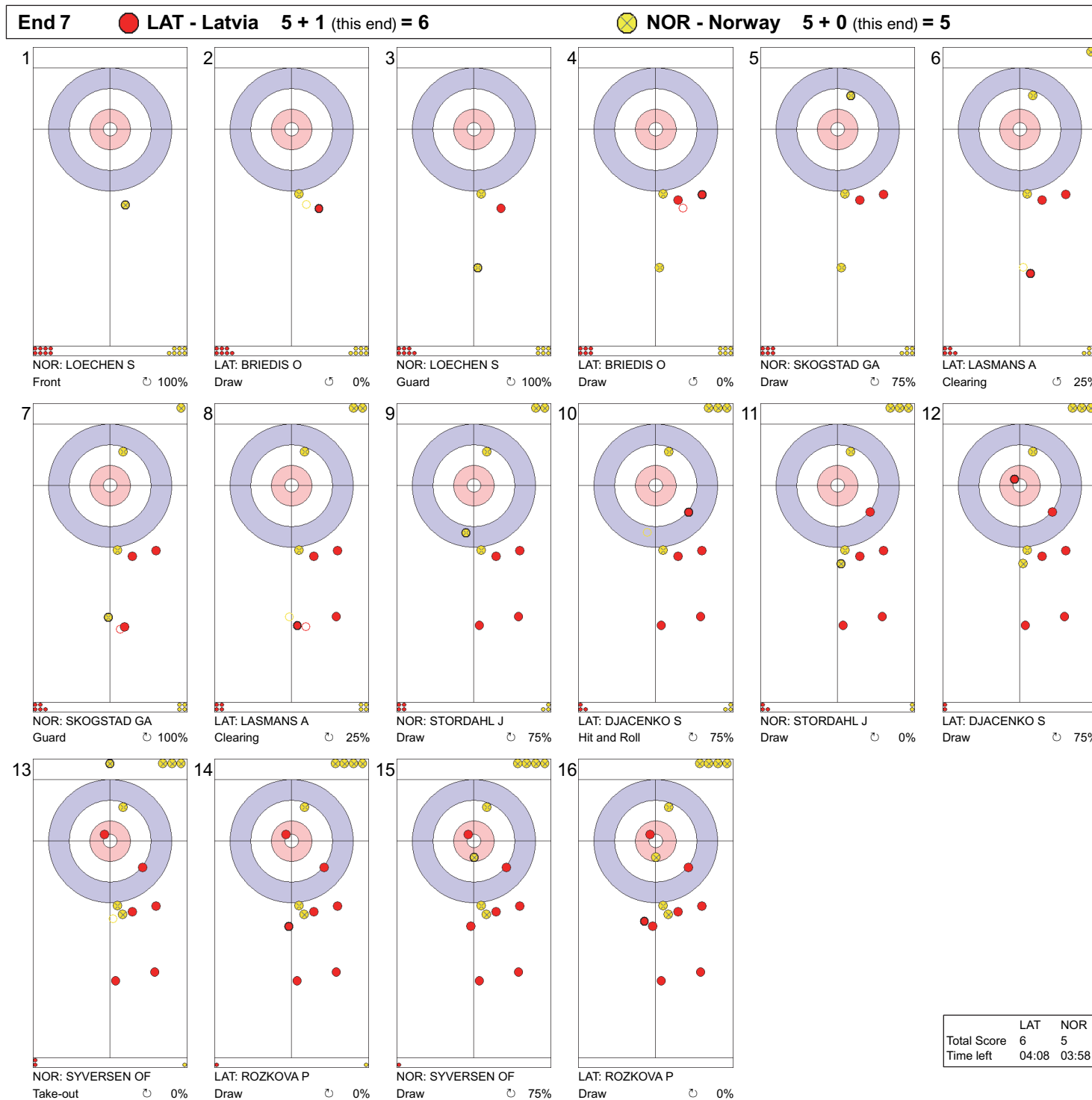


Legend:

↻ Clockwise      ↺ Counter-clockwise      - Not considered



**Game - Shot by Shot**  
每投统计数据

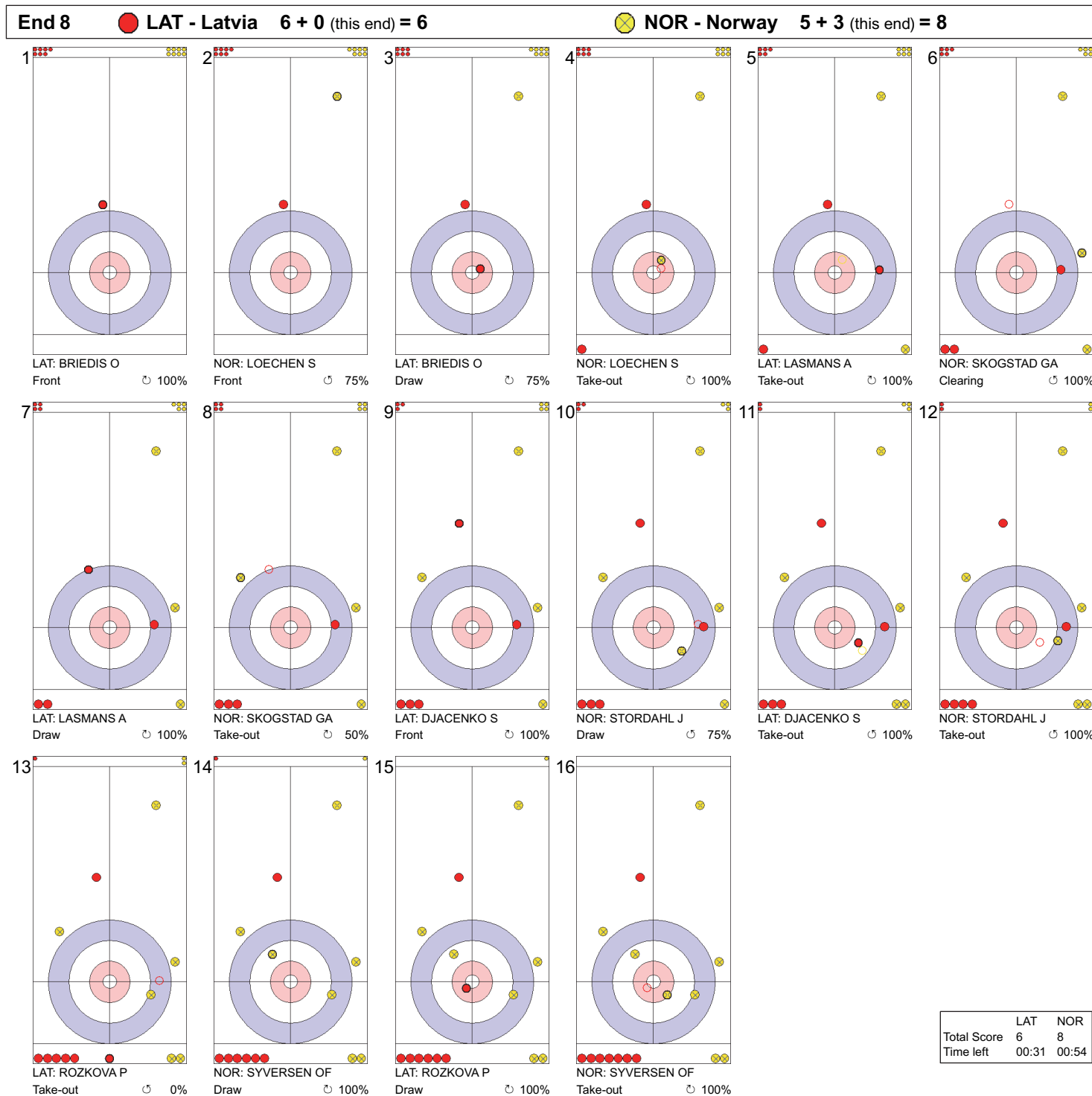


**Legend:**

↻ Clockwise   ↺ Counter-clockwise   - Not considered



**Game - Shot by Shot**  
每投统计数据



**Legend:**

🕒 Clockwise   🕒 Counter-clockwise   - Not considered



## Session Results and Standings

每轮比赛成绩和排名

Sheet	Game	Team	LSFE	1	2	3	4	5	6	7	8	Extra	Ends	Total
B	6	SUI - Switzerland		0	1	0	0	3	3	0	0			7
	6	LAT - Latvia	*	3	0	2	1	0	0	2	1			9
C	5	GBR - Great Britain		0	3	2	0	4	1	0	X			10
	5	EST - Estonia	*	1	0	0	3	0	0	1	X			5
D	5	KOR - Republic of Korea		0	1	1	2	0	4	0	1			9
	6	CAN - Canada	*	0	0	0	0	2	0	2	0			4

## Current Standings

Rank	Team	Games	Wins	Losses
1	CAN - Canada	6	4	2
1	LAT - Latvia	6	4	2
3	SWE - Sweden	4	3	1
4	CHN - People's Republic of China	5	3	2
4	GBR - Great Britain	5	3	2
6	SVK - Slovakia	4	2	2
7	EST - Estonia	5	2	3
7	KOR - Republic of Korea	5	2	3
7	NOR - Norway	5	2	3
7	USA - United States of America	5	2	3
11	SUI - Switzerland	6	1	5

**Note:**  
Under WCF rules, tie-breaking rules for standings are not applied until after the last game of the round robin.

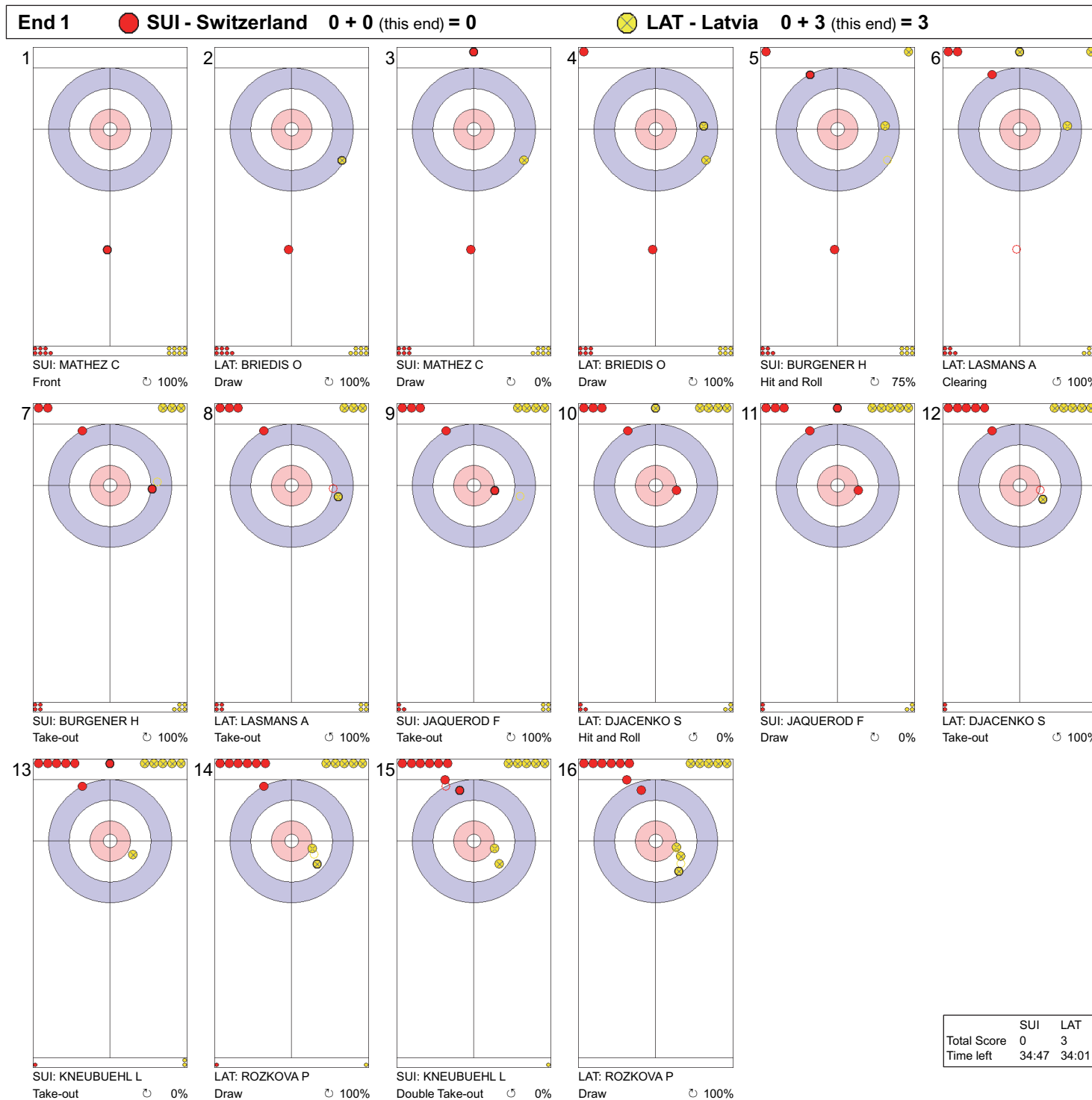
**Legend:**  
LSFE(\*) Last Stone First End      X      Unplayed/unfinished end due to concession







**Game - Shot by Shot**  
每投统计数据

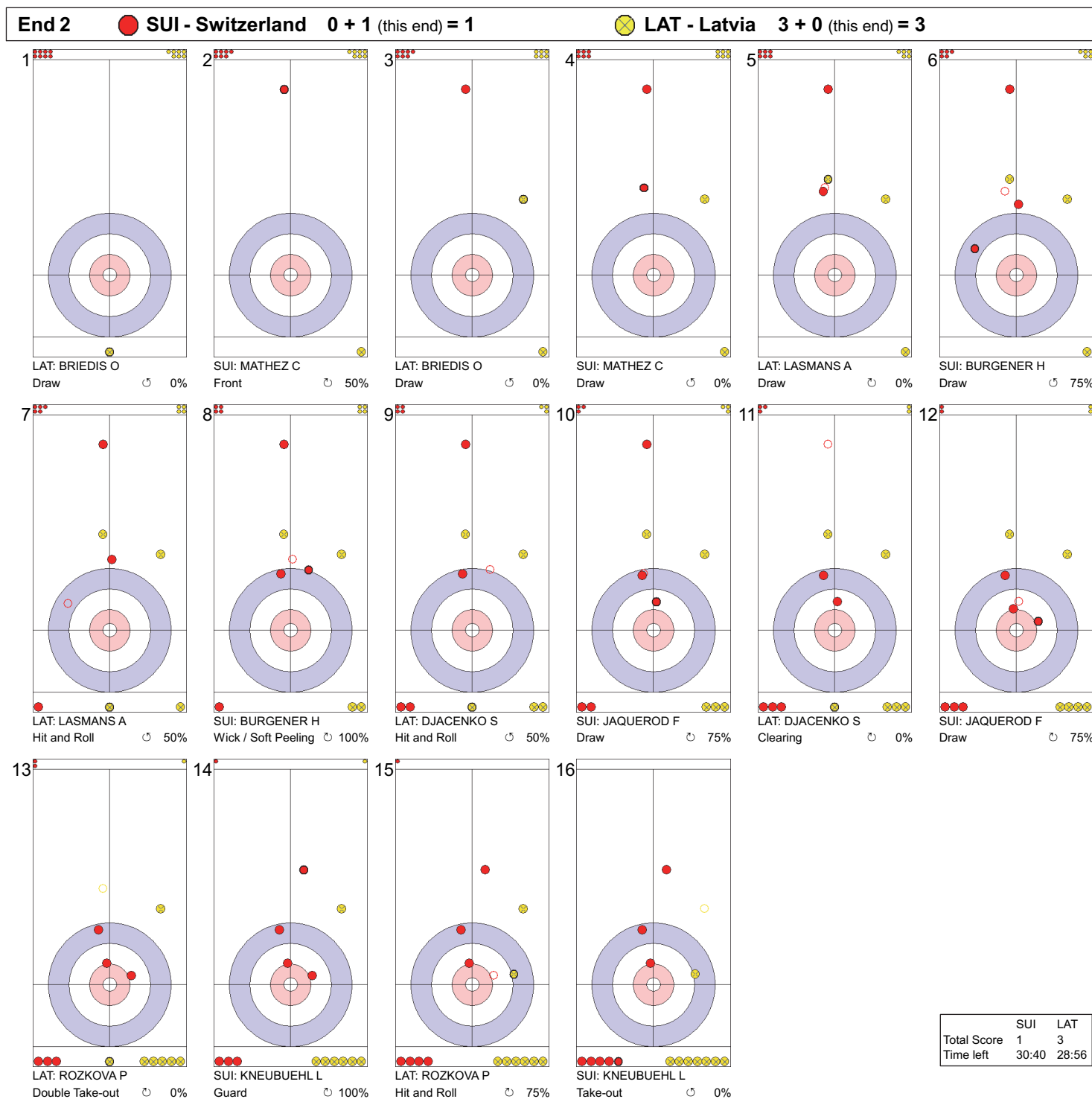


**Legend:**

↻ Clockwise   ↺ Counter-clockwise   - Not considered



**Game - Shot by Shot**  
每投统计数据



**Legend:**

↻ Clockwise   ↺ Counter-clockwise   - Not considered



**Game - Shot by Shot**  
每投统计数据

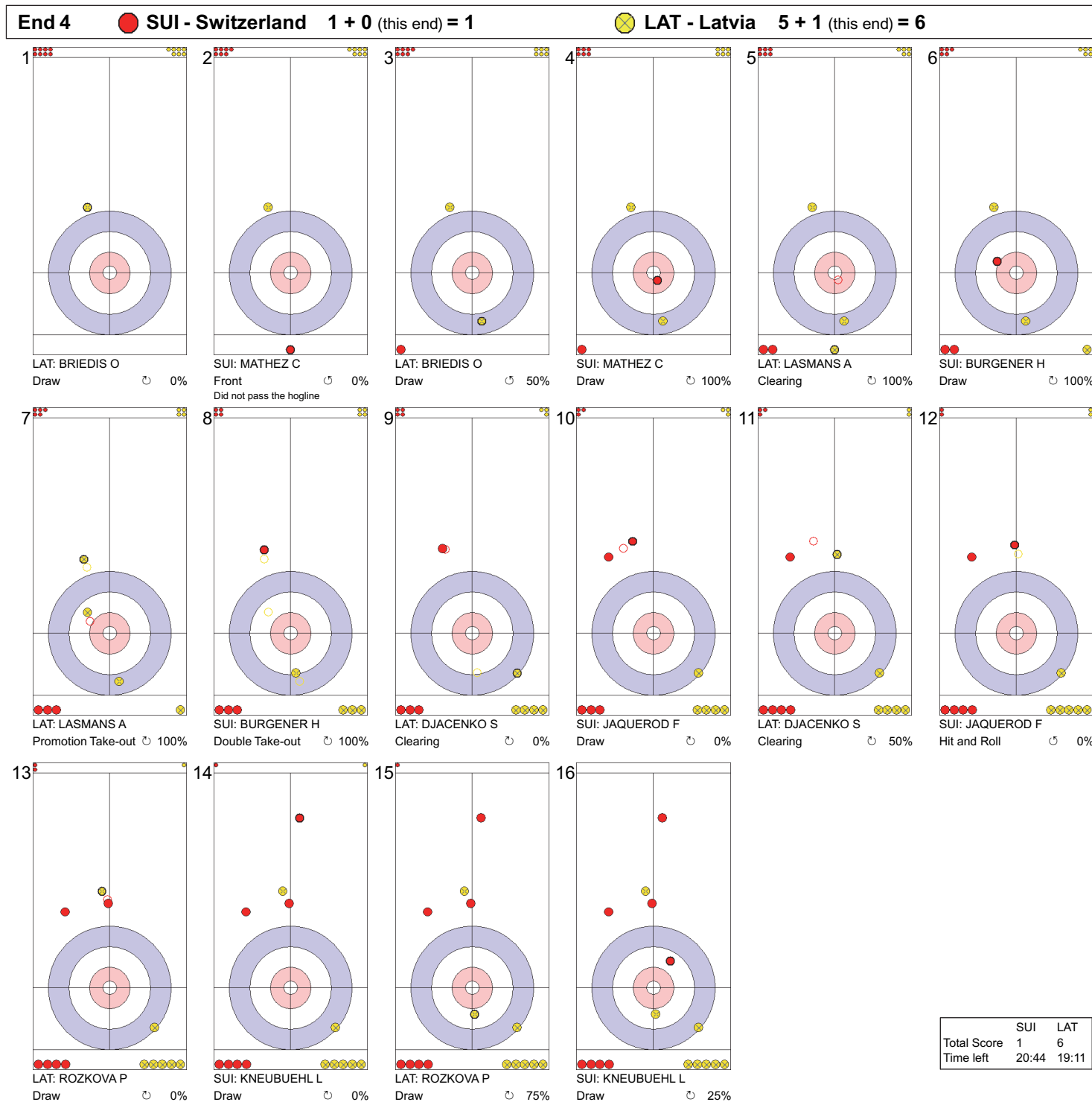


**Legend:**

↻ Clockwise      ↺ Counter-clockwise      - Not considered



**Game - Shot by Shot**  
每投统计数据



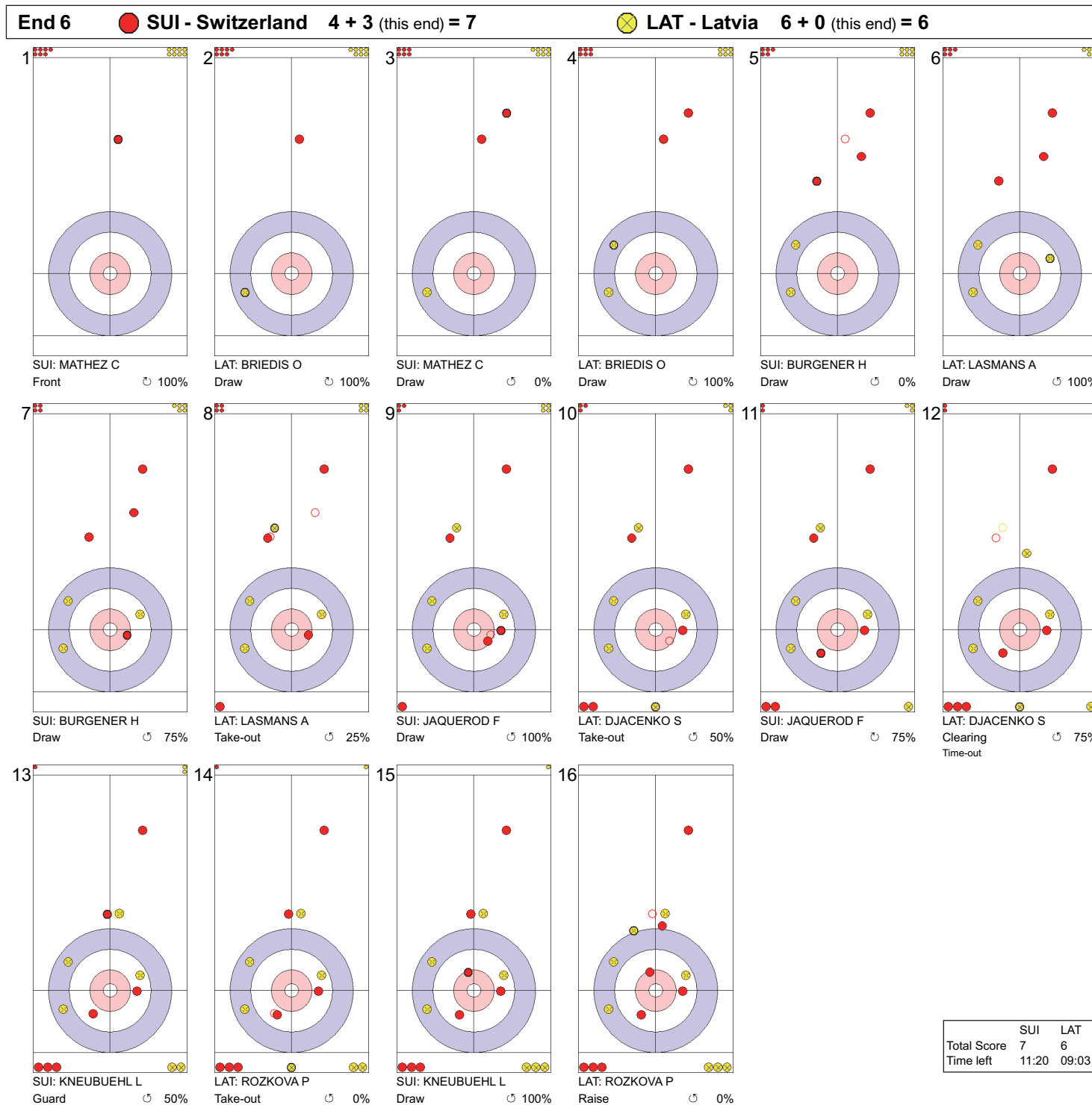
**Legend:**



↻ Clockwise      ↺ Counter-clockwise      - Not considered





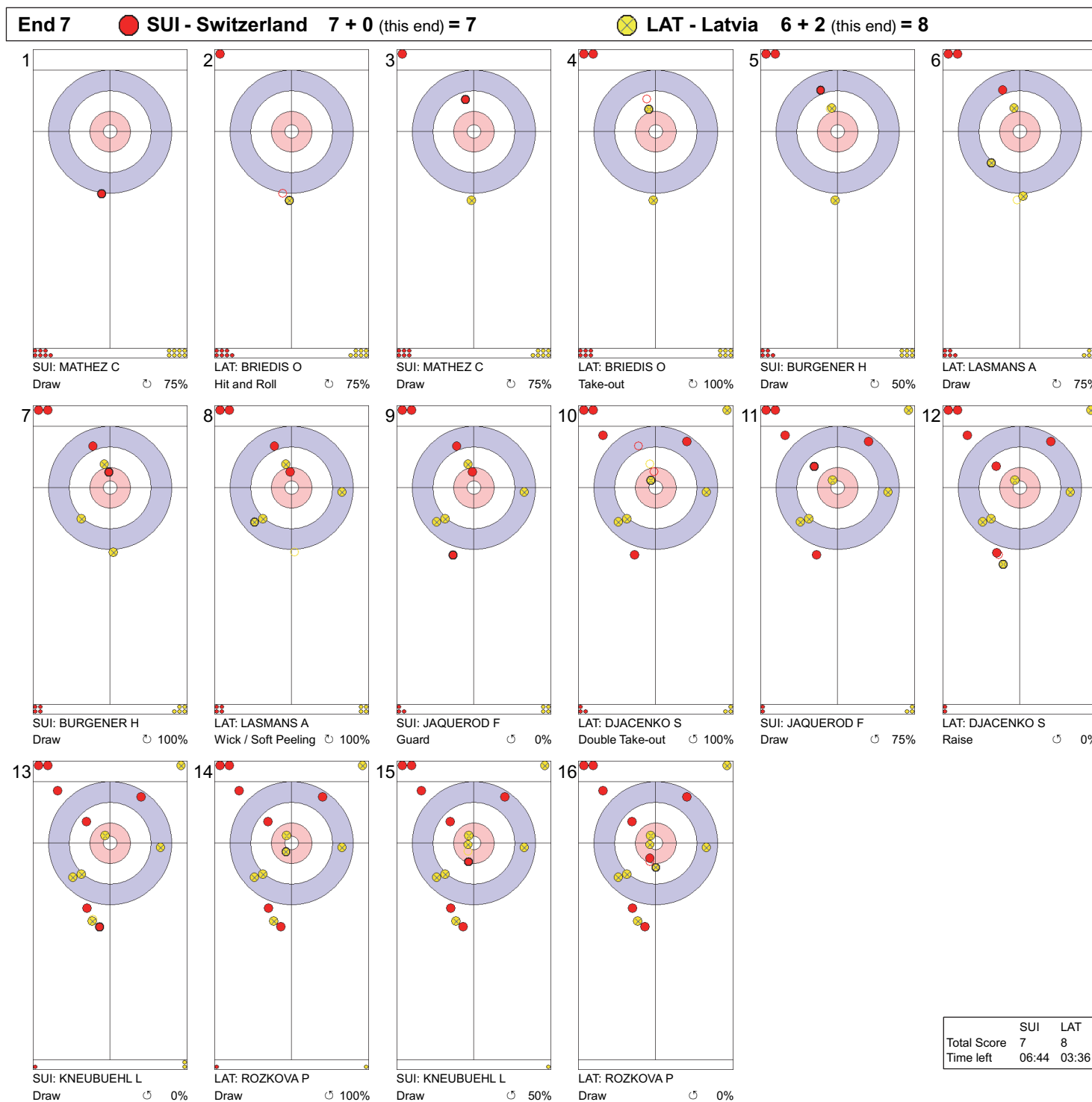
**Game - Shot by Shot**  
每投统计数据



**Legend:**  
 Clockwise     
  Counter-clockwise     
 - Not considered



**Game - Shot by Shot**  
每投统计数据



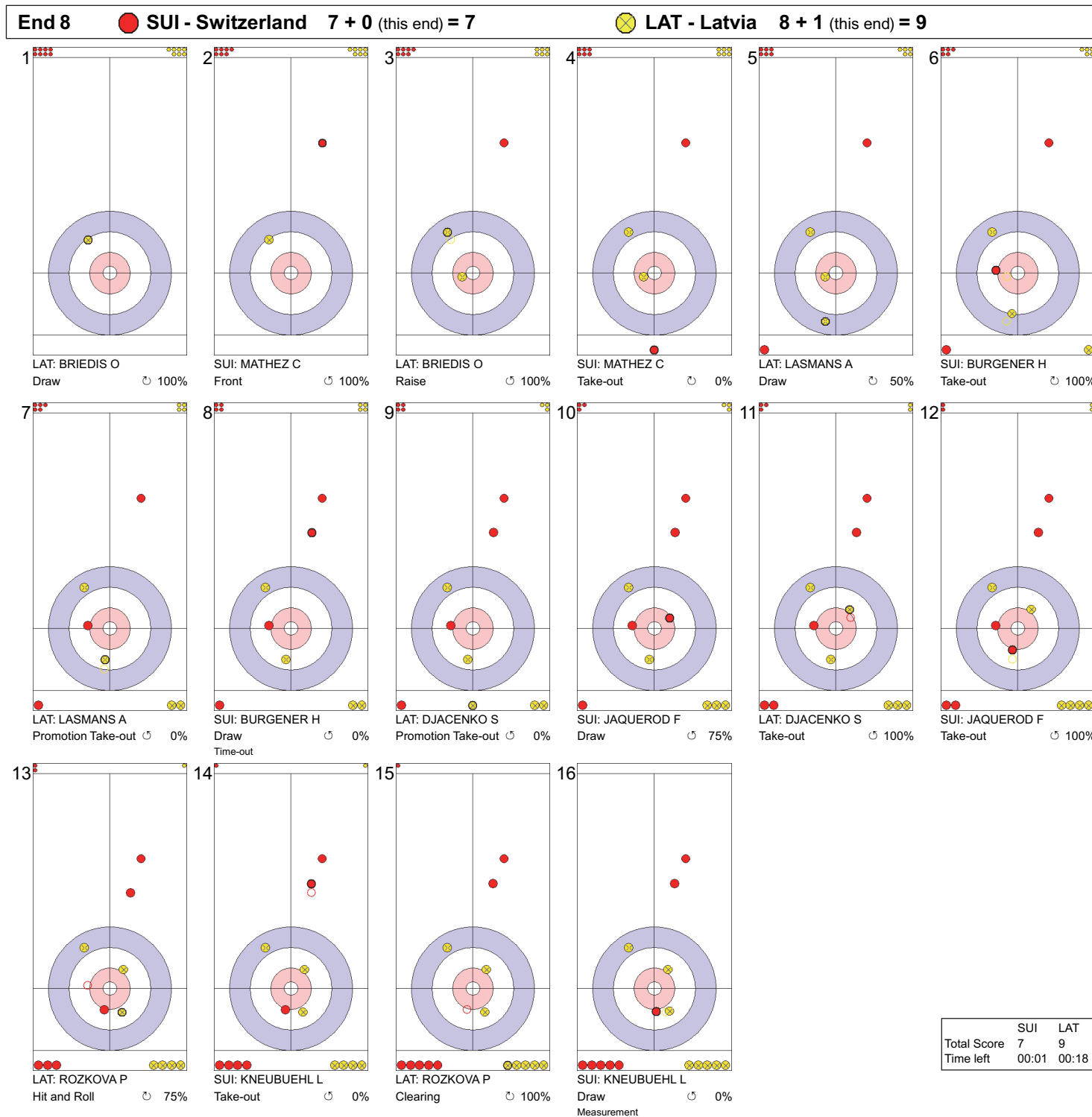
**Legend:**

↻ Clockwise      ↺ Counter-clockwise      - Not considered





Game - Shot by Shot  
每投统计数据



Legend:

↻ Clockwise

↺ Counter-clockwise

- Not considered



## Game Results

### 比赛成绩

Sheet	Game	Team	LSFE	1	2	3	4	5	6	7	8	Extra Ends	Total
C	5	GBR - Great Britain		0	3	2	0	4	1	0	X		10
	5	EST - Estonia	*	1	0	0	3	0	0	1	X		5

GBR - Great Britain			Shot Success		
			Game	All	
4	V	EWAN Gregor	M	75%	67%
3	S	NIBLOE Hugh	M	66%	61%
2		MELROSE David	M	57%	48%
1		DAWSON-FARRELL Meggan	F	64%	60%
A		SMITH Gary	M	-	-
Team Total				66%	59%

EST - Estonia			Shot Success		
			Game	All	
4	S	KOITMAE Andrei	M	48%	51%
3	V	MURASOV Lauri	M	54%	60%
2		MATAS Mait	M	45%	63%
1		RIIDEBACH Katlin	F	61%	74%
A		FALKENBERG Signe	F	-	-
Team Total				52%	62%

**Last Stone Draw**

	Distance
☺ DAWSON-FARRELL Meggan	199.6cm
☹ EWAN Gregor	69.3cm
<b>Total</b>	<b>268.9cm</b>

Time remaining: 9 minutes 0 seconds

**Last Stone Draw**

	Distance
☺ KOITMAE Andrei	64.8cm
☹ MATAS Mait	9.4cm
<b>Total</b>	<b>74.2cm</b>

Time remaining: 5 minutes 58 seconds

## Shot Success Analysis

GBR - Great Britain		☺	☹	Game
4	EWAN Gregor	Draws 5 90%	2 0%	7 64%
		Take-outs 4 100%	3 67%	7 86%
		Total 9 94%	5 40%	14 75%
3	NIBLOE Hugh	Draws 6 58%	2 63%	8 59%
		Take-outs 2 100%	4 63%	6 75%
		Total 8 69%	6 63%	14 66%
2	MELROSE David	Draws 3 67%	4 69%	7 68%
		Take-outs 4 50%	3 42%	7 46%
		Total 7 57%	7 57%	14 57%
1	DAWSON-FARRELL Meggan	Draws 6 75%	3 67%	9 72%
		Take-outs 3 33%	2 75%	5 50%
		Total 9 61%	5 70%	14 64%
A	SMITH Gary	Draws 0 -	0 -	0 -
		Take-outs 0 -	0 -	0 -
		Total 0 -	0 -	0 -
Team		Draws 20 73%	11 55%	31 66%
		Take-outs 13 69%	12 60%	25 65%
		Total 33 71%	23 58%	56 66%

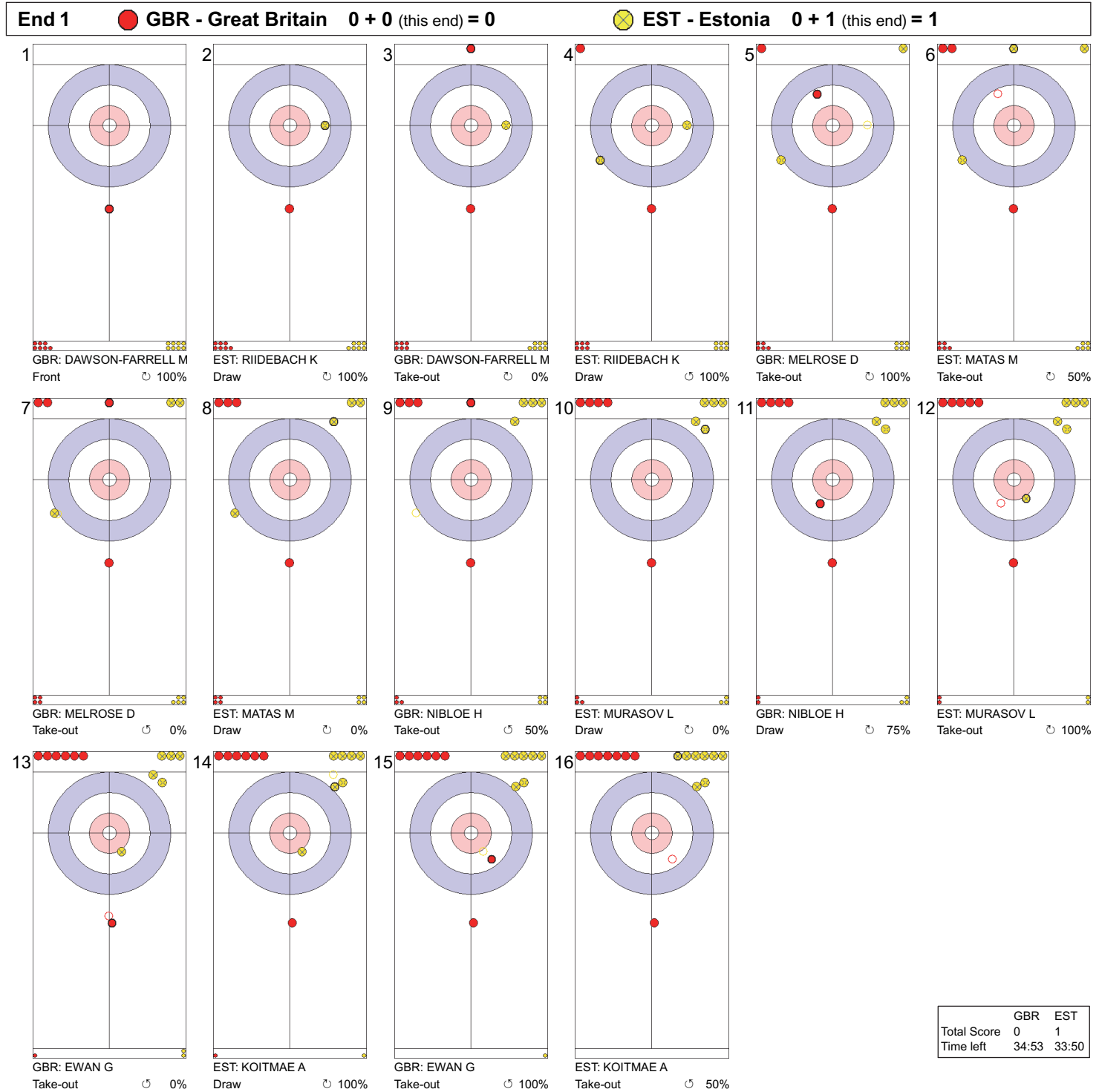
EST - Estonia		☺	☹	Game
4	KOITMAE Andrei	Draws 4 31%	5 35%	9 33%
		Take-outs 4 81%	1 50%	5 75%
		Total 8 56%	6 38%	14 48%
3	MURASOV Lauri	Draws 3 33%	4 25%	7 29%
		Take-outs 5 80%	2 75%	7 79%
		Total 8 63%	6 42%	14 54%
2	MATAS Mait	Draws 4 38%	5 55%	9 47%
		Take-outs 4 50%	1 0%	5 40%
		Total 8 44%	6 46%	14 45%
1	RIIDEBACH Katlin	Draws 8 59%	4 81%	12 67%
		Take-outs 2 25%	0 -	2 25%
		Total 10 53%	4 81%	14 61%
A	FALKENBERG Signe	Draws 0 -	0 -	0 -
		Take-outs 0 -	0 -	0 -
		Total 0 -	0 -	0 -
Team		Draws 19 45%	18 49%	37 47%
		Take-outs 15 65%	4 50%	19 62%
		Total 34 54%	22 49%	56 52%

**Note:**  
Position and function for each team member:  
4 = Fourth, 3 = Third, 2 = Second, 1 = Lead, A = Alternate, S = Skip, V = Vice-Skip

**Legend:**  
☺ Clockwise      ☹ Counter-clockwise      F Female  
LSFE(\*) Last Stone First End      M Male      X Unplayed/unfinished end due to concession



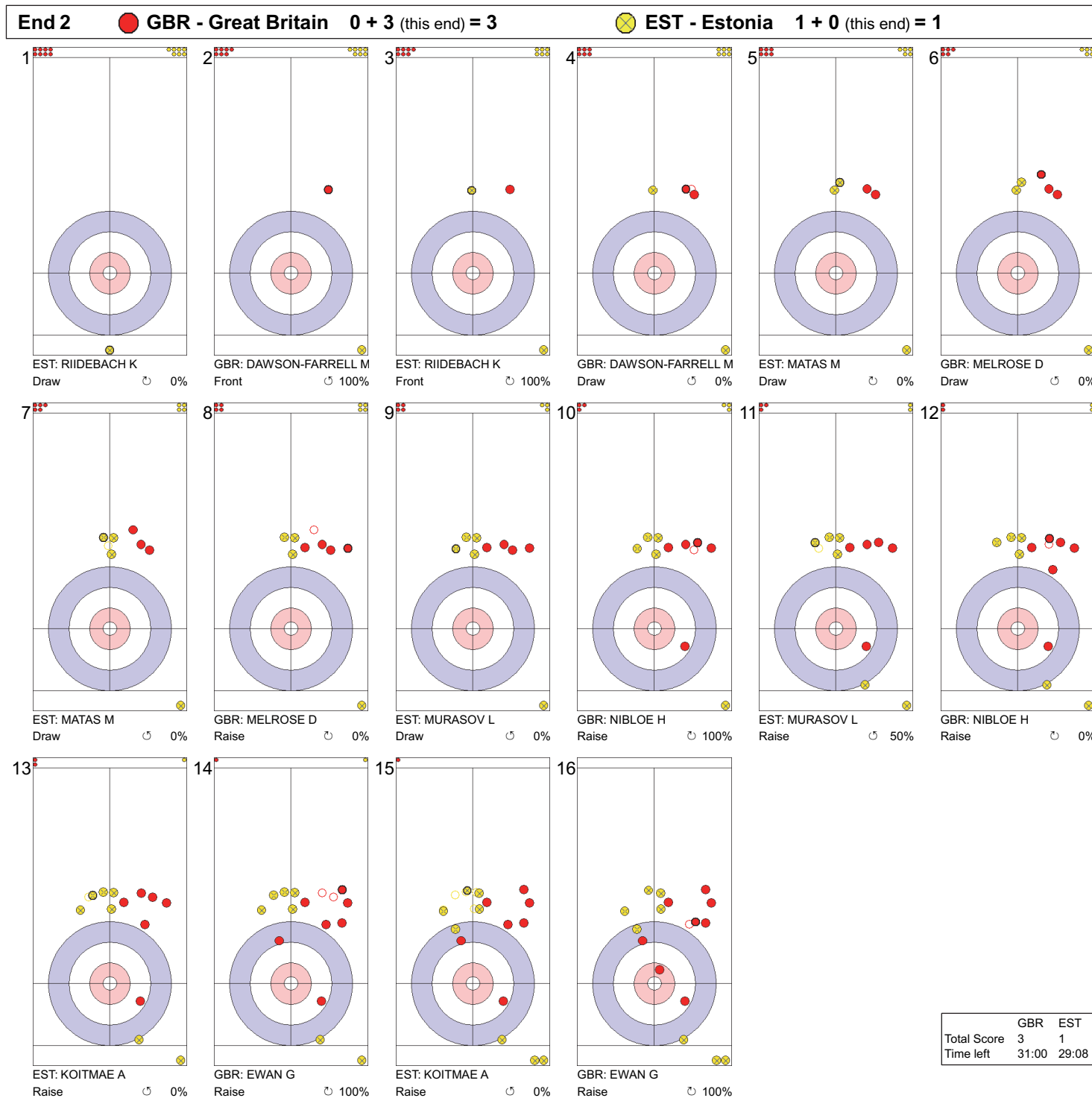
**Game - Shot by Shot**  
每投统计数据



**Legend:**  
 ↻ Clockwise      ↺ Counter-clockwise      - Not considered



Game - Shot by Shot  
每投统计数据



**Legend:**  
 ↻ Clockwise      ↺ Counter-clockwise      - Not considered



Game - Shot by Shot  
每投统计数据

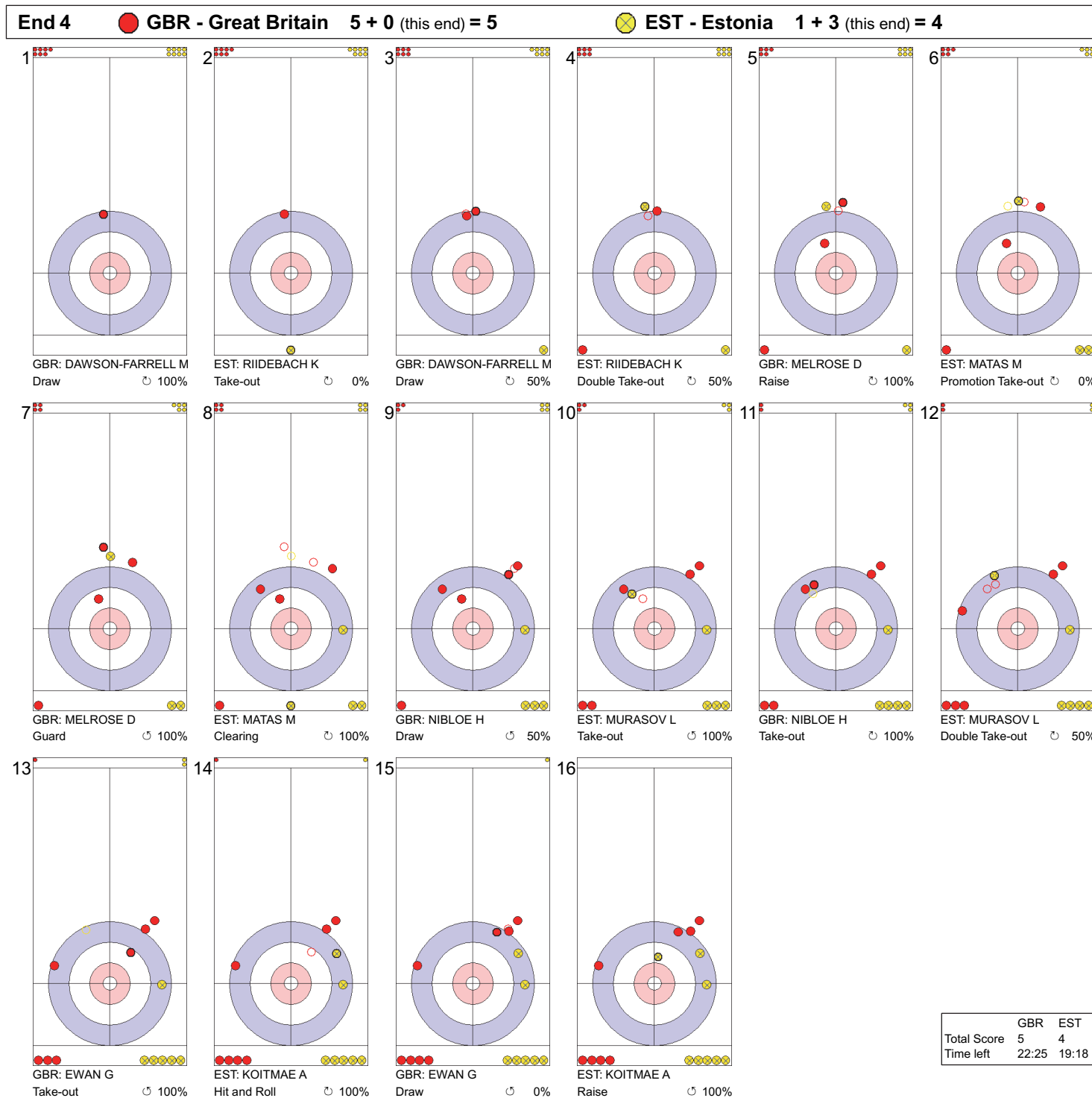


Legend:

↻ Clockwise   ↺ Counter-clockwise   - Not considered



**Game - Shot by Shot**  
每投统计数据



**Legend:**

↻ Clockwise   ↺ Counter-clockwise   - Not considered



Game - Shot by Shot  
每投统计数据

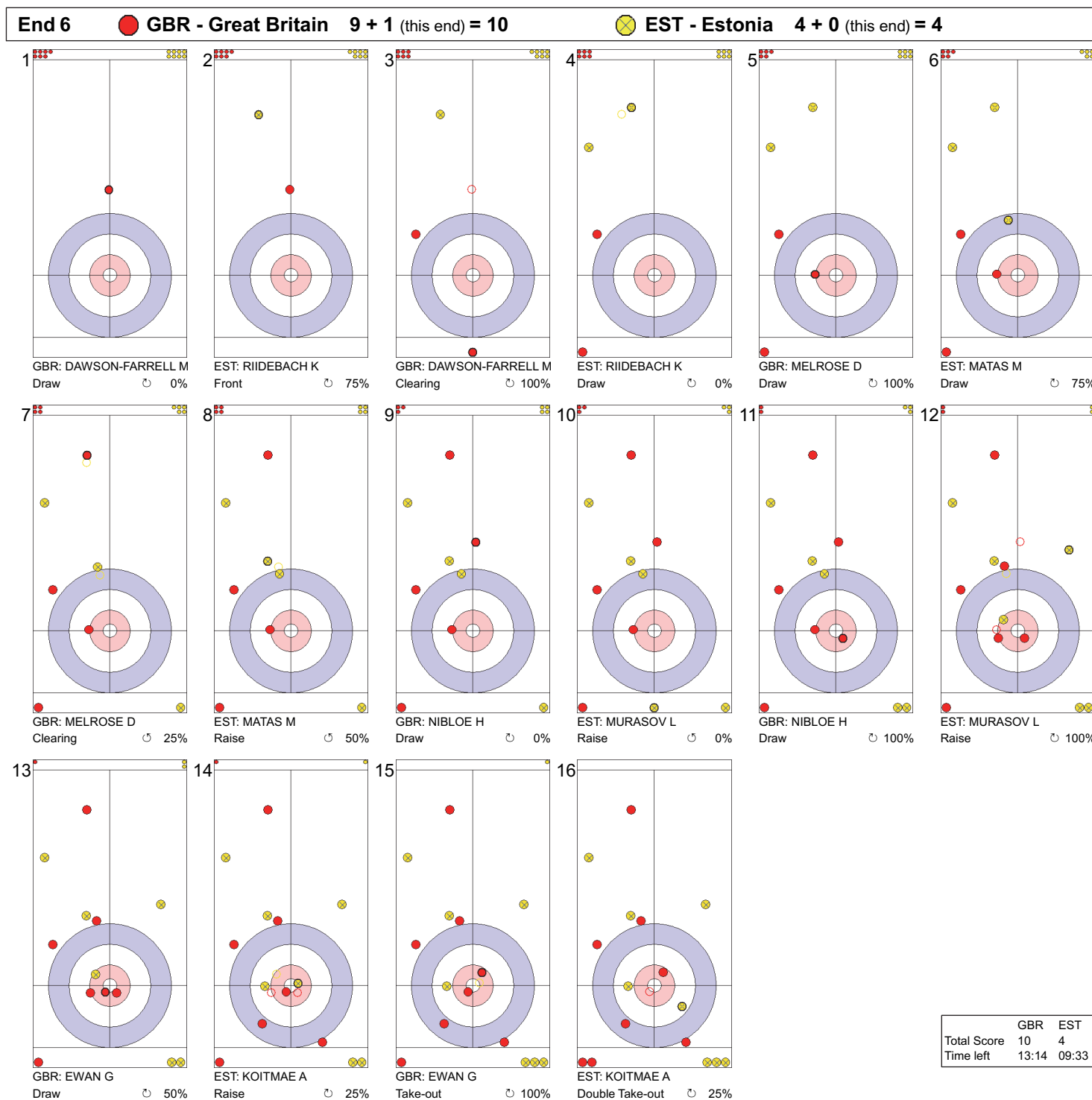


Legend:

↻ Clockwise   ↺ Counter-clockwise   - Not considered



Game - Shot by Shot  
每投统计数据



Legend:

↻ Clockwise      ↺ Counter-clockwise      - Not considered







## Game Results

### 比赛成绩

Sheet	Game	Team	LSFE	1	2	3	4	5	6	7	8	Extra Ends	Total
D	5	KOR - Republic of Korea		0	1	1	2	0	4	0	1		9
	6	CAN - Canada	*	0	0	0	0	2	0	2	0		4

KOR - Republic of Korea			Shot Success	
			Game	All
4	V	JANG Jaehyuk	M	62%
3		JUNG Sunghun	M	45%
2		YOON Eungu	M	55%
1	S	BAEK Hyejin	F	77%
A		GO Seungnam	M	79%
Team Total				63%

CAN - Canada			Shot Success	
			Game	All
4		THURSTON Jon	M	47%
3	V	FORREST Ina	F	66%
2		JOSEPH Collinda	F	75%
1	S	IDESON Mark	M	77%
A		THIESSEN Dennis	M	-
Team Total				66%

Last Stone Draw		Distance
☺	YOON Eungu	199.6cm
☹	BAEK Hyejin	153.1cm
<b>Total</b>		<b>352.7cm</b>

Last Stone Draw		Distance
☺	JOSEPH Collinda	123.2cm
☹	IDESON Mark	199.6cm
<b>Total</b>		<b>322.8cm</b>

Time remaining: 4 minutes 26 seconds

Time-out: End 8 - KOR stone 1

GO S replaced JUNG S at the beginning of end 6

Time remaining: 0 minutes 36 seconds

Time-out: End 8 - CAN stone 6

## Shot Success Analysis

KOR - Republic of Korea		☺	☹	Game
4	JANG Jaehyuk	Draws 3 58%	3 67%	6 63%
		Take-outs 2 75%	7 57%	9 61%
		Total 5 65%	10 60%	15 62%
3	JUNG Sunghun	Draws 3 50%	0 -	3 50%
		Take-outs 2 63%	5 35%	7 43%
		Total 5 55%	5 35%	10 45%
2	YOON Eungu	Draws 3 92%	0 -	3 92%
		Take-outs 10 45%	3 50%	13 46%
		Total 13 56%	3 50%	16 55%
1	BAEK Hyejin	Draws 12 96%	1 0%	13 88%
		Take-outs 2 0%	0 -	2 0%
		Total 14 82%	1 0%	15 77%
A	GO Seungnam	Draws 2 100%	1 50%	3 83%
		Take-outs 3 75%	0 -	3 75%
		Total 5 85%	1 50%	6 79%
Team		Draws 23 85%	5 50%	28 79%
		Take-outs 19 50%	15 48%	34 49%
		Total 42 69%	20 49%	62 63%

CAN - Canada		☺	☹	Game
4	THURSTON Jon	Draws 3 58%	2 100%	5 75%
		Take-outs 6 21%	4 50%	10 33%
		Total 9 33%	6 67%	15 47%
3	FORREST Ina	Draws 7 64%	4 88%	11 73%
		Take-outs 3 17%	2 100%	5 50%
		Total 10 50%	6 92%	16 66%
2	JOSEPH Collinda	Draws 5 75%	7 93%	12 85%
		Take-outs 3 42%	1 50%	4 44%
		Total 8 63%	8 88%	16 75%
1	IDESON Mark	Draws 3 75%	9 78%	12 77%
		Take-outs 4 75%	0 -	4 75%
		Total 7 75%	9 78%	16 77%
A	THIESSEN Dennis	Draws 0 -	0 -	0 -
		Take-outs 0 -	0 -	0 -
		Total 0 -	0 -	0 -
Team		Draws 18 68%	22 86%	40 78%
		Take-outs 16 38%	7 64%	23 46%
		Total 34 54%	29 81%	63 66%

### Note:

Position and function for each team member:

4 = Fourth, 3 = Third, 2 = Second, 1 = Lead, A = Alternate, S = Skip, V = Vice-Skip

### Legend:

☺ Clockwise

☹ Counter-clockwise

F Female

LSFE(\*) Last Stone First End

M Male



**Game - Shot by Shot**  
每投统计数据

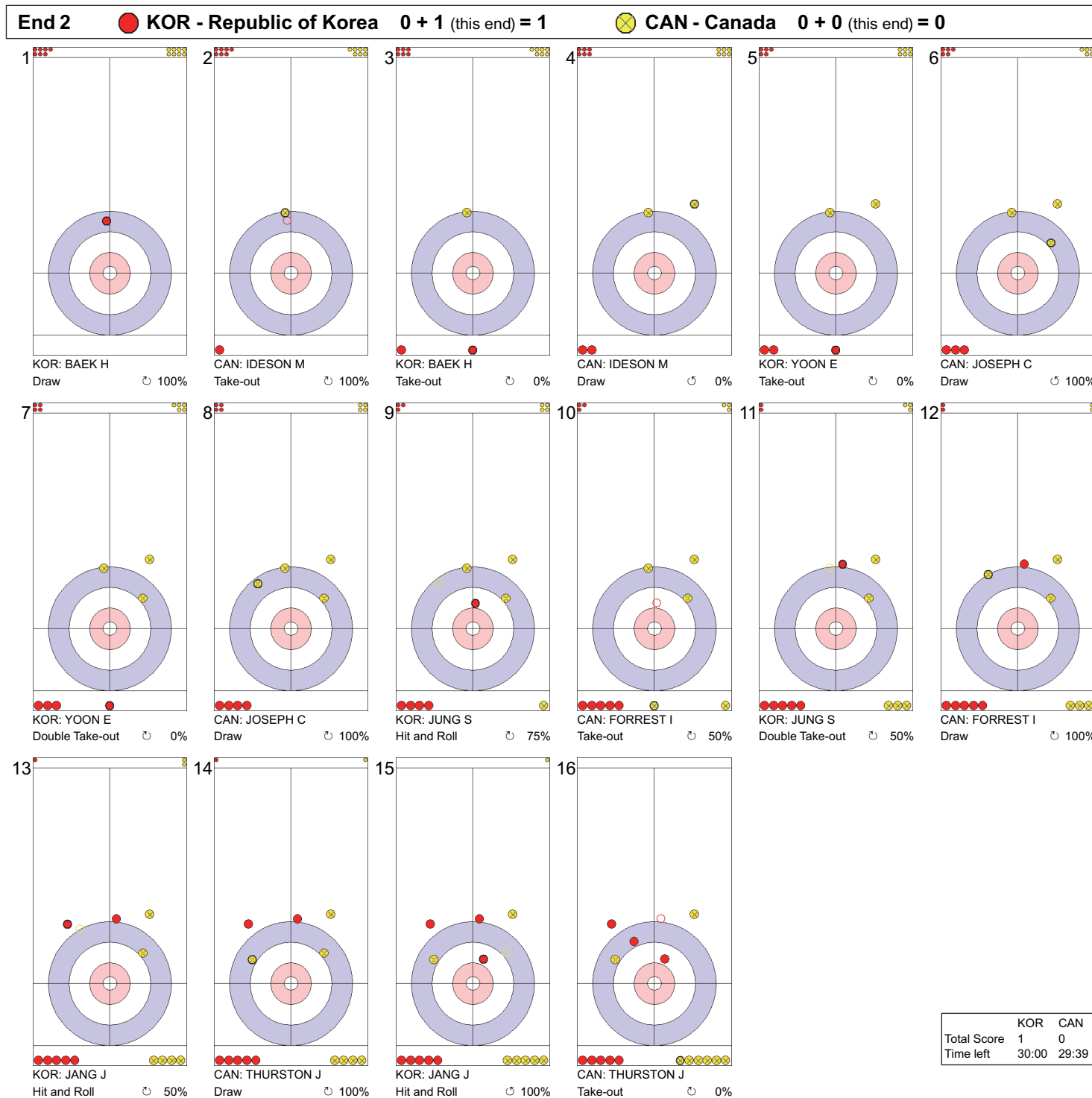


**Legend:**

↻ Clockwise   ↺ Counter-clockwise   - Not considered



Game - Shot by Shot  
每投统计数据

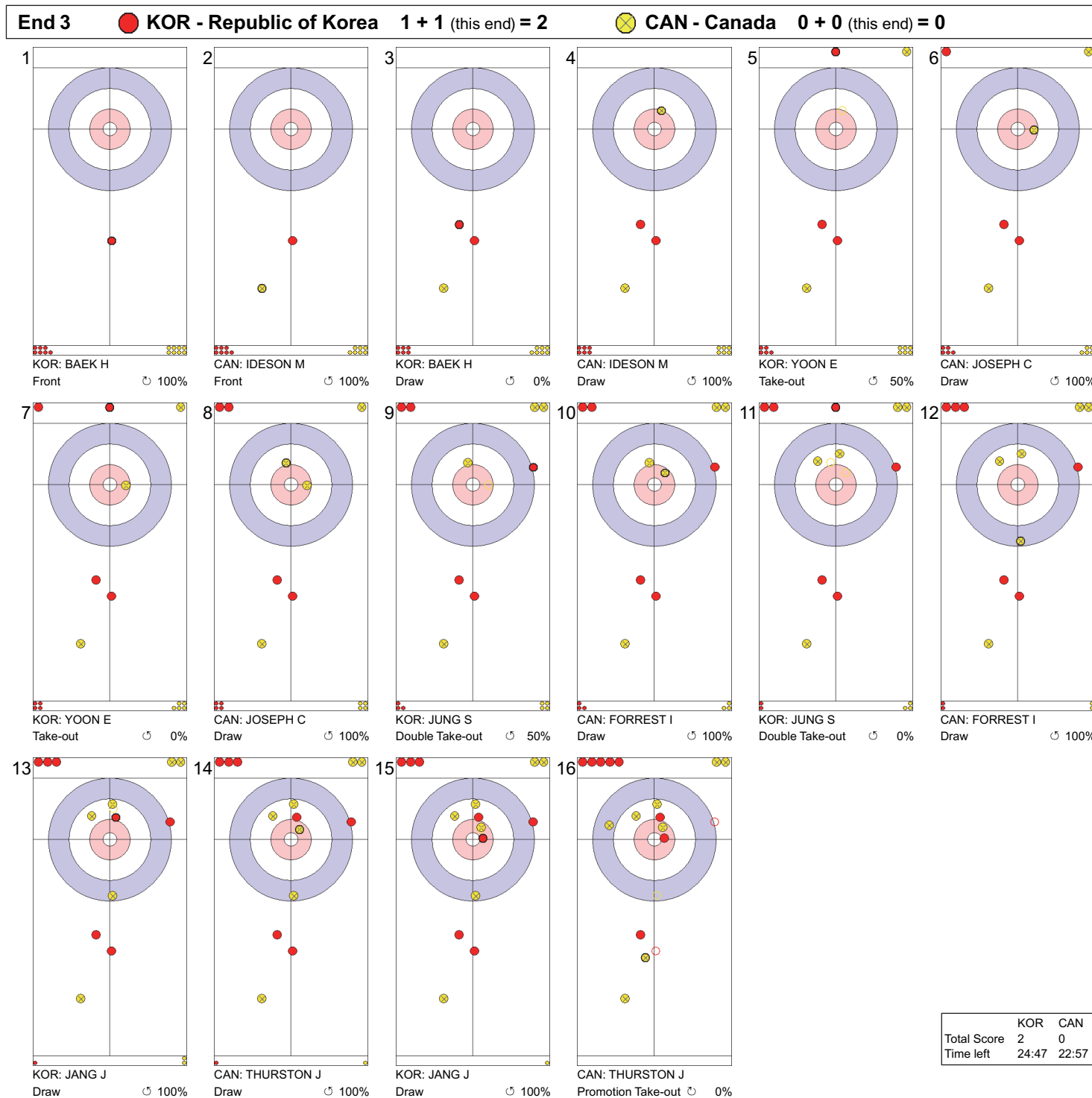


Legend:

↻ Clockwise      ↺ Counter-clockwise      - Not considered



Game - Shot by Shot  
每投统计数据



Legend:

↻ Clockwise      ↺ Counter-clockwise      - Not considered



**Game - Shot by Shot**  
每投统计数据



**Legend:**  
 ↻ Clockwise      ↺ Counter-clockwise      - Not considered



Game - Shot by Shot  
每投统计数据

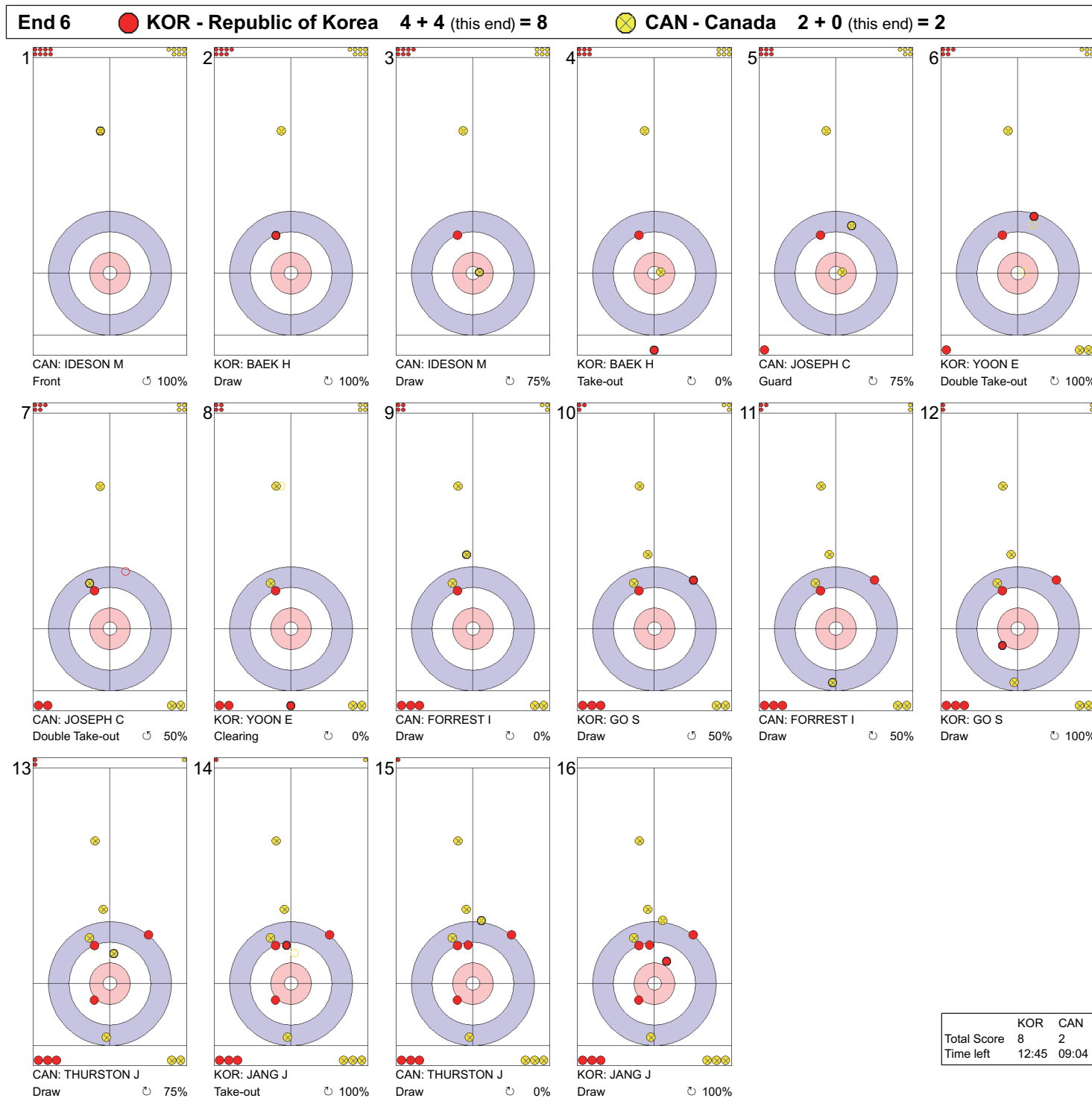


Legend:

↻ Clockwise   ↺ Counter-clockwise   - Not considered



**Game - Shot by Shot**  
每投统计数据



**Legend:**

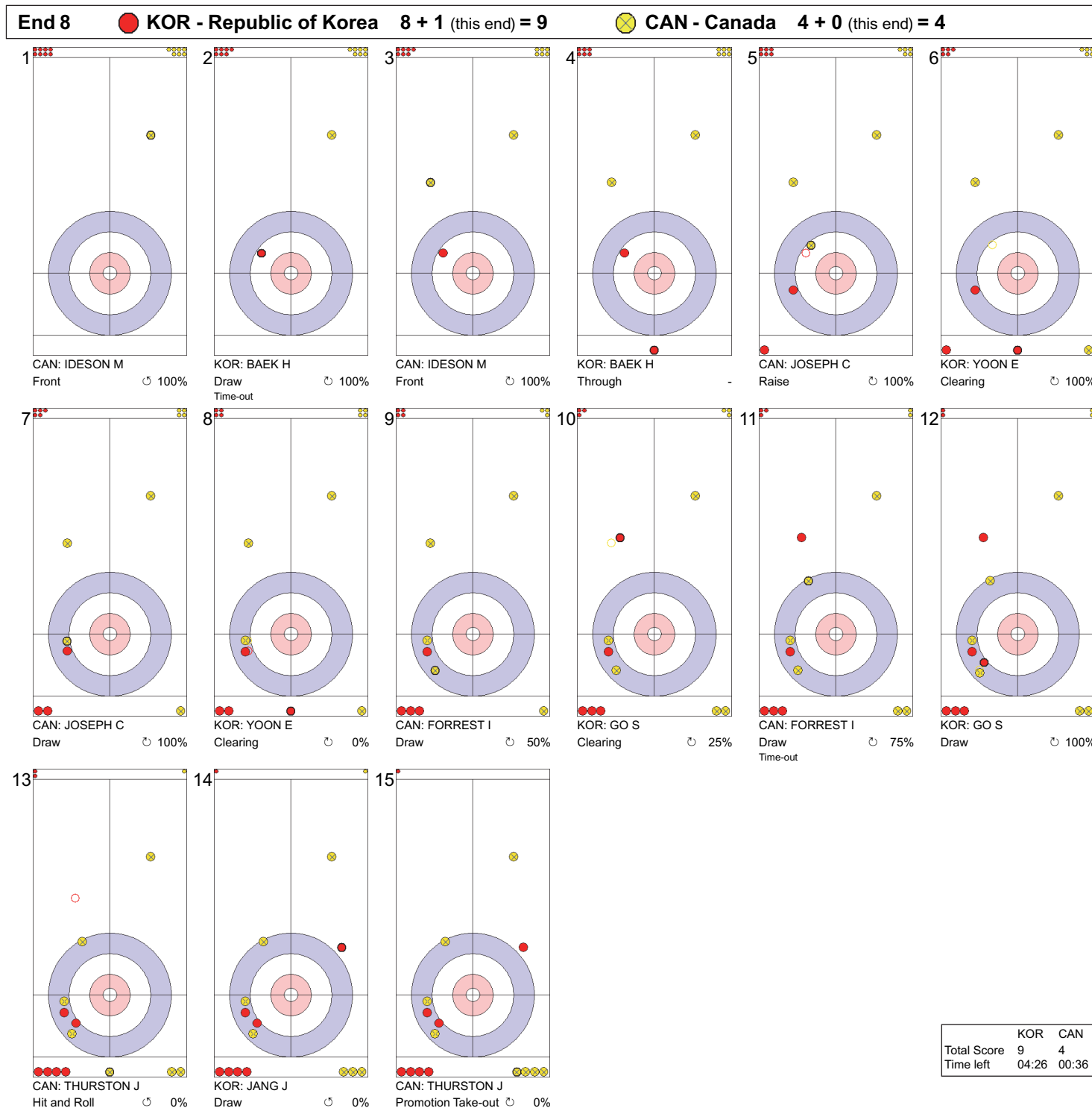
↻ Clockwise   ↺ Counter-clockwise   - Not considered







Game - Shot by Shot  
每投统计数据



Legend:

↻ Clockwise

↺ Counter-clockwise

- Not considered



## Session Results and Standings

每轮比赛成绩和排名

Sheet	Game	Team	LSFE	1	2	3	4	5	6	7	8	Extra Ends	Total
A	5	CHN - People's Republic of China		1	0	1	0	3	0	0	2		7
	5	SUI - Switzerland	*	0	1	0	2	0	1	0	0		4
B	4	GBR - Great Britain		0	1	0	0	1	0	1	0		3
	4	SVK - Slovakia	*	1	0	2	2	0	1	0	1		7
C	4	SWE - Sweden		1	0	2	2	0	0	1	X		6
	5	CAN - Canada	*	0	1	0	0	1	1	0	X		3
D	5	USA - United States of America		1	0	0	0	1	0	2	2		6
	5	NOR - Norway	*	0	2	1	1	0	1	0	0		5

## Current Standings

Rank	Team	Games	Wins	Losses
1	CAN - Canada	5	4	1
2	SWE - Sweden	4	3	1
3	CHN - People's Republic of China	5	3	2
3	LAT - Latvia	5	3	2
5	EST - Estonia	4	2	2
5	GBR - Great Britain	4	2	2
5	SVK - Slovakia	4	2	2
8	NOR - Norway	5	2	3
8	USA - United States of America	5	2	3
10	KOR - Republic of Korea	4	1	3
11	SUI - Switzerland	5	1	4

**Note:**  
Under WCF rules, tie-breaking rules for standings are not applied until after the last game of the round robin.

**Legend:**  
LSFE(\*) Last Stone First End      X      Unplayed/unfinished end due to concession



## Game Results

### 比赛成绩

Sheet	Game	Team	LSFE	1	2	3	4	5	6	7	8	Extra Ends	Total
A	5	CHN - People's Republic of China		1	0	1	0	3	0	0	2		7
	5	SUI - Switzerland	*	0	1	0	2	0	1	0	0		4

CHN - People's Republic of China			Shot Success		
			Game	All	
4	S	WANG Haitao	M	75%	65%
3	V	CHEN Jianxin	M	72%	71%
2		ZHANG Mingliang	M	73%	70%
1		YAN Zhuo	F	81%	73%
A		SUN Yulong	M	-	-
Team Total				75%	70%

SUI - Switzerland			Shot Success		
			Game	All	
4	S	KNEUBUEHL Laurent	M	56%	45%
3	V	JAQUEROD Francoise	F	53%	58%
2		BURGENER Hans	M	66%	54%
1		DELACRETAZ Patrick	M	56%	57%
A		MATHEZ Cynthia	F	-	70%
Team Total				58%	55%

Last Stone Draw		Distance
⌚	WANG Haitao	105.3cm
⌚	YAN Zhuo	199.6cm
<b>Total</b>		<b>304.9cm</b>

Time remaining: 9 minutes 28 seconds

Last Stone Draw		Distance
⌚	DELACRETAZ Patrick	91.5cm
⌚	KNEUBUEHL Laurent	189.3cm
<b>Total</b>		<b>280.8cm</b>

Time remaining: 1 minute 36 seconds

Time-out: End 8 - SUI stone 6

## Shot Success Analysis

CHN - People's Republic of China		⌚	⌚	Game	
4	WANG Haitao	Draws	4 75%	3 58%	7 68%
		Take-outs	7 79%	1 100%	8 81%
		Total	11 77%	4 69%	15 75%
3	CHEN Jianxin	Draws	3 92%	3 100%	6 96%
		Take-outs	6 54%	4 63%	10 58%
		Total	9 67%	7 79%	16 72%
2	ZHANG Mingliang	Draws	3 67%	4 69%	7 68%
		Take-outs	3 67%	6 83%	9 78%
		Total	6 67%	10 78%	16 73%
1	YAN Zhuo	Draws	11 77%	2 100%	13 81%
		Take-outs	3 83%	0 -	3 83%
		Total	14 79%	2 100%	16 81%
A	SUN Yulong	Draws	0 -	0 -	0 -
		Take-outs	0 -	0 -	0 -
		Total	0 -	0 -	0 -
Team		Draws	21 77%	12 79%	33 78%
		Take-outs	19 70%	11 77%	30 73%
		Total	40 74%	23 78%	63 75%

SUI - Switzerland		⌚	⌚	Game	
4	KNEUBUEHL Laurent	Draws	4 44%	2 50%	6 46%
		Take-outs	9 58%	1 100%	10 63%
		Total	13 54%	3 67%	16 56%
3	JAQUEROD Francoise	Draws	5 50%	0 -	5 50%
		Take-outs	7 50%	4 63%	11 55%
		Total	12 50%	4 63%	16 53%
2	BURGENER Hans	Draws	6 96%	4 69%	10 85%
		Take-outs	3 50%	3 17%	6 33%
		Total	9 81%	7 46%	16 66%
1	DELACRETAZ Patrick	Draws	7 79%	4 38%	11 64%
		Take-outs	4 38%	1 50%	5 40%
		Total	11 64%	5 40%	16 56%
A	MATHEZ Cynthia	Draws	0 -	0 -	0 -
		Take-outs	0 -	0 -	0 -
		Total	0 -	0 -	0 -
Team		Draws	22 70%	10 53%	32 65%
		Take-outs	23 51%	9 50%	32 51%
		Total	45 61%	19 51%	64 58%

### Note:

Position and function for each team member:

4 = Fourth, 3 = Third, 2 = Second, 1 = Lead, A = Alternate, S = Skip, V = Vice-Skip

### Legend:

⌚ Clockwise

⌚ Counter-clockwise

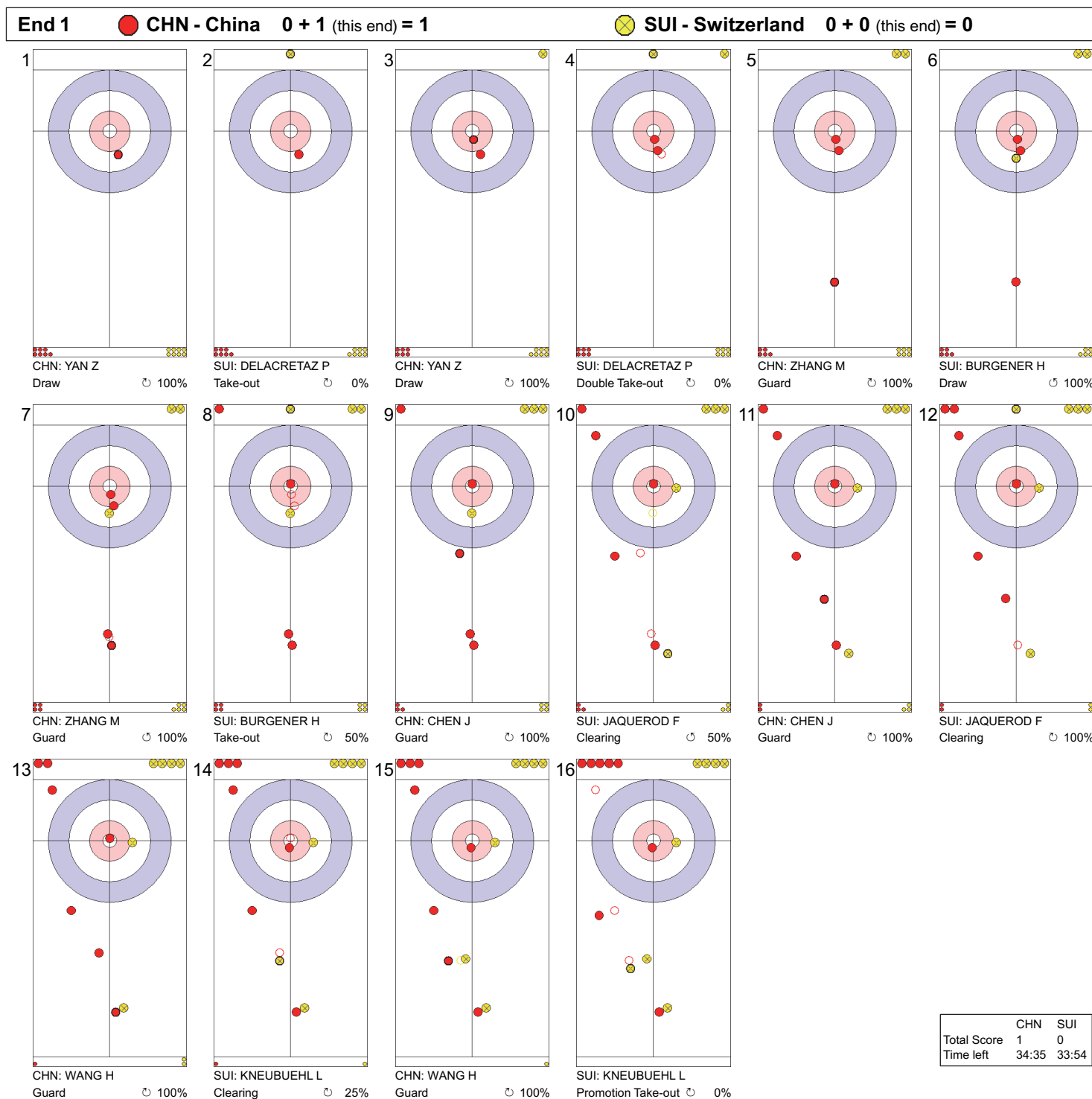
F Female

LSFE(\*) Last Stone First End

M Male



**Game - Shot by Shot**  
每投统计数据

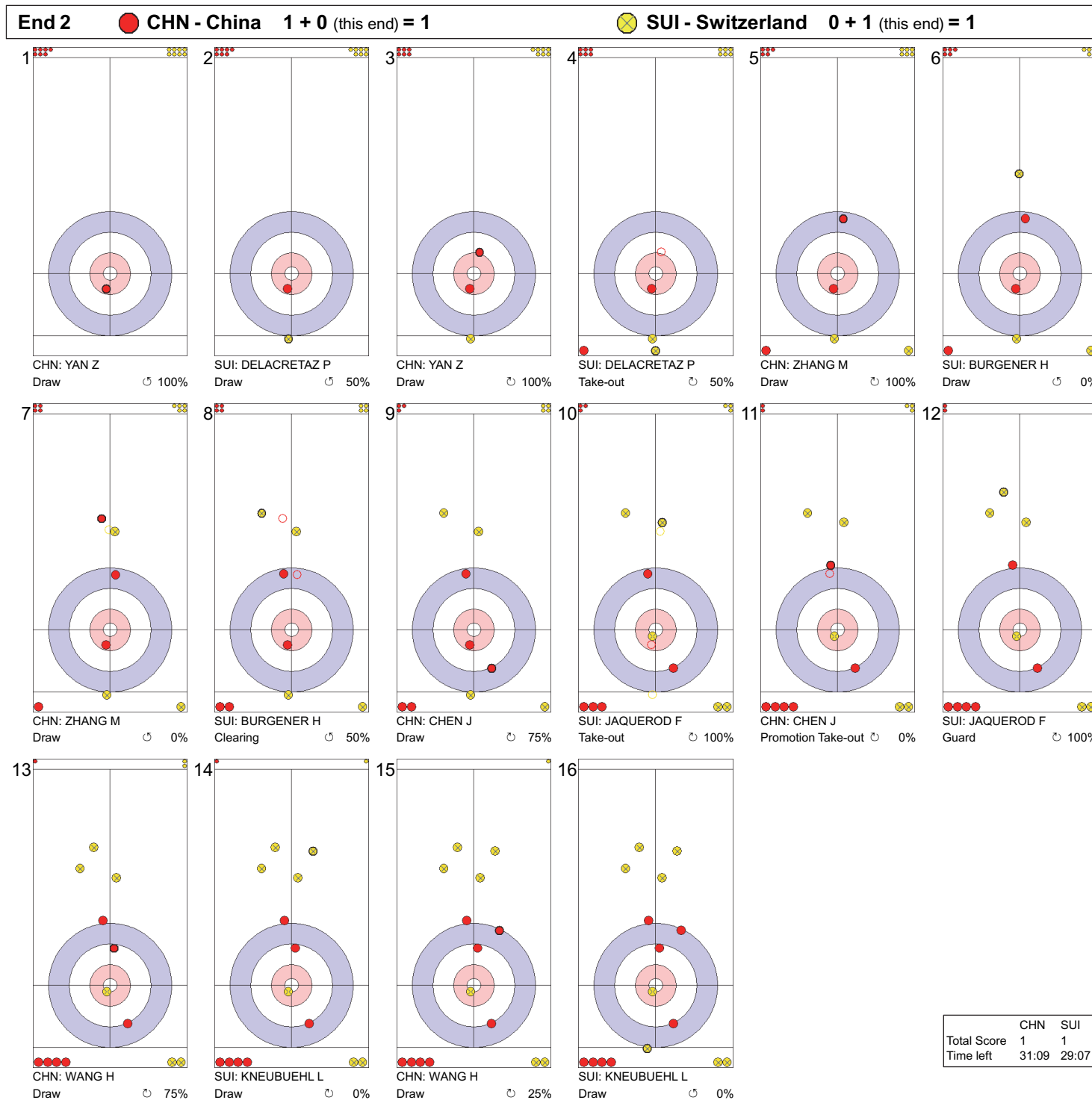


**Legend:**

↻ Clockwise      ↺ Counter-clockwise      - Not considered



**Game - Shot by Shot**  
每投统计数据

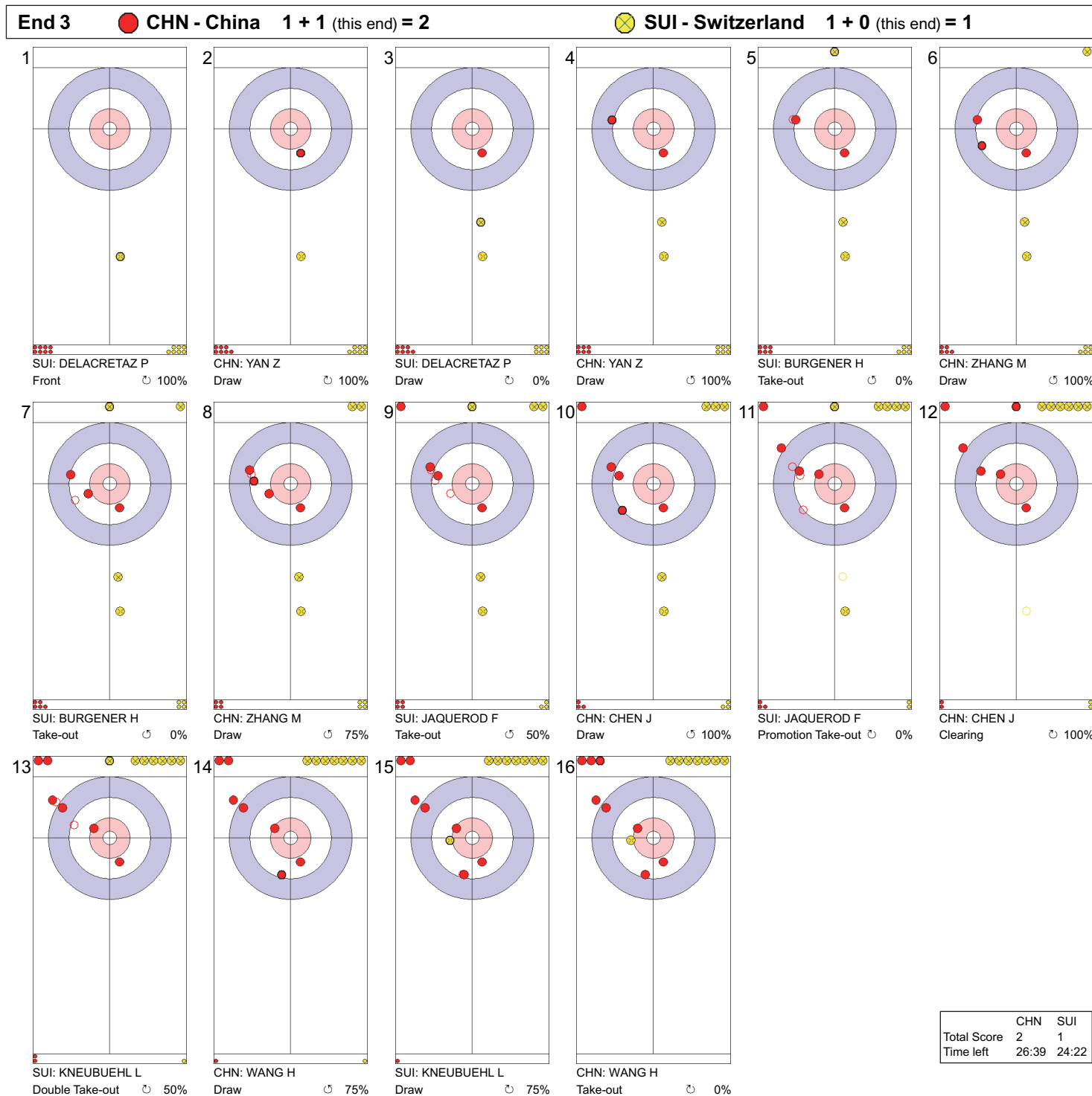


	CHN	SUI
Total Score	1	1
Time left	31:09	29:07

**Legend:**  
 ⤵ Clockwise      ⤴ Counter-clockwise      - Not considered



**Game - Shot by Shot**  
每投统计数据

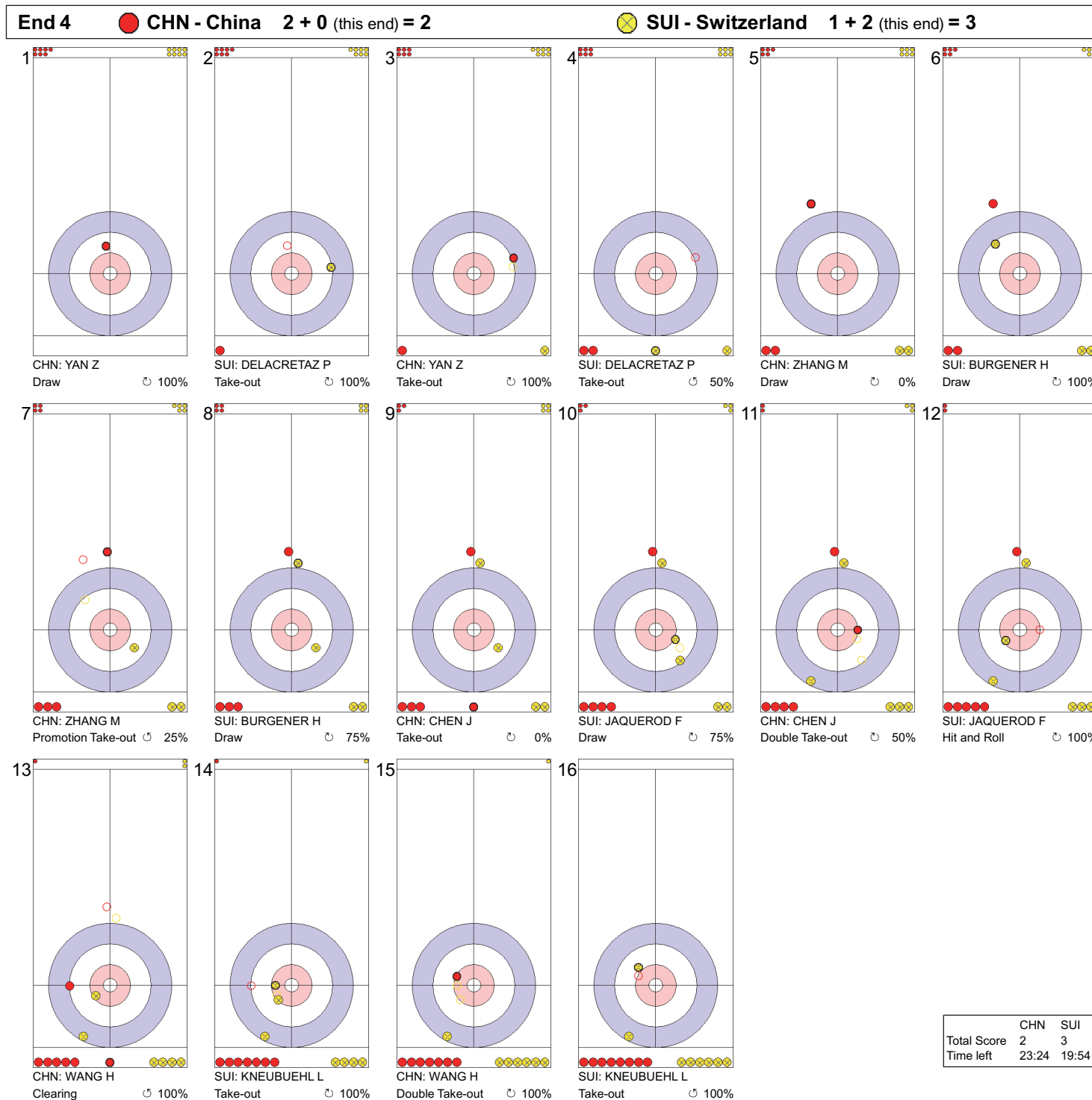


**Legend:**

↻ Clockwise   ↺ Counter-clockwise   - Not considered



**Game - Shot by Shot**  
每投统计数据



**Legend:**

↻ Clockwise   ↺ Counter-clockwise   - Not considered





Game - Shot by Shot  
每投统计数据

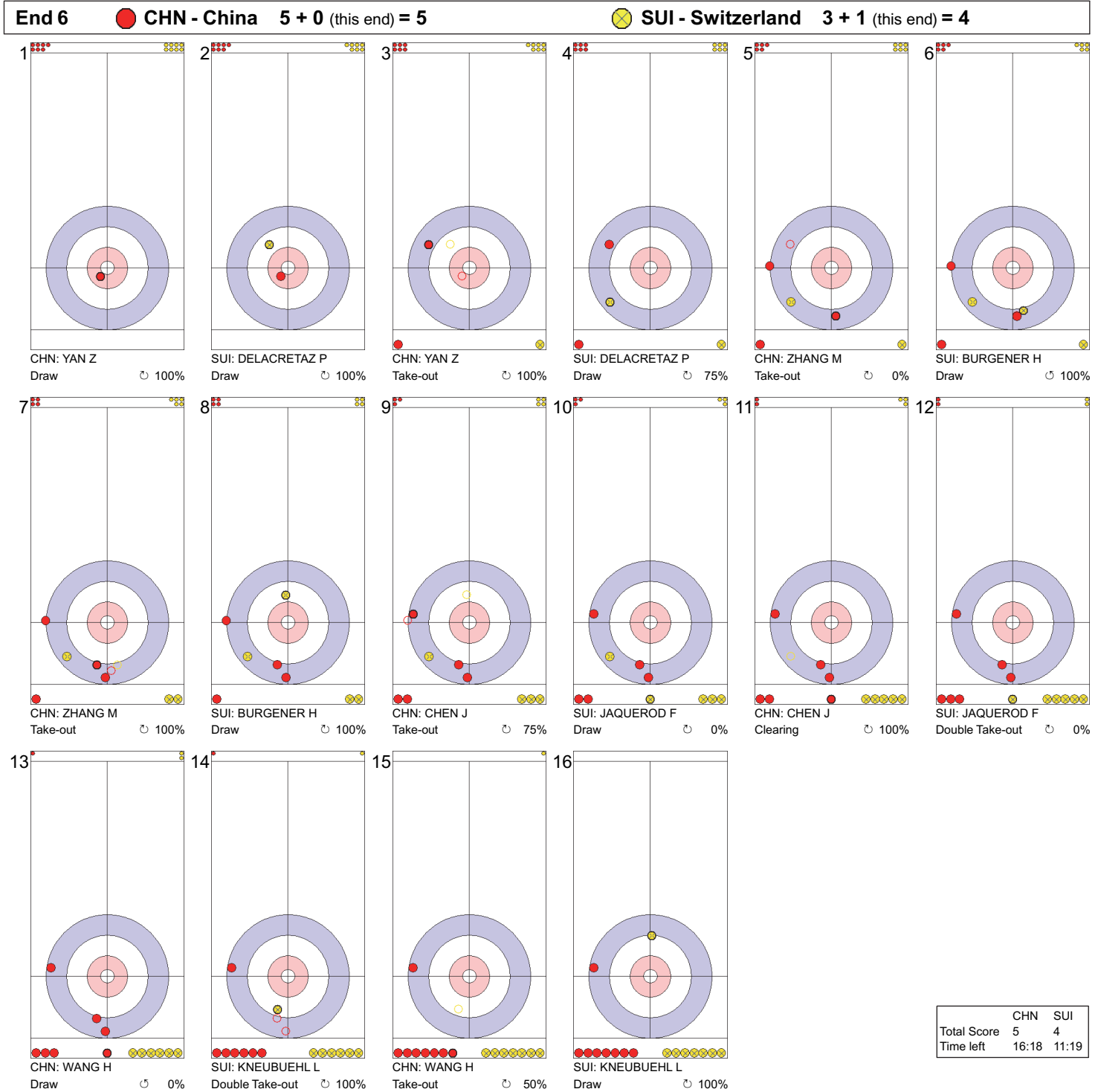


Legend:

↻ Clockwise      ↺ Counter-clockwise      - Not considered



Game - Shot by Shot  
每投统计数据





**Legend:**  
 ↻ Clockwise      ↺ Counter-clockwise      - Not considered



**Game - Shot by Shot**  
每投统计数据



**Legend:**  
 Clockwise     
  Counter-clockwise     
 - Not considered



**Game - Shot by Shot**

每投统计数据



**Legend:**

🕒 Clockwise

🕒 Counter-clockwise

- Not considered





**Game - Shot by Shot**  
每投统计数据

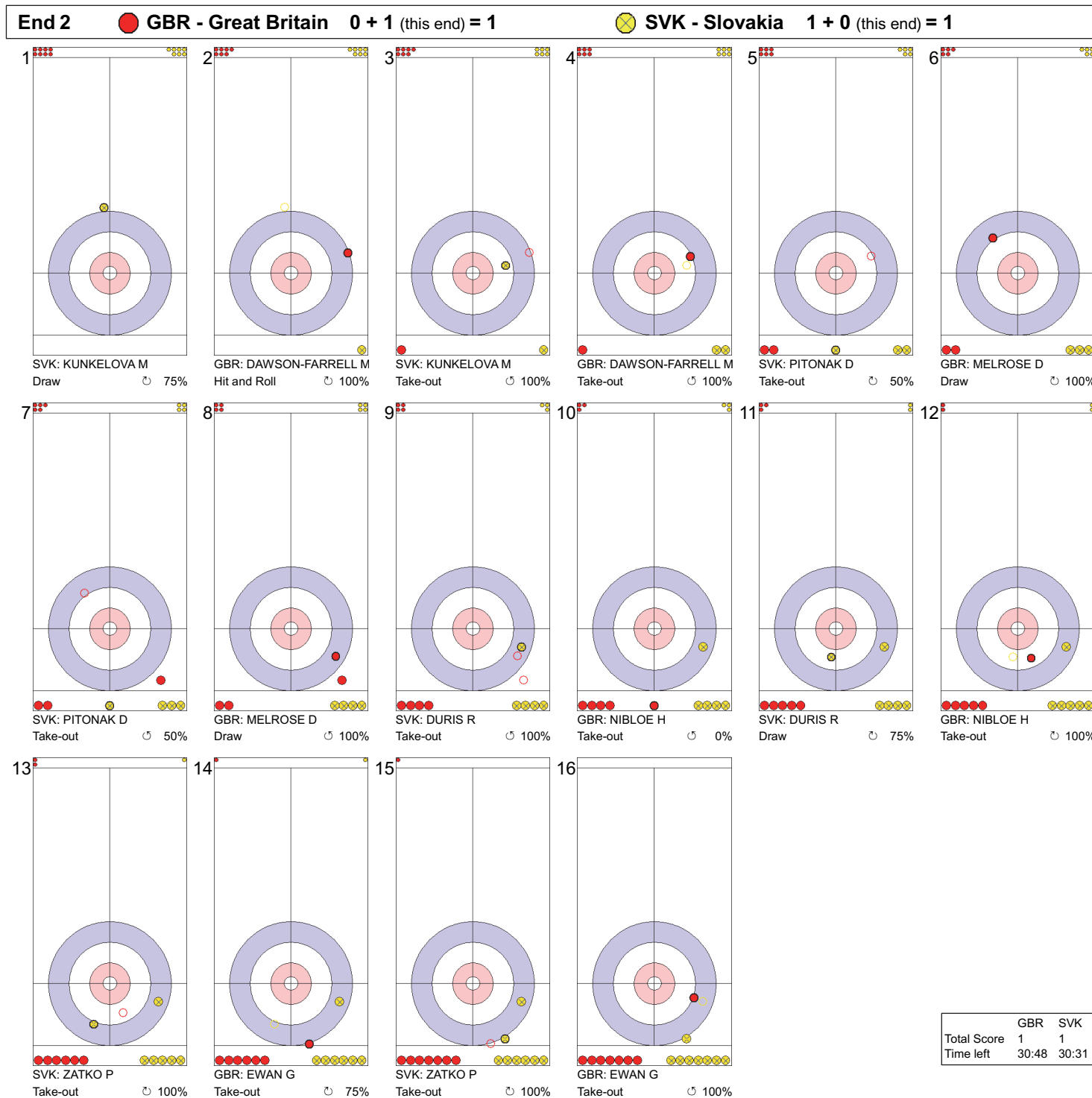


**Legend:**

↻ Clockwise      ↺ Counter-clockwise      - Not considered



Game - Shot by Shot  
每投统计数据



Legend:

↻ Clockwise      ↺ Counter-clockwise      - Not considered



**Game - Shot by Shot**  
每投统计数据



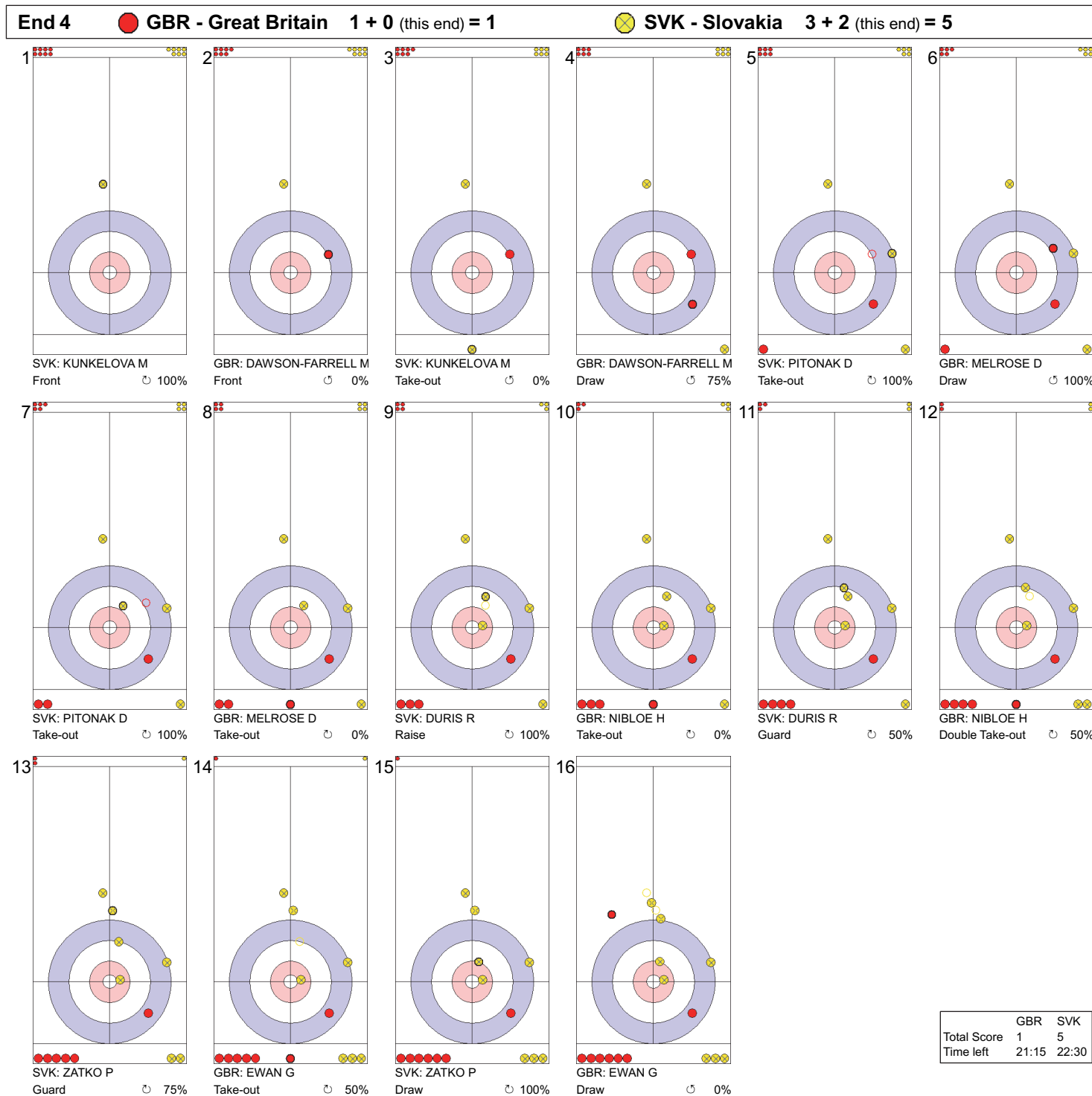
**Legend:**

↻ Clockwise      ↺ Counter-clockwise      - Not considered





Game - Shot by Shot  
每投统计数据





Legend:

↻ Clockwise      ↺ Counter-clockwise      - Not considered



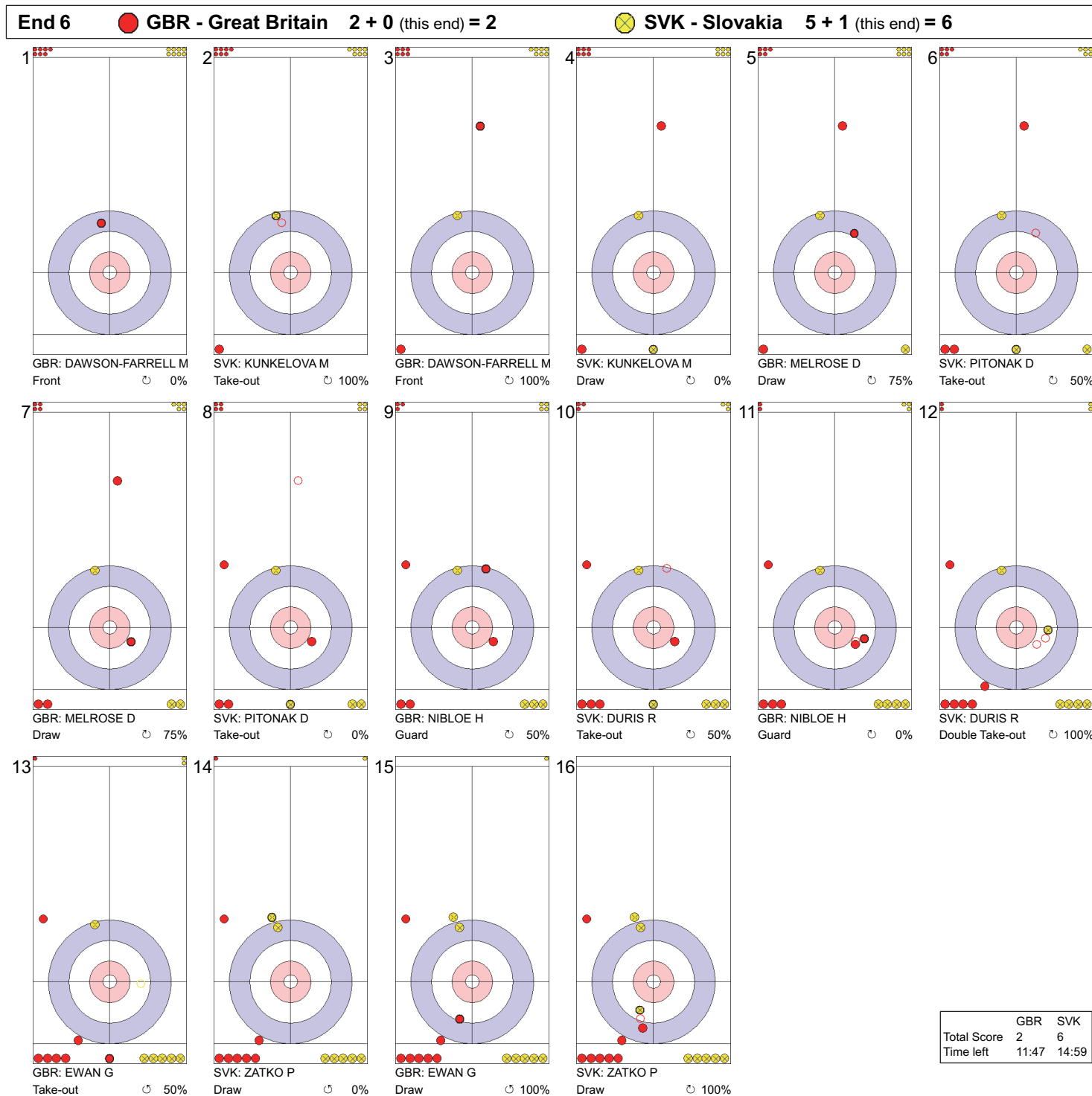
Game - Shot by Shot  
每投统计数据



Legend:   
 Clockwise    Counter-clockwise   - Not considered



**Game - Shot by Shot**  
每投统计数据



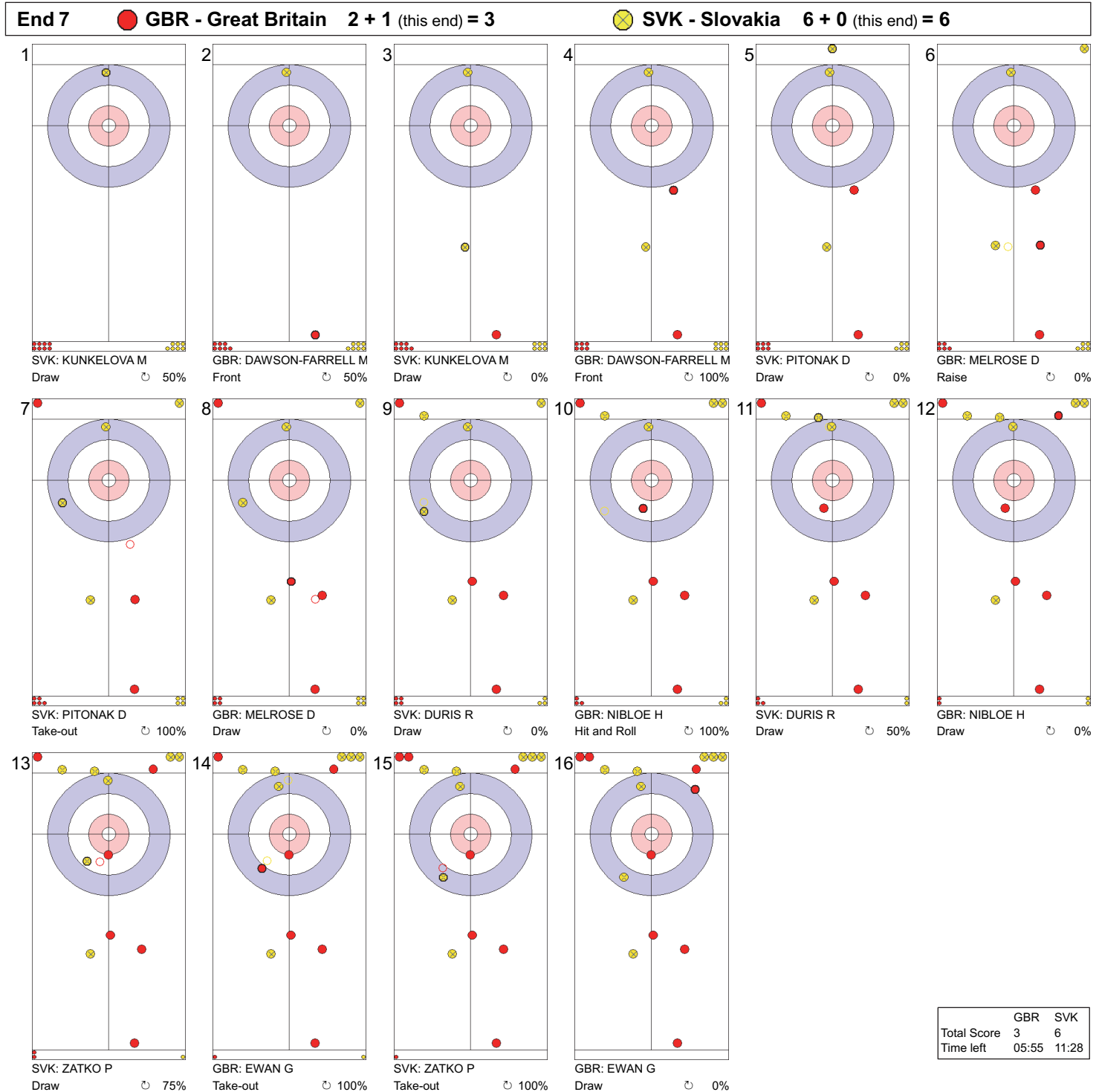
**Legend:**

↻ Clockwise      ↺ Counter-clockwise      - Not considered



**Game - Shot by Shot**

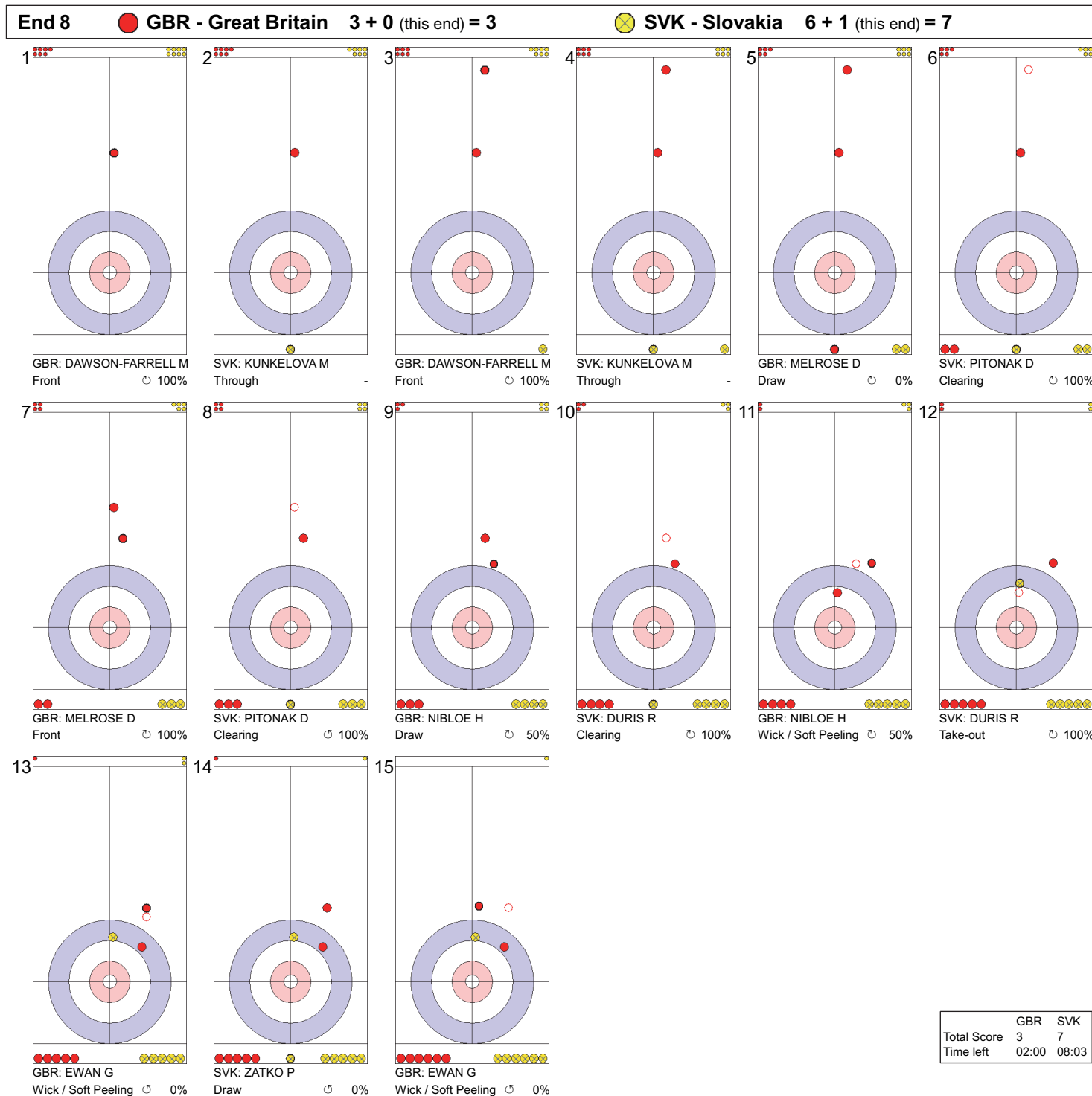
每投统计数据



**Legend:**  
 ↻ Clockwise      ↺ Counter-clockwise      - Not considered



**Game - Shot by Shot**  
每投统计数据



	GBR	SVK
Total Score	3	7
Time left	02:00	08:03

**Legend:**

⌚ Clockwise      ⌚ Counter-clockwise      - Not considered



## Game Results

### 比赛成绩

Sheet	Game	Team	LSFE	1	2	3	4	5	6	7	8	Extra Ends	Total
C	4	SWE - Sweden		1	0	2	2	0	0	1	X		6
	5	CAN - Canada	*	0	1	0	0	1	1	0	X		3

SWE - Sweden			Shot Success	
			Game	All
4 S	PETTERSSON-DAHL Viljo	M	68%	74%
3	PERSSON Ronny	M	70%	57%
2	ENGBORG Mats-Ola	M	73%	76%
1 V	ULANDER Kristina	F	61%	75%
A	JOHANSSON Sabina	F	-	-
Team Total			68%	71%

CAN - Canada			Shot Success	
			Game	All
4	THURSTON Jon	M	50%	68%
3 V	FORREST Ina	F	66%	71%
2	THIESSEN Dennis	M	66%	65%
1 S	IDESON Mark	M	94%	85%
A	JOSEPH Collinda	F	-	-
Team Total			69%	72%

Last Stone Draw		Distance
⌚	PERSSON Ronny	83.3cm
⌚	PETTERSSON-DAHL Viljo	119.2cm
<b>Total</b>		<b>202.5cm</b>

Time remaining: 2 minutes 6 seconds

Time-out: End 6 - SWE stone 7

Last Stone Draw		Distance
⌚	FORREST Ina	65.7cm
⌚	THURSTON Jon	12.8cm
<b>Total</b>		<b>78.5cm</b>

Time remaining: 7 minutes 47 seconds

Time-out: End 8 - CAN stone 5

## Shot Success Analysis

SWE - Sweden		⌚	⌚	Game
4	PETTERSSON-DAHL Viljo	Draws 5 85%	4 31%	9 61%
		Take-outs 2 63%	4 88%	6 79%
		Total 7 79%	8 59%	15 68%
3	PERSSON Ronny	Draws 5 95%	3 67%	8 84%
		Take-outs 6 42%	2 100%	8 56%
		Total 11 66%	5 80%	16 70%
2	ENGBORG Mats-Ola	Draws 3 67%	2 100%	5 80%
		Take-outs 4 75%	6 67%	10 70%
		Total 7 71%	8 75%	15 73%
1	ULANDER Kristina	Draws 8 69%	2 0%	10 55%
		Take-outs 2 75%	2 75%	4 75%
		Total 10 70%	4 38%	14 61%
A	JOHANSSON Sabina	Draws 0 -	0 -	0 -
		Take-outs 0 -	0 -	0 -
		Total 0 -	0 -	0 -
Team		Draws 21 79%	11 48%	32 68%
		Take-outs 14 59%	14 79%	28 69%
		Total 35 71%	25 65%	60 68%

CAN - Canada		⌚	⌚	Game
4	THURSTON Jon	Draws 2 38%	4 75%	6 63%
		Take-outs 1 0%	7 46%	8 41%
		Total 3 25%	11 57%	14 50%
3	FORREST Ina	Draws 3 33%	4 69%	7 54%
		Take-outs 7 68%	2 100%	9 75%
		Total 10 58%	6 79%	16 66%
2	THIESSEN Dennis	Draws 1 0%	7 71%	8 63%
		Take-outs 3 83%	5 60%	8 69%
		Total 4 63%	12 67%	16 66%
1	IDESON Mark	Draws 7 100%	7 93%	14 96%
		Take-outs 2 75%	0 -	2 75%
		Total 9 94%	7 93%	16 94%
A	JOSEPH Collinda	Draws 0 -	0 -	0 -
		Take-outs 0 -	0 -	0 -
		Total 0 -	0 -	0 -
Team		Draws 13 67%	22 78%	35 74%
		Take-outs 13 67%	14 59%	27 63%
		Total 26 67%	36 71%	62 69%

### Note:

Position and function for each team member:

4 = Fourth, 3 = Third, 2 = Second, 1 = Lead, A = Alternate, S = Skip, V = Vice-Skip

### Legend:

⌚ Clockwise

⌚ Counter-clockwise

F Female

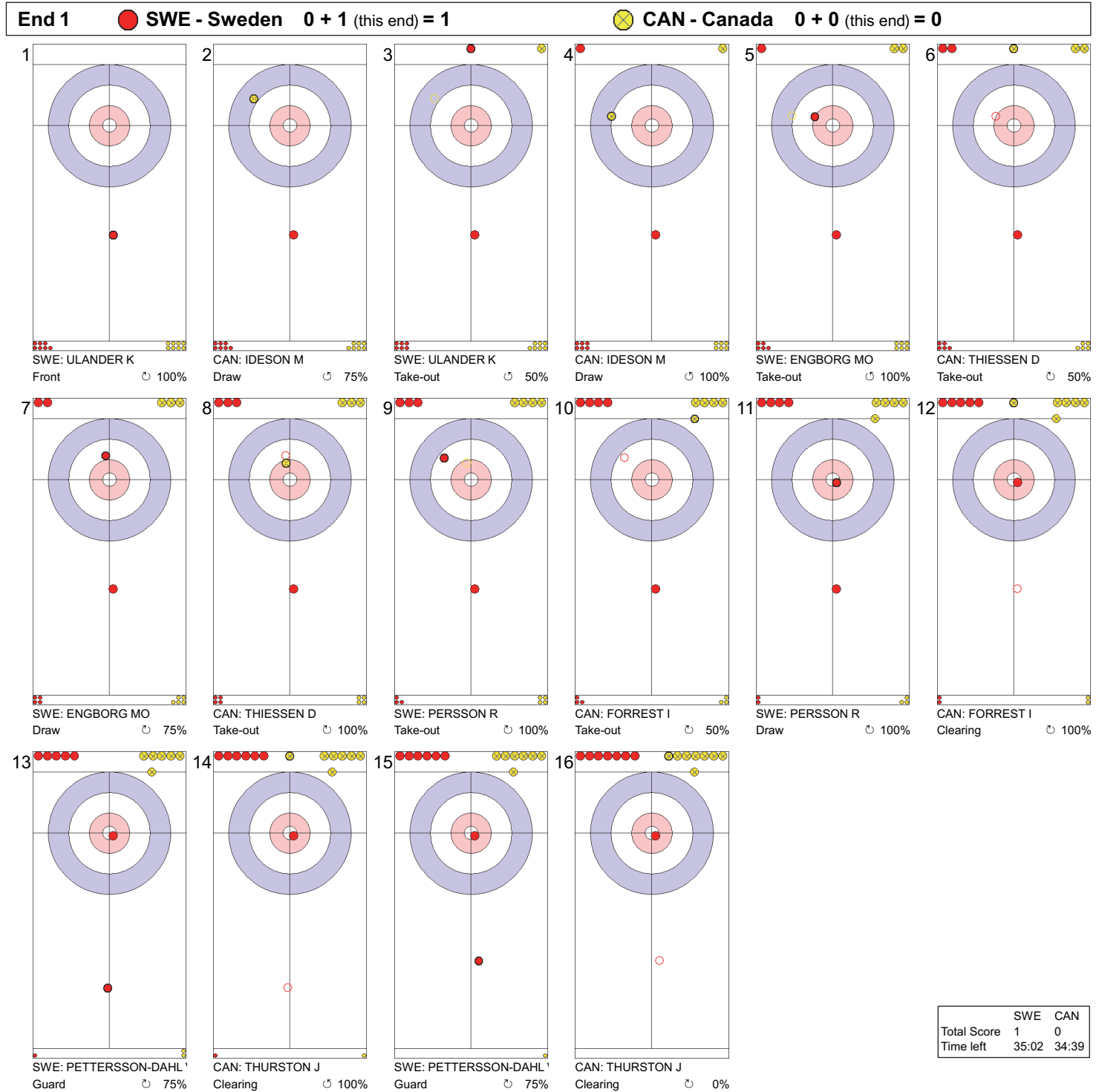
LSFE(\*) Last Stone First End

M Male

X Unplayed/unfinished end due to concession



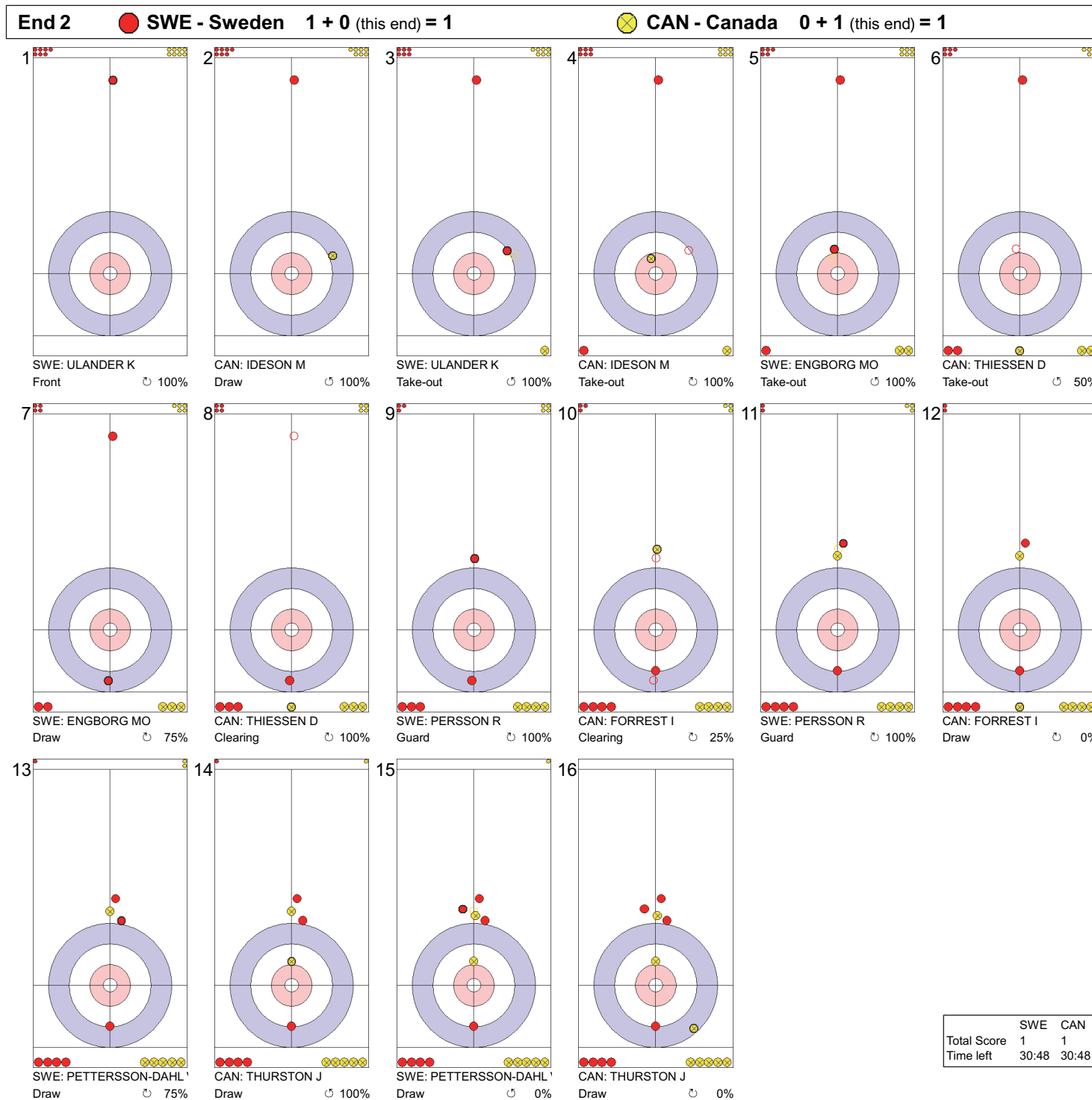
**Game - Shot by Shot**  
每投统计数据



**Legend:**  
 ↻ Clockwise      ↺ Counter-clockwise      - Not considered



Game - Shot by Shot  
每投统计数据



Legend:

↻ Clockwise      ↺ Counter-clockwise      - Not considered





**Game - Shot by Shot**  
每投统计数据

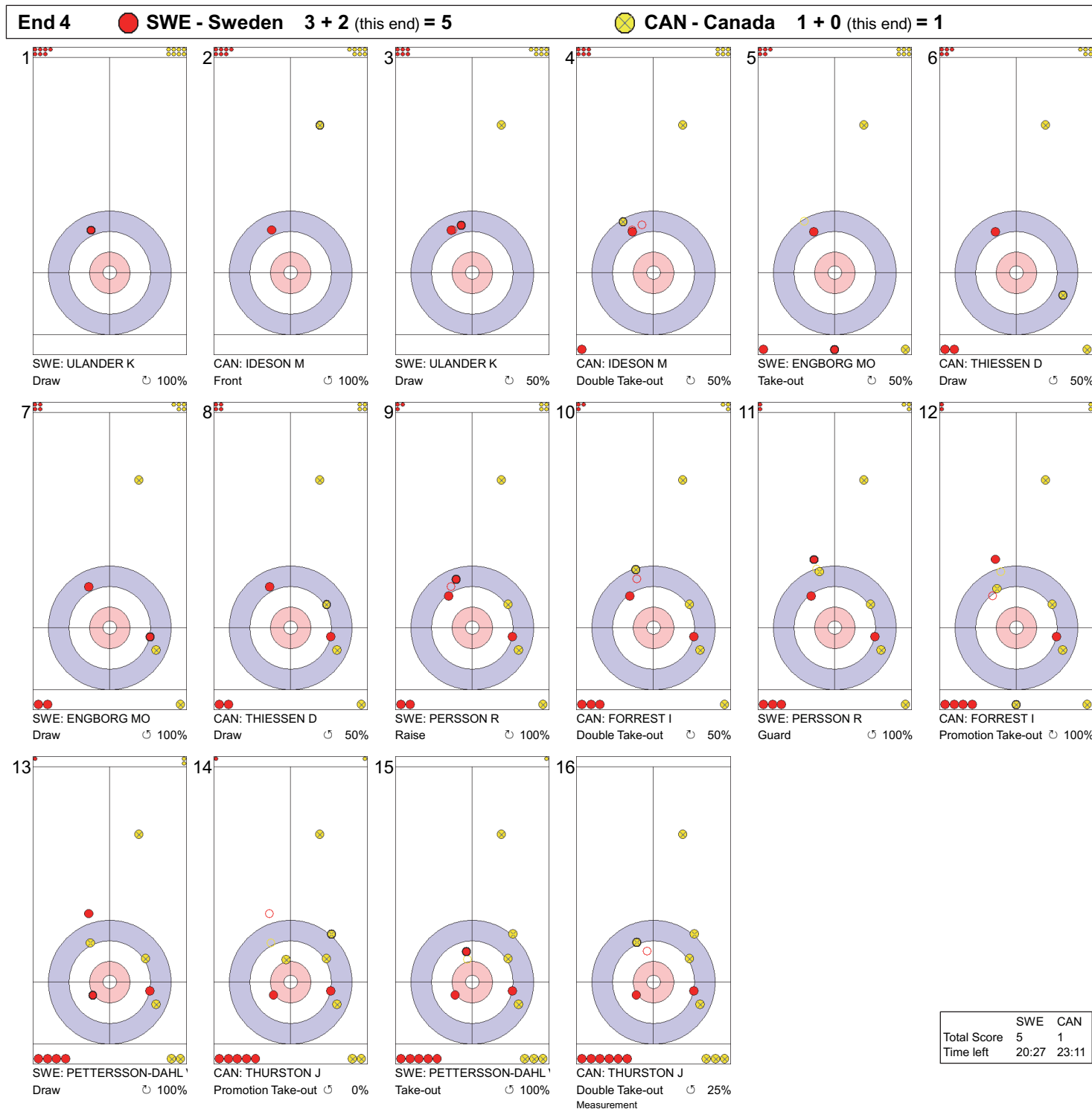


**Legend:**

↻ Clockwise   ↺ Counter-clockwise   - Not considered



**Game - Shot by Shot**  
每投统计数据



**Legend:**

↻ Clockwise      ↺ Counter-clockwise      - Not considered



**Game - Shot by Shot**  
每投统计数据



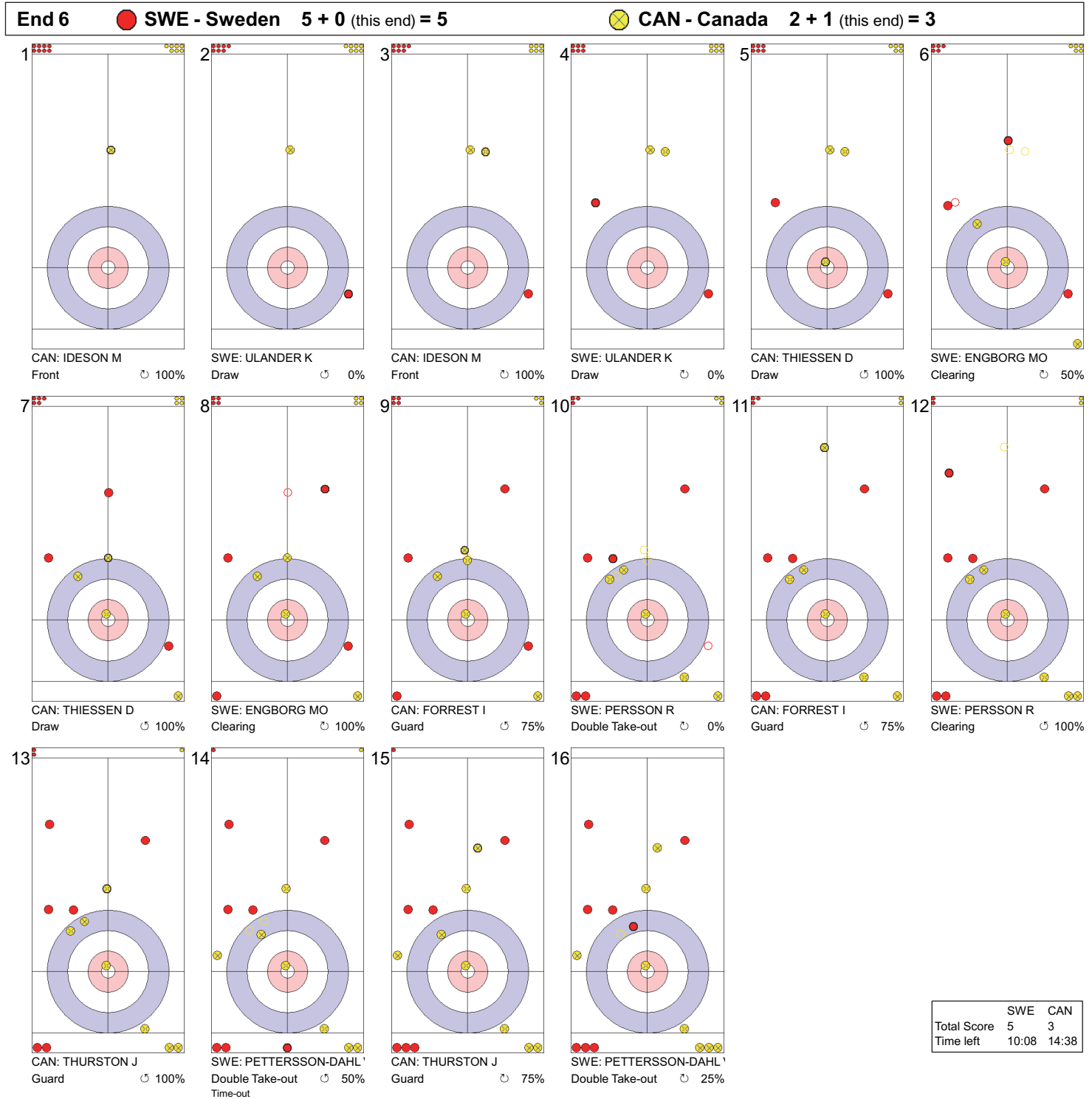
**Legend:**

↻ Clockwise      ↺ Counter-clockwise      - Not considered



Game - Shot by Shot

每投统计数据



**Legend:**  
 ↻ Clockwise      ↺ Counter-clockwise      - Not considered



**Game - Shot by Shot**  
每投统计数据

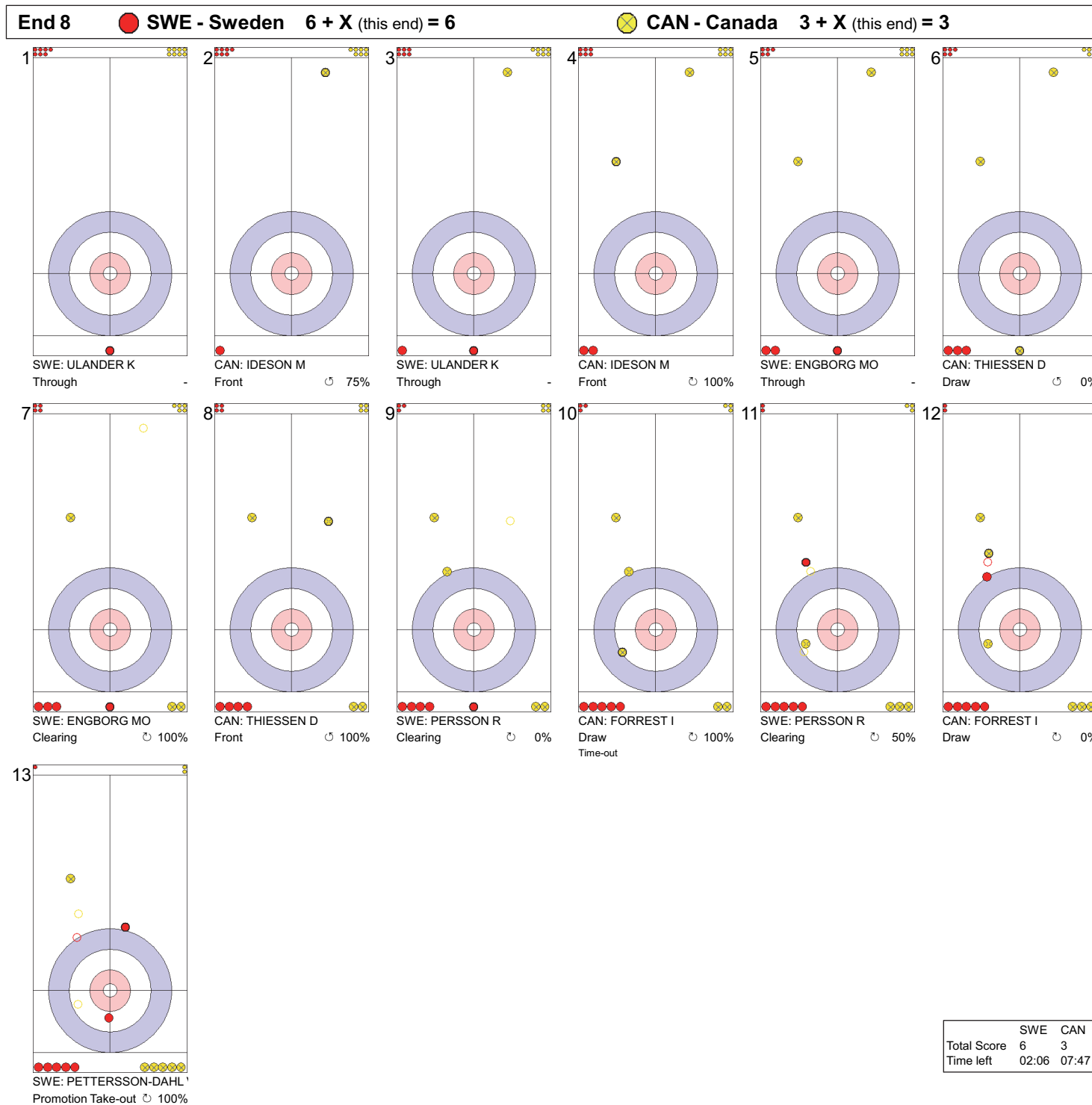


**Legend:**

↻ Clockwise   ↺ Counter-clockwise   - Not considered



**Game - Shot by Shot**  
每投统计数据



**Legend:**  
 ↻ Clockwise      ↺ Counter-clockwise      - Not considered  
 X Unfinished end due to concession



**Game Results**

比赛成绩

Sheet	Game	Team	LSFE	1	2	3	4	5	6	7	8	Extra Ends	Total
D	5	USA - United States of America		1	0	0	0	1	0	2	2		6
	5	NOR - Norway	*	0	2	1	1	0	1	0	0		5

USA - United States of America				Shot Success	
				Game	All
4	S	THUMS Matthew	M	33%	48%
3	V	EMT Steve	M	59%	63%
2		SAMSA Dave	M	56%	61%
1		WILSON Pamela	F	63%	54%
A		URANCHIMEG Batoyun	F	66%	59%
Team Total				53%	57%

NOR - Norway				Shot Success	
				Game	All
4	V	STORDAHL Jostein	M	53%	58%
3	S	SYVERSEN Ole Fredrik	M	80%	64%
2		SKOGSTAD Geir Arne	M	59%	54%
1		LOECHEN Sissel	F	61%	75%
A		SVEBERG Mia	F	-	-
Team Total				63%	63%

**Last Stone Draw** Distance

☺ EMT Steve	138.7cm
☹ SAMSA Dave	161.4cm
<b>Total</b>	<b>300.1cm</b>

**Last Stone Draw** Distance

☺ STORDAHL Jostein	172.4cm
☹ LOECHEN Sissel	8.2cm
<b>Total</b>	<b>180.6cm</b>

Time remaining: 2 minutes 23 seconds

Time remaining: 3 minutes 47 seconds

URANCHIMEG B replaced WILSON P at the beginning of end 5  
Revised line-up: (4 V) EMT S, (3 S) THUMS M, (2) SAMSA D, (1) URANCHIMEG B

Time-out: End 7 - NOR stone 3

**Shot Success Analysis**

USA - United States of America		☺	☹	Game
4 THUMS Matthew	Draws	7 21%	5 40%	12 29%
	Take-outs	2 75%	2 13%	4 44%
	Total	9 33%	7 32%	16 33%
3 EMT Steve	Draws	2 50%	5 75%	7 68%
	Take-outs	3 50%	6 54%	9 53%
	Total	5 50%	11 64%	16 59%
2 SAMSA Dave	Draws	6 83%	4 38%	10 65%
	Take-outs	4 13%	2 100%	6 42%
	Total	10 55%	6 58%	16 56%
1 WILSON Pamela	Draws	2 50%	3 100%	5 80%
	Take-outs	2 50%	1 0%	3 33%
	Total	4 50%	4 75%	8 63%
A URANCHIMEG Batoyun	Draws	8 66%	0 -	8 66%
	Take-outs	0 -	0 -	0 -
	Total	8 66%	0 -	8 66%
Team	Draws	25 55%	17 60%	42 57%
	Take-outs	11 41%	11 50%	22 45%
	Total	36 51%	28 56%	64 53%

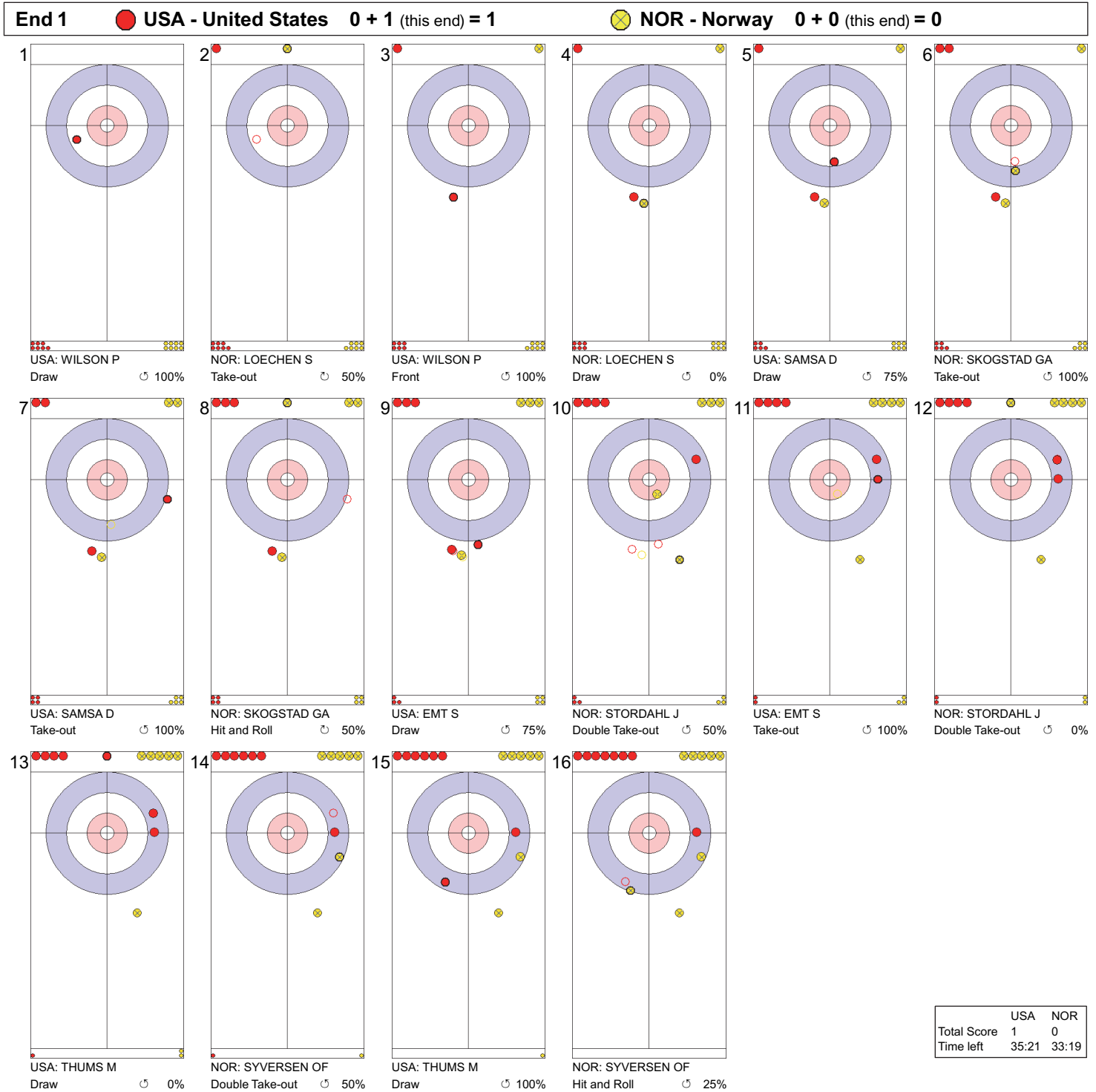
NOR - Norway		☺	☹	Game
4 STORDAHL Jostein	Draws	6 71%	6 58%	12 65%
	Take-outs	2 13%	2 25%	4 19%
	Total	8 56%	8 50%	16 53%
3 SYVERSEN Ole Fredrik	Draws	8 88%	2 100%	10 90%
	Take-outs	1 50%	5 65%	6 63%
	Total	9 83%	7 75%	16 80%
2 SKOGSTAD Geir Arne	Draws	4 63%	3 50%	7 57%
	Take-outs	5 50%	4 75%	9 61%
	Total	9 56%	7 64%	16 59%
1 LOECHEN Sissel	Draws	12 69%	3 33%	15 62%
	Take-outs	1 50%	0 -	1 50%
	Total	13 67%	3 33%	16 61%
A SVEBERG Mia	Draws	0 -	0 -	0 -
	Take-outs	0 -	0 -	0 -
	Total	0 -	0 -	0 -
Team	Draws	30 73%	14 57%	44 68%
	Take-outs	9 42%	11 61%	20 53%
	Total	39 66%	25 59%	64 63%

**Note:**  
Position and function for each team member:  
4 = Fourth, 3 = Third, 2 = Second, 1 = Lead, A = Alternate, S = Skip, V = Vice-Skip

**Legend:**  
☺ Clockwise ☹ Counter-clockwise F Female  
LSFE(\*) Last Stone First End M Male



**Game - Shot by Shot**  
每投统计数据

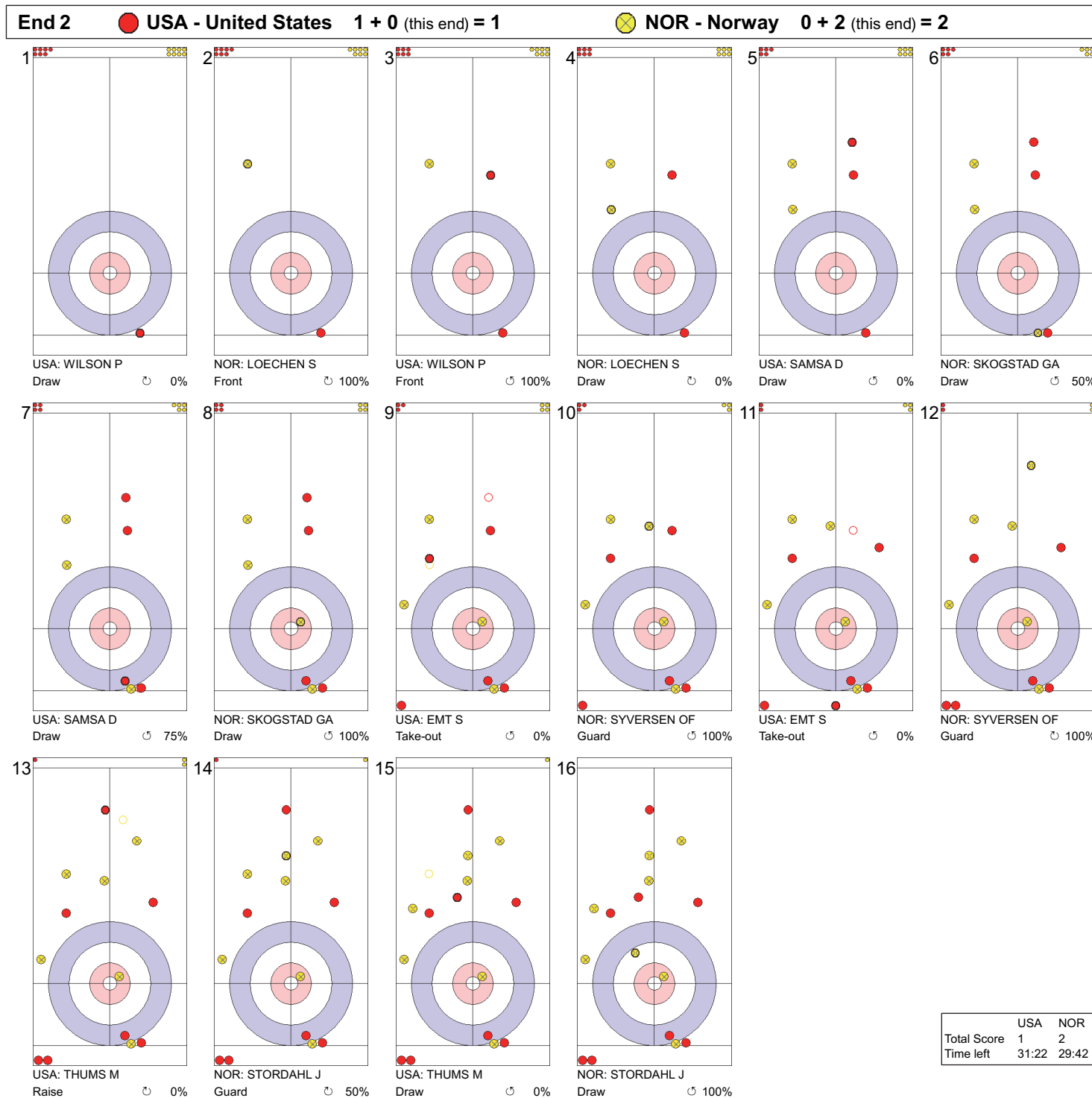


**Legend:**  
 ↻ Clockwise      ↺ Counter-clockwise      - Not considered





**Game - Shot by Shot**  
每投统计数据



**Legend:**

↻ Clockwise      ↺ Counter-clockwise      - Not considered



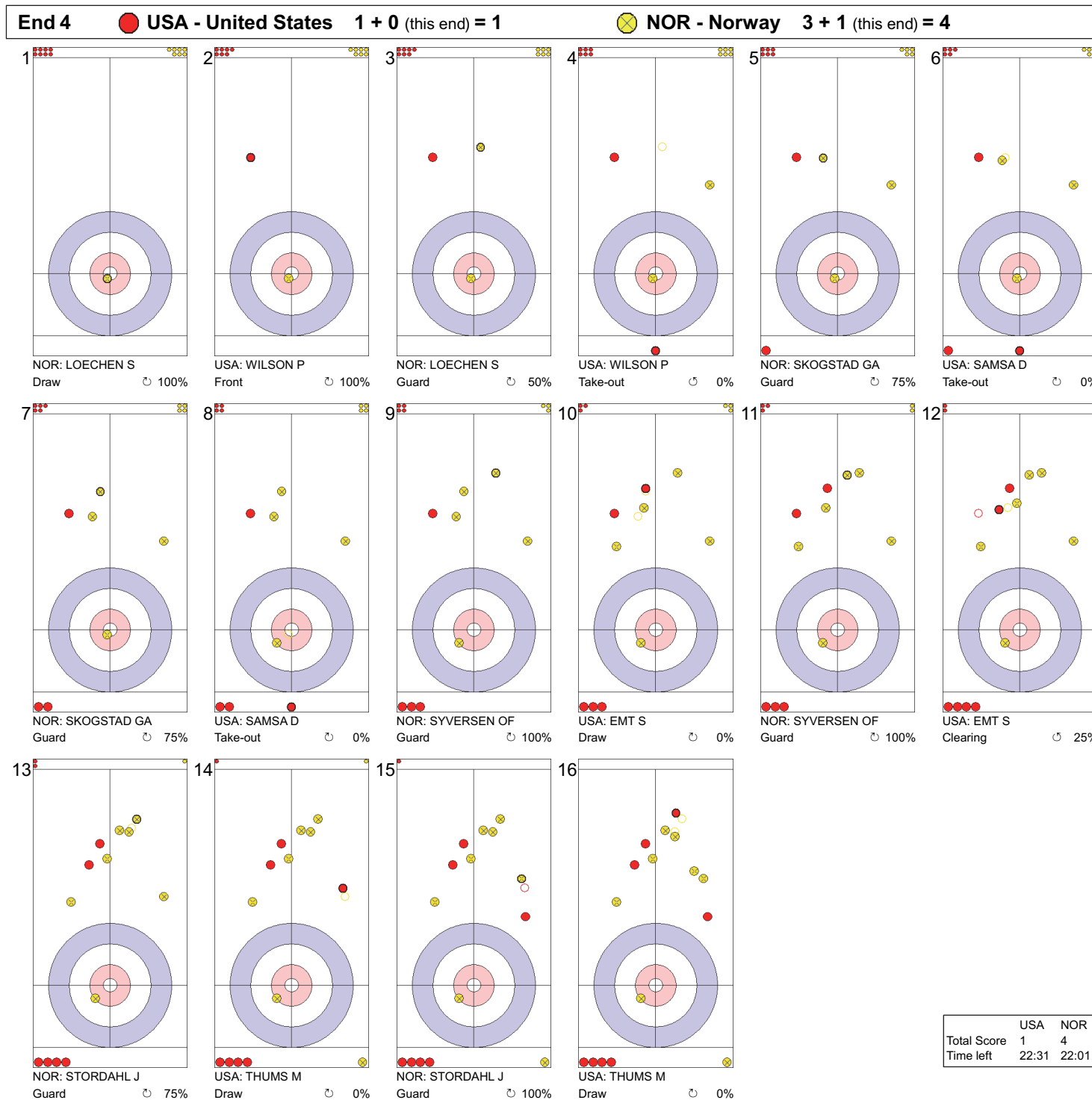
**Game - Shot by Shot**  
每投统计数据



**Legend:**  
 ↻ Clockwise      ↺ Counter-clockwise      - Not considered



Game - Shot by Shot  
每投统计数据



Legend:

↻ Clockwise      ↺ Counter-clockwise      - Not considered



Game - Shot by Shot  
每投统计数据



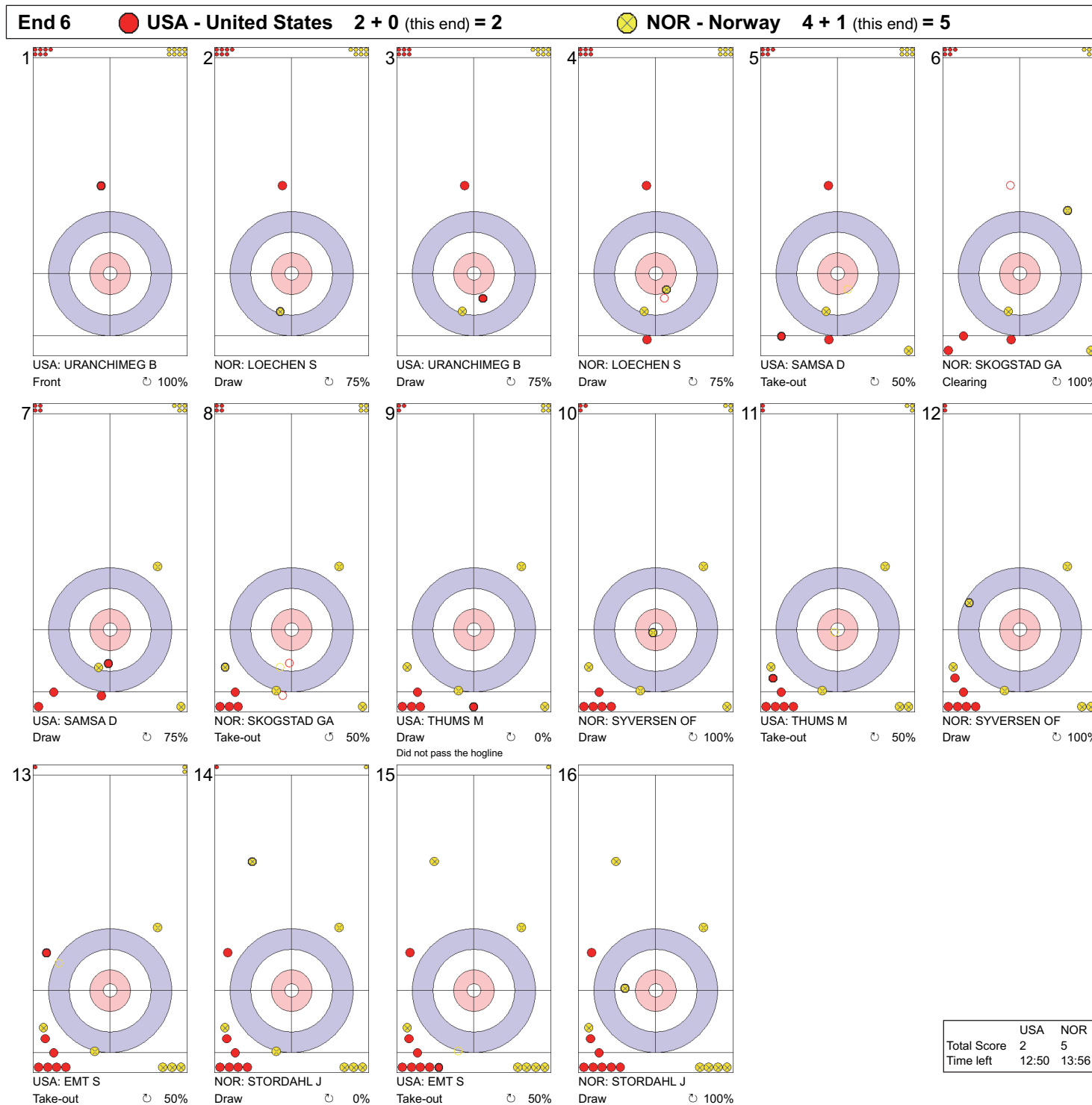
Legend:

↻ Clockwise      ↺ Counter-clockwise      - Not considered



**Game - Shot by Shot**

每投统计数据



**Legend:**

↻ Clockwise

↺ Counter-clockwise

- Not considered



Game - Shot by Shot  
每投统计数据



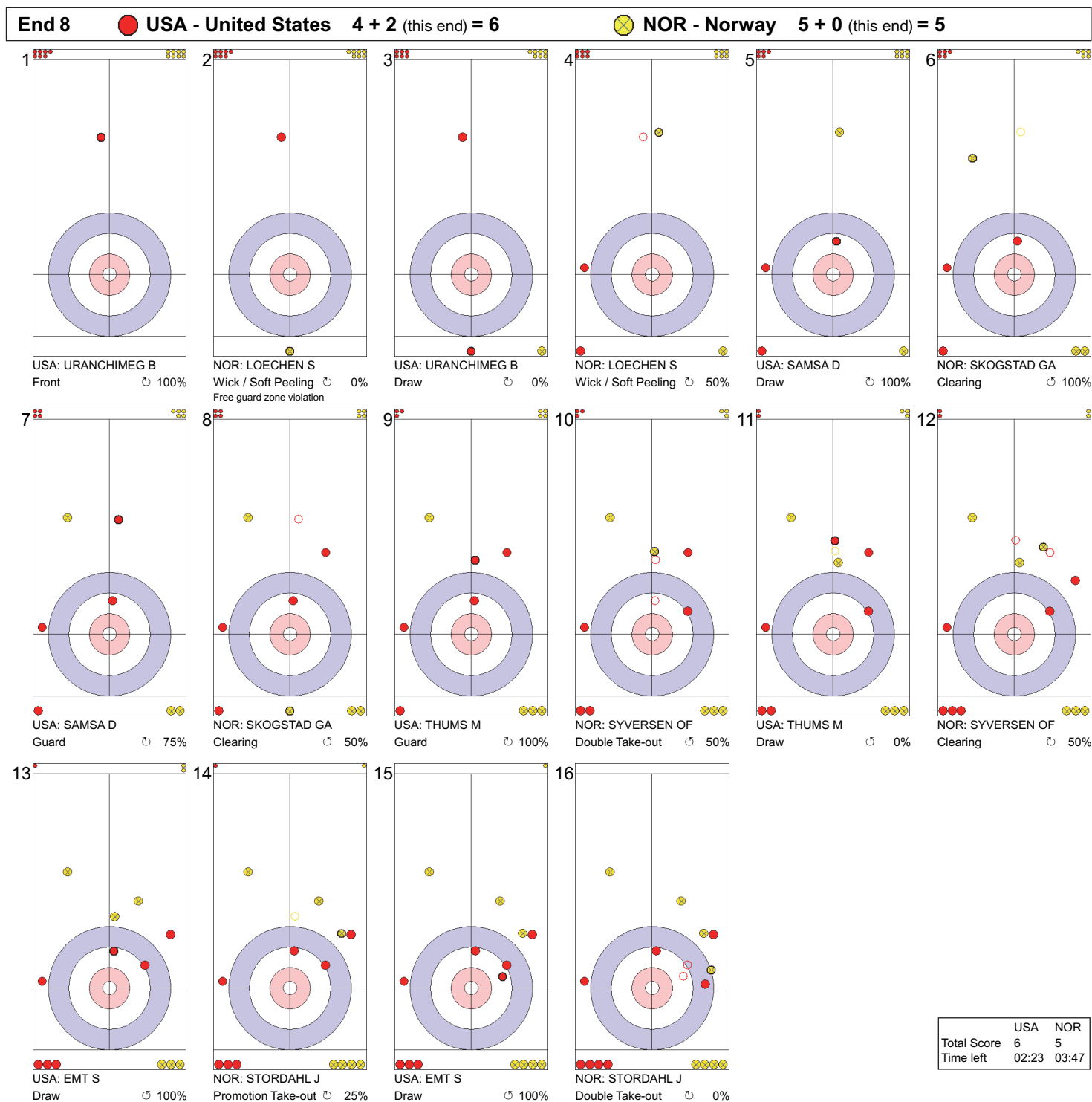
Legend:

↻ Clockwise   ↺ Counter-clockwise   - Not considered



### Game - Shot by Shot

### 每投统计数据



**Legend:**

↻ Clockwise

↻ Counter-clockwise

- Not considered



## Session Results and Standings

每轮比赛成绩和排名

Sheet	Game	Team	LSFE	1	2	3	4	5	6	7	8	Extra	Ends	Total
A	4	NOR - Norway	*	2	0	0	0	0	0	1	X			3
	4	EST - Estonia		0	1	2	1	1	3	0	X			8
B	4	KOR - Republic of Korea	*	0	3	0	0	1	0	X	X			4
	4	CHN - People's Republic of China		2	0	1	1	0	5	X	X			9
D	5	LAT - Latvia		3	1	0	1	0	3	0	1			9
	3	SWE - Sweden	*	0	0	2	0	2	0	3	0			7

## Current Standings

Rank	Team	Games	Wins	Losses
1	CAN - Canada	4	4	0
2	LAT - Latvia	5	3	2
3	GBR - Great Britain	3	2	1
3	SWE - Sweden	3	2	1
5	CHN - People's Republic of China	4	2	2
5	EST - Estonia	4	2	2
5	NOR - Norway	4	2	2
8	SVK - Slovakia	3	1	2
9	KOR - Republic of Korea	4	1	3
9	SUI - Switzerland	4	1	3
9	USA - United States of America	4	1	3

**Note:**  
Under WCF rules, tie-breaking rules for standings are not applied until after the last game of the round robin.

**Legend:**  
LSFE(\*) Last Stone First End      X      Unplayed/unfinished end due to concession





## Game Results

### 比赛成绩

Sheet	Game	Team	LSFE	1	2	3	4	5	6	7	8	Extra Ends	Total
A	4	NOR - Norway	*	2	0	0	0	0	0	1	X		3
	4	EST - Estonia		0	1	2	1	1	3	0	X		8

NOR - Norway			Shot Success	
			Game	All
4	S	STORDAHL Jostein	M	25%
3	V	SYVERSEN Ole Fredrik	M	45%
2		SKOGSTAD Geir Arne	M	55%
1		LOECHEN Sissel	F	73%
A		SVEBERG Mia	F	-
Team Total			50%	62%

EST - Estonia			Shot Success	
			Game	All
4	S	KOITMAE Andrei	M	63%
3	V	MURASOV Lauri	M	54%
2		MATAS Mait	M	56%
1		RIIDEBACH Katlin	F	75%
A		FALKENBERG Signe	F	-
Team Total			61%	64%

Last Stone Draw		Distance
⌚	SYVERSEN Ole Fredrik	31.2cm
⌚	SKOGSTAD Geir Arne	89.1cm
<b>Total</b>		<b>120.3cm</b>

Time remaining: 5 minutes 37 seconds

Time-out: End 6 - NOR stone 5

Last Stone Draw		Distance
⌚	MURASOV Lauri	65.0cm
⌚	RIIDEBACH Katlin	72.5cm
<b>Total</b>		<b>137.5cm</b>

Time remaining: 9 minutes 50 seconds

Time-out: End 5 - EST stone 7

## Shot Success Analysis

NOR - Norway		⌚	⌚	Game
4	STORDAHL Jostein	Draws	3 0%	7 32%
	Take-outs	2 50%	1 0%	3 33%
	Total	5 20%	8 28%	13 25%
3	SYVERSEN Ole Fredrik	Draws	3 33%	7 46%
	Take-outs	3 33%	1 100%	4 50%
	Total	6 33%	8 53%	14 45%
2	SKOGSTAD Geir Arne	Draws	2 0%	3 33%
	Take-outs	6 79%	3 67%	9 75%
	Total	8 59%	6 50%	14 55%
1	LOECHEN Sissel	Draws	10 88%	2 50%
	Take-outs	1 0%	1 50%	2 25%
	Total	11 80%	3 50%	14 73%
A	SVEBERG Mia	Draws	0 -	0 -
	Take-outs	0 -	0 -	0 -
	Total	0 -	0 -	0 -
Team	Draws	18 54%	19 39%	37 47%
	Take-outs	12 56%	6 58%	18 57%
	Total	30 55%	25 44%	55 50%

EST - Estonia		⌚	⌚	Game
4	KOITMAE Andrei	Draws	4 75%	2 38%
	Take-outs	3 50%	5 70%	8 63%
	Total	7 64%	7 61%	14 63%
3	MURASOV Lauri	Draws	2 38%	5 65%
	Take-outs	6 42%	1 100%	7 50%
	Total	8 41%	6 71%	14 54%
2	MATAS Mait	Draws	5 70%	5 35%
	Take-outs	3 67%	0 -	3 67%
	Total	8 69%	5 35%	13 56%
1	RIIDEBACH Katlin	Draws	11 73%	0 -
	Take-outs	1 100%	0 -	1 100%
	Total	12 75%	0 -	12 75%
A	FALKENBERG Signe	Draws	0 -	0 -
	Take-outs	0 -	0 -	0 -
	Total	0 -	0 -	0 -
Team	Draws	22 69%	12 48%	34 62%
	Take-outs	13 54%	6 75%	19 61%
	Total	35 64%	18 57%	53 61%

### Note:

Position and function for each team member:

4 = Fourth, 3 = Third, 2 = Second, 1 = Lead, A = Alternate, S = Skip, V = Vice-Skip

### Legend:

⌚ Clockwise

⌚ Counter-clockwise

F Female

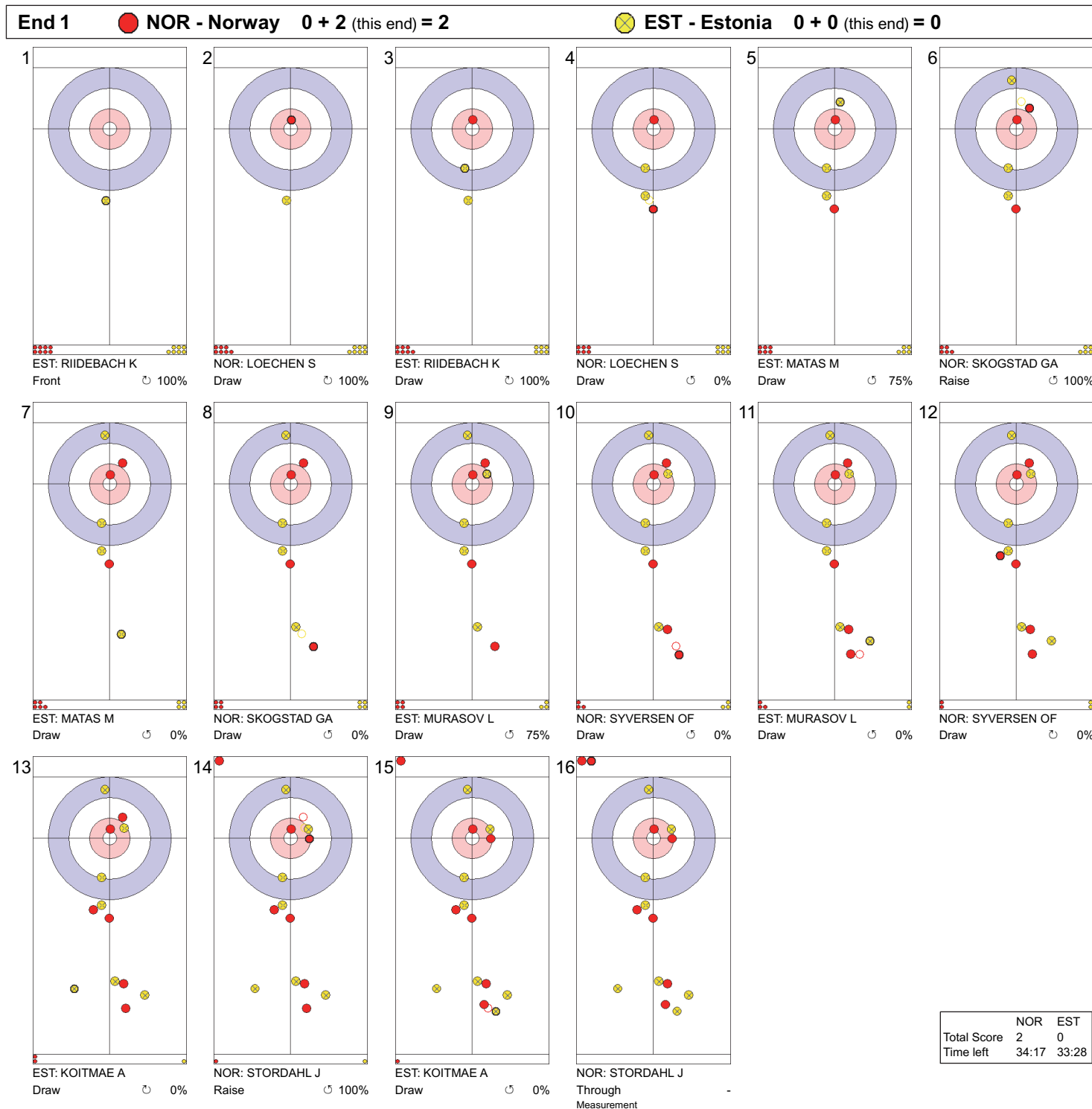
LSFE(\*) Last Stone First End

M Male

X Unplayed/unfinished end due to concession



**Game - Shot by Shot**  
每投统计数据

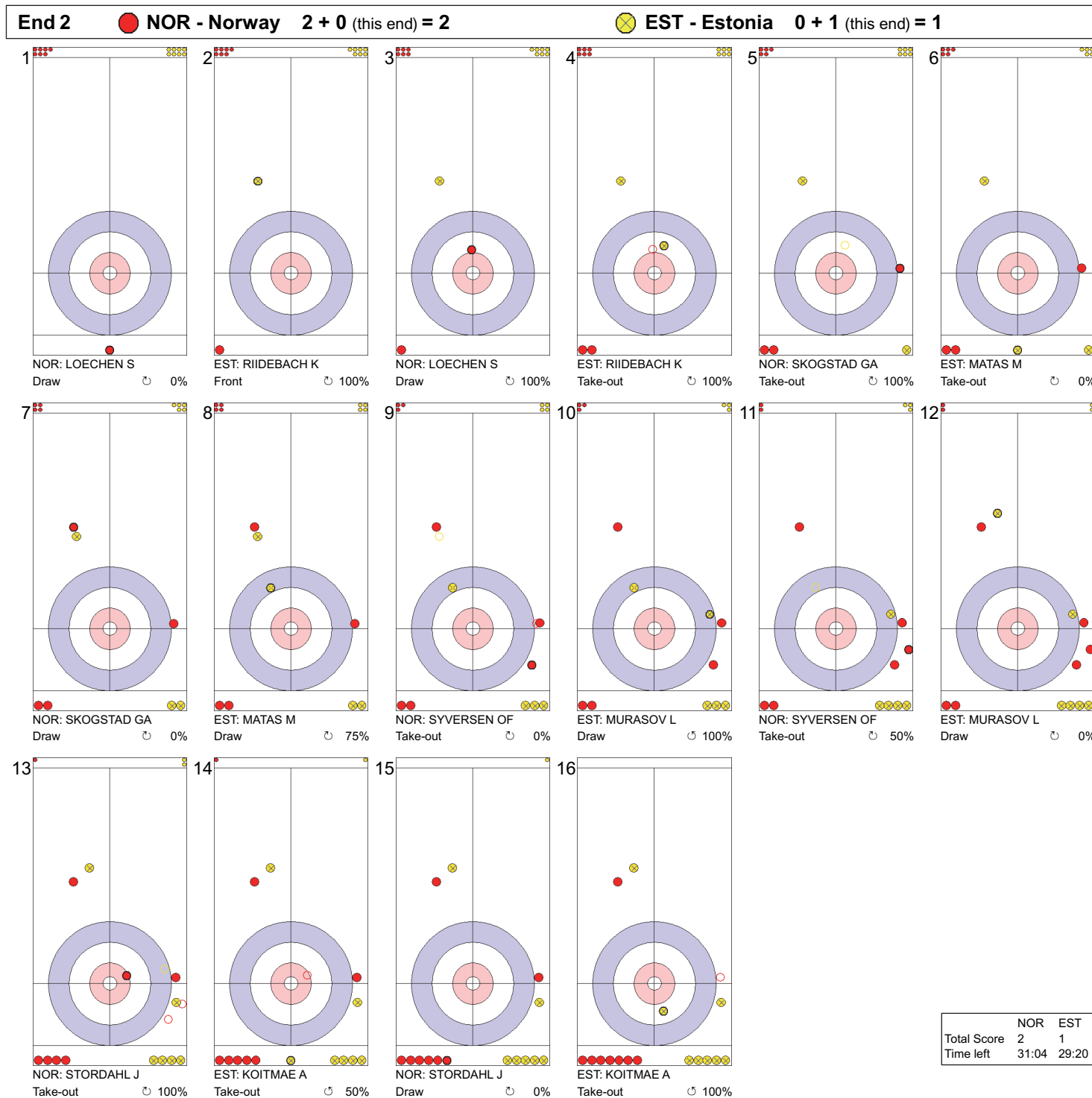


**Legend:**

↻ Clockwise      ↺ Counter-clockwise      - Not considered



Game - Shot by Shot  
每投统计数据

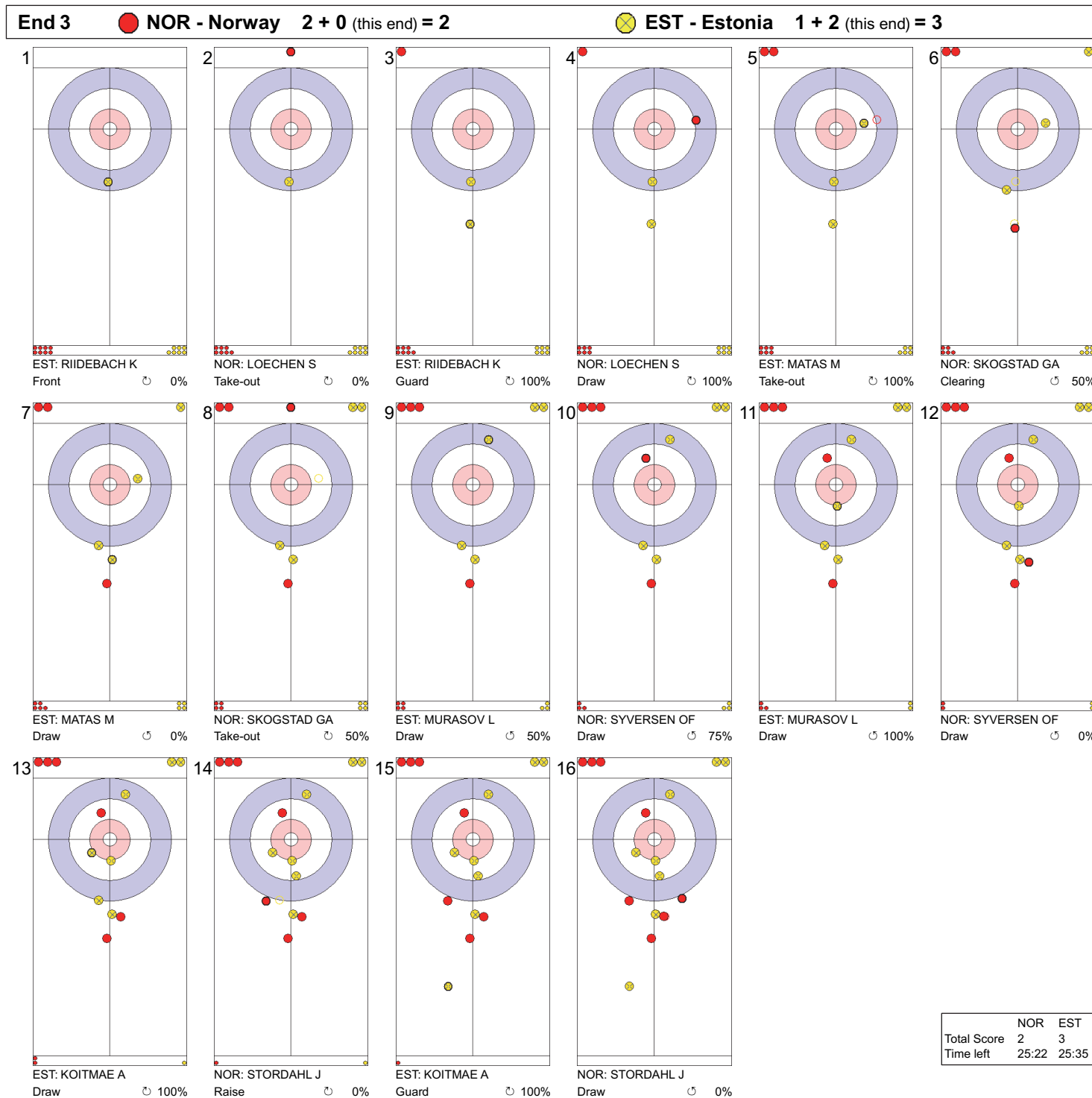


Legend:

↻ Clockwise      ↺ Counter-clockwise      - Not considered



**Game - Shot by Shot**  
每投统计数据



**Legend:**

↻ Clockwise      ↺ Counter-clockwise      - Not considered



**Game - Shot by Shot**  
每投统计数据

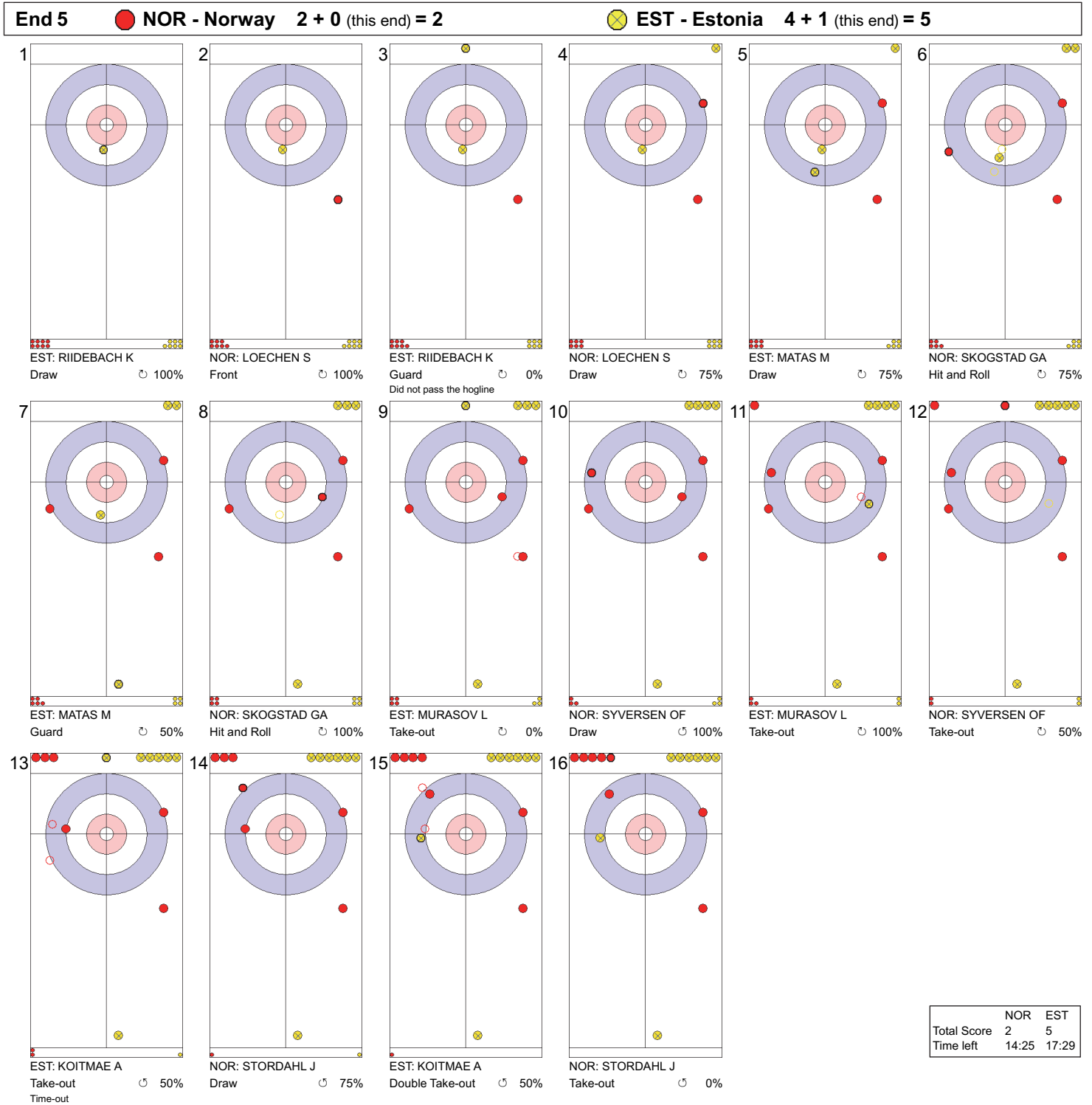


**Legend:**

↻ Clockwise      ↺ Counter-clockwise      - Not considered



**Game - Shot by Shot**  
每投统计数据



**Legend:**  
 ↻ Clockwise      ↺ Counter-clockwise      - Not considered



Game - Shot by Shot  
每投统计数据

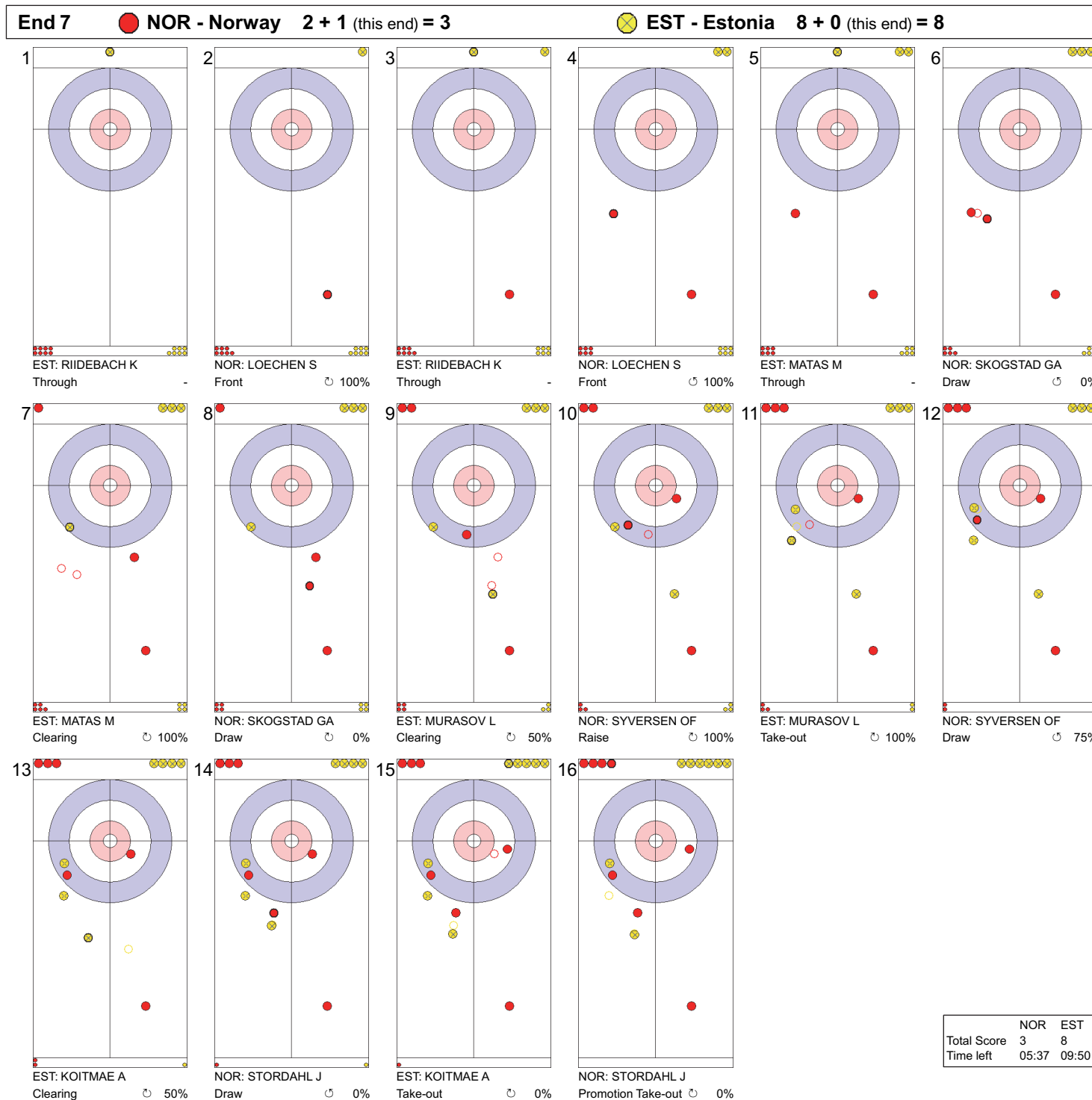


Legend:

↻ Clockwise      ↺ Counter-clockwise      - Not considered



**Game - Shot by Shot**  
每投统计数据



**Legend:**

⌚ Clockwise   ⌚ Counter-clockwise   - Not considered





## Game Results

### 比赛成绩

Sheet	Game	Team	LSFE	1	2	3	4	5	6	7	8	Extra Ends	Total
B	4	KOR - Republic of Korea	*	0	3	0	0	1	0	X	X		4
	4	CHN - People's Republic of China		2	0	1	1	0	5	X	X		9

KOR - Republic of Korea			Shot Success	
			Game	All
4 S	GO Seungnam	M	29%	50%
3	JANG Jaehyuk	M	56%	59%
2	JUNG Sunghun	M	69%	55%
1 V	BAEK Hyejin	F	54%	65%
A	YOON Eungu	M	-	-
Team Total			52%	57%

CHN - People's Republic of China			Shot Success	
			Game	All
4 S	WANG Haitao	M	71%	63%
3 V	CHEN Jianxin	M	90%	71%
2	ZHANG Mingliang	M	63%	69%
1	YAN Zhuo	F	58%	71%
A	SUN Yulong	M	-	-
Team Total			70%	69%

Last Stone Draw		Distance
⌚	JANG Jaehyuk	153.7cm
⌚	JUNG Sunghun	199.6cm
<b>Total</b>		<b>353.3cm</b>

Time remaining: 10 minutes 50 seconds

Last Stone Draw		Distance
⌚	WANG Haitao	199.6cm
⌚	YAN Zhuo	170.4cm
<b>Total</b>		<b>370.0cm</b>

Time remaining: 13 minutes 58 seconds

Time-out: End 6 - CHN stone 6

## Shot Success Analysis

KOR - Republic of Korea		⌚	⌚	Game	
4	GO Seungnam	Draws	3 17%	5 10%	8 13%
		Take-outs	2 50%	2 75%	4 63%
		Total	5 30%	7 29%	12 29%
3	JANG Jaehyuk	Draws	3 50%	3 58%	6 54%
		Take-outs	2 75%	4 50%	6 58%
		Total	5 60%	7 54%	12 56%
2	JUNG Sunghun	Draws	1 0%	4 69%	5 55%
		Take-outs	2 100%	5 70%	7 79%
		Total	3 67%	9 69%	12 69%
1	BAEK Hyejin	Draws	4 44%	4 81%	8 63%
		Take-outs	1 100%	3 17%	4 38%
		Total	5 55%	7 54%	12 54%
A	YOON Eungu	Draws	0 -	0 -	0 -
		Take-outs	0 -	0 -	0 -
		Total	0 -	0 -	0 -
Team		Draws	11 34%	16 52%	27 44%
		Take-outs	7 79%	14 54%	21 62%
		Total	18 51%	30 53%	48 52%

CHN - People's Republic of China		⌚	⌚	Game	
4	WANG Haitao	Draws	3 83%	4 100%	7 93%
		Take-outs	2 0%	3 67%	5 40%
		Total	5 50%	7 86%	12 71%
3	CHEN Jianxin	Draws	3 75%	2 100%	5 85%
		Take-outs	0 -	7 93%	7 93%
		Total	3 75%	9 94%	12 90%
2	ZHANG Mingliang	Draws	2 100%	3 58%	5 75%
		Take-outs	4 75%	3 25%	7 54%
		Total	6 83%	6 42%	12 63%
1	YAN Zhuo	Draws	7 57%	4 63%	11 59%
		Take-outs	1 50%	0 -	1 50%
		Total	8 56%	4 63%	12 58%
A	SUN Yulong	Draws	0 -	0 -	0 -
		Take-outs	0 -	0 -	0 -
		Total	0 -	0 -	0 -
Team		Draws	15 72%	13 79%	28 75%
		Take-outs	7 50%	13 71%	20 64%
		Total	22 65%	26 75%	48 70%

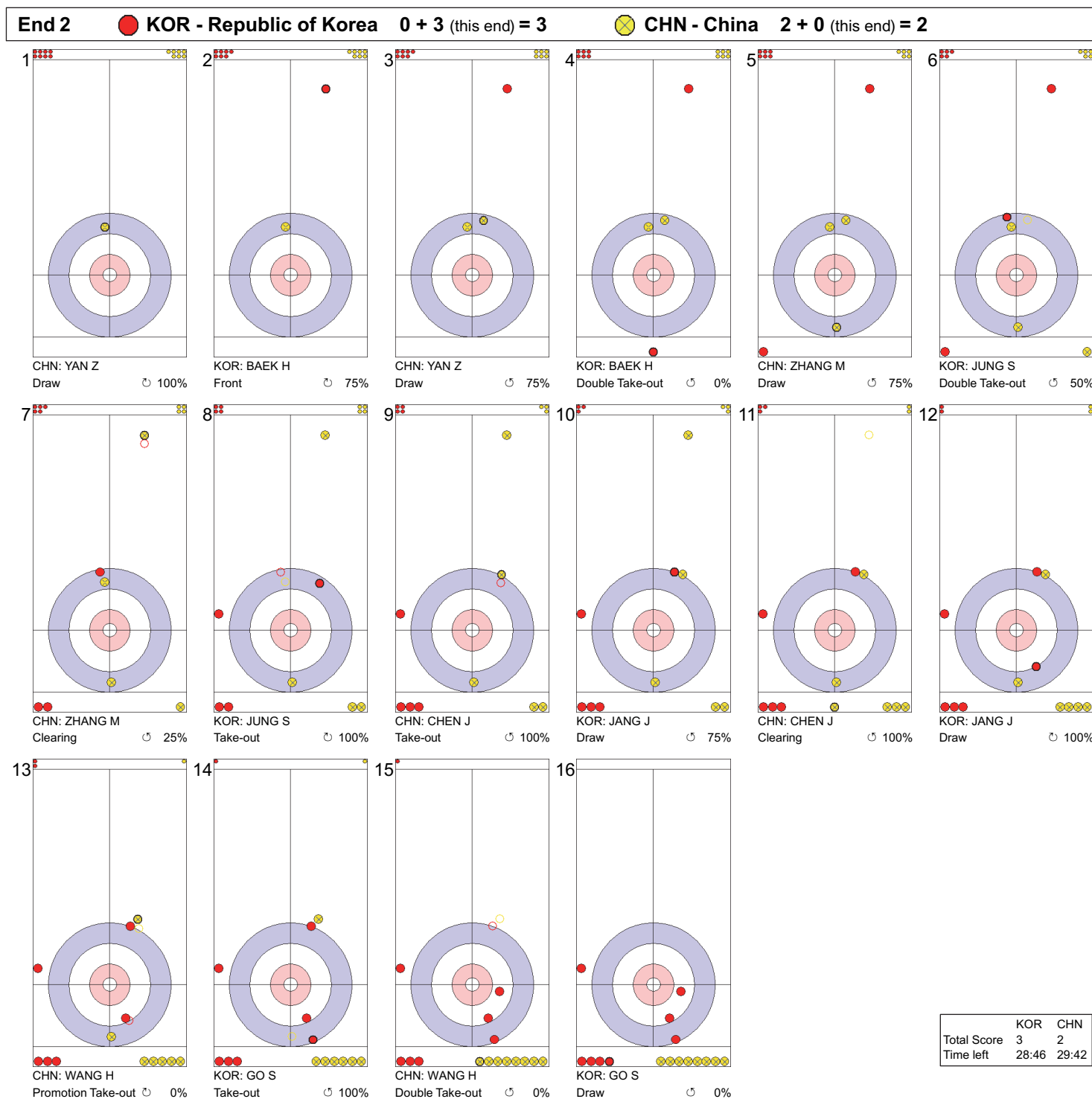
**Note:**  
Position and function for each team member:  
4 = Fourth, 3 = Third, 2 = Second, 1 = Lead, A = Alternate, S = Skip, V = Vice-Skip

**Legend:**  
⌚ Clockwise      ⌚ Counter-clockwise      F Female  
LSFE(\*) Last Stone First End      M Male      X Unplayed/unfinished end due to concession





**Game - Shot by Shot**  
每投统计数据



**Legend:**

↻ Clockwise      ↺ Counter-clockwise      - Not considered



Game - Shot by Shot

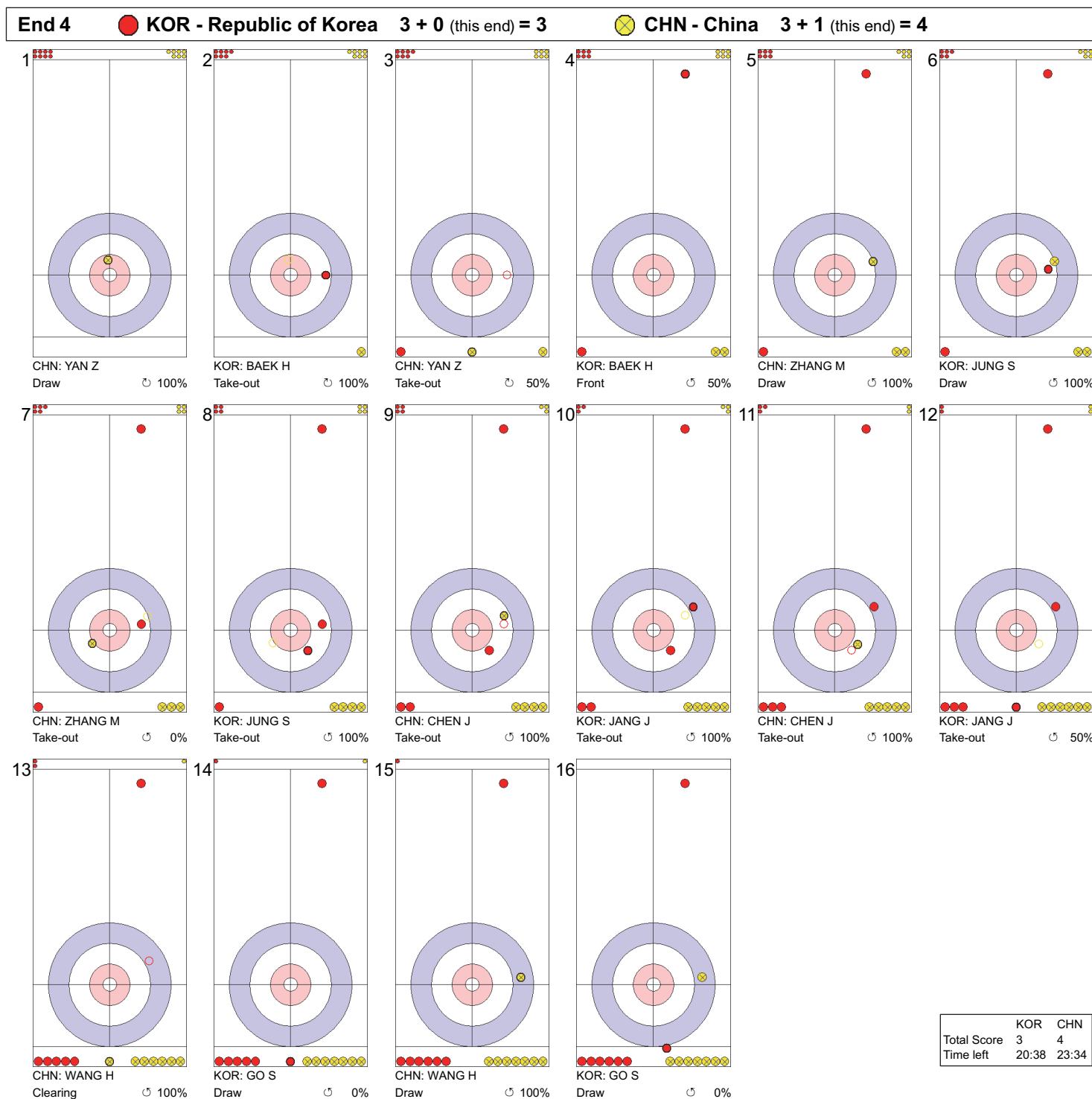
每投统计数据



**Legend:**  
 ↻ Clockwise      ↺ Counter-clockwise      - Not considered



**Game - Shot by Shot**  
每投统计数据

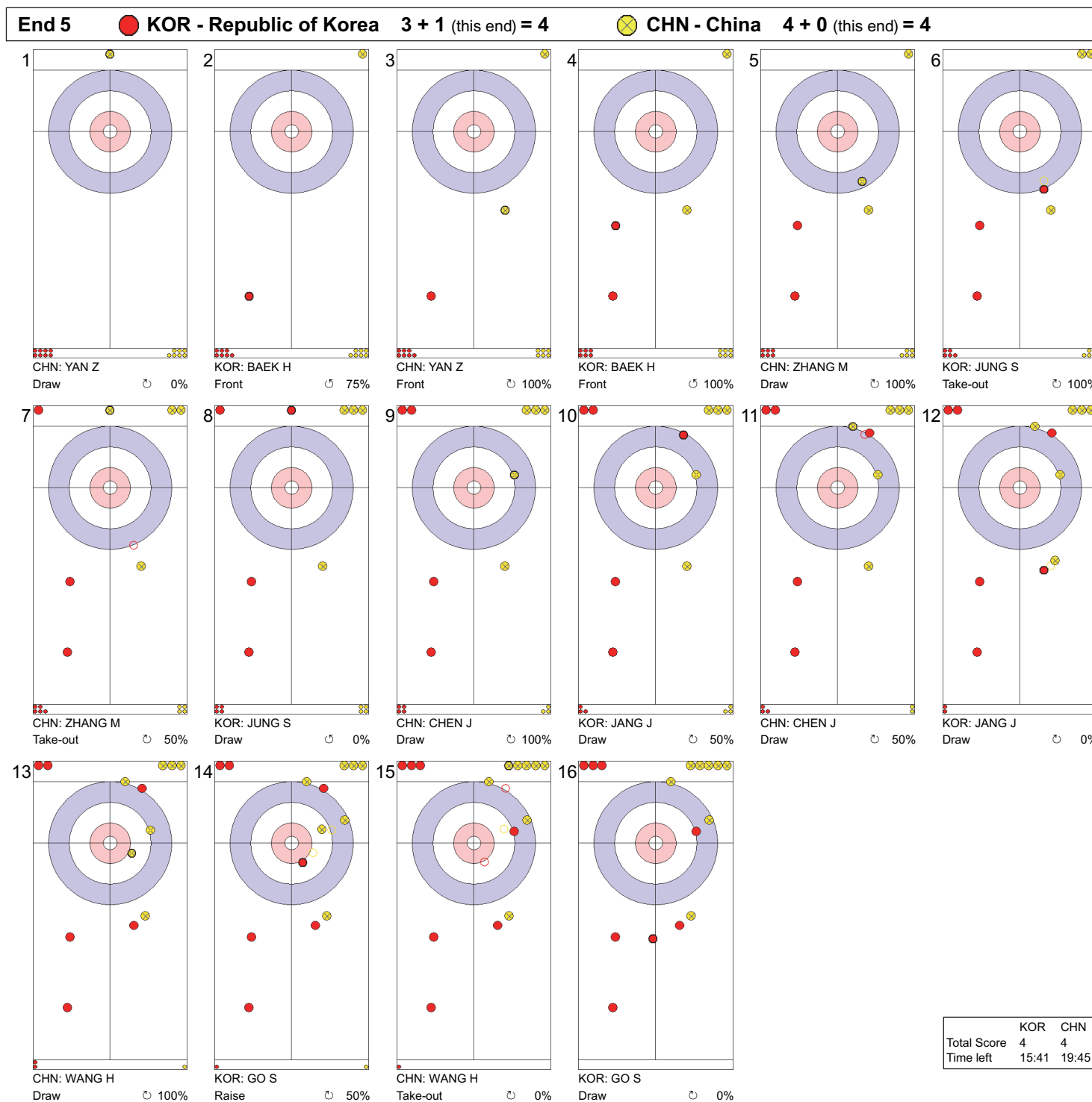


**Legend:**

↻ Clockwise      ↺ Counter-clockwise      - Not considered



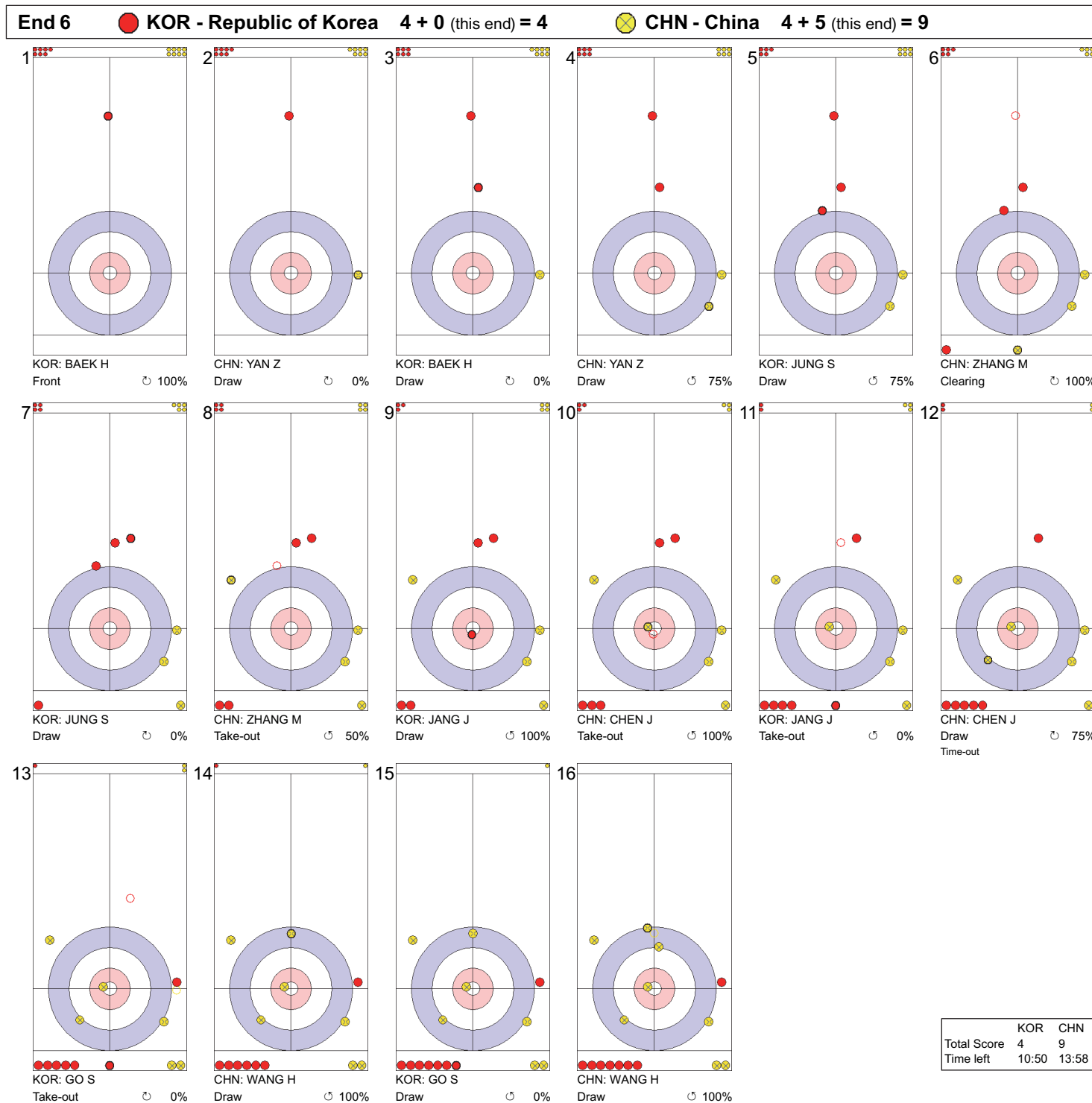
**Game - Shot by Shot**  
每投统计数据



**Legend:**  
 ↻ Clockwise      ↺ Counter-clockwise      - Not considered



Game - Shot by Shot  
每投统计数据



Legend:

↻ Clockwise

↺ Counter-clockwise

- Not considered



## Game Results

### 比赛成绩

Sheet	Game	Team	LSFE	1	2	3	4	5	6	7	8	Extra Ends	Total
D	5	LAT - Latvia		3	1	0	1	0	3	0	1		9
	3	SWE - Sweden	*	0	0	2	0	2	0	3	0		7

LAT - Latvia		Shot Success		
		Game	All	
4 S	ROZKOVA Polina	F	66%	59%
3	DJACENKO Sergejs	M	64%	63%
2	LASMANS Agris	M	73%	72%
1 V	BRIEDIS Ojars	M	72%	70%
A	DIMBOVSKIS Aleksandrs	M	-	-
Team Total			69%	66%

SWE - Sweden		Shot Success		
		Game	All	
4 S	PETTERSSON-DAHL Viljo	M	63%	76%
3	PERSSON Ronny	M	41%	53%
2	ENGBORG Mats-Ola	M	61%	77%
1 V	ULANDER Kristina	F	78%	80%
A	JOHANSSON Sabina	F	-	-
Team Total			61%	71%

Last Stone Draw		Distance
⌚	ROZKOVA Polina	82.3cm
⌚	DJACENKO Sergejs	199.6cm
<b>Total</b>		<b>281.9cm</b>

Time remaining: 2 minutes 35 seconds

Last Stone Draw		Distance
⌚	ENGBORG Mats-Ola	129.9cm
⌚	ULANDER Kristina	4.4cm
<b>Total</b>		<b>134.3cm</b>

Time remaining: 1 minute 45 seconds

Time-out: End 6 - SWE stone 8

## Shot Success Analysis

LAT - Latvia		⌚	⌚	Game	
4	ROZKOVA Polina	Draws	4 75%	4 63%	8 69%
		Take-outs	3 67%	5 60%	8 63%
		Total	7 71%	9 61%	16 66%
3	DJACENKO Sergejs	Draws	3 92%	4 75%	7 82%
		Take-outs	8 50%	1 50%	9 50%
		Total	11 61%	5 70%	16 64%
2	LASMANS Agris	Draws	5 55%	2 88%	7 64%
		Take-outs	9 81%	0 -	9 81%
		Total	14 71%	2 88%	16 73%
1	BRIEDIS Ojars	Draws	8 63%	5 80%	13 69%
		Take-outs	3 83%	0 -	3 83%
		Total	11 68%	5 80%	16 72%
A	DIMBOVSKIS Aleksandrs	Draws	0 -	0 -	0 -
		Take-outs	0 -	0 -	0 -
		Total	0 -	0 -	0 -
Team		Draws	20 68%	15 75%	35 71%
		Take-outs	23 68%	6 58%	29 66%
		Total	43 68%	21 70%	64 69%

SWE - Sweden		⌚	⌚	Game	
4	PETTERSSON-DAHL Viljo	Draws	4 88%	4 63%	8 75%
		Take-outs	5 45%	3 58%	8 50%
		Total	9 64%	7 61%	16 63%
3	PERSSON Ronny	Draws	5 40%	4 25%	9 33%
		Take-outs	2 0%	5 70%	7 50%
		Total	7 29%	9 50%	16 41%
2	ENGBORG Mats-Ola	Draws	7 68%	3 67%	10 68%
		Take-outs	6 50%	0 -	6 50%
		Total	13 60%	3 67%	16 61%
1	ULANDER Kristina	Draws	10 83%	4 69%	14 79%
		Take-outs	0 -	2 75%	2 75%
		Total	10 83%	6 71%	16 78%
A	JOHANSSON Sabina	Draws	0 -	0 -	0 -
		Take-outs	0 -	0 -	0 -
		Total	0 -	0 -	0 -
Team		Draws	26 71%	15 55%	41 65%
		Take-outs	13 40%	10 68%	23 52%
		Total	39 61%	25 60%	64 61%

### Note:

Position and function for each team member:

4 = Fourth, 3 = Third, 2 = Second, 1 = Lead, A = Alternate, S = Skip, V = Vice-Skip

### Legend:

⌚ Clockwise

⌚ Counter-clockwise

F Female

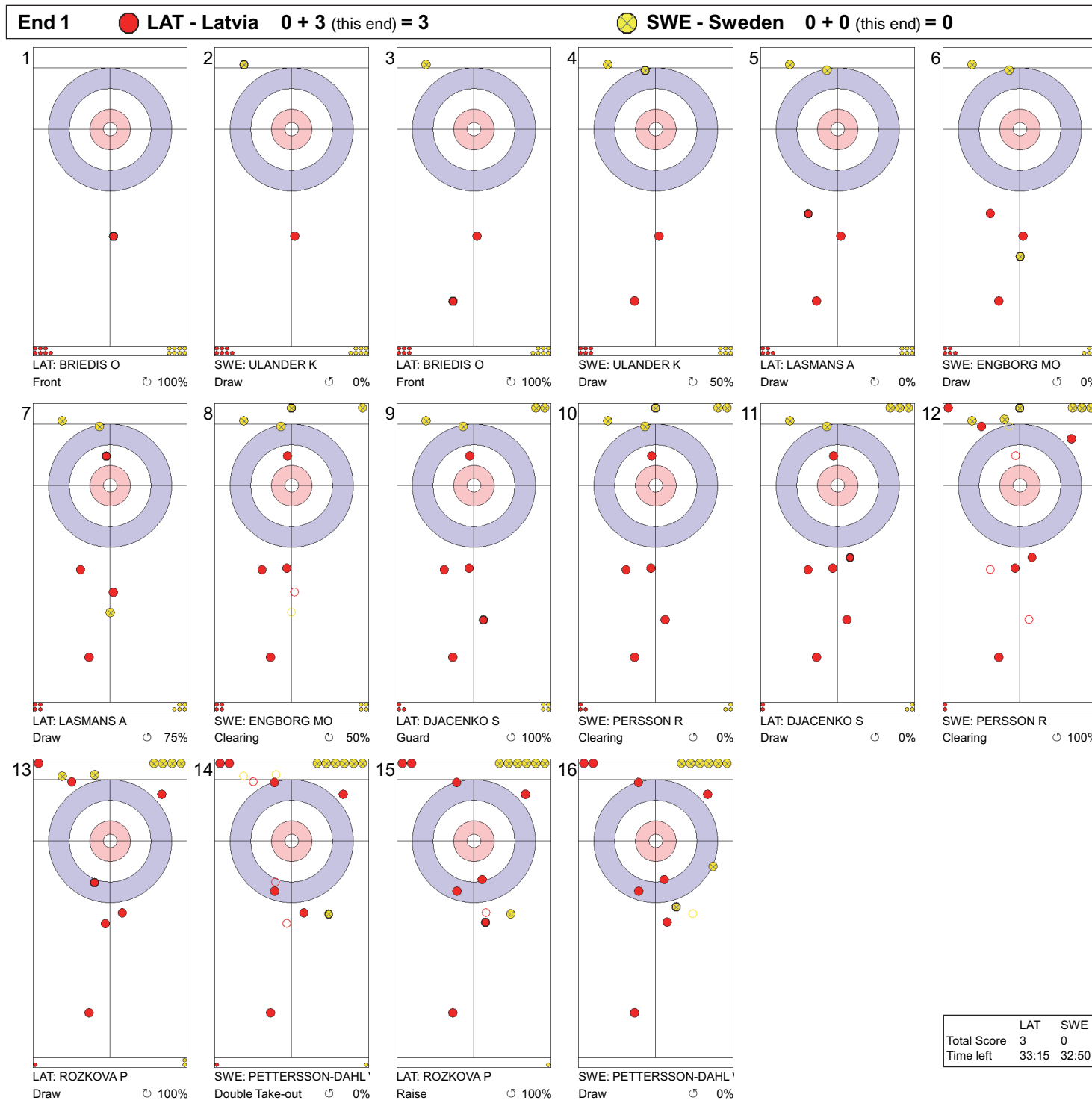
LSFE(\*) Last Stone First End

M Male





Game - Shot by Shot  
每投统计数据




Legend:

↻ Clockwise      ↺ Counter-clockwise      - Not considered



Game - Shot by Shot  
每投统计数据



Legend:

⤵ Clockwise   ⤴ Counter-clockwise   - Not considered



Game - Shot by Shot  
每投统计数据

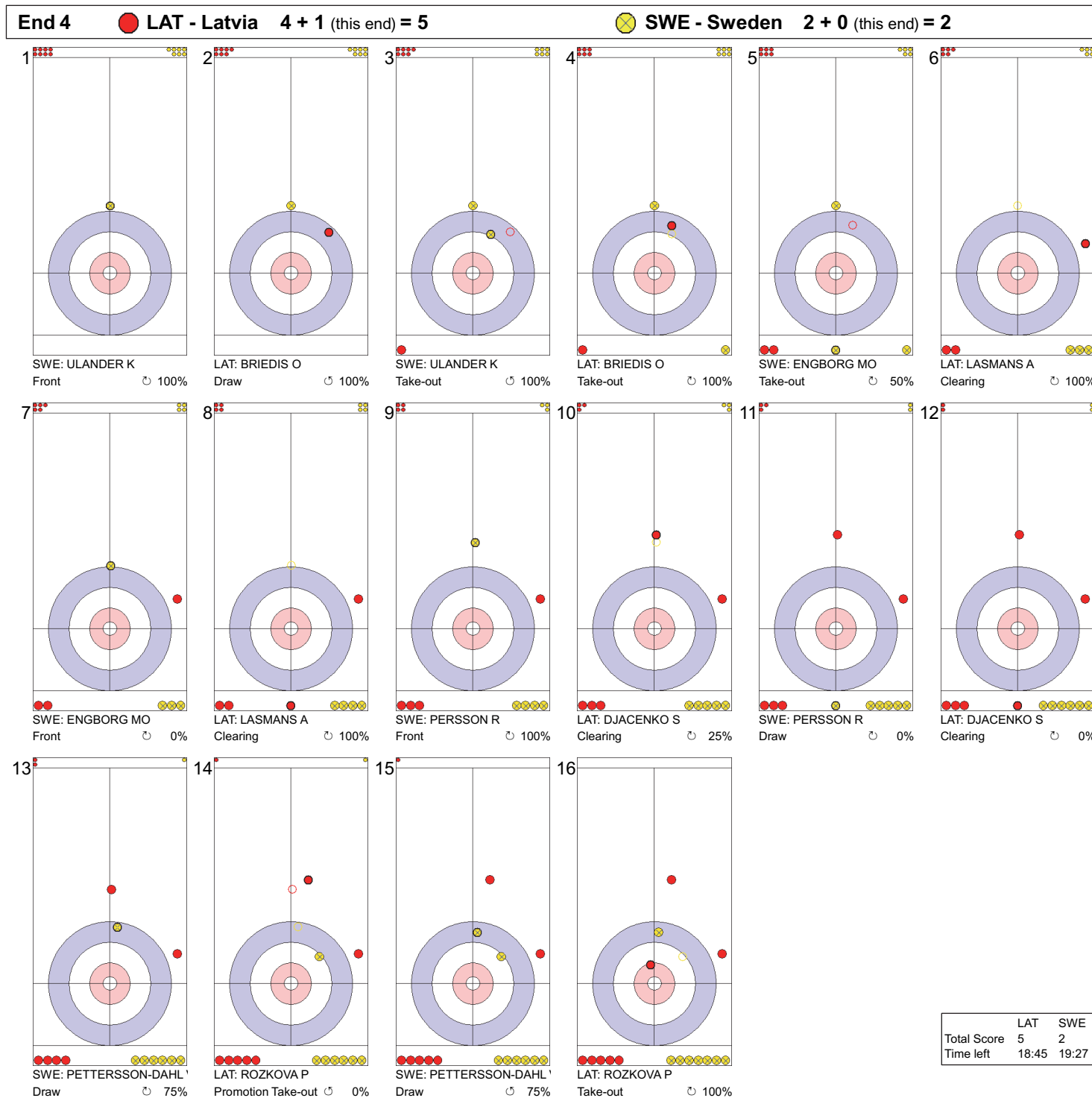


Legend:

↻ Clockwise      ↺ Counter-clockwise      - Not considered



Game - Shot by Shot  
每投统计数据

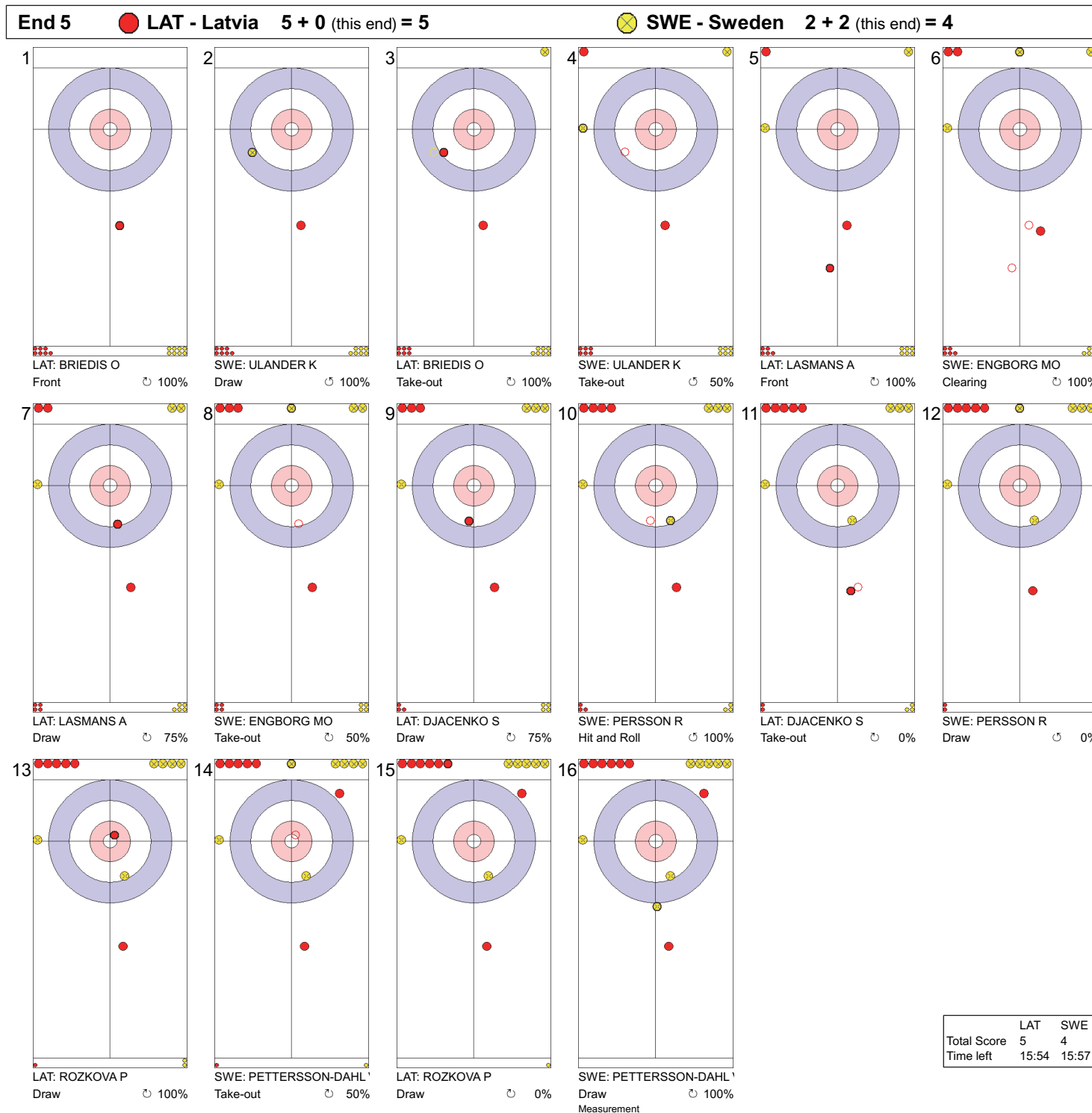


Legend:

↻ Clockwise   ↺ Counter-clockwise   - Not considered



Game - Shot by Shot  
每投统计数据



Legend:

↻ Clockwise      ↺ Counter-clockwise      - Not considered



Game - Shot by Shot  
每投统计数据

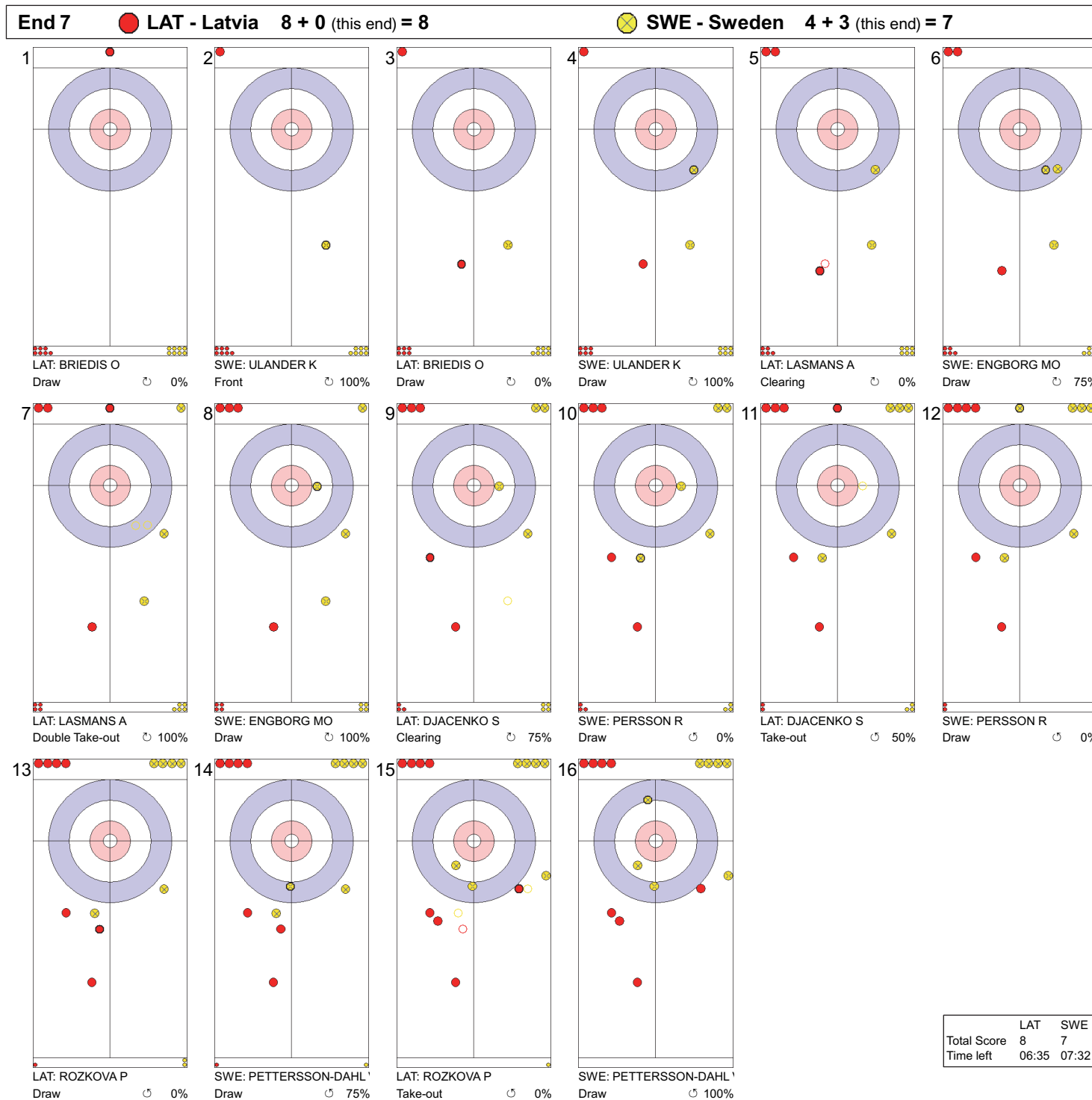


Legend:

↻ Clockwise      ↺ Counter-clockwise      - Not considered



**Game - Shot by Shot**  
每投统计数据

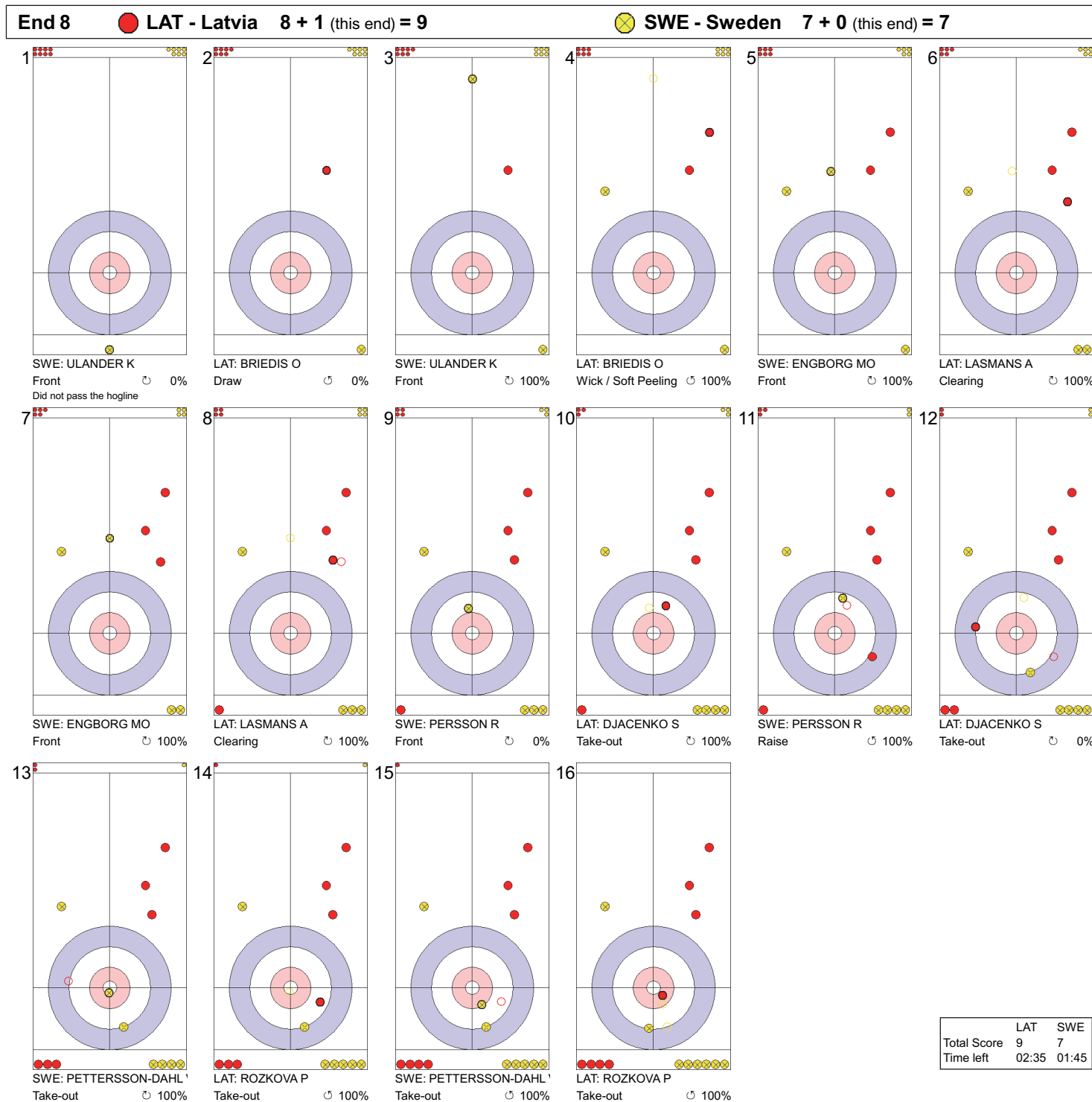


**Legend:**

↻ Clockwise      ↺ Counter-clockwise      - Not considered



Game - Shot by Shot  
每投统计数据



Legend:

↻ Clockwise      ↺ Counter-clockwise      - Not considered





## Session Results and Standings

每轮比赛成绩和排名

Sheet	Game	Team	LSFE	1	2	3	4	5	6	7	8	Extra Ends	Total
A	4	USA - United States of America		0	0	1	0	0	1	2	X		4
	4	CAN - Canada	*	2	0	0	3	2	0	0	X		7
B	4	LAT - Latvia	*	0	0	1	1	1	2	0	0		5
	3	EST - Estonia		2	2	0	0	0	0	1	1		6
C	4	SUI - Switzerland		0	0	0	0	1	0	X	X		1
	3	GBR - Great Britain	*	4	1	5	1	0	4	X	X		15

## Current Standings

Rank	Team	Games	Wins	Losses
1	CAN - Canada	4	4	0
2	SWE - Sweden	2	2	0
3	GBR - Great Britain	3	2	1
3	NOR - Norway	3	2	1
5	LAT - Latvia	4	2	2
6	CHN - People's Republic of China	3	1	2
6	EST - Estonia	3	1	2
6	KOR - Republic of Korea	3	1	2
6	SVK - Slovakia	3	1	2
10	SUI - Switzerland	4	1	3
10	USA - United States of America	4	1	3

**Note:**  
Under WCF rules, tie-breaking rules for standings are not applied until after the last game of the round robin.

**Legend:**  
LSFE(\*) Last Stone First End      X      Unplayed/unfinished end due to concession





**Game - Shot by Shot**  
每投统计数据

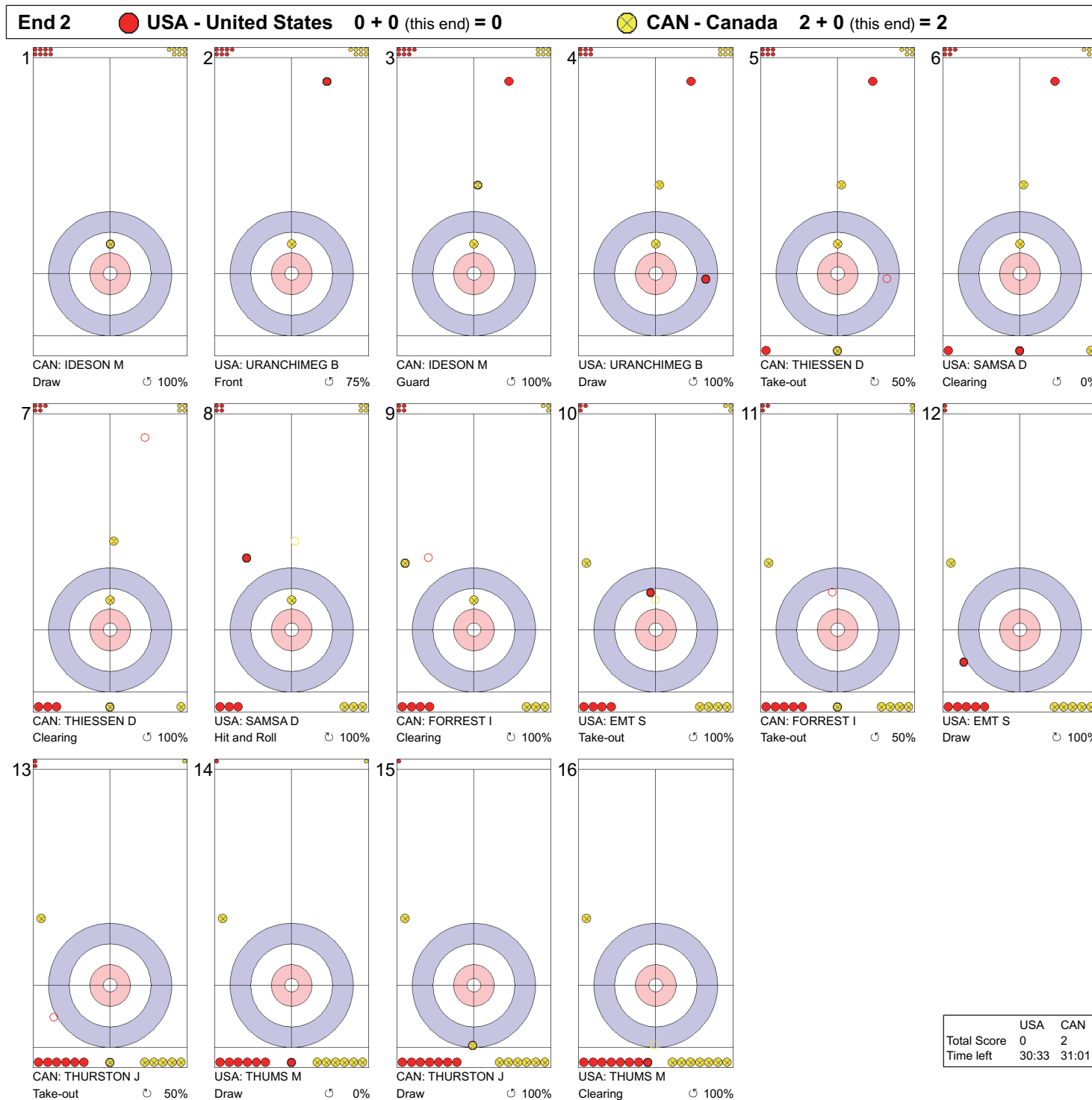




**Legend:**

↻ Clockwise      ↺ Counter-clockwise      - Not considered



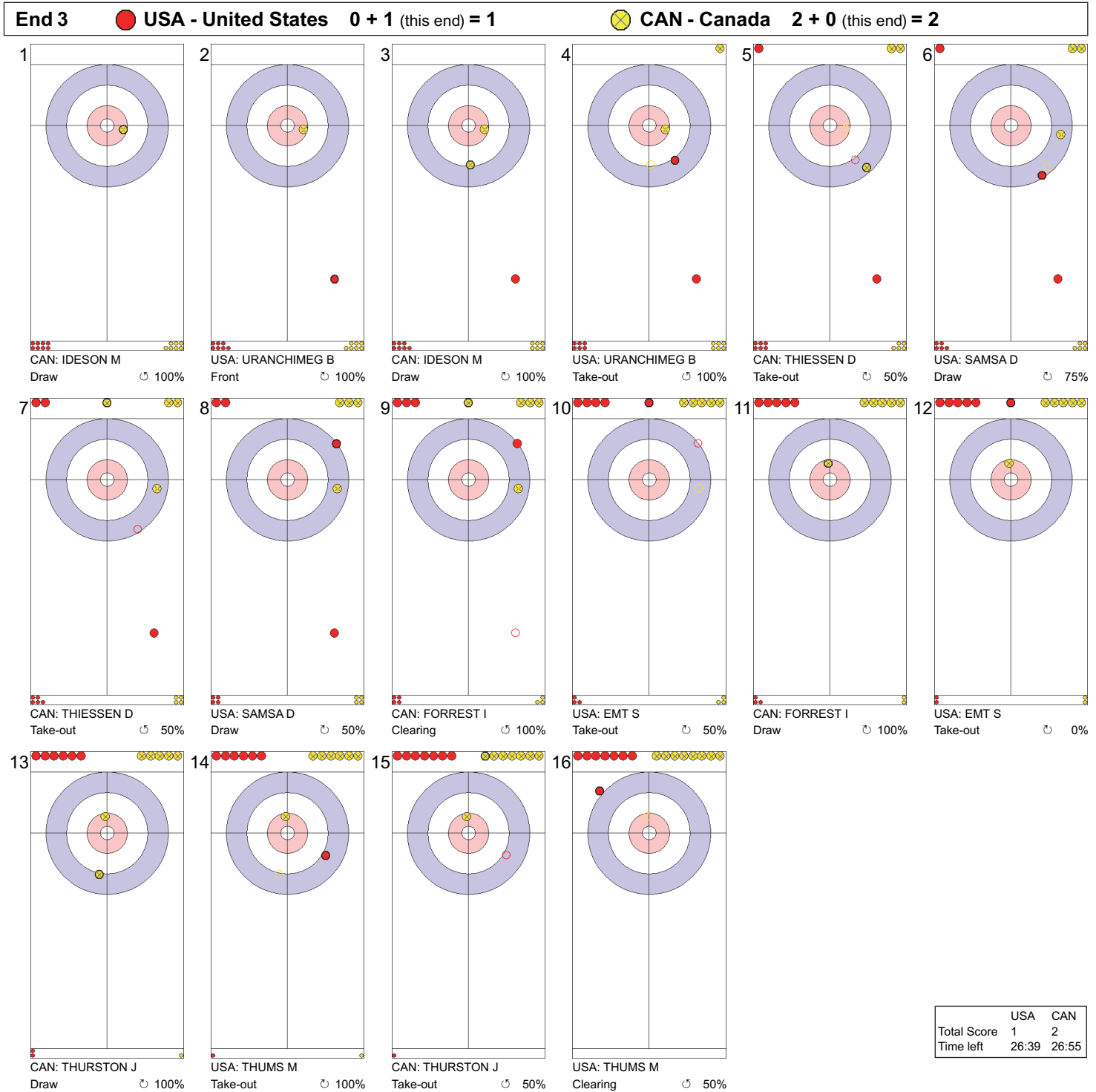
**Game - Shot by Shot**  
每投统计数据



**Legend:**  
 Clockwise     
  Counter-clockwise     
 - Not considered



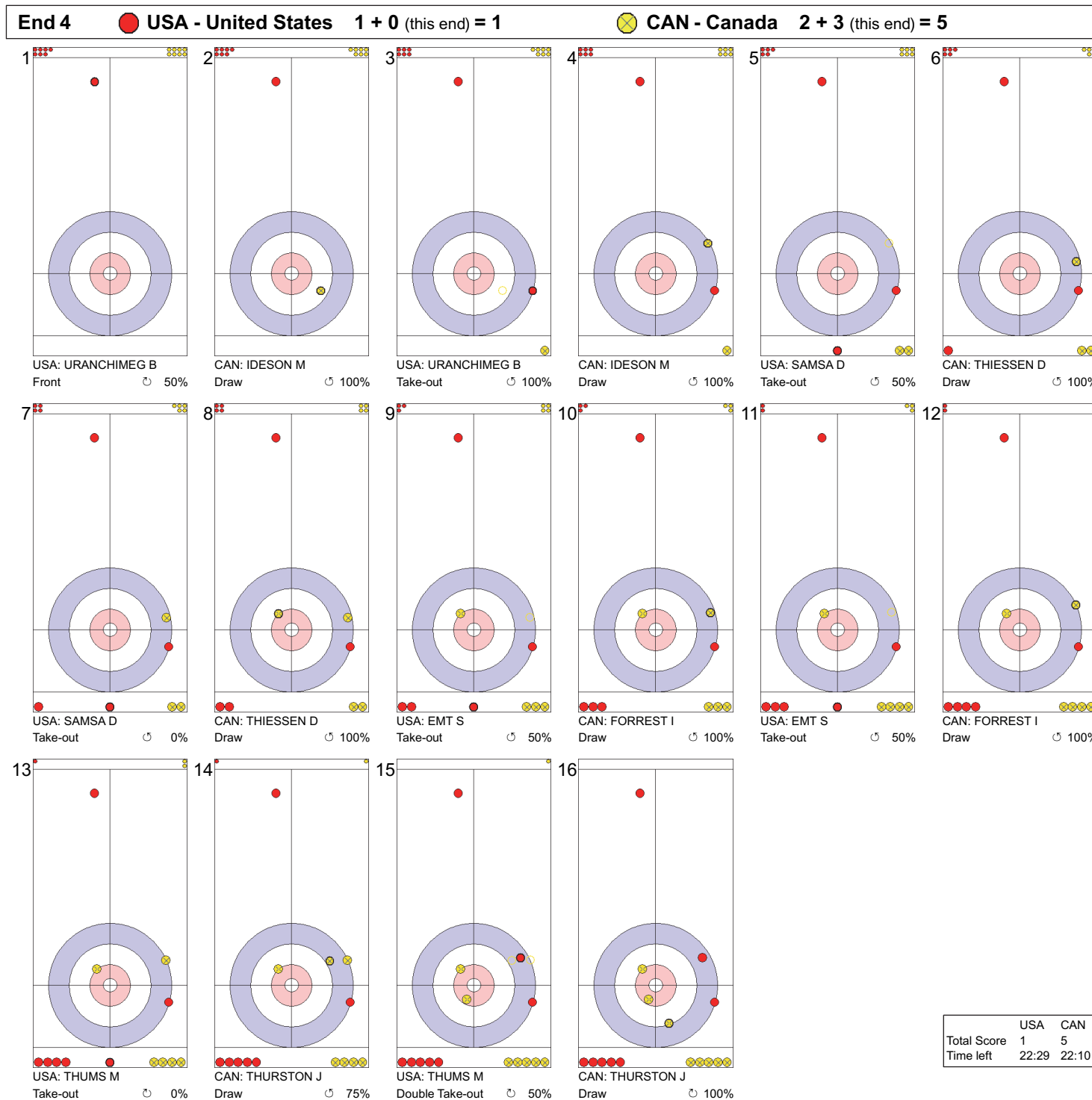
**Game - Shot by Shot**  
每投统计数据



**Legend:**  
 ↻ Clockwise      ↺ Counter-clockwise      - Not considered



**Game - Shot by Shot**  
每投统计数据



**Legend:**  
 ↻ Clockwise      ↺ Counter-clockwise      - Not considered



Game - Shot by Shot  
每投统计数据

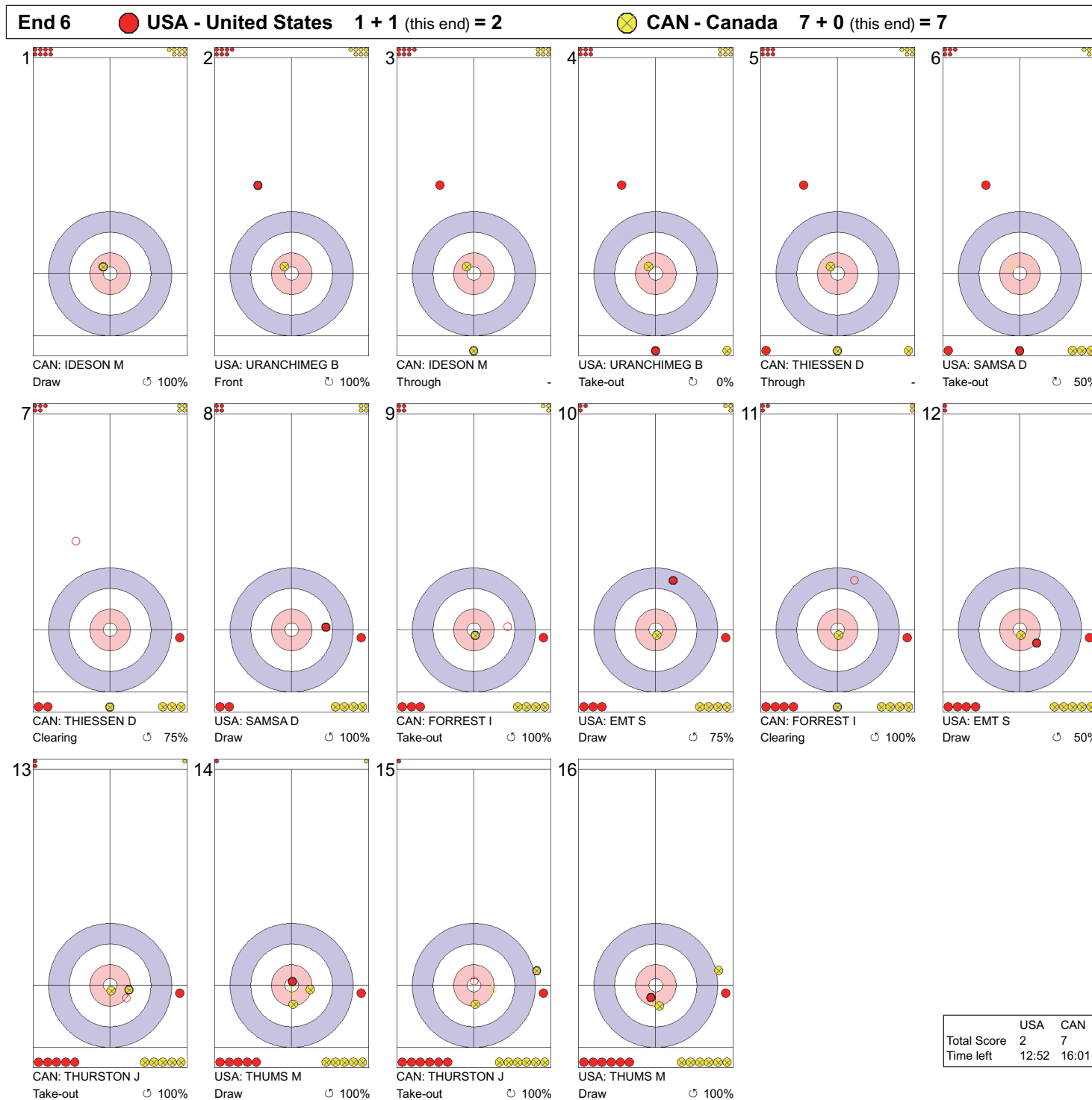


Legend:

↻ Clockwise      ↺ Counter-clockwise      - Not considered



**Game - Shot by Shot**  
每投统计数据



**Legend:**

↻ Clockwise      ↺ Counter-clockwise      - Not considered





**Game - Shot by Shot**  
每投统计数据

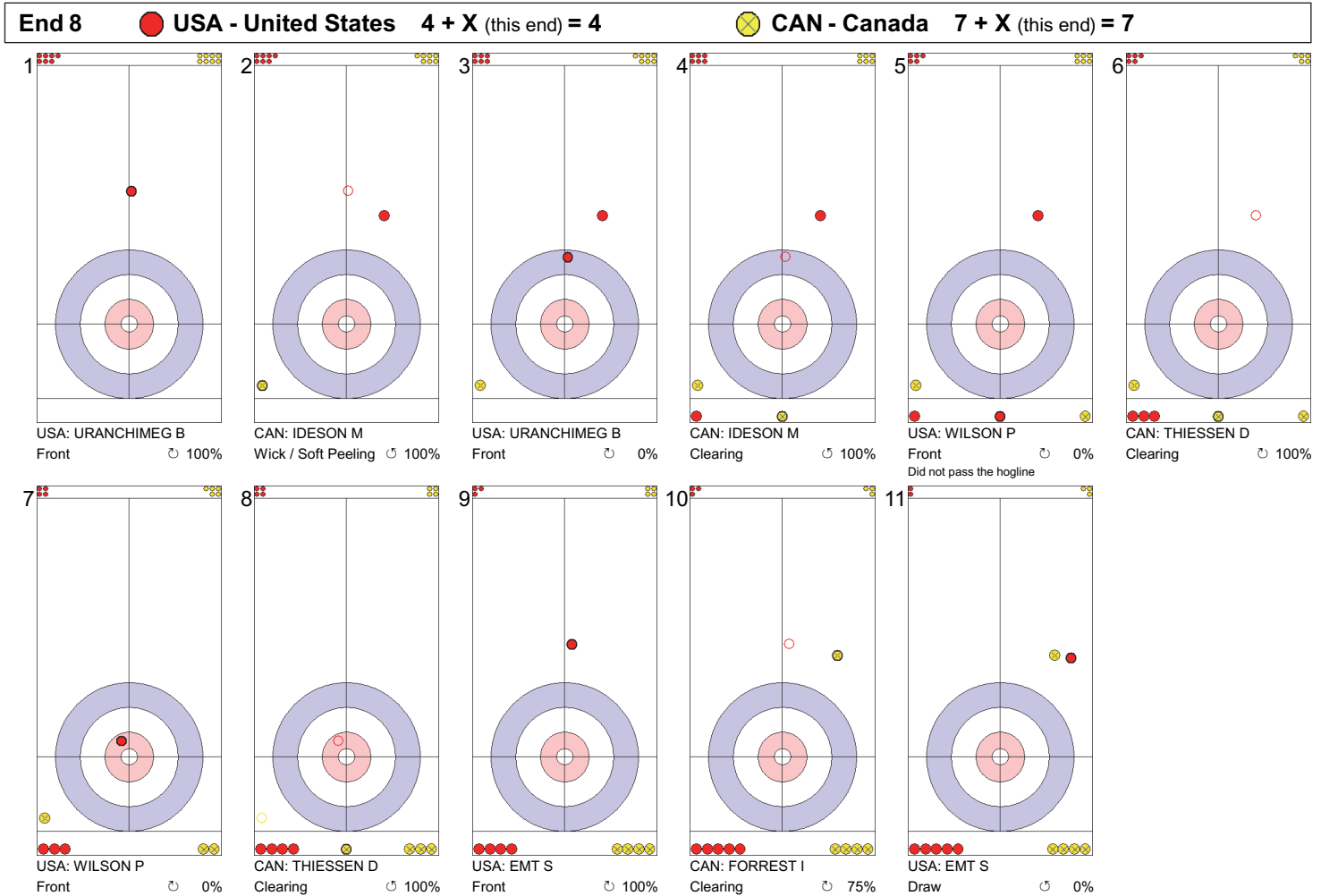


**Legend:**

↻ Clockwise   ↺ Counter-clockwise   - Not considered



**Game - Shot by Shot**  
每投统计数据



	USA	CAN
Total Score	4	7
Time left	07:03	09:52

**Legend:**  
 ↻ Clockwise      ↺ Counter-clockwise      - Not considered  
 X Unfinished end due to concession



## Game Results

### 比赛成绩

Sheet	Game	Team	LSFE	1	2	3	4	5	6	7	8	Extra Ends	Total
B	4	LAT - Latvia	*	0	0	1	1	1	2	0	0		5
	3	EST - Estonia		2	2	0	0	0	0	1	1		6

LAT - Latvia		Shot Success		
		Game	All	
4 S	ROZKOVA Polina	F	55%	57%
3	DJACENKO Sergejs	M	53%	63%
2	LASMANS Agris	M	91%	72%
1 V	BRIEDIS Ojars	M	77%	69%
A	DIMBOVSKIS Aleksandrs	M	-	-
Team Total			69%	65%

EST - Estonia		Shot Success		
		Game	All	
4 S	KOITMAE Andrei	M	48%	48%
3 V	MURASOV Lauri	M	69%	64%
2	MATAS Mait	M	70%	70%
1	RIIDEBACH Katlin	F	78%	77%
A	FALKENBERG Signe	F	-	-
Team Total			66%	65%

Last Stone Draw		Distance
⌚	LASMANS Agris	85.2cm
⌚	BRIEDIS Ojars	59.3cm
<b>Total</b>		<b>144.5cm</b>

Time remaining: 0 minutes 40 seconds

Time-out: End 2 - LAT stone 7

Last Stone Draw		Distance
⌚	MATAS Mait	199.6cm
⌚	KOITMAE Andrei	199.6cm
<b>Total</b>		<b>399.2cm</b>

Time remaining: 2 minutes 0 seconds

Time-out: End 6 - EST stone 6

## Shot Success Analysis

LAT - Latvia		⌚	⌚	Game
4	ROZKOVA Polina	Draws 4 38%	6 63%	10 53%
		Take-outs 2 25%	4 75%	6 58%
		Total 6 33%	10 68%	16 55%
3	DJACENKO Sergejs	Draws 2 50%	5 90%	7 79%
		Take-outs 5 20%	4 50%	9 33%
		Total 7 29%	9 72%	16 53%
2	LASMANS Agris	Draws 3 83%	6 92%	9 89%
		Take-outs 6 92%	1 100%	7 93%
		Total 9 89%	7 93%	16 91%
1	BRIEDIS Ojars	Draws 6 100%	6 67%	12 83%
		Take-outs 1 100%	3 42%	4 56%
		Total 7 100%	9 58%	16 77%
A	DIMBOVSKIS Aleksandrs	Draws 0 -	0 -	0 -
		Take-outs 0 -	0 -	0 -
		Total 0 -	0 -	0 -
Team		Draws 15 73%	23 77%	38 76%
		Take-outs 14 57%	12 60%	26 59%
		Total 29 66%	35 71%	64 69%

EST - Estonia		⌚	⌚	Game
4	KOITMAE Andrei	Draws 6 58%	3 8%	9 42%
		Take-outs 5 60%	2 50%	7 57%
		Total 11 59%	5 25%	16 48%
3	MURASOV Lauri	Draws 6 92%	0 -	6 92%
		Take-outs 6 58%	4 50%	10 55%
		Total 12 75%	4 50%	16 69%
2	MATAS Mait	Draws 5 90%	2 13%	7 68%
		Take-outs 7 71%	2 75%	9 72%
		Total 12 79%	4 44%	16 70%
1	RIIDEBACH Katlin	Draws 13 85%	0 -	13 85%
		Take-outs 2 75%	1 0%	3 50%
		Total 15 83%	1 0%	16 78%
A	FALKENBERG Signe	Draws 0 -	0 -	0 -
		Take-outs 0 -	0 -	0 -
		Total 0 -	0 -	0 -
Team		Draws 30 82%	5 10%	35 71%
		Take-outs 20 65%	9 50%	29 60%
		Total 50 75%	14 36%	64 66%

### Note:

Position and function for each team member:

4 = Fourth, 3 = Third, 2 = Second, 1 = Lead, A = Alternate, S = Skip, V = Vice-Skip

### Legend:

⌚ Clockwise

⌚ Counter-clockwise

F Female

LSFE(\*) Last Stone First End

M Male



**Game - Shot by Shot**  
每投统计数据

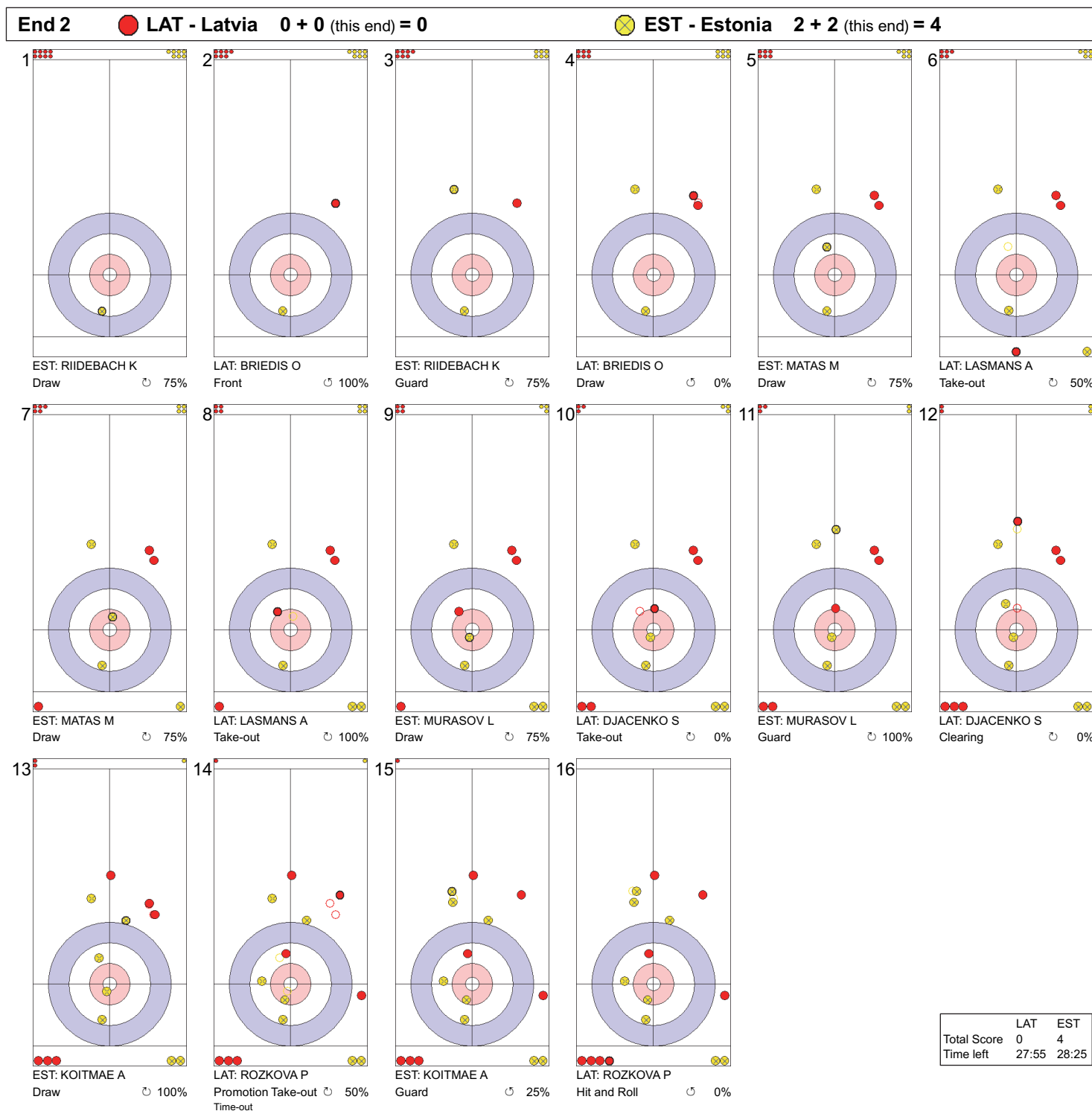


**Legend:**

↻ Clockwise   ↺ Counter-clockwise   - Not considered



**Game - Shot by Shot**  
每投统计数据

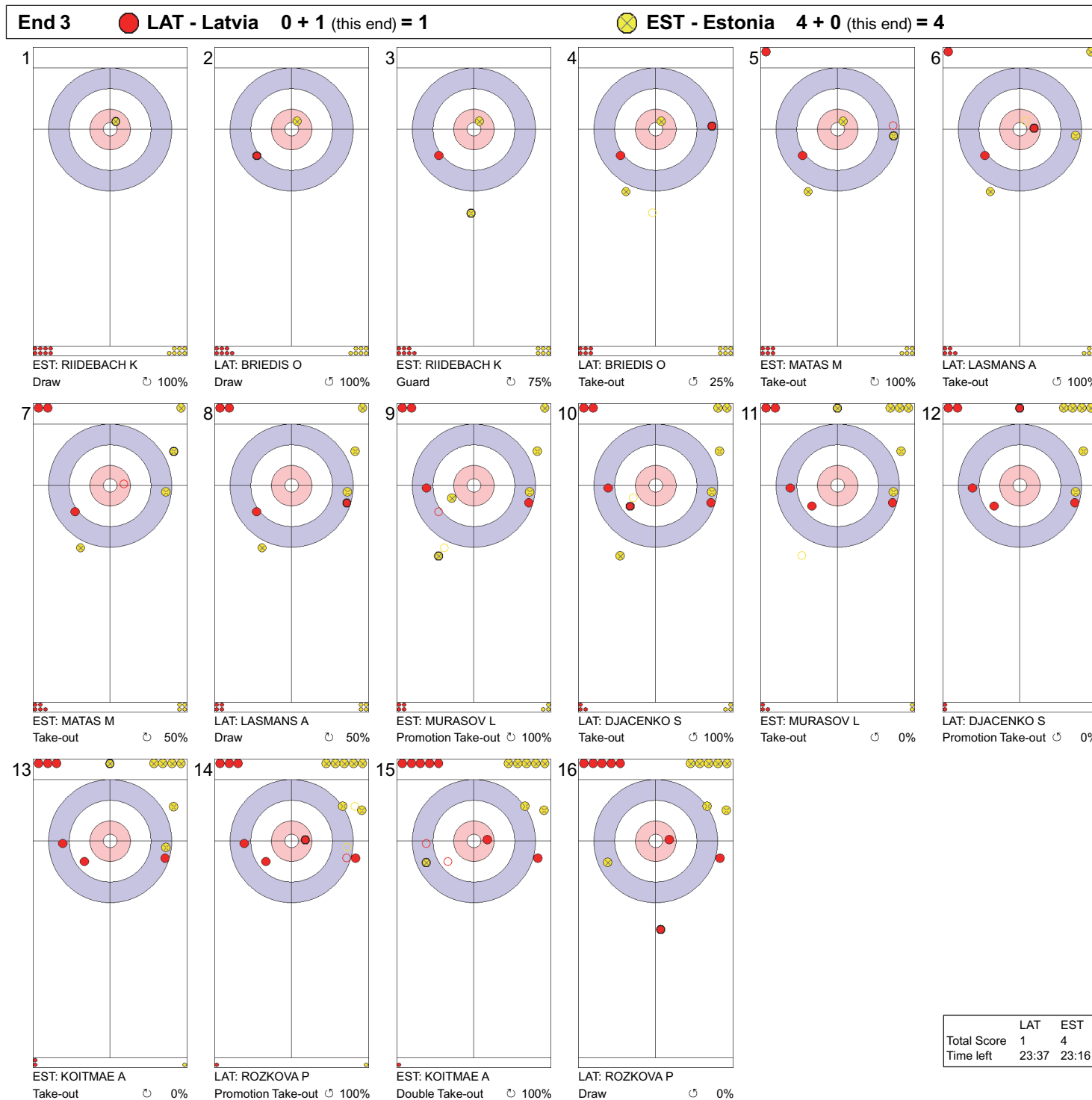


**Legend:**

↻ Clockwise      ↺ Counter-clockwise      - Not considered



**Game - Shot by Shot**  
每投统计数据



**Legend:**

↻ Clockwise   ↺ Counter-clockwise   - Not considered



Game - Shot by Shot  
每投统计数据



Legend:

↻ Clockwise      ↺ Counter-clockwise      - Not considered



**Game - Shot by Shot**  
每投统计数据




**Legend:**

↻ Clockwise   ↺ Counter-clockwise   - Not considered





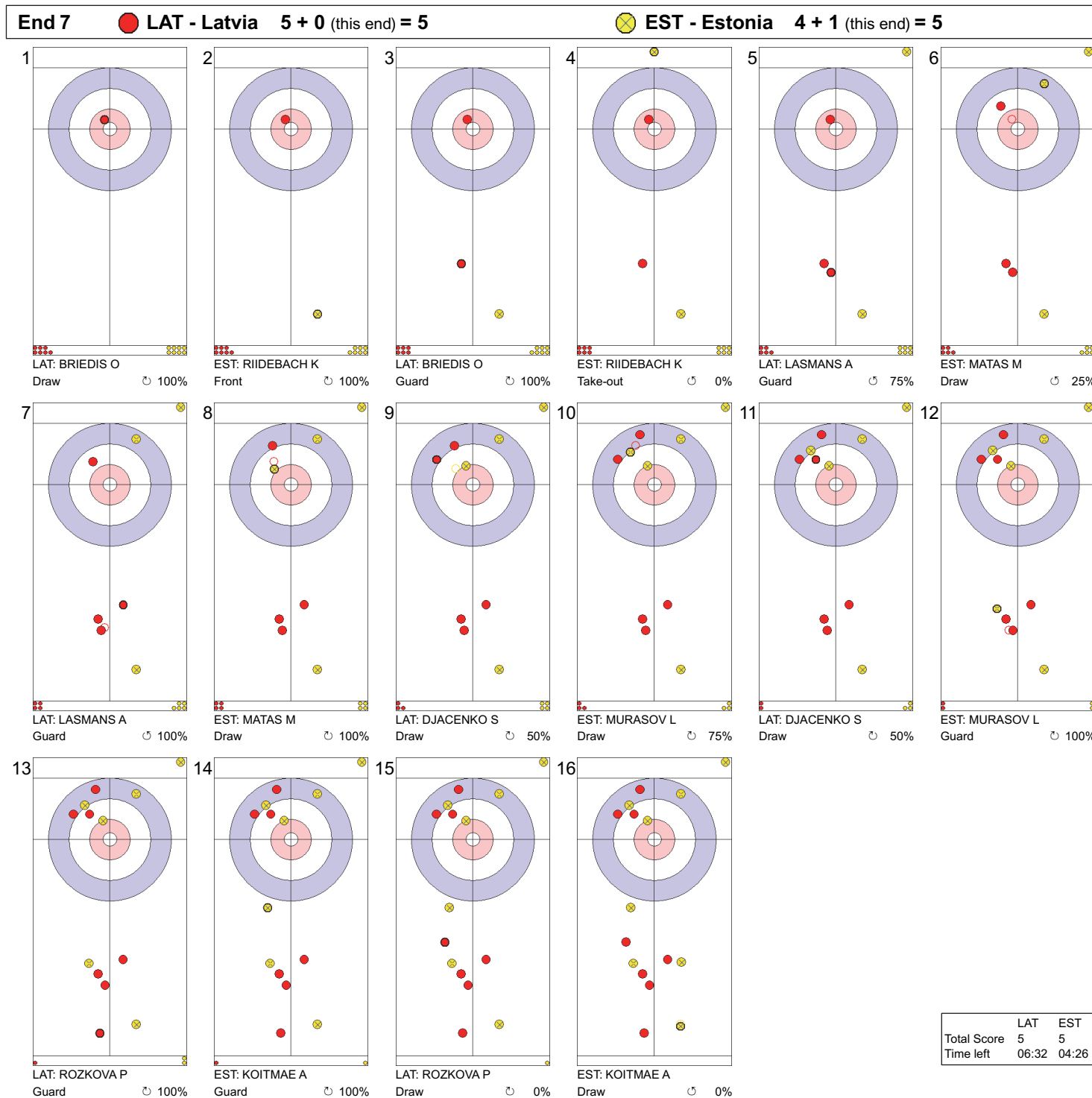
Game - Shot by Shot  
每投统计数据



**Legend:**  
 ↻ Clockwise      ↺ Counter-clockwise      - Not considered



Game - Shot by Shot  
每投统计数据

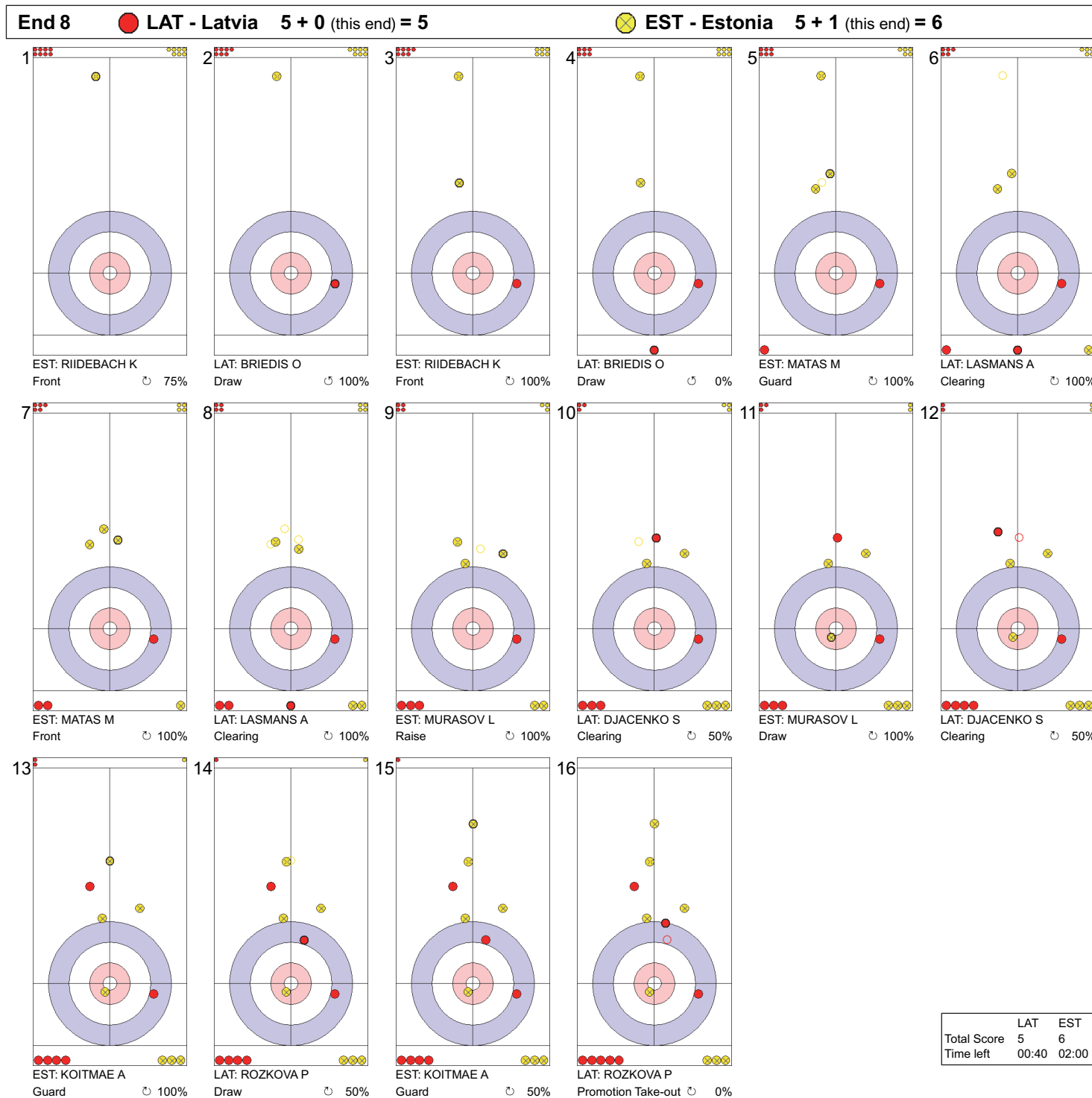


Legend:

↻ Clockwise      ↺ Counter-clockwise      - Not considered



Game - Shot by Shot  
每投统计数据



Legend:

↻ Clockwise

↺ Counter-clockwise

- Not considered



## Game Results

### 比赛成绩

Sheet	Game	Team	LSFE	1	2	3	4	5	6	7	8	Extra Ends	Total
C	4	SUI - Switzerland		0	0	0	0	1	0	X	X		1
	3	GBR - Great Britain	*	4	1	5	1	0	4	X	X		15

SUI - Switzerland			Shot Success		
			Game	All	
4	S	KNEUBUEHL Laurent	M	15%	42%
3	V	JAQUEROD Francoise	F	75%	59%
2		BURGENER Hans	M	71%	50%
1		MATHEZ Cynthia	F	81%	70%
A		DELACRETAZ Patrick	M	-	57%
Team Total				60%	54%

GBR - Great Britain			Shot Success		
			Game	All	
4	V	EWAN Gregor	M	60%	67%
3	S	NIBLOE Hugh	M	90%	64%
2		MELROSE David	M	35%	43%
1		DAWSON-FARRELL Meggan	F	58%	53%
A		SMITH Gary	M	-	-
Team Total				61%	57%

**Last Stone Draw**

	Distance
⌚ BURGENER Hans	160.0cm
⌚ JAQUEROD Francoise	126.0cm
<b>Total</b>	<b>286.0cm</b>

Time remaining: 8 minutes 27 seconds

**Last Stone Draw**

	Distance
⌚ EWAN Gregor	107.1cm
⌚ DAWSON-FARRELL Meggan	21.0cm
<b>Total</b>	<b>128.1cm</b>

Time remaining: 11 minutes 53 seconds

### Shot Success Analysis

SUI - Switzerland		⌚	⌚	Game	
4	KNEUBUEHL Laurent	Draws	3 50%	2 0%	5 30%
	Take-outs	4 6%	3 0%	7 4%	
	Total	7 25%	5 0%	12 15%	
3	JAQUEROD Francoise	Draws	7 89%	1 0%	8 78%
	Take-outs	4 69%	0 -	4 69%	
	Total	11 82%	1 0%	12 75%	
2	BURGENER Hans	Draws	2 88%	7 68%	9 72%
	Take-outs	1 100%	2 50%	3 67%	
	Total	3 92%	9 64%	12 71%	
1	MATHEZ Cynthia	Draws	6 92%	6 71%	12 81%
	Take-outs	0 -	0 -	0 -	
	Total	6 92%	6 71%	12 81%	
A	DELACRETAZ Patrick	Draws	0 -	0 -	0 -
	Take-outs	0 -	0 -	0 -	
	Total	0 -	0 -	0 -	
Team	Draws	18 83%	16 56%	34 71%	
	Take-outs	9 44%	5 20%	14 36%	
	Total	27 70%	21 48%	48 60%	

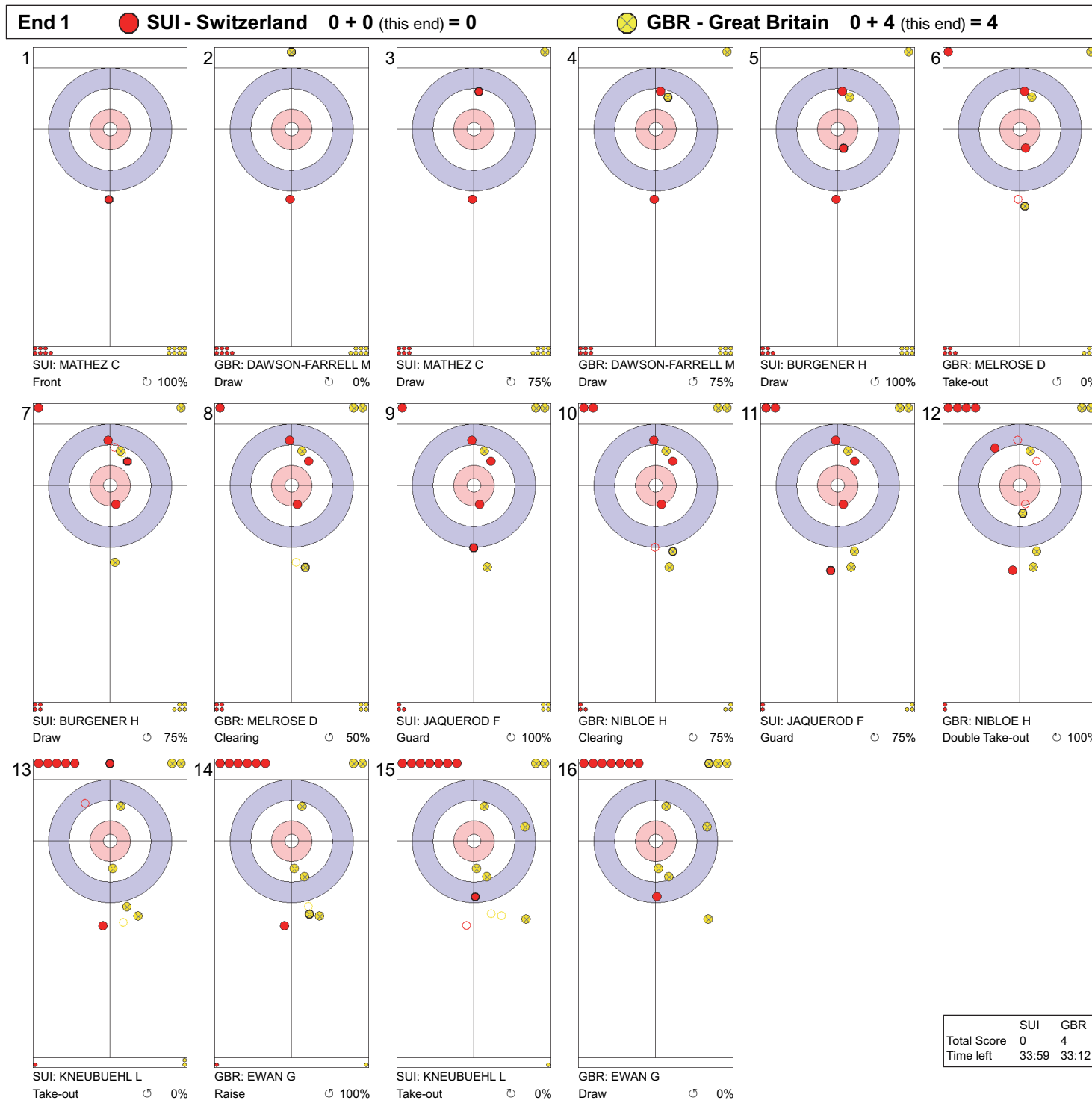
GBR - Great Britain		⌚	⌚	Game	
4	EWAN Gregor	Draws	1 75%	5 60%	6 63%
	Take-outs	4 63%	2 50%	6 58%	
	Total	5 65%	7 57%	12 60%	
3	NIBLOE Hugh	Draws	2 75%	2 100%	4 88%
	Take-outs	5 95%	3 83%	8 91%	
	Total	7 89%	5 90%	12 90%	
2	MELROSE David	Draws	3 0%	2 88%	5 35%
	Take-outs	1 0%	6 42%	7 36%	
	Total	4 0%	8 53%	12 35%	
1	DAWSON-FARRELL Meggan	Draws	6 50%	4 75%	10 60%
	Take-outs	1 100%	1 0%	2 50%	
	Total	7 57%	5 60%	12 58%	
A	SMITH Gary	Draws	0 -	0 -	0 -
	Take-outs	0 -	0 -	0 -	
	Total	0 -	0 -	0 -	
Team	Draws	12 44%	13 75%	25 60%	
	Take-outs	11 75%	12 50%	23 62%	
	Total	23 59%	25 63%	48 61%	

**Note:**  
Position and function for each team member:  
4 = Fourth, 3 = Third, 2 = Second, 1 = Lead, A = Alternate, S = Skip, V = Vice-Skip

**Legend:**  
⌚ Clockwise      ⌚ Counter-clockwise      F Female  
LSFE(\*) Last Stone First End      M Male      X Unplayed/unfinished end due to concession



**Game - Shot by Shot**  
每投统计数据

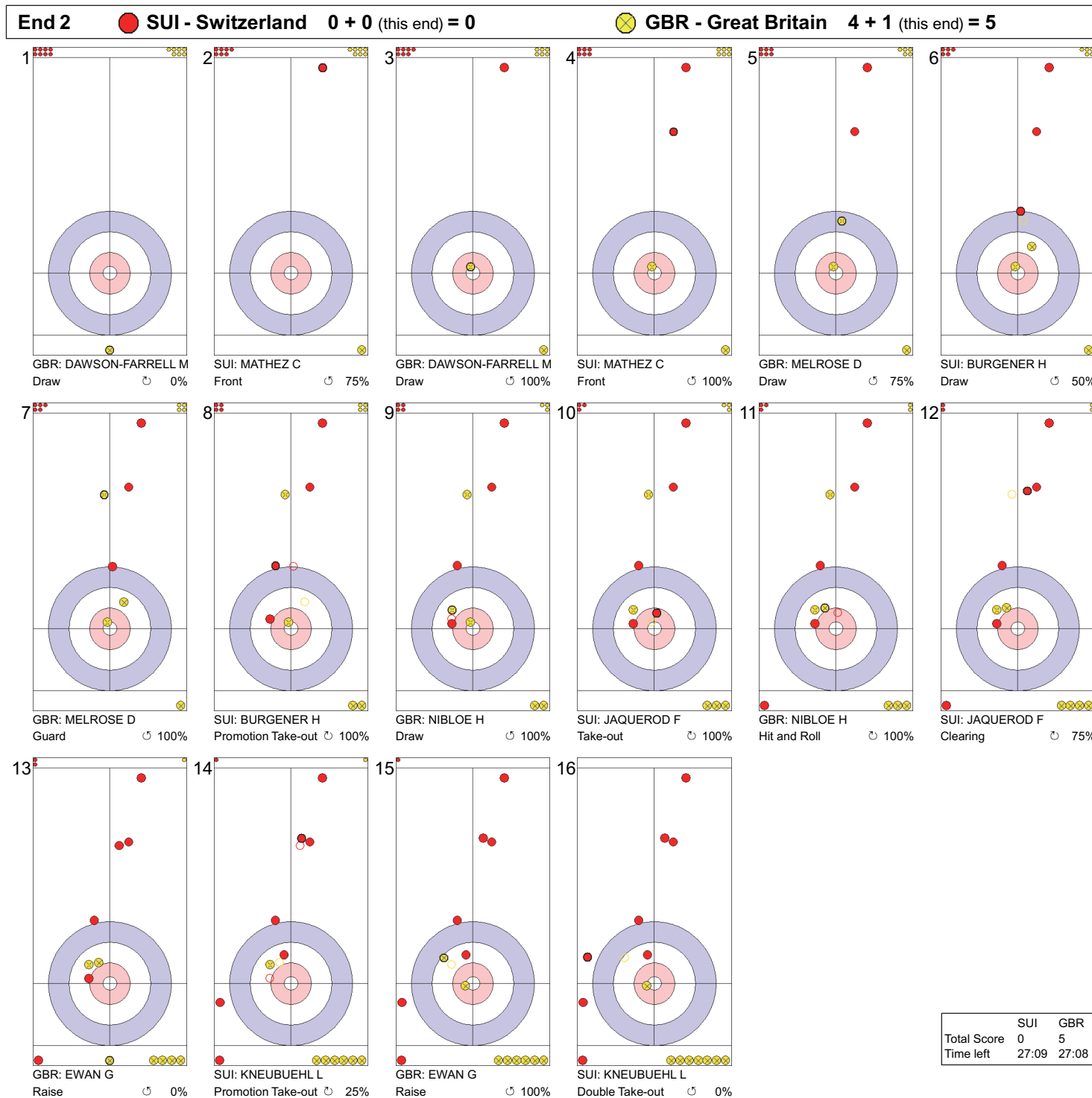


**Legend:**

↻ Clockwise      ↺ Counter-clockwise      - Not considered



**Game - Shot by Shot**  
每投统计数据



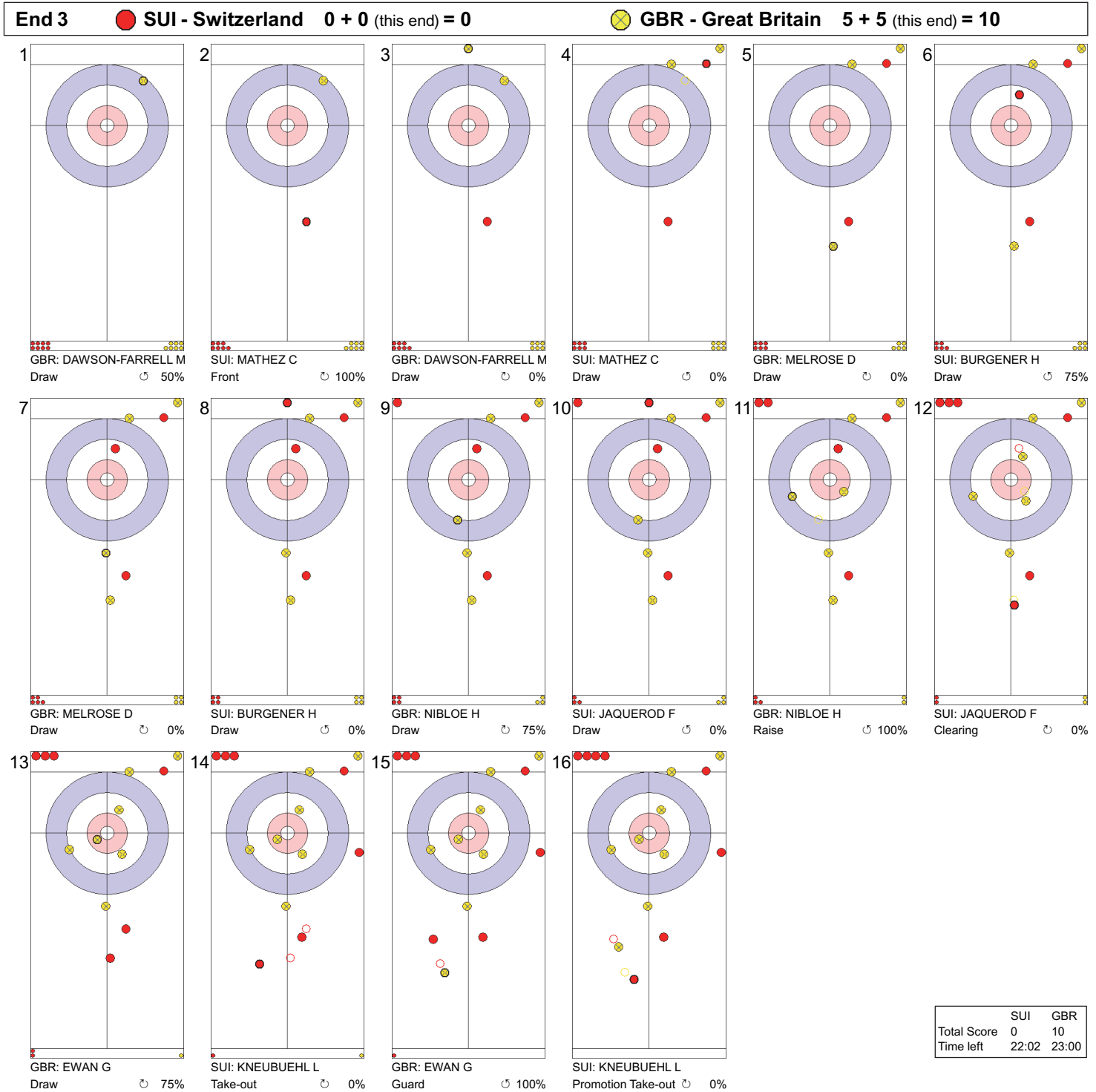
**Legend:**

↻ Clockwise   ↺ Counter-clockwise   - Not considered



Game - Shot by Shot

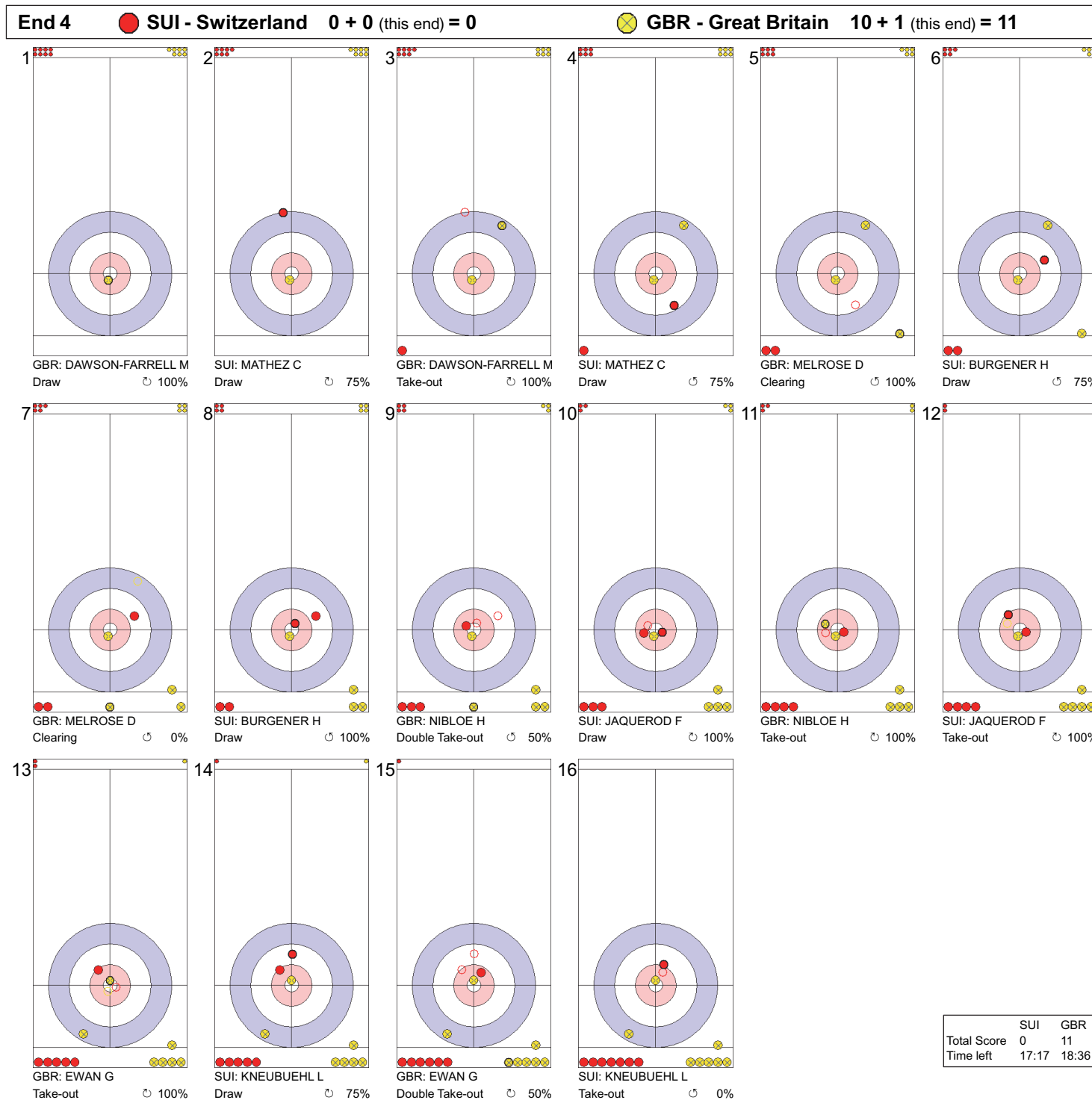
每投统计数据



**Legend:**  
 ↻ Clockwise      ↺ Counter-clockwise      - Not considered



**Game - Shot by Shot**  
每投统计数据



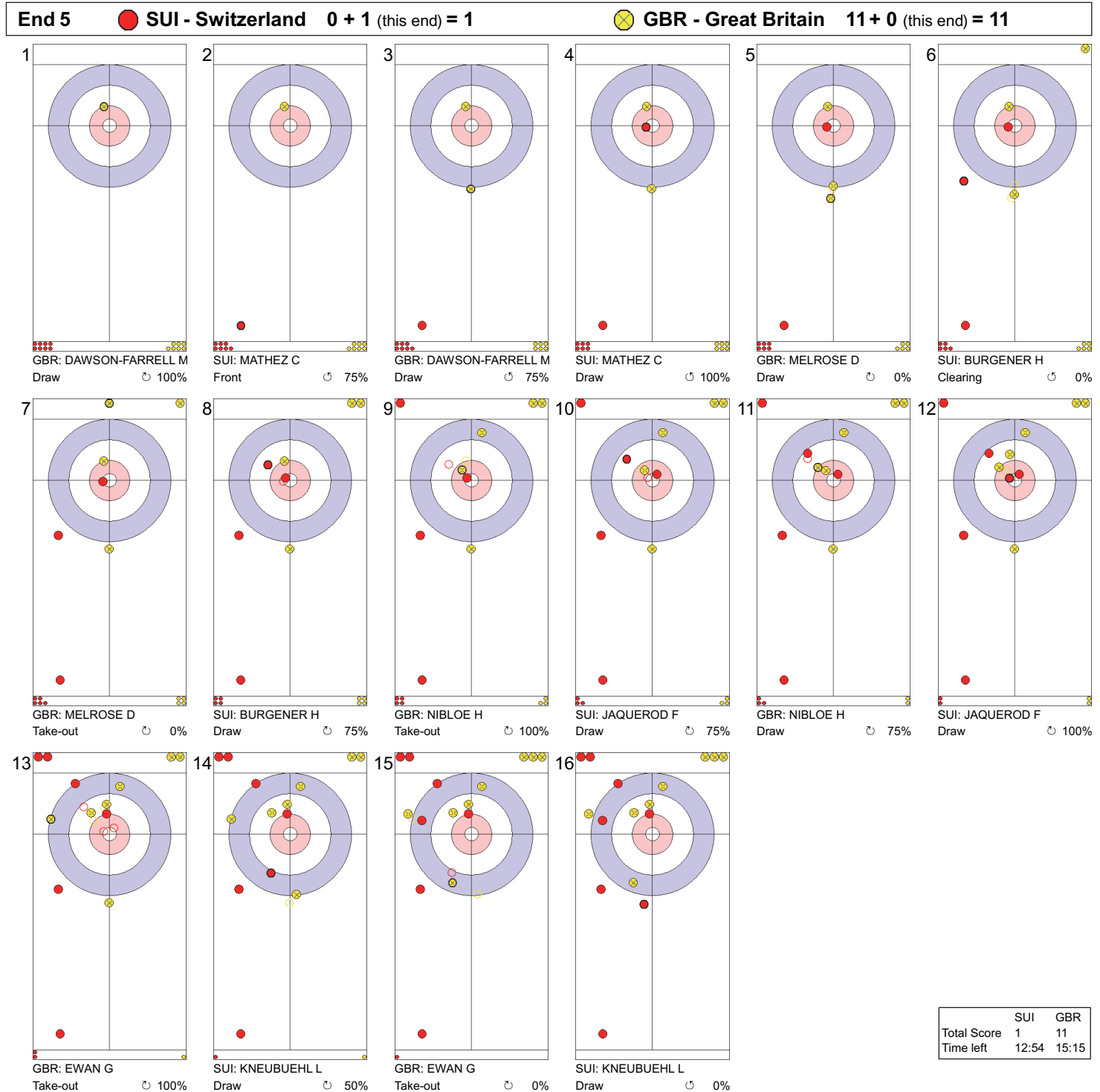
**Legend:**

↻ Clockwise   ↺ Counter-clockwise   - Not considered





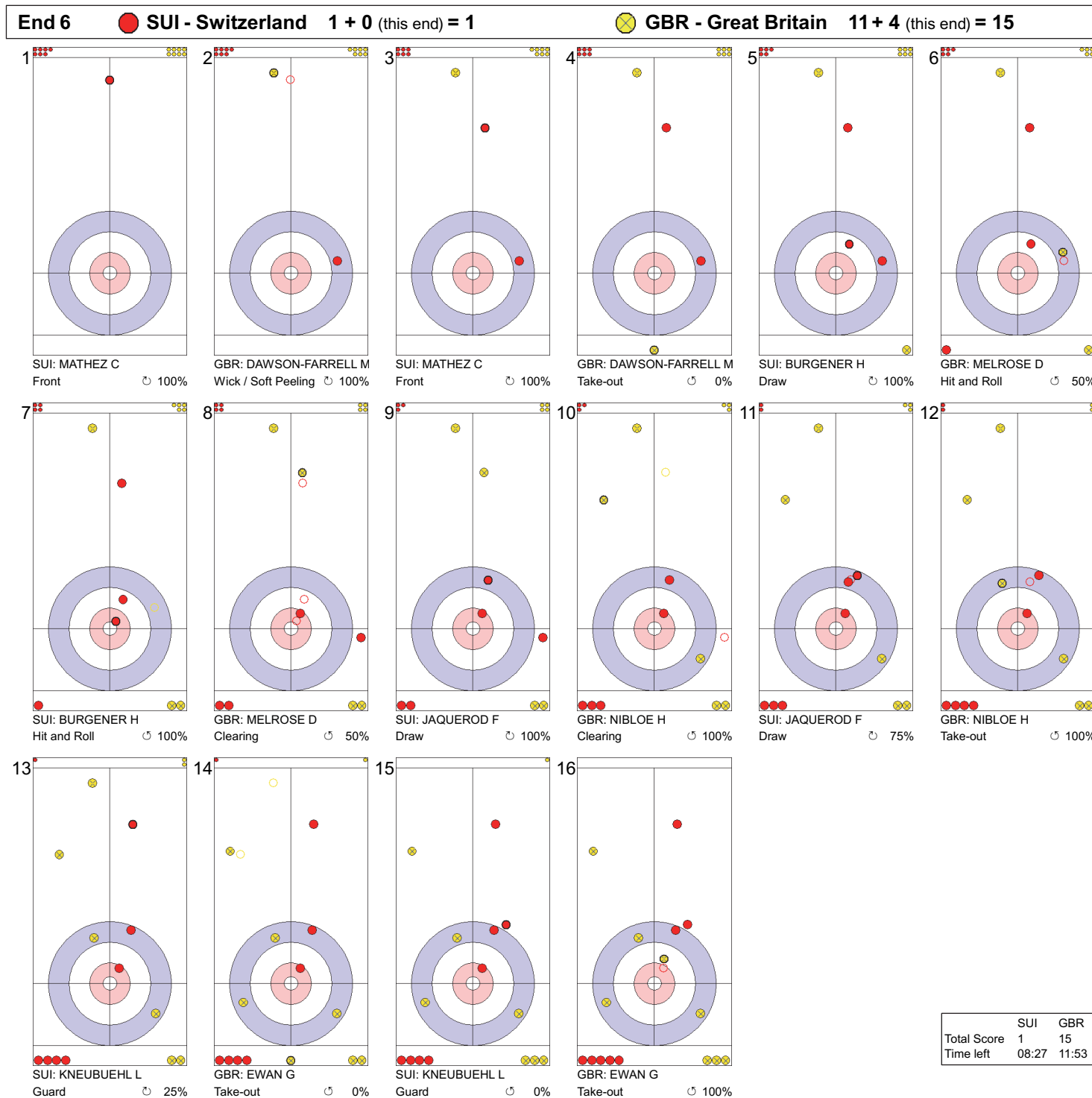
**Game - Shot by Shot**  
每投统计数据



**Legend:**  
 ↻ Clockwise      ↺ Counter-clockwise      - Not considered



Game - Shot by Shot  
每投统计数据



Legend:

↻ Clockwise

↻ Counter-clockwise

- Not considered



## Session Results and Standings

每轮比赛成绩和排名

Sheet	Game	Team	LSFE	1	2	3	4	5	6	7	8	Extra	Ends	Total
A	2	EST - Estonia		0	0	1	0	0	2	0	X			3
	3	CHN - People's Republic of China	*	3	1	0	2	1	0	2	X			9
C	3	KOR - Republic of Korea	*	2	0	2	1	0	0	4	X			9
	3	NOR - Norway		0	2	0	0	1	1	0	X			4
D	3	SVK - Slovakia		1	0	1	2	0	0	0	X			4
	3	LAT - Latvia	*	0	2	0	0	1	2	3	X			8

## Current Standings

Rank	Team	Games	Wins	Losses
1	CAN - Canada	3	3	0
2	SWE - Sweden	2	2	0
3	LAT - Latvia	3	2	1
3	NOR - Norway	3	2	1
5	GBR - Great Britain	2	1	1
6	CHN - People's Republic of China	3	1	2
6	KOR - Republic of Korea	3	1	2
6	SUI - Switzerland	3	1	2
6	SVK - Slovakia	3	1	2
6	USA - United States of America	3	1	2
11	EST - Estonia	2	0	2

**Note:**

Under WCF rules, tie-breaking rules for standings are not applied until after the last game of the round robin.

**Legend:**

LSFE(\*) Last Stone First End

X

Unplayed/unfinished end due to concession



## Game Results

### 比赛成绩

Sheet	Game	Team	LSFE	1	2	3	4	5	6	7	8	Extra Ends	Total
A	2	EST - Estonia		0	0	1	0	0	2	0	X		3
	3	CHN - People's Republic of China	*	3	1	0	2	1	0	2	X		9

EST - Estonia			Shot Success	
			Game	All
4 S	KOITMAE Andrei	M	64%	47%
3 V	MURASOV Lauri	M	54%	61%
2	MATAS Mait	M	63%	70%
1	RIIDEBACH Katlin	F	77%	77%
A	FALKENBERG Signe	F	-	-
Team Total			64%	64%

CHN - People's Republic of China			Shot Success	
			Game	All
4 S	WANG Haitao	M	80%	60%
3 V	CHEN Jianxin	M	82%	66%
2	ZHANG Mingliang	M	95%	71%
1	YAN Zhuo	F	71%	74%
A	SUN Yulong	M	-	-
Team Total			82%	68%

Last Stone Draw		Distance
⌚	RIIDEBACH Katlin	110.5cm
⌚	MURASOV Lauri	156.0cm
<b>Total</b>		<b>266.5cm</b>

Time remaining: 6 minutes 16 seconds

Last Stone Draw		Distance
⌚	YAN Zhuo	70.6cm
⌚	WANG Haitao	7.3cm
<b>Total</b>		<b>77.9cm</b>

Time remaining: 11 minutes 23 seconds

## Shot Success Analysis

EST - Estonia		⌚	⌚	Game	
4	KOITMAE Andrei	Draws	5 50%	1 0%	6 42%
	Take-outs	6 75%	2 100%	8 81%	
	Total	11 64%	3 67%	14 64%	
3	MURASOV Lauri	Draws	5 90%	1 0%	6 75%
	Take-outs	8 38%	0 -	8 38%	
	Total	13 58%	1 0%	14 54%	
2	MATAS Mait	Draws	6 58%	0 -	6 58%
	Take-outs	6 63%	2 75%	8 66%	
	Total	12 60%	2 75%	14 63%	
1	RIIDEBACH Katlin	Draws	12 81%	1 100%	13 83%
	Take-outs	1 0%	0 -	1 0%	
	Total	13 75%	1 100%	14 77%	
A	FALKENBERG Signe	Draws	0 -	0 -	0 -
	Take-outs	0 -	0 -	0 -	
	Total	0 -	0 -	0 -	
Team	Draws	28 72%	3 33%	31 69%	
	Take-outs	21 54%	4 88%	25 59%	
	Total	49 64%	7 64%	56 64%	

CHN - People's Republic of China		⌚	⌚	Game	
4	WANG Haitao	Draws	3 67%	4 56%	7 61%
	Take-outs	4 100%	3 100%	7 100%	
	Total	7 86%	7 75%	14 80%	
3	CHEN Jianxin	Draws	4 88%	0 -	4 88%
	Take-outs	8 88%	2 50%	10 80%	
	Total	12 88%	2 50%	14 82%	
2	ZHANG Mingliang	Draws	5 95%	1 75%	6 92%
	Take-outs	6 100%	2 88%	8 97%	
	Total	11 98%	3 83%	14 95%	
1	YAN Zhuo	Draws	10 65%	3 83%	13 69%
	Take-outs	1 100%	0 -	1 100%	
	Total	11 68%	3 83%	14 71%	
A	SUN Yulong	Draws	0 -	0 -	0 -
	Take-outs	0 -	0 -	0 -	
	Total	0 -	0 -	0 -	
Team	Draws	22 76%	8 69%	30 74%	
	Take-outs	19 95%	7 82%	26 91%	
	Total	41 85%	15 75%	56 82%	

### Note:

Position and function for each team member:

4 = Fourth, 3 = Third, 2 = Second, 1 = Lead, A = Alternate, S = Skip, V = Vice-Skip

### Legend:

⌚ Clockwise

⌚ Counter-clockwise

F Female

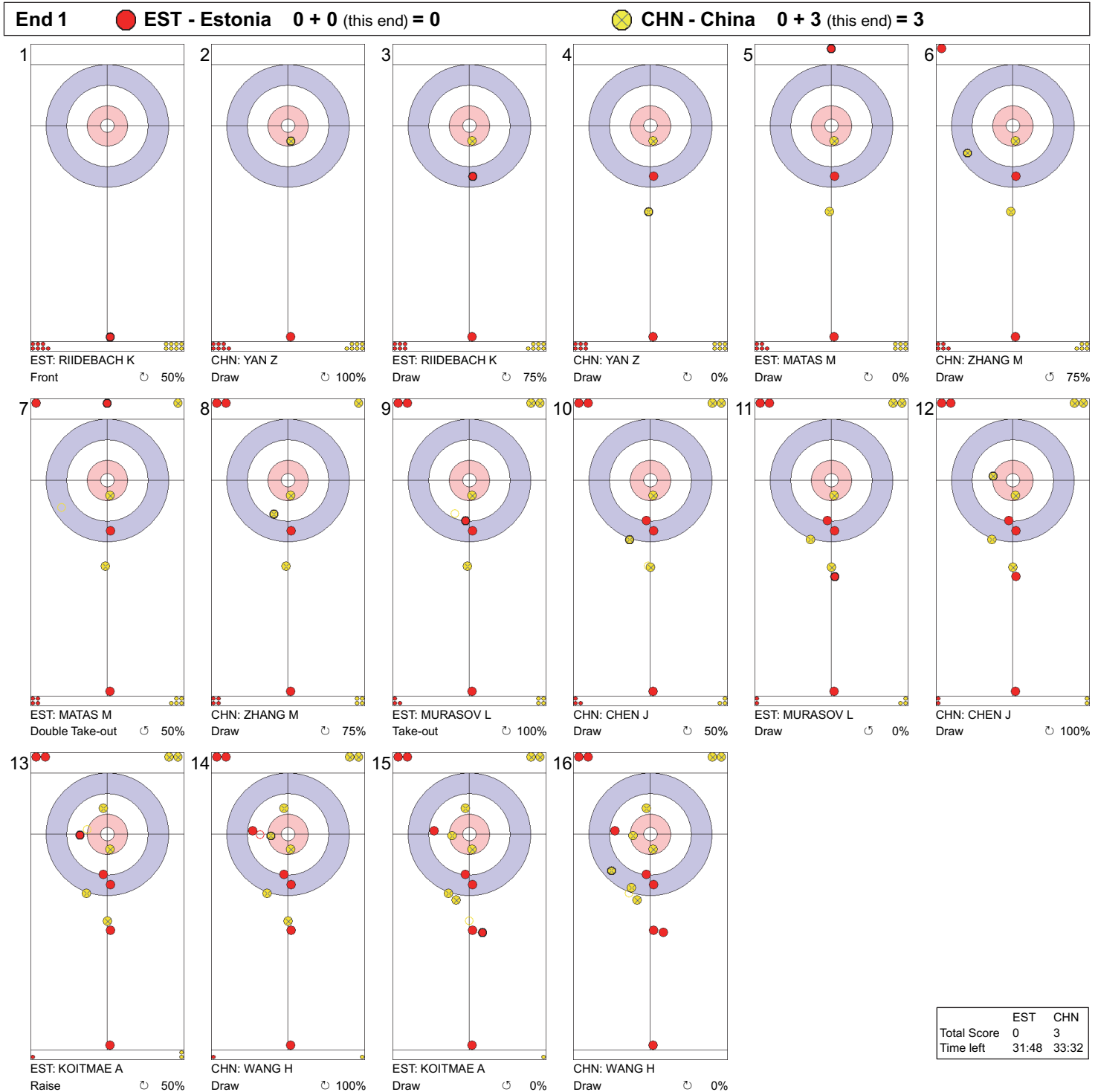
LSFE(\*) Last Stone First End

M Male

X Unplayed/unfinished end due to concession



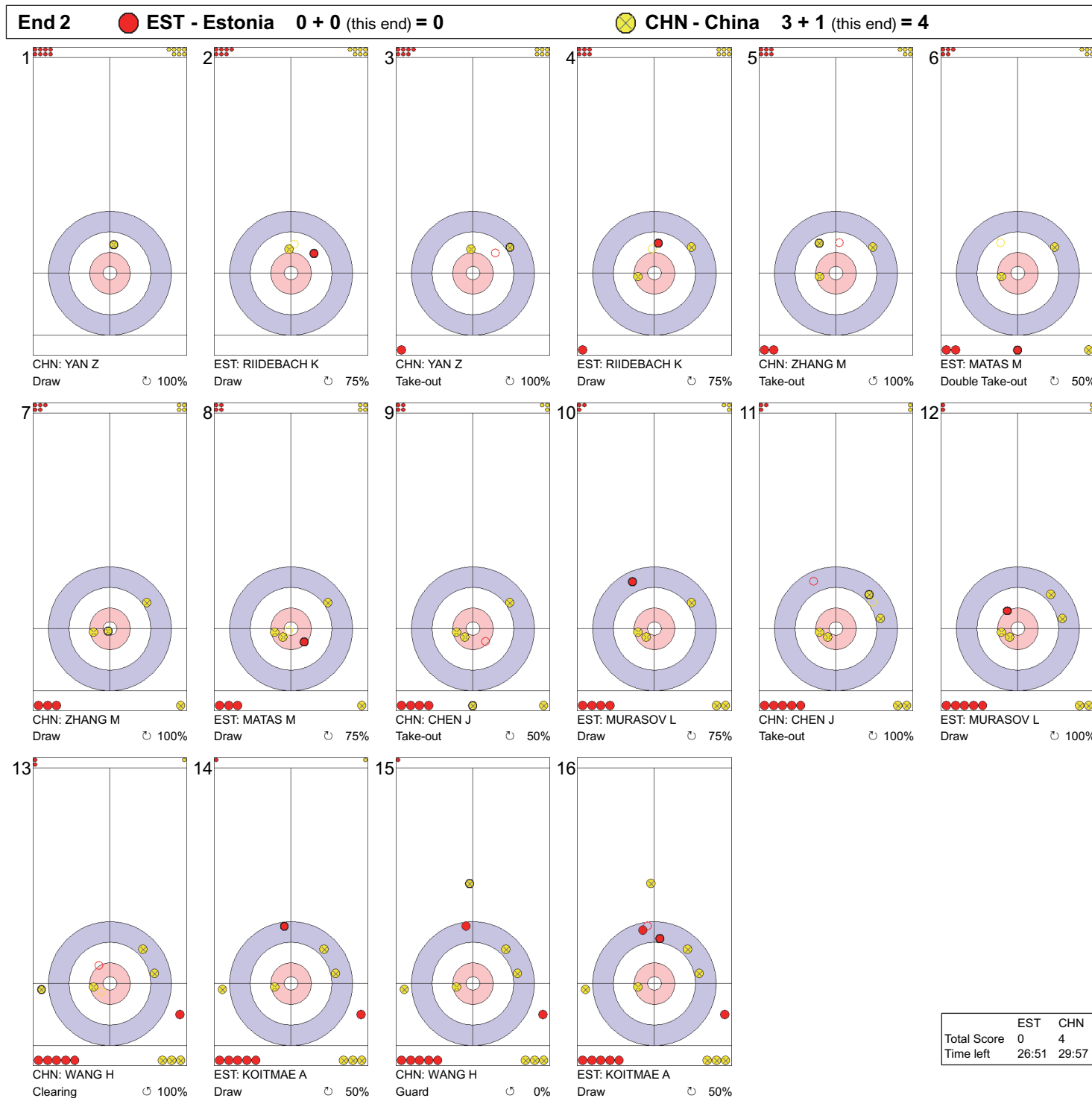
**Game - Shot by Shot**  
每投统计数据



**Legend:**  
 ↻ Clockwise      ↺ Counter-clockwise      - Not considered



Game - Shot by Shot  
每投统计数据



Legend:

↻ Clockwise      ↺ Counter-clockwise      - Not considered



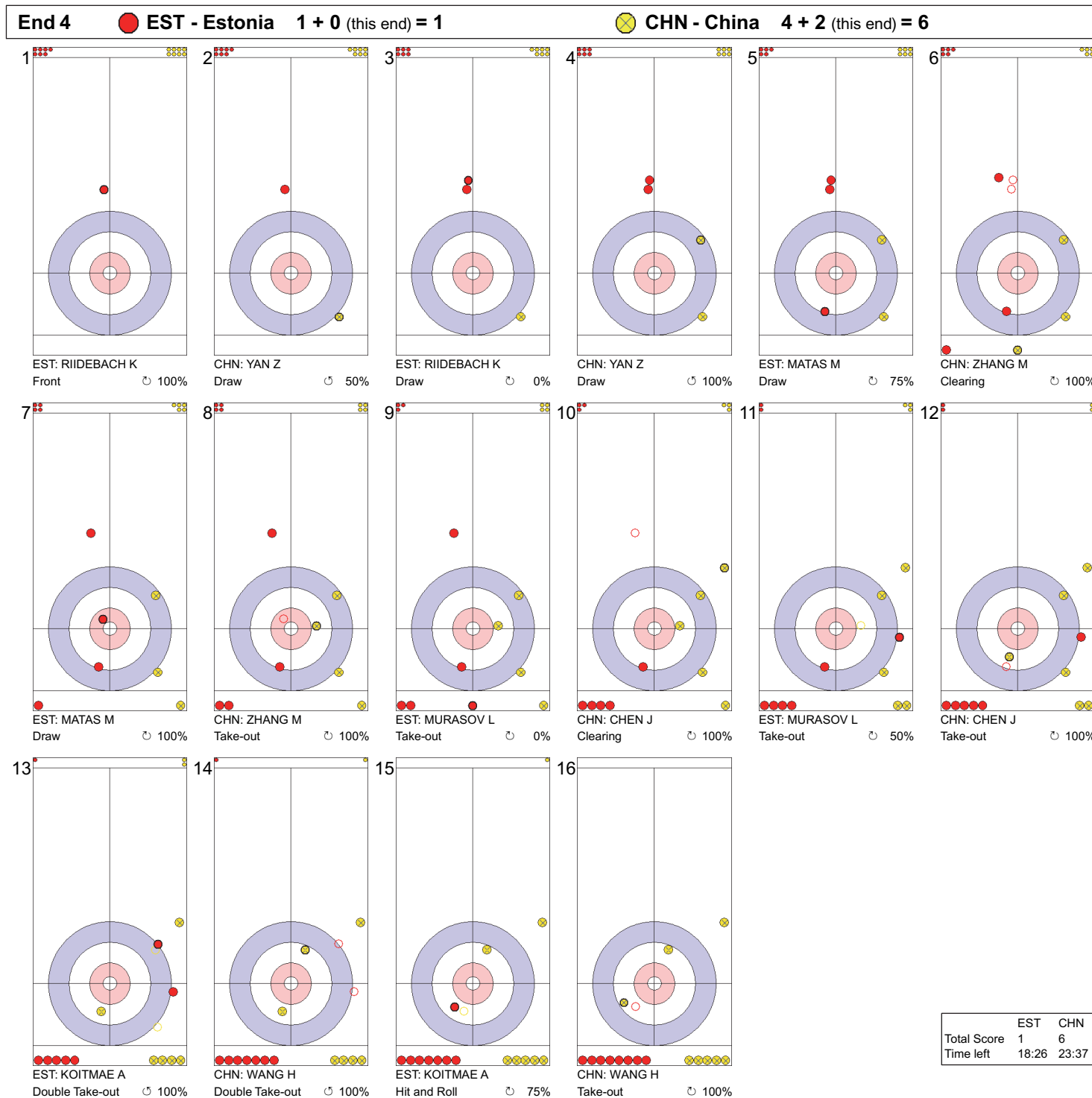
**Game - Shot by Shot**  
每投统计数据



**Legend:**  
 ↻ Clockwise      ↺ Counter-clockwise      - Not considered



Game - Shot by Shot  
每投统计数据



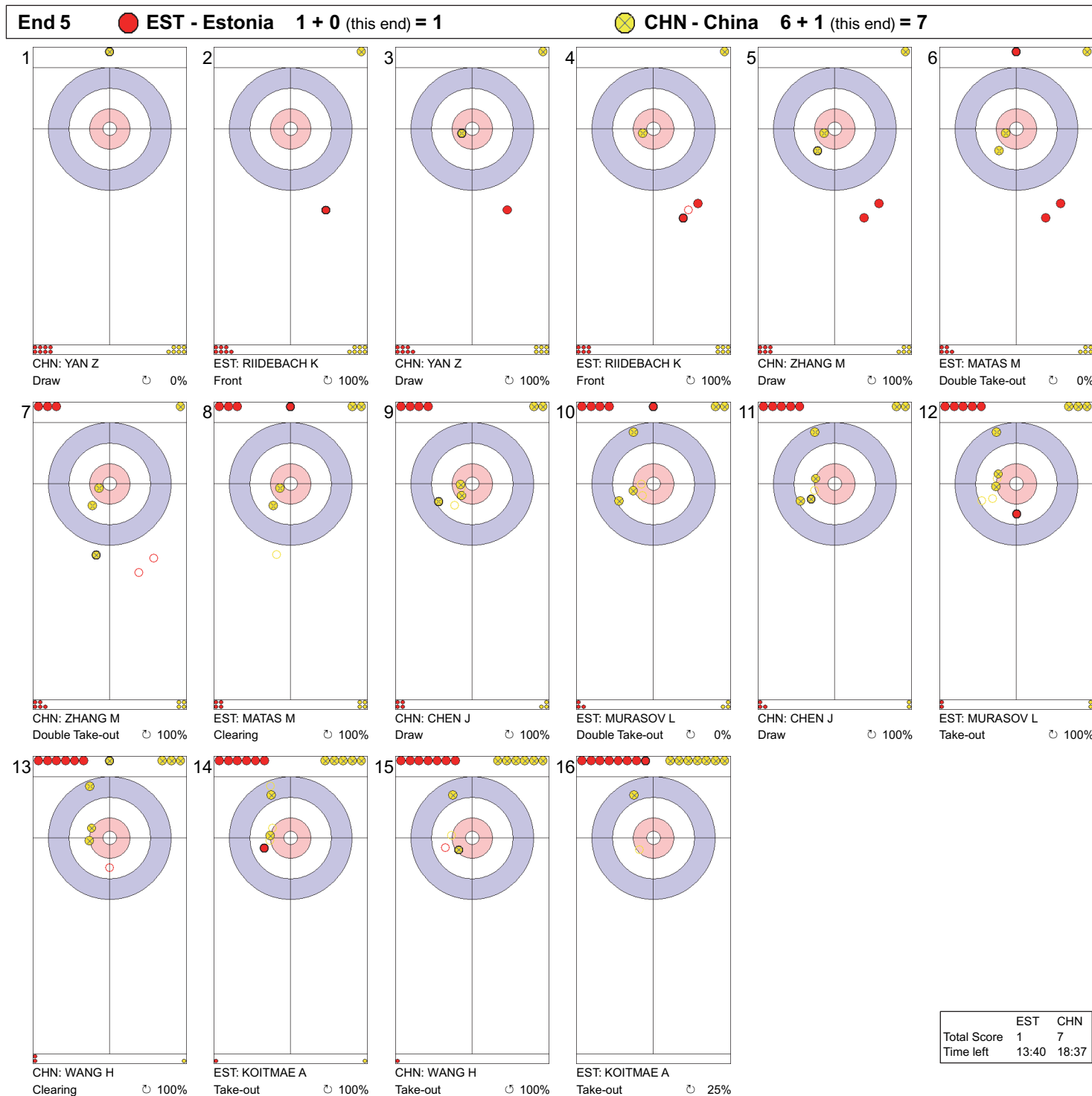
Legend:

↻ Clockwise      ↺ Counter-clockwise      - Not considered





**Game - Shot by Shot**  
每投统计数据

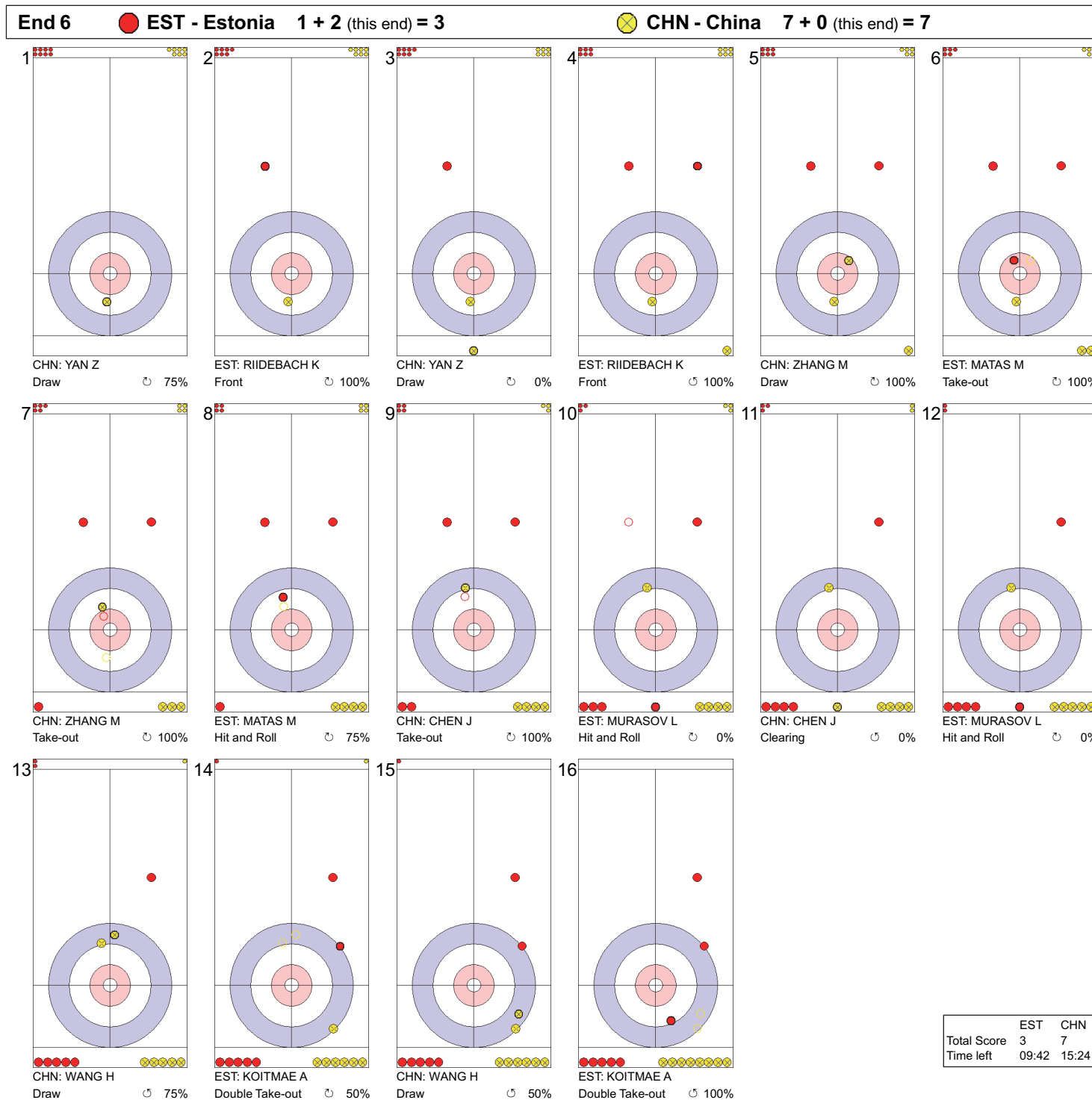


**Legend:**

↻ Clockwise      ↺ Counter-clockwise      - Not considered



Game - Shot by Shot  
每投统计数据



Legend:

↻ Clockwise      ↺ Counter-clockwise      - Not considered



Game - Shot by Shot

每投统计数据



**Legend:**  
 ↻ Clockwise      ↺ Counter-clockwise      - Not considered



## Game Results

### 比赛成绩

Sheet	Game	Team	LSFE	1	2	3	4	5	6	7	8	Extra Ends	Total
C	3	KOR - Republic of Korea	*	2	0	2	1	0	0	4	X		9
	3	NOR - Norway		0	2	0	0	1	1	0	X		4

KOR - Republic of Korea			Shot Success	
			Game	All
4 S	GO Seungnam	M	73%	55%
3	JANG Jaehyuk	M	68%	60%
2	JUNG Sunghun	M	61%	52%
1 V	BAEK Hyejin	F	66%	68%
A	YOON Eungu	M	-	-
Team Total			67%	59%

NOR - Norway			Shot Success	
			Game	All
4 S	STORDAHL Jostein	M	52%	69%
3 V	SYVERSEN Ole Fredrik	M	55%	64%
2	SKOGSTAD Geir Arne	M	50%	52%
1	LOECHEN Sissel	F	96%	81%
A	SVEBERG Mia	F	-	-
Team Total			63%	66%

Last Stone Draw		Distance
⌚	GO Seungnam	45.3cm
⌚	BAEK Hyejin	87.2cm
<b>Total</b>		<b>132.5cm</b>

Time remaining: 4 minutes 38 seconds

Time-out: End 7 - KOR stone 4

Last Stone Draw		Distance
⌚	LOECHEN Sissel	199.6cm
⌚	STORDAHL Jostein	5.0cm
<b>Total</b>		<b>204.6cm</b>

Time remaining: 3 minutes 52 seconds

Time-out: End 7 - NOR stone 5

## Shot Success Analysis

KOR - Republic of Korea		⌚	⌚	Game
4	GO Seungnam	Draws	2 88%	10 75%
		Take-outs	1 100%	1 0%
		Total	3 92%	11 68%
3	JANG Jaehyuk	Draws	4 88%	5 60%
		Take-outs	2 50%	3 67%
		Total	6 75%	8 63%
2	JUNG Sunghun	Draws	1 0%	7 68%
		Take-outs	3 75%	3 50%
		Total	4 56%	10 63%
1	BAEK Hyejin	Draws	4 88%	7 61%
		Take-outs	2 25%	1 100%
		Total	6 67%	8 66%
A	YOON Eungu	Draws	0 -	0 -
		Take-outs	0 -	0 -
		Total	0 -	0 -
Team		Draws	11 80%	29 67%
		Take-outs	8 59%	8 56%
		Total	19 71%	37 65%

NOR - Norway		⌚	⌚	Game
4	STORDAHL Jostein	Draws	3 33%	5 90%
		Take-outs	3 50%	3 8%
		Total	6 42%	8 59%
3	SYVERSEN Ole Fredrik	Draws	2 50%	9 47%
		Take-outs	3 83%	0 -
		Total	5 70%	9 47%
2	SKOGSTAD Geir Arne	Draws	2 38%	6 42%
		Take-outs	0 -	6 63%
		Total	2 38%	12 52%
1	LOECHEN Sissel	Draws	9 100%	3 100%
		Take-outs	0 -	2 75%
		Total	9 100%	5 90%
A	SVEBERG Mia	Draws	0 -	0 -
		Take-outs	0 -	0 -
		Total	0 -	0 -
Team		Draws	16 73%	23 62%
		Take-outs	6 67%	11 50%
		Total	22 72%	34 58%

### Note:

Position and function for each team member:

4 = Fourth, 3 = Third, 2 = Second, 1 = Lead, A = Alternate, S = Skip, V = Vice-Skip

### Legend:

⌚ Clockwise

⌚ Counter-clockwise

F Female

LSFE(\*) Last Stone First End

M Male

X Unplayed/unfinished end due to concession



Game - Shot by Shot  
每投统计数据

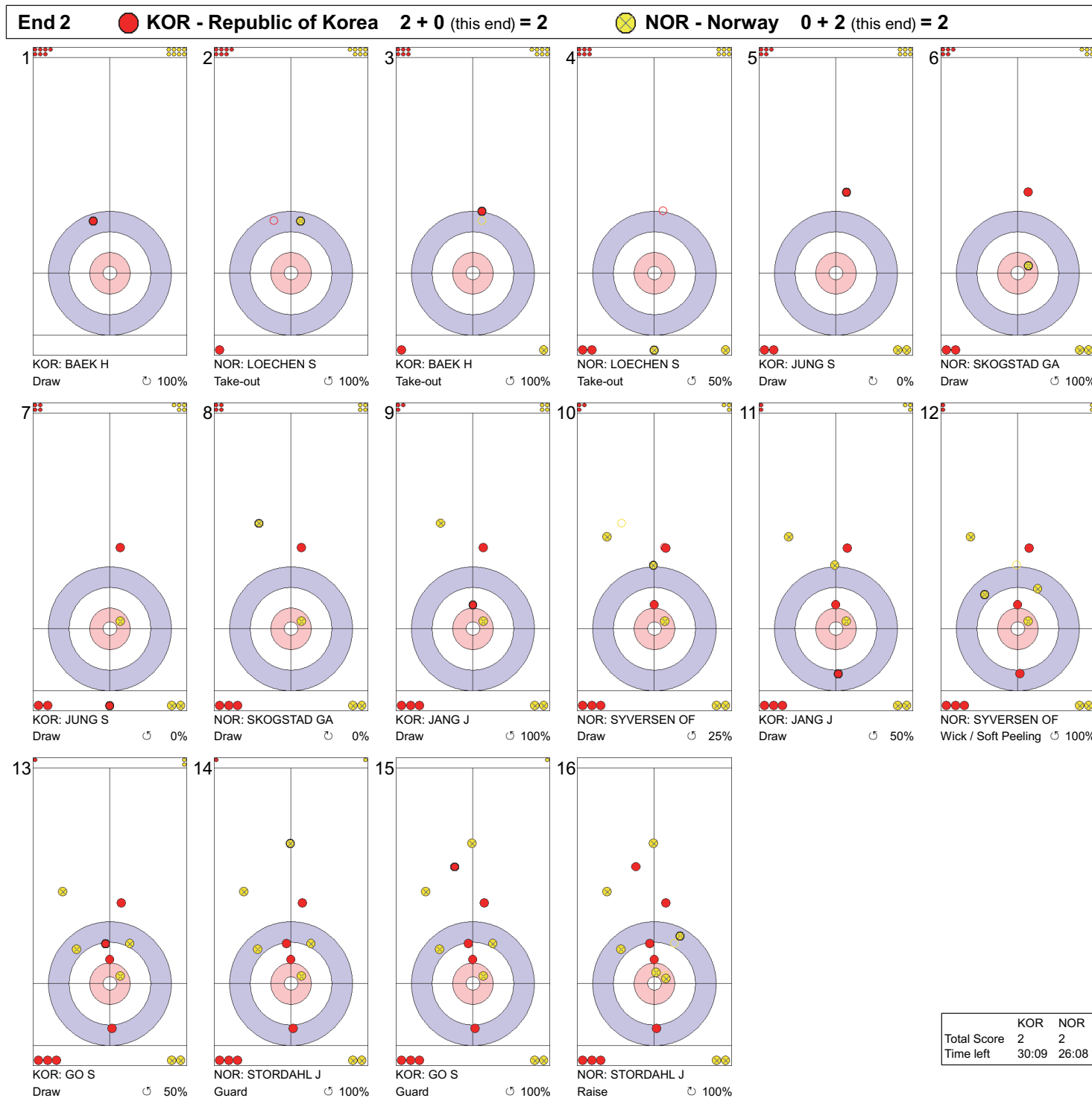


Legend:

↻ Clockwise   ↺ Counter-clockwise   - Not considered



Game - Shot by Shot  
每投统计数据



Legend:

↻ Clockwise      ↺ Counter-clockwise      - Not considered



Game - Shot by Shot  
每投统计数据

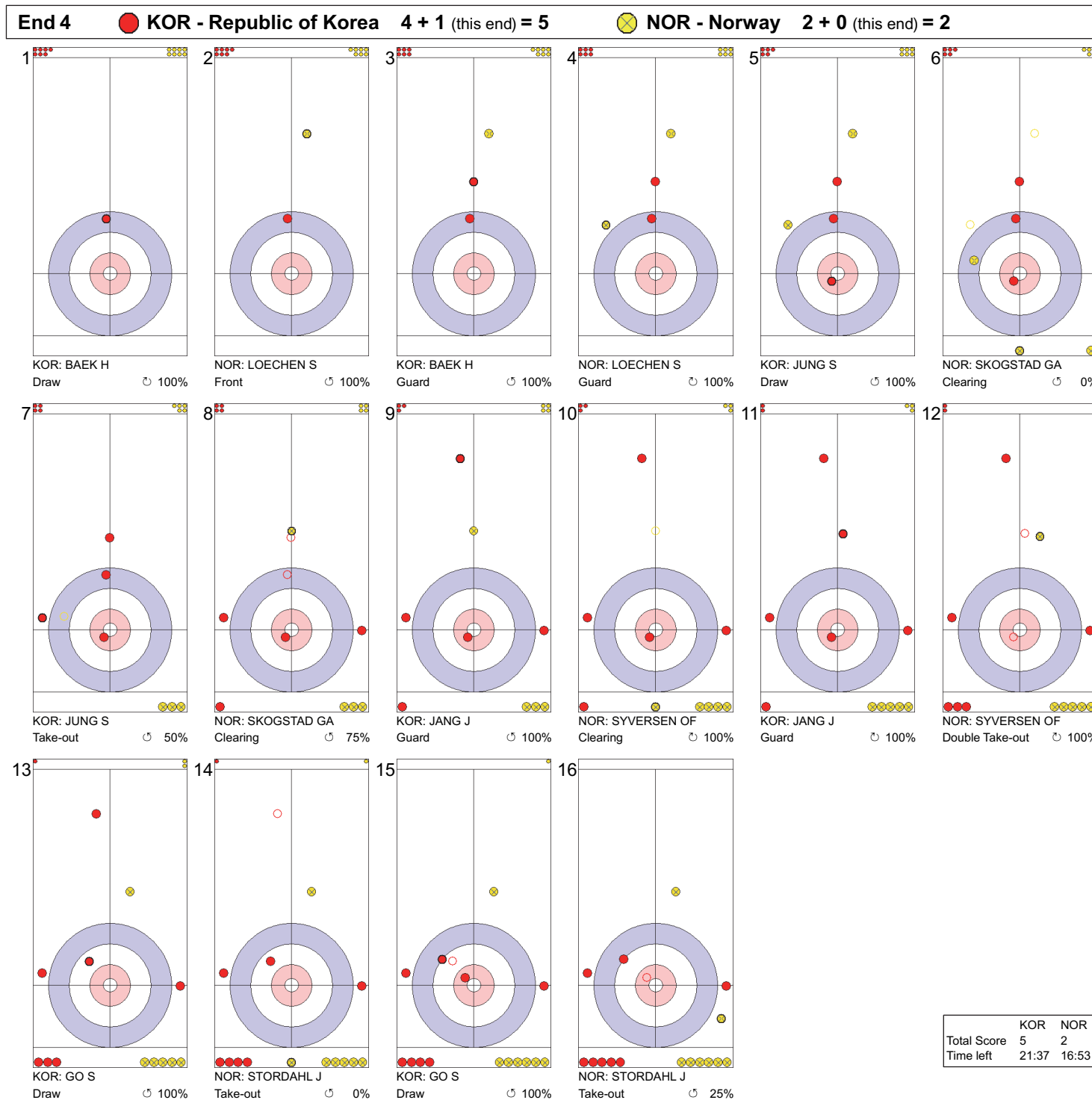


Legend:

↻ Clockwise   ↺ Counter-clockwise   - Not considered



Game - Shot by Shot  
每投统计数据

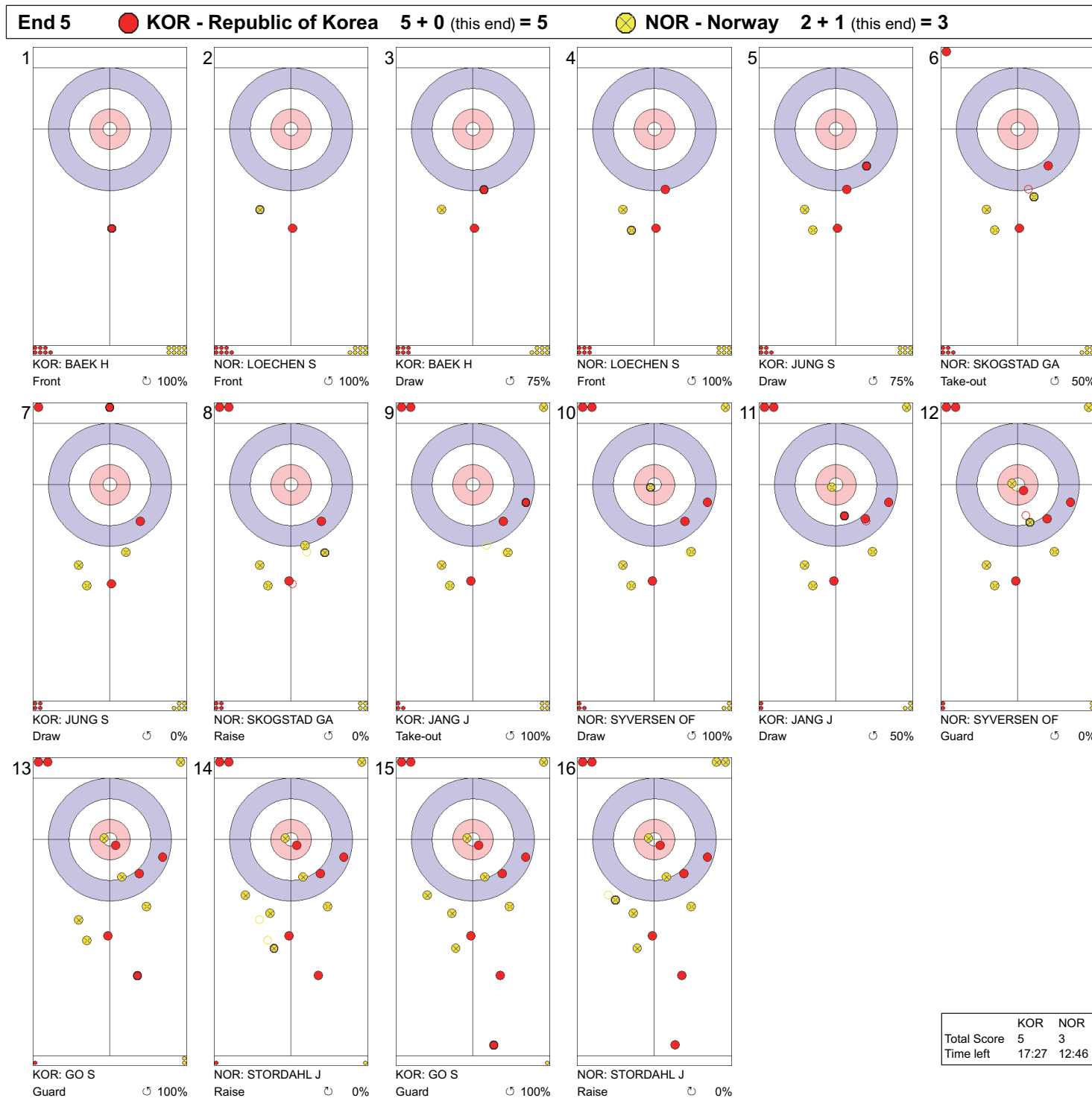


Legend:   
 ↻ Clockwise      ↺ Counter-clockwise      - Not considered





**Game - Shot by Shot**  
每投统计数据



**Legend:**

↻ Clockwise      ↺ Counter-clockwise      - Not considered



**Game - Shot by Shot**  
每投统计数据



**Legend:**

↻ Clockwise      ↺ Counter-clockwise      - Not considered



**Game - Shot by Shot**  
每投统计数据



**Legend:**  
 ↻ Clockwise      ↺ Counter-clockwise      - Not considered



## Game Results

### 比赛成绩

Sheet	Game	Team	LSFE	1	2	3	4	5	6	7	8	Extra Ends	Total
D	3	SVK - Slovakia		1	0	1	2	0	0	0	X		4
	3	LAT - Latvia	*	0	2	0	0	1	2	3	X		8

SVK - Slovakia			Shot Success		
			Game	All	
4	V	ZATKO Peter	M	55%	49%
3	S	DURIS Radoslav	M	31%	53%
2		PITONAK Dusan	M	55%	56%
1		KUNKELOVA Monika	F	64%	61%
A		KANOVA Alena	F	-	-
Team Total				51%	55%

LAT - Latvia			Shot Success		
			Game	All	
4	S	ROZKOVA Polina	F	70%	57%
3		DJACENKO Sergejs	M	70%	66%
2		LASMANS Agris	M	65%	64%
1	V	BRIEDIS Ojars	M	57%	66%
A		DIMBOVSKIS Aleksandrs	M	-	-
Team Total				66%	63%

**Last Stone Draw** Distance

⌚	ZATKO Peter	138.1cm
⌚	PITONAK Dusan	125.9cm
<b>Total</b>		<b>264.0cm</b>

Time remaining: 0 minutes 58 seconds  
Time-out: End 7 - SVK stone 8

**Last Stone Draw** Distance

⌚	DJACENKO Sergejs	29.8cm
⌚	ROZKOVA Polina	199.6cm
<b>Total</b>		<b>229.4cm</b>

Time remaining: 1 minute 57 seconds  
Time-out: End 7 - LAT stone 6

### Shot Success Analysis

SVK - Slovakia		⌚	⌚	Game	
4	ZATKO Peter	Draws	2 0%	4 69%	6 46%
		Take-outs	3 83%	6 50%	9 61%
		Total	5 50%	10 58%	15 55%
3	DURIS Radoslav	Draws	4 25%	7 36%	11 32%
		Take-outs	3 50%	2 0%	5 30%
		Total	7 36%	9 28%	16 31%
2	PITONAK Dusan	Draws	5 65%	2 50%	7 61%
		Take-outs	5 60%	4 38%	9 50%
		Total	10 63%	6 42%	16 55%
1	KUNKELOVA Monika	Draws	12 63%	2 88%	14 66%
		Take-outs	2 50%	0 -	2 50%
		Total	14 61%	2 88%	16 64%
A	KANOVA Alena	Draws	0 -	0 -	0 -
		Take-outs	0 -	0 -	0 -
		Total	0 -	0 -	0 -
Team		Draws	23 51%	15 53%	38 52%
		Take-outs	13 62%	12 38%	25 50%
		Total	36 55%	27 46%	63 51%

LAT - Latvia		⌚	⌚	Game	
4	ROZKOVA Polina	Draws	1 0%	8 84%	9 75%
		Take-outs	1 100%	5 55%	6 63%
		Total	2 50%	13 73%	15 70%
3	DJACENKO Sergejs	Draws	1 100%	6 88%	7 89%
		Take-outs	4 75%	5 40%	9 56%
		Total	5 80%	11 66%	16 70%
2	LASMANS Agris	Draws	2 100%	1 100%	3 100%
		Take-outs	7 50%	5 65%	12 56%
		Total	9 61%	6 71%	15 65%
1	BRIEDIS Ojars	Draws	5 90%	9 39%	14 57%
		Take-outs	0 -	0 -	0 -
		Total	5 90%	9 39%	14 57%
A	DIMBOVSKIS Aleksandrs	Draws	0 -	0 -	0 -
		Take-outs	0 -	0 -	0 -
		Total	0 -	0 -	0 -
Team		Draws	9 83%	24 69%	33 73%
		Take-outs	12 63%	15 53%	27 57%
		Total	21 71%	39 63%	60 66%

**Note:**  
Position and function for each team member:  
4 = Fourth, 3 = Third, 2 = Second, 1 = Lead, A = Alternate, S = Skip, V = Vice-Skip

**Legend:**  
⌚ Clockwise      ⌚ Counter-clockwise      F Female  
LSFE(\*) Last Stone First End      M Male      X Unplayed/unfinished end due to concession





**Game - Shot by Shot**  
每投统计数据



**Legend:**

↻ Clockwise   ↺ Counter-clockwise   - Not considered



Game - Shot by Shot  
每投统计数据

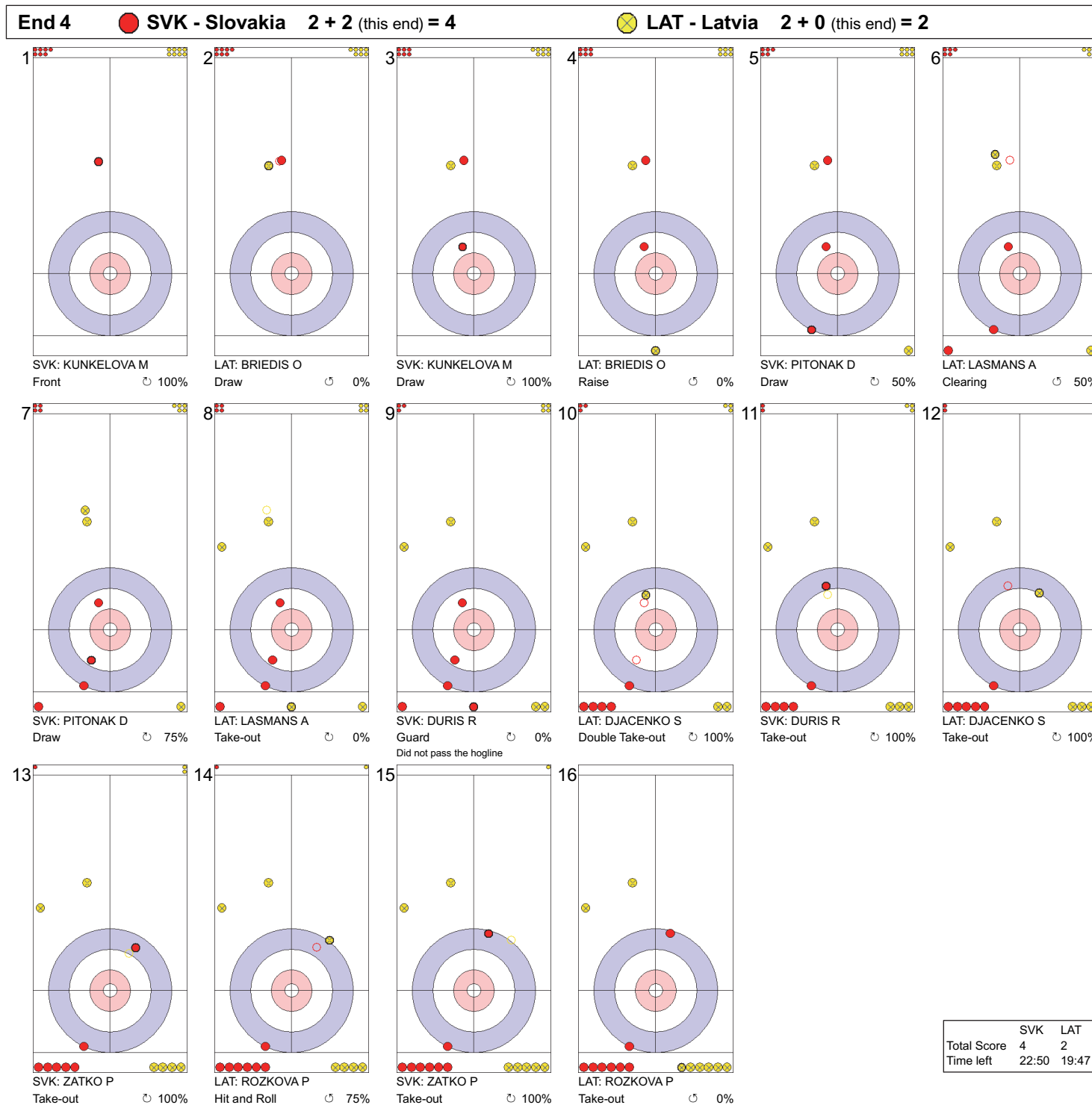


Legend:

↻ Clockwise      ↺ Counter-clockwise      - Not considered



Game - Shot by Shot  
每投统计数据



Legend:

↻ Clockwise      ↺ Counter-clockwise      - Not considered





### Game - Shot by Shot

#### 每投统计数据



**Legend:**

↻ Clockwise

↺ Counter-clockwise

- Not considered



Game - Shot by Shot  
每投统计数据

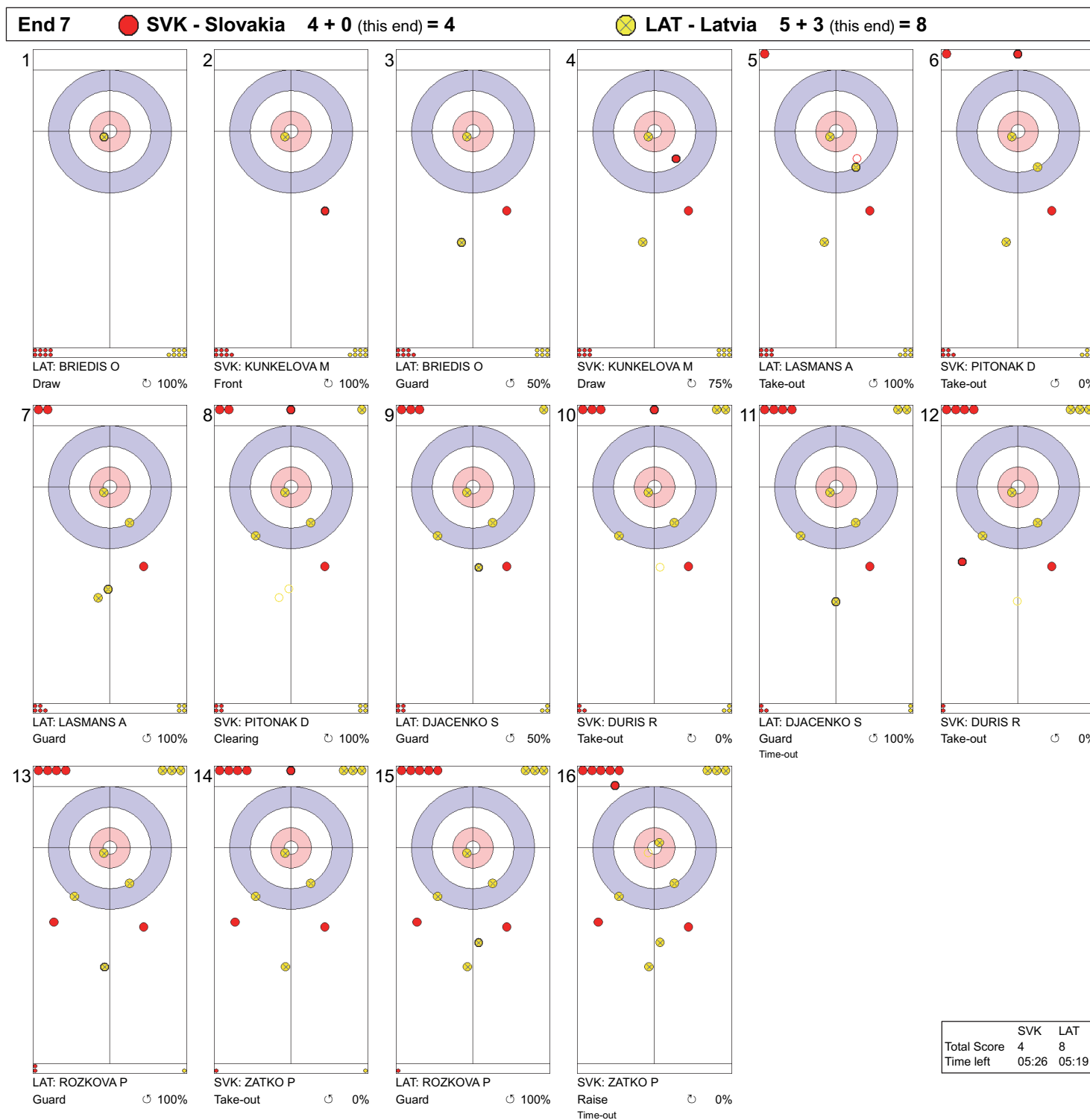


Legend:

↻ Clockwise      ↺ Counter-clockwise      - Not considered



**Game - Shot by Shot**  
每投统计数据



**Legend:**  
 ↻ Clockwise      ↺ Counter-clockwise      - Not considered



**Game - Shot by Shot**  
每投统计数据



**Legend:**

- ↻ Clockwise
- ↺ Counter-clockwise
- Not considered
- X Unfinished end due to concession



## Session Results and Standings

每轮比赛成绩和排名

Sheet	Game	Team	LSFE	1	2	3	4	5	6	7	8	Extra	Ends	Total
B	3	SUI - Switzerland	*	1	0	1	0	3	0	0	2	1		8
	2	KOR - Republic of Korea		0	4	0	1	0	1	1	0	0		7
C	3	CAN - Canada	*	4	0	0	2	4	0	X	X			10
	2	LAT - Latvia		0	1	1	0	0	1	X	X			3
D	1	EST - Estonia		1	0	0	2	0	1	2	0			6
	3	USA - United States of America	*	0	3	0	0	4	0	0	2			9

## Current Standings

Rank	Team	Games	Wins	Losses
1	CAN - Canada	3	3	0
2	NOR - Norway	2	2	0
2	SWE - Sweden	2	2	0
4	GBR - Great Britain	2	1	1
4	LAT - Latvia	2	1	1
4	SVK - Slovakia	2	1	1
7	SUI - Switzerland	3	1	2
7	USA - United States of America	3	1	2
9	EST - Estonia	1	0	1
10	CHN - People's Republic of China	2	0	2
10	KOR - Republic of Korea	2	0	2

**Note:**  
Under WCF rules, tie-breaking rules for standings are not applied until after the last game of the round robin.

**Legend:**  
LSFE(\*) Last Stone First End      X      Unplayed/unfinished end due to concession



## Game Results

### 比赛成绩

Sheet	Game	Team	LSFE	1	2	3	4	5	6	7	8	Extra	Ends	Total
B	3	SUI - Switzerland	*	1	0	1	0	3	0	0	2	1		8
	2	KOR - Republic of Korea		0	4	0	1	0	1	1	0	0		7

SUI - Switzerland			Shot Success	
			Game	All
4	V	BURGENER Hans	M	47%
3	S	KNEUBUEHL Laurent	M	53%
2		JAQUEROD Francoise	F	47%
1		DELACRETAZ Patrick	M	58%
A		MATHEZ Cynthia	F	85%
Team Total				57%

KOR - Republic of Korea			Shot Success	
			Game	All
4	S	GO Seungnam	M	44%
3		JANG Jaehyuk	M	58%
2		JUNG Sunghun	M	58%
1	V	BAEK Hyejin	F	58%
A		YOON Eungu	M	-
Team Total				55%

Last Stone Draw		Distance
☺	BURGENER Hans	112.1cm
☹	KNEUBUEHL Laurent	88.3cm
<b>Total</b>		<b>200.4cm</b>

Last Stone Draw		Distance
☺	JUNG Sunghun	62.8cm
☹	JANG Jaehyuk	199.6cm
<b>Total</b>		<b>262.4cm</b>

Time remaining: 0 minutes 55 seconds  
0 minutes 55 seconds (after extra end)

Time remaining: 1 minute 45 seconds  
0 minutes 32 seconds (after extra end)

Time-out: End 8 - SUI stone 7; End 9 - SUI stone 8

Time-out: End 6 - KOR stone 5; End 9 - KOR stone 5

MATHEZ C replaced BURGENER H at the beginning of end 5  
Revised line-up: (4 S) KNEUBUEHL L, (3 V) JAQUEROD F, (2) DELACRETAZ P, (1) MATHEZ C

### Shot Success Analysis

SUI - Switzerland		☺	☹	Game
4	BURGENER Hans	2 38%	5 60%	7 54%
	Draws	1 0%	0 -	1 0%
	Take-outs	3 25%	5 60%	8 47%
3	KNEUBUEHL Laurent	7 39%	5 60%	12 48%
	Draws	1 100%	5 55%	6 63%
	Take-outs	8 47%	10 58%	18 53%
2	JAQUEROD Francoise	6 38%	5 35%	11 36%
	Draws	4 75%	3 50%	7 64%
	Take-outs	10 53%	8 41%	18 47%
1	DELACRETAZ Patrick	9 67%	6 42%	15 57%
	Draws	1 0%	2 100%	3 67%
	Take-outs	10 60%	8 56%	18 58%
A	MATHEZ Cynthia	5 80%	5 90%	10 85%
	Draws	0 -	0 -	0 -
	Take-outs	5 80%	5 90%	10 85%
Team		29 54%	26 57%	55 55%
	Draws	7 57%	10 63%	17 60%
	Take-outs	36 55%	36 58%	72 57%

KOR - Republic of Korea		☺	☹	Game
4	GO Seungnam	2 0%	7 68%	9 53%
	Draws	6 50%	3 8%	9 36%
	Take-outs	8 38%	10 50%	18 44%
3	JANG Jaehyuk	4 69%	4 63%	8 66%
	Draws	1 0%	9 58%	10 53%
	Take-outs	5 55%	13 60%	18 58%
2	JUNG Sunghun	1 0%	6 88%	7 75%
	Draws	8 41%	3 67%	11 48%
	Take-outs	9 36%	9 81%	18 58%
1	BAEK Hyejin	11 80%	5 35%	16 66%
	Draws	2 0%	0 -	2 0%
	Take-outs	13 67%	5 35%	18 58%
A	YOON Eungu	0 -	0 -	0 -
	Draws	0 -	0 -	0 -
	Take-outs	0 -	0 -	0 -
Team		18 64%	22 65%	40 64%
	Draws	17 37%	15 50%	32 43%
	Take-outs	35 51%	37 59%	72 55%

**Note:**  
Position and function for each team member:  
4 = Fourth, 3 = Third, 2 = Second, 1 = Lead, A = Alternate, S = Skip, V = Vice-Skip

**Legend:**  
☺ Clockwise ☹ Counter-clockwise F Female  
LSFE(\*) Last Stone First End M Male



**Game - Shot by Shot**  
每投统计数据

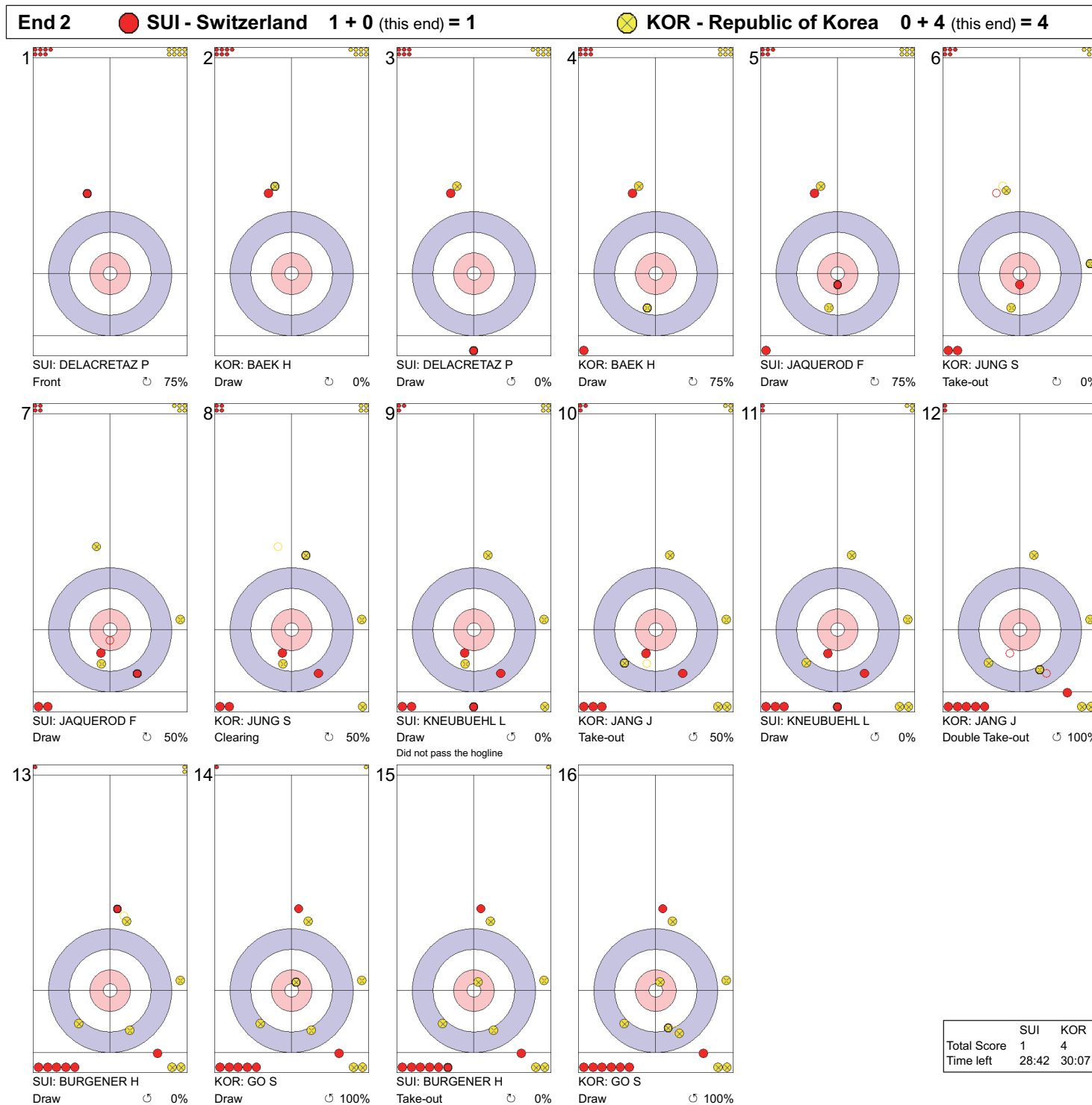


**Legend:**

↻ Clockwise      ↺ Counter-clockwise      - Not considered



Game - Shot by Shot  
每投统计数据

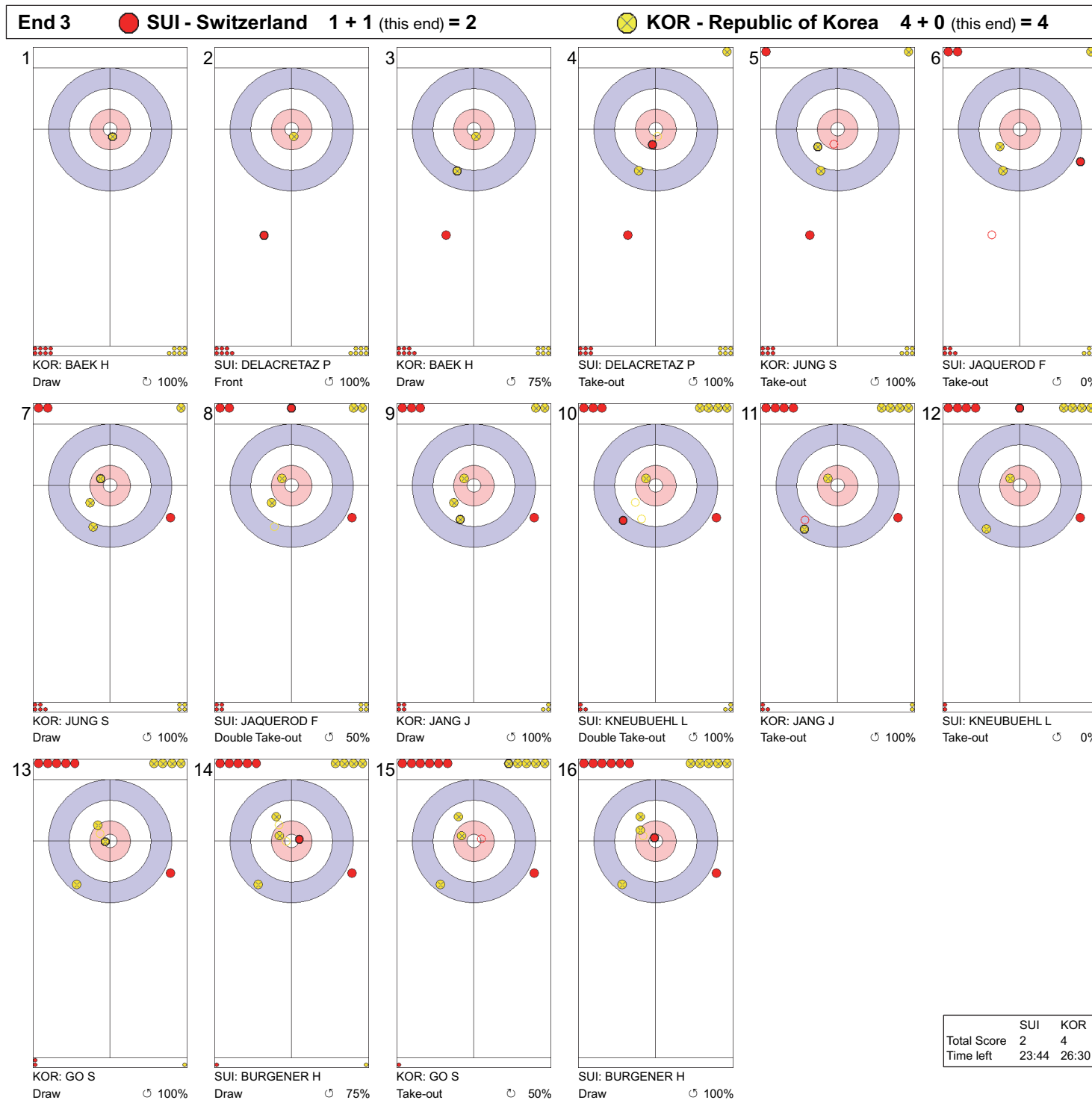


**Legend:**  
 ↻ Clockwise      ↺ Counter-clockwise      - Not considered





**Game - Shot by Shot**  
每投统计数据

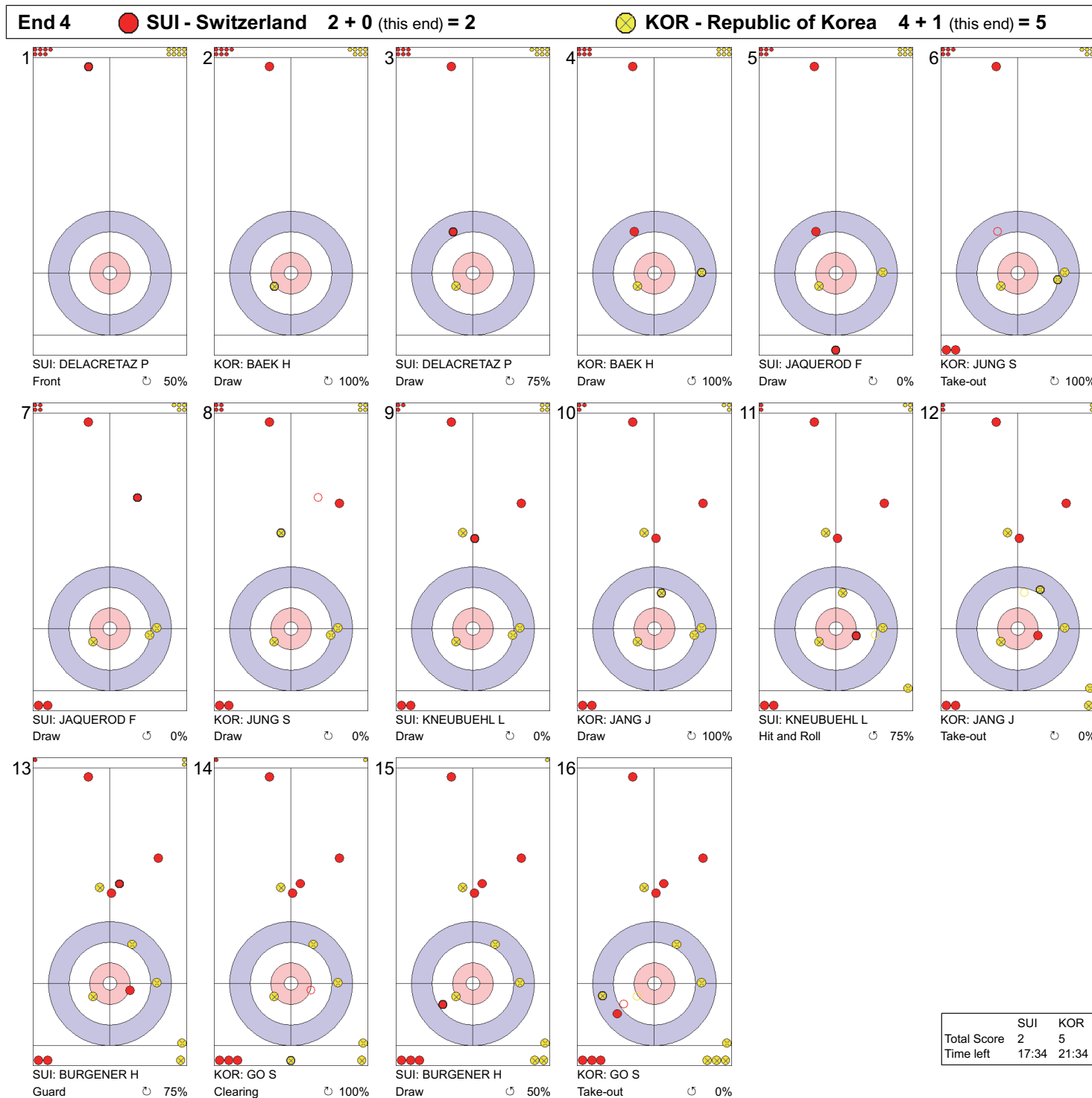


**Legend:**

⌚ Clockwise      ⌚ Counter-clockwise      - Not considered



Game - Shot by Shot  
每投统计数据

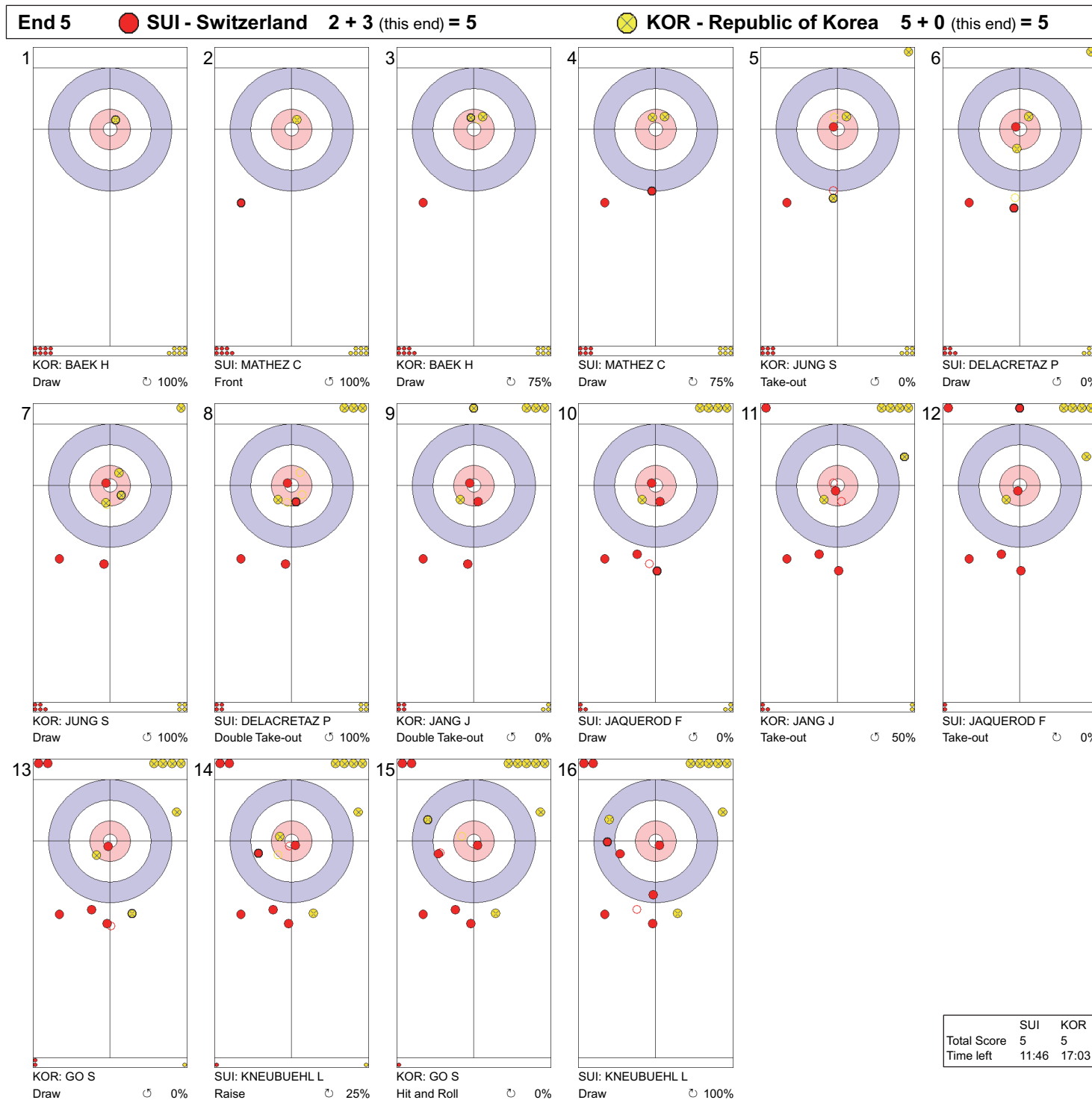


Legend:

↻ Clockwise      ↺ Counter-clockwise      - Not considered



**Game - Shot by Shot**  
每投统计数据

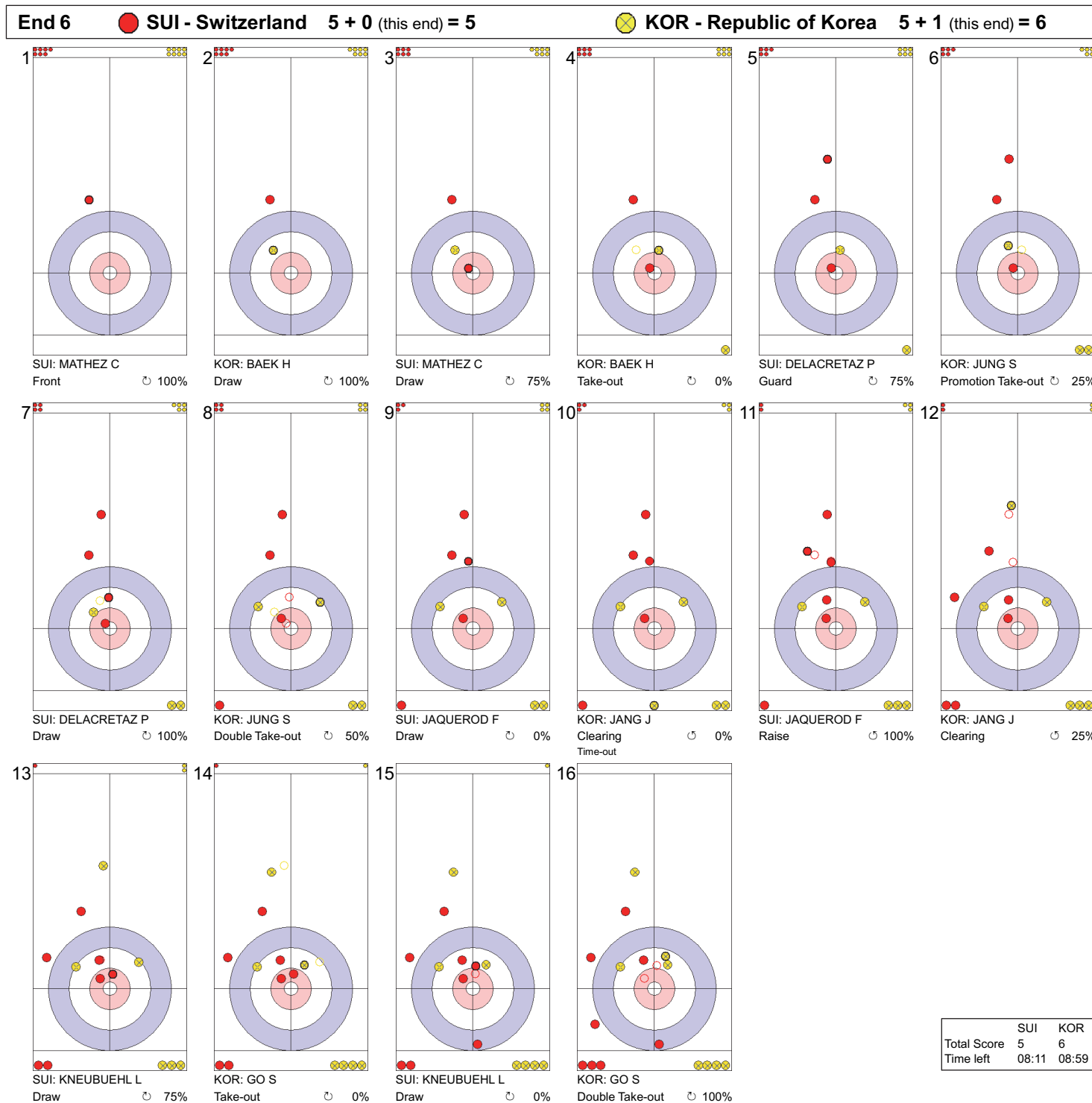


**Legend:**

↻ Clockwise      ↺ Counter-clockwise      - Not considered



Game - Shot by Shot  
每投统计数据



Legend:

⤵ Clockwise      ⤴ Counter-clockwise      - Not considered



Game - Shot by Shot  
每投统计数据

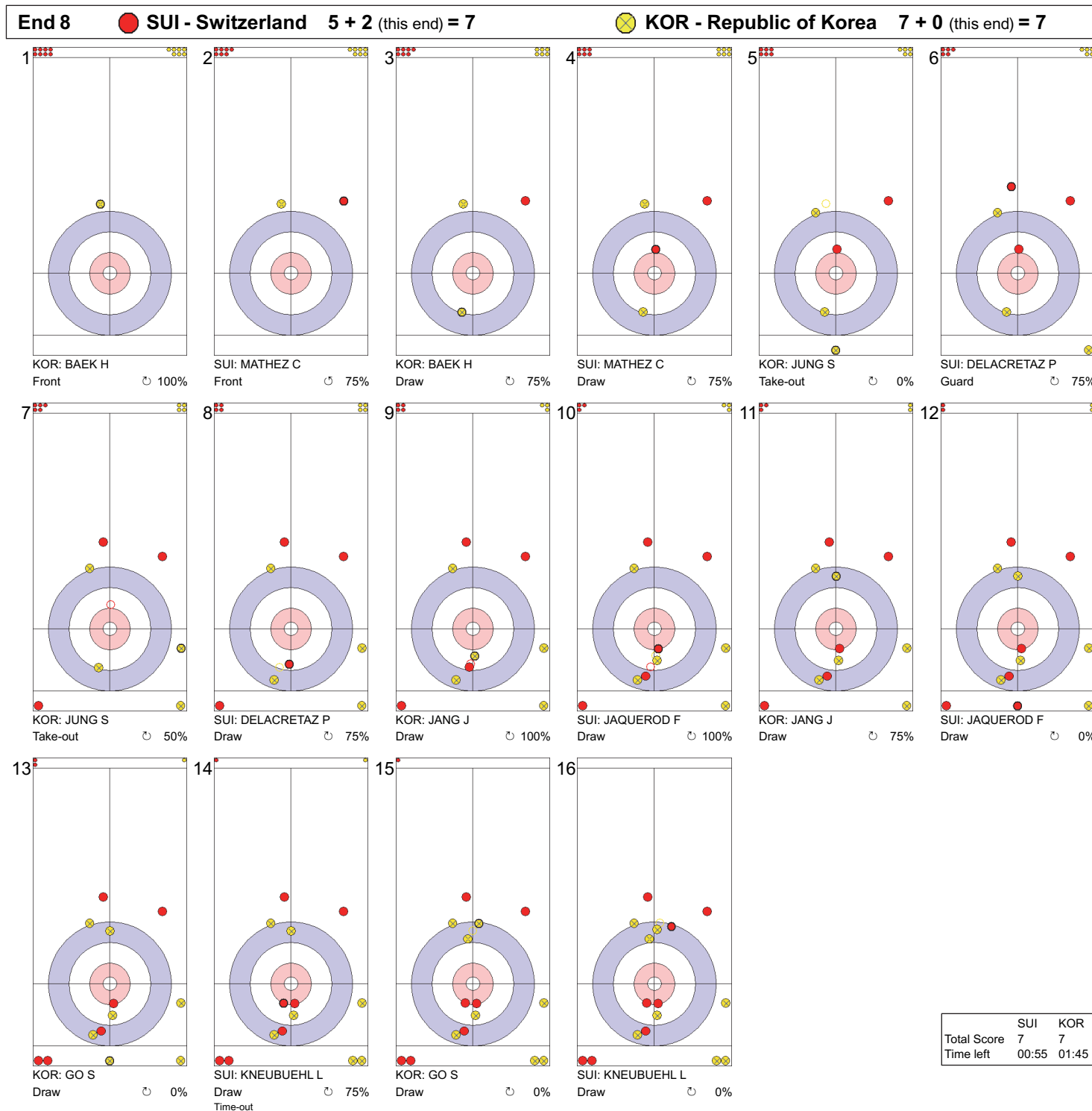


Legend:

↻ Clockwise      ↺ Counter-clockwise      - Not considered



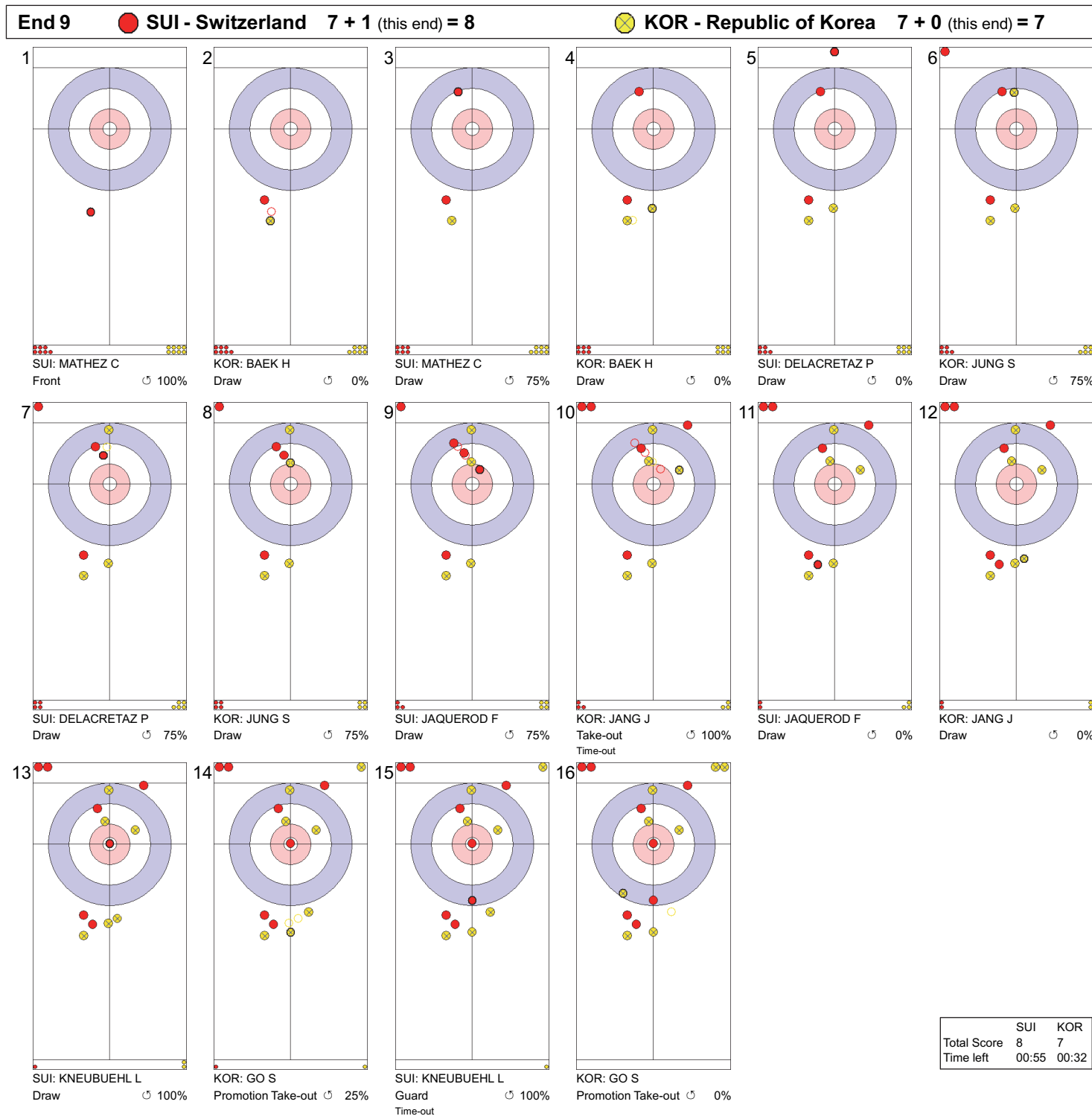
**Game - Shot by Shot**  
每投统计数据



**Legend:**  
 Clockwise      Counter-clockwise      - Not considered



Game - Shot by Shot  
每投统计数据



**Legend:**  
 ↻ Clockwise      ↺ Counter-clockwise      - Not considered



## Game Results

### 比赛成绩

Sheet	Game	Team	LSFE	1	2	3	4	5	6	7	8	Extra Ends	Total
C	3	CAN - Canada	*	4	0	0	2	4	0	X	X		10
	2	LAT - Latvia		0	1	1	0	0	1	X	X		3

CAN - Canada			Shot Success	
			Game	All
4	THURSTON Jon	M	85%	73%
3	V FORREST Ina	F	79%	70%
2	THIESSEN Dennis	M	58%	61%
1	S IDESON Mark	M	83%	76%
A	JOSEPH Collinda	F	-	-
Team Total			76%	70%

LAT - Latvia			Shot Success	
			Game	All
4	S ROZKOVA Polina	F	44%	50%
3	DJACENKO Sergejs	M	50%	63%
2	LASMANS Agris	M	69%	64%
1	V BRIEDIS Ojars	M	77%	71%
A	DIMBOVSKIS Aleksandrs	M	-	-
Team Total			60%	62%

**Last Stone Draw** Distance

☺ IDESON Mark	22.3cm
☹ THIESSEN Dennis	92.8cm
<b>Total</b>	<b>115.1cm</b>

**Last Stone Draw** Distance

☺ BRIEDIS Ojars	125.5cm
☹ LASMANS Agris	199.6cm
<b>Total</b>	<b>325.1cm</b>

Time remaining: 11 minutes 42 seconds

Time remaining: 10 minutes 42 seconds

End 1 replayed (IPA moved stone before measurement)

### Shot Success Analysis

CAN - Canada		☺	☹	Game
4 THURSTON Jon	Draws	7 82%	3 83%	10 83%
	Take-outs	0 -	2 100%	2 100%
	Total	7 82%	5 90%	12 85%
3 FORREST Ina	Draws	4 63%	1 100%	5 70%
	Take-outs	2 100%	5 80%	7 86%
	Total	6 75%	6 83%	12 79%
2 THIESSEN Dennis	Draws	1 50%	1 75%	2 63%
	Take-outs	2 100%	8 47%	10 58%
	Total	3 83%	9 50%	12 58%
1 IDESON Mark	Draws	3 92%	6 83%	9 86%
	Take-outs	0 -	1 50%	1 50%
	Total	3 92%	7 79%	10 83%
A JOSEPH Collinda	Draws	0 -	0 -	0 -
	Take-outs	0 -	0 -	0 -
	Total	0 -	0 -	0 -
Team	Draws	15 77%	11 84%	26 80%
	Take-outs	4 100%	16 64%	20 71%
	Total	19 82%	27 72%	46 76%

LAT - Latvia		☺	☹	Game
4 ROZKOVA Polina	Draws	4 56%	4 13%	8 34%
	Take-outs	2 50%	2 75%	4 63%
	Total	6 54%	6 33%	12 44%
3 DJACENKO Sergejs	Draws	3 25%	6 71%	9 56%
	Take-outs	2 0%	1 100%	3 33%
	Total	5 15%	7 75%	12 50%
2 LASMANS Agris	Draws	2 100%	5 85%	7 89%
	Take-outs	2 25%	3 50%	5 40%
	Total	4 63%	8 72%	12 69%
1 BRIEDIS Ojars	Draws	5 100%	6 63%	11 80%
	Take-outs	1 50%	0 -	1 50%
	Total	6 92%	6 63%	12 77%
A DIMBOVSKIS Aleksandrs	Draws	0 -	0 -	0 -
	Take-outs	0 -	0 -	0 -
	Total	0 -	0 -	0 -
Team	Draws	14 71%	21 61%	35 65%
	Take-outs	7 29%	6 67%	13 46%
	Total	21 57%	27 62%	48 60%

**Note:**  
Position and function for each team member:  
4 = Fourth, 3 = Third, 2 = Second, 1 = Lead, A = Alternate, S = Skip, V = Vice-Skip

**Legend:**  
☺ Clockwise ☹ Counter-clockwise F Female  
LSFE(\*) Last Stone First End M Male X Unplayed/unfinished end due to concession





Game - Shot by Shot  
每投统计数据

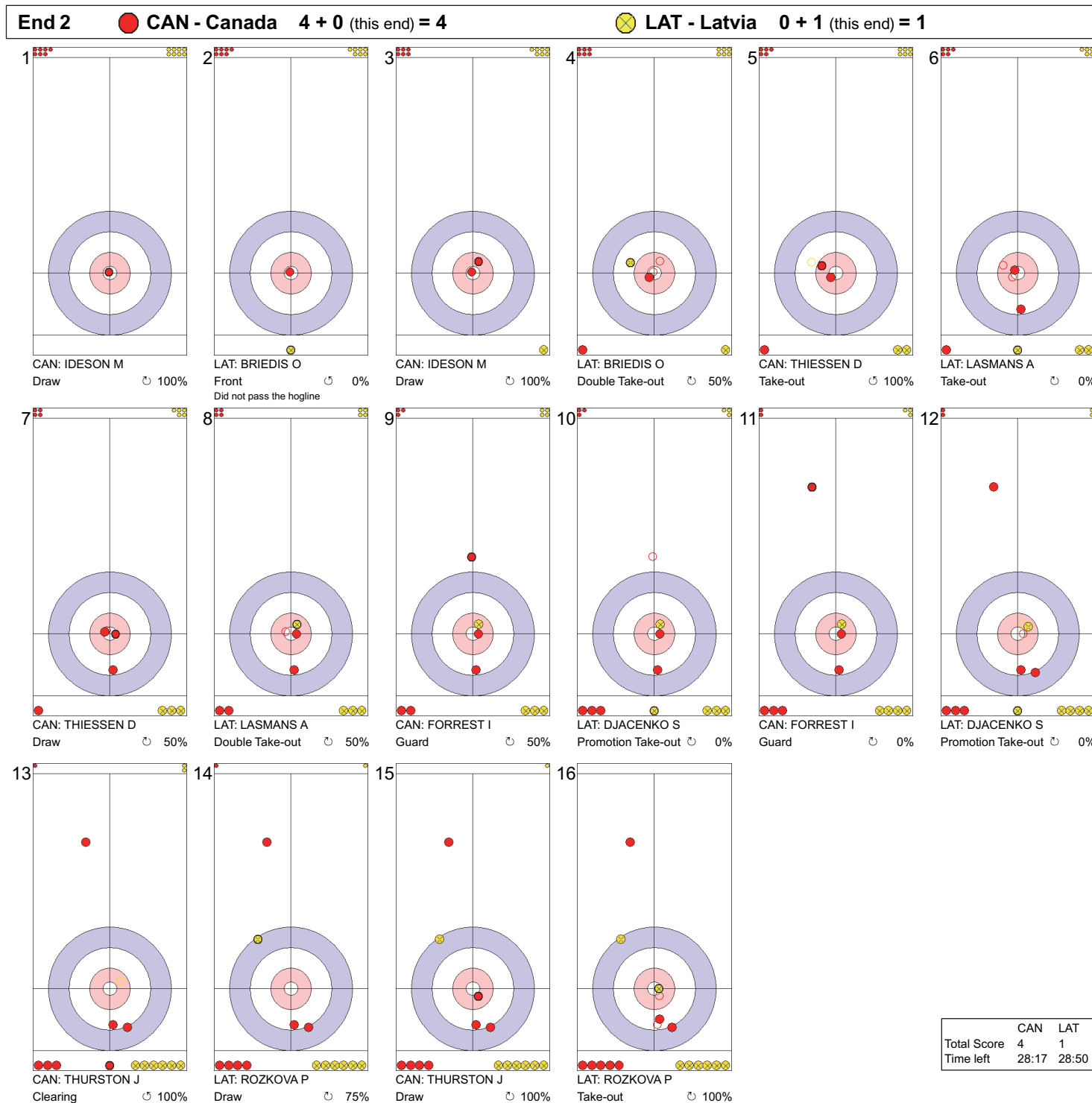


Legend:

↻ Clockwise   ↺ Counter-clockwise   - Not considered



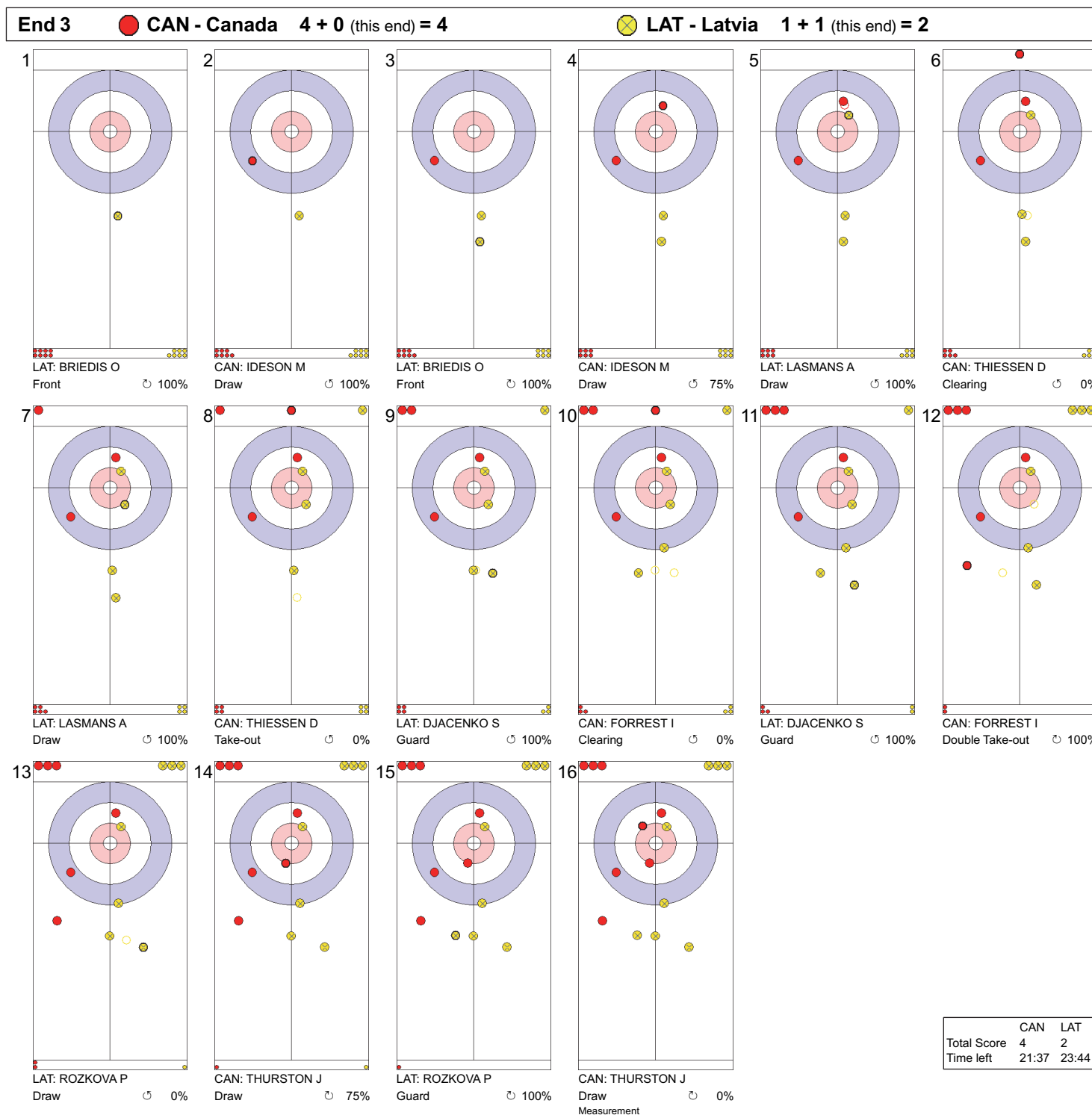
Game - Shot by Shot  
每投统计数据



**Legend:**  
 ↻ Clockwise   ↺ Counter-clockwise   - Not considered



**Game - Shot by Shot**  
每投统计数据

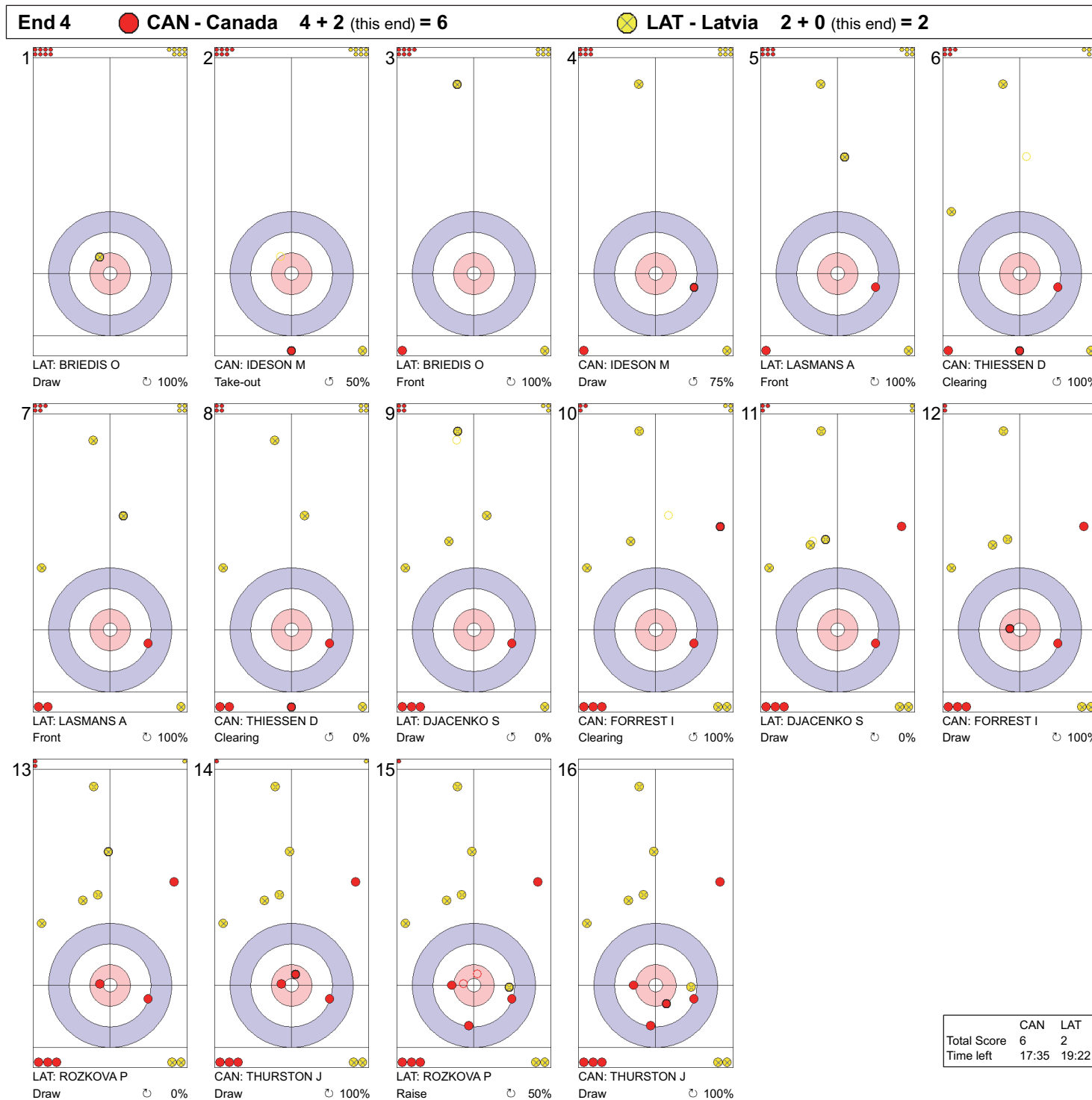


**Legend:**

↻ Clockwise      ↺ Counter-clockwise      - Not considered



Game - Shot by Shot  
每投统计数据

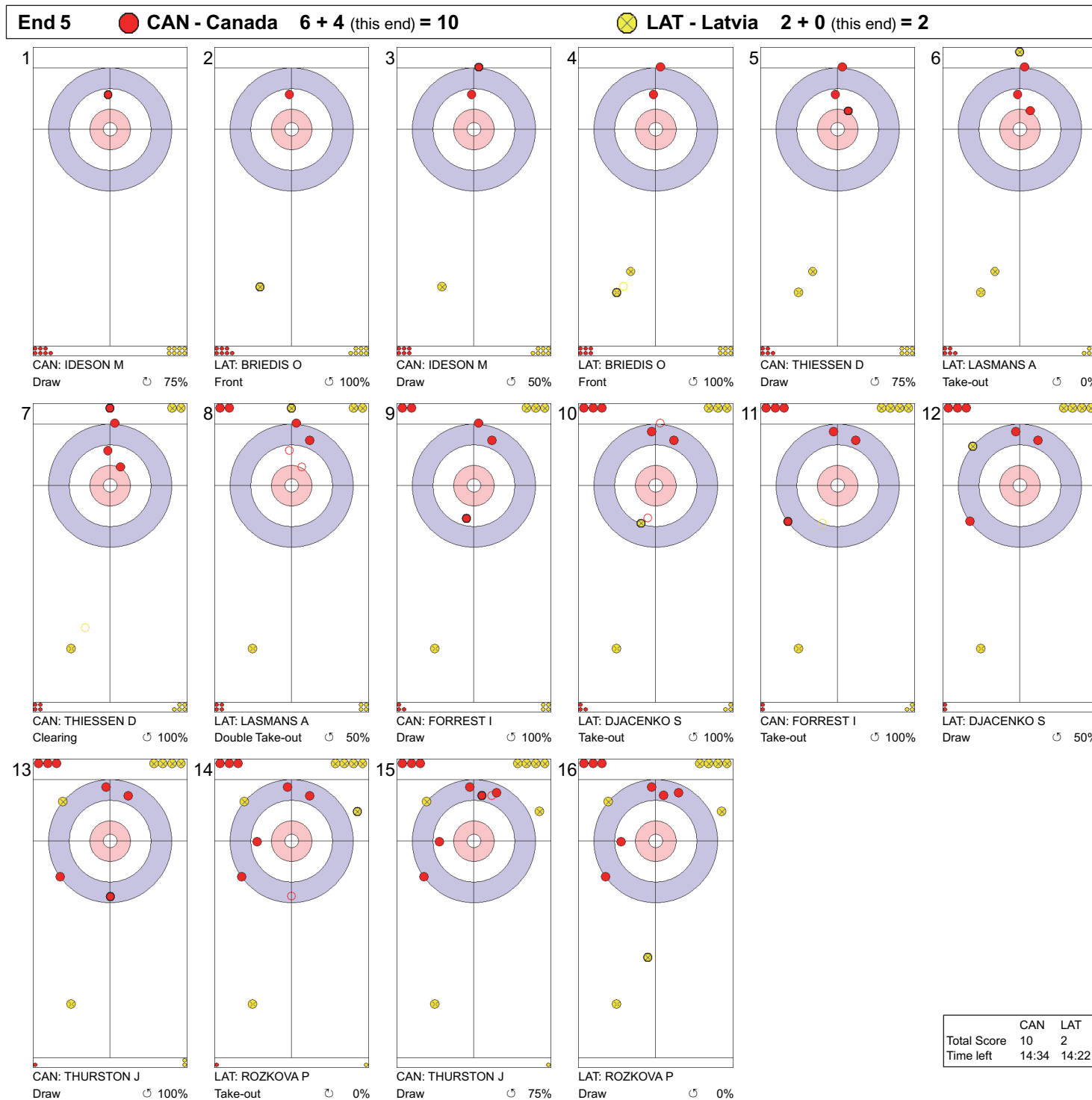


Legend:

↻ Clockwise      ↺ Counter-clockwise      - Not considered



**Game - Shot by Shot**  
每投统计数据

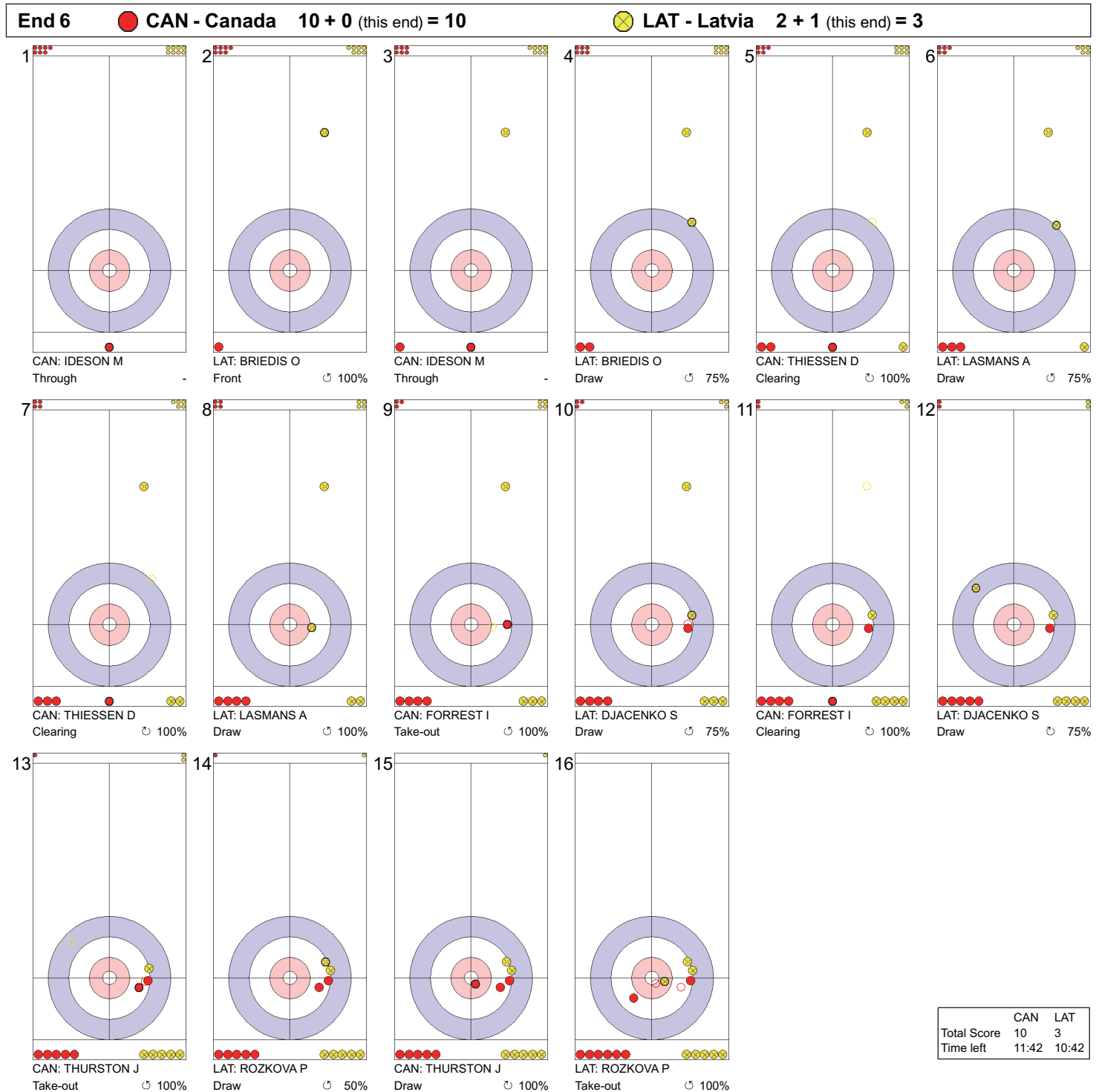


**Legend:**

↻ Clockwise      ↺ Counter-clockwise      - Not considered



Game - Shot by Shot  
每投统计数据



Legend:

↻ Clockwise

↺ Counter-clockwise

- Not considered



## Game Results

### 比赛成绩

Sheet	Game	Team	LSFE	1	2	3	4	5	6	7	8	Extra Ends	Total
D	1	EST - Estonia		1	0	0	2	0	1	2	0		6
	3	USA - United States of America	*	0	3	0	0	4	0	0	2		9

EST - Estonia		Shot Success		
		Game	All	
4 S	KOITMAE Andrei	M	32%	32%
3 V	MURASOV Lauri	M	67%	67%
2	MATAS Mait	M	77%	77%
1	RIIDEBACH Katlin	F	77%	77%
A	FALKENBERG Signe	F	-	-
Team Total			63%	63%

USA - United States of America		Shot Success		
		Game	All	
4 S	THUMS Matthew	M	53%	48%
3 V	EMT Steve	M	58%	64%
2	SAMSA Dave	M	69%	64%
1	URANCHIMEG Batoyun	F	39%	52%
A	WILSON Pamela	F	-	-
Team Total			55%	57%

Last Stone Draw		Distance
⌚	KOITMAE Andrei	199.6cm
⌚	MATAS Mait	111.1cm
<b>Total</b>		<b>310.7cm</b>

Time remaining: 1 minute 29 seconds

Time-out: End 6 - EST stone 7

Last Stone Draw		Distance
⌚	URANCHIMEG Batoyun	86.6cm
⌚	THUMS Matthew	12.4cm
<b>Total</b>		<b>99.0cm</b>

Time remaining: 1 minute 0 seconds

Time-out: End 6 - USA stone 7

## Shot Success Analysis

EST - Estonia		⌚	⌚	Game	
4	KOITMAE Andrei	Draws	3 0%	6 33%	9 22%
		Take-outs	4 56%	2 25%	6 46%
		Total	7 32%	8 31%	15 32%
3	MURASOV Lauri	Draws	8 94%	3 0%	11 68%
		Take-outs	4 81%	1 0%	5 65%
		Total	12 90%	4 0%	16 67%
2	MATAS Mait	Draws	10 83%	3 50%	13 75%
		Take-outs	3 83%	0 -	3 83%
		Total	13 83%	3 50%	16 77%
1	RIIDEBACH Katlin	Draws	13 79%	1 50%	14 77%
		Take-outs	2 75%	0 -	2 75%
		Total	15 78%	1 50%	16 77%
A	FALKENBERG Signe	Draws	0 -	0 -	0 -
		Take-outs	0 -	0 -	0 -
		Total	0 -	0 -	0 -
Team		Draws	34 76%	13 31%	47 64%
		Take-outs	13 73%	3 17%	16 63%
		Total	47 76%	16 28%	63 63%

USA - United States of America		⌚	⌚	Game	
4	THUMS Matthew	Draws	6 71%	6 46%	12 58%
		Take-outs	1 100%	2 0%	3 33%
		Total	7 75%	8 34%	15 53%
3	EMT Steve	Draws	1 75%	5 40%	6 46%
		Take-outs	5 90%	5 40%	10 65%
		Total	6 88%	10 40%	16 58%
2	SAMSA Dave	Draws	0 -	2 50%	2 50%
		Take-outs	9 72%	5 70%	14 71%
		Total	9 72%	7 64%	16 69%
1	URANCHIMEG Batoyun	Draws	7 54%	5 40%	12 48%
		Take-outs	3 17%	1 0%	4 13%
		Total	10 43%	6 33%	16 39%
A	WILSON Pamela	Draws	0 -	0 -	0 -
		Take-outs	0 -	0 -	0 -
		Total	0 -	0 -	0 -
Team		Draws	14 63%	18 43%	32 52%
		Take-outs	18 69%	13 42%	31 58%
		Total	32 66%	31 43%	63 55%

### Note:

Position and function for each team member:

4 = Fourth, 3 = Third, 2 = Second, 1 = Lead, A = Alternate, S = Skip, V = Vice-Skip

### Legend:

⌚ Clockwise

⌚ Counter-clockwise

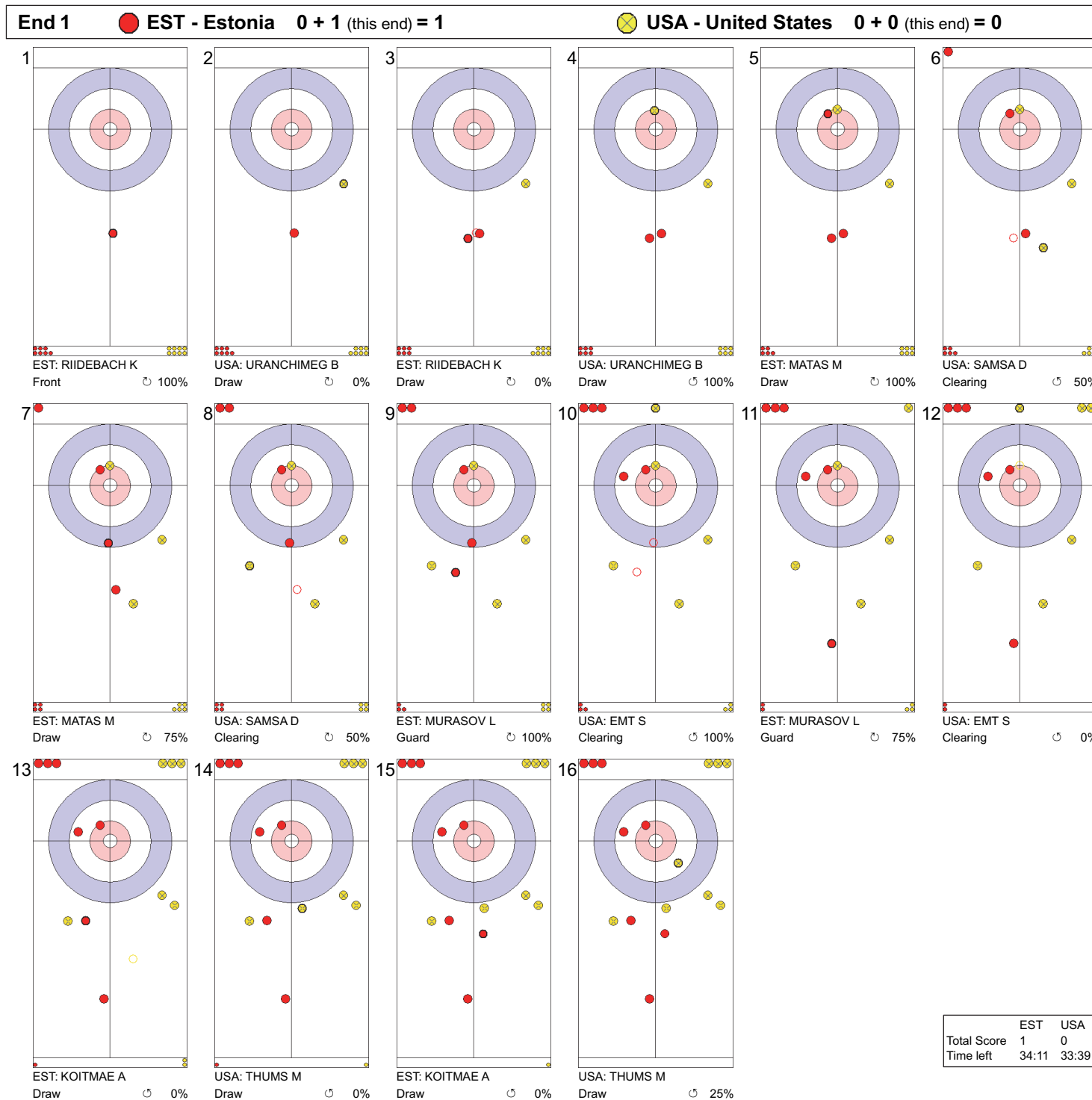
F Female

LSFE(\*) Last Stone First End

M Male



**Game - Shot by Shot**  
每投统计数据



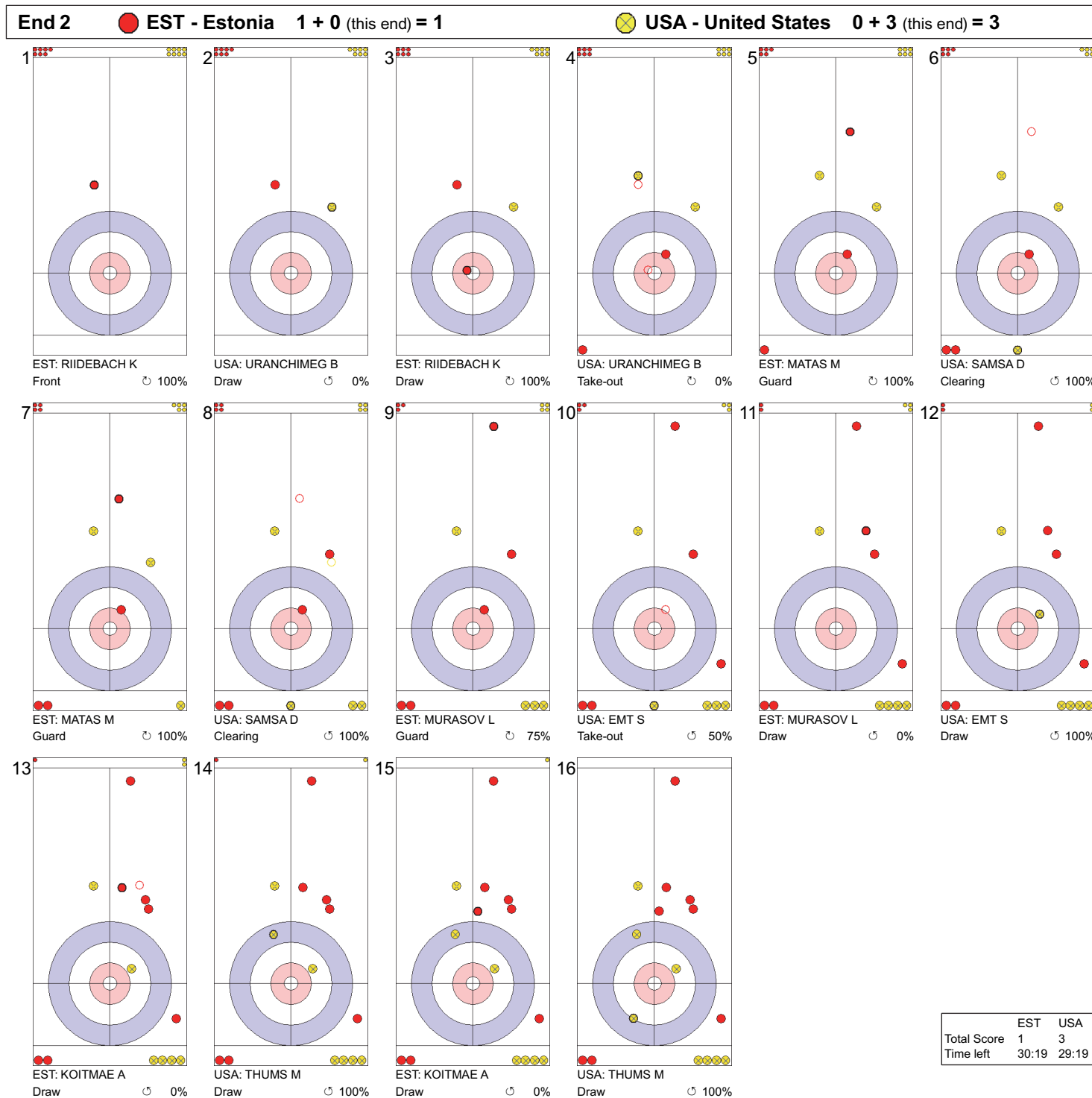
**Legend:**

↻ Clockwise      ↺ Counter-clockwise      - Not considered





Game - Shot by Shot  
每投统计数据



Legend:

↻ Clockwise      ↺ Counter-clockwise      - Not considered



**Game - Shot by Shot**  
每投统计数据

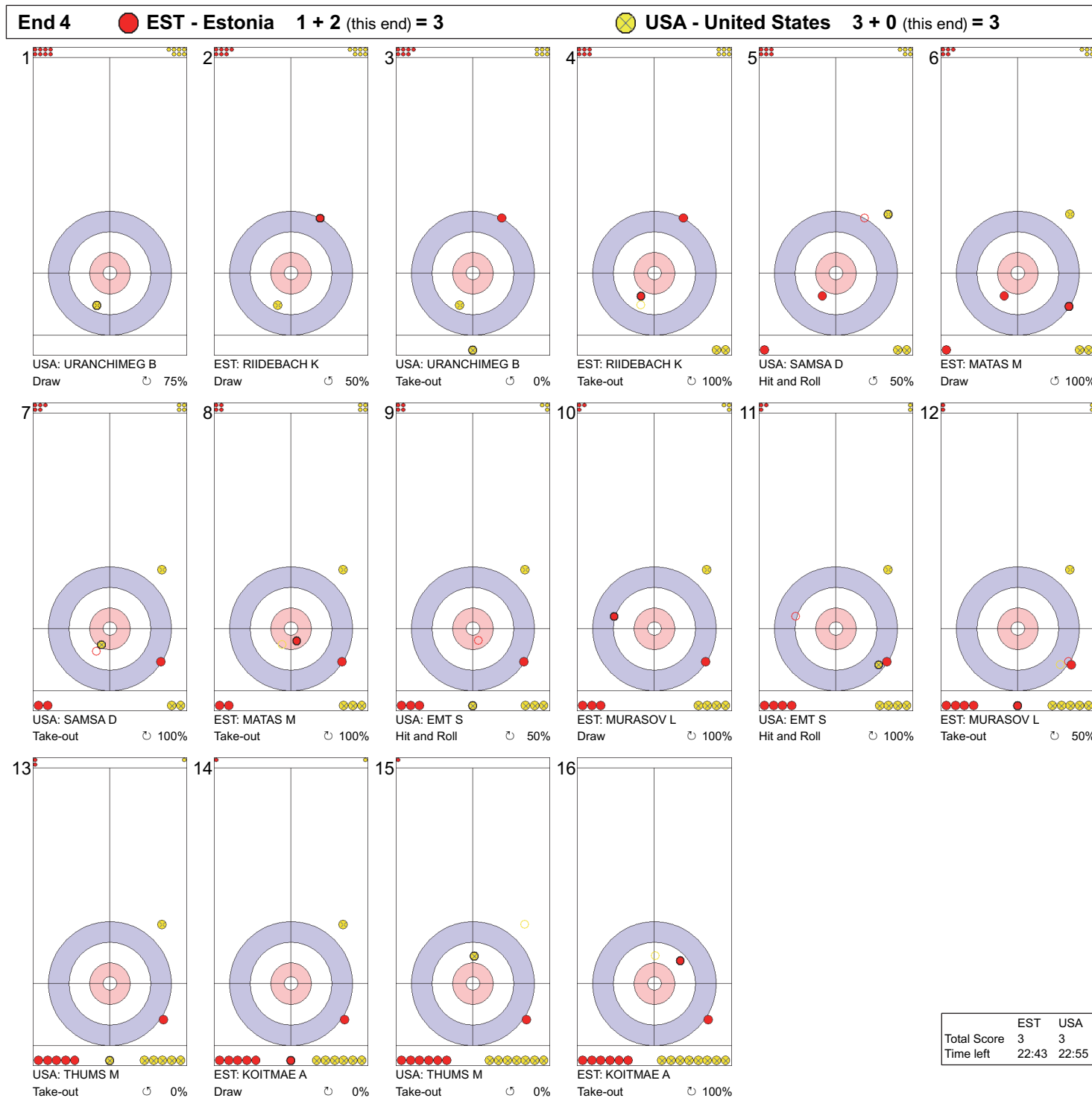


**Legend:**

↻ Clockwise      ↺ Counter-clockwise      - Not considered



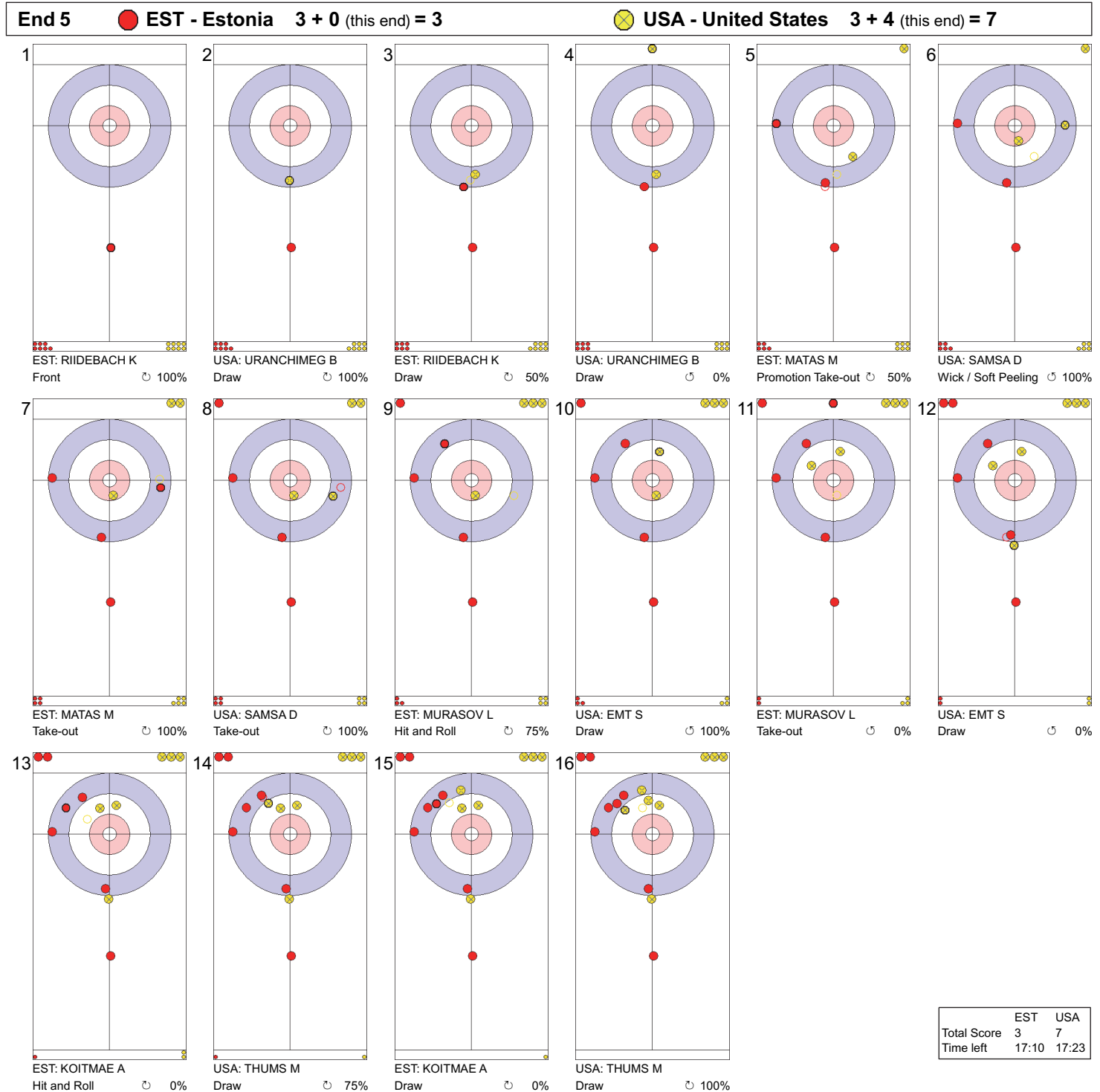
**Game - Shot by Shot**  
每投统计数据




**Legend:**  
 ↻ Clockwise      ↺ Counter-clockwise      - Not considered



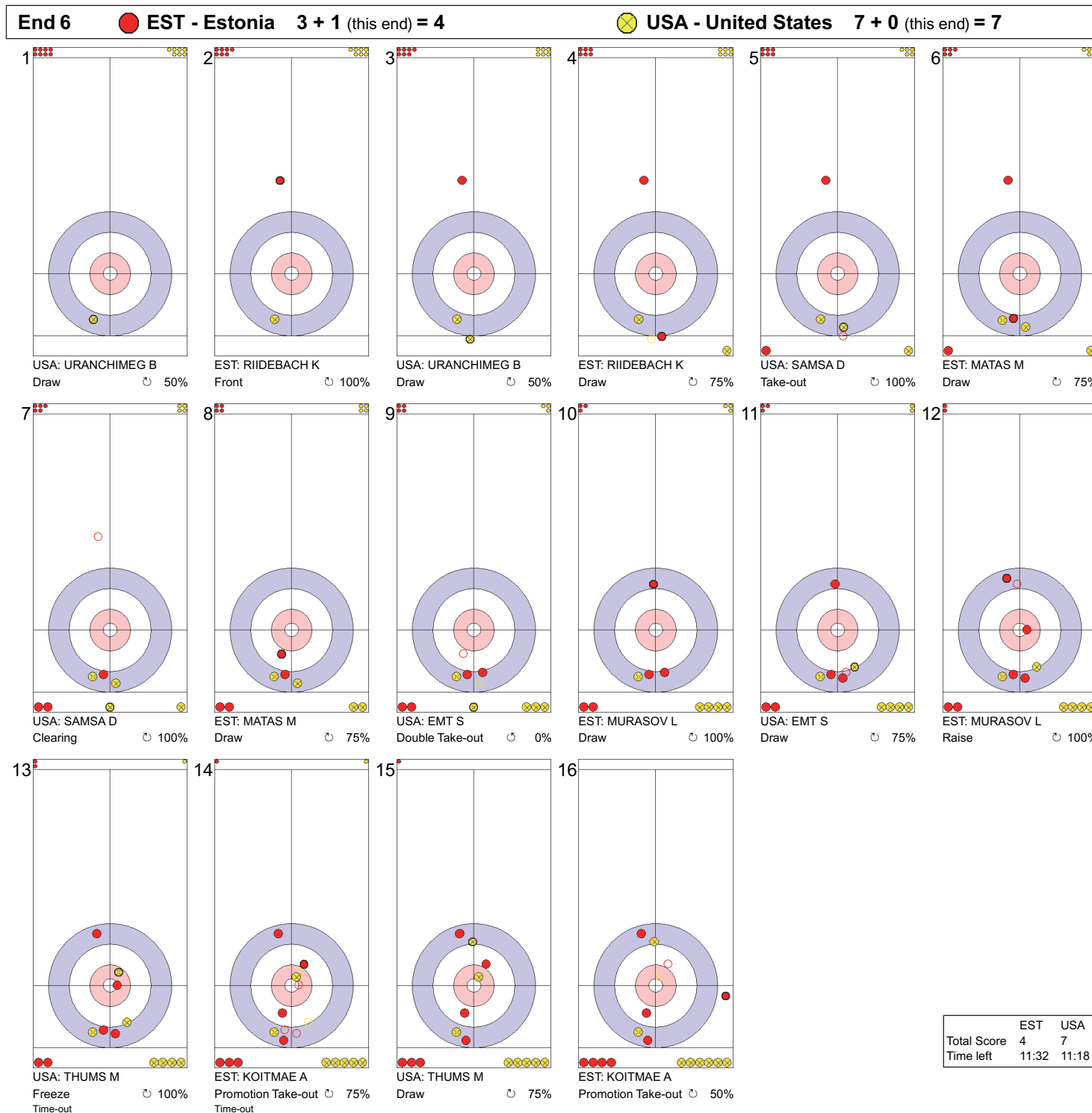
**Game - Shot by Shot**  
每投统计数据



**Legend:**  
 Clockwise     
  Counter-clockwise     
 - Not considered



Game - Shot by Shot  
每投统计数据



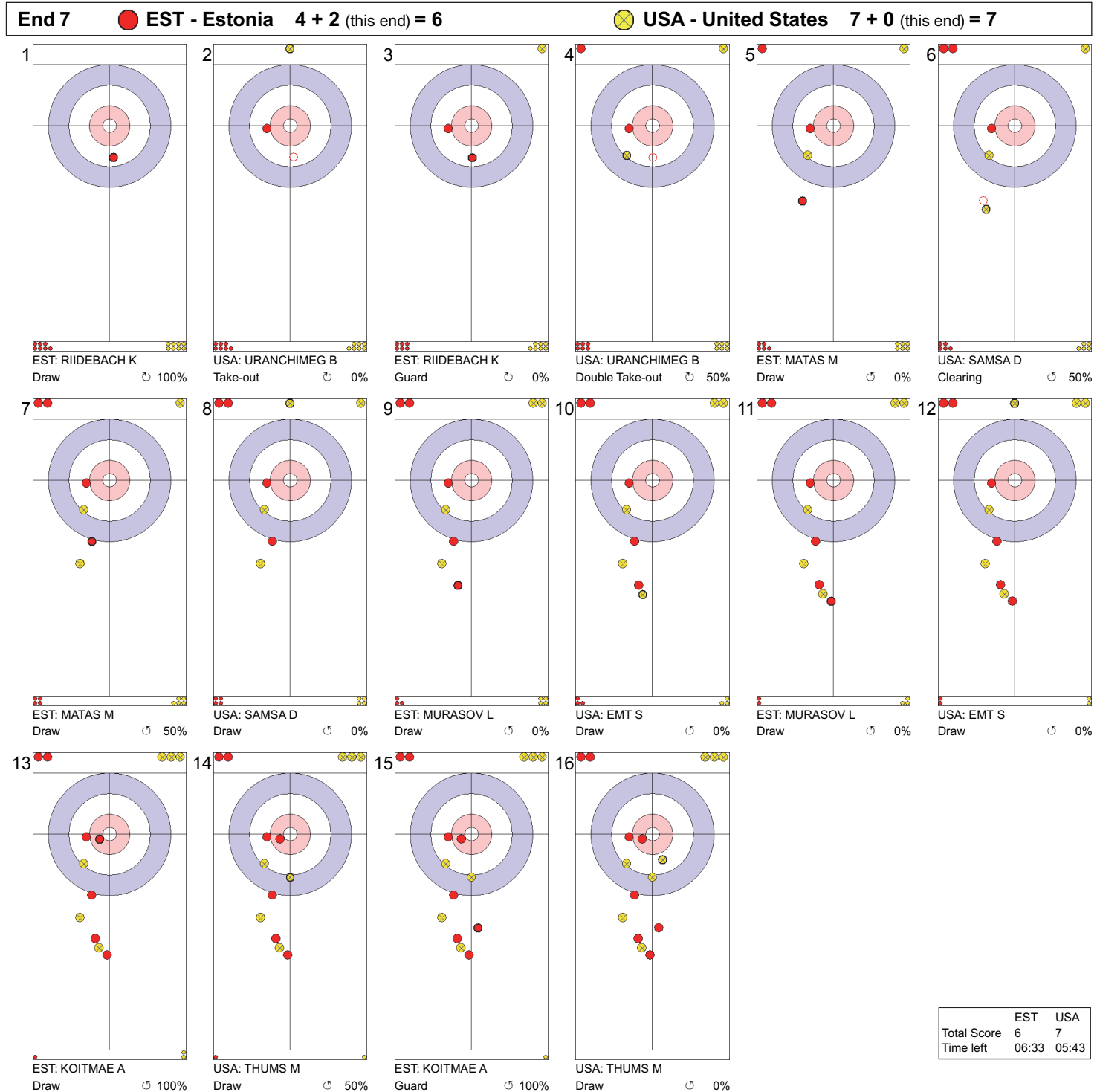
Legend:

↻ Clockwise   ↺ Counter-clockwise   - Not considered



Game - Shot by Shot

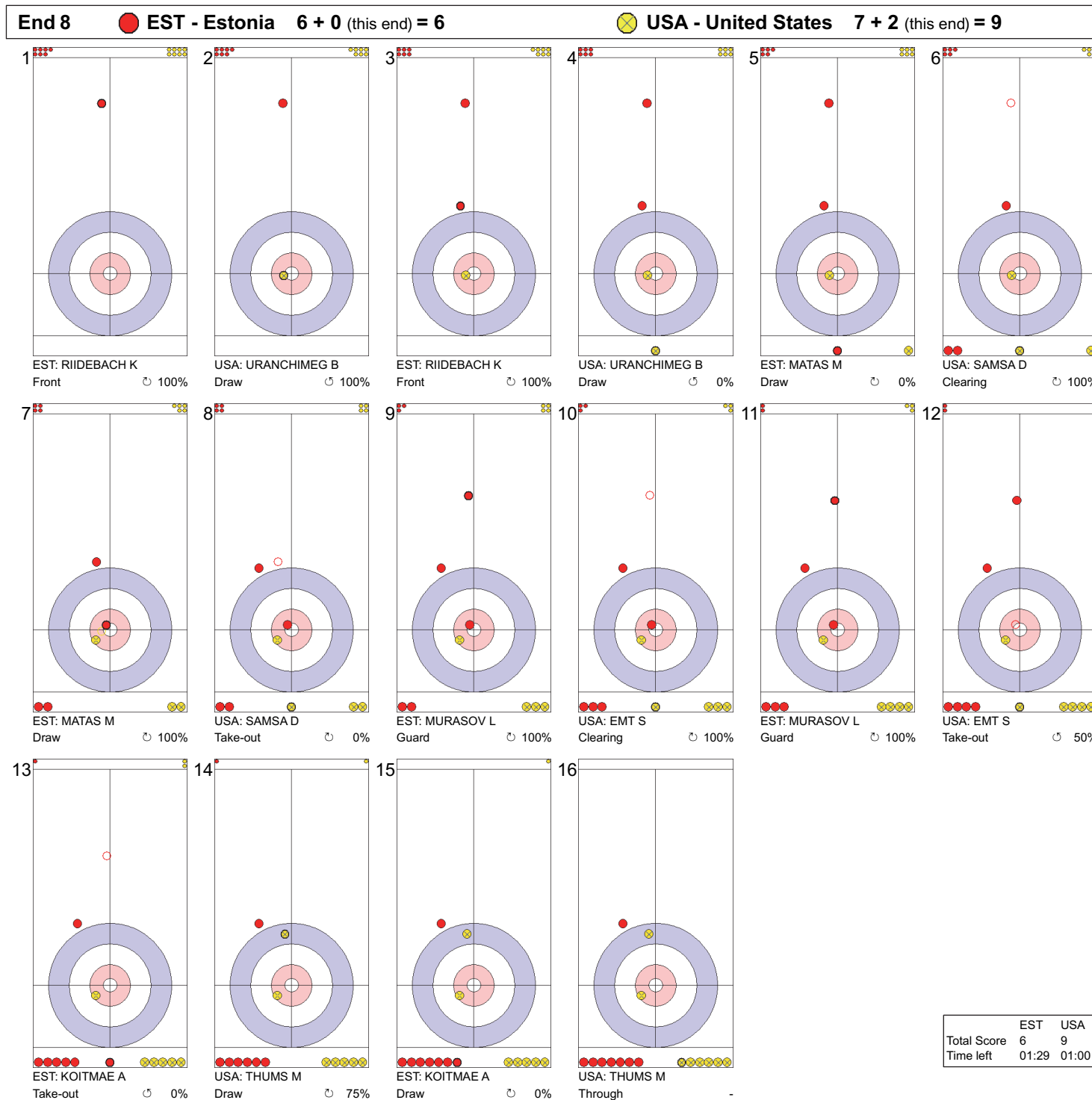
每投统计数据



**Legend:**  
 ↻ Clockwise      ↺ Counter-clockwise      - Not considered



Game - Shot by Shot  
每投统计数据



Legend:

↻ Clockwise      ↺ Counter-clockwise      - Not considered



## Session Results and Standings

每轮比赛成绩和排名

Sheet	Game	Team	LSFE	1	2	3	4	5	6	7	8	Extra Ends	Total
B	2	SVK - Slovakia		0	0	0	0	3	0	0	X		3
	2	NOR - Norway	*	1	0	2	1	0	3	2	X		9
C	2	CHN - People's Republic of China		0	0	0	0	0	0	1	X		1
	2	SWE - Sweden	*	0	1	0	1	2	1	0	X		5

## Current Standings

Rank	Team	Games	Wins	Losses
1	CAN - Canada	2	2	0
1	NOR - Norway	2	2	0
1	SWE - Sweden	2	2	0
4	LAT - Latvia	1	1	0
5	GBR - Great Britain	2	1	1
5	SVK - Slovakia	2	1	1
7	KOR - Republic of Korea	1	0	1
8	CHN - People's Republic of China	2	0	2
8	SUI - Switzerland	2	0	2
8	USA - United States of America	2	0	2
	EST - Estonia	0		

**Note:**  
Under WCF rules, tie-breaking rules for standings are not applied until after the last game of the round robin.

**Legend:**  
LSFE(\*) Last Stone First End      X      Unplayed/unfinished end due to concession





## Game Results

### 比赛成绩

Sheet	Game	Team	LSFE	1	2	3	4	5	6	7	8	Extra Ends	Total
B	2	SVK - Slovakia		0	0	0	0	3	0	0	X		3
	2	NOR - Norway	*	1	0	2	1	0	3	2	X		9

SVK - Slovakia			Shot Success	
			Game	All
4	V	ZATKO Peter	M	36% 46%
3	S	DURIS Radoslav	M	70% 65%
2		PITONAK Dusan	M	54% 57%
1		KUNKELOVA Monika	F	77% 60%
A		KANOVA Alena	F	- -
Team Total				59% 57%

NOR - Norway			Shot Success	
			Game	All
4	S	STORDAHL Jostein	M	77% 77%
3	V	SYVERSEN Ole Fredrik	M	73% 68%
2		SKOGSTAD Geir Arne	M	38% 53%
1		LOECHEN Sissel	F	88% 74%
A		SVEBERG Mia	F	- -
Team Total				69% 68%

**Last Stone Draw** Distance

⌚	KUNKELOVA Monika	199.6cm
⌚	DURIS Radoslav	78.3cm
<b>Total</b>		<b>277.9cm</b>

**Last Stone Draw** Distance

⌚	STORDAHL Jostein	72.6cm
⌚	LOECHEN Sissel	115.3cm
<b>Total</b>		<b>187.9cm</b>

Time remaining: 8 minutes 11 seconds

Time-out: End 7 - SVK stone 7

Time remaining: 6 minutes 18 seconds

Time-out: End 7 - NOR stone 3

### Shot Success Analysis

SVK - Slovakia		⌚	⌚	Game
4	ZATKO Peter	Draws 4 0%	3 33%	7 14%
		Take-outs 4 38%	3 83%	7 57%
		Total 8 19%	6 58%	14 36%
3	DURIS Radoslav	Draws 2 25%	3 67%	5 50%
		Take-outs 8 78%	1 100%	9 81%
		Total 10 68%	4 75%	14 70%
2	PITONAK Dusan	Draws 2 63%	5 75%	7 71%
		Take-outs 7 36%	0 -	7 36%
		Total 9 42%	5 75%	14 54%
1	KUNKELOVA Monika	Draws 6 88%	4 75%	10 83%
		Take-outs 4 63%	0 -	4 63%
		Total 10 78%	4 75%	14 77%
A	KANOVA Alena	Draws 0 -	0 -	0 -
		Take-outs 0 -	0 -	0 -
		Total 0 -	0 -	0 -
Team		Draws 14 50%	15 65%	29 58%
		Take-outs 23 55%	4 88%	27 60%
		Total 37 53%	19 70%	56 59%

NOR - Norway		⌚	⌚	Game
4	STORDAHL Jostein	Draws 8 69%	3 92%	11 75%
		Take-outs 2 75%	1 100%	3 83%
		Total 10 70%	4 94%	14 77%
3	SYVERSEN Ole Fredrik	Draws 5 75%	2 100%	7 82%
		Take-outs 5 80%	2 25%	7 64%
		Total 10 78%	4 63%	14 73%
2	SKOGSTAD Geir Arne	Draws 3 58%	2 0%	5 35%
		Take-outs 5 55%	4 19%	9 39%
		Total 8 56%	6 13%	14 38%
1	LOECHEN Sissel	Draws 9 92%	0 -	9 92%
		Take-outs 4 75%	1 100%	5 80%
		Total 13 87%	1 100%	14 88%
A	SVEBERG Mia	Draws 0 -	0 -	0 -
		Take-outs 0 -	0 -	0 -
		Total 0 -	0 -	0 -
Team		Draws 25 77%	7 68%	32 75%
		Take-outs 16 70%	8 41%	24 60%
		Total 41 74%	15 53%	56 69%

**Note:**  
Position and function for each team member:  
4 = Fourth, 3 = Third, 2 = Second, 1 = Lead, A = Alternate, S = Skip, V = Vice-Skip

**Legend:**  
⌚ Clockwise      ⌚ Counter-clockwise      F Female  
LSFE(\*) Last Stone First End      M Male      X Unplayed/unfinished end due to concession



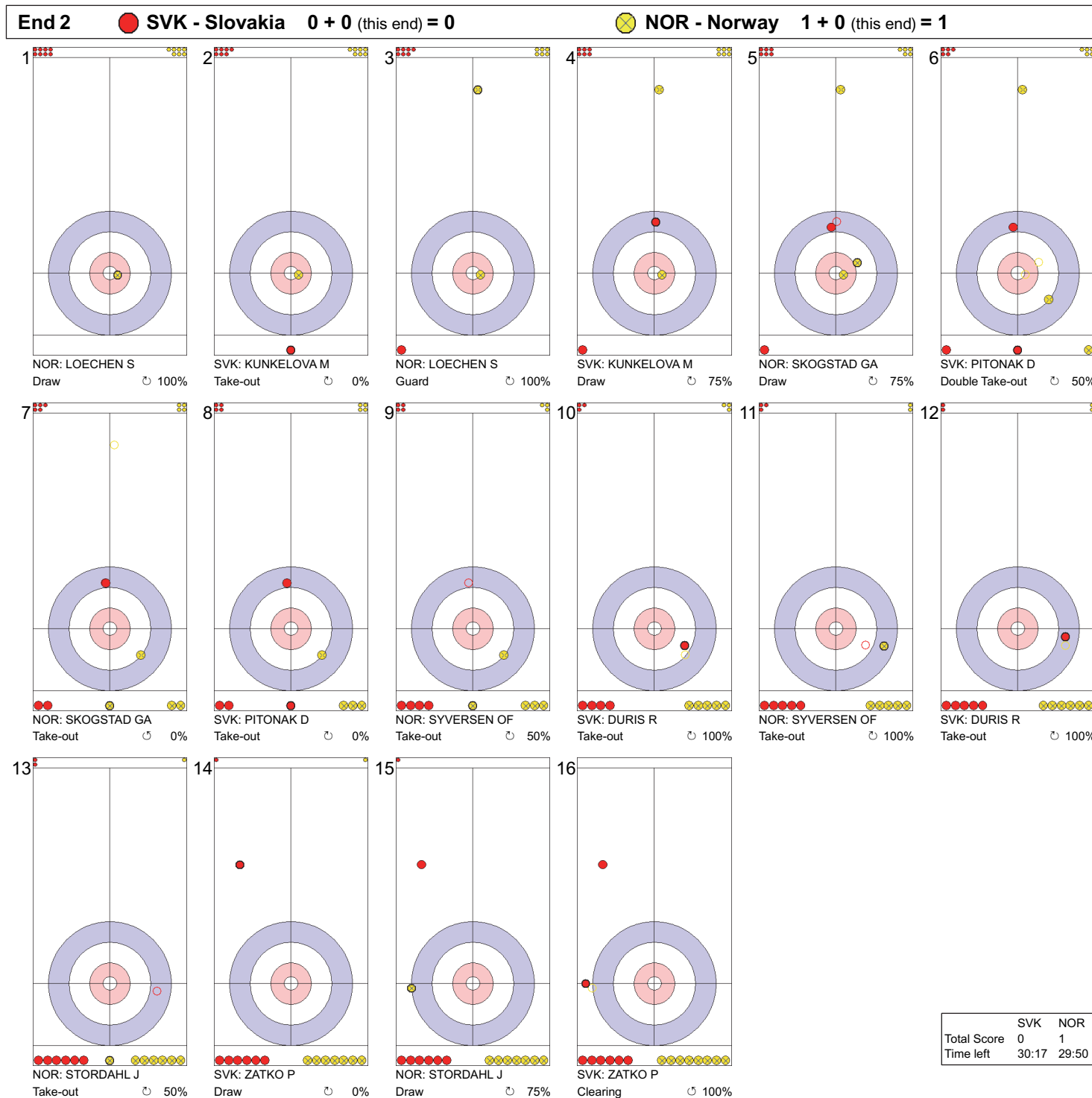
**Game - Shot by Shot**  
每投统计数据



**Legend:**  
 ↻ Clockwise      ↺ Counter-clockwise      - Not considered



Game - Shot by Shot  
每投统计数据

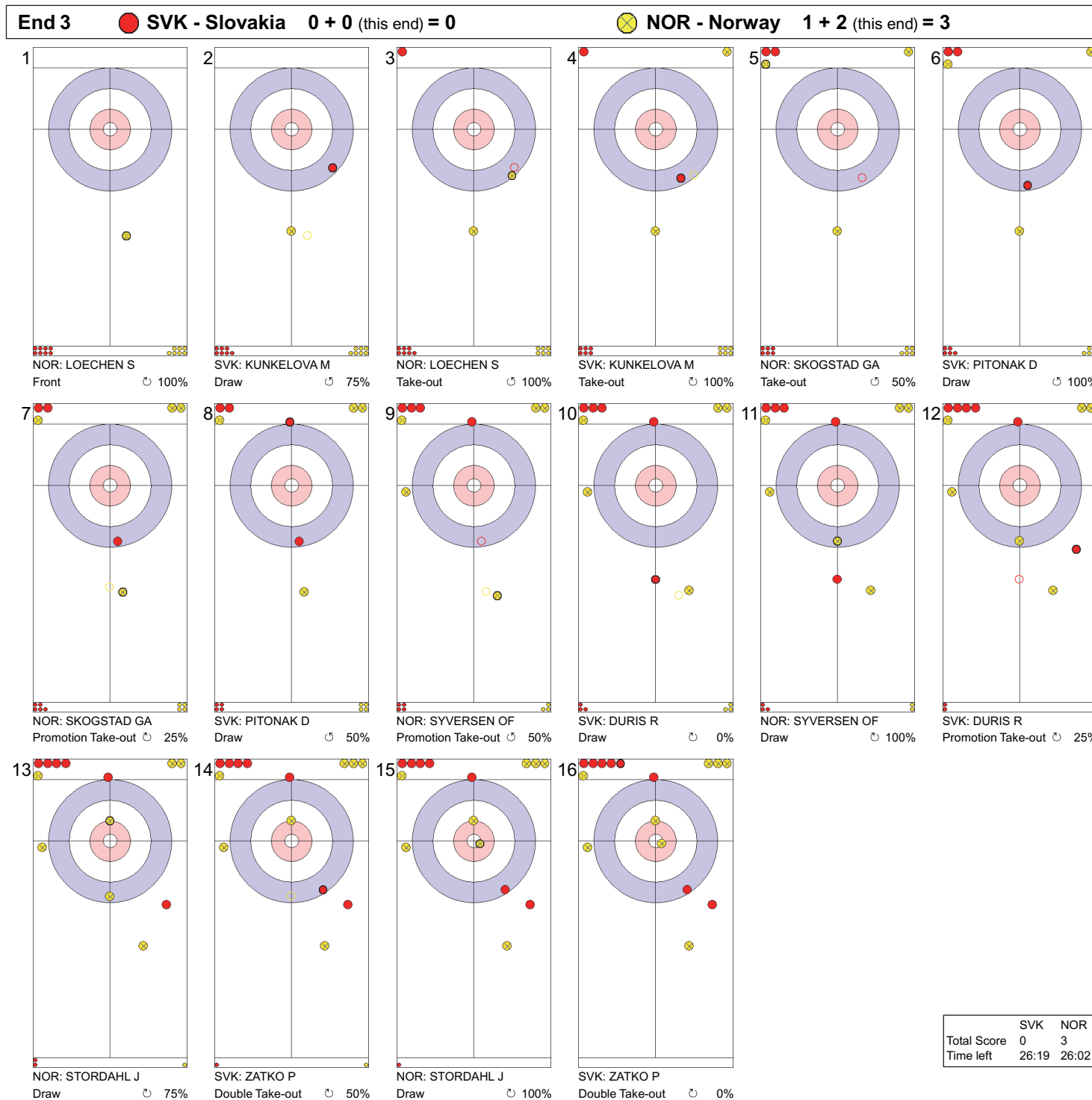


Legend:

↻ Clockwise      ↺ Counter-clockwise      - Not considered



### Game - Shot by Shot 每投统计数据

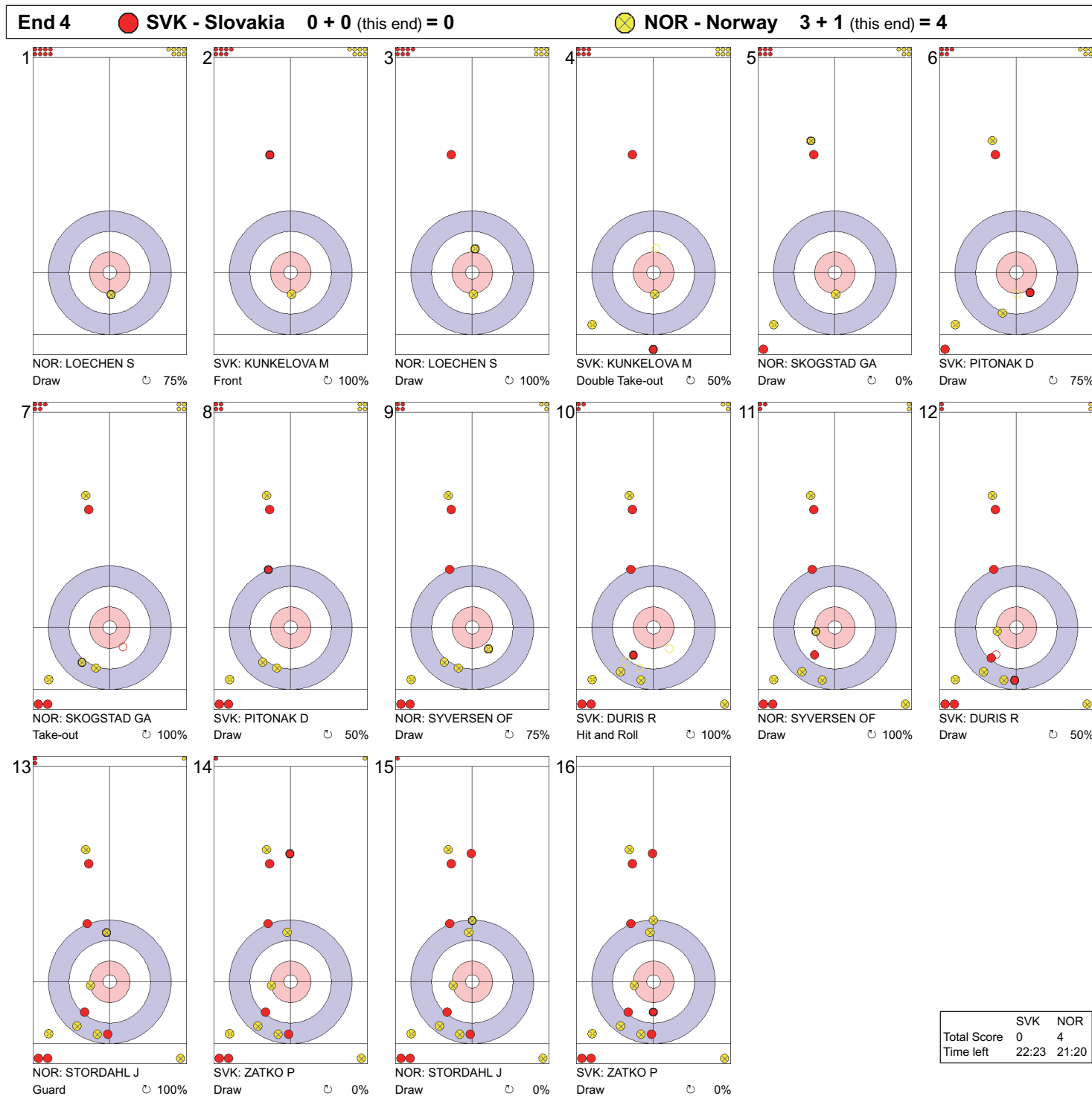


**Legend:**

↻ Clockwise      ↺ Counter-clockwise      - Not considered



Game - Shot by Shot  
每投统计数据



Legend:

↻ Clockwise      ↺ Counter-clockwise      - Not considered



**Game - Shot by Shot**  
每投统计数据

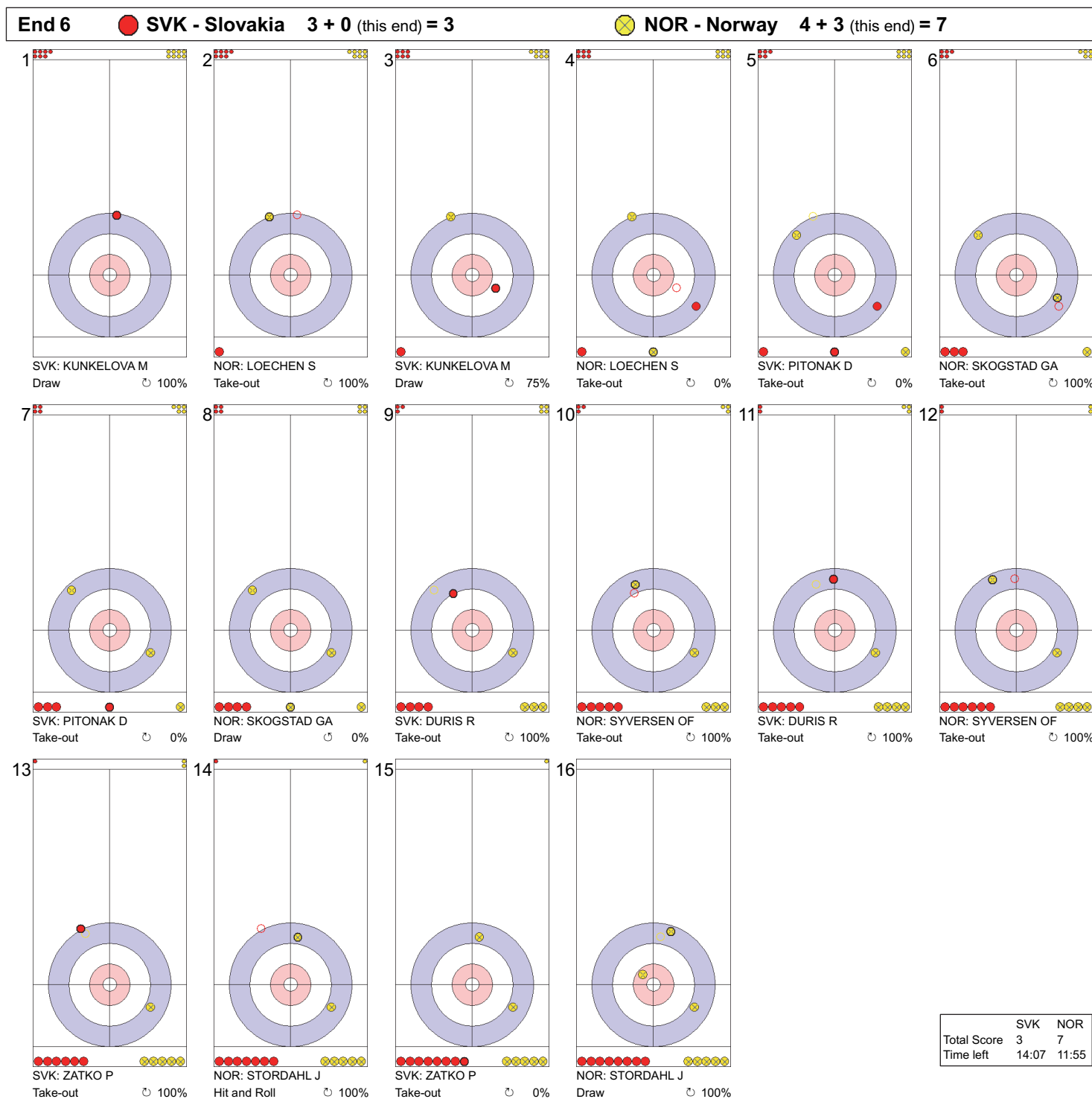


**Legend:**

↻ Clockwise      ↺ Counter-clockwise      - Not considered



**Game - Shot by Shot**  
每投统计数据

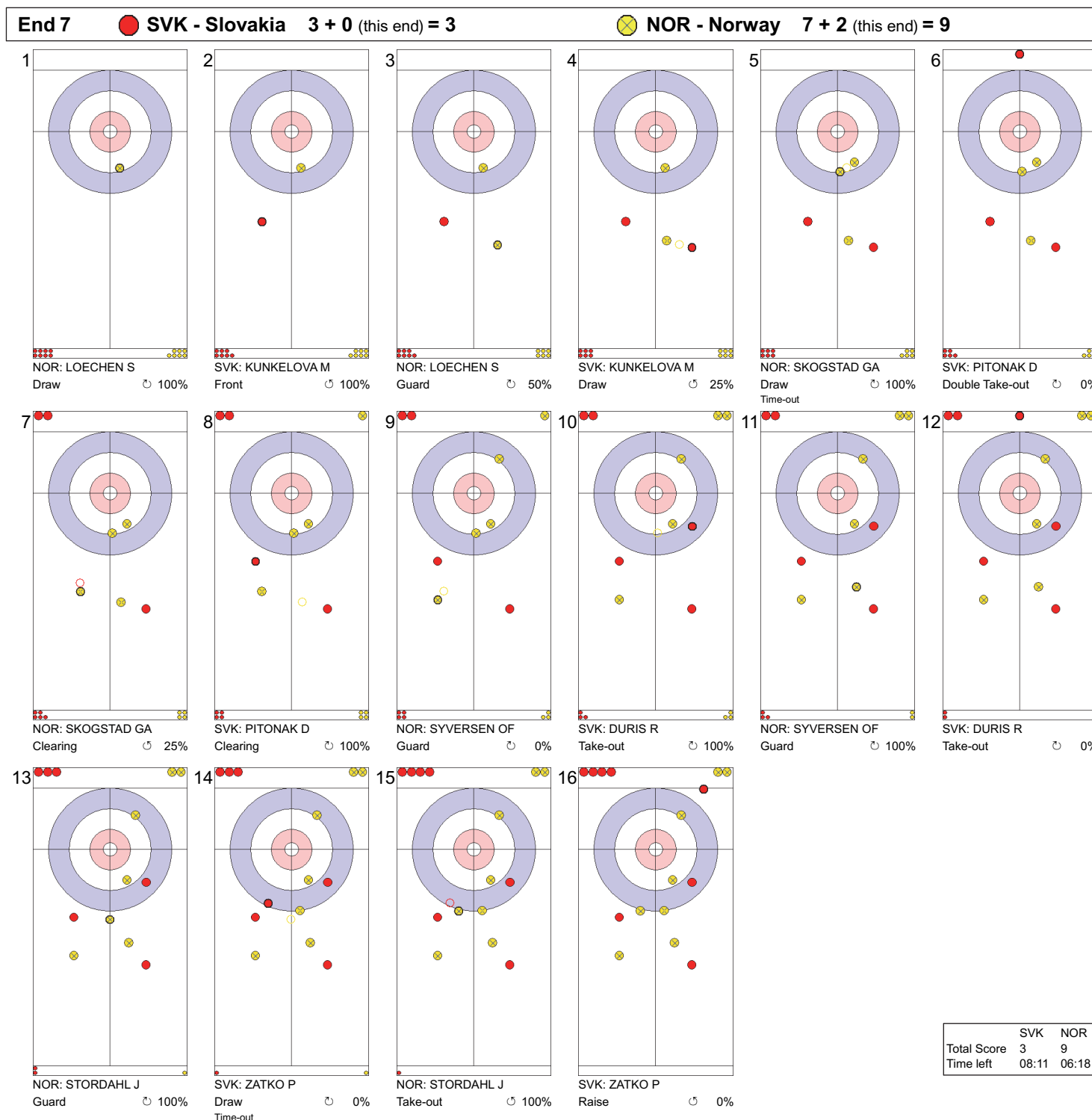


**Legend:**

↻ Clockwise      ↺ Counter-clockwise      - Not considered



**Game - Shot by Shot**  
每投统计数据



**Legend:**

🕒 Clockwise

🕒 Counter-clockwise

- Not considered





## Game Results

### 比赛成绩

Sheet	Game	Team	LSFE	1	2	3	4	5	6	7	8	Extra Ends	Total
C	2	CHN - People's Republic of China		0	0	0	0	0	0	1	X		1
	2	SWE - Sweden	*	0	1	0	1	2	1	0	X		5

CHN - People's Republic of China			Shot Success	
			Game	All
4 S	WANG Haitao	M	40%	50%
3 V	CHEN Jianxin	M	55%	59%
2	ZHANG Mingliang	M	70%	61%
1	YAN Zhuo	F	78%	75%
A	SUN Yulong	M	-	-
Team Total			62%	62%

SWE - Sweden			Shot Success	
			Game	All
4 S	PETTERSSON-DAHL Viljo	M	81%	83%
3	PERSSON Ronny	M	83%	59%
2	ENGBORG Mats-Ola	M	75%	86%
1 V	ULANDER Kristina	F	70%	81%
A	JOHANSSON Sabina	F	-	-
Team Total			77%	77%

Last Stone Draw		Distance
⌚	ZHANG Mingliang	199.6cm
⌚	CHEN Jianxin	60.8cm
<b>Total</b>		<b>260.4cm</b>

Time remaining: 3 minutes 1 second

Time-out: End 6 - CHN stone 8

Last Stone Draw		Distance
⌚	PETTERSSON-DAHL Viljo	62.5cm
⌚	PERSSON Ronny	60.9cm
<b>Total</b>		<b>123.4cm</b>

Time remaining: 4 minutes 56 seconds

Time-out: End 7 - SWE stone 5

## Shot Success Analysis

CHN - People's Republic of China		⌚	⌚	Game	
4	WANG Haitao	Draws	0 - 3 8%	3 8%	
		Take-outs	6 38% 4 69%	10 50%	
		Total	6 38% 7 43%	13 40%	
3	CHEN Jianxin	Draws	5 75% 5 30%	10 53%	
		Take-outs	2 50% 4 63%	6 58%	
		Total	7 68% 9 44%	16 55%	
2	ZHANG Mingliang	Draws	9 86% 4 44%	13 73%	
		Take-outs	2 63% 1 50%	3 58%	
		Total	11 82% 5 45%	16 70%	
1	YAN Zhuo	Draws	10 85% 2 75%	12 83%	
		Take-outs	3 83% 1 0%	4 63%	
		Total	13 85% 3 50%	16 78%	
A	SUN Yulong	Draws	0 - 0 -	0 -	
		Take-outs	0 - 0 -	0 -	
		Total	0 - 0 -	0 -	
Team		Draws	24 83% 14 36%	38 66%	
		Take-outs	13 54% 10 58%	23 55%	
		Total	37 73% 24 45%	61 62%	

SWE - Sweden		⌚	⌚	Game	
4	PETTERSSON-DAHL Viljo	Draws	2 100% 6 67%	8 75%	
		Take-outs	3 100% 2 75%	5 90%	
		Total	5 100% 8 69%	13 81%	
3	PERSSON Ronny	Draws	5 85% 1 100%	6 88%	
		Take-outs	4 100% 5 65%	9 81%	
		Total	9 92% 6 71%	15 83%	
2	ENGBORG Mats-Ola	Draws	4 69% 1 0%	5 55%	
		Take-outs	8 88% 3 75%	11 84%	
		Total	12 81% 4 56%	16 75%	
1	ULANDER Kristina	Draws	10 75% 2 38%	12 69%	
		Take-outs	1 50% 1 100%	2 75%	
		Total	11 73% 3 58%	14 70%	
A	JOHANSSON Sabina	Draws	0 - 0 -	0 -	
		Take-outs	0 - 0 -	0 -	
		Total	0 - 0 -	0 -	
Team		Draws	21 79% 10 58%	31 72%	
		Take-outs	16 91% 11 73%	27 83%	
		Total	37 84% 21 65%	58 77%	

### Note:

Position and function for each team member:

4 = Fourth, 3 = Third, 2 = Second, 1 = Lead, A = Alternate, S = Skip, V = Vice-Skip

### Legend:

⌚ Clockwise

⌚ Counter-clockwise

F Female

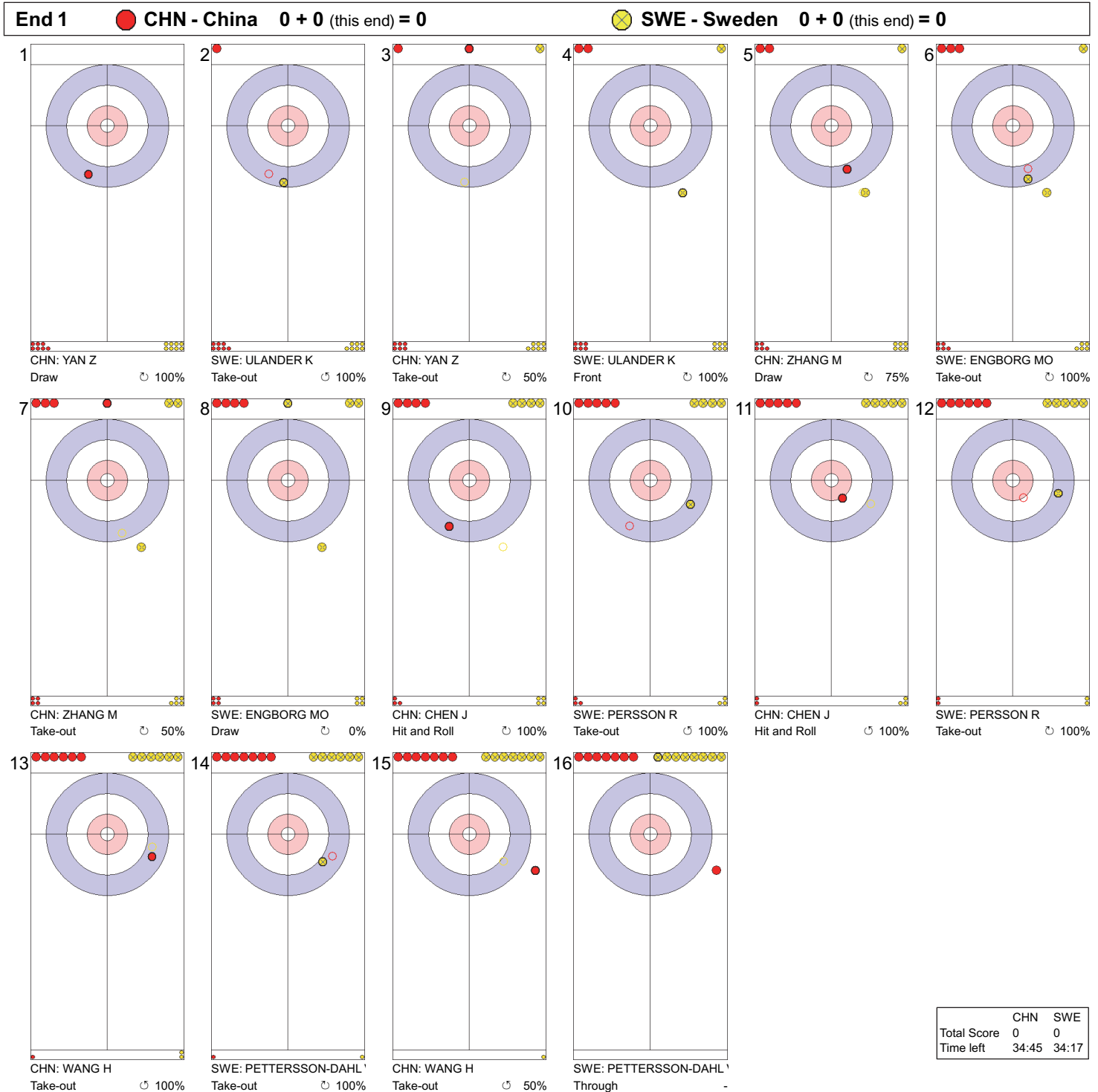
LSFE(\*) Last Stone First End



M Male

X Unplayed/unfinished end due to concession



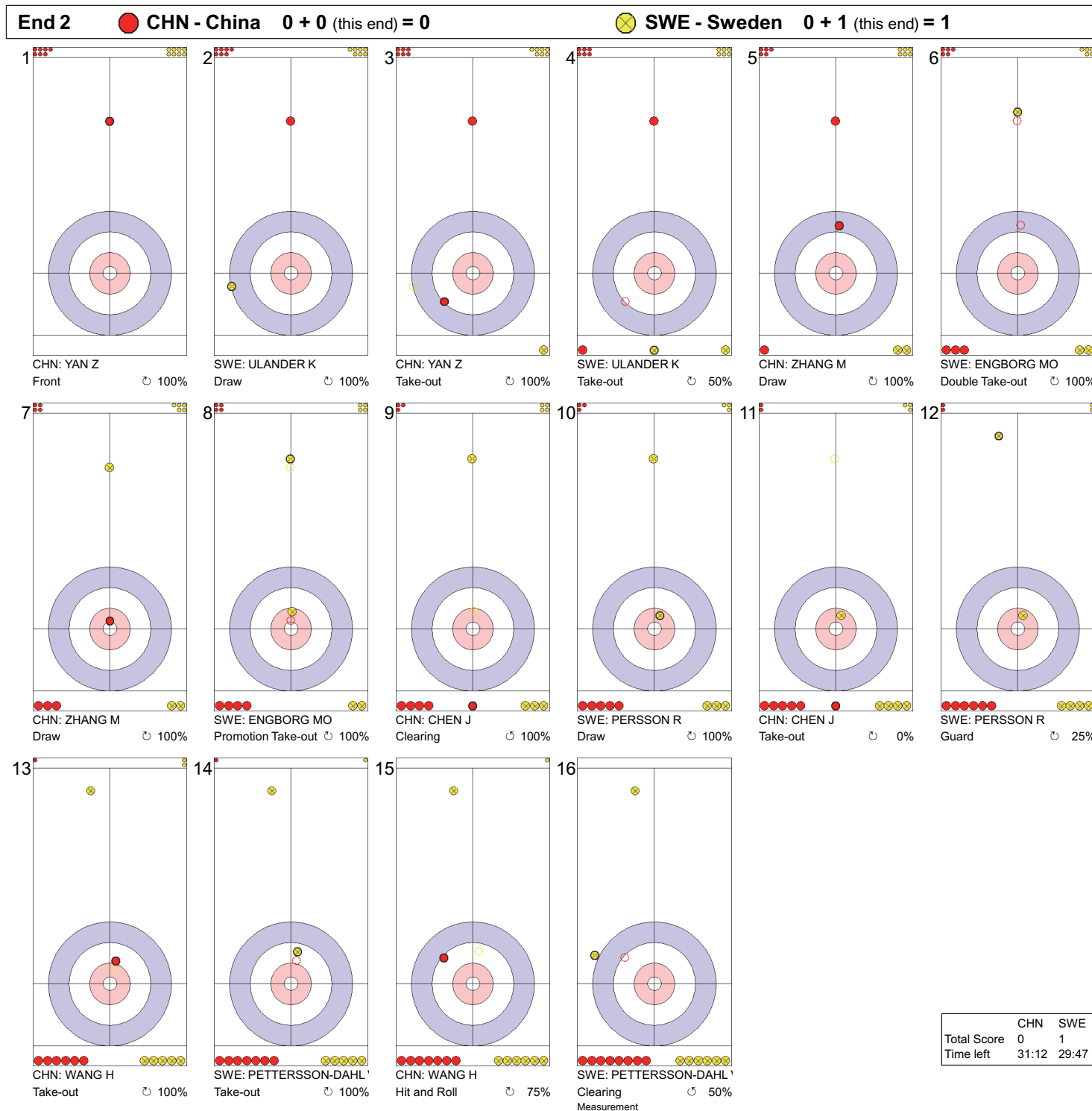
**Game - Shot by Shot**  
每投统计数据



**Legend:**  
 Clockwise     
  Counter-clockwise     
 - Not considered



**Game - Shot by Shot**  
每投统计数据



**Legend:**  
 Clockwise     
 Counter-clockwise     
 - Not considered



**Game - Shot by Shot**  
每投统计数据

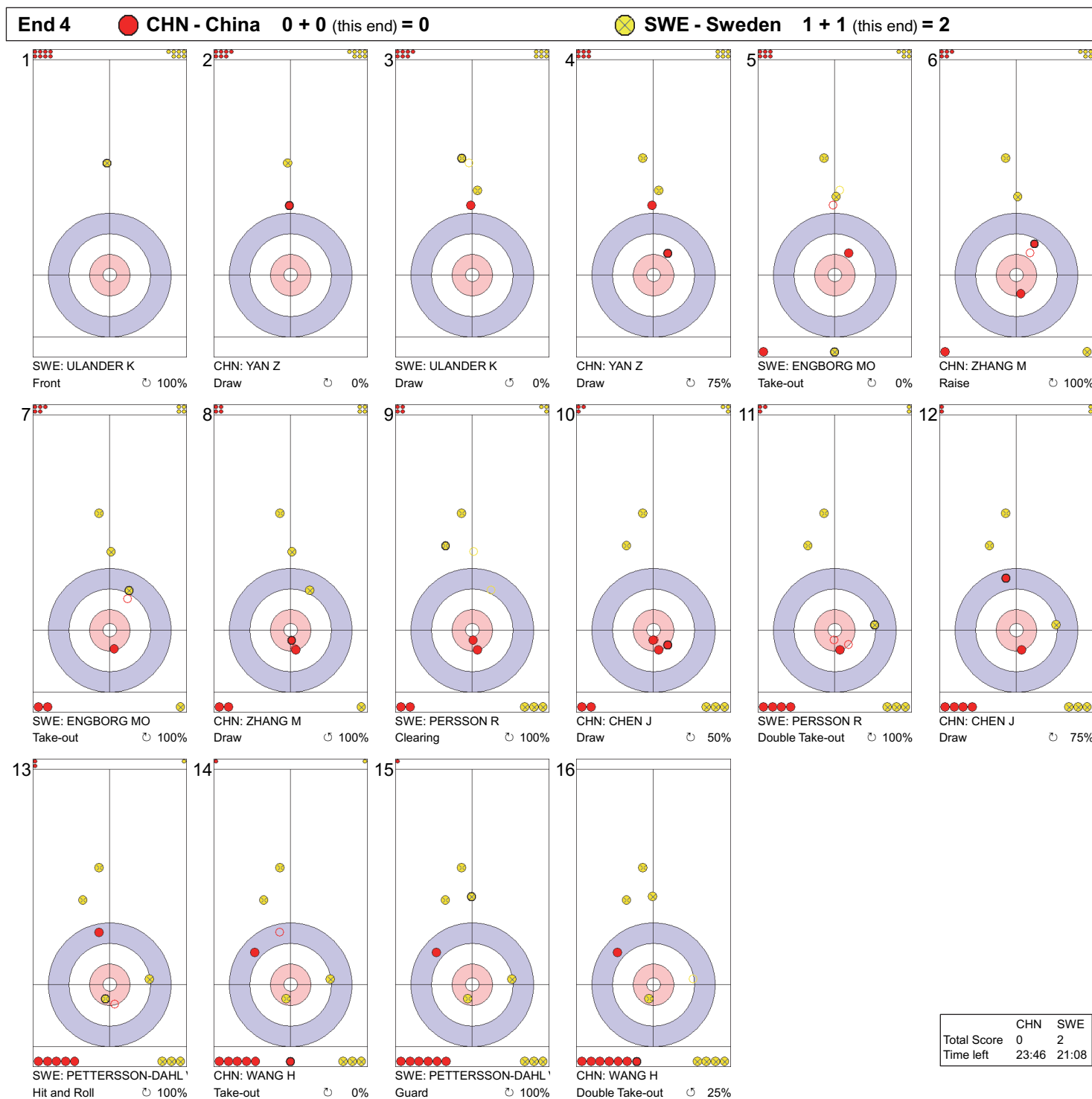


**Legend:**

↻ Clockwise      ↺ Counter-clockwise      - Not considered



**Game - Shot by Shot**  
每投统计数据



**Legend:**

↻ Clockwise      ↺ Counter-clockwise      - Not considered



**Game - Shot by Shot**  
每投统计数据

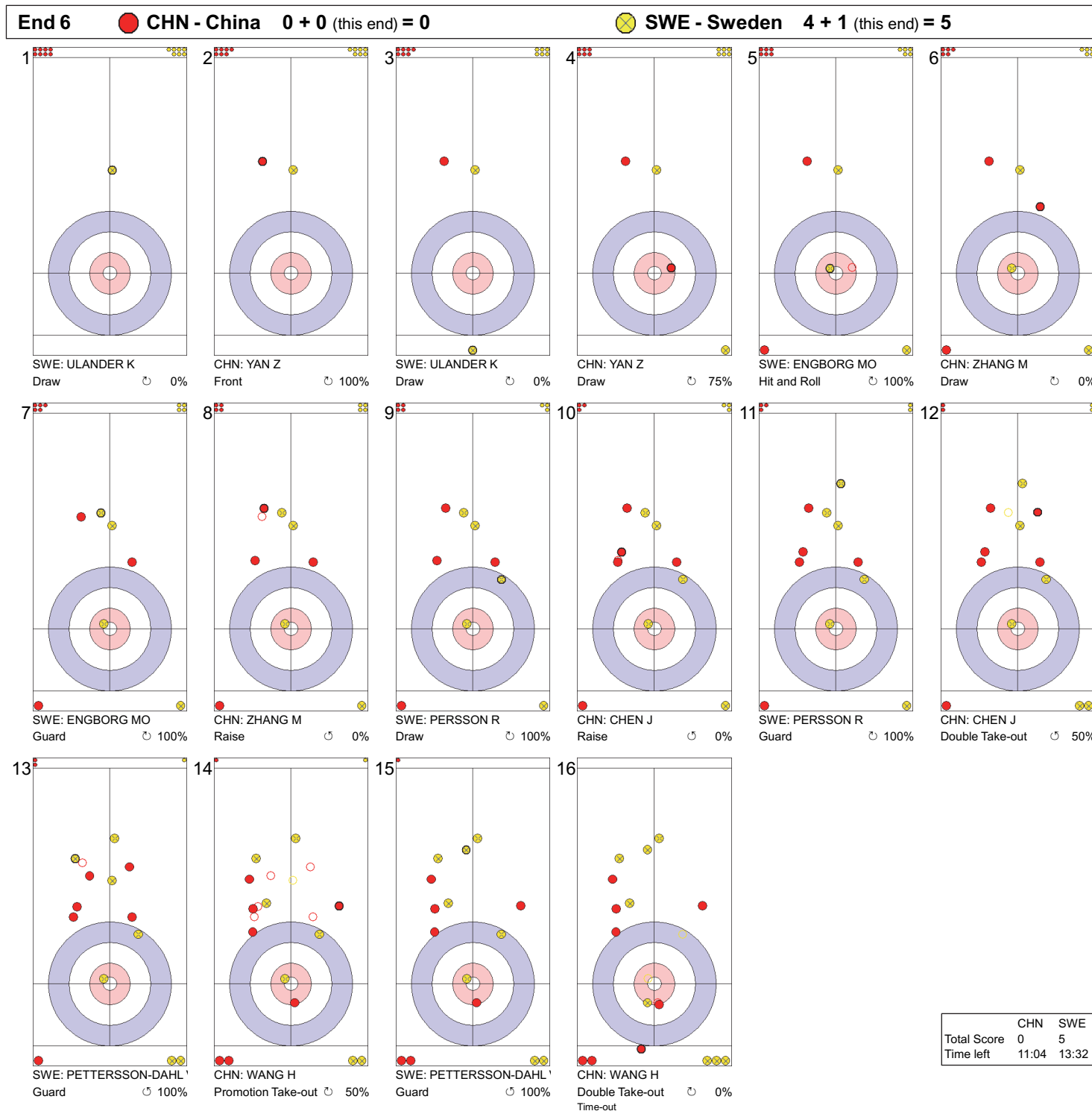


**Legend:**

↻ Clockwise   ↺ Counter-clockwise   - Not considered



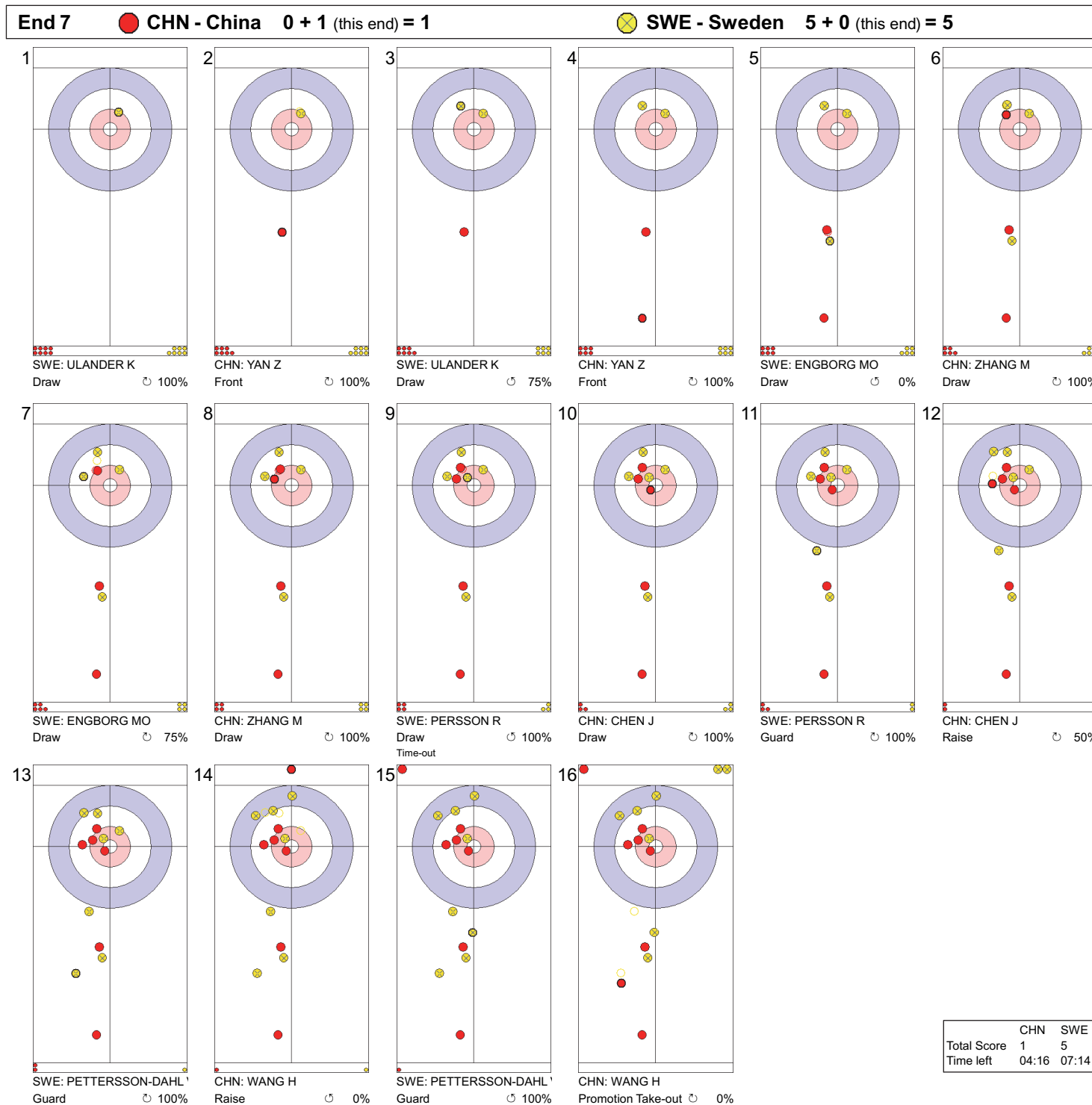
**Game - Shot by Shot**  
每投统计数据



**Legend:**  
 Clockwise     
 Counter-clockwise     
 - Not considered



Game - Shot by Shot  
每投统计数据



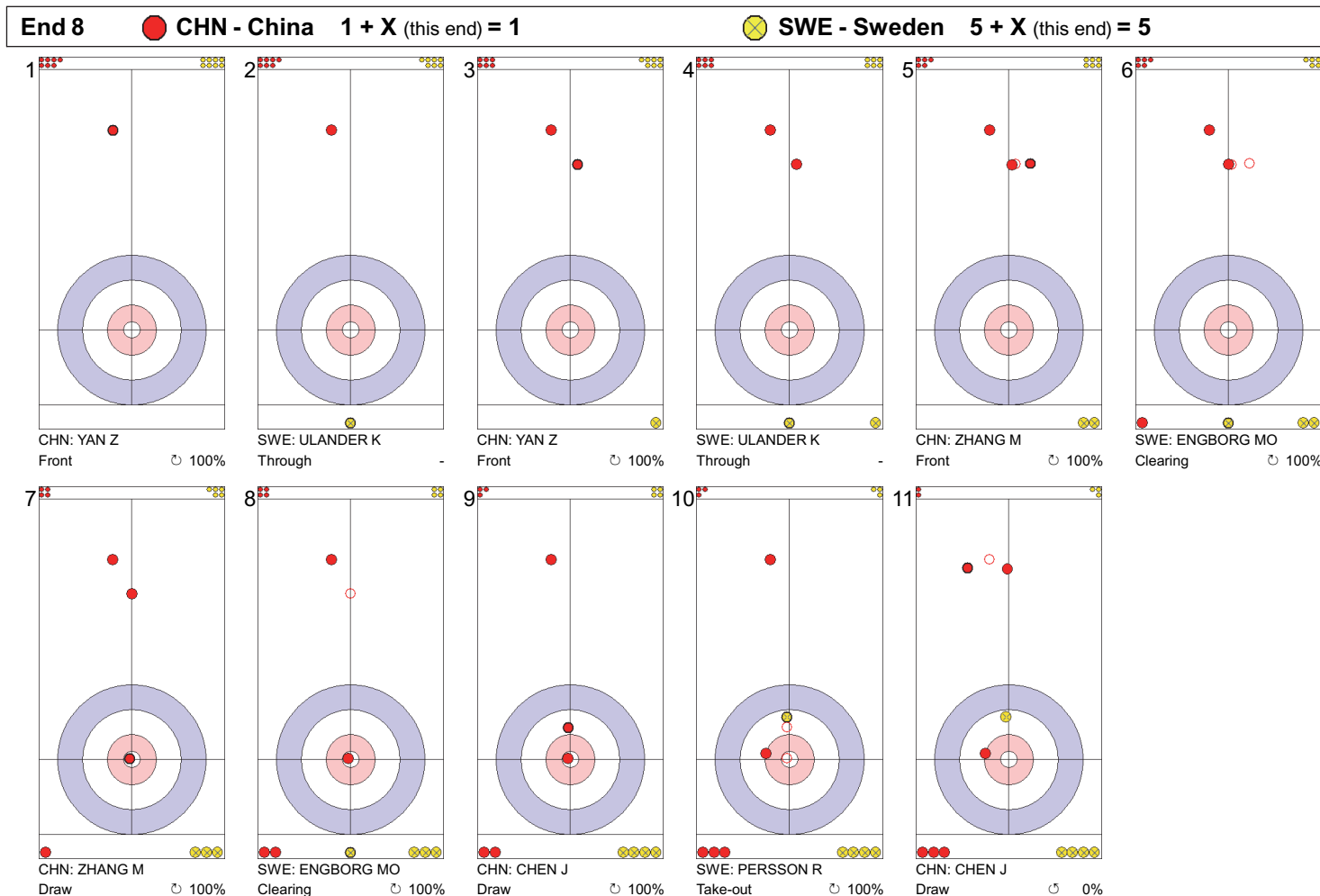
Legend:

↻ Clockwise      ↺ Counter-clockwise      - Not considered





### Game - Shot by Shot 每投统计数据



	CHN	SWE
Total Score	1	5
Time left	03:01	04:56

**Legend:**

- ↻ Clockwise
- ↺ Counter-clockwise
- Not considered
- X Unfinished end due to concession



## Session Results and Standings

每轮比赛成绩和排名

Sheet	Game	Team	LSFE	1	2	3	4	5	6	7	8	Extra	Ends	Total
A	1	LAT - Latvia		1	0	3	1	0	2	1	X			8
	1	KOR - Republic of Korea	*	0	2	0	0	2	0	0	X			4
B	2	USA - United States of America	*	2	1	0	2	0	1	0	0			6
	2	GBR - Great Britain		0	0	3	0	2	0	2	3			10
D	2	CAN - Canada	*	0	3	0	0	3	0	2	X			8
	2	SUI - Switzerland		0	0	1	1	0	2	0	X			4

## Current Standings

Rank	Team	Games	Wins	Losses
1	CAN - Canada	2	2	0
2	LAT - Latvia	1	1	0
2	NOR - Norway	1	1	0
2	SVK - Slovakia	1	1	0
2	SWE - Sweden	1	1	0
6	GBR - Great Britain	2	1	1
7	CHN - People's Republic of China	1	0	1
7	KOR - Republic of Korea	1	0	1
9	SUI - Switzerland	2	0	2
9	USA - United States of America	2	0	2
	EST - Estonia	0		

**Note:**  
Under WCF rules, tie-breaking rules for standings are not applied until after the last game of the round robin.

**Legend:**  
LSFE(\*) Last Stone First End      X      Unplayed/unfinished end due to concession



## Game Results

### 比赛成绩

Sheet	Game	Team	LSFE	1	2	3	4	5	6	7	8	Extra Ends	Total
A	1	LAT - Latvia		1	0	3	1	0	2	1	X		8
	1	KOR - Republic of Korea	*	0	2	0	0	2	0	0	X		4

LAT - Latvia		Shot Success	Game	All
4 S	ROZKOVA Polina	F	55%	55%
3	DJACENKO Sergejs	M	73%	73%
2	LASMANS Agris	M	60%	60%
1 V	BRIEDIS Ojars	M	66%	66%
A	DIMBOVSKIS Aleksandrs	M	-	-
Team Total			64%	64%

KOR - Republic of Korea		Shot Success	Game	All
4 S	GO Seungnam	M	50%	50%
3	JANG Jaehyuk	M	55%	55%
2	JUNG Sunghun	M	38%	38%
1 V	BAEK Hyejin	F	80%	80%
A	YOON Eungu	M	-	-
Team Total			56%	56%

Last Stone Draw		Distance
☺	ROZKOVA Polina	34.5cm
☹	DJACENKO Sergejs	87.7cm
<b>Total</b>		<b>122.2cm</b>

Last Stone Draw		Distance
☺	BAEK Hyejin	77.4cm
☹	GO Seungnam	101.7cm
<b>Total</b>		<b>179.1cm</b>

Time remaining: 3 minutes 26 seconds

Time remaining: 2 minutes 17 seconds

Team LAT forfeits the LSFE as per the Team Meeting attendance rule C2(i).

Time-out: End 8 - KOR stone 4

## Shot Success Analysis

LAT - Latvia		☺	☹	Game
4	ROZKOVA Polina	Draws 2 50%	3 25%	5 35%
		Take-outs 6 67%	3 67%	9 67%
		Total 8 63%	6 46%	14 55%
3	DJACENKO Sergejs	Draws 3 92%	4 88%	7 89%
		Take-outs 6 58%	3 67%	9 61%
		Total 9 69%	7 79%	16 73%
2	LASMANS Agris	Draws 5 65%	0 -	5 65%
		Take-outs 6 63%	4 50%	10 58%
		Total 11 64%	4 50%	15 60%
1	BRIEDIS Ojars	Draws 1 75%	10 80%	11 80%
		Take-outs 2 0%	1 50%	3 17%
		Total 3 25%	11 77%	14 66%
A	DIMBOVSKIS Aleksandrs	Draws 0 -	0 -	0 -
		Take-outs 0 -	0 -	0 -
		Total 0 -	0 -	0 -
Team		Draws 11 70%	17 72%	28 71%
		Take-outs 20 56%	11 59%	31 57%
		Total 31 61%	28 67%	59 64%

KOR - Republic of Korea		☺	☹	Game
4	GO Seungnam	Draws 6 63%	2 50%	8 59%
		Take-outs 4 44%	2 25%	6 38%
		Total 10 55%	4 38%	14 50%
3	JANG Jaehyuk	Draws 3 67%	3 50%	6 58%
		Take-outs 7 54%	2 50%	9 53%
		Total 10 58%	5 50%	15 55%
2	JUNG Sunghun	Draws 8 41%	3 33%	11 39%
		Take-outs 2 25%	3 42%	5 35%
		Total 10 38%	6 38%	16 38%
1	BAEK Hyejin	Draws 13 75%	1 100%	14 77%
		Take-outs 0 -	2 100%	2 100%
		Total 13 75%	3 100%	16 80%
A	YOON Eungu	Draws 0 -	0 -	0 -
		Take-outs 0 -	0 -	0 -
		Total 0 -	0 -	0 -
Team		Draws 30 63%	9 50%	39 60%
		Take-outs 13 46%	9 53%	22 49%
		Total 43 58%	18 51%	61 56%

### Note:

Position and function for each team member:

4 = Fourth, 3 = Third, 2 = Second, 1 = Lead, A = Alternate, S = Skip, V = Vice-Skip

### Legend:

☺ Clockwise

☹ Counter-clockwise

F Female

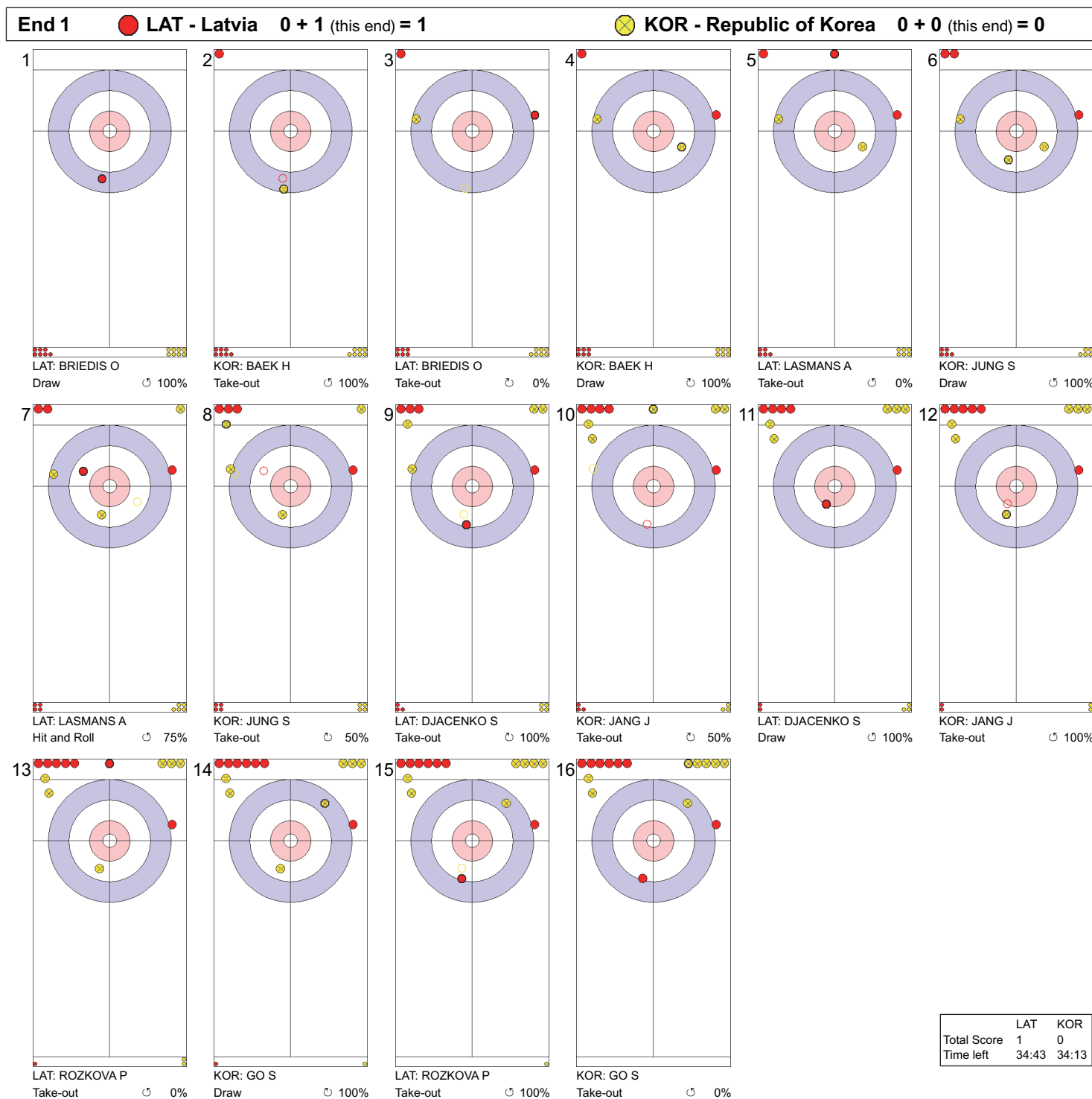
LSFE(\*) Last Stone First End

M Male

X Unplayed/unfinished end due to concession



**Game - Shot by Shot**  
每投统计数据

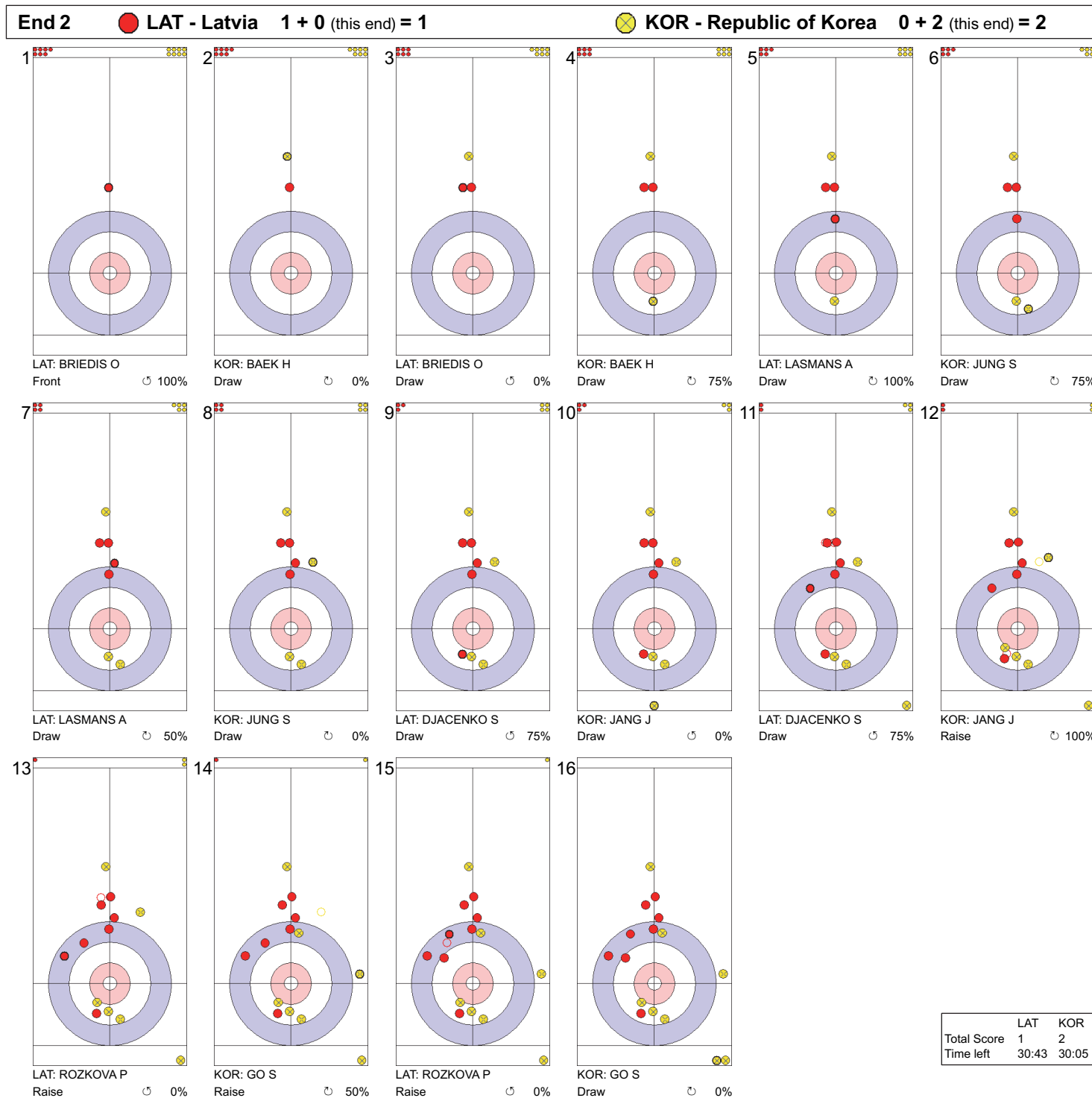


**Legend:**

↻ Clockwise      ↺ Counter-clockwise      - Not considered



Game - Shot by Shot  
每投统计数据



Legend:   
 ↻ Clockwise      ↺ Counter-clockwise      - Not considered



**Game - Shot by Shot**  
每投统计数据



**Legend:**

↻ Clockwise      ↺ Counter-clockwise      - Not considered



**Game - Shot by Shot**  
每投统计数据



**Legend:**

↻ Clockwise      ↺ Counter-clockwise      - Not considered



**Game - Shot by Shot**  
每投统计数据



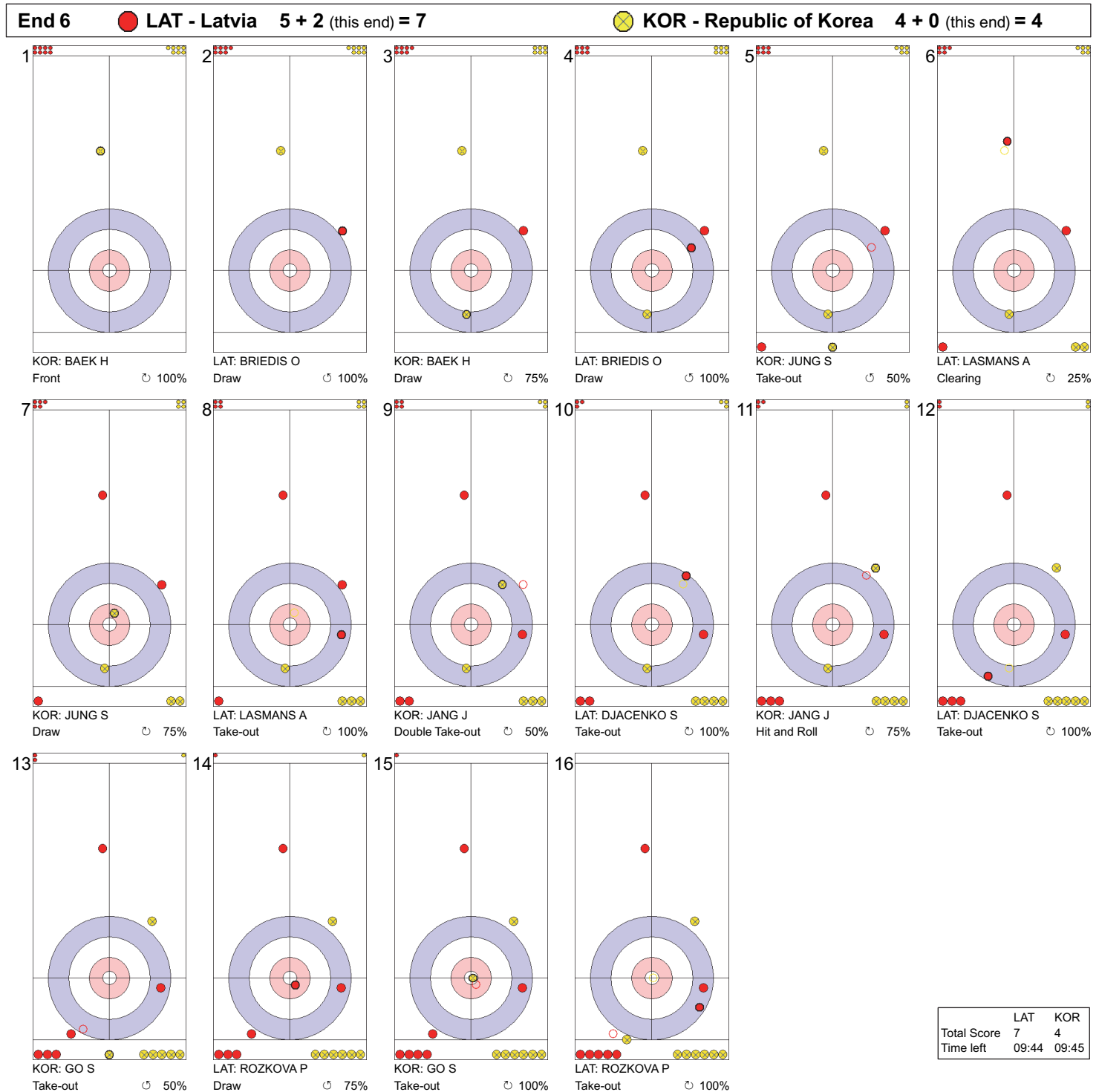
**Legend:**

↻ Clockwise      ↺ Counter-clockwise      - Not considered





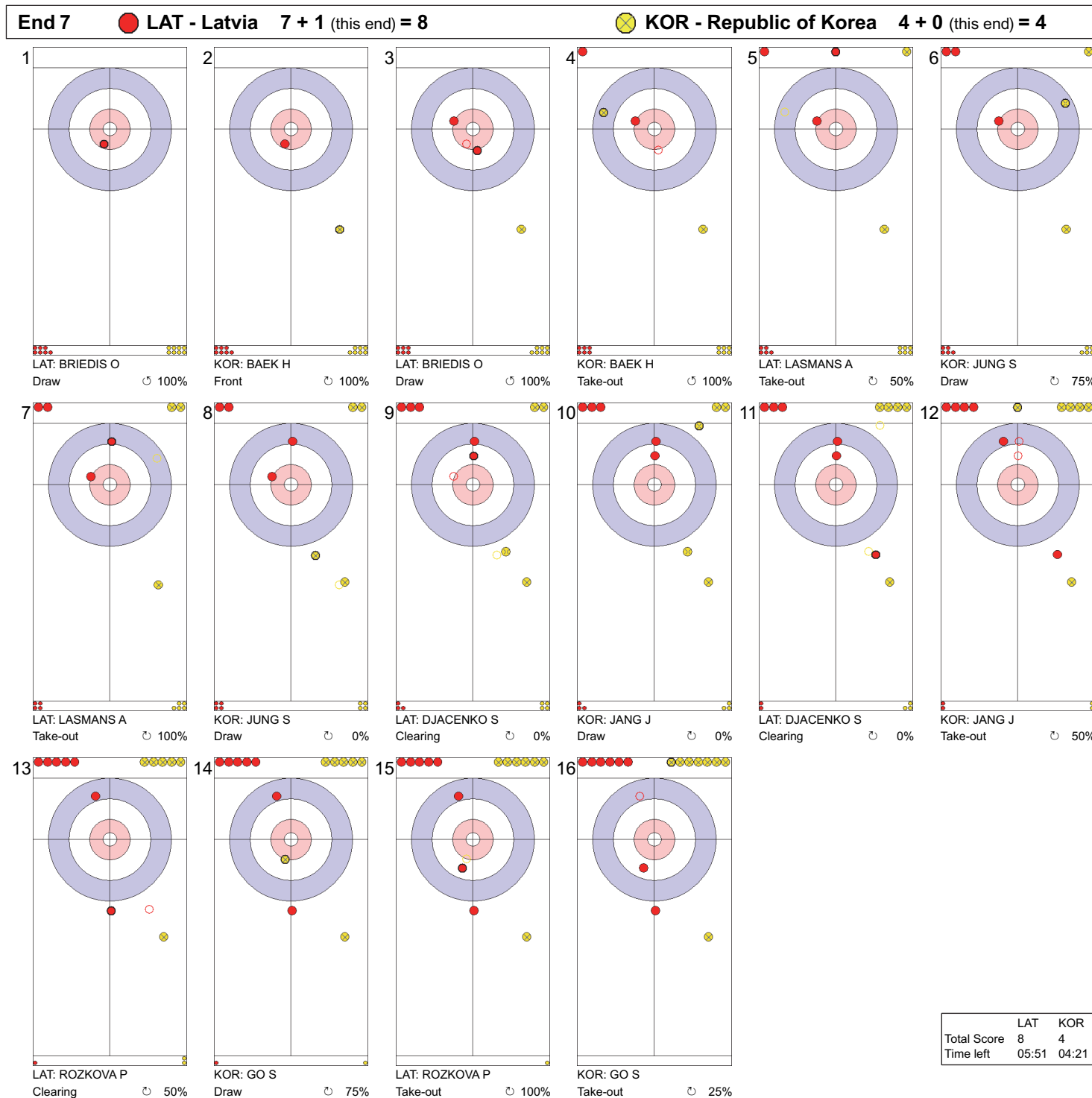
Game - Shot by Shot  
每投统计数据



**Legend:**  
 ↻ Clockwise      ↺ Counter-clockwise      - Not considered



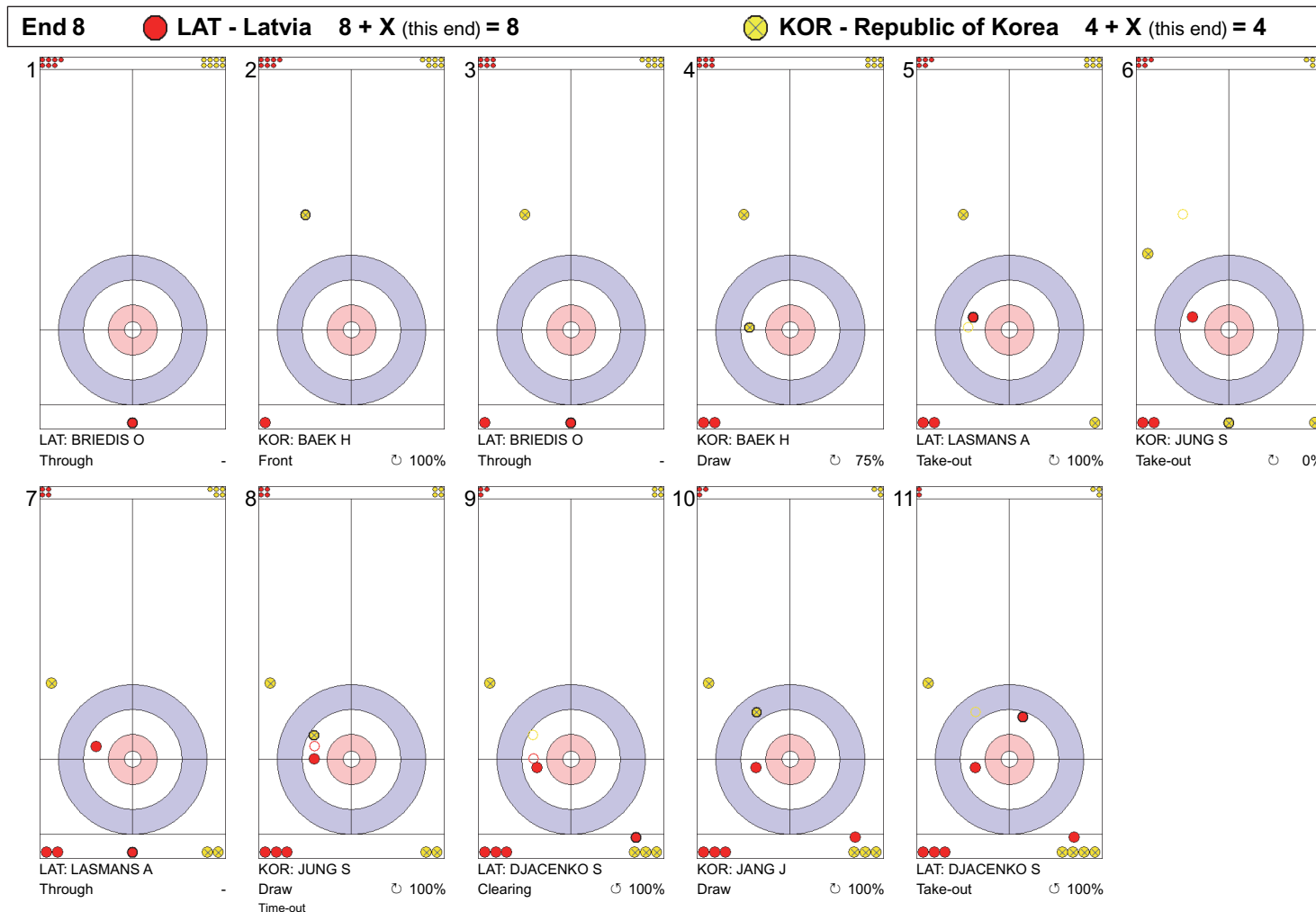
Game - Shot by Shot  
每投统计数据



**Legend:**  
 ↻ Clockwise      ↺ Counter-clockwise      - Not considered



Game - Shot by Shot  
每投统计数据



	LAT	KOR
Total Score	8	4
Time left	03:26	02:17

Legend:

- ⌚ Clockwise
- ⌚ Counter-clockwise
- Not considered
- X Unfinished end due to concession



## Game Results

### 比赛成绩

Sheet	Game	Team	LSFE	1	2	3	4	5	6	7	8	Extra Ends	Total
B	2	USA - United States of America	*	2	1	0	2	0	1	0	0		6
	2	GBR - Great Britain		0	0	3	0	2	0	2	3		10

USA - United States of America			Shot Success		
			Game	All	
4	S	THUMS Matthew	M	48%	46%
3	V	EMT Steve	M	64%	67%
2		SAMSA Dave	M	61%	62%
1		URANCHIMEG Batoyun	F	59%	58%
A		WILSON Pamela	F	-	-
Team Total				58%	58%

GBR - Great Britain			Shot Success		
			Game	All	
4	V	EWAN Gregor	M	80%	69%
3	S	NIBLOE Hugh	M	55%	55%
2		MELROSE David	M	50%	46%
1		DAWSON-FARRELL Meggan	F	58%	52%
A		SMITH Gary	M	-	-
Team Total				61%	55%

Last Stone Draw		Distance
⌚	EMT Steve	104.0cm
⌚	SAMSA Dave	121.1cm
<b>Total</b>		<b>225.1cm</b>

Time remaining: 0 minutes 47 seconds

Time-out: End 7 - USA stone 7

Last Stone Draw		Distance
⌚	MELROSE David	199.6cm
⌚	NIBLOE Hugh	199.6cm
<b>Total</b>		<b>399.2cm</b>

Time remaining: 1 minute 14 seconds

Time-out: End 8 - GBR stone 5

## Shot Success Analysis

USA - United States of America		⌚	⌚	Game	
4	THUMS Matthew	Draws	6 25%	5 65%	11 43%
		Take-outs	1 50%	3 67%	4 63%
		Total	7 29%	8 66%	15 48%
3	EMT Steve	Draws	7 68%	2 0%	9 53%
		Take-outs	4 75%	3 83%	7 79%
		Total	11 70%	5 50%	16 64%
2	SAMSA Dave	Draws	8 72%	3 50%	11 66%
		Take-outs	2 50%	3 50%	5 50%
		Total	10 68%	6 50%	16 61%
1	URANCHIMEG Batoyun	Draws	8 63%	4 38%	12 54%
		Take-outs	1 100%	3 67%	4 75%
		Total	9 67%	7 50%	16 59%
A	WILSON Pamela	Draws	0 -	0 -	0 -
		Take-outs	0 -	0 -	0 -
		Total	0 -	0 -	0 -
Team		Draws	29 59%	14 45%	43 54%
		Take-outs	8 69%	12 67%	20 68%
		Total	37 61%	26 55%	63 58%

GBR - Great Britain		⌚	⌚	Game	
4	EWAN Gregor	Draws	8 66%	4 100%	12 77%
		Take-outs	2 100%	2 75%	4 88%
		Total	10 73%	6 92%	16 80%
3	NIBLOE Hugh	Draws	7 50%	3 58%	10 53%
		Take-outs	3 67%	3 50%	6 58%
		Total	10 55%	6 54%	16 55%
2	MELROSE David	Draws	6 67%	3 33%	9 56%
		Take-outs	5 60%	2 0%	7 43%
		Total	11 64%	5 20%	16 50%
1	DAWSON-FARRELL Meggan	Draws	8 69%	2 100%	10 75%
		Take-outs	6 29%	0 -	6 29%
		Total	14 52%	2 100%	16 58%
A	SMITH Gary	Draws	0 -	0 -	0 -
		Take-outs	0 -	0 -	0 -
		Total	0 -	0 -	0 -
Team		Draws	29 63%	12 73%	41 66%
		Take-outs	16 55%	7 43%	23 51%
		Total	45 60%	19 62%	64 61%

### Note:

Position and function for each team member:

4 = Fourth, 3 = Third, 2 = Second, 1 = Lead, A = Alternate, S = Skip, V = Vice-Skip

### Legend:

⌚ Clockwise

⌚ Counter-clockwise

F Female

LSFE(\*) Last Stone First End

M Male



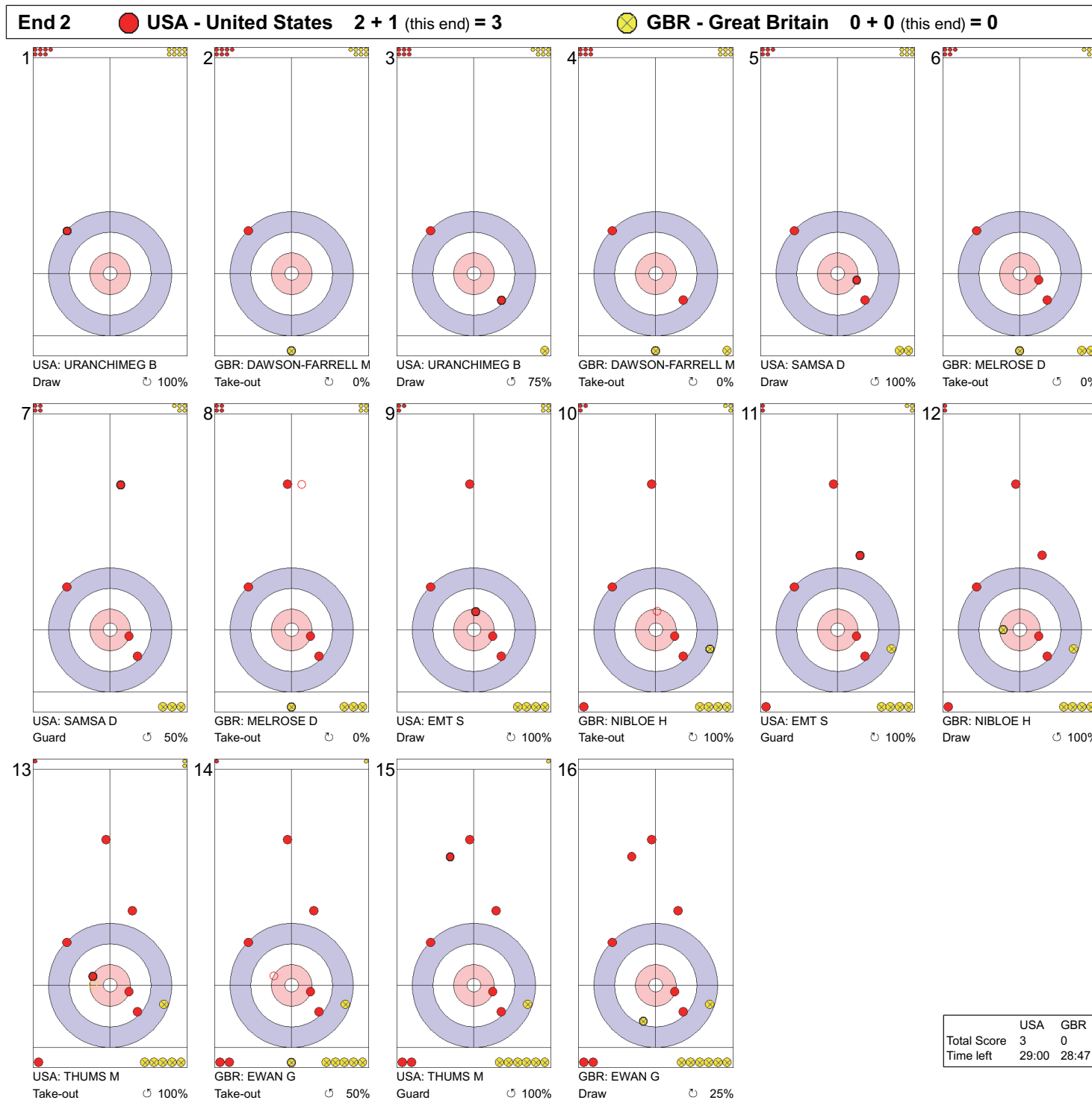
**Game - Shot by Shot**  
每投统计数据



**Legend:**  
 ↻ Clockwise      ↺ Counter-clockwise      - Not considered



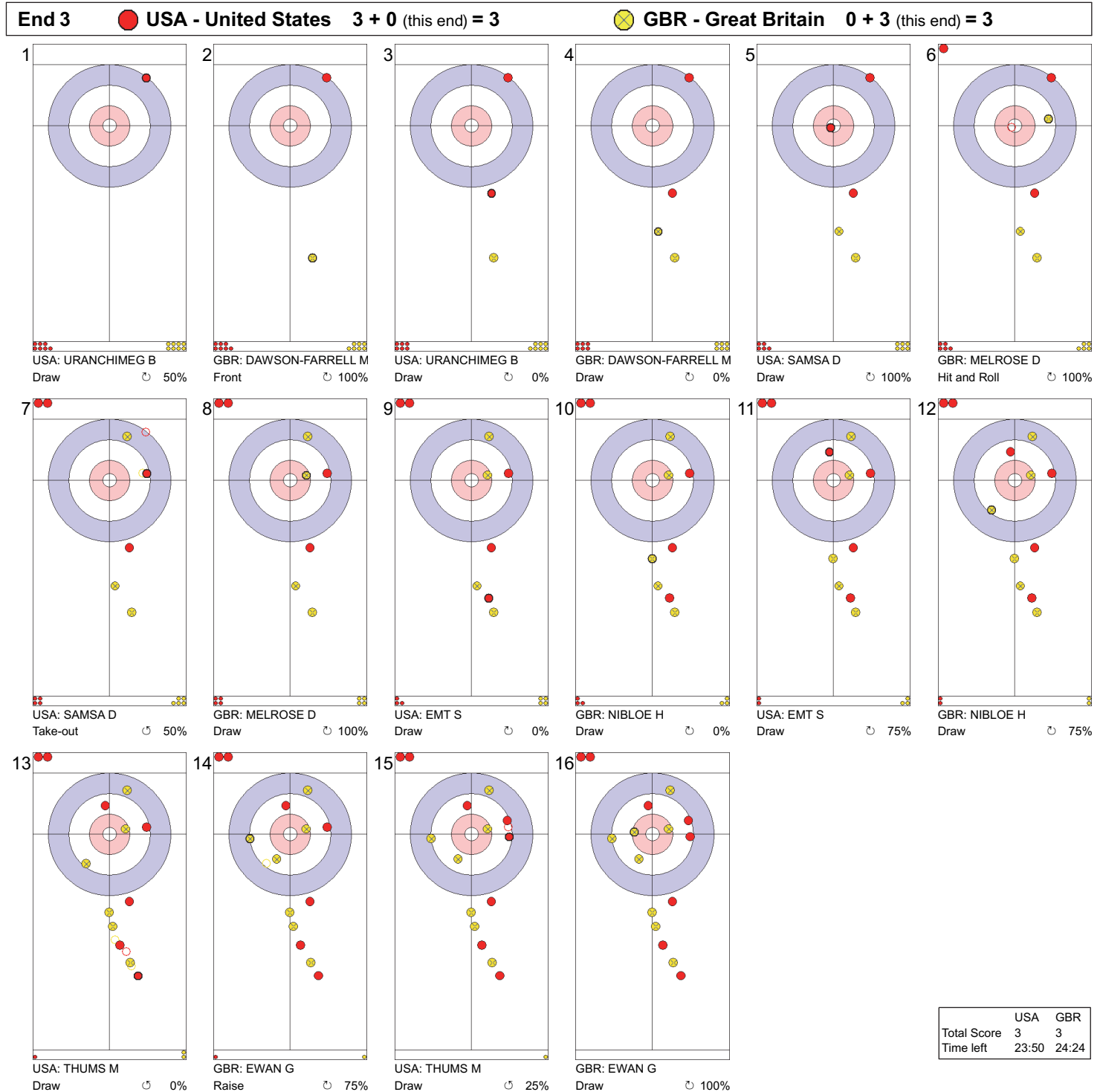
**Game - Shot by Shot**  
每投统计数据



**Legend:**  
 ↻ Clockwise   ↺ Counter-clockwise   - Not considered



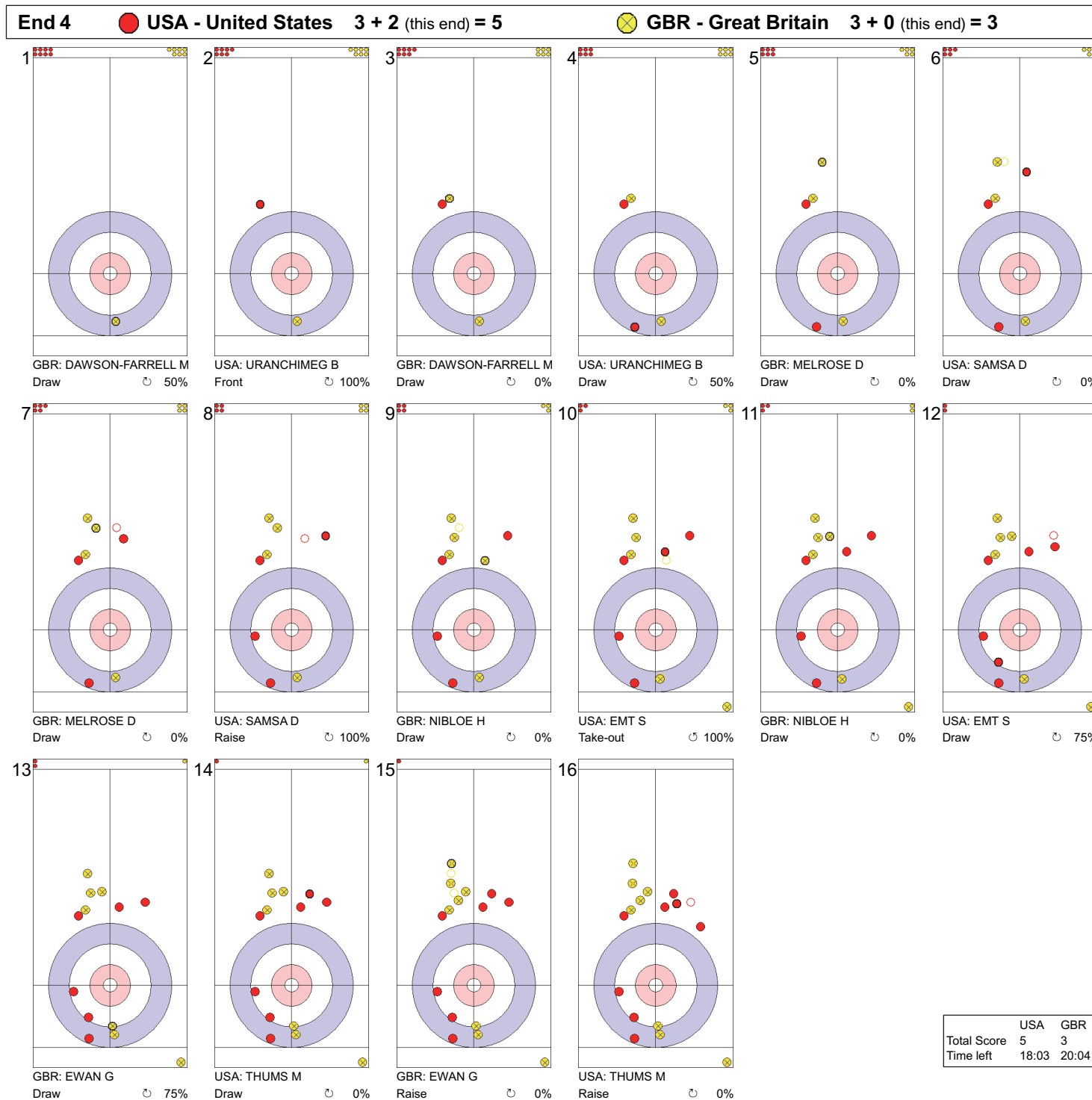
**Game - Shot by Shot**  
每投统计数据



**Legend:**  
 ↻ Clockwise      ↺ Counter-clockwise      - Not considered



**Game - Shot by Shot**  
每投统计数据



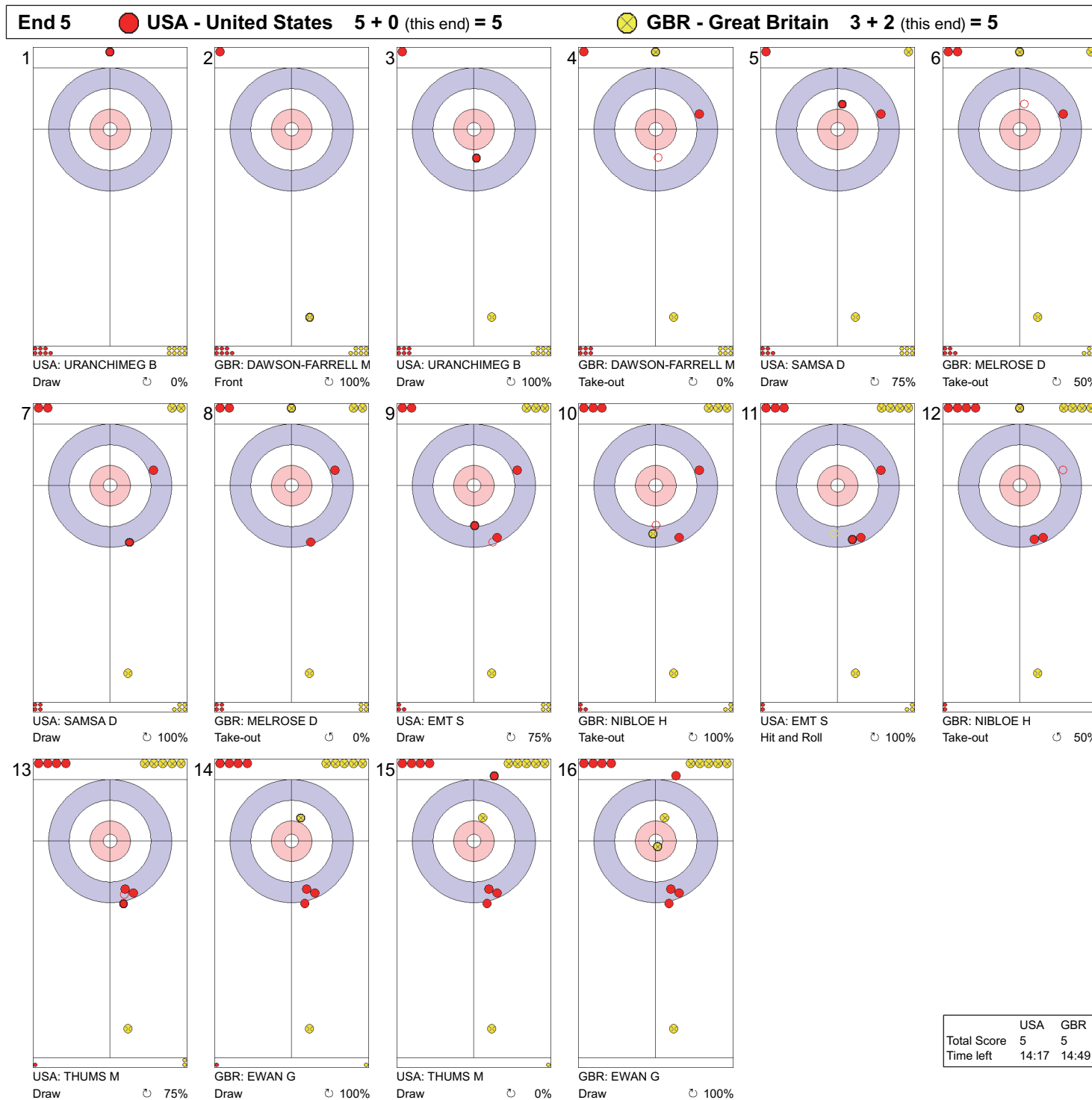
**Legend:**

↻ Clockwise   ↺ Counter-clockwise   - Not considered





**Game - Shot by Shot**  
每投统计数据

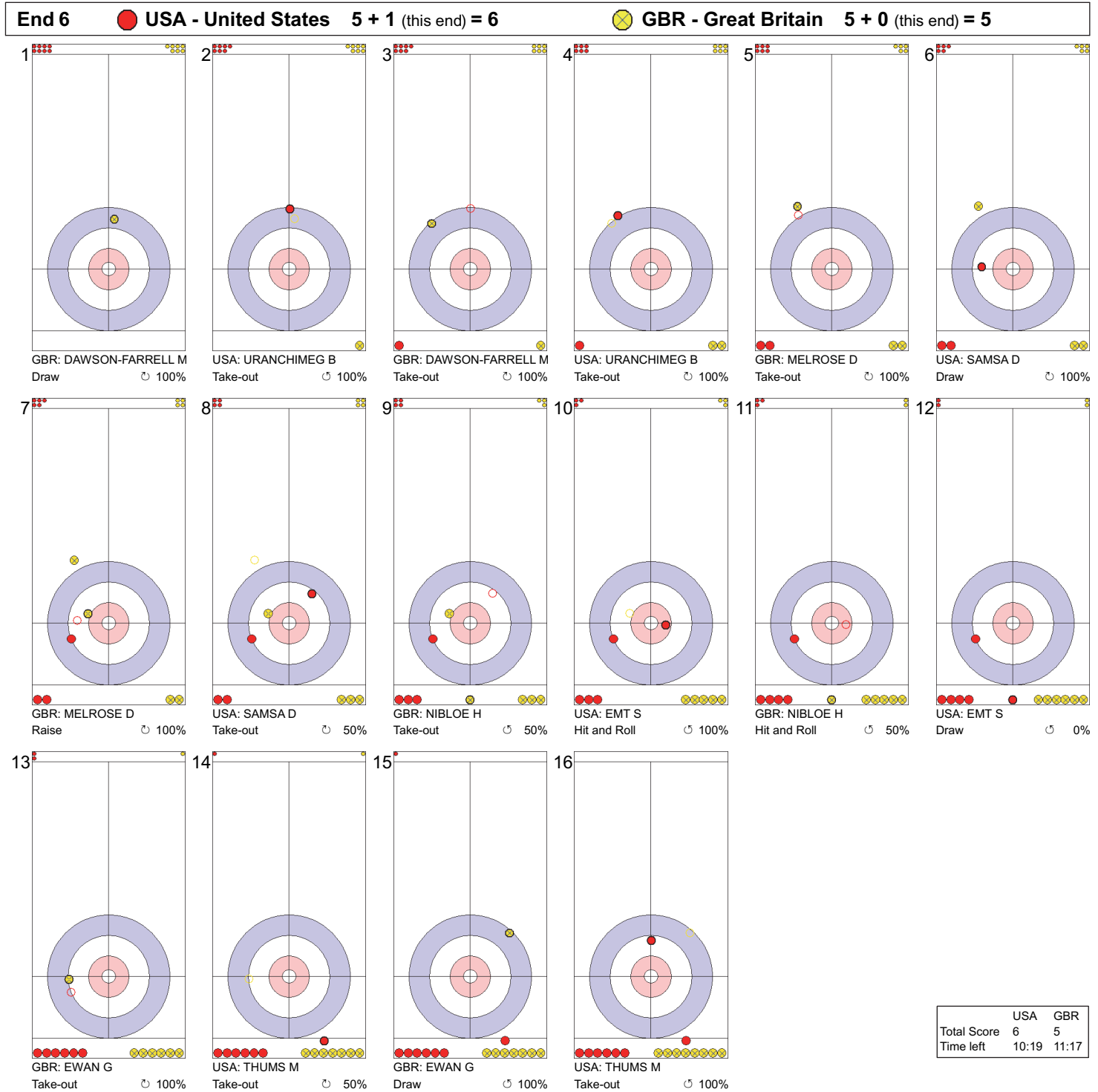




**Legend:**

↻ Clockwise      ↺ Counter-clockwise      - Not considered



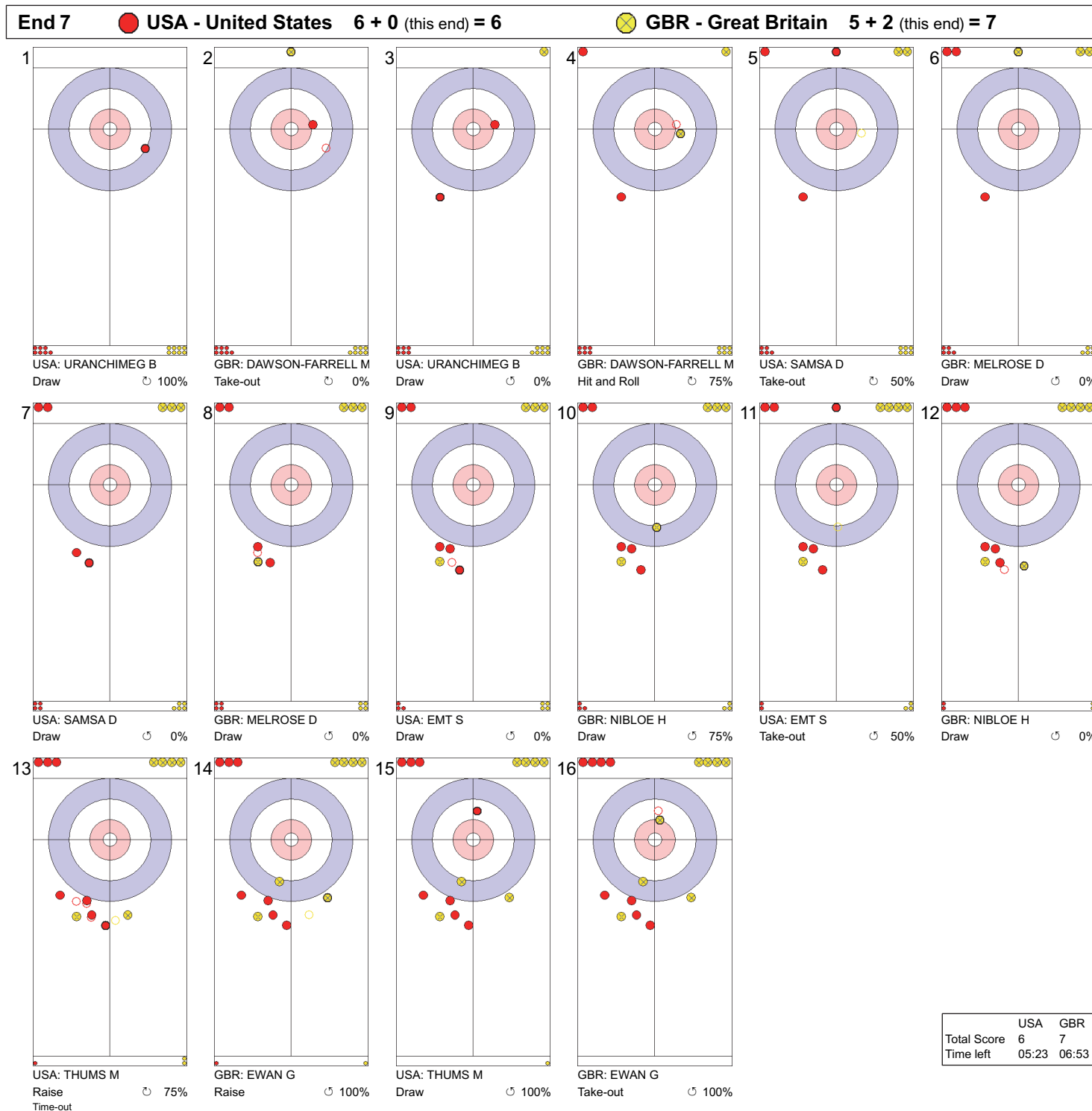
**Game - Shot by Shot**  
每投统计数据



**Legend:**  
 Clockwise     
  Counter-clockwise     
 - Not considered



**Game - Shot by Shot**  
每投统计数据

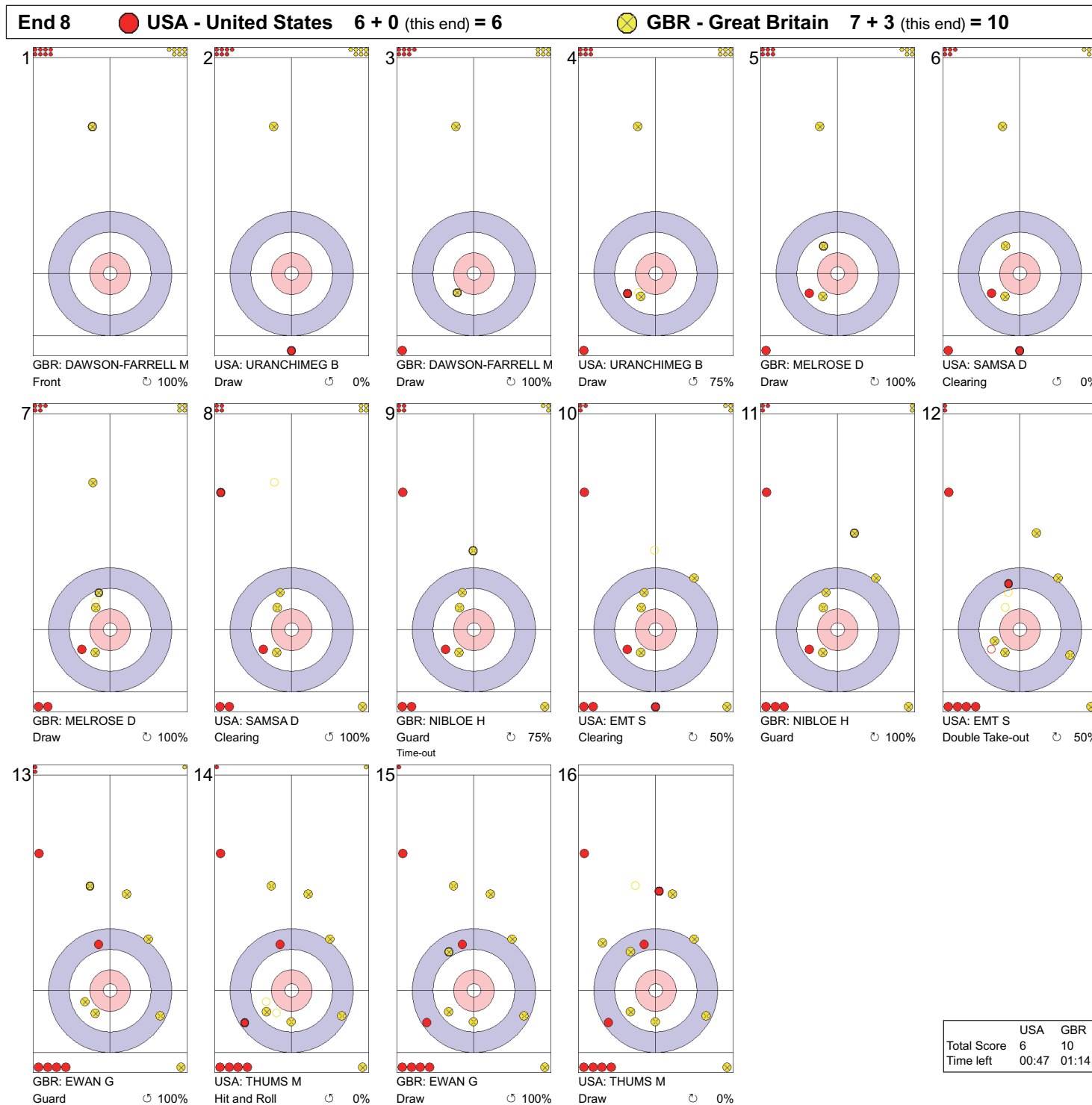


**Legend:**

↻ Clockwise      ↺ Counter-clockwise      - Not considered



**Game - Shot by Shot**  
每投统计数据



**Legend:**  
 ⌚ Clockwise      ⌚ Counter-clockwise      - Not considered



## Game Results

### 比赛成绩

Sheet	Game	Team	LSFE	1	2	3	4	5	6	7	8	Extra Ends	Total
D	2	CAN - Canada	*	0	3	0	0	3	0	2	X		8
	2	SUI - Switzerland		0	0	1	1	0	2	0	X		4

CAN - Canada			Shot Success	
			Game	All
4	THURSTON Jon	M	61%	67%
3	V FORREST Ina	F	61%	67%
2	THIESSEN Dennis	M	52%	62%
1	S IDESON Mark	M	73%	73%
A	JOSEPH Collinda	F	-	-
Team Total			61%	67%

SUI - Switzerland			Shot Success	
			Game	All
4	V BURGNER Hans	M	54%	42%
3	S KNEUBUEHL Laurent	M	53%	46%
2	JAQUEROD Francoise	F	59%	60%
1	DELACRETAZ Patrick	M	56%	56%
A	MATHEZ Cynthia	F	-	50%
Team Total			56%	50%

Last Stone Draw		Distance
⌚	THURSTON Jon	51.8cm
⌚	FORREST Ina	26.4cm
<b>Total</b>		<b>78.2cm</b>

Time remaining: 3 minutes 24 seconds

Last Stone Draw		Distance
⌚	JAQUEROD Francoise	199.6cm
⌚	DELACRETAZ Patrick	35.7cm
<b>Total</b>		<b>235.3cm</b>

Time remaining: 3 minutes 36 seconds

## Shot Success Analysis

CAN - Canada		⌚	⌚	Game
4	THURSTON Jon	Draws	7 64%	0 - 7 64%
	Take-outs	3 50%	4 63%	7 57%
	Total	10 60%	4 63%	14 61%
3	FORREST Ina	Draws	4 50%	2 50% 6 50%
	Take-outs	5 60%	5 75%	10 68%
	Total	9 56%	7 68%	16 61%
2	THIESSEN Dennis	Draws	3 25%	0 - 3 25%
	Take-outs	6 75%	7 43%	13 58%
	Total	9 58%	7 43%	16 52%
1	IDESON Mark	Draws	5 85%	6 96% 11 91%
	Take-outs	3 33%	1 0%	4 25%
	Total	8 66%	7 82%	15 73%
A	JOSEPH Collinda	Draws	0 - 0 - 0 -	
	Take-outs	0 - 0 - 0 -		
	Total	0 - 0 - 0 -		
Team	Draws	19 61%	8 84%	27 68%
	Take-outs	17 59%	17 54%	34 57%
	Total	36 60%	25 64%	61 61%

SUI - Switzerland		⌚	⌚	Game
4	BURGNER Hans	Draws	4 38%	4 50% 8 44%
	Take-outs	2 50%	4 75%	6 67%
	Total	6 42%	8 63%	14 54%
3	KNEUBUEHL Laurent	Draws	6 67%	3 50% 9 61%
	Take-outs	3 50%	3 33%	6 42%
	Total	9 61%	6 42%	15 53%
2	JAQUEROD Francoise	Draws	6 29%	3 58% 9 39%
	Take-outs	4 75%	3 100%	7 86%
	Total	10 48%	6 79%	16 59%
1	DELACRETAZ Patrick	Draws	10 58%	4 69% 14 61%
	Take-outs	1 0%	1 50%	2 25%
	Total	11 52%	5 65%	16 56%
A	MATHEZ Cynthia	Draws	0 - 0 - 0 -	
	Take-outs	0 - 0 - 0 -		
	Total	0 - 0 - 0 -		
Team	Draws	26 50%	14 57%	40 53%
	Take-outs	10 55%	11 68%	21 62%
	Total	36 51%	25 62%	61 56%

### Note:

Position and function for each team member:

4 = Fourth, 3 = Third, 2 = Second, 1 = Lead, A = Alternate, S = Skip, V = Vice-Skip

### Legend:

⌚ Clockwise

⌚ Counter-clockwise

F Female

LSFE(\*) Last Stone First End

M Male

X Unplayed/unfinished end due to concession



**Game - Shot by Shot**  
每投统计数据

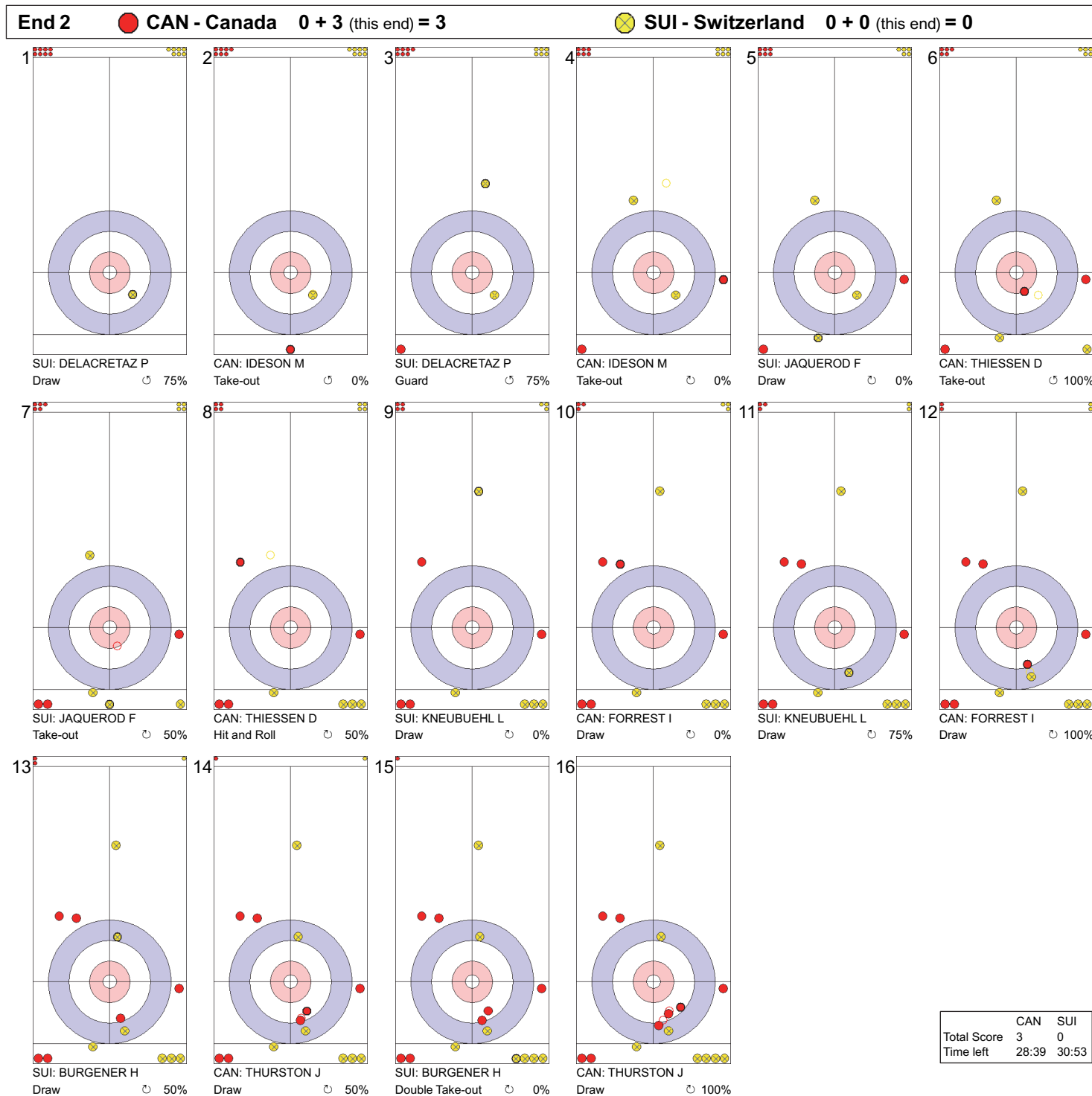


**Legend:**

↻ Clockwise      ↺ Counter-clockwise      - Not considered



**Game - Shot by Shot**  
每投统计数据



**Legend:**

↻ Clockwise      ↺ Counter-clockwise      - Not considered



**Game - Shot by Shot**  
每投统计数据



**Legend:**

↻ Clockwise      ↺ Counter-clockwise      - Not considered





**Game - Shot by Shot**
  
 每投统计数据



**Legend:**
  
 Clockwise
   
 Counter-clockwise
   
 - Not considered



**Game - Shot by Shot**  
每投统计数据

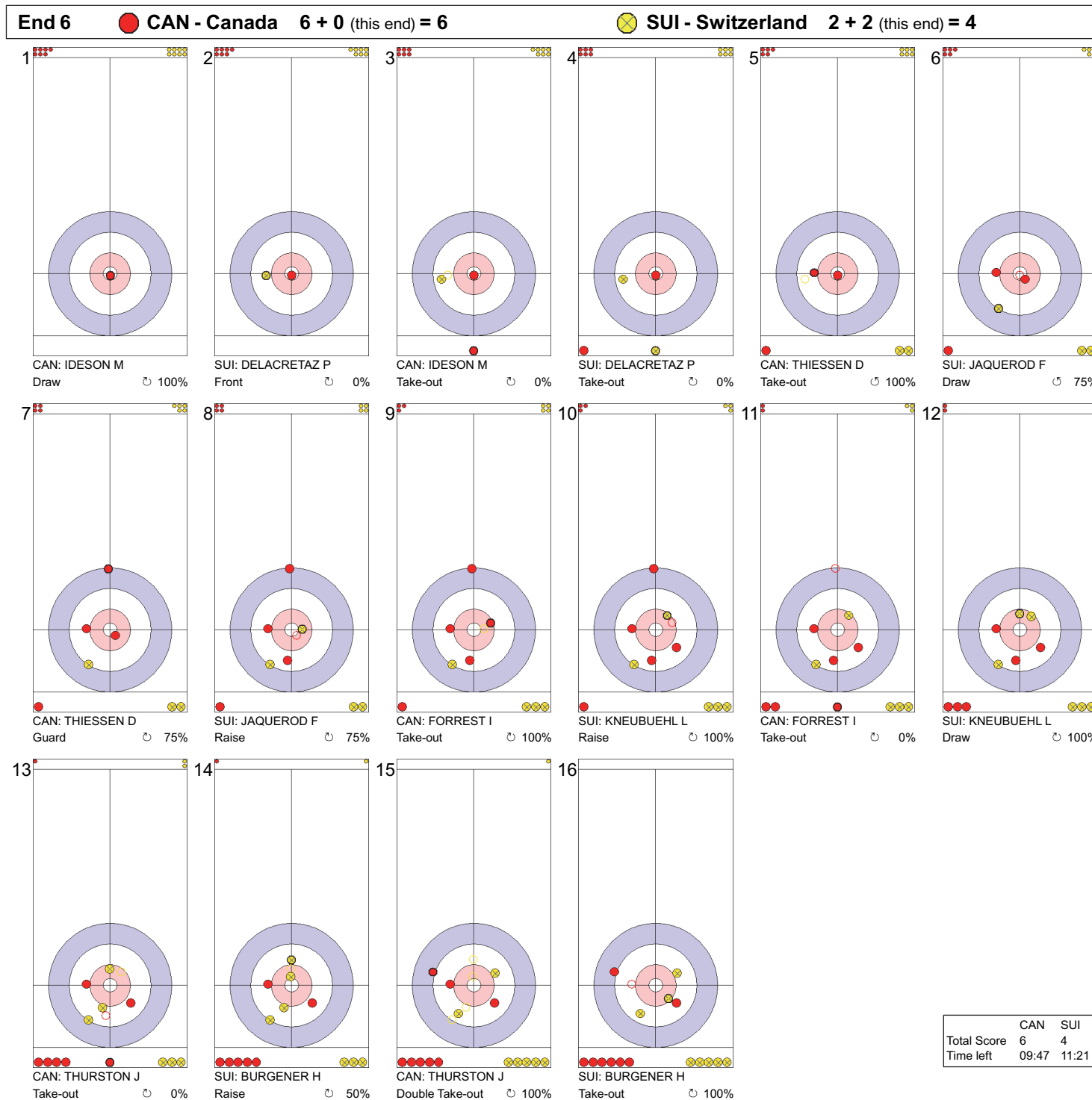


**Legend:**

↻ Clockwise   ↺ Counter-clockwise   - Not considered



Game - Shot by Shot  
每投统计数据

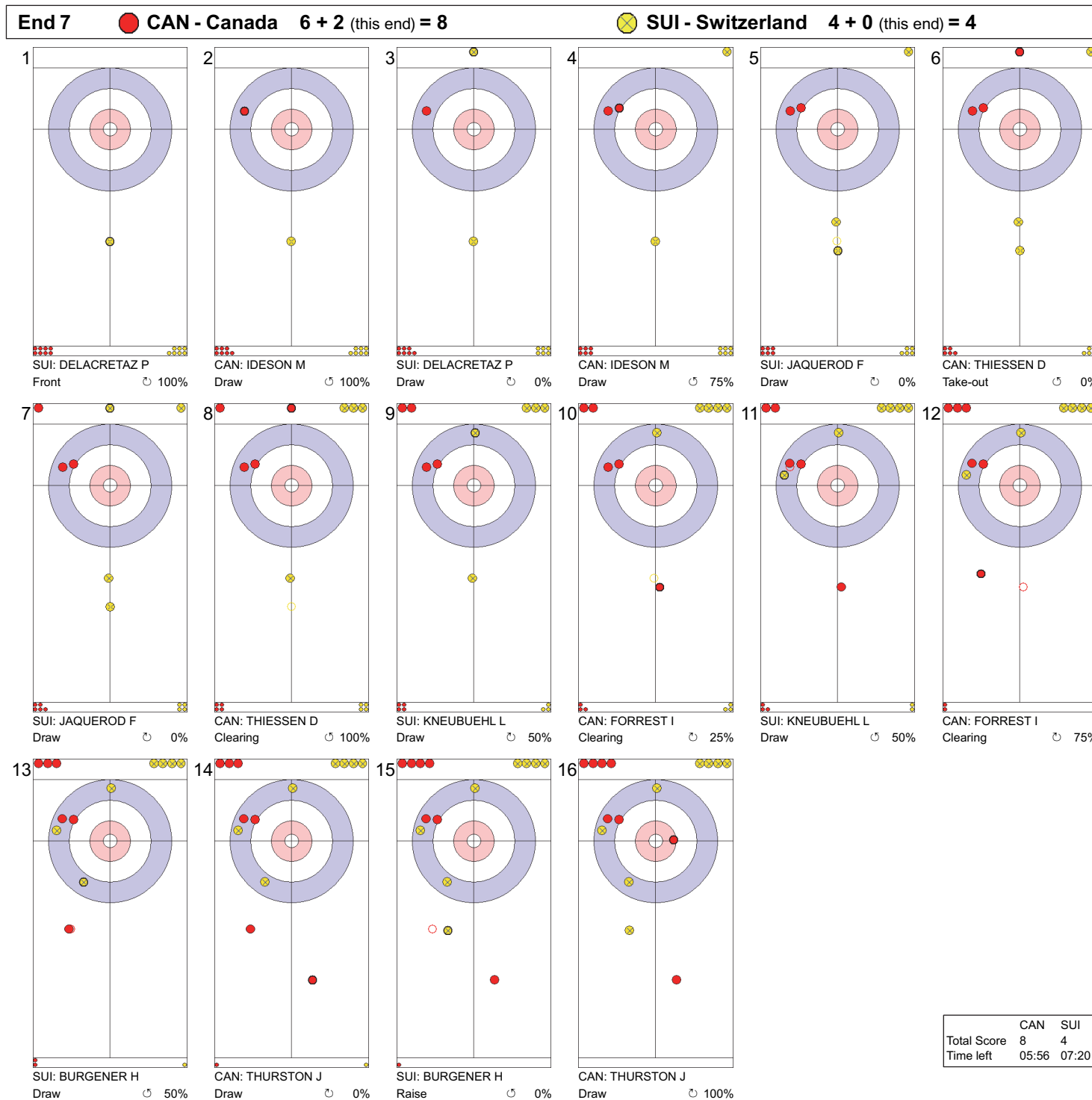


	CAN	SUI
Total Score	6	4
Time left	09:47	11:21

Legend:  
 ↻ Clockwise      ↺ Counter-clockwise      - Not considered



**Game - Shot by Shot**  
每投统计数据

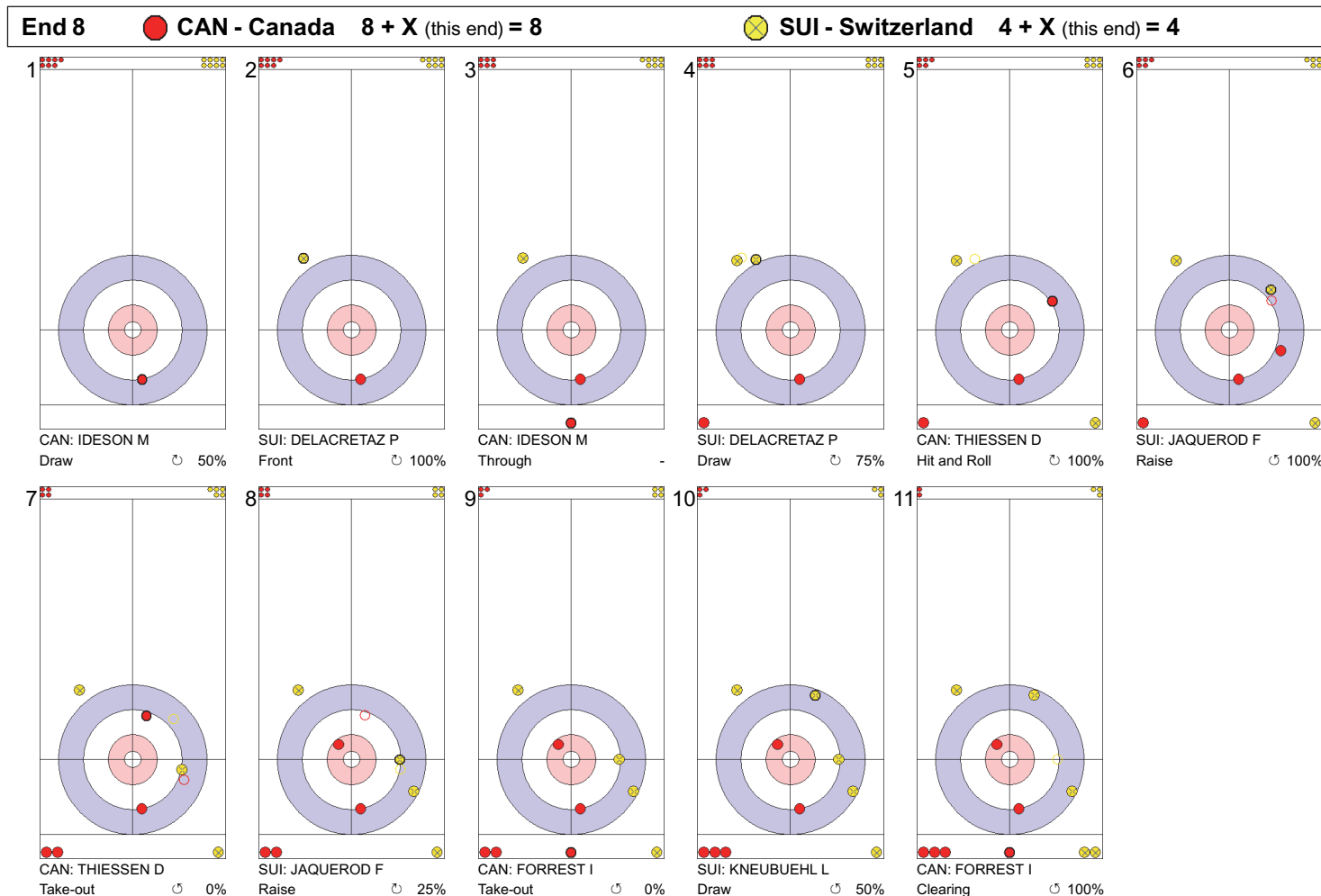


**Legend:**

↻ Clockwise      ↺ Counter-clockwise      - Not considered



**Game - Shot by Shot**  
每投统计数据



	CAN	SUI
Total Score	8	4
Time left	03:24	03:36

**Legend:**

- ↻ Clockwise
- ↺ Counter-clockwise
- Not considered
- X Unfinished end due to concession



## Session Results and Standings

每轮比赛成绩和排名

Sheet	Game	Team	LSFE	1	2	3	4	5	6	7	8	Extra	Ends	Total
A	1	SUI - Switzerland	*	0	0	0	1	0	0	1	X			2
	1	SWE - Sweden		2	2	1	0	3	1	0	X			9
B	1	CHN - People's Republic of China	*	1	0	1	0	0	1	0	X			3
	1	CAN - Canada		0	1	0	3	1	0	2	X			7
C	1	SVK - Slovakia	*	2	4	0	1	0	1	1	X			9
	1	USA - United States of America		0	0	1	0	2	0	0	X			3
D	1	NOR - Norway		0	2	2	0	0	1	2	0			7
	1	GBR - Great Britain	*	1	0	0	1	2	0	0	1			5

## Current Standings

Rank	Team	Games	Wins	Losses
1	CAN - Canada	1	1	0
1	NOR - Norway	1	1	0
1	SVK - Slovakia	1	1	0
1	SWE - Sweden	1	1	0
5	CHN - People's Republic of China	1	0	1
5	GBR - Great Britain	1	0	1
5	SUI - Switzerland	1	0	1
5	USA - United States of America	1	0	1
	EST - Estonia	0		
	KOR - Republic of Korea	0		
	LAT - Latvia	0		

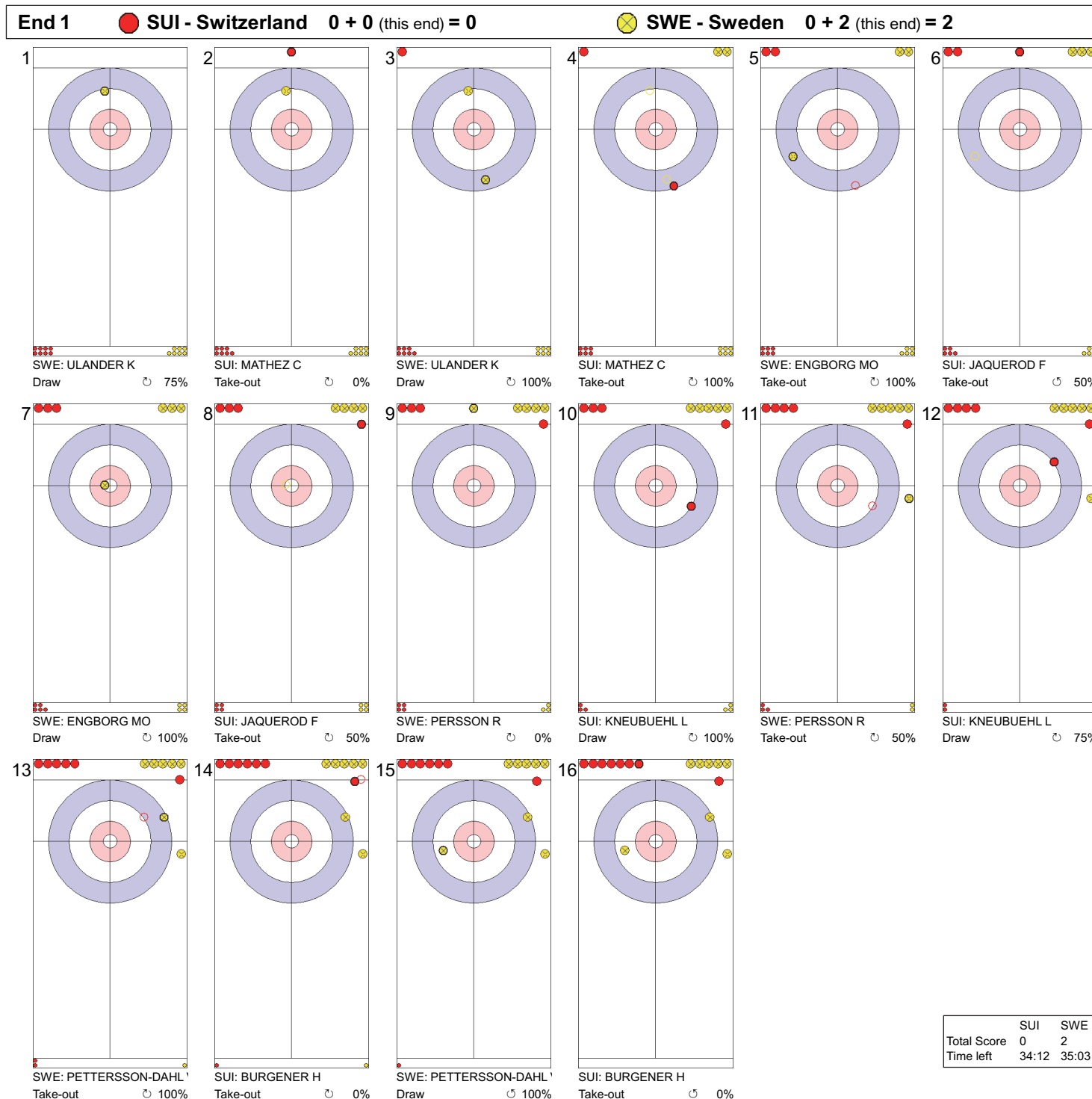
**Note:**  
Under WCF rules, tie-breaking rules for standings are not applied until after the last game of the round robin.

**Legend:**  
LSFE(\*) Last Stone First End      X      Unplayed/unfinished end due to concession





Game - Shot by Shot  
每投统计数据



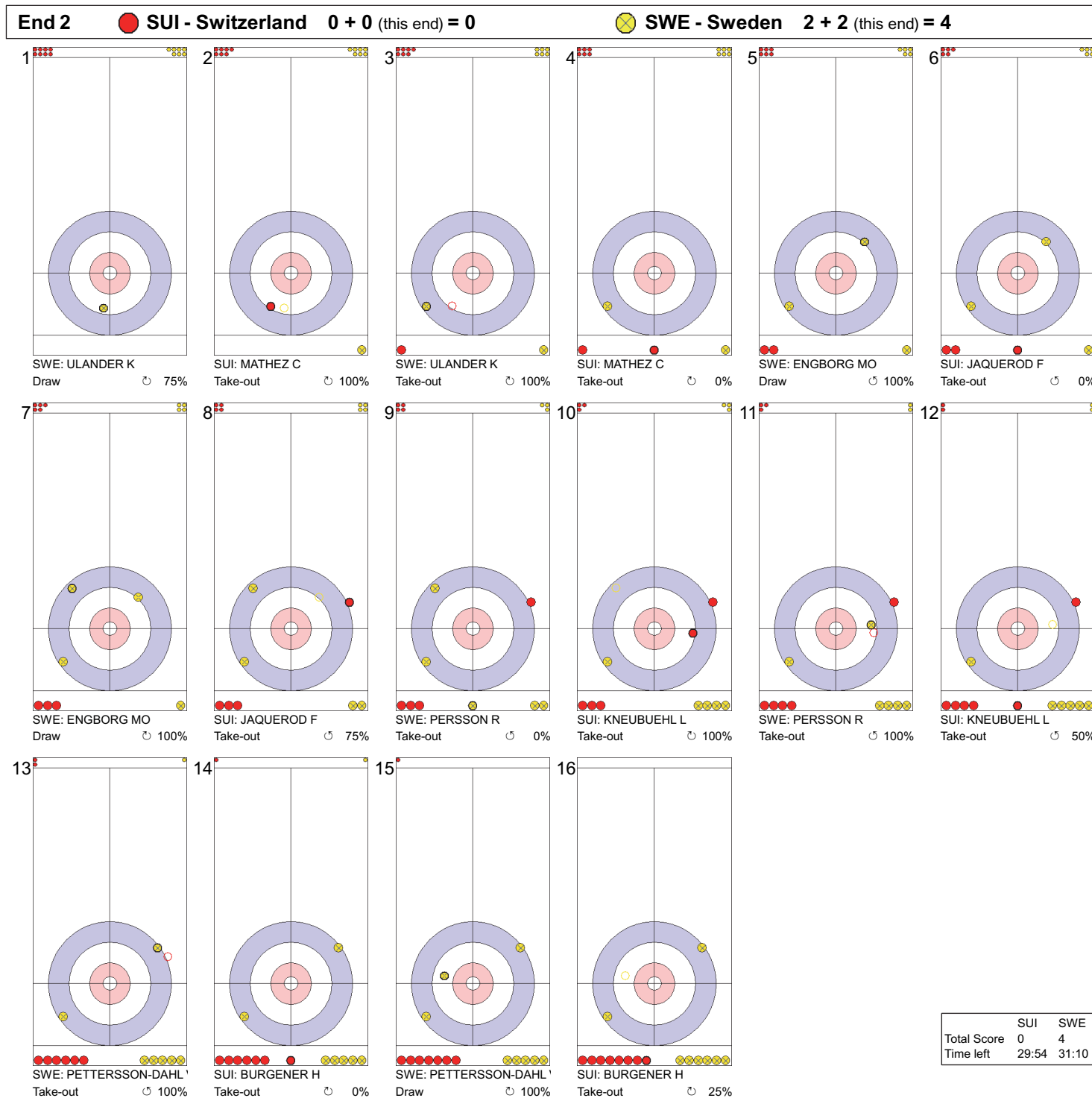
Legend:

↻ Clockwise   ↺ Counter-clockwise   - Not considered





Game - Shot by Shot  
每投统计数据

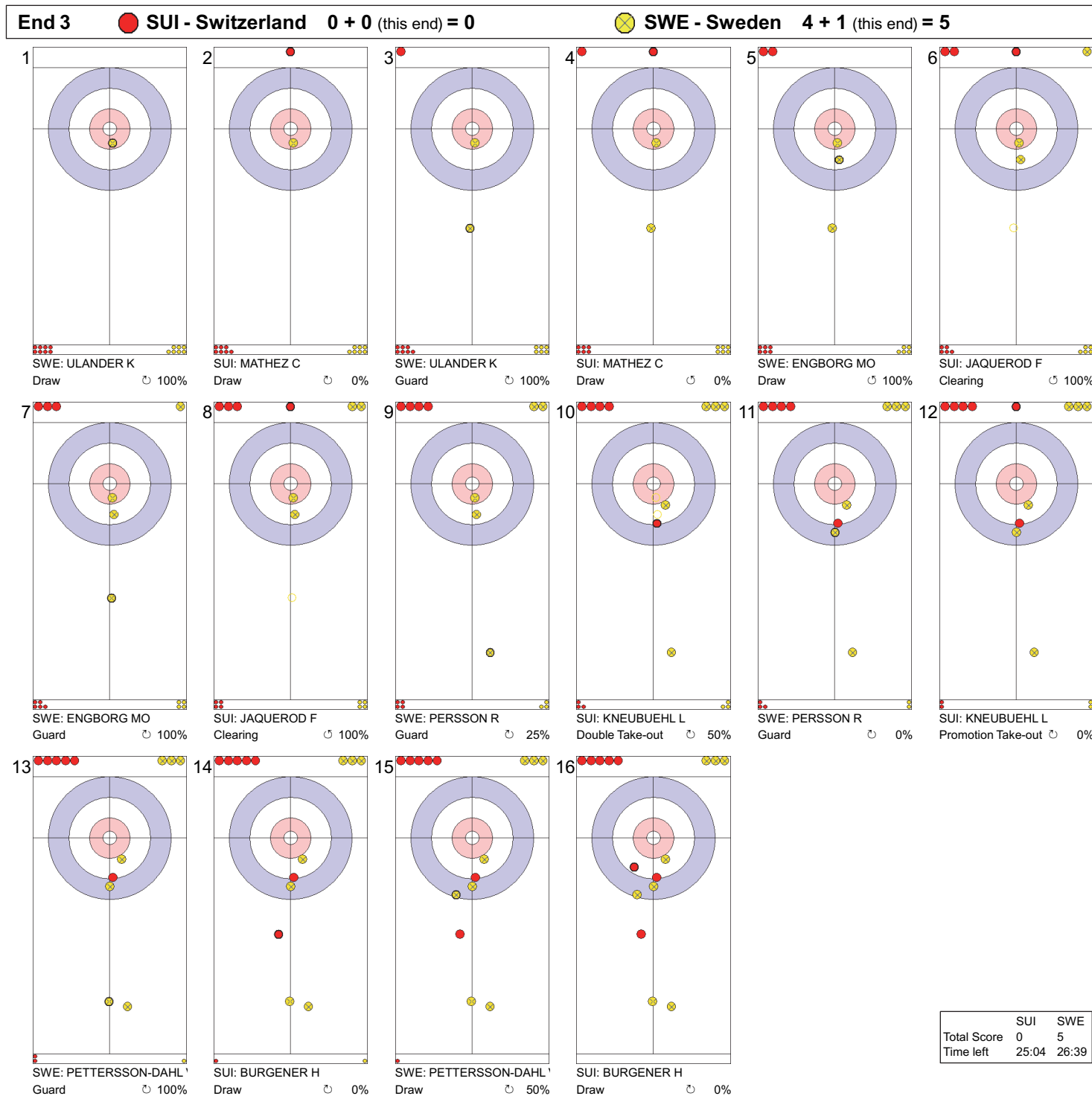


Legend:

↻ Clockwise      ↺ Counter-clockwise      - Not considered



**Game - Shot by Shot**  
每投统计数据

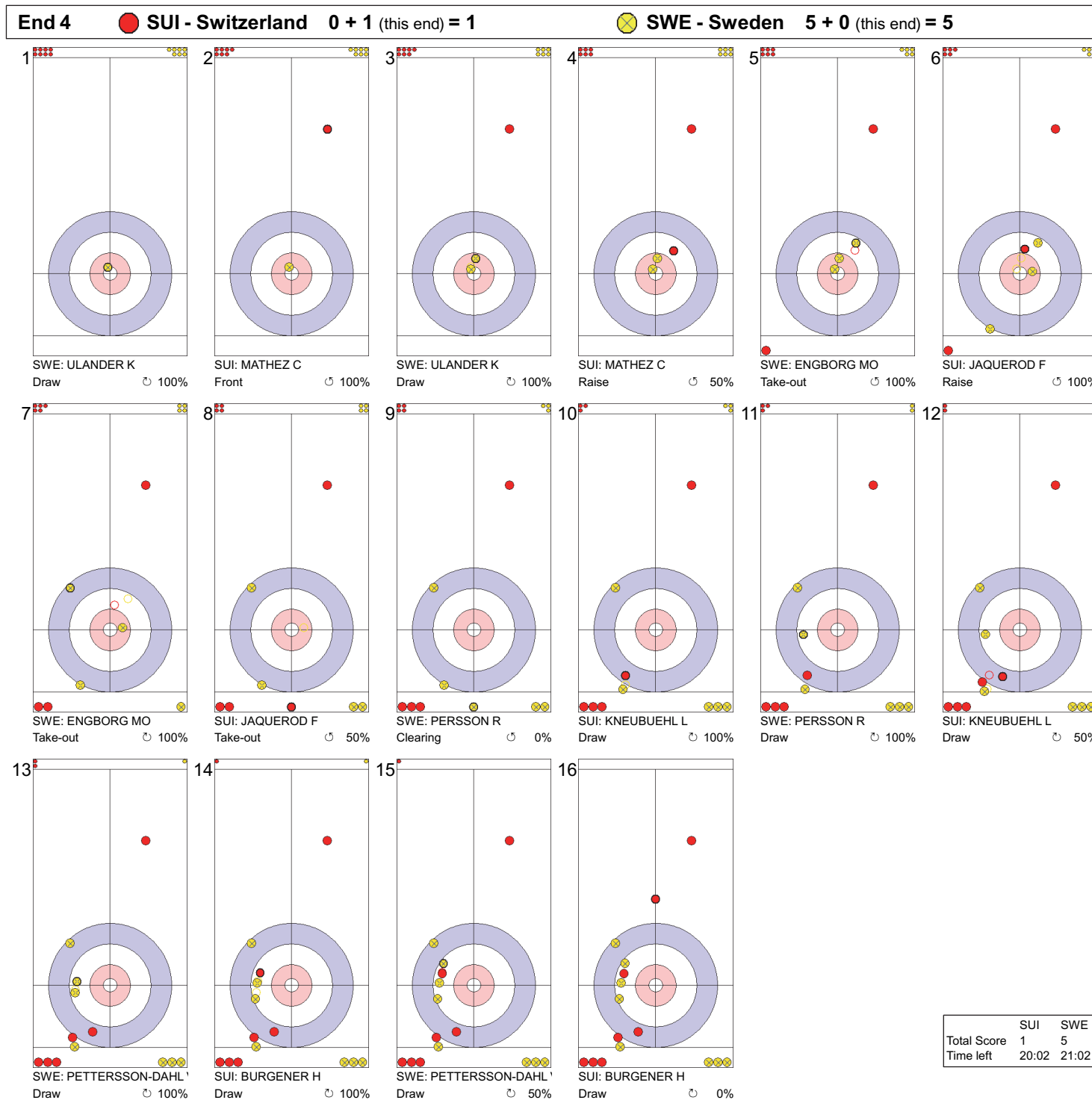


**Legend:**

↻ Clockwise      ↺ Counter-clockwise      - Not considered



Game - Shot by Shot  
每投统计数据



Legend:

↻ Clockwise   ↺ Counter-clockwise   - Not considered



**Game - Shot by Shot**  
每投统计数据



**Legend:**

↻ Clockwise   ↺ Counter-clockwise   - Not considered



**Game - Shot by Shot**  
每投统计数据



**Legend:**  
 Clockwise     
 Counter-clockwise     
 - Not considered



**Game - Shot by Shot**  
每投统计数据



**Legend:**

↻ Clockwise   ↺ Counter-clockwise   - Not considered



**Game Results**  
比赛成绩

**REVISED**  
5 MAR 16:58

Sheet	Game	Team	LSFE	1	2	3	4	5	6	7	8	Extra Ends	Total
B	1	CHN - People's Republic of China	*	1	0	1	0	0	1	0	X		3
	1	CAN - Canada		0	1	0	3	1	0	2	X		7

CHN - People's Republic of China			Shot Success	
			Game	All
4	S	WANG Haitao	M	59%
3	V	CHEN Jianxin	M	63%
2		ZHANG Mingliang	M	52%
1		YAN Zhuo	F	72%
A		SUN Yulong	M	-
Team Total				61%

CAN - Canada			Shot Success	
			Game	All
4		THURSTON Jon	M	73%
3	V	FORREST Ina	F	73%
2		THIESSEN Dennis	M	73%
1	S	IDESON Mark	M	73%
A		JOSEPH Collinda	F	-
Team Total				73%

**Last Stone Draw** Distance

⌚	ZHANG Mingliang	23.5cm
⌚	CHEN Jianxin	199.6cm
<b>Total</b>		<b>223.1cm</b>

**Last Stone Draw** Distance

⌚	THURSTON Jon	168.6cm
⌚	FORREST Ina	199.6cm
<b>Total</b>		<b>368.2cm</b>

Time remaining: 9 minutes 48 seconds

Time-out: End 7 - CHN stone 7

Time remaining: 3 minutes 12 seconds

Time-out: End 7 - CAN stone 5

**Shot Success Analysis**

CHN - People's Republic of China		⌚	⌚	Game	
4	WANG Haitao	Draws	4 75%	2 25%	6 58%
		Take-outs	1 0%	7 68%	8 59%
		Total	5 60%	9 58%	14 59%
3	CHEN Jianxin	Draws	10 50%	2 100%	12 58%
		Take-outs	1 100%	3 67%	4 75%
		Total	11 55%	5 80%	16 63%
2	ZHANG Mingliang	Draws	8 41%	2 50%	10 43%
		Take-outs	4 88%	2 25%	6 67%
		Total	12 56%	4 38%	16 52%
1	YAN Zhuo	Draws	8 81%	3 100%	11 86%
		Take-outs	5 40%	0 -	5 40%
		Total	13 65%	3 100%	16 72%
A	SUN Yulong	Draws	0 -	0 -	0 -
		Take-outs	0 -	0 -	0 -
		Total	0 -	0 -	0 -
Team		Draws	30 59%	9 72%	39 62%
		Take-outs	11 59%	12 60%	23 60%
		Total	41 59%	21 65%	62 61%

CAN - Canada		⌚	⌚	Game	
4	THURSTON Jon	Draws	2 0%	4 88%	6 58%
		Take-outs	6 92%	3 67%	9 83%
		Total	8 69%	7 79%	15 73%
3	FORREST Ina	Draws	3 100%	2 100%	5 100%
		Take-outs	6 63%	5 60%	11 61%
		Total	9 75%	7 71%	16 73%
2	THIESSEN Dennis	Draws	1 50%	4 75%	5 70%
		Take-outs	3 67%	7 79%	10 75%
		Total	4 63%	11 77%	15 73%
1	IDESON Mark	Draws	2 100%	11 77%	13 81%
		Take-outs	1 50%	1 0%	2 25%
		Total	3 83%	12 71%	15 73%
A	JOSEPH Collinda	Draws	0 -	0 -	0 -
		Take-outs	0 -	0 -	0 -
		Total	0 -	0 -	0 -
Team		Draws	8 69%	21 81%	29 78%
		Take-outs	16 73%	16 66%	32 70%
		Total	24 72%	37 74%	61 73%

**Note:**  
Position and function for each team member:  
4 = Fourth, 3 = Third, 2 = Second, 1 = Lead, A = Alternate, S = Skip, V = Vice-Skip

**Legend:**  
⌚ Clockwise      ⌚ Counter-clockwise      F Female  
LSFE(\*) Last Stone First End      M Male      X Unplayed/unfinished end due to concession

**REVISED** Statistics of the last stone of the game revised.



**Game - Shot by Shot**  
每投统计数据

**REVISED**  
5 MAR 17:01



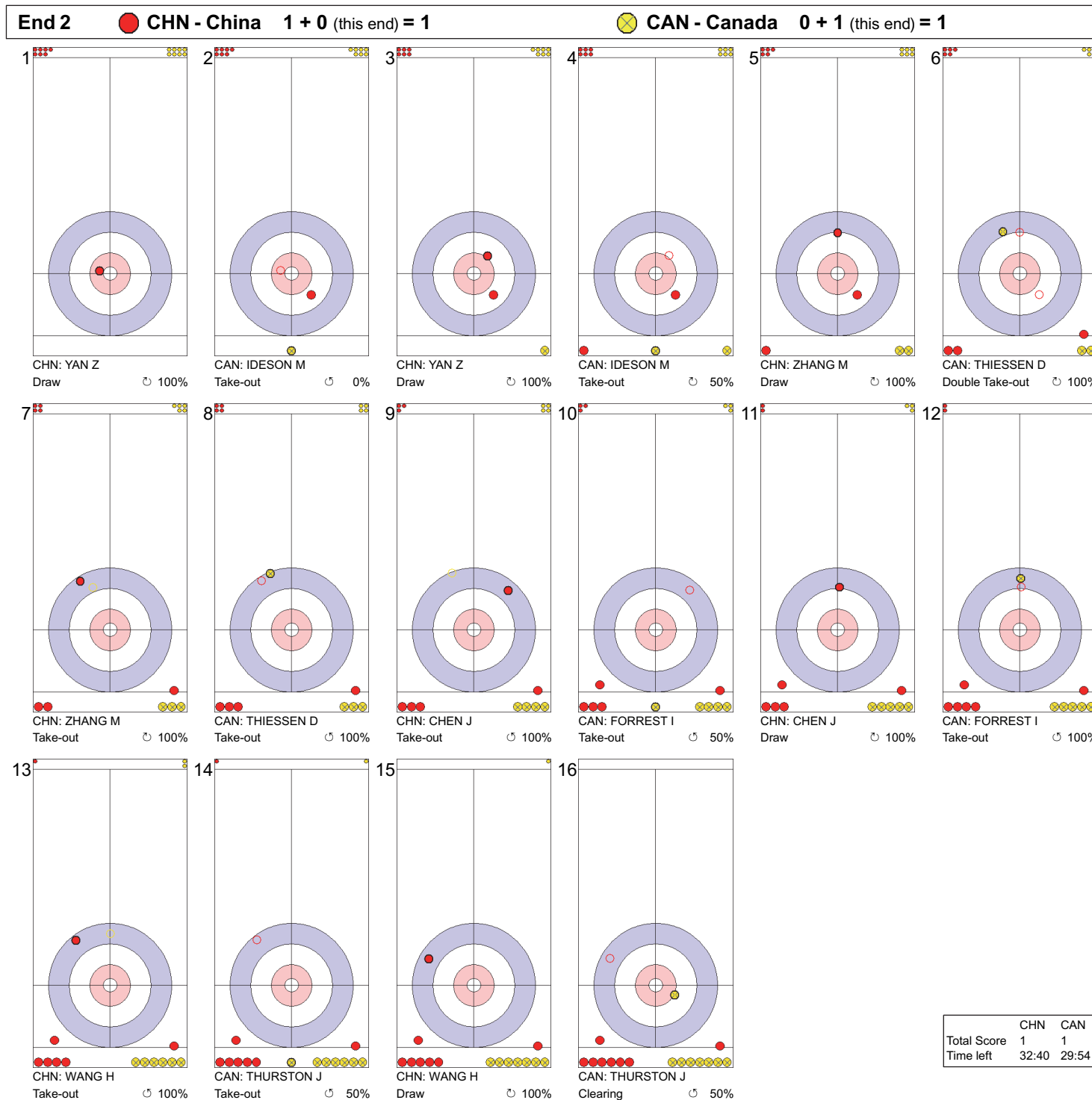
**Legend:**  
 ↻ Clockwise      ↺ Counter-clockwise      - Not considered





**Game - Shot by Shot**  
每投统计数据

**REVISED**  
5 MAR 17:01



**Legend:**

↻ Clockwise   ↺ Counter-clockwise   - Not considered



**Game - Shot by Shot**  
每投统计数据

**REVISED**  
5 MAR 17:01



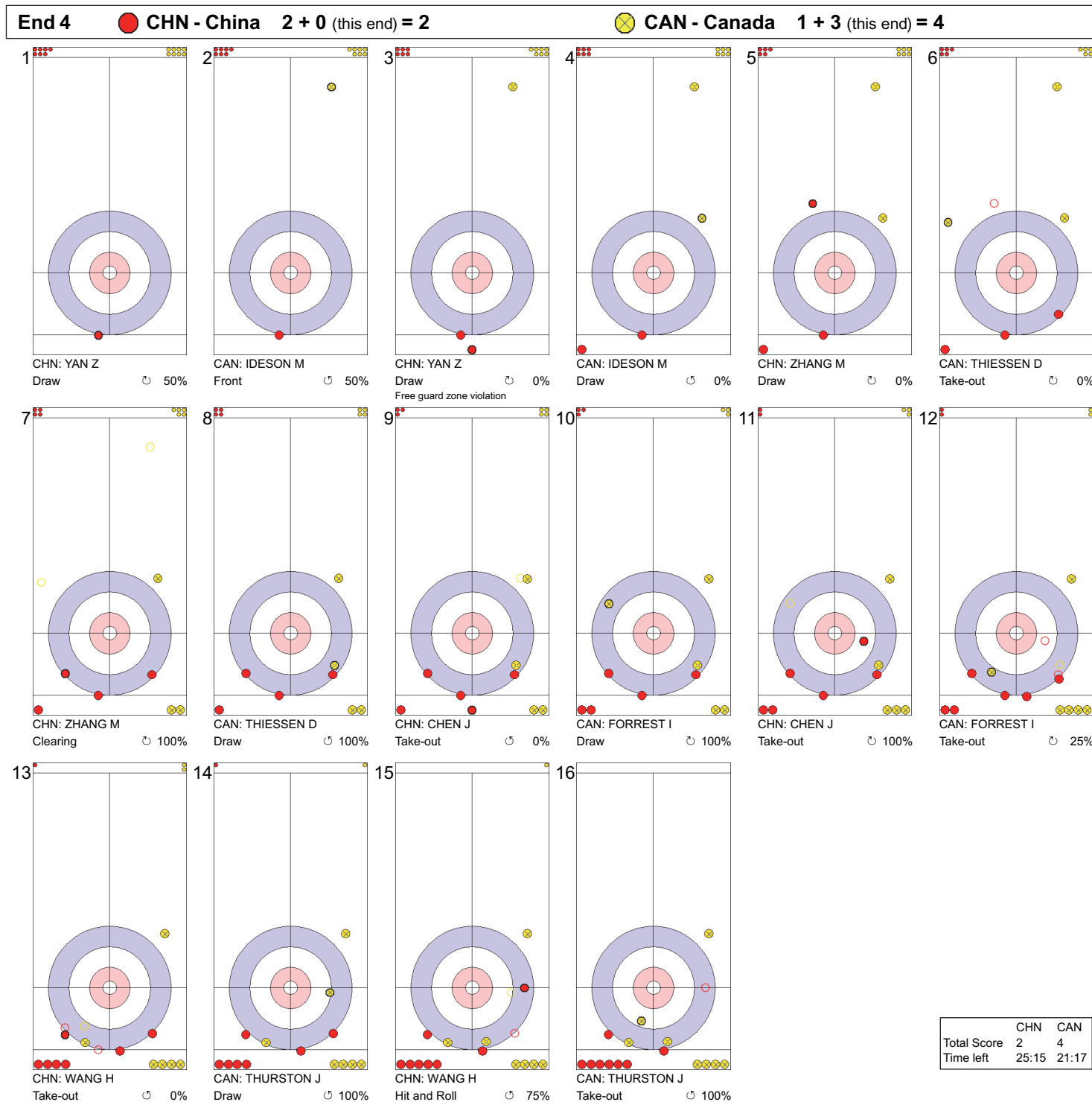
**Legend:**

↻ Clockwise      ↺ Counter-clockwise      - Not considered



**Game - Shot by Shot**  
每投统计数据

**REVISED**  
5 MAR 17:01



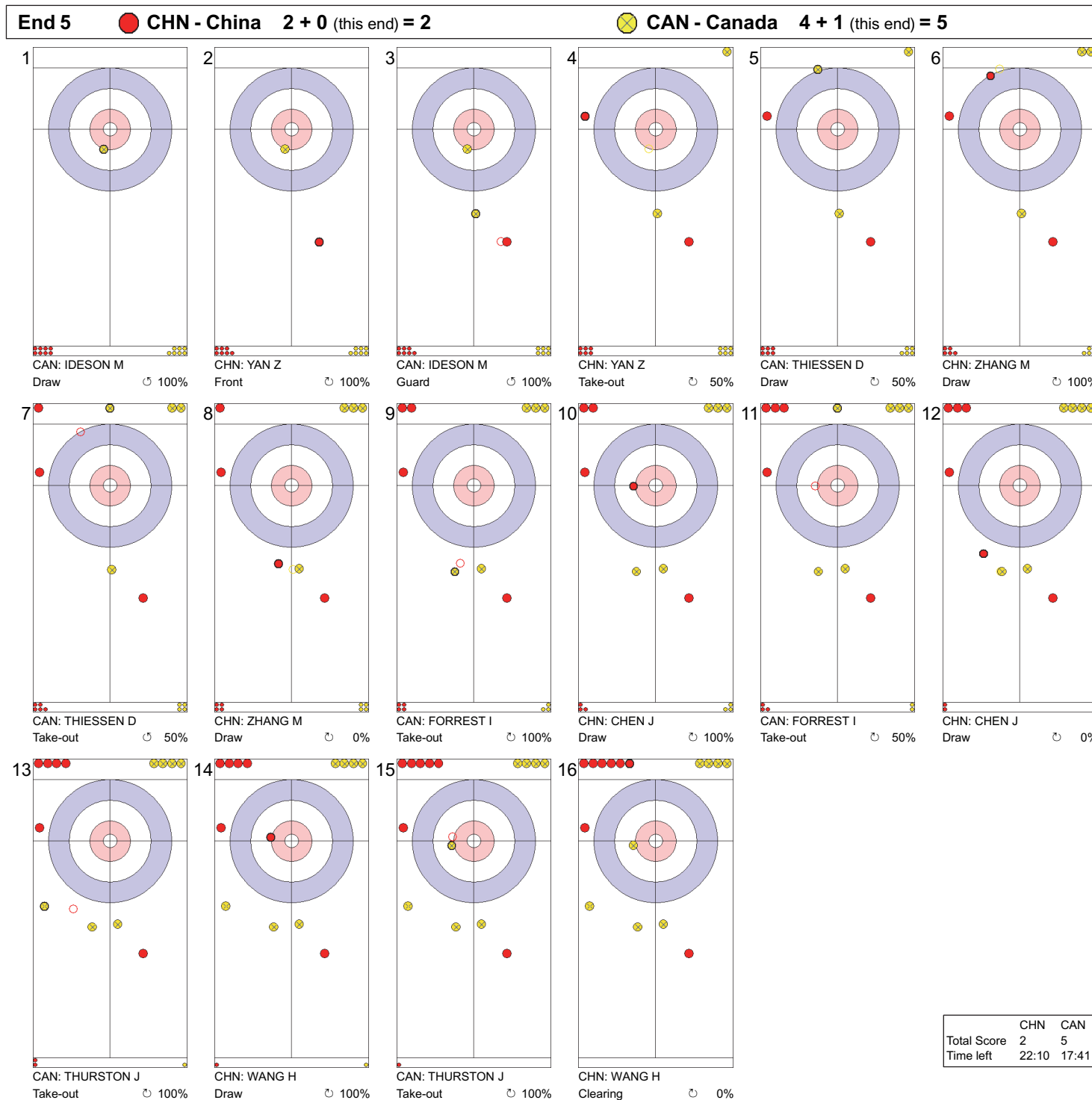
**Legend:**

↻ Clockwise      ↺ Counter-clockwise      - Not considered



**Game - Shot by Shot**  
每投统计数据

**REVISED**  
5 MAR 17:01



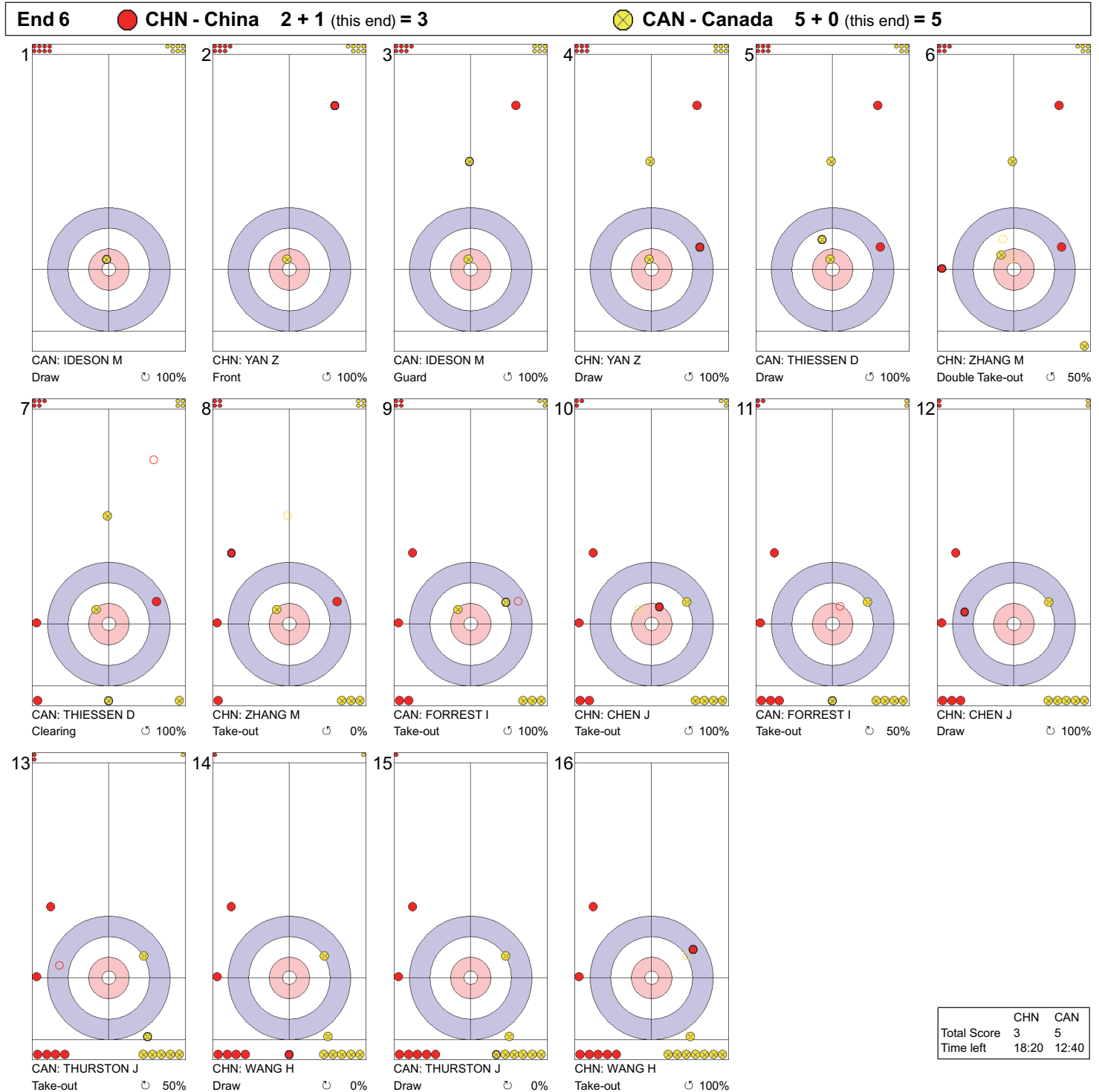
**Legend:**

↻ Clockwise      ↺ Counter-clockwise      - Not considered



**Game - Shot by Shot**  
每投统计数据

**REVISED**  
5 MAR 17:01

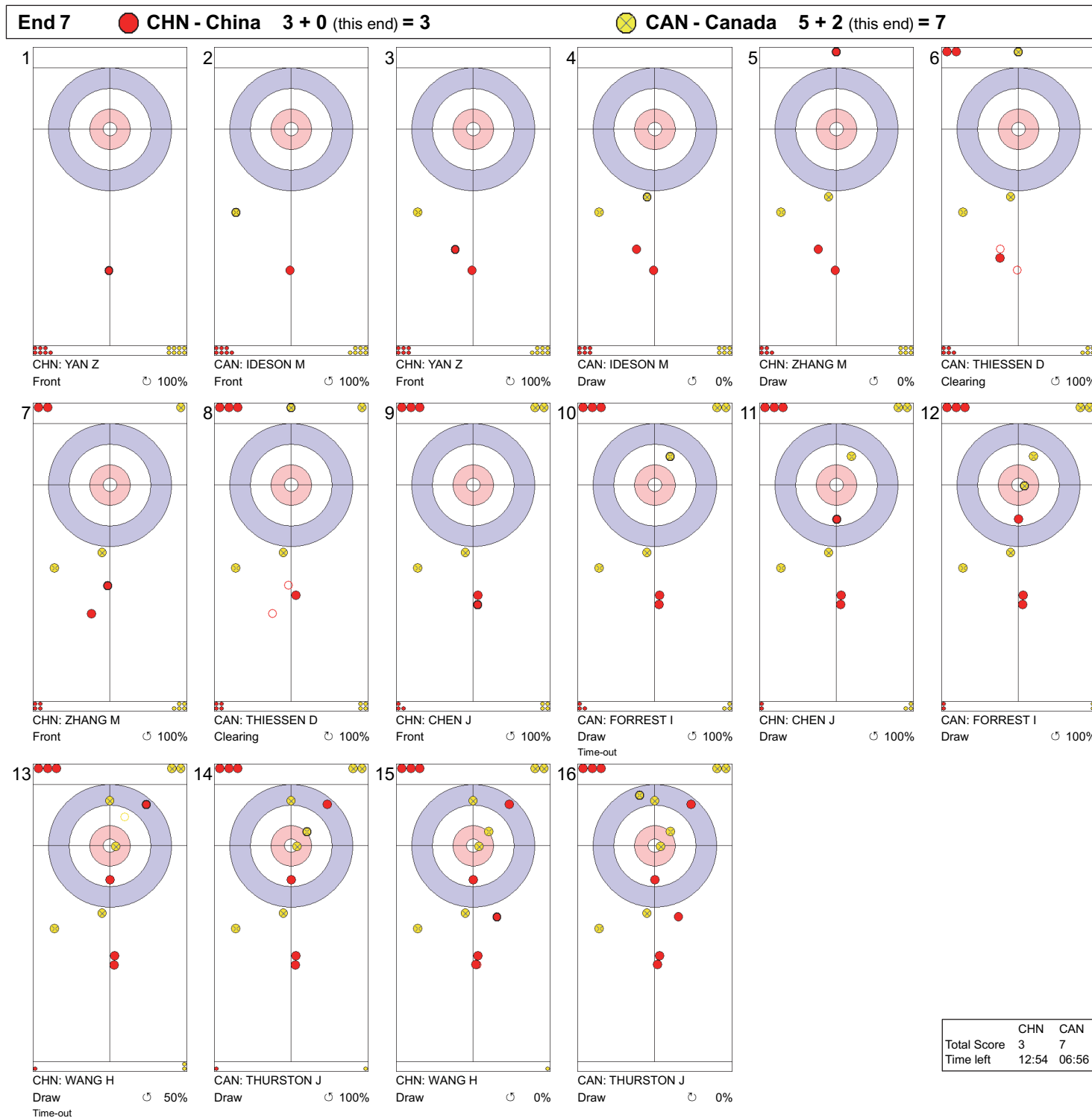


**Legend:**  
 ↻ Clockwise      ↺ Counter-clockwise      - Not considered



**Game - Shot by Shot**  
每投统计数据

**REVISED**  
5 MAR 17:01



**Legend:**

↻ Clockwise      ↺ Counter-clockwise      - Not considered



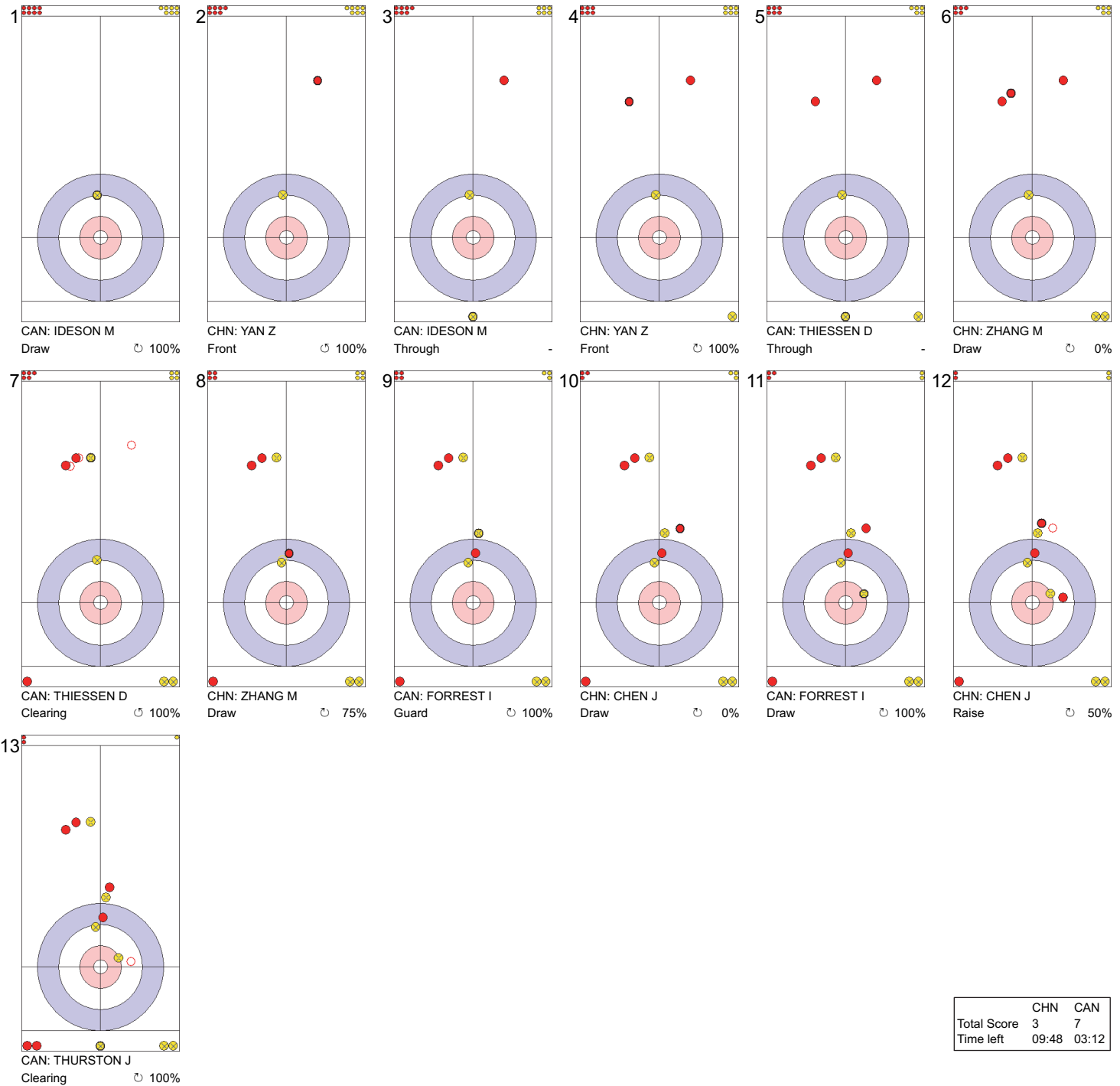
Game - Shot by Shot

每投统计数据

REVISED

5 MAR 17:01

End 8 ● CHN - China 3 + X (this end) = 3      ● CAN - Canada 7 + X (this end) = 7



	CHN	CAN
Total Score	3	7
Time left	09:48	03:12

**Legend:**  
 ⤵ Clockwise      ⤴ Counter-clockwise      - Not considered  
 X Unfinished end due to concession

**REVISED** Statistics of the last stone of the game revised.



## Game Results

### 比赛成绩

Sheet	Game	Team	LSFE	1	2	3	4	5	6	7	8	Extra Ends	Total
C	1	SVK - Slovakia	*	2	4	0	1	0	1	1	X		9
	1	USA - United States of America		0	0	1	0	2	0	0	X		3

SVK - Slovakia		Shot Success	
		Game	All
4	V ZATKO Peter	M	57%
3	S DURIS Radoslav	M	61%
2	PITONAK Dusan	M	61%
1	KUNKELOVA Monika	F	43%
A	KANOVA Alena	F	-
Team Total			55%

USA - United States of America		Shot Success	
		Game	All
4	S THUMS Matthew	M	43%
3	V EMT Steve	M	70%
2	SAMSA Dave	M	63%
1	URANCHIMEG Batoyun	F	57%
A	WILSON Pamela	F	-
Team Total			58%

Last Stone Draw		Distance
⌚	PITONAK Dusan	72.1cm
⌚	ZATKO Peter	86.8cm
<b>Total</b>		<b>158.9cm</b>

Time remaining: 9 minutes 53 seconds

Last Stone Draw		Distance
⌚	THUMS Matthew	34.3cm
⌚	URANCHIMEG Batoyun	137.4cm
<b>Total</b>		<b>171.7cm</b>

Time remaining: 5 minutes 29 seconds

## Shot Success Analysis

SVK - Slovakia		⌚	⌚	Game
4	ZATKO Peter	Draws	4 38%	4 75%
	Take-outs	4 56%	2 63%	6 58%
	Total	8 47%	6 71%	14 57%
3	DURIS Radoslav	Draws	3 67%	4 63%
	Take-outs	4 25%	3 100%	7 57%
	Total	7 43%	7 79%	14 61%
2	PITONAK Dusan	Draws	4 63%	1 100%
	Take-outs	6 58%	3 50%	9 56%
	Total	10 60%	4 63%	14 61%
1	KUNKELOVA Monika	Draws	9 56%	0 -
	Take-outs	4 25%	1 0%	5 20%
	Total	13 46%	1 0%	14 43%
A	KANOVA Alena	Draws	0 -	0 -
	Take-outs	0 -	0 -	0 -
	Total	0 -	0 -	0 -
Team	Draws	20 55%	9 72%	29 60%
	Take-outs	18 43%	9 64%	27 50%
	Total	38 49%	18 68%	56 55%

USA - United States of America		⌚	⌚	Game
4	THUMS Matthew	Draws	2 75%	4 13%
	Take-outs	7 57%	1 0%	8 50%
	Total	9 61%	5 10%	14 43%
3	EMT Steve	Draws	8 75%	4 63%
	Take-outs	0 -	2 63%	2 63%
	Total	8 75%	6 63%	14 70%
2	SAMSA Dave	Draws	6 67%	3 67%
	Take-outs	2 100%	3 25%	5 55%
	Total	8 75%	6 46%	14 63%
1	URANCHIMEG Batoyun	Draws	10 60%	3 33%
	Take-outs	1 100%	0 -	1 100%
	Total	11 64%	3 33%	14 57%
A	WILSON Pamela	Draws	0 -	0 -
	Take-outs	0 -	0 -	0 -
	Total	0 -	0 -	0 -
Team	Draws	26 67%	14 43%	40 59%
	Take-outs	10 70%	6 33%	16 56%
	Total	36 68%	20 40%	56 58%

### Note:

Position and function for each team member:

4 = Fourth, 3 = Third, 2 = Second, 1 = Lead, A = Alternate, S = Skip, V = Vice-Skip

### Legend:

⌚ Clockwise

⌚ Counter-clockwise

F Female

LSFE(\*) Last Stone First End

M Male

X Unplayed/unfinished end due to concession





**Game - Shot by Shot**  
每投统计数据

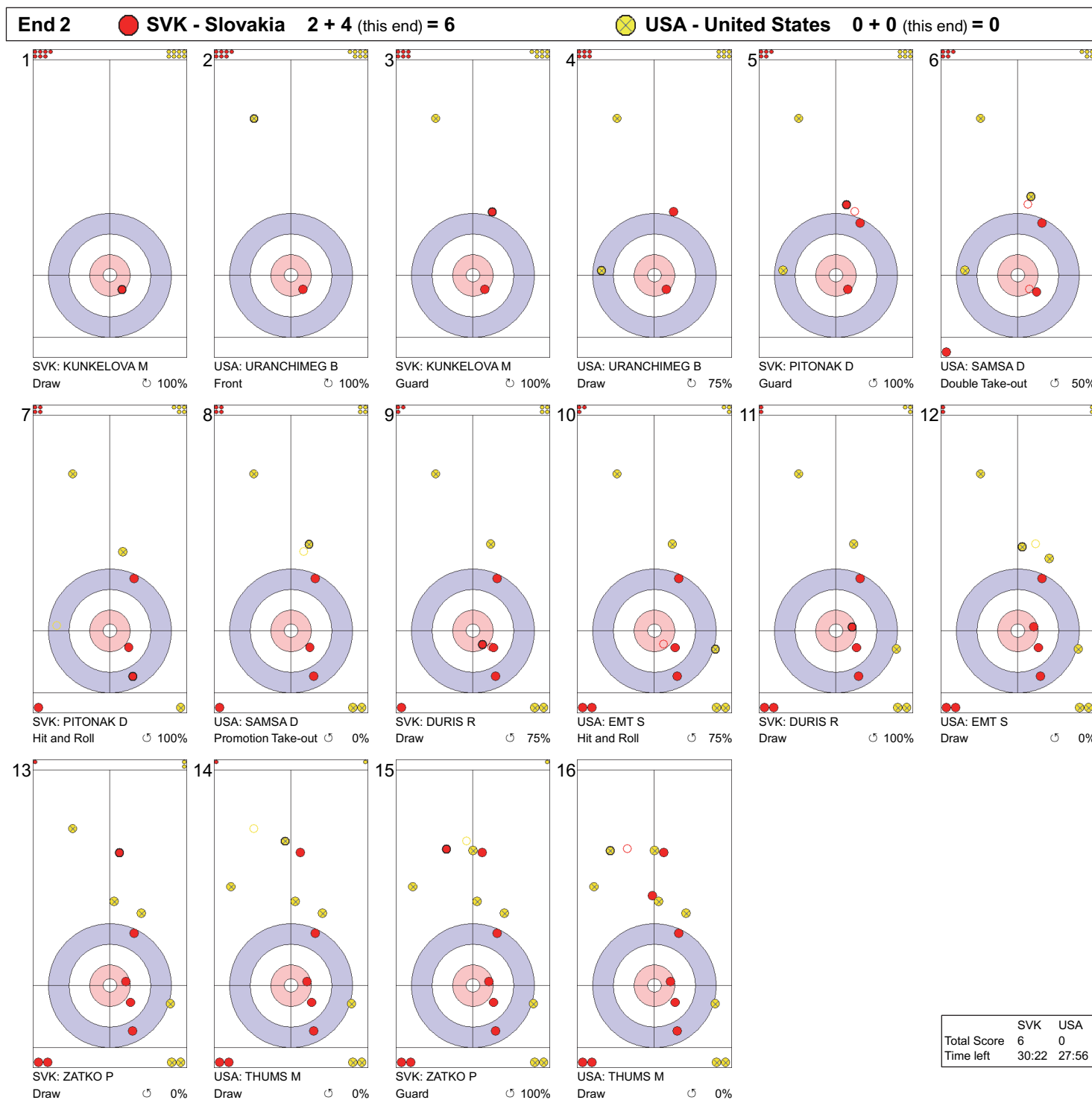


**Legend:**

↻ Clockwise      ↺ Counter-clockwise      - Not considered



Game - Shot by Shot  
每投统计数据



Legend:

↻ Clockwise      ↺ Counter-clockwise      - Not considered



Game - Shot by Shot  
每投统计数据

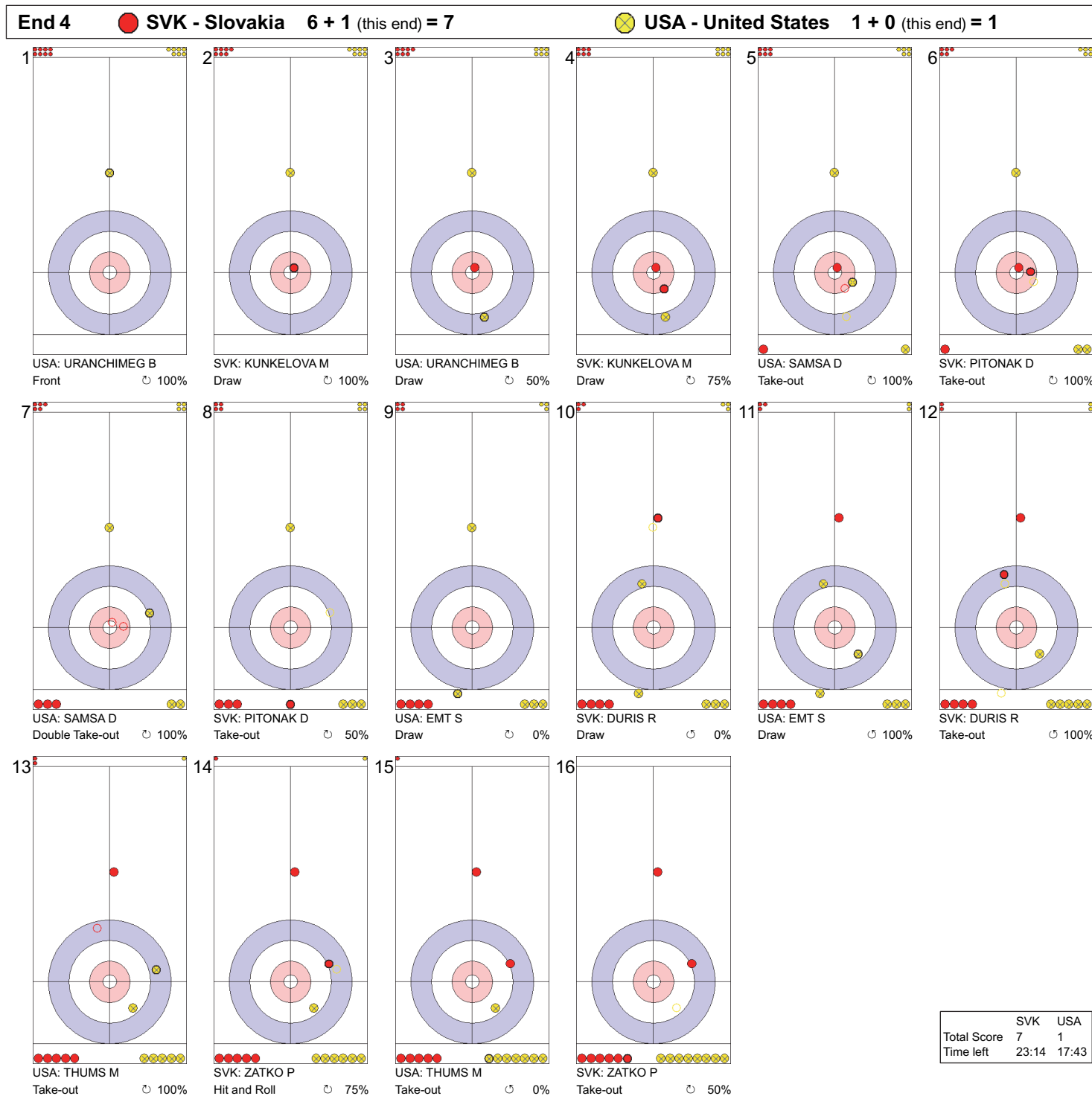


Legend:

↻ Clockwise      ↺ Counter-clockwise      - Not considered



**Game - Shot by Shot**  
每投统计数据



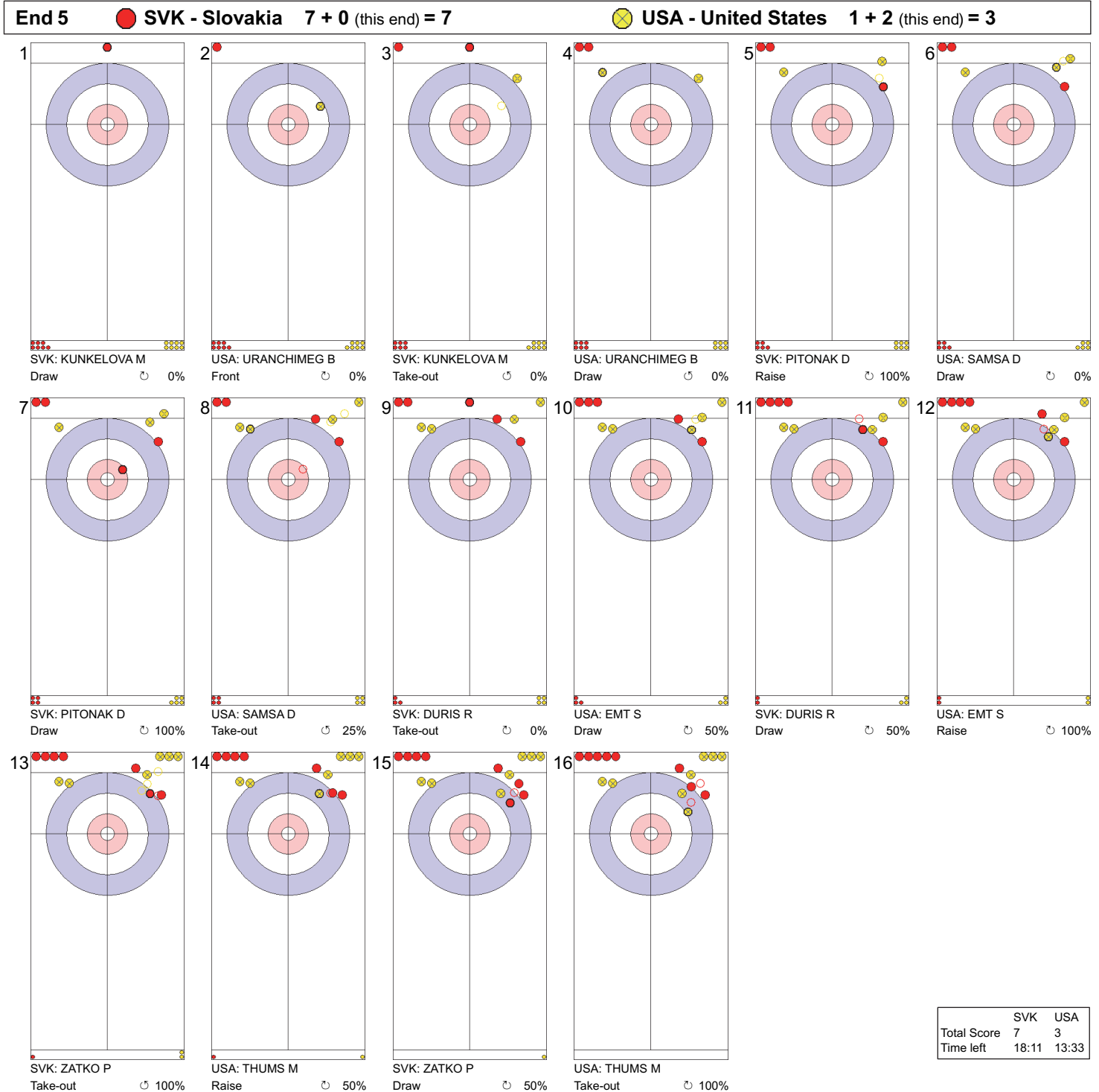
**Legend:**

↻ Clockwise      ↻ Counter-clockwise      - Not considered



Game - Shot by Shot

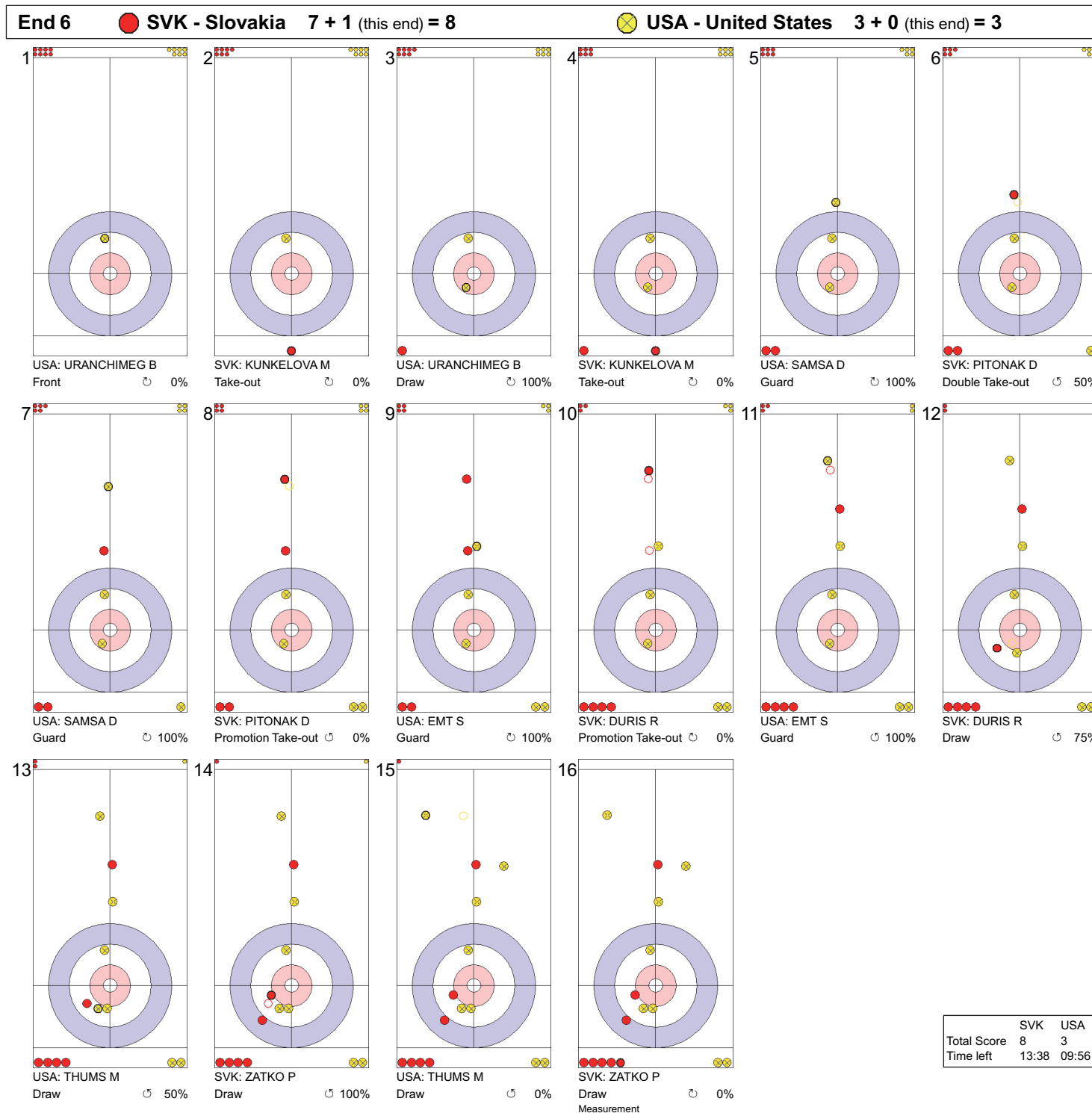
每投统计数据



**Legend:**  
 ↻ Clockwise      ↺ Counter-clockwise      - Not considered



Game - Shot by Shot  
每投统计数据



Legend:

↻ Clockwise      ↺ Counter-clockwise      - Not considered



**Game - Shot by Shot**  
每投统计数据



**Legend:**

↻ Clockwise

↺ Counter-clockwise

- Not considered



## Game Results

### 比赛成绩

Sheet	Game	Team	LSFE	1	2	3	4	5	6	7	8	Extra Ends	Total
D	1	NOR - Norway		0	2	2	0	0	1	2	0		7
	1	GBR - Great Britain	*	1	0	0	1	2	0	0	1		5

NOR - Norway		Shot Success	
		Game	All
4 S	STORDAHL Jostein	M	77%
3 V	SYVERSEN Ole Fredrik	M	63%
2	SKOGSTAD Geir Arne	M	66%
1	LOECHEN Sissel	F	63%
A	SVEBERG Mia	F	-
Team Total			67%

GBR - Great Britain		Shot Success	
		Game	All
4 V	EWAN Gregor	M	58%
3 S	NIBLOE Hugh	M	55%
2	MELROSE David	M	42%
1	DAWSON-FARRELL Meggan	F	45%
A	SMITH Gary	M	-
Team Total			50%

Last Stone Draw		Distance
⌚	SKOGSTAD Geir Arne	160.4cm
⌚	SYVERSEN Ole Fredrik	92.6cm
<b>Total</b>		<b>253.0cm</b>

Last Stone Draw		Distance
⌚	DAWSON-FARRELL Meggan	199.6cm
⌚	EWAN Gregor	46.5cm
<b>Total</b>		<b>246.1cm</b>

Time remaining: 0 minutes 51 seconds

Time-out: End 7 - NOR stone 5

Time remaining: 0 minutes 25 seconds

Time-out: End 7 - GBR stone 6

## Shot Success Analysis

NOR - Norway		⌚	⌚	Game
4	STORDAHL Jostein	Draws	10 85%	0 - 10 85%
		Take-outs	4 75%	2 38% 6 63%
		Total	14 82%	2 38% 16 77%
3	SYVERSEN Ole Fredrik	Draws	6 79%	5 75% 11 77%
		Take-outs	3 50%	2 0% 5 30%
		Total	9 69%	7 54% 16 63%
2	SKOGSTAD Geir Arne	Draws	5 35%	7 86% 12 65%
		Take-outs	4 69%	0 - 4 69%
		Total	9 50%	7 86% 16 66%
1	LOECHEN Sissel	Draws	10 68%	2 63% 12 67%
		Take-outs	3 67%	1 0% 4 50%
		Total	13 67%	3 42% 16 63%
A	SVEBERG Mia	Draws	0 -	0 - 0 -
		Take-outs	0 -	0 - 0 -
		Total	0 -	0 - 0 -
Team		Draws	31 70%	14 79% 45 73%
		Take-outs	14 66%	5 15% 19 53%
		Total	45 69%	19 62% 64 67%

GBR - Great Britain		⌚	⌚	Game
4	EWAN Gregor	Draws	3 58%	2 0% 5 35%
		Take-outs	5 80%	5 60% 10 70%
		Total	8 72%	7 43% 15 58%
3	NIBLOE Hugh	Draws	1 75%	2 88% 3 83%
		Take-outs	6 33%	7 61% 13 48%
		Total	7 39%	9 67% 16 55%
2	MELROSE David	Draws	0 -	3 75% 3 75%
		Take-outs	3 33%	10 35% 13 35%
		Total	3 33%	13 44% 16 42%
1	DAWSON-FARRELL Meggan	Draws	5 100%	4 44% 9 75%
		Take-outs	2 25%	5 0% 7 7%
		Total	7 79%	9 19% 16 45%
A	SMITH Gary	Draws	0 -	0 - 0 -
		Take-outs	0 -	0 - 0 -
		Total	0 -	0 - 0 -
Team		Draws	9 83%	11 52% 20 66%
		Take-outs	16 47%	27 40% 43 42%
		Total	25 60%	38 43% 63 50%

**Note:**  
Position and function for each team member:  
4 = Fourth, 3 = Third, 2 = Second, 1 = Lead, A = Alternate, S = Skip, V = Vice-Skip

**Legend:**  
⌚ Clockwise      ⌚ Counter-clockwise      F Female  
LSFE(\*) Last Stone First End      M Male





**Game - Shot by Shot**  
每投统计数据

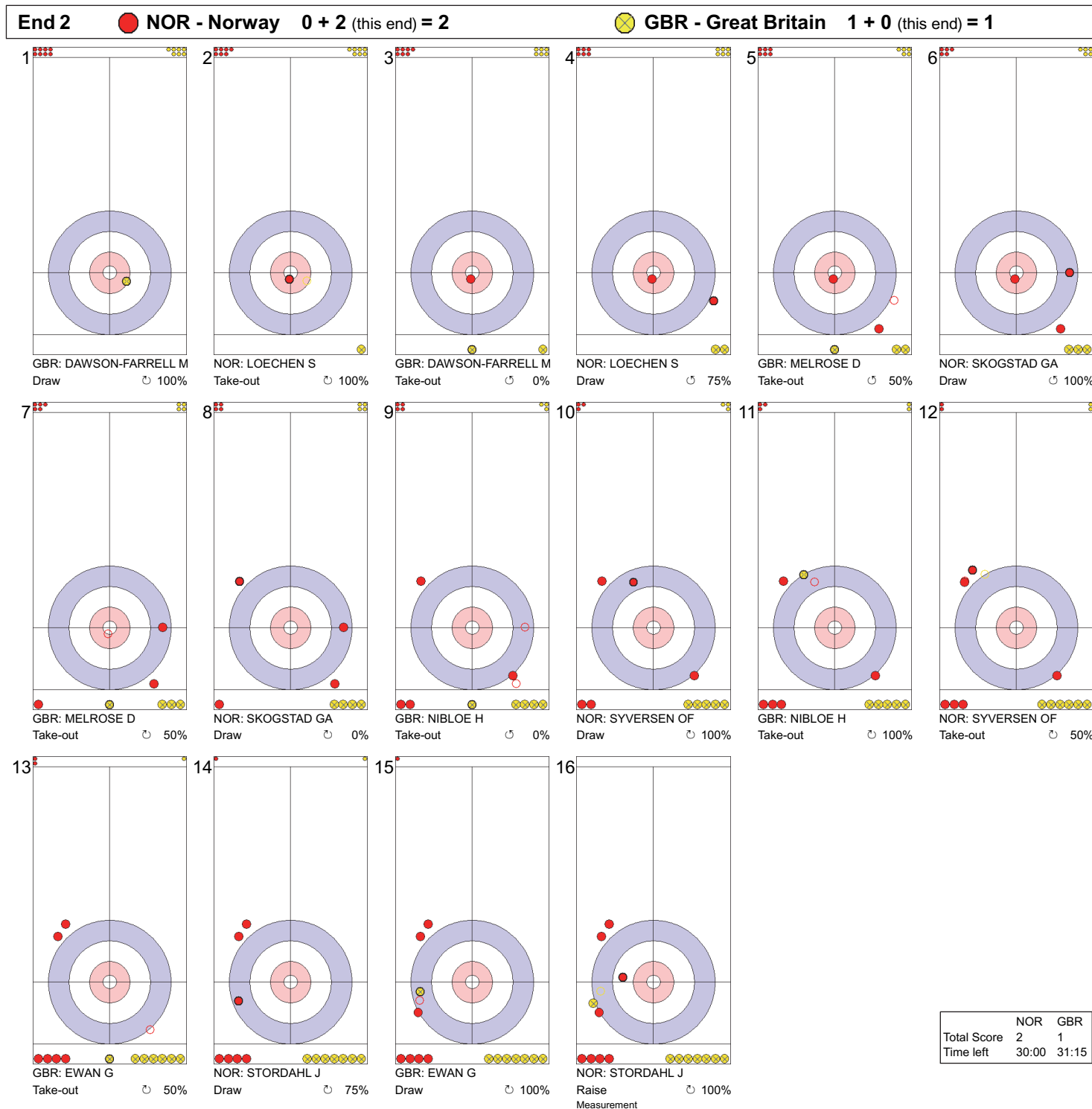


**Legend:**

↻ Clockwise      ↺ Counter-clockwise      - Not considered



### Game - Shot by Shot 每投统计数据

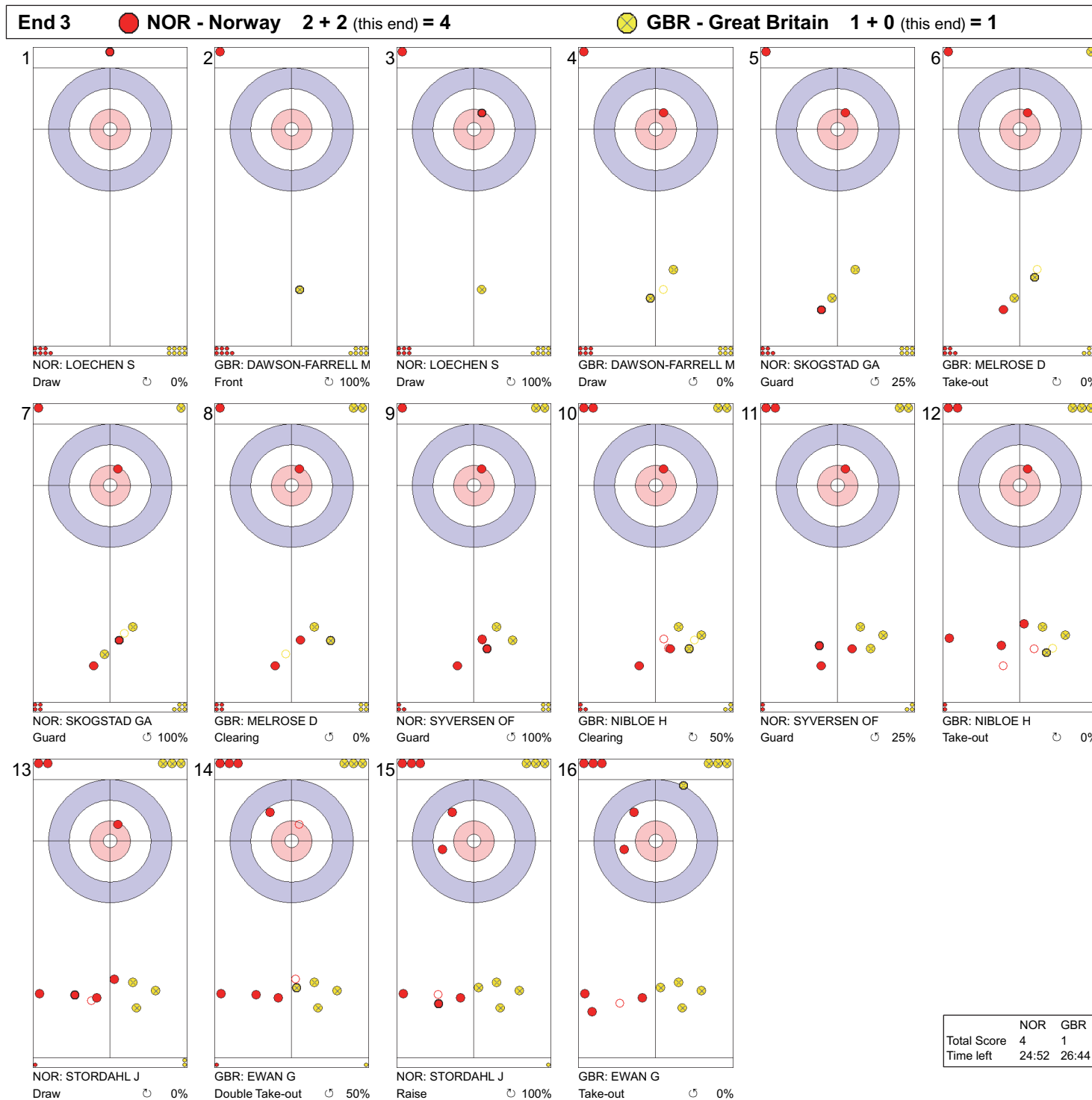


**Legend:**

↻ Clockwise      ↺ Counter-clockwise      - Not considered



**Game - Shot by Shot**  
每投统计数据

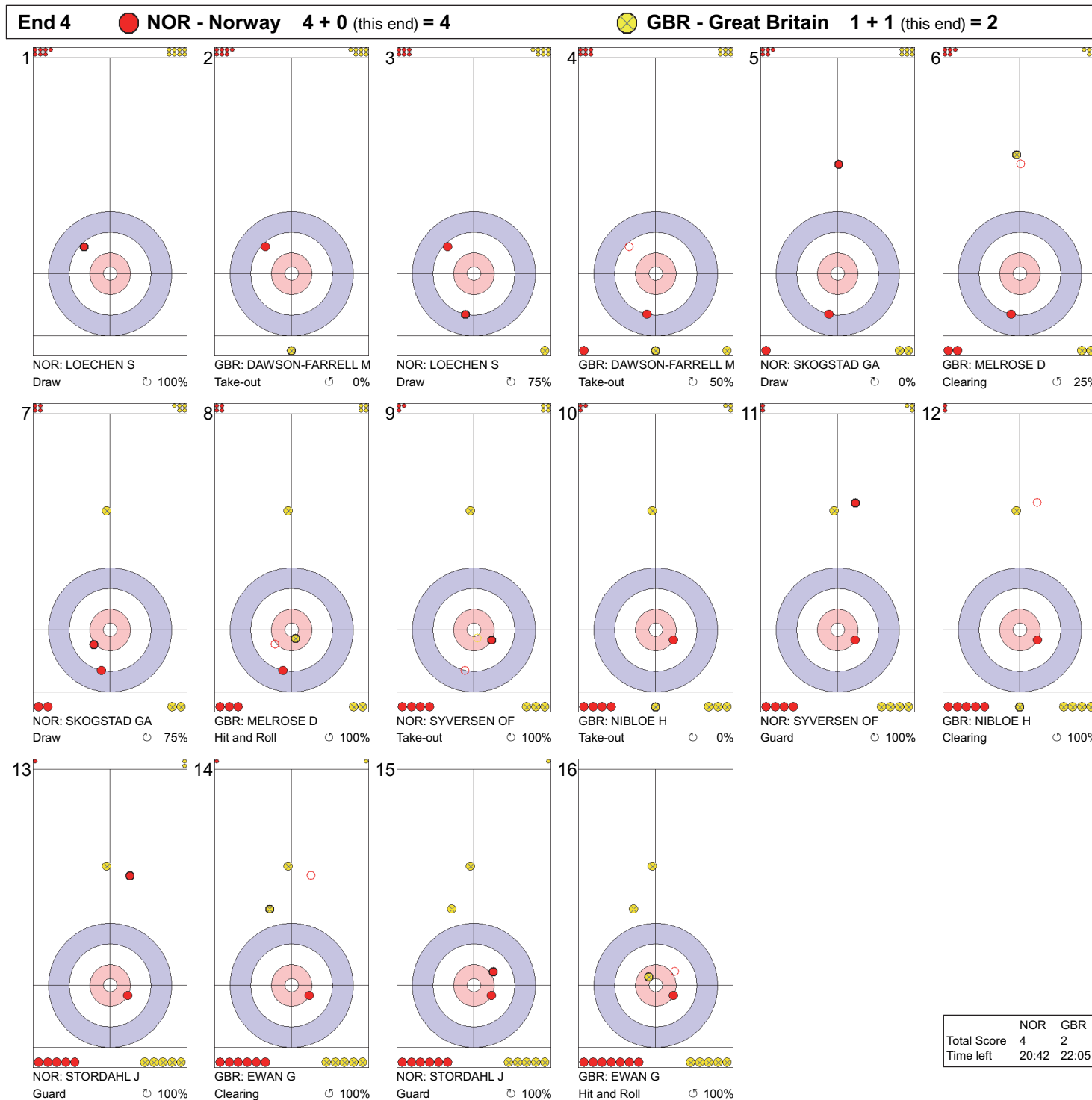


**Legend:**

↻ Clockwise      ↺ Counter-clockwise      - Not considered



Game - Shot by Shot  
每投统计数据

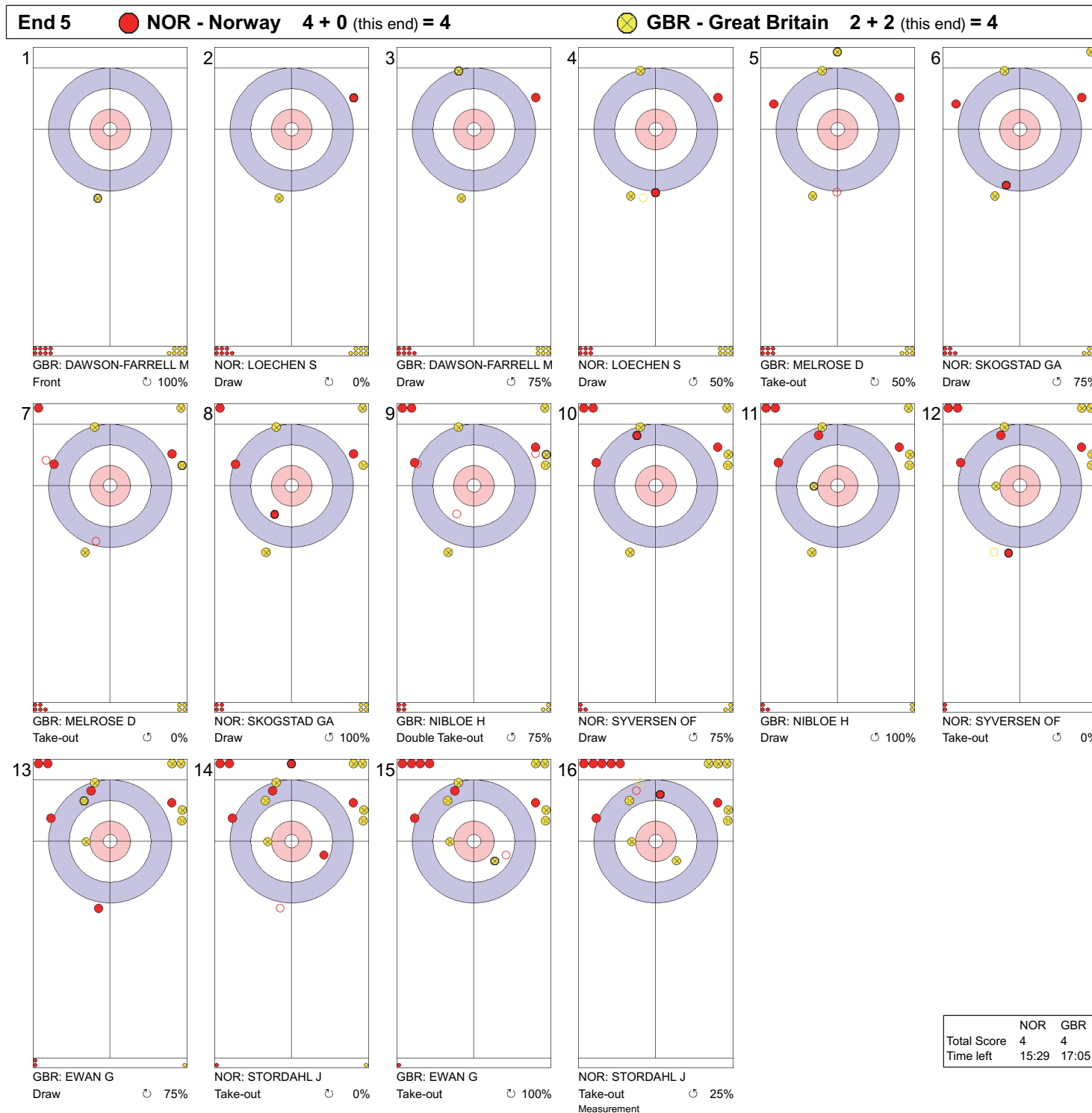


Legend:

↻ Clockwise      ↺ Counter-clockwise      - Not considered



**Game - Shot by Shot**  
每投统计数据

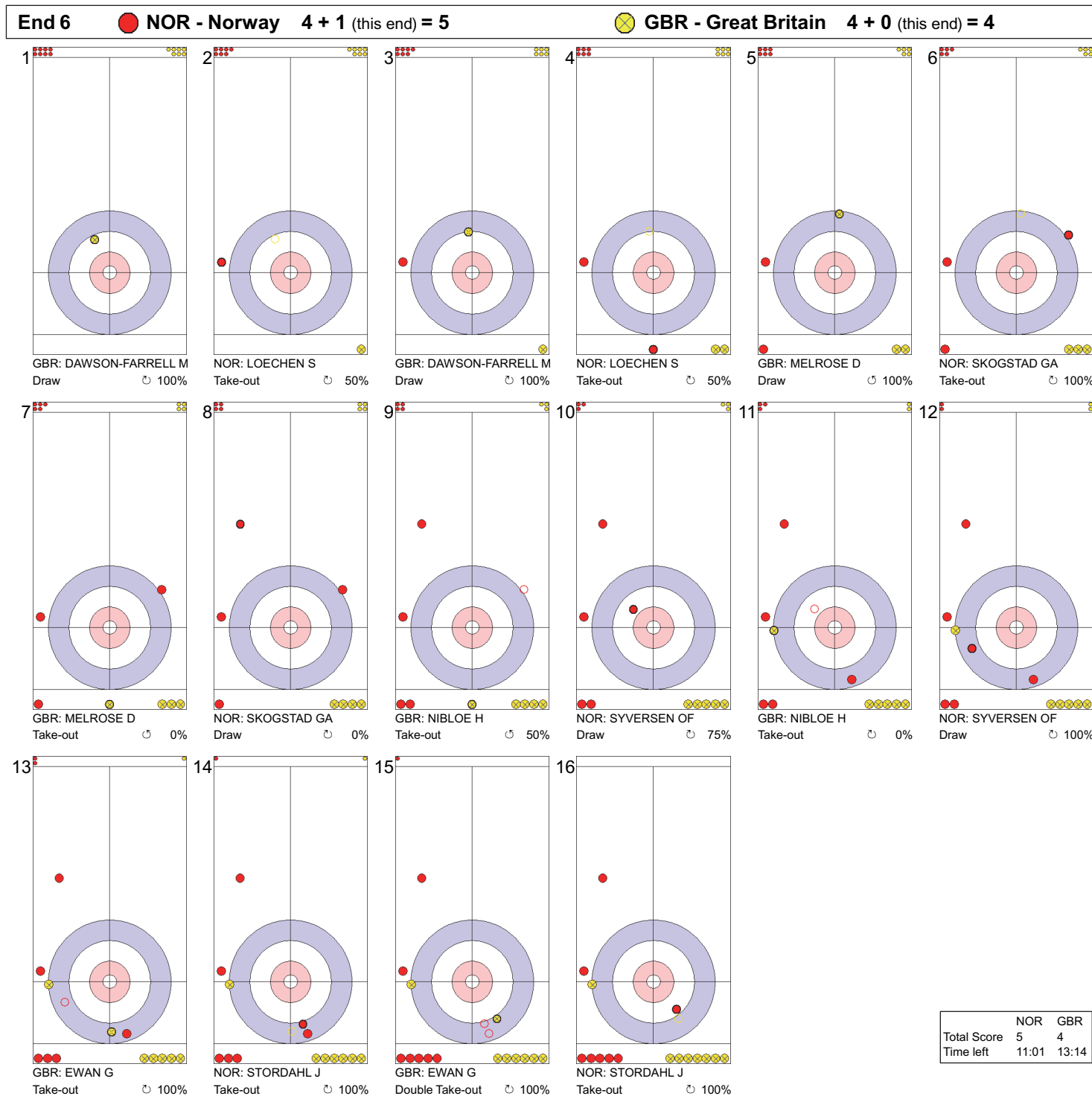


**Legend:**

↻ Clockwise      ↺ Counter-clockwise      - Not considered



**Game - Shot by Shot**  
每投统计数据

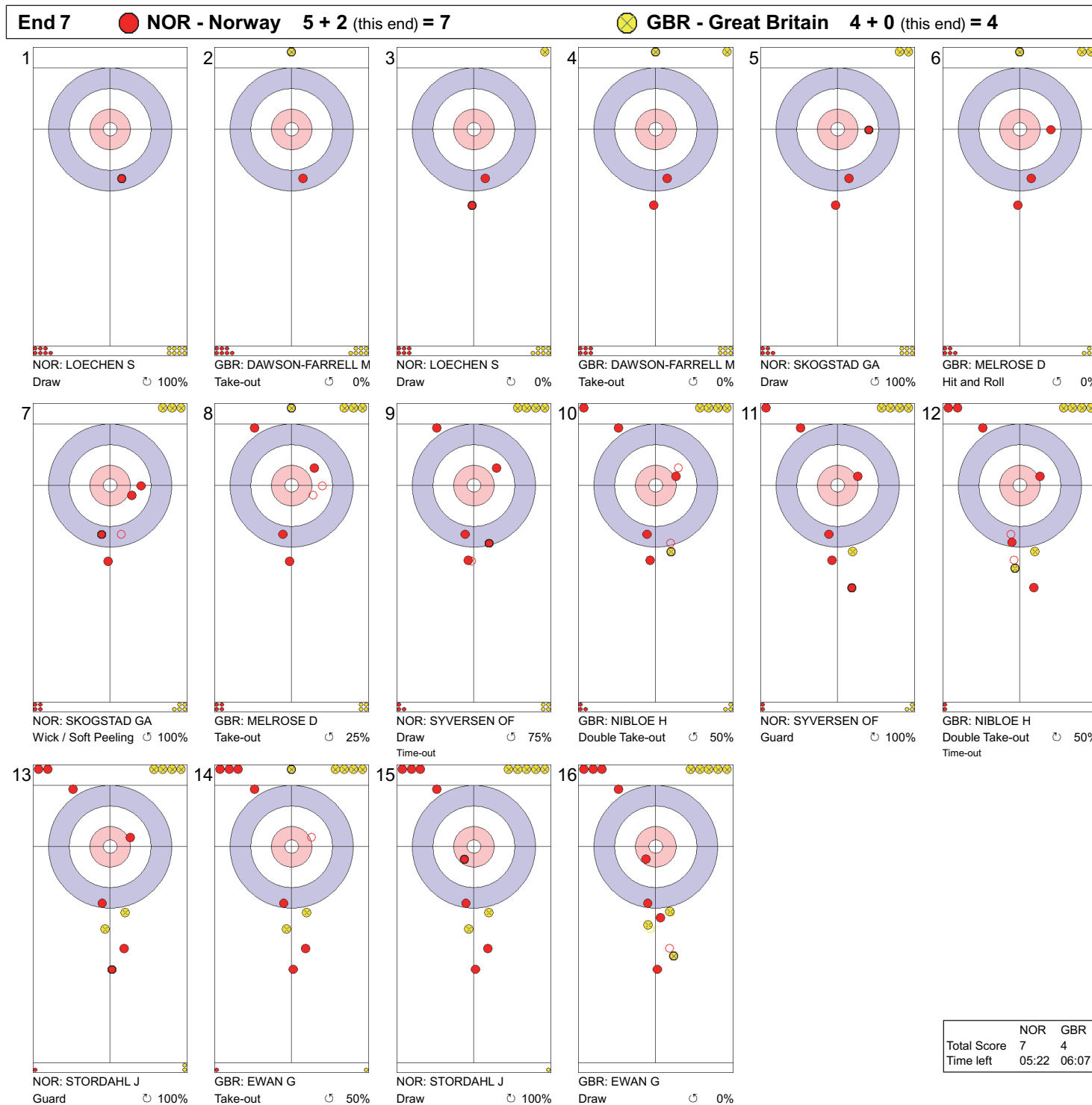


**Legend:**



↻ Clockwise   ↺ Counter-clockwise   - Not considered



**Game - Shot by Shot**  
每投统计数据

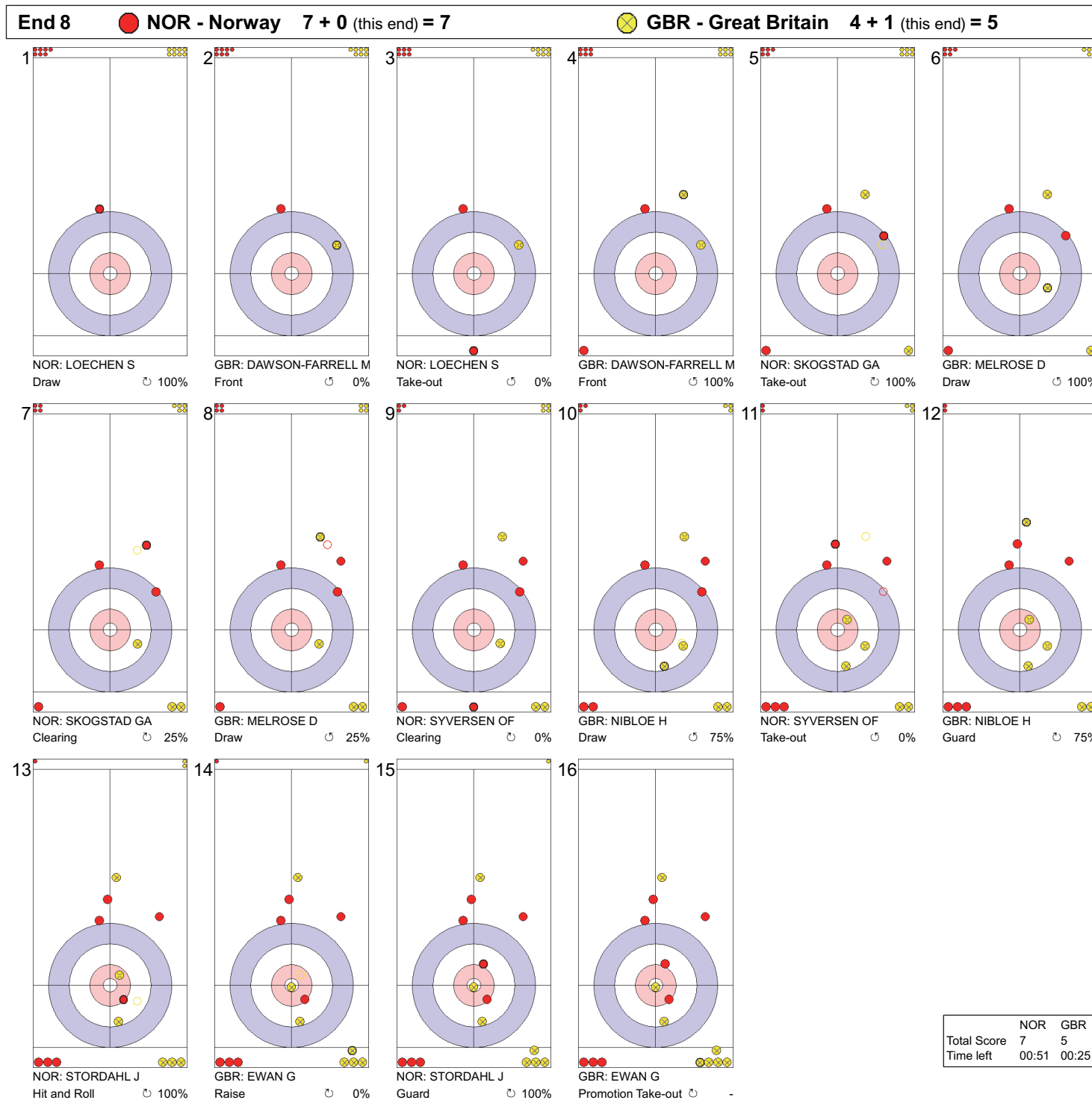


	NOR	GBR
Total Score	7	4
Time left	05:22	06:07

**Legend:**  
 Clockwise     
  Counter-clockwise     
 - Not considered



Game - Shot by Shot  
每投统计数据



Legend:

⌚ Clockwise   ⌚ Counter-clockwise   - Not considered





**Entry List by NPC**  
国家(地区)残奥委会报名表

**REVISED**

7 MAR 16:20

As of MON 7 MAR 2022

<b>CAN - Canada</b>			
4	THURSTON Jon	M	R
3 V	FORREST Ina	F	L
2	THIESSEN Dennis	M	L
1 S	IDESON Mark	M	R
A	JOSEPH Collinda	F	R
C	LIZMORE Mick		
O	MORGAN Wendy		
O	PAQUETTE Kyle		

<b>CHN - People's Republic of China</b>			
4 S	WANG Haitao	M	L
3 V	CHEN Jianxin	M	L
2	ZHANG Mingliang	M	R
1	YAN Zhuo	F	R
A	SUN Yulong	M	R
C	YUE Qingshuang		
O	LI Jianrui		
O	ZHANG Liyuan		

<b>EST - Estonia</b>			
4 S	KOITMAE Andrei	M	R
3 V	MURASOV Lauri	M	R
2	MATAS Mait	M	R
1	RIIDEBACH Katlin	F	R
A	FALKENBERG Signe	F	R
C	BOWDEN Christopher (CAN)		
T	KIENS Kristel		
O	JOOSING Mihkel		

<b>GBR - Great Britain</b>			
4 V	EWAN Gregor	M	R
3 S	NIBLOE Hugh	M	R
2	MELROSE David	M	R
1	DAWSON-FARRELL Meggan	F	R
A	SMITH Gary	M	R
C	SWAN Sheila		
O	MORE Kenny		
O	MORE Craig		

<b>KOR - Republic of Korea</b>			
4 S	GO Seungnam	M	L
3	JANG Jaehyuk	M	R
2	JUNG Sunghun	M	R
1 V	BAEK Hyejin	F	R
A	YOON Eungu	M	R
C	KIM Seungmin		
2C	LEE Yoon Mi		
O	LIM Sung Min		

<b>LAT - Latvia</b>			
4 S	ROZKOVA Polina	F	R
3	DJACENKO Sergejs	M	R
2	LASMANS Agris	M	R
1 V	BRIEDIS Ojars	M	L
A	DIMBOVSKIS Aleksandrs	M	R
C	VEIDEMANIS Arnis		
2C	JESKE Rihards		
O	-		

<b>NOR - Norway</b>			
4 S	STORDAHL Jostein	M	R
3 V	SYVERSEN Ole Fredrik	M	R
2	SKOGSTAD Geir Arne	M	R
1	LOECHEN Sissel	F	B
A	SVEBERG Mia	F	R
C	DAHLMAN Peter (SWE)		
O	FREY Staale		
O	-		

<b>SUI - Switzerland</b>			
4 V	BURGENER Hans	M	L
3 S	KNEUBUEHL Laurent	M	L
2	JAQUEROD Francoise	F	R
1	MATHEZ Cynthia	F	R
A	DELACRETAZ Patrick	M	R
C	PFISTER Stephan		
T	HEINIGER Andreas		
O	HAGGENMACHER Lukas		

<b>SVK - Slovakia</b>			
4 V	ZATKO Peter	M	R
3 S	DURIS Radoslav	M	R
2	PITONAK Dusan	M	R
1	KUNKELOVA Monika	F	R
A	KANOVA Alena	F	R
C	PITONAK Frantisek		
O	BUBENIK Milan		
O	-		

<b>SWE - Sweden</b>			
4 S	PETTERSSON-DAHL Viljo	M	R
3	PERSSON Ronny	M	R
2	ENGBORG Mats-Ola	M	R
1 V	ULANDER Kristina	F	R
A	JOHANSSON Sabina	F	R
C	KREVIASZUK Alison		
NC	NARUP Peter		
O	PETTERSSON Mikael		



**Entry List by NPC**  
国家(地区)残奥委会报名表

As of MON 7 MAR 2022

**REVISED**

7 MAR 16:20

USA - United States of America			
4 S	THUMS Matthew	M	R
3 V	EMT Steve	M	R
2	SAMSA Dave	M	R
1	URANCHIMEG Batoyun	F	R
A	WILSON Pamela	F	R
C	SCHIEBER Russell		
O	ANNIS Peter		
O	MISKOVSKY Shana		

**Note:**

Position and function for each team member:

**4** = Fourth, **3** = Third, **2** = Second, **1** = Lead, **A** = Alternate, **S** = Skip, **V** = Vice-Skip

**C** = Coach, **2C** = 2nd Team Coach, **NC** = National Coach, **T** = Translator, **O** = Team Official

**Legend:**

**B** Both-handed

**F** Female

**L** Left-handed

**M** Male

**R** Right-handed

**REVISED**

**EST: The function for KIENS Kristel has been adjusted.**



**Competition Officials**  
竞赛官员

**REVISED**  
3 MAR 17:41

As of THU 3 MAR 2022

Function	Name	Organisation
<b>WCF President:</b>	CAITHNESS Kate	GBR - Great Britain
<b>WCF Technical Delegates:</b>	SNITIL Jiri	CZE - Czech Republic
	WILLMS Karri	CAN - Canada
<b>Chief Umpire:</b>	KIRTON Linda	CAN - Canada
<b>Deputy Chief Umpire:</b>	IMLAY David	GBR - Great Britain
<b>Game Umpires:</b>	BARROWMAN Glenda	GBR - Great Britain
	CHRIST BUETTLER Franziska	SUI - Switzerland
	HUCKLE Anja	GER - Germany
	KIM Byung Chul	KOR - Republic of Korea
	KIM Se-Mi	KOR - Republic of Korea
	MICHALKA Rastislav	SVK - Slovakia
	TRAILA Octavia	ROU - Romania
	YU Liang	CHN - People's Republic of China
	MATAU Cristian	ROU - Romania
<b>Chief Ice Technician:</b>	CALLAN Mark	GBR - Great Britain
<b>Deputy Chief Ice Technician:</b>	ROETHLISBERGER Stefan	SUI - Switzerland
<b>Chief Timer:</b>	YEATS Brian	GBR - Great Britain
<b>Deputy Chief Timer:</b>	NIU Xiaoxian	CHN - People's Republic of China
<b>Chief Statistician:</b>	MATAU Cristian	ROU - Romania
<b>Doping Control Officer:</b>	OGAWA Toyokazu	JPN - Japan

**REVISED**

The family name has been revised for CHRIST BUETTLER Franziska.



**Competition Schedule**  
竞赛日程

**REVISED**  
3 MAR 17:29

As of THU 3 MAR 2022

Date	Start Time	Session	Sheet A	Sheet B	Sheet C	Sheet D	BYE	
SAT 5 MAR	14:35	1	SUI - SWE	CHN - CAN	SVK - USA	NOR - GBR	EST, KOR, LAT	
	19:35	2	LAT - KOR	USA - GBR		CAN - SUI	CHN, EST, NOR, SVK, SWE	
SUN 6 MAR	9:35	3		SVK - NOR	CHN - SWE		CAN, EST, GBR, KOR, LAT, SUI, USA	
	14:35	4		SUI - KOR	CAN - LAT	EST - USA	CHN, GBR, NOR, SVK, SWE	
	19:35	5	EST - CHN		KOR - NOR	SVK - LAT	CAN, GBR, SUI, SWE, USA	
MON 7 MAR	9:35	6	USA - CAN	LAT - EST	SUI - GBR		CHN, KOR, NOR, SVK, SWE	
	14:35	7	NOR - EST	KOR - CHN		LAT - SWE	CAN, GBR, SUI, SVK, USA	
	19:35	8	CHN - SUI	GBR - SVK	SWE - CAN	USA - NOR	EST, KOR, LAT	
TUE 8 MAR	9:35	9		SUI - LAT	GBR - EST	KOR - CAN	CHN, NOR, SVK, SWE, USA	
	14:35	10	SVK - KOR	SWE - EST	LAT - NOR		CAN, CHN, GBR, SUI, USA	
	19:35	11	GBR - SWE	CAN - SVK	CHN - USA	NOR - SUI	EST, KOR, LAT	
WED 9 MAR	9:35	12		NOR - SWE	EST - KOR	CHN - SVK	CAN, GBR, LAT, SUI, USA	
	14:35	13	SWE - SVK	USA - SUI	NOR - CHN	CAN - GBR	EST, KOR, LAT	
	19:35	14	KOR - GBR	EST - CAN	USA - LAT		CHN, NOR, SUI, SVK, SWE	
THU 10 MAR	9:35	15	CAN - NOR	CHN - GBR	SVK - SUI	SWE - USA	EST, KOR, LAT	
	14:35	16	SUI - EST	KOR - USA		GBR - LAT	CAN, CHN, NOR, SVK, SWE	
	19:35	17	LAT - CHN		KOR - SWE	SVK - EST	CAN, GBR, NOR, SUI, USA	
FRI 11 MAR	14:35	Semi-Finals						
	19:35	Bronze Medal Game						
SAT 12 MAR	14:35	Gold Medal Game						

**Note:**

First named team in each game plays red-handled stones and wears dark coloured upper playing garments. Please check online for more details and the latest updates.

**REVISED**

Report updated due to IPC decision to decline entries from RPC and BLR.



Official Communication  
官方通告

Item: 1

Neutral Paralympic Athletes removed from Wheelchair Curling event

**Summary:**

Following the decision by the International Paralympic Committee Governing Board today (Thursday 3 March), the Russian Paralympic Committee, set to compete as Neutral Paralympic Athletes (NPA), will no longer feature in the Wheelchair Curling event at the Beijing 2022 Paralympic Winter Games. The field will now consist of the remaining 11 teams.

**Details:**

A team with a bye may practice (30 minutes) at the start of the scheduled game time. A team with a bye will not have pre-game practice and won't play the Last Stone Draws, and will not participate at the pre-game introductions.

Issued by: WCF Technical Delegate  
Time: 19:30  
Date: 3 MAR 2022

This decision affects: Results  
Schedule  
Other

X
X



## Sport Communication 竞赛通告

Item: 1

### Competition Schedule Pre-Game Practice Update

Due to the change of number of teams being 11 playing 10 games of Round Robin every team will have the same number of 1st and 2nd pre-game practices. To achieve this, the following pre-game practices have been adjusted:

Session 3	CHN v SWE	SWE 1st pre-game practice playing yellow stones
Session 14	KOR v GBR	GBR 1st pre-game practice playing yellow stones
Session 17	SVK v EST	EST 1st pre-game practice playing yellow stones

Coin tosses done at the Team Meeting are no longer in effect. In all other remaining games first named teams will have 1st pre-game practice.

Issued by: WCF Technical Delegate  
Time: 14:10  
Date: 4 MAR 2022



一起向未来  
Together for a Shared Future