



WHEELCHAIR BASKETBALL

Results Book

The Tokyo Organising Committee
of the Olympic and Paralympic Games

Ver.1.0
5 SEP 2021 15:00



Version History

| Version | Date | Created by | Comments |
|---------|---------------|---------------------------|------------------|
| 1.0 | 5 SEP 2021 | José Alberto SANTACANA | First Version |

Table of Contents

Competition Format and Rules

Medallists by Event

Men

Medallists

Tournament Summary

Team Roster

Results

Cumulative Statistics

Overall Team Statistics

Team Statistics

Individual Statistics

Women

Medallists

Tournament Summary

Team Roster

Results

Cumulative Statistics

Overall Team Statistics

Team Statistics

Individual Statistics

Attendance Summary

Competition Officials

IWBF Referees



Competition Format and Rules

競技形式および規則

As of THU 19 AUG 2021

PARALYMPIC COMPETITION FORMAT

The wheelchair basketball event at the Tokyo 2020 Paralympic Games comprises men's and a women's competitions, with 12 teams in the former and 10 in the latter. Teams have qualified for the Summer Paralympic Games through their zonal championships in Africa, the Americas, Asia/Oceania and Europe.

Both competitions start with group stage play in a round robin format followed by the knockout stages, which consist of quarterfinals, semifinals and then the medal games. There are also classification games for those teams that do not progress to the knock-out stages, to determine their overall standings in the competition.

In the men's competition, the 12 teams are divided into two groups of six. These groups are determined by their zonal rankings from qualification events and a draw. Each team will play five games in a round robin format and the top four in each group progress to the quarterfinals, with the bottom two teams from each group playing classification matches to determine the rankings from ninth to 12th. The winners of the quarterfinals progress to the semifinals and the losers play classification matches to determine the rankings from fifth to eighth. The winners of the semifinals then play in the gold medal match, while the losing teams contest the bronze medal match.

In the women's competition, the 10 teams are divided into two groups of five. These groups are determined by their zonal rankings from qualification events and a draw. Each team will play four games in a round robin format and the top four in each group progress to the quarterfinals, with the bottom teams from each group facing each other for ninth and 10th place. The winners of the quarterfinals progress to the semifinals, while the losers play classification matches to determine the rankings from fifth to eighth. The winners of the semifinals then play in the gold medal match, while the losing teams contest the bronze medal match.

A team is composed of five players. In wheelchair basketball, players are classified on a point system from one to 4.5, depending on the degree of impairments, and the sum of points must be 14 or less in a team.

Competition rules

The wheelchair basketball competition will be held in accordance with the editions of the following documents that are in force at the time of the Games:

- The 2018 International Wheelchair Basketball Federation (IWBF) Official Wheelchair Basketball Rules (available at <https://iwbf.org/rules-of-wheelchair-basketball/>)
- The IPC Handbook (available at www.paralympic.org/the-ipc/handbook)

The IWBF, working with the Tokyo 2020 competition management, will be responsible for the technical control and direction of the wheelchair basketball competition at the Tokyo 2020 Paralympic Games.

CHANGES SINCE THE RIO 2016 PARALYMPIC GAMES

There are no differences from Rio 2016.

DIFFERENCES FROM THE OLYMPIC GAMES

- Women's tournament only has 10 teams in the Paralympic Games.
- No classification matches in the Olympic tournament.
- Number of groups and group size are different between the Olympic and Paralympic Games.
- No double dribble rule in the wheelchair basketball competition.



Sport Terminology

競技用語

As of THU 19 AUG 2021

| TERM | DEFINITION |
|-------------------------------|---|
| 14-point rule | A wheelchair basketball-specific rule; the total player classification points of five players on court cannot exceed 14 points at any given time. If, at any time during a game, a team exceeds the 14-point limit, a technical foul will be charged to the coach with a correction in the line-up to be made at the same time. |
| 14-second rule | When a team which regains control of the ball is the same team that was in control of the ball before the ball touched the ring, a shot for goal must be attempted by this team within 14 seconds. Infraction of this article is a violation. |
| 24-second rule | When a player gains control of a live ball on the court, a shot for goal must be attempted by his team within 24 seconds. Infraction of this article is a violation. |
| Alternating possession gained | Any situation that would require a tap ball at the beginning of any period, other than the first period, or during the game, will be ruled as alternating possession gained by the team not in possession of the ball. |
| Assist | A pass to a teammate that leads directly to a basket. |
| Biggest lead | Highest score difference at any moment of the game. If a team has never led, the value of biggest lead is zero. |
| Biggest lead score | The game score at the point in time of the biggest lead. |
| Biggest scoring run | Largest number of consecutive points scored by one team without any points scored by the opponent. |
| Blocked shot | When the defence deflects or stops a shot attempt by hand while the ball is still on its upward flight. |
| Captain | Leader of the team elected by the players or appointed by the coach. |
| Crew chief | The lead official on the court. Has the final decision on any on-court incidents. |
| Defensive rebound | Taking possession of the ball after a missed shot by an opponent. |
| Disqualifying foul | Any flagrantly unsportsmanlike infraction. |
| Double foul | Two opposing players commit fouls against each other at approximately the same time. |
| Efficiency | A statistical benchmark for comparing the overall performance of players and teams. It is defined by the formula: |



| TERM | DEFINITION |
|-----------------------|---|
| | $\text{Efficiency} = (\text{points} + \text{rebounds} + \text{assists} + \text{steals} + \text{blocks}) - ((\text{field goal attempts} - \text{field goal made}) + (\text{free throw attempts} - \text{free throws made}) + \text{turnover})$ |
| Fast break point | Point scored from a very quick counterattack. |
| Field goal | A basket scored from any action on the playing court, except free throws. |
| Fifth foul | A player who has committed five personal and/or technical fouls must automatically leave the game. |
| Fouls drawn | Personal fouls committed on a player. |
| Free throw | An opportunity given to a player to score one point, uncontested, from a position behind the free throw line and inside the semicircle. |
| Game | A game is played by two teams of five players each, in four periods of 10 minutes each (4x10 minutes). |
| Game lost by default | <p>A team shall lose a game by default if, during the game, the number of team players on the court is less than two.</p> <p>If, at the time the game is stopped, the team to which the game is awarded is winning, the score at that time shall stand. If the team to which game is awarded is not winning, the score shall be recorded as 2 to 0 in its favour. The defaulting team shall receive 1 classification point.</p> |
| Game lost by forfeit | <p>A team shall lose the game by forfeit if:</p> <ol style="list-style-type: none"> 1. It refuses to play after being instructed to do so by the crew chief 2. By its actions it prevents the game from being played 3. Fifteen minutes after the starting time, the team is not present or is not able to field five players. The game is awarded to the opponents and score shall be recorded as 20-0. Furthermore, the forfeiting team shall receive 0 classification points. |
| Goal difference | The difference between points scored and points conceded. |
| Held ball | A held ball occurs when one or more players from opposing teams have one or both hands firmly on the ball so that neither player can gain control without undue roughness. |
| Instant replay system | The instant replay system is a video review system that can be used by the crew chief to verify certain game situations before making a final decision. |
| Lifting violation | Lifting is the act of raising the buttocks off the wheelchair's seating platform in order to gain an unfair advantage. Infraction of this article is a technical foul. |
| Offensive foul | When an offensive player, with or without the ball, makes illegal contact with an opponent. It will be also charged as a turnover to this player. |



| TERM | DEFINITION |
|-------------------------------------|---|
| Offensive rebound | When a player grabs their own or a teammate's missed shot attempt. |
| Overtime | Extra period(s) (lasting five minutes each), played if the score is tied at the end of fourth period. As many overtime periods as required are played until one team emerges as the winner. |
| Personal foul | A player foul which involves illegal contact with an opposing player, whether the ball is live or dead. |
| Player classification points system | A point value assigned to each athlete depending on their impairment. The valid player classifications in the IWBF are 1.0, 1.5, 2.0, 2.5, 3.0, 3.5, 4.0 and 4.5. |
| Player disqualification | A flagrant foul penalised by expulsion from the game. |
| Playing position | A player's position on the court due to the team's arrangement for a specific playing design. The playing positions are: G - guard F - forward C - centre |
| Points from turnover | Points scored following a turnover without the game clock being stopped and without the possession of the ball changing. |
| Points in the paint | Points scored inside the painted (restricted) area. |
| Second chance points | Points scored following an offensive rebound without the game clock being stopped and without the possession of the ball changing. |
| Steal | A defensive action which causes a turnover by an opponent. |
| Tap-off | A tap-off occurs when an official tosses the ball in the centre circle between any two opponents at the beginning of the first quarter. |
| Team fouls penalty rule | When the players of a team, in a period of a game (10 minutes), have committed four player fouls (personal and/or technical), all subsequent player personal fouls shall be penalised by two free throws. |
| Team rebound | A team rebound is charged when: The ball goes out of bounds immediately after a missed field goal or free throw attempt and before any player gains control of the ball; A foul occurs immediately after a missed field goal or free throw attempt and before any player gains control of the ball. |
| Team turnover | A team turnover is charged for all eight, 14 and 24-second violations. |



| TERM | DEFINITION |
|----------------------|---|
| Technical foul | A deliberate or a repeated infringement of the proper conduct of the game or of the spirit of sportsmanship and fair play. Technical fouls by a player are all player fouls, which do not involve contact with an opponent. |
| Three-second rule | When the team is in control of the ball, a player of the team shall not remain for more than three consecutive seconds in the restricted area. Infraction of this article is a violation. |
| Time played | The sum of time that the player is on the court. |
| Timeout | A timeout is a one-minute interruption of the game requested by the coach or assistant coach. |
| Turnover | If the offensive team loses possession of the ball without attempting either a field goal or a free throw. |
| Unsportsmanlike foul | Personal foul on a player with or without the ball, which in the opinion of the official, was deliberately committed by the player against an opposing player. |
| Violation | <p>An infraction of the rules of the game.</p> <ul style="list-style-type: none"> Travelling (three pushes) Three-second violation Closely guarded player five second violation Eight-second violation 14-second shot clock violation 24-second shot clock violation Ball returned to back court Player out-of-bounds and ball out of bounds Lifting |



Medallists by Event

種目別メダリスト

As of SUN 5 SEP 2021 at 14:04

| Event | Date | Medal | Name | NPC Code |
|-------|-----------|--------|--|----------|
| Men | SUN 5 SEP | GOLD | 1 SANCHEZ Jorge 2 WILLIAMS Jacob 4 TUREK Joshua 5 PAYE Michael 6 LESPERANCE Matt 7 NEISWENDER Ryan 8 BELL Brian 9 SCOTT Matt 11 SERIO Steve 15 HINZE Nate 16 JENIFER Trevon 33 BOIE John | USA |
| | | SILVER | 1 TOYOSHIMA Akira 2 CHOKAI Renshi 6 KAWAHARA Rin 7 FURUSAWA Takuya 8 AKAISHI Ryuga 10 MIYAJIMA Tetsuya 11 FUJISAWA Kiyoshi 13 FUJIMOTO Reo 21 TAKAMATSU Yoshinobu 25 AKITA Kei 26 IWAI Takayoshi 55 KOZAI Hiroaki | JPN |
| | | BRONZE | 4 CHOUDHRY Gaz 7 BYWATER Terry 9 BROWN Harrison 10 JAMA Abdi 12 WARBURTON Gregg 13 SAGAR Ian 14 MANNING Lee 15 FOX Ben 16 PALMER James 17 MACSORLEY James 18 BRIDGE Billy 20 EDWARDS Lewis | GBR |



Medallists by Event

種目別メダリスト

As of SUN 5 SEP 2021 at 14:04

| Event | Date | Medal | Name | NPC Code |
|-------|-----------|--------|---|----------|
| Women | SAT 4 SEP | GOLD | 1 TAGGENBROCK Anouk 2 ARTS Ilse 4 van HEES Sylvana 5 FRELINK Lindsay 6 VISSER Jitske 8 van der SPRONG Julia 9 KRAMER Bo 10 WIMMENHOEVE Xena 11 KORVER Cher 12 PRONK Saskia 14 de ROOIJ Carina 15 BEIJER Mariska | NED |
| | | SILVER | 5 CHEN Xuejing 6 ZHANG Xuemei 7 ZHANG Tonglei 8 LYU Guidi 9 LIN Suiling 10 HUANG Xiaolian 11 DAI Jiameng 12 LEI Tianjiao 13 CHEN Wenli 15 YANG Yan 16 DENG Mingzhu 23 CHEN Meier | CHN |
| | | BRONZE | 1 IBANEZ Alejandra 3 BAULEKE Abigail 4 VORIS Zoe 5 HUNTER Darlene 7 ASLAKSON Josie 8 SCHNEIDER Natalie 15 HOLLERMANN Rose 21 EATON Kaitlyn 24 ZURBRUGG Lindsey 43 MOODY Bailey 54 GONZALEZ Ixhelt 55 RYAN Courtney | USA |



Medallists

メダリスト

| GOLD | SILVER | BRONZE |
|----------------------------|------------------------|----------------------------|
| USA - United States | JPN - Japan | GBR - Great Britain |
| 1 SANCHEZ Jorge | 1 TOYOSHIMA Akira | 4 CHOUDHRY Gaz |
| 2 WILLIAMS Jacob | 2 CHOKAI Renshi | 7 BYWATER Terry |
| 4 TUREK Joshua | 6 KAWAHARA Rin | 9 BROWN Harrison |
| 5 PAYE Michael | 7 FURUSAWA Takuya | 10 JAMA Abdi |
| 6 LESPERANCE Matt | 8 AKAISHI Ryuga | 12 Warburton Gregg |
| 7 NEISWENDER Ryan | 10 MIYAJIMA Tetsuya | 13 SAGAR Ian |
| 8 BELL Brian | 11 FUJISAWA Kiyoshi | 14 MANNING Lee |
| 9 SCOTT Matt | 13 FUJIMOTO Reo | 15 FOX Ben |
| 11 SERIO Steve | 21 TAKAMATSU Yoshinobu | 16 PALMER James |
| 15 HINZE Nate | 25 AKITA Kei | 17 MACSORLEY James |
| 16 JENIFER Trevon | 26 IWAI Takayoshi | 18 BRIDGE Billy |
| 33 BOIE John | 55 KOZAI Hiroaki | 20 EDWARDS Lewis |



Tournament Summary

大会概況

As of SUN 5 SEP 2021 at 14:01

Today's Matches

| Phase | Teams | Start Time | Venue | Final | Q1 | Q2 | Q3 | Q4 |
|--------------------|------------|------------|--------------|---------|---------|---------|---------|---------|
| Bronze Medal Match | ESP vs GBR | 10:00 | Ariake Arena | 58 - 68 | 13 - 13 | 17 - 15 | 10 - 22 | 18 - 18 |
| Gold Medal Match | USA vs JPN | 12:30 | Ariake Arena | 64 - 60 | 18 - 18 | 14 - 9 | 13 - 19 | 19 - 14 |

| Group A | | | | | | | | Matches | | | Points | | | Class. |
|---------|-----|-------|-------|-------|-------|-------|-------|---------|-----|------|--------|---------|-------|--------|
| Rank | | ESP | JPN | TUR | CAN | KOR | COL | Played | Won | Lost | For | Against | Diff. | Points |
| 1 | ESP | | 79-61 | 79-61 | 78-41 | 65-53 | 74-56 | 5 | 5 | 0 | 375 | 272 | +103 | 10 |
| 2 | JPN | 61-79 | | 67-55 | 62-56 | 59-52 | 63-56 | 5 | 4 | 1 | 312 | 298 | +14 | 9 |
| 3 | TUR | 61-79 | 55-67 | | 77-73 | 80-70 | 80-38 | 5 | 3 | 2 | 353 | 327 | +26 | 8 |
| 4 | CAN | 41-78 | 56-62 | 73-77 | | 74-64 | 63-52 | 5 | 2 | 3 | 307 | 333 | -26 | 7 |
| 5 | KOR | 53-65 | 52-59 | 70-80 | 64-74 | | 66-54 | 5 | 1 | 4 | 305 | 332 | -27 | 6 |
| 6 | COL | 56-74 | 56-63 | 38-80 | 52-63 | 54-66 | | 5 | 0 | 5 | 256 | 346 | -90 | 5 |

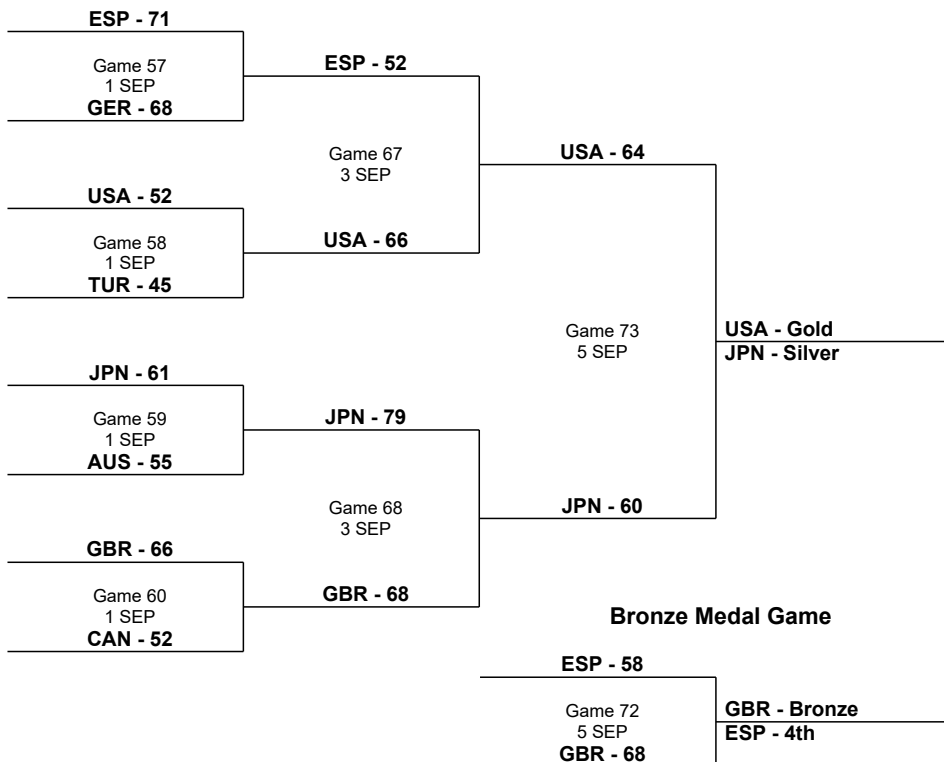
| Group B | | | | | | | | Matches | | | Points | | | Class. |
|---------|-----|-------|-------|-------|-------|-------|-------|---------|-----|------|--------|---------|-------|--------|
| Rank | | GBR | USA | AUS | GER | IRI | ALG | Played | Won | Lost | For | Against | Diff. | Points |
| 1 | GBR | | 64-63 | 70-69 | 59-71 | 69-57 | 70-43 | 5 | 4 | 1 | 332 | 303 | +29 | 9 |
| 2 | USA | 63-64 | | 66-38 | 58-55 | 65-41 | 86-25 | 5 | 4 | 1 | 338 | 223 | +115 | 9 |
| 3 | AUS | 69-70 | 38-66 | | 64-53 | 81-39 | 83-37 | 5 | 3 | 2 | 335 | 265 | +70 | 8 |
| 4 | GER | 71-59 | 55-58 | 53-64 | | 56-53 | 71-50 | 5 | 3 | 2 | 306 | 284 | +22 | 8 |
| 5 | IRI | 57-69 | 41-65 | 39-81 | 53-56 | | 81-47 | 5 | 1 | 4 | 271 | 318 | -47 | 6 |
| 6 | ALG | 43-70 | 25-86 | 37-83 | 50-71 | 47-81 | | 5 | 0 | 5 | 202 | 391 | -189 | 5 |

Quarterfinals

Semifinals

Gold Medal Game

Final Standings



| Rank | Team | GP | W/L |
|--------|------|----|-----|
| Gold | USA | 8 | 7/1 |
| Silver | JPN | 8 | 6/2 |
| Bronze | GBR | 8 | 6/2 |
| 4 | ESP | 8 | 6/2 |
| 5 | AUS | 7 | 4/3 |
| 6 | TUR | 7 | 3/4 |
| 7 | GER | 7 | 4/3 |
| 8 | CAN | 7 | 2/5 |
| 9 | IRI | 6 | 2/4 |
| 10 | KOR | 6 | 1/5 |
| 11 | COL | 6 | 1/5 |
| 12 | ALG | 6 | 0/6 |



Tournament Summary

大会概況

As of SUN 5 SEP 2021 at 14:01

Classification

Playoff 5-6

| | |
|-------------------------------------|--------------------------------------|
| TUR - 58 | |
| Game 69 4 SEP AUS - 74 | AUS - 5th TUR - 6th |

Playoff 7-8

| | |
|-------------------------------------|--------------------------------------|
| GER - 68 | |
| Game 65 3 SEP CAN - 56 | GER - 7th CAN - 8th |

Playoff 9-10

| | |
|-------------------------------------|---------------------------------------|
| KOR - 54 | |
| Game 61 2 SEP IRI - 64 | IRI - 9th KOR - 10th |

Playoff 11-12

| | |
|-------------------------------------|--|
| COL - 70 | |
| Game 56 1 SEP ALG - 47 | COL - 11th ALG - 12th |

Legend:

Class. Classification
GP Games Played

CRx Position in combined ranking table
Qx Quarter Time

Diff. Difference
W/L Win/Loss



Team Roster

チーム登録名簿

As of MON 23 AUG 2021 at 17:59

AUS - Australia

| No. | Name | Sport Class | Date of Birth | Age | Int. Games Played |
|---------------------|--------------------|-------------|---------------|------|-------------------|
| 1 | WHITE Samuel | 1.0 | 19 JUN 1987 | 34 | 77 |
| 2 | TYNDALL Jeremy | 1.5 | 5 APR 1996 | 25 | 0 |
| 5 | LATHAM Bill | 4.0 | 29 OCT 1989 | 31 | 216 |
| 6 | STIBNERS Brett | 4.0 | 25 JUN 1979 | 42 | 179 |
| 7 | NORRIS Shaun (C) | 3.0 | 2 APR 1985 | 36 | 269 |
| 8 | ROBINS Kim | 3.0 | 12 JUN 1988 | 33 | 71 |
| 9 | KNOWLES Tristan | 4.0 | 25 APR 1983 | 38 | 278 |
| 10 | BLAIR Jannik | 1.0 | 3 FEB 1992 | 29 | 154 |
| 11 | O'NEILL-THORNE Tom | 3.0 | 8 APR 1997 | 24 | 89 |
| 12 | McSHANE Matthew | 1.5 | 1 NOV 1990 | 30 | 74 |
| 15 | AUPRINCE Michael | 4.0 | 21 FEB 1993 | 28 | 74 |
| 33 | McPHAIL John | 3.0 | 30 DEC 1989 | 31 | 42 |
| Team Average | | | | 31.8 | 126.9 |

Coach FRIDAY Craig
Assistant Coach NESS Brad
Assistant Coach MIZENS Grant

Team Uniform Colour
Light: White
Dark: Green

Note:

Number of games played at the official IWBF/IWBF zones championships for senior men/women (provided by IWBF)

Legend:

(C) Captain C Centre F Forward G Guard
Int. International No. Uniform Number



Team Roster

チーム登録名簿

As of MON 23 AUG 2021 at 18:56

CAN - Canada

| No. | Name | Sport Class | Date of Birth | Age | Int. Games Played |
|---------------------|-------------------|-------------|---------------|------|-------------------|
| 4 | GONCIN Nikola | 4.5 | 19 DEC 1991 | 29 | 30 |
| 5 | GREEN Deion | 3.5 | 28 APR 1990 | 31 | 16 |
| 6 | HEDGES Robert (C) | 2.5 | 5 JAN 1980 | 41 | 69 |
| 7 | DALLAIRE Vincent | 1.5 | 7 MAR 1995 | 26 | 20 |
| 8 | MUTWARE Blaise | 3.5 | 14 MAY 1994 | 27 | 5 |
| 9 | HIGGINS Colin | 4.5 | 23 MAY 1991 | 30 | 12 |
| 10 | MELYMICK Lee | 1.0 | 9 JAN 1995 | 26 | 6 |
| 11 | JASSMAN Chad | 1.5 | 16 SEP 1983 | 37 | 52 |
| 12 | ANDERSON Patrick | 4.5 | 22 AUG 1979 | 42 | 101 |
| 13 | VERMETTE Jonathan | 1.0 | 4 MAR 1991 | 30 | 30 |
| 14 | MILLER Tyler | 1.5 | 24 JUN 1984 | 37 | 51 |
| 15 | OSTEPCHUK Garrett | 2.0 | 12 MAR 2000 | 21 | 6 |
| Team Average | | | | 31.4 | 33.2 |

Coach FERIANI Matteo (ITA)
Assistant Coach JOHNSON Joey
Assistant Coach PALMER Nicolas

Team Uniform Colour
Light: White
Dark: Black

Note:

Number of games played at the official IWBF/IWBF zones championships for senior men/women (provided by IWBF)

Legend:

(C) Captain
Int. International

C Centre
No. Uniform Number

F Forward

G Guard



Team Roster

チーム登録名簿

As of MON 23 AUG 2021 at 18:56

COL - Colombia

| No. | Name | Sport Class | Date of Birth | Age | Int. Games Played |
|---------------------|------------------|-------------|---------------|------|-------------------|
| 3 | VEGA Raul | 1.0 | 14 APR 1993 | 28 | 3 |
| 4 | GARCES Hector | 3.5 | 10 DEC 1983 | 37 | 3 |
| 5 | ALZATE Guillermo | 1.5 | 29 MAY 1983 | 38 | 18 |
| 9 | FLOREZ Andres | 1.0 | 10 SEP 1988 | 32 | 3 |
| 10 | LEEP Jose | 3.0 | 15 AUG 1978 | 43 | 14 |
| 14 | DIAZ Daniel (C) | 4.5 | 17 MAY 1990 | 31 | 14 |
| 18 | ESCOBAR Juan | 3.5 | 23 SEP 2000 | 20 | 3 |
| 19 | HERNANDEZ Jhon | 3.5 | 7 OCT 1992 | 28 | 16 |
| 20 | SANZ Nelson | 4.5 | 26 MAR 1974 | 47 | 18 |
| 23 | VARGAS Jhoan | 2.0 | 4 MAY 1987 | 34 | 8 |
| 30 | PEREZ Rodrigo | 4.0 | 13 APR 1989 | 32 | 2 |
| 33 | GRANADOS Joymar | 2.5 | 22 MAY 1995 | 26 | 3 |
| Team Average | | | | 33.0 | 8.8 |

Coach DO NASCIMENTO CARDOSO Ana Lucia (BRA)
Assistant Coach WELL de LAS SALAS Elkin Alfonso

Team Uniform Colour
Light: White
Dark: Blue

Note:

Number of games played at the official IWBF/IWBF zones championships for senior men/women (provided by IWBF)

Legend:

| | | | | | | | |
|------|---------------|-----|----------------|---|---------|---|-------|
| (C) | Captain | C | Centre | F | Forward | G | Guard |
| Int. | International | No. | Uniform Number | | | | |



Team Roster

チーム登録名簿

As of MON 23 AUG 2021 at 18:56

ESP - Spain

| No. | Name | Sport Class | Date of Birth | Age | Int. Games Played |
|---------------------|------------------------------|-------------|---------------|------|-------------------|
| 5 | STIX SOTO Daniel | 1.5 | 24 JUN 1997 | 24 | 87 |
| 7 | ZARZUELA BELTRAN Pablo Jesus | 3.0 | 2 APR 1987 | 34 | 127 |
| 8 | SANCHEZ LARA Francisco | 1.0 | 11 AUG 1989 | 32 | 155 |
| 9 | ZARZUELA BELTRAN Alejandro | 3.0 | 2 APR 1987 | 34 | 156 |
| 10 | DIALLO DIOUF Amadou | 3.0 | 4 JAN 1992 | 29 | 89 |
| 11 | RUIZ JORDAN Jordi | 2.5 | 2 DEC 1990 | 30 | 127 |
| 13 | GARCIA PEREIRO Asier (C) | 4.0 | 11 JUN 1981 | 40 | 158 |
| 14 | MOURIZ DOPICO David | 2.5 | 31 DEC 1982 | 38 | 163 |
| 16 | ONRUBIA GONZALEZ Oscar | 1.5 | 11 MAY 2000 | 21 | 13 |
| 24 | ORTEGA LAFUENTE Ignacio | 4.0 | 30 OCT 2000 | 20 | 14 |
| 28 | LORENZO DIAZ Manuel | 3.0 | 22 SEP 1999 | 21 | 26 |
| 51 | ALEJOS ALONSO Agustin | 4.5 | 8 NOV 1987 | 33 | 96 |
| Team Average | | | | 29.7 | 100.9 |

Coach TRIGO DIEZ Oscar
Assistant Coach LOPEZ MARTINEZ Francisco
Assistant Coach CARVAJAL PICHEL Javier

Team Uniform Colour
Light: WHITE
Dark: RED

Note:

Number of games played at the official IWBF/IWBF zones championships for senior men/women (provided by IWBF)

Legend:

(C) Captain C Centre F Forward G Guard
 Int. International No. Uniform Number



Team Roster

チーム登録名簿

As of MON 23 AUG 2021 at 18:56

GBR - Great Britain

| No. | Name | Sport Class | Date of Birth | Age | Int. Games Played |
|---------------------|-----------------|-------------|---------------|-------------|-------------------|
| 4 | CHOUDHRY Gaz | 4.0 | 23 JUN 1985 | 36 | 81 |
| 7 | BYWATER Terry | 4.5 | 28 FEB 1983 | 38 | 159 |
| 9 | BROWN Harrison | 2.5 | 21 JUN 1994 | 27 | 65 |
| 10 | JAMA Abdi | 1.0 | 1 NOV 1982 | 38 | 105 |
| 12 | WARBURTON Gregg | 2.0 | 19 NOV 1996 | 24 | 31 |
| 13 | SAGAR Ian (C) | 3.0 | 29 MAR 1982 | 39 | 74 |
| 14 | MANNING Lee | 4.5 | 11 JAN 1990 | 31 | 49 |
| 15 | FOX Ben | 3.5 | 16 AUG 1995 | 26 | 8 |
| 16 | PALMER James | 1.0 | 23 APR 1997 | 24 | 7 |
| 17 | MACSORLEY James | 2.0 | 13 FEB 1995 | 26 | 7 |
| 18 | BRIDGE Billy | 3.0 | 8 AUG 1995 | 26 | 0 |
| 20 | EDWARDS Lewis | 3.0 | 6 JUL 1998 | 23 | 0 |
| Team Average | | | | 29.8 | 48.8 |

Coach CHAUDHRY Gaz
Assistant Coach MANNING Lee

Team Uniform Colour
Light: White
Dark: Blue

Note:

Number of games played at the official IWBF/IWBF zones championships for senior men/women (provided by IWBF)

Legend:

(C) Captain C Centre F Forward G Guard
Int. International No. Uniform Number



Team Roster

チーム登録名簿

As of MON 23 AUG 2021 at 18:56

GER - Germany

| No. | Name | Sport Class | Date of Birth | Age | Int. Games Played |
|---------------------|---------------------|-------------|---------------|------|-------------------|
| 4 | SCHORP Phillip | 1.0 | 8 OCT 1993 | 27 | 94 |
| 5 | DREIMUELLER Nico | 2.0 | 10 DEC 1997 | 23 | 114 |
| 6 | GUENTNER Matthias | 4.5 | 10 NOV 1998 | 22 | 89 |
| 7 | HUBER Christopher | 1.0 | 9 OCT 1995 | 25 | 151 |
| 8 | BIENEK Andre | 3.0 | 31 OCT 1986 | 34 | 305 |
| 9 | HELL Tobias | 1.0 | 17 MAY 2000 | 21 | 0 |
| 10 | HALLER Jan (C) | 2.0 | 1 OCT 1988 | 32 | 181 |
| 11 | SADLER Jan | 3.0 | 9 JUL 1993 | 28 | 90 |
| 12 | ALBRECHT Jens Eicke | 3.0 | 2 JUN 1991 | 30 | 95 |
| 13 | BOEHME Thomas | 3.0 | 24 JUN 1991 | 30 | 258 |
| 14 | HALOUSKI Aliaksandr | 4.5 | 30 APR 1987 | 34 | 132 |
| 15 | BESTWICK Joseph | 4.5 | 1 DEC 1984 | 36 | 0 |
| Team Average | | | | 28.5 | 125.8 |

Coach ZELTINGER Nicolai
Assistant Coach KLUCK Martin

Team Uniform Colour
Light: WHITE
Dark: BLACK

Note:

Number of games played at the official IWBF/IWBF zones championships for senior men/women (provided by IWBF)

Legend:

(C) Captain C Centre F Forward G Guard
Int. International No. Uniform Number



Team Roster

チーム登録名簿

As of MON 23 AUG 2021 at 18:56

IRI - Islamic Rep. of Iran

| No. | Name | Sport Class | Date of Birth | Age | Int. Games Played |
|---------------------|--------------------------|-------------|---------------|------|-------------------|
| 4 | AYASHI Faleh | 2.0 | 23 SEP 1987 | 33 | 18 |
| 5 | ABDI Hassan | 2.0 | 22 NOV 1985 | 35 | 53 |
| 6 | AHMADI Amirreza | 3.5 | 16 OCT 2000 | 20 | 18 |
| 7 | TOLOUEI TAMARDASH Mohsen | 3.5 | 5 APR 1985 | 36 | 44 |
| 8 | SAADATPOORMOGHADAM Vahid | 2.5 | 20 AUG 1984 | 37 | 27 |
| 9 | ZAKERI DEHVOSTA Danial | 1.0 | 18 APR 1988 | 33 | 8 |
| 10 | MOHAMMAD NEZHAD Mohammad | 1.0 | 30 JAN 1992 | 29 | 66 |
| 11 | GHRANJIK Abdoljalil | 1.5 | 26 DEC 1986 | 34 | 35 |
| 12 | SAYARI Mohammadhassan | 4.0 | 17 AUG 1997 | 24 | 78 |
| 13 | EIVAZI Reza | 4.0 | 2 JAN 1999 | 22 | 2 |
| 14 | KAMALI Mojtaba | 4.5 | 9 OCT 1998 | 22 | 18 |
| 15 | BAGZADEHFARD Iman (C) | 4.0 | 11 FEB 1987 | 34 | 38 |
| Team Average | | | | 29.9 | 33.8 |

Coach AGHAKOUCHEKI Abbas
Assistant Coach ESHGH Kamal

Team Uniform Colour
Light: White
Dark: Red - Green

Note:

Number of games played at the official IWBF/IWBF zones championships for senior men/women (provided by IWBF)

Legend:

(C) Captain C Centre F Forward G Guard
Int. International No. Uniform Number



Team Roster

チーム登録名簿

As of MON 23 AUG 2021 at 18:56

JPN - Japan

| No. | Name | Sport Class | Date of Birth | Age | Int. Games Played |
|---------------------|---------------------|-------------|---------------|------|-------------------|
| 1 | TOYOSHIMA Akira (C) | 2.0 | 16 FEB 1989 | 32 | 15 |
| 2 | CHOKAI Renshi | 2.5 | 2 FEB 1999 | 22 | 8 |
| 6 | KAWAHARA Rin | 1.5 | 3 DEC 1996 | 24 | 6 |
| 7 | FURUSAWA Takuya | 3.0 | 8 MAY 1996 | 25 | 7 |
| 8 | AKAISHI Ryuga | 2.5 | 11 SEP 2000 | 20 | 3 |
| 10 | MIYAJIMA Tetsuya | 4.0 | 29 NOV 1988 | 32 | 13 |
| 11 | FUJISAWA Kiyoshi | 2.0 | 26 JUL 1986 | 35 | 4 |
| 13 | FUJIMOTO Reo | 4.5 | 22 SEP 1983 | 37 | 14 |
| 21 | TAKAMATSU Yoshinobu | 4.0 | 20 NOV 1999 | 21 | 2 |
| 25 | AKITA Kei | 3.5 | 22 FEB 1990 | 31 | 5 |
| 26 | IWAI Takayoshi | 1.0 | 28 JUN 1996 | 25 | 6 |
| 55 | KOZAI Hiroaki | 3.5 | 14 JUL 1988 | 33 | 11 |
| Team Average | | | | 28.1 | 7.8 |

Coach KYOYA Kazuyuki
Assistant Coach OIKAWA Shimpei

Team Uniform Colour
Light: White
Dark: Black

Note:

Number of games played at the official IWBF/IWBF zones championships for senior men/women (provided by IWBF)

Legend:

| | | | | | | | |
|------|---------------|-----|----------------|---|---------|---|-------|
| (C) | Captain | C | Centre | F | Forward | G | Guard |
| Int. | International | No. | Uniform Number | | | | |



Team Roster

チーム登録名簿

As of MON 23 AUG 2021 at 18:56

KOR - Republic of Korea

| No. | Name | Sport Class | Date of Birth | Age | Int. Games Played |
|---------------------|--------------------|-------------|---------------|-------------|-------------------|
| 4 | KIM Ho Yong | 3.0 | 3 MAR 1972 | 49 | 8 |
| 6 | HWANG Woosung | 2.0 | 22 NOV 1982 | 38 | 4 |
| 7 | KIM Taeok | 2.5 | 25 AUG 1987 | 33 | 2 |
| 10 | OH Dong Suk | 2.0 | 11 NOV 1987 | 33 | 5 |
| 11 | KWAK Jun Seong | 1.0 | 8 DEC 1989 | 31 | 2 |
| 12 | YANG Dong Gil | 4.0 | 11 SEP 1991 | 29 | 2 |
| 16 | LEE Younjoo | 3.5 | 29 NOV 1984 | 36 | 5 |
| 23 | CHO Seung Hyun (C) | 4.0 | 1 DEC 1983 | 37 | 5 |
| 24 | LEE Chi Won | 2.5 | 12 MAR 1980 | 41 | 6 |
| 39 | KIM Sangyeol | 4.0 | 15 APR 1983 | 38 | 1 |
| 40 | GIM Dong Hyeon | 4.0 | 24 SEP 1988 | 32 | 6 |
| 44 | LEE Byoung Jai | 1.0 | 13 JUL 1981 | 40 | 2 |
| Team Average | | | | 36.4 | 4.0 |

Coach KO Kwangyub
Assistant Coach KIM Young Moo

Team Uniform Colour

Light: White
Dark: Black

Note:

Number of games played at the official IWBF/IWBF zones championships for senior men/women (provided by IWBF)

Legend:

| | | | | | | | |
|------|---------------|-----|----------------|---|---------|---|-------|
| (C) | Captain | C | Centre | F | Forward | G | Guard |
| Int. | International | No. | Uniform Number | | | | |



Team Roster

チーム登録名簿

As of MON 23 AUG 2021 at 18:56

TUR - Turkey

| No. | Name | Sport Class | Date of Birth | Age | Int. Games Played |
|---------------------|--------------------|-------------|---------------|------|-------------------|
| 3 | ACAR Deniz | 2.5 | 9 JAN 1976 | 45 | 32 |
| 5 | GURBULAK Ozgur (C) | 4.0 | 30 APR 1981 | 40 | 40 |
| 6 | GUNAYDIN Mucahit | 4.0 | 25 MAR 1999 | 22 | 0 |
| 7 | EFETURK Ahmet | 4.0 | 31 AUG 1995 | 25 | 8 |
| 9 | TOPRAK Ugur | 3.0 | 19 JUL 1992 | 29 | 22 |
| 10 | AR Ismail | 1.5 | 28 NOV 1985 | 35 | 38 |
| 11 | GUNDOGDU Fikri | 1.0 | 15 JUN 1985 | 36 | 40 |
| 15 | SAYAK Selim | 2.5 | 26 JAN 1986 | 35 | 21 |
| 35 | GUMUS Ferit | 3.0 | 10 JAN 1981 | 40 | 32 |
| 36 | TOPTAS Samet | 4.5 | 1 NOV 1988 | 32 | 0 |
| 47 | AKSOY Ridvan | 1.0 | 2 FEB 2000 | 21 | 8 |
| 52 | GULEM Volkan | 2.0 | 16 FEB 1998 | 23 | 4 |
| Team Average | | | | 31.9 | 20.4 |

Coach AKIN Ahmet
Assistant Coach KILIC Erdinc
Assistant Coach BUKEN Ozgur Emrah

Team Uniform Colour
Light: WHITE
Dark: RED

Note:

Number of games played at the official IWBF/IWBF zones championships for senior men/women (provided by IWBF)

Legend:

(C) Captain C Centre F Forward
 Int. International No. Uniform Number G Guard



Team Roster

チーム登録名簿

As of MON 23 AUG 2021 at 18:56

USA - United States

| No. | Name | Sport Class | Date of Birth | Age | Int. Games Played |
|---------------------|-----------------|-------------|---------------|-------------|-------------------|
| 1 | SANCHEZ Jorge | 4.0 | 3 OCT 1991 | 29 | |
| 2 | WILLIAMS Jacob | 2.5 | 2 AUG 1991 | 30 | |
| 4 | TUREK Joshua | 3.5 | 12 APR 1979 | 42 | |
| 5 | PAYE Michael | 3.0 | 24 MAR 1983 | 38 | |
| 6 | LESPERANCE Matt | 1.0 | 23 MAY 1987 | 34 | |
| 7 | NEISWENDER Ryan | 2.0 | 11 MAY 1994 | 27 | |
| 8 | BELL Brian | 4.5 | 24 FEB 1989 | 32 | |
| 9 | SCOTT Matt | 3.5 | 27 MAR 1985 | 36 | |
| 11 | SERIO Steve (C) | 3.5 | 8 SEP 1987 | 33 | |
| 15 | HINZE Nate | 4.5 | 12 JUN 1988 | 33 | |
| 16 | JENIFER Trevon | 2.5 | 7 SEP 1988 | 32 | |
| 33 | BOIE John | 1.0 | 11 FEB 1991 | 30 | |
| Team Average | | | | 33.0 | |

Coach LYKINS Ron
Assistant Coach TAYLOR Robert
Assistant Coach SCHWAB Christina

Team Uniform Colour
Light: White
Dark: Blue

Note:

Number of games played at the official IWBF/IWBF zones championships for senior men/women (provided by IWBF)

Legend:

| | | | | | | | |
|------|---------------|-----|----------------|---|---------|---|-------|
| (C) | Captain | C | Centre | F | Forward | G | Guard |
| Int. | International | No. | Uniform Number | | | | |



WED 25 AUG 2021
Start Time: 20:30

Results

結果

Game 5

ESP 65 vs 53 KOR

(16-10, 15-14, 12-16, 22-13)

Game Duration: 1:51

Referee: QUINTANA Matias

Commissioner: TIMMS Janine

Umpires: ROSENBERG Helen; FRONCZAK Adam

| Scoring by 5 min intervals: | ESP KOR | Q1 | | Q2 | | Q3 | | Q4 | |
|-----------------------------|------------|----|----|----|----|----|----|----|----|
| | | 8 | 16 | 25 | 31 | 39 | 43 | 46 | 65 |
| | | 4 | 10 | 18 | 24 | 34 | 40 | 44 | 53 |

ESP - Spain

| No. | Name | Sport Class | MIN | Field Goals | | 2 Points | | 3 Points | | Free Throws | | Rebounds | | | AS | TO | ST | BS | PF | FD | +/- | PTS | | |
|-----------------|------------------------------|--------------------------|-------|-------------|-------|----------|-----|----------|-------|-------------|-----|------------------------|----|-----|----|----|----|----|----|----|-----|-----|----|--|
| | | | | M/A | % | M/A | % | M/A | % | M/A | % | OR | DR | TOT | | | | | | | | | | |
| *5 | STIX SOTO Daniel | 1.5 | 36:54 | | | | | | | 0/4 | 0 | | 1 | 1 | 1 | 1 | | | 4 | 6 | 16 | 0 | | |
| 7 | ZARZUELA BELTRAN Pablo Jesus | 3.0 | 9:11 | 0/1 | 0 | 0/1 | 0 | | | 2/2 | 100 | | 1 | 1 | | 1 | | | | 1 | 3 | 2 | | |
| 8 | SANCHEZ LARA Francisco | 1.0 | 3:06 | | | | | | | | | | | | | | | | | | -4 | 0 | | |
| *9 | ZARZUELA BELTRAN Alejandro | 3.0 | 40:00 | 8/17 | 47 | 8/17 | 47 | | | 0/2 | 0 | | 1 | 8 | 9 | 4 | 2 | 3 | | 1 | 2 | 12 | 16 | |
| 10 | DIALLO DIOUF Amadou | 3.0 | 3:06 | | | | | | | | | | | | | | | | | | -4 | 0 | | |
| *11 | RUIZ JORDAN Jordi | 2.5 | 27:49 | 5/11 | 45 | 4/9 | 44 | 1/2 | 50 | 5/5 | 100 | | 6 | 6 | 3 | 3 | 1 | | 2 | 3 | 16 | 16 | | |
| *13 | GARCIA PEREIRO Asier (C) | 4.0 | 38:38 | 7/18 | 39 | 7/16 | 44 | 0/2 | 0 | 4/7 | 57 | 1 | 12 | 13 | 12 | 6 | 1 | | 5 | 9 | 12 | 18 | | |
| 14 | MOURIZ DOPICO David | 2.5 | 9:05 | 0/4 | 0 | 0/2 | 0 | 0/2 | 0 | | | 1 | 2 | 3 | | | | | 1 | 1 | 0 | 0 | | |
| 16 | ONRUBIA GONZALEZ Oscar | 1.5 | DNP | | | | | | | | | | | | | | | | | | | | | |
| 24 | ORTEGA LAFUENTE Ignacio | 4.0 | 1:22 | 2/2 | 100 | 2/2 | 100 | | | 1/2 | 50 | | 2 | 2 | | | | | 1 | 1 | 0 | 5 | | |
| *28 | LORENZO DIAZ Manuel | 3.0 | 30:49 | 3/9 | 33 | 3/9 | 33 | | | 2/2 | 100 | 4 | 5 | 9 | | 1 | 2 | | 4 | 1 | 9 | 8 | | |
| 51 | ALEJOS ALONSO Agustin | 4.5 | DNP | | | | | | | | | | | | | | | | | | | | | |
| Team / Coach | | | | | | | | | | | | | | 2 | | 2 | | 1 | | | | | | |
| Totals | | | 25/62 | 40 | 24/56 | 43 | 1/6 | 17 | 14/24 | 58 | 9 | 37 | 46 | 20 | 15 | 8 | | | 18 | 24 | 12 | 65 | | |
| Coach | | TRIGO DIEZ Oscar | | | | | | | | | | | | | | | | | | | | | | |
| Assistant Coach | | LOPEZ MARTINEZ Francisco | | | | | | | | | | CARVAJAL PICHEL Javier | | | | | | | | | | | | |

KOR - Republic of Korea

| No. | Name | Sport Class | MIN | Field Goals | | 2 Points | | 3 Points | | Free Throws | | Rebounds | | | AS | TO | ST | BS | PF | FD | +/- | PTS | | |
|-----------------|--------------------|---------------|-------|-------------|-------|----------|------|----------|-------|-------------|-----|----------|----|-----|----|----|----|----|----|----|-----|-----|--|--|
| | | | | M/A | % | M/A | % | M/A | % | M/A | % | OR | DR | TOT | | | | | | | | | | |
| *4 | KIM Ho Yong | 3.0 | 15:17 | 1/3 | 33 | 1/3 | 33 | | | | | | 1 | 1 | 2 | | | | 2 | 1 | -3 | 2 | | |
| 6 | HWANG Woosung | 2.0 | DNP | | | | | | | | | | | | | | | | | | | | | |
| 7 | KIM Taek | 2.5 | 2:01 | | | | | | | | | 1 | 1 | | | | | | 3 | | -1 | 0 | | |
| *10 | OH Dong Suk | 2.0 | 15:17 | 0/3 | 0 | 0/1 | 0 | 0/2 | 0 | | | 3 | 3 | 2 | 1 | 1 | | | 1 | | -3 | 0 | | |
| *11 | KWAK Jun Seong | 1.0 | 40:00 | 2/8 | 25 | 2/8 | 25 | | | 1/7 | 14 | 1 | 1 | 2 | 1 | 5 | 1 | | 4 | 5 | -12 | 5 | | |
| 12 | YANG Dong Gil | 4.0 | 8:33 | 1/1 | 100 | 1/1 | 100 | | | 1/2 | 50 | | 2 | 2 | 1 | 1 | 2 | | 2 | 1 | 5 | 3 | | |
| 16 | LEE Younjoo | 3.5 | DNP | | | | | | | | | | | | | | | | | | | | | |
| *23 | CHO Seung Hyun (C) | 4.0 | 28:54 | 2/18 | 11 | 1/11 | 9 | 1/7 | 14 | 2/5 | 40 | | 6 | 6 | 8 | 4 | 1 | | 4 | 4 | -13 | 7 | | |
| 24 | LEE Chi Won | 2.5 | 2:01 | 0/1 | 0 | 0/1 | 0 | | | | | | | | 1 | | | | | | -1 | 0 | | |
| 39 | KIM Sangyeol | 4.0 | 25:15 | 3/8 | 38 | 3/8 | 38 | | | 1/2 | 50 | 3 | 6 | 9 | | 1 | | | 4 | 1 | -12 | 7 | | |
| *40 | GIM Dong Hyeon | 4.0 | 40:00 | 9/17 | 53 | 7/13 | 54 | 2/4 | 50 | 4/4 | 100 | 5 | 9 | 14 | 1 | 2 | 1 | | 1 | 4 | -12 | 24 | | |
| 44 | LEE Byoung Jai | 1.0 | 22:42 | 2/5 | 40 | 2/5 | 40 | | | 1/2 | 50 | | | | 2 | 1 | | | 4 | 1 | -8 | 5 | | |
| Team / Coach | | | | | | | | | | | | | | 2 | 1 | 3 | | 2 | | | | | | |
| Totals | | | 20/64 | 31 | 17/51 | 33 | 3/13 | 23 | 10/22 | 45 | 11 | 30 | 41 | 18 | 16 | 7 | | | 25 | 17 | -12 | 53 | | |
| Coach | | KO Kwangyub | | | | | | | | | | | | | | | | | | | | | | |
| Assistant Coach | | KIM Young Moo | | | | | | | | | | | | | | | | | | | | | | |

| | ESP | KOR |
|-----------------------|----------------|----------------|
| Points from Turnovers | 13 | 15 |
| Points in the Paint | 42 (21/44) 48% | 24 (12/31) 39% |
| Second Chance Points | 6 | 9 |
| Fast Break Points | 6 | 4 |
| Bench Points | 7 | 15 |

| | ESP | KOR |
|---------------------|-------------|-------------|
| Biggest Lead | 13 | |
| Biggest Scoring Run | 8-0 (58-46) | 5-0 (35-31) |
| Lead Changes | | |
| Times Tied | | |
| Time Leading | 39:30 | 0:00 |

| Legend: | | | |
|---------|---------------------|-----|--------------------|
| % | Shooting Percentage | (C) | Captain |
| BS | Blocked Shots | DNP | Did Not Play |
| MIN | Minutes Played | No. | Uniform Number |
| Qx | Quarter Time | ST | Steals |
| * | Game Starters | DR | Defensive Rebounds |
| +/- | Plus-Minus | OR | Offensive Rebounds |
| AS | Assists | PF | Fouls |
| M/A | Made / Attempts | TOT | Total Rebounds |
| PTS | Points | | |



Results

結果

Game 8

USA 58 vs 55 GER

(10-16, 12-12, 18-14, 18-13)

Game Duration: 1:33

Referee: RADYKAS Linas

Commissioner: COSSAER Dirk

Umpires: LAPOINTE Alexandre; ZAMPONI Maurizio

| Scoring by 5 min intervals: | | Q1 | | Q2 | | Q3 | | Q4 | |
|-----------------------------|--|----|----|----|----|----|----|----|----|
| USA | | 6 | 10 | 14 | 22 | 30 | 40 | 48 | 58 |
| GER | | 6 | 16 | 18 | 28 | 38 | 42 | 49 | 55 |

USA - United States

| No. | Name | Sport Class | MIN | Field Goals | | 2 Points | | 3 Points | | Free Throws | | Rebounds | | | AS | TO | ST | BS | PF | FD | +/- | PTS |
|-----------------|-----------------|---------------|-------|-------------|-----|----------|-----|----------|---|-------------|-----|------------------|----|-----|----|----|----|----|----|----|-----|-----|
| | | | | M/A | % | M/A | % | M/A | % | M/A | % | OR | DR | TOT | | | | | | | | |
| 1 | SANCHEZ Jorge | 4.0 | DNP | | | | | | | | | | | | | | | | | | | |
| 2 | WILLIAMS Jacob | 2.5 | 20:21 | 5/13 | 38 | 5/13 | 38 | | | | | 2 | 2 | 4 | 2 | 2 | 1 | | 1 | 1 | 8 | 10 |
| 4 | TUREK Joshua | 3.5 | 11:23 | 4/8 | 50 | 4/8 | 50 | | | 2/2 | 100 | | 2 | 2 | | 1 | | 1 | 3 | 0 | 10 | |
| *5 | PAYE Michael | 3.0 | 8:18 | 1/1 | 100 | 1/1 | 100 | | | 2/2 | 100 | | 1 | 1 | 1 | | 1 | | 2 | -5 | 4 | |
| 6 | LESPERANCE Matt | 1.0 | DNP | | | | | | | | | | | | | | | | | | | |
| *7 | NEISWENDER Ryan | 2.0 | 8:17 | 0/4 | 0 | 0/4 | 0 | | | | | | 1 | 1 | 1 | | | | | | -5 | 0 |
| *8 | BELL Brian | 4.5 | 28:37 | 10/15 | 67 | 10/15 | 67 | | | | | 1 | 7 | 8 | 1 | 2 | 1 | 1 | 1 | 3 | 3 | 20 |
| 9 | SCOTT Matt | 3.5 | 31:42 | 2/5 | 40 | 2/4 | 50 | 0/1 | 0 | 0/1 | 0 | | 3 | 3 | 10 | 1 | 2 | 1 | 3 | 1 | 8 | 4 |
| *11 | SERIO Steve (C) | 3.5 | 19:40 | 2/6 | 33 | 2/5 | 40 | 0/1 | 0 | | | | 2 | 2 | 4 | 1 | 1 | | | | -5 | 4 |
| 15 | HINZE Nate | 4.5 | DNP | | | | | | | | | | | | | | | | | | | |
| 16 | JENIFER Trevon | 2.5 | 31:42 | 3/6 | 50 | 3/6 | 50 | | | 0/2 | 0 | 2 | 5 | 7 | 5 | | 1 | | 2 | 3 | 8 | 6 |
| *33 | BOIE John | 1.0 | 40:00 | | | | | | | 0/2 | 0 | | 1 | 1 | | | | 2 | 1 | 3 | 0 | 0 |
| Team / Coach | | | | | | | | | | | | | | | | | | | | | | |
| Totals | | | | 27/58 | 47 | 27/56 | 48 | 0/2 | 0 | 4/9 | 44 | 5 | 29 | 34 | 24 | 8 | 7 | 2 | 10 | 14 | 3 | 58 |
| Coach | | LYKINS Ron | | | | | | | | | | | | | | | | | | | | |
| Assistant Coach | | TAYLOR Robert | | | | | | | | | | SCHWAB Christina | | | | | | | | | | |

GER - Germany

| No. | Name | Sport Class | MIN | Field Goals | | 2 Points | | 3 Points | | Free Throws | | Rebounds | | | AS | TO | ST | BS | PF | FD | +/- | PTS |
|-----------------|---------------------|-------------------|-------|-------------|-----|----------|-----|----------|----|-------------|-----|----------|----|-----|----|----|----|----|----|----|-----|-----|
| | | | | M/A | % | M/A | % | M/A | % | M/A | % | OR | DR | TOT | | | | | | | | |
| 4 | SCHORP Phillip | 1.0 | DNP | | | | | | | | | | | | | | | | | | | |
| *5 | DREIMUELLER Nico | 2.0 | 30:00 | 5/10 | 50 | 4/7 | 57 | 1/3 | 33 | | | | | 6 | 1 | 1 | | 4 | | -3 | 11 | |
| 6 | GUENTNER Matthias | 4.5 | 9:06 | 0/2 | 0 | 0/2 | 0 | | | | | 1 | 1 | 1 | | | | | 1 | 0 | 0 | |
| *7 | HUBER Christopher | 1.0 | 36:51 | 1/1 | 100 | 1/1 | 100 | | | | | 1 | 1 | 1 | | | | 2 | | -7 | 2 | |
| *8 | BIENEK Andre | 3.0 | 28:35 | 4/11 | 36 | 3/6 | 50 | 1/5 | 20 | 1/1 | 100 | 1 | 6 | 7 | 1 | 2 | 2 | 2 | 3 | 3 | 10 | |
| 9 | HELL Tobias | 1.0 | DNP | | | | | | | | | | | | | | | | | | | |
| 10 | HALLER Jan (C) | 2.0 | 10:00 | 1/2 | 50 | 1/2 | 50 | | | | | | | | 1 | | | 1 | | 0 | 2 | |
| 11 | SADLER Jan | 3.0 | 3:09 | | | | | | | | | 1 | 1 | | | | | | | 4 | 0 | |
| 12 | ALBRECHT Jens Eicke | 3.0 | 14:34 | 1/1 | 100 | 1/1 | 100 | | | | | 6 | 6 | 1 | 2 | | | 2 | | -2 | 2 | |
| *13 | BOEHME Thomas | 3.0 | 40:00 | 7/19 | 37 | 4/13 | 31 | 3/6 | 50 | 2/2 | 100 | 1 | 8 | 9 | 7 | 2 | 1 | 1 | 4 | -3 | 19 | |
| *14 | HALOUSKI Aliaksandr | 4.5 | 24:22 | 4/11 | 36 | 4/9 | 44 | 0/2 | 0 | | | 7 | 7 | 3 | 1 | | 1 | 1 | 1 | -4 | 8 | |
| 15 | BESTWICK Joseph | 4.5 | 3:23 | | | | | | | 1/2 | 50 | | | | | | | 1 | 1 | -3 | 1 | |
| Team / Coach | | | | | | | | | | | | | | | | | | | | | | |
| Totals | | | | 23/57 | 40 | 18/41 | 44 | 5/16 | 31 | 4/5 | 80 | 3 | 29 | 32 | 20 | 10 | 4 | 1 | 14 | 10 | -3 | 55 |
| Coach | | ZELTINGER Nicolai | | | | | | | | | | | | | | | | | | | | |
| Assistant Coach | | KLUCK Martin | | | | | | | | | | | | | | | | | | | | |

| | USA | GER |
|-----------------------|----------------|----------------|
| Points from Turnovers | 8 | 7 |
| Points in the Paint | 24 (12/21) 57% | 24 (12/18) 67% |
| Second Chance Points | 4 | 3 |
| Fast Break Points | 4 | 8 |
| Bench Points | 30 | 5 |

| | USA | GER |
|---------------------|-------------|-----------|
| Biggest Lead | 3 | 10 |
| Biggest Scoring Run | 8-0 (38-40) | 6-0 (0-6) |
| Lead Changes | | 3 |
| Times Tied | | 3 |
| Time Leading | 3:14 | 33:32 |

| Legend: | | | |
|---------|---------------------|-----|--------------------|
| % | Shooting Percentage | (C) | Captain |
| BS | Blocked Shots | DNP | Did Not Play |
| MIN | Minutes Played | No. | Uniform Number |
| Qx | Quarter Time | ST | Steals |
| * | Game Starters | DR | Defensive Rebounds |
| +/- | Plus-Minus | OR | Offensive Rebounds |
| AS | Assists | PF | Fouls |
| M/A | Made / Attempts | TOT | Total Rebounds |
| PTS | Points | | |



Results

結果

Game 9

CAN 41 vs 78 ESP
(10-23, 14-18, 10-15, 7-22)

Game Duration: 1:39

Referee: HARGREAVES Darrell

Commissioner: TIMMS Janine

Umpires: TAHMASIAN Gegendard; ETZELMUELLER Erik

| Scoring by 5 min intervals: | CAN | Q1 | Q2 | Q3 | Q4 | ESP |
|-----------------------------|-----|------|-------|-------|-------|-----|
| | | 6 10 | 16 24 | 29 34 | 36 41 | |
| | | 9 23 | 32 41 | 47 56 | 64 78 | |

CAN - Canada

| No. | Name | Sport Class | MIN | Field Goals | | 2 Points | | 3 Points | | Free Throws | | Rebounds | | | AS | TO | ST | BS | PF | FD | +/- | PTS | | | |
|-----------------|-------------------|----------------------|-------|-------------|-----|----------|-----|----------|----|-------------|----|----------------|----|-----|----|----|----|----|----|----|-----|-----|----|--|--|
| | | | | M/A | % | M/A | % | M/A | % | M/A | % | OR | DR | TOT | | | | | | | | | | | |
| *4 | GONCIN Nikola | 4.5 | 30:15 | 6/16 | 38 | 4/12 | 33 | 2/4 | 50 | 1/2 | 50 | 1 | 7 | 8 | 2 | 7 | 3 | | 1 | 3 | -35 | 15 | | | |
| 5 | GREEN Deion | 3.5 | 8:18 | 0/4 | 0 | 0/3 | 0 | 0/1 | 0 | | | 2 | 1 | 3 | | | | | 1 | | -13 | 0 | | | |
| *6 | HEDGES Robert (C) | 2.5 | 16:28 | 0/1 | 0 | 0/1 | 0 | | | | | | 1 | 1 | 1 | 1 | 1 | | | | -18 | 0 | | | |
| 7 | DALLAIRE Vincent | 1.5 | 13:05 | 1/4 | 25 | 1/4 | 25 | | | | | 1 | | 1 | | | | | 2 | | -5 | 2 | | | |
| 8 | MUTWARE Blaise | 3.5 | 8:18 | 1/2 | 50 | 1/2 | 50 | | | | | | | | | | | | | | -13 | 2 | | | |
| 9 | HIGGINS Colin | 4.5 | 19:22 | 3/8 | 38 | 1/3 | 33 | 2/5 | 40 | | | 1 | 2 | 3 | 3 | 5 | | | 1 | 1 | -16 | 8 | | | |
| *10 | MELYMICK Lee | 1.0 | 16:28 | 1/5 | 20 | 1/5 | 20 | | | | | | | | | | | | 3 | | -18 | 2 | | | |
| 11 | JASSMAN Chad | 1.5 | 15:58 | 0/4 | 0 | 0/4 | 0 | | | 0/2 | 0 | 1 | 1 | 2 | | | | | | 1 | -10 | 0 | | | |
| *12 | ANDERSON Patrick | 4.5 | 22:05 | 3/12 | 25 | 2/8 | 25 | 1/4 | 25 | 1/2 | 50 | | 6 | 6 | 3 | 2 | 1 | | 2 | 5 | -10 | 8 | | | |
| 13 | VERMETTE Jonathan | 1.0 | 8:18 | | | | | | | | | | | | | 1 | | | | 1 | -13 | 0 | | | |
| *14 | MILLER Tyler | 1.5 | 27:19 | 0/2 | 0 | 0/2 | 0 | | | 1/2 | 50 | 1 | 2 | 3 | 2 | 2 | | | 5 | 1 | -30 | 1 | | | |
| 15 | OSTEPCHUK Garrett | 2.0 | 14:06 | 1/1 | 100 | 1/1 | 100 | | | 1/2 | 50 | | 1 | 1 | 1 | 1 | 2 | | 3 | 2 | -4 | 3 | | | |
| Team / Coach | | | | | | | | | | | | | | | | 3 | 1 | 4 | | | | 1 | | | |
| Totals | | | | 16/59 | 27 | 11/45 | 24 | 5/14 | 36 | 4/10 | 40 | 10 | 22 | 32 | 12 | 19 | 7 | | | 18 | 14 | -37 | 41 | | |
| Coach | | FERIANI Matteo (ITA) | | | | | | | | | | | | | | | | | | | | | | | |
| Assistant Coach | | JOHNSON Joey | | | | | | | | | | PALMER Nicolas | | | | | | | | | | | | | |

ESP - Spain

| No. | Name | Sport Class | MIN | Field Goals | | 2 Points | | 3 Points | | Free Throws | | Rebounds | | | AS | TO | ST | BS | PF | FD | +/- | PTS | | |
|-----------------|------------------------------|--------------------------|-------|-------------|----|----------|----|----------|----|-------------|-----|------------------------|----|-----|----|----|----|----|----|----|-----|-----|----|--|
| | | | | M/A | % | M/A | % | M/A | % | M/A | % | OR | DR | TOT | | | | | | | | | | |
| *5 | STIX SOTO Daniel | 1.5 | 29:20 | | | | | | | | | 2 | 3 | 5 | | 3 | | | 2 | 1 | 27 | 0 | | |
| 7 | ZARZUELA BELTRAN Pablo Jesus | 3.0 | 7:25 | 0/3 | 0 | 0/3 | 0 | | | | | | | | 1 | | | | 2 | 1 | 5 | 0 | | |
| 8 | SANCHEZ LARA Francisco | 1.0 | 5:31 | | | | | | | | | | | | | | | | 1 | | 1 | 0 | | |
| *9 | ZARZUELA BELTRAN Alejandro | 3.0 | 27:08 | 1/4 | 25 | 1/4 | 25 | | | 2/4 | 50 | 3 | 5 | 8 | 2 | | 2 | | | 3 | 23 | 4 | | |
| 10 | DIALLO DIOUF Amadou | 3.0 | 22:52 | 4/5 | 80 | 4/5 | 80 | | | | | 2 | 2 | 4 | | 3 | | 1 | 1 | | 18 | 8 | | |
| *11 | RUIZ JORDAN Jordi | 2.5 | 20:53 | 7/15 | 47 | 5/11 | 45 | 2/4 | 50 | | | 1 | 1 | 2 | | 3 | 1 | | | 1 | 18 | 16 | | |
| *13 | GARCIA PEREIRO Asier (C) | 4.0 | 33:57 | 10/25 | 40 | 9/18 | 50 | 1/7 | 14 | 2/3 | 67 | | 8 | 8 | 9 | | 2 | | 3 | 5 | 28 | 23 | | |
| 14 | MOURIZ DOPICO David | 2.5 | 9:07 | 3/6 | 50 | 2/3 | 67 | 1/3 | 33 | | | | 1 | 1 | 2 | 2 | | | 1 | | 15 | 7 | | |
| 16 | ONRUBIA GONZALEZ Oscar | 1.5 | 5:09 | 0/1 | 0 | | | 0/1 | 0 | | | | 1 | 1 | | | | | | | 9 | 0 | | |
| 24 | ORTEGA LAFUENTE Ignacio | 4.0 | 6:03 | 2/3 | 67 | 2/3 | 67 | | | 3/4 | 75 | 2 | 2 | 4 | | 1 | | 1 | | 2 | 9 | 7 | | |
| *28 | LORENZO DIAZ Manuel | 3.0 | 32:35 | 4/5 | 80 | 4/5 | 80 | | | 5/5 | 100 | 3 | 5 | 8 | 2 | 2 | 2 | 2 | 4 | 5 | 32 | 13 | | |
| 51 | ALEJOS ALONSO Agustin | 4.5 | DNP | | | | | | | | | | | | | | | | | | | | | |
| Team / Coach | | | | | | | | | | | | | | | | 7 | 7 | | | | | | | |
| Totals | | | | 31/67 | 46 | 27/52 | 52 | 4/15 | 27 | 12/16 | 75 | 14 | 35 | 49 | 15 | 15 | 7 | 4 | | 14 | 18 | 37 | 78 | |
| Coach | | TRIGO DIEZ Oscar | | | | | | | | | | | | | | | | | | | | | | |
| Assistant Coach | | LOPEZ MARTINEZ Francisco | | | | | | | | | | CARVAJAL PICHEL Javier | | | | | | | | | | | | |

| | CAN | ESP |
|-----------------------|---------------|----------------|
| Points from Turnovers | 10 | 22 |
| Points in the Paint | 16 (8/26) 31% | 38 (19/34) 56% |
| Second Chance Points | 4 | 10 |
| Fast Break Points | 1 | 10 |
| Bench Points | 15 | 22 |

| | CAN | ESP |
|---------------------|-------------|--------------|
| Biggest Lead | 3 | 37 |
| Biggest Scoring Run | 8-0 (18-32) | 13-0 (10-32) |
| Lead Changes | | 1 |
| Times Tied | | 1 |
| Time Leading | 0:12 | 38:04 |

| Legend: | | | |
|---------|---------------------|-----|--------------------|
| % | Shooting Percentage | (C) | Captain |
| BS | Blocked Shots | DNP | Did Not Play |
| MIN | Minutes Played | No. | Uniform Number |
| Qx | Quarter Time | ST | Steals |
| * | Game Starters | DR | Defensive Rebounds |
| +/- | Plus-Minus | OR | Offensive Rebounds |
| AS | Assists | PF | Fouls |
| M/A | Made / Attempts | TOT | Total Rebounds |
| PTS | Points | | |



Results

結果

Game 10

AUS 81 vs 39 IRI
(28-8, 20-11, 17-5, 16-15)

Game Duration: 1:44

Referee: MATHIAS Gustavo

Commissioner: MAGALLANES Juan

Umpires: PEIC Krunoslav; ONO Hiroki

| Scoring by 5 min intervals: | AUS | Q1 | Q2 | Q3 | Q4 | IRI |
|-----------------------------|-----|-------|-------|-------|-------|-----|
| | | 18 28 | 37 48 | 56 65 | 77 81 | |
| | | 2 8 | 14 19 | 20 24 | 26 39 | |

AUS - Australia

| No. | Name | Sport Class | MIN | Field Goals | | 2 Points | | 3 Points | | Free Throws | | Rebounds | | | AS | TO | ST | BS | PF | FD | +/- | PTS | |
|-----------------|--------------------|--------------|-------|-------------|----|----------|----|----------|-----|-------------|-----|--------------|----|-----|----|----|----|----|----|----|-----|-----|----|
| | | | | M/A | % | M/A | % | M/A | % | M/A | % | OR | DR | TOT | | | | | | | | | |
| 1 | WHITE Samuel | 1.0 | 8:06 | | | | | | | | | | 1 | 1 | | | | | | | 9 | 0 | |
| 2 | TYNDALL Jeremy | 1.5 | 20:00 | 0/2 | 0 | 0/2 | 0 | | | | | 2 | 1 | 3 | | | 1 | | 1 | 2 | 10 | 0 | |
| *5 | LATHAM Bill | 4.0 | 12:36 | 7/8 | 88 | 7/8 | 88 | | | 1/1 | 100 | 2 | 2 | 4 | 2 | 1 | | | 5 | 3 | 19 | 15 | |
| 6 | STIBNERS Brett | 4.0 | 19:25 | 9/11 | 82 | 8/10 | 80 | 1/1 | 100 | 2/2 | 100 | 1 | 6 | 7 | 4 | | | | 3 | 2 | 23 | 21 | |
| *7 | NORRIS Shaun (C) | 3.0 | 18:20 | 4/7 | 57 | 4/6 | 67 | 0/1 | 0 | 3/4 | 75 | | 5 | 5 | 6 | 4 | 1 | | 1 | 4 | 36 | 11 | |
| *8 | ROBINS Kim | 3.0 | 16:59 | 2/7 | 29 | 2/7 | 29 | | | | | 3 | 1 | 4 | 3 | | | | 1 | | 26 | 4 | |
| 9 | KNOWLES Tristan | 4.0 | 18:12 | 5/9 | 56 | 3/6 | 50 | 2/3 | 67 | | | 2 | 2 | 4 | 2 | 1 | | | | 1 | 11 | 12 | |
| *10 | BLAIR Jannik | 1.0 | 16:27 | 0/2 | 0 | 0/2 | 0 | | | | | 1 | 2 | 3 | 1 | | | | | | 29 | 0 | |
| *11 | O'NEILL-THORNE Tom | 3.0 | 20:46 | 4/7 | 57 | 3/6 | 50 | 1/1 | 100 | 0/2 | 0 | 1 | 2 | 3 | 2 | | 3 | | 2 | 2 | 21 | 9 | |
| 12 | McSHANE Matthew | 1.5 | 17:18 | 0/2 | 0 | 0/2 | 0 | | | | | 1 | | 1 | 2 | | | | 2 | 1 | 5 | 0 | |
| 15 | AUPRINCE Michael | 4.0 | 13:29 | 1/7 | 14 | 1/6 | 17 | 0/1 | 0 | 1/2 | 50 | 2 | 6 | 8 | 2 | | | | 2 | 1 | 1 | 3 | |
| 33 | McPHAIL John | 3.0 | 18:22 | 2/6 | 33 | 2/6 | 33 | | | 2/4 | 50 | 2 | 2 | 4 | 4 | | | | 2 | 2 | 20 | 6 | |
| Team / Coach | | | | | | | | | | | | 3 | 5 | 8 | | | | | | | | | |
| Totals | | | | 34/68 | 50 | 30/61 | 49 | 4/7 | 57 | 9/15 | 60 | 18 | 35 | 53 | 26 | 11 | 6 | | | 19 | 18 | 42 | 81 |
| Coach | | FRIDAY Craig | | | | | | | | | | | | | | | | | | | | | |
| Assistant Coach | | NESS Brad | | | | | | | | | | MIZENS Grant | | | | | | | | | | | |

IRI - Islamic Rep. of Iran

| No. | Name | Sport Class | MIN | Field Goals | | 2 Points | | 3 Points | | Free Throws | | Rebounds | | | AS | TO | ST | BS | PF | FD | +/- | PTS | |
|-----------------|--------------------------|--------------------|-------|-------------|----|----------|----|----------|---|-------------|----|----------|----|-----|----|----|----|----|----|----|-----|-----|----|
| | | | | M/A | % | M/A | % | M/A | % | M/A | % | OR | DR | TOT | | | | | | | | | |
| 4 | AYASHI Faleh | 2.0 | DNP | | | | | | | | | | | | | | | | | | | | |
| *5 | ABDI Hassan | 2.0 | 20:12 | 2/4 | 50 | 2/4 | 50 | | | | | 2 | 2 | 1 | | 1 | | | 1 | | -21 | 4 | |
| 6 | AHMADI Amirreza | 3.5 | 5:50 | | | | | | | | | | | | | | | | 2 | 1 | -9 | 0 | |
| 7 | TOLOUEI TAMARDASH Mohsen | 3.5 | 10:34 | | | | | | | 0/4 | 0 | 1 | 1 | 1 | | | | | 2 | 3 | -7 | 0 | |
| *8 | SAADATPOORMOGHADAM Vahid | 2.5 | 23:36 | 3/9 | 33 | 3/9 | 33 | | | 1/2 | 50 | 2 | 2 | 4 | 2 | 3 | | | 1 | 2 | -26 | 7 | |
| 9 | ZAKERI DEHVOSTA Dania | 1.0 | 6:01 | | | | | | | | | | | | | | | | | | -6 | 0 | |
| *10 | MOHAMMAD NEZHAD Mohammad | 1.0 | 32:33 | 0/3 | 0 | 0/3 | 0 | | | | | | | 2 | | 1 | | | 1 | | -52 | 0 | |
| 11 | GHRANJIK Abdoljalil | 1.5 | 21:14 | 0/1 | 0 | 0/1 | 0 | | | | | 2 | | 2 | 1 | 2 | 1 | | 1 | 3 | -5 | 0 | |
| *12 | SAYARI Mohammadhassan | 4.0 | 37:13 | 10/26 | 38 | 10/24 | 42 | 0/2 | 0 | 2/5 | 40 | 4 | 5 | 9 | 3 | 2 | 3 | | 3 | 4 | -38 | 22 | |
| 13 | EIVAZI Reza | 4.0 | DNP | | | | | | | | | | | | | | | | | | | | |
| *14 | KAMALI Mojtaba | 4.5 | 19:25 | 1/11 | 9 | 1/11 | 9 | | | 1/2 | 50 | 1 | 2 | 3 | 2 | 4 | 1 | 1 | 2 | 5 | -38 | 3 | |
| 15 | BAGZADEHFARD Iman (C) | 4.0 | 23:22 | 0/3 | 0 | 0/3 | 0 | | | 3/4 | 75 | | 4 | 4 | 3 | 1 | | | 4 | 2 | -8 | 3 | |
| Team / Coach | | | | | | | | | | | | | | | 1 | | | | | | | | |
| Totals | | | | 16/57 | 28 | 16/55 | 29 | 0/2 | 0 | 7/17 | 41 | 9 | 16 | 25 | 15 | 14 | 7 | 1 | | 17 | 20 | -42 | 39 |
| Coach | | AGHAKOUCHEKI Abbas | | | | | | | | | | | | | | | | | | | | | |
| Assistant Coach | | ESHGH Kamal | | | | | | | | | | | | | | | | | | | | | |

| | AUS | IRI |
|-----------------------|----------------|----------------|
| Points from Turnovers | 23 | 10 |
| Points in the Paint | 38 (19/39) 49% | 20 (10/26) 38% |
| Second Chance Points | 17 | 7 |
| Fast Break Points | 12 | 4 |
| Bench Points | 42 | 3 |

| | AUS | IRI |
|---------------------|--------------|-------------|
| Biggest Lead | 53 | |
| Biggest Scoring Run | 16-0 (77-24) | 6-0 (77-30) |
| Lead Changes | | |
| Times Tied | | |
| Time Leading | 39:09 | 0:00 |

| Legend: | | | |
|---------|---------------------|-----|--------------------|
| % | Shooting Percentage | (C) | Captain |
| BS | Blocked Shots | DNP | Did Not Play |
| MIN | Minutes Played | No. | Uniform Number |
| Qx | Quarter Time | ST | Steals |
| * | Game Starters | DR | Defensive Rebounds |
| +/- | Plus-Minus | OR | Offensive Rebounds |
| AS | Assists | PF | Fouls |
| M/A | Made / Attempts | TOT | Total Rebounds |
| PTS | Points | | |



Results

結果

Game 12

GBR 70 vs 43 ALG
(19-12, 14-9, 21-10, 16-12)

Game Duration: 1:28

Referee: URUNUELA Juan

Commissioner: SCHOEMAN Andrew

Umpires: VILLARD Celine; NIKAIIDO Shunsuke

| Scoring by 5 min intervals: | GBR | Q1 | Q2 | Q3 | Q4 | ALG |
|-----------------------------|-----|----|----|----|----|-----|
| | | 8 | 19 | 23 | 33 | 43 |
| | | 4 | 12 | 16 | 21 | 26 |
| | | | | 43 | 54 | 62 |
| | | | | 26 | 31 | 41 |
| | | | | | | 70 |
| | | | | | | 43 |

GBR - Great Britain

| No. | Name | Sport Class | MIN | Field Goals | | 2 Points | | 3 Points | | Free Throws | | Rebounds | | | AS | TO | ST | BS | PF | FD | +/- | PTS |
|-----------------|-----------------|--------------|-------|-------------|----|----------|----|----------|----|-------------|-----|----------|----|-----|----|----|----|----|----|----|-----|-----|
| | | | | M/A | % | M/A | % | M/A | % | M/A | % | OR | DR | TOT | | | | | | | | |
| *4 | CHOUDHRY Gaz | 4.0 | 15:21 | 5/10 | 50 | 5/9 | 56 | 0/1 | 0 | 1/2 | 50 | | 4 | 4 | 4 | 1 | 1 | | | 1 | 11 | 11 |
| 7 | BYWATER Terry | 4.5 | 20:00 | 5/10 | 50 | 4/8 | 50 | 1/2 | 50 | | | 6 | 6 | 9 | 1 | | 2 | 3 | 2 | 9 | 11 | |
| *9 | BROWN Harrison | 2.5 | 22:50 | 4/5 | 80 | 4/5 | 80 | | | 1/1 | 100 | 1 | 2 | 3 | 5 | 4 | 2 | | 2 | 4 | 24 | 9 |
| *10 | JAMA Abdi | 1.0 | 10:00 | 1/4 | 25 | 1/4 | 25 | | | | | | | | | | | | | | 7 | 2 |
| *12 | WARBURTON Gregg | 2.0 | 18:25 | 4/6 | 67 | 4/5 | 80 | 0/1 | 0 | | | 3 | 3 | 3 | 4 | | | | 4 | 2 | 18 | 8 |
| 13 | SAGAR Ian (C) | 3.0 | 14:39 | 3/10 | 30 | 3/10 | 30 | | | 0/2 | 0 | 4 | 4 | 8 | 1 | | 1 | 2 | 1 | 12 | 6 | |
| *14 | MANNING Lee | 4.5 | 14:39 | 4/7 | 57 | 4/7 | 57 | | | 2/4 | 50 | 1 | 3 | 4 | 1 | 1 | 1 | 1 | 2 | 14 | 10 | |
| 15 | FOX Ben | 3.5 | 15:21 | 2/4 | 50 | 2/4 | 50 | | | 2/3 | 67 | 1 | 3 | 4 | 1 | 1 | 1 | 1 | 2 | 9 | 6 | |
| 16 | PALMER James | 1.0 | 20:00 | | | | | | | | | 2 | 2 | | | | | 1 | | 9 | 0 | |
| 17 | MACSORLEY James | 2.0 | 28:45 | 1/3 | 33 | 1/3 | 33 | | | | | 2 | 2 | 4 | 1 | 1 | 1 | | | 14 | 2 | |
| 18 | BRIDGE Billy | 3.0 | 10:00 | 0/3 | 0 | 0/3 | 0 | | | 1/2 | 50 | 1 | 1 | 1 | 1 | 1 | | | 1 | 4 | 1 | |
| 20 | EDWARDS Lewis | 3.0 | 10:00 | 2/7 | 29 | 2/7 | 29 | | | | | 3 | 2 | 5 | | | | | 2 | 4 | 4 | |
| Team / Coach | | | | | | | | | | | | | | | | | | | | | | |
| Totals | | | | 31/69 | 45 | 30/65 | 46 | 1/4 | 25 | 7/14 | 50 | 12 | 32 | 44 | 24 | 13 | 7 | 5 | 14 | 17 | 27 | 70 |
| Coach | | CHOUDHRY Gaz | | | | | | | | | | | | | | | | | | | | |
| Assistant Coach | | MANNING Lee | | | | | | | | | | | | | | | | | | | | |

ALG - Algeria

| No. | Name | Sport Class | MIN | Field Goals | | 2 Points | | 3 Points | | Free Throws | | Rebounds | | | AS | TO | ST | BS | PF | FD | +/- | PTS | |
|-----------------|-----------------------|------------------|-------|-------------|----|----------|----|----------|----|-------------|----|----------|----|-----|----|----|----|----|----|----|-----|-----|----|
| | | | | M/A | % | M/A | % | M/A | % | M/A | % | OR | DR | TOT | | | | | | | | | |
| 4 | BAGHRADJI Oussama | 1.5 | DNP | | | | | | | | | | | | | | | | | | | | |
| 5 | BENREDOUANE Abdennour | 4.0 | 1:54 | 0/1 | 0 | 0/1 | 0 | | | | | 1 | 1 | 2 | | | | | | | -3 | 0 | |
| 6 | BADRANE Ayoub | 2.5 | 6:37 | | | | | | | | | | | | | | | 1 | | | -7 | 0 | |
| *7 | MANSOURI Rafik | 2.0 | 33:23 | 6/14 | 43 | 6/14 | 43 | | | | | 2 | 2 | 4 | 2 | 2 | | | 3 | 1 | -20 | 12 | |
| 8 | ABASSI Mostefa | 2.5 | DNP | | | | | | | | | | | | | | | | | | | | |
| *9 | GUEDOUN Nabil (C) | 4.0 | 23:31 | 5/19 | 26 | 5/16 | 31 | 0/3 | 0 | 0/1 | 0 | 5 | 2 | 7 | 4 | 4 | 3 | | 1 | 3 | -13 | 10 | |
| 10 | BADACHE Hakim | 4.0 | 10:00 | 1/5 | 20 | 1/4 | 25 | 0/1 | 0 | | | | 3 | 3 | | 2 | 1 | | 1 | 2 | -4 | 2 | |
| 11 | LADJADJAT Samir | 3.5 | 3:23 | | | | | | | | | 1 | 1 | | | | | | | | -4 | 0 | |
| *12 | ABBAD Abderraouf | 1.0 | 40:00 | 0/1 | 0 | 0/1 | 0 | | | | | | | | 1 | | | | | | -27 | 0 | |
| *13 | ZIDI Omar | 4.0 | 30:56 | 5/14 | 36 | 5/14 | 36 | | | 1/4 | 25 | 2 | 11 | 13 | 4 | 4 | | | 5 | 4 | -18 | 11 | |
| *14 | MEGUEDEEM Abdelkarim | 3.0 | 36:37 | 0/2 | 0 | 0/2 | 0 | | | 0/2 | 0 | 2 | 2 | 4 | 2 | 3 | 2 | | 3 | 3 | -23 | 0 | |
| 15 | AYACHE Bilel | 3.5 | 13:39 | 3/6 | 50 | 1/3 | 33 | 2/3 | 67 | | | 2 | 2 | 2 | 3 | 1 | | | 3 | 1 | -16 | 8 | |
| Team / Coach | | | | | | | | | | | | | | | | | | | | | | | |
| Totals | | | | 20/62 | 32 | 18/55 | 33 | 2/7 | 29 | 1/7 | 14 | 12 | 28 | 40 | 14 | 21 | 7 | | | 17 | 14 | -27 | 43 |
| Coach | | BRAHIMI Mustapha | | | | | | | | | | | | | | | | | | | | | |
| Assistant Coach | | BENAZOUZ Boualem | | | | | | | | | | | | | | | | | | | | | |

| | GBR | ALG |
|-----------------------|----------------|---------------|
| Points from Turnovers | 28 | 8 |
| Points in the Paint | 32 (16/40) 40% | 16 (8/28) 29% |
| Second Chance Points | 4 | 5 |
| Fast Break Points | 10 | |
| Bench Points | 30 | 10 |

| | GBR | ALG |
|---------------------|--------------|--------------|
| Biggest Lead | 29 | |
| Biggest Scoring Run | 11-0 (37-21) | 10-0 (62-43) |
| Lead Changes | | |
| Times Tied | | |
| Time Leading | 38:21 | 0:00 |

| Legend: | | | |
|---------|---------------------|-----|--------------------|
| % | Shooting Percentage | (C) | Captain |
| BS | Blocked Shots | DNP | Did Not Play |
| MIN | Minutes Played | No. | Uniform Number |
| Qx | Quarter Time | ST | Steals |
| * | Game Starters | DR | Defensive Rebounds |
| +/- | Plus-Minus | OR | Offensive Rebounds |
| AS | Assists | PF | Fouls |
| M/A | Made / Attempts | TOT | Total Rebounds |
| PTS | Points | | |



Results

結果

Game 11

KOR 70 vs 80 TUR
(15-21, 18-17, 15-19, 22-23)

Attendance: 40

Game Duration: 1:43

Referee: PAJER Tomas

Commissioner: van MEURS Nathalie

Umpires: GAMEZ Mauricio; WOOD Ben

| Scoring by 5 min intervals: | KOR | Q1 | Q2 | Q3 | Q4 | TUR |
|-----------------------------|-----|------|-------|-------|-------|-----|
| | | 9 15 | 27 33 | 42 48 | 56 70 | |
| | | 8 21 | 29 38 | 48 59 | 67 80 | |

KOR - Republic of Korea

| No. | Name | Sport Class | MIN | Field Goals | | 2 Points | | 3 Points | | Free Throws | | Rebounds | | | AS | TO | ST | BS | PF | FD | +/- | PTS | |
|------------------------|--------------------|---------------|-------|-------------|-----|----------|-----|----------|----|-------------|-----|----------|----|-----|----|----|----|----|----|----|-----|-----|--|
| | | | | M/A | % | M/A | % | M/A | % | M/A | % | OR | DR | TOT | | | | | | | | | |
| *4 | KIM Ho Yong | 3.0 | 31:29 | 2/9 | 22 | 2/8 | 25 | 0/1 | 0 | | | | 4 | 4 | 2 | | 2 | | 4 | | 0 | 4 | |
| 6 | HWANG Woosung | 2.0 | 0:38 | | | | | | | | | | | | | | | | | | -3 | 0 | |
| 7 | KIM Taeok | 2.5 | 4:25 | | | | | | | | | 1 | 1 | | | | | | 2 | | -2 | 0 | |
| *10 | OH Dong Suk | 2.0 | 30:40 | 3/7 | 43 | 1/3 | 33 | 2/4 | 50 | | | 1 | 3 | 4 | 2 | 2 | | | 5 | 1 | -2 | 8 | |
| *11 | KWAK Jun Seong | 1.0 | 37:03 | 1/1 | 100 | 1/1 | 100 | | | 1/2 | 50 | 1 | | 1 | | | | | 1 | 1 | -10 | 3 | |
| 12 | YANG Dong Gil | 4.0 | 1:24 | 1/1 | 100 | 1/1 | 100 | | | | | | | | | | | | | | 0 | 2 | |
| 16 | LEE Younjoo | 3.5 | 2:06 | 0/1 | 0 | 0/1 | 0 | | | | | | 1 | 1 | | | | | | | -5 | 0 | |
| *23 | CHO Seung Hyun (C) | 4.0 | 36:37 | 10/28 | 36 | 8/20 | 40 | 2/8 | 25 | 4/4 | 100 | 4 | 6 | 10 | 8 | 2 | 1 | 1 | 4 | 4 | -9 | 26 | |
| 24 | LEE Chi Won | 2.5 | 2:20 | 0/2 | 0 | 0/2 | 0 | | | 0/2 | 0 | 3 | | 3 | 1 | | | | | 1 | 2 | 0 | |
| 39 | KIM Sangyeol | 4.0 | 9:51 | 0/3 | 0 | 0/3 | 0 | | | | | 2 | 2 | 4 | 2 | 1 | | | | | -7 | 0 | |
| *40 | GIM Dong Hyeon | 4.0 | 35:35 | 12/21 | 57 | 11/19 | 58 | 1/2 | 50 | | | 3 | 8 | 11 | 6 | 2 | | | 5 | 2 | -8 | 25 | |
| 44 | LEE Byoung Jai | 1.0 | 7:52 | 1/2 | 50 | 1/2 | 50 | | | | | | | | 2 | | | | 1 | | -6 | 2 | |
| Team / Coach | | | | | | | | | | | | 1 | 2 | 3 | | | | | | | | | |
| Totals | | | | 30/75 | 40 | 25/60 | 42 | 5/15 | 33 | 5/8 | 63 | 15 | 27 | 42 | 21 | 10 | 3 | 1 | 22 | 9 | -10 | 70 | |
| Coach | | KO Kwangyub | | | | | | | | | | | | | | | | | | | | | |
| Assistant Coach | | KIM Young Moo | | | | | | | | | | | | | | | | | | | | | |

TUR - Turkey

| No. | Name | Sport Class | MIN | Field Goals | | 2 Points | | 3 Points | | Free Throws | | Rebounds | | | AS | TO | ST | BS | PF | FD | +/- | PTS |
|------------------------|--------------------|-------------------|-------|-------------|----|----------|----|----------|---|-------------|-----|----------|----|-----|----|----|----|----|----|----|-----|-----|
| | | | | M/A | % | M/A | % | M/A | % | M/A | % | OR | DR | TOT | | | | | | | | |
| *3 | ACAR Deniz | 2.5 | 31:09 | 7/9 | 78 | 7/9 | 78 | | | 0/2 | 0 | 7 | 7 | | 2 | 1 | | | 1 | 1 | 6 | 14 |
| *5 | GURBULAK Ozgur (C) | 4.0 | 36:26 | 12/21 | 57 | 12/18 | 67 | 0/3 | 0 | 1/3 | 33 | 1 | 4 | 5 | 13 | 1 | 1 | | 2 | 6 | 8 | 25 |
| 6 | GUNAYDIN Mucahit | 4.0 | 3:34 | 0/1 | 0 | 0/1 | 0 | | | | | 1 | 1 | | | | 1 | | | | 2 | 0 |
| 7 | EFETURK Ahmet | 4.0 | DNP | | | | | | | | | | | | | | | | | | | |
| *9 | TOPRAK Ugur | 3.0 | 40:00 | 1/7 | 14 | 1/6 | 17 | 0/1 | 0 | 0/1 | 0 | 1 | 7 | 8 | 8 | 1 | 2 | | | 3 | 10 | 2 |
| *10 | AR Ismail | 1.5 | 40:00 | 9/15 | 60 | 9/14 | 64 | 0/1 | 0 | 1/1 | 100 | | 6 | 6 | 6 | | | | 1 | 1 | 10 | 19 |
| 11 | GUNDOGDU Fikri | 1.0 | DNP | | | | | | | | | | | | | | | | | | | |
| 15 | SAYAK Selim | 2.5 | 13:18 | 0/2 | 0 | 0/2 | 0 | | | 3/6 | 50 | 1 | | 1 | 2 | 1 | 1 | | 3 | 5 | 5 | 3 |
| *35 | GUMUS Ferit | 3.0 | 35:33 | 6/8 | 75 | 6/8 | 75 | | | 5/7 | 71 | 1 | 3 | 4 | 2 | 2 | | | 3 | 7 | 9 | 17 |
| 36 | TOPTAS Samet | 4.5 | DNP | | | | | | | | | | | | | | | | | | | |
| 47 | AKSOY Ridvan | 1.0 | DNP | | | | | | | | | | | | | | | | | | | |
| 52 | GULEM Volkan | 2.0 | DNP | | | | | | | | | | | | | | | | | | | |
| Team / Coach | | | | | | | | | | | | | 2 | 2 | | 2 | | | | | | |
| Totals | | | | 35/63 | 56 | 35/58 | 60 | 0/5 | 0 | 10/20 | 50 | 4 | 30 | 34 | 31 | 9 | 5 | 1 | 10 | 23 | 10 | 80 |
| Coach | | AKIN Ahmet | | | | | | | | | | | | | | | | | | | | |
| Assistant Coach | | KILIC Erdinc | | | | | | | | | | | | | | | | | | | | |
| | | BUKEN Ozgur Emrah | | | | | | | | | | | | | | | | | | | | |

| | KOR | TUR |
|-----------------------|----------------|----------------|
| Points from Turnovers | 9 | 9 |
| Points in the Paint | 44 (22/41) 54% | 48 (24/34) 71% |
| Second Chance Points | 14 | 4 |
| Fast Break Points | 4 | 10 |
| Bench Points | 4 | 3 |

| | KOR | TUR |
|---------------------|-------------|-------------|
| Biggest Lead | 1 | 13 |
| Biggest Scoring Run | 9-0 (63-67) | 7-0 (33-40) |
| Lead Changes | | 6 |
| Times Tied | | 2 |
| Time Leading | 1:12 | 36:34 |

| Legend: | | | |
|---------|---------------------|-----|--------------------|
| % | Shooting Percentage | (C) | Captain |
| BS | Blocked Shots | DNP | Did Not Play |
| MIN | Minutes Played | No. | Uniform Number |
| Qx | Quarter Time | ST | Steals |
| * | Game Starters | DR | Defensive Rebounds |
| +/- | Plus-Minus | OR | Offensive Rebounds |
| AS | Assists | PF | Fouls |
| M/A | Made / Attempts | TOT | Total Rebounds |
| PTS | Points | | |



Results

結果

Game 14

COL 56 vs 63 JPN
(15-24, 13-12, 15-15, 13-12)

Attendance: 40

Game Duration: 1:24

Referee: YAP Poh Boon

Commissioner: MAGALLANES Juan

Umpires: CARMONA Hector; REHLING Carsten

| Scoring by 5 min intervals: | COL | Q1 | Q2 | Q3 | Q4 | JPN |
|-----------------------------|-----|------|-------|-------|-------|-----|
| | | 7 15 | 24 28 | 36 43 | 47 56 | |
| | | 9 24 | 32 36 | 47 51 | 53 63 | |

COL - Colombia

| No. | Name | Sport Class | MIN | Field Goals | | 2 Points | | 3 Points | | Free Throws | | Rebounds | | | AS | TO | ST | BS | PF | FD | +/- | PTS | |
|------------------------|------------------|---------------------------------------|-------|-------------|-----|----------|-----|----------|-----|-------------|----|----------|----|-----|----|----|----|----|----|----|-----|-----|--|
| | | | | M/A | % | M/A | % | M/A | % | M/A | % | OR | DR | TOT | | | | | | | | | |
| *3 | VEGA Raul | 1.0 | 39:09 | 0/1 | 0 | 0/1 | 0 | | | | | | 1 | 1 | 1 | 2 | | | 3 | | -7 | 0 | |
| 4 | GARCES Hector | 3.5 | 7:19 | 2/3 | 67 | 2/3 | 67 | | | | | | 2 | 2 | | | | | | | 0 | 4 | |
| 5 | ALZATE Guillermo | 1.5 | 5:20 | 0/2 | 0 | 0/2 | 0 | | | | | | | | | | | | | | -1 | 0 | |
| 9 | FLOREZ Andres | 1.0 | DNP | | | | | | | | | | | | | | | | | | | | |
| *10 | LEEP Jose | 3.0 | 31:50 | 3/4 | 75 | 1/2 | 50 | 2/2 | 100 | | | 1 | 2 | 3 | 6 | 1 | | | | 3 | -7 | 8 | |
| *14 | DIAZ Daniel (C) | 4.5 | 25:00 | 3/10 | 30 | 2/9 | 22 | 1/1 | 100 | | | | 8 | 8 | 2 | 4 | 1 | | 3 | 3 | -6 | 7 | |
| 18 | ESCOBAR Juan | 3.5 | DNP | | | | | | | | | | | | | | | | | | | | |
| *19 | HERNANDEZ Jhon | 3.5 | 40:00 | 9/22 | 41 | 8/17 | 47 | 1/5 | 20 | 2/4 | 50 | 1 | 7 | 8 | 4 | 3 | 1 | 1 | 2 | 4 | -7 | 21 | |
| 20 | SANZ Nelson | 4.5 | 7:41 | 2/4 | 50 | 2/4 | 50 | | | | | | 3 | 3 | | | | | 1 | | -1 | 4 | |
| *23 | VARGAS Jhoan | 2.0 | 35:31 | 5/13 | 38 | 5/13 | 38 | | | | | 2 | 3 | 5 | 4 | | | | | 2 | -6 | 10 | |
| 30 | PEREZ Rodrigo | 4.0 | 7:19 | 0/1 | 0 | 0/1 | 0 | | | | | | 4 | 4 | 1 | | | | | 1 | 0 | 0 | |
| 33 | GRANADOS Joymar | 2.5 | 0:51 | 1/1 | 100 | 1/1 | 100 | | | | | | | | | | | | | | 0 | 2 | |
| Team / Coach | | | | | | | | | | | | 2 | 2 | | | 1 | | | | | | | |
| Totals | | | | 25/61 | 41 | 21/53 | 40 | 4/8 | 50 | 2/4 | 50 | 4 | 32 | 36 | 18 | 11 | 2 | 1 | 9 | 13 | -7 | 56 | |
| Coach | | DO NASCIMENTO CARDOSO Ana Lucia (BRA) | | | | | | | | | | | | | | | | | | | | | |
| Assistant Coach | | WELL de LAS SALAS Elkin Alfonso | | | | | | | | | | | | | | | | | | | | | |

JPN - Japan

| No. | Name | Sport Class | MIN | Field Goals | | 2 Points | | 3 Points | | Free Throws | | Rebounds | | | AS | TO | ST | BS | PF | FD | +/- | PTS |
|------------------------|---------------------|----------------|-------|-------------|----|----------|----|----------|----|-------------|---|----------|----|-----|----|----|----|----|----|----|-----|-----|
| | | | | M/A | % | M/A | % | M/A | % | M/A | % | OR | DR | TOT | | | | | | | | |
| *1 | TOYOSHIMA Akira (C) | 2.0 | 30:45 | 2/3 | 67 | 2/3 | 67 | | | | | | 3 | 3 | 3 | 1 | | | 1 | 2 | 11 | 4 |
| *2 | CHOKAI Renshi | 2.5 | 35:03 | 7/14 | 50 | 6/12 | 50 | 1/2 | 50 | | | 6 | 11 | 17 | 10 | | | | 2 | 4 | 10 | 15 |
| *6 | KAWAHARA Rin | 1.5 | 23:48 | | | | | | | | | 1 | 1 | 1 | | | | | 4 | 1 | 9 | 0 |
| 7 | FURUSAWA Takuya | 3.0 | 0:20 | | | | | | | | | | | | | | | | | | 0 | 0 |
| 8 | AKAISHI Ryuga | 2.5 | 11:15 | 0/3 | 0 | 0/3 | 0 | | | | | | | | | | | | | | 1 | 0 |
| 10 | MIYAJIMA Tetsuya | 4.0 | 4:57 | 0/1 | 0 | 0/1 | 0 | | | | | 3 | 3 | | | | | | | | -3 | 0 |
| 11 | FUJISAWA Kiyoshi | 2.0 | 4:37 | 0/2 | 0 | 0/2 | 0 | | | | | 1 | 1 | | 1 | | | 1 | 1 | -3 | 0 | |
| *13 | FUJIMOTO Reo | 4.5 | 28:26 | 5/20 | 25 | 4/14 | 29 | 1/6 | 17 | | | 1 | 7 | 8 | 4 | 1 | | 3 | 2 | 8 | 11 | |
| 21 | TAKAMATSU Yoshinobu | 4.0 | 0:20 | | | | | | | | | | | | | | | | | | 0 | 0 |
| *25 | AKITA Kei | 3.5 | 34:17 | 12/18 | 67 | 12/18 | 67 | | | | | 1 | 3 | 4 | 1 | 3 | | 1 | | 4 | 24 | |
| 26 | IWAI Takayoshi | 1.0 | 9:35 | 0/1 | 0 | 0/1 | 0 | | | | | | | | | | | 1 | 1 | -4 | 0 | |
| 55 | KOZAI Hiroaki | 3.5 | 16:37 | 4/10 | 40 | 3/8 | 38 | 1/2 | 50 | | | | 2 | 2 | 5 | 1 | 1 | | | | 2 | 9 |
| Team / Coach | | | | | | | | | | | | 2 | 2 | | | 1 | | | | | | |
| Totals | | | | 30/72 | 42 | 27/62 | 44 | 3/10 | 30 | | | 9 | 32 | 41 | 23 | 8 | 1 | | 13 | 11 | 7 | 63 |
| Coach | | KYOYA Kazuyuki | | | | | | | | | | | | | | | | | | | | |
| Assistant Coach | | OIKAWA Shimpei | | | | | | | | | | | | | | | | | | | | |

| | COL | JPN |
|-----------------------|----------------|----------------|
| Points from Turnovers | 5 | 4 |
| Points in the Paint | 30 (15/33) 45% | 40 (20/32) 63% |
| Second Chance Points | 7 | 10 |
| Fast Break Points | 4 | 10 |
| Bench Points | 10 | 9 |

| | COL | JPN |
|---------------------|-------------|-------------|
| Biggest Lead | | 12 |
| Biggest Scoring Run | 5-0 (20-26) | 7-0 (13-22) |
| Lead Changes | | |
| Times Tied | | 1 |
| Time Leading | 0:00 | 39:33 |

| Legend: | | | |
|---------|---------------------|-----|--------------------|
| % | Shooting Percentage | (C) | Captain |
| BS | Blocked Shots | DNP | Did Not Play |
| MIN | Minutes Played | No. | Uniform Number |
| Qx | Quarter Time | ST | Steals |
| * | Game Starters | DR | Defensive Rebounds |
| | | OR | Offensive Rebounds |
| | | TO | Turnovers |
| +/- | Plus-Minus | FD | Fouls Drawn |
| | | PF | Fouls |
| AS | Assists | TOT | Total Rebounds |
| M/A | Made / Attempts | | |
| PTS | Points | | |



Results

結果

Game 16

ALG 37 vs 83 AUS
(9-21, 8-21, 14-20, 6-21)

Attendance: 180

Game Duration: 1:27

Referee: ETZELMUELLER Erik

Commissioner: TIMMS Janine

Umpires: VILLARD Celine; RADYKAS Linas

| Scoring by 5 min intervals: | ALG AUS | Q1 | | Q2 | | Q3 | | Q4 | |
|-----------------------------|------------|----|----|----|----|----|----|----|----|
| | | 3 | 9 | 13 | 17 | 27 | 31 | 32 | 37 |
| | | 15 | 21 | 35 | 42 | 50 | 62 | 75 | 83 |

ALG - Algeria

| No. | Name | Sport Class | MIN | Field Goals | | 2 Points | | 3 Points | | Free Throws | | Rebounds | | | AS | TO | ST | BS | PF | FD | +/- | PTS |
|-----------------|-----------------------|------------------|-------|-------------|----|----------|----|----------|---|-------------|----|----------|----|-----|----|----|----|----|----|----|-----|-----|
| | | | | M/A | % | M/A | % | M/A | % | M/A | % | OR | DR | TOT | | | | | | | | |
| 4 | BAGHRADJI Oussama | 1.5 | DNP | | | | | | | | | | | | | | | | | | | |
| 5 | BENREDOUANE Abdennour | 4.0 | DNP | | | | | | | | | | | | | | | | | | | |
| 6 | BADRANE Ayoub | 2.5 | 3:56 | 0/1 | 0 | 0/1 | 0 | | | | | | | | | | | | | | -5 | 0 |
| *7 | MANSOURI Rafik | 2.0 | 32:14 | 0/6 | 0 | 0/6 | 0 | | | | | | | 3 | 2 | | | | 4 | 1 | -37 | 0 |
| 8 | ABASSI Mostefa | 2.5 | 11:42 | | | | | | | | | | | | 1 | 1 | | | | | -14 | 0 |
| *9 | GUEDOUN Nabil (C) | 4.0 | 24:46 | 5/16 | 31 | 5/15 | 33 | 0/1 | 0 | 3/4 | 75 | | 3 | 3 | 5 | 6 | 1 | | 2 | 3 | -21 | 13 |
| 10 | BADACHE Hakim | 4.0 | 3:32 | 0/1 | 0 | 0/1 | 0 | | | | | | | | | | | | | 1 | -11 | 0 |
| 11 | LADJADJAT Samir | 3.5 | 7:28 | 0/2 | 0 | 0/2 | 0 | | | | | | | 1 | | | | | | | -16 | 0 |
| *12 | ABBAD Abderraouf | 1.0 | 36:04 | 0/1 | 0 | 0/1 | 0 | | | | | | | 1 | | | | | | | -41 | 0 |
| *13 | ZIDI Omar | 4.0 | 32:32 | 7/12 | 58 | 7/12 | 58 | | | | | 1 | 9 | 10 | 1 | 9 | | 1 | 1 | | -30 | 14 |
| *14 | MEGUEDEDEM Abdelkarim | 3.0 | 32:32 | 3/4 | 75 | 3/4 | 75 | | | 1/2 | 50 | | 4 | 4 | 1 | 1 | | | 4 | 4 | -30 | 7 |
| 15 | AYACHE Bilel | 3.5 | 15:14 | 1/7 | 14 | 1/3 | 33 | 0/4 | 0 | 1/2 | 50 | | 3 | 3 | 1 | 1 | | | 1 | 2 | -25 | 3 |
| Team / Coach | | | | | | | | | | | | | | | | | | | | | | |
| Totals | | | | 16/50 | 32 | 16/45 | 36 | 0/5 | 0 | 5/8 | 63 | 1 | 24 | 25 | 13 | 23 | 2 | 1 | 12 | 11 | -46 | 37 |
| Coach | | BRAHIMI Mustapha | | | | | | | | | | | | | | | | | | | | |
| Assistant Coach | | BENAZOUZ Boualem | | | | | | | | | | | | | | | | | | | | |

AUS - Australia

| No. | Name | Sport Class | MIN | Field Goals | | 2 Points | | 3 Points | | Free Throws | | Rebounds | | | AS | TO | ST | BS | PF | FD | +/- | PTS | |
|-----------------|--------------------|--------------|-------|-------------|-----|----------|-----|----------|-----|-------------|-----|--------------|----|-----|----|----|----|----|----|----|-----|-----|----|
| | | | | M/A | % | M/A | % | M/A | % | M/A | % | OR | DR | TOT | | | | | | | | | |
| 1 | WHITE Samuel | 1.0 | 10:55 | | | | | | | | | | | | | | | | | | 20 | 0 | |
| 2 | TYNDALL Jeremy | 1.5 | 15:00 | 0/2 | 0 | 0/2 | 0 | | | | | 1 | 1 | | | | | | | | 20 | 0 | |
| *5 | LATHAM Bill | 4.0 | 20:44 | 8/11 | 73 | 8/11 | 73 | | | 0/2 | 0 | 3 | 7 | 10 | 5 | 2 | 3 | | 3 | 2 | 24 | 16 | |
| 6 | STIBNERS Brett | 4.0 | 14:18 | 5/9 | 56 | 4/8 | 50 | 1/1 | 100 | | | | | 2 | 1 | | | | 1 | 1 | 17 | 11 | |
| *7 | NORRIS Shaun (C) | 3.0 | 18:23 | 4/10 | 40 | 4/9 | 44 | 0/1 | 0 | 1/2 | 50 | 3 | 3 | 6 | 1 | 1 | 1 | | 1 | 2 | 16 | 9 | |
| *8 | ROBINS Kim | 3.0 | 16:27 | 3/6 | 50 | 3/6 | 50 | | | | | 1 | 1 | 2 | 2 | 1 | | | 1 | 1 | 18 | 6 | |
| 9 | KNOWLES Tristan | 4.0 | 11:48 | 4/7 | 57 | 3/5 | 60 | 1/2 | 50 | | | | 4 | 4 | 4 | | 2 | | 1 | 1 | 17 | 9 | |
| *10 | BLAIR Jannik | 1.0 | 15:53 | 0/2 | 0 | 0/2 | 0 | | | 2/2 | 100 | 1 | 1 | 2 | | | 1 | | 2 | 1 | 17 | 2 | |
| *11 | O'NEILL-THORNE Tom | 3.0 | 18:23 | 5/5 | 100 | 4/4 | 100 | 1/1 | 100 | | | 1 | 2 | 3 | 6 | 1 | 3 | | | 1 | 16 | 11 | |
| 12 | McSHANE Matthew | 1.5 | 19:49 | 1/2 | 50 | 1/2 | 50 | | | | | | 1 | 1 | 1 | 1 | | | | | 19 | 2 | |
| 15 | AUPRINCE Michael | 4.0 | 12:28 | 4/5 | 80 | 4/5 | 80 | | | 5/6 | 83 | 1 | 7 | 8 | 1 | | | | 1 | 3 | 19 | 13 | |
| 33 | McPHAIL John | 3.0 | 25:52 | 2/9 | 22 | 2/9 | 22 | | | 0/2 | 0 | 1 | 3 | 4 | 13 | | 1 | | | 1 | 27 | 4 | |
| Team / Coach | | | | | | | | | | | | | | | | | | | | | | | |
| Totals | | | | 36/68 | 53 | 33/63 | 52 | 3/5 | 60 | 8/14 | 57 | 12 | 33 | 45 | 35 | 8 | 11 | | | 11 | 12 | 46 | 83 |
| Coach | | FRIDAY Craig | | | | | | | | | | | | | | | | | | | | | |
| Assistant Coach | | NESS Brad | | | | | | | | | | MIZENS Grant | | | | | | | | | | | |

| | ALG | AUS |
|-----------------------|----------------|----------------|
| Points from Turnovers | 4 | 29 |
| Points in the Paint | 20 (10/23) 43% | 44 (22/40) 55% |
| Second Chance Points | | 6 |
| Fast Break Points | 3 | 12 |
| Bench Points | 3 | 39 |

| | ALG | AUS |
|---------------------|------------|--------------|
| Biggest Lead | | 47 |
| Biggest Scoring Run | 6-0 (9-15) | 17-0 (32-79) |
| Lead Changes | | |
| Times Tied | | |
| Time Leading | 0:00 | 39:41 |

| Legend: | |
|---------|---------------------|
| % | Shooting Percentage |
| BS | Blocked Shots |
| MIN | Minutes Played |
| Qx | Quarter Time |
| (C) | Captain |
| DNP | Did Not Play |
| No. | Uniform Number |
| ST | Steals |
| * | Game Starters |
| DR | Defensive Rebounds |
| OR | Offensive Rebounds |
| TO | Turnovers |
| +/- | Plus-Minus |
| FD | Fouls Drawn |
| PF | Fouls |
| TOT | Total Rebounds |
| AS | Assists |
| M/A | Made / Attempts |
| PTS | Points |



Results

結果

Game 17

TUR 77 vs 73 CAN

(20-13, 10-17, 15-24, 22-13, 10-6)

Attendance: 180
Game Duration: 2:02

Referee: QUINTANA Matias

Commissioner: SCHOEMAN Andrew

Umpires: NIKAIIDO Shunsuke; FRONCZAK Adam

| Scoring by 5 min intervals: | TUR | Q1 | Q2 | Q3 | Q4 | OT1 | | | |
|-----------------------------|-----|----|----|----|----|-----|----|----|----|
| CAN | 6 | 20 | 22 | 30 | 37 | 45 | 59 | 67 | 77 |
| | 9 | 13 | 17 | 30 | 40 | 54 | 56 | 67 | 73 |

TUR - Turkey

| No. | Name | Sport Class | MIN | Field Goals | | 2 Points | | 3 Points | | Free Throws | | Rebounds | | | AS | TO | ST | BS | PF | FD | +/- | PTS | |
|------------------------|--------------------|--------------|-------|-------------|-----|----------|-----|----------|----|-------------|-----|-------------------|----|-----|----|----|----|----|----|----|-----|-----|----|
| | | | | M/A | % | M/A | % | M/A | % | M/A | % | OR | DR | TOT | | | | | | | | | |
| *3 | ACAR Deniz | 2.5 | 29:24 | 1/3 | 33 | 1/3 | 33 | | | | | 2 | | 2 | 1 | | 1 | | 2 | | 17 | 2 | |
| *5 | GURBULAK Ozgur (C) | 4.0 | 36:06 | 9/19 | 47 | 7/15 | 47 | 2/4 | 50 | 8/12 | 67 | | 8 | 8 | 13 | 2 | | | 4 | 10 | 9 | 28 | |
| 6 | GUNAYDIN Mucahit | 4.0 | 2:05 | | | | | | | | | | | | 1 | 1 | | | 1 | 1 | -2 | 0 | |
| 7 | EFETURK Ahmet | 4.0 | 11:57 | 1/5 | 20 | 1/5 | 20 | | | 2/2 | 100 | | 4 | 4 | | 1 | | | 2 | 4 | -8 | 4 | |
| *9 | TOPRAK Ugur | 3.0 | 41:14 | 6/16 | 38 | 6/14 | 43 | 0/2 | 0 | 5/6 | 83 | 1 | 5 | 6 | 3 | | 1 | | | 5 | 4 | 17 | |
| *10 | AR Ismail | 1.5 | 45:00 | 6/10 | 60 | 6/10 | 60 | | | 1/6 | 17 | 1 | 1 | 2 | 1 | 1 | | | 4 | 4 | 4 | 13 | |
| 11 | GUNDOGDU Fikri | 1.0 | 3:25 | 0/1 | 0 | 0/1 | 0 | | | | | | | | | | | | 1 | | -3 | 0 | |
| 15 | SAYAK Selim | 2.5 | 7:03 | 2/2 | 100 | 2/2 | 100 | | | | | | | | | 1 | 2 | | 1 | 1 | -5 | 4 | |
| *35 | GUMUS Ferit | 3.0 | 40:13 | 3/11 | 27 | 3/11 | 27 | | | 2/2 | 100 | | 6 | 6 | 6 | 1 | 2 | | 2 | 2 | 12 | 8 | |
| 36 | TOPTAS Samet | 4.5 | 3:25 | 0/2 | 0 | 0/2 | 0 | | | 1/2 | 50 | | | | 1 | | | | | 1 | -3 | 1 | |
| 47 | AKSOY Ridvan | 1.0 | 5:08 | | | | | | | | | | 2 | 2 | | | | | | | -5 | 0 | |
| 52 | GULEM Volkan | 2.0 | DNP | | | | | | | | | | | | | | | | | | | | |
| Team / Coach | | | | | | | | | | | | | 2 | 2 | | | | | | | | | |
| Totals | | | | 28/69 | 41 | 26/63 | 41 | 2/6 | 33 | 19/30 | 63 | 4 | 28 | 32 | 27 | 6 | 7 | | | 17 | 28 | 4 | 77 |
| Coach | | AKIN Ahmet | | | | | | | | | | | | | | | | | | | | | |
| Assistant Coach | | KILIC Erdinc | | | | | | | | | | BUKEN Ozgur Emrah | | | | | | | | | | | |

CAN - Canada

| No. | Name | Sport Class | MIN | Field Goals | | 2 Points | | 3 Points | | Free Throws | | Rebounds | | | AS | TO | ST | BS | PF | FD | +/- | PTS | |
|------------------------|-------------------|----------------------|-------|-------------|----|----------|----|----------|----|-------------|-----|----------------|----|-----|----|----|----|----|----|----|-----|-----|----|
| | | | | M/A | % | M/A | % | M/A | % | M/A | % | OR | DR | TOT | | | | | | | | | |
| *4 | GONCIN Nikola | 4.5 | 40:38 | 13/21 | 62 | 9/16 | 56 | 4/5 | 80 | 3/4 | 75 | 2 | 13 | 15 | 11 | 5 | | | 5 | 3 | -1 | 33 | |
| 5 | GREEN Deion | 3.5 | DNP | | | | | | | | | | | | | | | | | | | | |
| *6 | HEDGES Robert (C) | 2.5 | 32:57 | 2/8 | 25 | 2/8 | 25 | | | | | 1 | 3 | 4 | 2 | 2 | | | 3 | 1 | -7 | 4 | |
| 7 | DALLAIRE Vincent | 1.5 | DNP | | | | | | | | | | | | | | | | | | | | |
| 8 | MUTWARE Blaise | 3.5 | DNP | | | | | | | | | | | | | | | | | | | | |
| 9 | HIGGINS Colin | 4.5 | 8:38 | 2/5 | 40 | 2/5 | 40 | | | | | 1 | 1 | 2 | | 3 | | | 3 | 1 | -5 | 4 | |
| *10 | MELYMICK Lee | 1.0 | 18:24 | 1/5 | 20 | 1/5 | 20 | | | | | 1 | 1 | 2 | 1 | | 1 | | 5 | 1 | 0 | 2 | |
| 11 | JASSMAN Chad | 1.5 | 24:36 | | | | | | | | | | | | 1 | | | | 2 | 1 | 2 | 0 | |
| *12 | ANDERSON Patrick | 4.5 | 40:44 | 11/29 | 38 | 11/25 | 44 | 0/4 | 0 | 2/2 | 100 | 3 | 19 | 22 | 9 | 4 | | | 2 | 7 | -2 | 24 | |
| 13 | VERMETTE Jonathan | 1.0 | 14:33 | 1/2 | 50 | 1/2 | 50 | | | | | | 1 | 1 | 1 | 1 | | | 2 | | -7 | 2 | |
| *14 | MILLER Tyler | 1.5 | 32:27 | | | | | | | 2/2 | 100 | 1 | | 1 | | 2 | | | 5 | 1 | -3 | 2 | |
| 15 | OSTEPCHUK Garrett | 2.0 | 12:03 | | | | | | | 2/2 | 100 | | 2 | 2 | | | | | 1 | 2 | 3 | 2 | |
| Team / Coach | | | | | | | | | | | | | | | 2 | | | | | | | | |
| Totals | | | | 30/70 | 43 | 26/61 | 43 | 4/9 | 44 | 9/10 | 90 | 9 | 40 | 49 | 25 | 19 | 1 | | | 28 | 17 | -4 | 73 |
| Coach | | FERIANI Matteo (ITA) | | | | | | | | | | | | | | | | | | | | | |
| Assistant Coach | | JOHNSON Joey | | | | | | | | | | PALMER Nicolas | | | | | | | | | | | |

| | TUR | CAN |
|-----------------------|----------------|----------------|
| Points from Turnovers | 14 | 5 |
| Points in the Paint | 32 (16/28) 57% | 32 (16/24) 67% |
| Second Chance Points | 4 | 6 |
| Fast Break Points | 4 | 7 |
| Bench Points | 9 | 8 |

| | TUR | CAN |
|---------------------|--------------|-------------|
| Biggest Lead | 7 | 10 |
| Biggest Scoring Run | 16-0 (63-56) | 9-0 (37-46) |
| Lead Changes | | 12 |
| Times Tied | | 7 |
| Time Leading | 20:57 | 19:03 |

| Legend: | | | |
|---------|---------------------|-----|--------------------|
| % | Shooting Percentage | (C) | Captain |
| BS | Blocked Shots | DNP | Did Not Play |
| MIN | Minutes Played | No. | Uniform Number |
| PTS | Points | Qx | Quarter Time |
| * | Game Starters | DR | Defensive Rebounds |
| +/- | Plus-Minus | OR | Offensive Rebounds |
| AS | Assists | OTx | Overtime |
| M/A | Made / Attempts | TO | Turnovers |
| PF | Fouls | TOT | Total Rebounds |



Results

結果

Game 20

GER 71 vs 59 GBR
(13-13, 18-15, 26-15, 14-16)

Attendance: 8
Game Duration: 1:43

Referee: LAPOINTE Alexandre

Commissioner: COSSAER Dirk

Umpires: ROSENBERG Helen; HARGREAVES Darrell

| Scoring by 5 min intervals: | GER | Q1 | Q2 | Q3 | Q4 | GBR |
|-----------------------------|-----|----|----|----|----|-----|
| | 5 | 13 | 23 | 31 | 45 | 57 |
| | 6 | 13 | 18 | 28 | 34 | 43 |
| | | | | | 60 | 71 |
| | | | | | 50 | 59 |

GER - Germany

| No. | Name | Sport Class | MIN | Field Goals | | 2 Points | | 3 Points | | Free Throws | | Rebounds | | | AS | TO | ST | BS | PF | FD | +/- | PTS | | | | | |
|-----------------|---------------------|-------------------|-------|-------------|-----|----------|-----|----------|-----|-------------|-----|----------|----|-----|----|----|----|----|----|----|-----|-----|----|----|----|----|---|
| | | | | M/A | % | M/A | % | M/A | % | M/A | % | OR | DR | TOT | | | | | | | | | | | | | |
| 4 | SCHORP Phillip | 1.0 | 5:31 | | | | | | | | | | | | | | | | | | | 1 | | | 3 | 0 | |
| 5 | DREIMUELLER Nico | 2.0 | 35:00 | 5/9 | 56 | 5/8 | 63 | 0/1 | 0 | | | 1 | 2 | 3 | 4 | 1 | 1 | | | | | | 3 | 3 | 13 | 10 | |
| 6 | GUENTNER Matthias | 4.5 | 10:47 | 2/2 | 100 | 2/2 | 100 | | | | | | 3 | 3 | 3 | 1 | | | | | | | | | | 11 | 4 |
| *7 | HUBER Christopher | 1.0 | 21:05 | 0/1 | 0 | 0/1 | 0 | | | | | | | | | 1 | | | | | | | | | 4 | 6 | 0 |
| *8 | BIENEK Andre | 3.0 | 30:38 | 7/15 | 47 | 5/11 | 45 | 2/4 | 50 | 1/4 | 25 | | 6 | 6 | 3 | 3 | | | | | | | 3 | 3 | 14 | 17 | |
| 9 | HELL Tobias | 1.0 | DNP | | | | | | | | | | | | | | | | | | | | | | | | |
| *10 | HALLER Jan (C) | 2.0 | 8:45 | 0/1 | 0 | 0/1 | 0 | | | | | | 1 | 1 | 3 | | 1 | | | | | | 2 | | -1 | 0 | |
| 11 | SADLER Jan | 3.0 | 13:24 | 0/2 | 0 | 0/2 | 0 | | | | | | | | | | | | | | | | | | 1 | 3 | 0 |
| 12 | ALBRECHT Jens Eicke | 3.0 | 19:01 | 2/2 | 100 | 2/2 | 100 | | | 1/2 | 50 | 3 | 2 | 5 | 1 | | 1 | | | | | | 3 | 2 | 1 | 5 | |
| *13 | BOEHME Thomas | 3.0 | 36:15 | 10/19 | 53 | 6/12 | 50 | 4/7 | 57 | 3/3 | 100 | 1 | 9 | 10 | 5 | 3 | 2 | | | | | | 1 | 5 | 12 | 27 | |
| *14 | HALOUSKI Aliaksandr | 4.5 | 15:49 | 2/6 | 33 | 1/5 | 20 | 1/1 | 100 | | | | 1 | 1 | 5 | 1 | 1 | | | | | | 4 | | -2 | 5 | |
| 15 | BESTWICK Joseph | 4.5 | 3:45 | 1/3 | 33 | 1/3 | 33 | | | 1/2 | 50 | | 1 | 1 | | | | | | | | | | 1 | 0 | 3 | |
| Team / Coach | | | | | | | | | | | | 1 | 3 | 4 | | | | | | | | | | | | | |
| Totals | | | | 29/60 | 48 | 22/47 | 47 | 7/13 | 54 | 6/11 | 55 | 6 | 28 | 34 | 24 | 10 | 6 | | | | | | 21 | 15 | 12 | 71 | |
| Coach | | ZELTINGER Nicolai | | | | | | | | | | | | | | | | | | | | | | | | | |
| Assistant Coach | | KLUCK Martin | | | | | | | | | | | | | | | | | | | | | | | | | |

GBR - Great Britain

| No. | Name | Sport Class | MIN | Field Goals | | 2 Points | | 3 Points | | Free Throws | | Rebounds | | | AS | TO | ST | BS | PF | FD | +/- | PTS | | | | | |
|-----------------|-----------------|--------------|-------|-------------|----|----------|----|----------|----|-------------|----|----------|----|-----|----|----|----|----|----|----|-----|-----|----|----|-----|----|--|
| | | | | M/A | % | M/A | % | M/A | % | M/A | % | OR | DR | TOT | | | | | | | | | | | | | |
| *4 | CHOUDHRY Gaz | 4.0 | 26:28 | 6/16 | 38 | 6/13 | 46 | 0/3 | 0 | 2/3 | 67 | 1 | 4 | 5 | 4 | 3 | | | | | | | 2 | 6 | -7 | 14 | |
| 7 | BYWATER Terry | 4.5 | 16:33 | 4/12 | 33 | 3/7 | 43 | 1/5 | 20 | | | 1 | 6 | 7 | 2 | 4 | | | | | | | 2 | | -2 | 9 | |
| *9 | BROWN Harrison | 2.5 | 32:01 | 4/5 | 80 | 4/5 | 80 | | | 2/5 | 40 | 2 | 2 | 4 | 1 | 1 | | | | | | | 4 | 6 | -11 | 10 | |
| *10 | JAMA Abdi | 1.0 | 30:13 | 2/7 | 29 | 2/7 | 29 | | | 1/2 | 50 | 2 | | 2 | 3 | | | | | | | | 3 | 2 | -9 | 5 | |
| *12 | WARBURTON Gregg | 2.0 | 40:00 | 3/9 | 33 | 3/8 | 38 | 0/1 | 0 | | | 1 | | 1 | 13 | 1 | 2 | | | | | | | 1 | -12 | 6 | |
| 13 | SAGAR Ian (C) | 3.0 | 13:32 | 4/6 | 67 | 4/6 | 67 | | | | | | 2 | 2 | 1 | | | | | | | | 2 | | -5 | 8 | |
| *14 | MANNING Lee | 4.5 | 19:13 | 2/5 | 40 | 2/5 | 40 | | | 1/2 | 50 | 2 | 8 | 10 | | 1 | 1 | | | | | | 1 | 3 | -11 | 5 | |
| 15 | FOX Ben | 3.5 | 12:13 | 1/3 | 33 | 1/3 | 33 | | | 0/2 | 0 | | 2 | 2 | | 1 | | | | | | | 1 | 3 | 0 | 2 | |
| 16 | PALMER James | 1.0 | DNP | | | | | | | | | | | | | | | | | | | | | | | | |
| 17 | MACSORLEY James | 2.0 | 9:47 | 0/1 | 0 | 0/1 | 0 | | | | | 1 | 1 | 2 | | | | | | | | | | | -3 | 0 | |
| 18 | BRIDGE Billy | 3.0 | DNP | | | | | | | | | | | | | | | | | | | | | | | | |
| 20 | EDWARDS Lewis | 3.0 | DNP | | | | | | | | | | | | | | | | | | | | | | | | |
| Team / Coach | | | | | | | | | | | | 1 | 1 | 2 | | | | | | | | | | | | | |
| Totals | | | | 26/64 | 41 | 25/55 | 45 | 1/9 | 11 | 6/14 | 43 | 11 | 26 | 37 | 24 | 11 | 3 | | | | | | 15 | 21 | -12 | 59 | |
| Coach | | CHOUDHRY Gaz | | | | | | | | | | | | | | | | | | | | | | | | | |
| Assistant Coach | | MANNING Lee | | | | | | | | | | | | | | | | | | | | | | | | | |

| | GER | GBR |
|-----------------------|---------------|----------------|
| Points from Turnovers | 13 | 7 |
| Points in the Paint | 18 (9/17) 53% | 32 (16/22) 73% |
| Second Chance Points | 7 | 6 |
| Fast Break Points | 2 | 2 |
| Bench Points | 22 | 19 |

| | GER | GBR |
|---------------------|-------------|-----------|
| Biggest Lead | 19 | 5 |
| Biggest Scoring Run | 8-0 (53-34) | 5-0 (5-7) |
| Lead Changes | | 2 |
| Times Tied | | 4 |
| Time Leading | 31:57 | 5:57 |

| Legend: | | | |
|---------|---------------------|-----|--------------------|
| % | Shooting Percentage | (C) | Captain |
| BS | Blocked Shots | DNP | Did Not Play |
| MIN | Minutes Played | No. | Uniform Number |
| Qx | Quarter Time | ST | Steals |
| * | Game Starters | DR | Defensive Rebounds |
| +/- | Plus-Minus | OR | Offensive Rebounds |
| AS | Assists | PF | Fouls |
| M/A | Made / Attempts | TOT | Total Rebounds |
| PTS | Points | | |



Results

結果

Game 22

ESP 74 vs 56 COL
(18-16, 15-16, 21-18, 20-6)

Game Duration: 1:48

Referee: PAJER Tomas

Commissioner: ANG Kean Koo

Umpires: MATHIAS Gustavo; YAP Poh Boon

| Scoring by 5 min intervals: | ESP | Q1 | Q2 | Q3 | Q4 | COL |
|-----------------------------|-----|------|-------|-------|-------|-----|
| | | 9 18 | 24 33 | 44 54 | 67 74 | |
| | | 6 16 | 26 32 | 38 50 | 52 56 | |

ESP - Spain

| No. | Name | Sport Class | MIN | Field Goals | | 2 Points | | 3 Points | | Free Throws | | Rebounds | | | AS | TO | ST | BS | PF | FD | +/- | PTS | |
|------------------------|------------------------------|--------------------------|-------|-------------|-----|----------|-----|----------|---|-------------|-----|------------------------|----|-----|----|----|----|----|----|----|-----|-----|--|
| | | | | M/A | % | M/A | % | M/A | % | M/A | % | OR | DR | TOT | | | | | | | | | |
| *5 | STIX SOTO Daniel | 1.5 | 28:10 | 1/1 | 100 | 1/1 | 100 | | | 2/2 | 100 | 1 | 1 | 2 | | | | | 5 | 1 | 25 | 4 | |
| 7 | ZARZUELA BELTRAN Pablo Jesus | 3.0 | 1:25 | | | | | | | | | | | | | | | | | | 0 | 0 | |
| 8 | SANCHEZ LARA Francisco | 1.0 | 8:49 | | | | | | | | | | 1 | 1 | | | | | 1 | 1 | 8 | 0 | |
| *9 | ZARZUELA BELTRAN Alejandro | 3.0 | 32:45 | 3/8 | 38 | 3/8 | 38 | | | 3/4 | 75 | 1 | 10 | 11 | 4 | | 2 | | 3 | 9 | 9 | 9 | |
| 10 | DIALLO DIOUF Amadou | 3.0 | 3:06 | 1/1 | 100 | 1/1 | 100 | | | | | | | | 1 | | | | | | 3 | 2 | |
| *11 | RUIZ JORDAN Jordi | 2.5 | 10:00 | 3/6 | 50 | 3/4 | 75 | 0/2 | 0 | | | | 1 | 1 | 3 | 1 | | | | 1 | 2 | 6 | |
| *13 | GARCIA PEREIRO Asier (C) | 4.0 | 31:14 | 5/13 | 38 | 5/12 | 42 | 0/1 | 0 | 2/4 | 50 | 1 | 8 | 9 | 11 | 6 | 1 | | 2 | 4 | 10 | 12 | |
| 14 | MOURIZ DOPICO David | 2.5 | 10:00 | 2/4 | 50 | 2/3 | 67 | 0/1 | 0 | | | 1 | 4 | 5 | 2 | 2 | | | 1 | 1 | -1 | 4 | |
| 16 | ONRUBIA GONZALEZ Oscar | 1.5 | 23:01 | 2/3 | 67 | 2/3 | 67 | | | | | | 1 | 1 | 1 | 2 | | | 1 | 1 | 2 | 4 | |
| 24 | ORTEGA LAFUENTE Ignacio | 4.0 | 20:00 | 8/11 | 73 | 8/10 | 80 | 0/1 | 0 | 3/5 | 60 | 4 | 2 | 6 | 3 | | 4 | 1 | 3 | 4 | 17 | 19 | |
| *28 | LORENZO DIAZ Manuel | 3.0 | 22:44 | 4/9 | 44 | 4/9 | 44 | | | 2/7 | 29 | 3 | 3 | 6 | | 1 | | | 4 | 7 | 7 | 10 | |
| 51 | ALEJOS ALONSO Agustin | 4.5 | 8:46 | 2/6 | 33 | 2/3 | 67 | 0/3 | 0 | 0/2 | 0 | | | | 3 | | | | | 1 | 8 | 4 | |
| Team / Coach | | | | | | | | | | | | 1 | 3 | 4 | | 1 | | | | | | | |
| Totals | | | | 31/62 | 50 | 31/54 | 57 | 0/8 | 0 | 12/24 | 50 | 12 | 34 | 46 | 27 | 14 | 5 | 3 | 17 | 24 | 18 | 74 | |
| Coach | | TRIGO DIEZ Oscar | | | | | | | | | | | | | | | | | | | | | |
| Assistant Coach | | LOPEZ MARTINEZ Francisco | | | | | | | | | | CARVAJAL PICHEL Javier | | | | | | | | | | | |

COL - Colombia

| No. | Name | Sport Class | MIN | Field Goals | | 2 Points | | 3 Points | | Free Throws | | Rebounds | | | AS | TO | ST | BS | PF | FD | +/- | PTS |
|------------------------|------------------|---------------------------------------|-------|-------------|----|----------|----|----------|----|-------------|----|----------|----|-----|----|----|----|----|----|-----|-----|-----|
| | | | | M/A | % | M/A | % | M/A | % | M/A | % | OR | DR | TOT | | | | | | | | |
| *3 | VEGA Raul | 1.0 | 36:44 | 0/3 | 0 | 0/3 | 0 | | | | | 1 | 1 | 1 | 2 | 2 | | 2 | | | -13 | 0 |
| 4 | GARCES Hector | 3.5 | 3:06 | 0/2 | 0 | 0/2 | 0 | | | | | | | | | | | | 1 | | -3 | 0 |
| 5 | ALZATE Guillermo | 1.5 | 18:18 | 1/2 | 50 | 1/2 | 50 | | | | | 1 | 1 | 1 | | | | | | | 3 | 2 |
| 9 | FLOREZ Andres | 1.0 | DNP | | | | | | | | | | | | | | | | | | | |
| *10 | LEEP Jose | 3.0 | 34:12 | 6/13 | 46 | 3/5 | 60 | 3/8 | 38 | 2/4 | 50 | 2 | 2 | 7 | 3 | 2 | | 5 | 7 | -8 | 17 | |
| *14 | DIAZ Daniel (C) | 4.5 | 34:48 | 7/12 | 58 | 6/8 | 75 | 1/4 | 25 | 3/7 | 43 | 5 | 5 | 2 | 2 | 3 | | 4 | 5 | -11 | 18 | |
| 18 | ESCOBAR Juan | 3.5 | DNP | | | | | | | | | | | | | | | | | | | |
| *19 | HERNANDEZ Jhon | 3.5 | 36:54 | 8/14 | 57 | 8/13 | 62 | 0/1 | 0 | 1/2 | 50 | 2 | 10 | 12 | 6 | 2 | 1 | | 4 | 4 | -15 | 17 |
| 20 | SANZ Nelson | 4.5 | 5:12 | 1/2 | 50 | 1/2 | 50 | | | | | | 1 | 1 | | 1 | | | 4 | | -7 | 2 |
| *23 | VARGAS Jhoan | 2.0 | 24:58 | 0/9 | 0 | 0/9 | 0 | | | | | | | 3 | 1 | 3 | | | 3 | | -26 | 0 |
| 30 | PEREZ Rodrigo | 4.0 | DNP | | | | | | | | | | | | | | | | | | | |
| 33 | GRANADOS Joymar | 2.5 | 5:48 | 0/2 | 0 | 0/2 | 0 | | | | | | | | | | | | 2 | | -10 | 0 |
| Team / Coach | | | | | | | | | | | | | 2 | 2 | | 2 | | | | | | |
| Totals | | | | 23/59 | 39 | 19/46 | 41 | 4/13 | 31 | 6/13 | 46 | 5 | 22 | 27 | 18 | 15 | 8 | | 24 | 17 | -18 | 56 |
| Coach | | DO NASCIMENTO CARDOSO Ana Lucia (BRA) | | | | | | | | | | | | | | | | | | | | |
| Assistant Coach | | WELL de LAS SALAS Elkin Alfonso | | | | | | | | | | | | | | | | | | | | |

| | ESP | COL |
|-----------------------|----------------|----------------|
| Points from Turnovers | 18 | 9 |
| Points in the Paint | 46 (23/38) 61% | 24 (12/31) 39% |
| Second Chance Points | 15 | 1 |
| Fast Break Points | 6 | 9 |
| Bench Points | 33 | 4 |

| | ESP | COL |
|---------------------|--------------|--------------|
| Biggest Lead | 18 | 6 |
| Biggest Scoring Run | 13-0 (67-50) | 10-0 (18-20) |
| Lead Changes | | 2 |
| Times Tied | | 5 |
| Time Leading | 31:11 | 4:08 |

| Legend: | | | |
|---------|---------------------|-----|--------------------|
| % | Shooting Percentage | (C) | Captain |
| BS | Blocked Shots | DNP | Did Not Play |
| MIN | Minutes Played | No. | Uniform Number |
| Qx | Quarter Time | ST | Steals |
| * | Game Starters | DR | Defensive Rebounds |
| +/- | Plus-Minus | OR | Offensive Rebounds |
| AS | Assists | PF | Fouls |
| M/A | Made / Attempts | TOT | Total Rebounds |
| PTS | Points | | |



Results

結果

Game 23

IRI 41 vs 65 USA
(9-22, 9-17, 11-14, 12-12)

Game Duration: 1:26

Referee: CARMONA Hector

Commissioner: MAGALLANES Juan

Umpires: HSIEH Shu-Fei; REHLING Carsten

| Scoring by 5 min intervals: | IRI | Q1 | Q2 | Q3 | Q4 | USA |
|-----------------------------|-----|-------|-------|-------|-------|-----|
| | | 5 9 | 13 18 | 22 29 | 36 41 | |
| | | 10 22 | 27 39 | 43 53 | 61 65 | |

IRI - Islamic Rep. of Iran

| No. | Name | Sport Class | MIN | Field Goals | | 2 Points | | 3 Points | | Free Throws | | Rebounds | | | AS | TO | ST | BS | PF | FD | +/- | PTS |
|------------------------|--------------------------|--------------------|-------|-------------|----|----------|----|----------|----|-------------|----|----------|----|-----|----|----|----|----|----|----|-----|-----|
| | | | | M/A | % | M/A | % | M/A | % | M/A | % | OR | DR | TOT | | | | | | | | |
| 4 | AYASHI Faleh | 2.0 | DNP | | | | | | | | | | | | | | | | | | | |
| *5 | ABDI Hassan | 2.0 | 6:32 | | | | | | | | | | | | | | | | | | -3 | 0 |
| 6 | AHMADI Amirreza | 3.5 | 4:53 | 0/1 | 0 | 0/1 | 0 | | | | | | | | 2 | | | | 1 | 1 | -9 | 0 |
| 7 | TOLOUEI TAMARDASH Mohsen | 3.5 | 3:32 | | | | | | | | | 1 | | 1 | 1 | | | | | 1 | 1 | 0 |
| *8 | SAADATPOORMOGHADAM Vahid | 2.5 | 31:35 | 2/3 | 67 | 2/3 | 67 | | | | | | 5 | 5 | 6 | 5 | 1 | | 4 | 1 | -14 | 4 |
| 9 | ZAKERI DEHVOSTA Danial | 1.0 | DNP | | | | | | | | | | | | | | | | | | | |
| *10 | MOHAMMAD NEZHAD Mohammad | 1.0 | 40:00 | 3/6 | 50 | 3/6 | 50 | | | 1/2 | 50 | 1 | 2 | 3 | 1 | | | | 1 | 1 | -24 | 7 |
| 11 | GHARANJIK Abdoljalil | 1.5 | 33:28 | 3/5 | 60 | 3/5 | 60 | | | 1/4 | 25 | 1 | 1 | 1 | 4 | 1 | | | 2 | 5 | -21 | 7 |
| *12 | SAYARI Mohammadhassan | 4.0 | 40:00 | 8/20 | 40 | 7/17 | 41 | 1/3 | 33 | 0/2 | 0 | 1 | 13 | 14 | 3 | 5 | 1 | | 3 | 2 | -24 | 17 |
| 13 | EIVAZI Reza | 4.0 | 0:58 | | | | | | | | | | | | | | | | | | 0 | 0 |
| *14 | KAMALI Mojtaba | 4.5 | 28:57 | 2/11 | 18 | 1/8 | 13 | 1/3 | 33 | 1/3 | 33 | | 6 | 6 | 2 | 2 | 1 | | | 4 | -12 | 6 |
| 15 | BAGZADEHFARD Iman (C) | 4.0 | 10:05 | | | | | | | | | | 2 | 2 | | 1 | | | | | -12 | 0 |
| Team / Coach | | | | | | | | | | | | | 2 | 2 | | 1 | | | | | | |
| Totals | | | | 18/46 | 39 | 16/40 | 40 | 2/6 | 33 | 3/11 | 27 | 3 | 31 | 34 | 13 | 20 | 4 | | 11 | 15 | -24 | 41 |
| Coach | | AGHAKOUCHEKI Abbas | | | | | | | | | | | | | | | | | | | | |
| Assistant Coach | | ESHGH Kamal | | | | | | | | | | | | | | | | | | | | |

USA - United States

| No. | Name | Sport Class | MIN | Field Goals | | 2 Points | | 3 Points | | Free Throws | | Rebounds | | | AS | TO | ST | BS | PF | FD | +/- | PTS |
|------------------------|-----------------|---------------|-------|-------------|-----|----------|-----|----------|----|-------------|-----|------------------|----|-----|----|----|----|----|----|----|-----|-----|
| | | | | M/A | % | M/A | % | M/A | % | M/A | % | OR | DR | TOT | | | | | | | | |
| 1 | SANCHEZ Jorge | 4.0 | 12:14 | 2/2 | 100 | 2/2 | 100 | | | 2/2 | 100 | | 2 | 2 | 2 | 1 | | | 1 | 1 | 3 | 6 |
| 2 | WILLIAMS Jacob | 2.5 | 19:46 | 3/13 | 23 | 2/9 | 22 | 1/4 | 25 | | | 1 | 2 | 3 | 4 | 2 | 1 | | 2 | | 8 | 7 |
| 4 | TUREK Joshua | 3.5 | 12:41 | 2/9 | 22 | 2/9 | 22 | | | | | 1 | 1 | 2 | 1 | | 2 | | 2 | | 7 | 4 |
| *5 | PAYE Michael | 3.0 | 14:14 | 3/7 | 43 | 3/7 | 43 | | | | | 2 | 2 | 4 | 3 | | 1 | | | 1 | 12 | 6 |
| 6 | LESPERANCE Matt | 1.0 | DNP | | | | | | | | | | | | | | | | | | | |
| *7 | NEISWENDER Ryan | 2.0 | 19:47 | 2/4 | 50 | 2/4 | 50 | | | | | | 3 | 3 | 1 | 1 | | | 3 | 2 | 12 | 4 |
| *8 | BELL Brian | 4.5 | 10:52 | 3/4 | 75 | 3/4 | 75 | | | 1/2 | 50 | 1 | 1 | 2 | 1 | 1 | 1 | | | 1 | 9 | 7 |
| 9 | SCOTT Matt | 3.5 | 16:00 | 2/7 | 29 | 2/5 | 40 | 0/2 | 0 | | | 1 | 3 | 4 | 6 | | 1 | | | 1 | 7 | 4 |
| *11 | SERIO Steve (C) | 3.5 | 24:27 | 6/10 | 60 | 6/9 | 67 | 0/1 | 0 | | | 1 | 7 | 8 | 10 | | | | 2 | 1 | 21 | 12 |
| 15 | HINZE Nate | 4.5 | 9:46 | 3/4 | 75 | 3/4 | 75 | | | | | | 1 | 1 | 1 | 1 | 1 | | 1 | | 5 | 6 |
| 16 | JENIFER Trevon | 2.5 | 26:54 | 3/6 | 50 | 3/6 | 50 | | | 1/2 | 50 | 1 | 1 | 2 | 1 | | 3 | | 4 | 2 | 15 | 7 |
| *33 | BOIE John | 1.0 | 33:19 | 1/2 | 50 | 1/2 | 50 | | | | | | 1 | 1 | 1 | | 1 | | | 2 | 21 | 2 |
| Team / Coach | | | | | | | | | | | | | 4 | 4 | | | | | | | | |
| Totals | | | | 30/68 | 44 | 29/61 | 48 | 1/7 | 14 | 4/6 | 67 | 8 | 28 | 36 | 31 | 6 | 11 | | 15 | 11 | 24 | 65 |
| Coach | | LYKINS Ron | | | | | | | | | | | | | | | | | | | | |
| Assistant Coach | | TAYLOR Robert | | | | | | | | | | SCHWAB Christina | | | | | | | | | | |

| | IRI | USA |
|------------------------------|----------------|----------------|
| Points from Turnovers | 3 | 28 |
| Points in the Paint | 24 (12/23) 52% | 42 (21/37) 57% |
| Second Chance Points | 4 | 3 |
| Fast Break Points | 4 | 21 |
| Bench Points | 7 | 34 |

| | IRI | USA |
|----------------------------|-------------|--------------|
| Biggest Lead | 1 | 27 |
| Biggest Scoring Run | 5-0 (41-63) | 10-0 (13-37) |
| Lead Changes | 1 | |
| Times Tied | | |
| Time Leading | 0:17 | 39:20 |

| Legend: | | | |
|---------|---------------------|-----|--------------------|
| % | Shooting Percentage | (C) | Captain |
| BS | Blocked Shots | DNP | Did Not Play |
| MIN | Minutes Played | No. | Uniform Number |
| Qx | Quarter Time | ST | Steals |
| * | Game Starters | DR | Defensive Rebounds |
| +/- | Plus-Minus | OR | Offensive Rebounds |
| AS | Assists | PF | Fouls |
| M/A | Made / Attempts | TOT | Total Rebounds |
| PTS | Points | | |



Results

結果

Game 25

JPN 59 vs 52 KOR
(14-9, 17-12, 16-15, 12-16)

Game Duration: 1:30

Referee: PEIC Krunoslav

Commissioner: ANG Kean Koo

Umpires: KOC Yekta Sansal; GAUTHIER Sebastien

| Scoring by 5 min intervals: | JPN KOR | Q1 | | Q2 | | Q3 | | Q4 | |
|-----------------------------|------------|----|----|----|----|----|----|----|----|
| | | 6 | 14 | 24 | 31 | 41 | 47 | 51 | 59 |
| | | 5 | 9 | 15 | 21 | 28 | 36 | 42 | 52 |

JPN - Japan

| No. | Name | Sport Class | MIN | Field Goals | | 2 Points | | 3 Points | | Free Throws | | Rebounds | | | AS | TO | ST | BS | PF | FD | +/- | PTS | |
|-----------------|---------------------|----------------|-------|-------------|-----|----------|-----|----------|----|-------------|-----|----------|----|-----|----|----|----|----|----|----|-----|-----|--|
| | | | | M/A | % | M/A | % | M/A | % | M/A | % | OR | DR | TOT | | | | | | | | | |
| *1 | TOYOSHIMA Akira (C) | 2.0 | 23:18 | 2/3 | 67 | 2/3 | 67 | | | | | 2 | | 2 | 6 | 1 | 1 | | 1 | 2 | 17 | 4 | |
| *2 | CHOKAI Renshi | 2.5 | 40:00 | 2/7 | 29 | 2/5 | 40 | 0/2 | 0 | | | | 4 | 4 | 10 | 1 | 4 | 1 | 2 | 3 | 7 | 4 | |
| *6 | KAWAHARA Rin | 1.5 | 38:51 | 1/2 | 50 | 1/2 | 50 | | | 1/1 | 100 | 1 | 3 | 4 | 1 | 2 | | | 2 | 1 | 13 | 3 | |
| 7 | FURUSAWA Takuya | 3.0 | 6:42 | 1/4 | 25 | 1/3 | 33 | 0/1 | 0 | | | | | | 1 | | | | 1 | 1 | -1 | 2 | |
| 8 | AKAISHI Ryuga | 2.5 | 8:51 | 2/2 | 100 | 2/2 | 100 | | | | | | | | 1 | | | | 1 | 1 | -3 | 4 | |
| 10 | MIYAJIMA Tetsuya | 4.0 | 8:51 | 0/2 | 0 | 0/2 | 0 | | | | | 2 | 2 | 1 | 1 | | | | | 1 | -3 | 0 | |
| 11 | FUJISAWA Kiyoshi | 2.0 | 1:09 | 0/1 | 0 | | | 0/1 | 0 | | | | | | 1 | | | | | | -6 | 0 | |
| *13 | FUJIMOTO Reo | 4.5 | 24:27 | 10/14 | 71 | 9/11 | 82 | 1/3 | 33 | | | | 6 | 6 | 2 | 3 | 1 | | 3 | 2 | 11 | 21 | |
| 21 | TAKAMATSU Yoshinobu | 4.0 | 1:09 | | | | | | | | | | | | | | | | | | -6 | 0 | |
| *25 | AKITA Kei | 3.5 | 38:51 | 8/18 | 44 | 8/18 | 44 | | | 1/3 | 33 | 2 | 9 | 11 | 1 | 2 | | | | 2 | 13 | 17 | |
| 26 | IWAI Takayoshi | 1.0 | 1:09 | | | | | | | | | | | | 1 | | | | | | -6 | 0 | |
| 55 | KOZAI Hiroaki | 3.5 | 6:42 | 2/6 | 33 | 2/5 | 40 | 0/1 | 0 | | | 2 | 2 | 1 | 1 | 1 | | | | 2 | -1 | 4 | |
| Team / Coach | | | | | | | | | | | | 1 | 1 | 2 | | | | | | | | | |
| Totals | | | | 28/59 | 47 | 27/51 | 53 | 1/8 | 13 | 2/4 | 50 | 6 | 27 | 33 | 24 | 13 | 7 | 1 | 10 | 15 | 7 | 59 | |
| Coach | | KYOYA Kazuyuki | | | | | | | | | | | | | | | | | | | | | |
| Assistant Coach | | OIKAWA Shimpei | | | | | | | | | | | | | | | | | | | | | |

KOR - Republic of Korea

| No. | Name | Sport Class | MIN | Field Goals | | 2 Points | | 3 Points | | Free Throws | | Rebounds | | | AS | TO | ST | BS | PF | FD | +/- | PTS |
|-----------------|--------------------|---------------|-------|-------------|----|----------|----|----------|----|-------------|-----|----------|----|-----|----|----|----|----|----|----|-----|-----|
| | | | | M/A | % | M/A | % | M/A | % | M/A | % | OR | DR | TOT | | | | | | | | |
| *4 | KIM Ho Yong | 3.0 | 22:27 | 3/5 | 60 | 3/5 | 60 | | | | | | 4 | 4 | 3 | 2 | 2 | | 2 | | -6 | 6 |
| 6 | HWANG Woosung | 2.0 | DNP | | | | | | | | | | | | | | | | | | | |
| 7 | KIM Taeok | 2.5 | 2:01 | | | | | | | | | | | | | 1 | | | | | 0 | 0 |
| *10 | OH Dong Suk | 2.0 | 24:28 | 3/6 | 50 | 3/4 | 75 | 0/2 | 0 | | | 1 | 2 | 3 | 2 | 2 | 2 | | 2 | 2 | -6 | 6 |
| *11 | KWAK Jun Seong | 1.0 | 30:00 | 2/6 | 33 | 2/6 | 33 | | | | | 1 | 1 | 2 | 1 | | | | 1 | | -2 | 4 |
| 12 | YANG Dong Gil | 4.0 | DNP | | | | | | | | | | | | | | | | | | | |
| 16 | LEE Younjoo | 3.5 | DNP | | | | | | | | | | | | | | | | | | | |
| *23 | CHO Seung Hyun (C) | 4.0 | 36:09 | 8/18 | 44 | 5/13 | 38 | 3/5 | 60 | 2/2 | 100 | 1 | 3 | 4 | 6 | 2 | 1 | | 4 | 3 | 1 | 21 |
| 24 | LEE Chi Won | 2.5 | DNP | | | | | | | | | | | | | | | | | | | |
| 39 | KIM Sangyeol | 4.0 | 22:32 | 4/6 | 67 | 4/6 | 67 | | | 1/2 | 50 | | 3 | 3 | 3 | 2 | | 1 | 1 | 1 | -6 | 9 |
| *40 | GIM Dong Hyeon | 4.0 | 36:51 | 3/16 | 19 | 3/14 | 21 | 0/2 | 0 | | | 4 | 10 | 14 | 4 | 6 | 4 | | 3 | 2 | -10 | 6 |
| 44 | LEE Byoung Jai | 1.0 | 25:32 | 0/4 | 0 | 0/4 | 0 | | | | | 2 | 1 | 3 | 1 | | | | 2 | 1 | -6 | 0 |
| Team / Coach | | | | | | | | | | | | 2 | 2 | | | 1 | | | | | | |
| Totals | | | | 23/61 | 38 | 20/52 | 38 | 3/9 | 33 | 3/4 | 75 | 9 | 26 | 35 | 20 | 15 | 10 | 1 | 15 | 9 | -7 | 52 |
| Coach | | KO Kwangyub | | | | | | | | | | | | | | | | | | | | |
| Assistant Coach | | KIM Young Moo | | | | | | | | | | | | | | | | | | | | |

| | JPN | KOR |
|-----------------------|----------------|----------------|
| Points from Turnovers | 18 | 14 |
| Points in the Paint | 22 (11/22) 50% | 28 (14/33) 42% |
| Second Chance Points | 6 | 5 |
| Fast Break Points | 6 | 2 |
| Bench Points | 10 | 9 |

| | JPN | KOR |
|---------------------|-------------|-------------|
| Biggest Lead | 15 | 1 |
| Biggest Scoring Run | 10-0 (22-9) | 8-0 (59-52) |
| Lead Changes | | 4 |
| Times Tied | | 1 |
| Time Leading | 35:28 | 3:02 |

| Legend: | | | |
|---------|---------------------|-----|--------------------|
| % | Shooting Percentage | (C) | Captain |
| BS | Blocked Shots | DNP | Did Not Play |
| MIN | Minutes Played | No. | Uniform Number |
| Qx | Quarter Time | ST | Steals |
| * | Game Starters | DR | Defensive Rebounds |
| | | OR | Offensive Rebounds |
| | | TO | Turnovers |
| +/- | Plus-Minus | FD | Fouls Drawn |
| | | PF | Fouls |
| AS | Assists | TOT | Total Rebounds |
| M/A | Made / Attempts | | |
| PTS | Points | | |



Results

結果

Game 28

TUR 61 vs 79 ESP
(10-17, 16-21, 22-21, 13-20)

Game Duration: 1:33

Referee: HARGREAVES Darrell

Commissioner: SCHOEMAN Andrew

Umpires: VILLARD Celine; LAPOINTE Alexandre

| Scoring by 5 min intervals: | TUR ESP | Q1 | | Q2 | | Q3 | | Q4 | |
|-----------------------------|------------|----|----|----|----|----|----|----|----|
| | | 10 | 10 | 16 | 26 | 34 | 48 | 52 | 61 |
| | | 10 | 17 | 25 | 38 | 44 | 59 | 65 | 79 |

TUR - Turkey

| No. | Name | Sport Class | MIN | Field Goals | | 2 Points | | 3 Points | | Free Throws | | Rebounds | | | AS | TO | ST | BS | PF | FD | +/- | PTS | |
|-----------------|--------------------|--------------|-------|-------------|-----|----------|-----|----------|----|-------------|-----|-------------------|----|-----|----|----|----|----|----|----|-----|-----|----|
| | | | | M/A | % | M/A | % | M/A | % | M/A | % | OR | DR | TOT | | | | | | | | | |
| *3 | ACAR Deniz | 2.5 | 30:32 | 4/9 | 44 | 4/9 | 44 | | | | | | 2 | 2 | 1 | 1 | | | 3 | 1 | -12 | 8 | |
| *5 | GURBULAK Ozgur (C) | 4.0 | 34:21 | 11/19 | 58 | 7/10 | 70 | 4/9 | 44 | | | 1 | 2 | 3 | 5 | 3 | 1 | | | 2 | 1 | -13 | 26 |
| 6 | GUNAYDIN Mucahit | 4.0 | 5:39 | 1/1 | 100 | 1/1 | 100 | | | 0/2 | 0 | 1 | 2 | 3 | | | | | 1 | 1 | -5 | 2 | |
| 7 | EFETURK Ahmet | 4.0 | 0:57 | 1/1 | 100 | 1/1 | 100 | | | | | 1 | | 1 | | | | | | 1 | 1 | 4 | 2 |
| *9 | TOPRAK Ugur | 3.0 | 40:00 | 1/9 | 11 | 1/6 | 17 | 0/3 | 0 | 3/4 | 75 | 1 | 3 | 4 | 9 | 2 | 4 | | 4 | 3 | -18 | 5 | |
| *10 | AR Ismail | 1.5 | 29:23 | 3/3 | 100 | 3/3 | 100 | | | | | | 1 | 1 | 1 | 2 | | | 2 | 3 | -12 | 6 | |
| 11 | GUNDOGDU Fikri | 1.0 | DNP | | | | | | | | | | | | | | | | | | | | |
| 15 | SAYAK Selim | 2.5 | 8:31 | | | | | | | | | | | | | | 1 | | 2 | 1 | -10 | 0 | |
| *35 | GUMUS Ferit | 3.0 | 39:03 | 3/9 | 33 | 3/9 | 33 | | | 4/4 | 100 | | 5 | 5 | 3 | 5 | | | 1 | 4 | -22 | 10 | |
| 36 | TOPTAS Samet | 4.5 | DNP | | | | | | | | | | | | | | | | | | | | |
| 47 | AKSOY Ridvan | 1.0 | 10:37 | 1/2 | 50 | 1/2 | 50 | | | 0/1 | 0 | | 1 | 1 | | 1 | | | 1 | 1 | -6 | 2 | |
| 52 | GULEM Volkan | 2.0 | 0:57 | | | | | | | | | | | | | | | | | | 4 | 0 | |
| Team / Coach | | | | | | | | | | | | | 2 | 2 | | 1 | | | | | | | |
| Totals | | | | 25/53 | 47 | 21/41 | 51 | 4/12 | 33 | 7/11 | 64 | 4 | 18 | 22 | 19 | 15 | 6 | | | 14 | 17 | -18 | 61 |
| Coach | | AKIN Ahmet | | | | | | | | | | | | | | | | | | | | | |
| Assistant Coach | | KILIC Erdinc | | | | | | | | | | BUKEN Ozgur Emrah | | | | | | | | | | | |

ESP - Spain

| No. | Name | Sport Class | MIN | Field Goals | | 2 Points | | 3 Points | | Free Throws | | Rebounds | | | AS | TO | ST | BS | PF | FD | +/- | PTS | |
|-----------------|------------------------------|--------------------------|-------|-------------|----|----------|----|----------|----|-------------|----|------------------------|----|-----|----|----|----|-----|----|----|-----|-----|---|
| | | | | M/A | % | M/A | % | M/A | % | M/A | % | OR | DR | TOT | | | | | | | | | |
| 5 | STIX SOTO Daniel | 1.5 | 28:04 | 0/2 | 0 | 0/2 | 0 | | | | | | 1 | 1 | | 2 | 1 | | | 3 | 1 | 16 | 0 |
| 7 | ZARZUELA BELTRAN Pablo Jesus | 3.0 | DNP | | | | | | | | | | | | | | | | | | | | |
| 8 | SANCHEZ LARA Francisco | 1.0 | DNP | | | | | | | | | | | | | | | | | | | | |
| *9 | ZARZUELA BELTRAN Alejandro | 3.0 | 40:00 | 7/15 | 47 | 7/15 | 47 | | | 2/6 | 33 | 5 | 5 | 10 | 4 | 2 | 3 | 1 | 2 | 3 | 18 | 16 | |
| *10 | DIALLO DIOUF Amadou | 3.0 | 11:56 | 3/4 | 75 | 3/4 | 75 | | | 0/2 | 0 | 1 | 1 | 2 | 1 | 2 | | | 1 | 1 | 2 | 6 | |
| *11 | RUIZ JORDAN Jordi | 2.5 | 35:45 | 9/16 | 56 | 8/12 | 67 | 1/4 | 25 | 1/2 | 50 | 1 | 3 | 4 | 3 | 3 | | | 1 | 1 | 15 | 20 | |
| 13 | GARCIA PEREIRO Asier (C) | 4.0 | 28:04 | 8/13 | 62 | 7/11 | 64 | 1/2 | 50 | | | 5 | 7 | 12 | 8 | 3 | 1 | 1/2 | 2 | 4 | 16 | 17 | |
| *14 | MOURIZ DOPICO David | 2.5 | 16:11 | 3/8 | 38 | 2/6 | 33 | 1/2 | 50 | | | 1 | | 1 | 4 | 1 | 1 | | 4 | | 5 | 7 | |
| 16 | ONRUBIA GONZALEZ Oscar | 1.5 | DNP | | | | | | | | | | | | | | | | | | | | |
| 24 | ORTEGA LAFUENTE Ignacio | 4.0 | DNP | | | | | | | | | | | | | | | | | | | | |
| *28 | LORENZO DIAZ Manuel | 3.0 | 40:00 | 5/12 | 42 | 5/12 | 42 | | | 3/4 | 75 | 6 | 7 | 13 | 1 | 1 | 3 | | 4 | 4 | 18 | 13 | |
| 51 | ALEJOS ALONSO Agustin | 4.5 | DNP | | | | | | | | | | | | | | | | | | | | |
| Team / Coach | | | | | | | | | | | | 2 | 2 | 4 | | 1 | | | | | | | |
| Totals | | | | 35/70 | 50 | 32/62 | 52 | 3/8 | 38 | 6/14 | 43 | 21 | 26 | 47 | 21 | 15 | 9 | 1 | 17 | 14 | 18 | 79 | |
| Coach | | TRIGO DIEZ Oscar | | | | | | | | | | | | | | | | | | | | | |
| Assistant Coach | | LOPEZ MARTINEZ Francisco | | | | | | | | | | CARVAJAL PICHEL Javier | | | | | | | | | | | |

| | TUR | ESP |
|-----------------------|----------------|----------------|
| Points from Turnovers | 6 | 21 |
| Points in the Paint | 20 (10/18) 56% | 54 (27/52) 52% |
| Second Chance Points | 4 | 19 |
| Fast Break Points | 4 | 14 |
| Bench Points | 6 | 17 |

| | TUR | ESP |
|---------------------|-------------|-------------|
| Biggest Lead | 3 | 19 |
| Biggest Scoring Run | 8-0 (28-38) | 9-0 (10-19) |
| Lead Changes | | 1 |
| Times Tied | | 3 |
| Time Leading | 0:39 | 36:40 |

| Legend: | | | |
|---------|---------------------|-----|--------------------|
| % | Shooting Percentage | (C) | Captain |
| BS | Blocked Shots | DNP | Did Not Play |
| MIN | Minutes Played | No. | Uniform Number |
| Qx | Quarter Time | ST | Steals |
| * | Game Starters | DR | Defensive Rebounds |
| +/- | Plus-Minus | OR | Offensive Rebounds |
| AS | Assists | PF | Fouls |
| M/A | Made / Attempts | TOT | Total Rebounds |
| PTS | Points | | |



Results

結果

Game 29

AUS 64 vs 53 GER
(21-11, 7-11, 20-19, 16-12)

Game Duration: 1:35

Referee: FRONCZAK Adam

Commissioner: TIMMS Janine

Umpires: TAHMASIAN Geghard; QUINTANA Matias

| Scoring by 5 min intervals: | | Q1 | | Q2 | | Q3 | | Q4 | |
|-----------------------------|--|----|----|----|----|----|----|----|----|
| AUS | | 12 | 21 | 23 | 28 | 44 | 48 | 56 | 64 |
| GER | | 6 | 11 | 18 | 22 | 28 | 41 | 48 | 53 |

AUS - Australia

| No. | Name | Sport Class | MIN | Field Goals | | 2 Points | | 3 Points | | Free Throws | | Rebounds | | | AS | TO | ST | BS | PF | FD | +/- | PTS | |
|-----------------|--------------------|--------------|-------|-------------|----|----------|----|----------|----|-------------|-----|--------------|----|-----|----|----|----|----|----|----|-----|-----|----|
| | | | | M/A | % | M/A | % | M/A | % | M/A | % | OR | DR | TOT | | | | | | | | | |
| 1 | WHITE Samuel | 1.0 | DNP | | | | | | | | | | | | | | | | | | | | |
| 2 | TYNDALL Jeremy | 1.5 | 13:43 | | | | | | | | | | 1 | 1 | | 1 | | | 1 | | -12 | 0 | |
| *5 | LATHAM Bill | 4.0 | 27:07 | 8/14 | 57 | 8/14 | 57 | | | 1/5 | 20 | 4 | 7 | 11 | 1 | 2 | 2 | | 4 | 3 | 19 | 17 | |
| 6 | STIBNERS Brett | 4.0 | 4:54 | 0/3 | 0 | 0/2 | 0 | 0/1 | 0 | | | | 4 | 4 | 1 | | | | 1 | | -1 | 0 | |
| *7 | NORRIS Shaun (C) | 3.0 | 22:10 | 7/12 | 58 | 7/11 | 64 | 0/1 | 0 | 0/1 | 0 | 1 | 5 | 6 | 10 | 3 | 2 | | 4 | 6 | 27 | 14 | |
| *8 | ROBINS Kim | 3.0 | 24:02 | 5/9 | 56 | 5/9 | 56 | | | 0/1 | 0 | 1 | 1 | 2 | 5 | 2 | | | | 3 | 17 | 10 | |
| 9 | KNOWLES Tristan | 4.0 | 10:39 | 0/4 | 0 | 0/2 | 0 | 0/2 | 0 | 2/2 | 100 | | 1 | 1 | 2 | 1 | | | 1 | 1 | -10 | 2 | |
| *10 | BLAIR Jannik | 1.0 | 26:17 | 2/3 | 67 | 2/3 | 67 | | | | | 2 | 2 | 4 | | 1 | | | 2 | | 23 | 4 | |
| *11 | O'NEILL-THORNE Tom | 3.0 | 28:24 | 3/12 | 25 | 2/7 | 29 | 1/5 | 20 | 1/1 | 100 | 1 | 7 | 8 | 5 | | | | 3 | 1 | 19 | 8 | |
| 12 | McSHANE Matthew | 1.5 | 13:43 | 2/4 | 50 | 2/4 | 50 | | | | | 1 | | 1 | | 2 | 1 | | | | -12 | 4 | |
| 15 | AUPRINCE Michael | 4.0 | 11:03 | 0/5 | 0 | 0/5 | 0 | | | 1/2 | 50 | | 4 | 4 | | | 1 | | 2 | 1 | -9 | 1 | |
| 33 | McPHAIL John | 3.0 | 17:58 | 2/3 | 67 | 2/3 | 67 | | | | | | 1 | 1 | 1 | 1 | | | 1 | 2 | -6 | 4 | |
| Team / Coach | | | | | | | | | | | | 3 | 3 | 6 | | 1 | | | | | | | |
| Totals | | | | 29/69 | 42 | 28/60 | 47 | 1/9 | 11 | 5/12 | 42 | 13 | 36 | 49 | 25 | 13 | 7 | | | 19 | 17 | 11 | 64 |
| Coach | | FRIDAY Craig | | | | | | | | | | | | | | | | | | | | | |
| Assistant Coach | | NESS Brad | | | | | | | | | | MIZENS Grant | | | | | | | | | | | |

GER - Germany

| No. | Name | Sport Class | MIN | Field Goals | | 2 Points | | 3 Points | | Free Throws | | Rebounds | | | AS | TO | ST | BS | PF | FD | +/- | PTS | |
|-----------------|---------------------|-------------------|-------|-------------|----|----------|----|----------|-----|-------------|-----|----------|----|-----|----|----|----|----|----|----|-----|-----|----|
| | | | | M/A | % | M/A | % | M/A | % | M/A | % | OR | DR | TOT | | | | | | | | | |
| 4 | SCHORP Phillip | 1.0 | DNP | | | | | | | | | | | | | | | | | | | | |
| *5 | DREIMUELLER Nico | 2.0 | 30:09 | 5/11 | 45 | 4/9 | 44 | 1/2 | 50 | | | | 2 | 2 | 5 | 2 | 1 | 1 | 3 | 1 | -18 | 11 | |
| 6 | GUENTNER Matthias | 4.5 | 14:09 | 2/7 | 29 | 2/7 | 29 | | | | | 1 | 5 | 6 | | | | | | | 3 | 4 | |
| *7 | HUBER Christopher | 1.0 | 36:04 | 0/2 | 0 | 0/2 | 0 | | | | | 1 | 2 | 3 | | | | | 2 | 1 | -5 | 0 | |
| *8 | BIENEK Andre | 3.0 | 20:49 | 3/9 | 33 | 3/7 | 43 | 0/2 | 0 | 0/2 | 0 | 4 | 5 | 9 | 1 | 2 | | | 1 | 2 | -9 | 6 | |
| 9 | HELL Tobias | 1.0 | DNP | | | | | | | | | | | | | | | | | | | | |
| 10 | HALLER Jan (C) | 2.0 | 24:13 | 3/6 | 50 | 3/6 | 50 | | | 1/1 | 100 | 1 | 4 | 5 | 1 | 1 | 1 | | 2 | 5 | 13 | 7 | |
| 11 | SADLER Jan | 3.0 | 3:56 | 0/1 | 0 | 0/1 | 0 | | | | | | | | | | | | 1 | | -6 | 0 | |
| 12 | ALBRECHT Jens Eicke | 3.0 | 8:45 | | | | | | | | | | | | | | | | 1 | 1 | -14 | 0 | |
| *13 | BOEHME Thomas | 3.0 | 25:38 | 3/12 | 25 | 3/7 | 43 | 0/5 | 0 | 5/6 | 83 | | 3 | 3 | 4 | 1 | 1 | | 2 | 5 | -17 | 11 | |
| *14 | HALOUSKI Aliaksandr | 4.5 | 26:13 | 6/14 | 43 | 5/13 | 38 | 1/1 | 100 | | | 1 | 5 | 6 | 8 | | 1 | 1 | 4 | 3 | -12 | 13 | |
| 15 | BESTWICK Joseph | 4.5 | 10:04 | 0/3 | 0 | 0/3 | 0 | | | 1/2 | 50 | | 2 | 2 | | 2 | | | 1 | 1 | 10 | 1 | |
| Team / Coach | | | | | | | | | | | | | 2 | 2 | | 1 | | | | | | | |
| Totals | | | | 22/65 | 34 | 20/55 | 36 | 2/10 | 20 | 7/11 | 64 | 8 | 30 | 38 | 19 | 9 | 4 | 2 | | 17 | 19 | -11 | 53 |
| Coach | | ZELTINGER Nicolai | | | | | | | | | | | | | | | | | | | | | |
| Assistant Coach | | KLUCK Martin | | | | | | | | | | | | | | | | | | | | | |

| | AUS | GER |
|-----------------------|----------------|----------------|
| Points from Turnovers | 14 | 11 |
| Points in the Paint | 32 (16/29) 55% | 28 (14/35) 40% |
| Second Chance Points | 8 | 7 |
| Fast Break Points | 5 | 2 |
| Bench Points | 11 | 12 |

| | AUS | GER |
|---------------------|-------------|-------------|
| Biggest Lead | 16 | |
| Biggest Scoring Run | 10-0 (10-0) | 7-0 (23-18) |
| Lead Changes | | |
| Times Tied | | |
| Time Leading | 39:48 | 0:00 |

| Legend: | | | |
|---------|---------------------|-----|--------------------|
| % | Shooting Percentage | (C) | Captain |
| BS | Blocked Shots | DNP | Did Not Play |
| MIN | Minutes Played | No. | Uniform Number |
| Qx | Quarter Time | ST | Steals |
| * | Game Starters | DR | Defensive Rebounds |
| +/- | Plus-Minus | OR | Offensive Rebounds |
| AS | Assists | PF | Fouls |
| M/A | Made / Attempts | TOT | Total Rebounds |
| PTS | Points | | |



Results

結果

Game 30

ALG 47 vs 81 IRI
(10-18, 8-19, 15-22, 14-22)

Attendance: 1,032

Game Duration: 1:52

Referee: PEIC Krunoslav

Commissioner: van MEURS Nathalie

Umpires: WOOD Ben; PAJER Tomas

| Scoring by 5 min intervals: | ALG | Q1 | Q2 | Q3 | Q4 | IRI |
|-----------------------------|-----|------|-------|-------|-------|-----|
| | | 3 10 | 14 18 | 24 33 | 42 47 | |
| | | 6 18 | 27 37 | 49 59 | 67 81 | |

ALG - Algeria

| No. | Name | Sport Class | MIN | Field Goals | | 2 Points | | 3 Points | | Free Throws | | Rebounds | | | AS | TO | ST | BS | PF | FD | +/- | PTS |
|-----------------|-----------------------|------------------|-------|-------------|----|----------|----|----------|----|-------------|-----|----------|----|-----|----|----|----|----|----|-----|-----|-----|
| | | | | M/A | % | M/A | % | M/A | % | M/A | % | OR | DR | TOT | | | | | | | | |
| 4 | BAGHRADJI Oussama | 1.5 | DNP | | | | | | | | | | | | | | | | | | | |
| 5 | BENREDOUANE Abdennour | 4.0 | 10:00 | 0/2 | 0 | 0/2 | 0 | | | 2/2 | 100 | | 2 | 2 | 3 | 1 | 1 | | 2 | 2 | -8 | 2 |
| 6 | BADRANE Ayoub | 2.5 | DNP | | | | | | | | | | | | | | | | | | | |
| *7 | MANSOURI Rafik | 2.0 | 30:00 | 3/5 | 60 | 3/5 | 60 | | | 2/2 | 100 | 1 | 2 | 3 | 3 | 2 | | 4 | 1 | -26 | 8 | |
| 8 | ABASSI Mostefa | 2.5 | 10:00 | | | | | | | | | | 1 | 1 | 1 | | | | | | -8 | 0 |
| *9 | GUEDOUN Nabil (C) | 4.0 | 24:02 | 5/11 | 45 | 5/10 | 50 | 0/1 | 0 | 2/6 | 33 | 2 | 2 | 4 | 4 | 3 | | 2 | 8 | -19 | 12 | |
| 10 | BADACHE Hakim | 4.0 | DNP | | | | | | | | | | | | | | | | | | | |
| 11 | LADJADJAT Samir | 3.5 | 15:58 | 1/2 | 50 | 1/2 | 50 | | | 0/2 | 0 | | 3 | 3 | 2 | 2 | | 1 | 1 | -14 | 2 | |
| *12 | ABBAD Abderraouf | 1.0 | 40:00 | | | | | | | 1/2 | 50 | | | | 1 | | | 3 | 2 | -34 | 1 | |
| *13 | ZIDI Omar | 4.0 | 20:00 | 1/4 | 25 | 1/4 | 25 | | | 3/4 | 75 | 1 | 5 | 6 | 1 | 3 | 2 | 2 | 3 | -19 | 5 | |
| *14 | MEGUEDEDEM Abdelkarim | 3.0 | 24:02 | 2/5 | 40 | 2/5 | 40 | | | | | | 1 | 1 | 1 | 1 | | 1 | 2 | -20 | 4 | |
| 15 | AYACHE Bilel | 3.5 | 25:58 | 6/15 | 40 | 5/12 | 42 | 1/3 | 33 | | | 1 | 3 | 4 | 4 | 5 | | 1 | 1 | -22 | 13 | |
| Team / Coach | | | | | | | | | | | | 1 | 3 | 4 | | 2 | | | | | | |
| Totals | | | | 18/44 | 41 | 17/40 | 43 | 1/4 | 25 | 10/18 | 56 | 6 | 22 | 28 | 18 | 21 | 3 | | 16 | 19 | -34 | 47 |
| Coach | | BRAHIMI Mustapha | | | | | | | | | | | | | | | | | | | | |
| Assistant Coach | | BENAZOUZ Boualem | | | | | | | | | | | | | | | | | | | | |

IRI - Islamic Rep. of Iran

| No. | Name | Sport Class | MIN | Field Goals | | 2 Points | | 3 Points | | Free Throws | | Rebounds | | | AS | TO | ST | BS | PF | FD | +/- | PTS |
|-----------------|--------------------------|--------------------|-------|-------------|----|----------|----|----------|-----|-------------|-----|----------|----|-----|----|----|----|----|----|----|-----|-----|
| | | | | M/A | % | M/A | % | M/A | % | M/A | % | OR | DR | TOT | | | | | | | | |
| 4 | AYASHI Faleh | 2.0 | 4:06 | | | | | | | | | | | 1 | 1 | 1 | | | | | 8 | 0 |
| 5 | ABDI Hassan | 2.0 | 29:02 | 2/5 | 40 | 2/5 | 40 | | | | | 1 | | 2 | 1 | 1 | | 3 | | 23 | 4 | |
| 6 | AHMADI Amirreza | 3.5 | 4:47 | 1/4 | 25 | 1/4 | 25 | | | | | | 2 | 2 | | | 1 | 2 | | 7 | 2 | |
| *7 | TOLOUEI TAMARDASH Mohsen | 3.5 | 11:39 | 2/5 | 40 | 2/5 | 40 | | | 2/2 | 100 | 4 | 2 | 6 | 1 | | 1 | | 2 | 10 | 6 | |
| 8 | SAADATPOORMOGHADAM Vahid | 2.5 | 28:21 | 6/11 | 55 | 6/11 | 55 | | | 1/6 | 17 | 2 | 4 | 6 | 3 | | | 3 | 3 | 24 | 13 | |
| *9 | ZAKERI DEHVOSTA Dania | 1.0 | 10:43 | 1/2 | 50 | 1/2 | 50 | | | 0/2 | 0 | | | | | | | 2 | 1 | 8 | 2 | |
| *10 | MOHAMMAD NEZHAD Mohammad | 1.0 | 36:09 | 5/8 | 63 | 5/8 | 63 | | | | | 5 | | 5 | 1 | | 1 | 1 | 2 | 29 | 10 | |
| 11 | GHRANJIK Abdoljalil | 1.5 | DNP | | | | | | | | | | | | | | | | | | | |
| *12 | SAYARI Mohammadhassan | 4.0 | 33:28 | 14/20 | 70 | 13/19 | 68 | 1/1 | 100 | 1/2 | 50 | 2 | 4 | 6 | 7 | 1 | 2 | 2 | 5 | 27 | 30 | |
| 13 | EIVAZI Reza | 4.0 | DNP | | | | | | | | | | | | | | | | | | | |
| *14 | KAMALI Mojtaba | 4.5 | 18:38 | 2/12 | 17 | 2/11 | 18 | 0/1 | 0 | | | 2 | 4 | 6 | 4 | | 1 | 4 | 2 | 14 | 4 | |
| 15 | BAGZADEHFARD Iman (C) | 4.0 | 23:07 | 5/9 | 56 | 5/9 | 56 | | | | | 2 | 7 | 9 | 7 | | 1 | 2 | 1 | 20 | 10 | |
| Team / Coach | | | | | | | | | | | | 2 | 2 | 4 | | | | | | | | |
| Totals | | | | 38/76 | 50 | 37/74 | 50 | 1/2 | 50 | 4/12 | 33 | 20 | 25 | 45 | 26 | 3 | 10 | 1 | 19 | 16 | 34 | 81 |
| Coach | | AGHAKOUCHEKI Abbas | | | | | | | | | | | | | | | | | | | | |
| Assistant Coach | | ESHGH Kamal | | | | | | | | | | | | | | | | | | | | |

| | ALG | IRI |
|-----------------------|----------------|----------------|
| Points from Turnovers | | 24 |
| Points in the Paint | 24 (12/22) 55% | 50 (25/42) 60% |
| Second Chance Points | 4 | 20 |
| Fast Break Points | 6 | 4 |
| Bench Points | 17 | 29 |

| | ALG | IRI |
|---------------------|-------------|------------|
| Biggest Lead | 2 | 34 |
| Biggest Scoring Run | 4-0 (28-53) | 8-0 (3-10) |
| Lead Changes | | 1 |
| Times Tied | | 1 |
| Time Leading | 1:01 | 38:27 |

| Legend: | | | |
|---------|---------------------|-----|--------------------|
| % | Shooting Percentage | (C) | Captain |
| BS | Blocked Shots | DNP | Did Not Play |
| MIN | Minutes Played | No. | Uniform Number |
| Qx | Quarter Time | ST | Steals |
| * | Game Starters | DR | Defensive Rebounds |
| | | OR | Offensive Rebounds |
| | | TO | Turnovers |
| +/- | Plus-Minus | FD | Fouls Drawn |
| | | PF | Fouls |
| AS | Assists | TOT | Total Rebounds |
| M/A | Made / Attempts | | |
| PTS | Points | | |



Results

結果

Game 32

JPN 62 vs 56 CAN

(6-12, 13-18, 19-14, 24-12)

Game Duration: 1:41

Referee: HSIEH Shu-Fei

Commissioner: COSSAER Dirk

Umpires: ETZELMUELLER Erik; RADYKAS Linas

| Scoring by 5 min intervals: | JPN | Q1 | Q2 | Q3 | Q4 | CAN |
|-----------------------------|-----|----|----|----|----|-----|
| | 2 | 6 | 18 | 19 | 30 | 38 |
| | 6 | 12 | 18 | 30 | 36 | 44 |
| | | | | | 54 | 62 |
| | | | | | 52 | 56 |

JPN - Japan

| No. | Name | Sport Class | MIN | Field Goals | | 2 Points | | 3 Points | | Free Throws | | Rebounds | | | AS | TO | ST | BS | PF | FD | +/- | PTS | | | | | | | | | | |
|------------------------|---------------------|----------------|-------|-------------|-----|----------|----|----------|-----|-------------|----|----------|----|-----|----|----|----|----|----|----|-----|-----|----|----|--|--|--|--|--|--|--|--|
| | | | | M/A | % | M/A | % | M/A | % | M/A | % | OR | DR | TOT | | | | | | | | | | | | | | | | | | |
| *1 | TOYOSHIMA Akira (C) | 2.0 | 6:57 | 0/1 | 0 | 0/1 | 0 | | | | | | 1 | 1 | | | | | | | | | -9 | 0 | | | | | | | | |
| *2 | CHOKAI Renshi | 2.5 | 35:39 | 2/8 | 25 | 1/5 | 20 | 1/3 | 33 | 2/4 | 50 | 2 | 6 | 8 | 6 | | 1 | | 1 | 3 | 4 | 10 | 14 | 7 | | | | | | | | |
| *6 | KAWAHARA Rin | 1.5 | 30:00 | 0/2 | 0 | 0/2 | 0 | | | | | | 3 | 3 | 1 | 1 | 1 | | 3 | | | | 11 | 0 | | | | | | | | |
| 7 | FURUSAWA Takuya | 3.0 | 29:25 | 6/17 | 35 | 6/12 | 50 | 0/5 | 0 | 2/4 | 50 | 2 | 1 | 3 | 2 | | | 2 | 3 | 4 | 10 | 14 | 7 | 0 | | | | | | | | |
| 8 | AKAISHI Ryuga | 2.5 | 11:14 | 0/1 | 0 | 0/1 | 0 | | | | | | | | 1 | 1 | | | 3 | | | | 7 | 0 | | | | | | | | |
| 10 | MIYAJIMA Tetsuya | 4.0 | 3:07 | 0/1 | 0 | 0/1 | 0 | | | | | | 1 | 1 | | | | | | | | | -7 | 0 | | | | | | | | |
| 11 | FUJISAWA Kiyoshi | 2.0 | 6:53 | 1/1 | 100 | | | 1/1 | 100 | | | | 3 | 3 | 2 | | | | | | | | 2 | 3 | | | | | | | | |
| *13 | FUJIMOTO Reo | 4.5 | 6:57 | 1/2 | 50 | 1/2 | 50 | | | | | | 2 | 2 | | | | | 3 | | | | -9 | 2 | | | | | | | | |
| 21 | TAKAMATSU Yoshinobu | 4.0 | 3:15 | | | | | | | | | | | | | 1 | | | 2 | | | | -3 | 0 | | | | | | | | |
| *25 | AKITA Kei | 3.5 | 33:38 | 4/10 | 40 | 3/9 | 33 | 1/1 | 100 | 3/4 | 75 | 3 | 3 | 6 | 2 | 1 | | | 3 | 3 | 16 | 12 | 6 | 12 | | | | | | | | |
| 26 | IWAI Takayoshi | 1.0 | 3:07 | | | | | | | | | | | | | | | | | | | | -7 | 0 | | | | | | | | |
| 55 | KOZAI Hiroaki | 3.5 | 29:48 | 9/21 | 43 | 5/12 | 42 | 4/9 | 44 | 2/6 | 33 | | 6 | 6 | 5 | | | | 3 | 5 | 18 | 24 | 6 | 18 | | | | | | | | |
| Team / Coach | | | | | | | | | | | | 1 | 1 | 2 | | | | | | | | | | | | | | | | | | |
| Totals | | | | 23/64 | 36 | 16/45 | 36 | 7/19 | 37 | 9/18 | 50 | 8 | 27 | 35 | 19 | 5 | 4 | | | 21 | 17 | 6 | 62 | | | | | | | | | |
| Coach | | KYOYA Kazuyuki | | | | | | | | | | | | | | | | | | | | | | | | | | | | | | |
| Assistant Coach | | OIKAWA Shimpei | | | | | | | | | | | | | | | | | | | | | | | | | | | | | | |

CAN - Canada

| No. | Name | Sport Class | MIN | Field Goals | | 2 Points | | 3 Points | | Free Throws | | Rebounds | | | AS | TO | ST | BS | PF | FD | +/- | PTS | | | | | | | | | | |
|------------------------|-------------------|----------------------|-------|-------------|-----|----------|-----|----------|---|-------------|-----|----------------|----|-----|----|----|----|----|----|----|-----|-----|-----|----|--|--|--|--|--|--|--|--|
| | | | | M/A | % | M/A | % | M/A | % | M/A | % | OR | DR | TOT | | | | | | | | | | | | | | | | | | |
| *4 | GONCIN Nikola | 4.5 | 38:33 | 8/24 | 33 | 8/16 | 50 | 0/8 | 0 | 4/6 | 67 | 2 | 11 | 13 | 6 | | | | 4 | 8 | -2 | 20 | | | | | | | | | | |
| 5 | GREEN Deion | 3.5 | DNP | | | | | | | | | | | | | | | | | | | | | | | | | | | | | |
| *6 | HEDGES Robert (C) | 2.5 | 31:14 | 3/8 | 38 | 3/8 | 38 | | | | | 1 | 1 | 2 | 2 | 1 | | | 3 | | | | 6 | 6 | | | | | | | | |
| 7 | DALLAIRE Vincent | 1.5 | 4:47 | | | | | | | | | | | | | | | | 1 | | | | -5 | 0 | | | | | | | | |
| 8 | MUTWARE Blaise | 3.5 | DNP | | | | | | | | | | | | | | | | | | | | | | | | | | | | | |
| 9 | HIGGINS Colin | 4.5 | 8:46 | 1/1 | 100 | 1/1 | 100 | | | | | | 3 | 3 | | 3 | | | 4 | 1 | -12 | 2 | | | | | | | | | | |
| *10 | MELYMICK Lee | 1.0 | 25:13 | 1/2 | 50 | 1/2 | 50 | | | | | | 1 | 1 | | 1 | 1 | | 1 | | | | -6 | 2 | | | | | | | | |
| 11 | JASSMAN Chad | 1.5 | 8:46 | 1/2 | 50 | 1/2 | 50 | | | | | | | | | | | | 2 | | | | -12 | 2 | | | | | | | | |
| *12 | ANDERSON Patrick | 4.5 | 32:41 | 7/21 | 33 | 7/21 | 33 | | | 8/8 | 100 | 4 | 8 | 12 | 3 | 3 | | | 1 | 9 | 2 | 22 | 2 | 22 | | | | | | | | |
| 13 | VERMETTE Jonathan | 1.0 | 6:01 | | | | | | | | | | | | | | | | | | | | 12 | 0 | | | | | | | | |
| *14 | MILLER Tyler | 1.5 | 35:13 | 1/3 | 33 | 1/3 | 33 | | | | | | 2 | 6 | 8 | | | | 1 | 2 | -1 | 2 | | | | | | | | | | |
| 15 | OSTEPCHUK Garrett | 2.0 | 8:46 | 0/1 | 0 | 0/1 | 0 | | | | | | | | | | | | | 1 | -12 | 0 | | | | | | | | | | |
| Team / Coach | | | | | | | | | | | | 1 | 7 | 8 | | | | | | | | | | | | | | | | | | |
| Totals | | | | 22/62 | 35 | 22/54 | 41 | 0/8 | 0 | 12/14 | 86 | 10 | 37 | 47 | 12 | 10 | 1 | | | 17 | 21 | -6 | 56 | | | | | | | | | |
| Coach | | FERIANI Matteo (ITA) | | | | | | | | | | | | | | | | | | | | | | | | | | | | | | |
| Assistant Coach | | JOHNSON Joey | | | | | | | | | | PALMER Nicolas | | | | | | | | | | | | | | | | | | | | |

| | JPN | CAN |
|-----------------------|--------------|----------------|
| Points from Turnovers | 9 | 4 |
| Points in the Paint | 8 (4/17) 24% | 34 (17/32) 53% |
| Second Chance Points | 4 | 10 |
| Fast Break Points | 7 | |
| Bench Points | 41 | 4 |

| | JPN | CAN |
|---------------------|-------------|--------------|
| Biggest Lead | 6 | 11 |
| Biggest Scoring Run | 8-0 (46-46) | 10-0 (18-26) |
| Lead Changes | | 5 |
| Times Tied | | 4 |
| Time Leading | 5:51 | 31:21 |

| Legend: | | | |
|---------|---------------------|-----|--------------------|
| % | Shooting Percentage | (C) | Captain |
| BS | Blocked Shots | DNP | Did Not Play |
| MIN | Minutes Played | No. | Uniform Number |
| Qx | Quarter Time | ST | Steals |
| * | Game Starters | DR | Defensive Rebounds |
| +/- | Plus-Minus | OR | Offensive Rebounds |
| AS | Assists | PF | Fouls |
| M/A | Made / Attempts | TOT | Total Rebounds |
| PTS | Points | | |



Results

結果

Game 31

GBR 64 vs 63 USA
(20-15, 15-14, 16-15, 13-19)

Attendance: 1,032
Game Duration: 1:45

Referee: KOC Yekta Sansal

Commissioner: ANG Kean Koo

Umpires: MATHIAS Gustavo; YAP Poh Boon

| Scoring by 5 min intervals: | GBR | Q1 | Q2 | Q3 | Q4 | USA |
|-----------------------------|-----|-------|-------|-------|-------|-----|
| | | 7 20 | 26 35 | 45 51 | 59 64 | |
| | | 12 15 | 23 29 | 36 44 | 55 63 | |

GBR - Great Britain

| No. | Name | Sport Class | MIN | Field Goals | | 2 Points | | 3 Points | | Free Throws | | Rebounds | | | AS | TO | ST | BS | PF | FD | +/- | PTS | |
|-----------------|-----------------|-------------|-------|-------------|-----|----------|-----|----------|---|-------------|-----|----------|----|-----|----|----|----|----|----|----|-----|-----|--|
| | | | | M/A | % | M/A | % | M/A | % | M/A | % | OR | DR | TOT | | | | | | | | | |
| *4 | CHOUHRY Gaz | 4.0 | 33:02 | 5/12 | 42 | 5/9 | 56 | 0/3 | 0 | 2/2 | 100 | | 4 | 4 | 10 | 5 | | | | 4 | -5 | 12 | |
| 7 | BYWATER Terry | 4.5 | 7:23 | 2/4 | 50 | 2/4 | 50 | | | | | | 2 | 2 | 2 | | | | 3 | | 6 | 4 | |
| *9 | BROWN Harrison | 2.5 | 26:09 | 1/5 | 20 | 1/5 | 20 | | | 5/10 | 50 | | 2 | 2 | 1 | | | | 3 | 6 | -3 | 7 | |
| *10 | JAMA Abdi | 1.0 | 31:56 | 3/3 | 100 | 3/3 | 100 | | | | | | 1 | 1 | 1 | | | | 2 | 1 | -6 | 6 | |
| *12 | WARBURTON Gregg | 2.0 | 40:00 | 5/9 | 56 | 5/9 | 56 | | | | | | 2 | 2 | 6 | 3 | | 1 | 4 | 1 | 1 | 10 | |
| 13 | SAGAR Ian (C) | 3.0 | 13:51 | 5/7 | 71 | 5/7 | 71 | | | 1/2 | 50 | 1 | 3 | 4 | | | | | | 2 | 4 | 11 | |
| *14 | MANNING Lee | 4.5 | 25:44 | 6/8 | 75 | 6/8 | 75 | | | 0/2 | 0 | 2 | 12 | 14 | 1 | 2 | | | 4 | 4 | -3 | 12 | |
| 15 | FOX Ben | 3.5 | 13:51 | 1/1 | 100 | 1/1 | 100 | | | | | | 2 | 2 | 1 | 2 | | | 2 | 2 | 4 | 2 | |
| 16 | PALMER James | 1.0 | 8:04 | | | | | | | | | | 2 | 2 | | 1 | | | 1 | | 7 | 0 | |
| 17 | MACSORLEY James | 2.0 | DNP | | | | | | | | | | | | | | | | | | | | |
| 18 | BRIDGE Billy | 3.0 | DNP | | | | | | | | | | | | | | | | | | | | |
| 20 | EDWARDS Lewis | 3.0 | DNP | | | | | | | | | | | | | | | | | | | | |
| Team / Coach | | | | | | | | | | | | 1 | 2 | 3 | | 2 | | | | | | | |
| Totals | | | | 28/49 | 57 | 28/46 | 61 | 0/3 | 0 | 8/16 | 50 | 4 | 32 | 36 | 22 | 15 | | 1 | 19 | 20 | 1 | 64 | |
| Coach | | CHOUHRY Gaz | | | | | | | | | | | | | | | | | | | | | |
| Assistant Coach | | MANNING Lee | | | | | | | | | | | | | | | | | | | | | |

USA - United States

| No. | Name | Sport Class | MIN | Field Goals | | 2 Points | | 3 Points | | Free Throws | | Rebounds | | | AS | TO | ST | BS | PF | FD | +/- | PTS | |
|-----------------|-----------------|---------------|-------|-------------|----|----------|----|----------|---|-------------|-----|------------------|----|-----|----|----|----|----|----|----|-----|-----|----|
| | | | | M/A | % | M/A | % | M/A | % | M/A | % | OR | DR | TOT | | | | | | | | | |
| 1 | SANCHEZ Jorge | 4.0 | DNP | | | | | | | | | | | | | | | | | | | | |
| 2 | WILLIAMS Jacob | 2.5 | 27:16 | 9/17 | 53 | 9/14 | 64 | 0/3 | 0 | 1/1 | 100 | | 3 | 3 | 4 | | 3 | | 1 | 4 | -2 | 19 | |
| 4 | TUREK Joshua | 3.5 | 5:55 | 2/4 | 50 | 2/4 | 50 | | | | | | 3 | 3 | | | | | | | -1 | 4 | |
| *5 | PAYE Michael | 3.0 | 6:49 | 3/4 | 75 | 3/4 | 75 | | | | | | | | 2 | | | | 1 | | 2 | 6 | |
| 6 | LESPERANCE Matt | 1.0 | 11:41 | | | | | | | | | | | | | | | | 2 | | -5 | 0 | |
| *7 | NEISWENDER Ryan | 2.0 | 21:44 | 3/7 | 43 | 3/7 | 43 | | | | | 1 | | 1 | 1 | | | | 4 | | 6 | 6 | |
| *8 | BELL Brian | 4.5 | 19:10 | 1/2 | 50 | 1/2 | 50 | | | | | | 6 | 6 | 1 | 1 | | | 1 | | -4 | 2 | |
| 9 | SCOTT Matt | 3.5 | 28:06 | 3/13 | 23 | 3/12 | 25 | 0/1 | 0 | 2/4 | 50 | 4 | | 4 | 7 | | 2 | | 3 | 4 | -4 | 8 | |
| *11 | SERIO Steve (C) | 3.5 | 32:44 | 4/14 | 29 | 4/10 | 40 | 0/4 | 0 | 2/2 | 100 | 1 | 6 | 7 | 8 | | 2 | | 3 | 4 | 6 | 10 | |
| 15 | HINZE Nate | 4.5 | DNP | | | | | | | | | | | | | | | | | | | | |
| 16 | JENIFER Trevon | 2.5 | 33:11 | 1/6 | 17 | 1/6 | 17 | | | 6/10 | 60 | 1 | 2 | 3 | 2 | | 2 | | 3 | 7 | -3 | 8 | |
| *33 | BOIE John | 1.0 | 13:24 | 0/1 | 0 | 0/1 | 0 | | | | | | | | | | | | 2 | | 0 | 0 | |
| Team / Coach | | | | | | | | | | | | 1 | 3 | 4 | | 1 | | | | | | | |
| Totals | | | | 26/68 | 38 | 26/60 | 43 | 0/8 | 0 | 11/17 | 65 | 8 | 23 | 31 | 25 | 2 | 9 | | | 20 | 19 | -1 | 63 |
| Coach | | LYKINS Ron | | | | | | | | | | | | | | | | | | | | | |
| Assistant Coach | | TAYLOR Robert | | | | | | | | | | SCHWAB Christina | | | | | | | | | | | |

| | GBR | USA |
|-----------------------|----------------|----------------|
| Points from Turnovers | 4 | 14 |
| Points in the Paint | 36 (18/25) 72% | 26 (13/26) 50% |
| Second Chance Points | 4 | 5 |
| Fast Break Points | 2 | 10 |
| Bench Points | 17 | 39 |

| | GBR | USA |
|---------------------|-------------|-----------|
| Biggest Lead | 12 | 6 |
| Biggest Scoring Run | 8-0 (16-14) | 6-0 (2-6) |
| Lead Changes | | 2 |
| Times Tied | | 3 |
| Time Leading | 31:42 | 5:49 |

| Legend: | | | |
|---------|---------------------|-----|--------------------|
| % | Shooting Percentage | (C) | Captain |
| BS | Blocked Shots | DNP | Did Not Play |
| MIN | Minutes Played | No. | Uniform Number |
| Qx | Quarter Time | ST | Steals |
| * | Game Starters | DR | Defensive Rebounds |
| +/- | Plus-Minus | OR | Offensive Rebounds |
| AS | Assists | PF | Fouls |
| M/A | Made / Attempts | TOT | Total Rebounds |
| PTS | Points | | |



Results

結果

Game 34

KOR 66 vs 54 COL
(19-10, 16-17, 18-10, 13-17)

Attendance: 0

Game Duration: 1:39

Referee: ONO Hiroki

Commissioner: van MEURS Nathalie

Umpires: GAUTHIER Sebastien; GAMEZ Mauricio

| Scoring by 5 min intervals: | KOR | Q1 | Q2 | Q3 | Q4 | COL |
|-----------------------------|-----|------|-------|-------|-------|-----|
| | | 9 19 | 28 35 | 43 53 | 55 66 | |
| | | 6 10 | 18 27 | 31 37 | 39 54 | |

KOR - Republic of Korea

| No. | Name | Sport Class | MIN | Field Goals | | 2 Points | | 3 Points | | Free Throws | | Rebounds | | | AS | TO | ST | BS | PF | FD | +/- | PTS | | | | | | | | |
|------------------------|--------------------|---------------|-------|-------------|-----|----------|-----|----------|----|-------------|-----|----------|----|-----|----|----|----|----|----|----|-----|-----|-----|-----|----|----|--|--|--|--|
| | | | | M/A | % | M/A | % | M/A | % | M/A | % | OR | DR | TOT | | | | | | | | | | | | | | | | |
| 4 | KIM Ho Yong | 3.0 | 11:12 | 1/3 | 33 | 1/3 | 33 | | | | | | 2 | 2 | | | | | | | 5 | | -15 | 2 | | | | | | |
| *6 | HWANG Woosung | 2.0 | 26:05 | 2/8 | 25 | 2/8 | 25 | | | | | 1 | 2 | 3 | 3 | 1 | 2 | | | | | 2 | 23 | 4 | | | | | | |
| 7 | KIM Taeok | 2.5 | 10:28 | 2/2 | 100 | 2/2 | 100 | | | | | 2 | 1 | 3 | | 2 | 1 | | | | | 2 | -6 | 4 | | | | | | |
| *10 | OH Dong Suk | 2.0 | 24:09 | 3/7 | 43 | 2/5 | 40 | 1/2 | 50 | | | 1 | 1 | 2 | 11 | 2 | 1 | | | | | 2 | 1 | 28 | 7 | | | | | |
| 11 | KWAK Jun Seong | 1.0 | 9:43 | 0/1 | 0 | 0/1 | 0 | | | | | 1 | | 1 | | 2 | | | | | | | -9 | 0 | | | | | | |
| 12 | YANG Dong Gil | 4.0 | 9:00 | | | | | | | | | 1 | 3 | 4 | 1 | 1 | | | | | | 2 | -8 | 0 | | | | | | |
| *16 | LEE Younjoo | 3.5 | 35:39 | 4/9 | 44 | 4/9 | 44 | | | 2/6 | 33 | 2 | 11 | 13 | 4 | 2 | 1 | | | | | 4 | 4 | 19 | 10 | | | | | |
| 23 | CHO Seung Hyun (C) | 4.0 | DNP | | | | | | | | | | | | | | | | | | | | | | | | | | | |
| *24 | LEE Chi Won | 2.5 | 20:32 | 6/8 | 75 | 6/8 | 75 | | | 2/2 | 100 | | | | | | | | | | | 1 | 3 | 3 | 26 | 14 | | | | |
| 39 | KIM Sangyeol | 4.0 | 13:14 | 3/9 | 33 | 3/9 | 33 | | | 3/4 | 75 | | 3 | 3 | 1 | | 1 | | | | | 2 | 4 | -14 | 9 | | | | | |
| *40 | GIM Dong Hyeon | 4.0 | 26:46 | 5/9 | 56 | 5/9 | 56 | | | 2/4 | 50 | | 8 | 8 | 5 | 4 | 1 | | | | | 2 | 4 | 26 | 12 | | | | | |
| 44 | LEE Byoung Jai | 1.0 | 13:12 | 1/2 | 50 | 1/2 | 50 | | | 2/2 | 100 | | | | | | | | | | | 1 | 1 | -10 | 4 | | | | | |
| Team / Coach | | | | | | | | | | | | 1 | 1 | 2 | | 1 | | | | | | | | | | | | | | |
| Totals | | | | 27/58 | 47 | 26/56 | 46 | 1/2 | 50 | 11/18 | 61 | 9 | 32 | 41 | 25 | 17 | 8 | | | | | 19 | 23 | 12 | 66 | | | | | |
| Coach | | KO Kwangyub | | | | | | | | | | | | | | | | | | | | | | | | | | | | |
| Assistant Coach | | KIM Young Moo | | | | | | | | | | | | | | | | | | | | | | | | | | | | |

COL - Colombia

| No. | Name | Sport Class | MIN | Field Goals | | 2 Points | | 3 Points | | Free Throws | | Rebounds | | | AS | TO | ST | BS | PF | FD | +/- | PTS | | | | | | | | |
|------------------------|------------------|---------------------------------------|-------|-------------|-----|----------|-----|----------|----|-------------|-----|----------|----|-----|----|----|----|----|----|----|-----|-----|----|-----|-----|----|--|--|--|--|
| | | | | M/A | % | M/A | % | M/A | % | M/A | % | OR | DR | TOT | | | | | | | | | | | | | | | | |
| *3 | VEGA Raul | 1.0 | 38:28 | | | | | | | | | 2 | 1 | 3 | 1 | 1 | 1 | | | | | 2 | | -14 | 0 | | | | | |
| 4 | GARCES Hector | 3.5 | 15:23 | 3/3 | 100 | 3/3 | 100 | | | 0/1 | 0 | | 4 | 4 | | | | | | | | 1 | 2 | 5 | 6 | | | | | |
| 5 | ALZATE Guillermo | 1.5 | 19:49 | 0/3 | 0 | 0/3 | 0 | | | 0/1 | 0 | | 1 | 1 | | | | | | | | 1 | 5 | 2 | -7 | 0 | | | | |
| 9 | FLOREZ Andres | 1.0 | DNP | | | | | | | | | | | | | | | | | | | | | | | | | | | |
| *10 | LEEP Jose | 3.0 | 18:24 | 0/5 | 0 | 0/3 | 0 | 0/2 | 0 | | | 2 | 1 | 3 | 2 | 3 | 2 | | | | | 2 | | -17 | 0 | | | | | |
| *14 | DIAZ Daniel (C) | 4.5 | 21:56 | 5/11 | 45 | 5/10 | 50 | 0/1 | 0 | 0/3 | 0 | | 2 | 4 | 6 | 2 | 2 | 1 | | | | 3 | 4 | -18 | 10 | | | | | |
| 18 | ESCOBAR Juan | 3.5 | DNP | | | | | | | | | | | | | | | | | | | | | | | | | | | |
| *19 | HERNANDEZ Jhon | 3.5 | 38:05 | 8/21 | 38 | 6/17 | 35 | 2/4 | 50 | 3/3 | 100 | 1 | 5 | 6 | 9 | 2 | 2 | | | | | 3 | 6 | -12 | 21 | | | | | |
| 20 | SANZ Nelson | 4.5 | 14:06 | 3/8 | 38 | 3/8 | 38 | | | | | 2 | 6 | 8 | 1 | 3 | 1 | | | | | 2 | 2 | 2 | 6 | | | | | |
| *23 | VARGAS Jhoan | 2.0 | 21:43 | 1/6 | 17 | 1/6 | 17 | | | | | | | | 2 | 1 | 1 | 1 | | | | 2 | 1 | -3 | 2 | | | | | |
| 30 | PEREZ Rodrigo | 4.0 | 3:58 | 1/1 | 100 | 1/1 | 100 | | | 1/2 | 50 | | | | 1 | 1 | | | | | | 1 | 1 | 4 | 3 | | | | | |
| 33 | GRANADOS Joymar | 2.5 | 8:08 | 3/5 | 60 | 3/5 | 60 | | | | | | | | 3 | 1 | | | | | | 2 | | 0 | 6 | | | | | |
| Team / Coach | | | | | | | | | | | | | 3 | 3 | | 1 | | | | | | | | | | | | | | |
| Totals | | | | 24/63 | 38 | 22/56 | 39 | 2/7 | 29 | 4/10 | 40 | 9 | 25 | 34 | 21 | 17 | 8 | 2 | | | | | 23 | 18 | -12 | 54 | | | | |
| Coach | | DO NASCIMENTO CARDOSO Ana Lucia (BRA) | | | | | | | | | | | | | | | | | | | | | | | | | | | | |
| Assistant Coach | | WELL de LAS SALAS Elkin Alfonso | | | | | | | | | | | | | | | | | | | | | | | | | | | | |

| | KOR | COL |
|-----------------------|----------------|----------------|
| Points from Turnovers | 18 | 13 |
| Points in the Paint | 34 (17/33) 52% | 34 (17/39) 44% |
| Second Chance Points | 2 | 2 |
| Fast Break Points | 10 | 8 |
| Bench Points | 19 | 21 |

| | KOR | COL |
|---------------------|--------------|-------------|
| Biggest Lead | 18 | 1 |
| Biggest Scoring Run | 14-0 (23-10) | 7-0 (57-46) |
| Lead Changes | | 2 |
| Times Tied | | 2 |
| Time Leading | 38:35 | 0:41 |

| Legend: | | | |
|---------|---------------------|-----|--------------------|
| % | Shooting Percentage | (C) | Captain |
| BS | Blocked Shots | DNP | Did Not Play |
| MIN | Minutes Played | No. | Uniform Number |
| Qx | Quarter Time | ST | Steals |
| * | Game Starters | DR | Defensive Rebounds |
| +/- | Plus-Minus | OR | Offensive Rebounds |
| AS | Assists | PF | Fouls |
| M/A | Made / Attempts | TOT | Total Rebounds |
| PTS | Points | | |



Results

結果

Game 36

IRI 57 vs 69 GBR
(15-20, 16-20, 10-10, 16-19)

Attendance: 91

Game Duration: 1:41

Referee: VILLARD Celine

Commissioner: SCHOEMAN Andrew

Umpires: LAPOINTE Alexandre; FRONCZAK Adam

| Scoring by 5 min intervals: | IRI | Q1 | | Q2 | | Q3 | | Q4 | |
|-----------------------------|-----|-----|----|----|----|----|----|----|----|
| | | GBR | 6 | 15 | 23 | 31 | 36 | 41 | 47 |
| | | 7 | 20 | 30 | 40 | 48 | 50 | 60 | 69 |

IRI - Islamic Rep. of Iran

| No. | Name | Sport Class | MIN | Field Goals | | 2 Points | | 3 Points | | Free Throws | | Rebounds | | | AS | TO | ST | BS | PF | FD | +/- | PTS | |
|-----------------|--------------------------|--------------------|-------|-------------|----|----------|-----|----------|----|-------------|----|----------|----|-----|----|----|----|----|----|-----|-----|-----|--|
| | | | | M/A | % | M/A | % | M/A | % | M/A | % | OR | DR | TOT | | | | | | | | | |
| 4 | AYASHI Faleh | 2.0 | 3:16 | 1/2 | 50 | 1/1 | 100 | 0/1 | 0 | | | | 1 | 1 | | | | | 2 | | 7 | 2 | |
| *5 | ABDI Hassan | 2.0 | 30:13 | 1/11 | 9 | 1/11 | 9 | | | | | 1 | 2 | 3 | 2 | | 1 | | 2 | 1 | -17 | 2 | |
| 6 | AHMADI Amirreza | 3.5 | 1:40 | | | | | | | | | | | | | | | | | | -4 | 0 | |
| 7 | TOLOUEI TAMARDASH Mohsen | 3.5 | 4:51 | | | | | | | | | 1 | 1 | 2 | 3 | 1 | 2 | | | 1 | 2 | 0 | |
| *8 | SAADATPOORMOGHADAM Vahid | 2.5 | 33:29 | 0/8 | 0 | 0/8 | 0 | | | | | 1 | 6 | 7 | 6 | 1 | 1 | | 1 | | -10 | 0 | |
| 9 | ZAKERI DEHVOSTA Danial | 1.0 | 6:31 | | | | | | | | | | | | | | | | | | -2 | 0 | |
| *10 | MOHAMMAD NEZHAD Mohammad | 1.0 | 40:00 | 3/9 | 33 | 3/9 | 33 | | | 1/2 | 50 | 4 | | 4 | | 1 | 1 | | 4 | 3 | -12 | 7 | |
| 11 | GHRANJIK Abdoljalil | 1.5 | DNP | | | | | | | | | | | | | | | | | | | | |
| *12 | SAYARI Mohammadhassan | 4.0 | 32:55 | 13/20 | 65 | 12/18 | 67 | 1/2 | 50 | | | 4 | 1 | 5 | 2 | | 1 | | 4 | 1 | -14 | 27 | |
| 13 | EIVAZI Reza | 4.0 | DNP | | | | | | | | | | | | | | | | | | | | |
| *14 | KAMALI Mojtaba | 4.5 | 37:59 | 7/16 | 44 | 6/11 | 55 | 1/5 | 20 | 4/5 | 80 | 1 | 5 | 6 | 4 | 2 | | 4 | 7 | -12 | 19 | | |
| 15 | BAGZADEHFARD Iman (C) | 4.0 | 9:06 | 0/1 | 0 | 0/1 | 0 | | | | | | 1 | 1 | 3 | 1 | 1 | | 1 | 1 | 2 | 0 | |
| Team / Coach | | | | | | | | | | | | 2 | 2 | 4 | | | | | | | | | |
| Totals | | | | 25/67 | 37 | 23/59 | 39 | 2/8 | 25 | 5/7 | 71 | 14 | 19 | 33 | 20 | 6 | 7 | | 18 | 14 | -12 | 57 | |
| Coach | | AGHAKOUCHEKI Abbas | | | | | | | | | | | | | | | | | | | | | |
| Assistant Coach | | ESHGH Kamal | | | | | | | | | | | | | | | | | | | | | |

GBR - Great Britain

| No. | Name | Sport Class | MIN | Field Goals | | 2 Points | | 3 Points | | Free Throws | | Rebounds | | | AS | TO | ST | BS | PF | FD | +/- | PTS | |
|-----------------|-----------------|--------------|-------|-------------|----|----------|----|----------|----|-------------|-----|----------|----|-----|----|----|----|----|----|----|-----|-----|--|
| | | | | M/A | % | M/A | % | M/A | % | M/A | % | OR | DR | TOT | | | | | | | | | |
| *4 | CHOUDHRY Gaz | 4.0 | 6:16 | 0/3 | 0 | 0/1 | 0 | 0/2 | 0 | 1/2 | 50 | | | 1 | 2 | | | | | 1 | -3 | 1 | |
| 7 | BYWATER Terry | 4.5 | 32:22 | 7/16 | 44 | 6/11 | 55 | 1/5 | 20 | 3/4 | 75 | 1 | 7 | 8 | 16 | 3 | 2 | | 4 | 3 | 16 | 18 | |
| *9 | BROWN Harrison | 2.5 | 14:19 | 2/3 | 67 | 2/3 | 67 | | | | | 1 | 1 | 2 | 3 | | | | 1 | 1 | -8 | 4 | |
| *10 | JAMA Abdi | 1.0 | 35:31 | 7/12 | 58 | 7/12 | 58 | | | 2/2 | 100 | | 1 | 1 | 3 | 1 | | | 2 | 1 | 13 | 16 | |
| *12 | WARBURTON Gregg | 2.0 | 13:30 | 2/4 | 50 | 2/4 | 50 | | | 2/2 | 100 | 1 | 1 | 2 | 1 | 1 | 2 | | | 2 | 9 | 6 | |
| 13 | SAGAR Ian (C) | 3.0 | 30:57 | 7/9 | 78 | 7/9 | 78 | | | 0/2 | 0 | 2 | 5 | 7 | | | 1 | 4 | 4 | 20 | 14 | | |
| *14 | MANNING Lee | 4.5 | 16:16 | 5/7 | 71 | 5/7 | 71 | | | 0/2 | 0 | 2 | 4 | 6 | | 2 | 1 | | 2 | 3 | 0 | 10 | |
| 15 | FOX Ben | 3.5 | 15:41 | | | | | | | | | | 5 | 5 | 1 | 1 | | | 1 | | 17 | 0 | |
| 16 | PALMER James | 1.0 | 13:07 | | | | | | | | | | | | | | | | | 1 | 3 | 0 | |
| 17 | MACSORLEY James | 2.0 | 9:49 | | | | | | | 0/2 | 0 | 3 | 1 | 4 | 1 | | | | | 1 | 4 | 0 | |
| 18 | BRIDGE Billy | 3.0 | 6:39 | 0/1 | 0 | 0/1 | 0 | | | | | 1 | 1 | 2 | 1 | | | | | | -2 | 0 | |
| 20 | EDWARDS Lewis | 3.0 | 5:33 | 0/2 | 0 | 0/2 | 0 | | | 0/2 | 0 | 1 | | 1 | | | 1 | | 1 | | -9 | 0 | |
| Team / Coach | | | | | | | | | | | | 1 | 2 | 3 | | 1 | | | | | | | |
| Totals | | | | 30/57 | 53 | 29/50 | 58 | 1/7 | 14 | 8/18 | 44 | 12 | 28 | 40 | 28 | 12 | 6 | 1 | 14 | 18 | 12 | 69 | |
| Coach | | CHOUDHRY Gaz | | | | | | | | | | | | | | | | | | | | | |
| Assistant Coach | | MANNING Lee | | | | | | | | | | | | | | | | | | | | | |

| | IRI | GBR |
|-----------------------|----------------|----------------|
| Points from Turnovers | 10 | 4 |
| Points in the Paint | 22 (11/25) 44% | 26 (13/21) 62% |
| Second Chance Points | 15 | 12 |
| Fast Break Points | | |
| Bench Points | 2 | 32 |

| | IRI | GBR |
|---------------------|------------|--------------|
| Biggest Lead | 5 | 19 |
| Biggest Scoring Run | 8-0 (12-7) | 11-0 (13-20) |
| Lead Changes | | 5 |
| Times Tied | | 1 |
| Time Leading | 3:14 | 36:20 |

| Legend: | | | |
|---------|---------------------|-----|--------------------|
| % | Shooting Percentage | (C) | Captain |
| BS | Blocked Shots | DNP | Did Not Play |
| MIN | Minutes Played | No. | Uniform Number |
| Qx | Quarter Time | ST | Steals |
| * | Game Starters | DR | Defensive Rebounds |
| | | OR | Offensive Rebounds |
| | | TO | Turnovers |
| +/- | Plus-Minus | FD | Fouls Drawn |
| | | PF | Fouls |
| AS | Assists | TOT | Total Rebounds |
| M/A | Made / Attempts | | |
| PTS | Points | | |



Results

結果

Game 37

COL 38 vs 80 TUR
(8-15, 13-22, 7-27, 10-16)

Game Duration: 1:38

Referee: ROSENBERG Helen

Commissioner: COSSAER Dirk

Umpires: ZAMPONI Maurizio; URUNUELA Juan

| Scoring by 5 min intervals: | COL | | TUR | | Q1 | | Q2 | | Q3 | | Q4 | |
|-----------------------------|-----|----|-----|----|----|----|----|----|----|----|----|----|
| | 2 | 8 | 14 | 21 | 28 | 28 | 36 | 38 | 47 | 64 | 73 | 80 |
| | 10 | 15 | 27 | 37 | 47 | 64 | 73 | 80 | | | | |

COL - Colombia

| No. | Name | Sport Class | MIN | Field Goals | | 2 Points | | 3 Points | | Free Throws | | Rebounds | | | AS | TO | ST | BS | PF | FD | +/- | PTS | |
|------------------------|------------------|---------------------------------------|-------|-------------|----|----------|----|----------|----|-------------|-----|----------|----|-----|----|----|----|----|----|----|-----|-----|--|
| | | | | M/A | % | M/A | % | M/A | % | M/A | % | OR | DR | TOT | | | | | | | | | |
| *3 | VEGA Raul | 1.0 | 38:58 | 0/1 | 0 | | | 0/1 | 0 | | | 2 | 2 | 4 | | 1 | | | 2 | 1 | -40 | 0 | |
| *4 | GARCES Hector | 3.5 | 10:43 | 0/3 | 0 | 0/3 | 0 | | | | | | 3 | 3 | | 1 | | 1 | 1 | | -9 | 0 | |
| 5 | ALZATE Guillermo | 1.5 | 17:15 | 3/5 | 60 | 3/5 | 60 | | | | | | | | 1 | | | | 2 | | -9 | 6 | |
| 9 | FLOREZ Andres | 1.0 | 9:08 | | | | | | | | | 1 | | 1 | | 2 | | | 1 | 1 | -6 | 0 | |
| 10 | LEEP Jose | 3.0 | 23:28 | 1/2 | 50 | | | 1/2 | 50 | 1/1 | 100 | | 3 | 3 | 4 | | | | | 4 | -29 | 4 | |
| 14 | DIAZ Daniel (C) | 4.5 | 23:28 | 4/10 | 40 | 4/8 | 50 | 0/2 | 0 | 1/3 | 33 | | 4 | 4 | 3 | 2 | 2 | | 3 | 3 | -29 | 9 | |
| 18 | ESCOBAR Juan | 3.5 | 3:29 | 0/1 | 0 | 0/1 | 0 | | | | | | | | 1 | | | | | | -15 | 0 | |
| *19 | HERNANDEZ Jhon | 3.5 | 19:00 | 3/13 | 23 | 2/11 | 18 | 1/2 | 50 | | | | 3 | 3 | 2 | 3 | 1 | | 2 | | -17 | 7 | |
| 20 | SANZ Nelson | 4.5 | 18:06 | 4/9 | 44 | 4/9 | 44 | | | | | | 2 | 2 | 2 | 2 | 1 | | 4 | 1 | -10 | 8 | |
| *23 | VARGAS Jhoan | 2.0 | 14:39 | 1/5 | 20 | 1/5 | 20 | | | | | 1 | | 1 | | 2 | | | | | -29 | 2 | |
| 30 | PEREZ Rodrigo | 4.0 | 11:46 | 0/5 | 0 | 0/4 | 0 | 0/1 | 0 | | | | 2 | 2 | 1 | | | | | | -11 | 0 | |
| *33 | GRANADOS Joymar | 2.5 | 10:00 | 1/4 | 25 | 1/4 | 25 | | | | | 1 | 4 | 5 | | | | | 1 | | -6 | 2 | |
| Team / Coach | | | | | | | | | | | | 1 | 2 | 3 | | 2 | | | | | | | |
| Totals | | | | 17/58 | 29 | 15/50 | 30 | 2/8 | 25 | 2/4 | 50 | 6 | 25 | 31 | 13 | 16 | 4 | 1 | 16 | 10 | -42 | 38 | |
| Coach | | DO NASCIMENTO CARDOSO Ana Lucia (BRA) | | | | | | | | | | | | | | | | | | | | | |
| Assistant Coach | | WELL de LAS SALAS Elkin Alfonso | | | | | | | | | | | | | | | | | | | | | |

TUR - Turkey

| No. | Name | Sport Class | MIN | Field Goals | | 2 Points | | 3 Points | | Free Throws | | Rebounds | | | AS | TO | ST | BS | PF | FD | +/- | PTS | |
|------------------------|--------------------|--------------|-------|-------------|-----|----------|-----|----------|----|-------------|-----|-------------------|----|-----|----|----|----|----|----|----|-----|-----|--|
| | | | | M/A | % | M/A | % | M/A | % | M/A | % | OR | DR | TOT | | | | | | | | | |
| *3 | ACAR Deniz | 2.5 | 30:00 | 7/10 | 70 | 7/10 | 70 | | | 0/1 | 0 | 1 | 5 | 6 | 2 | | | | 2 | 2 | 36 | 14 | |
| *5 | GURBULAK Ozgur (C) | 4.0 | 25:12 | 8/14 | 57 | 6/11 | 55 | 2/3 | 67 | 1/2 | 50 | 1 | 6 | 7 | 11 | 2 | 4 | | | 2 | 36 | 19 | |
| 6 | GUNAYDIN Mucahit | 4.0 | 10:00 | 2/5 | 40 | 2/5 | 40 | | | | | | 3 | 3 | 3 | | | | 1 | 1 | 6 | 4 | |
| 7 | EFETURK Ahmet | 4.0 | 7:48 | 3/5 | 60 | 3/5 | 60 | | | 1/2 | 50 | | 1 | 1 | 1 | 1 | | | | 2 | 3 | 7 | |
| *9 | TOPRAK Ugur | 3.0 | 27:50 | 5/8 | 63 | 5/8 | 63 | | | 1/2 | 50 | | 5 | 5 | 7 | 3 | 1 | | 1 | 1 | 33 | 11 | |
| *10 | AR Ismail | 1.5 | 26:51 | 2/2 | 100 | 2/2 | 100 | | | 1/1 | 100 | | | | 2 | | 1 | | 3 | 2 | 35 | 5 | |
| 11 | GUNDOGDU Fikri | 1.0 | 5:36 | | | | | | | | | | | | | | | | | | 4 | 0 | |
| 15 | SAYAK Selim | 2.5 | 13:06 | 2/6 | 33 | 2/6 | 33 | | | 0/2 | 0 | | | | | | | | 1 | 1 | 12 | 4 | |
| *35 | GUMUS Ferit | 3.0 | 27:40 | 5/10 | 50 | 5/10 | 50 | | | | | 1 | 6 | 7 | 3 | 1 | 1 | | 1 | 2 | 34 | 10 | |
| 36 | TOPTAS Samet | 4.5 | 7:00 | 2/3 | 67 | 2/3 | 67 | | | 2/2 | 100 | | 4 | 4 | | 1 | | | 1 | 1 | 3 | 6 | |
| 47 | AKSOY Ridvan | 1.0 | 10:00 | 0/2 | 0 | 0/2 | 0 | | | | | 1 | | 1 | | | | | | 1 | 6 | 0 | |
| 52 | GULEM Volkan | 2.0 | 8:57 | 0/1 | 0 | 0/1 | 0 | | | | | | 3 | 3 | 1 | | | | 1 | 1 | 2 | 0 | |
| Team / Coach | | | | | | | | | | | | 3 | 3 | 6 | | 1 | | | | | | | |
| Totals | | | | 36/66 | 55 | 34/63 | 54 | 2/3 | 67 | 6/12 | 50 | 7 | 36 | 43 | 30 | 9 | 7 | | 11 | 16 | 42 | 80 | |
| Coach | | AKIN Ahmet | | | | | | | | | | | | | | | | | | | | | |
| Assistant Coach | | KILIC Erdinc | | | | | | | | | | | | | | | | | | | | | |
| | | | | | | | | | | | | BUKEN Ozgur Emrah | | | | | | | | | | | |

| | COL | TUR |
|-----------------------|----------------|----------------|
| Points from Turnovers | 4 | 17 |
| Points in the Paint | 22 (11/31) 35% | 44 (22/43) 51% |
| Second Chance Points | 2 | 9 |
| Fast Break Points | 2 | 14 |
| Bench Points | 27 | 21 |

| | COL | TUR |
|---------------------|-------------|--------------|
| Biggest Lead | | 42 |
| Biggest Scoring Run | 4-0 (14-25) | 20-0 (28-65) |
| Lead Changes | | |
| Times Tied | | |
| Time Leading | 0:00 | 39:49 |

| Legend: | | | |
|---------|---------------------|-----|--------------------|
| % | Shooting Percentage | (C) | Captain |
| BS | Blocked Shots | DR | Defensive Rebounds |
| No. | Uniform Number | OR | Offensive Rebounds |
| ST | Steals | TO | Turnovers |
| * | Game Starters | FD | Fouls Drawn |
| +/- | Plus-Minus | PF | Fouls |
| M/A | Made / Attempts | TOT | Total Rebounds |
| PTS | Points | AS | Assists |
| | | MIN | Minutes Played |
| | | Qx | Quarter Time |



Results

結果

Game 40

USA 66 vs 38 AUS
(17-15, 21-11, 16-4, 12-8)

Attendance: 810

Game Duration: 1:32

Referee: RADYKAS Linas

Commissioner: TIMMS Janine

Umpires: NIKAIIDO Shunsuke; ETZELMUELLER Erik

| Scoring by 5 min intervals: | USA | Q1 | | Q2 | | Q3 | | Q4 | |
|-----------------------------|-----|-----|----|----|----|----|----|----|----|
| | | AUS | | | | | | | |
| | | 5 | 17 | 27 | 38 | 51 | 54 | 63 | 66 |
| | | 8 | 15 | 18 | 26 | 28 | 30 | 30 | 38 |

USA - United States

| No. | Name | Sport Class | MIN | Field Goals | | 2 Points | | 3 Points | | Free Throws | | Rebounds | | | AS | TO | ST | BS | PF | FD | +/- | PTS | |
|-----------------|-----------------|---------------|-------|-------------|-----|----------|-----|----------|----|-------------|-----|------------------|----|-----|----|----|----|----|----|----|-----|-----|----|
| | | | | M/A | % | M/A | % | M/A | % | M/A | % | OR | DR | TOT | | | | | | | | | |
| 1 | SANCHEZ Jorge | 4.0 | 10:00 | 0/3 | 0 | 0/3 | 0 | | | 1/2 | 50 | 1 | 3 | 4 | 3 | | 1 | | | 1 | 4 | 1 | |
| 2 | WILLIAMS Jacob | 2.5 | 33:50 | 10/19 | 53 | 7/14 | 50 | 3/5 | 60 | 1/2 | 50 | 1 | 7 | 8 | 7 | 1 | 5 | | | 2 | 31 | 24 | |
| 4 | TUREK Joshua | 3.5 | 10:00 | 0/3 | 0 | 0/3 | 0 | | | 3/4 | 75 | 1 | 2 | 3 | 1 | 1 | | | | 3 | 12 | 3 | |
| *5 | PAYE Michael | 3.0 | 20:00 | 1/3 | 33 | 1/3 | 33 | | | | | | 2 | 2 | 3 | 2 | | | 2 | | 6 | 2 | |
| 6 | LESPERANCE Matt | 1.0 | 20:00 | 1/1 | 100 | 1/1 | 100 | | | | | | | | | | | 1 | | | 22 | 2 | |
| *7 | NEISWENDER Ryan | 2.0 | 16:10 | 2/2 | 100 | 2/2 | 100 | | | | | | 2 | 2 | | 1 | | | | 3 | 1 | 4 | |
| *8 | BELL Brian | 4.5 | 7:31 | 2/3 | 67 | 2/3 | 67 | | | | | | | | | | | | | | 1 | 4 | |
| 9 | SCOTT Matt | 3.5 | 10:00 | 3/5 | 60 | 3/4 | 75 | 0/1 | 0 | | | 1 | 2 | 3 | 2 | | | | | | 12 | 6 | |
| *11 | SERIO Steve (C) | 3.5 | 30:00 | 5/13 | 38 | 5/11 | 45 | 0/2 | 0 | 5/5 | 100 | 2 | 7 | 9 | 4 | 2 | 2 | | | 5 | 24 | 15 | |
| 15 | HINZE Nate | 4.5 | 12:29 | 2/5 | 40 | 2/5 | 40 | | | 1/2 | 50 | | 4 | 4 | | 1 | 1 | | 2 | 2 | 11 | 5 | |
| 16 | JENIFER Trevon | 2.5 | 23:50 | 0/3 | 0 | 0/3 | 0 | | | 0/2 | 0 | | 1 | 3 | 3 | | | | | 1 | 19 | 0 | |
| *33 | BOIE John | 1.0 | 6:10 | 0/1 | 0 | 0/1 | 0 | | | | | | | | | 1 | | | 1 | | -3 | 0 | |
| Team / Coach | | | | | | | | | | | | | | | | | | | | | | | |
| Totals | | | | 26/61 | 43 | 23/53 | 43 | 3/8 | 38 | 11/17 | 65 | 8 | 32 | 40 | 23 | 10 | 9 | | | 6 | 17 | 28 | 66 |
| Coach | | LYKINS Ron | | | | | | | | | | | | | | | | | | | | | |
| Assistant Coach | | TAYLOR Robert | | | | | | | | | | SCHWAB Christina | | | | | | | | | | | |

AUS - Australia

| No. | Name | Sport Class | MIN | Field Goals | | 2 Points | | 3 Points | | Free Throws | | Rebounds | | | AS | TO | ST | BS | PF | FD | +/- | PTS | |
|-----------------|--------------------|--------------|-------|-------------|----|----------|----|----------|---|-------------|----|--------------|----|-----|----|----|----|----|----|----|-----|-----|----|
| | | | | M/A | % | M/A | % | M/A | % | M/A | % | OR | DR | TOT | | | | | | | | | |
| 1 | WHITE Samuel | 1.0 | 5:09 | 0/1 | 0 | 0/1 | 0 | | | | | | | | | | | | | | 5 | 0 | |
| 2 | TYNDALL Jeremy | 1.5 | 17:32 | | | | | | | | | 1 | 1 | | 1 | | | | 1 | | -22 | 0 | |
| *5 | LATHAM Bill | 4.0 | 23:28 | 6/13 | 46 | 6/13 | 46 | | | 1/2 | 50 | 2 | 7 | 9 | 3 | | | | 3 | 1 | -7 | 13 | |
| 6 | STIBNERS Brett | 4.0 | 15:23 | 0/4 | 0 | 0/3 | 0 | 0/1 | 0 | | | 6 | 6 | 1 | 1 | | | | 2 | | -15 | 0 | |
| *7 | NORRIS Shaun (C) | 3.0 | 23:08 | 5/10 | 50 | 5/9 | 56 | 0/1 | 0 | 1/6 | 17 | 3 | 3 | 6 | 2 | 2 | | | 1 | 3 | -10 | 11 | |
| *8 | ROBINS Kim | 3.0 | 19:21 | 2/8 | 25 | 2/8 | 25 | | | | | 1 | 1 | 2 | 3 | | 1 | | 2 | 2 | -6 | 4 | |
| 9 | KNOWLES Tristan | 4.0 | 13:57 | 0/3 | 0 | 0/2 | 0 | 0/1 | 0 | | | | 4 | 4 | 2 | 3 | | | 2 | | -17 | 0 | |
| *10 | BLAIR Jannik | 1.0 | 17:19 | 0/1 | 0 | 0/1 | 0 | | | | | 1 | 1 | 2 | | 1 | 1 | | 2 | | -11 | 0 | |
| *11 | O'NEILL-THORNE Tom | 3.0 | 21:27 | 2/6 | 33 | 2/6 | 33 | | | | | 1 | 2 | 3 | 7 | 3 | 1 | | 1 | | -14 | 4 | |
| 12 | McSHANE Matthew | 1.5 | 20:39 | 0/3 | 0 | 0/3 | 0 | | | | | 1 | 1 | 1 | 1 | | 1 | | 2 | | -22 | 0 | |
| 15 | AUPRINCE Michael | 4.0 | 7:51 | 2/5 | 40 | 2/4 | 50 | 0/1 | 0 | | | | 2 | 2 | | 1 | 1 | | | | -11 | 4 | |
| 33 | McPHAIL John | 3.0 | 14:46 | 1/6 | 17 | 1/6 | 17 | | | | | | 2 | 2 | 1 | | | | 1 | | -10 | 2 | |
| Team / Coach | | | | | | | | | | | | | | | | | | | | | | | |
| Totals | | | | 18/60 | 30 | 18/56 | 32 | 0/4 | 0 | 2/8 | 25 | 10 | 30 | 40 | 17 | 17 | 5 | | | 17 | 6 | -28 | 38 |
| Coach | | FRIDAY Craig | | | | | | | | | | | | | | | | | | | | | |
| Assistant Coach | | NESS Brad | | | | | | | | | | MIZENS Grant | | | | | | | | | | | |

| | USA | AUS |
|-----------------------|----------------|----------------|
| Points from Turnovers | 16 | 7 |
| Points in the Paint | 36 (18/37) 49% | 26 (13/32) 41% |
| Second Chance Points | 7 | 7 |
| Fast Break Points | 14 | 2 |
| Bench Points | 41 | 6 |

| | USA | AUS |
|---------------------|--------------|-----------|
| Biggest Lead | 34 | 6 |
| Biggest Scoring Run | 15-0 (53-28) | 4-0 (0-4) |
| Lead Changes | | 3 |
| Times Tied | | 1 |
| Time Leading | 32:41 | 6:51 |

| Legend: | | | |
|---------|---------------------|-----|--------------------|
| % | Shooting Percentage | (C) | Captain |
| BS | Blocked Shots | DR | Defensive Rebounds |
| No. | Uniform Number | OR | Offensive Rebounds |
| ST | Steals | TO | Turnovers |
| * | Game Starters | FD | Fouls Drawn |
| +/- | Plus-Minus | PF | Fouls |
| M/A | Made / Attempts | PTS | Points |
| AS | Assists | MIN | Minutes Played |
| Qx | Quarter Time | | |



Results

結果

Game 42

GER 71 vs 50 ALG (18-13, 19-12, 16-19, 18-6)

Game Duration: 1:33

Referee: CARMONA Hector

Commissioner: van MEURS Nathalie

Umpires: PEIC Krunoslav; HSIEH Shu-Fei

| Scoring by 5 min intervals: | GER | Q1 | Q2 | Q3 | Q4 | ALG |
|-----------------------------|-----|------|-------|-------|-------|-----|
| | | 8 18 | 29 37 | 42 53 | 63 71 | |
| | | 2 13 | 19 25 | 35 44 | 44 50 | |

GER - Germany

| No. | Name | Sport Class | MIN | Field Goals | | 2 Points | | 3 Points | | Free Throws | | Rebounds | | | AS | TO | ST | BS | PF | FD | +/- | PTS | |
|-----------------|---------------------|-------------------|-------|-------------|----|----------|----|----------|----|-------------|-----|----------|----|-----|----|----|----|----|----|----|-----|-----|---|
| | | | | M/A | % | M/A | % | M/A | % | M/A | % | OR | DR | TOT | | | | | | | | | |
| *4 | SCHORP Phillip | 1.0 | 15:55 | | | | | | | | | | 1 | 1 | | | | | | | | -2 | 0 |
| 5 | DREIMUELLER Nico | 2.0 | 17:36 | 2/8 | 25 | 2/6 | 33 | 0/2 | 0 | | | 1 | 1 | 1 | | | | | 4 | | | 8 | 4 |
| 6 | GUENTNER Matthias | 4.5 | 15:09 | 5/6 | 83 | 5/6 | 83 | | | 0/4 | 0 | | 5 | 5 | | 1 | | | 1 | 2 | 16 | 10 | |
| 7 | HUBER Christopher | 1.0 | 19:21 | 0/1 | 0 | 0/1 | 0 | | | | | | | | | | | | 2 | | 20 | 0 | |
| *8 | BIENEK Andre | 3.0 | 20:45 | 0/4 | 0 | 0/4 | 0 | | | 5/8 | 63 | 1 | 7 | 8 | 4 | | | | 2 | 5 | 0 | 5 | |
| 9 | HELL Tobias | 1.0 | 4:44 | | | | | | | | | | | | | | | | | | 3 | 0 | |
| *10 | HALLER Jan (C) | 2.0 | 27:40 | 3/8 | 38 | 3/8 | 38 | | | | | 2 | | 2 | 7 | 1 | | | | | 17 | 6 | |
| 11 | SADLER Jan | 3.0 | DNP | | | | | | | | | | | | | | | | | | | | |
| 12 | ALBRECHT Jens Eicke | 3.0 | 22:20 | 4/6 | 67 | 4/6 | 67 | | | | | 1 | 3 | 4 | 1 | 2 | 1 | | 2 | 1 | 16 | 8 | |
| *13 | BOEHME Thomas | 3.0 | 26:23 | 7/16 | 44 | 4/10 | 40 | 3/6 | 50 | 4/4 | 100 | 1 | 10 | 11 | 8 | 1 | 3 | | 3 | 18 | 21 | | |
| *14 | HALOUSKI Aliaksandr | 4.5 | 20:07 | 7/15 | 47 | 7/13 | 54 | 0/2 | 0 | 3/4 | 75 | 1 | 4 | 5 | 2 | 1 | 1 | | 4 | 2 | 17 | | |
| 15 | BESTWICK Joseph | 4.5 | 10:00 | 0/2 | 0 | 0/2 | 0 | | | | | 2 | 3 | 5 | 2 | 1 | | | 3 | | 7 | 0 | |
| Team / Coach | | | | | | | | | | | | | 3 | 3 | | | | | | | | | |
| Totals | | | | 28/66 | 42 | 25/56 | 45 | 3/10 | 30 | 12/20 | 60 | 9 | 36 | 45 | 25 | 7 | 5 | 1 | 15 | 15 | 21 | 71 | |
| Coach | | ZELTINGER Nicolai | | | | | | | | | | | | | | | | | | | | | |
| Assistant Coach | | KLUCK Martin | | | | | | | | | | | | | | | | | | | | | |

ALG - Algeria

| No. | Name | Sport Class | MIN | Field Goals | | 2 Points | | 3 Points | | Free Throws | | Rebounds | | | AS | TO | ST | BS | PF | FD | +/- | PTS |
|-----------------|-----------------------|-------------------|-------|-------------|----|----------|----|----------|----|-------------|----|----------|----|-----|----|----|----|----|----|----|-----|-----|
| | | | | M/A | % | M/A | % | M/A | % | M/A | % | OR | DR | TOT | | | | | | | | |
| 4 | BAGHRADJI Oussama | 1.5 | DNP | | | | | | | | | | | | | | | | | | | |
| *5 | BENREDOUANE Abdennour | 4.0 | 17:09 | 0/4 | 0 | 0/4 | 0 | | | | | | 4 | 4 | | 1 | 1 | | 3 | 2 | -18 | 0 |
| *6 | BADRANE Ayoub | 2.5 | 26:19 | 5/15 | 33 | 4/10 | 40 | 1/5 | 20 | | | | 3 | 3 | 2 | 1 | | | 2 | | -18 | 11 |
| 7 | MANSOURI Rafik | 2.0 | 13:41 | 1/3 | 33 | 1/3 | 33 | | | | | | | | 1 | | | | | | -3 | 2 |
| 8 | ABASSI Mostefa | 2.5 | DNP | | | | | | | | | | | | | | | | | | | |
| 9 | GUEDOUN Nabil (C) | 4.0 | 13:41 | 5/10 | 50 | 5/10 | 50 | | | | | | 6 | 6 | 2 | 4 | | | 1 | 5 | -3 | 10 |
| 10 | BADACHE Hakim | 4.0 | DNP | | | | | | | | | | | | | | | | | | | |
| *11 | LADJADJAT Samir | 3.5 | 26:19 | 5/17 | 29 | 5/17 | 29 | | | 0/2 | 0 | 1 | 5 | 6 | 1 | 1 | | | 1 | 3 | -18 | 10 |
| *12 | ABBAD Abderraouf | 1.0 | 40:00 | | | | | | | | | | | | | 2 | | | 1 | 2 | -21 | 0 |
| 13 | ZIDI Omar | 4.0 | 22:51 | 3/6 | 50 | 3/6 | 50 | | | | | 1 | 8 | 9 | 4 | 4 | 1 | | 4 | 2 | -3 | 6 |
| *14 | MEGUEDEDEM Abdelkarim | 3.0 | 40:00 | 5/8 | 63 | 5/8 | 63 | | | 1/2 | 50 | 1 | 1 | 2 | | | 1 | | 3 | 1 | -21 | 11 |
| 15 | AYACHE Bilel | 3.5 | DNP | | | | | | | | | | | | | | | | | | | |
| Team / Coach | | | | | | | | | | | | | 2 | 3 | 5 | | | | | | | |
| Totals | | | | 24/63 | 38 | 23/58 | 40 | 1/5 | 20 | 1/4 | 25 | 5 | 30 | 35 | 10 | 13 | 3 | | 15 | 15 | -21 | 50 |
| Coach | | BRAHIMI Mustapha | | | | | | | | | | | | | | | | | | | | |
| Assistant Coach | | BENAZOUZ Boualeme | | | | | | | | | | | | | | | | | | | | |

| | GER | ALG |
|-----------------------|----------------|----------------|
| Points from Turnovers | 17 | 8 |
| Points in the Paint | 36 (18/30) 60% | 28 (14/27) 52% |
| Second Chance Points | 8 | 2 |
| Fast Break Points | 16 | 8 |
| Bench Points | 22 | 18 |

| | GER | ALG |
|---------------------|--------------|-------------|
| Biggest Lead | 23 | |
| Biggest Scoring Run | 16-0 (67-44) | 8-0 (42-39) |
| Lead Changes | | |
| Times Tied | | |
| Time Leading | 38:58 | 0:00 |

| Legend: | | | |
|---------|---------------------|-----|--------------------|
| % | Shooting Percentage | (C) | Captain |
| BS | Blocked Shots | DNP | Did Not Play |
| MIN | Minutes Played | No. | Uniform Number |
| Qx | Quarter Time | ST | Steals |
| * | Game Starters | DR | Defensive Rebounds |
| | | OR | Offensive Rebounds |
| | | TO | Turnovers |
| +/- | Plus-Minus | FD | Fouls Drawn |
| | | PF | Fouls |
| AS | Assists | TOT | Total Rebounds |
| M/A | Made / Attempts | | |
| PTS | Points | | |



Results

結果

Game 43

CAN 74 vs 64 KOR
(21-17, 15-15, 17-15, 21-17)

Game Duration: 1:35

Referee: WOOD Ben

Commissioner: MAGALLANES Juan

Umpires: KOC Yekta Sansal; YAP Poh Boon

| Scoring by 5 min intervals: | | CAN | | Q1 | | Q2 | | Q3 | | Q4 | | KOR | |
|-----------------------------|--|-----|----|----|----|----|----|----|----|----|--|-----|--|
| | | 12 | 21 | 25 | 36 | 45 | 53 | 59 | 74 | | | | |
| | | 6 | 17 | 24 | 32 | 36 | 47 | 62 | 64 | | | | |

CAN - Canada

| No. | Name | Sport Class | MIN | Field Goals | | 2 Points | | 3 Points | | Free Throws | | Rebounds | | | AS | TO | ST | BS | PF | FD | +/- | PTS | |
|------------------------|-------------------|----------------------|-------|-------------|-----|----------|-----|----------|----|-------------|-----|----------------|----|-----|----|----|----|----|----|----|-----|-----|--|
| | | | | M/A | % | M/A | % | M/A | % | M/A | % | OR | DR | TOT | | | | | | | | | |
| *4 | GONCIN Nikola | 4.5 | 33:48 | 9/18 | 50 | 6/13 | 46 | 3/5 | 60 | 2/3 | 67 | | 4 | 4 | 10 | 4 | 1 | | 2 | 2 | 20 | 23 | |
| 5 | GREEN Deion | 3.5 | DNP | | | | | | | | | | | | | | | | | | | | |
| *6 | HEDGES Robert (C) | 2.5 | 34:14 | 5/12 | 42 | 5/12 | 42 | | | | | 1 | 3 | 4 | 4 | | | | 3 | 2 | 16 | 10 | |
| 7 | DALLAIRE Vincent | 1.5 | DNP | | | | | | | | | | | | | | | | | | | | |
| 8 | MUTWARE Blaise | 3.5 | DNP | | | | | | | | | | | | | | | | | | | | |
| 9 | HIGGINS Colin | 4.5 | 7:31 | 0/2 | 0 | 0/1 | 0 | 0/1 | 0 | | | | | | 2 | 1 | | | 2 | 1 | -6 | 0 | |
| *10 | MELYMICK Lee | 1.0 | 27:51 | 3/6 | 50 | 3/6 | 50 | | | | | 1 | 1 | 2 | | | | | 1 | | 5 | 6 | |
| 11 | JASSMAN Chad | 1.5 | 11:52 | 1/1 | 100 | 1/1 | 100 | | | | | | | | 1 | | | | | | -8 | 2 | |
| *12 | ANDERSON Patrick | 4.5 | 38:41 | 11/18 | 61 | 9/13 | 69 | 2/5 | 40 | 5/5 | 100 | 1 | 8 | 9 | 6 | 2 | 3 | 1 | 2 | 8 | 6 | 29 | |
| 13 | VERMETTE Jonathan | 1.0 | 6:23 | | | | | | | | | | 1 | 1 | | | | | | 1 | 11 | 0 | |
| *14 | MILLER Tyler | 1.5 | 33:54 | 2/2 | 100 | 2/2 | 100 | | | | | 1 | 2 | 3 | | 1 | 1 | | 2 | 1 | 12 | 4 | |
| 15 | OSTEPCHUK Garrett | 2.0 | 5:46 | 0/1 | 0 | 0/1 | 0 | | | | | 1 | | 1 | | 1 | | | | | -6 | 0 | |
| Team / Coach | | | | | | | | | | | | 1 | 3 | 4 | | | | | | | | | |
| Totals | | | | 31/60 | 52 | 26/49 | 53 | 5/11 | 45 | 7/8 | 88 | 6 | 22 | 28 | 23 | 9 | 5 | 1 | 12 | 15 | 10 | 74 | |
| Coach | | FERIANI Matteo (ITA) | | | | | | | | | | | | | | | | | | | | | |
| Assistant Coach | | JOHNSON Joey | | | | | | | | | | PALMER Nicolas | | | | | | | | | | | |

KOR - Republic of Korea

| No. | Name | Sport Class | MIN | Field Goals | | 2 Points | | 3 Points | | Free Throws | | Rebounds | | | AS | TO | ST | BS | PF | FD | +/- | PTS |
|------------------------|--------------------|---------------|-------|-------------|-----|----------|-----|----------|----|-------------|-----|----------|----|-----|----|----|----|----|----|----|-----|-----|
| | | | | M/A | % | M/A | % | M/A | % | M/A | % | OR | DR | TOT | | | | | | | | |
| 4 | KIM Ho Yong | 3.0 | 3:27 | | | | | | | | | | | | 1 | | | | | 1 | -7 | 0 |
| *6 | HWANG Woosung | 2.0 | 5:44 | | | | | | | | | 1 | 1 | 1 | | | | | 2 | | -6 | 0 |
| 7 | KIM Taek | 2.5 | 2:54 | 1/1 | 100 | 1/1 | 100 | | | | | 1 | | 1 | | | | | | | 1 | 2 |
| *10 | OH Dong Suk | 2.0 | 9:11 | 0/2 | 0 | | | 0/2 | 0 | | | | 2 | 2 | | 1 | | | 1 | | -13 | 0 |
| 11 | KWAK Jun Seong | 1.0 | 34:16 | 3/5 | 60 | 3/5 | 60 | | | | | 2 | 4 | 6 | 1 | 1 | | | 1 | 1 | -4 | 6 |
| 12 | YANG Dong Gil | 4.0 | 8:58 | 1/2 | 50 | 1/2 | 50 | | | | | 1 | 2 | 3 | 1 | | 1 | | | | -1 | 2 |
| *16 | LEE Younjoo | 3.5 | 5:44 | 0/1 | 0 | 0/1 | 0 | | | | | | 1 | 1 | 1 | | | | | | -6 | 0 |
| 23 | CHO Seung Hyun (C) | 4.0 | 34:16 | 9/19 | 47 | 7/13 | 54 | 2/6 | 33 | 2/3 | 67 | 1 | 3 | 4 | 4 | 5 | | 1 | 4 | 3 | -4 | 22 |
| *24 | LEE Chi Won | 2.5 | 2:50 | | | | | | | | | | | | | | | | | | -7 | 0 |
| 39 | KIM Sangyeol | 4.0 | 21:51 | 4/13 | 31 | 4/13 | 31 | | | | | 3 | 6 | 9 | 6 | | | | 3 | 2 | 4 | 8 |
| *40 | GIM Dong Hyeon | 4.0 | 40:00 | 9/17 | 53 | 9/16 | 56 | 0/1 | 0 | 2/2 | 100 | 1 | 2 | 3 | 7 | 1 | 1 | | 3 | 4 | -10 | 20 |
| 44 | LEE Byoung Jai | 1.0 | 30:49 | 2/3 | 67 | 2/3 | 67 | | | 0/1 | 0 | 1 | 1 | 2 | 1 | | 1 | | 2 | 1 | 3 | 4 |
| Team / Coach | | | | | | | | | | | | 2 | 1 | 3 | | 1 | | | | | | |
| Totals | | | | 29/63 | 46 | 27/54 | 50 | 2/9 | 22 | 4/6 | 67 | 12 | 23 | 35 | 22 | 10 | 3 | 1 | 16 | 12 | -10 | 64 |
| Coach | | KO Kwangyub | | | | | | | | | | | | | | | | | | | | |
| Assistant Coach | | KIM Young Moo | | | | | | | | | | | | | | | | | | | | |

| | CAN | KOR |
|-----------------------|----------------|----------------|
| Points from Turnovers | 19 | 15 |
| Points in the Paint | 24 (12/21) 57% | 34 (17/27) 63% |
| Second Chance Points | 5 | 18 |
| Fast Break Points | | 2 |
| Bench Points | 2 | 44 |

| | CAN | KOR |
|---------------------|-------------|-------------|
| Biggest Lead | 13 | 3 |
| Biggest Scoring Run | 9-0 (45-34) | 7-0 (49-43) |
| Lead Changes | | 8 |
| Times Tied | | 1 |
| Time Leading | 34:37 | 4:28 |

| Legend: | | | |
|---------|---------------------|-----|--------------------|
| % | Shooting Percentage | (C) | Captain |
| BS | Blocked Shots | DNP | Did Not Play |
| MIN | Minutes Played | No. | Uniform Number |
| Qx | Quarter Time | ST | Steals |
| * | Game Starters | DR | Defensive Rebounds |
| +/- | Plus-Minus | OR | Offensive Rebounds |
| AS | Assists | PF | Fouls |
| M/A | Made / Attempts | TOT | Total Rebounds |
| PTS | Points | | |



Results

結果

Game 45

ESP 79 vs 61 JPN

(22-18, 26-12, 12-17, 19-14)

Game Duration: 1:42

Referee: GAMEZ Mauricio

Commissioner: van MEURS Nathalie

Umpires: REHLING Carsten; GAUTHIER Sebastien

| Scoring by 5 min intervals: | ESP | Q1 | | Q2 | | Q3 | | Q4 | |
|-----------------------------|-----|-----|----|----|----|----|----|----|----|
| | | JPN | 8 | 22 | 34 | 48 | 53 | 60 | 67 |
| | | 9 | 18 | 24 | 30 | 42 | 47 | 51 | 61 |

ESP - Spain

| No. | Name | Sport Class | MIN | Field Goals | | 2 Points | | 3 Points | | Free Throws | | Rebounds | | | AS | TO | ST | BS | PF | FD | +/- | PTS | |
|------------------------|------------------------------|--------------------------|-------|-------------|----|----------|----|----------|---|-------------|-----|------------------------|----|-----|----|----|----|----|----|----|-----|-----|--|
| | | | | M/A | % | M/A | % | M/A | % | M/A | % | OR | DR | TOT | | | | | | | | | |
| *5 | STIX SOTO Daniel | 1.5 | 40:00 | 2/4 | 50 | 2/4 | 50 | | | | | 2 | 5 | 7 | 1 | 3 | 1 | | 3 | | 18 | 4 | |
| 7 | ZARZUELA BELTRAN Pablo Jesus | 3.0 | DNP | | | | | | | | | | | | | | | | | | | | |
| 8 | SANCHEZ LARA Francisco | 1.0 | 15:00 | 0/1 | 0 | 0/1 | 0 | | | | | | | | | | | | 2 | | 7 | 0 | |
| *9 | ZARZUELA BELTRAN Alejandro | 3.0 | 30:26 | 6/9 | 67 | 6/9 | 67 | | | 1/3 | 33 | 1 | 9 | 10 | 1 | 2 | | | | 3 | 14 | 13 | |
| 10 | DIALLO DIOUF Amadou | 3.0 | 10:42 | 3/4 | 75 | 3/4 | 75 | | | | | 1 | 1 | 2 | | 2 | 1 | | 4 | 1 | 5 | 6 | |
| 11 | RUIZ JORDAN Jordi | 2.5 | 19:05 | 5/13 | 38 | 5/12 | 42 | 0/1 | 0 | | | | | | 1 | 2 | | | 4 | 1 | 10 | 10 | |
| *13 | GARCIA PEREIRO Asier (C) | 4.0 | 40:00 | 12/23 | 52 | 12/20 | 60 | 0/3 | 0 | 3/4 | 75 | 1 | 11 | 12 | 17 | 2 | 3 | | 2 | 7 | 18 | 27 | |
| *14 | MOURIZ DOPICO David | 2.5 | 5:55 | 1/2 | 50 | 1/2 | 50 | | | | | | | | | | | | | | 1 | 2 | |
| 16 | ONRUBIA GONZALEZ Oscar | 1.5 | DNP | | | | | | | | | | | | | | | | | | | | |
| 24 | ORTEGA LAFUENTE Ignacio | 4.0 | 9:06 | 3/4 | 75 | 3/4 | 75 | | | 2/2 | 100 | | 2 | 2 | | | | | 1 | 2 | 6 | 8 | |
| *28 | LORENZO DIAZ Manuel | 3.0 | 23:52 | 1/2 | 50 | 1/2 | 50 | | | | | 1 | 2 | 3 | 1 | 1 | 1 | | 3 | 3 | 10 | 2 | |
| 51 | ALEJOS ALONSO Agustin | 4.5 | 5:54 | 1/5 | 20 | 1/5 | 20 | | | 5/6 | 83 | | 3 | 3 | | 1 | | | 1 | 3 | 1 | 7 | |
| Team / Coach | | | | | | | | | | | | 2 | 5 | 7 | | 3 | | | | | | | |
| Totals | | | | 34/67 | 51 | 34/63 | 54 | 0/4 | 0 | 11/15 | 73 | 8 | 38 | 46 | 21 | 17 | 6 | 1 | 20 | 20 | 18 | 79 | |
| Coach | | TRIGO DIEZ Oscar | | | | | | | | | | | | | | | | | | | | | |
| Assistant Coach | | LOPEZ MARTINEZ Francisco | | | | | | | | | | CARVAJAL PICHEL Javier | | | | | | | | | | | |

JPN - Japan

| No. | Name | Sport Class | MIN | Field Goals | | 2 Points | | 3 Points | | Free Throws | | Rebounds | | | AS | TO | ST | BS | PF | FD | +/- | PTS |
|------------------------|---------------------|----------------|-------|-------------|-----|----------|-----|----------|----|-------------|----|----------|----|-----|----|----|----|----|----|----|-----|-----|
| | | | | M/A | % | M/A | % | M/A | % | M/A | % | OR | DR | TOT | | | | | | | | |
| *1 | TOYOSHIMA Akira (C) | 2.0 | 18:29 | 2/2 | 100 | 2/2 | 100 | | | | | | 1 | 1 | 3 | 2 | | | 1 | 1 | -8 | 4 |
| 2 | CHOKAI Renshi | 2.5 | 20:00 | 5/9 | 56 | 5/9 | 56 | | | 1/2 | 50 | | 5 | 5 | 2 | 3 | 2 | | 3 | 7 | 0 | 11 |
| 6 | KAWAHARA Rin | 1.5 | 14:06 | 0/1 | 0 | 0/1 | 0 | | | | | | | | 1 | 1 | 1 | | | 1 | -7 | 0 |
| 7 | FURUSAWA Takuya | 3.0 | 13:27 | 7/16 | 44 | 7/11 | 64 | 0/5 | 0 | 1/2 | 50 | 1 | | 1 | 1 | | | | 1 | 3 | -9 | 15 |
| *8 | AKAISHI Ryuga | 2.5 | 30:28 | 3/8 | 38 | 3/7 | 43 | 0/1 | 0 | | | | 1 | 1 | 5 | 2 | 1 | | 2 | 1 | -14 | 6 |
| *10 | MIYAJIMA Tetsuya | 4.0 | 11:05 | | | | | | | 1/4 | 25 | | 3 | 3 | 2 | 1 | | | 1 | 2 | -9 | 1 |
| 11 | FUJISAWA Kiyoshi | 2.0 | 6:45 | 0/1 | 0 | 0/1 | 0 | | | | | | | | 1 | 1 | | | 1 | | -1 | 0 |
| *13 | FUJIMOTO Reo | 4.5 | 22:12 | 4/12 | 33 | 3/7 | 43 | 1/5 | 20 | | | | 5 | 5 | 3 | 2 | | | | | -3 | 9 |
| 21 | TAKAMATSU Yoshinobu | 4.0 | 6:45 | | | | | | | | | 1 | 2 | 3 | | | | | 3 | | -1 | 0 |
| 25 | AKITA Kei | 3.5 | 23:15 | 2/9 | 22 | 2/8 | 25 | 0/1 | 0 | | | 1 | 2 | 3 | 1 | | 1 | | 3 | | -13 | 4 |
| *26 | IWAI Takayoshi | 1.0 | 19:09 | 0/1 | 0 | 0/1 | 0 | | | | | | | | | 1 | | | 1 | 3 | -10 | 0 |
| 55 | KOZAI Hiroaki | 3.5 | 14:19 | 4/7 | 57 | 2/4 | 50 | 2/3 | 67 | 1/5 | 20 | | 3 | 3 | 2 | 2 | | | 4 | 2 | -15 | 11 |
| Team / Coach | | | | | | | | | | | | 2 | 4 | 6 | | | | | | | | |
| Totals | | | | 27/66 | 41 | 24/51 | 47 | 3/15 | 20 | 4/13 | 31 | 5 | 26 | 31 | 21 | 15 | 5 | | 20 | 20 | -18 | 61 |
| Coach | | KYOYA Kazuyuki | | | | | | | | | | | | | | | | | | | | |
| Assistant Coach | | OIKAWA Shimpei | | | | | | | | | | | | | | | | | | | | |

| | ESP | JPN |
|-----------------------|----------------|----------------|
| Points from Turnovers | 20 | 9 |
| Points in the Paint | 54 (27/43) 63% | 26 (13/19) 68% |
| Second Chance Points | 10 | 4 |
| Fast Break Points | 3 | 10 |
| Bench Points | 31 | 41 |

| | ESP | JPN |
|---------------------|--------------|-----------|
| Biggest Lead | 18 | 1 |
| Biggest Scoring Run | 10-0 (32-22) | 6-0 (8-9) |
| Lead Changes | | 4 |
| Times Tied | | 2 |
| Time Leading | 38:09 | 0:34 |

| Legend: | | | |
|---------|---------------------|-----|--------------------|
| % | Shooting Percentage | (C) | Captain |
| BS | Blocked Shots | DNP | Did Not Play |
| MIN | Minutes Played | No. | Uniform Number |
| Qx | Quarter Time | ST | Steals |
| * | Game Starters | DR | Defensive Rebounds |
| +/- | Plus-Minus | OR | Offensive Rebounds |
| AS | Assists | PF | Fouls |
| M/A | Made / Attempts | TOT | Total Rebounds |
| PTS | Points | | |



Results

結果

Game 46

COL 52 vs 63 CAN

(7-15, 12-20, 18-16, 15-12)

Game Duration: 1:36

Referee: ONO Hiroki

Commissioner: COSSAER Dirk

Umpires: PAJER Tomas; CARMONA Hector

| Scoring by 5 min intervals: | COL | Q1 | Q2 | Q3 | Q4 | CAN |
|-----------------------------|-----|----|----|----|----|-----|
| | | 3 | 15 | 23 | 45 | 5 |
| | | 7 | 19 | 37 | 52 | 15 |
| | | 15 | 35 | 51 | 63 | |

COL - Colombia

| No. | Name | Sport Class | MIN | Field Goals | | 2 Points | | 3 Points | | Free Throws | | Rebounds | | | AS | TO | ST | BS | PF | FD | +/- | PTS | | |
|------------------------|------------------|---------------------------------------|-------|-------------|----|----------|-----|----------|---|-------------|-----|----------|----|-----|----|----|----|----|----|----|-----|-----|---|--|
| | | | | M/A | % | M/A | % | M/A | % | M/A | % | OR | DR | TOT | | | | | | | | | | |
| *3 | VEGA Raul | 1.0 | 31:51 | 0/2 | 0 | 0/2 | 0 | | | | | | 2 | 2 | | | | | 5 | 1 | -14 | 0 | | |
| 4 | GARCES Hector | 3.5 | 6:08 | | | | | | | | | | | | | | | | | | | -2 | 0 | |
| 5 | ALZATE Guillermo | 1.5 | DNP | | | | | | | | | | | | | | | | | | | | | |
| 9 | FLOREZ Andres | 1.0 | 8:09 | | | | | | | | | 1 | 1 | 2 | | | | | | | | 3 | 0 | |
| *10 | LEEP Jose | 3.0 | 40:00 | 2/5 | 40 | 2/2 | 100 | 0/3 | 0 | 2/2 | 100 | 1 | 4 | 5 | 5 | 2 | | | 1 | 2 | -11 | 6 | | |
| *14 | DIAZ Daniel (C) | 4.5 | 30:58 | 7/13 | 54 | 7/11 | 64 | 0/2 | 0 | 4/5 | 80 | 3 | 8 | 11 | 2 | 3 | 1 | | 5 | 6 | -6 | 18 | | |
| 18 | ESCOBAR Juan | 3.5 | DNP | | | | | | | | | | | | | | | | | | | | | |
| *19 | HERNANDEZ Jhon | 3.5 | 33:52 | 4/16 | 25 | 4/14 | 29 | 0/2 | 0 | 0/1 | 0 | | 7 | 7 | 5 | 1 | | | 1 | 4 | -9 | 8 | | |
| 20 | SANZ Nelson | 4.5 | 9:02 | 1/3 | 33 | 1/3 | 33 | | | 2/4 | 50 | 1 | 1 | 2 | 1 | 2 | | | 2 | 2 | -5 | 4 | | |
| *23 | VARGAS Jhoan | 2.0 | 40:00 | 8/17 | 47 | 8/17 | 47 | | | | | | 3 | 3 | 5 | 1 | 1 | 1 | 3 | 1 | -11 | 16 | | |
| 30 | PEREZ Rodrigo | 4.0 | DNP | | | | | | | | | | | | | | | | | | | | | |
| 33 | GRANADOS Joymar | 2.5 | DNP | | | | | | | | | | | | | | | | | | | | | |
| Team / Coach | | | | | | | | | | | | 1 | 3 | 4 | | 1 | | | | | | | | |
| Totals | | | | 22/56 | 39 | 22/49 | 45 | 0/7 | 0 | 8/12 | 67 | 7 | 29 | 36 | 18 | 12 | 2 | 2 | 17 | 16 | -11 | 52 | | |
| Coach | | DO NASCIMENTO CARDOSO Ana Lucia (BRA) | | | | | | | | | | | | | | | | | | | | | | |
| Assistant Coach | | WELL de LAS SALAS Elkin Alfonso | | | | | | | | | | | | | | | | | | | | | | |

CAN - Canada

| No. | Name | Sport Class | MIN | Field Goals | | 2 Points | | 3 Points | | Free Throws | | Rebounds | | | AS | TO | ST | BS | PF | FD | +/- | PTS | |
|------------------------|-------------------|----------------------|-------|-------------|----|----------|----|----------|----|-------------|-----|----------------|----|-----|----|----|----|----|----|----|-----|-----|--|
| | | | | M/A | % | M/A | % | M/A | % | M/A | % | OR | DR | TOT | | | | | | | | | |
| *4 | GONCIN Nikola | 4.5 | 30:27 | 7/15 | 47 | 6/12 | 50 | 1/3 | 33 | | | 1 | 6 | 7 | 8 | | 1 | | 1 | 4 | 3 | 15 | |
| 5 | GREEN Deion | 3.5 | DNP | | | | | | | | | | | | | | | | | | | | |
| *6 | HEDGES Robert (C) | 2.5 | 40:00 | 4/12 | 33 | 4/12 | 33 | | | 2/2 | 100 | | 4 | 4 | 3 | 1 | | 1 | 4 | 2 | 11 | 10 | |
| 7 | DALLAIRE Vincent | 1.5 | 5:44 | 0/2 | 0 | 0/2 | 0 | | | | | | | | | | | | 2 | | -8 | 0 | |
| 8 | MUTWARE Blaise | 3.5 | DNP | | | | | | | | | | | | | | | | | | | | |
| 9 | HIGGINS Colin | 4.5 | 13:39 | 5/9 | 56 | 5/8 | 63 | 0/1 | 0 | 4/4 | 100 | 2 | 2 | 4 | 1 | | | | 1 | 2 | 4 | 14 | |
| *10 | MELYMICK Lee | 1.0 | 6:52 | 0/1 | 0 | 0/1 | 0 | | | | | | | | | | | | | | -4 | 0 | |
| 11 | JASSMAN Chad | 1.5 | 5:58 | | | | | | | | | | | | | | | | | | 10 | 0 | |
| *12 | ANDERSON Patrick | 4.5 | 35:54 | 8/21 | 38 | 8/18 | 44 | 0/3 | 0 | 6/6 | 100 | 4 | 13 | 17 | 8 | 2 | 3 | 1 | 1 | 6 | 15 | 22 | |
| 13 | VERMETTE Jonathan | 1.0 | 33:08 | 1/2 | 50 | 1/2 | 50 | | | | | 1 | 1 | 2 | | | 1 | | 3 | 1 | 15 | 2 | |
| *14 | MILLER Tyler | 1.5 | 28:18 | 0/1 | 0 | 0/1 | 0 | | | 0/2 | 0 | 1 | 1 | 2 | | 1 | | | 4 | 2 | 9 | 0 | |
| 15 | OSTEPCHUK Garrett | 2.0 | DNP | | | | | | | | | | | | | | | | | | | | |
| Team / Coach | | | | | | | | | | | | 1 | 1 | 2 | | | | | 1 | | | | |
| Totals | | | | 25/63 | 40 | 24/56 | 43 | 1/7 | 14 | 12/14 | 86 | 10 | 28 | 38 | 20 | 4 | 5 | 2 | 17 | 17 | 11 | 63 | |
| Coach | | FERIANI Matteo (ITA) | | | | | | | | | | | | | | | | | | | | | |
| Assistant Coach | | JOHNSON Joey | | | | | | | | | | PALMER Nicolas | | | | | | | | | | | |

| | COL | CAN |
|-----------------------|----------------|----------------|
| Points from Turnovers | 5 | 15 |
| Points in the Paint | 26 (13/22) 59% | 28 (14/30) 47% |
| Second Chance Points | 4 | 6 |
| Fast Break Points | 4 | 6 |
| Bench Points | 4 | 16 |

| | COL | CAN |
|---------------------|-------------|-----------|
| Biggest Lead | 3 | 22 |
| Biggest Scoring Run | 6-0 (43-53) | 7-0 (3-7) |
| Lead Changes | | 1 |
| Times Tied | | |
| Time Leading | 2:01 | 35:13 |

| Legend: | | | |
|---------|---------------------|-----|--------------------|
| % | Shooting Percentage | (C) | Captain |
| BS | Blocked Shots | DNP | Did Not Play |
| MIN | Minutes Played | No. | Uniform Number |
| Qx | Quarter Time | ST | Steals |
| * | Game Starters | DR | Defensive Rebounds |
| | | OR | Offensive Rebounds |
| | | TO | Turnovers |
| +/- | Plus-Minus | FD | Fouls Drawn |
| | | PF | Fouls |
| AS | Assists | TOT | Total Rebounds |
| M/A | Made / Attempts | | |
| PTS | Points | | |



Results

結果

Game 47

GER 56 vs 53 IRI
(16-13, 13-12, 18-8, 9-20)

Game Duration: 1:34

Referee: URUNUELA Juan

Commissioner: van MEURS Nathalie

Umpires: ROSENBERG Helen; WOOD Ben

| Scoring by 5 min intervals: | GER | Q1 | Q2 | Q3 | Q4 | IRI |
|-----------------------------|-----|------|-------|-------|-------|-----|
| | | 8 16 | 18 29 | 38 47 | 53 56 | |
| | | 6 13 | 19 25 | 29 33 | 44 53 | |

GER - Germany

| No. | Name | Sport Class | MIN | Field Goals | | 2 Points | | 3 Points | | Free Throws | | Rebounds | | | AS | TO | ST | BS | PF | FD | +/- | PTS | |
|------------------------|---------------------|-------------------|-------|-------------|----|----------|----|----------|-----|-------------|----|----------|----|-----|----|----|----|----|----|----|-----|-----|--|
| | | | | M/A | % | M/A | % | M/A | % | M/A | % | OR | DR | TOT | | | | | | | | | |
| 4 | SCHORP Phillip | 1.0 | DNP | | | | | | | | | | | | | | | | | | | | |
| *5 | DREIMUELLER Nico | 2.0 | 32:48 | 2/5 | 40 | 1/4 | 25 | 1/1 | 100 | | | 1 | 4 | 5 | 4 | 1 | | | 1 | 1 | 5 | 5 | |
| 6 | GUENTNER Matthias | 4.5 | DNP | | | | | | | | | | | | | | | | | | | | |
| *7 | HUBER Christopher | 1.0 | 35:43 | 1/2 | 50 | 1/2 | 50 | | | | | | 5 | 5 | | 1 | | | 1 | | 5 | 2 | |
| *8 | BIENEK Andre | 3.0 | 31:53 | 1/6 | 17 | 1/5 | 20 | 0/1 | 0 | | | 1 | 5 | 6 | 3 | | 1 | | 2 | 2 | 2 | 2 | |
| 9 | HELL Tobias | 1.0 | DNP | | | | | | | | | | | | | | | | | | | | |
| 10 | HALLER Jan (C) | 2.0 | 7:12 | 0/1 | 0 | 0/1 | 0 | | | | | | | | | | | | 1 | | -2 | 0 | |
| 11 | SADLER Jan | 3.0 | 4:17 | 0/1 | 0 | 0/1 | 0 | | | 0/2 | 0 | 1 | | 1 | 1 | | | | | 1 | -2 | 0 | |
| 12 | ALBRECHT Jens Eicke | 3.0 | 19:03 | 2/5 | 40 | 2/5 | 40 | | | 1/2 | 50 | | 2 | 2 | 1 | | | | 2 | 2 | -1 | 5 | |
| *13 | BOEHME Thomas | 3.0 | 33:21 | 5/20 | 25 | 4/13 | 31 | 1/7 | 14 | 4/6 | 67 | 2 | 4 | 6 | 7 | 2 | | | 1 | 5 | 3 | 15 | |
| *14 | HALOUSKI Aliaksandr | 4.5 | 35:43 | 11/19 | 58 | 11/16 | 69 | 0/3 | 0 | 5/7 | 71 | 3 | 12 | 15 | 5 | | 1 | | 4 | 5 | 5 | 27 | |
| 15 | BESTWICK Joseph | 4.5 | DNP | | | | | | | | | | | | | | | | | | | | |
| Team / Coach | | | | | | | | | | | | 1 | | 1 | | | | | | | | | |
| Totals | | | | 22/59 | 37 | 20/47 | 43 | 2/12 | 17 | 10/17 | 59 | 9 | 32 | 41 | 21 | 4 | 3 | 1 | 8 | 15 | 3 | 56 | |
| Coach | | ZELTINGER Nicolai | | | | | | | | | | | | | | | | | | | | | |
| Assistant Coach | | KLUCK Martin | | | | | | | | | | | | | | | | | | | | | |

IRI - Islamic Rep. of Iran

| No. | Name | Sport Class | MIN | Field Goals | | 2 Points | | 3 Points | | Free Throws | | Rebounds | | | AS | TO | ST | BS | PF | FD | +/- | PTS | |
|------------------------|--------------------------|--------------------|-------|-------------|-----|----------|-----|----------|-----|-------------|----|----------|----|-----|----|----|----|----|----|----|-----|-----|----|
| | | | | M/A | % | M/A | % | M/A | % | M/A | % | OR | DR | TOT | | | | | | | | | |
| 4 | AYASHI Faleh | 2.0 | 12:25 | 0/1 | 0 | 0/1 | 0 | | | | | 1 | | 1 | 2 | | | | 3 | | 0 | 0 | |
| *5 | ABDI Hassan | 2.0 | 18:47 | 2/3 | 67 | 2/3 | 67 | | | | | | 2 | 2 | 1 | | | | 2 | | -11 | 4 | |
| 6 | AHMADI Amirreza | 3.5 | DNP | | | | | | | | | | | | | | | | | | | | |
| 7 | TOLOUEI TAMARDASH Mohsen | 3.5 | 8:48 | 2/2 | 100 | 2/2 | 100 | | | | | | 3 | 3 | 4 | | | | | 2 | 8 | 4 | |
| *8 | SAADATPOORMOGHADAM Vahid | 2.5 | 31:12 | 4/8 | 50 | 4/8 | 50 | | | | | 1 | | 1 | 1 | 1 | | | 2 | 1 | -11 | 8 | |
| 9 | ZAKERI DEHVOSTA Dania | 1.0 | 8:48 | 1/1 | 100 | 1/1 | 100 | | | | | | 1 | 1 | | | | | 3 | | 8 | 2 | |
| *10 | MOHAMMAD NEZHAD Mohammad | 1.0 | 40:00 | 3/5 | 60 | 3/5 | 60 | | | | | | 3 | 3 | 1 | | | | | 2 | -3 | 6 | |
| 11 | GHRANJIK Abdoljalil | 1.5 | DNP | | | | | | | | | | | | | | | | | | | | |
| *12 | SAYARI Mohammadhassan | 4.0 | 39:20 | 8/26 | 31 | 8/24 | 33 | 0/2 | 0 | | | 1 | 14 | 15 | 8 | | | | 3 | 1 | -1 | 16 | |
| 13 | EIVAZI Reza | 4.0 | DNP | | | | | | | | | | | | | | | | | | | | |
| *14 | KAMALI Mojtaba | 4.5 | 40:00 | 5/17 | 29 | 3/15 | 20 | 2/2 | 100 | 1/2 | 50 | 4 | 5 | 9 | 5 | 2 | 1 | | 2 | 2 | -3 | 13 | |
| 15 | BAGZADEHFARD Iman (C) | 4.0 | 0:40 | 0/1 | 0 | 0/1 | 0 | | | | | | | | | | | | | | -2 | 0 | |
| Team / Coach | | | | | | | | | | | | | | 3 | 3 | | 1 | | | | | | |
| Totals | | | | 25/64 | 39 | 23/60 | 38 | 2/4 | 50 | 1/2 | 50 | 7 | 31 | 38 | 22 | 4 | 2 | | | 15 | 8 | -3 | 53 |
| Coach | | AGHAKOUCHEKI Abbas | | | | | | | | | | | | | | | | | | | | | |
| Assistant Coach | | ESHGH Kamal | | | | | | | | | | | | | | | | | | | | | |

| | GER | IRI |
|-----------------------|---------------|----------------|
| Points from Turnovers | 4 | 2 |
| Points in the Paint | 18 (9/21) 43% | 26 (13/25) 52% |
| Second Chance Points | 9 | 4 |
| Fast Break Points | 4 | |
| Bench Points | 5 | 6 |

| | GER | IRI |
|---------------------|-------------|-------------|
| Biggest Lead | 14 | 1 |
| Biggest Scoring Run | 7-0 (40-29) | 9-0 (16-17) |
| Lead Changes | | 4 |
| Times Tied | | 3 |
| Time Leading | 37:05 | 1:04 |

| Legend: | | | |
|---------|---------------------|-----|--------------------|
| % | Shooting Percentage | (C) | Captain |
| BS | Blocked Shots | DNP | Did Not Play |
| MIN | Minutes Played | No. | Uniform Number |
| Qx | Quarter Time | ST | Steals |
| * | Game Starters | DR | Defensive Rebounds |
| | | OR | Offensive Rebounds |
| | | TO | Turnovers |
| +/- | Plus-Minus | FD | Fouls Drawn |
| | | PF | Fouls |
| AS | Assists | TOT | Total Rebounds |
| M/A | Made / Attempts | | |
| PTS | Points | | |



Results

結果

Game 48

TUR 55 vs 67 JPN
(12-9, 15-19, 17-17, 11-22)

Game Duration: 1:25

Referee: MATHIAS Gustavo

Commissioner: ANG Kean Koo

Umpires: HARGREAVES Darrell; QUINTANA Matias

| Scoring by 5 min intervals: | | Q1 | | Q2 | | Q3 | | Q4 | |
|-----------------------------|-----|----|----|----|----|----|----|----|----|
| TUR | JPN | 10 | 12 | 21 | 27 | 38 | 44 | 51 | 55 |
| | | 2 | 9 | 22 | 28 | 36 | 45 | 55 | 67 |

TUR - Turkey

| No. | Name | Sport Class | MIN | Field Goals | | 2 Points | | 3 Points | | Free Throws | | Rebounds | | | AS | TO | ST | BS | PF | FD | +/- | PTS | |
|------------------------|--------------------|--------------|-------|-------------|----|----------|----|----------|----|-------------|----|-------------------|----|-----|----|----|----|----|----|-----|-----|-----|--|
| | | | | M/A | % | M/A | % | M/A | % | M/A | % | OR | DR | TOT | | | | | | | | | |
| *3 | ACAR Deniz | 2.5 | 17:37 | 2/3 | 67 | 2/3 | 67 | | | | | 1 | | 1 | | | | 1 | | | -4 | 4 | |
| *5 | GURBULAK Ozgur (C) | 4.0 | 33:25 | 4/17 | 24 | 3/11 | 27 | 1/6 | 17 | | | 1 | 8 | 9 | 6 | 8 | 1 | | 4 | 1 | -19 | 9 | |
| 6 | GUNAYDIN Mucahit | 4.0 | 13:41 | 3/4 | 75 | 3/4 | 75 | | | | | 1 | 2 | 3 | 2 | 1 | 1 | | | | 0 | 6 | |
| 7 | EFETURK Ahmet | 4.0 | 11:17 | 1/6 | 17 | 1/6 | 17 | | | | | | | 3 | | 1 | | | | | -1 | 2 | |
| *9 | TOPRAK Ugur | 3.0 | 40:00 | 8/15 | 53 | 7/11 | 64 | 1/4 | 25 | 0/1 | 0 | | 6 | 6 | 2 | 2 | | 3 | 2 | -12 | 17 | | |
| *10 | AR Ismail | 1.5 | 27:29 | 4/7 | 57 | 4/7 | 57 | | | 1/2 | 50 | | 3 | 3 | 2 | 4 | | | | 2 | -11 | 9 | |
| 11 | GUNDOGDU Fikri | 1.0 | DNP | | | | | | | | | | | | | | | | | | | | |
| 15 | SAYAK Selim | 2.5 | 4:00 | | | | | | | | | | | | | | | | | | 0 | 0 | |
| *35 | GUMUS Ferit | 3.0 | 21:37 | 3/6 | 50 | 3/6 | 50 | | | | | 1 | 3 | 4 | 2 | 1 | | | | 1 | -4 | 6 | |
| 36 | TOPTAS Samet | 4.5 | DNP | | | | | | | | | | | | | | | | | | | | |
| 47 | AKSOY Ridvan | 1.0 | 18:23 | 1/2 | 50 | 1/2 | 50 | | | | | 2 | | 2 | | | | | | | -8 | 2 | |
| 52 | GULEM Volkan | 2.0 | 12:31 | | | | | | | | | | | | | | | 1 | | | -1 | 0 | |
| Team / Coach | | | | | | | | | | | | 1 | 2 | 3 | | | | | | | | | |
| Totals | | | | 26/60 | 43 | 24/50 | 48 | 2/10 | 20 | 1/3 | 33 | 7 | 24 | 31 | 17 | 16 | 5 | 1 | 8 | 6 | -12 | 55 | |
| Coach | | AKIN Ahmet | | | | | | | | | | | | | | | | | | | | | |
| Assistant Coach | | KILIC Erdinc | | | | | | | | | | BUKEN Ozgur Emrah | | | | | | | | | | | |

JPN - Japan

| No. | Name | Sport Class | MIN | Field Goals | | 2 Points | | 3 Points | | Free Throws | | Rebounds | | | AS | TO | ST | BS | PF | FD | +/- | PTS |
|------------------------|---------------------|----------------|-------|-------------|----|----------|----|----------|----|-------------|---|----------|----|-----|----|----|----|----|----|----|-----|-----|
| | | | | M/A | % | M/A | % | M/A | % | M/A | % | OR | DR | TOT | | | | | | | | |
| *1 | TOYOSHIMA Akira (C) | 2.0 | 25:01 | 1/2 | 50 | 1/2 | 50 | | | | | | | 5 | 1 | | | | | | 7 | 2 |
| *2 | CHOKAI Renshi | 2.5 | 40:00 | 2/10 | 20 | 2/8 | 25 | 0/2 | 0 | | | 1 | 13 | 14 | 8 | 3 | 4 | | | 3 | 12 | 4 |
| *6 | KAWAHARA Rin | 1.5 | 21:14 | | | | | | | | | 2 | 1 | 3 | | | | 1 | 1 | -1 | 0 | |
| 7 | FURUSAWA Takuya | 3.0 | 14:59 | 3/9 | 33 | 3/8 | 38 | 0/1 | 0 | | | | 2 | 2 | 3 | 1 | | 1 | 2 | 5 | 6 | |
| 8 | AKAISHI Ryuga | 2.5 | 33:45 | 1/5 | 20 | 1/5 | 20 | | | | | 1 | 2 | 3 | 5 | 2 | | 1 | | 18 | 2 | |
| 10 | MIYAJIMA Tetsuya | 4.0 | DNP | | | | | | | | | | | | | | | | | | | |
| 11 | FUJISAWA Kiyoshi | 2.0 | DNP | | | | | | | | | | | | | | | | | | | |
| *13 | FUJIMOTO Reo | 4.5 | 21:14 | 9/18 | 50 | 8/15 | 53 | 1/3 | 33 | | | 2 | 3 | 5 | | 2 | 2 | | | 1 | -1 | 19 |
| 21 | TAKAMATSU Yoshinobu | 4.0 | DNP | | | | | | | | | | | | | | | | | | | |
| *25 | AKITA Kei | 3.5 | 25:01 | 6/8 | 75 | 6/7 | 86 | 0/1 | 0 | | | 1 | 3 | 4 | | 2 | 1 | 3 | | 7 | 12 | |
| 26 | IWAI Takayoshi | 1.0 | DNP | | | | | | | | | | | | | | | | | | | |
| 55 | KOZAI Hiroaki | 3.5 | 18:46 | 10/15 | 67 | 8/12 | 67 | 2/3 | 67 | | | | 1 | 1 | 2 | | 1 | | | 1 | 13 | 22 |
| Team / Coach | | | | | | | | | | | | 2 | 2 | 4 | | | | | | | | |
| Totals | | | | 32/67 | 48 | 29/57 | 51 | 3/10 | 30 | | | 9 | 27 | 36 | 23 | 12 | 8 | | 6 | 8 | 12 | 67 |
| Coach | | KYOYA Kazuyuki | | | | | | | | | | | | | | | | | | | | |
| Assistant Coach | | OIKAWA Shimpei | | | | | | | | | | | | | | | | | | | | |

| | TUR | JPN |
|-----------------------|----------------|----------------|
| Points from Turnovers | 14 | 20 |
| Points in the Paint | 34 (17/30) 57% | 38 (19/30) 63% |
| Second Chance Points | 6 | 6 |
| Fast Break Points | 4 | 16 |
| Bench Points | 10 | 30 |

| | TUR | JPN |
|---------------------|-------------|-------------|
| Biggest Lead | 8 | 12 |
| Biggest Scoring Run | 10-0 (10-2) | 8-0 (21-26) |
| Lead Changes | | 8 |
| Times Tied | | 3 |
| Time Leading | 20:28 | 17:03 |

| Legend: | | | |
|---------|---------------------|-----|--------------------|
| % | Shooting Percentage | (C) | Captain |
| BS | Blocked Shots | DNP | Did Not Play |
| MIN | Minutes Played | No. | Uniform Number |
| Qx | Quarter Time | ST | Steals |
| * | Game Starters | DR | Defensive Rebounds |
| +/- | Plus-Minus | OR | Offensive Rebounds |
| AS | Assists | PF | Fouls |
| M/A | Made / Attempts | TOT | Total Rebounds |
| PTS | Points | | |



Results

結果

Game 49

AUS 69 vs 70 GBR
(27-12, 11-13, 17-25, 14-20)

Game Duration: 1:37

Referee: GAUTHIER Sebastien

Commissioner: MAGALLANES Juan

Umpires: HSIEH Shu-Fei; REHLING Carsten

| Scoring by 5 min intervals: | AUS | Q1 | | Q2 | | Q3 | | Q4 | |
|-----------------------------|-----|-----|----|----|----|----|----|----|----|
| | | GBR | | | | | | | |
| | | 13 | 27 | 33 | 38 | 42 | 55 | 61 | 69 |
| | | 9 | 12 | 16 | 25 | 37 | 50 | 58 | 70 |

AUS - Australia

| No. | Name | Sport Class | MIN | Field Goals | | 2 Points | | 3 Points | | Free Throws | | Rebounds | | | AS | TO | ST | BS | PF | FD | +/- | PTS | |
|-----------------|--------------------|--------------|-------|-------------|-----|----------|-----|----------|----|-------------|-----|--------------|----|-----|----|----|----|----|----|----|-----|-----------|--|
| | | | | M/A | % | M/A | % | M/A | % | M/A | % | OR | DR | TOT | | | | | | | | | |
| 1 | WHITE Samuel | 1.0 | 11:12 | | | | | | | | | | | | | | | | | | | | |
| 2 | TYNDALL Jeremy | 1.5 | 5:33 | 0/1 | 0 | 0/1 | 0 | | | | | 1 | 1 | | | | | | | | | 0 | |
| *5 | LATHAM Bill | 4.0 | 32:58 | 3/11 | 27 | 3/11 | 27 | | | | | | 10 | 10 | 5 | 3 | | 2 | 4 | | | 3 | |
| 6 | STIBNERS Brett | 4.0 | DNP | | | | | | | | | | | | | | | | | | | | |
| *7 | NORRIS Shaun (C) | 3.0 | 34:27 | 10/19 | 53 | 10/18 | 56 | 0/1 | 0 | 1/4 | 25 | 3 | 4 | 7 | 8 | | 2 | | 2 | 5 | -1 | 21 | |
| *8 | ROBINS Kim | 3.0 | 25:27 | 0/1 | 0 | 0/1 | 0 | | | | | | 5 | 5 | 2 | | | | 1 | 3 | -14 | 0 | |
| 9 | KNOWLES Tristan | 4.0 | 5:33 | 2/2 | 100 | 2/2 | 100 | | | 1/1 | 100 | | | | 3 | 1 | | | 2 | | | 5 | |
| *10 | BLAIR Jannik | 1.0 | 23:15 | 1/1 | 100 | 1/1 | 100 | | | | | | | 1 | 1 | 2 | | | 3 | | | 7 | |
| *11 | O'NEILL-THORNE Tom | 3.0 | 40:00 | 10/22 | 45 | 7/14 | 50 | 3/8 | 38 | | | | 5 | 5 | 8 | 4 | 1 | | 3 | 1 | -1 | 23 | |
| 12 | McSHANE Matthew | 1.5 | 5:33 | 2/3 | 67 | 2/3 | 67 | | | | | | | | | | | | 1 | | | 4 | |
| 15 | AUPRINCE Michael | 4.0 | 7:02 | 2/3 | 67 | 2/3 | 67 | | | 2/4 | 50 | 2 | 1 | 3 | 1 | | | | 1 | 2 | -4 | 6 | |
| 33 | McPHAIL John | 3.0 | 9:00 | 1/2 | 50 | 1/2 | 50 | | | | | | 2 | 2 | 2 | | | | | | | 2 | |
| Team / Coach | | | | | | | | | | | | 1 | | 1 | | | | | | | | | |
| Totals | | | | 31/65 | 48 | 28/56 | 50 | 3/9 | 33 | 4/9 | 44 | 7 | 27 | 34 | 28 | 11 | 5 | 2 | 18 | 11 | -1 | 69 | |
| Coach | | FRIDAY Craig | | | | | | | | | | | | | | | | | | | | | |
| Assistant Coach | | NESS Brad | | | | | | | | | | MIZENS Grant | | | | | | | | | | | |

GBR - Great Britain

| No. | Name | Sport Class | MIN | Field Goals | | 2 Points | | 3 Points | | Free Throws | | Rebounds | | | AS | TO | ST | BS | PF | FD | +/- | PTS | |
|-----------------|-----------------|-------------|-------|-------------|----|----------|----|----------|-----|-------------|-----|----------|----|-----|----|----|----|----|----|----|-----|-----------|--|
| | | | | M/A | % | M/A | % | M/A | % | M/A | % | OR | DR | TOT | | | | | | | | | |
| *4 | CHOUHRY Gaz | 4.0 | 30:13 | 11/17 | 65 | 10/15 | 67 | 1/2 | 50 | 5/5 | 100 | | 8 | 8 | 11 | 3 | 1 | | 2 | 5 | 12 | 28 | |
| 7 | BYWATER Terry | 4.5 | 5:52 | 1/6 | 17 | 1/3 | 33 | 0/3 | 0 | | | | 3 | 3 | | | | | | | | -8 | |
| *9 | BROWN Harrison | 2.5 | 34:06 | 0/5 | 0 | 0/4 | 0 | 0/1 | 0 | | | 2 | 3 | 5 | 2 | 1 | 1 | | 3 | 4 | | 0 | |
| *10 | JAMA Abdi | 1.0 | 33:43 | 2/4 | 50 | 2/4 | 50 | | | | | | 1 | 1 | 1 | 1 | | | 3 | | | 4 | |
| *12 | WARBURTON Gregg | 2.0 | 40:00 | 10/16 | 63 | 9/15 | 60 | 1/1 | 100 | 1/2 | 50 | 3 | 3 | 6 | 2 | 1 | 2 | | 2 | 2 | 1 | 22 | |
| 13 | SAGAR Ian (C) | 3.0 | 9:47 | 1/5 | 20 | 1/5 | 20 | | | 1/2 | 50 | | 2 | 2 | | | | | | 1 | -11 | 3 | |
| *14 | MANNING Lee | 4.5 | 34:08 | 5/14 | 36 | 5/14 | 36 | | | 1/7 | 14 | 6 | 8 | 14 | 1 | 2 | 1 | 1 | 3 | 5 | 9 | 11 | |
| 15 | FOX Ben | 3.5 | 5:54 | 0/1 | 0 | 0/1 | 0 | | | | | | | | 1 | | | | | 1 | -8 | 0 | |
| 16 | PALMER James | 1.0 | 2:24 | | | | | | | | | | | | | | | | | | | -2 | |
| 17 | MACSORLEY James | 2.0 | 3:53 | | | | | | | | | | | | | | | | | | | -3 | |
| 18 | BRIDGE Billy | 3.0 | DNP | | | | | | | | | | | | | | | | | | | | |
| 20 | EDWARDS Lewis | 3.0 | DNP | | | | | | | | | | | | | | | | | | | | |
| Team / Coach | | | | | | | | | | | | 1 | | 1 | | 3 | | | | | | | |
| Totals | | | | 30/68 | 44 | 28/61 | 46 | 2/7 | 29 | 8/16 | 50 | 12 | 28 | 40 | 18 | 11 | 5 | 1 | 13 | 18 | 1 | 70 | |
| Coach | | CHOUHRY Gaz | | | | | | | | | | | | | | | | | | | | | |
| Assistant Coach | | MANNING Lee | | | | | | | | | | | | | | | | | | | | | |

| | AUS | GBR |
|-----------------------|----------------|----------------|
| Points from Turnovers | 12 | 12 |
| Points in the Paint | 36 (18/35) 51% | 28 (14/27) 52% |
| Second Chance Points | 7 | 6 |
| Fast Break Points | 9 | 3 |
| Bench Points | 17 | 5 |

| | AUS | GBR |
|---------------------|-------------|--------------|
| Biggest Lead | 20 | 1 |
| Biggest Scoring Run | 9-0 (22-11) | 11-0 (38-29) |
| Lead Changes | | 3 |
| Times Tied | | 2 |
| Time Leading | 37:31 | 1:13 |

| Legend: | | | |
|---------|---------------------|-----|--------------------|
| % | Shooting Percentage | (C) | Captain |
| BS | Blocked Shots | DNP | Did Not Play |
| MIN | Minutes Played | No. | Uniform Number |
| Qx | Quarter Time | ST | Steals |
| * | Game Starters | DR | Defensive Rebounds |
| +/- | Plus-Minus | OR | Offensive Rebounds |
| AS | Assists | PF | Fouls |
| M/A | Made / Attempts | TOT | Total Rebounds |
| PTS | Points | | |



Results

結果

Game 50

ALG 25 vs 86 USA

(9-24, 4-23, 10-18, 2-21)

Game Duration: 1:20

Referee: TAHMASIAN Geghard

Commissioner: SCHOEMAN Andrew

Umpires: GAMEZ Mauricio; KOC Yekta Sansal

| Scoring by 5 min intervals: | ALG | Q1 | Q2 | Q3 | Q4 | USA |
|-----------------------------|-----|----|----|----|----|-----|
| | | 4 | 11 | 15 | 25 | 8 |
| | | 9 | 13 | 23 | 25 | 24 |
| | | 24 | 47 | 65 | 86 | |

ALG - Algeria

| No. | Name | Sport Class | MIN | Field Goals | | 2 Points | | 3 Points | | Free Throws | | Rebounds | | | AS | TO | ST | BS | PF | FD | +/- | PTS | |
|-----------------|-----------------------|------------------|-------|-------------|----|----------|----|----------|----|-------------|---|----------|----|-----|----|----|----|----|----|----|-----|-----|----|
| | | | | M/A | % | M/A | % | M/A | % | M/A | % | OR | DR | TOT | | | | | | | | | |
| *4 | BAGHRADJI Oussama | 1.5 | 7:22 | | | | | | | | | | | | | | | | | | | -8 | 0 |
| 5 | BENREDOUANE Abdennour | 4.0 | 16:27 | 0/5 | 0 | 0/3 | 0 | 0/2 | 0 | | | 1 | 1 | 1 | 2 | 2 | | 3 | 1 | | | -19 | 0 |
| 6 | BADRANE Ayoub | 2.5 | 16:27 | 2/4 | 50 | 2/3 | 67 | 0/1 | 0 | | | | | 1 | 1 | | | 2 | 1 | | | -19 | 4 |
| 7 | MANSOURI Rafik | 2.0 | 13:33 | 2/4 | 50 | 2/4 | 50 | | | | | 1 | 1 | | 2 | | | 1 | | | | -27 | 4 |
| *8 | ABASSI Mostefa | 2.5 | 13:53 | | | | | | | | | 1 | | 1 | | | | | | 1 | | -21 | 0 |
| 9 | GUEDOUN Nabil (C) | 4.0 | 13:33 | 0/7 | 0 | 0/5 | 0 | 0/2 | 0 | 0/2 | 0 | 2 | 2 | 4 | 1 | 1 | 1 | | 3 | | | -27 | 0 |
| 10 | BADACHE Hakim | 4.0 | 2:38 | 0/1 | 0 | 0/1 | 0 | | | | | 1 | 1 | | | | | 2 | | | | -7 | 0 |
| *11 | LADJADJAT Samir | 3.5 | 7:22 | 0/4 | 0 | 0/4 | 0 | | | | | 1 | 1 | 1 | 1 | 1 | | 1 | | | | -8 | 0 |
| 12 | ABBAD Abderraouf | 1.0 | 32:38 | 0/2 | 0 | 0/2 | 0 | | | | | 1 | | 1 | 1 | | | | | | | -53 | 0 |
| 13 | ZIDI Omar | 4.0 | 13:33 | 0/6 | 0 | 0/6 | 0 | | | | | 1 | 1 | | | | | 1 | | | | -27 | 0 |
| *14 | MEGUEDEDEM Abdelkarim | 3.0 | 36:07 | 2/6 | 33 | 2/5 | 40 | 0/1 | 0 | | | 6 | 6 | 1 | | | | 4 | 1 | | | -55 | 4 |
| *15 | AYACHE Bilel | 3.5 | 26:27 | 6/17 | 35 | 5/12 | 42 | 1/5 | 20 | | | 4 | 4 | 3 | 4 | 1 | | 2 | 1 | | | -34 | 13 |
| Team / Coach | | | | | | | | | | | | 1 | 1 | 2 | | 4 | | | | | | | |
| Totals | | | | 12/56 | 21 | 11/45 | 24 | 1/11 | 9 | 0/2 | 0 | 5 | 18 | 23 | 9 | 17 | 3 | 1 | 16 | 8 | | -61 | 25 |
| Coach | | BRAHIMI Mustapha | | | | | | | | | | | | | | | | | | | | | |
| Assistant Coach | | BENAZOUZ Boualem | | | | | | | | | | | | | | | | | | | | | |

USA - United States

| No. | Name | Sport Class | MIN | Field Goals | | 2 Points | | 3 Points | | Free Throws | | Rebounds | | | AS | TO | ST | BS | PF | FD | +/- | PTS | |
|-----------------|-----------------|--------------------------------|-------|-------------|----|----------|----|----------|----|-------------|-----|----------|----|-----|----|----|----|----|----|----|-----|-----|----|
| | | | | M/A | % | M/A | % | M/A | % | M/A | % | OR | DR | TOT | | | | | | | | | |
| 1 | SANCHEZ Jorge | 4.0 | 20:00 | 4/7 | 57 | 4/7 | 57 | | | 1/2 | 50 | 1 | 2 | 3 | 3 | 1 | | | 1 | 4 | | 27 | 9 |
| 2 | WILLIAMS Jacob | 2.5 | 16:06 | 6/10 | 60 | 5/8 | 63 | 1/2 | 50 | | | 2 | 5 | 7 | 5 | 1 | | | | 1 | | 27 | 13 |
| 4 | TUREK Joshua | 3.5 | 21:47 | 9/13 | 69 | 9/11 | 82 | 0/2 | 0 | 3/4 | 75 | 1 | 5 | 6 | 1 | 1 | 1 | | 1 | 3 | | 39 | 21 |
| *5 | PAYE Michael | 3.0 | 18:20 | 5/6 | 83 | 5/6 | 83 | | | | | | 3 | 3 | 6 | 2 | 3 | | | | | 28 | 10 |
| 6 | LESPERANCE Matt | 1.0 | 4:45 | | | | | | | | | 1 | 1 | | | | | | | | | 6 | 0 |
| *7 | NEISWENDER Ryan | 2.0 | 27:45 | 3/5 | 60 | 3/5 | 60 | | | | | 4 | 4 | 1 | | | | 2 | | | | 36 | 6 |
| *8 | BELL Brian | 4.5 | 7:22 | 2/4 | 50 | 2/4 | 50 | | | 1/1 | 100 | 1 | 1 | 2 | | | 1 | | | 1 | | 8 | 5 |
| 9 | SCOTT Matt | 3.5 | 21:40 | 7/12 | 58 | 6/10 | 60 | 1/2 | 50 | 1/5 | 20 | 2 | 7 | 9 | 6 | 3 | 3 | | 2 | 5 | | 33 | 16 |
| *11 | SERIO Steve (C) | 3.5 | 10:00 | 1/2 | 50 | 1/2 | 50 | | | | | | 3 | 3 | 6 | | | | | 1 | | 15 | 2 |
| 15 | HINZE Nate | 4.5 | 4:45 | 2/3 | 67 | 2/3 | 67 | | | | | 2 | 1 | 3 | 1 | | | | | | | 6 | 4 |
| 16 | JENIFER Trevon | 2.5 | 23:36 | | | | | | | | | 1 | 3 | 4 | 5 | 1 | 2 | | 1 | 1 | | 46 | 0 |
| *33 | BOIE John | 1.0 | 23:54 | 0/2 | 0 | 0/2 | 0 | | | | | | | | | | 1 | | 1 | | | 34 | 0 |
| Team / Coach | | | | | | | | | | | | 3 | 3 | | | | | | | | | | |
| Totals | | | | 39/64 | 61 | 37/58 | 64 | 2/6 | 33 | 6/12 | 50 | 10 | 38 | 48 | 34 | 9 | 11 | | 8 | 16 | | 61 | 86 |
| Coach | | LYKINS Ron | | | | | | | | | | | | | | | | | | | | | |
| Assistant Coach | | TAYLOR Robert SCHWAB Christina | | | | | | | | | | | | | | | | | | | | | |

| | ALG | USA |
|-----------------------|--------------|----------------|
| Points from Turnovers | | 19 |
| Points in the Paint | 8 (4/16) 25% | 44 (22/36) 61% |
| Second Chance Points | 2 | 14 |
| Fast Break Points | 2 | 11 |
| Bench Points | 8 | 63 |

| | ALG | USA |
|---------------------|-------------|--------------|
| Biggest Lead | | 61 |
| Biggest Scoring Run | 4-0 (19-59) | 16-0 (25-86) |
| Lead Changes | | |
| Times Tied | | |
| Time Leading | 0:00 | 39:22 |

| Legend: | | | |
|---------|---------------------|-----|--------------------|
| % | Shooting Percentage | (C) | Captain |
| BS | Blocked Shots | DR | Defensive Rebounds |
| No. | Uniform Number | OR | Offensive Rebounds |
| ST | Steals | TO | Turnovers |
| * | Game Starters | FD | Fouls Drawn |
| +/- | Plus-Minus | PF | Fouls |
| M/A | Made / Attempts | PTS | Points |
| AS | Assists | MIN | Minutes Played |
| Qx | Quarter Time | | |
| TOT | Total Rebounds | | |



Results

結果

Game 56

COL 70 vs 47 ALG (22-11, 11-15, 15-7, 22-14)

Game Duration: 1:36

Referee: HSIEH Shu-Fei

Commissioner: van MEURS Nathalie

Umpires: FRONCZAK Adam; VILLARD Celine

| Scoring by 5 min intervals: | COL | Q1 | Q2 | Q3 | Q4 | ALG |
|-----------------------------|-----|----|----|----|----|-----|
| | | 10 | 22 | 28 | 33 | 39 |
| | | 5 | 11 | 17 | 26 | 29 |
| | | | | | | 48 |
| | | | | | | 33 |
| | | | | | | 57 |
| | | | | | | 70 |
| | | | | | | 43 |
| | | | | | | 47 |

COL - Colombia

| No. | Name | Sport Class | MIN | Field Goals | | 2 Points | | 3 Points | | Free Throws | | Rebounds | | | AS | TO | ST | BS | PF | FD | +/- | PTS | |
|------------------------|------------------|---------------------------------------|-------|-------------|-----|----------|-----|----------|---|-------------|-----|----------|----|-----|----|----|----|----|----|----|-----|-----|--|
| | | | | M/A | % | M/A | % | M/A | % | M/A | % | OR | DR | TOT | | | | | | | | | |
| *3 | VEGA Raul | 1.0 | 26:21 | 1/1 | 100 | 1/1 | 100 | | | | | | 2 | 2 | | | | | 3 | | 10 | 2 | |
| 4 | GARCES Hector | 3.5 | 5:16 | 0/1 | 0 | 0/1 | 0 | | | | | | | | | 2 | | | | | -1 | 0 | |
| 5 | ALZATE Guillermo | 1.5 | 20:00 | 1/1 | 100 | 1/1 | 100 | | | | | | | 1 | | 1 | | | 2 | | 12 | 2 | |
| 9 | FLOREZ Andres | 1.0 | 3:43 | 1/2 | 50 | 1/2 | 50 | | | | | 1 | 1 | | | | | | | | 5 | 2 | |
| *10 | LEEP Jose | 3.0 | 22:27 | 2/6 | 33 | 2/3 | 67 | 0/3 | 0 | 2/4 | 50 | 1 | 3 | 4 | 6 | 2 | | | 1 | 3 | 14 | 6 | |
| *14 | DIAZ Daniel (C) | 4.5 | 31:50 | 6/13 | 46 | 6/12 | 50 | 0/1 | 0 | 2/2 | 100 | | 13 | 13 | 7 | 5 | 4 | | 2 | 2 | 24 | 14 | |
| 18 | ESCOBAR Juan | 3.5 | DNP | | | | | | | | | | | | | | | | | | | | |
| *19 | HERNANDEZ Jhon | 3.5 | 38:20 | 11/18 | 61 | 11/17 | 65 | 0/1 | 0 | 6/9 | 67 | 3 | 8 | 11 | 9 | 2 | | | 3 | 9 | 20 | 28 | |
| 20 | SANZ Nelson | 4.5 | 6:15 | 2/4 | 50 | 2/4 | 50 | | | 1/3 | 33 | | 2 | 2 | | | | | 1 | 2 | -1 | 5 | |
| *23 | VARGAS Jhoan | 2.0 | 29:56 | 4/12 | 33 | 4/12 | 33 | | | 1/2 | 50 | 1 | 2 | 3 | 4 | | 1 | | 2 | 4 | 19 | 9 | |
| 30 | PEREZ Rodrigo | 4.0 | 1:55 | | | | | | | | | | | | | 1 | 1 | | 1 | | 0 | 0 | |
| 33 | GRANADOS Joymar | 2.5 | 13:57 | 1/2 | 50 | 1/2 | 50 | | | | | 1 | | 1 | 2 | 1 | 1 | | | 1 | 13 | 2 | |
| Team / Coach | | | | | | | | | | | | 3 | 3 | 6 | | 2 | | | | | | | |
| Totals | | | | 29/60 | 48 | 29/55 | 53 | 0/5 | 0 | 12/20 | 60 | 9 | 34 | 43 | 29 | 13 | 10 | | 15 | 21 | 23 | 70 | |
| Coach | | DO NASCIMENTO CARDOSO Ana Lucia (BRA) | | | | | | | | | | | | | | | | | | | | | |
| Assistant Coach | | WELL de LAS SALAS Elkin Alfonso | | | | | | | | | | | | | | | | | | | | | |

ALG - Algeria

| No. | Name | Sport Class | MIN | Field Goals | | 2 Points | | 3 Points | | Free Throws | | Rebounds | | | AS | TO | ST | BS | PF | FD | +/- | PTS |
|------------------------|-----------------------|------------------|-------|-------------|-----|----------|-----|----------|----|-------------|----|----------|----|-----|----|----|----|----|----|----|-----|-----|
| | | | | M/A | % | M/A | % | M/A | % | M/A | % | OR | DR | TOT | | | | | | | | |
| 4 | BAGHRADJI Oussama | 1.5 | DNP | | | | | | | | | | | | | | | | | | | |
| 5 | BENREDOUANE Abdennour | 4.0 | 8:45 | 2/2 | 100 | 2/2 | 100 | | | | | 2 | 2 | | 3 | 1 | | | 3 | | -4 | 4 |
| 6 | BADRANE Ayoub | 2.5 | 27:54 | 3/9 | 33 | 3/8 | 38 | 0/1 | 0 | 1/2 | 50 | 2 | 2 | 2 | 1 | 4 | | | 2 | 1 | -10 | 7 |
| *7 | MANSOURI Rafik | 2.0 | 12:06 | 0/3 | 0 | 0/2 | 0 | 0/1 | 0 | | | 1 | 1 | 2 | | | | | 2 | 1 | -13 | 0 |
| 8 | ABASSI Mostefa | 2.5 | DNP | | | | | | | | | | | | | | | | | | | |
| *9 | GUEDOUN Nabil (C) | 4.0 | 17:50 | 1/11 | 9 | 1/8 | 13 | 0/3 | 0 | | | 2 | 3 | 5 | 4 | 1 | 1 | | 4 | 2 | -16 | 2 |
| 10 | BADACHE Hakim | 4.0 | DNP | | | | | | | | | | | | | | | | | | | |
| 11 | LADJADJAT Samir | 3.5 | 9:01 | 0/3 | 0 | 0/3 | 0 | | | | | | 1 | 1 | | | | | | | -14 | 0 |
| *12 | ABBAD Abderraouf | 1.0 | 40:00 | | | | | | | | | 2 | 2 | | 1 | 2 | | | 3 | 1 | -23 | 0 |
| *13 | ZIDI Omar | 4.0 | 19:03 | 2/7 | 29 | 2/7 | 29 | | | 1/4 | 25 | 1 | 7 | 8 | 5 | 2 | | | 1 | 3 | -8 | 5 |
| *14 | MEGUEDEDEM Abdelkarim | 3.0 | 33:32 | 3/5 | 60 | 3/5 | 60 | | | 3/4 | 75 | 1 | 2 | 3 | | 2 | 1 | | 2 | 4 | -15 | 9 |
| 15 | AYACHE Bilel | 3.5 | 31:49 | 8/20 | 40 | 6/14 | 43 | 2/6 | 33 | 2/3 | 67 | | 9 | 9 | 4 | 4 | | | 4 | 2 | -12 | 20 |
| Team / Coach | | | | | | | | | | | | 1 | 1 | | | | | | | | | |
| Totals | | | | 19/60 | 32 | 17/49 | 35 | 2/11 | 18 | 7/13 | 54 | 9 | 26 | 35 | 14 | 15 | 6 | 1 | 21 | 14 | -23 | 47 |
| Coach | | BRAHIMI Mustapha | | | | | | | | | | | | | | | | | | | | |
| Assistant Coach | | BENAZOUZ Boualem | | | | | | | | | | | | | | | | | | | | |

| | COL | ALG |
|-----------------------|----------------|---------------|
| Points from Turnovers | 17 | 3 |
| Points in the Paint | 42 (21/35) 60% | 16 (8/22) 36% |
| Second Chance Points | 7 | 8 |
| Fast Break Points | 12 | 3 |
| Bench Points | 11 | 31 |

| | COL | ALG |
|---------------------|-------------|-------------|
| Biggest Lead | 25 | |
| Biggest Scoring Run | 12-0 (22-7) | 7-0 (33-27) |
| Lead Changes | | |
| Times Tied | | 1 |
| Time Leading | 38:10 | 0:00 |

| Legend: | | | |
|---------|---------------------|-----|--------------------|
| % | Shooting Percentage | (C) | Captain |
| BS | Blocked Shots | DNP | Did Not Play |
| MIN | Minutes Played | No. | Uniform Number |
| Qx | Quarter Time | ST | Steals |
| * | Game Starters | DR | Defensive Rebounds |
| | | OR | Offensive Rebounds |
| | | TO | Turnovers |
| +/- | Plus-Minus | FD | Fouls Drawn |
| | | PF | Fouls |
| AS | Assists | TOT | Total Rebounds |
| M/A | Made / Attempts | | |
| PTS | Points | | |



Results

結果

Game 58

USA 52 vs 45 TUR (11-18, 14-8, 10-6, 17-13)

Game Duration: 1:37

Referee: MATHIAS Gustavo

Commissioner: COSSAER Dirk

Umpires: PEIC Krunoslav; LAPOINTE Alexandre

| Scoring by 5 min intervals: | | Q1 | | Q2 | | Q3 | | Q4 | |
|-----------------------------|--|----|----|----|----|----|----|----|----|
| USA | | 7 | 11 | 17 | 25 | 31 | 35 | 43 | 52 |
| TUR | | 6 | 18 | 24 | 26 | 26 | 32 | 36 | 45 |

USA - United States

| No. | Name | Sport Class | MIN | Field Goals | | 2 Points | | 3 Points | | Free Throws | | Rebounds | | | AS | TO | ST | BS | PF | FD | +/- | PTS |
|-----------------|-----------------|---------------|-------|-------------|----|----------|----|----------|----|-------------|-----|------------------|----|-----|----|----|----|----|----|----|-----|-----|
| | | | | M/A | % | M/A | % | M/A | % | M/A | % | OR | DR | TOT | | | | | | | | |
| 1 | SANCHEZ Jorge | 4.0 | DNP | | | | | | | | | | | | | | | | | | | |
| 2 | WILLIAMS Jacob | 2.5 | 20:45 | 3/16 | 19 | 3/14 | 21 | 0/2 | 0 | 3/4 | 75 | 2 | 2 | 3 | 1 | 1 | | 3 | 3 | 2 | 9 | |
| 4 | TUREK Joshua | 3.5 | 11:44 | 3/7 | 43 | 3/7 | 43 | | | 2/2 | 100 | | | | 1 | | | 2 | 1 | 10 | 8 | |
| *5 | PAYE Michael | 3.0 | 7:35 | 0/3 | 0 | 0/3 | 0 | | | | | | | 1 | | | | | | -3 | 0 | |
| 6 | LESPERANCE Matt | 1.0 | 1:31 | | | | | | | | | | | | | | | | | -2 | 0 | |
| *7 | NEISWENDER Ryan | 2.0 | 7:53 | 0/3 | 0 | 0/3 | 0 | | | | | 1 | 1 | | | | | | | 0 | 0 | |
| *8 | BELL Brian | 4.5 | 26:25 | 9/12 | 75 | 9/12 | 75 | | | 0/1 | 0 | 2 | 1 | 3 | 2 | 1 | | 2 | 2 | -4 | 18 | |
| 9 | SCOTT Matt | 3.5 | 21:16 | 1/7 | 14 | 1/4 | 25 | 0/3 | 0 | 2/2 | 100 | 1 | 4 | 5 | 3 | 1 | 1 | 1 | 3 | 11 | 4 | |
| *11 | SERIO Steve (C) | 3.5 | 30:46 | 5/11 | 45 | 4/9 | 44 | 1/2 | 50 | | | 1 | 8 | 9 | 10 | | 2 | 3 | 5 | 7 | 11 | |
| 15 | HINZE Nate | 4.5 | 1:31 | | | | | | | | | | 2 | 2 | | | | | | 1 | -2 | 0 |
| 16 | JENIFER Trevon | 2.5 | 32:25 | 1/2 | 50 | 1/2 | 50 | | | | | 2 | 3 | 5 | 1 | 3 | | 2 | 1 | 10 | 2 | |
| *33 | BOIE John | 1.0 | 38:09 | 0/2 | 0 | 0/2 | 0 | | | | | | | | | | | 1 | 1 | 6 | 0 | |
| Team / Coach | | | | | | | | | | | | | 6 | 6 | | | | | | | | |
| Totals | | | | 22/63 | 35 | 21/56 | 38 | 1/7 | 14 | 7/9 | 78 | 6 | 27 | 33 | 20 | 4 | 7 | 1 | 14 | 17 | 7 | 52 |
| Coach | | LYKINS Ron | | | | | | | | | | | | | | | | | | | | |
| Assistant Coach | | TAYLOR Robert | | | | | | | | | | SCHWAB Christina | | | | | | | | | | |

TUR - Turkey

| No. | Name | Sport Class | MIN | Field Goals | | 2 Points | | 3 Points | | Free Throws | | Rebounds | | | AS | TO | ST | BS | PF | FD | +/- | PTS |
|-----------------|--------------------|--------------|-------|-------------|-----|----------|-----|----------|----|-------------|----|-------------------|----|-----|----|----|----|----|----|-----|-----|-----|
| | | | | M/A | % | M/A | % | M/A | % | M/A | % | OR | DR | TOT | | | | | | | | |
| *3 | ACAR Deniz | 2.5 | 11:56 | 0/1 | 0 | 0/1 | 0 | | | | | 1 | 1 | | 1 | 1 | | | | 1 | 0 | |
| *5 | GURBULAK Ozgur (C) | 4.0 | 40:00 | 8/15 | 53 | 7/10 | 70 | 1/5 | 20 | 4/5 | 80 | 12 | 12 | 4 | 5 | | | 1 | 7 | -7 | 21 | |
| 6 | GUNAYDIN Mucahit | 4.0 | 1:19 | 0/1 | 0 | 0/1 | 0 | | | | | | | | | | | | | -2 | 0 | |
| 7 | EFETURK Ahmet | 4.0 | 22:58 | 2/8 | 25 | 2/8 | 25 | | | 0/4 | 0 | 1 | 6 | 7 | 2 | 4 | 1 | 3 | 3 | -8 | 4 | |
| *9 | TOPRAK Ugur | 3.0 | 32:24 | 3/11 | 27 | 2/9 | 22 | 1/2 | 50 | | | 1 | 7 | 8 | 7 | 2 | | 3 | 1 | -3 | 7 | |
| *10 | AR Ismail | 1.5 | 17:17 | 1/1 | 100 | 1/1 | 100 | | | 1/2 | 50 | 1 | 1 | | 1 | | | 2 | 1 | 1 | 3 | |
| 11 | GUNDOGDU Fikri | 1.0 | DNP | | | | | | | | | | | | | | | | | | | |
| 15 | SAYAK Selim | 2.5 | 12:33 | 0/1 | 0 | 0/1 | 0 | | | 0/2 | 0 | 4 | 4 | | 2 | | | 2 | 1 | -2 | 0 | |
| *35 | GUMUS Ferit | 3.0 | 18:56 | 4/5 | 80 | 4/5 | 80 | | | | | 4 | 4 | | | | | | | 1 | 8 | |
| 36 | TOPTAS Samet | 4.5 | DNP | | | | | | | | | | | | | | | | | | | |
| 47 | AKSOY Ridvan | 1.0 | 24:17 | 1/2 | 50 | 1/2 | 50 | | | | | | | | | | | 3 | 1 | -10 | 2 | |
| 52 | GULEM Volkan | 2.0 | 18:20 | 0/3 | 0 | 0/3 | 0 | | | | | | | | | | | 3 | | -6 | 0 | |
| Team / Coach | | | | | | | | | | | | 1 | 1 | | 2 | | | | | | | |
| Totals | | | | 19/48 | 40 | 17/41 | 41 | 2/7 | 29 | 5/13 | 38 | 3 | 35 | 38 | 13 | 17 | 2 | | 17 | 14 | -7 | 45 |
| Coach | | AKIN Ahmet | | | | | | | | | | | | | | | | | | | | |
| Assistant Coach | | KILIC Erdinc | | | | | | | | | | BUKEN Ozgur Emrah | | | | | | | | | | |

| | USA | TUR |
|-----------------------|----------------|---------------|
| Points from Turnovers | 14 | 2 |
| Points in the Paint | 20 (10/22) 45% | 18 (9/19) 47% |
| Second Chance Points | 9 | 2 |
| Fast Break Points | 2 | 6 |
| Bench Points | 23 | 6 |

| | USA | TUR |
|---------------------|-------------|------------|
| Biggest Lead | 7 | 9 |
| Biggest Scoring Run | 8-0 (25-24) | 8-0 (7-12) |
| Lead Changes | | 5 |
| Times Tied | | 1 |
| Time Leading | 21:16 | 17:20 |

| Legend: | | | |
|---------|---------------------|-----|--------------------|
| % | Shooting Percentage | (C) | Captain |
| BS | Blocked Shots | DNP | Did Not Play |
| MIN | Minutes Played | No. | Uniform Number |
| Qx | Quarter Time | ST | Steals |
| * | Game Starters | DR | Defensive Rebounds |
| +/- | Plus-Minus | OR | Offensive Rebounds |
| AS | Assists | PF | Fouls |
| M/A | Made / Attempts | TOT | Total Rebounds |
| PTS | Points | | |



Results

結果

Game 57

ESP 71 vs 68 GER

(21-19, 19-15, 14-14, 17-20)

Game Duration: 1:42

Referee: QUINTANA Matias

Commissioner: MAGALLANES Juan

Umpires: RADYKAS Linas; NIKAIDO Shunsuke

| Scoring by 5 min intervals: | ESP | Q1 | Q2 | Q3 | Q4 | GER |
|-----------------------------|-----|-------|-------|-------|-------|-----|
| | | 10 21 | 30 40 | 46 54 | 57 71 | |
| | | 9 19 | 26 34 | 42 48 | 54 68 | |

ESP - Spain

| No. | Name | Sport Class | MIN | Field Goals | | 2 Points | | 3 Points | | Free Throws | | Rebounds | | | AS | TO | ST | BS | PF | FD | +/- | PTS | |
|-----------------|------------------------------|--------------------------|-------|-------------|-----|----------|-----|----------|----|-------------|----|------------------------|----|-----|----|----|----|----|----|----|-----|-----|----|
| | | | | M/A | % | M/A | % | M/A | % | M/A | % | OR | DR | TOT | | | | | | | | | |
| *5 | STIX SOTO Daniel | 1.5 | 34:57 | 0/1 | 0 | 0/1 | 0 | | | 1/2 | 50 | | 1 | 1 | | 1 | | | 2 | 3 | 1 | 1 | |
| 7 | ZARZUELA BELTRAN Pablo Jesus | 3.0 | 8:52 | 1/1 | 100 | 1/1 | 100 | | | | | | 1 | 1 | | | | | | | 3 | 2 | |
| 8 | SANCHEZ LARA Francisco | 1.0 | 8:17 | 0/1 | 0 | 0/1 | 0 | | | | | | | | 1 | | | | 1 | | 4 | 0 | |
| *9 | ZARZUELA BELTRAN Alejandro | 3.0 | 35:31 | 5/12 | 42 | 5/12 | 42 | | | 1/2 | 50 | 5 | 4 | 9 | | 1 | | | 3 | 1 | 1 | 11 | |
| 10 | DIALLO DIOUF Amadou | 3.0 | 12:56 | 3/5 | 60 | 3/5 | 60 | | | | | 3 | | 3 | | | | | | | 0 | 6 | |
| *11 | RUIZ JORDAN Jordi | 2.5 | 30:12 | 9/16 | 56 | 7/11 | 64 | 2/5 | 40 | 4/6 | 67 | | 3 | 3 | 2 | 4 | 1 | | 2 | 5 | 1 | 24 | |
| *13 | GARCIA PEREIRO Asier (C) | 4.0 | 38:29 | 8/22 | 36 | 7/18 | 39 | 1/4 | 25 | 2/3 | 67 | 1 | 15 | 16 | 13 | 5 | | | 4 | 7 | 3 | 19 | |
| 14 | MOURIZ DOPICO David | 2.5 | 1:31 | 0/1 | 0 | 0/1 | 0 | | | | | | | | | | | | | | 0 | 0 | |
| 16 | ONRUBIA GONZALEZ Oscar | 1.5 | 1:31 | | | | | | | | | | | | | | | | | | -2 | 0 | |
| 24 | ORTEGA LAFUENTE Ignacio | 4.0 | 6:16 | 2/3 | 67 | 2/3 | 67 | | | | | 1 | 1 | 2 | | | | | | 1 | 0 | 4 | |
| *28 | LORENZO DIAZ Manuel | 3.0 | 21:28 | 2/3 | 67 | 2/3 | 67 | | | | | 1 | | 1 | | | | | 3 | | 4 | 4 | |
| 51 | ALEJOS ALONSO Agustin | 4.5 | DNP | | | | | | | | | | | | | | | | | | | | |
| Team / Coach | | | | | | | | | | | | 3 | 5 | 8 | | 2 | | | | | | | |
| Totals | | | | 30/65 | 46 | 27/56 | 48 | 3/9 | 33 | 8/13 | 62 | 14 | 30 | 44 | 16 | 12 | 2 | | | 15 | 17 | 3 | 71 |
| Coach | | TRIGO DIEZ Oscar | | | | | | | | | | | | | | | | | | | | | |
| Assistant Coach | | LOPEZ MARTINEZ Francisco | | | | | | | | | | CARVAJAL PICHEL Javier | | | | | | | | | | | |

GER - Germany

| No. | Name | Sport Class | MIN | Field Goals | | 2 Points | | 3 Points | | Free Throws | | Rebounds | | | AS | TO | ST | BS | PF | FD | +/- | PTS | |
|-----------------|---------------------|-------------------|-------|-------------|----|----------|----|----------|----|-------------|-----|----------|----|-----|----|----|----|----|----|----|-----|-----|----|
| | | | | M/A | % | M/A | % | M/A | % | M/A | % | OR | DR | TOT | | | | | | | | | |
| 4 | SCHORP Phillip | 1.0 | DNP | | | | | | | | | | | | | | | | | | | | |
| *5 | DREIMUELLER Nico | 2.0 | 33:36 | 3/6 | 50 | 2/4 | 50 | 1/2 | 50 | 2/2 | 100 | 1 | 2 | 3 | 6 | 1 | 2 | 1 | 3 | 2 | 1 | 9 | |
| 6 | GUENTNER Matthias | 4.5 | 6:38 | 0/2 | 0 | 0/2 | 0 | | | | | | | | | | | | 1 | | -5 | 0 | |
| *7 | HUBER Christopher | 1.0 | 31:34 | 2/3 | 67 | 2/3 | 67 | | | | | 1 | | 1 | | 1 | 1 | | 3 | | -9 | 4 | |
| *8 | BIENEK Andre | 3.0 | 29:31 | 4/11 | 36 | 3/5 | 60 | 1/6 | 17 | 4/5 | 80 | 2 | 4 | 6 | 4 | 2 | | | 4 | 4 | -3 | 13 | |
| 9 | HELL Tobias | 1.0 | DNP | | | | | | | | | | | | | | | | | | | | |
| 10 | HALLER Jan (C) | 2.0 | 6:24 | 1/3 | 33 | 1/3 | 33 | | | | | 1 | | 1 | | | | | | | -4 | 2 | |
| 11 | SADLER Jan | 3.0 | 8:26 | 2/3 | 67 | 2/3 | 67 | | | | | | | | 1 | | | | 1 | | 6 | 4 | |
| 12 | ALBRECHT Jens Eicke | 3.0 | 18:55 | 5/9 | 56 | 5/9 | 56 | | | 1/3 | 33 | 2 | 3 | 5 | | 1 | 1 | 1 | 3 | 3 | 6 | 11 | |
| *13 | BOEHME Thomas | 3.0 | 40:00 | 7/20 | 35 | 7/18 | 39 | 0/2 | 0 | 2/4 | 50 | 1 | 7 | 8 | 7 | 2 | 1 | | 1 | 3 | -3 | 16 | |
| *14 | HALOUSKI Aliaksandr | 4.5 | 24:56 | 4/9 | 44 | 3/6 | 50 | 1/3 | 33 | | | | 5 | 5 | 8 | | 1 | | 2 | 1 | -4 | 9 | |
| 15 | BESTWICK Joseph | 4.5 | DNP | | | | | | | | | | | | | | | | | | | | |
| Team / Coach | | | | | | | | | | | | 1 | 1 | 2 | | | | | | | 1 | | |
| Totals | | | | 28/66 | 42 | 25/53 | 47 | 3/13 | 23 | 9/14 | 64 | 9 | 22 | 31 | 26 | 7 | 6 | 2 | | 19 | 13 | -3 | 68 |
| Coach | | ZELTINGER Nicolai | | | | | | | | | | | | | | | | | | | | | |
| Assistant Coach | | KLUCK Martin | | | | | | | | | | | | | | | | | | | | | |

| | ESP | GER |
|-----------------------|----------------|----------------|
| Points from Turnovers | 9 | 9 |
| Points in the Paint | 38 (19/35) 54% | 30 (15/27) 56% |
| Second Chance Points | 15 | 2 |
| Fast Break Points | | 6 |
| Bench Points | 12 | 17 |

| | ESP | GER |
|---------------------|-----------|-----------|
| Biggest Lead | 8 | 7 |
| Biggest Scoring Run | 8-0 (8-7) | 7-0 (0-7) |
| Lead Changes | | 7 |
| Times Tied | | 1 |
| Time Leading | 34:35 | 4:44 |

| Legend: | | | |
|---------|---------------------|-----|--------------------|
| % | Shooting Percentage | (C) | Captain |
| BS | Blocked Shots | DNP | Did Not Play |
| MIN | Minutes Played | No. | Uniform Number |
| Qx | Quarter Time | ST | Steals |
| * | Game Starters | DR | Defensive Rebounds |
| +/- | Plus-Minus | OR | Offensive Rebounds |
| AS | Assists | PF | Fouls |
| M/A | Made / Attempts | TOT | Total Rebounds |
| PTS | Points | | |



Results

結果

Game 60

GBR 66 vs 52 CAN
(14-16, 12-14, 16-13, 24-9)

Attendance: 190
Game Duration: 1:24

Referee: URUNUELA Juan

Commissioner: SCHOEMAN Andrew

Umpires: ZAMPONI Maurizio; REHLING Carsten

| Scoring by 5 min intervals: | GBR CAN | Q1 | | Q2 | | Q3 | | Q4 | |
|-----------------------------|------------|----|----|----|----|----|----|----|----|
| | | 8 | 14 | 22 | 26 | 32 | 42 | 57 | 66 |
| | | 6 | 16 | 20 | 30 | 38 | 43 | 48 | 52 |

GBR - Great Britain

| No. | Name | Sport Class | MIN | Field Goals | | 2 Points | | 3 Points | | Free Throws | | Rebounds | | | AS | TO | ST | BS | PF | FD | +/- | PTS |
|-----------------|-----------------|--------------|-------|-------------|-----|----------|-----|----------|----|-------------|----|----------|----|-----|----|----|----|----|----|----|-----|-----|
| | | | | M/A | % | M/A | % | M/A | % | M/A | % | OR | DR | TOT | | | | | | | | |
| *4 | CHOUDHRY Gaz | 4.0 | 37:09 | 10/26 | 38 | 9/22 | 41 | 1/4 | 25 | | | 1 | 9 | 10 | 14 | 3 | | | | 4 | 18 | 21 |
| 7 | BYWATER Terry | 4.5 | 2:51 | 1/3 | 33 | 1/3 | 33 | | | | | | | | | | | | | | -4 | 2 |
| *9 | BROWN Harrison | 2.5 | 37:09 | 2/2 | 100 | 2/2 | 100 | | | | | 2 | 2 | 1 | 1 | | 1 | 2 | 4 | 18 | 4 | |
| *10 | JAMA Abdi | 1.0 | 22:09 | 3/9 | 33 | 3/9 | 33 | | | | | 1 | 1 | 3 | 3 | | | 1 | 1 | -2 | 6 | |
| *12 | WARBURTON Gregg | 2.0 | 40:00 | 8/13 | 62 | 8/13 | 62 | | | | | 2 | 3 | 5 | 4 | | | | 1 | 14 | 16 | |
| 13 | SAGAR Ian (C) | 3.0 | 2:51 | 0/2 | 0 | 0/2 | 0 | | | | | | | | | | | | | -4 | 0 | |
| *14 | MANNING Lee | 4.5 | 37:09 | 8/12 | 67 | 8/12 | 67 | | | 1/2 | 50 | 2 | 17 | 19 | | | | 2 | 2 | 18 | 17 | |
| 15 | FOX Ben | 3.5 | 2:51 | | | | | | | | | | 1 | 1 | 1 | | | | 1 | -4 | 0 | |
| 16 | PALMER James | 1.0 | 17:51 | 0/1 | 0 | 0/1 | 0 | | | | | | 1 | 1 | | 1 | | 2 | | 16 | 0 | |
| 17 | MACSORLEY James | 2.0 | DNP | | | | | | | | | | | | | | | | | | | |
| 18 | BRIDGE Billy | 3.0 | DNP | | | | | | | | | | | | | | | | | | | |
| 20 | EDWARDS Lewis | 3.0 | DNP | | | | | | | | | | | | | | | | | | | |
| Team / Coach | | | | | | | | | | | | | 3 | 3 | | 1 | | | | | | |
| Totals | | | | 32/68 | 47 | 31/64 | 48 | 1/4 | 25 | 1/2 | 50 | 5 | 37 | 42 | 23 | 9 | | 1 | 8 | 12 | 14 | 66 |
| Coach | | CHOUDHRY Gaz | | | | | | | | | | | | | | | | | | | | |
| Assistant Coach | | MANNING Lee | | | | | | | | | | | | | | | | | | | | |

CAN - Canada

| No. | Name | Sport Class | MIN | Field Goals | | 2 Points | | 3 Points | | Free Throws | | Rebounds | | | AS | TO | ST | BS | PF | FD | +/- | PTS |
|-----------------|-------------------|----------------------|-------|-------------|----|----------|----|----------|----|-------------|-----|----------------|----|-----|----|----|----|----|----|-----|-----|-----|
| | | | | M/A | % | M/A | % | M/A | % | M/A | % | OR | DR | TOT | | | | | | | | |
| *4 | GONCIN Nikola | 4.5 | 28:32 | 3/12 | 25 | 3/10 | 30 | 0/2 | 0 | | | | 7 | 7 | 7 | 1 | 1 | | 3 | 2 | -14 | 6 |
| 5 | GREEN Deion | 3.5 | DNP | | | | | | | | | | | | | | | | | | | |
| *6 | HEDGES Robert (C) | 2.5 | 38:05 | 3/13 | 23 | 3/13 | 23 | | | 2/2 | 100 | | 3 | 3 | 3 | 1 | 2 | | 1 | -14 | 8 | |
| 7 | DALLAIRE Vincent | 1.5 | DNP | | | | | | | | | | | | | | | | | | | |
| 8 | MUTWARE Blaise | 3.5 | DNP | | | | | | | | | | | | | | | | | | | |
| 9 | HIGGINS Colin | 4.5 | 11:28 | 4/11 | 36 | 4/8 | 50 | 0/3 | 0 | | | 1 | 1 | 2 | 1 | | | 1 | | 0 | 8 | |
| *10 | MELYMICK Lee | 1.0 | 26:14 | 4/7 | 57 | 4/7 | 57 | | | | | 1 | 1 | 1 | | | | 3 | | -5 | 8 | |
| 11 | JASSMAN Chad | 1.5 | 7:05 | 0/1 | 0 | 0/1 | 0 | | | | | | | | | | | | | -5 | 0 | |
| *12 | ANDERSON Patrick | 4.5 | 40:00 | 10/21 | 48 | 9/15 | 60 | 1/6 | 17 | 1/4 | 25 | 1 | 16 | 17 | 7 | | 1 | 1 | 5 | -14 | 22 | |
| 13 | VERMETTE Jonathan | 1.0 | 13:46 | | | | | | | | | | 1 | 1 | | 1 | | | | -9 | 0 | |
| *14 | MILLER Tyler | 1.5 | 32:55 | | | | | | | | | | | | | | | 4 | | -9 | 0 | |
| 15 | OSTEPCHUK Garrett | 2.0 | 1:55 | | | | | | | | | | 1 | 1 | | | | | | 0 | 0 | |
| Team / Coach | | | | | | | | | | | | | | | | 1 | | | | | | |
| Totals | | | | 24/65 | 37 | 23/54 | 43 | 1/11 | 9 | 3/6 | 50 | 2 | 30 | 32 | 20 | 6 | 4 | 1 | 12 | 8 | -14 | 52 |
| Coach | | FERIANI Matteo (ITA) | | | | | | | | | | | | | | | | | | | | |
| Assistant Coach | | JOHNSON Joey | | | | | | | | | | PALMER Nicolas | | | | | | | | | | |

| | GBR | CAN |
|-----------------------|----------------|---------------|
| Points from Turnovers | 4 | 8 |
| Points in the Paint | 26 (13/21) 62% | 12 (6/18) 33% |
| Second Chance Points | 9 | 2 |
| Fast Break Points | | 6 |
| Bench Points | 2 | 8 |

| | GBR | CAN |
|---------------------|--------------|-------------|
| Biggest Lead | 14 | 10 |
| Biggest Scoring Run | 10-0 (42-42) | 8-0 (32-42) |
| Lead Changes | | 4 |
| Times Tied | | 11 |
| Time Leading | 15:23 | 16:17 |

| Legend: | | | |
|---------|---------------------|-----|--------------------|
| % | Shooting Percentage | (C) | Captain |
| BS | Blocked Shots | DNP | Did Not Play |
| MIN | Minutes Played | No. | Uniform Number |
| Qx | Quarter Time | ST | Steals |
| * | Game Starters | DR | Defensive Rebounds |
| | | OR | Offensive Rebounds |
| | | TO | Turnovers |
| +/- | Plus-Minus | FD | Fouls Drawn |
| | | PF | Fouls |
| AS | Assists | TOT | Total Rebounds |
| M/A | Made / Attempts | | |
| PTS | Points | | |



Results

結果

Game 59

JPN 61 vs 55 AUS
(14-14, 21-16, 12-9, 14-16)

Attendance: 190

Game Duration: 1:31

Referee: HARGREAVES Darrell

Commissioner: TIMMS Janine

Umpires: PAJER Tomas; TAHMASIAN Geghard

| Scoring by 5 min intervals: | | Q1 | | Q2 | | Q3 | | Q4 | |
|-----------------------------|-----|----|----|----|----|----|----|----|----|
| JPN | AUS | 8 | 14 | 28 | 35 | 39 | 47 | 53 | 61 |
| JPN | AUS | 8 | 14 | 20 | 30 | 35 | 39 | 49 | 55 |

JPN - Japan

| No. | Name | Sport Class | MIN | Field Goals | | 2 Points | | 3 Points | | Free Throws | | Rebounds | | | AS | TO | ST | BS | PF | FD | +/- | PTS | | | | |
|-----------------|---------------------|----------------|-------|-------------|----|----------|----|----------|-----|-------------|----|----------|----|-----|----|----|----|----|----|----|-----|-----|--|--|--|--|
| | | | | M/A | % | M/A | % | M/A | % | M/A | % | OR | DR | TOT | | | | | | | | | | | | |
| 1 | TOYOSHIMA Akira (C) | 2.0 | 10:43 | | | | | | | | | | 1 | 1 | | | | | 1 | 1 | 5 | 0 | | | | |
| *2 | CHOKAI Renshi | 2.5 | 36:40 | 7/12 | 58 | 7/10 | 70 | 0/2 | 0 | 1/3 | 33 | | 12 | 12 | 9 | 8 | 4 | 1 | 3 | 5 | 12 | 15 | | | | |
| 6 | KAWAHARA Rin | 1.5 | 12:44 | 0/1 | 0 | 0/1 | 0 | | | | | 1 | | 1 | | | | | 1 | | -2 | 0 | | | | |
| 7 | FURUSAWA Takuya | 3.0 | 12:01 | 1/4 | 25 | 1/4 | 25 | | | | | 1 | 1 | 2 | 2 | | | | 2 | | -4 | 2 | | | | |
| *8 | AKAISHI Ryuga | 2.5 | 28:21 | 0/1 | 0 | 0/1 | 0 | | | | | | 5 | 5 | 3 | 2 | | | 1 | | 1 | 0 | | | | |
| 10 | MIYAJIMA Tetsuya | 4.0 | 8:12 | 0/2 | 0 | 0/2 | 0 | | | | | 3 | 3 | | | | 1 | | | 1 | 3 | 0 | | | | |
| 11 | FUJISAWA Kiyoshi | 2.0 | 7:16 | | | | | | | | | | | | | | | | | | 5 | 0 | | | | |
| *13 | FUJIMOTO Reo | 4.5 | 24:52 | 7/13 | 54 | 7/12 | 58 | 0/1 | 0 | 0/3 | 0 | | 5 | 5 | 2 | 1 | | | 3 | 3 | 7 | 14 | | | | |
| 21 | TAKAMATSU Yoshinobu | 4.0 | DNP | | | | | | | | | | | | | | | | | | | | | | | |
| *25 | AKITA Kei | 3.5 | 25:08 | 5/8 | 63 | 5/8 | 63 | | | | | | 1 | 1 | | | | | 1 | 1 | -1 | 10 | | | | |
| *26 | IWAI Takayoshi | 1.0 | 18:12 | | | | | | | | | 2 | 2 | | 1 | | | | | | 3 | 0 | | | | |
| 55 | KOZAI Hiroaki | 3.5 | 15:51 | 9/15 | 60 | 7/13 | 54 | 2/2 | 100 | 0/2 | 0 | | 3 | 3 | 2 | | 1 | | | 3 | 1 | 20 | | | | |
| Team / Coach | | | | | | | | | | | | | | | | 2 | 4 | 6 | | | | | | | | |
| Totals | | | | 29/56 | 52 | 27/51 | 53 | 2/5 | 40 | 1/8 | 13 | 6 | 35 | 41 | 18 | 17 | 5 | 2 | 12 | 14 | 6 | 61 | | | | |
| Coach | | KYOYA Kazuyuki | | | | | | | | | | | | | | | | | | | | | | | | |
| Assistant Coach | | OIKAWA Shimpei | | | | | | | | | | | | | | | | | | | | | | | | |

AUS - Australia

| No. | Name | Sport Class | MIN | Field Goals | | 2 Points | | 3 Points | | Free Throws | | Rebounds | | | AS | TO | ST | BS | PF | FD | +/- | PTS | | | | |
|-----------------|--------------------|--------------|-------|-------------|-----|----------|-----|----------|----|-------------|-----|----------|----|-----|----|----|----|----|----|----|-----|-----|--|--|--|--|
| | | | | M/A | % | M/A | % | M/A | % | M/A | % | OR | DR | TOT | | | | | | | | | | | | |
| 1 | WHITE Samuel | 1.0 | 6:12 | | | | | | | | | | | | | | | | | | -5 | 0 | | | | |
| 2 | TYNDALL Jeremy | 1.5 | DNP | | | | | | | | | | | | | | | | | | | | | | | |
| *5 | LATHAM Bill | 4.0 | 21:30 | 5/11 | 45 | 5/11 | 45 | | | 1/1 | 100 | | 3 | 3 | 2 | 1 | | | 1 | 1 | 1 | 11 | | | | |
| 6 | STIBNERS Brett | 4.0 | 10:10 | 2/7 | 29 | 2/5 | 40 | 0/2 | 0 | 3/3 | 100 | | 4 | 4 | 2 | | | | | 1 | -3 | 7 | | | | |
| *7 | NORRIS Shaun (C) | 3.0 | 28:02 | 2/10 | 20 | 2/10 | 20 | | | 1/4 | 25 | 2 | 2 | 4 | 4 | 2 | 3 | 1 | 2 | 3 | -3 | 5 | | | | |
| *8 | ROBINS Kim | 3.0 | 20:54 | 1/1 | 100 | 1/1 | 100 | | | | | | 2 | 2 | 2 | 1 | | | 4 | 2 | 1 | 2 | | | | |
| 9 | KNOWLES Tristan | 4.0 | 9:56 | 1/4 | 25 | 1/1 | 100 | 0/3 | 0 | | | | 3 | 3 | 2 | | | | 1 | 1 | 2 | 2 | | | | |
| *10 | BLAIR Jannik | 1.0 | 33:48 | 3/6 | 50 | 3/6 | 50 | | | | | 2 | 1 | 3 | | 1 | | | 3 | 2 | -1 | 6 | | | | |
| *11 | O'NEILL-THORNE Tom | 3.0 | 40:00 | 8/19 | 42 | 7/12 | 58 | 1/7 | 14 | 1/1 | 100 | 3 | 2 | 5 | 7 | 2 | 5 | | 1 | 2 | -6 | 18 | | | | |
| 12 | McSHANE Matthew | 1.5 | 11:58 | 0/1 | 0 | 0/1 | 0 | | | | | | 1 | 1 | | | | | 1 | | -3 | 0 | | | | |
| 15 | AUPRINCE Michael | 4.0 | 10:22 | 2/8 | 25 | 2/8 | 25 | | | | | | 5 | 5 | | 1 | | | 1 | | -9 | 4 | | | | |
| 33 | McPHAIL John | 3.0 | 7:08 | 0/2 | 0 | 0/2 | 0 | | | | | | | | 1 | 1 | 1 | | | 1 | -4 | 0 | | | | |
| Team / Coach | | | | | | | | | | | | | | | | 3 | 1 | 4 | | | | | | | | |
| Totals | | | | 24/69 | 35 | 23/57 | 40 | 1/12 | 8 | 6/9 | 67 | 10 | 24 | 34 | 20 | 9 | 10 | 1 | 14 | 13 | -6 | 55 | | | | |
| Coach | | FRIDAY Craig | | | | | | | | | | | | | | | | | | | | | | | | |
| Assistant Coach | | NESS Brad | | | | | | | | | | | | | | | | | | | | | | | | |
| | | MIZENS Grant | | | | | | | | | | | | | | | | | | | | | | | | |

| | JPN | AUS |
|-----------------------|----------------|----------------|
| Points from Turnovers | 8 | 12 |
| Points in the Paint | 26 (13/21) 62% | 28 (14/32) 44% |
| Second Chance Points | 8 | 6 |
| Fast Break Points | 12 | 5 |
| Bench Points | 22 | 13 |

| | JPN | AUS |
|---------------------|-------------|-------------|
| Biggest Lead | 10 | 2 |
| Biggest Scoring Run | 8-0 (27-18) | 6-0 (14-16) |
| Lead Changes | | 4 |
| Times Tied | | 6 |
| Time Leading | 32:51 | 1:30 |

| Legend: | | | |
|---------|---------------------|-----|--------------------|
| % | Shooting Percentage | (C) | Captain |
| BS | Blocked Shots | DNP | Did Not Play |
| MIN | Minutes Played | No. | Uniform Number |
| Qx | Quarter Time | ST | Steals |
| * | Game Starters | DR | Defensive Rebounds |
| +/- | Plus-Minus | OR | Offensive Rebounds |
| AS | Assists | PF | Fouls |
| M/A | Made / Attempts | TOT | Total Rebounds |
| PTS | Points | | |



Results

結果

Game 61

KOR 54 vs 64 IRI
(16-10, 14-16, 12-21, 12-17)

Game Duration: 1:39

Referee: WOOD Ben

Commissioner: ANG Kean Koo

Umpires: ROSENBERG Helen; CARMONA Hector

| Scoring by 5 min intervals: | KOR | Q1 | Q2 | Q3 | Q4 | IRI |
|-----------------------------|-----|------|-------|-------|-------|-----|
| | | 6 16 | 20 30 | 38 42 | 51 54 | |
| | | 6 10 | 20 26 | 36 47 | 53 64 | |

KOR - Republic of Korea

| No. | Name | Sport Class | MIN | Field Goals | | 2 Points | | 3 Points | | Free Throws | | Rebounds | | | AS | TO | ST | BS | PF | FD | +/- | PTS |
|-----------------|--------------------|---------------|-------|-------------|-----|----------|-----|----------|---|-------------|-----|----------|----|-----|----|----|----|----|----|-----|-----|-----|
| | | | | M/A | % | M/A | % | M/A | % | M/A | % | OR | DR | TOT | | | | | | | | |
| *4 | KIM Ho Yong | 3.0 | 29:35 | 5/9 | 56 | 5/9 | 56 | | | 2/2 | 100 | 1 | 6 | 7 | 2 | 1 | | | 1 | 3 | -4 | 12 |
| 6 | HWANG Woosung | 2.0 | 2:56 | | | | | | | | | | | | 1 | 1 | | | | | -6 | 0 |
| 7 | KIM Taeok | 2.5 | 2:56 | | | | | | | | | | | | | | | | | | -6 | 0 |
| *10 | OH Dong Suk | 2.0 | 32:31 | 1/8 | 13 | 1/5 | 20 | 0/3 | 0 | 5/6 | 83 | | 3 | 3 | 5 | 2 | | | 3 | 4 | -10 | 7 |
| 11 | KWAK Jun Seong | 1.0 | 10:00 | 1/1 | 100 | 1/1 | 100 | | | | | | 1 | 1 | | | | | | 2 | -5 | 2 |
| 12 | YANG Dong Gil | 4.0 | 6:49 | 1/1 | 100 | 1/1 | 100 | | | | | | 3 | 3 | 1 | 1 | | | | 1 | 2 | 2 |
| 16 | LEE Younjoo | 3.5 | 2:56 | 0/2 | 0 | 0/2 | 0 | | | | | | | | | 2 | | 2 | | | -6 | 0 |
| *23 | CHO Seung Hyun (C) | 4.0 | 33:59 | 7/17 | 41 | 7/16 | 44 | 0/1 | 0 | 3/3 | 100 | 4 | 1 | 5 | 7 | 3 | 3 | | 4 | 3 | 1 | 17 |
| 24 | LEE Chi Won | 2.5 | DNP | | | | | | | | | | | | | | | | | | | |
| 39 | KIM Sangyeol | 4.0 | 3:45 | | | | | | | 1/2 | 50 | 1 | | 1 | | | | | | 1 | -7 | 1 |
| *40 | GIM Dong Hyeon | 4.0 | 40:00 | 2/12 | 17 | 2/12 | 17 | | | | | 1 | 8 | 9 | 3 | 4 | 2 | 4 | 1 | -10 | 4 | |
| *44 | LEE Byoung Jai | 1.0 | 34:33 | 3/7 | 43 | 3/7 | 43 | | | 3/4 | 75 | | | | 1 | 2 | | 2 | 2 | 1 | 9 | |
| Team / Coach | | | | | | | | | | | | 1 | 2 | 3 | | | | | | | | |
| Totals | | | | 20/57 | 35 | 20/53 | 38 | 0/4 | 0 | 14/17 | 82 | 8 | 24 | 32 | 20 | 14 | 5 | 2 | 16 | 17 | -10 | 54 |
| Coach | | KO Kwangyub | | | | | | | | | | | | | | | | | | | | |
| Assistant Coach | | KIM Young Moo | | | | | | | | | | | | | | | | | | | | |

IRI - Islamic Rep. of Iran

| No. | Name | Sport Class | MIN | Field Goals | | 2 Points | | 3 Points | | Free Throws | | Rebounds | | | AS | TO | ST | BS | PF | FD | +/- | PTS |
|-----------------|--------------------------|--------------------|-------|-------------|----|----------|----|----------|-----|-------------|-----|----------|----|-----|----|----|----|----|----|----|-----|-----|
| | | | | M/A | % | M/A | % | M/A | % | M/A | % | OR | DR | TOT | | | | | | | | |
| 4 | AYASHI Faleh | 2.0 | DNP | | | | | | | | | | | | | | | | | | | |
| *5 | ABDI Hassan | 2.0 | 8:39 | 0/1 | 0 | 0/1 | 0 | | | | | 1 | 1 | 1 | 2 | 1 | | | | 1 | -6 | 0 |
| 6 | AHMADI Amirreza | 3.5 | DNP | | | | | | | | | | | | | | | | | | | |
| 7 | TOLOUEI TAMARDASH Mohsen | 3.5 | 31:21 | 7/9 | 78 | 7/9 | 78 | | | 2/2 | 100 | | 5 | 5 | 8 | 3 | 1 | 1 | 2 | 1 | 16 | 16 |
| *8 | SAADATPOORMOGHADAM Vahid | 2.5 | 8:39 | 0/1 | 0 | 0/1 | 0 | | | | | | | | | | | 1 | | | -6 | 0 |
| 9 | ZAKERI DEHVOSTA Dania | 1.0 | 31:21 | 1/2 | 50 | 1/2 | 50 | | | | | 2 | 1 | 3 | 1 | 1 | 2 | | 3 | 2 | 16 | 2 |
| *10 | MOHAMMAD NEZHAD Mohammad | 1.0 | 40:00 | 2/6 | 33 | 2/6 | 33 | | | 0/1 | 0 | 2 | 2 | 4 | 2 | 1 | 1 | | 3 | 2 | 10 | 4 |
| 11 | GHRANJIK Abdoljalil | 1.5 | DNP | | | | | | | | | | | | | | | | | | | |
| *12 | SAYARI Mohammadhassan | 4.0 | 39:38 | 11/22 | 50 | 10/21 | 48 | 1/1 | 100 | 3/4 | 75 | 1 | 10 | 11 | 4 | 5 | 3 | 1 | 1 | 5 | 12 | 26 |
| 13 | EIVAZI Reza | 4.0 | DNP | | | | | | | | | | | | | | | | | | | |
| *14 | KAMALI Mojtaba | 4.5 | 28:09 | 6/12 | 50 | 6/11 | 55 | 0/1 | 0 | 2/6 | 33 | 1 | 6 | 7 | 8 | 1 | 2 | | 5 | 4 | 8 | 14 |
| 15 | BAGZADEHFARD Iman (C) | 4.0 | 12:13 | 1/3 | 33 | 1/2 | 50 | 0/1 | 0 | | | 1 | 4 | 5 | 1 | 2 | | | 2 | 1 | 0 | 2 |
| Team / Coach | | | | | | | | | | | | | | | | | | | | | | |
| Totals | | | | 28/56 | 50 | 27/53 | 51 | 1/3 | 33 | 7/13 | 54 | 7 | 29 | 36 | 25 | 15 | 10 | 2 | 17 | 16 | 10 | 64 |
| Coach | | AGHAKOUCHEKI Abbas | | | | | | | | | | | | | | | | | | | | |
| Assistant Coach | | ESHGH Kamal | | | | | | | | | | | | | | | | | | | | |

| | KOR | IRI |
|-----------------------|----------------|----------------|
| Points from Turnovers | 18 | 15 |
| Points in the Paint | 28 (14/32) 44% | 30 (15/26) 58% |
| Second Chance Points | 10 | 8 |
| Fast Break Points | 6 | 8 |
| Bench Points | 5 | 20 |

| | KOR | IRI |
|---------------------|-------------|--------------|
| Biggest Lead | 8 | 10 |
| Biggest Scoring Run | 7-0 (49-49) | 10-0 (20-24) |
| Lead Changes | 7 | |
| Times Tied | 13 | |
| Time Leading | 16:38 | 13:55 |

| Legend: | | | |
|---------|---------------------|-----|--------------------|
| % | Shooting Percentage | (C) | Captain |
| BS | Blocked Shots | DNP | Did Not Play |
| MIN | Minutes Played | No. | Uniform Number |
| Qx | Quarter Time | ST | Steals |
| * | Game Starters | DR | Defensive Rebounds |
| +/- | Plus-Minus | OR | Offensive Rebounds |
| AS | Assists | PF | Fouls |
| M/A | Made / Attempts | TOT | Total Rebounds |
| PTS | Points | | |



Results

結果

Game 65

GER 68 vs 56 CAN
(19-21, 18-10, 13-10, 18-15)

Game Duration: 1:32

Referee: HSIEH Shu-Fei

Commissioner: TIMMS Janine

Umpires: URUNUELA Juan; NIKAIIDO Shunsuke

| Scoring by 5 min intervals: | GER | Q1 | | Q2 | | Q3 | | Q4 | |
|-----------------------------|-----|-----|----|----|----|----|----|----|----|
| | | CAN | 8 | 19 | 30 | 37 | 44 | 50 | 57 |
| | | 10 | 21 | 27 | 31 | 35 | 41 | 51 | 56 |

GER - Germany

| No. | Name | Sport Class | MIN | Field Goals | | 2 Points | | 3 Points | | Free Throws | | Rebounds | | | AS | TO | ST | BS | PF | FD | +/- | PTS | |
|-----------------|---------------------|-------------------|-------|-------------|----|----------|----|----------|-----|-------------|-----|----------|----|-----|----|----|----|----|----|----|-----|-----|----|
| | | | | M/A | % | M/A | % | M/A | % | M/A | % | OR | DR | TOT | | | | | | | | | |
| 4 | SCHORP Phillip | 1.0 | 3:04 | | | | | | | | | | | | | | | | | | 0 | 0 | |
| *5 | DREIMUELLER Nico | 2.0 | 26:14 | 4/10 | 40 | 4/10 | 40 | | | 2/2 | 100 | 1 | 2 | 3 | 3 | 2 | 2 | | 3 | 1 | 9 | 10 | |
| 6 | GUENTNER Matthias | 4.5 | 2:05 | 0/1 | 0 | 0/1 | 0 | | | 1/2 | 50 | 1 | | 1 | | | | | 1 | | -1 | 1 | |
| *7 | HUBER Christopher | 1.0 | 29:27 | 0/2 | 0 | 0/2 | 0 | | | | | 1 | | 1 | | 1 | 1 | | | | 3 | 0 | |
| *8 | BIENEK Andre | 3.0 | 32:56 | 6/14 | 43 | 5/10 | 50 | 1/4 | 25 | 4/6 | 67 | | 11 | 11 | 5 | 1 | 1 | | 4 | 5 | 9 | 17 | |
| 9 | HELL Tobias | 1.0 | 0:34 | | | | | | | | | | | | | | | | | | 2 | 0 | |
| 10 | HALLER Jan (C) | 2.0 | 16:51 | 1/3 | 33 | 1/3 | 33 | | | | | | 1 | 1 | 3 | | 1 | | 1 | | 4 | 2 | |
| 11 | SADLER Jan | 3.0 | 7:24 | | | | | | | | | | | | | | | | | | 9 | 0 | |
| 12 | ALBRECHT Jens Eicke | 3.0 | 10:25 | | | | | | | | | | 4 | 4 | | 2 | | | 1 | | 7 | 0 | |
| *13 | BOEHME Thomas | 3.0 | 36:55 | 7/18 | 39 | 7/14 | 50 | 0/4 | 0 | 4/5 | 80 | 1 | 4 | 5 | 6 | | | | 1 | 3 | 11 | 18 | |
| *14 | HALOUSKI Aliaksandr | 4.5 | 31:00 | 7/10 | 70 | 5/8 | 63 | 2/2 | 100 | 4/5 | 80 | | 10 | 10 | 6 | | 1 | 1 | 1 | 6 | 6 | 20 | |
| 15 | BESTWICK Joseph | 4.5 | 3:05 | | | | | | | | | | 2 | 2 | | | | | 1 | | 1 | 0 | |
| Team / Coach | | | | | | | | | | | | | | | | | | | | | | | |
| Totals | | | | 25/58 | 43 | 22/48 | 46 | 3/10 | 30 | 15/20 | 75 | 4 | 34 | 38 | 23 | 6 | 6 | 1 | 12 | 16 | 12 | | 68 |
| Coach | | ZELTINGER Nicolai | | | | | | | | | | | | | | | | | | | | | |
| Assistant Coach | | KLUCK Martin | | | | | | | | | | | | | | | | | | | | | |

CAN - Canada

| No. | Name | Sport Class | MIN | Field Goals | | 2 Points | | 3 Points | | Free Throws | | Rebounds | | | AS | TO | ST | BS | PF | FD | +/- | PTS | |
|-----------------|-------------------|-----------------------------|-------|-------------|----|----------|----|----------|----|-------------|-----|----------|----|-----|----|----|----|----|----|----|-----|-----|----|
| | | | | M/A | % | M/A | % | M/A | % | M/A | % | OR | DR | TOT | | | | | | | | | |
| *4 | GONCIN Nikola | 4.5 | 33:17 | 3/14 | 21 | 2/8 | 25 | 1/6 | 17 | 1/2 | 50 | 1 | 13 | 14 | 11 | 2 | | | 2 | 3 | -14 | 8 | |
| 5 | GREEN Deion | 3.5 | 7:21 | 0/4 | 0 | 0/3 | 0 | 0/1 | 0 | | | 1 | | 1 | | | | | | | -5 | 0 | |
| *6 | HEDGES Robert (C) | 2.5 | 20:23 | 7/13 | 54 | 7/13 | 54 | | | 2/2 | 100 | | | | | 1 | | | 2 | 2 | 1 | 16 | |
| 7 | DALLAIRE Vincent | 1.5 | 7:23 | | | | | | | | | | | | | | | | 1 | | -5 | 0 | |
| 8 | MUTWARE Blaise | 3.5 | 7:21 | 1/4 | 25 | 1/4 | 25 | | | | | 1 | 4 | 5 | | | | | | | -5 | 2 | |
| 9 | HIGGINS Colin | 4.5 | 20:57 | 6/10 | 60 | 6/9 | 67 | 0/1 | 0 | 0/1 | 0 | | 2 | 2 | 3 | 3 | | | 1 | 2 | -11 | 12 | |
| *10 | MELYMICK Lee | 1.0 | 15:09 | 4/8 | 50 | 4/8 | 50 | | | | | | 2 | 2 | | 1 | | | 3 | | -3 | 8 | |
| 11 | JASSMAN Chad | 1.5 | 12:16 | 1/3 | 33 | 1/3 | 33 | | | | | | 1 | 1 | 2 | | | | 1 | | -8 | 2 | |
| *12 | ANDERSON Patrick | 4.5 | 18:25 | 3/6 | 50 | 3/5 | 60 | 0/1 | 0 | | | 1 | 7 | 8 | 4 | 1 | | 1 | | 2 | 6 | 6 | |
| 13 | VERMETTE Jonathan | 1.0 | 12:35 | 0/1 | 0 | 0/1 | 0 | | | | | 1 | | 1 | 1 | | | | 2 | 2 | -1 | 0 | |
| *14 | MILLER Tyler | 1.5 | 32:37 | 0/1 | 0 | 0/1 | 0 | | | | | 1 | 1 | 2 | 1 | | 1 | | 4 | 1 | -7 | 0 | |
| 15 | OSTEPCHUK Garrett | 2.0 | 12:16 | 1/4 | 25 | 1/4 | 25 | | | | | | 1 | 1 | | | | | | | -8 | 2 | |
| Team / Coach | | | | | | | | | | | | | | | | | | | | | | | |
| Totals | | | | 26/68 | 38 | 25/59 | 42 | 1/9 | 11 | 3/5 | 60 | 8 | 32 | 40 | 22 | 7 | 2 | 1 | 16 | 12 | -12 | | 56 |
| Coach | | FERIANI Matteo (ITA) | | | | | | | | | | | | | | | | | | | | | |
| Assistant Coach | | JOHNSON Joey PALMER Nicolas | | | | | | | | | | | | | | | | | | | | | |

| | GER | CAN |
|-----------------------|----------------|---------------|
| Points from Turnovers | 6 | 9 |
| Points in the Paint | 24 (12/25) 48% | 18 (9/22) 41% |
| Second Chance Points | 1 | 4 |
| Fast Break Points | 6 | |
| Bench Points | 3 | 18 |

| | GER | CAN |
|---------------------|-------------|-------------|
| Biggest Lead | 12 | 4 |
| Biggest Scoring Run | 9-0 (32-27) | 5-0 (13-15) |
| Lead Changes | | 7 |
| Times Tied | | 4 |
| Time Leading | 29:15 | 9:40 |

| Legend: | | | |
|---------|---------------------|-----|--------------------|
| % | Shooting Percentage | (C) | Captain |
| BS | Blocked Shots | DR | Defensive Rebounds |
| No. | Uniform Number | OR | Offensive Rebounds |
| ST | Steals | TO | Turnovers |
| * | Game Starters | FD | Fouls Drawn |
| +/- | Plus-Minus | PF | Fouls |
| M/A | Made / Attempts | PTS | Points |
| AS | Assists | MIN | Minutes Played |
| Qx | Quarter Time | | |



Results

結果

Game 67

ESP 52 vs 66 USA
(14-15, 8-24, 11-18, 19-9)

Attendance: 347
Game Duration: 1:23

Referee: LAPOINTE Alexandre

Commissioner: COSSAER Dirk

Umpires: VILLARD Celine; REHLING Carsten

| Scoring by 5 min intervals: | ESP USA | Q1 | | Q2 | | Q3 | | Q4 | |
|-----------------------------|------------|----|----|----|----|----|----|----|----|
| | | 8 | 14 | 18 | 22 | 28 | 33 | 44 | 52 |
| | | 9 | 15 | 30 | 39 | 45 | 57 | 60 | 66 |

ESP - Spain

| No. | Name | Sport Class | MIN | Field Goals | | 2 Points | | 3 Points | | Free Throws | | Rebounds | | | AS | TO | ST | BS | PF | FD | +/- | PTS | |
|-----------------|------------------------------|--------------------------|-------|-------------|-------|----------|-----|----------|------|-------------|-----|------------------------|----|-----|----|----|----|----|----|----|-----|-----|---|
| | | | | M/A | % | M/A | % | M/A | % | M/A | % | OR | DR | TOT | | | | | | | | | |
| *5 | STIX SOTO Daniel | 1.5 | 35:03 | 1/1 | 100 | 1/1 | 100 | | | | | | 1 | 1 | 1 | | | | | | | -9 | 2 |
| 7 | ZARZUELA BELTRAN Pablo Jesus | 3.0 | DNP | | | | | | | | | | | | | | | | | | | | |
| 8 | SANCHEZ LARA Francisco | 1.0 | DNP | | | | | | | | | | | | | | | | | | | | |
| *9 | ZARZUELA BELTRAN Alejandro | 3.0 | 40:00 | 8/15 | 53 | 8/15 | 53 | | | 1/5 | 20 | 1 | 3 | 4 | 3 | | 1 | | | 3 | -14 | 17 | |
| 10 | DIALLO DIOUF Amadou | 3.0 | 9:45 | | | | | | | | | | 2 | 2 | | 1 | | | 1 | | -14 | 0 | |
| *11 | RUIZ JORDAN Jordi | 2.5 | 29:25 | 6/18 | 33 | 6/16 | 38 | 0/2 | 0 | 2/2 | 100 | 1 | 2 | 3 | 3 | 3 | 1 | | 2 | 3 | -23 | 14 | |
| *13 | GARCIA PEREIRO Asier (C) | 4.0 | 35:03 | 2/11 | 18 | 2/8 | 25 | 0/3 | 0 | | | | 12 | 12 | 15 | 6 | | | 4 | 2 | -9 | 4 | |
| 14 | MOURIZ DOPICO David | 2.5 | 4:57 | 0/1 | 0 | | | 0/1 | 0 | | | | | | | | | | | | -5 | 0 | |
| 16 | ONRUBIA GONZALEZ Oscar | 1.5 | 10:35 | 1/2 | 50 | 1/2 | 50 | | | | | | 1 | 1 | | | | | | | 9 | 2 | |
| 24 | ORTEGA LAFUENTE Ignacio | 4.0 | 10:35 | 3/5 | 60 | 3/4 | 75 | 0/1 | 0 | 3/3 | 100 | 2 | | 2 | 1 | | 1 | | 3 | 2 | 9 | 9 | |
| *28 | LORENZO DIAZ Manuel | 3.0 | 24:37 | 2/6 | 33 | 2/6 | 33 | | | | | 1 | 1 | 2 | | | | | 2 | | -14 | 4 | |
| 51 | ALEJOS ALONSO Agustin | 4.5 | DNP | | | | | | | | | | | | | | | | | | | | |
| Team / Coach | | | | | | | | | | | | | 3 | 3 | | 1 | | | | | | | |
| Totals | | | 23/59 | 39 | 23/52 | 44 | 0/7 | 0 | 6/10 | 60 | 5 | 25 | 30 | 23 | 11 | 3 | | | 12 | 11 | -14 | 52 | |
| Coach | | TRIGO DIEZ Oscar | | | | | | | | | | | | | | | | | | | | | |
| Assistant Coach | | LOPEZ MARTINEZ Francisco | | | | | | | | | | CARVAJAL PICHEL Javier | | | | | | | | | | | |

USA - United States

| No. | Name | Sport Class | MIN | Field Goals | | 2 Points | | 3 Points | | Free Throws | | Rebounds | | | AS | TO | ST | BS | PF | FD | +/- | PTS | |
|-----------------|-----------------|---------------|-------|-------------|-------|----------|------|----------|-----|-------------|----|------------------|----|-----|----|----|----|----|----|----|-----|-----|--|
| | | | | M/A | % | M/A | % | M/A | % | M/A | % | OR | DR | TOT | | | | | | | | | |
| 1 | SANCHEZ Jorge | 4.0 | DNP | | | | | | | | | | | | | | | | | | | | |
| 2 | WILLIAMS Jacob | 2.5 | 31:11 | 7/19 | 37 | 6/10 | 60 | 1/9 | 11 | 1/2 | 50 | 2 | 3 | 5 | 6 | 1 | 1 | | | 1 | 22 | 16 | |
| 4 | TUREK Joshua | 3.5 | 4:08 | 1/2 | 50 | 1/2 | 50 | | | | | | | | | 1 | | | 2 | | -9 | 2 | |
| *5 | PAYE Michael | 3.0 | 4:41 | 1/1 | 100 | 1/1 | 100 | | | | | | 1 | 1 | 1 | | | | | | 1 | 2 | |
| 6 | LESPERANCE Matt | 1.0 | 6:55 | | | | | | | | | | | | | | | | | | -3 | 0 | |
| *7 | NEISWENDER Ryan | 2.0 | 4:41 | 1/1 | 100 | 1/1 | 100 | | | | | | | | | | | | | | 1 | 2 | |
| *8 | BELL Brian | 4.5 | 28:57 | 10/15 | 67 | 10/14 | 71 | 0/1 | 0 | 0/1 | 0 | 1 | 10 | 11 | 6 | 1 | 1 | | | 1 | 26 | 20 | |
| 9 | SCOTT Matt | 3.5 | 19:32 | 5/11 | 45 | 3/7 | 43 | 2/4 | 50 | 0/2 | 0 | 1 | 4 | 5 | 3 | | 1 | | 1 | 3 | 9 | 12 | |
| *11 | SERIO Steve (C) | 3.5 | 24:36 | 4/6 | 67 | 3/5 | 60 | 1/1 | 100 | | | | 3 | 3 | 8 | 5 | 1 | | 2 | 4 | -4 | 9 | |
| 15 | HINZE Nate | 4.5 | 6:55 | | | | | | | | | | 3 | 3 | | 2 | | | 2 | | -3 | 0 | |
| 16 | JENIFER Trevon | 2.5 | 35:19 | 1/5 | 20 | 1/5 | 20 | | | 1/2 | 50 | 1 | 3 | 4 | 3 | | 3 | | 2 | 3 | 13 | 3 | |
| *33 | BOIE John | 1.0 | 33:05 | | | | | | | | | | 2 | 2 | 1 | | | | 2 | | 17 | 0 | |
| Team / Coach | | | | | | | | | | | | | 1 | 3 | 4 | | 1 | | | | | | |
| Totals | | | 30/60 | 50 | 26/45 | 58 | 4/15 | 27 | 2/7 | 29 | 6 | 32 | 38 | 28 | 11 | 7 | | | 11 | 12 | 14 | 66 | |
| Coach | | LYKINS Ron | | | | | | | | | | | | | | | | | | | | | |
| Assistant Coach | | TAYLOR Robert | | | | | | | | | | SCHWAB Christina | | | | | | | | | | | |

| | ESP | USA |
|-----------------------|----------------|----------------|
| Points from Turnovers | 10 | 13 |
| Points in the Paint | 30 (15/30) 50% | 36 (18/26) 69% |
| Second Chance Points | 4 | 4 |
| Fast Break Points | 3 | 10 |
| Bench Points | 11 | 33 |

| | ESP | USA |
|---------------------|-------------|--------------|
| Biggest Lead | 4 | 25 |
| Biggest Scoring Run | 9-0 (44-59) | 11-0 (18-32) |
| Lead Changes | | 2 |
| Times Tied | | 2 |
| Time Leading | 2:03 | 36:43 |

| Legend: | | | |
|---------|---------------------|-----|--------------------|
| % | Shooting Percentage | (C) | Captain |
| BS | Blocked Shots | DNP | Did Not Play |
| MIN | Minutes Played | No. | Uniform Number |
| Qx | Quarter Time | ST | Steals |
| * | Game Starters | DR | Defensive Rebounds |
| | | OR | Offensive Rebounds |
| | | TO | Turnovers |
| +/- | Plus-Minus | FD | Fouls Drawn |
| | | PF | Fouls |
| AS | Assists | TOT | Total Rebounds |
| M/A | Made / Attempts | | |
| PTS | Points | | |



Results

結果

Game 68

JPN 79 vs 68 GBR
(15-23, 18-13, 19-12, 27-20)

Attendance: 347
Game Duration: 1:31

Referee: HARGREAVES Darrell

Commissioner: SCHOEMAN Andrew

Umpires: PEIC Krunoslav; FRONCZAK Adam

| Scoring by 5 min intervals: | JPN | Q1 | Q2 | Q3 | Q4 | GBR |
|-----------------------------|-----|-------|-------|-------|-------|-----|
| | | 9 15 | 24 33 | 44 52 | 67 79 | |
| | | 13 23 | 32 36 | 44 48 | 61 68 | |

JPN - Japan

| No. | Name | Sport Class | MIN | Field Goals | | 2 Points | | 3 Points | | Free Throws | | Rebounds | | | AS | TO | ST | BS | PF | FD | +/- | PTS | |
|-----------------|---------------------|----------------|-------|-------------|----|----------|----|----------|-----|-------------|----|----------|----|-----|----|----|----|----|----|----|-----|-----|----|
| | | | | M/A | % | M/A | % | M/A | % | M/A | % | OR | DR | TOT | | | | | | | | | |
| *1 | TOYOSHIMA Akira (C) | 2.0 | 19:58 | 1/3 | 33 | 1/3 | 33 | | | | | | | | | 1 | | | | | | -1 | 2 |
| *2 | CHOKAI Renshi | 2.5 | 36:45 | 9/14 | 64 | 9/13 | 69 | 0/1 | 0 | 2/5 | 40 | | 8 | 8 | 8 | 1 | 1 | | 2 | 6 | | 9 | 20 |
| *6 | KAWAHARA Rin | 1.5 | 17:02 | 3/4 | 75 | 3/4 | 75 | | | | | | 1 | 1 | 1 | 1 | | 1 | | | | 4 | 6 |
| 7 | FURUSAWA Takuya | 3.0 | 11:52 | 4/8 | 50 | 3/4 | 75 | 1/4 | 25 | | | | 2 | 2 | 3 | | | 1 | 1 | | 10 | 9 | |
| 8 | AKAISHI Ryuga | 2.5 | 30:00 | 4/6 | 67 | 4/6 | 67 | | | | | | 1 | 2 | 3 | 2 | 2 | 3 | 1 | | 19 | 8 | |
| 10 | MIYAJIMA Tetsuya | 4.0 | 4:52 | 0/1 | 0 | 0/1 | 0 | | | | | | | | 1 | | | | | | | -2 | 0 |
| 11 | FUJISAWA Kiyoshi | 2.0 | 8:08 | 0/1 | 0 | 0/1 | 0 | | | | | | 1 | | 1 | 1 | | | | | | 2 | 0 |
| *13 | FUJIMOTO Reo | 4.5 | 18:37 | 3/5 | 60 | 2/3 | 67 | 1/2 | 50 | 1/2 | 50 | | 3 | 3 | 2 | | | | | 3 | 0 | 8 | |
| 21 | TAKAMATSU Yoshinobu | 4.0 | 0:02 | | | | | | | | | | | | | | | | | | | 0 | 0 |
| *25 | AKITA Kei | 3.5 | 26:29 | 4/9 | 44 | 4/8 | 50 | 0/1 | 0 | 1/2 | 50 | | 5 | 5 | 3 | 1 | 1 | 3 | 2 | | 5 | 9 | |
| 26 | IWAI Takayoshi | 1.0 | 4:52 | 0/1 | 0 | 0/1 | 0 | | | | | | 1 | 1 | 1 | | | | | | | -2 | 0 |
| 55 | KOZAI Hiroaki | 3.5 | 21:23 | 7/9 | 78 | 4/6 | 67 | 3/3 | 100 | | | | 7 | 7 | 4 | 2 | 1 | 1 | 2 | | 11 | 17 | |
| Team / Coach | | | | | | | | | | | | 1 | 1 | 2 | | | | | | | | | |
| Totals | | | | 35/61 | 57 | 30/50 | 60 | 5/11 | 45 | 4/9 | 44 | 3 | 30 | 33 | 26 | 8 | 5 | | 11 | 15 | 11 | | 79 |
| Coach | | KYOYA Kazuyuki | | | | | | | | | | | | | | | | | | | | | |
| Assistant Coach | | OIKAWA Shimpei | | | | | | | | | | | | | | | | | | | | | |

GBR - Great Britain

| No. | Name | Sport Class | MIN | Field Goals | | 2 Points | | 3 Points | | Free Throws | | Rebounds | | | AS | TO | ST | BS | PF | FD | +/- | PTS | |
|-----------------|-----------------|-------------|-------|-------------|----|----------|----|----------|----|-------------|-----|----------|----|-----|----|----|----|----|----|----|-----|-----|----|
| | | | | M/A | % | M/A | % | M/A | % | M/A | % | OR | DR | TOT | | | | | | | | | |
| *4 | CHOUHRY Gaz | 4.0 | 37:29 | 12/27 | 44 | 10/21 | 48 | 2/6 | 33 | | | | 6 | 6 | 11 | 4 | 1 | 2 | 1 | | -10 | 26 | |
| 7 | BYWATER Terry | 4.5 | 4:07 | 0/5 | 0 | 0/2 | 0 | 0/3 | 0 | 1/2 | 50 | | 3 | 3 | 1 | | | 1 | 1 | | -5 | 1 | |
| *9 | BROWN Harrison | 2.5 | 37:29 | 1/4 | 25 | 1/4 | 25 | | | | | | 1 | 1 | 2 | | 1 | 3 | 3 | | -10 | 2 | |
| *10 | JAMA Abdi | 1.0 | 30:40 | 5/7 | 71 | 5/7 | 71 | | | | | | 1 | 3 | 4 | 1 | | 4 | 2 | | -6 | 10 | |
| *12 | WARBURTON Gregg | 2.0 | 40:00 | 7/16 | 44 | 7/16 | 44 | | | | | | 1 | 3 | 4 | 6 | 2 | 2 | | | -11 | 14 | |
| 13 | SAGAR Ian (C) | 3.0 | 2:31 | | | | | | | | | | 1 | 1 | 1 | | | 1 | | | -1 | 0 | |
| *14 | MANNING Lee | 4.5 | 35:53 | 6/8 | 75 | 6/7 | 86 | 0/1 | 0 | 3/3 | 100 | 1 | 6 | 7 | 1 | | 1 | 1 | 4 | | -6 | 15 | |
| 15 | FOX Ben | 3.5 | 2:31 | | | | | | | | | | | | 1 | | | | | | -1 | 0 | |
| 16 | PALMER James | 1.0 | 9:20 | | | | | | | | | | 1 | | 1 | | | 1 | | | -5 | 0 | |
| 17 | MACSORLEY James | 2.0 | DNP | | | | | | | | | | | | | | | | | | | | |
| 18 | BRIDGE Billy | 3.0 | DNP | | | | | | | | | | | | | | | | | | | | |
| 20 | EDWARDS Lewis | 3.0 | DNP | | | | | | | | | | | | | | | | | | | | |
| Team / Coach | | | | | | | | | | | | 1 | 3 | 4 | | 1 | | | | | | | |
| Totals | | | | 31/67 | 46 | 29/57 | 51 | 2/10 | 20 | 4/5 | 80 | 5 | 26 | 31 | 22 | 8 | 3 | | 15 | 11 | -11 | | 68 |
| Coach | | CHOUHRY Gaz | | | | | | | | | | | | | | | | | | | | | |
| Assistant Coach | | MANNING Lee | | | | | | | | | | | | | | | | | | | | | |

| | JPN | GBR |
|-----------------------|----------------|----------------|
| Points from Turnovers | 3 | 4 |
| Points in the Paint | 42 (21/24) 88% | 32 (16/22) 73% |
| Second Chance Points | 2 | 2 |
| Fast Break Points | 22 | 2 |
| Bench Points | 34 | 1 |

| | JPN | GBR |
|---------------------|-------------|------------|
| Biggest Lead | 11 | 10 |
| Biggest Scoring Run | 9-0 (37-36) | 6-0 (9-19) |
| Lead Changes | | 5 |
| Times Tied | | 3 |
| Time Leading | 16:12 | 21:29 |

| Legend: | | | |
|---------|---------------------|-----|--------------------|
| % | Shooting Percentage | (C) | Captain |
| BS | Blocked Shots | DNP | Did Not Play |
| MIN | Minutes Played | No. | Uniform Number |
| Qx | Quarter Time | ST | Steals |
| * | Game Starters | DR | Defensive Rebounds |
| +/- | Plus-Minus | OR | Offensive Rebounds |
| AS | Assists | PF | Fouls |
| M/A | Made / Attempts | TOT | Total Rebounds |
| PTS | Points | | |



Results

結果

Game 69

TUR 58 vs 74 AUS
(18-23, 6-16, 16-20, 18-15)

Attendance: 38

Game Duration: 1:21

Referee: HSIEH Shu-Fei

Commissioner: ANG Kean Koo

Umpires: REHLING Carsten; ONO Hiroki

| Scoring by 5 min intervals: | TUR AUS | Q1 | | Q2 | | Q3 | | Q4 | |
|-----------------------------|------------|----|----|----|----|----|----|----|----|
| | | 12 | 18 | 20 | 24 | 32 | 40 | 52 | 58 |
| | | 9 | 23 | 33 | 39 | 49 | 59 | 64 | 74 |

TUR - Turkey

| No. | Name | Sport Class | MIN | Field Goals | | 2 Points | | 3 Points | | Free Throws | | Rebounds | | | AS | TO | ST | BS | PF | FD | +/- | PTS | |
|-----------------|--------------------|--------------|-------|-------------|----|----------|----|----------|---|-------------|---|-------------------|----|-----|----|----|----|----|----|----|-----|-----|----|
| | | | | M/A | % | M/A | % | M/A | % | M/A | % | OR | DR | TOT | | | | | | | | | |
| *3 | ACAR Deniz | 2.5 | 15:33 | 2/5 | 40 | 2/5 | 40 | | | | | 2 | 2 | 4 | 1 | | | | | | | -6 | 4 |
| *5 | GURBULAK Ozgur (C) | 4.0 | 34:54 | 3/9 | 33 | 3/7 | 43 | 0/2 | 0 | | | | 7 | 7 | 8 | 3 | | | | 1 | | -11 | 6 |
| 6 | GUNAYDIN Mucahit | 4.0 | 1:59 | | | | | | | | | | 1 | 1 | | | | | | | | -7 | 0 |
| 7 | EFETURK Ahmet | 4.0 | 17:58 | 1/5 | 20 | 1/5 | 20 | | | | | | 2 | 2 | 3 | 3 | | | 3 | 2 | | -6 | 2 |
| *9 | TOPRAK Ugur | 3.0 | 33:50 | 6/10 | 60 | 6/9 | 67 | 0/1 | 0 | | | 3 | 2 | 5 | 4 | 3 | | | 3 | 2 | | -8 | 12 |
| *10 | AR Ismail | 1.5 | 21:59 | 4/5 | 80 | 4/5 | 80 | | | | | | 2 | 2 | 2 | | | | | | | -6 | 8 |
| 11 | GUNDOGDU Fikri | 1.0 | DNP | | | | | | | | | | | | | | | | | | | | |
| 15 | SAYAK Selim | 2.5 | 9:39 | 1/2 | 50 | 1/2 | 50 | | | | | | | | 2 | | | | 1 | 1 | | -6 | 2 |
| *35 | GUMUS Ferit | 3.0 | 25:02 | 5/9 | 56 | 5/9 | 56 | | | | | 2 | 8 | 10 | 1 | 1 | | | | 2 | | -16 | 10 |
| 36 | TOPTAS Samet | 4.5 | 3:07 | 1/2 | 50 | 1/2 | 50 | | | | | | | | | | | | | 1 | | 2 | 2 |
| 47 | AKSOY Ridvan | 1.0 | 17:58 | 3/4 | 75 | 3/4 | 75 | | | | | | 1 | 1 | | 2 | 2 | | 1 | | | -6 | 6 |
| 52 | GULEM Volkan | 2.0 | 18:01 | 3/4 | 75 | 3/4 | 75 | | | | | | 1 | 1 | 1 | 3 | | | 3 | | | -10 | 6 |
| Team / Coach | | | | | | | | | | | | | | | | | | | | | | | |
| Totals | | | | 29/55 | 53 | 29/52 | 56 | 0/3 | 0 | | | 7 | 28 | 35 | 20 | 19 | 2 | | | 11 | 9 | -16 | 58 |
| Coach | | AKIN Ahmet | | | | | | | | | | | | | | | | | | | | | |
| Assistant Coach | | KILIC Erdinc | | | | | | | | | | BUKEN Ozgur Emrah | | | | | | | | | | | |

AUS - Australia

| No. | Name | Sport Class | MIN | Field Goals | | 2 Points | | 3 Points | | Free Throws | | Rebounds | | | AS | TO | ST | BS | PF | FD | +/- | PTS | |
|-----------------|--------------------|--------------|-------|-------------|-----|----------|-----|----------|-----|-------------|-----|--------------|----|-----|----|----|----|----|----|----|-----|-----|----|
| | | | | M/A | % | M/A | % | M/A | % | M/A | % | OR | DR | TOT | | | | | | | | | |
| 1 | WHITE Samuel | 1.0 | 8:13 | | | | | | | | | 1 | 1 | | 1 | | | | 1 | | | -1 | 0 |
| 2 | TYNDALL Jeremy | 1.5 | 1:57 | | | | | | | | | | | | | | | | | | | 0 | 0 |
| 5 | LATHAM Bill | 4.0 | DNP | | | | | | | | | | | | | | | | | | | | |
| 6 | STIBNERS Brett | 4.0 | 13:09 | 3/11 | 27 | 2/9 | 22 | 1/2 | 50 | | | | 2 | 2 | 3 | | 1 | | 1 | 2 | | 4 | 7 |
| *7 | NORRIS Shaun (C) | 3.0 | 25:48 | 11/17 | 65 | 10/16 | 63 | 1/1 | 100 | | | 1 | 2 | 3 | 3 | 2 | 1 | | 1 | | | 12 | 23 |
| *8 | ROBINS Kim | 3.0 | 23:48 | 3/7 | 43 | 3/7 | 43 | | | | | | | | 6 | 1 | | | 2 | | | 11 | 6 |
| *9 | KNOWLES Tristan | 4.0 | 33:53 | 12/18 | 67 | 6/8 | 75 | 6/10 | 60 | 1/1 | 100 | 2 | 4 | 6 | 7 | | 1 | | 1 | 4 | | 13 | 31 |
| *10 | BLAIR Jannik | 1.0 | 31:47 | 0/4 | 0 | 0/4 | 0 | | | | | 4 | 4 | 4 | 1 | | 1 | 1 | 1 | 1 | | 17 | 0 |
| *11 | O'NEILL-THORNE Tom | 3.0 | 28:51 | 2/13 | 15 | 2/11 | 18 | 0/2 | 0 | 1/1 | 100 | 2 | 4 | 6 | 5 | | 2 | | | 2 | | 7 | 5 |
| 12 | McSHANE Matthew | 1.5 | 12:08 | 0/1 | 0 | 0/1 | 0 | | | | | | | | 1 | | | | | | | 6 | 0 |
| 15 | AUPRINCE Michael | 4.0 | 7:03 | 1/1 | 100 | 1/1 | 100 | | | | | | 3 | 3 | 1 | 1 | 1 | | | | | 5 | 2 |
| 33 | McPHAIL John | 3.0 | 13:23 | | | | | | | | | 1 | 1 | 2 | 2 | | | | 2 | 2 | | 6 | 0 |
| Team / Coach | | | | | | | | | | | | | | | | | | | | | | | |
| Totals | | | | 32/72 | 44 | 24/57 | 42 | 8/15 | 53 | 2/2 | 100 | 11 | 18 | 29 | 29 | 5 | 7 | 1 | | 9 | 11 | 16 | 74 |
| Coach | | FRIDAY Craig | | | | | | | | | | | | | | | | | | | | | |
| Assistant Coach | | NESS Brad | | | | | | | | | | MIZENS Grant | | | | | | | | | | | |

| | TUR | AUS |
|-----------------------|----------------|----------------|
| Points from Turnovers | 6 | 29 |
| Points in the Paint | 40 (20/32) 63% | 26 (13/26) 50% |
| Second Chance Points | 8 | 15 |
| Fast Break Points | 12 | 9 |
| Bench Points | 18 | 9 |

| | TUR | AUS |
|---------------------|--------------|--------------|
| Biggest Lead | 3 | 22 |
| Biggest Scoring Run | 10-0 (52-64) | 12-0 (20-37) |
| Lead Changes | | 5 |
| Times Tied | | 5 |
| Time Leading | 2:34 | 34:22 |

| Legend: | | | |
|---------|---------------------|-----|--------------------|
| % | Shooting Percentage | (C) | Captain |
| BS | Blocked Shots | DNP | Did Not Play |
| MIN | Minutes Played | No. | Uniform Number |
| Qx | Quarter Time | ST | Steals |
| * | Game Starters | DR | Defensive Rebounds |
| | | OR | Offensive Rebounds |
| | | TO | Turnovers |
| +/- | Plus-Minus | FD | Fouls Drawn |
| | | PF | Fouls |
| AS | Assists | TOT | Total Rebounds |
| M/A | Made / Attempts | | |
| PTS | Points | | |



Results

結果

Game 72

ESP 58 vs 68 GBR
(13-13, 17-15, 10-22, 18-18)

Attendance: 62
Game Duration: 1:45

Referee: QUINTANA Matias

Commissioner: van MEURS Nathalie

Umpires: MATHIAS Gustavo; ZAMPONI Maurizio

| Scoring by 5 min intervals: | | Q1 | | Q2 | | Q3 | | Q4 | |
|-----------------------------|--|----|----|----|----|----|----|----|----|
| ESP | | 9 | 13 | 24 | 30 | 34 | 40 | 48 | 58 |
| GBR | | 11 | 13 | 20 | 28 | 40 | 50 | 56 | 68 |

ESP - Spain

| No. | Name | Sport Class | MIN | Field Goals | | 2 Points | | 3 Points | | Free Throws | | Rebounds | | | AS | TO | ST | BS | PF | FD | +/- | PTS | | | |
|-----------------|------------------------------|--------------------------|-------|-------------|----|----------|-----|----------|----|-------------|----|------------------------|----|-----|----|----|----|----|----|----|-----|-----|-----|-----|-----------|
| | | | | M/A | % | M/A | % | M/A | % | M/A | % | OR | DR | TOT | | | | | | | | | | | |
| *5 | STIX SOTO Daniel | 1.5 | 29:26 | | | | | | | | | | 1 | 1 | 1 | 1 | | | | | 1 | | -12 | 0 | |
| 7 | ZARZUELA BELTRAN Pablo Jesus | 3.0 | DNP | | | | | | | | | | | | | | | | | | | | | | |
| 8 | SANCHEZ LARA Francisco | 1.0 | 2:32 | 0/1 | 0 | 0/1 | 0 | | | | | 1 | | 1 | | | | | | | | | | -2 | 0 |
| *9 | ZARZUELA BELTRAN Alejandro | 3.0 | 40:00 | 6/12 | 50 | 6/12 | 50 | | | 5/6 | 83 | 3 | 6 | 9 | 2 | | 2 | | 3 | 4 | | | | -10 | 17 |
| *10 | DIALLO DIOUF Amadou | 3.0 | 25:21 | 5/9 | 56 | 5/9 | 56 | | | 1/2 | 50 | 3 | 4 | 7 | 1 | | 1 | 1 | 4 | 2 | | | | 1 | 11 |
| *11 | RUIZ JORDAN Jordi | 2.5 | 26:30 | 3/6 | 50 | 2/4 | 50 | 1/2 | 50 | 1/4 | 25 | 1 | 1 | 2 | 3 | 2 | | | 3 | 4 | | | | -6 | 8 |
| *13 | GARCIA PEREIRO Asier (C) | 4.0 | 27:58 | 4/20 | 20 | 4/20 | 20 | | | | | | 4 | 4 | 10 | 3 | | | 2 | 3 | | | | -8 | 8 |
| 14 | MOURIZ DOPICO David | 2.5 | 18:02 | 2/5 | 40 | 1/1 | 100 | 1/4 | 25 | 1/2 | 50 | | 3 | 3 | 4 | 2 | | | 3 | 2 | | | | 6 | 6 |
| 16 | ONRUBIA GONZALEZ Oscar | 1.5 | 3:30 | | | | | | | | | | | | | | | | | | | | | -6 | 0 |
| 24 | ORTEGA LAFUENTE Ignacio | 4.0 | 4:58 | 0/2 | 0 | 0/2 | 0 | | | | | 1 | | 1 | | | | | | | | | | -10 | 0 |
| 28 | LORENZO DIAZ Manuel | 3.0 | 19:11 | 4/7 | 57 | 4/7 | 57 | | | | | 2 | 6 | 8 | | | 1 | | 2 | 1 | | | | -1 | 8 |
| 51 | ALEJOS ALONSO Agustin | 4.5 | 2:32 | 0/2 | 0 | 0/1 | 0 | 0/1 | 0 | | | | | | | 1 | | | 2 | | | | | -2 | 0 |
| Team / Coach | | | | | | | | | | | | | | | 2 | 2 | 3 | | | | | | | | |
| Totals | | | | 24/64 | 38 | 22/57 | 39 | 2/7 | 29 | 8/14 | 57 | 11 | 27 | 38 | 21 | 12 | 4 | 1 | 20 | 16 | -10 | | | | 58 |
| Coach | | TRIGO DIEZ Oscar | | | | | | | | | | | | | | | | | | | | | | | |
| Assistant Coach | | LOPEZ MARTINEZ Francisco | | | | | | | | | | CARVAJAL PICHEL Javier | | | | | | | | | | | | | |

GBR - Great Britain

| No. | Name | Sport Class | MIN | Field Goals | | 2 Points | | 3 Points | | Free Throws | | Rebounds | | | AS | TO | ST | BS | PF | FD | +/- | PTS | | |
|-----------------|-----------------|--------------|-------|-------------|-----|----------|-----|----------|-----|-------------|----|----------|----|-----|----|----|----|----|----|----|-----|-----|----|-----------|
| | | | | M/A | % | M/A | % | M/A | % | M/A | % | OR | DR | TOT | | | | | | | | | | |
| *4 | CHOUDHRY Gaz | 4.0 | 30:32 | 8/15 | 53 | 7/14 | 50 | 1/1 | 100 | 2/3 | 67 | 2 | 4 | 6 | 6 | 4 | 1 | | 4 | 4 | 10 | | 19 | |
| 7 | BYWATER Terry | 4.5 | 10:33 | 4/9 | 44 | 3/6 | 50 | 1/3 | 33 | 5/6 | 83 | | 2 | 2 | 1 | | | 1 | 5 | 3 | | | 14 | |
| *9 | BROWN Harrison | 2.5 | 30:14 | 1/8 | 13 | 1/8 | 13 | | | 0/2 | 0 | | 2 | 2 | 1 | 1 | | | 5 | 4 | 11 | | 2 | |
| *10 | JAMA Abdi | 1.0 | 38:02 | 4/8 | 50 | 4/8 | 50 | | | | | 2 | 2 | 4 | 3 | 2 | | | 3 | | 13 | | 8 | |
| *12 | WARBURTON Gregg | 2.0 | 34:45 | 5/12 | 42 | 5/11 | 45 | 0/1 | 0 | | | 1 | 3 | 4 | 8 | 1 | | | 1 | 3 | 6 | | 10 | |
| 13 | SAGAR Ian (C) | 3.0 | 9:28 | 1/1 | 100 | 1/1 | 100 | | | | | | 1 | 1 | 1 | | | | | | 0 | | 2 | |
| *14 | MANNING Lee | 4.5 | 34:42 | 5/8 | 63 | 5/8 | 63 | | | 1/2 | 50 | 5 | 16 | 21 | 1 | | 1 | | 1 | 2 | 11 | | 11 | |
| 15 | FOX Ben | 3.5 | 4:13 | | | | | | | 1/2 | 50 | | | | | 1 | | | 1 | 1 | -4 | | 1 | |
| 16 | PALMER James | 1.0 | 7:13 | 0/1 | 0 | 0/1 | 0 | | | 1/2 | 50 | | | | | | 1 | | 1 | 1 | | | 1 | |
| 17 | MACSORLEY James | 2.0 | 0:18 | | | | | | | | | | | | | | | | | | -1 | | 0 | |
| 18 | BRIDGE Billy | 3.0 | DNP | | | | | | | | | | | | | | | | | | | | | |
| 20 | EDWARDS Lewis | 3.0 | DNP | | | | | | | | | | | | | | | | | | | | | |
| Team / Coach | | | | | | | | | | | | | | | 1 | | | | | | | | | |
| Totals | | | | 28/62 | 45 | 26/57 | 46 | 2/5 | 40 | 10/17 | 59 | 10 | 30 | 40 | 20 | 11 | 3 | | 16 | 20 | 10 | | | 68 |
| Coach | | CHOUDHRY Gaz | | | | | | | | | | | | | | | | | | | | | | |
| Assistant Coach | | MANNING Lee | | | | | | | | | | | | | | | | | | | | | | |

| | ESP | GBR |
|-----------------------|----------------|----------------|
| Points from Turnovers | 12 | 13 |
| Points in the Paint | 36 (18/40) 45% | 20 (10/23) 43% |
| Second Chance Points | 11 | 9 |
| Fast Break Points | 4 | 1 |
| Bench Points | 14 | 18 |

| | ESP | GBR |
|---------------------|-------------|-------------|
| Biggest Lead | 8 | 14 |
| Biggest Scoring Run | 8-0 (48-54) | 7-0 (24-23) |
| Lead Changes | 5 | |
| Times Tied | 6 | |
| Time Leading | 11:36 | 24:08 |

| Legend: | | | |
|---------|---------------------|-----|--------------------|
| % | Shooting Percentage | (C) | Captain |
| BS | Blocked Shots | DNP | Did Not Play |
| MIN | Minutes Played | No. | Uniform Number |
| Qx | Quarter Time | ST | Steals |
| * | Game Starters | DR | Defensive Rebounds |
| | | OR | Offensive Rebounds |
| | | TO | Turnovers |
| +/- | Plus-Minus | FD | Fouls Drawn |
| | | PF | Fouls |
| AS | Assists | TOT | Total Rebounds |
| M/A | Made / Attempts | | |
| PTS | Points | | |



Results

結果

Game 73

USA 64 vs 60 JPN
(18-18, 14-9, 13-19, 19-14)

Attendance: 62

Game Duration: 1:25

Referee: URUNUELA Juan

Commissioner: MAGALLANES Juan

Umpires: GAUTHIER Sebastien; PAJER Tomas

| Scoring by 5 min intervals: | USA | Q1 | Q2 | Q3 | Q4 | JPN |
|-----------------------------|-----|-------|-------|-------|-------|-----|
| | | 4 18 | 26 32 | 39 45 | 55 64 | |
| | | 10 18 | 20 27 | 39 46 | 56 60 | |

USA - United States

| No. | Name | Sport Class | MIN | Field Goals | | 2 Points | | 3 Points | | Free Throws | | Rebounds | | | AS | TO | ST | BS | PF | FD | +/- | PTS | |
|------------------------|-----------------|---------------|-------|-------------|-----|----------|-----|----------|----|-------------|----|------------------|----|-----|----|----|----|----|----|----|-----|-----|---|
| | | | | M/A | % | M/A | % | M/A | % | M/A | % | OR | DR | TOT | | | | | | | | | |
| 1 | SANCHEZ Jorge | 4.0 | DNP | | | | | | | | | | | | | | | | | | | | |
| 2 | WILLIAMS Jacob | 2.5 | 29:05 | 6/15 | 40 | 5/13 | 38 | 1/2 | 50 | | | 1 | 6 | 7 | 4 | 2 | 2 | | 3 | 1 | 17 | 13 | |
| 4 | TUREK Joshua | 3.5 | 8:13 | 0/3 | 0 | 0/3 | 0 | | | | | | 1 | 1 | | | | | | | -7 | 0 | |
| *5 | PAYE Michael | 3.0 | 3:14 | 0/2 | 0 | 0/2 | 0 | | | | | | | | | | | | | 2 | -6 | 0 | |
| 6 | LESPERANCE Matt | 1.0 | DNP | | | | | | | | | | | | | | | | | | | | |
| *7 | NEISWENDER Ryan | 2.0 | 2:58 | 0/1 | 0 | 0/1 | 0 | | | | | | | | | | | | | | | -6 | 0 |
| *8 | BELL Brian | 4.5 | 31:47 | 4/11 | 36 | 4/11 | 36 | | | | | 1 | 6 | 7 | 5 | | 2 | 1 | 1 | 1 | 11 | 8 | |
| 9 | SCOTT Matt | 3.5 | 14:38 | 1/5 | 20 | 1/4 | 25 | 0/1 | 0 | | | | 2 | 2 | | | | 1 | 2 | 1 | -8 | 2 | |
| *11 | SERIO Steve (C) | 3.5 | 33:19 | 11/19 | 58 | 10/16 | 63 | 1/3 | 33 | 5/6 | 83 | 1 | 3 | 4 | 9 | 2 | 2 | | 3 | 5 | 5 | 28 | |
| 15 | HINZE Nate | 4.5 | DNP | | | | | | | | | | | | | | | | | | | | |
| 16 | JENIFER Trevon | 2.5 | 36:46 | 3/5 | 60 | 3/5 | 60 | | | 3/4 | 75 | 1 | 3 | 4 | 2 | 1 | 3 | | 1 | 6 | 10 | 9 | |
| *33 | BOIE John | 1.0 | 40:00 | 2/2 | 100 | 2/2 | 100 | | | | | | 1 | 1 | 1 | 1 | 1 | | 1 | 1 | 4 | 4 | |
| Team / Coach | | | | | | | | | | | | 1 | 3 | 4 | | 1 | | | | | | | |
| Totals | | | | 27/63 | 43 | 25/57 | 44 | 2/6 | 33 | 8/10 | 80 | 5 | 25 | 30 | 21 | 7 | 10 | 2 | 11 | 17 | 4 | 64 | |
| Coach | | LYKINS Ron | | | | | | | | | | | | | | | | | | | | | |
| Assistant Coach | | TAYLOR Robert | | | | | | | | | | SCHWAB Christina | | | | | | | | | | | |

JPN - Japan

| No. | Name | Sport Class | MIN | Field Goals | | 2 Points | | 3 Points | | Free Throws | | Rebounds | | | AS | TO | ST | BS | PF | FD | +/- | PTS |
|------------------------|---------------------|----------------|-------|-------------|-----|----------|-----|----------|----|-------------|----|----------|----|-----|----|----|----|----|----|----|-----|-----|
| | | | | M/A | % | M/A | % | M/A | % | M/A | % | OR | DR | TOT | | | | | | | | |
| *1 | TOYOSHIMA Akira (C) | 2.0 | 18:24 | 0/1 | 0 | 0/1 | 0 | | | | | | | | | | | | 1 | | -4 | 0 |
| *2 | CHOKAI Renshi | 2.5 | 36:01 | 4/7 | 57 | 4/7 | 57 | | | | | 4 | 14 | 18 | 3 | 2 | | | 2 | 3 | -2 | 8 |
| *6 | KAWAHARA Rin | 1.5 | 11:55 | 1/1 | 100 | 1/1 | 100 | | | | | | | | | | | | 2 | 1 | 4 | 2 |
| 7 | FURUSAWA Takuya | 3.0 | 13:05 | 1/8 | 13 | 1/7 | 14 | 0/1 | 0 | | | 1 | 1 | 1 | 1 | 1 | | | 1 | 2 | -9 | 2 |
| 8 | AKAISHI Ryuga | 2.5 | 26:02 | 3/4 | 75 | 3/4 | 75 | | | | | 1 | 1 | 3 | 1 | | | | 1 | 1 | -6 | 6 |
| 10 | MIYAJIMA Tetsuya | 4.0 | 6:02 | 0/1 | 0 | 0/1 | 0 | | | | | 1 | 1 | 1 | 2 | | | | 2 | | -4 | 0 |
| 11 | FUJISAWA Kiyoshi | 2.0 | 8:33 | 2/3 | 67 | 2/3 | 67 | | | | | 1 | 1 | 3 | | | | | | | 9 | 4 |
| *13 | FUJIMOTO Reo | 4.5 | 18:58 | 5/10 | 50 | 4/8 | 50 | 1/2 | 50 | | | 6 | 6 | 2 | 1 | | | | 4 | | -3 | 11 |
| 21 | TAKAMATSU Yoshinobu | 4.0 | 0:14 | | | | | | | | | | | | | | | | | | 0 | 0 |
| *25 | AKITA Kei | 3.5 | 19:59 | 3/7 | 43 | 3/7 | 43 | | | 3/5 | 60 | | 2 | 2 | 2 | 2 | | | 1 | 3 | 11 | 9 |
| 26 | IWAI Takayoshi | 1.0 | 13:04 | | | | | | | | | | | | | | | | | | -10 | 0 |
| 55 | KOZAI Hiroaki | 3.5 | 27:43 | 9/15 | 60 | 9/11 | 82 | 0/4 | 0 | | | 1 | 3 | 4 | 5 | 4 | 1 | | 3 | 1 | -6 | 18 |
| Team / Coach | | | | | | | | | | | | 1 | 1 | 2 | | 1 | | | | | | |
| Totals | | | | 28/57 | 49 | 27/50 | 54 | 1/7 | 14 | 3/5 | 60 | 6 | 30 | 36 | 20 | 14 | 1 | | 17 | 11 | -4 | 60 |
| Coach | | KYOYA Kazuyuki | | | | | | | | | | | | | | | | | | | | |
| Assistant Coach | | OIKAWA Shimpei | | | | | | | | | | | | | | | | | | | | |

| | USA | JPN |
|-----------------------|----------------|----------------|
| Points from Turnovers | 18 | 1 |
| Points in the Paint | 28 (14/25) 56% | 20 (10/18) 56% |
| Second Chance Points | 2 | 4 |
| Fast Break Points | 8 | 9 |
| Bench Points | 24 | 30 |

| | USA | JPN |
|---------------------|--------------|-----------|
| Biggest Lead | 6 | 8 |
| Biggest Scoring Run | 10-0 (22-18) | 8-0 (0-8) |
| Lead Changes | | 3 |
| Times Tied | | 5 |
| Time Leading | 19:08 | 16:52 |

| Legend: | | | |
|---------|---------------------|-----|--------------------|
| % | Shooting Percentage | (C) | Captain |
| BS | Blocked Shots | DNP | Did Not Play |
| MIN | Minutes Played | No. | Uniform Number |
| Qx | Quarter Time | ST | Steals |
| * | Game Starters | DR | Defensive Rebounds |
| +/- | Plus-Minus | OR | Offensive Rebounds |
| AS | Assists | PF | Fouls |
| M/A | Made / Attempts | TOT | Total Rebounds |
| PTS | Points | | |



Cumulative Statistics

チームの累積統計

USA - United States

After 8 games

Player Totals

| No. | Name | Sport Class | GP | TP | Field Goals | | 2 Points | | 3 Points | | Free Throws | | Rebounds | | | AS | TO | ST | BS | PF | FD | +/- | PTS |
|------------------|-----------------|-------------|----|---------|-------------|-----|----------|-----|----------|----|-------------|-----|----------|-----|-----|-----|-----|----|----|-----|-----|------|-----|
| | | | | | M / A | % | M / A | % | M / A | % | M / A | % | OR | DR | TOT | | | | | | | | |
| 1 | SANCHEZ Jorge | 4.0 | 3 | 42:14 | 6/12 | 50 | 6/12 | 50 | | | 4/6 | 67 | 2 | 7 | 9 | 8 | 2 | 1 | | 2 | 6 | 34 | 16 |
| 2 | WILLIAMS Jacob | 2.5 | 8 | 3:18:20 | 49/122 | 40 | 42/95 | 44 | 7/27 | 26 | 6/9 | 67 | 9 | 30 | 39 | 35 | 10 | 14 | | 10 | 13 | 113 | 111 |
| 4 | TUREK Joshua | 3.5 | 8 | 1:25:51 | 21/49 | 43 | 21/47 | 45 | 0/2 | 0 | 10/12 | 83 | 3 | 14 | 17 | 3 | 5 | 3 | | 8 | 10 | 51 | 52 |
| 5 | PAYE Michael | 3.0 | 8 | 1:23:11 | 14/27 | 52 | 14/27 | 52 | | | 2/2 | 100 | 2 | 9 | 11 | 17 | 4 | 5 | | 3 | 5 | 35 | 30 |
| 6 | LESPERANCE Matt | 1.0 | 5 | 44:52 | 1/1 | 100 | 1/1 | 100 | | | | | | 1 | 1 | | | | | 3 | | 18 | 2 |
| 7 | NEISWENDER Ryan | 2.0 | 8 | 1:49:15 | 11/27 | 41 | 11/27 | 41 | | | | | 1 | 11 | 12 | 4 | 2 | | | 9 | 5 | 45 | 22 |
| 8 | BELL Brian | 4.5 | 8 | 2:40:41 | 41/66 | 62 | 41/65 | 63 | 0/1 | 0 | 2/5 | 40 | 7 | 32 | 39 | 16 | 6 | 6 | 2 | 5 | 9 | 50 | 84 |
| 9 | SCOTT Matt | 3.5 | 8 | 2:42:54 | 24/65 | 37 | 21/50 | 42 | 3/15 | 20 | 5/14 | 36 | 10 | 25 | 35 | 37 | 5 | 10 | 3 | 12 | 18 | 68 | 56 |
| 11 | SERIO Steve (C) | 3.5 | 8 | 3:25:32 | 38/81 | 47 | 35/67 | 52 | 3/14 | 21 | 12/13 | 92 | 6 | 39 | 45 | 59 | 10 | 10 | | 13 | 25 | 69 | 91 |
| 15 | HINZE Nate | 4.5 | 5 | 35:26 | 7/12 | 58 | 7/12 | 58 | | | 1/2 | 50 | 2 | 11 | 13 | 2 | 4 | 2 | | 5 | 3 | 17 | 15 |
| 16 | JENIFER Trevon | 2.5 | 8 | 4:03:43 | 12/33 | 36 | 12/33 | 36 | | | 11/22 | 50 | 11 | 21 | 32 | 22 | 2 | 17 | | 15 | 24 | 118 | 35 |
| 33 | BOIE John | 1.0 | 8 | 3:48:01 | 3/10 | 30 | 3/10 | 30 | | | 0/2 | 0 | | 5 | 5 | 3 | 2 | 3 | | 10 | 5 | 82 | 6 |
| Team / Coach | | | | | | | | | | | | | | | | | | | | | | | |
| Totals | | | | | 227/505 | 45 | 214/446 | 48 | 13/59 | 22 | 53/87 | 61 | 56 | 234 | 290 | 206 | 57 | 71 | 5 | 95 | 123 | 140 | 520 |
| Opponents | | | | | 169/432 | 39 | 158/371 | 43 | 11/61 | 18 | 31/70 | 44 | 39 | 230 | 269 | 137 | 121 | 22 | 3 | 123 | 95 | -140 | 380 |

Team Totals

| | USA | Opponents |
|-----------------------|-------------------|------------------|
| Points from Turnovers | 130 | 34 |
| Points in the Paint | 256 (128/230) 56% | 186 (93/181) 51% |
| Second Chance Points | 48 | 30 |
| Fast Break Points | 80 | 36 |
| Bench Points | 287 | 90 |

Player Averages

| No. | Name | Sport Class | GP | MPG | Field Goals | | 2 Points | | 3 Points | | Free Throws | | Rebounds | | | AS | TO | ST | BS | PF | FD | +/- | PPG |
|------------------|-----------------|-------------|----|------|-------------|-----|-----------|-----|----------|----|-------------|-----|----------|------|------|------|------|-----|-----|------|------|-------|------|
| | | | | | M / A | % | M / A | % | M / A | % | M / A | % | OR | DR | TOT | | | | | | | | |
| 1 | SANCHEZ Jorge | 4.0 | 3 | 14.1 | 2.0/4.0 | 50 | 2.0/4.0 | 50 | | | 1.3/2.0 | 67 | 0.7 | 2.3 | 3.0 | 2.7 | 0.7 | 0.3 | | 0.7 | 2.0 | 11.3 | 5.3 |
| 2 | WILLIAMS Jacob | 2.5 | 8 | 24.8 | 6.1/15.3 | 40 | 5.3/11.9 | 44 | 0.9/3.4 | 26 | 0.8/1.1 | 67 | 1.1 | 3.8 | 4.9 | 4.4 | 1.3 | 1.8 | | 1.3 | 1.6 | 14.1 | 13.9 |
| 4 | TUREK Joshua | 3.5 | 8 | 10.7 | 2.6/6.1 | 43 | 2.6/5.9 | 45 | 0.0/0.3 | 0 | 1.3/1.5 | 83 | 0.4 | 1.8 | 2.1 | 0.4 | 0.6 | 0.4 | | 1.0 | 1.3 | 6.4 | 6.5 |
| 5 | PAYE Michael | 3.0 | 8 | 10.4 | 1.8/3.4 | 52 | 1.8/3.4 | 52 | | | 0.3/0.3 | 100 | 0.3 | 1.1 | 1.4 | 2.1 | 0.5 | 0.6 | | 0.4 | 0.6 | 4.4 | 3.8 |
| 6 | LESPERANCE Matt | 1.0 | 5 | 9.0 | 0.2/0.2 | 100 | 0.2/0.2 | 100 | | | | | | 0.2 | 0.2 | | | | | 0.6 | | 3.6 | 0.4 |
| 7 | NEISWENDER Ryan | 2.0 | 8 | 13.7 | 1.4/3.4 | 41 | 1.4/3.4 | 41 | | | | | 0.1 | 1.4 | 1.5 | 0.5 | 0.3 | | | 1.1 | 0.6 | 5.6 | 2.8 |
| 8 | BELL Brian | 4.5 | 8 | 20.1 | 5.1/8.3 | 62 | 5.1/8.1 | 63 | 0.0/0.1 | 0 | 0.3/0.6 | 40 | 0.9 | 4.0 | 4.9 | 2.0 | 0.8 | 0.8 | 0.3 | 0.6 | 1.1 | 6.3 | 10.5 |
| 9 | SCOTT Matt | 3.5 | 8 | 20.4 | 3.0/8.1 | 37 | 2.6/6.3 | 42 | 0.4/1.9 | 20 | 0.6/1.8 | 36 | 1.3 | 3.1 | 4.4 | 4.6 | 0.6 | 1.3 | 0.4 | 1.5 | 2.3 | 8.5 | 7.0 |
| 11 | SERIO Steve (C) | 3.5 | 8 | 25.7 | 4.8/10.1 | 47 | 4.4/8.4 | 52 | 0.4/1.8 | 21 | 1.5/1.6 | 92 | 0.8 | 4.9 | 5.6 | 7.4 | 1.3 | 1.3 | | 1.6 | 3.1 | 8.6 | 11.4 |
| 15 | HINZE Nate | 4.5 | 5 | 7.1 | 1.4/2.4 | 58 | 1.4/2.4 | 58 | | | 0.2/0.4 | 50 | 0.4 | 2.2 | 2.6 | 0.4 | 0.8 | 0.4 | | 1.0 | 0.6 | 3.4 | 3.0 |
| 16 | JENIFER Trevon | 2.5 | 8 | 30.5 | 1.5/4.1 | 36 | 1.5/4.1 | 36 | | | 1.4/2.8 | 50 | 1.4 | 2.6 | 4.0 | 2.8 | 0.3 | 2.1 | | 1.9 | 3.0 | 14.8 | 4.4 |
| 33 | BOIE John | 1.0 | 8 | 28.5 | 0.4/1.3 | 30 | 0.4/1.3 | 30 | | | 0.0/0.3 | 0 | | 0.6 | 0.6 | 0.4 | 0.3 | 0.4 | | 1.3 | 0.6 | 10.3 | 0.8 |
| Team / Coach | | | | | | | | | | | | | | | | | | | | | | | |
| Totals | | | | | 28.4/63.1 | 45 | 26.8/55.8 | 48 | 1.6/7.4 | 22 | 6.6/10.9 | 61 | 7.0 | 29.3 | 36.3 | 25.8 | 7.1 | 8.9 | 0.6 | 11.9 | 15.4 | 17.5 | 65.0 |
| Opponents | | | | | 21.1/54.0 | 39 | 19.8/46.4 | 43 | 1.4/7.6 | 18 | 3.9/8.8 | 44 | 4.9 | 28.8 | 33.6 | 17.1 | 15.1 | 2.8 | 0.4 | 15.4 | 11.9 | -17.5 | 47.5 |

Team Averages

| | USA | Opponents |
|-----------------------|------|-----------|
| Points from Turnovers | 16.3 | 4.3 |
| Points in the Paint | 32.0 | 23.3 |
| Second Chance Points | 6.0 | 3.8 |
| Fast Break Points | 10.0 | 4.5 |
| Bench Points | 35.9 | 11.3 |



Cumulative Statistics

チームの累積統計

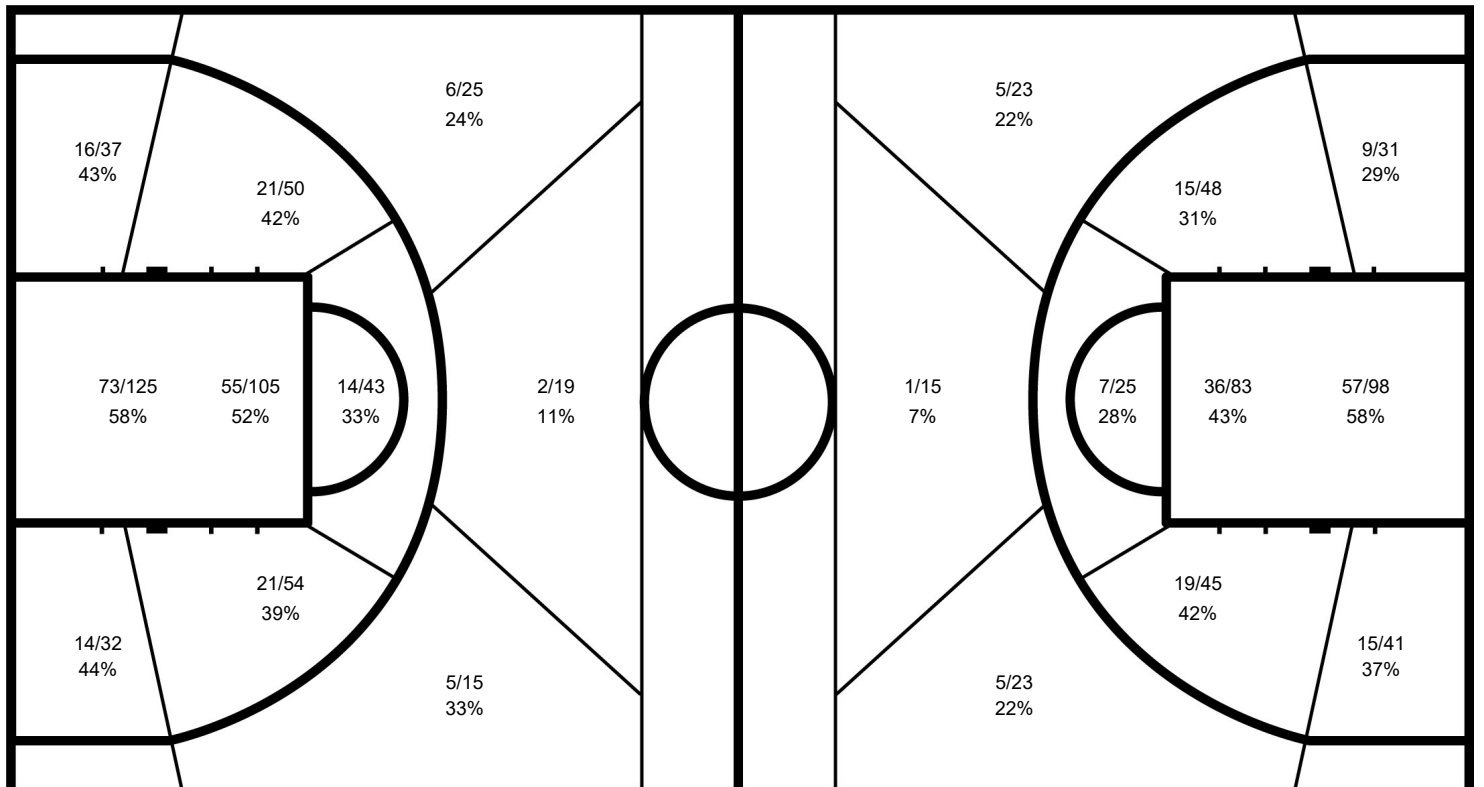
USA - United States

After 8 games

| Phase | USA Played | Score | | Field Goals | | 2 Points | | 3 Points | | Free Throws | | Rebounds | | | AS | TO | ST | BS | PF | FD |
|---------------------------|------------|-------|------|-------------|----|----------|----|----------|----|-------------|----|----------|----|-----|----|----|----|----|----|----|
| | | | | M / A | % | M / A | % | M / A | % | M / A | % | OR | DR | TOT | | | | | | |
| Preliminary Round Group B | GER | 58-55 | For | 27/58 | 47 | 27/56 | 48 | 0/2 | 0 | 4/9 | 44 | 5 | 29 | 34 | 24 | 8 | 7 | 2 | 10 | 14 |
| | | | Agn. | 23/57 | 40 | 18/41 | 44 | 5/16 | 31 | 4/5 | 80 | 3 | 29 | 32 | 20 | 10 | 4 | 1 | 14 | 10 |
| Preliminary Round Group B | IRI | 65-41 | For | 30/68 | 44 | 29/61 | 48 | 1/7 | 14 | 4/6 | 67 | 8 | 28 | 36 | 31 | 6 | 11 | | 15 | 11 |
| | | | Agn. | 18/46 | 39 | 16/40 | 40 | 2/6 | 33 | 3/11 | 27 | 3 | 31 | 34 | 13 | 20 | 4 | | 11 | 15 |
| Preliminary Round Group B | GBR | 63-64 | For | 26/68 | 38 | 26/60 | 43 | 0/8 | 0 | 11/17 | 65 | 8 | 23 | 31 | 25 | 2 | 9 | | 20 | 19 |
| | | | Agn. | 28/49 | 57 | 28/46 | 61 | 0/3 | 0 | 8/16 | 50 | 4 | 32 | 36 | 22 | 15 | | 1 | 19 | 20 |
| Preliminary Round Group B | AUS | 66-38 | For | 26/61 | 43 | 23/53 | 43 | 3/8 | 38 | 11/17 | 65 | 8 | 32 | 40 | 23 | 10 | 9 | | 6 | 17 |
| | | | Agn. | 18/60 | 30 | 18/56 | 32 | 0/4 | 0 | 2/8 | 25 | 10 | 30 | 40 | 17 | 17 | 5 | | 17 | 6 |
| Preliminary Round Group B | ALG | 86-25 | For | 39/64 | 61 | 37/58 | 64 | 2/6 | 33 | 6/12 | 50 | 10 | 38 | 48 | 34 | 9 | 11 | | 8 | 16 |
| | | | Agn. | 12/56 | 21 | 11/45 | 24 | 1/11 | 9 | 0/2 | 0 | 5 | 18 | 23 | 9 | 17 | 3 | 1 | 16 | 8 |
| Quarterfinal | TUR | 52-45 | For | 22/63 | 35 | 21/56 | 38 | 1/7 | 14 | 7/9 | 78 | 6 | 27 | 33 | 20 | 4 | 7 | 1 | 14 | 17 |
| | | | Agn. | 19/48 | 40 | 17/41 | 41 | 2/7 | 29 | 5/13 | 38 | 3 | 35 | 38 | 13 | 17 | 2 | | 17 | 14 |
| Semifinal | ESP | 66-52 | For | 30/60 | 50 | 26/45 | 58 | 4/15 | 27 | 2/7 | 29 | 6 | 32 | 38 | 28 | 11 | 7 | | 11 | 12 |
| | | | Agn. | 23/59 | 39 | 23/52 | 44 | 0/7 | 0 | 6/10 | 60 | 5 | 25 | 30 | 23 | 11 | 3 | | 12 | 11 |
| Gold Medal Match | JPN | 64-60 | For | 27/63 | 43 | 25/57 | 44 | 2/6 | 33 | 8/10 | 80 | 5 | 25 | 30 | 21 | 7 | 10 | 2 | 11 | 17 |
| | | | Agn. | 28/57 | 49 | 27/50 | 54 | 1/7 | 14 | 3/5 | 60 | 6 | 30 | 36 | 20 | 14 | 1 | | 17 | 11 |

USA - United States

Opponents



USA

| | M / A | % |
|-------------|-----------|----|
| Field Goals | 227 / 505 | 45 |
| 2 Points | 214 / 446 | 48 |
| 3 Points | 13 / 59 | 22 |
| Free Throws | 53 / 87 | 61 |

Opponents

| | M / A | % |
|-------------|-----------|----|
| Field Goals | 169 / 432 | 39 |
| 2 Points | 158 / 371 | 43 |
| 3 Points | 11 / 61 | 18 |
| Free Throws | 31 / 70 | 44 |



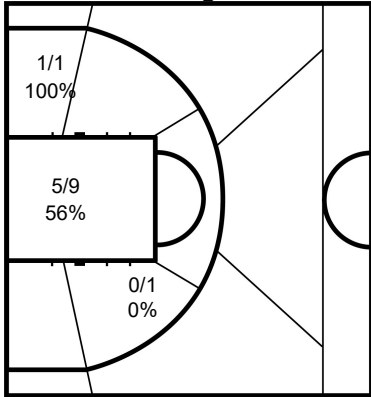
Cumulative Statistics

チームの累積統計

USA - United States

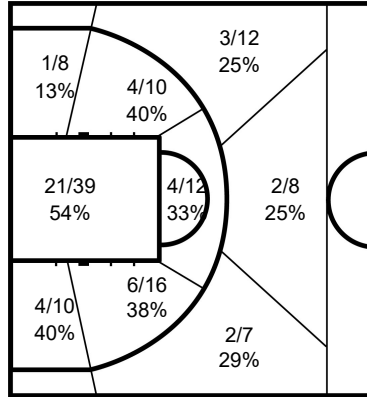
After 8 games

1 SANCHEZ Jorge



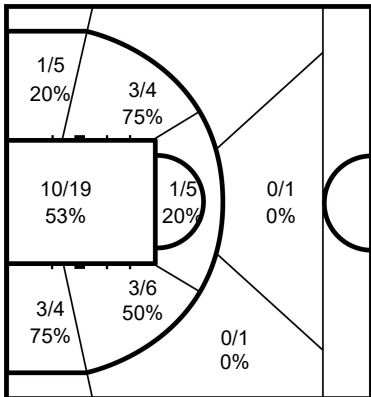
| | M / A | % |
|-------------|--------|----|
| Field Goals | 6 / 12 | 50 |
| 2 Points | 6 / 12 | 50 |
| 3 Points | | |
| Free Throws | 4 / 6 | 67 |

2 WILLIAMS Jacob



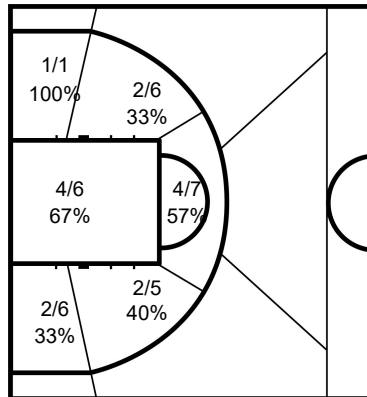
| | M / A | % |
|-------------|----------|----|
| Field Goals | 49 / 122 | 40 |
| 2 Points | 42 / 95 | 44 |
| 3 Points | 7 / 27 | 26 |
| Free Throws | 6 / 9 | 67 |

4 TUREK Joshua



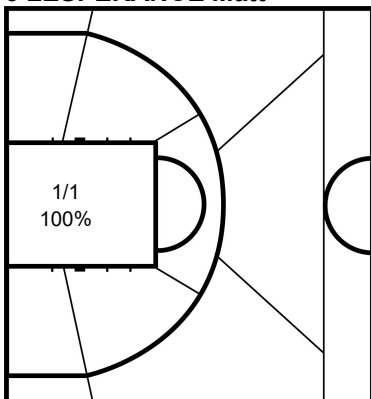
| | M / A | % |
|-------------|---------|----|
| Field Goals | 21 / 49 | 43 |
| 2 Points | 21 / 47 | 45 |
| 3 Points | 0 / 2 | 0 |
| Free Throws | 10 / 12 | 83 |

5 PAYE Michael



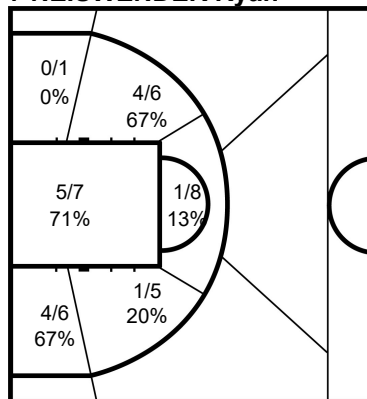
| | M / A | % |
|-------------|---------|-----|
| Field Goals | 14 / 27 | 52 |
| 2 Points | 14 / 27 | 52 |
| 3 Points | | |
| Free Throws | 2 / 2 | 100 |

6 LESPERANCE Matt



| | M / A | % |
|-------------|-------|-----|
| Field Goals | 1 / 1 | 100 |
| 2 Points | 1 / 1 | 100 |
| 3 Points | | |
| Free Throws | | |

7 NEISWENDER Ryan



| | M / A | % |
|-------------|---------|----|
| Field Goals | 11 / 27 | 41 |
| 2 Points | 11 / 27 | 41 |
| 3 Points | | |
| Free Throws | | |



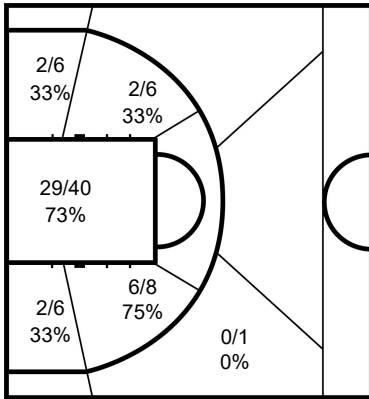
Cumulative Statistics

チームの累積統計

USA - United States

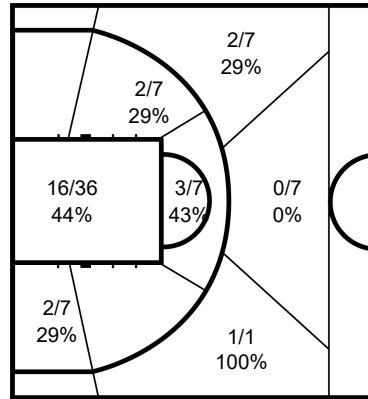
After 8 games

8 BELL Brian



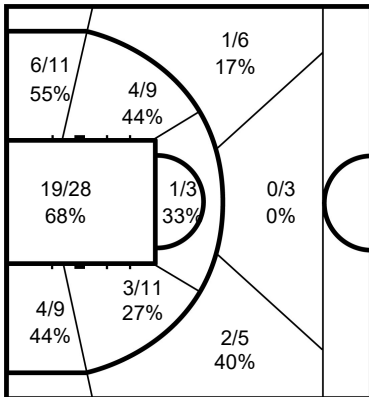
| | M / A | % |
|-------------|---------|----|
| Field Goals | 41 / 66 | 62 |
| 2 Points | 41 / 65 | 63 |
| 3 Points | 0 / 1 | 0 |
| Free Throws | 2 / 5 | 40 |

9 SCOTT Matt



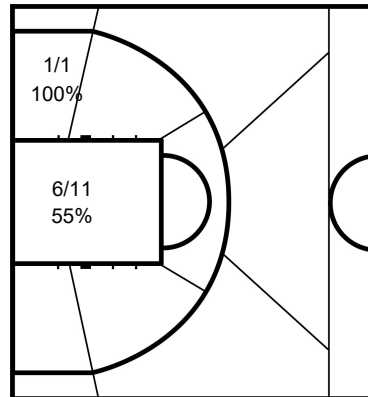
| | M / A | % |
|-------------|---------|----|
| Field Goals | 24 / 65 | 37 |
| 2 Points | 21 / 50 | 42 |
| 3 Points | 3 / 15 | 20 |
| Free Throws | 5 / 14 | 36 |

11 SERIO Steve



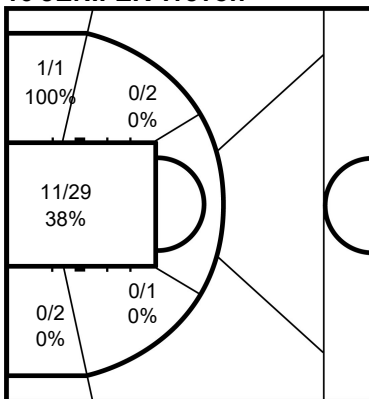
| | M / A | % |
|-------------|---------|----|
| Field Goals | 38 / 81 | 47 |
| 2 Points | 35 / 67 | 52 |
| 3 Points | 3 / 14 | 21 |
| Free Throws | 12 / 13 | 92 |

15 HINZE Nate



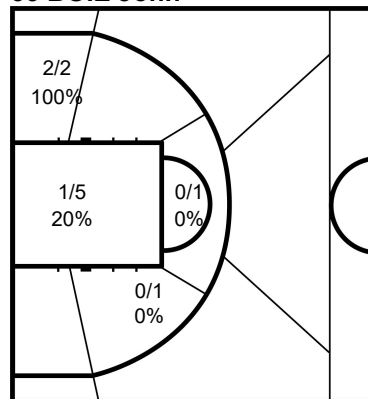
| | M / A | % |
|-------------|--------|----|
| Field Goals | 7 / 12 | 58 |
| 2 Points | 7 / 12 | 58 |
| 3 Points | | |
| Free Throws | 1 / 2 | 50 |

16 JENIFER Trevon



| | M / A | % |
|-------------|---------|----|
| Field Goals | 12 / 33 | 36 |
| 2 Points | 12 / 33 | 36 |
| 3 Points | | |
| Free Throws | 11 / 22 | 50 |

33 BOIE John



| | M / A | % |
|-------------|--------|----|
| Field Goals | 3 / 10 | 30 |
| 2 Points | 3 / 10 | 30 |
| 3 Points | | |
| Free Throws | 0 / 2 | 0 |

| Legend: | | | |
|---------|-------------------------|-------|--------------------|
| % | Shooting Percentage | (C) | Captain |
| BS | Blocked Shots | DR | Defensive Rebounds |
| MPG | Minutes Played per Game | No. | Uniform Number |
| PTS | Points | ST | Steals |
| +/- | Plus-Minus | FD | Fouls Drawn |
| OR | Offensive Rebounds | GP | Games Played |
| TO | Turnovers | PF | Fouls |
| TOT | Total Rebounds | AS | Assists |
| | | M / A | Made / Attempts |
| | | PPG | Points per Game |
| | | TP | Time Played |



Cumulative Statistics

チームの累積統計

JPN - Japan

After 8 games

Player Totals

| No. | Name | Sport Class | GP | TP | Field Goals | | 2 Points | | 3 Points | | Free Throws | | Rebounds | | | AS | TO | ST | BS | PF | FD | +/- | PTS |
|------------------|---------------------|-------------|----|---------|-------------|----|----------|----|----------|----|-------------|-----|----------|-----|-----|-----|----|----|----|-----|-----|-----|-----|
| | | | | | M / A | % | M / A | % | M / A | % | M / A | % | OR | DR | TOT | | | | | | | | |
| 1 | TOYOSHIMA Akira (C) | 2.0 | 8 | 2:33:35 | 8/15 | 53 | 8/15 | 53 | | | | | 2 | 6 | 8 | 17 | 8 | 1 | | 5 | 6 | 18 | 16 |
| 2 | CHOKAI Renshi | 2.5 | 8 | 4:40:08 | 38/81 | 47 | 36/69 | 52 | 2/12 | 17 | 6/14 | 43 | 13 | 73 | 86 | 56 | 18 | 16 | 2 | 15 | 36 | 49 | 84 |
| 6 | KAWAHARA Rin | 1.5 | 8 | 2:49:40 | 5/11 | 45 | 5/11 | 45 | | | 1/1 | 100 | 5 | 8 | 13 | 4 | 6 | 2 | | 14 | 5 | 31 | 11 |
| 7 | FURUSAWA Takuya | 3.0 | 8 | 1:41:51 | 23/66 | 35 | 22/49 | 45 | 1/17 | 6 | 3/6 | 50 | 4 | 7 | 11 | 13 | 2 | 2 | | 10 | 13 | 2 | 50 |
| 8 | AKAISHI Ryuga | 2.5 | 8 | 2:59:56 | 13/30 | 43 | 13/29 | 45 | 0/1 | 0 | | | 2 | 11 | 13 | 20 | 10 | 3 | | 12 | 4 | 23 | 26 |
| 10 | MIYAJIMA Tetsuya | 4.0 | 7 | 47:06 | 0/8 | 0 | 0/8 | 0 | | | 1/4 | 25 | | 13 | 13 | 5 | 4 | | 1 | 3 | 4 | -25 | 1 |
| 11 | FUJISAWA Kiyoshi | 2.0 | 7 | 43:21 | 3/9 | 33 | 2/7 | 29 | 1/2 | 50 | | | 1 | 5 | 6 | 7 | 3 | | | 2 | 1 | 8 | 7 |
| 13 | FUJIMOTO Reo | 4.5 | 8 | 2:45:43 | 44/94 | 47 | 38/72 | 53 | 6/22 | 27 | 1/5 | 20 | 3 | 37 | 40 | 15 | 11 | 3 | | 16 | 11 | 10 | 95 |
| 21 | TAKAMATSU Yoshinobu | 4.0 | 6 | 11:45 | | | | | | | | | 1 | 2 | 3 | | 1 | | | 5 | | -10 | |
| 25 | AKITA Kei | 3.5 | 8 | 3:46:38 | 44/87 | 51 | 43/83 | 52 | 1/4 | 25 | 8/14 | 57 | 8 | 28 | 36 | 10 | 12 | 3 | | 15 | 11 | 42 | 97 |
| 26 | IWAI Takayoshi | 1.0 | 7 | 1:09:08 | 0/3 | 0 | 0/3 | 0 | | | | | 2 | 1 | 3 | 1 | 3 | | | 2 | 4 | -36 | |
| 55 | KOZAI Hiroaki | 3.5 | 8 | 2:31:09 | 54/98 | 55 | 40/71 | 56 | 14/27 | 52 | 3/13 | 23 | 1 | 27 | 28 | 26 | 10 | 6 | | 11 | 16 | 23 | 125 |
| Team / Coach | | | | | | | | | | | | | 10 | 16 | 26 | | 4 | | | | | | |
| Totals | | | | | 232/502 | 46 | 207/417 | 50 | 25/85 | 29 | 23/57 | 40 | 52 | 234 | 286 | 174 | 92 | 36 | 3 | 110 | 111 | 27 | 512 |
| Opponents | | | | | 212/510 | 42 | 198/443 | 45 | 14/67 | 21 | 47/64 | 73 | 58 | 232 | 290 | 151 | 93 | 47 | 7 | 109 | 110 | -27 | 485 |

Team Totals

| | JPN | Opponents |
|-----------------------|-------------------|-------------------|
| Points from Turnovers | 72 | 91 |
| Points in the Paint | 222 (111/183) 61% | 268 (134/250) 54% |
| Second Chance Points | 44 | 48 |
| Fast Break Points | 92 | 28 |
| Bench Points | 217 | 102 |

Player Averages

| No. | Name | Sport Class | GP | MPG | Field Goals | | 2 Points | | 3 Points | | Free Throws | | Rebounds | | | AS | TO | ST | BS | PF | FD | +/- | PPG |
|------------------|---------------------|-------------|----|------|-------------|----|-----------|----|----------|----|-------------|-----|----------|------|------|------|------|-----|-----|------|------|------|------|
| | | | | | M / A | % | M / A | % | M / A | % | M / A | % | OR | DR | TOT | | | | | | | | |
| 1 | TOYOSHIMA Akira (C) | 2.0 | 8 | 19.2 | 1.0/1.9 | 53 | 1.0/1.9 | 53 | | | | | 0.3 | 0.8 | 1.0 | 2.1 | 1.0 | 0.1 | | 0.6 | 0.8 | 2.3 | 2.0 |
| 2 | CHOKAI Renshi | 2.5 | 8 | 35.0 | 4.8/10.1 | 47 | 4.5/8.6 | 52 | 0.3/1.5 | 17 | 0.8/1.8 | 43 | 1.6 | 9.1 | 10.8 | 7.0 | 2.3 | 2.0 | 0.3 | 1.9 | 4.5 | 6.1 | 10.5 |
| 6 | KAWAHARA Rin | 1.5 | 8 | 21.2 | 0.6/1.4 | 45 | 0.6/1.4 | 45 | | | 0.1/0.1 | 100 | 0.6 | 1.0 | 1.6 | 0.5 | 0.8 | 0.3 | | 1.8 | 0.6 | 3.9 | 1.4 |
| 7 | FURUSAWA Takuya | 3.0 | 8 | 12.7 | 2.9/8.3 | 35 | 2.8/6.1 | 45 | 0.1/2.1 | 6 | 0.4/0.8 | 50 | 0.5 | 0.9 | 1.4 | 1.6 | 0.3 | 0.3 | | 1.3 | 1.6 | 0.3 | 6.3 |
| 8 | AKAISHI Ryuga | 2.5 | 8 | 22.5 | 1.6/3.8 | 43 | 1.6/3.6 | 45 | 0.0/0.1 | 0 | | | 0.3 | 1.4 | 1.6 | 2.5 | 1.3 | 0.4 | | 1.5 | 0.5 | 2.9 | 3.3 |
| 10 | MIYAJIMA Tetsuya | 4.0 | 7 | 6.7 | 0.0/1.1 | 0 | 0.0/1.1 | 0 | | | 0.1/0.6 | 25 | | 1.9 | 1.9 | 0.7 | 0.6 | | 0.1 | 0.4 | 0.6 | -3.6 | 0.1 |
| 11 | FUJISAWA Kiyoshi | 2.0 | 7 | 6.2 | 0.4/1.3 | 33 | 0.3/1.0 | 29 | 0.1/0.3 | 50 | | | 0.1 | 0.7 | 0.9 | 1.0 | 0.4 | | | 0.3 | 0.1 | 1.1 | 1.0 |
| 13 | FUJIMOTO Reo | 4.5 | 8 | 20.7 | 5.5/11.8 | 47 | 4.8/9.0 | 53 | 0.8/2.8 | 27 | 0.1/0.6 | 20 | 0.4 | 4.6 | 5.0 | 1.9 | 1.4 | 0.4 | | 2.0 | 1.4 | 1.3 | 11.9 |
| 21 | TAKAMATSU Yoshinobu | 4.0 | 6 | 2.0 | | | | | | | | | 0.2 | 0.3 | 0.5 | | 0.2 | | | 0.8 | | -1.7 | |
| 25 | AKITA Kei | 3.5 | 8 | 28.3 | 5.5/10.9 | 51 | 5.4/10.4 | 52 | 0.1/0.5 | 25 | 1.0/1.8 | 57 | 1.0 | 3.5 | 4.5 | 1.3 | 1.5 | 0.4 | | 1.9 | 1.4 | 5.3 | 12.1 |
| 26 | IWAI Takayoshi | 1.0 | 7 | 9.9 | 0.0/0.4 | 0 | 0.0/0.4 | 0 | | | | | 0.3 | 0.1 | 0.4 | 0.1 | 0.4 | | | 0.3 | 0.6 | -5.1 | |
| 55 | KOZAI Hiroaki | 3.5 | 8 | 18.9 | 6.8/12.3 | 55 | 5.0/8.9 | 56 | 1.8/3.4 | 52 | 0.4/1.6 | 23 | 0.1 | 3.4 | 3.5 | 3.3 | 1.3 | 0.8 | | 1.4 | 2.0 | 2.9 | 15.6 |
| Team / Coach | | | | | | | | | | | | | 1.3 | 2.0 | 3.3 | | 0.5 | | | | | | |
| Totals | | | | | 29.0/62.8 | 46 | 25.9/52.1 | 50 | 3.1/10.6 | 29 | 2.9/7.1 | 40 | 6.5 | 29.3 | 35.8 | 21.8 | 11.5 | 4.5 | 0.4 | 13.8 | 13.9 | 3.4 | 64.0 |
| Opponents | | | | | 26.5/63.8 | 42 | 24.8/55.4 | 45 | 1.8/8.4 | 21 | 5.9/8.0 | 73 | 7.3 | 29.0 | 36.3 | 18.9 | 11.6 | 5.9 | 0.9 | 13.6 | 13.8 | -3.4 | 60.6 |

Team Averages

| | JPN | Opponents |
|-----------------------|------|-----------|
| Points from Turnovers | 9.0 | 11.4 |
| Points in the Paint | 27.8 | 33.5 |
| Second Chance Points | 5.5 | 6.0 |
| Fast Break Points | 11.5 | 3.5 |
| Bench Points | 27.1 | 12.8 |



Cumulative Statistics

チームの累積統計

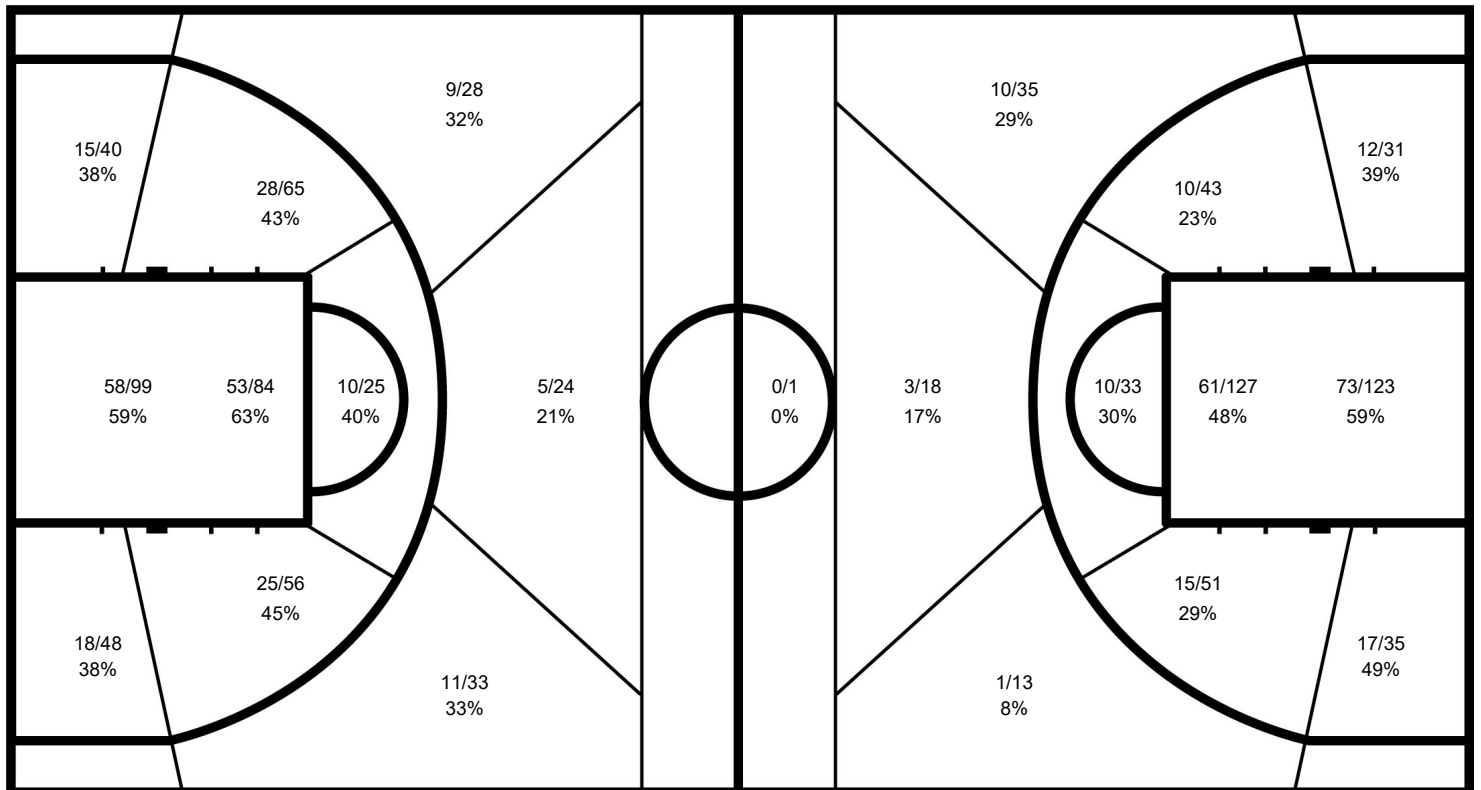
JPN - Japan

After 8 games

| Phase | JPN Played | Score | | Field Goals | | 2 Points | | 3 Points | | Free Throws | | Rebounds | | | AS | TO | ST | BS | PF | FD |
|---------------------------|------------|-------|------|-------------|----|----------|----|----------|----|-------------|----|----------|----|-----|----|----|----|----|----|----|
| | | | | M / A | % | M / A | % | M / A | % | M / A | % | OR | DR | TOT | | | | | | |
| Preliminary Round Group A | COL | 63-56 | For | 30/72 | 42 | 27/62 | 44 | 3/10 | 30 | | | 9 | 32 | 41 | 23 | 8 | 1 | | 13 | 11 |
| | | | Agn. | 25/61 | 41 | 21/53 | 40 | 4/8 | 50 | 2/4 | 50 | 4 | 32 | 36 | 18 | 11 | 2 | 1 | 9 | 13 |
| Preliminary Round Group A | KOR | 59-52 | For | 28/59 | 47 | 27/51 | 53 | 1/8 | 13 | 2/4 | 50 | 6 | 27 | 33 | 24 | 13 | 7 | 1 | 10 | 15 |
| | | | Agn. | 23/61 | 38 | 20/52 | 38 | 3/9 | 33 | 3/4 | 75 | 9 | 26 | 35 | 20 | 15 | 10 | 1 | 15 | 9 |
| Preliminary Round Group A | CAN | 62-56 | For | 23/64 | 36 | 16/45 | 36 | 7/19 | 37 | 9/18 | 50 | 8 | 27 | 35 | 19 | 5 | 4 | | 21 | 17 |
| | | | Agn. | 22/62 | 35 | 22/54 | 41 | 0/8 | 0 | 12/14 | 86 | 10 | 37 | 47 | 12 | 10 | 1 | | 17 | 21 |
| Preliminary Round Group A | ESP | 61-79 | For | 27/66 | 41 | 24/51 | 47 | 3/15 | 20 | 4/13 | 31 | 5 | 26 | 31 | 21 | 15 | 5 | | 20 | 20 |
| | | | Agn. | 34/67 | 51 | 34/63 | 54 | 0/4 | 0 | 11/15 | 73 | 8 | 38 | 46 | 21 | 17 | 6 | 1 | 20 | 20 |
| Preliminary Round Group A | TUR | 67-55 | For | 32/67 | 48 | 29/57 | 51 | 3/10 | 30 | | | 9 | 27 | 36 | 23 | 12 | 8 | | 6 | 8 |
| | | | Agn. | 26/60 | 43 | 24/50 | 48 | 2/10 | 20 | 1/3 | 33 | 7 | 24 | 31 | 17 | 16 | 5 | 1 | 8 | 6 |
| Quarterfinal | AUS | 61-55 | For | 29/56 | 52 | 27/51 | 53 | 2/5 | 40 | 1/8 | 13 | 6 | 35 | 41 | 18 | 17 | 5 | 2 | 12 | 14 |
| | | | Agn. | 24/69 | 35 | 23/57 | 40 | 1/12 | 8 | 6/9 | 67 | 10 | 24 | 34 | 20 | 9 | 10 | 1 | 14 | 13 |
| Semifinal | GBR | 79-68 | For | 35/61 | 57 | 30/50 | 60 | 5/11 | 45 | 4/9 | 44 | 3 | 30 | 33 | 26 | 8 | 5 | | 11 | 15 |
| | | | Agn. | 31/67 | 46 | 29/57 | 51 | 2/10 | 20 | 4/5 | 80 | 5 | 26 | 31 | 22 | 8 | 3 | | 15 | 11 |
| Gold Medal Match | USA | 60-64 | For | 28/57 | 49 | 27/50 | 54 | 1/7 | 14 | 3/5 | 60 | 6 | 30 | 36 | 20 | 14 | 1 | | 17 | 11 |
| | | | Agn. | 27/63 | 43 | 25/57 | 44 | 2/6 | 33 | 8/10 | 80 | 5 | 25 | 30 | 21 | 7 | 10 | 2 | 11 | 17 |

JPN - Japan

Opponents



JPN

| | M / A | % |
|-------------|-----------|----|
| Field Goals | 232 / 502 | 46 |
| 2 Points | 207 / 417 | 50 |
| 3 Points | 25 / 85 | 29 |
| Free Throws | 23 / 57 | 40 |

Opponents

| % | M / A | |
|----|-----------|-------------|
| 42 | 212 / 510 | Field Goals |
| 45 | 198 / 443 | 2 Points |
| 21 | 14 / 67 | 3 Points |
| 73 | 47 / 64 | Free Throws |



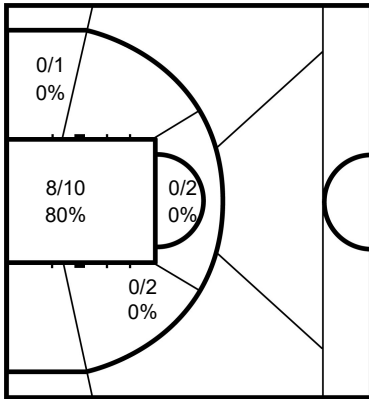
Cumulative Statistics

チームの累積統計

JPN - Japan

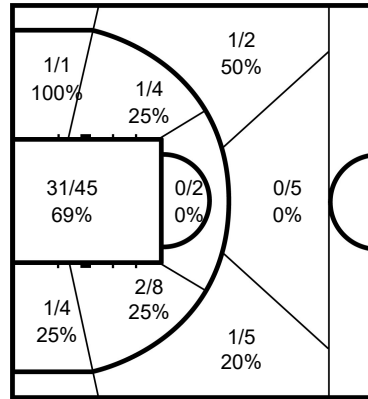
After 8 games

1 TOYOSHIMA Akira



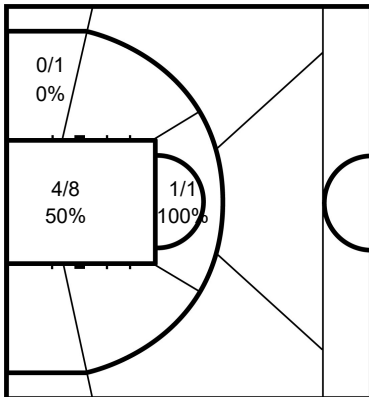
| | M / A | % |
|-------------|--------|----|
| Field Goals | 8 / 15 | 53 |
| 2 Points | 8 / 15 | 53 |
| 3 Points | | |
| Free Throws | | |

2 CHOKAI Renshi



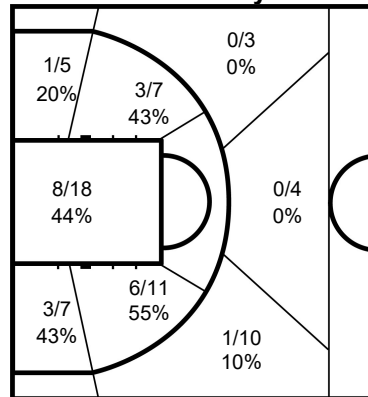
| | M / A | % |
|-------------|---------|----|
| Field Goals | 38 / 81 | 47 |
| 2 Points | 36 / 69 | 52 |
| 3 Points | 2 / 12 | 17 |
| Free Throws | 6 / 14 | 43 |

6 KAWAHARA Rin



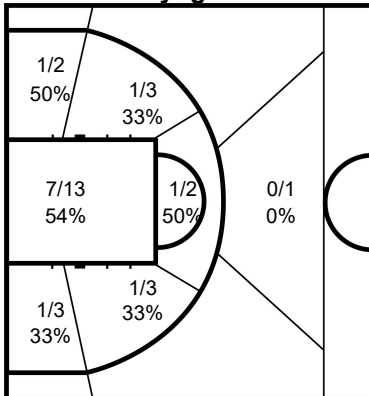
| | M / A | % |
|-------------|--------|-----|
| Field Goals | 5 / 11 | 45 |
| 2 Points | 5 / 11 | 45 |
| 3 Points | | |
| Free Throws | 1 / 1 | 100 |

7 FURUSAWA Takuya



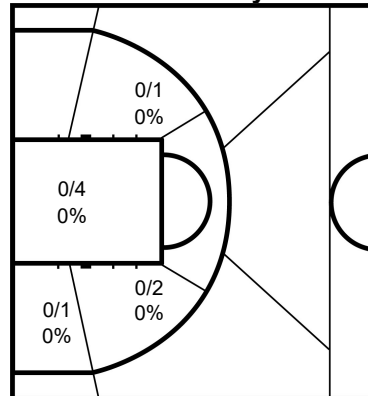
| | M / A | % |
|-------------|---------|----|
| Field Goals | 23 / 66 | 35 |
| 2 Points | 22 / 49 | 45 |
| 3 Points | 1 / 17 | 6 |
| Free Throws | 3 / 6 | 50 |

8 AKAISHI Ryuga



| | M / A | % |
|-------------|---------|----|
| Field Goals | 13 / 30 | 43 |
| 2 Points | 13 / 29 | 45 |
| 3 Points | 0 / 1 | 0 |
| Free Throws | | |

10 MIYAJIMA Tetsuya



| | M / A | % |
|-------------|-------|----|
| Field Goals | 0 / 8 | 0 |
| 2 Points | 0 / 8 | 0 |
| 3 Points | | |
| Free Throws | 1 / 4 | 25 |



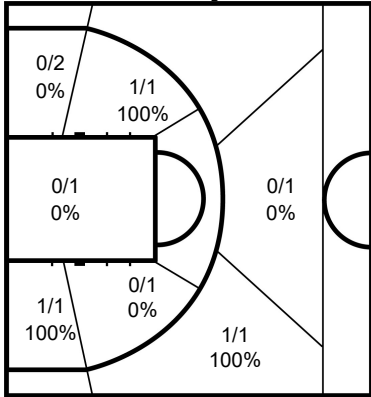
Cumulative Statistics

チームの累積統計

JPN - Japan

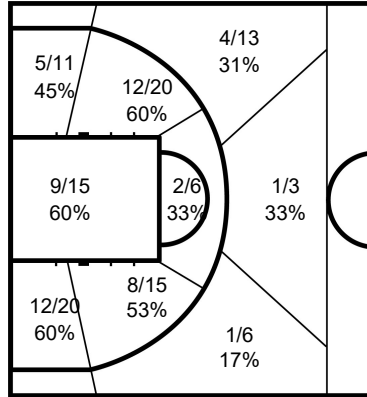
After 8 games

11 FUJISAWA Kiyoshi



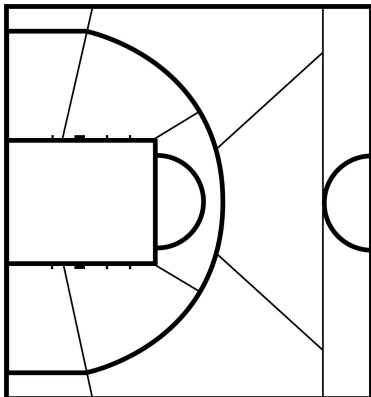
| | M / A | % |
|-------------|-------|----|
| Field Goals | 3 / 9 | 33 |
| 2 Points | 2 / 7 | 29 |
| 3 Points | 1 / 2 | 50 |
| Free Throws | | |

13 FUJIMOTO Reo



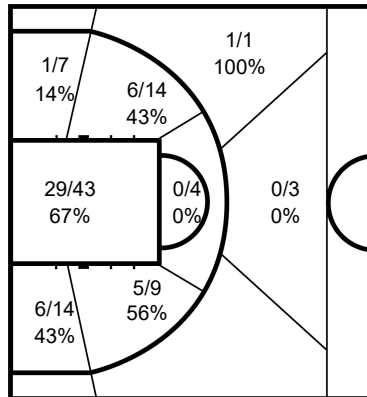
| | M / A | % |
|-------------|---------|----|
| Field Goals | 44 / 94 | 47 |
| 2 Points | 38 / 72 | 53 |
| 3 Points | 6 / 22 | 27 |
| Free Throws | 1 / 5 | 20 |

21 TAKAMATSU Yoshinobu



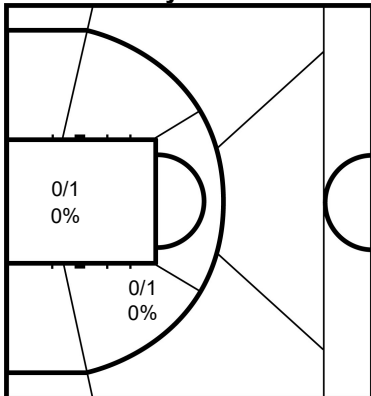
| | M / A | % |
|-------------|-------|---|
| Field Goals | | |
| 2 Points | | |
| 3 Points | | |
| Free Throws | | |

25 AKITA Kei



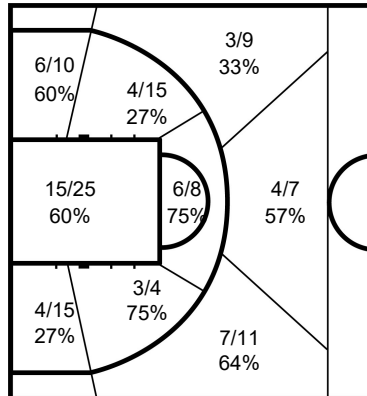
| | M / A | % |
|-------------|---------|----|
| Field Goals | 44 / 87 | 51 |
| 2 Points | 43 / 83 | 52 |
| 3 Points | 1 / 4 | 25 |
| Free Throws | 8 / 14 | 57 |

26 IWAI Takayoshi



| | M / A | % |
|-------------|-------|---|
| Field Goals | 0 / 3 | 0 |
| 2 Points | 0 / 3 | 0 |
| 3 Points | | |
| Free Throws | | |

55 KOZAI Hiroaki



| | M / A | % |
|-------------|---------|----|
| Field Goals | 54 / 98 | 55 |
| 2 Points | 40 / 71 | 56 |
| 3 Points | 14 / 27 | 52 |
| Free Throws | 3 / 13 | 23 |

| Legend: | | | |
|---------|-------------------------|-------|--------------------|
| % | Shooting Percentage | (C) | Captain |
| BS | Blocked Shots | DR | Defensive Rebounds |
| MPG | Minutes Played per Game | No. | Uniform Number |
| PTS | Points | ST | Steals |
| +/- | Plus-Minus | FD | Fouls Drawn |
| OR | Offensive Rebounds | GP | Games Played |
| TO | Turnovers | PF | Fouls |
| TOT | Total Rebounds | AS | Assists |
| | | M / A | Made / Attempts |
| | | PPG | Points per Game |
| | | TP | Time Played |



Cumulative Statistics

チームの累積統計

GBR - Great Britain

After 8 games

Player Totals

| No. | Name | Sport Class | GP | TP | Field Goals | | 2 Points | | 3 Points | | Free Throws | | Rebounds | | | AS | TO | ST | BS | PF | FD | +/- | PTS | | | |
|------------------|-----------------|-------------|----|---------|-------------|----|----------|----|----------|----|-------------|----|----------|-----|-----|-----|----|----|----|-----|-----|-----|-----|--|--|--|
| | | | | | M / A | % | M / A | % | M / A | % | M / A | % | OR | DR | TOT | | | | | | | | | | | |
| 4 | CHOUHRY Gaz | 4.0 | 8 | 3:36:30 | 57/126 | 45 | 52/104 | 50 | 5/22 | 23 | 13/17 | 76 | 4 | 39 | 43 | 61 | 25 | 4 | | 10 | 26 | 26 | 132 | | | |
| 7 | BYWATER Terry | 4.5 | 8 | 1:39:41 | 24/65 | 37 | 20/44 | 45 | 4/21 | 19 | 9/12 | 75 | 2 | 29 | 31 | 31 | 8 | 2 | 2 | 14 | 11 | 15 | 61 | | | |
| 9 | BROWN Harrison | 2.5 | 8 | 3:54:17 | 15/37 | 41 | 15/36 | 42 | 0/1 | 0 | 8/18 | 44 | 6 | 15 | 21 | 16 | 8 | 4 | 1 | 23 | 32 | 30 | 38 | | | |
| 10 | JAMA Abdi | 1.0 | 8 | 3:52:14 | 27/54 | 50 | 27/54 | 50 | | | 3/4 | 75 | 5 | 9 | 14 | 15 | 7 | | | 18 | 7 | 16 | 57 | | | |
| 12 | WARBURTON Gregg | 2.0 | 8 | 4:26:40 | 44/85 | 52 | 43/81 | 53 | 1/4 | 25 | 3/4 | 75 | 9 | 18 | 27 | 43 | 13 | 6 | 1 | 13 | 12 | 26 | 92 | | | |
| 13 | SAGAR Ian (C) | 3.0 | 8 | 1:37:36 | 21/40 | 53 | 21/40 | 53 | | | 2/8 | 25 | 7 | 18 | 25 | 1 | 2 | | 2 | 9 | 8 | 15 | 44 | | | |
| 14 | MANNING Lee | 4.5 | 8 | 3:37:44 | 41/69 | 59 | 41/68 | 60 | 0/1 | 0 | 9/24 | 38 | 21 | 74 | 95 | 4 | 8 | 6 | 2 | 15 | 25 | 32 | 91 | | | |
| 15 | FOX Ben | 3.5 | 8 | 1:12:35 | 4/9 | 44 | 4/9 | 44 | | | 3/7 | 43 | 1 | 13 | 14 | 5 | 6 | 1 | 1 | 7 | 9 | 13 | 11 | | | |
| 16 | PALMER James | 1.0 | 7 | 1:17:59 | 0/2 | 0 | 0/2 | 0 | | | 1/2 | 50 | 1 | 5 | 6 | | 2 | 1 | | 5 | 2 | 29 | 1 | | | |
| 17 | MACSORLEY James | 2.0 | 5 | 52:32 | 1/4 | 25 | 1/4 | 25 | | | 0/2 | 0 | 6 | 4 | 10 | 2 | 1 | 1 | | | 1 | 11 | 2 | | | |
| 18 | BRIDGE Billy | 3.0 | 2 | 16:39 | 0/4 | 0 | 0/4 | 0 | | | 1/2 | 50 | | 2 | 2 | 3 | 1 | 1 | | | 1 | 2 | 1 | | | |
| 20 | EDWARDS Lewis | 3.0 | 2 | 15:33 | 2/9 | 22 | 2/9 | 22 | | | 0/2 | 0 | 4 | 2 | 6 | | | 1 | | | 3 | -5 | 4 | | | |
| Team / Coach | | | | | | | | | | | | | | | | | | 5 | 11 | 16 | | | | | | |
| Totals | | | | | 236/504 | 47 | 226/455 | 50 | 10/49 | 20 | 52/102 | 51 | 71 | 239 | 310 | 181 | 90 | 27 | 9 | 114 | 137 | 42 | 534 | | | |
| Opponents | | | | | 214/512 | 42 | 192/438 | 44 | 22/74 | 30 | 42/80 | 53 | 63 | 212 | 275 | 178 | 76 | 47 | 4 | 137 | 112 | -42 | 492 | | | |

Team Totals

| | GBR | Opponents |
|-----------------------|-------------------|-------------------|
| Points from Turnovers | 76 | 80 |
| Points in the Paint | 232 (116/201) 58% | 208 (104/213) 49% |
| Second Chance Points | 52 | 54 |
| Fast Break Points | 20 | 53 |
| Bench Points | 124 | 146 |

Player Averages

| No. | Name | Sport Class | GP | MPG | Field Goals | | 2 Points | | 3 Points | | Free Throws | | Rebounds | | | AS | TO | ST | BS | PF | FD | +/- | PPG | | | |
|------------------|-----------------|-------------|----|------|-------------|----|-----------|----|----------|----|-------------|----|----------|------|------|------|------|-----|-----|------|------|------|------|-----|--|--|
| | | | | | M / A | % | M / A | % | M / A | % | M / A | % | OR | DR | TOT | | | | | | | | | | | |
| 4 | CHOUHRY Gaz | 4.0 | 8 | 27.1 | 7.1/15.8 | 45 | 6.5/13.0 | 50 | 0.6/2.8 | 23 | 1.6/2.1 | 76 | 0.5 | 4.9 | 5.4 | 7.6 | 3.1 | 0.5 | | 1.3 | 3.3 | 3.3 | 16.5 | | | |
| 7 | BYWATER Terry | 4.5 | 8 | 12.5 | 3.0/8.1 | 37 | 2.5/5.5 | 45 | 0.5/2.6 | 19 | 1.1/1.5 | 75 | 0.3 | 3.6 | 3.9 | 3.9 | 1.0 | 0.3 | 0.3 | 1.8 | 1.4 | 1.9 | 7.6 | | | |
| 9 | BROWN Harrison | 2.5 | 8 | 29.3 | 1.9/4.6 | 41 | 1.9/4.5 | 42 | 0.0/0.1 | 0 | 1.0/2.3 | 44 | 0.8 | 1.9 | 2.6 | 2.0 | 1.0 | 0.5 | 0.1 | 2.9 | 4.0 | 3.8 | 4.8 | | | |
| 10 | JAMA Abdi | 1.0 | 8 | 29.0 | 3.4/6.8 | 50 | 3.4/6.8 | 50 | | | 0.4/0.5 | 75 | 0.6 | 1.1 | 1.8 | 1.9 | 0.9 | | | 2.3 | 0.9 | 2.0 | 7.1 | | | |
| 12 | WARBURTON Gregg | 2.0 | 8 | 33.3 | 5.5/10.6 | 52 | 5.4/10.1 | 53 | 0.1/0.5 | 25 | 0.4/0.5 | 75 | 1.1 | 2.3 | 3.4 | 5.4 | 1.6 | 0.8 | 0.1 | 1.6 | 1.5 | 3.3 | 11.5 | | | |
| 13 | SAGAR Ian (C) | 3.0 | 8 | 12.2 | 2.6/5.0 | 53 | 2.6/5.0 | 53 | | | 0.3/1.0 | 25 | 0.9 | 2.3 | 3.1 | 0.1 | 0.3 | | 0.3 | 1.1 | 1.0 | 1.9 | 5.5 | | | |
| 14 | MANNING Lee | 4.5 | 8 | 27.2 | 5.1/8.6 | 59 | 5.1/8.5 | 60 | 0.0/0.1 | 0 | 1.1/3.0 | 38 | 2.6 | 9.3 | 11.9 | 0.5 | 1.0 | 0.8 | 0.3 | 1.9 | 3.1 | 4.0 | 11.4 | | | |
| 15 | FOX Ben | 3.5 | 8 | 9.1 | 0.5/1.1 | 44 | 0.5/1.1 | 44 | | | 0.4/0.9 | 43 | 0.1 | 1.6 | 1.8 | 0.6 | 0.8 | 0.1 | 0.1 | 0.9 | 1.1 | 1.6 | 1.4 | | | |
| 16 | PALMER James | 1.0 | 7 | 11.1 | 0.0/0.3 | 0 | 0.0/0.3 | 0 | | | 0.1/0.3 | 50 | 0.1 | 0.7 | 0.9 | | 0.3 | 0.1 | | 0.7 | 0.3 | 4.1 | 0.1 | | | |
| 17 | MACSORLEY James | 2.0 | 5 | 10.5 | 0.2/0.8 | 25 | 0.2/0.8 | 25 | | | 0.0/0.4 | 0 | 1.2 | 0.8 | 2.0 | 0.4 | 0.2 | 0.2 | | | 0.2 | 2.2 | 0.4 | | | |
| 18 | BRIDGE Billy | 3.0 | 2 | 8.3 | 0.0/2.0 | 0 | 0.0/2.0 | 0 | | | 0.5/1.0 | 50 | | 1.0 | 1.0 | 1.5 | 0.5 | 0.5 | | | 0.5 | 1.0 | 0.5 | | | |
| 20 | EDWARDS Lewis | 3.0 | 2 | 7.8 | 1.0/4.5 | 22 | 1.0/4.5 | 22 | | | 0.0/1.0 | 0 | 2.0 | 1.0 | 3.0 | | | 0.5 | | | 1.5 | -2.5 | 2.0 | | | |
| Team / Coach | | | | | | | | | | | | | | | | | | 0.6 | 1.4 | 2.0 | | | | 1.1 | | |
| Totals | | | | | 29.5/63.0 | 47 | 28.3/56.9 | 50 | 1.3/6.1 | 20 | 6.5/12.8 | 51 | 8.9 | 29.9 | 38.8 | 22.6 | 11.3 | 3.4 | 1.1 | 14.3 | 17.1 | 5.3 | 66.8 | | | |
| Opponents | | | | | 26.8/64.0 | 42 | 24.0/54.8 | 44 | 2.8/9.3 | 30 | 5.3/10.0 | 53 | 7.9 | 26.5 | 34.4 | 22.3 | 9.5 | 5.9 | 0.5 | 17.1 | 14.0 | -5.3 | 61.5 | | | |

Team Averages

| | GBR | Opponents |
|-----------------------|------|-----------|
| Points from Turnovers | 9.5 | 10.0 |
| Points in the Paint | 29.0 | 26.0 |
| Second Chance Points | 6.5 | 6.8 |
| Fast Break Points | 2.5 | 6.6 |
| Bench Points | 15.5 | 18.3 |



Cumulative Statistics

チームの累積統計

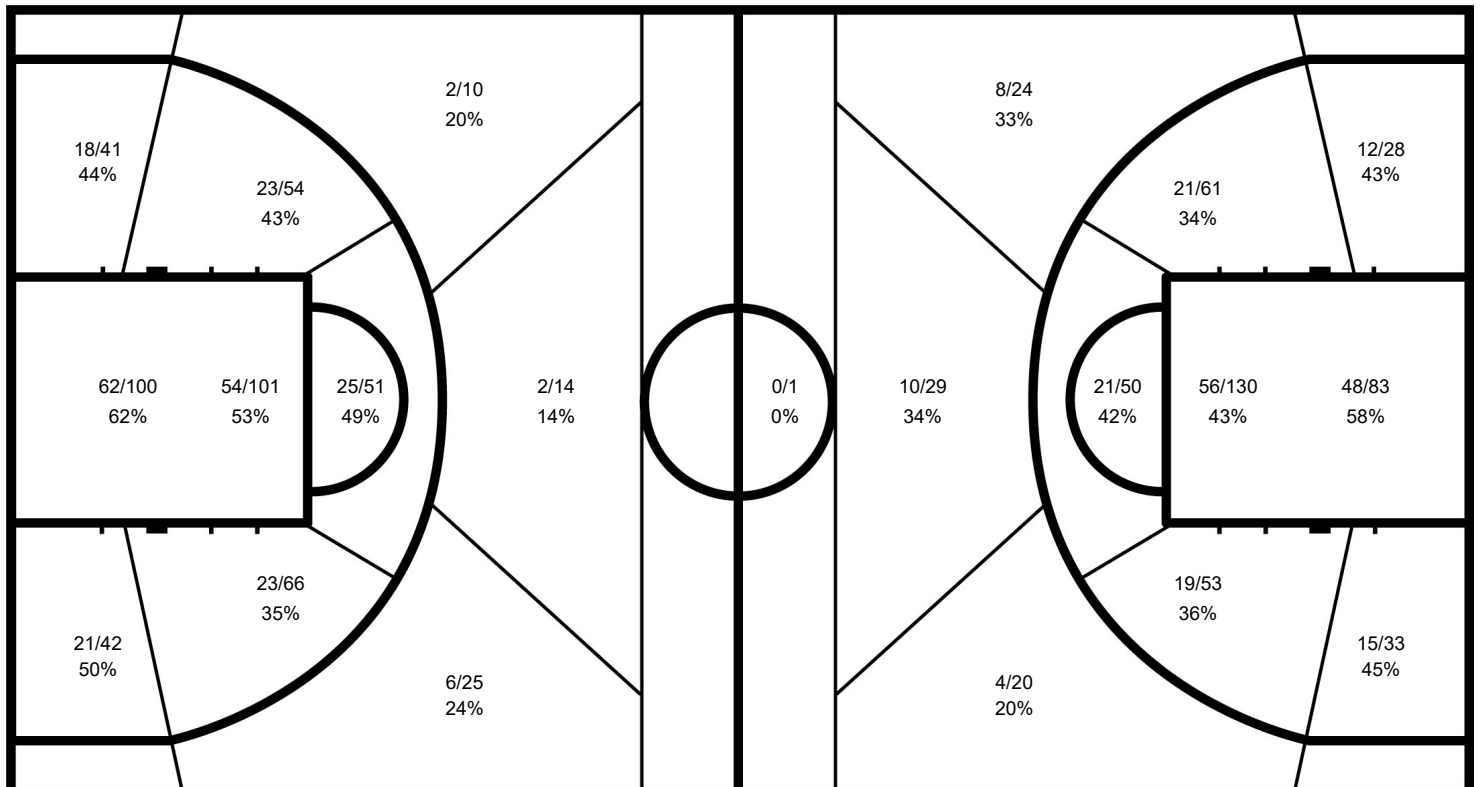
GBR - Great Britain

After 8 games

| Phase | GBR Played | Score | | Field Goals | | 2 Points | | 3 Points | | Free Throws | | Rebounds | | | AS | TO | ST | BS | PF | FD |
|---------------------------|------------|-------|------|-------------|----|----------|----|----------|----|-------------|----|----------|----|-----|----|----|----|----|----|----|
| | | | | M / A | % | M / A | % | M / A | % | M / A | % | OR | DR | TOT | | | | | | |
| Preliminary Round Group B | ALG | 70-43 | For | 31/69 | 45 | 30/65 | 46 | 1/4 | 25 | 7/14 | 50 | 12 | 32 | 44 | 24 | 13 | 7 | 5 | 14 | 17 |
| | | | Agn. | 20/62 | 32 | 18/55 | 33 | 2/7 | 29 | 1/7 | 14 | 12 | 28 | 40 | 14 | 21 | 7 | | 17 | 14 |
| Preliminary Round Group B | GER | 59-71 | For | 26/64 | 41 | 25/55 | 45 | 1/9 | 11 | 6/14 | 43 | 11 | 26 | 37 | 24 | 11 | 3 | | 15 | 21 |
| | | | Agn. | 29/60 | 48 | 22/47 | 47 | 7/13 | 54 | 6/11 | 55 | 6 | 28 | 34 | 24 | 10 | 6 | | 21 | 15 |
| Preliminary Round Group B | USA | 64-63 | For | 28/49 | 57 | 28/46 | 61 | 0/3 | 0 | 8/16 | 50 | 4 | 32 | 36 | 22 | 15 | | 1 | 19 | 20 |
| | | | Agn. | 26/68 | 38 | 26/60 | 43 | 0/8 | 0 | 11/17 | 65 | 8 | 23 | 31 | 25 | 2 | 9 | | 20 | 19 |
| Preliminary Round Group B | IRI | 69-57 | For | 30/57 | 53 | 29/50 | 58 | 1/7 | 14 | 8/18 | 44 | 12 | 28 | 40 | 28 | 12 | 6 | 1 | 14 | 18 |
| | | | Agn. | 25/67 | 37 | 23/59 | 39 | 2/8 | 25 | 5/7 | 71 | 14 | 19 | 33 | 20 | 6 | 7 | | 18 | 14 |
| Preliminary Round Group B | AUS | 70-69 | For | 30/68 | 44 | 28/61 | 46 | 2/7 | 29 | 8/16 | 50 | 12 | 28 | 40 | 18 | 11 | 5 | 1 | 13 | 18 |
| | | | Agn. | 31/65 | 48 | 28/56 | 50 | 3/9 | 33 | 4/9 | 44 | 7 | 27 | 34 | 28 | 11 | 5 | 2 | 18 | 11 |
| Quarterfinal | CAN | 66-52 | For | 32/68 | 47 | 31/64 | 48 | 1/4 | 25 | 1/2 | 50 | 5 | 37 | 42 | 23 | 9 | | 1 | 8 | 12 |
| | | | Agn. | 24/65 | 37 | 23/54 | 43 | 1/11 | 9 | 3/6 | 50 | 2 | 30 | 32 | 20 | 6 | 4 | 1 | 12 | 8 |
| Semifinal | JPN | 68-79 | For | 31/67 | 46 | 29/57 | 51 | 2/10 | 20 | 4/5 | 80 | 5 | 26 | 31 | 22 | 8 | 3 | | 15 | 11 |
| | | | Agn. | 35/61 | 57 | 30/50 | 60 | 5/11 | 45 | 4/9 | 44 | 3 | 30 | 33 | 26 | 8 | 5 | | 11 | 15 |
| Bronze Medal Match | ESP | 68-58 | For | 28/62 | 45 | 26/57 | 46 | 2/5 | 40 | 10/17 | 59 | 10 | 30 | 40 | 20 | 11 | 3 | | 16 | 20 |
| | | | Agn. | 24/64 | 38 | 22/57 | 39 | 2/7 | 29 | 8/14 | 57 | 11 | 27 | 38 | 21 | 12 | 4 | 1 | 20 | 16 |

GBR - Great Britain

Opponents



GBR

| | M / A | % |
|-------------|-----------|----|
| Field Goals | 236 / 504 | 47 |
| 2 Points | 226 / 455 | 50 |
| 3 Points | 10 / 49 | 20 |
| Free Throws | 52 / 102 | 51 |

Opponents

| % | M / A | |
|----|-----------|-------------|
| 42 | 214 / 512 | Field Goals |
| 44 | 192 / 438 | 2 Points |
| 30 | 22 / 74 | 3 Points |
| 53 | 42 / 80 | Free Throws |



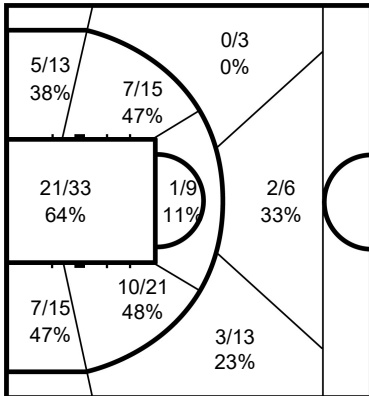
Cumulative Statistics

チームの累積統計

GBR - Great Britain

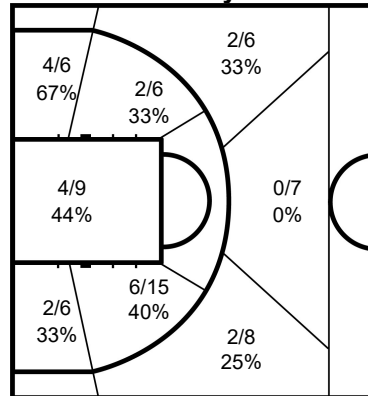
After 8 games

4 CHOUDHRY Gaz



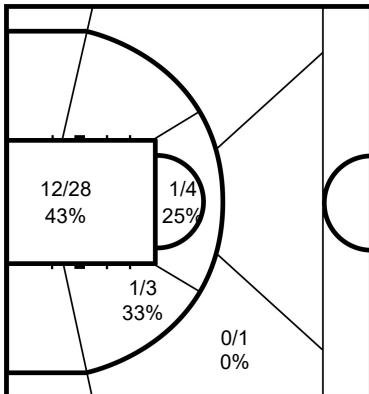
| | M / A | % |
|-------------|----------|----|
| Field Goals | 57 / 126 | 45 |
| 2 Points | 52 / 104 | 50 |
| 3 Points | 5 / 22 | 23 |
| Free Throws | 13 / 17 | 76 |

7 BYWATER Terry



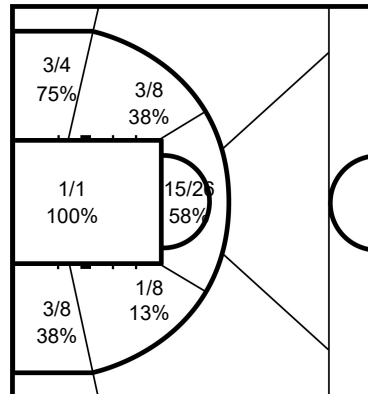
| | M / A | % |
|-------------|---------|----|
| Field Goals | 24 / 65 | 37 |
| 2 Points | 20 / 44 | 45 |
| 3 Points | 4 / 21 | 19 |
| Free Throws | 9 / 12 | 75 |

9 BROWN Harrison



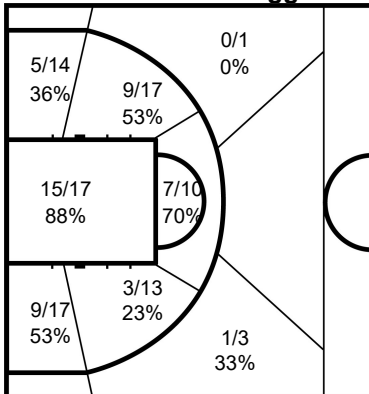
| | M / A | % |
|-------------|---------|----|
| Field Goals | 15 / 37 | 41 |
| 2 Points | 15 / 36 | 42 |
| 3 Points | 0 / 1 | 0 |
| Free Throws | 8 / 18 | 44 |

10 JAMA Abdi



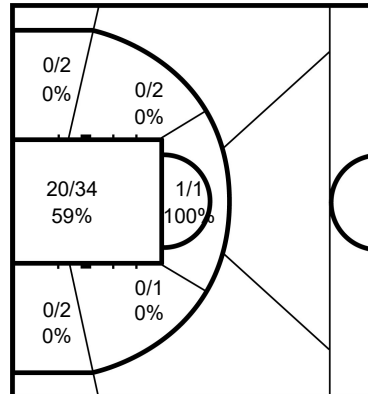
| | M / A | % |
|-------------|---------|----|
| Field Goals | 27 / 54 | 50 |
| 2 Points | 27 / 54 | 50 |
| 3 Points | | |
| Free Throws | 3 / 4 | 75 |

12 WARBURTON Gregg



| | M / A | % |
|-------------|---------|----|
| Field Goals | 44 / 85 | 52 |
| 2 Points | 43 / 81 | 53 |
| 3 Points | 1 / 4 | 25 |
| Free Throws | 3 / 4 | 75 |

13 SAGAR Ian



| | M / A | % |
|-------------|---------|----|
| Field Goals | 21 / 40 | 53 |
| 2 Points | 21 / 40 | 53 |
| 3 Points | | |
| Free Throws | 2 / 8 | 25 |



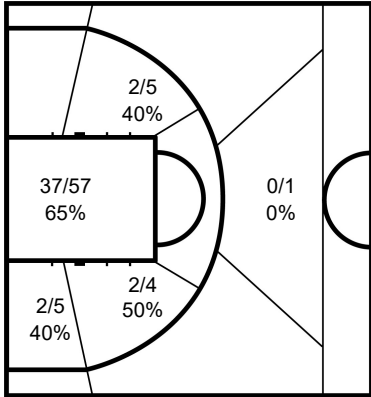
Cumulative Statistics

チームの累積統計

GBR - Great Britain

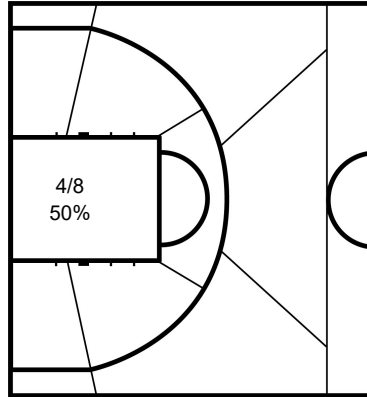
After 8 games

14 MANNING Lee



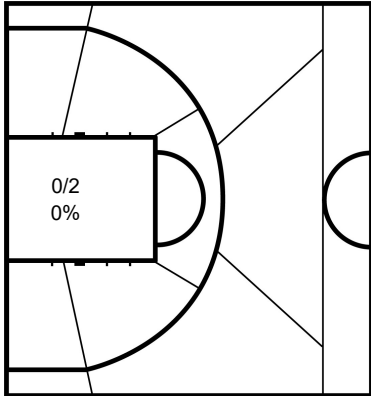
| | M / A | % |
|-------------|---------|----|
| Field Goals | 41 / 69 | 59 |
| 2 Points | 41 / 68 | 60 |
| 3 Points | 0 / 1 | 0 |
| Free Throws | 9 / 24 | 38 |

15 FOX Ben



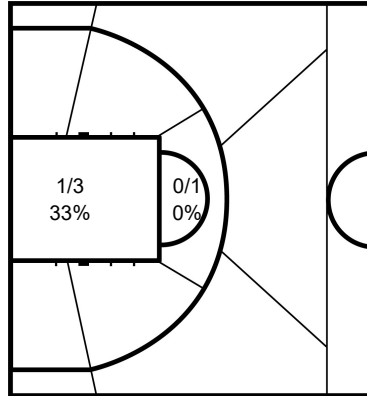
| | M / A | % |
|-------------|-------|----|
| Field Goals | 4 / 9 | 44 |
| 2 Points | 4 / 9 | 44 |
| 3 Points | | |
| Free Throws | 3 / 7 | 43 |

16 PALMER James



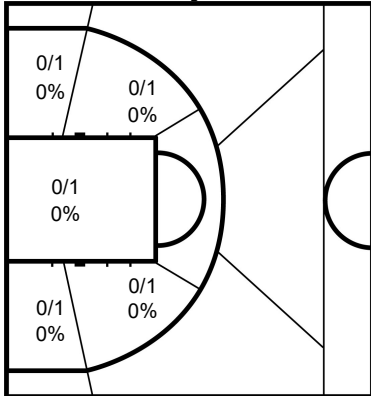
| | M / A | % |
|-------------|-------|----|
| Field Goals | 0 / 2 | 0 |
| 2 Points | 0 / 2 | 0 |
| 3 Points | | |
| Free Throws | 1 / 2 | 50 |

17 MACSORLEY James



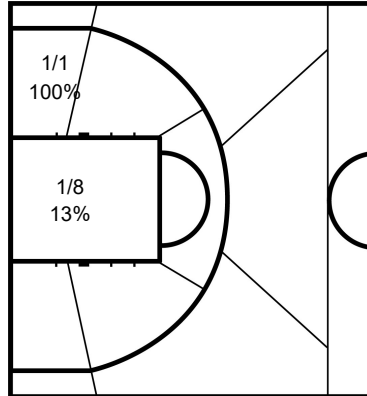
| | M / A | % |
|-------------|-------|----|
| Field Goals | 1 / 4 | 25 |
| 2 Points | 1 / 4 | 25 |
| 3 Points | | |
| Free Throws | 0 / 2 | 0 |

18 BRIDGE Billy



| | M / A | % |
|-------------|-------|----|
| Field Goals | 0 / 4 | 0 |
| 2 Points | 0 / 4 | 0 |
| 3 Points | | |
| Free Throws | 1 / 2 | 50 |

20 EDWARDS Lewis



| | M / A | % |
|-------------|-------|----|
| Field Goals | 2 / 9 | 22 |
| 2 Points | 2 / 9 | 22 |
| 3 Points | | |
| Free Throws | 0 / 2 | 0 |

Legend:

| | | | | | | | | | |
|-----|-------------------------|-----|--------------------|-----|--------------------|------|----------------|-------|-----------------|
| % | Shooting Percentage | (C) | Captain | +/- | Plus-Minus | Agn. | Against | AS | Assists |
| BS | Blocked Shots | DR | Defensive Rebounds | FD | Fouls Drawn | GP | Games Played | M / A | Made / Attempts |
| MPG | Minutes Played per Game | No. | Uniform Number | OR | Offensive Rebounds | PF | Fouls | PPG | Points per Game |
| PTS | Points | ST | Steals | TO | Turnovers | TOT | Total Rebounds | TP | Time Played |



Cumulative Statistics

チームの累積統計

ESP - Spain

After 8 games

Player Totals

| No. | Name | Sport Class | GP | TP | Field Goals | | 2 Points | | 3 Points | | Free Throws | | Rebounds | | | AS | TO | ST | BS | PF | FD | +/- | PTS |
|------------------|------------------------------|-------------|----|---------|-------------|----|----------|----|----------|----|-------------|-----|----------|-----|-----|-----|-----|----|----|-----|-----|-----|-----|
| | | | | | M / A | % | M / A | % | M / A | % | M / A | % | OR | DR | TOT | | | | | | | | |
| 5 | STIX SOTO Daniel | 1.5 | 8 | 4:21:54 | 4/9 | 44 | 4/9 | 44 | | | 3/8 | 38 | 5 | 14 | 19 | 4 | 11 | 3 | | 20 | 12 | 82 | 11 |
| 7 | ZARZUELA BELTRAN Pablo Jesus | 3.0 | 4 | 26:53 | 1/5 | 20 | 1/5 | 20 | | | 2/2 | 100 | | 2 | 2 | | | | | 2 | 2 | 11 | 4 |
| 8 | SANCHEZ LARA Francisco | 1.0 | 6 | 43:15 | 0/3 | 0 | 0/3 | 0 | | | | | 1 | 1 | 2 | 1 | 1 | | | 5 | 1 | 14 | |
| 9 | ZARZUELA BELTRAN Alejandro | 3.0 | 8 | 4:45:50 | 44/92 | 48 | 44/92 | 48 | | | 15/32 | 47 | 20 | 50 | 70 | 20 | 6 | 12 | 3 | 9 | 22 | 53 | 103 |
| 10 | DIALLO DIOUF Amadou | 3.0 | 8 | 1:39:44 | 19/28 | 68 | 19/28 | 68 | | | 1/4 | 25 | 10 | 10 | 20 | 2 | 9 | 2 | 2 | 11 | 4 | 11 | 39 |
| 11 | RUIZ JORDAN Jordi | 2.5 | 8 | 3:19:39 | 47/101 | 47 | 40/79 | 51 | 7/22 | 32 | 13/19 | 68 | 4 | 17 | 21 | 18 | 21 | 4 | | 14 | 19 | 33 | 114 |
| 13 | GARCIA PEREIRO Asier (C) | 4.0 | 8 | 4:33:23 | 56/145 | 39 | 53/123 | 43 | 3/22 | 14 | 13/21 | 62 | 9 | 77 | 86 | 95 | 31 | 8 | | 24 | 41 | 70 | 128 |
| 14 | MOURIZ DOPICO David | 2.5 | 8 | 1:14:48 | 11/31 | 35 | 8/18 | 44 | 3/13 | 23 | 1/2 | 50 | 3 | 10 | 13 | 12 | 7 | 1 | | 10 | 4 | 21 | 26 |
| 16 | ONRUBIA GONZALEZ Oscar | 1.5 | 5 | 43:46 | 3/6 | 50 | 3/5 | 60 | 0/1 | 0 | | | | 3 | 3 | 1 | 2 | | | 1 | 1 | 12 | 6 |
| 24 | ORTEGA LAFUENTE Ignacio | 4.0 | 7 | 58:20 | 20/30 | 67 | 20/28 | 71 | 0/2 | 0 | 12/16 | 75 | 10 | 9 | 19 | 4 | 1 | 5 | 2 | 8 | 12 | 31 | 52 |
| 28 | LORENZO DIAZ Manuel | 3.0 | 8 | 3:35:16 | 25/53 | 47 | 25/53 | 47 | | | 12/18 | 67 | 21 | 29 | 50 | 4 | 6 | 9 | 3 | 26 | 21 | 65 | 62 |
| 51 | ALEJOS ALONSO Agustin | 4.5 | 3 | 17:12 | 3/13 | 23 | 3/9 | 33 | 0/4 | 0 | 5/8 | 63 | | 3 | 3 | 2 | | | | 3 | 4 | 7 | 11 |
| Team / Coach | | | | | | | | | | | | | 10 | 27 | 37 | | 12 | | | | | | |
| Totals | | | | | 233/516 | 45 | 220/452 | 49 | 13/64 | 20 | 77/130 | 59 | 94 | 252 | 346 | 164 | 111 | 44 | 10 | 133 | 144 | 82 | 556 |
| Opponents | | | | | 197/489 | 40 | 169/389 | 43 | 28/100 | 28 | 52/107 | 49 | 60 | 202 | 262 | 162 | 109 | 49 | 2 | 147 | 130 | -82 | 474 |

Team Totals

| | ESP | Opponents |
|-----------------------|-------------------|------------------|
| Points from Turnovers | 125 | 84 |
| Points in the Paint | 338 (169/316) 53% | 196 (98/201) 49% |
| Second Chance Points | 90 | 37 |
| Fast Break Points | 46 | 45 |
| Bench Points | 147 | 149 |

Player Averages

| No. | Name | Sport Class | GP | MPG | Field Goals | | 2 Points | | 3 Points | | Free Throws | | Rebounds | | | AS | TO | ST | BS | PF | FD | +/- | PPG |
|------------------|------------------------------|-------------|----|------|-------------|----|-----------|----|----------|----|-------------|-----|----------|------|------|------|------|-----|-----|------|------|-------|------|
| | | | | | M / A | % | M / A | % | M / A | % | M / A | % | OR | DR | TOT | | | | | | | | |
| 5 | STIX SOTO Daniel | 1.5 | 8 | 32.7 | 0.5/1.1 | 44 | 0.5/1.1 | 44 | | | 0.4/1.0 | 38 | 0.6 | 1.8 | 2.4 | 0.5 | 1.4 | 0.4 | | 2.5 | 1.5 | 10.3 | 1.4 |
| 7 | ZARZUELA BELTRAN Pablo Jesus | 3.0 | 4 | 6.7 | 0.3/1.3 | 20 | 0.3/1.3 | 20 | | | 0.5/0.5 | 100 | | 0.5 | 0.5 | | | | | 0.5 | 0.5 | 2.8 | 1.0 |
| 8 | SANCHEZ LARA Francisco | 1.0 | 6 | 7.2 | 0.0/0.5 | 0 | 0.0/0.5 | 0 | | | | | 0.2 | 0.2 | 0.3 | 0.2 | 0.2 | | | 0.8 | 0.2 | 2.3 | |
| 9 | ZARZUELA BELTRAN Alejandro | 3.0 | 8 | 35.7 | 5.5/11.5 | 48 | 5.5/11.5 | 48 | | | 1.9/4.0 | 47 | 2.5 | 6.3 | 8.8 | 2.5 | 0.8 | 1.5 | 0.4 | 1.1 | 2.8 | 6.6 | 12.9 |
| 10 | DIALLO DIOUF Amadou | 3.0 | 8 | 12.5 | 2.4/3.5 | 68 | 2.4/3.5 | 68 | | | 0.1/0.5 | 25 | 1.3 | 1.3 | 2.5 | 0.3 | 1.1 | 0.3 | 0.3 | 1.4 | 0.5 | 1.4 | 4.9 |
| 11 | RUIZ JORDAN Jordi | 2.5 | 8 | 25.0 | 5.9/12.6 | 47 | 5.0/9.9 | 51 | 0.9/2.8 | 32 | 1.6/2.4 | 68 | 0.5 | 2.1 | 2.6 | 2.3 | 2.6 | 0.5 | | 1.8 | 2.4 | 4.1 | 14.3 |
| 13 | GARCIA PEREIRO Asier (C) | 4.0 | 8 | 34.2 | 7.0/18.1 | 39 | 6.6/15.4 | 43 | 0.4/2.8 | 14 | 1.6/2.6 | 62 | 1.1 | 9.6 | 10.8 | 11.9 | 3.9 | 1.0 | | 3.0 | 5.1 | 8.8 | 16.0 |
| 14 | MOURIZ DOPICO David | 2.5 | 8 | 9.4 | 1.4/3.9 | 35 | 1.0/2.3 | 44 | 0.4/1.6 | 23 | 0.1/0.3 | 50 | 0.4 | 1.3 | 1.6 | 1.5 | 0.9 | 0.1 | | 1.3 | 0.5 | 2.6 | 3.3 |
| 16 | ONRUBIA GONZALEZ Oscar | 1.5 | 5 | 8.8 | 0.6/1.2 | 50 | 0.6/1.0 | 60 | 0.0/0.2 | 0 | | | | 0.6 | 0.6 | 0.2 | 0.4 | | | 0.2 | 0.2 | 2.4 | 1.2 |
| 24 | ORTEGA LAFUENTE Ignacio | 4.0 | 7 | 8.3 | 2.9/4.3 | 67 | 2.9/4.0 | 71 | 0.0/0.3 | 0 | 1.7/2.3 | 75 | 1.4 | 1.3 | 2.7 | 0.6 | 0.1 | 0.7 | 0.3 | 1.1 | 1.7 | 4.4 | 7.4 |
| 28 | LORENZO DIAZ Manuel | 3.0 | 8 | 26.9 | 3.1/6.6 | 47 | 3.1/6.6 | 47 | | | 1.5/2.3 | 67 | 2.6 | 3.6 | 6.3 | 0.5 | 0.8 | 1.1 | 0.4 | 3.3 | 2.6 | 8.1 | 7.8 |
| 51 | ALEJOS ALONSO Agustin | 4.5 | 3 | 5.7 | 1.0/4.3 | 23 | 1.0/3.0 | 33 | 0.0/1.3 | 0 | 1.7/2.7 | 63 | | 1.0 | 1.0 | 1.0 | 0.7 | | | 1.0 | 1.3 | 2.3 | 3.7 |
| Team / Coach | | | | | | | | | | | | | 1.3 | 3.4 | 4.6 | | 1.5 | | | | | | |
| Totals | | | | | 29.1/64.5 | 45 | 27.5/56.5 | 49 | 1.6/8.0 | 20 | 9.6/16.3 | 59 | 11.8 | 31.5 | 43.3 | 20.5 | 13.9 | 5.5 | 1.3 | 16.6 | 18.0 | 10.3 | 69.5 |
| Opponents | | | | | 24.6/61.1 | 40 | 21.1/48.6 | 43 | 3.5/12.5 | 28 | 6.5/13.4 | 49 | 7.5 | 25.3 | 32.8 | 20.3 | 13.6 | 6.1 | 0.3 | 18.4 | 16.3 | -10.3 | 59.3 |

Team Averages

| | ESP | Opponents |
|-----------------------|------|-----------|
| Points from Turnovers | 15.6 | 10.5 |
| Points in the Paint | 42.3 | 24.5 |
| Second Chance Points | 11.3 | 4.6 |
| Fast Break Points | 5.8 | 5.6 |
| Bench Points | 18.4 | 18.6 |



Cumulative Statistics

チームの累積統計

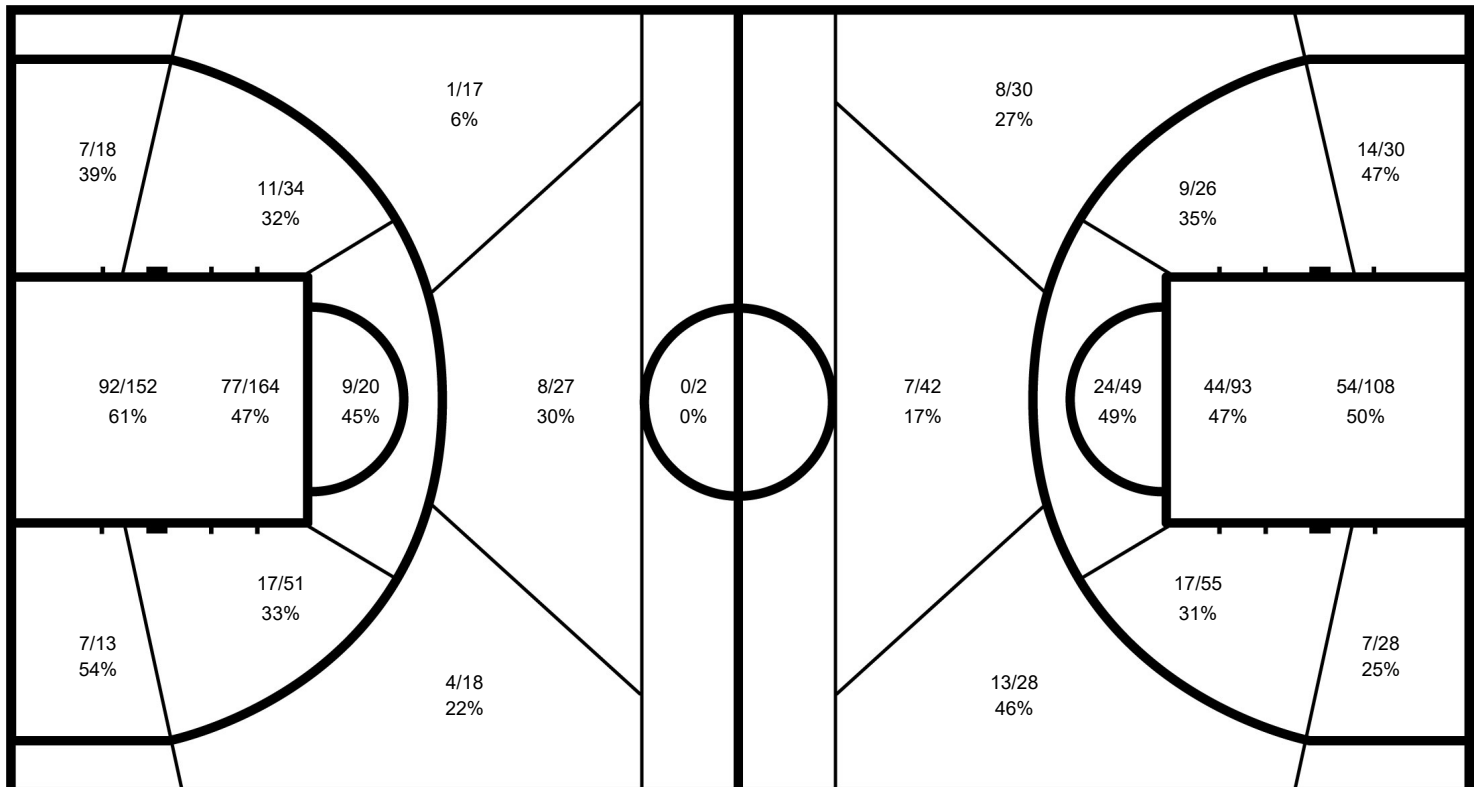
ESP - Spain

After 8 games

| Phase | ESP Played | Score | | Field Goals | | 2 Points | | 3 Points | | Free Throws | | Rebounds | | | AS | TO | ST | BS | PF | FD |
|---------------------------|------------|-------|------|-------------|----|----------|----|----------|----|-------------|----|----------|----|-----|----|----|----|----|----|----|
| | | | | M / A | % | M / A | % | M / A | % | M / A | % | OR | DR | TOT | | | | | | |
| Preliminary Round Group A | KOR | 65-53 | For | 25/62 | 40 | 24/56 | 43 | 1/6 | 17 | 14/24 | 58 | 9 | 37 | 46 | 20 | 15 | 8 | | 18 | 24 |
| | | | Agn. | 20/64 | 31 | 17/51 | 33 | 3/13 | 23 | 10/22 | 45 | 11 | 30 | 41 | 18 | 16 | 7 | | 25 | 17 |
| Preliminary Round Group A | CAN | 78-41 | For | 31/67 | 46 | 27/52 | 52 | 4/15 | 27 | 12/16 | 75 | 14 | 35 | 49 | 15 | 15 | 7 | 4 | 14 | 18 |
| | | | Agn. | 16/59 | 27 | 11/45 | 24 | 5/14 | 36 | 4/10 | 40 | 10 | 22 | 32 | 12 | 19 | 7 | | 18 | 14 |
| Preliminary Round Group A | COL | 74-56 | For | 31/62 | 50 | 31/54 | 57 | 0/8 | 0 | 12/24 | 50 | 12 | 34 | 46 | 27 | 14 | 5 | 3 | 17 | 24 |
| | | | Agn. | 23/59 | 39 | 19/46 | 41 | 4/13 | 31 | 6/13 | 46 | 5 | 22 | 27 | 18 | 15 | 8 | | 24 | 17 |
| Preliminary Round Group A | TUR | 79-61 | For | 35/70 | 50 | 32/62 | 52 | 3/8 | 38 | 6/14 | 43 | 21 | 26 | 47 | 21 | 15 | 9 | 1 | 17 | 14 |
| | | | Agn. | 25/53 | 47 | 21/41 | 51 | 4/12 | 33 | 7/11 | 64 | 4 | 18 | 22 | 19 | 15 | 6 | | 14 | 17 |
| Preliminary Round Group A | JPN | 79-61 | For | 34/67 | 51 | 34/63 | 54 | 0/4 | 0 | 11/15 | 73 | 8 | 38 | 46 | 21 | 17 | 6 | 1 | 20 | 20 |
| | | | Agn. | 27/66 | 41 | 24/51 | 47 | 3/15 | 20 | 4/13 | 31 | 5 | 26 | 31 | 21 | 15 | 5 | | 20 | 20 |
| Quarterfinal | GER | 71-68 | For | 30/65 | 46 | 27/56 | 48 | 3/9 | 33 | 8/13 | 62 | 14 | 30 | 44 | 16 | 12 | 2 | | 15 | 17 |
| | | | Agn. | 28/66 | 42 | 25/53 | 47 | 3/13 | 23 | 9/14 | 64 | 9 | 22 | 31 | 26 | 7 | 6 | 2 | 19 | 13 |
| Semifinal | USA | 52-66 | For | 23/59 | 39 | 23/52 | 44 | 0/7 | 0 | 6/10 | 60 | 5 | 25 | 30 | 23 | 11 | 3 | | 12 | 11 |
| | | | Agn. | 30/60 | 50 | 26/45 | 58 | 4/15 | 27 | 2/7 | 29 | 6 | 32 | 38 | 28 | 11 | 7 | | 11 | 12 |
| Bronze Medal Match | GBR | 58-68 | For | 24/64 | 38 | 22/57 | 39 | 2/7 | 29 | 8/14 | 57 | 11 | 27 | 38 | 21 | 12 | 4 | 1 | 20 | 16 |
| | | | Agn. | 28/62 | 45 | 26/57 | 46 | 2/5 | 40 | 10/17 | 59 | 10 | 30 | 40 | 20 | 11 | 3 | | 16 | 20 |

ESP - Spain

Opponents



ESP

| | M / A | % |
|-------------|-----------|----|
| Field Goals | 233 / 516 | 45 |
| 2 Points | 220 / 452 | 49 |
| 3 Points | 13 / 64 | 20 |
| Free Throws | 77 / 130 | 59 |

Opponents

| % | M / A | |
|----|-----------|-------------|
| 40 | 197 / 489 | Field Goals |
| 43 | 169 / 389 | 2 Points |
| 28 | 28 / 100 | 3 Points |
| 49 | 52 / 107 | Free Throws |



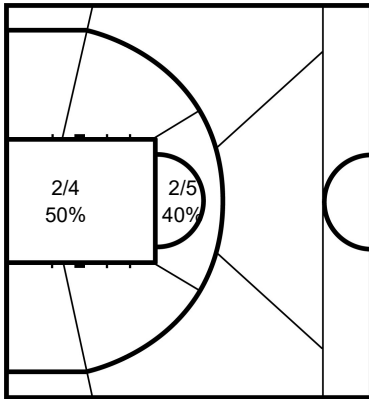
Cumulative Statistics

チームの累積統計

ESP - Spain

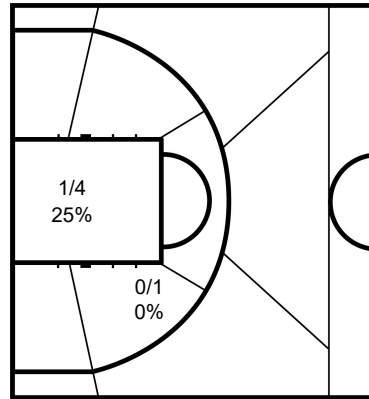
After 8 games

5 STIX SOTO Daniel



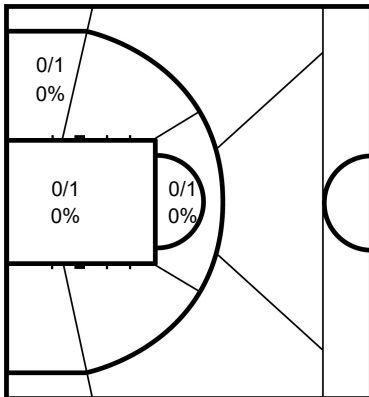
| | M / A | % |
|-------------|-------|----|
| Field Goals | 4 / 9 | 44 |
| 2 Points | 4 / 9 | 44 |
| 3 Points | | |
| Free Throws | 3 / 8 | 38 |

7 ZARZUELA BELTRAN Pablo Jesus



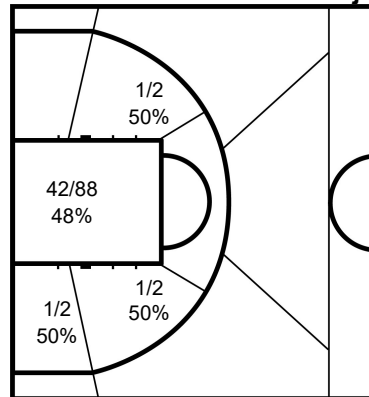
| | M / A | % |
|-------------|-------|-----|
| Field Goals | 1 / 5 | 20 |
| 2 Points | 1 / 5 | 20 |
| 3 Points | | |
| Free Throws | 2 / 2 | 100 |

8 SANCHEZ LARA Francisco



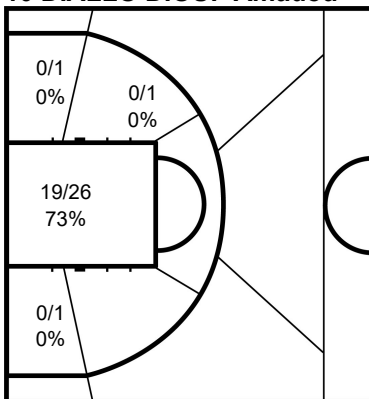
| | M / A | % |
|-------------|-------|---|
| Field Goals | 0 / 3 | 0 |
| 2 Points | 0 / 3 | 0 |
| 3 Points | | |
| Free Throws | | |

9 ZARZUELA BELTRAN Alejandro



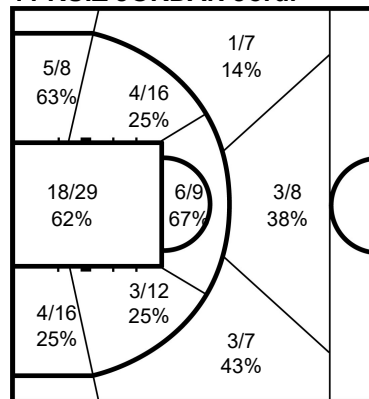
| | M / A | % |
|-------------|---------|----|
| Field Goals | 44 / 92 | 48 |
| 2 Points | 44 / 92 | 48 |
| 3 Points | | |
| Free Throws | 15 / 32 | 47 |

10 DIALLO DIOUF Amadou



| | M / A | % |
|-------------|---------|----|
| Field Goals | 19 / 28 | 68 |
| 2 Points | 19 / 28 | 68 |
| 3 Points | | |
| Free Throws | 1 / 4 | 25 |

11 RUIZ JORDAN Jordi



| | M / A | % |
|-------------|----------|----|
| Field Goals | 47 / 101 | 47 |
| 2 Points | 40 / 79 | 51 |
| 3 Points | 7 / 22 | 32 |
| Free Throws | 13 / 19 | 68 |



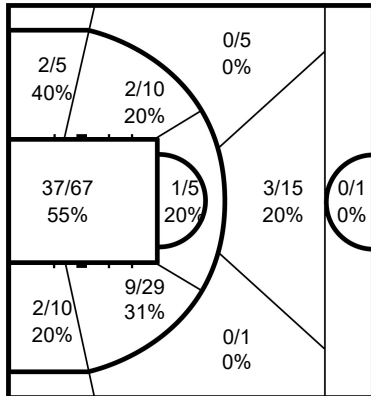
Cumulative Statistics

チームの累積統計

ESP - Spain

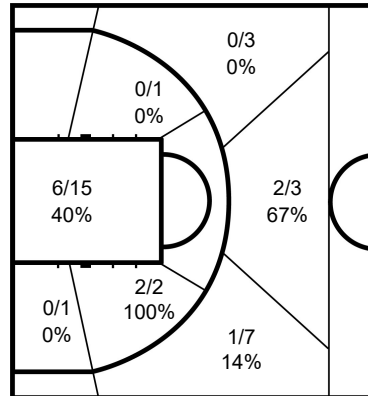
After 8 games

13 GARCIA PEREIRO Asier



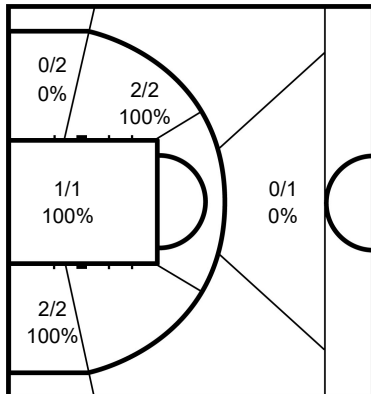
| | M / A | % |
|-------------|----------|----|
| Field Goals | 56 / 145 | 39 |
| 2 Points | 53 / 123 | 43 |
| 3 Points | 3 / 22 | 14 |
| Free Throws | 13 / 21 | 62 |

14 MOURIZ DOPICO David



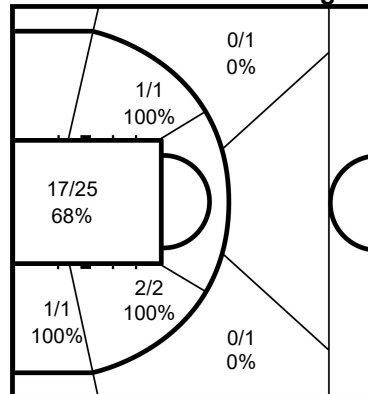
| | M / A | % |
|-------------|---------|----|
| Field Goals | 11 / 31 | 35 |
| 2 Points | 8 / 18 | 44 |
| 3 Points | 3 / 13 | 23 |
| Free Throws | 1 / 2 | 50 |

16 ONRUBIA GONZALEZ Oscar



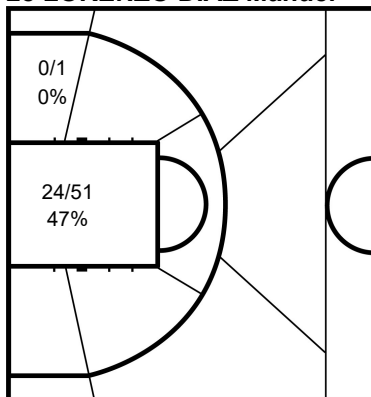
| | M / A | % |
|-------------|-------|----|
| Field Goals | 3 / 6 | 50 |
| 2 Points | 3 / 5 | 60 |
| 3 Points | 0 / 1 | 0 |
| Free Throws | | |

24 ORTEGA LAFUENTE Ignacio



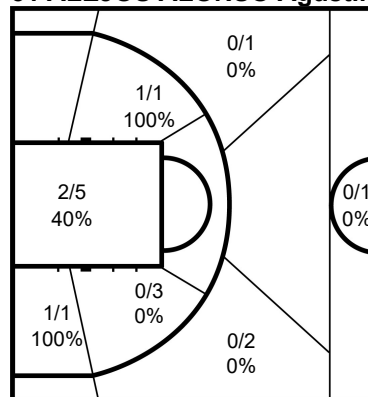
| | M / A | % |
|-------------|---------|----|
| Field Goals | 20 / 30 | 67 |
| 2 Points | 20 / 28 | 71 |
| 3 Points | 0 / 2 | 0 |
| Free Throws | 12 / 16 | 75 |

28 LORENZO DIAZ Manuel



| | M / A | % |
|-------------|---------|----|
| Field Goals | 25 / 53 | 47 |
| 2 Points | 25 / 53 | 47 |
| 3 Points | | |
| Free Throws | 12 / 18 | 67 |

51 ALEJOS ALONSO Agustin



| | M / A | % |
|-------------|--------|----|
| Field Goals | 3 / 13 | 23 |
| 2 Points | 3 / 9 | 33 |
| 3 Points | 0 / 4 | 0 |
| Free Throws | 5 / 8 | 63 |

| Legend: | | | |
|---------|-------------------------|-------|--------------------|
| % | Shooting Percentage | (C) | Captain |
| BS | Blocked Shots | DR | Defensive Rebounds |
| MPG | Minutes Played per Game | No. | Uniform Number |
| PTS | Points | ST | Steals |
| +/- | Plus-Minus | FD | Fouls Drawn |
| OR | Offensive Rebounds | GP | Games Played |
| TO | Turnovers | PF | Fouls |
| Agn. | Against | TOT | Total Rebounds |
| AS | Assists | M / A | Made / Attempts |
| PPG | Points per Game | TP | Time Played |



Cumulative Statistics

チームの累積統計

AUS - Australia

After 7 games

Player Totals

| No. | Name | Sport Class | GP | TP | Field Goals | | 2 Points | | 3 Points | | Free Throws | | Rebounds | | | AS | TO | ST | BS | PF | FD | +/- | PTS |
|------------------|--------------------|-------------|----|---------|-------------|----|----------|----|----------|----|-------------|-----|----------|-----|-----|-----|-----|----|----|-----|-----|-----|-----|
| | | | | | M/A | % | M/A | % | M/A | % | M/A | % | OR | DR | TOT | | | | | | | | |
| 1 | WHITE Samuel | 1.0 | 6 | 49:47 | 0/1 | 0 | 0/1 | 0 | | | | | 2 | 2 | | | 1 | | | 2 | | 20 | |
| 2 | TYNDALL Jeremy | 1.5 | 6 | 1:13:45 | 0/5 | 0 | 0/5 | 0 | | | | | 3 | 4 | 7 | | 2 | 1 | | 3 | 2 | -4 | |
| 5 | LATHAM Bill | 4.0 | 6 | 2:18:23 | 37/68 | 54 | 37/68 | 54 | | | 4/11 | 36 | 11 | 36 | 47 | 15 | 12 | 5 | 2 | 20 | 10 | 59 | 78 |
| 6 | STIBNERS Brett | 4.0 | 6 | 1:17:19 | 19/45 | 42 | 16/37 | 43 | 3/8 | 38 | 5/5 | 100 | 1 | 22 | 23 | 13 | 2 | 1 | | 8 | 6 | 25 | 46 |
| 7 | NORRIS Shaun (C) | 3.0 | 7 | 2:50:18 | 43/85 | 51 | 42/79 | 53 | 1/6 | 17 | 7/21 | 33 | 13 | 24 | 37 | 34 | 14 | 10 | 1 | 12 | 23 | 77 | 94 |
| 8 | ROBINS Kim | 3.0 | 7 | 2:26:58 | 16/39 | 41 | 16/39 | 41 | | | 0/1 | 0 | 6 | 11 | 17 | 23 | 5 | 1 | | 11 | 10 | 53 | 32 |
| 9 | KNOWLES Tristan | 4.0 | 7 | 1:43:58 | 24/47 | 51 | 15/26 | 58 | 9/21 | 43 | 4/4 | 100 | 2 | 18 | 20 | 24 | 7 | 4 | | 8 | 8 | 16 | 61 |
| 10 | BLAIR Jannik | 1.0 | 7 | 2:44:46 | 6/19 | 32 | 6/19 | 32 | | | 2/2 | 100 | 11 | 7 | 18 | 3 | 3 | 6 | 1 | 13 | 4 | 81 | 14 |
| 11 | O'NEILL-THORNE Tom | 3.0 | 7 | 3:17:51 | 34/84 | 40 | 27/60 | 45 | 7/24 | 29 | 3/5 | 60 | 9 | 24 | 33 | 40 | 10 | 15 | | 10 | 9 | 42 | 78 |
| 12 | McSHANE Matthew | 1.5 | 7 | 1:41:08 | 5/16 | 31 | 5/16 | 31 | | | | | 3 | 2 | 5 | 3 | 5 | 2 | | 7 | 1 | -7 | 10 |
| 15 | AUPRINCE Michael | 4.0 | 7 | 1:09:18 | 12/34 | 35 | 12/32 | 38 | 0/2 | 0 | 9/14 | 64 | 5 | 28 | 33 | 3 | 5 | 3 | | 7 | 7 | -8 | 33 |
| 33 | McPHAIL John | 3.0 | 7 | 1:46:29 | 8/28 | 29 | 8/28 | 29 | | | 2/6 | 33 | 4 | 11 | 15 | 22 | 2 | 3 | | 6 | 8 | 46 | 18 |
| Team / Coach | | | | | | | | | | | | | | | | | | | | | | | |
| Totals | | | | | 204/471 | 43 | 184/410 | 45 | 20/61 | 33 | 36/69 | 52 | 81 | 203 | 284 | 180 | 74 | 51 | 4 | 107 | 88 | 80 | 464 |
| Opponents | | | | | 168/412 | 41 | 159/372 | 43 | 9/40 | 23 | 39/77 | 51 | 51 | 193 | 244 | 126 | 103 | 34 | 7 | 88 | 108 | -80 | 384 |

Team Totals

| | AUS | Opponents |
|-----------------------|-------------------|------------------|
| Points from Turnovers | 126 | 67 |
| Points in the Paint | 230 (115/233) 49% | 198 (99/201) 49% |
| Second Chance Points | 66 | 43 |
| Fast Break Points | 54 | 50 |
| Bench Points | 137 | 104 |

Player Averages

| No. | Name | Sport Class | GP | MPG | Field Goals | | 2 Points | | 3 Points | | Free Throws | | Rebounds | | | AS | TO | ST | BS | PF | FD | +/- | PPG |
|------------------|--------------------|-------------|----|------|-------------|----|-----------|----|----------|----|-------------|-----|----------|------|------|------|------|-----|-----|------|------|-------|------|
| | | | | | M/A | % | M/A | % | M/A | % | M/A | % | OR | DR | TOT | | | | | | | | |
| 1 | WHITE Samuel | 1.0 | 6 | 8.3 | 0.0/0.2 | 0 | 0.0/0.2 | 0 | | | | | 0.3 | 0.3 | | 0.2 | | | 0.3 | | | 3.3 | |
| 2 | TYNDALL Jeremy | 1.5 | 6 | 12.3 | 0.0/0.8 | 0 | 0.0/0.8 | 0 | | | | 0.5 | 0.7 | 1.2 | | 0.3 | 0.2 | | 0.5 | 0.3 | -0.7 | | |
| 5 | LATHAM Bill | 4.0 | 6 | 23.1 | 6.2/11.3 | 54 | 6.2/11.3 | 54 | | | 0.7/1.8 | 36 | 1.8 | 6.0 | 7.8 | 2.5 | 2.0 | 0.8 | 0.3 | 3.3 | 1.7 | 9.8 | 13.0 |
| 6 | STIBNERS Brett | 4.0 | 6 | 12.9 | 3.2/7.5 | 42 | 2.7/6.2 | 43 | 0.5/1.3 | 38 | 0.8/0.8 | 100 | 0.2 | 3.7 | 3.8 | 2.2 | 0.3 | 0.2 | | 1.3 | 1.0 | 4.2 | 7.7 |
| 7 | NORRIS Shaun (C) | 3.0 | 7 | 24.3 | 6.1/12.1 | 51 | 6.0/11.3 | 53 | 0.1/0.9 | 17 | 1.0/3.0 | 33 | 1.9 | 3.4 | 5.3 | 4.9 | 2.0 | 1.4 | 0.1 | 1.7 | 3.3 | 11.0 | 13.4 |
| 8 | ROBINS Kim | 3.0 | 7 | 21.0 | 2.3/5.6 | 41 | 2.3/5.6 | 41 | | | 0.0/0.1 | 0 | 0.9 | 1.6 | 2.4 | 3.3 | 0.7 | 0.1 | | 1.6 | 1.4 | 7.6 | 4.6 |
| 9 | KNOWLES Tristan | 4.0 | 7 | 14.9 | 3.4/6.7 | 51 | 2.1/3.7 | 58 | 1.3/3.0 | 43 | 0.6/0.6 | 100 | 0.3 | 2.6 | 2.9 | 3.4 | 1.0 | 0.6 | | 1.1 | 1.1 | 2.3 | 8.7 |
| 10 | BLAIR Jannik | 1.0 | 7 | 23.5 | 0.9/2.7 | 32 | 0.9/2.7 | 32 | | | 0.3/0.3 | 100 | 1.6 | 1.0 | 2.6 | 0.4 | 0.4 | 0.9 | 0.1 | 1.9 | 0.6 | 11.6 | 2.0 |
| 11 | O'NEILL-THORNE Tom | 3.0 | 7 | 28.3 | 4.9/12.0 | 40 | 3.9/8.6 | 45 | 1.0/3.4 | 29 | 0.4/0.7 | 60 | 1.3 | 3.4 | 4.7 | 5.7 | 1.4 | 2.1 | | 1.4 | 1.3 | 6.0 | 11.1 |
| 12 | McSHANE Matthew | 1.5 | 7 | 14.4 | 0.7/2.3 | 31 | 0.7/2.3 | 31 | | | | | 0.4 | 0.3 | 0.7 | 0.4 | 0.7 | 0.3 | | 1.0 | 0.1 | -1.0 | 1.4 |
| 15 | AUPRINCE Michael | 4.0 | 7 | 9.9 | 1.7/4.9 | 35 | 1.7/4.6 | 38 | 0.0/0.3 | 0 | 1.3/2.0 | 64 | 0.7 | 4.0 | 4.7 | 0.4 | 0.7 | 0.4 | | 1.0 | 1.0 | -1.1 | 4.7 |
| 33 | McPHAIL John | 3.0 | 7 | 15.2 | 1.1/4.0 | 29 | 1.1/4.0 | 29 | | | 0.3/0.9 | 33 | 0.6 | 1.6 | 2.1 | 3.1 | 0.3 | 0.4 | | 0.9 | 1.1 | 6.6 | 2.6 |
| Team / Coach | | | | | | | | | | | | | | | | | | | | | | | |
| Totals | | | | | 29.1/67.3 | 43 | 26.3/58.6 | 45 | 2.9/8.7 | 33 | 5.1/9.9 | 52 | 11.6 | 29.0 | 40.6 | 25.7 | 10.6 | 7.3 | 0.6 | 15.3 | 12.6 | 11.4 | 66.3 |
| Opponents | | | | | 24.0/58.9 | 41 | 22.7/53.1 | 43 | 1.3/5.7 | 23 | 5.6/11.0 | 51 | 7.3 | 27.6 | 34.9 | 18.0 | 14.7 | 4.9 | 1.0 | 12.6 | 15.4 | -11.4 | 54.9 |

Team Averages

| | AUS | Opponents |
|-----------------------|------|-----------|
| Points from Turnovers | 18.0 | 9.6 |
| Points in the Paint | 32.9 | 28.3 |
| Second Chance Points | 9.4 | 6.1 |
| Fast Break Points | 7.7 | 7.1 |
| Bench Points | 19.6 | 14.9 |



Cumulative Statistics

チームの累積統計

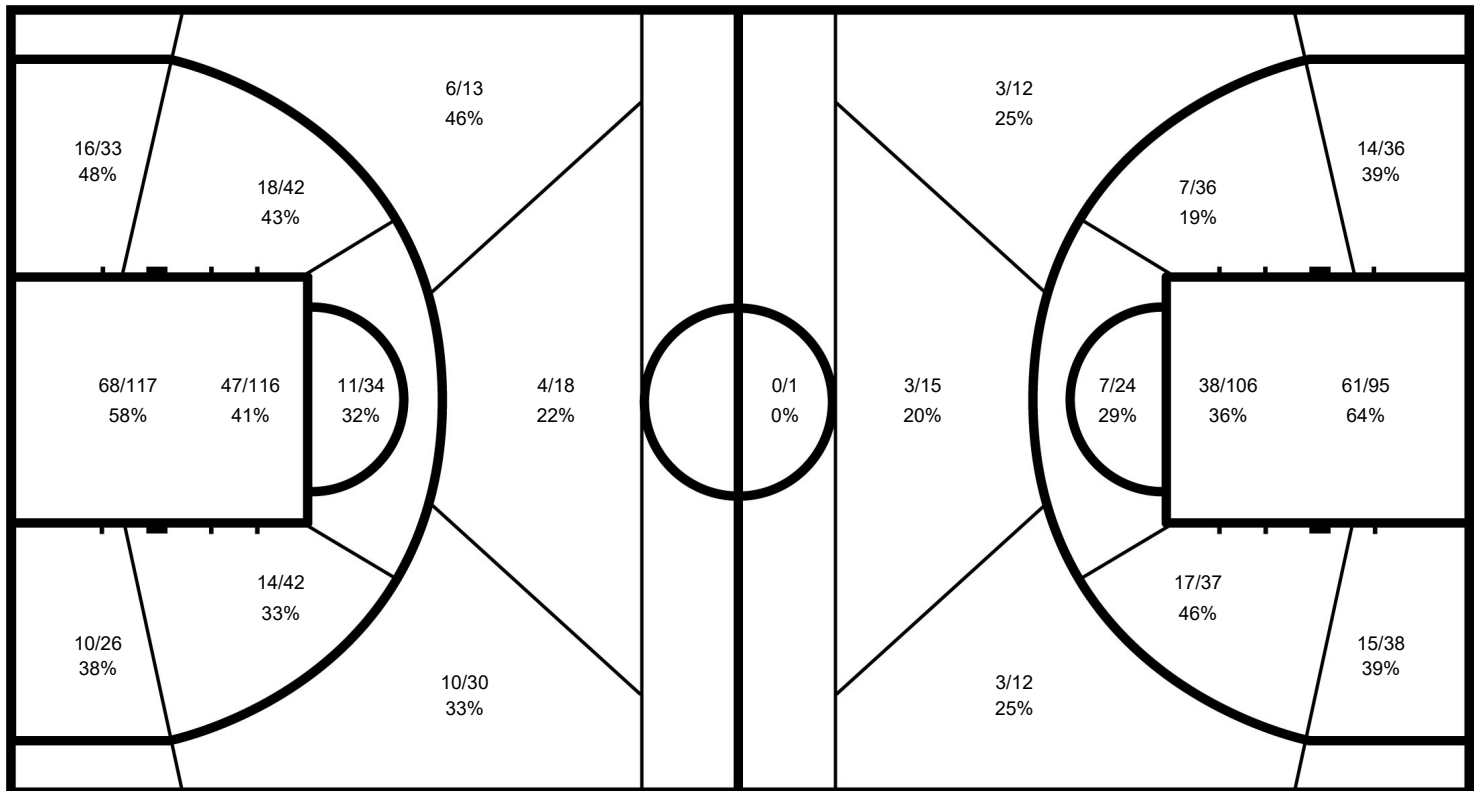
AUS - Australia

After 7 games

| Phase | AUS Played | Score | | Field Goals | | 2 Points | | 3 Points | | Free Throws | | Rebounds | | | AS | TO | ST | BS | PF | FD |
|----------------------------|------------|-------|------|-------------|----|----------|----|----------|----|-------------|-----|----------|----|-----|----|----|----|----|----|----|
| | | | | M / A | % | M / A | % | M / A | % | M / A | % | OR | DR | TOT | | | | | | |
| Preliminary Round Group B | IRI | 81-39 | For | 34/68 | 50 | 30/61 | 49 | 4/7 | 57 | 9/15 | 60 | 18 | 35 | 53 | 26 | 11 | 6 | | 19 | 18 |
| | | | Agn. | 16/57 | 28 | 16/55 | 29 | 0/2 | 0 | 7/17 | 41 | 9 | 16 | 25 | 15 | 14 | 7 | 1 | 17 | 20 |
| Preliminary Round Group B | ALG | 83-37 | For | 36/68 | 53 | 33/63 | 52 | 3/5 | 60 | 8/14 | 57 | 12 | 33 | 45 | 35 | 8 | 11 | | 11 | 12 |
| | | | Agn. | 16/50 | 32 | 16/45 | 36 | 0/5 | 0 | 5/8 | 63 | 1 | 24 | 25 | 13 | 23 | 2 | 1 | 12 | 11 |
| Preliminary Round Group B | GER | 64-53 | For | 29/69 | 42 | 28/60 | 47 | 1/9 | 11 | 5/12 | 42 | 13 | 36 | 49 | 25 | 13 | 7 | | 19 | 17 |
| | | | Agn. | 22/65 | 34 | 20/55 | 36 | 2/10 | 20 | 7/11 | 64 | 8 | 30 | 38 | 19 | 9 | 4 | 2 | 17 | 19 |
| Preliminary Round Group B | USA | 38-66 | For | 18/60 | 30 | 18/56 | 32 | 0/4 | 0 | 2/8 | 25 | 10 | 30 | 40 | 17 | 17 | 5 | | 17 | 6 |
| | | | Agn. | 26/61 | 43 | 23/53 | 43 | 3/8 | 38 | 11/17 | 65 | 8 | 32 | 40 | 23 | 10 | 9 | | 6 | 17 |
| Preliminary Round Group B | GBR | 69-70 | For | 31/65 | 48 | 28/56 | 50 | 3/9 | 33 | 4/9 | 44 | 7 | 27 | 34 | 28 | 11 | 5 | 2 | 18 | 11 |
| | | | Agn. | 30/68 | 44 | 28/61 | 46 | 2/7 | 29 | 8/16 | 50 | 12 | 28 | 40 | 18 | 11 | 5 | 1 | 13 | 18 |
| Quarterfinal | JPN | 55-61 | For | 24/69 | 35 | 23/57 | 40 | 1/12 | 8 | 6/9 | 67 | 10 | 24 | 34 | 20 | 9 | 10 | 1 | 14 | 13 |
| | | | Agn. | 29/56 | 52 | 27/51 | 53 | 2/5 | 40 | 1/8 | 13 | 6 | 35 | 41 | 18 | 17 | 5 | 2 | 12 | 14 |
| Classification Playoff 5/6 | TUR | 74-58 | For | 32/72 | 44 | 24/57 | 42 | 8/15 | 53 | 2/2 | 100 | 11 | 18 | 29 | 29 | 5 | 7 | 1 | 9 | 11 |
| | | | Agn. | 29/55 | 53 | 29/52 | 56 | 0/3 | 0 | | | 7 | 28 | 35 | 20 | 19 | 2 | | 11 | 9 |

AUS - Australia

Opponents



AUS

| | M / A | % |
|-------------|-----------|----|
| Field Goals | 204 / 471 | 43 |
| 2 Points | 184 / 410 | 45 |
| 3 Points | 20 / 61 | 33 |
| Free Throws | 36 / 69 | 52 |

Opponents

| % | M / A | |
|----|-----------|-------------|
| 41 | 168 / 412 | Field Goals |
| 43 | 159 / 372 | 2 Points |
| 23 | 9 / 40 | 3 Points |
| 51 | 39 / 77 | Free Throws |



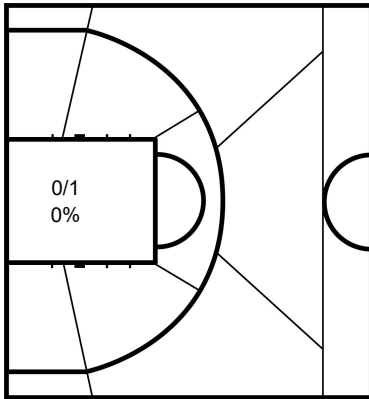
Cumulative Statistics

チームの累積統計

AUS - Australia

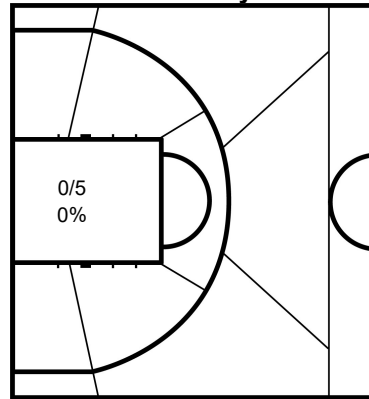
After 7 games

1 WHITE Samuel



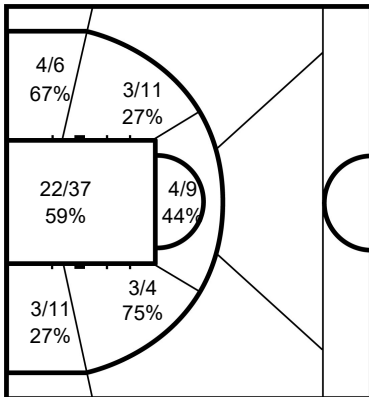
| | M / A | % |
|-------------|-------|---|
| Field Goals | 0 / 1 | 0 |
| 2 Points | 0 / 1 | 0 |
| 3 Points | | |
| Free Throws | | |

2 TYNDALL Jeremy



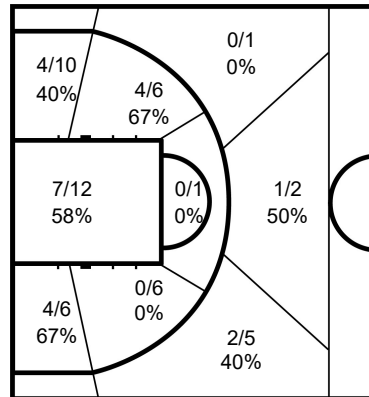
| | M / A | % |
|-------------|-------|---|
| Field Goals | 0 / 5 | 0 |
| 2 Points | 0 / 5 | 0 |
| 3 Points | | |
| Free Throws | | |

5 LATHAM Bill



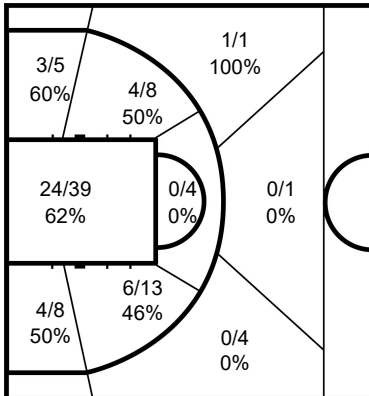
| | M / A | % |
|-------------|---------|----|
| Field Goals | 37 / 68 | 54 |
| 2 Points | 37 / 68 | 54 |
| 3 Points | | |
| Free Throws | 4 / 11 | 36 |

6 STIBNERS Brett



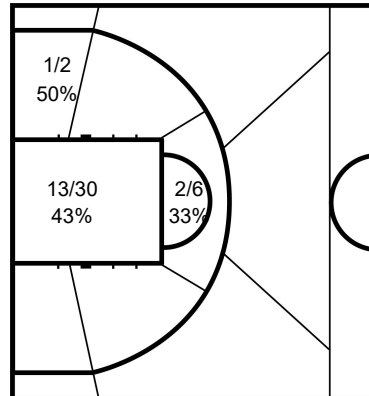
| | M / A | % |
|-------------|---------|-----|
| Field Goals | 19 / 45 | 42 |
| 2 Points | 16 / 37 | 43 |
| 3 Points | 3 / 8 | 38 |
| Free Throws | 5 / 5 | 100 |

7 NORRIS Shaun



| | M / A | % |
|-------------|---------|----|
| Field Goals | 43 / 85 | 51 |
| 2 Points | 42 / 79 | 53 |
| 3 Points | 1 / 6 | 17 |
| Free Throws | 7 / 21 | 33 |

8 ROBINS Kim



| | M / A | % |
|-------------|---------|----|
| Field Goals | 16 / 39 | 41 |
| 2 Points | 16 / 39 | 41 |
| 3 Points | | |
| Free Throws | 0 / 1 | 0 |



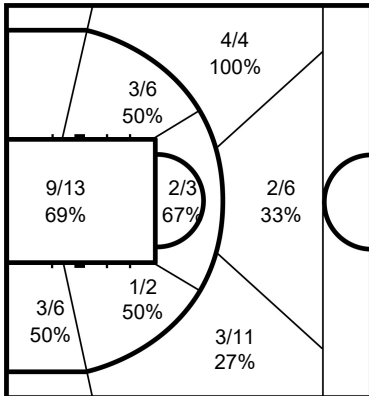
Cumulative Statistics

チームの累積統計

AUS - Australia

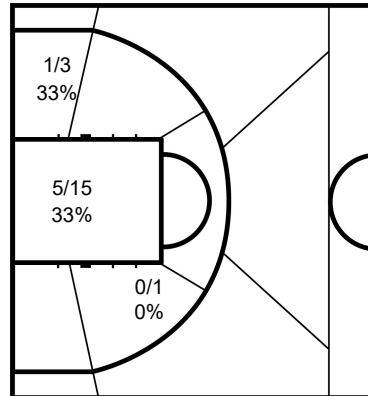
After 7 games

9 KNOWLES Tristan



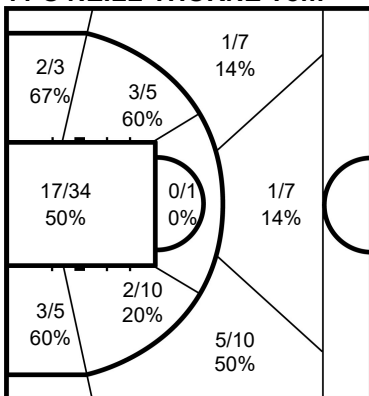
| | M / A | % |
|-------------|---------|-----|
| Field Goals | 24 / 47 | 51 |
| 2 Points | 15 / 26 | 58 |
| 3 Points | 9 / 21 | 43 |
| Free Throws | 4 / 4 | 100 |

10 BLAIR Jannik



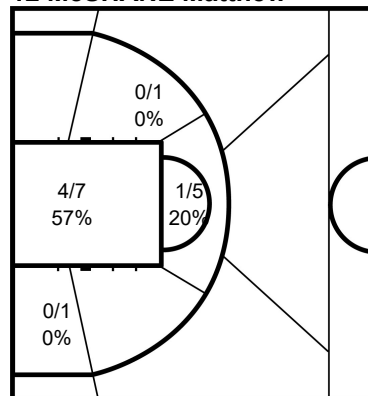
| | M / A | % |
|-------------|--------|-----|
| Field Goals | 6 / 19 | 32 |
| 2 Points | 6 / 19 | 32 |
| 3 Points | | |
| Free Throws | 2 / 2 | 100 |

11 O'NEILL-THORNE Tom



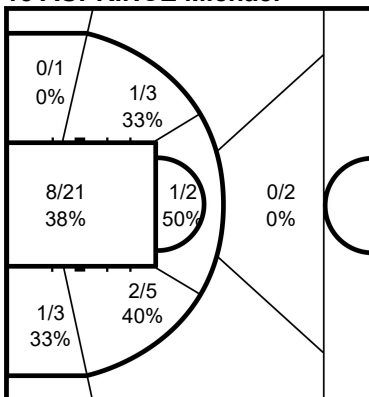
| | M / A | % |
|-------------|---------|----|
| Field Goals | 34 / 84 | 40 |
| 2 Points | 27 / 60 | 45 |
| 3 Points | 7 / 24 | 29 |
| Free Throws | 3 / 5 | 60 |

12 McSHANE Matthew



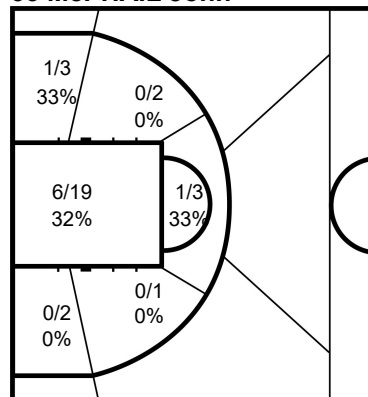
| | M / A | % |
|-------------|--------|----|
| Field Goals | 5 / 16 | 31 |
| 2 Points | 5 / 16 | 31 |
| 3 Points | | |
| Free Throws | | |

15 AUPRINCE Michael



| | M / A | % |
|-------------|---------|----|
| Field Goals | 12 / 34 | 35 |
| 2 Points | 12 / 32 | 38 |
| 3 Points | 0 / 2 | 0 |
| Free Throws | 9 / 14 | 64 |

33 McPHAIL John



| | M / A | % |
|-------------|--------|----|
| Field Goals | 8 / 28 | 29 |
| 2 Points | 8 / 28 | 29 |
| 3 Points | | |
| Free Throws | 2 / 6 | 33 |

| Legend: | | | |
|---------|-------------------------|-------|--------------------|
| % | Shooting Percentage | (C) | Captain |
| BS | Blocked Shots | DR | Defensive Rebounds |
| MPG | Minutes Played per Game | No. | Uniform Number |
| PTS | Points | ST | Steals |
| +/- | Plus-Minus | FD | Fouls Drawn |
| OR | Offensive Rebounds | GP | Games Played |
| TO | Turnovers | PF | Fouls |
| Agn. | Against | TOT | Total Rebounds |
| AS | Assists | M / A | Made / Attempts |
| PPG | Points per Game | TP | Time Played |



Cumulative Statistics

チームの累積統計

TUR - Turkey

After 7 games

Player Totals

| No. | Name | Sport Class | GP | TP | Field Goals | | 2 Points | | 3 Points | | Free Throws | | Rebounds | | | AS | TO | ST | BS | PF | FD | +/- | PTS |
|------------------|--------------------|-------------|----|---------|-------------|----|----------|----|----------|----|-------------|----|----------|-----|-----|-----|----|----|----|-----|-----|-----|-----|
| | | | | | M / A | % | M / A | % | M / A | % | M / A | % | OR | DR | TOT | | | | | | | | |
| 3 | ACAR Deniz | 2.5 | 7 | 2:46:11 | 23/40 | 58 | 23/40 | 58 | | | 0/3 | 0 | 6 | 17 | 23 | 5 | 4 | 3 | 1 | 8 | 4 | 38 | 46 |
| 5 | GURBULAK Ozgur (C) | 4.0 | 7 | 4:00:24 | 55/114 | 48 | 45/82 | 55 | 10/32 | 31 | 14/22 | 64 | 4 | 47 | 51 | 60 | 24 | 7 | | 11 | 29 | 3 | 134 |
| 6 | GUNAYDIN Mucahit | 4.0 | 7 | 38:17 | 6/12 | 50 | 6/12 | 50 | | | 0/2 | 0 | 2 | 9 | 11 | 6 | 2 | 1 | 1 | 3 | 3 | -8 | 12 |
| 7 | EFETURK Ahmet | 4.0 | 6 | 1:12:55 | 9/30 | 30 | 9/30 | 30 | | | 3/8 | 38 | 2 | 13 | 15 | 10 | 8 | 3 | | 8 | 12 | -16 | 21 |
| 9 | TOPRAK Ugur | 3.0 | 7 | 4:15:18 | 30/76 | 39 | 28/63 | 44 | 2/13 | 15 | 9/14 | 64 | 7 | 35 | 42 | 40 | 13 | 10 | | 14 | 17 | 6 | 71 |
| 10 | AR Ismail | 1.5 | 7 | 3:27:59 | 29/43 | 67 | 29/42 | 69 | 0/1 | 0 | 5/12 | 42 | 1 | 14 | 15 | 14 | 8 | 1 | | 12 | 13 | 21 | 63 |
| 11 | GUNDOGDU Fikri | 1.0 | 2 | 9:01 | 0/1 | 0 | 0/1 | 0 | | | | | | | | | | | | 1 | | | 1 |
| 15 | SAYAK Selim | 2.5 | 7 | 1:08:10 | 5/13 | 38 | 5/13 | 38 | | | 3/10 | 30 | 1 | 4 | 5 | 2 | 6 | 4 | | 10 | 10 | -6 | 13 |
| 35 | GUMUS Ferit | 3.0 | 7 | 3:28:04 | 29/58 | 50 | 29/58 | 50 | | | 11/13 | 85 | 5 | 35 | 40 | 17 | 11 | 3 | | 7 | 18 | 14 | 69 |
| 36 | TOPTAS Samet | 4.5 | 3 | 13:32 | 3/7 | 43 | 3/7 | 43 | | | 3/4 | 75 | | 4 | 4 | 1 | 1 | | | 1 | 3 | 2 | 9 |
| 47 | AKSOY Ridvan | 1.0 | 6 | 1:26:23 | 6/12 | 50 | 6/12 | 50 | | | 0/1 | 0 | 3 | 4 | 7 | | 3 | 2 | | 5 | 3 | -29 | 12 |
| 52 | GULEM Volkan | 2.0 | 5 | 58:46 | 3/8 | 38 | 3/8 | 38 | | | | | | 4 | 4 | 2 | 3 | | | 8 | 1 | -11 | 6 |
| Team / Coach | | | | | | | | | | | | | | | | | | | | | | | |
| Totals | | | | | 198/414 | 48 | 186/368 | 51 | 12/46 | 26 | 48/89 | 54 | 36 | 199 | 235 | 157 | 91 | 34 | 2 | 88 | 113 | 3 | 456 |
| Opponents | | | | | 198/475 | 42 | 172/403 | 43 | 26/72 | 36 | 31/47 | 66 | 77 | 190 | 267 | 152 | 81 | 39 | 5 | 112 | 86 | -3 | 453 |

Team Totals

| | TUR | Opponents |
|-----------------------|-------------------|-------------------|
| Points from Turnovers | 68 | 102 |
| Points in the Paint | 236 (118/204) 58% | 236 (118/226) 52% |
| Second Chance Points | 37 | 71 |
| Fast Break Points | 54 | 54 |
| Bench Points | 73 | 118 |

Player Averages

| No. | Name | Sport Class | GP | MPG | Field Goals | | 2 Points | | 3 Points | | Free Throws | | Rebounds | | | AS | TO | ST | BS | PF | FD | +/- | PPG |
|------------------|--------------------|-------------|----|------|-------------|----|-----------|----|----------|----|-------------|----|----------|------|------|------|------|-----|-----|------|------|------|------|
| | | | | | M / A | % | M / A | % | M / A | % | M / A | % | OR | DR | TOT | | | | | | | | |
| 3 | ACAR Deniz | 2.5 | 7 | 23.7 | 3.3/5.7 | 58 | 3.3/5.7 | 58 | | | 0.0/0.4 | 0 | 0.9 | 2.4 | 3.3 | 0.7 | 0.6 | 0.4 | 0.1 | 1.1 | 0.6 | 5.4 | 6.6 |
| 5 | GURBULAK Ozgur (C) | 4.0 | 7 | 34.3 | 7.9/16.3 | 48 | 6.4/11.7 | 55 | 1.4/4.6 | 31 | 2.0/3.1 | 64 | 0.6 | 6.7 | 7.3 | 8.6 | 3.4 | 1.0 | | 1.6 | 4.1 | 0.4 | 19.1 |
| 6 | GUNAYDIN Mucahit | 4.0 | 7 | 5.5 | 0.9/1.7 | 50 | 0.9/1.7 | 50 | | | 0.0/0.3 | 0 | 0.3 | 1.3 | 1.6 | 0.9 | 0.3 | 0.1 | 0.1 | 0.4 | 0.4 | -1.1 | 1.7 |
| 7 | EFETURK Ahmet | 4.0 | 6 | 12.2 | 1.5/5.0 | 30 | 1.5/5.0 | 30 | | | 0.5/1.3 | 38 | 0.3 | 2.2 | 2.5 | 1.7 | 1.3 | 0.5 | | 1.3 | 2.0 | -2.7 | 3.5 |
| 9 | TOPRAK Ugur | 3.0 | 7 | 36.5 | 4.3/10.9 | 39 | 4.0/9.0 | 44 | 0.3/1.9 | 15 | 1.3/2.0 | 64 | 1.0 | 5.0 | 6.0 | 5.7 | 1.9 | 1.4 | | 2.0 | 2.4 | 0.9 | 10.1 |
| 10 | AR Ismail | 1.5 | 7 | 29.7 | 4.1/6.1 | 67 | 4.1/6.0 | 69 | 0.0/0.1 | 0 | 0.7/1.7 | 42 | 0.1 | 2.0 | 2.1 | 2.0 | 1.1 | 0.1 | | 1.7 | 1.9 | 3.0 | 9.0 |
| 11 | GUNDOGDU Fikri | 1.0 | 2 | 4.5 | 0.0/0.5 | 0 | 0.0/0.5 | 0 | | | | | | | | | | | | 0.5 | | 0.5 | |
| 15 | SAYAK Selim | 2.5 | 7 | 9.7 | 0.7/1.9 | 38 | 0.7/1.9 | 38 | | | 0.4/1.4 | 30 | 0.1 | 0.6 | 0.7 | 0.3 | 0.9 | 0.6 | | 1.4 | 1.4 | -0.9 | 1.9 |
| 35 | GUMUS Ferit | 3.0 | 7 | 29.7 | 4.1/8.3 | 50 | 4.1/8.3 | 50 | | | 1.6/1.9 | 85 | 0.7 | 5.0 | 5.7 | 2.4 | 1.6 | 0.4 | | 1.0 | 2.6 | 2.0 | 9.9 |
| 36 | TOPTAS Samet | 4.5 | 3 | 4.5 | 1.0/2.3 | 43 | 1.0/2.3 | 43 | | | 1.0/1.3 | 75 | | 1.3 | 1.3 | 0.3 | 0.3 | | | 0.3 | 1.0 | 0.7 | 3.0 |
| 47 | AKSOY Ridvan | 1.0 | 6 | 14.4 | 1.0/2.0 | 50 | 1.0/2.0 | 50 | | | 0.0/0.2 | 0 | 0.5 | 0.7 | 1.2 | | 0.5 | 0.3 | | 0.8 | 0.5 | -4.8 | 2.0 |
| 52 | GULEM Volkan | 2.0 | 5 | 11.8 | 0.6/1.6 | 38 | 0.6/1.6 | 38 | | | | | | 0.8 | 0.8 | 0.4 | 0.6 | | | 1.6 | 0.2 | -2.2 | 1.2 |
| Team / Coach | | | | | | | | | | | | | | | | | | | | | | | |
| Totals | | | | | 28.3/59.1 | 48 | 26.6/52.6 | 51 | 1.7/6.6 | 26 | 6.9/12.7 | 54 | 5.1 | 28.4 | 33.6 | 22.4 | 13.0 | 4.9 | 0.3 | 12.6 | 16.1 | 0.4 | 65.1 |
| Opponents | | | | | 28.3/67.9 | 42 | 24.6/57.6 | 43 | 3.7/10.3 | 36 | 4.4/6.7 | 66 | 11.0 | 27.1 | 38.1 | 21.7 | 11.6 | 5.6 | 0.7 | 16.0 | 12.3 | -0.4 | 64.7 |

Team Averages

| | TUR | Opponents |
|-----------------------|------|-----------|
| Points from Turnovers | 9.7 | 14.6 |
| Points in the Paint | 33.7 | 33.7 |
| Second Chance Points | 5.3 | 10.1 |
| Fast Break Points | 7.7 | 7.7 |
| Bench Points | 10.4 | 16.9 |



Cumulative Statistics

チームの累積統計

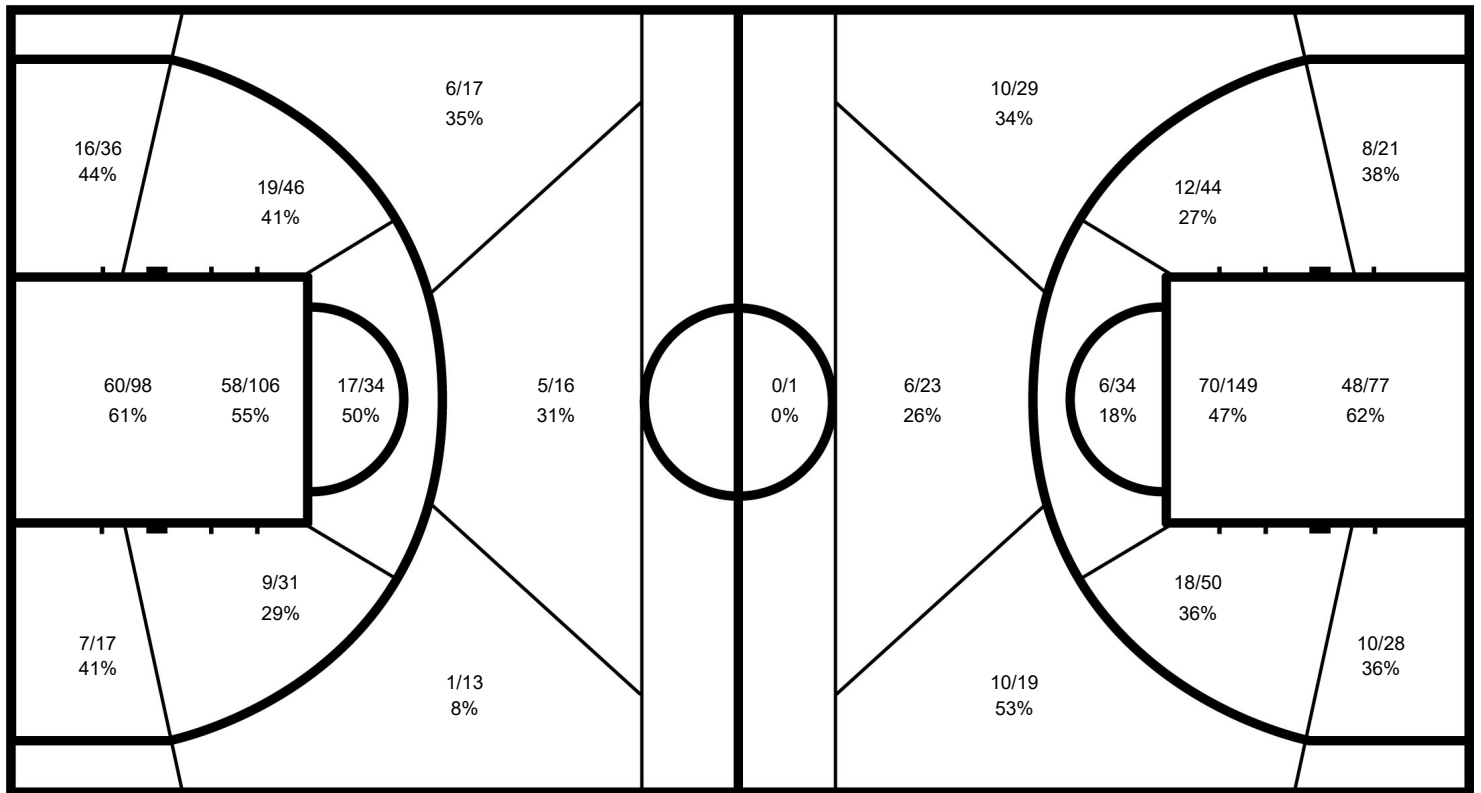
TUR - Turkey

After 7 games

| Phase | TUR Played | Score | | Field Goals | | 2 Points | | 3 Points | | Free Throws | | Rebounds | | | AS | TO | ST | BS | PF | FD |
|----------------------------|------------|-------|------|-------------|----|----------|----|----------|----|-------------|-----|----------|----|-----|----|----|----|----|----|----|
| | | | | M / A | % | M / A | % | M / A | % | M / A | % | OR | DR | TOT | | | | | | |
| Preliminary Round Group A | KOR | 80-70 | For | 35/63 | 56 | 35/58 | 60 | 0/5 | 0 | 10/20 | 50 | 4 | 30 | 34 | 31 | 9 | 5 | 1 | 10 | 23 |
| | | | Agn. | 30/75 | 40 | 25/60 | 42 | 5/15 | 33 | 5/8 | 63 | 15 | 27 | 42 | 21 | 10 | 3 | 1 | 22 | 9 |
| Preliminary Round Group A | CAN | 77-73 | For | 28/69 | 41 | 26/63 | 41 | 2/6 | 33 | 19/30 | 63 | 4 | 28 | 32 | 27 | 6 | 7 | | 17 | 28 |
| | | | Agn. | 30/70 | 43 | 26/61 | 43 | 4/9 | 44 | 9/10 | 90 | 9 | 40 | 49 | 25 | 19 | 1 | | 28 | 17 |
| Preliminary Round Group A | ESP | 61-79 | For | 25/53 | 47 | 21/41 | 51 | 4/12 | 33 | 7/11 | 64 | 4 | 18 | 22 | 19 | 15 | 6 | | 14 | 17 |
| | | | Agn. | 35/70 | 50 | 32/62 | 52 | 3/8 | 38 | 6/14 | 43 | 21 | 26 | 47 | 21 | 15 | 9 | 1 | 17 | 14 |
| Preliminary Round Group A | COL | 80-38 | For | 36/66 | 55 | 34/63 | 54 | 2/3 | 67 | 6/12 | 50 | 7 | 36 | 43 | 30 | 9 | 7 | | 11 | 16 |
| | | | Agn. | 17/58 | 29 | 15/50 | 30 | 2/8 | 25 | 2/4 | 50 | 6 | 25 | 31 | 13 | 16 | 4 | 1 | 16 | 10 |
| Preliminary Round Group A | JPN | 55-67 | For | 26/60 | 43 | 24/50 | 48 | 2/10 | 20 | 1/3 | 33 | 7 | 24 | 31 | 17 | 16 | 5 | 1 | 8 | 6 |
| | | | Agn. | 32/67 | 48 | 29/57 | 51 | 3/10 | 30 | | | 9 | 27 | 36 | 23 | 12 | 8 | | 6 | 8 |
| Quarterfinal | USA | 45-52 | For | 19/48 | 40 | 17/41 | 41 | 2/7 | 29 | 5/13 | 38 | 3 | 35 | 38 | 13 | 17 | 2 | | 17 | 14 |
| | | | Agn. | 22/63 | 35 | 21/56 | 38 | 1/7 | 14 | 7/9 | 78 | 6 | 27 | 33 | 20 | 4 | 7 | 1 | 14 | 17 |
| Classification Playoff 5/6 | AUS | 58-74 | For | 29/55 | 53 | 29/52 | 56 | 0/3 | 0 | | | 7 | 28 | 35 | 20 | 19 | 2 | | 11 | 9 |
| | | | Agn. | 32/72 | 44 | 24/57 | 42 | 8/15 | 53 | 2/2 | 100 | 11 | 18 | 29 | 29 | 5 | 7 | 1 | 9 | 11 |

TUR - Turkey

Opponents



TUR

| | M / A | % |
|-------------|-----------|----|
| Field Goals | 198 / 414 | 48 |
| 2 Points | 186 / 368 | 51 |
| 3 Points | 12 / 46 | 26 |
| Free Throws | 48 / 89 | 54 |

Opponents

| % | M / A | |
|----|-----------|-------------|
| 42 | 198 / 475 | Field Goals |
| 43 | 172 / 403 | 2 Points |
| 36 | 26 / 72 | 3 Points |
| 66 | 31 / 47 | Free Throws |



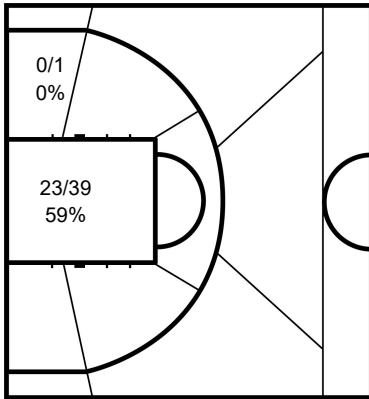
Cumulative Statistics

チームの累積統計

TUR - Turkey

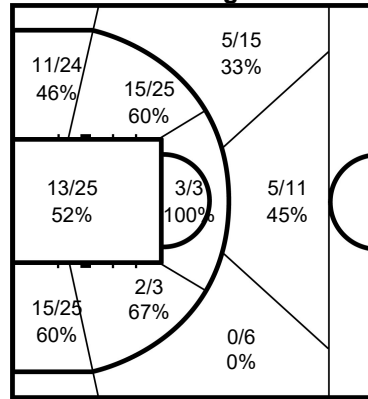
After 7 games

3 ACAR Deniz



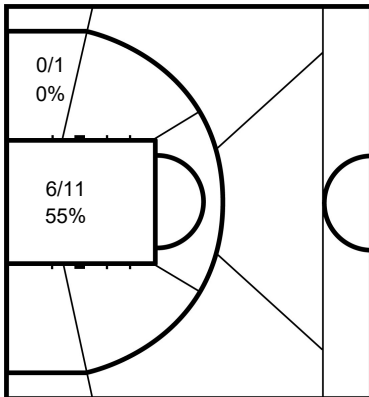
| | M / A | % |
|-------------|---------|----|
| Field Goals | 23 / 40 | 58 |
| 2 Points | 23 / 40 | 58 |
| 3 Points | | |
| Free Throws | 0 / 3 | 0 |

5 GURBULAK Ozgur



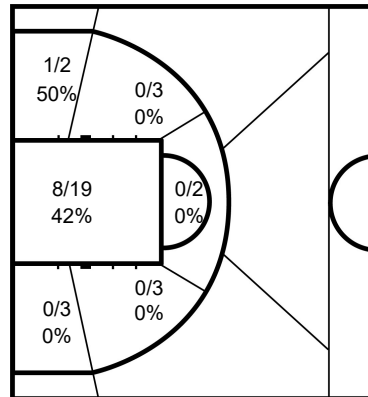
| | M / A | % |
|-------------|----------|----|
| Field Goals | 55 / 114 | 48 |
| 2 Points | 45 / 82 | 55 |
| 3 Points | 10 / 32 | 31 |
| Free Throws | 14 / 22 | 64 |

6 GUNAYDIN Mucahit



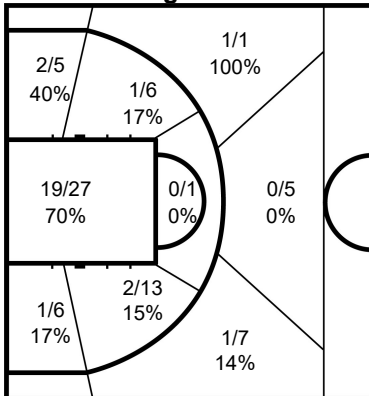
| | M / A | % |
|-------------|--------|----|
| Field Goals | 6 / 12 | 50 |
| 2 Points | 6 / 12 | 50 |
| 3 Points | | |
| Free Throws | 0 / 2 | 0 |

7 EFETURK Ahmet



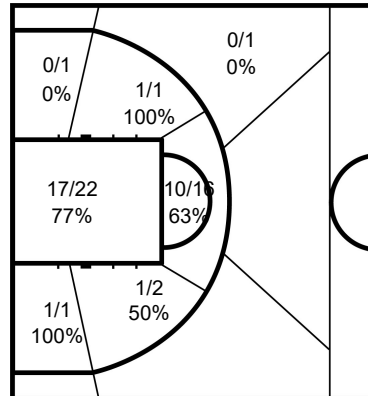
| | M / A | % |
|-------------|--------|----|
| Field Goals | 9 / 30 | 30 |
| 2 Points | 9 / 30 | 30 |
| 3 Points | | |
| Free Throws | 3 / 8 | 38 |

9 TOPRAK Ugur



| | M / A | % |
|-------------|---------|----|
| Field Goals | 30 / 76 | 39 |
| 2 Points | 28 / 63 | 44 |
| 3 Points | 2 / 13 | 15 |
| Free Throws | 9 / 14 | 64 |

10 AR Ismail



| | M / A | % |
|-------------|---------|----|
| Field Goals | 29 / 43 | 67 |
| 2 Points | 29 / 42 | 69 |
| 3 Points | 0 / 1 | 0 |
| Free Throws | 5 / 12 | 42 |



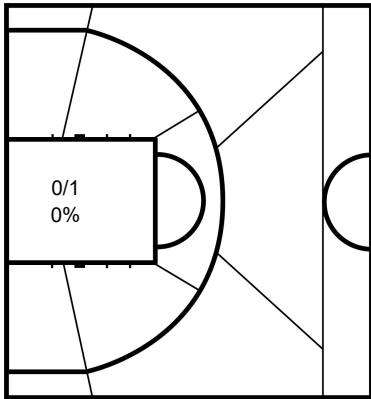
Cumulative Statistics

チームの累積統計

TUR - Turkey

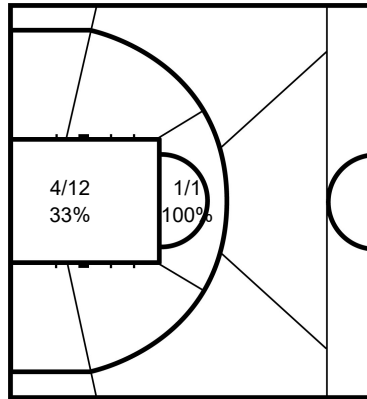
After 7 games

11 GUNDOGDU Fikri



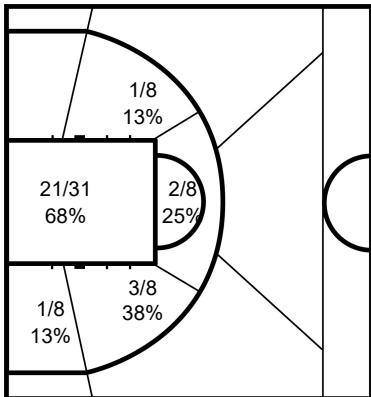
| | M / A | % |
|-------------|-------|---|
| Field Goals | 0 / 1 | 0 |
| 2 Points | 0 / 1 | 0 |
| 3 Points | | |
| Free Throws | | |

15 SAYAK Selim



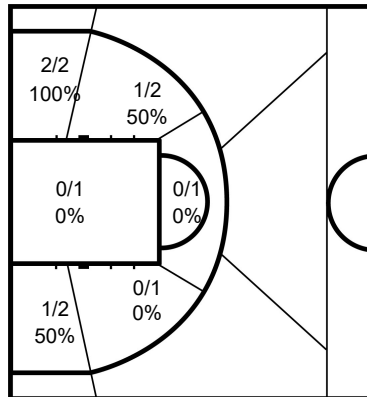
| | M / A | % |
|-------------|--------|----|
| Field Goals | 5 / 13 | 38 |
| 2 Points | 5 / 13 | 38 |
| 3 Points | | |
| Free Throws | 3 / 10 | 30 |

35 GUMUS Ferit



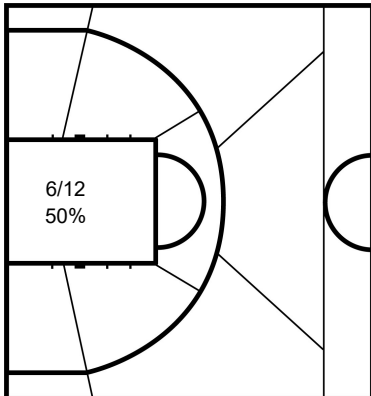
| | M / A | % |
|-------------|---------|----|
| Field Goals | 29 / 58 | 50 |
| 2 Points | 29 / 58 | 50 |
| 3 Points | | |
| Free Throws | 11 / 13 | 85 |

36 TOPTAS Samet



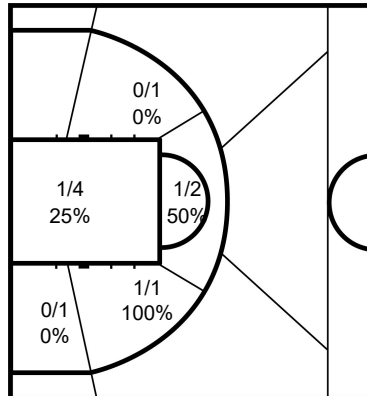
| | M / A | % |
|-------------|-------|----|
| Field Goals | 3 / 7 | 43 |
| 2 Points | 3 / 7 | 43 |
| 3 Points | | |
| Free Throws | 3 / 4 | 75 |

47 AKSOY Ridvan



| | M / A | % |
|-------------|--------|----|
| Field Goals | 6 / 12 | 50 |
| 2 Points | 6 / 12 | 50 |
| 3 Points | | |
| Free Throws | 0 / 1 | 0 |

52 GULEM Volkan



| | M / A | % |
|-------------|-------|----|
| Field Goals | 3 / 8 | 38 |
| 2 Points | 3 / 8 | 38 |
| 3 Points | | |
| Free Throws | | |

| Legend: | | | | | | | | | |
|---------|-------------------------|-----|--------------------|-----|--------------------|------|----------------|-------|-----------------|
| % | Shooting Percentage | (C) | Captain | +/- | Plus-Minus | Agn. | Against | AS | Assists |
| BS | Blocked Shots | DR | Defensive Rebounds | FD | Fouls Drawn | GP | Games Played | M / A | Made / Attempts |
| MPG | Minutes Played per Game | No. | Uniform Number | OR | Offensive Rebounds | PF | Fouls | PPG | Points per Game |
| PTS | Points | ST | Steals | TO | Turnovers | TOT | Total Rebounds | TP | Time Played |



Cumulative Statistics

チームの累積統計

GER - Germany

After 7 games

Player Totals

| No. | Name | Sport Class | GP | TP | Field Goals | | 2 Points | | 3 Points | | Free Throws | | Rebounds | | | AS | TO | ST | BS | PF | FD | +/- | PTS |
|------------------|---------------------|-------------|----|---------|-------------|----|----------|----|----------|----|-------------|-----|----------|-----|-----|-----|----|----|----|-----|-----|-----|-----|
| | | | | | M / A | % | M / A | % | M / A | % | M / A | % | OR | DR | TOT | | | | | | | | |
| 4 | SCHORP Phillip | 1.0 | 3 | 24:30 | | | | | | | | | 1 | 1 | | | | | | 2 | | 1 | |
| 5 | DREIMUELLER Nico | 2.0 | 7 | 3:25:23 | 26/59 | 44 | 22/48 | 46 | 4/11 | 36 | 4/4 | 100 | 5 | 12 | 17 | 29 | 8 | 7 | 2 | 21 | 8 | 15 | 60 |
| 6 | GUENTNER Matthias | 4.5 | 6 | 57:54 | 9/20 | 45 | 9/20 | 45 | | | 1/6 | 17 | 2 | 14 | 16 | 4 | 1 | 1 | | 2 | 4 | 24 | 19 |
| 7 | HUBER Christopher | 1.0 | 7 | 3:30:05 | 4/12 | 33 | 4/12 | 33 | | | | | 3 | 8 | 11 | 1 | 4 | 2 | | 14 | 1 | 13 | 8 |
| 8 | BIENEK Andre | 3.0 | 7 | 3:15:07 | 25/70 | 36 | 20/48 | 42 | 5/22 | 23 | 15/26 | 58 | 9 | 44 | 53 | 21 | 10 | 4 | | 18 | 24 | 16 | 70 |
| 9 | HELL Tobias | 1.0 | 2 | 5:18 | | | | | | | | | | | | | | | | | | 5 | |
| 10 | HALLER Jan (C) | 2.0 | 7 | 1:41:05 | 9/24 | 38 | 9/24 | 38 | | | 1/1 | 100 | 4 | 6 | 10 | 14 | 3 | 3 | | 7 | 5 | 27 | 19 |
| 11 | SADLER Jan | 3.0 | 6 | 40:36 | 2/7 | 29 | 2/7 | 29 | | | 0/2 | 0 | 2 | | 2 | 2 | | | | 2 | 2 | 14 | 4 |
| 12 | ALBRECHT Jens Eicke | 3.0 | 7 | 1:53:03 | 14/23 | 61 | 14/23 | 61 | | | 3/7 | 43 | 6 | 20 | 26 | 4 | 7 | 3 | 1 | 14 | 9 | 13 | 31 |
| 13 | BOEHME Thomas | 3.0 | 7 | 3:58:32 | 46/124 | 37 | 35/87 | 40 | 11/37 | 30 | 24/30 | 80 | 7 | 45 | 52 | 44 | 11 | 8 | | 7 | 28 | 21 | 127 |
| 14 | HALOUSKI Aliaksandr | 4.5 | 7 | 2:58:10 | 41/84 | 49 | 36/70 | 51 | 5/14 | 36 | 12/16 | 75 | 5 | 44 | 49 | 37 | 3 | 6 | 5 | 12 | 19 | -9 | 99 |
| 15 | BESTWICK Joseph | 4.5 | 5 | 30:17 | 1/8 | 13 | 1/8 | 13 | | | 3/6 | 50 | 2 | 8 | 10 | 2 | 3 | | | 6 | 3 | 15 | 5 |
| Team / Coach | | | | | | | | | | | | | 3 | 9 | 12 | | 2 | | | 1 | | | |
| Totals | | | | | 177/431 | 41 | 152/347 | 44 | 25/84 | 30 | 63/98 | 64 | 48 | 211 | 259 | 158 | 53 | 34 | 8 | 106 | 103 | 31 | 442 |
| Opponents | | | | | 187/451 | 41 | 178/404 | 44 | 9/47 | 19 | 28/59 | 47 | 63 | 214 | 277 | 143 | 68 | 26 | 3 | 105 | 104 | -31 | 411 |

Team Totals

| | GER | Opponents |
|-----------------------|------------------|------------------|
| Points from Turnovers | 67 | 57 |
| Points in the Paint | 178 (89/173) 51% | 198 (99/181) 55% |
| Second Chance Points | 37 | 43 |
| Fast Break Points | 44 | 19 |
| Bench Points | 86 | 114 |

Player Averages

| No. | Name | Sport Class | GP | MPG | Field Goals | | 2 Points | | 3 Points | | Free Throws | | Rebounds | | | AS | TO | ST | BS | PF | FD | +/- | PPG |
|------------------|---------------------|-------------|----|------|-------------|----|-----------|----|----------|----|-------------|-----|----------|------|------|------|-----|-----|-----|------|------|------|------|
| | | | | | M / A | % | M / A | % | M / A | % | M / A | % | OR | DR | TOT | | | | | | | | |
| 4 | SCHORP Phillip | 1.0 | 3 | 8.2 | | | | | | | | | 0.3 | 0.3 | | 0.3 | | | 0.7 | | 0.3 | | |
| 5 | DREIMUELLER Nico | 2.0 | 7 | 29.3 | 3.7/8.4 | 44 | 3.1/6.9 | 46 | 0.6/1.6 | 36 | 0.6/0.6 | 100 | 0.7 | 1.7 | 2.4 | 4.1 | 1.1 | 1.0 | 0.3 | 3.0 | 1.1 | 2.1 | 8.6 |
| 6 | GUENTNER Matthias | 4.5 | 6 | 9.7 | 1.5/3.3 | 45 | 1.5/3.3 | 45 | | | 0.2/1.0 | 17 | 0.3 | 2.3 | 2.7 | 0.7 | 0.2 | 0.2 | | 0.3 | 0.7 | 4.0 | 3.2 |
| 7 | HUBER Christopher | 1.0 | 7 | 30.0 | 0.6/1.7 | 33 | 0.6/1.7 | 33 | | | | | 0.4 | 1.1 | 1.6 | 0.1 | 0.6 | 0.3 | | 2.0 | 0.1 | 1.9 | 1.1 |
| 8 | BIENEK Andre | 3.0 | 7 | 27.9 | 3.6/10.0 | 36 | 2.9/6.9 | 42 | 0.7/3.1 | 23 | 2.1/3.7 | 58 | 1.3 | 6.3 | 7.6 | 3.0 | 1.4 | 0.6 | | 2.6 | 3.4 | 2.3 | 10.0 |
| 9 | HELL Tobias | 1.0 | 2 | 2.7 | | | | | | | | | | | | | | | | | | 2.5 | |
| 10 | HALLER Jan (C) | 2.0 | 7 | 14.4 | 1.3/3.4 | 38 | 1.3/3.4 | 38 | | | 0.1/0.1 | 100 | 0.6 | 0.9 | 1.4 | 2.0 | 0.4 | 0.4 | | 1.0 | 0.7 | 3.9 | 2.7 |
| 11 | SADLER Jan | 3.0 | 6 | 6.8 | 0.3/1.2 | 29 | 0.3/1.2 | 29 | | | 0.0/0.3 | 0 | 0.3 | | 0.3 | 0.3 | | | | 0.3 | 0.3 | 2.3 | 0.7 |
| 12 | ALBRECHT Jens Eicke | 3.0 | 7 | 16.2 | 2.0/3.3 | 61 | 2.0/3.3 | 61 | | | 0.4/1.0 | 43 | 0.9 | 2.9 | 3.7 | 0.6 | 1.0 | 0.4 | 0.1 | 2.0 | 1.3 | 1.9 | 4.4 |
| 13 | BOEHME Thomas | 3.0 | 7 | 34.1 | 6.6/17.7 | 37 | 5.0/12.4 | 40 | 1.6/5.3 | 30 | 3.4/4.3 | 80 | 1.0 | 6.4 | 7.4 | 6.3 | 1.6 | 1.1 | | 1.0 | 4.0 | 3.0 | 18.1 |
| 14 | HALOUSKI Aliaksandr | 4.5 | 7 | 25.5 | 5.9/12.0 | 49 | 5.1/10.0 | 51 | 0.7/2.0 | 36 | 1.7/2.3 | 75 | 0.7 | 6.3 | 7.0 | 5.3 | 0.4 | 0.9 | 0.7 | 1.7 | 2.7 | -1.3 | 14.1 |
| 15 | BESTWICK Joseph | 4.5 | 5 | 6.1 | 0.2/1.6 | 13 | 0.2/1.6 | 13 | | | 0.6/1.2 | 50 | 0.4 | 1.6 | 2.0 | 0.4 | 0.6 | | | 1.2 | 0.6 | 3.0 | 1.0 |
| Team / Coach | | | | | | | | | | | | | 0.4 | 1.3 | 1.7 | | 0.3 | | | 1 | | | |
| Totals | | | | | 25.3/61.6 | 41 | 21.7/49.6 | 44 | 3.6/12.0 | 30 | 9.0/14.0 | 64 | 6.9 | 30.1 | 37.0 | 22.6 | 7.6 | 4.9 | 1.1 | 15.1 | 14.7 | 4.4 | 63.1 |
| Opponents | | | | | 26.7/64.4 | 41 | 25.4/57.7 | 44 | 1.3/6.7 | 19 | 4.0/8.4 | 47 | 9.0 | 30.6 | 39.6 | 20.4 | 9.7 | 3.7 | 0.4 | 15.0 | 14.9 | -4.4 | 58.7 |

Team Averages

| | GER | Opponents |
|-----------------------|------|-----------|
| Points from Turnovers | 9.6 | 8.1 |
| Points in the Paint | 25.4 | 28.3 |
| Second Chance Points | 5.3 | 6.1 |
| Fast Break Points | 6.3 | 2.7 |
| Bench Points | 12.3 | 16.3 |



Cumulative Statistics

チームの累積統計

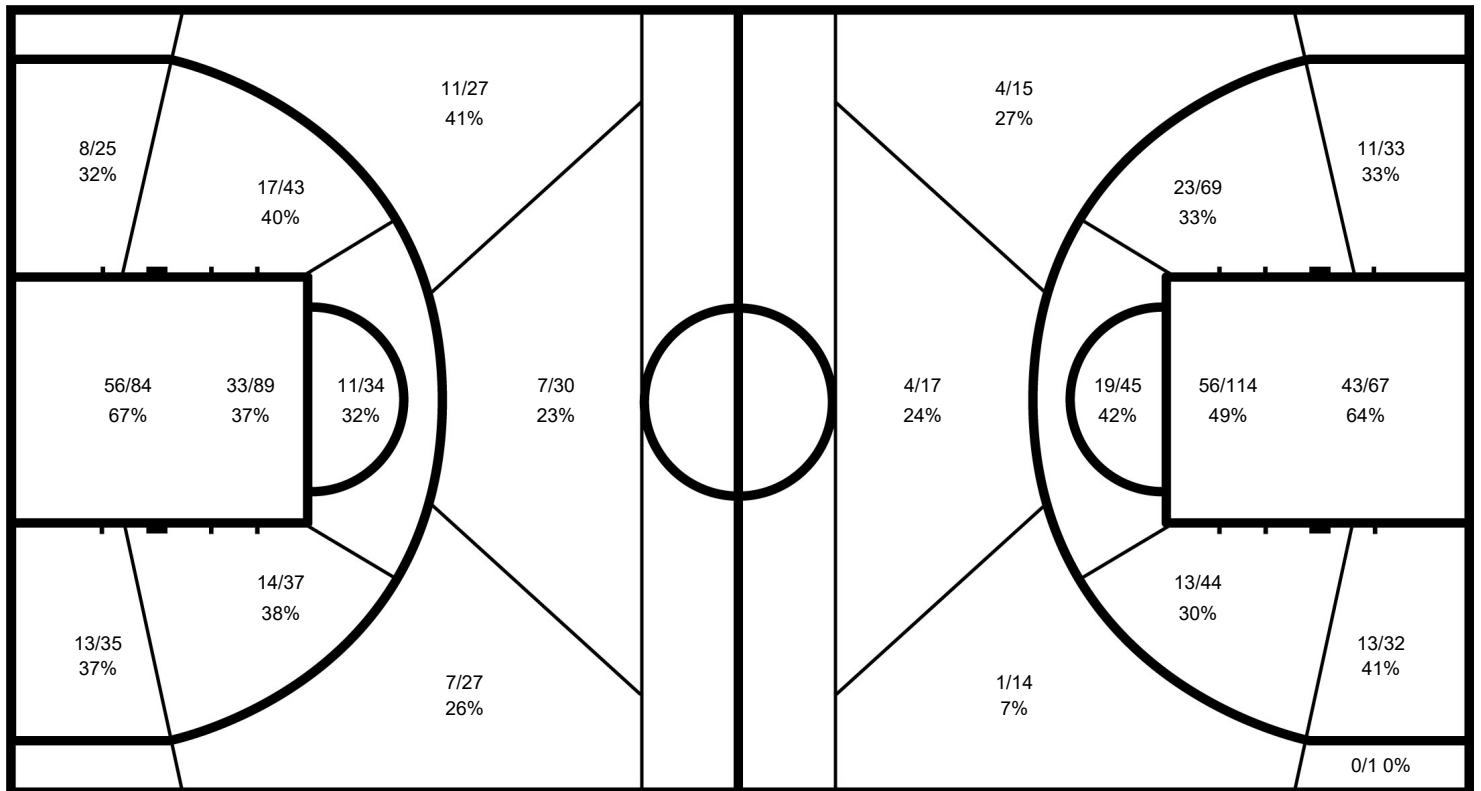
GER - Germany

After 7 games

| Phase | GER Played | Score | | Field Goals | | 2 Points | | 3 Points | | Free Throws | | Rebounds | | | AS | TO | ST | BS | PF | FD |
|----------------------------|------------|-------|------|-------------|----|----------|----|----------|----|-------------|----|----------|----|-----|----|----|----|----|----|----|
| | | | | M / A | % | M / A | % | M / A | % | M / A | % | OR | DR | TOT | | | | | | |
| Preliminary Round Group B | USA | 55-58 | For | 23/57 | 40 | 18/41 | 44 | 5/16 | 31 | 4/5 | 80 | 3 | 29 | 32 | 20 | 10 | 4 | 1 | 14 | 10 |
| | | | Agn. | 27/58 | 47 | 27/56 | 48 | 0/2 | 0 | 4/9 | 44 | 5 | 29 | 34 | 24 | 8 | 7 | 2 | 10 | 14 |
| Preliminary Round Group B | GBR | 71-59 | For | 29/60 | 48 | 22/47 | 47 | 7/13 | 54 | 6/11 | 55 | 6 | 28 | 34 | 24 | 10 | 6 | | 21 | 15 |
| | | | Agn. | 26/64 | 41 | 25/55 | 45 | 1/9 | 11 | 6/14 | 43 | 11 | 26 | 37 | 24 | 11 | 3 | | 15 | 21 |
| Preliminary Round Group B | AUS | 53-64 | For | 22/65 | 34 | 20/55 | 36 | 2/10 | 20 | 7/11 | 64 | 8 | 30 | 38 | 19 | 9 | 4 | 2 | 17 | 19 |
| | | | Agn. | 29/69 | 42 | 28/60 | 47 | 1/9 | 11 | 5/12 | 42 | 13 | 36 | 49 | 25 | 13 | 7 | | 19 | 17 |
| Preliminary Round Group B | ALG | 71-50 | For | 28/66 | 42 | 25/56 | 45 | 3/10 | 30 | 12/20 | 60 | 9 | 36 | 45 | 25 | 7 | 5 | 1 | 15 | 15 |
| | | | Agn. | 24/63 | 38 | 23/58 | 40 | 1/5 | 20 | 1/4 | 25 | 5 | 30 | 35 | 10 | 13 | 3 | | 15 | 15 |
| Preliminary Round Group B | IRI | 56-53 | For | 22/59 | 37 | 20/47 | 43 | 2/12 | 17 | 10/17 | 59 | 9 | 32 | 41 | 21 | 4 | 3 | 1 | 8 | 15 |
| | | | Agn. | 25/64 | 39 | 23/60 | 38 | 2/4 | 50 | 1/2 | 50 | 7 | 31 | 38 | 22 | 4 | 2 | | 15 | 8 |
| Quarterfinal | ESP | 68-71 | For | 28/66 | 42 | 25/53 | 47 | 3/13 | 23 | 9/14 | 64 | 9 | 22 | 31 | 26 | 7 | 6 | 2 | 19 | 13 |
| | | | Agn. | 30/65 | 46 | 27/56 | 48 | 3/9 | 33 | 8/13 | 62 | 14 | 30 | 44 | 16 | 12 | 2 | | 15 | 17 |
| Classification Playoff 7/8 | CAN | 68-56 | For | 25/58 | 43 | 22/48 | 46 | 3/10 | 30 | 15/20 | 75 | 4 | 34 | 38 | 23 | 6 | 6 | 1 | 12 | 16 |
| | | | Agn. | 26/68 | 38 | 25/59 | 42 | 1/9 | 11 | 3/5 | 60 | 8 | 32 | 40 | 22 | 7 | 2 | 1 | 16 | 12 |

GER - Germany

Opponents



GER

| | M / A | % |
|-------------|-----------|----|
| Field Goals | 177 / 431 | 41 |
| 2 Points | 152 / 347 | 44 |
| 3 Points | 25 / 84 | 30 |
| Free Throws | 63 / 98 | 64 |

Opponents

| % | M / A | |
|----|-----------|-------------|
| 41 | 187 / 451 | Field Goals |
| 44 | 178 / 404 | 2 Points |
| 19 | 9 / 47 | 3 Points |
| 47 | 28 / 59 | Free Throws |



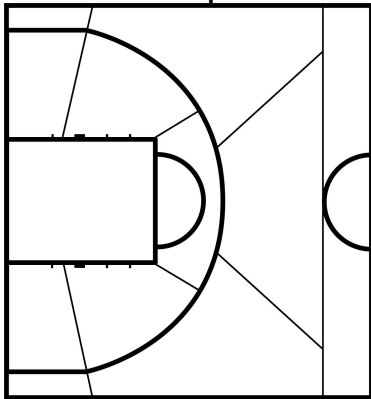
Cumulative Statistics

チームの累積統計

GER - Germany

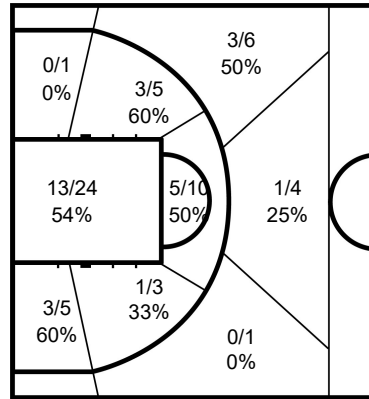
After 7 games

4 SCHORP Phillip



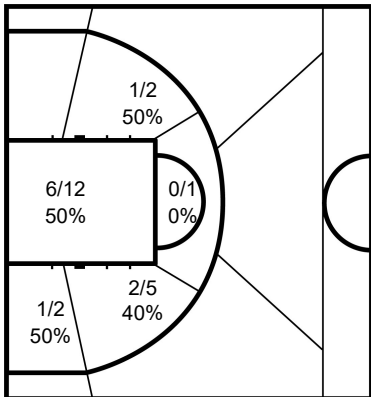
| | M / A | % |
|-------------|-------|---|
| Field Goals | | |
| 2 Points | | |
| 3 Points | | |
| Free Throws | | |

5 DREIMUELLER Nico



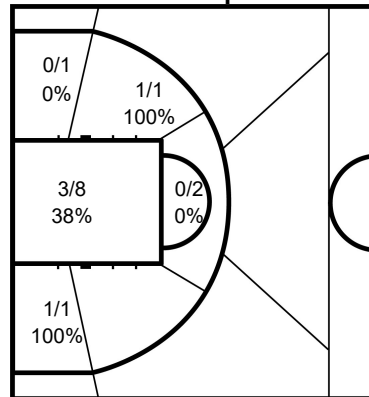
| | M / A | % |
|-------------|---------|-----|
| Field Goals | 26 / 59 | 44 |
| 2 Points | 22 / 48 | 46 |
| 3 Points | 4 / 11 | 36 |
| Free Throws | 4 / 4 | 100 |

6 GUENTNER Matthias



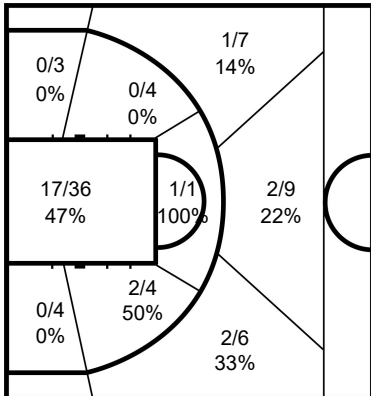
| | M / A | % |
|-------------|--------|----|
| Field Goals | 9 / 20 | 45 |
| 2 Points | 9 / 20 | 45 |
| 3 Points | | |
| Free Throws | 1 / 6 | 17 |

7 HUBER Christopher



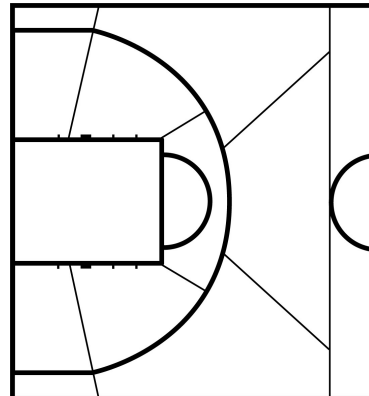
| | M / A | % |
|-------------|--------|----|
| Field Goals | 4 / 12 | 33 |
| 2 Points | 4 / 12 | 33 |
| 3 Points | | |
| Free Throws | | |

8 BIENEK Andre



| | M / A | % |
|-------------|---------|----|
| Field Goals | 25 / 70 | 36 |
| 2 Points | 20 / 48 | 42 |
| 3 Points | 5 / 22 | 23 |
| Free Throws | 15 / 26 | 58 |

9 HELL Tobias



| | M / A | % |
|-------------|-------|---|
| Field Goals | | |
| 2 Points | | |
| 3 Points | | |
| Free Throws | | |



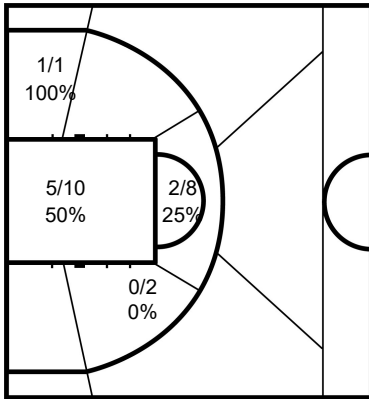
Cumulative Statistics

チームの累積統計

GER - Germany

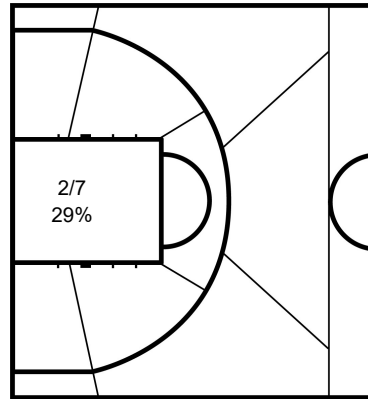
After 7 games

10 HALLER Jan



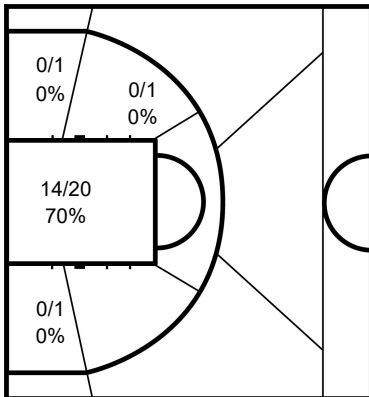
| | M / A | % |
|-------------|--------|-----|
| Field Goals | 9 / 24 | 38 |
| 2 Points | 9 / 24 | 38 |
| 3 Points | | |
| Free Throws | 1 / 1 | 100 |

11 SADLER Jan



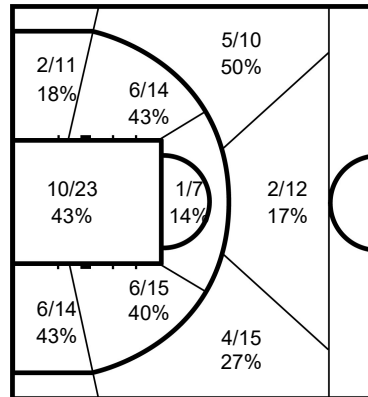
| | M / A | % |
|-------------|-------|----|
| Field Goals | 2 / 7 | 29 |
| 2 Points | 2 / 7 | 29 |
| 3 Points | | |
| Free Throws | 0 / 2 | 0 |

12 ALBRECHT Jens Eicke



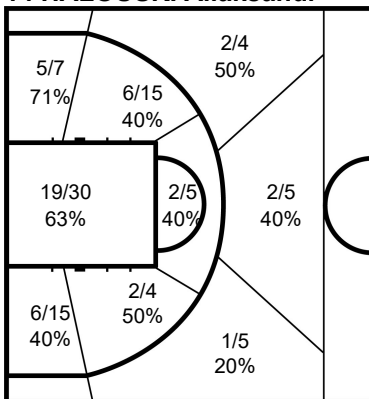
| | M / A | % |
|-------------|---------|----|
| Field Goals | 14 / 23 | 61 |
| 2 Points | 14 / 23 | 61 |
| 3 Points | | |
| Free Throws | 3 / 7 | 43 |

13 BOEHME Thomas



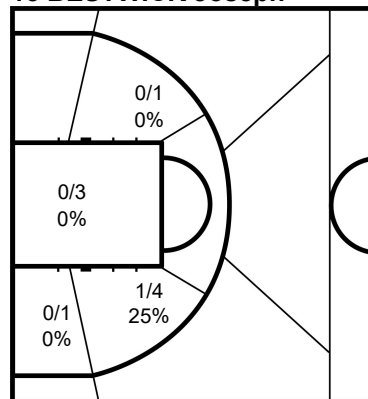
| | M / A | % |
|-------------|----------|----|
| Field Goals | 46 / 124 | 37 |
| 2 Points | 35 / 87 | 40 |
| 3 Points | 11 / 37 | 30 |
| Free Throws | 24 / 30 | 80 |

14 HALOUSKI Aliaksandr



| | M / A | % |
|-------------|---------|----|
| Field Goals | 41 / 84 | 49 |
| 2 Points | 36 / 70 | 51 |
| 3 Points | 5 / 14 | 36 |
| Free Throws | 12 / 16 | 75 |

15 BESTWICK Joseph



| | M / A | % |
|-------------|-------|----|
| Field Goals | 1 / 8 | 13 |
| 2 Points | 1 / 8 | 13 |
| 3 Points | | |
| Free Throws | 3 / 6 | 50 |

| Legend: | | | |
|---------|-------------------------|------|--------------------|
| % | Shooting Percentage | (C) | Captain |
| BS | Blocked Shots | DR | Defensive Rebounds |
| MPG | Minutes Played per Game | No. | Uniform Number |
| PTS | Points | ST | Steals |
| +/- | Plus-Minus | FD | Fouls Drawn |
| OR | Offensive Rebounds | PF | Fouls |
| TOT | Total Rebounds | GP | Games Played |
| AS | Assists | AGN. | Against |
| M / A | Made / Attempts | TOT | Total Rebounds |
| PPG | Points per Game | | |
| TP | Time Played | | |



Cumulative Statistics

チームの累積統計

CAN - Canada

After 7 games

Player Totals

| No. | Name | Sport Class | GP | TP | Field Goals | | 2 Points | | 3 Points | | Free Throws | | Rebounds | | | AS | TO | ST | BS | PF | FD | +/- | PTS | | | | | | | | |
|------------------|-------------------|-------------|----|---------|-------------|----|----------|----|----------|----|-------------|-----|----------|-----|-----|-----|----|----|----|-----|-----|-----|-----|---|--|--|--|---|--|--|--|
| | | | | | M/A | % | M/A | % | M/A | % | M/A | % | OR | DR | TOT | | | | | | | | | | | | | | | | |
| 4 | GONCIN Nikola | 4.5 | 7 | 3:55:30 | 49/120 | 41 | 38/87 | 44 | 11/33 | 33 | 11/17 | 65 | 7 | 61 | 68 | 55 | 19 | 6 | | 18 | 25 | -43 | 120 | | | | | | | | |
| 5 | GREEN Deion | 3.5 | 2 | 15:39 | 0/8 | 0 | 0/6 | 0 | 0/2 | 0 | | | 3 | 1 | 4 | | | | | 1 | | -18 | | | | | | | | | |
| 6 | HEDGES Robert (C) | 2.5 | 7 | 3:33:21 | 24/67 | 36 | 24/67 | 36 | | | 6/6 | 100 | 3 | 15 | 18 | 15 | 6 | 4 | 1 | 15 | 8 | -5 | 54 | | | | | | | | |
| 7 | DALLAIRE Vincent | 1.5 | 4 | 30:59 | 1/6 | 17 | 1/6 | 17 | | | | | 1 | | 1 | | | | | 6 | | -23 | 2 | | | | | | | | |
| 8 | MUTWARE Blaise | 3.5 | 2 | 15:39 | 2/6 | 33 | 2/6 | 33 | | | | | 1 | 4 | 5 | | | | | | | -18 | 4 | | | | | | | | |
| 9 | HIGGINS Colin | 4.5 | 7 | 1:30:21 | 21/46 | 46 | 19/35 | 54 | 2/11 | 18 | 4/5 | 80 | 4 | 11 | 15 | 11 | 16 | | | 13 | 8 | -46 | 48 | | | | | | | | |
| 10 | MELYMICK Lee | 1.0 | 7 | 2:16:11 | 14/34 | 41 | 14/34 | 41 | | | | | 2 | 6 | 8 | 2 | 2 | 2 | | 16 | 1 | -31 | 28 | | | | | | | | |
| 11 | JASSMAN Chad | 1.5 | 7 | 1:26:31 | 3/11 | 27 | 3/11 | 27 | | | 0/2 | 0 | 1 | 2 | 3 | 4 | | | | 5 | 2 | -31 | 6 | | | | | | | | |
| 12 | ANDERSON Patrick | 4.5 | 7 | 3:48:30 | 53/128 | 41 | 49/105 | 47 | 4/23 | 17 | 23/27 | 85 | 14 | 77 | 91 | 40 | 14 | 8 | 4 | 9 | 42 | 3 | 133 | | | | | | | | |
| 13 | VERMETTE Jonathan | 1.0 | 7 | 1:34:44 | 2/5 | 40 | 2/5 | 40 | | | | | 2 | 4 | 6 | 2 | 3 | 1 | | 7 | 5 | 8 | 4 | | | | | | | | |
| 14 | MILLER Tyler | 1.5 | 7 | 3:42:43 | 3/9 | 33 | 3/9 | 33 | | | 3/6 | 50 | 8 | 12 | 20 | 3 | 9 | 2 | | 25 | 8 | -29 | 9 | | | | | | | | |
| 15 | OSTEPCHUK Garrett | 2.0 | 6 | 54:52 | 2/7 | 29 | 2/7 | 29 | | | 3/4 | 75 | 1 | 5 | 6 | 2 | 1 | 2 | | 4 | 5 | -27 | 7 | | | | | | | | |
| Team / Coach | | | | | | | | | | | | | | | | | | 8 | 13 | 21 | | | | 4 | | | | 1 | | | |
| Totals | | | | | 174/447 | 39 | 157/378 | 42 | 17/69 | 25 | 50/67 | 75 | 55 | 211 | 266 | 134 | 74 | 25 | 5 | 120 | 104 | -52 | 415 | | | | | | | | |
| Opponents | | | | | 190/445 | 43 | 171/375 | 46 | 19/70 | 27 | 68/104 | 65 | 54 | 213 | 267 | 147 | 63 | 29 | 9 | 105 | 119 | 52 | 467 | | | | | | | | |

Team Totals

| | CAN | Opponents |
|-----------------------|------------------|------------------|
| Points from Turnovers | 70 | 75 |
| Points in the Paint | 164 (82/173) 47% | 188 (94/174) 54% |
| Second Chance Points | 37 | 50 |
| Fast Break Points | 20 | 33 |
| Bench Points | 71 | 125 |

Player Averages

| No. | Name | Sport Class | GP | MPG | Field Goals | | 2 Points | | 3 Points | | Free Throws | | Rebounds | | | AS | TO | ST | BS | PF | FD | +/- | PPG | | | | | | | | |
|------------------|-------------------|-------------|----|------|-------------|----|-----------|----|----------|----|-------------|-----|----------|------|------|------|------|-----|-----|------|------|------|------|-----|--|--|--|---|--|--|--|
| | | | | | M/A | % | M/A | % | M/A | % | M/A | % | OR | DR | TOT | | | | | | | | | | | | | | | | |
| 4 | GONCIN Nikola | 4.5 | 7 | 33.6 | 7.0/17.1 | 41 | 5.4/12.4 | 44 | 1.6/4.7 | 33 | 1.6/2.4 | 65 | 1.0 | 8.7 | 9.7 | 7.9 | 2.7 | 0.9 | | 2.6 | 3.6 | -6.1 | 17.1 | | | | | | | | |
| 5 | GREEN Deion | 3.5 | 2 | 7.8 | 0.0/4.0 | 0 | 0.0/3.0 | 0 | 0.0/1.0 | 0 | | | 1.5 | 0.5 | 2.0 | | | | | 0.5 | | -9.0 | | | | | | | | | |
| 6 | HEDGES Robert (C) | 2.5 | 7 | 30.5 | 3.4/9.6 | 36 | 3.4/9.6 | 36 | | | 0.9/0.9 | 100 | 0.4 | 2.1 | 2.6 | 2.1 | 0.9 | 0.6 | 0.1 | 2.1 | 1.1 | -0.7 | 7.7 | | | | | | | | |
| 7 | DALLAIRE Vincent | 1.5 | 4 | 7.7 | 0.3/1.5 | 17 | 0.3/1.5 | 17 | | | | | 0.3 | | 0.3 | | | | | 1.5 | | -5.8 | 0.5 | | | | | | | | |
| 8 | MUTWARE Blaise | 3.5 | 2 | 7.8 | 1.0/3.0 | 33 | 1.0/3.0 | 33 | | | | | 0.5 | 2.0 | 2.5 | | | | | | | -9.0 | 2.0 | | | | | | | | |
| 9 | HIGGINS Colin | 4.5 | 7 | 12.9 | 3.0/6.6 | 46 | 2.7/5.0 | 54 | 0.3/1.6 | 18 | 0.6/0.7 | 80 | 0.6 | 1.6 | 2.1 | 1.6 | 2.3 | | | 1.9 | 1.1 | -6.6 | 6.9 | | | | | | | | |
| 10 | MELYMICK Lee | 1.0 | 7 | 19.5 | 2.0/4.9 | 41 | 2.0/4.9 | 41 | | | | | 0.3 | 0.9 | 1.1 | 0.3 | 0.3 | 0.3 | | 2.3 | 0.1 | -4.4 | 4.0 | | | | | | | | |
| 11 | JASSMAN Chad | 1.5 | 7 | 12.4 | 0.4/1.6 | 27 | 0.4/1.6 | 27 | | | 0.0/0.3 | 0 | 0.1 | 0.3 | 0.4 | 0.6 | | | | 0.7 | 0.3 | -4.4 | 0.9 | | | | | | | | |
| 12 | ANDERSON Patrick | 4.5 | 7 | 32.6 | 7.6/18.3 | 41 | 7.0/15.0 | 47 | 0.6/3.3 | 17 | 3.3/3.9 | 85 | 2.0 | 11.0 | 13.0 | 5.7 | 2.0 | 1.1 | 0.6 | 1.3 | 6.0 | 0.4 | 19.0 | | | | | | | | |
| 13 | VERMETTE Jonathan | 1.0 | 7 | 13.5 | 0.3/0.7 | 40 | 0.3/0.7 | 40 | | | | | 0.3 | 0.6 | 0.9 | 0.3 | 0.4 | 0.1 | | 1.0 | 0.7 | 1.1 | 0.6 | | | | | | | | |
| 14 | MILLER Tyler | 1.5 | 7 | 31.8 | 0.4/1.3 | 33 | 0.4/1.3 | 33 | | | 0.4/0.9 | 50 | 1.1 | 1.7 | 2.9 | 0.4 | 1.3 | 0.3 | | 3.6 | 1.1 | -4.1 | 1.3 | | | | | | | | |
| 15 | OSTEPCHUK Garrett | 2.0 | 6 | 9.1 | 0.3/1.2 | 29 | 0.3/1.2 | 29 | | | 0.5/0.7 | 75 | 0.2 | 0.8 | 1.0 | 0.3 | 0.2 | 0.3 | | 0.7 | 0.8 | -4.5 | 1.2 | | | | | | | | |
| Team / Coach | | | | | | | | | | | | | | | | | | 1.1 | 1.9 | 3.0 | | | | 0.6 | | | | 1 | | | |
| Totals | | | | | 24.9/63.9 | 39 | 22.4/54.0 | 42 | 2.4/9.9 | 25 | 7.1/9.6 | 75 | 7.9 | 30.1 | 38.0 | 19.1 | 10.6 | 3.6 | 0.7 | 17.1 | 14.9 | -7.4 | 59.3 | | | | | | | | |
| Opponents | | | | | 27.1/63.6 | 43 | 24.4/53.6 | 46 | 2.7/10.0 | 27 | 9.7/14.9 | 65 | 7.7 | 30.4 | 38.1 | 21.0 | 9.0 | 4.1 | 1.3 | 15.0 | 17.0 | 7.4 | 66.7 | | | | | | | | |

Team Averages

| | CAN | Opponents |
|-----------------------|------|-----------|
| Points from Turnovers | 10.0 | 10.7 |
| Points in the Paint | 23.4 | 26.9 |
| Second Chance Points | 5.3 | 7.1 |
| Fast Break Points | 2.9 | 4.7 |
| Bench Points | 10.1 | 17.9 |



Cumulative Statistics

チームの累積統計

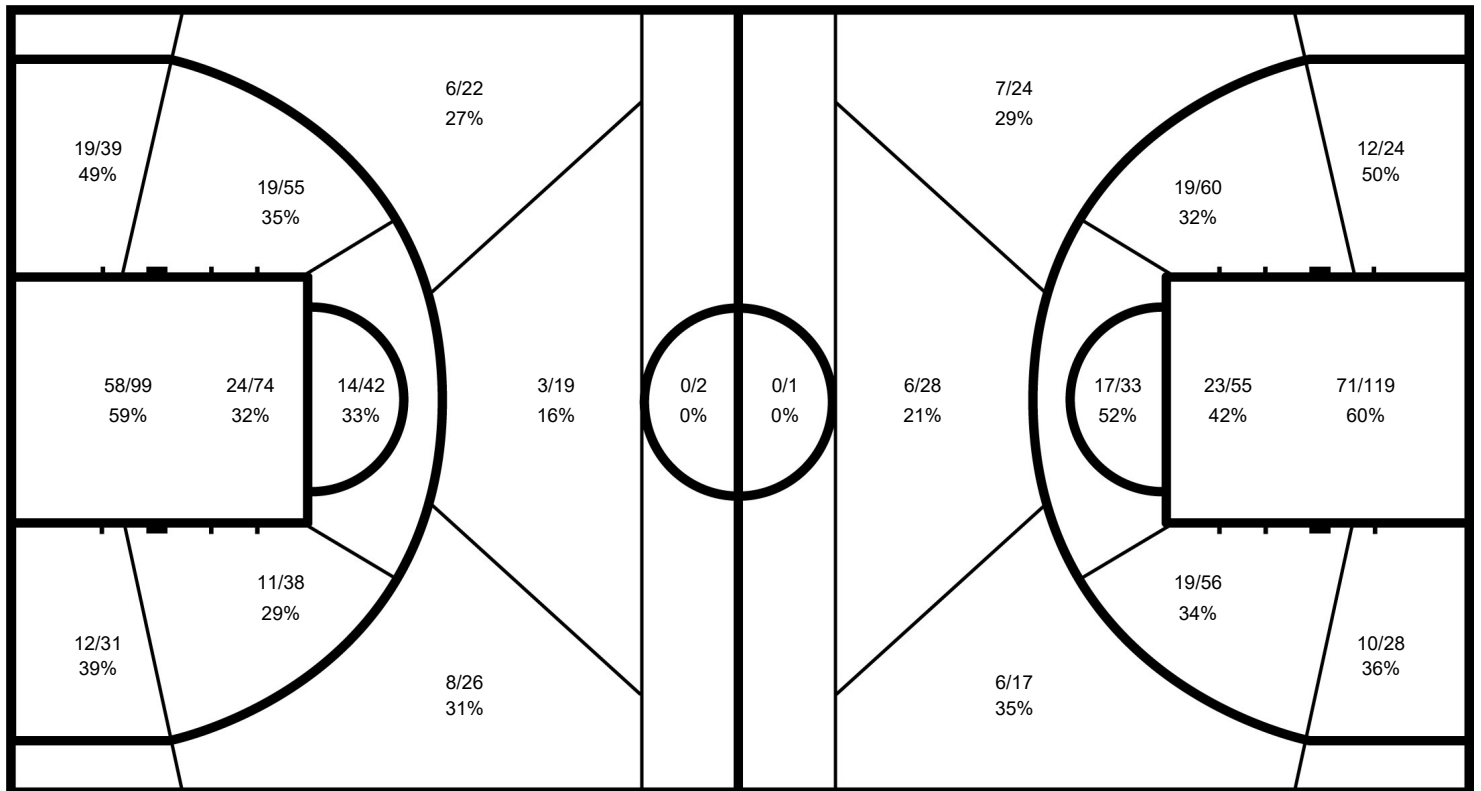
CAN - Canada

After 7 games

| Phase | CAN Played | Score | | Field Goals | | 2 Points | | 3 Points | | Free Throws | | Rebounds | | | AS | TO | ST | BS | PF | FD |
|----------------------------|------------|-------|------|-------------|----|----------|----|----------|----|-------------|----|----------|----|-----|----|----|----|----|----|----|
| | | | | M / A | % | M / A | % | M / A | % | M / A | % | OR | DR | TOT | | | | | | |
| Preliminary Round Group A | ESP | 41-78 | For | 16/59 | 27 | 11/45 | 24 | 5/14 | 36 | 4/10 | 40 | 10 | 22 | 32 | 12 | 19 | 7 | | 18 | 14 |
| | | | Agn. | 31/67 | 46 | 27/52 | 52 | 4/15 | 27 | 12/16 | 75 | 14 | 35 | 49 | 15 | 15 | 7 | 4 | 14 | 18 |
| Preliminary Round Group A | TUR | 73-77 | For | 30/70 | 43 | 26/61 | 43 | 4/9 | 44 | 9/10 | 90 | 9 | 40 | 49 | 25 | 19 | 1 | | 28 | 17 |
| | | | Agn. | 28/69 | 41 | 26/63 | 41 | 2/6 | 33 | 19/30 | 63 | 4 | 28 | 32 | 27 | 6 | 7 | | 17 | 28 |
| Preliminary Round Group A | JPN | 56-62 | For | 22/62 | 35 | 22/54 | 41 | 0/8 | 0 | 12/14 | 86 | 10 | 37 | 47 | 12 | 10 | 1 | | 17 | 21 |
| | | | Agn. | 23/64 | 36 | 16/45 | 36 | 7/19 | 37 | 9/18 | 50 | 8 | 27 | 35 | 19 | 5 | 4 | | 21 | 17 |
| Preliminary Round Group A | KOR | 74-64 | For | 31/60 | 52 | 26/49 | 53 | 5/11 | 45 | 7/8 | 88 | 6 | 22 | 28 | 23 | 9 | 5 | 1 | 12 | 15 |
| | | | Agn. | 29/63 | 46 | 27/54 | 50 | 2/9 | 22 | 4/6 | 67 | 12 | 23 | 35 | 22 | 10 | 3 | 1 | 16 | 12 |
| Preliminary Round Group A | COL | 63-52 | For | 25/63 | 40 | 24/56 | 43 | 1/7 | 14 | 12/14 | 86 | 10 | 28 | 38 | 20 | 4 | 5 | 2 | 17 | 17 |
| | | | Agn. | 22/56 | 39 | 22/49 | 45 | 0/7 | 0 | 8/12 | 67 | 7 | 29 | 36 | 18 | 12 | 2 | 2 | 17 | 16 |
| Quarterfinal | GBR | 52-66 | For | 24/65 | 37 | 23/54 | 43 | 1/11 | 9 | 3/6 | 50 | 2 | 30 | 32 | 20 | 6 | 4 | 1 | 12 | 8 |
| | | | Agn. | 32/68 | 47 | 31/64 | 48 | 1/4 | 25 | 1/2 | 50 | 5 | 37 | 42 | 23 | 9 | | 1 | 8 | 12 |
| Classification Playoff 7/8 | GER | 56-68 | For | 26/68 | 38 | 25/59 | 42 | 1/9 | 11 | 3/5 | 60 | 8 | 32 | 40 | 22 | 7 | 2 | 1 | 16 | 12 |
| | | | Agn. | 25/58 | 43 | 22/48 | 46 | 3/10 | 30 | 15/20 | 75 | 4 | 34 | 38 | 23 | 6 | 6 | 1 | 12 | 16 |

CAN - Canada

Opponents



CAN

| | M / A | % |
|-------------|-----------|----|
| Field Goals | 174 / 447 | 39 |
| 2 Points | 157 / 378 | 42 |
| 3 Points | 17 / 69 | 25 |
| Free Throws | 50 / 67 | 75 |

Opponents

| % | M / A | |
|----|-----------|-------------|
| 43 | 190 / 445 | Field Goals |
| 46 | 171 / 375 | 2 Points |
| 27 | 19 / 70 | 3 Points |
| 65 | 68 / 104 | Free Throws |



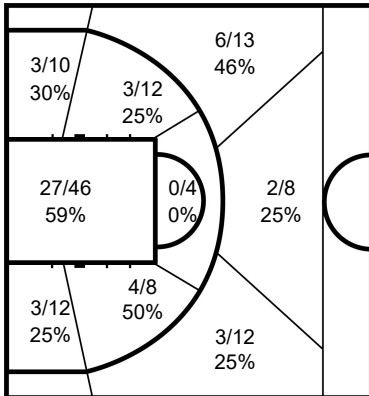
Cumulative Statistics

チームの累積統計

CAN - Canada

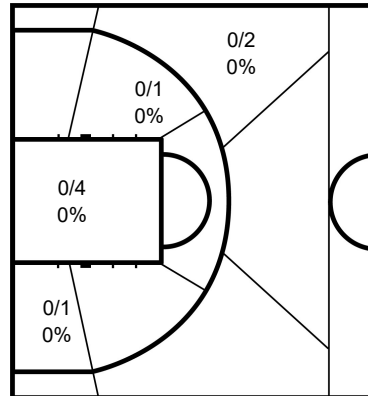
After 7 games

4 GONCIN Nikola



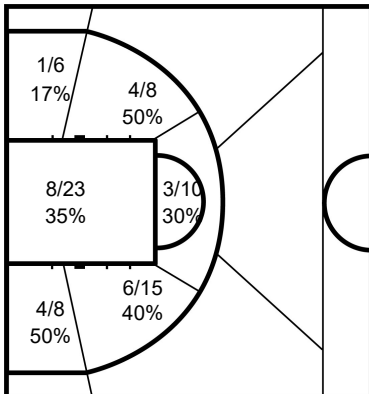
| | M / A | % |
|-------------|----------|----|
| Field Goals | 49 / 120 | 41 |
| 2 Points | 38 / 87 | 44 |
| 3 Points | 11 / 33 | 33 |
| Free Throws | 11 / 17 | 65 |

5 GREEN Deion



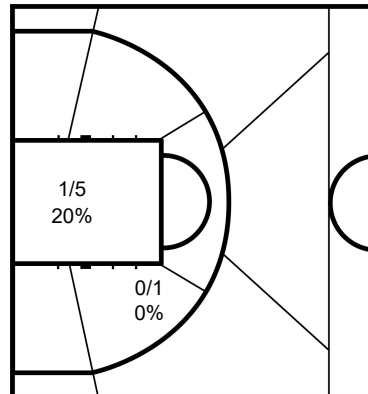
| | M / A | % |
|-------------|-------|---|
| Field Goals | 0 / 8 | 0 |
| 2 Points | 0 / 6 | 0 |
| 3 Points | 0 / 2 | 0 |
| Free Throws | | |

6 HEDGES Robert



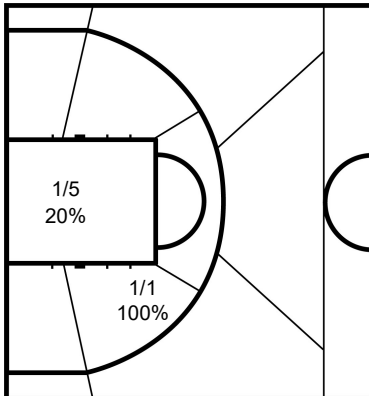
| | M / A | % |
|-------------|---------|-----|
| Field Goals | 24 / 67 | 36 |
| 2 Points | 24 / 67 | 36 |
| 3 Points | | |
| Free Throws | 6 / 6 | 100 |

7 DALLAIRE Vincent



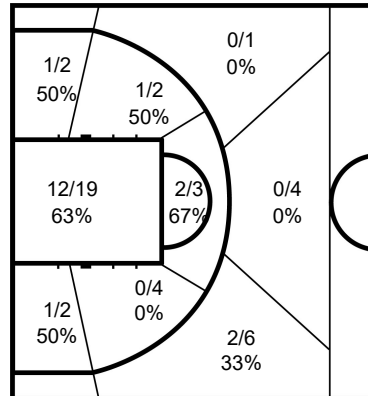
| | M / A | % |
|-------------|-------|----|
| Field Goals | 1 / 6 | 17 |
| 2 Points | 1 / 6 | 17 |
| 3 Points | | |
| Free Throws | | |

8 MUTWARE Blaise



| | M / A | % |
|-------------|-------|----|
| Field Goals | 2 / 6 | 33 |
| 2 Points | 2 / 6 | 33 |
| 3 Points | | |
| Free Throws | | |

9 HIGGINS Colin



| | M / A | % |
|-------------|---------|----|
| Field Goals | 21 / 46 | 46 |
| 2 Points | 19 / 35 | 54 |
| 3 Points | 2 / 11 | 18 |
| Free Throws | 4 / 5 | 80 |



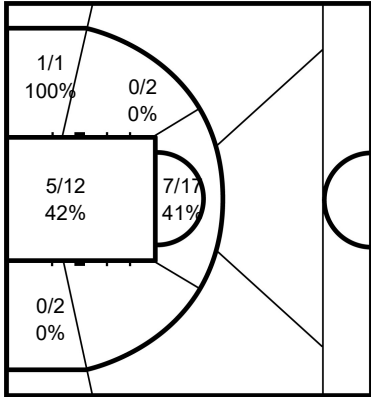
Cumulative Statistics

チームの累積統計

CAN - Canada

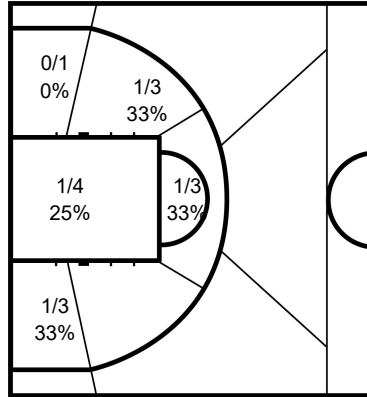
After 7 games

10 MELYMICK Lee



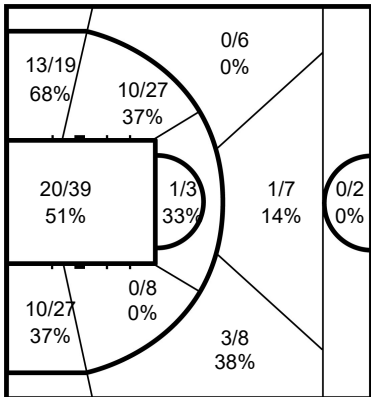
| | M / A | % |
|-------------|---------|----|
| Field Goals | 14 / 34 | 41 |
| 2 Points | 14 / 34 | 41 |
| 3 Points | | |
| Free Throws | | |

11 JASSMAN Chad



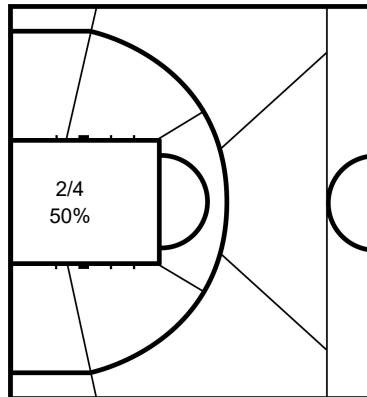
| | M / A | % |
|-------------|--------|----|
| Field Goals | 3 / 11 | 27 |
| 2 Points | 3 / 11 | 27 |
| 3 Points | | |
| Free Throws | 0 / 2 | 0 |

12 ANDERSON Patrick



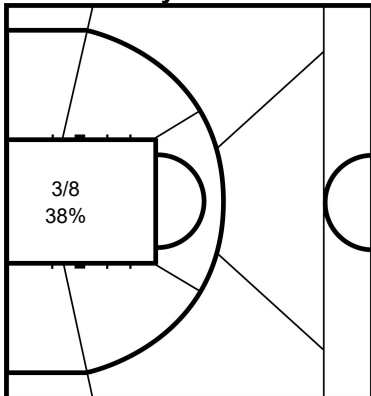
| | M / A | % |
|-------------|----------|----|
| Field Goals | 53 / 128 | 41 |
| 2 Points | 49 / 105 | 47 |
| 3 Points | 4 / 23 | 17 |
| Free Throws | 23 / 27 | 85 |

13 VERMETTE Jonathan



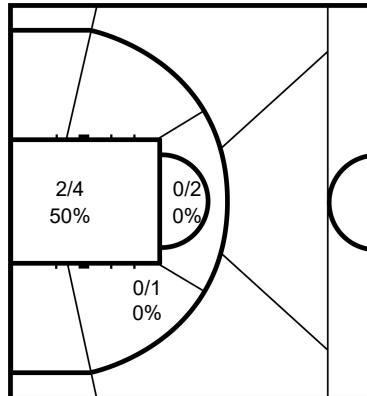
| | M / A | % |
|-------------|-------|----|
| Field Goals | 2 / 5 | 40 |
| 2 Points | 2 / 5 | 40 |
| 3 Points | | |
| Free Throws | | |

14 MILLER Tyler



| | M / A | % |
|-------------|-------|----|
| Field Goals | 3 / 9 | 33 |
| 2 Points | 3 / 9 | 33 |
| 3 Points | | |
| Free Throws | 3 / 6 | 50 |

15 OSTEPCHUK Garrett



| | M / A | % |
|-------------|-------|----|
| Field Goals | 2 / 7 | 29 |
| 2 Points | 2 / 7 | 29 |
| 3 Points | | |
| Free Throws | 3 / 4 | 75 |

| Legend: | | | |
|---------|-------------------------|-------|--------------------|
| % | Shooting Percentage | (C) | Captain |
| BS | Blocked Shots | DR | Defensive Rebounds |
| MPG | Minutes Played per Game | No. | Uniform Number |
| PTS | Points | ST | Steals |
| +/- | Plus-Minus | FD | Fouls Drawn |
| OR | Offensive Rebounds | GP | Games Played |
| TO | Turnovers | PF | Fouls |
| Agn. | Against | TOT | Total Rebounds |
| AS | Assists | M / A | Made / Attempts |
| PPG | Points per Game | TP | Time Played |



Cumulative Statistics

チームの累積統計

IRI - Islamic Rep. of Iran

After 6 games

Player Totals

| No. | Name | Sport Class | GP | TP | Field Goals | | 2 Points | | 3 Points | | Free Throws | | Rebounds | | | AS | TO | ST | BS | PF | FD | +/- | PTS |
|------------------|--------------------------|-------------|----|---------|-------------|----|----------|----|----------|----|-------------|----|----------|-----|-----|-----|----|----|----|----|-----|-----|-----|
| | | | | | M / A | % | M / A | % | M / A | % | M / A | % | OR | DR | TOT | | | | | | | | |
| 4 | AYASHI Faleh | 2.0 | 3 | 19:47 | 1/3 | 33 | 1/2 | 50 | 0/1 | 0 | | | 1 | 1 | 2 | 3 | 1 | 1 | | 5 | | 15 | 2 |
| 5 | ABDI Hassan | 2.0 | 6 | 1:53:25 | 7/24 | 29 | 7/24 | 29 | | | | | 2 | 7 | 9 | 7 | 3 | 4 | | 8 | 2 | -35 | 14 |
| 6 | AHMADI Amirreza | 3.5 | 4 | 17:10 | 1/5 | 20 | 1/5 | 20 | | | | | 2 | 2 | | 3 | 1 | 1 | 5 | 2 | -15 | 2 | |
| 7 | TOLOUEI TAMARDASH Mohsen | 3.5 | 6 | 1:10:45 | 11/16 | 69 | 11/16 | 69 | | | 4/8 | 50 | 6 | 12 | 18 | 18 | 4 | 4 | 1 | 4 | 10 | 28 | 26 |
| 8 | SAADATPOORMOGHADAM Vahid | 2.5 | 6 | 2:36:52 | 15/40 | 38 | 15/40 | 38 | | | 2/8 | 25 | 6 | 17 | 23 | 18 | 10 | 2 | | 12 | 7 | -43 | 32 |
| 9 | ZAKERI DEHVOSTA Danial | 1.0 | 5 | 1:03:24 | 3/5 | 60 | 3/5 | 60 | | | 0/2 | 0 | 2 | 2 | 4 | 1 | 1 | 3 | | 8 | 3 | 24 | 6 |
| 10 | MOHAMMAD NEZHAD Mohammad | 1.0 | 6 | 3:48:42 | 16/37 | 43 | 16/37 | 43 | | | 2/5 | 40 | 12 | 7 | 19 | 7 | 2 | 4 | | 10 | 10 | -52 | 34 |
| 11 | GHARANJIK Abdoljalil | 1.5 | 2 | 54:42 | 3/6 | 50 | 3/6 | 50 | | | 1/4 | 25 | 2 | 1 | 3 | 1 | 6 | 2 | | 3 | 8 | -26 | 7 |
| 12 | SAYARI Mohammadhassan | 4.0 | 6 | 3:42:34 | 64/134 | 48 | 60/123 | 49 | 4/11 | 36 | 6/13 | 46 | 13 | 47 | 60 | 27 | 13 | 11 | 1 | 16 | 18 | -38 | 138 |
| 13 | EIVAZI Reza | 4.0 | 1 | 0:58 | | | | | | | | | | | | | | | | | | 0 | |
| 14 | KAMALI Mojtaba | 4.5 | 6 | 2:53:08 | 23/79 | 29 | 19/67 | 28 | 4/12 | 33 | 9/18 | 50 | 9 | 28 | 37 | 25 | 11 | 6 | 1 | 17 | 24 | -43 | 59 |
| 15 | BAGZADEHFARD Iman (C) | 4.0 | 6 | 1:18:33 | 6/17 | 35 | 6/16 | 38 | 0/1 | 0 | 3/4 | 75 | 3 | 18 | 21 | 14 | 5 | 2 | | 9 | 5 | 0 | 15 |
| Team / Coach | | | | | | | | | | | | | 4 | 9 | 13 | | 3 | | | | | | |
| Totals | | | | | 150/366 | 41 | 142/341 | 42 | 8/25 | 32 | 27/62 | 44 | 60 | 151 | 211 | 121 | 62 | 40 | 4 | 97 | 89 | -37 | 335 |
| Opponents | | | | | 154/353 | 44 | 145/312 | 46 | 9/41 | 22 | 55/91 | 60 | 61 | 169 | 230 | 144 | 68 | 34 | 4 | 88 | 98 | 37 | 372 |

Team Totals

| | IRI | Opponents |
|-----------------------|------------------|------------------|
| Points from Turnovers | 64 | 77 |
| Points in the Paint | 172 (86/167) 51% | 176 (88/172) 51% |
| Second Chance Points | 58 | 55 |
| Fast Break Points | 20 | 49 |
| Bench Points | 67 | 135 |

Player Averages

| No. | Name | Sport Class | GP | MPG | Field Goals | | 2 Points | | 3 Points | | Free Throws | | Rebounds | | | AS | TO | ST | BS | PF | FD | +/- | PPG |
|------------------|--------------------------|-------------|----|------|-------------|----|-----------|----|----------|----|-------------|----|----------|------|------|------|------|-----|-----|------|------|-------|------|
| | | | | | M / A | % | M / A | % | M / A | % | M / A | % | OR | DR | TOT | | | | | | | | |
| 4 | AYASHI Faleh | 2.0 | 3 | 6.6 | 0.3/1.0 | 33 | 0.3/0.7 | 50 | 0.0/0.3 | 0 | | | 0.3 | 0.3 | 0.7 | 1.0 | 0.3 | 0.3 | | 1.7 | | 5.0 | 0.7 |
| 5 | ABDI Hassan | 2.0 | 6 | 18.9 | 1.2/4.0 | 29 | 1.2/4.0 | 29 | | | | | 0.3 | 1.2 | 1.5 | 1.2 | 0.5 | 0.7 | | 1.3 | 0.3 | -5.8 | 2.3 |
| 6 | AHMADI Amirreza | 3.5 | 4 | 4.3 | 0.3/1.3 | 20 | 0.3/1.3 | 20 | | | | | | 0.5 | 0.5 | | 0.8 | 0.3 | 0.3 | 1.3 | 0.5 | -3.8 | 0.5 |
| 7 | TOLOUEI TAMARDASH Mohsen | 3.5 | 6 | 11.8 | 1.8/2.7 | 69 | 1.8/2.7 | 69 | | | 0.7/1.3 | 50 | 1.0 | 2.0 | 3.0 | 3.0 | 0.7 | 0.7 | 0.2 | 0.7 | 1.7 | 4.7 | 4.3 |
| 8 | SAADATPOORMOGHADAM Vahid | 2.5 | 6 | 26.1 | 2.5/6.7 | 38 | 2.5/6.7 | 38 | | | 0.3/1.3 | 25 | 1.0 | 2.8 | 3.8 | 3.0 | 1.7 | 0.3 | | 2.0 | 1.2 | -7.2 | 5.3 |
| 9 | ZAKERI DEHVOSTA Danial | 1.0 | 5 | 12.7 | 0.6/1.0 | 60 | 0.6/1.0 | 60 | | | 0.0/0.4 | 0 | 0.4 | 0.4 | 0.8 | 0.2 | 0.2 | 0.6 | | 1.6 | 0.6 | 4.8 | 1.2 |
| 10 | MOHAMMAD NEZHAD Mohammad | 1.0 | 6 | 38.1 | 2.7/6.2 | 43 | 2.7/6.2 | 43 | | | 0.3/0.8 | 40 | 2.0 | 1.2 | 3.2 | 1.2 | 0.3 | 0.7 | | 1.7 | 1.7 | -8.7 | 5.7 |
| 11 | GHARANJIK Abdoljalil | 1.5 | 2 | 27.4 | 1.5/3.0 | 50 | 1.5/3.0 | 50 | | | 0.5/2.0 | 25 | 1.0 | 0.5 | 1.5 | 0.5 | 3.0 | 1.0 | | 1.5 | 4.0 | -13.0 | 3.5 |
| 12 | SAYARI Mohammadhassan | 4.0 | 6 | 37.1 | 10.7/22.3 | 48 | 10.0/20.5 | 49 | 0.7/1.8 | 36 | 1.0/2.2 | 46 | 2.2 | 7.8 | 10.0 | 4.5 | 2.2 | 1.8 | 0.2 | 2.7 | 3.0 | -6.3 | 23.0 |
| 13 | EIVAZI Reza | 4.0 | 1 | 1.0 | | | | | | | | | | | | | | | | | | 0.0 | |
| 14 | KAMALI Mojtaba | 4.5 | 6 | 28.9 | 3.8/13.2 | 29 | 3.2/11.2 | 28 | 0.7/2.0 | 33 | 1.5/3.0 | 50 | 1.5 | 4.7 | 6.2 | 4.2 | 1.8 | 1.0 | 0.2 | 2.8 | 4.0 | -7.2 | 9.8 |
| 15 | BAGZADEHFARD Iman (C) | 4.0 | 6 | 13.1 | 1.0/2.8 | 35 | 1.0/2.7 | 38 | 0.0/0.2 | 0 | 0.5/0.7 | 75 | 0.5 | 3.0 | 3.5 | 2.3 | 0.8 | 0.3 | | 1.5 | 0.8 | 0.0 | 2.5 |
| Team / Coach | | | | | | | | | | | | | 0.7 | 1.5 | 2.2 | | 0.5 | | | | | | |
| Totals | | | | | 25.0/61.0 | 41 | 23.7/56.8 | 42 | 1.3/4.2 | 32 | 4.5/10.3 | 44 | 10.0 | 25.2 | 35.2 | 20.2 | 10.3 | 6.7 | 0.7 | 16.2 | 14.8 | -6.2 | 55.8 |
| Opponents | | | | | 25.7/58.8 | 44 | 24.2/52.0 | 46 | 1.5/6.8 | 22 | 9.2/15.2 | 60 | 10.2 | 28.2 | 38.3 | 24.0 | 11.3 | 5.7 | 0.7 | 14.7 | 16.3 | 6.2 | 62.0 |

Team Averages

| | IRI | Opponents |
|-----------------------|------|-----------|
| Points from Turnovers | 10.7 | 12.8 |
| Points in the Paint | 28.7 | 29.3 |
| Second Chance Points | 9.7 | 9.2 |
| Fast Break Points | 3.3 | 8.2 |
| Bench Points | 11.2 | 22.5 |



Cumulative Statistics

チームの累積統計

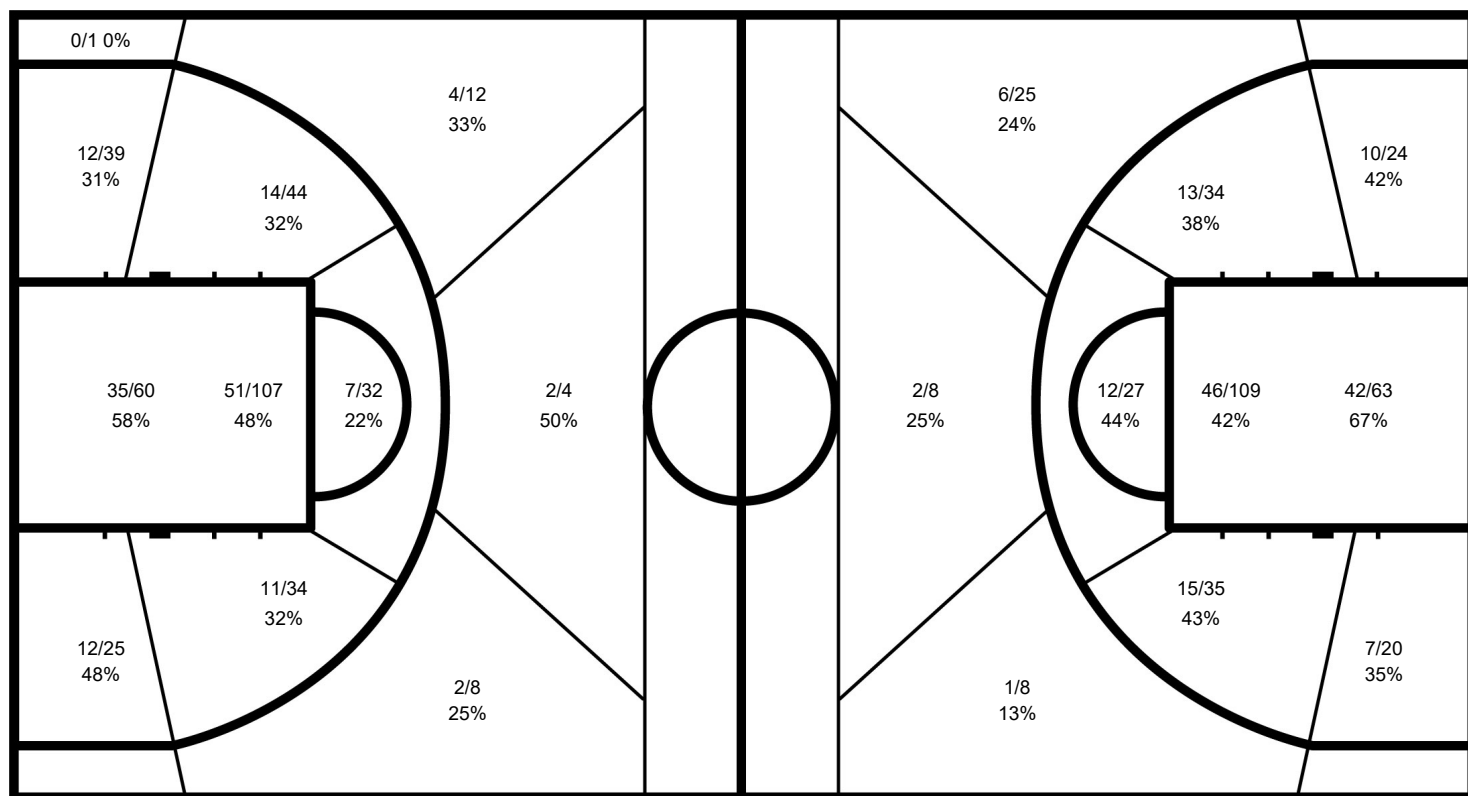
IRI - Islamic Rep. of Iran

After 6 games

| Phase | IRI Played | Score | | Field Goals | | 2 Points | | 3 Points | | Free Throws | | Rebounds | | | AS | TO | ST | BS | PF | FD |
|-----------------------------|------------|-------|------|-------------|----|----------|----|----------|----|-------------|----|----------|----|-----|----|----|----|----|----|----|
| | | | | M / A | % | M / A | % | M / A | % | M / A | % | OR | DR | TOT | | | | | | |
| Preliminary Round Group B | AUS | 39-81 | For | 16/57 | 28 | 16/55 | 29 | 0/2 | 0 | 7/17 | 41 | 9 | 16 | 25 | 15 | 14 | 7 | 1 | 17 | 20 |
| | | | Agn. | 34/68 | 50 | 30/61 | 49 | 4/7 | 57 | 9/15 | 60 | 18 | 35 | 53 | 26 | 11 | 6 | | 19 | 18 |
| Preliminary Round Group B | USA | 41-65 | For | 18/46 | 39 | 16/40 | 40 | 2/6 | 33 | 3/11 | 27 | 3 | 31 | 34 | 13 | 20 | 4 | | 11 | 15 |
| | | | Agn. | 30/68 | 44 | 29/61 | 48 | 1/7 | 14 | 4/6 | 67 | 8 | 28 | 36 | 31 | 6 | 11 | | 15 | 11 |
| Preliminary Round Group B | ALG | 81-47 | For | 38/76 | 50 | 37/74 | 50 | 1/2 | 50 | 4/12 | 33 | 20 | 25 | 45 | 26 | 3 | 10 | 1 | 19 | 16 |
| | | | Agn. | 18/44 | 41 | 17/40 | 43 | 1/4 | 25 | 10/18 | 56 | 6 | 22 | 28 | 18 | 21 | 3 | | 16 | 19 |
| Preliminary Round Group B | GBR | 57-69 | For | 25/67 | 37 | 23/59 | 39 | 2/8 | 25 | 5/7 | 71 | 14 | 19 | 33 | 20 | 6 | 7 | | 18 | 14 |
| | | | Agn. | 30/57 | 53 | 29/50 | 58 | 1/7 | 14 | 8/18 | 44 | 12 | 28 | 40 | 28 | 12 | 6 | 1 | 14 | 18 |
| Preliminary Round Group B | GER | 53-56 | For | 25/64 | 39 | 23/60 | 38 | 2/4 | 50 | 1/2 | 50 | 7 | 31 | 38 | 22 | 4 | 2 | | 15 | 8 |
| | | | Agn. | 22/59 | 37 | 20/47 | 43 | 2/12 | 17 | 10/17 | 59 | 9 | 32 | 41 | 21 | 4 | 3 | 1 | 8 | 15 |
| Classification Playoff 9/10 | KOR | 64-54 | For | 28/56 | 50 | 27/53 | 51 | 1/3 | 33 | 7/13 | 54 | 7 | 29 | 36 | 25 | 15 | 10 | 2 | 17 | 16 |
| | | | Agn. | 20/57 | 35 | 20/53 | 38 | 0/4 | 0 | 14/17 | 82 | 8 | 24 | 32 | 20 | 14 | 5 | 2 | 16 | 17 |

IRI - Islamic Rep. of Iran

Opponents



IRI

| | M / A | % |
|-------------|-----------|----|
| Field Goals | 150 / 366 | 41 |
| 2 Points | 142 / 341 | 42 |
| 3 Points | 8 / 25 | 32 |
| Free Throws | 27 / 62 | 44 |

Opponents

| % | M / A | |
|----|-----------|-------------|
| 44 | 154 / 353 | Field Goals |
| 46 | 145 / 312 | 2 Points |
| 22 | 9 / 41 | 3 Points |
| 60 | 55 / 91 | Free Throws |



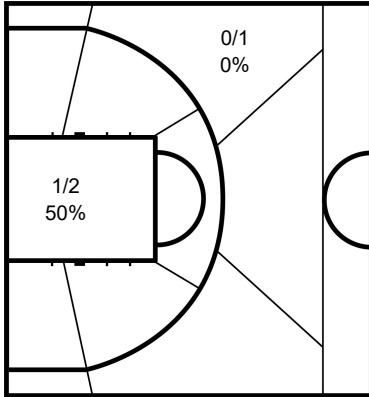
Cumulative Statistics

チームの累積統計

IRI - Islamic Rep. of Iran

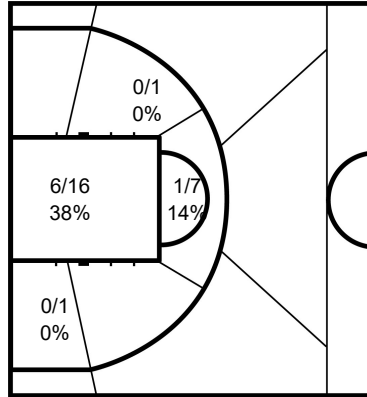
After 6 games

4 AYASHI Faleh



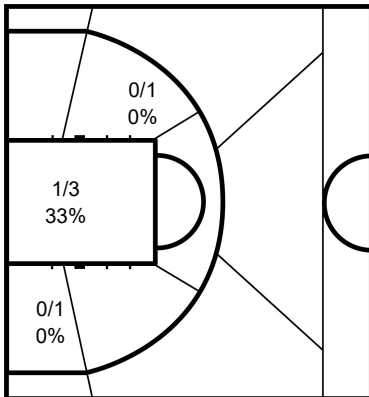
| | M / A | % |
|-------------|-------|----|
| Field Goals | 1 / 3 | 33 |
| 2 Points | 1 / 2 | 50 |
| 3 Points | 0 / 1 | 0 |
| Free Throws | | |

5 ABDI Hassan



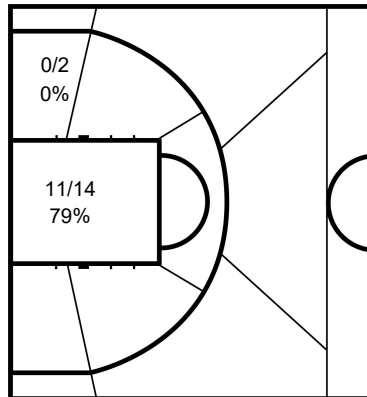
| | M / A | % |
|-------------|--------|----|
| Field Goals | 7 / 24 | 29 |
| 2 Points | 7 / 24 | 29 |
| 3 Points | | |
| Free Throws | | |

6 AHMADI Amirreza



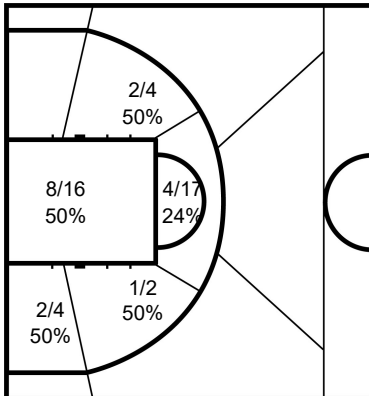
| | M / A | % |
|-------------|-------|----|
| Field Goals | 1 / 5 | 20 |
| 2 Points | 1 / 5 | 20 |
| 3 Points | | |
| Free Throws | | |

7 TOLOUEI TAMARDASH Mohsen



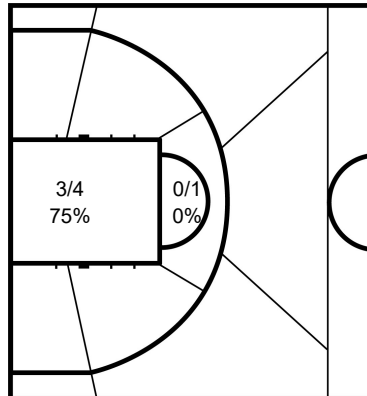
| | M / A | % |
|-------------|---------|----|
| Field Goals | 11 / 16 | 69 |
| 2 Points | 11 / 16 | 69 |
| 3 Points | | |
| Free Throws | 4 / 8 | 50 |

8 SAADATPOORMOGHADAM Vahid



| | M / A | % |
|-------------|---------|----|
| Field Goals | 15 / 40 | 38 |
| 2 Points | 15 / 40 | 38 |
| 3 Points | | |
| Free Throws | 2 / 8 | 25 |

9 ZAKERI DEHVOSTA Danial



| | M / A | % |
|-------------|-------|----|
| Field Goals | 3 / 5 | 60 |
| 2 Points | 3 / 5 | 60 |
| 3 Points | | |
| Free Throws | 0 / 2 | 0 |



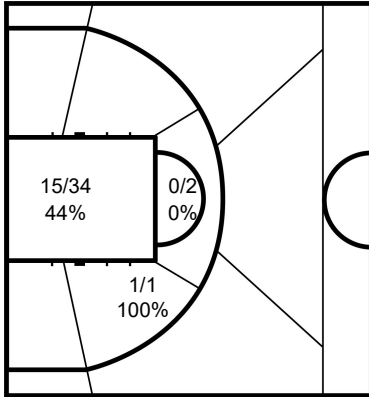
Cumulative Statistics

チームの累積統計

IRI - Islamic Rep. of Iran

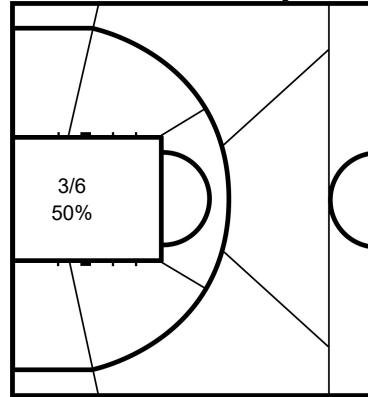
After 6 games

10 MOHAMMAD NEZHAD Mohammad



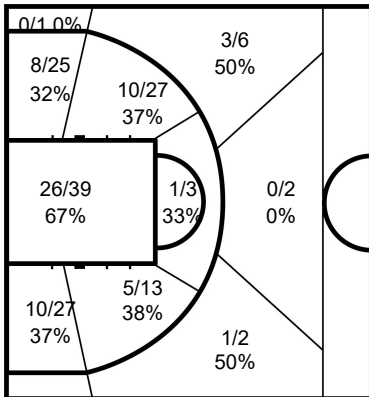
| | M / A | % |
|-------------|---------|----|
| Field Goals | 16 / 37 | 43 |
| 2 Points | 16 / 37 | 43 |
| 3 Points | | |
| Free Throws | 2 / 5 | 40 |

11 GHARANJIK Abdoljalil



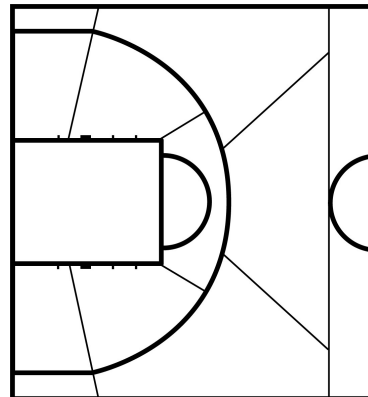
| | M / A | % |
|-------------|-------|----|
| Field Goals | 3 / 6 | 50 |
| 2 Points | 3 / 6 | 50 |
| 3 Points | | |
| Free Throws | 1 / 4 | 25 |

12 SAYARI Mohammadhassan



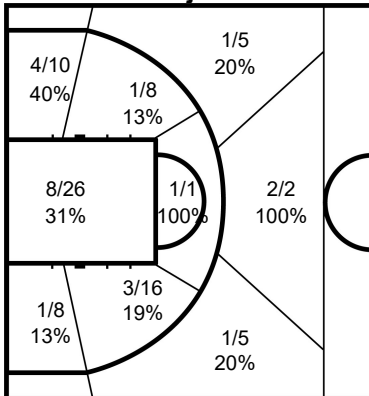
| | M / A | % |
|-------------|----------|----|
| Field Goals | 64 / 134 | 48 |
| 2 Points | 60 / 123 | 49 |
| 3 Points | 4 / 11 | 36 |
| Free Throws | 6 / 13 | 46 |

13 EIVAZI Reza



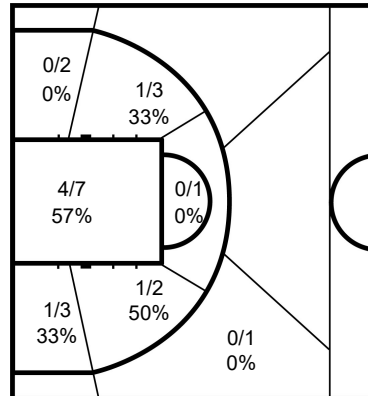
| | M / A | % |
|-------------|-------|---|
| Field Goals | | |
| 2 Points | | |
| 3 Points | | |
| Free Throws | | |

14 KAMALI Mojtaba



| | M / A | % |
|-------------|---------|----|
| Field Goals | 23 / 79 | 29 |
| 2 Points | 19 / 67 | 28 |
| 3 Points | 4 / 12 | 33 |
| Free Throws | 9 / 18 | 50 |

15 BAGZADEHFARD Iman



| | M / A | % |
|-------------|--------|----|
| Field Goals | 6 / 17 | 35 |
| 2 Points | 6 / 16 | 38 |
| 3 Points | 0 / 1 | 0 |
| Free Throws | 3 / 4 | 75 |

| Legend: | | | | | | | |
|---------|-------------------------|-----|--------------------|-----|--------------------|-------|-----------------|
| % | Shooting Percentage | (C) | Captain | +/- | Plus-Minus | Agn. | Against |
| BS | Blocked Shots | DR | Defensive Rebounds | FD | Fouls Drawn | GP | Games Played |
| MPG | Minutes Played per Game | No. | Uniform Number | OR | Offensive Rebounds | PF | Fouls |
| PTS | Points | ST | Steals | TO | Turnovers | TOT | Total Rebounds |
| | | | | | | AS | Assists |
| | | | | | | M / A | Made / Attempts |
| | | | | | | PPG | Points per Game |
| | | | | | | TP | Time Played |



Cumulative Statistics

チームの累積統計

KOR - Republic of Korea

After 6 games

Player Totals

| No. | Name | Sport Class | GP | TP | Field Goals | | 2 Points | | 3 Points | | Free Throws | | Rebounds | | | AS | TO | ST | BS | PF | FD | +/- | PTS |
|------------------|--------------------|-------------|----|---------|-------------|-----|----------|-----|----------|----|-------------|-----|----------|-----|-----|-----|----|----|----|-----|-----|-----|-----|
| | | | | | M / A | % | M / A | % | M / A | % | M / A | % | OR | DR | TOT | | | | | | | | |
| 4 | KIM Ho Yong | 3.0 | 6 | 1:53:27 | 12/29 | 41 | 12/28 | 43 | 0/1 | 0 | 2/2 | 100 | 1 | 17 | 18 | 9 | 6 | 4 | | 14 | 5 | -35 | 26 |
| 6 | HWANG Woosung | 2.0 | 4 | 35:23 | 2/8 | 25 | 2/8 | 25 | | | | | 1 | 3 | 4 | 5 | 2 | 2 | | 2 | 2 | 8 | 4 |
| 7 | KIM Taeok | 2.5 | 6 | 24:45 | 3/3 | 100 | 3/3 | 100 | | | | | 3 | 3 | 6 | | 2 | 2 | | 5 | 2 | -14 | 6 |
| 10 | OH Dong Suk | 2.0 | 6 | 2:16:16 | 10/33 | 30 | 7/18 | 39 | 3/15 | 20 | 5/6 | 83 | 3 | 14 | 17 | 22 | 10 | 4 | | 14 | 8 | -6 | 28 |
| 11 | KWAK Jun Seong | 1.0 | 6 | 2:41:02 | 9/22 | 41 | 9/22 | 41 | | | 2/9 | 22 | 6 | 7 | 13 | 3 | 9 | 1 | | 7 | 9 | -42 | 20 |
| 12 | YANG Dong Gil | 4.0 | 5 | 34:44 | 4/5 | 80 | 4/5 | 80 | | | 1/2 | 50 | 2 | 10 | 12 | 4 | 3 | 3 | | 2 | 4 | -2 | 9 |
| 16 | LEE Younjoo | 3.5 | 4 | 46:25 | 4/13 | 31 | 4/13 | 31 | | | 2/6 | 33 | 2 | 13 | 15 | 5 | 2 | 3 | | 6 | 4 | 2 | 10 |
| 23 | CHO Seung Hyun (C) | 4.0 | 5 | 2:49:55 | 36/100 | 36 | 28/73 | 38 | 8/27 | 30 | 13/17 | 76 | 10 | 19 | 29 | 33 | 16 | 6 | 2 | 20 | 17 | -24 | 93 |
| 24 | LEE Chi Won | 2.5 | 4 | 27:43 | 6/11 | 55 | 6/11 | 55 | | | 2/4 | 50 | 3 | | 3 | 2 | | 1 | | 3 | 4 | 20 | 14 |
| 39 | KIM Sangyeol | 4.0 | 6 | 1:36:28 | 14/39 | 36 | 14/39 | 36 | | | 6/10 | 60 | 9 | 20 | 29 | 12 | 3 | 2 | 1 | 10 | 9 | -42 | 34 |
| 40 | GIM Dong Hyeon | 4.0 | 6 | 3:39:12 | 40/92 | 43 | 37/83 | 45 | 3/9 | 33 | 8/10 | 80 | 14 | 45 | 59 | 26 | 19 | 7 | 2 | 18 | 17 | -24 | 91 |
| 44 | LEE Byoung Jai | 1.0 | 6 | 2:14:40 | 9/23 | 39 | 9/23 | 39 | | | 6/9 | 67 | 3 | 2 | 5 | 5 | 5 | 1 | | 12 | 6 | -26 | 24 |
| Team / Coach | | | | | | | | | | | | | | | | | | | | | | | |
| Totals | | | | | 149/378 | 39 | 135/326 | 41 | 14/52 | 27 | 47/75 | 63 | 64 | 162 | 226 | 126 | 82 | 36 | 5 | 113 | 87 | -37 | 359 |
| Opponents | | | | | 171/363 | 47 | 161/323 | 50 | 10/40 | 25 | 44/79 | 56 | 41 | 170 | 211 | 144 | 78 | 43 | 7 | 90 | 111 | 37 | 396 |

Team Totals

| | KOR | Opponents |
|-----------------------|------------------|-------------------|
| Points from Turnovers | 89 | 87 |
| Points in the Paint | 192 (96/197) 49% | 200 (100/186) 54% |
| Second Chance Points | 58 | 31 |
| Fast Break Points | 28 | 38 |
| Bench Points | 96 | 63 |

Player Averages

| No. | Name | Sport Class | GP | MPG | Field Goals | | 2 Points | | 3 Points | | Free Throws | | Rebounds | | | AS | TO | ST | BS | PF | FD | +/- | PPG | |
|------------------|--------------------|-------------|----|------|-------------|-----|-----------|-----|----------|----|-------------|-----|----------|------|------|------|------|-----|-----|------|------|------|------|-----|
| | | | | | M / A | % | M / A | % | M / A | % | M / A | % | OR | DR | TOT | | | | | | | | | |
| 4 | KIM Ho Yong | 3.0 | 6 | 18.9 | 2.0/4.8 | 41 | 2.0/4.7 | 43 | 0.0/0.2 | 0 | 0.3/0.3 | 100 | 0.2 | 2.8 | 3.0 | 1.5 | 1.0 | 0.7 | | 2.3 | 0.8 | -5.8 | 4.3 | |
| 6 | HWANG Woosung | 2.0 | 4 | 8.8 | 0.5/2.0 | 25 | 0.5/2.0 | 25 | | | | | 0.3 | 0.8 | 1.0 | 1.3 | 0.5 | 0.5 | | 0.5 | 0.5 | 2.0 | 1.0 | |
| 7 | KIM Taeok | 2.5 | 6 | 4.1 | 0.5/0.5 | 100 | 0.5/0.5 | 100 | | | | | 0.5 | 0.5 | 1.0 | | | 0.3 | 0.3 | | 0.8 | 0.3 | -2.3 | 1.0 |
| 10 | OH Dong Suk | 2.0 | 6 | 22.7 | 1.7/5.5 | 30 | 1.2/3.0 | 39 | 0.5/2.5 | 20 | 0.8/1.0 | 83 | 0.5 | 2.3 | 2.8 | 3.7 | 1.7 | 0.7 | | 2.3 | 1.3 | -1.0 | 4.7 | |
| 11 | KWAK Jun Seong | 1.0 | 6 | 26.8 | 1.5/3.7 | 41 | 1.5/3.7 | 41 | | | 0.3/1.5 | 22 | 1.0 | 1.2 | 2.2 | 0.5 | 1.5 | 0.2 | | 1.2 | 1.5 | -7.0 | 3.3 | |
| 12 | YANG Dong Gil | 4.0 | 5 | 6.9 | 0.8/1.0 | 80 | 0.8/1.0 | 80 | | | 0.2/0.4 | 50 | 0.4 | 2.0 | 2.4 | 0.8 | 0.6 | 0.6 | | 0.4 | 0.8 | -0.4 | 1.8 | |
| 16 | LEE Younjoo | 3.5 | 4 | 11.6 | 1.0/3.3 | 31 | 1.0/3.3 | 31 | | | 0.5/1.5 | 33 | 0.5 | 3.3 | 3.8 | 1.3 | 0.5 | 0.8 | | 1.5 | 1.0 | 0.5 | 2.5 | |
| 23 | CHO Seung Hyun (C) | 4.0 | 5 | 34.0 | 7.2/20.0 | 36 | 5.6/14.6 | 38 | 1.6/5.4 | 30 | 2.6/3.4 | 76 | 2.0 | 3.8 | 5.8 | 6.6 | 3.2 | 1.2 | 0.4 | 4.0 | 3.4 | -4.8 | 18.6 | |
| 24 | LEE Chi Won | 2.5 | 4 | 6.9 | 1.5/2.8 | 55 | 1.5/2.8 | 55 | | | 0.5/1.0 | 50 | 0.8 | | 0.8 | 0.5 | | 0.3 | | 0.8 | 1.0 | 5.0 | 3.5 | |
| 39 | KIM Sangyeol | 4.0 | 6 | 16.1 | 2.3/6.5 | 36 | 2.3/6.5 | 36 | | | 1.0/1.7 | 60 | 1.5 | 3.3 | 4.8 | 2.0 | 0.5 | 0.3 | 0.2 | 1.7 | 1.5 | -7.0 | 5.7 | |
| 40 | GIM Dong Hyeon | 4.0 | 6 | 36.5 | 6.7/15.3 | 43 | 6.2/13.8 | 45 | 0.5/1.5 | 33 | 1.3/1.7 | 80 | 2.3 | 7.5 | 9.8 | 4.3 | 3.2 | 1.2 | 0.3 | 3.0 | 2.8 | -4.0 | 15.2 | |
| 44 | LEE Byoung Jai | 1.0 | 6 | 22.4 | 1.5/3.8 | 39 | 1.5/3.8 | 39 | | | 1.0/1.5 | 67 | 0.5 | 0.3 | 0.8 | 0.8 | 0.8 | 0.2 | | 2.0 | 1.0 | -4.3 | 4.0 | |
| Team / Coach | | | | | | | | | | | | | | | | | | | | | | | | |
| Totals | | | | | 24.8/63.0 | 39 | 22.5/54.3 | 41 | 2.3/8.7 | 27 | 7.8/12.5 | 63 | 10.7 | 27.0 | 37.7 | 21.0 | 13.7 | 6.0 | 0.8 | 18.8 | 14.5 | -6.2 | 59.8 | |
| Opponents | | | | | 28.5/60.5 | 47 | 26.8/53.8 | 50 | 1.7/6.7 | 25 | 7.3/13.2 | 56 | 6.8 | 28.3 | 35.2 | 24.0 | 13.0 | 7.2 | 1.2 | 15.0 | 18.5 | 6.2 | 66.0 | |

Team Averages

| | KOR | Opponents |
|-----------------------|------|-----------|
| Points from Turnovers | 14.8 | 14.5 |
| Points in the Paint | 32.0 | 33.3 |
| Second Chance Points | 9.7 | 5.2 |
| Fast Break Points | 4.7 | 6.3 |
| Bench Points | 16.0 | 10.5 |



Cumulative Statistics

チームの累積統計

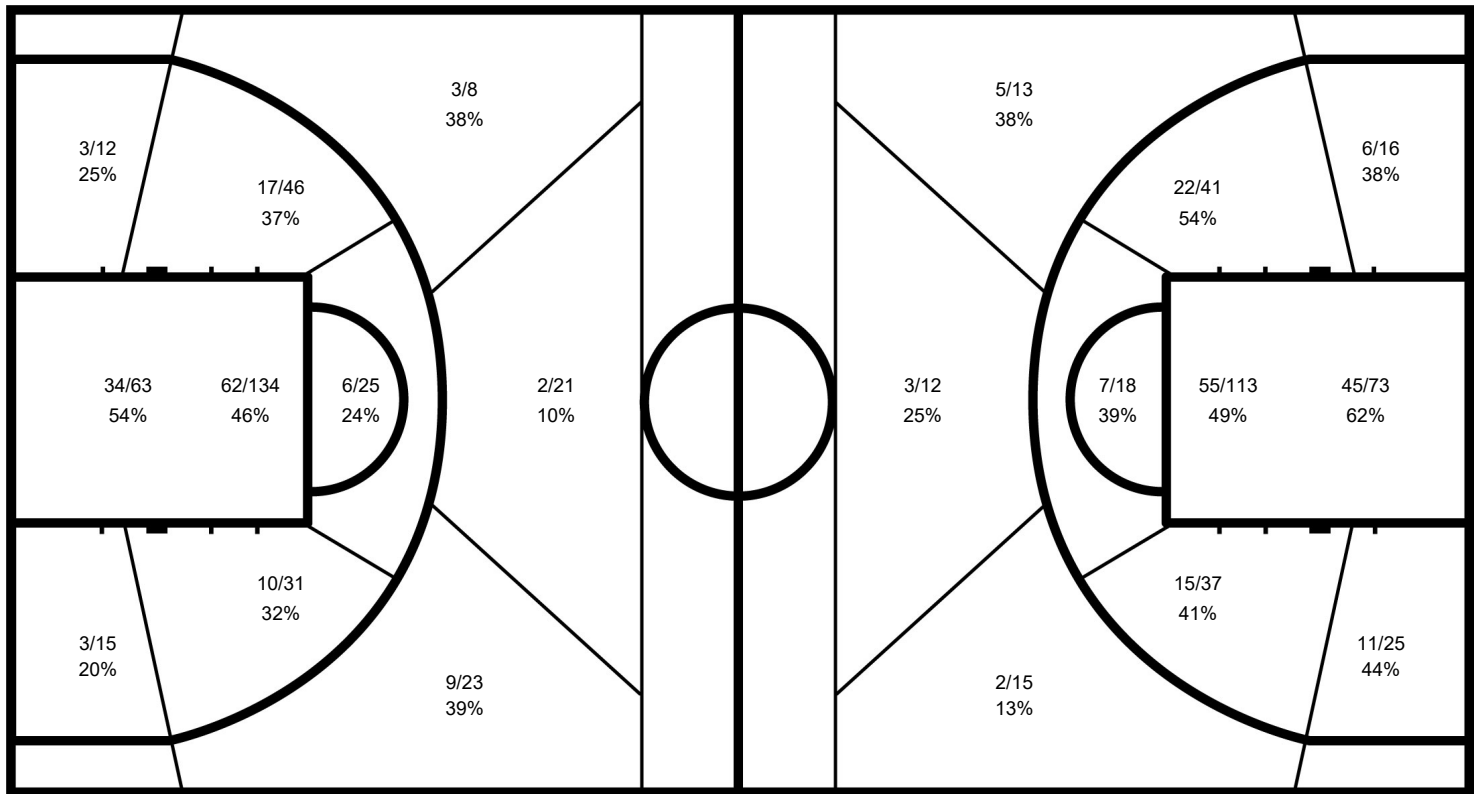
KOR - Republic of Korea

After 6 games

| Phase | KOR Played | Score | | Field Goals | | 2 Points | | 3 Points | | Free Throws | | Rebounds | | | AS | TO | ST | BS | PF | FD |
|-----------------------------|------------|-------|------|-------------|----|----------|----|----------|----|-------------|----|----------|----|-----|----|----|----|----|----|----|
| | | | | M / A | % | M / A | % | M / A | % | M / A | % | OR | DR | TOT | | | | | | |
| Preliminary Round Group A | ESP | 53-65 | For | 20/64 | 31 | 17/51 | 33 | 3/13 | 23 | 10/22 | 45 | 11 | 30 | 41 | 18 | 16 | 7 | | 25 | 17 |
| | | | Agn. | 25/62 | 40 | 24/56 | 43 | 1/6 | 17 | 14/24 | 58 | 9 | 37 | 46 | 20 | 15 | 8 | | 18 | 24 |
| Preliminary Round Group A | TUR | 70-80 | For | 30/75 | 40 | 25/60 | 42 | 5/15 | 33 | 5/8 | 63 | 15 | 27 | 42 | 21 | 10 | 3 | 1 | 22 | 9 |
| | | | Agn. | 35/63 | 56 | 35/58 | 60 | 0/5 | 0 | 10/20 | 50 | 4 | 30 | 34 | 31 | 9 | 5 | 1 | 10 | 23 |
| Preliminary Round Group A | JPN | 52-59 | For | 23/61 | 38 | 20/52 | 38 | 3/9 | 33 | 3/4 | 75 | 9 | 26 | 35 | 20 | 15 | 10 | 1 | 15 | 9 |
| | | | Agn. | 28/59 | 47 | 27/51 | 53 | 1/8 | 13 | 2/4 | 50 | 6 | 27 | 33 | 24 | 13 | 7 | 1 | 10 | 15 |
| Preliminary Round Group A | COL | 66-54 | For | 27/58 | 47 | 26/56 | 46 | 1/2 | 50 | 11/18 | 61 | 9 | 32 | 41 | 25 | 17 | 8 | | 19 | 23 |
| | | | Agn. | 24/63 | 38 | 22/56 | 39 | 2/7 | 29 | 4/10 | 40 | 9 | 25 | 34 | 21 | 17 | 8 | 2 | 23 | 18 |
| Preliminary Round Group A | CAN | 64-74 | For | 29/63 | 46 | 27/54 | 50 | 2/9 | 22 | 4/6 | 67 | 12 | 23 | 35 | 22 | 10 | 3 | 1 | 16 | 12 |
| | | | Agn. | 31/60 | 52 | 26/49 | 53 | 5/11 | 45 | 7/8 | 88 | 6 | 22 | 28 | 23 | 9 | 5 | 1 | 12 | 15 |
| Classification Playoff 9/10 | IRI | 54-64 | For | 20/57 | 35 | 20/53 | 38 | 0/4 | 0 | 14/17 | 82 | 8 | 24 | 32 | 20 | 14 | 5 | 2 | 16 | 17 |
| | | | Agn. | 28/56 | 50 | 27/53 | 51 | 1/3 | 33 | 7/13 | 54 | 7 | 29 | 36 | 25 | 15 | 10 | 2 | 17 | 16 |

KOR - Republic of Korea

Opponents



KOR

| | M / A | % |
|-------------|-----------|----|
| Field Goals | 149 / 378 | 39 |
| 2 Points | 135 / 326 | 41 |
| 3 Points | 14 / 52 | 27 |
| Free Throws | 47 / 75 | 63 |

Opponents

| % | M / A | |
|----|-----------|-------------|
| 47 | 171 / 363 | Field Goals |
| 50 | 161 / 323 | 2 Points |
| 25 | 10 / 40 | 3 Points |
| 56 | 44 / 79 | Free Throws |



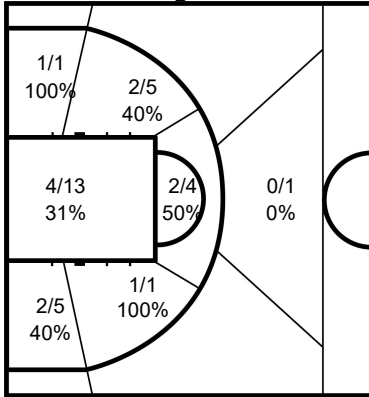
Cumulative Statistics

チームの累積統計

KOR - Republic of Korea

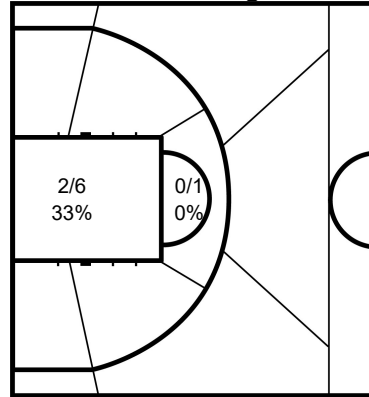
After 6 games

4 KIM Ho Yong



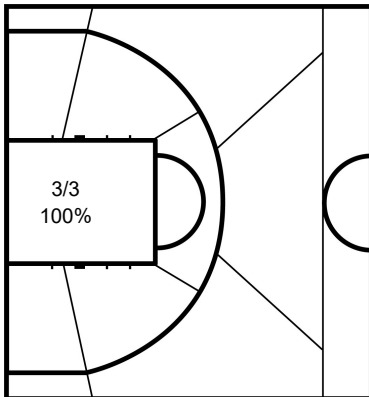
| | M / A | % |
|-------------|---------|-----|
| Field Goals | 12 / 29 | 41 |
| 2 Points | 12 / 28 | 43 |
| 3 Points | 0 / 1 | 0 |
| Free Throws | 2 / 2 | 100 |

6 HWANG Woosung



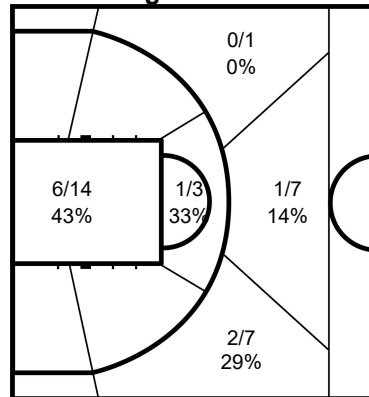
| | M / A | % |
|-------------|-------|----|
| Field Goals | 2 / 8 | 25 |
| 2 Points | 2 / 8 | 25 |
| 3 Points | | |
| Free Throws | | |

7 KIM Taeok



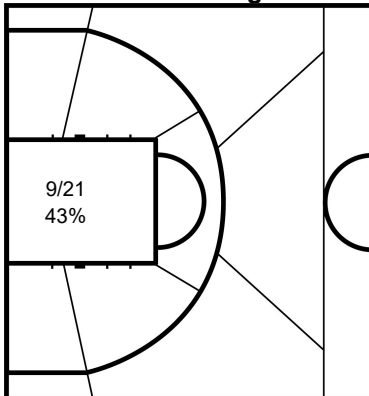
| | M / A | % |
|-------------|-------|-----|
| Field Goals | 3 / 3 | 100 |
| 2 Points | 3 / 3 | 100 |
| 3 Points | | |
| Free Throws | | |

10 OH Dong Suk



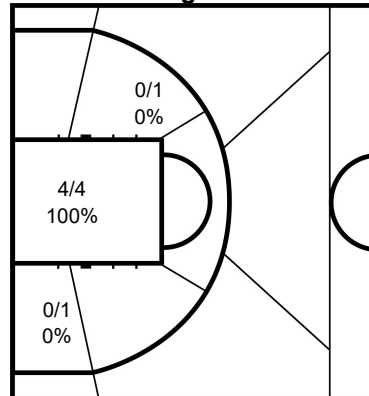
| | M / A | % |
|-------------|---------|----|
| Field Goals | 10 / 33 | 30 |
| 2 Points | 7 / 18 | 39 |
| 3 Points | 3 / 15 | 20 |
| Free Throws | 5 / 6 | 83 |

11 KWAK Jun Seong



| | M / A | % |
|-------------|--------|----|
| Field Goals | 9 / 22 | 41 |
| 2 Points | 9 / 22 | 41 |
| 3 Points | | |
| Free Throws | 2 / 9 | 22 |

12 YANG Dong Gil



| | M / A | % |
|-------------|-------|----|
| Field Goals | 4 / 5 | 80 |
| 2 Points | 4 / 5 | 80 |
| 3 Points | | |
| Free Throws | 1 / 2 | 50 |



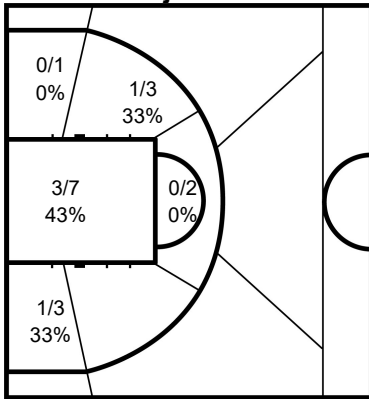
Cumulative Statistics

チームの累積統計

KOR - Republic of Korea

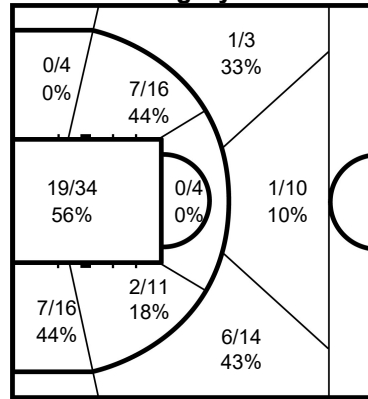
After 6 games

16 LEE Younjo



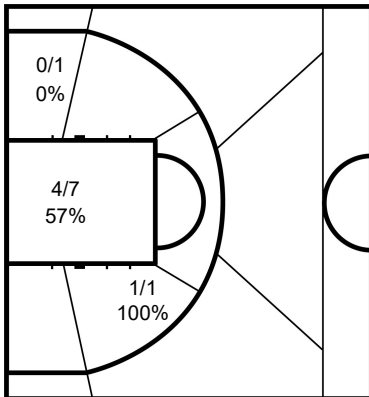
| | M / A | % |
|-------------|--------|----|
| Field Goals | 4 / 13 | 31 |
| 2 Points | 4 / 13 | 31 |
| 3 Points | | |
| Free Throws | 2 / 6 | 33 |

23 CHO Seung Hyun



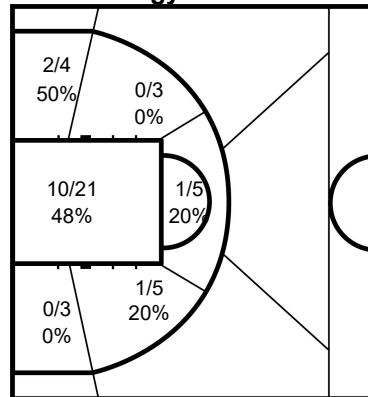
| | M / A | % |
|-------------|----------|----|
| Field Goals | 36 / 100 | 36 |
| 2 Points | 28 / 73 | 38 |
| 3 Points | 8 / 27 | 30 |
| Free Throws | 13 / 17 | 76 |

24 LEE Chi Won



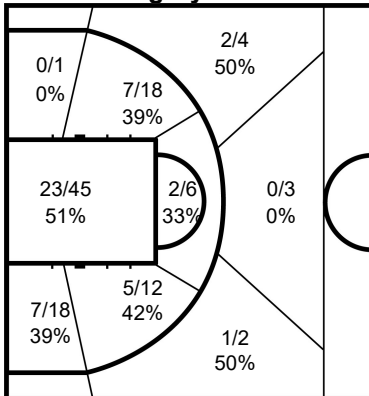
| | M / A | % |
|-------------|--------|----|
| Field Goals | 6 / 11 | 55 |
| 2 Points | 6 / 11 | 55 |
| 3 Points | | |
| Free Throws | 2 / 4 | 50 |

39 KIM Sangyeol



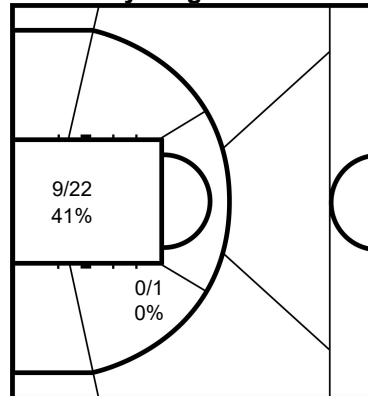
| | M / A | % |
|-------------|---------|----|
| Field Goals | 14 / 39 | 36 |
| 2 Points | 14 / 39 | 36 |
| 3 Points | | |
| Free Throws | 6 / 10 | 60 |

40 GIM Dong Hyeon



| | M / A | % |
|-------------|---------|----|
| Field Goals | 40 / 92 | 43 |
| 2 Points | 37 / 83 | 45 |
| 3 Points | 3 / 9 | 33 |
| Free Throws | 8 / 10 | 80 |

44 LEE Byoung Jai



| | M / A | % |
|-------------|--------|----|
| Field Goals | 9 / 23 | 39 |
| 2 Points | 9 / 23 | 39 |
| 3 Points | | |
| Free Throws | 6 / 9 | 67 |

| Legend: | | | | | | | |
|---------|-------------------------|-----|--------------------|-----|--------------------|-------|-----------------|
| % | Shooting Percentage | (C) | Captain | +/- | Plus-Minus | Agn. | Against |
| BS | Blocked Shots | DR | Defensive Rebounds | FD | Fouls Drawn | GP | Games Played |
| MPG | Minutes Played per Game | No. | Uniform Number | OR | Offensive Rebounds | PF | Fouls |
| PTS | Points | ST | Steals | TO | Turnovers | TOT | Total Rebounds |
| | | | | | | AS | Assists |
| | | | | | | M / A | Made / Attempts |
| | | | | | | PPG | Points per Game |
| | | | | | | TP | Time Played |



Cumulative Statistics

チームの累積統計

COL - Colombia

After 6 games

Player Totals

| No. | Name | Sport Class | GP | TP | Field Goals | | 2 Points | | | 3 Points | | Free Throws | | Rebounds | | | AS | TO | ST | BS | PF | FD | +/- | PTS |
|------------------|------------------|-------------|----|---------|-------------|----|----------|-----|-------|----------|-------|-------------|----|----------|-----|-----|----|----|----|-----|-----|-----|-----|-----|
| | | | | | M/A | % | M/A | % | M/A | % | M/A | % | OR | DR | TOT | | | | | | | | | |
| 3 | VEGA Raul | 1.0 | 6 | 3:31:31 | 1/8 | 13 | 1/7 | 14 | 0/1 | 0 | | | 4 | 9 | 13 | 3 | 8 | 3 | | 17 | 2 | -7 | 2 | |
| 4 | GARCES Hector | 3.5 | 6 | 47:55 | 5/12 | 42 | 5/12 | 42 | | | 0/1 | 0 | | 9 | 9 | | 2 | 2 | 1 | 2 | 3 | -10 | 10 | |
| 5 | ALZATE Guillermo | 1.5 | 5 | 1:20:42 | 5/13 | 38 | 5/13 | 38 | | | 0/1 | 0 | | 2 | 2 | 3 | 1 | 1 | 1 | 9 | 2 | -2 | 10 | |
| 9 | FLOREZ Andres | 1.0 | 3 | 21:00 | 1/2 | 50 | 1/2 | 50 | | | | | 2 | 2 | 4 | | 2 | | | 1 | 1 | 2 | 2 | |
| 10 | LEEP Jose | 3.0 | 6 | 2:50:21 | 14/35 | 40 | 8/15 | 53 | 6/20 | 30 | 7/11 | 64 | 5 | 15 | 20 | 30 | 11 | 4 | | 9 | 19 | -58 | 41 | |
| 14 | DIAZ Daniel (C) | 4.5 | 6 | 2:48:00 | 32/69 | 46 | 30/58 | 52 | 2/11 | 18 | 10/20 | 50 | 5 | 42 | 47 | 18 | 18 | 12 | | 20 | 23 | -46 | 76 | |
| 18 | ESCOBAR Juan | 3.5 | 1 | 3:29 | 0/1 | 0 | | 0/1 | 0 | | | | | | | | 1 | | | | | | -15 | |
| 19 | HERNANDEZ Jhon | 3.5 | 6 | 3:26:11 | 43/104 | 41 | 39/89 | 44 | 4/15 | 27 | 12/19 | 63 | 7 | 40 | 47 | 35 | 13 | 5 | 1 | 15 | 27 | -40 | 102 | |
| 20 | SANZ Nelson | 4.5 | 6 | 1:00:22 | 13/30 | 43 | 13/30 | 43 | | | 3/7 | 43 | 3 | 15 | 18 | 4 | 8 | 2 | | 14 | 7 | -22 | 29 | |
| 23 | VARGAS Jhoan | 2.0 | 6 | 2:46:47 | 19/62 | 31 | 19/62 | 31 | | | 1/2 | 50 | 7 | 8 | 15 | 16 | 7 | 3 | 2 | 10 | 8 | -56 | 39 | |
| 30 | PEREZ Rodrigo | 4.0 | 4 | 24:58 | 1/7 | 14 | 1/6 | 17 | 0/1 | 0 | 1/2 | 50 | | 6 | 6 | 3 | 2 | 1 | | 2 | 2 | -7 | 3 | |
| 33 | GRANADOS Joymar | 2.5 | 5 | 38:44 | 6/14 | 43 | 6/14 | 43 | | | | | 2 | 4 | 6 | 5 | 2 | 1 | | 5 | 1 | -3 | 12 | |
| Team / Coach | | | | | | | | | | | | | | | | | | | | | | | | |
| Totals | | | | | 140/357 | 39 | 128/309 | 41 | 12/48 | 25 | 34/63 | 54 | 40 | 167 | 207 | 117 | 84 | 34 | 6 | 104 | 95 | -67 | 326 | |
| Opponents | | | | | 168/381 | 44 | 159/340 | 47 | 9/41 | 22 | 48/81 | 59 | 56 | 188 | 244 | 139 | 67 | 32 | 6 | 98 | 105 | 67 | 393 | |

Team Totals

| | COL | Opponents |
|-----------------------|------------------|-------------------|
| Points from Turnovers | 53 | 75 |
| Points in the Paint | 178 (89/191) 47% | 208 (104/198) 53% |
| Second Chance Points | 23 | 50 |
| Fast Break Points | 39 | 49 |
| Bench Points | 77 | 129 |

Player Averages

| No. | Name | Sport Class | GP | MPG | Field Goals | | 2 Points | | | 3 Points | | Free Throws | | Rebounds | | | AS | TO | ST | BS | PF | FD | +/- | PPG |
|------------------|------------------|-------------|----|------|-------------|----|-----------|----|---------|----------|----------|-------------|-----|----------|------|------|------|-----|-----|------|------|-------|-------|-----|
| | | | | | M/A | % | M/A | % | M/A | % | M/A | % | OR | DR | TOT | | | | | | | | | |
| 3 | VEGA Raul | 1.0 | 6 | 35.3 | 0.2/1.3 | 13 | 0.2/1.2 | 14 | 0.0/0.2 | 0 | | | 0.7 | 1.5 | 2.2 | 0.5 | 1.3 | 0.5 | | 2.8 | 0.3 | -13.0 | 0.3 | |
| 4 | GARCES Hector | 3.5 | 6 | 8.0 | 0.8/2.0 | 42 | 0.8/2.0 | 42 | | | 0.0/0.2 | 0 | | 1.5 | 1.5 | | 0.3 | 0.3 | 0.2 | 0.3 | 0.5 | -1.7 | 1.7 | |
| 5 | ALZATE Guillermo | 1.5 | 5 | 16.1 | 1.0/2.6 | 38 | 1.0/2.6 | 38 | | | 0.0/0.2 | 0 | | 0.4 | 0.4 | 0.6 | 0.2 | 0.2 | 0.2 | 1.8 | 0.4 | -0.4 | 2.0 | |
| 9 | FLOREZ Andres | 1.0 | 3 | 7.0 | 0.3/0.7 | 50 | 0.3/0.7 | 50 | | | | | 0.7 | 0.7 | 1.3 | | 0.7 | | | 0.3 | 0.3 | 0.7 | 0.7 | |
| 10 | LEEP Jose | 3.0 | 6 | 28.4 | 2.3/5.8 | 40 | 1.3/2.5 | 53 | 1.0/3.3 | 30 | 1.2/1.8 | 64 | 0.8 | 2.5 | 3.3 | 5.0 | 1.8 | 0.7 | | 1.5 | 3.2 | -9.7 | 6.8 | |
| 14 | DIAZ Daniel (C) | 4.5 | 6 | 28.0 | 5.3/11.5 | 46 | 5.0/9.7 | 52 | 0.3/1.8 | 18 | 1.7/3.3 | 50 | 0.8 | 7.0 | 7.8 | 3.0 | 3.0 | 2.0 | | 3.3 | 3.8 | -7.7 | 12.7 | |
| 18 | ESCOBAR Juan | 3.5 | 1 | 3.5 | 0.0/1.0 | 0 | 0.0/1.0 | 0 | | | | | | | | | 1.0 | | | | | | -15.0 | |
| 19 | HERNANDEZ Jhon | 3.5 | 6 | 34.4 | 7.2/17.3 | 41 | 6.5/14.8 | 44 | 0.7/2.5 | 27 | 2.0/3.2 | 63 | 1.2 | 6.7 | 7.8 | 5.8 | 2.2 | 0.8 | 0.2 | 2.5 | 4.5 | -6.7 | 17.0 | |
| 20 | SANZ Nelson | 4.5 | 6 | 10.1 | 2.2/5.0 | 43 | 2.2/5.0 | 43 | | | 0.5/1.2 | 43 | 0.5 | 2.5 | 3.0 | 0.7 | 1.3 | 0.3 | | 2.3 | 1.2 | -3.7 | 4.8 | |
| 23 | VARGAS Jhoan | 2.0 | 6 | 27.8 | 3.2/10.3 | 31 | 3.2/10.3 | 31 | | | 0.2/0.3 | 50 | 1.2 | 1.3 | 2.5 | 2.7 | 1.2 | 0.5 | 0.3 | 1.7 | 1.3 | -9.3 | 6.5 | |
| 30 | PEREZ Rodrigo | 4.0 | 4 | 6.2 | 0.3/1.8 | 14 | 0.3/1.5 | 17 | 0.0/0.3 | 0 | 0.3/0.5 | 50 | | 1.5 | 1.5 | 0.8 | 0.5 | 0.3 | | 0.5 | 0.5 | -1.8 | 0.8 | |
| 33 | GRANADOS Joymar | 2.5 | 5 | 7.7 | 1.2/2.8 | 43 | 1.2/2.8 | 43 | | | | | 0.4 | 0.8 | 1.2 | 1.0 | 0.4 | 0.2 | | 1.0 | 0.2 | -0.6 | 2.4 | |
| Team / Coach | | | | | | | | | | | | | | | | | | | | | | | | |
| Totals | | | | | 23.3/59.5 | 39 | 21.3/51.5 | 41 | 2.0/8.0 | 25 | 5.7/10.5 | 54 | 6.7 | 27.8 | 34.5 | 19.5 | 14.0 | 5.7 | 1.0 | 17.3 | 15.8 | -11.2 | 54.3 | |
| Opponents | | | | | 28.0/63.5 | 44 | 26.5/56.7 | 47 | 1.5/6.8 | 22 | 8.0/13.5 | 59 | 9.3 | 31.3 | 40.7 | 23.2 | 11.2 | 5.3 | 1.0 | 16.3 | 17.5 | 11.2 | 65.5 | |

Team Averages

| | COL | Opponents |
|-----------------------|------|-----------|
| Points from Turnovers | 8.8 | 12.5 |
| Points in the Paint | 29.7 | 34.7 |
| Second Chance Points | 3.8 | 8.3 |
| Fast Break Points | 6.5 | 8.2 |
| Bench Points | 12.8 | 21.5 |



Cumulative Statistics

チームの累積統計

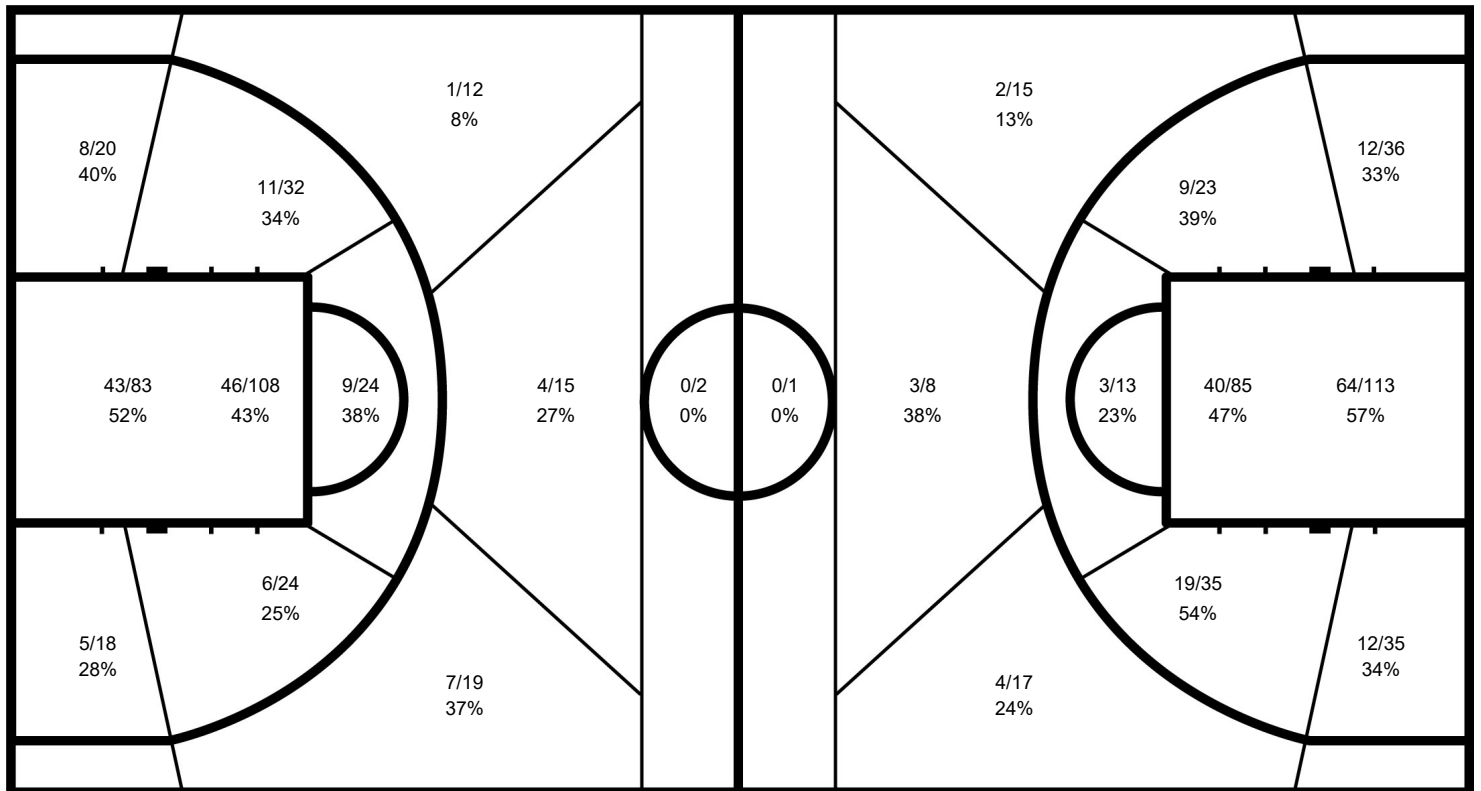
COL - Colombia

After 6 games

| Phase | COL Played | Score | | Field Goals | | 2 Points | | 3 Points | | Free Throws | | Rebounds | | | AS | TO | ST | BS | PF | FD |
|------------------------------|------------|-------|------|-------------|----|----------|----|----------|----|-------------|----|----------|----|-----|----|----|----|----|----|----|
| | | | | M / A | % | M / A | % | M / A | % | M / A | % | OR | DR | TOT | | | | | | |
| Preliminary Round Group A | JPN | 56-63 | For | 25/61 | 41 | 21/53 | 40 | 4/8 | 50 | 2/4 | 50 | 4 | 32 | 36 | 18 | 11 | 2 | 1 | 9 | 13 |
| | | | Agn. | 30/72 | 42 | 27/62 | 44 | 3/10 | 30 | | | 9 | 32 | 41 | 23 | 8 | 1 | | 13 | 11 |
| Preliminary Round Group A | ESP | 56-74 | For | 23/59 | 39 | 19/46 | 41 | 4/13 | 31 | 6/13 | 46 | 5 | 22 | 27 | 18 | 15 | 8 | | 24 | 17 |
| | | | Agn. | 31/62 | 50 | 31/54 | 57 | 0/8 | 0 | 12/24 | 50 | 12 | 34 | 46 | 27 | 14 | 5 | 3 | 17 | 24 |
| Preliminary Round Group A | KOR | 54-66 | For | 24/63 | 38 | 22/56 | 39 | 2/7 | 29 | 4/10 | 40 | 9 | 25 | 34 | 21 | 17 | 8 | 2 | 23 | 18 |
| | | | Agn. | 27/58 | 47 | 26/56 | 46 | 1/2 | 50 | 11/18 | 61 | 9 | 32 | 41 | 25 | 17 | 8 | | 19 | 23 |
| Preliminary Round Group A | TUR | 38-80 | For | 17/58 | 29 | 15/50 | 30 | 2/8 | 25 | 2/4 | 50 | 6 | 25 | 31 | 13 | 16 | 4 | 1 | 16 | 10 |
| | | | Agn. | 36/66 | 55 | 34/63 | 54 | 2/3 | 67 | 6/12 | 50 | 7 | 36 | 43 | 30 | 9 | 7 | | 11 | 16 |
| Preliminary Round Group A | CAN | 52-63 | For | 22/56 | 39 | 22/49 | 45 | 0/7 | 0 | 8/12 | 67 | 7 | 29 | 36 | 18 | 12 | 2 | 2 | 17 | 16 |
| | | | Agn. | 25/63 | 40 | 24/56 | 43 | 1/7 | 14 | 12/14 | 86 | 10 | 28 | 38 | 20 | 4 | 5 | 2 | 17 | 17 |
| Classification Playoff 11/12 | ALG | 70-47 | For | 29/60 | 48 | 29/55 | 53 | 0/5 | 0 | 12/20 | 60 | 9 | 34 | 43 | 29 | 13 | 10 | | 15 | 21 |
| | | | Agn. | 19/60 | 32 | 17/49 | 35 | 2/11 | 18 | 7/13 | 54 | 9 | 26 | 35 | 14 | 15 | 6 | 1 | 21 | 14 |

COL - Colombia

Opponents



COL

| | M / A | % |
|-------------|-----------|----|
| Field Goals | 140 / 357 | 39 |
| 2 Points | 128 / 309 | 41 |
| 3 Points | 12 / 48 | 25 |
| Free Throws | 34 / 63 | 54 |

Opponents

| % | M / A | |
|----|-----------|-------------|
| 44 | 168 / 381 | Field Goals |
| 47 | 159 / 340 | 2 Points |
| 22 | 9 / 41 | 3 Points |
| 59 | 48 / 81 | Free Throws |



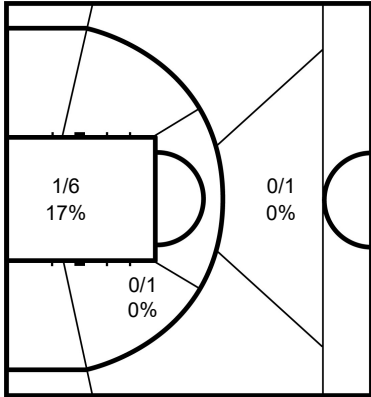
Cumulative Statistics

チームの累積統計

COL - Colombia

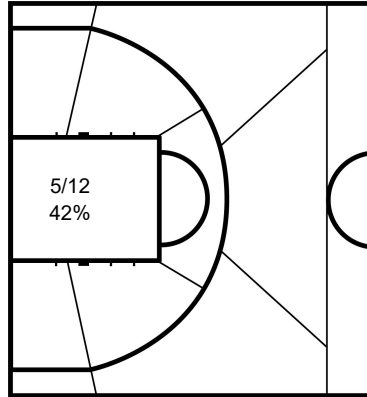
After 6 games

3 VEGA Raul



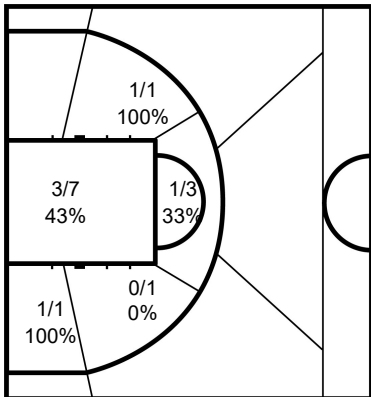
| | M / A | % |
|-------------|-------|----|
| Field Goals | 1 / 8 | 13 |
| 2 Points | 1 / 7 | 14 |
| 3 Points | 0 / 1 | 0 |
| Free Throws | | |

4 GARCES Hector



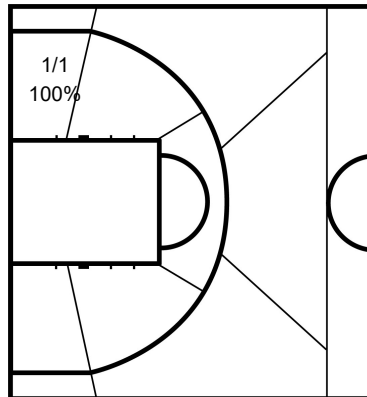
| | M / A | % |
|-------------|--------|----|
| Field Goals | 5 / 12 | 42 |
| 2 Points | 5 / 12 | 42 |
| 3 Points | | |
| Free Throws | 0 / 1 | 0 |

5 ALZATE Guillermo



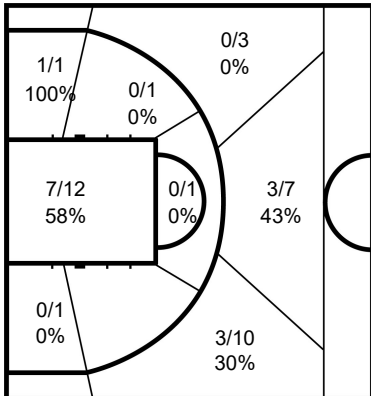
| | M / A | % |
|-------------|--------|----|
| Field Goals | 5 / 13 | 38 |
| 2 Points | 5 / 13 | 38 |
| 3 Points | | |
| Free Throws | 0 / 1 | 0 |

9 FLOREZ Andres



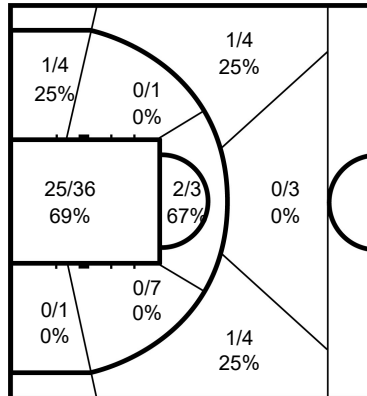
| | M / A | % |
|-------------|-------|----|
| Field Goals | 1 / 2 | 50 |
| 2 Points | 1 / 2 | 50 |
| 3 Points | | |
| Free Throws | | |

10 LEEP Jose



| | M / A | % |
|-------------|---------|----|
| Field Goals | 14 / 35 | 40 |
| 2 Points | 8 / 15 | 53 |
| 3 Points | 6 / 20 | 30 |
| Free Throws | 7 / 11 | 64 |

14 DIAZ Daniel



| | M / A | % |
|-------------|---------|----|
| Field Goals | 32 / 69 | 46 |
| 2 Points | 30 / 58 | 52 |
| 3 Points | 2 / 11 | 18 |
| Free Throws | 10 / 20 | 50 |



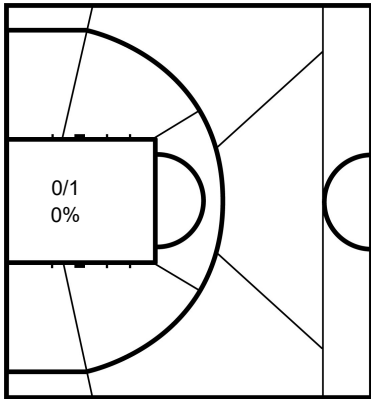
Cumulative Statistics

チームの累積統計

COL - Colombia

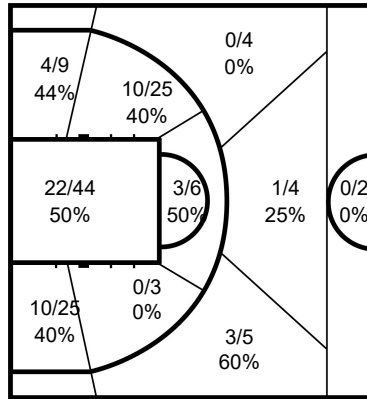
After 6 games

18 ESCOBAR Juan



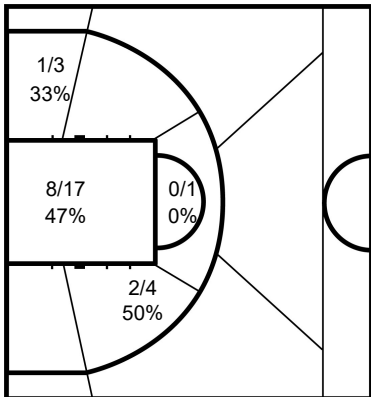
| | M / A | % |
|-------------|-------|---|
| Field Goals | 0 / 1 | 0 |
| 2 Points | 0 / 1 | 0 |
| 3 Points | | |
| Free Throws | | |

19 HERNANDEZ Jhon



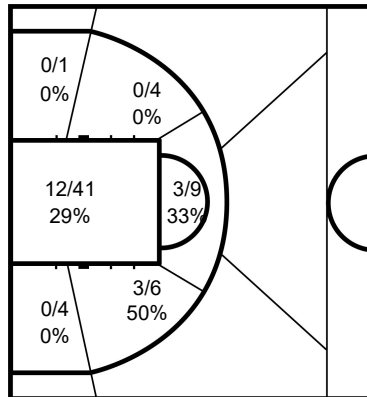
| | M / A | % |
|-------------|----------|----|
| Field Goals | 43 / 104 | 41 |
| 2 Points | 39 / 89 | 44 |
| 3 Points | 4 / 15 | 27 |
| Free Throws | 12 / 19 | 63 |

20 SANZ Nelson



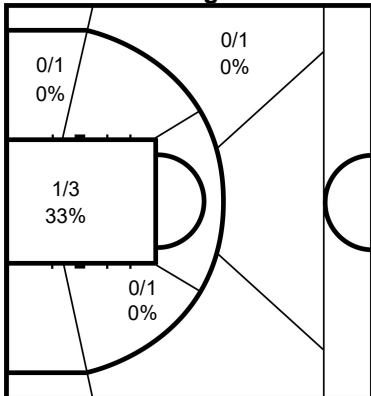
| | M / A | % |
|-------------|---------|----|
| Field Goals | 13 / 30 | 43 |
| 2 Points | 13 / 30 | 43 |
| 3 Points | | |
| Free Throws | 3 / 7 | 43 |

23 VARGAS Jhoan



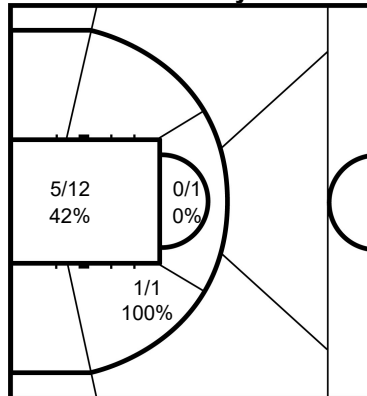
| | M / A | % |
|-------------|---------|----|
| Field Goals | 19 / 62 | 31 |
| 2 Points | 19 / 62 | 31 |
| 3 Points | | |
| Free Throws | 1 / 2 | 50 |

30 PEREZ Rodrigo



| | M / A | % |
|-------------|-------|----|
| Field Goals | 1 / 7 | 14 |
| 2 Points | 1 / 6 | 17 |
| 3 Points | 0 / 1 | 0 |
| Free Throws | 1 / 2 | 50 |

33 GRANADOS Joymar



| | M / A | % |
|-------------|--------|----|
| Field Goals | 6 / 14 | 43 |
| 2 Points | 6 / 14 | 43 |
| 3 Points | | |
| Free Throws | | |

| Legend: | | | |
|---------|-------------------------|-----|--------------------|
| % | Shooting Percentage | (C) | Captain |
| BS | Blocked Shots | DR | Defensive Rebounds |
| MPG | Minutes Played per Game | No. | Uniform Number |
| PTS | Points | ST | Steals |
| +/- | Plus-Minus | FD | Fouls Drawn |
| Agn. | Against | OR | Offensive Rebounds |
| GP | Games Played | TO | Turnovers |
| AS | Assists | PF | Fouls |
| M / A | Made / Attempts | TOT | Total Rebounds |
| PPG | Points per Game | | |
| TP | Time Played | | |



Cumulative Statistics

チームの累積統計

ALG - Algeria

After 6 games

Player Totals

| No. | Name | Sport Class | GP | TP | Field Goals | | 2 Points | | 3 Points | | Free Throws | | Rebounds | | | AS | TO | ST | BS | PF | FD | +/- | PTS | |
|------------------|-----------------------|-------------|----|---------|-------------|----|----------|----|----------|----|-------------|-----|----------|-----|-----|-----|-----|----|----|----|------|------|-----|--|
| | | | | | M/A | % | M/A | % | M/A | % | M/A | % | OR | DR | TOT | | | | | | | | | |
| 4 | BAGHRADJI Oussama | 1.5 | 1 | 7:22 | | | | | | | | | | | | | | | | | | | -8 | |
| 5 | BENREDOUANE Abdennour | 4.0 | 5 | 54:15 | 2/14 | 14 | 2/12 | 17 | 0/2 | 0 | 2/2 | 100 | 1 | 10 | 11 | 4 | 7 | 5 | | 11 | 5 | -52 | 6 | |
| 6 | BADRANE Ayoub | 2.5 | 5 | 1:21:13 | 10/29 | 34 | 9/22 | 41 | 1/7 | 14 | 1/2 | 50 | 2 | 3 | 5 | 4 | 6 | | 7 | 2 | -59 | 22 | | |
| 7 | MANSOURI Rafik | 2.0 | 6 | 2:14:57 | 12/35 | 34 | 12/34 | 35 | 0/1 | 0 | 2/2 | 100 | 4 | 6 | 10 | 9 | 8 | | 14 | 4 | -126 | 26 | | |
| 8 | ABASSI Mostefa | 2.5 | 3 | 35:35 | | | | | | | | | 1 | 1 | 2 | | 3 | 1 | | | 1 | -43 | | |
| 9 | GUEDOUN Nabil (C) | 4.0 | 6 | 1:57:23 | 21/74 | 28 | 21/64 | 33 | 0/10 | 0 | 5/13 | 38 | 11 | 18 | 29 | 20 | 19 | 5 | 1 | 10 | 24 | -99 | 47 | |
| 10 | BADACHE Hakim | 4.0 | 3 | 16:10 | 1/7 | 14 | 1/6 | 17 | 0/1 | 0 | | | | 4 | 4 | | 2 | 1 | | 3 | 3 | -22 | 2 | |
| 11 | LADJADJAT Samir | 3.5 | 6 | 1:09:31 | 6/28 | 21 | 6/28 | 21 | | | 0/4 | 0 | 1 | 11 | 12 | 5 | 4 | | 3 | 4 | -74 | 12 | | |
| 12 | ABBAD Abderraouf | 1.0 | 6 | 3:48:42 | 0/4 | 0 | 0/4 | 0 | | | 1/2 | 50 | 3 | | 3 | 2 | 6 | 2 | | 7 | 5 | -199 | 1 | |
| 13 | ZIDI Omar | 4.0 | 6 | 2:18:55 | 18/49 | 37 | 18/49 | 37 | | | 5/12 | 42 | 6 | 41 | 47 | 15 | 22 | 3 | 1 | 14 | 12 | -105 | 41 | |
| 14 | MEGUEDEDEM Abdelkarim | 3.0 | 6 | 3:22:50 | 15/30 | 50 | 15/29 | 52 | 0/1 | 0 | 5/10 | 50 | 4 | 16 | 20 | 5 | 5 | 5 | 1 | 17 | 15 | -164 | 35 | |
| 15 | AYACHE Bilel | 3.5 | 5 | 1:53:07 | 24/65 | 37 | 18/44 | 41 | 6/21 | 29 | 3/5 | 60 | 1 | 21 | 22 | 14 | 17 | 2 | | 11 | 6 | -109 | 57 | |
| Team / Coach | | | | | | | | | | | | | | | | | | | | | | | | |
| Totals | | | | | 109/335 | 33 | 102/292 | 35 | 7/43 | 16 | 24/52 | 46 | 38 | 148 | 186 | 78 | 110 | 24 | 3 | 97 | 81 | -212 | 249 | |
| Opponents | | | | | 201/403 | 50 | 191/371 | 51 | 10/32 | 31 | 49/92 | 53 | 72 | 198 | 270 | 173 | 53 | 54 | 7 | 82 | 97 | 212 | 461 | |

Team Totals

| | ALG | Opponents |
|-----------------------|------------------|-------------------|
| Points from Turnovers | 23 | 134 |
| Points in the Paint | 112 (56/138) 41% | 248 (124/223) 56% |
| Second Chance Points | 21 | 59 |
| Fast Break Points | 22 | 65 |
| Bench Points | 87 | 194 |

Player Averages

| No. | Name | Sport Class | GP | MPG | Field Goals | | 2 Points | | 3 Points | | Free Throws | | Rebounds | | | AS | TO | ST | BS | PF | FD | +/- | PPG |
|------------------|-----------------------|-------------|----|------|-------------|----|-----------|----|----------|----|-------------|-----|----------|------|------|------|------|-----|-----|------|-------|-------|------|
| | | | | | M/A | % | M/A | % | M/A | % | M/A | % | OR | DR | TOT | | | | | | | | |
| 4 | BAGHRADJI Oussama | 1.5 | 1 | 7.4 | | | | | | | | | | | | | | | | | | -8.0 | |
| 5 | BENREDOUANE Abdennour | 4.0 | 5 | 10.9 | 0.4/2.8 | 14 | 0.4/2.4 | 17 | 0.0/0.4 | 0 | 0.4/0.4 | 100 | 0.2 | 2.0 | 2.2 | 0.8 | 1.4 | 1.0 | | 2.2 | 1.0 | -10.4 | 1.2 |
| 6 | BADRANE Ayoub | 2.5 | 5 | 16.2 | 2.0/5.8 | 34 | 1.8/4.4 | 41 | 0.2/1.4 | 14 | 0.2/0.4 | 50 | 0.4 | 0.6 | 1.0 | 0.8 | 1.2 | | 1.4 | 0.4 | -11.8 | 4.4 | |
| 7 | MANSOURI Rafik | 2.0 | 6 | 22.5 | 2.0/5.8 | 34 | 2.0/5.7 | 35 | 0.0/0.2 | 0 | 0.3/0.3 | 100 | 0.7 | 1.0 | 1.7 | 1.5 | 1.3 | | 2.3 | 0.7 | -21.0 | 4.3 | |
| 8 | ABASSI Mostefa | 2.5 | 3 | 11.9 | | | | | | | | | 0.3 | 0.3 | 0.7 | | 1.0 | 0.3 | | | 0.3 | -14.3 | |
| 9 | GUEDOUN Nabil (C) | 4.0 | 6 | 19.6 | 3.5/12.3 | 28 | 3.5/10.7 | 33 | 0.0/1.7 | 0 | 0.8/2.2 | 38 | 1.8 | 3.0 | 4.8 | 3.3 | 3.2 | 0.8 | 0.2 | 1.7 | 4.0 | -16.5 | 7.8 |
| 10 | BADACHE Hakim | 4.0 | 3 | 5.4 | 0.3/2.3 | 14 | 0.3/2.0 | 17 | 0.0/0.3 | 0 | | | | 1.3 | 1.3 | | 0.7 | 0.3 | | 1.0 | 1.0 | -7.3 | 0.7 |
| 11 | LADJADJAT Samir | 3.5 | 6 | 11.6 | 1.0/4.7 | 21 | 1.0/4.7 | 21 | | | 0.0/0.7 | 0 | 0.2 | 1.8 | 2.0 | 0.8 | 0.7 | | 0.5 | 0.7 | -12.3 | 2.0 | |
| 12 | ABBAD Abderraouf | 1.0 | 6 | 38.1 | 0.0/0.7 | 0 | 0.0/0.7 | 0 | | | 0.2/0.3 | 50 | 0.5 | | 0.5 | 0.3 | 1.0 | 0.3 | | 1.2 | 0.8 | -33.2 | 0.2 |
| 13 | ZIDI Omar | 4.0 | 6 | 23.2 | 3.0/8.2 | 37 | 3.0/8.2 | 37 | | | 0.8/2.0 | 42 | 1.0 | 6.8 | 7.8 | 2.5 | 3.7 | 0.5 | 0.2 | 2.3 | 2.0 | -17.5 | 6.8 |
| 14 | MEGUEDEDEM Abdelkarim | 3.0 | 6 | 33.8 | 2.5/5.0 | 50 | 2.5/4.8 | 52 | 0.0/0.2 | 0 | 0.8/1.7 | 50 | 0.7 | 2.7 | 3.3 | 0.8 | 0.8 | 0.8 | 0.2 | 2.8 | 2.5 | -27.3 | 5.8 |
| 15 | AYACHE Bilel | 3.5 | 5 | 22.6 | 4.8/13.0 | 37 | 3.6/8.8 | 41 | 1.2/4.2 | 29 | 0.6/1.0 | 60 | 0.2 | 4.2 | 4.4 | 2.8 | 3.4 | 0.4 | | 2.2 | 1.2 | -21.8 | 11.4 |
| Team / Coach | | | | | | | | | | | | | | | | | | | | | | | |
| Totals | | | | | 18.2/55.8 | 33 | 17.0/48.7 | 35 | 1.2/7.2 | 16 | 4.0/8.7 | 46 | 6.3 | 24.7 | 31.0 | 13.0 | 18.3 | 4.0 | 0.5 | 16.2 | 13.5 | -35.3 | 41.5 |
| Opponents | | | | | 33.5/67.2 | 50 | 31.8/61.8 | 51 | 1.7/5.3 | 31 | 8.2/15.3 | 53 | 12.0 | 33.0 | 45.0 | 28.8 | 8.8 | 9.0 | 1.2 | 13.7 | 16.2 | 35.3 | 76.8 |

Team Averages

| | ALG | Opponents |
|-----------------------|------|-----------|
| Points from Turnovers | 3.8 | 22.3 |
| Points in the Paint | 18.7 | 41.3 |
| Second Chance Points | 3.5 | 9.8 |
| Fast Break Points | 3.7 | 10.8 |
| Bench Points | 14.5 | 32.3 |



Cumulative Statistics

チームの累積統計

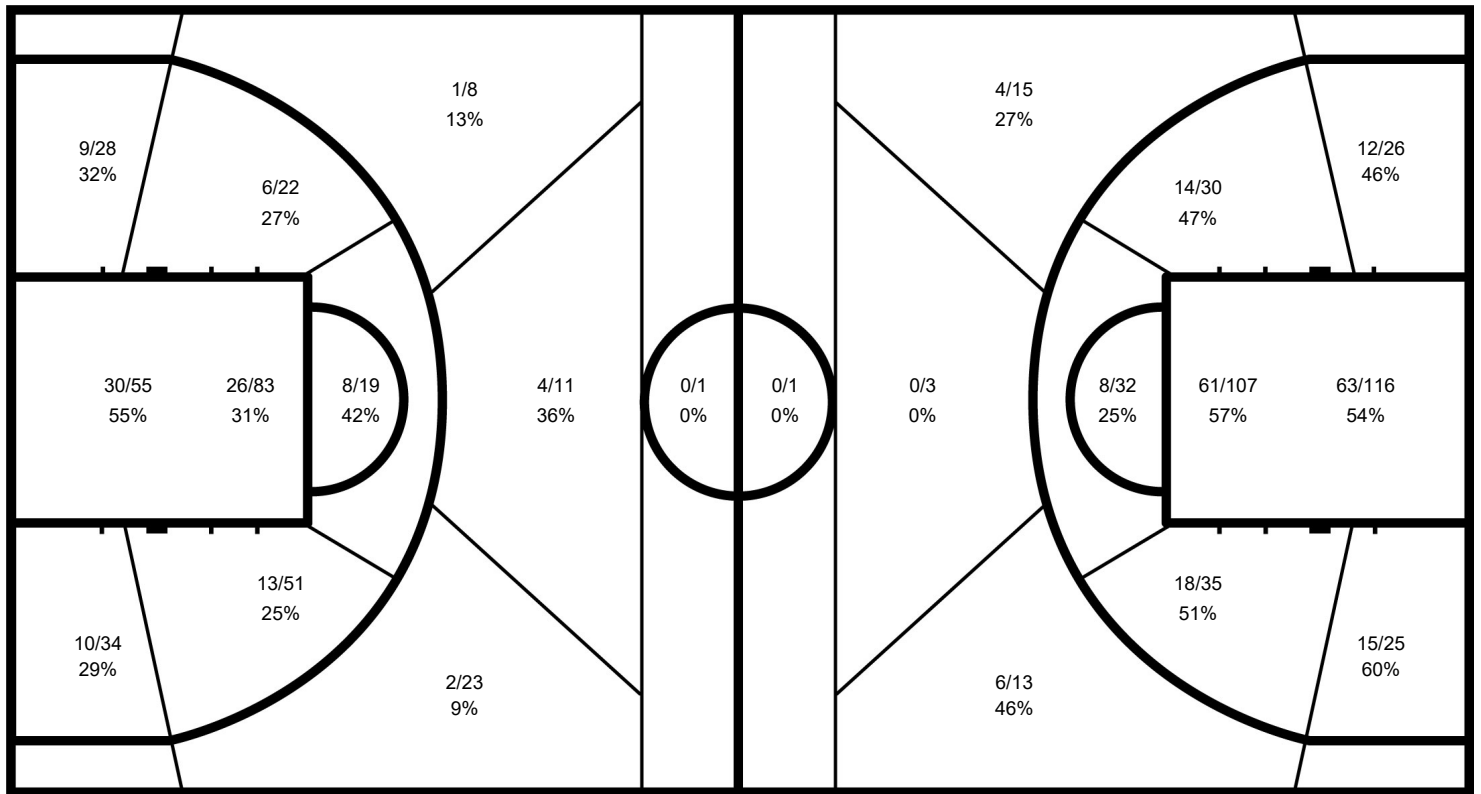
ALG - Algeria

After 6 games

| Phase | ALG Played | Score | | Field Goals | | 2 Points | | 3 Points | | Free Throws | | Rebounds | | | AS | TO | ST | BS | PF | FD |
|------------------------------|------------|-------|------|-------------|----|----------|----|----------|----|-------------|----|----------|----|-----|----|----|----|----|----|----|
| | | | | M / A | % | M / A | % | M / A | % | M / A | % | OR | DR | TOT | | | | | | |
| Preliminary Round Group B | GBR | 43-70 | For | 20/62 | 32 | 18/55 | 33 | 2/7 | 29 | 1/7 | 14 | 12 | 28 | 40 | 14 | 21 | 7 | | 17 | 14 |
| | | | Agn. | 31/69 | 45 | 30/65 | 46 | 1/4 | 25 | 7/14 | 50 | 12 | 32 | 44 | 24 | 13 | 7 | 5 | 14 | 17 |
| Preliminary Round Group B | AUS | 37-83 | For | 16/50 | 32 | 16/45 | 36 | 0/5 | 0 | 5/8 | 63 | 1 | 24 | 25 | 13 | 23 | 2 | 1 | 12 | 11 |
| | | | Agn. | 36/68 | 53 | 33/63 | 52 | 3/5 | 60 | 8/14 | 57 | 12 | 33 | 45 | 35 | 8 | 11 | | 11 | 12 |
| Preliminary Round Group B | IRI | 47-81 | For | 18/44 | 41 | 17/40 | 43 | 1/4 | 25 | 10/18 | 56 | 6 | 22 | 28 | 18 | 21 | 3 | | 16 | 19 |
| | | | Agn. | 38/76 | 50 | 37/74 | 50 | 1/2 | 50 | 4/12 | 33 | 20 | 25 | 45 | 26 | 3 | 10 | 1 | 19 | 16 |
| Preliminary Round Group B | GER | 50-71 | For | 24/63 | 38 | 23/58 | 40 | 1/5 | 20 | 1/4 | 25 | 5 | 30 | 35 | 10 | 13 | 3 | | 15 | 15 |
| | | | Agn. | 28/66 | 42 | 25/56 | 45 | 3/10 | 30 | 12/20 | 60 | 9 | 36 | 45 | 25 | 7 | 5 | 1 | 15 | 15 |
| Preliminary Round Group B | USA | 25-86 | For | 12/56 | 21 | 11/45 | 24 | 1/11 | 9 | 0/2 | 0 | 5 | 18 | 23 | 9 | 17 | 3 | 1 | 16 | 8 |
| | | | Agn. | 39/64 | 61 | 37/58 | 64 | 2/6 | 33 | 6/12 | 50 | 10 | 38 | 48 | 34 | 9 | 11 | | 8 | 16 |
| Classification Playoff 11/12 | COL | 47-70 | For | 19/60 | 32 | 17/49 | 35 | 2/11 | 18 | 7/13 | 54 | 9 | 26 | 35 | 14 | 15 | 6 | 1 | 21 | 14 |
| | | | Agn. | 29/60 | 48 | 29/55 | 53 | 0/5 | 0 | 12/20 | 60 | 9 | 34 | 43 | 29 | 13 | 10 | | 15 | 21 |

ALG - Algeria

Opponents



ALG

| | M / A | % |
|-------------|-----------|----|
| Field Goals | 109 / 335 | 33 |
| 2 Points | 102 / 292 | 35 |
| 3 Points | 7 / 43 | 16 |
| Free Throws | 24 / 52 | 46 |

Opponents

| % | M / A | |
|----|-----------|-------------|
| 50 | 201 / 403 | Field Goals |
| 51 | 191 / 371 | 2 Points |
| 31 | 10 / 32 | 3 Points |
| 53 | 49 / 92 | Free Throws |



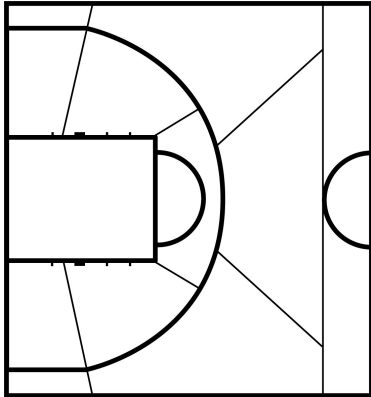
Cumulative Statistics

チームの累積統計

ALG - Algeria

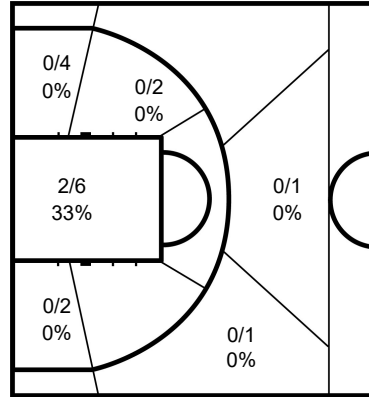
After 6 games

4 BAGHRADJI Oussama



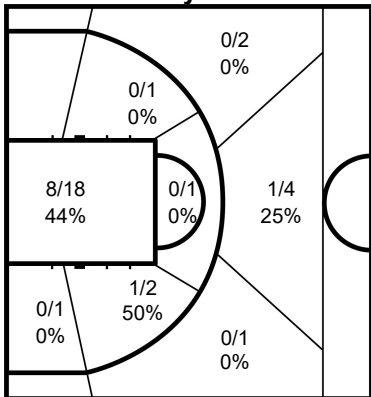
| | M / A | % |
|-------------|-------|---|
| Field Goals | | |
| 2 Points | | |
| 3 Points | | |
| Free Throws | | |

5 BENREDOUANE Abdennour



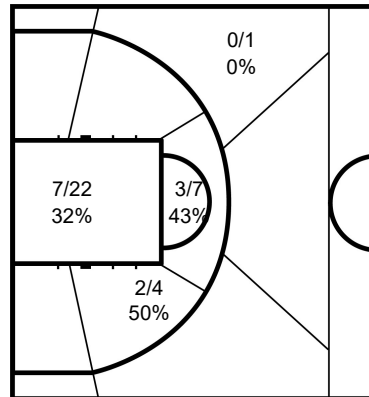
| | M / A | % |
|-------------|--------|-----|
| Field Goals | 2 / 14 | 14 |
| 2 Points | 2 / 12 | 17 |
| 3 Points | 0 / 2 | 0 |
| Free Throws | 2 / 2 | 100 |

6 BADRANE Ayoub



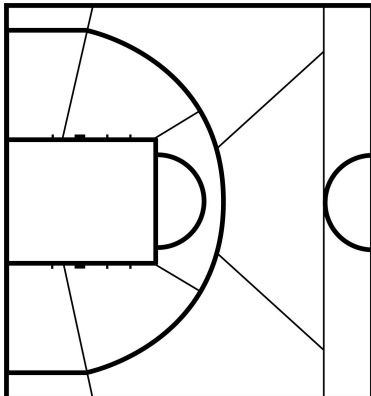
| | M / A | % |
|-------------|---------|----|
| Field Goals | 10 / 29 | 34 |
| 2 Points | 9 / 22 | 41 |
| 3 Points | 1 / 7 | 14 |
| Free Throws | 1 / 2 | 50 |

7 MANSOURI Rafik



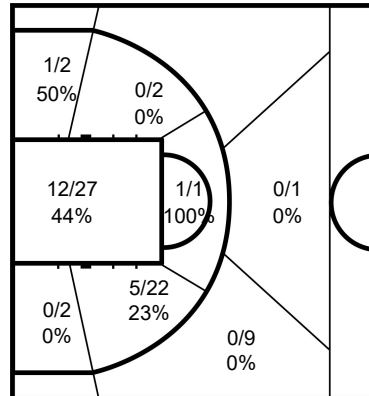
| | M / A | % |
|-------------|---------|-----|
| Field Goals | 12 / 35 | 34 |
| 2 Points | 12 / 34 | 35 |
| 3 Points | 0 / 1 | 0 |
| Free Throws | 2 / 2 | 100 |

8 ABASSI Mostefa



| | M / A | % |
|-------------|-------|---|
| Field Goals | | |
| 2 Points | | |
| 3 Points | | |
| Free Throws | | |

9 GUEDOUN Nabil



| | M / A | % |
|-------------|---------|----|
| Field Goals | 21 / 74 | 28 |
| 2 Points | 21 / 64 | 33 |
| 3 Points | 0 / 10 | 0 |
| Free Throws | 5 / 13 | 38 |



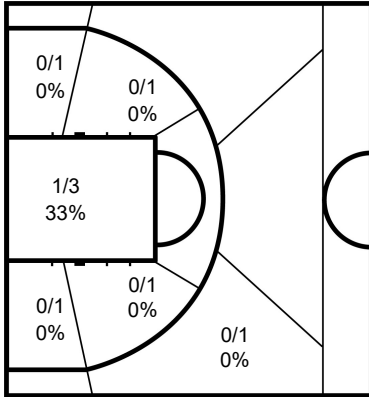
Cumulative Statistics

チームの累積統計

ALG - Algeria

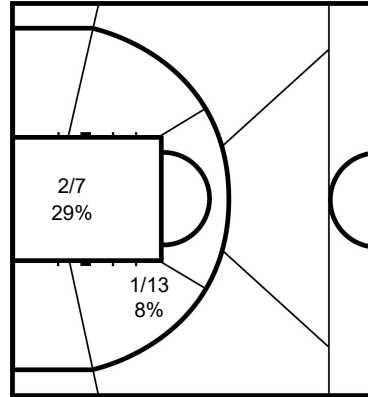
After 6 games

10 BADACHE Hakim



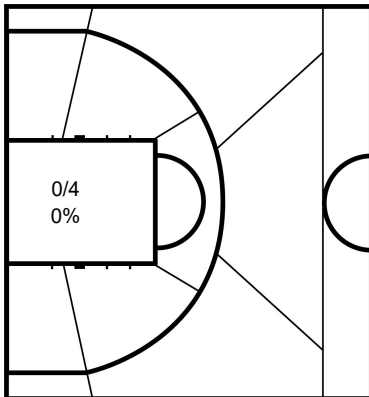
| | M / A | % |
|-------------|-------|----|
| Field Goals | 1 / 7 | 14 |
| 2 Points | 1 / 6 | 17 |
| 3 Points | 0 / 1 | 0 |
| Free Throws | | |

11 LADJADJAT Samir



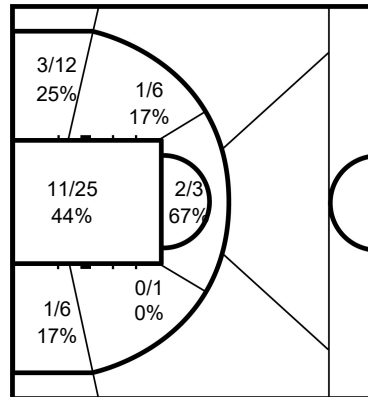
| | M / A | % |
|-------------|--------|----|
| Field Goals | 6 / 28 | 21 |
| 2 Points | 6 / 28 | 21 |
| 3 Points | | |
| Free Throws | 0 / 4 | 0 |

12 ABBAD Abderraouf



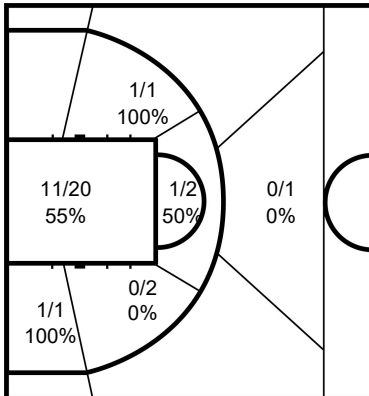
| | M / A | % |
|-------------|-------|----|
| Field Goals | 0 / 4 | 0 |
| 2 Points | 0 / 4 | 0 |
| 3 Points | | |
| Free Throws | 1 / 2 | 50 |

13 ZIDI Omar



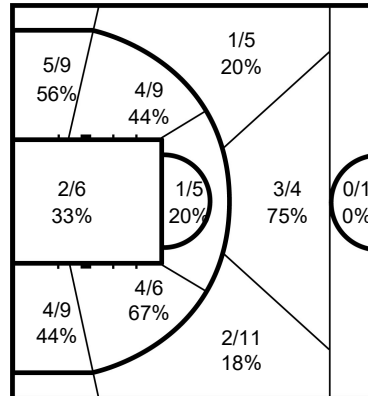
| | M / A | % |
|-------------|---------|----|
| Field Goals | 18 / 49 | 37 |
| 2 Points | 18 / 49 | 37 |
| 3 Points | | |
| Free Throws | 5 / 12 | 42 |

14 MEGUEDDEM Abdelkarim



| | M / A | % |
|-------------|---------|----|
| Field Goals | 15 / 30 | 50 |
| 2 Points | 15 / 29 | 52 |
| 3 Points | 0 / 1 | 0 |
| Free Throws | 5 / 10 | 50 |

15 AYACHE Bilel



| | M / A | % |
|-------------|---------|----|
| Field Goals | 24 / 65 | 37 |
| 2 Points | 18 / 44 | 41 |
| 3 Points | 6 / 21 | 29 |
| Free Throws | 3 / 5 | 60 |

| Legend: | | | | | | | |
|---------|-------------------------|-----|--------------------|-----|--------------------|------|-----------------------|
| % | Shooting Percentage | (C) | Captain | +/- | Plus-Minus | Agn. | Against |
| BS | Blocked Shots | DR | Defensive Rebounds | FD | Fouls Drawn | GP | Games Played |
| MPG | Minutes Played per Game | No. | Uniform Number | OR | Offensive Rebounds | PF | Fouls |
| PTS | Points | ST | Steals | TO | Turnovers | TOT | Total Rebounds |
| | | | | | | | AS Assists |
| | | | | | | | M / A Made / Attempts |
| | | | | | | | PPG Points per Game |
| | | | | | | | TP Time Played |



Team Statistics

チーム統計

As of SUN 5 SEP 2021 at 14:03

TOTAL FIELD GOALS %

| Rk | Team | GP | M/A | % |
|----|------|----|-----------|------|
| 1 | TUR | 7 | 198 / 414 | 47.8 |
| 2 | GBR | 8 | 236 / 504 | 46.8 |
| 3 | JPN | 8 | 232 / 502 | 46.2 |
| 4 | ESP | 8 | 233 / 516 | 45.2 |
| 5 | USA | 8 | 227 / 505 | 45.0 |
| 6 | AUS | 7 | 204 / 471 | 43.3 |
| 7 | GER | 7 | 177 / 431 | 41.1 |
| 8 | IRI | 6 | 150 / 366 | 41.0 |
| 9 | KOR | 6 | 149 / 378 | 39.4 |
| 10 | COL | 6 | 140 / 357 | 39.2 |
| 11 | CAN | 7 | 174 / 447 | 38.9 |
| 12 | ALG | 6 | 109 / 335 | 32.5 |

2 POINT FIELD GOALS %

| Rk | Team | GP | M/A | % |
|----|------|----|-----------|------|
| 1 | TUR | 7 | 186 / 368 | 50.5 |
| 2 | GBR | 8 | 226 / 455 | 49.7 |
| 3 | JPN | 8 | 207 / 417 | 49.6 |
| 4 | ESP | 8 | 220 / 452 | 48.7 |
| 5 | USA | 8 | 214 / 446 | 48.0 |
| 6 | AUS | 7 | 184 / 410 | 44.9 |
| 7 | GER | 7 | 152 / 347 | 43.8 |
| 8 | IRI | 6 | 142 / 341 | 41.6 |
| 9 | CAN | 7 | 157 / 378 | 41.5 |
| 10 | KOR | 6 | 135 / 326 | 41.4 |
| 11 | COL | 6 | 128 / 309 | 41.4 |
| 12 | ALG | 6 | 102 / 292 | 34.9 |

3 POINT FIELD GOALS %

| Rk | Team | GP | M/A | % |
|----|------|----|---------|------|
| 1 | AUS | 7 | 20 / 61 | 32.8 |
| 2 | IRI | 6 | 8 / 25 | 32.0 |
| 3 | GER | 7 | 25 / 84 | 29.8 |
| 4 | JPN | 8 | 25 / 85 | 29.4 |
| 5 | KOR | 6 | 14 / 52 | 26.9 |
| 6 | TUR | 7 | 12 / 46 | 26.1 |
| 7 | COL | 6 | 12 / 48 | 25.0 |
| 8 | CAN | 7 | 17 / 69 | 24.6 |
| 9 | USA | 8 | 13 / 59 | 22.0 |
| 10 | GBR | 8 | 10 / 49 | 20.4 |
| 11 | ESP | 8 | 13 / 64 | 20.3 |
| 12 | ALG | 6 | 7 / 43 | 16.3 |

FREE THROWS %

| Rk | Team | GP | M/A | % |
|----|------|----|----------|------|
| 1 | CAN | 7 | 50 / 67 | 74.6 |
| 2 | GER | 7 | 63 / 98 | 64.3 |
| 3 | KOR | 6 | 47 / 75 | 62.7 |
| 4 | USA | 8 | 53 / 87 | 60.9 |
| 5 | ESP | 8 | 77 / 130 | 59.2 |
| 6 | COL | 6 | 34 / 63 | 54.0 |
| 7 | TUR | 7 | 48 / 89 | 53.9 |
| 8 | AUS | 7 | 36 / 69 | 52.2 |
| 9 | GBR | 8 | 52 / 102 | 51.0 |
| 10 | ALG | 6 | 24 / 52 | 46.2 |
| 11 | IRI | 6 | 27 / 62 | 43.5 |
| 12 | JPN | 8 | 23 / 57 | 40.4 |

POINTS FOR

| Rk | Team | GP | Total | Avg. |
|----|------|----|-------|------|
| 1 | ESP | 8 | 556 | 69.5 |
| 2 | GBR | 8 | 534 | 66.8 |
| 3 | AUS | 7 | 464 | 66.3 |
| 4 | TUR | 7 | 456 | 65.1 |
| 5 | USA | 8 | 520 | 65.0 |
| 6 | JPN | 8 | 512 | 64.0 |
| 7 | GER | 7 | 442 | 63.1 |
| 8 | KOR | 6 | 359 | 59.8 |
| 9 | CAN | 7 | 415 | 59.3 |
| 10 | IRI | 6 | 335 | 55.8 |
| 11 | COL | 6 | 326 | 54.3 |
| 12 | ALG | 6 | 249 | 41.5 |

POINTS AGAINST

| Rk | Team | GP | Total | Avg. |
|----|------|----|-------|------|
| 1 | USA | 8 | 380 | 47.5 |
| 2 | AUS | 7 | 384 | 54.9 |
| 3 | GER | 7 | 411 | 58.7 |
| 4 | ESP | 8 | 474 | 59.3 |
| 5 | JPN | 8 | 485 | 60.6 |
| 6 | GBR | 8 | 492 | 61.5 |
| 7 | IRI | 6 | 372 | 62.0 |
| 8 | TUR | 7 | 453 | 64.7 |
| 9 | COL | 6 | 393 | 65.5 |
| 10 | KOR | 6 | 396 | 66.0 |
| 11 | CAN | 7 | 467 | 66.7 |
| 12 | ALG | 6 | 461 | 76.8 |

REBOUNDS

| Rk | Team | GP | Off. | Def. | Total | Avg. |
|----|------|----|------|------|-------|------|
| 1 | ESP | 8 | 94 | 252 | 346 | 43.3 |
| 2 | AUS | 7 | 81 | 203 | 284 | 40.6 |
| 3 | GBR | 8 | 71 | 239 | 310 | 38.8 |
| 4 | CAN | 7 | 55 | 211 | 266 | 38.0 |
| 5 | KOR | 6 | 64 | 162 | 226 | 37.7 |
| 6 | GER | 7 | 48 | 211 | 259 | 37.0 |
| 7 | USA | 8 | 56 | 234 | 290 | 36.3 |
| 8 | JPN | 8 | 52 | 234 | 286 | 35.8 |
| 9 | IRI | 6 | 60 | 151 | 211 | 35.2 |
| 10 | COL | 6 | 40 | 167 | 207 | 34.5 |
| 11 | TUR | 7 | 36 | 199 | 235 | 33.6 |
| 12 | ALG | 6 | 38 | 148 | 186 | 31.0 |

ASSISTS

| Rk | Team | GP | Total | Avg. |
|----|------|----|-------|------|
| 1 | USA | 8 | 206 | 25.8 |
| 2 | AUS | 7 | 180 | 25.7 |
| 3 | GBR | 8 | 181 | 22.6 |
| 3 | GER | 7 | 158 | 22.6 |
| 5 | TUR | 7 | 157 | 22.4 |
| 6 | JPN | 8 | 174 | 21.8 |
| 7 | KOR | 6 | 126 | 21.0 |
| 8 | ESP | 8 | 164 | 20.5 |
| 9 | IRI | 6 | 121 | 20.2 |
| 10 | COL | 6 | 117 | 19.5 |
| 11 | CAN | 7 | 134 | 19.1 |
| 12 | ALG | 6 | 78 | 13.0 |

FOULS

| Rk | Team | GP | Total | Avg. |
|----|------|----|-------|------|
| 1 | KOR | 6 | 113 | 18.8 |
| 2 | COL | 6 | 104 | 17.3 |
| 3 | CAN | 7 | 120 | 17.1 |
| 4 | ESP | 8 | 133 | 16.6 |
| 5 | ALG | 6 | 97 | 16.2 |
| 5 | IRI | 6 | 97 | 16.2 |
| 7 | AUS | 7 | 107 | 15.3 |
| 8 | GER | 7 | 106 | 15.1 |
| 9 | GBR | 8 | 114 | 14.3 |
| 10 | JPN | 8 | 110 | 13.8 |
| 11 | TUR | 7 | 88 | 12.6 |
| 12 | USA | 8 | 95 | 11.9 |

TURNOVERS

| Rk | Team | GP | Total | Avg. |
|----|------|----|-------|------|
| 1 | ALG | 6 | 110 | 18.3 |
| 2 | COL | 6 | 84 | 14.0 |
| 3 | ESP | 8 | 111 | 13.9 |
| 4 | KOR | 6 | 82 | 13.7 |
| 5 | TUR | 7 | 91 | 13.0 |
| 6 | JPN | 8 | 92 | 11.5 |
| 7 | GBR | 8 | 90 | 11.3 |
| 8 | AUS | 7 | 74 | 10.6 |
| 8 | CAN | 7 | 74 | 10.6 |
| 10 | IRI | 6 | 62 | 10.3 |
| 11 | GER | 7 | 53 | 7.6 |
| 12 | USA | 8 | 57 | 7.1 |

STEALS

| Rk | Team | GP | Total | Avg. |
|----|------|----|-------|------|
| 1 | USA | 8 | 71 | 8.9 |
| 2 | AUS | 7 | 51 | 7.3 |
| 3 | IRI | 6 | 40 | 6.7 |
| 4 | KOR | 6 | 36 | 6.0 |
| 5 | COL | 6 | 34 | 5.7 |
| 6 | ESP | 8 | 44 | 5.5 |
| 7 | GER | 7 | 34 | 4.9 |
| 7 | TUR | 7 | 34 | 4.9 |
| 9 | JPN | 8 | 36 | 4.5 |
| 10 | ALG | 6 | 24 | 4.0 |
| 11 | CAN | 7 | 25 | 3.6 |
| 12 | GBR | 8 | 27 | 3.4 |

BLOCKED SHOTS

| Rk | Team | GP | Total | Avg. |
|----|------|----|-------|------|
| 1 | ESP | 8 | 10 | 1.3 |
| 2 | GBR | 8 | 9 | 1.1 |
| 2 | GER | 7 | 8 | 1.1 |
| 4 | COL | 6 | 6 | 1.0 |
| 5 | KOR | 6 | 5 | 0.8 |
| 6 | CAN | 7 | 5 | 0.7 |
| 6 | IRI | 6 | 4 | 0.7 |
| 8 | AUS | 7 | 4 | 0.6 |
| 8 | USA | 8 | 5 | 0.6 |
| 10 | ALG | 6 | 3 | 0.5 |
| 11 | JPN | 8 | 3 | 0.4 |
| 12 | TUR | 7 | 2 | 0.3 |



Team Statistics

チーム統計

As of SUN 5 SEP 2021 at 14:03

TOTAL FIELD GOALS MADE

| Rk | Team | GP | Total | Avg. |
|----|------|----|-------|------|
| 1 | GBR | 8 | 236 | 29.5 |
| 2 | ESP | 8 | 233 | 29.1 |
| 3 | AUS | 7 | 204 | 29.1 |
| 4 | JPN | 8 | 232 | 29.0 |
| 5 | USA | 8 | 227 | 28.4 |
| 6 | TUR | 7 | 198 | 28.3 |
| 7 | GER | 7 | 177 | 25.3 |
| 8 | IRI | 6 | 150 | 25.0 |
| 9 | CAN | 7 | 174 | 24.9 |
| 10 | KOR | 6 | 149 | 24.8 |
| 11 | COL | 6 | 140 | 23.3 |
| 12 | ALG | 6 | 109 | 18.2 |

2 POINT FIELD GOALS MADE

| Rk | Team | GP | Total | Avg. |
|----|------|----|-------|------|
| 1 | GBR | 8 | 226 | 28.3 |
| 2 | ESP | 8 | 220 | 27.5 |
| 3 | USA | 8 | 214 | 26.8 |
| 4 | TUR | 7 | 186 | 26.6 |
| 5 | AUS | 7 | 184 | 26.3 |
| 6 | JPN | 8 | 207 | 25.9 |
| 7 | IRI | 6 | 142 | 23.7 |
| 8 | KOR | 6 | 135 | 22.5 |
| 9 | CAN | 7 | 157 | 22.4 |
| 10 | GER | 7 | 152 | 21.7 |
| 11 | COL | 6 | 128 | 21.3 |
| 12 | ALG | 6 | 102 | 17.0 |

3 POINT FIELD GOALS MADE

| Rk | Team | GP | Total | Avg. |
|----|------|----|-------|------|
| 1 | GER | 7 | 25 | 3.6 |
| 2 | JPN | 8 | 25 | 3.1 |
| 3 | AUS | 7 | 20 | 2.9 |
| 4 | CAN | 7 | 17 | 2.4 |
| 5 | KOR | 6 | 14 | 2.3 |
| 6 | COL | 6 | 12 | 2.0 |
| 7 | TUR | 7 | 12 | 1.7 |
| 8 | ESP | 8 | 13 | 1.6 |
| 8 | USA | 8 | 13 | 1.6 |
| 10 | GBR | 8 | 10 | 1.3 |
| 11 | IRI | 6 | 8 | 1.3 |
| 12 | ALG | 6 | 7 | 1.2 |

FREE THROWS MADE

| Rk | Team | GP | Total | Avg. |
|----|------|----|-------|------|
| 1 | ESP | 8 | 77 | 9.6 |
| 2 | GER | 7 | 63 | 9.0 |
| 3 | KOR | 6 | 47 | 7.8 |
| 4 | CAN | 7 | 50 | 7.1 |
| 5 | TUR | 7 | 48 | 6.9 |
| 6 | USA | 8 | 53 | 6.6 |
| 7 | GBR | 8 | 52 | 6.5 |
| 8 | COL | 6 | 34 | 5.7 |
| 9 | AUS | 7 | 36 | 5.1 |
| 10 | IRI | 6 | 27 | 4.5 |
| 11 | ALG | 6 | 24 | 4.0 |
| 12 | JPN | 8 | 23 | 2.9 |

TOTAL FIELD GOAL ATTEMPTS

| Rk | Team | GP | Total | Avg. |
|----|------|----|-------|------|
| 1 | AUS | 7 | 471 | 67.3 |
| 2 | ESP | 8 | 516 | 64.5 |
| 3 | CAN | 7 | 447 | 63.9 |
| 4 | USA | 8 | 505 | 63.1 |
| 5 | GBR | 8 | 504 | 63.0 |
| 6 | KOR | 6 | 378 | 63.0 |
| 7 | JPN | 8 | 502 | 62.8 |
| 8 | GER | 7 | 431 | 61.6 |
| 9 | IRI | 6 | 366 | 61.0 |
| 10 | COL | 6 | 357 | 59.5 |
| 11 | TUR | 7 | 414 | 59.1 |
| 12 | ALG | 6 | 335 | 55.8 |

2 POINT FIELD GOAL ATTEMPTS

| Rk | Team | GP | Total | Avg. |
|----|------|----|-------|------|
| 1 | AUS | 7 | 410 | 58.6 |
| 2 | GBR | 8 | 455 | 56.9 |
| 3 | IRI | 6 | 341 | 56.8 |
| 4 | ESP | 8 | 452 | 56.5 |
| 5 | USA | 8 | 446 | 55.8 |
| 6 | KOR | 6 | 326 | 54.3 |
| 7 | CAN | 7 | 378 | 54.0 |
| 8 | TUR | 7 | 368 | 52.6 |
| 9 | JPN | 8 | 417 | 52.1 |
| 10 | COL | 6 | 309 | 51.5 |
| 11 | GER | 7 | 347 | 49.6 |
| 12 | ALG | 6 | 292 | 48.7 |

3 POINT FIELD GOAL ATTEMPTS

| Rk | Team | GP | Total | Avg. |
|----|------|----|-------|------|
| 1 | GER | 7 | 84 | 12.0 |
| 2 | JPN | 8 | 85 | 10.6 |
| 3 | CAN | 7 | 69 | 9.9 |
| 4 | AUS | 7 | 61 | 8.7 |
| 5 | KOR | 6 | 52 | 8.7 |
| 6 | ESP | 8 | 64 | 8.0 |
| 7 | COL | 6 | 48 | 8.0 |
| 8 | USA | 8 | 59 | 7.4 |
| 9 | ALG | 6 | 43 | 7.2 |
| 10 | TUR | 7 | 46 | 6.6 |
| 11 | GBR | 8 | 49 | 6.1 |
| 12 | IRI | 6 | 25 | 4.2 |

FREE THROW ATTEMPTS

| Rk | Team | GP | Total | Avg. |
|----|------|----|-------|------|
| 1 | ESP | 8 | 130 | 16.3 |
| 2 | GER | 7 | 98 | 14.0 |
| 3 | GBR | 8 | 102 | 12.8 |
| 4 | TUR | 7 | 89 | 12.7 |
| 5 | KOR | 6 | 75 | 12.5 |
| 6 | USA | 8 | 87 | 10.9 |
| 7 | COL | 6 | 63 | 10.5 |
| 8 | IRI | 6 | 62 | 10.3 |
| 9 | AUS | 7 | 69 | 9.9 |
| 10 | CAN | 7 | 67 | 9.6 |
| 11 | ALG | 6 | 52 | 8.7 |
| 12 | JPN | 8 | 57 | 7.1 |

OFFENSIVE REBOUNDS

| Rk | Team | GP | Total | Avg. |
|----|------|----|-------|------|
| 1 | ESP | 8 | 94 | 11.8 |
| 2 | AUS | 7 | 81 | 11.6 |
| 3 | KOR | 6 | 64 | 10.7 |
| 4 | IRI | 6 | 60 | 10.0 |
| 5 | GBR | 8 | 71 | 8.9 |
| 6 | CAN | 7 | 55 | 7.9 |
| 7 | USA | 8 | 56 | 7.0 |
| 8 | GER | 7 | 48 | 6.9 |
| 9 | COL | 6 | 40 | 6.7 |
| 10 | JPN | 8 | 52 | 6.5 |
| 11 | ALG | 6 | 38 | 6.3 |
| 12 | TUR | 7 | 36 | 5.1 |

DEFENSIVE REBOUNDS

| Rk | Team | GP | Total | Avg. |
|----|------|----|-------|------|
| 1 | ESP | 8 | 252 | 31.5 |
| 2 | CAN | 7 | 211 | 30.1 |
| 2 | GER | 7 | 211 | 30.1 |
| 4 | GBR | 8 | 239 | 29.9 |
| 5 | JPN | 8 | 234 | 29.3 |
| 5 | USA | 8 | 234 | 29.3 |
| 7 | AUS | 7 | 203 | 29.0 |
| 8 | TUR | 7 | 199 | 28.4 |
| 9 | COL | 6 | 167 | 27.8 |
| 10 | KOR | 6 | 162 | 27.0 |
| 11 | IRI | 6 | 151 | 25.2 |
| 12 | ALG | 6 | 148 | 24.7 |

ALLOWED FIELD GOALS

| Rk | Team | GP | Total | Avg. |
|----|------|----|-------|------|
| 1 | ALG | 6 | 201 | 33.5 |
| 2 | KOR | 6 | 171 | 28.5 |
| 3 | TUR | 7 | 198 | 28.3 |
| 4 | COL | 6 | 168 | 28.0 |
| 5 | CAN | 7 | 190 | 27.1 |
| 6 | GBR | 8 | 214 | 26.8 |
| 7 | GER | 7 | 187 | 26.7 |
| 8 | JPN | 8 | 212 | 26.5 |
| 9 | IRI | 6 | 154 | 25.7 |
| 10 | ESP | 8 | 197 | 24.6 |
| 11 | AUS | 7 | 168 | 24.0 |
| 12 | USA | 8 | 169 | 21.1 |

ALLOWED 2 POINT FIELD GOALS

| Rk | Team | GP | Total | Avg. |
|----|------|----|-------|------|
| 1 | ALG | 6 | 191 | 31.8 |
| 2 | KOR | 6 | 161 | 26.8 |
| 3 | COL | 6 | 159 | 26.5 |
| 4 | GER | 7 | 178 | 25.4 |
| 5 | JPN | 8 | 198 | 24.8 |
| 6 | TUR | 7 | 172 | 24.6 |
| 7 | CAN | 7 | 171 | 24.4 |
| 8 | IRI | 6 | 145 | 24.2 |
| 9 | GBR | 8 | 192 | 24.0 |
| 10 | AUS | 7 | 159 | 22.7 |
| 11 | ESP | 8 | 169 | 21.1 |
| 12 | USA | 8 | 158 | 19.8 |



Team Statistics

チーム統計

As of SUN 5 SEP 2021 at 14:03

ALLOWED 3 POINT FIELD GOALS

| Rk | Team | GP | Total | Avg. |
|----|------|----|-------|------|
| 1 | TUR | 7 | 26 | 3.7 |
| 2 | ESP | 8 | 28 | 3.5 |
| 3 | GBR | 8 | 22 | 2.8 |
| 4 | CAN | 7 | 19 | 2.7 |
| 5 | JPN | 8 | 14 | 1.8 |
| 6 | ALG | 6 | 10 | 1.7 |
| 6 | KOR | 6 | 10 | 1.7 |
| 8 | COL | 6 | 9 | 1.5 |
| 8 | IRI | 6 | 9 | 1.5 |
| 10 | USA | 8 | 11 | 1.4 |
| 11 | AUS | 7 | 9 | 1.3 |
| 11 | GER | 7 | 9 | 1.3 |

ALLOWED FREE THROWS

| Rk | Team | GP | Total | Avg. |
|----|------|----|-------|------|
| 1 | CAN | 7 | 68 | 9.7 |
| 2 | IRI | 6 | 55 | 9.2 |
| 3 | ALG | 6 | 49 | 8.2 |
| 4 | COL | 6 | 48 | 8.0 |
| 5 | KOR | 6 | 44 | 7.3 |
| 6 | ESP | 8 | 52 | 6.5 |
| 7 | JPN | 8 | 47 | 5.9 |
| 8 | AUS | 7 | 39 | 5.6 |
| 9 | GBR | 8 | 42 | 5.3 |
| 10 | TUR | 7 | 31 | 4.4 |
| 11 | GER | 7 | 28 | 4.0 |
| 12 | USA | 8 | 31 | 3.9 |

ALLOWED FIELD GOAL ATTEMPTS

| Rk | Team | GP | Total | Avg. |
|----|------|----|-------|------|
| 1 | TUR | 7 | 475 | 67.9 |
| 2 | ALG | 6 | 403 | 67.2 |
| 3 | GER | 7 | 451 | 64.4 |
| 4 | GBR | 8 | 512 | 64.0 |
| 5 | JPN | 8 | 510 | 63.8 |
| 6 | CAN | 7 | 445 | 63.6 |
| 7 | COL | 6 | 381 | 63.5 |
| 8 | ESP | 8 | 489 | 61.1 |
| 9 | KOR | 6 | 363 | 60.5 |
| 10 | AUS | 7 | 412 | 58.9 |
| 11 | IRI | 6 | 353 | 58.8 |
| 12 | USA | 8 | 432 | 54.0 |

ALLOWED 2 POINT FIELD GOAL ATTEMPTS

| Rk | Team | GP | Total | Avg. |
|----|------|----|-------|------|
| 1 | ALG | 6 | 371 | 61.8 |
| 2 | GER | 7 | 404 | 57.7 |
| 3 | TUR | 7 | 403 | 57.6 |
| 4 | COL | 6 | 340 | 56.7 |
| 5 | JPN | 8 | 443 | 55.4 |
| 6 | GBR | 8 | 438 | 54.8 |
| 7 | KOR | 6 | 323 | 53.8 |
| 8 | CAN | 7 | 375 | 53.6 |
| 9 | AUS | 7 | 372 | 53.1 |
| 10 | IRI | 6 | 312 | 52.0 |
| 11 | ESP | 8 | 389 | 48.6 |
| 12 | USA | 8 | 371 | 46.4 |

ALLOWED 3 POINT FIELD GOAL ATTEMPTS

| Rk | Team | GP | Total | Avg. |
|----|------|----|-------|------|
| 1 | ESP | 8 | 100 | 12.5 |
| 2 | TUR | 7 | 72 | 10.3 |
| 3 | CAN | 7 | 70 | 10.0 |
| 4 | GBR | 8 | 74 | 9.3 |
| 5 | JPN | 8 | 67 | 8.4 |
| 6 | USA | 8 | 61 | 7.6 |
| 7 | COL | 6 | 41 | 6.8 |
| 7 | IRI | 6 | 41 | 6.8 |
| 9 | GER | 7 | 47 | 6.7 |
| 10 | KOR | 6 | 40 | 6.7 |
| 11 | AUS | 7 | 40 | 5.7 |
| 12 | ALG | 6 | 32 | 5.3 |

ALLOWED FREE THROW ATTEMPTS

| Rk | Team | GP | Total | Avg. |
|----|------|----|-------|------|
| 1 | ALG | 6 | 92 | 15.3 |
| 2 | IRI | 6 | 91 | 15.2 |
| 3 | CAN | 7 | 104 | 14.9 |
| 4 | COL | 6 | 81 | 13.5 |
| 5 | ESP | 8 | 107 | 13.4 |
| 6 | KOR | 6 | 79 | 13.2 |
| 7 | AUS | 7 | 77 | 11.0 |
| 8 | GBR | 8 | 80 | 10.0 |
| 9 | USA | 8 | 70 | 8.8 |
| 10 | GER | 7 | 59 | 8.4 |
| 11 | JPN | 8 | 64 | 8.0 |
| 12 | TUR | 7 | 47 | 6.7 |

OPPONENT TOTAL FIELD GOALS %

| Rk | Team | GP | M/A | % |
|----|------|----|-----------|------|
| 1 | USA | 8 | 169 / 432 | 39.1 |
| 2 | ESP | 8 | 197 / 489 | 40.3 |
| 3 | AUS | 7 | 168 / 412 | 40.8 |
| 4 | GER | 7 | 187 / 451 | 41.5 |
| 5 | JPN | 8 | 212 / 510 | 41.6 |
| 6 | TUR | 7 | 198 / 475 | 41.7 |
| 7 | GBR | 8 | 214 / 512 | 41.8 |
| 8 | CAN | 7 | 190 / 445 | 42.7 |
| 9 | IRI | 6 | 154 / 353 | 43.6 |
| 10 | COL | 6 | 168 / 381 | 44.1 |
| 11 | KOR | 6 | 171 / 363 | 47.1 |
| 12 | ALG | 6 | 201 / 403 | 49.9 |

OPPONENT 2 POINT FIELD GOALS %

| Rk | Team | GP | M/A | % |
|----|------|----|-----------|------|
| 1 | USA | 8 | 158 / 371 | 42.6 |
| 2 | AUS | 7 | 159 / 372 | 42.7 |
| 3 | TUR | 7 | 172 / 403 | 42.7 |
| 4 | ESP | 8 | 169 / 389 | 43.4 |
| 5 | GBR | 8 | 192 / 438 | 43.8 |
| 6 | GER | 7 | 178 / 404 | 44.1 |
| 7 | JPN | 8 | 198 / 443 | 44.7 |
| 8 | CAN | 7 | 171 / 375 | 45.6 |
| 9 | IRI | 6 | 145 / 312 | 46.5 |
| 10 | COL | 6 | 159 / 340 | 46.8 |
| 11 | KOR | 6 | 161 / 323 | 49.8 |
| 12 | ALG | 6 | 191 / 371 | 51.5 |

OPPONENT 3 POINT FIELD GOALS %

| Rk | Team | GP | M/A | % |
|----|------|----|----------|------|
| 1 | USA | 8 | 11 / 61 | 18.0 |
| 2 | GER | 7 | 9 / 47 | 19.1 |
| 3 | JPN | 8 | 14 / 67 | 20.9 |
| 4 | COL | 6 | 9 / 41 | 22.0 |
| 4 | IRI | 6 | 9 / 41 | 22.0 |
| 6 | AUS | 7 | 9 / 40 | 22.5 |
| 7 | KOR | 6 | 10 / 40 | 25.0 |
| 8 | CAN | 7 | 19 / 70 | 27.1 |
| 9 | ESP | 8 | 28 / 100 | 28.0 |
| 10 | GBR | 8 | 22 / 74 | 29.7 |
| 11 | ALG | 6 | 10 / 32 | 31.3 |
| 12 | TUR | 7 | 26 / 72 | 36.1 |

OPPONENT FREE THROWS %

| Rk | Team | GP | M/A | % |
|----|------|----|----------|------|
| 1 | JPN | 8 | 47 / 64 | 73.4 |
| 2 | TUR | 7 | 31 / 47 | 66.0 |
| 3 | CAN | 7 | 68 / 104 | 65.4 |
| 4 | IRI | 6 | 55 / 91 | 60.4 |
| 5 | COL | 6 | 48 / 81 | 59.3 |
| 6 | KOR | 6 | 44 / 79 | 55.7 |
| 7 | ALG | 6 | 49 / 92 | 53.3 |
| 8 | GBR | 8 | 42 / 80 | 52.5 |
| 9 | AUS | 7 | 39 / 77 | 50.6 |
| 10 | ESP | 8 | 52 / 107 | 48.6 |
| 11 | GER | 7 | 28 / 59 | 47.5 |
| 12 | USA | 8 | 31 / 70 | 44.3 |

BENCH POINTS

| Rk | Team | GP | Total | Avg. |
|----|------|----|-------|------|
| 1 | USA | 8 | 287 | 35.9 |
| 2 | JPN | 8 | 217 | 27.1 |
| 3 | AUS | 7 | 137 | 19.6 |
| 4 | ESP | 8 | 147 | 18.4 |
| 5 | KOR | 6 | 96 | 16.0 |
| 6 | GBR | 8 | 124 | 15.5 |
| 7 | ALG | 6 | 87 | 14.5 |
| 8 | COL | 6 | 77 | 12.8 |
| 9 | GER | 7 | 86 | 12.3 |
| 10 | IRI | 6 | 67 | 11.2 |
| 11 | TUR | 7 | 73 | 10.4 |
| 12 | CAN | 7 | 71 | 10.1 |

FAST BREAK POINTS

| Rk | Team | GP | Total | Avg. |
|----|------|----|-------|------|
| 1 | JPN | 8 | 92 | 11.5 |
| 2 | USA | 8 | 80 | 10.0 |
| 3 | AUS | 7 | 54 | 7.7 |
| 3 | TUR | 7 | 54 | 7.7 |
| 5 | COL | 6 | 39 | 6.5 |
| 6 | GER | 7 | 44 | 6.3 |
| 7 | ESP | 8 | 46 | 5.8 |
| 8 | KOR | 6 | 28 | 4.7 |
| 9 | ALG | 6 | 22 | 3.7 |
| 10 | IRI | 6 | 20 | 3.3 |
| 11 | CAN | 7 | 20 | 2.9 |
| 12 | GBR | 8 | 20 | 2.5 |



Team Statistics

チーム統計

As of SUN 5 SEP 2021 at 14:03

POINTS FROM TURNOVERS

| Rk | Team | GP | Total | Avg. |
|----|------|----|-------|------|
| 1 | AUS | 7 | 126 | 18.0 |
| 2 | USA | 8 | 130 | 16.3 |
| 3 | ESP | 8 | 125 | 15.6 |
| 4 | KOR | 6 | 89 | 14.8 |
| 5 | IRI | 6 | 64 | 10.7 |
| 6 | CAN | 7 | 70 | 10.0 |
| 7 | TUR | 7 | 68 | 9.7 |
| 8 | GER | 7 | 67 | 9.6 |
| 9 | GBR | 8 | 76 | 9.5 |
| 10 | JPN | 8 | 72 | 9.0 |
| 11 | COL | 6 | 53 | 8.8 |
| 12 | ALG | 6 | 23 | 3.8 |

Legend:

% Shooting Percentage
M / A Made / Attempts

Avg. Average per Game
Off. Offensive Rebounds

Def. Defensive Rebounds
Rk Rank

GP Games Played



Individual Statistics

個人統計

As of SUN 5 SEP 2021 at 14:03

POINTS (by average)

| Rk | No. | Name | Team | GP | Total | Avg |
|----|-----|-----------------------|------|----|-------|------|
| 1 | 12 | SAYARI Mohammadhassan | IRI | 6 | 138 | 23.0 |
| 2 | 5 | GURBULAK Ozgur | TUR | 7 | 134 | 19.1 |
| 3 | 12 | ANDERSON Patrick | CAN | 7 | 133 | 19.0 |
| 4 | 23 | CHO Seung Hyun | KOR | 5 | 93 | 18.6 |
| 5 | 13 | BOEHME Thomas | GER | 7 | 127 | 18.1 |
| 6 | 4 | GONCIN Nikola | CAN | 7 | 120 | 17.1 |
| 7 | 19 | HERNANDEZ Jhon | COL | 6 | 102 | 17.0 |
| 8 | 4 | CHOUDHRY Gaz | GBR | 8 | 132 | 16.5 |
| 9 | 13 | GARCIA PEREIRO Asier | ESP | 8 | 128 | 16.0 |
| 10 | 55 | KOZAI Hiroaki | JPN | 8 | 125 | 15.6 |

POINTS (by total)

| Rk | No. | Name | Team | GP | Avg | Total |
|----|-----|-----------------------|------|----|------|-------|
| 1 | 12 | SAYARI Mohammadhassan | IRI | 6 | 23.0 | 138 |
| 2 | 5 | GURBULAK Ozgur | TUR | 7 | 19.1 | 134 |
| 3 | 12 | ANDERSON Patrick | CAN | 7 | 19.0 | 133 |
| 4 | 4 | CHOUDHRY Gaz | GBR | 8 | 16.5 | 132 |
| 5 | 13 | GARCIA PEREIRO Asier | ESP | 8 | 16.0 | 128 |
| 6 | 13 | BOEHME Thomas | GER | 7 | 18.1 | 127 |
| 7 | 55 | KOZAI Hiroaki | JPN | 8 | 15.6 | 125 |
| 8 | 4 | GONCIN Nikola | CAN | 7 | 17.1 | 120 |
| 9 | 11 | RUIZ JORDAN Jordi | ESP | 8 | 14.3 | 114 |
| 10 | 2 | WILLIAMS Jacob | USA | 8 | 13.9 | 111 |

REBOUNDS

| Rk | No. | Name | Team | GP | Off | Def | Total | Avg |
|----|-----|----------------------------|------|----|-----|-----|-------|------|
| 1 | 12 | ANDERSON Patrick | CAN | 7 | 14 | 77 | 91 | 13.0 |
| 2 | 14 | MANNING Lee | GBR | 8 | 21 | 74 | 95 | 11.9 |
| 3 | 2 | CHOKAI Renshi | JPN | 8 | 13 | 73 | 86 | 10.8 |
| 3 | 13 | GARCIA PEREIRO Asier | ESP | 8 | 9 | 77 | 86 | 10.8 |
| 5 | 12 | SAYARI Mohammadhassan | IRI | 6 | 13 | 47 | 60 | 10.0 |
| 6 | 40 | GIM Dong Hyeon | KOR | 6 | 14 | 45 | 59 | 9.8 |
| 7 | 4 | GONCIN Nikola | CAN | 7 | 7 | 61 | 68 | 9.7 |
| 8 | 9 | ZARZUELA BELTRAN Alejandro | ESP | 8 | 20 | 50 | 70 | 8.8 |

4 players tied for 9th place with

7.8

ASSISTS

| Rk | No. | Name | Team | GP | Total | Avg |
|----|-----|----------------------|------|----|-------|------|
| 1 | 13 | GARCIA PEREIRO Asier | ESP | 8 | 95 | 11.9 |
| 2 | 5 | GURBULAK Ozgur | TUR | 7 | 60 | 8.6 |
| 3 | 4 | GONCIN Nikola | CAN | 7 | 55 | 7.9 |
| 4 | 4 | CHOUDHRY Gaz | GBR | 8 | 61 | 7.6 |
| 5 | 11 | SERIO Steve | USA | 8 | 59 | 7.4 |
| 6 | 2 | CHOKAI Renshi | JPN | 8 | 56 | 7.0 |
| 7 | 23 | CHO Seung Hyun | KOR | 5 | 33 | 6.6 |
| 8 | 13 | BOEHME Thomas | GER | 7 | 44 | 6.3 |
| 9 | 19 | HERNANDEZ Jhon | COL | 6 | 35 | 5.8 |

3 players tied for 10th place with

5.7

FOULS DRAWN

| Rk | No. | Name | Team | GP | Total | Avg |
|----|-----|----------------------|------|----|-------|-----|
| 1 | 12 | ANDERSON Patrick | CAN | 7 | 42 | 6.0 |
| 2 | 13 | GARCIA PEREIRO Asier | ESP | 8 | 41 | 5.1 |
| 3 | 2 | CHOKAI Renshi | JPN | 8 | 36 | 4.5 |
| 4 | 19 | HERNANDEZ Jhon | COL | 6 | 27 | 4.5 |
| 5 | 5 | GURBULAK Ozgur | TUR | 7 | 29 | 4.1 |
| 6 | 9 | BROWN Harrison | GBR | 8 | 32 | 4.0 |
| 7 | 13 | BOEHME Thomas | GER | 7 | 28 | 4.0 |
| 8 | 9 | GUEDOUN Nabil | ALG | 6 | 24 | 4.0 |
| 8 | 14 | KAMALI Mojtaba | IRI | 6 | 24 | 4.0 |
| 10 | 14 | DIAZ Daniel | COL | 6 | 23 | 3.8 |

BLOCKED SHOTS

| Rk | No. | Name | Team | GP | Total | Avg |
|----|-----|----------------------------|------|----|-------|-----|
| 1 | 14 | HALOUSKI Aliaksandr | GER | 7 | 5 | 0.7 |
| 2 | 12 | ANDERSON Patrick | CAN | 7 | 4 | 0.6 |
| 3 | 28 | LORENZO DIAZ Manuel | ESP | 8 | 3 | 0.4 |
| 3 | 9 | SCOTT Matt | USA | 8 | 3 | 0.4 |
| 3 | 9 | ZARZUELA BELTRAN Alejandro | ESP | 8 | 3 | 0.4 |
| 6 | 23 | CHO Seung Hyun | KOR | 5 | 2 | 0.4 |

11 players tied for 7th place with

0.3

STEALS

| Rk | No. | Name | Team | GP | Total | Avg |
|----|-----|----------------------------|------|----|-------|-----|
| 1 | 16 | JENIFER Trevon | USA | 8 | 17 | 2.1 |
| 2 | 11 | O'NEILL-THORNE Tom | AUS | 7 | 15 | 2.1 |
| 3 | 2 | CHOKAI Renshi | JPN | 8 | 16 | 2.0 |
| 4 | 14 | DIAZ Daniel | COL | 6 | 12 | 2.0 |
| 5 | 2 | WILLIAMS Jacob | USA | 8 | 14 | 1.8 |
| 6 | 12 | SAYARI Mohammadhassan | IRI | 6 | 11 | 1.8 |
| 7 | 9 | ZARZUELA BELTRAN Alejandro | ESP | 8 | 12 | 1.5 |
| 8 | 7 | NORRIS Shaun | AUS | 7 | 10 | 1.4 |
| 8 | 9 | TOPRAK Ugur | TUR | 7 | 10 | 1.4 |

2 players tied for 10th place with

1.3

TURNOVERS

| Rk | No. | Name | Team | GP | Total | Avg |
|----|-----|----------------------|------|----|-------|-----|
| 1 | 13 | GARCIA PEREIRO Asier | ESP | 8 | 31 | 3.9 |
| 2 | 13 | ZIDI Omar | ALG | 6 | 22 | 3.7 |
| 3 | 5 | GURBULAK Ozgur | TUR | 7 | 24 | 3.4 |
| 4 | 15 | AYACHE Bilel | ALG | 5 | 17 | 3.4 |
| 5 | 40 | GIM Dong Hyeon | KOR | 6 | 19 | 3.2 |
| 5 | 9 | GUEDOUN Nabil | ALG | 6 | 19 | 3.2 |
| 7 | 23 | CHO Seung Hyun | KOR | 5 | 16 | 3.2 |
| 8 | 4 | CHOUDHRY Gaz | GBR | 8 | 25 | 3.1 |
| 9 | 14 | DIAZ Daniel | COL | 6 | 18 | 3.0 |
| 10 | 4 | GONCIN Nikola | CAN | 7 | 19 | 2.7 |



Individual Statistics

個人統計

As of SUN 5 SEP 2021 at 14:03

TOTAL FIELD GOALS % (8 attempts/game minimum)

| Rk | No. | Name | Team | GP | M/A | % |
|----|-----|---------------------|------|----|----------|------|
| 1 | 8 | BELL Brian | USA | 8 | 41 / 66 | 62.1 |
| 2 | 14 | MANNING Lee | GBR | 8 | 41 / 69 | 59.4 |
| 3 | 55 | KOZAI Hiroaki | JPN | 8 | 54 / 98 | 55.1 |
| 4 | 5 | LATHAM Bill | AUS | 6 | 37 / 68 | 54.4 |
| 5 | 12 | WARBURTON Gregg | GBR | 8 | 44 / 85 | 51.8 |
| 6 | 25 | AKITA Kei | JPN | 8 | 44 / 87 | 50.6 |
| 7 | 7 | NORRIS Shaun | AUS | 7 | 43 / 85 | 50.6 |
| 8 | 35 | GUMUS Ferit | TUR | 7 | 29 / 58 | 50.0 |
| 9 | 14 | HALOUSKI Aliaksandr | GER | 7 | 41 / 84 | 48.8 |
| 10 | 5 | GURBULAK Ozgur | TUR | 7 | 55 / 114 | 48.2 |

TOTAL FIELD GOALS MADE

| Rk | No. | Name | Team | GP | Total | Avg |
|----|-----|-----------------------|------|----|-------|------|
| 1 | 12 | SAYARI Mohammadhassan | IRI | 6 | 64 | 10.7 |
| 2 | 5 | GURBULAK Ozgur | TUR | 7 | 55 | 7.9 |
| 3 | 12 | ANDERSON Patrick | CAN | 7 | 53 | 7.6 |
| 4 | 19 | HERNANDEZ Jhon | COL | 6 | 43 | 7.2 |
| 5 | 23 | CHO Seung Hyun | KOR | 5 | 36 | 7.2 |
| 6 | 4 | CHOUDHRY Gaz | GBR | 8 | 57 | 7.1 |
| 7 | 13 | GARCIA PEREIRO Asier | ESP | 8 | 56 | 7.0 |
| 8 | 4 | GONCIN Nikola | CAN | 7 | 49 | 7.0 |
| 9 | 55 | KOZAI Hiroaki | JPN | 8 | 54 | 6.8 |
| 10 | 40 | GIM Dong Hyeon | KOR | 6 | 40 | 6.7 |

2 POINT FIELD GOALS % (6 attempts/game minimum)

| Rk | No. | Name | Team | GP | M/A | % |
|----|-----|-----------------|------|----|---------|------|
| 1 | 10 | AR Ismail | TUR | 7 | 29 / 42 | 69.0 |
| 2 | 8 | BELL Brian | USA | 8 | 41 / 65 | 63.1 |
| 3 | 14 | MANNING Lee | GBR | 8 | 41 / 68 | 60.3 |
| 4 | 55 | KOZAI Hiroaki | JPN | 8 | 40 / 71 | 56.3 |
| 5 | 5 | GURBULAK Ozgur | TUR | 7 | 45 / 82 | 54.9 |
| 6 | 5 | LATHAM Bill | AUS | 6 | 37 / 68 | 54.4 |
| 7 | 7 | NORRIS Shaun | AUS | 7 | 42 / 79 | 53.2 |
| 8 | 12 | WARBURTON Gregg | GBR | 8 | 43 / 81 | 53.1 |
| 9 | 13 | FUJIMOTO Reo | JPN | 8 | 38 / 72 | 52.8 |
| 10 | 2 | CHOKAI Renshi | JPN | 8 | 36 / 69 | 52.2 |

2 POINT FIELD GOALS MADE

| Rk | No. | Name | Team | GP | Total | Avg |
|----|-----|-----------------------|------|----|-------|------|
| 1 | 12 | SAYARI Mohammadhassan | IRI | 6 | 60 | 10.0 |
| 2 | 12 | ANDERSON Patrick | CAN | 7 | 49 | 7.0 |
| 3 | 13 | GARCIA PEREIRO Asier | ESP | 8 | 53 | 6.6 |
| 4 | 4 | CHOUDHRY Gaz | GBR | 8 | 52 | 6.5 |
| 5 | 19 | HERNANDEZ Jhon | COL | 6 | 39 | 6.5 |
| 6 | 5 | GURBULAK Ozgur | TUR | 7 | 45 | 6.4 |
| 7 | 40 | GIM Dong Hyeon | KOR | 6 | 37 | 6.2 |
| 7 | 5 | LATHAM Bill | AUS | 6 | 37 | 6.2 |
| 9 | 7 | NORRIS Shaun | AUS | 7 | 42 | 6.0 |
| 10 | 23 | CHO Seung Hyun | KOR | 5 | 28 | 5.6 |

3 POINT FIELD GOALS % (2 attempts/game minimum)

| Rk | No. | Name | Team | GP | M/A | % |
|----|-----|---------------------|------|----|---------|------|
| 1 | 55 | KOZAI Hiroaki | JPN | 8 | 14 / 27 | 51.9 |
| 2 | 9 | KNOWLES Tristan | AUS | 7 | 9 / 21 | 42.9 |
| 3 | 14 | HALOUSKI Aliaksandr | GER | 7 | 5 / 14 | 35.7 |
| 4 | 4 | GONCIN Nikola | CAN | 7 | 11 / 33 | 33.3 |
| 5 | 14 | KAMALI Mojtaba | IRI | 6 | 4 / 12 | 33.3 |
| 6 | 11 | RUIZ JORDAN Jordi | ESP | 8 | 7 / 22 | 31.8 |
| 7 | 5 | GURBULAK Ozgur | TUR | 7 | 10 / 32 | 31.3 |
| 8 | 10 | LEEP Jose | COL | 6 | 6 / 20 | 30.0 |
| 9 | 13 | BOEHME Thomas | GER | 7 | 11 / 37 | 29.7 |
| 10 | 23 | CHO Seung Hyun | KOR | 5 | 8 / 27 | 29.6 |

3 POINT FIELD GOALS MADE

| Rk | No. | Name | Team | GP | Total | Avg |
|----|-----|--------------------|------|----|-------|-----|
| 1 | 55 | KOZAI Hiroaki | JPN | 8 | 14 | 1.8 |
| 2 | 13 | BOEHME Thomas | GER | 7 | 11 | 1.6 |
| 2 | 4 | GONCIN Nikola | CAN | 7 | 11 | 1.6 |
| 4 | 23 | CHO Seung Hyun | KOR | 5 | 8 | 1.6 |
| 5 | 5 | GURBULAK Ozgur | TUR | 7 | 10 | 1.4 |
| 6 | 9 | KNOWLES Tristan | AUS | 7 | 9 | 1.3 |
| 7 | 15 | AYACHE Bilel | ALG | 5 | 6 | 1.2 |
| 8 | 11 | O'NEILL-THORNE Tom | AUS | 7 | 7 | 1.0 |
| 9 | 10 | LEEP Jose | COL | 6 | 6 | 1.0 |

2 players tied for 10th place with

0.9

FREE THROWS % (3 attempts/game minimum)

| Rk | No. | Name | Team | GP | M/A | % |
|----|-----|----------------------------|------|----|---------|------|
| 1 | 12 | ANDERSON Patrick | CAN | 7 | 23 / 27 | 85.2 |
| 2 | 13 | BOEHME Thomas | GER | 7 | 24 / 30 | 80.0 |
| 3 | 23 | CHO Seung Hyun | KOR | 5 | 13 / 17 | 76.5 |
| 4 | 5 | GURBULAK Ozgur | TUR | 7 | 14 / 22 | 63.6 |
| 5 | 19 | HERNANDEZ Jhon | COL | 6 | 12 / 19 | 63.2 |
| 6 | 8 | BIENEK Andre | GER | 7 | 15 / 26 | 57.7 |
| 7 | 14 | DIAZ Daniel | COL | 6 | 10 / 20 | 50.0 |
| 8 | 14 | KAMALI Mojtaba | IRI | 6 | 9 / 18 | 50.0 |
| 9 | 9 | ZARZUELA BELTRAN Alejandro | ESP | 8 | 15 / 32 | 46.9 |
| 10 | 14 | MANNING Lee | GBR | 8 | 9 / 24 | 37.5 |

FREE THROWS MADE

| Rk | No. | Name | Team | GP | Total | Avg |
|----|-----|----------------------------|------|----|-------|-----|
| 1 | 13 | BOEHME Thomas | GER | 7 | 24 | 3.4 |
| 2 | 12 | ANDERSON Patrick | CAN | 7 | 23 | 3.3 |
| 3 | 23 | CHO Seung Hyun | KOR | 5 | 13 | 2.6 |
| 4 | 8 | BIENEK Andre | GER | 7 | 15 | 2.1 |
| 5 | 5 | GURBULAK Ozgur | TUR | 7 | 14 | 2.0 |
| 6 | 19 | HERNANDEZ Jhon | COL | 6 | 12 | 2.0 |
| 7 | 9 | ZARZUELA BELTRAN Alejandro | ESP | 8 | 15 | 1.9 |
| 8 | 14 | HALOUSKI Aliaksandr | GER | 7 | 12 | 1.7 |
| 8 | 24 | ORTEGA LAFUENTE Ignacio | ESP | 7 | 12 | 1.7 |
| 10 | 14 | DIAZ Daniel | COL | 6 | 10 | 1.7 |



Individual Statistics

個人統計

As of SUN 5 SEP 2021 at 14:03

TOTAL FIELD GOAL ATTEMPTS

| Rk | No. | Name | Team | GP | Total | Avg |
|----|-----|-----------------------|------|----|-------|------|
| 1 | 12 | SAYARI Mohammadhassan | IRI | 6 | 134 | 22.3 |
| 2 | 23 | CHO Seung Hyun | KOR | 5 | 100 | 20.0 |
| 3 | 12 | ANDERSON Patrick | CAN | 7 | 128 | 18.3 |
| 4 | 13 | GARCIA PEREIRO Asier | ESP | 8 | 145 | 18.1 |
| 5 | 13 | BOEHME Thomas | GER | 7 | 124 | 17.7 |
| 6 | 19 | HERNANDEZ Jhon | COL | 6 | 104 | 17.3 |
| 7 | 4 | GONCIN Nikola | CAN | 7 | 120 | 17.1 |
| 8 | 5 | GURBULAK Ozgur | TUR | 7 | 114 | 16.3 |
| 9 | 4 | CHOUDHRY Gaz | GBR | 8 | 126 | 15.8 |
| 10 | 2 | WILLIAMS Jacob | USA | 8 | 122 | 15.3 |

2 POINT FIELD GOAL ATTEMPTS

| Rk | No. | Name | Team | GP | Total | Avg |
|----|-----|-----------------------|------|----|-------|------|
| 1 | 12 | SAYARI Mohammadhassan | IRI | 6 | 123 | 20.5 |
| 2 | 13 | GARCIA PEREIRO Asier | ESP | 8 | 123 | 15.4 |
| 3 | 12 | ANDERSON Patrick | CAN | 7 | 105 | 15.0 |
| 4 | 19 | HERNANDEZ Jhon | COL | 6 | 89 | 14.8 |
| 5 | 23 | CHO Seung Hyun | KOR | 5 | 73 | 14.6 |
| 6 | 40 | GIM Dong Hyeon | KOR | 6 | 83 | 13.8 |
| 7 | 4 | CHOUDHRY Gaz | GBR | 8 | 104 | 13.0 |
| 8 | 13 | BOEHME Thomas | GER | 7 | 87 | 12.4 |
| 8 | 4 | GONCIN Nikola | CAN | 7 | 87 | 12.4 |
| 10 | 2 | WILLIAMS Jacob | USA | 8 | 95 | 11.9 |

3 POINT FIELD GOAL ATTEMPTS

| Rk | No. | Name | Team | GP | Total | Avg |
|----|-----|--------------------|------|----|-------|-----|
| 1 | 23 | CHO Seung Hyun | KOR | 5 | 27 | 5.4 |
| 2 | 13 | BOEHME Thomas | GER | 7 | 37 | 5.3 |
| 3 | 4 | GONCIN Nikola | CAN | 7 | 33 | 4.7 |
| 4 | 5 | GURBULAK Ozgur | TUR | 7 | 32 | 4.6 |
| 5 | 15 | AYACHE Bilel | ALG | 5 | 21 | 4.2 |
| 6 | 55 | KOZAI Hiroaki | JPN | 8 | 27 | 3.4 |
| 6 | 11 | O'NEILL-THORNE Tom | AUS | 7 | 24 | 3.4 |
| 6 | 2 | WILLIAMS Jacob | USA | 8 | 27 | 3.4 |
| 9 | 12 | ANDERSON Patrick | CAN | 7 | 23 | 3.3 |
| 9 | 10 | LEEP Jose | COL | 6 | 20 | 3.3 |

FREE THROW ATTEMPTS

| Rk | No. | Name | Team | GP | Total | Avg |
|----|-----|----------------------------|------|----|-------|-----|
| 1 | 13 | BOEHME Thomas | GER | 7 | 30 | 4.3 |
| 2 | 9 | ZARZUELA BELTRAN Alejandro | ESP | 8 | 32 | 4.0 |
| 3 | 12 | ANDERSON Patrick | CAN | 7 | 27 | 3.9 |
| 4 | 8 | BIENEK Andre | GER | 7 | 26 | 3.7 |
| 5 | 23 | CHO Seung Hyun | KOR | 5 | 17 | 3.4 |
| 6 | 14 | DIAZ Daniel | COL | 6 | 20 | 3.3 |
| 7 | 19 | HERNANDEZ Jhon | COL | 6 | 19 | 3.2 |
| 8 | 5 | GURBULAK Ozgur | TUR | 7 | 22 | 3.1 |
| 9 | 14 | MANNING Lee | GBR | 8 | 24 | 3.0 |
| 10 | 7 | NORRIS Shaun | AUS | 7 | 21 | 3.0 |

PERSONAL FOULS

| Rk | No. | Name | Team | GP | Total | Avg |
|----|-----|----------------------|------|----|-------|-----|
| 1 | 23 | CHO Seung Hyun | KOR | 5 | 20 | 4.0 |
| 2 | 14 | MILLER Tyler | CAN | 7 | 25 | 3.6 |
| 3 | 28 | LORENZO DIAZ Manuel | ESP | 8 | 26 | 3.3 |
| 4 | 14 | DIAZ Daniel | COL | 6 | 20 | 3.3 |
| 4 | 5 | LATHAM Bill | AUS | 6 | 20 | 3.3 |
| 6 | 13 | GARCIA PEREIRO Asier | ESP | 8 | 24 | 3.0 |
| 7 | 5 | DREIMUELLER Nico | GER | 7 | 21 | 3.0 |
| 8 | 40 | GIM Dong Hyeon | KOR | 6 | 18 | 3.0 |
| 9 | 9 | BROWN Harrison | GBR | 8 | 23 | 2.9 |

3 players tied for 10th place with 2.8

MINUTES PLAYED

| Rk | No. | Name | Team | GP | Total | Avg |
|----|-----|----------------------------|------|----|---------|-------|
| 1 | 12 | ABBAD Abderraouf | ALG | 6 | 3:48:42 | 38:07 |
| 1 | 10 | MOHAMMAD NEZHAD Mohammad | IRI | 6 | 3:48:42 | 38:07 |
| 3 | 12 | SAYARI Mohammadhassan | IRI | 6 | 3:42:34 | 37:05 |
| 4 | 9 | TOPRAK Ugur | TUR | 7 | 4:15:18 | 36:28 |
| 5 | 40 | GIM Dong Hyeon | KOR | 6 | 3:39:12 | 36:32 |
| 6 | 9 | ZARZUELA BELTRAN Alejandro | ESP | 8 | 4:45:50 | 35:43 |
| 7 | 3 | VEGA Raul | COL | 6 | 3:31:31 | 35:15 |
| 8 | 2 | CHOKAI Renshi | JPN | 8 | 4:40:08 | 35:01 |
| 9 | 19 | HERNANDEZ Jhon | COL | 6 | 3:26:11 | 34:21 |
| 10 | 5 | GURBULAK Ozgur | TUR | 7 | 4:00:24 | 34:20 |

DOUBLE DOUBLES

| Rk | No. | Name | Team | GP | Total | Avg |
|----|-----|-----------------------|------|----|-------|-----|
| 1 | 13 | GARCIA PEREIRO Asier | ESP | 8 | 6 | 0.8 |
| 2 | 12 | ANDERSON Patrick | CAN | 7 | 4 | 0.6 |
| 2 | 4 | GONCIN Nikola | CAN | 7 | 4 | 0.6 |
| 2 | 5 | GURBULAK Ozgur | TUR | 7 | 4 | 0.6 |
| 5 | 4 | CHOUDHRY Gaz | GBR | 8 | 4 | 0.5 |
| 5 | 14 | MANNING Lee | GBR | 8 | 4 | 0.5 |
| 7 | 12 | SAYARI Mohammadhassan | IRI | 6 | 3 | 0.5 |

10 players tied for 8th place with 0.3

OFFENSIVE REBOUNDS

| Rk | No. | Name | Team | GP | Total | Avg |
|----|-----|----------------------------|------|----|-------|-----|
| 1 | 28 | LORENZO DIAZ Manuel | ESP | 8 | 21 | 2.6 |
| 1 | 14 | MANNING Lee | GBR | 8 | 21 | 2.6 |
| 3 | 9 | ZARZUELA BELTRAN Alejandro | ESP | 8 | 20 | 2.5 |
| 4 | 40 | GIM Dong Hyeon | KOR | 6 | 14 | 2.3 |
| 5 | 12 | SAYARI Mohammadhassan | IRI | 6 | 13 | 2.2 |
| 6 | 12 | ANDERSON Patrick | CAN | 7 | 14 | 2.0 |
| 7 | 10 | MOHAMMAD NEZHAD Mohammad | IRI | 6 | 12 | 2.0 |
| 8 | 23 | CHO Seung Hyun | KOR | 5 | 10 | 2.0 |
| 9 | 7 | NORRIS Shaun | AUS | 7 | 13 | 1.9 |

2 players tied for 10th place with 1.8



Individual Statistics

個人統計

As of SUN 5 SEP 2021 at 14:03

DEFENSIVE REBOUNDS

| Rk | No. | Name | Team | GP | Total | Avg |
|----|-----|-----------------------|------|----|-------|------|
| 1 | 12 | ANDERSON Patrick | CAN | 7 | 77 | 11.0 |
| 2 | 13 | GARCIA PEREIRO Asier | ESP | 8 | 77 | 9.6 |
| 3 | 14 | MANNING Lee | GBR | 8 | 74 | 9.3 |
| 4 | 2 | CHOKAI Renshi | JPN | 8 | 73 | 9.1 |
| 5 | 4 | GONCIN Nikola | CAN | 7 | 61 | 8.7 |
| 6 | 12 | SAYARI Mohammadhassan | IRI | 6 | 47 | 7.8 |
| 7 | 40 | GIM Dong Hyeon | KOR | 6 | 45 | 7.5 |
| 8 | 14 | DIAZ Daniel | COL | 6 | 42 | 7.0 |
| 9 | 13 | ZIDI Omar | ALG | 6 | 41 | 6.8 |
| 10 | 5 | GURBULAK Ozgur | TUR | 7 | 47 | 6.7 |

PLUS / MINUS

| Rk | No. | Name | Team | GP | Total | Avg |
|----|-----|----------------------|------|----|-------|------|
| 1 | 16 | JENIFER Trevon | USA | 8 | 118 | 14.8 |
| 2 | 2 | WILLIAMS Jacob | USA | 8 | 113 | 14.1 |
| 3 | 10 | BLAIR Jannik | AUS | 7 | 81 | 11.6 |
| 4 | 7 | NORRIS Shaun | AUS | 7 | 77 | 11.0 |
| 5 | 33 | BOIE John | USA | 8 | 82 | 10.3 |
| 5 | 5 | STIX SOTO Daniel | ESP | 8 | 82 | 10.3 |
| 7 | 5 | LATHAM Bill | AUS | 6 | 59 | 9.8 |
| 8 | 13 | GARCIA PEREIRO Asier | ESP | 8 | 70 | 8.8 |
| 9 | 11 | SERIO Steve | USA | 8 | 69 | 8.6 |
| 10 | 9 | SCOTT Matt | USA | 8 | 68 | 8.5 |

Note:

All players must have featured in at least 50% of competition days played.

Legend:

| | | | | | | | |
|--------------|---------------------|-------------|------------------|-------------|--------------------|-----------|--------------|
| % | Shooting Percentage | Avg. | Average per Game | Def. | Defensive Rebounds | GP | Games Played |
| M / A | Made / Attempts | No. | Uniform Number | Off. | Offensive Rebounds | RK | Rank |



Medallists

メダリスト

| GOLD | SILVER | BRONZE |
|--|---|---|
| NED - Netherlands 1 TAGGENBROCK Anouk 2 ARTS Ilse 4 van HEES Sylvana 5 FRELINK Lindsay 6 VISSER Jitske 8 van der SPRONG Julia 9 KRAMER Bo 10 WIMMENHOEVE Xena 11 KORVER Cher 12 PRONK Saskia 14 de ROOIJ Carina 15 BEIJER Mariska | CHN - China 5 CHEN Xuejing 6 ZHANG Xuemei 7 ZHANG Tonglei 8 LYU Guidi 9 LIN Suiling 10 HUANG Xiaolian 11 DAI Jiameng 12 LEI Tianjiao 13 CHEN Wenli 15 YANG Yan 16 DENG Mingzhu 23 CHEN Meier | USA - United States 1 IBANEZ Alejandra 3 BAULEKE Abigail 4 VORIS Zoe 5 HUNTER Darlene 7 ASLAKSON Josie 8 SCHNEIDER Natalie 15 HOLLERMANN Rose 21 EATON Kaitlyn 24 ZURBRUGG Lindsey 43 MOODY Bailey 54 GONZALEZ Ixhelt 55 RYAN Courtney |



Tournament Summary

大会概況

As of SAT 4 SEP 2021 at 21:57

Today's Matches

| Phase | Teams | Start Time | Venue | Final | Q1 | Q2 | Q3 | Q4 |
|--------------------|------------|------------|--------------|---------|---------|---------|---------|---------|
| Bronze Medal Match | GER vs USA | 17:45 | Ariake Arena | 51 - 64 | 13 - 20 | 12 - 11 | 14 - 13 | 12 - 20 |
| Gold Medal Match | NED vs CHN | 20:30 | Ariake Arena | 50 - 31 | 9 - 12 | 12 - 2 | 12 - 6 | 17 - 11 |

| Group A | | | | | | | Matches | | | Points | | | Class. Points |
|---------|-----|-------|-------|-------|-------|-------|---------|-----|------|--------|---------|-------|---------------|
| Rank | | GER | CAN | JPN | GBR | AUS | Played | Won | Lost | For | Against | Diff. | |
| 1 | GER | | 59-57 | 59-54 | 53-35 | 77-58 | 4 | 4 | 0 | 248 | 204 | +44 | 8 |
| 2 | CAN | 57-59 | | 61-35 | 73-54 | 76-37 | 4 | 3 | 1 | 267 | 185 | +82 | 7 |
| 3 | JPN | 54-59 | 35-61 | | 54-48 | 73-47 | 4 | 2 | 2 | 216 | 215 | +1 | 6 |
| 4 | GBR | 35-53 | 54-73 | 48-54 | | 75-38 | 4 | 1 | 3 | 212 | 218 | -6 | 5 |
| 5 | AUS | 58-77 | 37-76 | 47-73 | 38-75 | | 4 | 0 | 4 | 180 | 301 | -121 | 4 |

| Group B | | | | | | | Matches | | | Points | | | Class. Points |
|---------|-----|-------|--------|-------|-------|--------|---------|-----|------|--------|---------|-------|---------------|
| Rank | | CHN | NED | USA | ESP | ALG | Played | Won | Lost | For | Against | Diff. | |
| 1 | CHN | | 45-38 | 42-41 | 46-29 | 74-25 | 4 | 4 | 0 | 207 | 133 | +74 | 8 |
| 2 | NED | 38-45 | | 68-58 | 63-24 | 109-18 | 4 | 3 | 1 | 278 | 145 | +133 | 7 |
| 3 | USA | 41-42 | 58-68 | | 68-34 | 62-21 | 4 | 2 | 2 | 229 | 165 | +64 | 6 |
| 4 | ESP | 29-46 | 24-63 | 34-68 | | 80-8 | 4 | 1 | 3 | 167 | 185 | -18 | 5 |
| 5 | ALG | 25-74 | 18-109 | 21-62 | 8-80 | | 4 | 0 | 4 | 72 | 325 | -253 | 4 |





Tournament Summary

大会概況

As of SAT 4 SEP 2021 at 21:57

Classification

Playoff 5-6

| | |
|------------------|------------------|
| CAN - 68 | |
| Game 66 3 SEP | CAN - 5th |
| JPN - 49 | JPN - 6th |

Playoff 7-8

| | |
|------------------|------------------|
| ESP - 43 | |
| Game 62 2 SEP | GBR - 7th |
| GBR - 62 | ESP - 8th |

Playoff 9-10

| | |
|-------------------|-------------------|
| AUS - 71 | |
| Game 51 31 AUG | AUS - 9th |
| ALG - 32 | ALG - 10th |

Legend:

Class. Classification
GP Games Played

CRx Position in combined ranking table
Qx Quarter Time

Diff. Difference
W/L Win/Loss



Team Roster

チーム登録名簿

As of WED 25 AUG 2021 at 19:20

REVISED
25 AUG 19:20

ALG - Algeria

| No. | Name | Sport Class | Date of Birth | Age | Int. Games Played |
|---------------------|----------------------|-------------|---------------|------|----------------------|
| 4 | MEHIMDA Nebia | 3.0 | 31 JUL 1985 | 36 | 11 |
| 5 | KHEDIR Naoual | 4.0 | 13 JUN 1987 | 34 | 11 |
| 6 | GHOUL Yamina | 1.5 | 30 AUG 1972 | 48 | 11 |
| 7 | BELHADEF Hafida | 4.0 | 28 MAR 1978 | 43 | 11 |
| 8 | BOUZIDI Fatima | 1.0 | 27 AUG 1988 | 32 | 11 |
| 9 | KHEMGANI Djamila (C) | 4.0 | 12 JAN 1982 | 39 | 11 |
| 11 | SEMATI Dahbia | 1.5 | 6 SEP 1976 | 44 | 11 |
| 12 | ZAIRI Kheira | 4.0 | 28 SEP 1984 | 36 | 11 |
| 13 | SELLAMI Zohra | 2.5 | 14 MAR 1982 | 39 | 11 |
| 14 | ABDELALI Samiha | 2.5 | 25 APR 1988 | 33 | 11 |
| 15 | BOUBLAL Nourhane | 4.5 | 23 JUN 1993 | 28 | 11 |
| Team Average | | | | 37.5 | 11.0 |

Coach TAGHICHE Ahmed
Assistant Coach HOURI Youcef

Team Uniform Colour
Light: WHITE
Dark: GREEN

Note:

Number of games played at the official IWBF/IWBF zones championships for senior men/women (provided by IWBF)

Legend:

| | | | | | | | |
|------|---------------|-----|----------------|---|---------|---|-------|
| (C) | Captain | C | Centre | F | Forward | G | Guard |
| Int. | International | No. | Uniform Number | | | | |

REVISED

Please note due to an error on the part of the Algerian administration, the Algerian women's wheelchair basketball team has a change to the playing number of 2 players. In future #14 is Samiha ABDELALI and #15 Nourhane BOUBLAL



Team Roster

チーム登録名簿

As of MON 23 AUG 2021 at 18:56

AUS - Australia

| No. | Name | Sport Class | Date of Birth | Age | Int. Games Played |
|---------------------|------------------------|-------------|---------------|------|-------------------|
| 4 | VINCI Sarah | 1.0 | 4 DEC 1991 | 29 | 148 |
| 5 | CRONJE Jess | 4.0 | 25 JAN 1998 | 23 | 0 |
| 6 | DODD Hannah | 1.0 | 27 APR 1992 | 29 | 73 |
| 7 | CRONAU Shelley | 2.5 | 29 MAY 1985 | 36 | 117 |
| 8 | MUNRO-COOK Georgia (C) | 4.5 | 17 MAY 1994 | 27 | 83 |
| 10 | MELLBERG Bree | 3.0 | 14 APR 1990 | 31 | 46 |
| 13 | OVENS Taishar | 1.0 | 7 APR 1998 | 23 | 7 |
| 14 | SABLJAK Ella | 1.0 | 17 OCT 1991 | 29 | 98 |
| 15 | MERRITT Amber | 4.5 | 17 FEB 1993 | 28 | 197 |
| 21 | FRIDAY Mary | 1.0 | 2 APR 1998 | 23 | 15 |
| 22 | MARTIN Isabel | 1.0 | 11 MAR 1999 | 22 | 14 |
| 23 | ALEXANDER Natalie | 2.5 | 6 APR 1991 | 30 | 20 |
| Team Average | | | | 27.5 | 68.2 |

Coach FRIDAY Craig
Assistant Coach CAMPBELL Craig
Assistant Coach GRAHAM Sarah

Team Uniform Colour
Light: White
Dark: Green

Note:

Number of games played at the official IWBF/IWBF zones championships for senior men/women (provided by IWBF)

Legend:

(C) Captain C Centre F Forward G Guard
 Int. International No. Uniform Number



Team Roster

チーム登録名簿

As of MON 23 AUG 2021 at 18:56

CAN - Canada

| No. | Name | Sport Class | Date of Birth | Age | Int. Games Played |
|---------------------|--------------------|-------------|---------------|------|-------------------|
| 4 | LALONDE Rosalie | 3.0 | 27 MAR 1997 | 24 | 29 |
| 5 | TESSIER Elodie | 2.5 | 14 MAR 1996 | 25 | 18 |
| 6 | YOUNG Arinn | 4.5 | 10 JUL 1996 | 25 | 32 |
| 7 | OUELLET Cindy (C) | 3.5 | 8 DEC 1988 | 32 | 63 |
| 8 | STEEVES Tamara | 1.5 | 23 SEP 1989 | 31 | 31 |
| 9 | DUPLESSIS Danielle | 4.5 | 17 JUL 1997 | 24 | 6 |
| 10 | LAI Puisand | 1.0 | 29 JUL 2000 | 21 | 8 |
| 11 | LLANES Tara | 1.5 | 28 NOV 1976 | 44 | 13 |
| 12 | BERUBE Sandrine | 4.5 | 5 FEB 1999 | 22 | 9 |
| 13 | DANDENEAU Kathleen | 4.5 | 25 JAN 1990 | 31 | 19 |
| 15 | HAWTIN Melanie | 1.0 | 20 JUL 1988 | 33 | 32 |
| Team Average | | | | 28.4 | 23.6 |

Coach DUCHARME Marc Antoine
Assistant Coach CASS Simon
Assistant Coach NORDELL Darrell

Team Uniform Colour

Light: White

Dark: Black

Note:

Number of games played at the official IWBF/IWBF zones championships for senior men/women (provided by IWBF)

Legend:

| | | | | | | | |
|------|---------------|-----|----------------|---|---------|---|-------|
| (C) | Captain | C | Centre | F | Forward | G | Guard |
| Int. | International | No. | Uniform Number | | | | |



Team Roster

チーム登録名簿

As of MON 23 AUG 2021 at 18:56

CHN - China

| No. | Name | Sport Class | Date of Birth | Age | Int. Games Played |
|---------------------|-----------------|-------------|---------------|------|-------------------|
| 5 | CHEN Xuejing | 1.0 | 1 SEP 1993 | 27 | 46 |
| 6 | ZHANG Xuemei | 4.0 | 25 OCT 1993 | 27 | 27 |
| 7 | ZHANG Tonglei | 1.0 | 5 SEP 1993 | 27 | 26 |
| 8 | LYU Guidi | 4.0 | 6 MAY 1993 | 28 | 33 |
| 9 | LIN Suiling (C) | 3.0 | 26 FEB 1991 | 30 | 42 |
| 10 | HUANG Xiaolian | 2.0 | 20 SEP 1990 | 30 | 32 |
| 11 | DAI Jiameng | 4.5 | 7 JUL 1995 | 26 | 54 |
| 12 | LEI Tianjiao | 4.5 | 31 OCT 1993 | 27 | 33 |
| 13 | CHEN Wenli | 1.5 | 4 MAY 1990 | 31 | 12 |
| 15 | YANG Yan | 4.0 | 2 JUL 1998 | 23 | 8 |
| 16 | DENG Mingzhu | 2.0 | 10 NOV 1987 | 33 | 66 |
| 23 | CHEN Meier | 1.5 | 10 SEP 1990 | 30 | 7 |
| Team Average | | | | 28.3 | 32.2 |

Coach CHEN Qi
Assistant Coach HAN Yan

Team Uniform Colour
Light: WHITE
Dark: RED

Note:

Number of games played at the official IWBF/IWBF zones championships for senior men/women (provided by IWBF)

Legend:

(C) Captain C Centre F Forward G Guard
Int. International No. Uniform Number



Team Roster

チーム登録名簿

As of MON 23 AUG 2021 at 18:56

ESP - Spain

| No. | Name | Sport Class | Date of Birth | Age | Int. Games Played |
|---------------------|----------------------------|-------------|---------------|------|----------------------|
| 4 | ORTEGA RICO Lourdes | 1.0 | 22 SEP 1997 | 23 | 71 |
| 6 | RUIZ ESCRIBANO Sonia (C) | 2.5 | 6 MAY 1981 | 40 | 120 |
| 8 | ZUDAIRE GARCIA Beatriz | 3.0 | 8 JUN 2000 | 21 | 40 |
| 9 | REVUELTA GARCIA Sara | 1.0 | 26 AUG 1997 | 23 | 62 |
| 11 | PEREZ GUTIERREZ Virginia | 4.0 | 12 JAN 1988 | 33 | 64 |
| 12 | NUNEZ MILAN Judith | 2.0 | 30 JUN 1986 | 35 | 94 |
| 13 | ALONSO VILARINO Maria | 4.0 | 7 JUL 1982 | 39 | 117 |
| 15 | MONTIEL CORTIJO Almudena | 2.0 | 7 MAY 1991 | 30 | 66 |
| 44 | NAVARRO RODRIGUEZ Gabriela | 4.0 | 14 OCT 1992 | 28 | 26 |
| 51 | EGILUZ IBARGUEN Agurtzane | 3.0 | 18 APR 1997 | 24 | 35 |
| 55 | LOPEZ CHAVEZ Isabel | 4.5 | 6 JUL 1992 | 29 | 2 |
| 88 | RUIZ RUIZ Maria | 2.0 | 21 DEC 1964 | 56 | 33 |
| Team Average | | | | 31.8 | 60.8 |

Coach CARRION RUIZ Abraham
Assistant Coach VARGAS AREVALO Marta
Assistant Coach BENITEZ SANCHEZ David

Team Uniform Colour
Light: WHITE
Dark: RED

Note:

Number of games played at the official IWBF/IWBF zones championships for senior men/women (provided by IWBF)

Legend:

(C) Captain
 Int. International
 C Centre
 No. Uniform Number
 F Forward
 G Guard



Team Roster

チーム登録名簿

As of MON 23 AUG 2021 at 18:56

GBR - Great Britain

| No. | Name | Sport Class | Date of Birth | Age | Int. Games Played |
|---------------------|---------------------|-------------|---------------|------|-------------------|
| 4 | MOORE Charlotte | 1.0 | 13 SEP 1998 | 22 | 47 |
| 5 | CARRIGILL Sophie | 1.0 | 19 JAN 1994 | 27 | 47 |
| 6 | BELL Michaela | 1.5 | 8 AUG 1996 | 25 | 14 |
| 7 | FREEMAN Helen | 4.0 | 23 NOV 1989 | 31 | 86 |
| 8 | WILLIAMS Laurie | 2.5 | 4 FEB 1992 | 29 | 67 |
| 9 | HAMER Judith | 4.0 | 3 DEC 1990 | 30 | 73 |
| 10 | CONROY Amy (C) | 4.0 | 22 OCT 1992 | 28 | 67 |
| 11 | THOMPSON Madeleine | 4.0 | 29 MAR 1995 | 26 | 66 |
| 12 | ROBINSON Lucy | 4.5 | 21 MAY 1999 | 22 | 0 |
| 13 | FITZPATRICK Siobhan | 3.0 | 28 JAN 1998 | 23 | 20 |
| 14 | HAIZELDEN Joy | 2.5 | 1 DEC 1998 | 22 | 41 |
| 15 | LOVE Robyn | 3.5 | 28 AUG 1990 | 30 | 31 |
| Team Average | | | | 26.3 | 46.6 |

Coach FISHER Simon
Assistant Coach THOMPSON Madeleine

Team Uniform Colour
Light: White
Dark: Blue

Note:

Number of games played at the official IWBF/IWBF zones championships for senior men/women (provided by IWBF)

Legend:

(C) Captain
Int. International
C Centre
No. Uniform Number
F Forward
G Guard



Team Roster

チーム登録名簿

As of MON 23 AUG 2021 at 18:56

JPN - Japan

| No. | Name | Sport Class | Date of Birth | Age | Int. Games Played |
|---------------------|------------------|-------------|---------------|------|-------------------|
| 2 | ZAIMA Izumi | 1.0 | 4 DEC 1996 | 24 | 6 |
| 4 | YANAGIMOTO Amane | 2.5 | 4 AUG 1998 | 23 | 6 |
| 5 | HIRAI Miki | 2.5 | 10 SEP 1981 | 39 | 6 |
| 7 | TSUCHIDA Mayumi | 4.0 | 11 MAR 1977 | 44 | 4 |
| 10 | HAGINO Mayo | 1.5 | 9 MAR 1993 | 28 | 9 |
| 12 | FUJII Ikumi (C) | 4.0 | 2 NOV 1982 | 38 | 6 |
| 14 | SHIMIZU Chinami | 3.0 | 8 NOV 1982 | 38 | 1 |
| 15 | AMIMOTO Mari | 4.5 | 15 NOV 1988 | 32 | 10 |
| 18 | KITADA Chihiro | 4.5 | 12 JAN 1989 | 32 | 5 |
| 19 | KITAMA Yui | 1.0 | 6 OCT 1994 | 26 | 8 |
| 22 | YASUO Emi | 2.0 | 10 JUN 1993 | 28 | 2 |
| 88 | ODAJIMA Rie | 2.5 | 1 APR 1989 | 32 | 2 |
| Team Average | | | | 32.0 | 5.4 |

Coach IWASA Yoshiaki
Assistant Coach TACHIBANA Kaori
Assistant Coach YAMASAKI Sayaka

Team Uniform Colour

Light: White
Dark: Black

Note:

Number of games played at the official IWBF/IWBF zones championships for senior men/women (provided by IWBF)

Legend:

| | | | | | | | |
|------|---------------|-----|----------------|---|---------|---|-------|
| (C) | Captain | C | Centre | F | Forward | G | Guard |
| Int. | International | No. | Uniform Number | | | | |



Team Roster

チーム登録名簿

As of MON 23 AUG 2021 at 18:56

NED - Netherlands

| No. | Name | Sport Class | Date of Birth | Age | Int. Games Played |
|---------------------|----------------------|-------------|---------------|------|-------------------|
| 1 | TAGGENBROCK Anouk | 2.5 | 13 AUG 1994 | 27 | |
| 2 | ARTS Ilse | 1.5 | 7 JUN 1990 | 31 | |
| 4 | van HEES Sylvana | 1.5 | 4 APR 1993 | 28 | |
| 5 | FRELINK Lindsay | 2.0 | 6 AUG 1999 | 22 | |
| 6 | VISSER Jitske | 1.0 | 29 OCT 1992 | 28 | |
| 8 | van der SPRONG Julia | 3.5 | 27 SEP 1999 | 21 | |
| 9 | KRAMER Bo | 4.5 | 15 SEP 1998 | 22 | |
| 10 | WIMMENHOEVE Xena | 4.0 | 14 MAY 2000 | 21 | |
| 11 | KORVER Cher | 2.5 | 11 AUG 1976 | 45 | |
| 12 | PRONK Saskia | 1.0 | 6 AUG 1983 | 38 | |
| 14 | de ROOIJ Carina (C) | 3.0 | 10 MAY 1980 | 41 | |
| 15 | BEIJER Mariska | 4.0 | 29 JUN 1991 | 30 | |
| Team Average | | | | 29.5 | |

Coach van der LINDEN Gertjan
Assistant Coach SLOOF Irene

Team Uniform Colour
Light: White
Dark: Orange

Note:

Number of games played at the official IWBF/IWBF zones championships for senior men/women (provided by IWBF)

Legend:

| | | | | | | | |
|------|---------------|-----|----------------|---|---------|---|-------|
| (C) | Captain | C | Centre | F | Forward | G | Guard |
| Int. | International | No. | Uniform Number | | | | |



Team Roster

チーム登録名簿

As of MON 23 AUG 2021 at 18:56

USA - United States

| No. | Name | Sport Class | Date of Birth | Age | Int. Games Played |
|---------------------|-----------------------|-------------|---------------|-------------|-------------------|
| 1 | IBANEZ Alejandra | 2.5 | 26 JAN 2000 | 21 | |
| 3 | BAULEKE Abigail | 1.5 | 31 JUL 2001 | 20 | |
| 4 | VORIS Zoe | 3.5 | 4 DEC 1998 | 22 | |
| 5 | HUNTER Darlene | 1.0 | 16 APR 1982 | 39 | |
| 7 | ASLAKSON Josie | 1.0 | 14 SEP 1995 | 25 | |
| 8 | SCHNEIDER Natalie (C) | 4.5 | 11 FEB 1983 | 38 | |
| 15 | HOLLERMANN Rose | 3.5 | 25 DEC 1995 | 25 | |
| 21 | EATON Kaitlyn | 1.5 | 17 AUG 1994 | 27 | |
| 24 | ZURBRUGG Lindsey | 2.5 | 22 SEP 1998 | 22 | |
| 43 | MOODY Bailey | 4.0 | 16 NOV 2001 | 19 | |
| 54 | GONZALEZ Ixhelt | 4.5 | 1 JUN 2004 | 17 | |
| 55 | RYAN Courtney | 2.0 | 21 SEP 1990 | 30 | |
| Team Average | | | | 25.4 | |

Coach JOHNSON Lawrence
Assistant Coach SPANGLER Amy
Assistant Coach KRAMER Adam

Team Uniform Colour
Light: White
Dark: Blue

Note:

Number of games played at the official IWBF/IWBF zones championships for senior men/women (provided by IWBF)

Legend:

(C) Captain C Centre F Forward G Guard
 Int. International No. Uniform Number



Results

結果

REVISED
25 AUG 19:13

Game 1

ALG 25 vs 74 CHN
(13-19, 6-23, 2-24, 4-8)

Game Duration: 1:28

Referee: LAPOINTE Alexandre

Commissioner: van MEURS Nathalie

Umpires: NIKAIIDO Shunsuke; TAHMASIAN Gheghard

| Scoring by 5 min intervals: | ALG | Q1 | Q2 | Q3 | Q4 | CHN |
|-----------------------------|-----|------|-------|-------|-------|-----|
| | | 8 13 | 17 19 | 21 21 | 25 25 | |
| | | 7 19 | 31 42 | 54 66 | 68 74 | |

ALG - Algeria

| No. | Name | Sport Class | MIN | Field Goals | | 2 Points | | 3 Points | | Free Throws | | Rebounds | | | AS | TO | ST | BS | PF | FD | +/- | PTS | | |
|-----------------|-----------------------|----------------|-------|-------------|----|----------|----|----------|----|-------------|---|----------|----|-----|----|----|----|----|----|----|-----|-----|-----|----|
| | | | | M/A | % | M/A | % | M/A | % | M/A | % | OR | DR | TOT | | | | | | | | | | |
| 4 | MEHIMDA Nebia | 3.0 | 1:29 | | | | | | | | | | 1 | 1 | | | | | | | | 1 | 0 | |
| 5 | KHEDIR Naoual | 4.0 | DNP | | | | | | | | | | | | | | | | | | | | | |
| 6 | GHOUL Yamina | 1.5 | DNP | | | | | | | | | | | | | | | | | | | | | |
| 7 | BELHADEF Hafida | 4.0 | DNP | | | | | | | | | | | | | | | | | | | | | |
| *8 | BOUZIDI Fatima | 1.0 | 40:00 | | | | | | | | | | 2 | 2 | 1 | | | | 1 | | | | -49 | 0 |
| *9 | KHEMGANI Djamilia (C) | 4.0 | 40:00 | 6/18 | 33 | 5/8 | 63 | 1/10 | 10 | | | 2 | 2 | 2 | 8 | | | 1 | 1 | | | | -49 | 13 |
| *11 | SEMATI Dahbia | 1.5 | 40:00 | | | | | | | | | 3 | 3 | | 2 | | | 2 | 1 | | | | -49 | 0 |
| *12 | ZAIRI Kheira | 4.0 | 23:11 | 1/9 | 11 | 1/6 | 17 | 0/3 | 0 | | | 1 | 7 | 8 | 1 | 3 | | 2 | 2 | | | | -23 | 2 |
| 13 | SELLAMI Zohra | 2.5 | 12:35 | | | | | | | | | 2 | 2 | | 2 | | | | | 1 | | | -24 | 0 |
| 14 | ABDELALI Samiha | 4.5 | 27:17 | 3/11 | 27 | 3/8 | 38 | 0/3 | 0 | | | 5 | 5 | 3 | 4 | | | 3 | | | | | -27 | 6 |
| *15 | BOUBLAL Nourhane | 2.5 | 15:28 | 2/4 | 50 | 2/4 | 50 | | | | | 3 | 3 | | 1 | | | | | | | | -25 | 4 |
| Team / Coach | | | | | | | | | | | | | | | | | | | | | | | | |
| Totals | | | | 12/42 | 29 | 11/26 | 42 | 1/16 | 6 | | | 1 | 25 | 26 | 7 | 30 | | | 10 | 3 | | | -49 | 25 |
| Coach | | TAGHICHE Ahmed | | | | | | | | | | | | | | | | | | | | | | |
| Assistant Coach | | HOURLI Youcef | | | | | | | | | | | | | | | | | | | | | | |

CHN - China

| No. | Name | Sport Class | MIN | Field Goals | | 2 Points | | 3 Points | | Free Throws | | Rebounds | | | AS | TO | ST | BS | PF | FD | +/- | PTS | | | |
|-----------------|-----------------|-------------|-------|-------------|----|----------|----|----------|---|-------------|----|----------|----|-----|----|----|----|----|----|----|-----|-----|----|----|----|
| | | | | M/A | % | M/A | % | M/A | % | M/A | % | OR | DR | TOT | | | | | | | | | | | |
| *5 | CHEN Xuejing | 1.0 | 20:00 | 0/1 | 0 | 0/1 | 0 | | | | | 1 | | 1 | | | 1 | | | 1 | | | 23 | 0 | |
| *6 | ZHANG Xuemei | 4.0 | 20:00 | 9/16 | 56 | 9/16 | 56 | | | 2/3 | 67 | 2 | 1 | 3 | 1 | 1 | 3 | | 1 | 3 | | | 23 | 20 | |
| *7 | ZHANG Tonglei | 1.0 | 30:00 | 2/4 | 50 | 2/4 | 50 | | | | | 2 | 2 | 2 | 9 | | 3 | | | 1 | | | 45 | 4 | |
| 8 | LYU Guidi | 4.0 | 20:00 | 6/8 | 75 | 6/8 | 75 | | | 0/2 | 0 | 2 | 4 | 6 | 3 | | | | | 1 | | | 26 | 12 | |
| *9 | LIN Suiling (C) | 3.0 | 30:00 | 7/14 | 50 | 7/13 | 54 | 0/1 | 0 | | | 3 | 3 | 10 | 1 | 2 | | | | | | | 45 | 14 | |
| 10 | HUANG Xiaolian | 2.0 | 10:00 | 1/7 | 14 | 1/7 | 14 | | | | | 4 | 4 | 1 | | | | | | | | | 4 | 2 | |
| *11 | DAI Jiameng | 4.5 | 30:00 | 7/13 | 54 | 7/13 | 54 | | | 2/3 | 67 | 1 | 4 | 5 | 2 | 1 | 2 | | 1 | 3 | | | 45 | 16 | |
| 12 | LEI Tianjiao | 4.5 | 10:00 | 2/3 | 67 | 2/3 | 67 | | | | | 3 | 3 | 1 | 1 | | | | 1 | | | | 4 | 4 | |
| 13 | CHEN Wenli | 1.5 | 10:00 | 0/3 | 0 | 0/3 | 0 | | | | | 2 | 2 | 4 | | | | | | | | | 4 | 0 | |
| 15 | YANG Yan | 4.0 | DNP | | | | | | | | | | | | | | | | | | | | | | |
| 16 | DENG Mingzhu | 2.0 | DNP | | | | | | | | | | | | | | | | | | | | | | |
| 23 | CHEN Meier | 1.5 | 20:00 | 1/2 | 50 | 1/2 | 50 | | | | | 1 | 1 | 2 | 2 | | | | | | | | 26 | 2 | |
| Team / Coach | | | | | | | | | | | | | | | | | | | | | | | | | |
| Totals | | | | 35/71 | 49 | 35/70 | 50 | 0/1 | 0 | 4/8 | 50 | 12 | 25 | 37 | 29 | 4 | 11 | | | 3 | 9 | | | 49 | 74 |
| Coach | | CHEN Qi | | | | | | | | | | | | | | | | | | | | | | | |
| Assistant Coach | | HAN Yan | | | | | | | | | | | | | | | | | | | | | | | |

| | ALG | CHN |
|-----------------------|---------------|----------------|
| Points from Turnovers | 4 | 35 |
| Points in the Paint | 14 (7/11) 64% | 46 (23/34) 68% |
| Second Chance Points | | 12 |
| Fast Break Points | 2 | 14 |
| Bench Points | 6 | 20 |

| | ALG | CHN |
|---------------------|-----------|--------------|
| Biggest Lead | 5 | 49 |
| Biggest Scoring Run | 4-0 (6-1) | 24-0 (21-66) |
| Lead Changes | | 3 |
| Times Tied | | 1 |
| Time Leading | 5:35 | 33:37 |

| Legend: | | | |
|---------|---------------------|-----|--------------------|
| % | Shooting Percentage | (C) | Captain |
| BS | Blocked Shots | DNP | Did Not Play |
| MIN | Minutes Played | No. | Uniform Number |
| Qx | Quarter Time | ST | Steals |
| * | Game Starters | DR | Defensive Rebounds |
| +/- | Plus-Minus | OR | Offensive Rebounds |
| AS | Assists | PF | Fouls |
| M/A | Made / Attempts | TOT | Total Rebounds |
| PTS | Points | | |

REVISED Please note due to an error on the part of the Algerian administration, the Algerian women's wheelchair basketball team has a change to the playing number of 2 players. In future #14 is Samiha ABDELALI and #15 Nourhane BOUBLAL



Results

結果

Game 2

NED 68 vs 58 USA

(14-16, 20-20, 16-16, 18-6)

Game Duration: 1:22

Referee: URUNUELA Juan

Commissioner: ANG Kean Koo

Umpires: ROSENBERG Helen; ZAMPONI Maurizio

| Scoring by 5 min intervals: | NED | Q1 | Q2 | Q3 | Q4 | NED |
|-----------------------------|-----|----|----|----|----|-----|
| | | 10 | 14 | 24 | 34 | 58 |
| | USA | 10 | 16 | 23 | 36 | 68 |
| | | 40 | 50 | 58 | 68 | |
| | | 44 | 52 | 54 | 58 | |

NED - Netherlands

| No. | Name | Sport Class | MIN | Field Goals | | 2 Points | | 3 Points | | Free Throws | | Rebounds | | | AS | TO | ST | BS | PF | FD | +/- | PTS | | | |
|-----------------|----------------------|------------------------|-------|-------------|----|----------|----|----------|---|-------------|-----|----------|----|-----|----|----|----|----|----|----|-----|-----|----|----|----|
| | | | | M/A | % | M/A | % | M/A | % | M/A | % | OR | DR | TOT | | | | | | | | | | | |
| 1 | TAGGENBROCK Anouk | 2.5 | DNP | | | | | | | | | | | | | | | | | | | | | | |
| *2 | ARTS Ilse | 1.5 | 30:53 | 1/3 | 33 | 1/3 | 33 | | | | | | 1 | 1 | 1 | | 1 | | | | 8 | 2 | | | |
| 4 | van HEES Sylvana | 1.5 | DNP | | | | | | | | | | | | | | | | | | | | | | |
| 5 | FRELINK Lindsay | 2.0 | 9:07 | 1/2 | 50 | 1/2 | 50 | | | | | | | | | | | | | | 2 | 2 | | | |
| *6 | VISSER Jitske | 1.0 | 40:00 | 1/6 | 17 | 1/6 | 17 | | | 2/2 | 100 | 1 | 1 | 2 | 12 | | 1 | | | 1 | 1 | 10 | 4 | | |
| 8 | van der SPRONG Julia | 3.5 | DNP | | | | | | | | | | | | | | | | | | | | | | |
| *9 | KRAMER Bo | 4.5 | 40:00 | 8/20 | 40 | 8/17 | 47 | 0/3 | 0 | 4/6 | 67 | 1 | 8 | 9 | 7 | 1 | | | | | 5 | 10 | 20 | | |
| 10 | WIMMENHOEVE Xena | 4.0 | DNP | | | | | | | | | | | | | | | | | | | | | | |
| 11 | KORVER Cher | 2.5 | 9:07 | 1/2 | 50 | 1/2 | 50 | | | | | 1 | 2 | 3 | 3 | | | | | | | 2 | 2 | | |
| 12 | PRONK Saskia | 1.0 | DNP | | | | | | | | | | | | | | | | | | | | | | |
| *14 | de ROOIJ Carina (C) | 3.0 | 30:53 | 5/10 | 50 | 5/10 | 50 | | | | | 2 | 2 | 4 | 4 | 2 | | | | | 2 | 1 | 8 | 10 | |
| *15 | BEIJER Mariska | 4.0 | 40:00 | 12/23 | 52 | 12/23 | 52 | | | 4/6 | 67 | 3 | 9 | 12 | 4 | 1 | 2 | | | | 2 | 4 | 10 | 28 | |
| Team / Coach | | | | | | | | | | | | 1 | 1 | 2 | | | | | | | | | | | |
| Totals | | | | 29/66 | 44 | 29/63 | 46 | 0/3 | 0 | 10/14 | 71 | 11 | 24 | 35 | 31 | 4 | 4 | | | | | 7 | 11 | 10 | 68 |
| Coach | | van der LINDEN Gertjan | | | | | | | | | | | | | | | | | | | | | | | |
| Assistant Coach | | SLOOF Irene | | | | | | | | | | | | | | | | | | | | | | | |

USA - United States

| No. | Name | Sport Class | MIN | Field Goals | | 2 Points | | 3 Points | | Free Throws | | Rebounds | | | AS | TO | ST | BS | PF | FD | +/- | PTS | | | |
|-----------------|-----------------------|------------------|-------|-------------|----|----------|----|----------|----|-------------|-----|-------------|----|-----|----|----|----|----|----|----|-----|-----|-----|-----|----|
| | | | | M/A | % | M/A | % | M/A | % | M/A | % | OR | DR | TOT | | | | | | | | | | | |
| 1 | IBANEZ Alejandra | 2.5 | DNP | | | | | | | | | | | | | | | | | | | | | | |
| 3 | BAULEKE Abigail | 1.5 | DNP | | | | | | | | | | | | | | | | | | | | | | |
| 4 | VORIS Zoe | 3.5 | DNP | | | | | | | | | | | | | | | | | | | | | | |
| *5 | HUNTER Darlene | 1.0 | 35:01 | 1/2 | 50 | 1/2 | 50 | | | | | | 5 | 5 | | 1 | 1 | | | | 3 | | -13 | 2 | |
| 7 | ASLAKSON Josie | 1.0 | 4:59 | | | | | | | | | | 1 | 1 | | | | | | | | | 3 | 0 | |
| *8 | SCHNEIDER Natalie (C) | 4.5 | 40:00 | 4/5 | 80 | 4/5 | 80 | | | | | 1 | 8 | 9 | 1 | 1 | | | | | 1 | 2 | -10 | 8 | |
| *15 | HOLLERMANN Rose | 3.5 | 40:00 | 5/10 | 50 | 4/8 | 50 | 1/2 | 50 | 3/3 | 100 | 1 | 8 | 9 | 11 | 1 | 1 | | | | 1 | 2 | -10 | 14 | |
| 21 | EATON Kaitlyn | 1.5 | DNP | | | | | | | | | | | | | | | | | | | | | | |
| *24 | ZURBRUGG Lindsey | 2.5 | 40:00 | 10/22 | 45 | 10/20 | 50 | 0/2 | 0 | | | 1 | 1 | 2 | 4 | 1 | | | | | 2 | 1 | -10 | 20 | |
| 43 | MOODY Bailey | 4.0 | DNP | | | | | | | | | | | | | | | | | | | | | | |
| 54 | GONZALEZ Ixhelt | 4.5 | DNP | | | | | | | | | | | | | | | | | | | | | | |
| *55 | RYAN Courtney | 2.0 | 40:00 | 7/17 | 41 | 7/17 | 41 | | | | | | 2 | 2 | 12 | 2 | 1 | | | | 4 | 2 | -10 | 14 | |
| Team / Coach | | | | | | | | | | | | | 2 | 2 | 12 | 2 | 1 | | | | | 4 | 2 | -10 | 14 |
| Totals | | | | 27/56 | 48 | 26/52 | 50 | 1/4 | 25 | 3/3 | 100 | 3 | 27 | 30 | 28 | 11 | 3 | | | | | 11 | 7 | -10 | 58 |
| Coach | | JOHNSON Lawrence | | | | | | | | | | | | | | | | | | | | | | | |
| Assistant Coach | | SPANGLER Amy | | | | | | | | | | KRAMER Adam | | | | | | | | | | | | | |

| | NED | USA |
|-----------------------|----------------|----------------|
| Points from Turnovers | 8 | 4 |
| Points in the Paint | 38 (19/36) 53% | 20 (10/18) 56% |
| Second Chance Points | 6 | |
| Fast Break Points | 2 | |
| Bench Points | 4 | |

| | NED | USA |
|---------------------|-------------|-------------|
| Biggest Lead | 12 | 6 |
| Biggest Scoring Run | 8-0 (68-56) | 6-0 (10-14) |
| Lead Changes | | 10 |
| Times Tied | | 12 |
| Time Leading | 8:52 | 21:30 |

| Legend: | | | |
|---------|---------------------|-----|--------------------|
| % | Shooting Percentage | (C) | Captain |
| BS | Blocked Shots | DNP | Did Not Play |
| MIN | Minutes Played | No. | Uniform Number |
| Qx | Quarter Time | ST | Steals |
| * | Game Starters | DR | Defensive Rebounds |
| | | OR | Offensive Rebounds |
| | | TO | Turnovers |
| +/- | Plus-Minus | FD | Fouls Drawn |
| | | PF | Fouls |
| AS | Assists | TOT | Total Rebounds |
| M/A | Made / Attempts | | |
| PTS | Points | | |



Results

結果

Game 3

GBR 54 vs 73 CAN

(14-11, 15-15, 10-19, 15-28)

Game Duration: 1:34

Referee: HARGREAVES Darrell

Commissioner: MAGALLANES Juan

Umpires: RADYKAS Linas; ETZELMUELLER Erik

| Scoring by 5 min intervals: | GBR | Q1 | | Q2 | | Q3 | | Q4 | |
|-----------------------------|-----|----|----|----|----|----|----|----|----|
| CAN | | 10 | 14 | 20 | 29 | 35 | 39 | 47 | 54 |
| | | 6 | 11 | 20 | 26 | 35 | 45 | 57 | 73 |

GBR - Great Britain

| No. | Name | Sport Class | MIN | Field Goals | | 2 Points | | 3 Points | | Free Throws | | Rebounds | | | AS | TO | ST | BS | PF | FD | +/- | PTS | | |
|-----------------|---------------------|--------------------|-------|-------------|----|----------|----|----------|---|-------------|-----|----------|----|-----|----|----|----|----|----|----|-----|-----|----|--|
| | | | | M/A | % | M/A | % | M/A | % | M/A | % | OR | DR | TOT | | | | | | | | | | |
| 4 | MOORE Charlotte | 1.0 | 37:51 | 4/12 | 33 | 4/12 | 33 | | | | | 3 | 1 | 4 | 3 | | | | | 1 | -16 | 8 | | |
| *5 | CARRIGILL Sophie | 1.0 | 19:58 | 1/3 | 33 | 1/3 | 33 | | | | | | 4 | 4 | 1 | 1 | | | 1 | | -14 | 2 | | |
| 6 | BELL Michaela | 1.5 | DNP | | | | | | | | | | | | | | | | | | | | | |
| *7 | FREEMAN Helen | 4.0 | 32:27 | 1/8 | 13 | 1/6 | 17 | 0/2 | 0 | | | 1 | 2 | 3 | 7 | 1 | | | 3 | | -12 | 2 | | |
| *8 | WILLIAMS Laurie | 2.5 | 22:11 | 4/9 | 44 | 4/9 | 44 | | | | | | 1 | 1 | 3 | 1 | | | 2 | | -8 | 8 | | |
| 9 | HAMER Judith | 4.0 | 14:02 | 3/6 | 50 | 3/6 | 50 | | | 1/2 | 50 | | | | | | | | 1 | 1 | -17 | 7 | | |
| *10 | CONROY Amy (C) | 4.0 | 16:17 | 2/8 | 25 | 2/8 | 25 | | | | | 1 | 3 | 4 | 4 | 2 | | | 2 | 3 | -4 | 4 | | |
| *11 | THOMPSON Madeleine | 4.0 | 19:59 | 5/10 | 50 | 5/9 | 56 | 0/1 | 0 | 1/1 | 100 | | | | | | | | 3 | 3 | 1 | 11 | | |
| 12 | ROBINSON Lucy | 4.5 | DNP | | | | | | | | | | | | | | | | | | | | | |
| 13 | FITZPATRICK Siobhan | 3.0 | DNP | | | | | | | | | | | | | | | | | | | | | |
| *14 | HAIZELDEN Joy | 2.5 | 16:27 | 3/5 | 60 | 3/5 | 60 | | | | | 2 | 2 | 4 | 1 | 4 | | | 1 | 2 | -12 | 6 | | |
| 15 | LOVE Robyn | 3.5 | 20:48 | 3/10 | 30 | 3/10 | 30 | | | | | 3 | 4 | 7 | 3 | | | | 2 | 1 | -13 | 6 | | |
| Team / Coach | | | | | | | | | | | | | | | | 5 | 7 | 12 | 3 | | | | | |
| Totals | | | | 26/71 | 37 | 26/68 | 38 | 0/3 | 0 | 2/3 | 67 | 15 | 24 | 39 | 22 | 12 | | | | 15 | 11 | -19 | 54 | |
| Coach | | FISHER Simon | | | | | | | | | | | | | | | | | | | | | | |
| Assistant Coach | | THOMPSON Madeleine | | | | | | | | | | | | | | | | | | | | | | |

CAN - Canada

| No. | Name | Sport Class | MIN | Field Goals | | 2 Points | | 3 Points | | Free Throws | | Rebounds | | | AS | TO | ST | BS | PF | FD | +/- | PTS | | |
|-----------------|--------------------|-----------------------|-------|-------------|----|----------|----|----------|----|-------------|----|-----------------|----|-----|----|----|----|----|----|----|-----|-----|----|--|
| | | | | M/A | % | M/A | % | M/A | % | M/A | % | OR | DR | TOT | | | | | | | | | | |
| 4 | LALONDE Rosalie | 3.0 | 23:01 | 7/10 | 70 | 7/9 | 78 | 0/1 | 0 | 6/7 | 86 | 3 | | 3 | 3 | 1 | 2 | | 3 | 4 | 18 | 20 | | |
| *5 | TESSIER Elodie | 2.5 | 16:59 | 1/2 | 50 | 1/2 | 50 | | | | | | | | | 1 | | | 1 | | 1 | 2 | | |
| *6 | YOUNG Arinn | 4.5 | 26:59 | 5/11 | 45 | 5/9 | 56 | 0/2 | 0 | 2/4 | 50 | | 5 | 5 | 6 | | 1 | 1 | 1 | 3 | 14 | 12 | | |
| 7 | OUELLET Cindy (C) | 3.5 | 13:01 | 1/5 | 20 | 1/5 | 20 | | | 1/2 | 50 | 1 | 2 | 3 | 3 | 1 | | | | 1 | 5 | 3 | | |
| *8 | STEEVES Tamara | 1.5 | 19:08 | 1/4 | 25 | 1/4 | 25 | | | | | 3 | 1 | 4 | 3 | 1 | 1 | | 3 | | -1 | 2 | | |
| 9 | DUPLESSIS Danielle | 4.5 | DNP | | | | | | | | | | | | | | | | | | | | | |
| *10 | LAI Puisand | 1.0 | 30:52 | 1/4 | 25 | 1/4 | 25 | | | | | 1 | | 1 | | | | | | | 17 | 2 | | |
| 11 | LLANES Tara | 1.5 | 10:52 | 0/1 | 0 | 0/1 | 0 | | | | | | 2 | 2 | | | | | | | 7 | 0 | | |
| 12 | BERUBE Sandrine | 4.5 | DNP | | | | | | | | | | | | | | | | | | | | | |
| *13 | DANDENEAU Kathleen | 4.5 | 40:00 | 13/24 | 54 | 12/19 | 63 | 1/5 | 20 | 5/9 | 56 | 4 | 16 | 20 | 11 | 4 | 3 | | 3 | 7 | 19 | 32 | | |
| 15 | HAWTIN Melanie | 1.0 | 19:08 | 0/1 | 0 | 0/1 | 0 | | | | | | 1 | 1 | | | | | | | 15 | 0 | | |
| Team / Coach | | | | | | | | | | | | | | | | 1 | 2 | 3 | 2 | | | | | |
| Totals | | | | 29/62 | 47 | 28/54 | 52 | 1/8 | 13 | 14/22 | 64 | 13 | 29 | 42 | 26 | 9 | 8 | 1 | 11 | 15 | 19 | 19 | 73 | |
| Coach | | DUCHARME Marc Antoine | | | | | | | | | | | | | | | | | | | | | | |
| Assistant Coach | | CASS Simon | | | | | | | | | | NORDELL Darrell | | | | | | | | | | | | |

| | GBR | CAN |
|-----------------------|----------------|----------------|
| Points from Turnovers | 7 | 16 |
| Points in the Paint | 28 (14/35) 40% | 38 (19/38) 50% |
| Second Chance Points | 10 | 17 |
| Fast Break Points | | 10 |
| Bench Points | 21 | 23 |

| | GBR | CAN |
|---------------------|-------------|--------------|
| Biggest Lead | 8 | 19 |
| Biggest Scoring Run | 10-0 (14-6) | 16-0 (35-45) |
| Lead Changes | | 4 |
| Times Tied | | 7 |
| Time Leading | 19:24 | 15:47 |

| Legend: | | | |
|---------|---------------------|-----|--------------------|
| % | Shooting Percentage | (C) | Captain |
| BS | Blocked Shots | DNP | Did Not Play |
| MIN | Minutes Played | No. | Uniform Number |
| Qx | Quarter Time | ST | Steals |
| * | Game Starters | DR | Defensive Rebounds |
| +/- | Plus-Minus | OR | Offensive Rebounds |
| AS | Assists | PF | Fouls |
| M/A | Made / Attempts | TOT | Total Rebounds |
| PTS | Points | | |



Results

結果

Game 4

AUS 47 vs 73 JPN
(14-16, 14-18, 11-18, 8-21)

Game Duration: 1:31

Referee: VILLARD Celine

Commissioner: SCHOEMAN Andrew

Umpires: TAHMASIAN Geggard; LAPOINTE Alexandre

| Scoring by 5 min intervals: | AUS JPN | Q1 | | Q2 | | Q3 | | Q4 | |
|-----------------------------|------------|----|----|----|----|----|----|----|----|
| | | 6 | 14 | 22 | 28 | 34 | 39 | 43 | 47 |
| | | 7 | 16 | 18 | 34 | 44 | 52 | 63 | 73 |

AUS - Australia

| No. | Name | Sport Class | MIN | Field Goals | | 2 Points | | 3 Points | | Free Throws | | Rebounds | | | AS | TO | ST | BS | PF | FD | +/- | PTS | | | | | | | | | | |
|------------------------|------------------------|----------------|-------|-------------|-----|----------|-----|----------|---|-------------|-----|--------------|----|-----|----|----|----|----|----|-----|-----|-----|----|--|--|--|--|--|--|--|--|--|
| | | | | M/A | % | M/A | % | M/A | % | M/A | % | OR | DR | TOT | | | | | | | | | | | | | | | | | | |
| 4 | VINCI Sarah | 1.0 | 14:10 | 1/2 | 50 | 1/2 | 50 | | | | | 1 | 1 | 2 | 1 | | 1 | | | | -4 | 2 | | | | | | | | | | |
| 5 | CRONJE Jess | 4.0 | 5:13 | 2/2 | 100 | 2/2 | 100 | | | | | | | | 1 | | | | | | -7 | 4 | | | | | | | | | | |
| *6 | DODD Hannah | 1.0 | 25:36 | 0/5 | 0 | 0/5 | 0 | | | | | 1 | | 1 | 2 | 1 | | 1 | 2 | -17 | 0 | | | | | | | | | | | |
| *7 | CRONAU Shelley | 2.5 | 21:52 | 1/2 | 50 | 1/2 | 50 | | | | | | 3 | 3 | 2 | 2 | | 4 | 1 | -17 | 2 | | | | | | | | | | | |
| *8 | MUNRO-COOK Georgia (C) | 4.5 | 35:32 | 7/18 | 39 | 7/18 | 39 | | | 2/7 | 29 | | 9 | 9 | 3 | 7 | | 1 | 6 | -21 | 16 | | | | | | | | | | | |
| 10 | MELLBERG Bree | 3.0 | 17:39 | 1/3 | 33 | 1/3 | 33 | | | 1/2 | 50 | | 1 | 1 | | 2 | 1 | 1 | 2 | -7 | 3 | | | | | | | | | | | |
| 13 | OVENS Taishar | 1.0 | 3:18 | | | | | | | | | | | | 1 | | | 1 | | -5 | 0 | | | | | | | | | | | |
| *14 | SABLJAK Ella | 1.0 | 21:50 | 1/2 | 50 | 1/2 | 50 | | | | | | 1 | 1 | | | | 1 | | -21 | 2 | | | | | | | | | | | |
| *15 | MERRITT Amber | 4.5 | 36:55 | 9/25 | 36 | 9/25 | 36 | | | | | 8 | 11 | 19 | 4 | 6 | 2 | 1 | 1 | 3 | -24 | 18 | | | | | | | | | | |
| 21 | FRIDAY Mary | 1.0 | 12:01 | 0/1 | 0 | 0/1 | 0 | | | | | | | | 1 | 1 | | 1 | 1 | -3 | 0 | | | | | | | | | | | |
| 22 | MARTIN Isabel | 1.0 | 3:05 | | | | | | | | | | | | 1 | 1 | | | | -2 | 0 | | | | | | | | | | | |
| 23 | ALEXANDER Natalie | 2.5 | 2:49 | | | | | | | | | | | | | | | | | -2 | 0 | | | | | | | | | | | |
| Team / Coach | | | | | | | | | | | | 1 | 1 | 2 | | 2 | | | | | | | | | | | | | | | | |
| Totals | | | | 22/60 | 37 | 22/60 | 37 | | | | 3/9 | 33 | 11 | 27 | 38 | 14 | 24 | 7 | 1 | 11 | 15 | -26 | 47 | | | | | | | | | |
| Coach | | FRIDAY Craig | | | | | | | | | | | | | | | | | | | | | | | | | | | | | | |
| Assistant Coach | | CAMPBELL Craig | | | | | | | | | | GRAHAM Sarah | | | | | | | | | | | | | | | | | | | | |

JPN - Japan

| No. | Name | Sport Class | MIN | Field Goals | | 2 Points | | 3 Points | | Free Throws | | Rebounds | | | AS | TO | ST | BS | PF | FD | +/- | PTS | | | | | | | | | | |
|------------------------|------------------|-----------------|-------|-------------|----|----------|----|----------|---|-------------|-----|-----------------|----|-----|----|----|----|----|----|----|-----|-----|--|--|--|--|--|--|--|--|--|--|
| | | | | M/A | % | M/A | % | M/A | % | M/A | % | OR | DR | TOT | | | | | | | | | | | | | | | | | | |
| 2 | ZAIMA Izumi | 1.0 | 13:40 | | | | | | | | | | | | | | | | 2 | | 10 | 0 | | | | | | | | | | |
| *4 | YANAGIMOTO Amane | 2.5 | 29:06 | 4/8 | 50 | 4/8 | 50 | | | 0/2 | 0 | 1 | 1 | 2 | 1 | 1 | 1 | | 1 | 3 | 18 | 8 | | | | | | | | | | |
| 5 | HIRAI Miki | 2.5 | 4:37 | 1/2 | 50 | 1/2 | 50 | | | | | 1 | | 1 | | 1 | | | | | 5 | 2 | | | | | | | | | | |
| 7 | TSUCHIDA Mayumi | 4.0 | 7:05 | 3/6 | 50 | 3/6 | 50 | | | 1/1 | 100 | | 1 | 1 | 1 | 1 | 1 | | 2 | | 6 | 7 | | | | | | | | | | |
| *10 | HAGINO Mayo | 1.5 | 39:01 | 6/7 | 86 | 6/7 | 86 | | | | | | 3 | 3 | 6 | 2 | 3 | | 3 | 2 | 28 | 12 | | | | | | | | | | |
| *12 | FUJII Ikumi (C) | 4.0 | 25:26 | 6/15 | 40 | 6/15 | 40 | | | 1/2 | 50 | 1 | 5 | 6 | 9 | 1 | 2 | | 1 | 2 | 19 | 13 | | | | | | | | | | |
| 14 | SHIMIZU Chinami | 3.0 | 2:36 | | | | | | | | | 1 | | 1 | | | | | | | 5 | 0 | | | | | | | | | | |
| *15 | AMIMOTO Mari | 4.5 | 30:19 | 6/14 | 43 | 6/14 | 43 | | | 1/1 | 100 | 1 | 10 | 11 | 11 | 5 | 2 | | 3 | 2 | 15 | 13 | | | | | | | | | | |
| 18 | KITADA Chihiro | 4.5 | 17:10 | 8/14 | 57 | 8/12 | 67 | 0/2 | 0 | | | | 6 | 6 | 3 | 3 | 2 | | | | 12 | 16 | | | | | | | | | | |
| *19 | KITAMA Yui | 1.0 | 20:14 | 0/2 | 0 | 0/2 | 0 | | | | | 1 | | 1 | | | | | 3 | | 8 | 0 | | | | | | | | | | |
| 22 | YASUO Emi | 2.0 | 7:05 | | | | | | | | | | 1 | 1 | | | | | 1 | | 6 | 0 | | | | | | | | | | |
| 88 | ODAJIMA Rie | 2.5 | 3:41 | 1/3 | 33 | 1/3 | 33 | | | | | 1 | 1 | 2 | | | | | | | -2 | 2 | | | | | | | | | | |
| Team / Coach | | | | | | | | | | | | 3 | 2 | 5 | | | | | | | | | | | | | | | | | | |
| Totals | | | | 35/71 | 49 | 35/69 | 51 | 0/2 | 0 | 3/6 | 50 | 10 | 30 | 40 | 31 | 14 | 11 | | 14 | 11 | 26 | 73 | | | | | | | | | | |
| Coach | | IWASA Yoshiaki | | | | | | | | | | | | | | | | | | | | | | | | | | | | | | |
| Assistant Coach | | TACHIBANA Kaori | | | | | | | | | | YAMASAKI Sayaka | | | | | | | | | | | | | | | | | | | | |

| | AUS | JPN |
|-----------------------|----------------|----------------|
| Points from Turnovers | 11 | 25 |
| Points in the Paint | 40 (20/42) 48% | 48 (24/42) 57% |
| Second Chance Points | 4 | 10 |
| Fast Break Points | 6 | 16 |
| Bench Points | 9 | 27 |

| | AUS | JPN |
|---------------------|-------------|--------------|
| Biggest Lead | 4 | 28 |
| Biggest Scoring Run | 6-0 (22-18) | 10-0 (28-40) |
| Lead Changes | | 12 |
| Times Tied | | 4 |
| Time Leading | 7:32 | 28:27 |

| Legend: | | | |
|---------|---------------------|-----|--------------------|
| % | Shooting Percentage | (C) | Captain |
| BS | Blocked Shots | DR | Defensive Rebounds |
| No. | Uniform Number | OR | Offensive Rebounds |
| ST | Steals | TO | Turnovers |
| * | Game Starters | FD | Fouls Drawn |
| +/- | Plus-Minus | PF | Fouls |
| M/A | Made / Attempts | PTS | Points |
| AS | Assists | MIN | Minutes Played |
| Qx | Quarter Time | | |



Results

結果

Game 6

GER 77 vs 58 AUS
(24-13, 21-12, 7-14, 25-19)

Attendance: 360
Game Duration: 1:43

Referee: HSIEH Shu-Fei

Commissioner: ANG Kean Koo

Umpires: WOOD Ben; PAJER Tomas

| Scoring by 5 min intervals: | GER AUS | Q1 | | Q2 | | Q3 | | Q4 | |
|-----------------------------|------------|----|----|----|----|----|----|----|----|
| | | 15 | 24 | 39 | 45 | 48 | 52 | 63 | 77 |
| | | 5 | 13 | 13 | 25 | 34 | 39 | 45 | 58 |

GER - Germany

| No. | Name | Sport Class | MIN | Field Goals | | 2 Points | | 3 Points | | Free Throws | | Rebounds | | | AS | TO | ST | BS | PF | FD | +/- | PTS |
|-----------------|----------------------|-------------|-------|-------------|-----|----------|-----|----------|---|-------------|----|----------|----|-----|----|----|----|----|----|----|-----|-----|
| | | | | M/A | % | M/A | % | M/A | % | M/A | % | OR | DR | TOT | | | | | | | | |
| *4 | MILLER Mareike (C) | 4.5 | 34:37 | 12/18 | 67 | 12/18 | 67 | | | 6/12 | 50 | 2 | 9 | 11 | 8 | 4 | 4 | | 3 | 9 | 25 | 30 |
| 5 | WELIN-RYKLIN Johanna | 2.0 | DNP | | | | | | | | | | | | | | | | | | | |
| 6 | WEISS Catharina | 1.0 | 23:43 | 1/3 | 33 | 1/3 | 33 | | | | | | 1 | 1 | | | | | 1 | | 16 | 2 |
| *7 | PATZWALD Anne | 1.0 | 30:41 | 2/5 | 40 | 2/5 | 40 | | | | | 1 | 1 | 2 | | | | | 2 | | 7 | 4 |
| *8 | LANG Katharina | 4.5 | 26:45 | 5/11 | 45 | 5/11 | 45 | | | 4/5 | 80 | 1 | 8 | 9 | 8 | 1 | 3 | 1 | | 3 | 12 | 14 |
| 9 | FUERST Laura | 2.0 | 12:21 | 3/3 | 100 | 3/3 | 100 | | | | | 1 | 1 | 2 | 3 | 1 | | | 2 | 1 | 18 | 6 |
| 10 | BERGENTHAL Lisa | 3.5 | 2:04 | | | | | | | | | | | | | | | | | | 0 | 0 |
| 11 | LINDHOLM Maya | 2.5 | 14:10 | 3/5 | 60 | 3/5 | 60 | | | | | | 2 | 2 | 2 | | | | 1 | | 4 | 6 |
| *12 | BREUER Annabel | 1.5 | 23:32 | 2/3 | 67 | 2/3 | 67 | | | 1/2 | 50 | 1 | | 1 | 1 | 2 | 1 | | 4 | 1 | 15 | 5 |
| *13 | MAYER Svenja | 2.5 | 15:33 | 1/5 | 20 | 1/5 | 20 | | | | | | | | 1 | | | | | 1 | -3 | 2 |
| 14 | KNIPPELMEYER Lena | 4.5 | 5:14 | | | | | | | | | | | | 2 | | | | 2 | | -9 | 0 |
| 15 | GROSS Barbara | 4.5 | 11:20 | 4/5 | 80 | 4/5 | 80 | | | | | | 1 | 1 | 2 | | | | | | 10 | 8 |
| Team / Coach | | | | | | | | | | | | | 1 | 1 | | | | | | | | |
| Totals | | | | 33/58 | 57 | 33/58 | 57 | | | 11/19 | 58 | 6 | 24 | 30 | 28 | 9 | 8 | 1 | 15 | 15 | 19 | 77 |
| Coach | | NOHL Dennis | | | | | | | | | | | | | | | | | | | | |
| Assistant Coach | | HOPP Andre | | | | | | | | | | | | | | | | | | | | |

AUS - Australia

| No. | Name | Sport Class | MIN | Field Goals | | 2 Points | | 3 Points | | Free Throws | | Rebounds | | | AS | TO | ST | BS | PF | FD | +/- | PTS | |
|-----------------|------------------------|----------------|-------|-------------|-----|----------|-----|----------|----|-------------|----|--------------|----|-----|----|----|----|----|----|----|-----|-----|----|
| | | | | M/A | % | M/A | % | M/A | % | M/A | % | OR | DR | TOT | | | | | | | | | |
| 4 | VINCI Sarah | 1.0 | 9:16 | 2/3 | 67 | 2/3 | 67 | | | 0/1 | 0 | | 1 | 1 | 1 | 2 | | | 2 | 2 | -4 | 4 | |
| 5 | CRONJE Jess | 4.0 | 8:49 | | | | | | | | | | | | | | | | | 1 | -17 | 0 | |
| *6 | DODD Hannah | 1.0 | 30:47 | 3/8 | 38 | 3/8 | 38 | | | 1/2 | 50 | | 1 | 1 | 4 | 4 | | | 3 | 2 | -14 | 7 | |
| *7 | CRONAU Shelley | 2.5 | 30:45 | 1/7 | 14 | 1/7 | 14 | | | | | 2 | 1 | 3 | 1 | 3 | 1 | | 2 | 1 | -22 | 2 | |
| *8 | MUNRO-COOK Georgia (C) | 4.5 | 38:28 | 6/12 | 50 | 6/11 | 55 | 0/1 | 0 | 2/6 | 33 | | 7 | 7 | 5 | 2 | | | 1 | 3 | -19 | 14 | |
| 10 | MELLBERG Bree | 3.0 | 7:00 | 0/1 | 0 | 0/1 | 0 | | | | | | 1 | 1 | | | | | 2 | 1 | -9 | 0 | |
| 13 | OVENS Taishar | 1.0 | 4:50 | 1/1 | 100 | 1/1 | 100 | | | | | | | | | | | | | | -2 | 2 | |
| *14 | SABLJAK Ella | 1.0 | 21:23 | 0/1 | 0 | 0/1 | 0 | | | | | 1 | | 1 | 3 | | 1 | | 2 | 1 | -18 | 0 | |
| *15 | MERRITT Amber | 4.5 | 30:11 | 11/16 | 69 | 10/14 | 71 | 1/2 | 50 | 4/6 | 67 | 1 | 9 | 10 | 6 | 3 | 2 | | 3 | 4 | 4 | 27 | |
| 21 | FRIDAY Mary | 1.0 | 12:24 | 1/1 | 100 | 1/1 | 100 | | | | | | 1 | 1 | | 3 | | | | | -2 | 2 | |
| 22 | MARTIN Isabel | 1.0 | 1:20 | | | | | | | | | | | | | | | | | | 2 | 0 | |
| 23 | ALEXANDER Natalie | 2.5 | 4:47 | 0/1 | 0 | 0/1 | 0 | | | | | | 1 | 1 | | | | | | | 6 | 0 | |
| Team / Coach | | | | | | | | | | | | | 1 | 1 | | 2 | | | | | | | |
| Totals | | | | 25/51 | 49 | 24/48 | 50 | 1/3 | 33 | 7/15 | 47 | 5 | 22 | 27 | 20 | 19 | 5 | | | 15 | 15 | -19 | 58 |
| Coach | | FRIDAY Craig | | | | | | | | | | | | | | | | | | | | | |
| Assistant Coach | | CAMPBELL Craig | | | | | | | | | | GRAHAM Sarah | | | | | | | | | | | |

| | GER | AUS |
|-----------------------|----------------|----------------|
| Points from Turnovers | 20 | 9 |
| Points in the Paint | 56 (28/44) 64% | 34 (17/28) 61% |
| Second Chance Points | 7 | 5 |
| Fast Break Points | 6 | 2 |
| Bench Points | 22 | 8 |

| | GER | AUS |
|---------------------|--------------|-------------|
| Biggest Lead | 28 | |
| Biggest Scoring Run | 19-0 (41-13) | 9-0 (41-22) |
| Lead Changes | | |
| Times Tied | | 1 |
| Time Leading | 39:12 | 0:00 |

| Legend: | | | |
|---------|---------------------|-----|--------------------|
| % | Shooting Percentage | (C) | Captain |
| BS | Blocked Shots | DNP | Did Not Play |
| MIN | Minutes Played | No. | Uniform Number |
| Qx | Quarter Time | ST | Steals |
| * | Game Starters | DR | Defensive Rebounds |
| | | OR | Offensive Rebounds |
| | | TO | Turnovers |
| +/- | Plus-Minus | FD | Fouls Drawn |
| | | PF | Fouls |
| AS | Assists | TOT | Total Rebounds |
| M/A | Made / Attempts | | |
| PTS | Points | | |



Results

結果

Game 7

JPN 54 vs 48 GBR

Attendance: 360

Game Duration: 1:30

Referee: REHLING Carsten

Commissioner: van MEURS Nathalie

Umpires: KOC Yekta Sansal; GAUTHIER Sebastien

| Scoring by 5 min intervals: | JPN | Q1 | | Q2 | | Q3 | | Q4 | |
|-----------------------------|-----|-----|----|----|----|----|----|----|----|
| | | GBR | | | | | | | |
| | | 4 | 12 | 23 | 25 | 31 | 41 | 47 | 54 |
| | | 8 | 12 | 15 | 21 | 21 | 29 | 41 | 48 |

JPN - Japan

| No. | Name | Sport Class | MIN | Field Goals | | 2 Points | | 3 Points | | Free Throws | | Rebounds | | | AS | TO | ST | BS | PF | FD | +/- | PTS |
|-----------------|------------------|-----------------|-------|-------------|----|----------|----|----------|-----|-------------|-----|-----------------|----|-----|----|----|----|----|----|----|-----|-----|
| | | | | M/A | % | M/A | % | M/A | % | M/A | % | OR | DR | TOT | | | | | | | | |
| 2 | ZAIMA Izumi | 1.0 | 10:54 | | | | | | | | | | | | | | | | 2 | | 2 | 0 |
| *4 | YANAGIMOTO Amane | 2.5 | 20:14 | 3/7 | 43 | 3/7 | 43 | | | | | 1 | 1 | | | | | 1 | 1 | | -4 | 6 |
| 5 | HIRAI Miki | 2.5 | 1:03 | | | | | | | | | | | | | | | | | | -2 | 0 |
| 7 | TSUCHIDA Mayumi | 4.0 | 3:47 | 1/3 | 33 | 1/3 | 33 | | | | | 1 | 1 | 2 | 1 | | | 1 | | | 8 | 2 |
| *10 | HAGINO Mayo | 1.5 | 33:12 | 3/6 | 50 | 3/5 | 60 | 0/1 | 0 | | | | 2 | 2 | 5 | 2 | 1 | | 2 | 1 | 0 | 6 |
| *12 | FUJII Ikumi (C) | 4.0 | 26:10 | 6/10 | 60 | 6/10 | 60 | | | 2/2 | 100 | 1 | 9 | 10 | 5 | 3 | 2 | | 1 | 2 | 2 | 14 |
| 14 | SHIMIZU Chinami | 3.0 | 14:56 | 3/4 | 75 | 3/4 | 75 | | | | | 1 | 2 | 3 | 1 | 1 | | | 2 | | 4 | 6 |
| *15 | AMIMOTO Mari | 4.5 | 36:13 | 3/11 | 27 | 3/10 | 30 | 0/1 | 0 | 2/4 | 50 | | 8 | 8 | 6 | 5 | 1 | | 1 | 4 | -2 | 8 |
| 18 | KITADA Chihiro | 4.5 | 13:50 | 3/8 | 38 | 3/8 | 38 | | | 1/3 | 33 | | 6 | 6 | 1 | 2 | 3 | | | 4 | 4 | 7 |
| *19 | KITAMA Yui | 1.0 | 29:06 | 0/1 | 0 | 0/1 | 0 | | | | | 1 | | 1 | 1 | 2 | | | | 1 | 4 | 0 |
| 22 | YASUO Emi | 2.0 | 6:48 | 0/1 | 0 | 0/1 | 0 | | | | | | | | | | | | | | 6 | 0 |
| 88 | ODAJIMA Rie | 2.5 | 3:47 | 2/3 | 67 | 1/2 | 50 | 1/1 | 100 | | | | 2 | 2 | 1 | | | | 1 | | 8 | 5 |
| Team / Coach | | | | | | | | | | | | 1 | 4 | 5 | | 3 | | | | | | |
| Totals | | | | 24/54 | 44 | 23/51 | 45 | 1/3 | 33 | 5/9 | 56 | 5 | 35 | 40 | 22 | 18 | 7 | | 11 | 13 | 6 | 54 |
| Coach | | IWASA Yoshiaki | | | | | | | | | | | | | | | | | | | | |
| Assistant Coach | | TACHIBANA Kaori | | | | | | | | | | YAMASAKI Sayaka | | | | | | | | | | |

GBR - Great Britain

| No. | Name | Sport Class | MIN | Field Goals | | 2 Points | | 3 Points | | Free Throws | | Rebounds | | | AS | TO | ST | BS | PF | FD | +/- | PTS |
|-----------------|---------------------|--------------------|-------|-------------|----|----------|----|----------|---|-------------|----|----------|----|-----|----|----|----|----|----|----|-----|-----|
| | | | | M/A | % | M/A | % | M/A | % | M/A | % | OR | DR | TOT | | | | | | | | |
| *4 | MOORE Charlotte | 1.0 | 37:05 | 1/4 | 25 | 1/4 | 25 | | | | | 1 | 3 | 4 | | 1 | 1 | | 2 | | -10 | 2 |
| 5 | CARRIGILL Sophie | 1.0 | 7:30 | 0/2 | 0 | 0/2 | 0 | | | | | | 2 | 2 | | | | | | | -6 | 0 |
| 6 | BELL Michaela | 1.5 | DNP | | | | | | | | | | | | | | | | | | | |
| *7 | FREEMAN Helen | 4.0 | 30:59 | 7/16 | 44 | 7/12 | 58 | 0/4 | 0 | | | | 7 | 7 | 5 | 2 | | | 4 | 2 | 8 | 14 |
| *8 | WILLIAMS Laurie | 2.5 | 35:25 | 4/11 | 36 | 4/11 | 36 | | | 1/2 | 50 | 2 | 4 | 6 | 5 | 5 | 2 | | 4 | 1 | 4 | 9 |
| 9 | HAMER Judith | 4.0 | 11:18 | 3/6 | 50 | 3/6 | 50 | | | | | | 2 | 2 | | | | | 2 | | -6 | 6 |
| *10 | CONROY Amy (C) | 4.0 | 18:38 | 4/10 | 40 | 4/10 | 40 | | | 1/4 | 25 | 1 | 4 | 5 | 1 | | | | | 4 | -6 | 9 |
| 11 | THOMPSON Madeleine | 4.0 | 10:03 | 1/4 | 25 | 1/4 | 25 | | | | | | | | 1 | 1 | 1 | | | 3 | -8 | 2 |
| 12 | ROBINSON Lucy | 4.5 | DNP | | | | | | | | | | | | | | | | | | | |
| 13 | FITZPATRICK Siobhan | 3.0 | DNP | | | | | | | | | | | | | | | | | | | |
| *14 | HAIZELDEN Joy | 2.5 | 35:25 | 2/8 | 25 | 2/8 | 25 | | | | | 1 | 2 | 3 | 2 | 1 | 1 | | | 4 | 4 | |
| 15 | LOVE Robyn | 3.5 | 13:37 | 1/4 | 25 | 1/4 | 25 | | | | | 2 | | 2 | 1 | 1 | 1 | | 1 | 1 | -10 | 2 |
| Team / Coach | | | | | | | | | | | | 1 | 2 | 3 | | | | | | | | |
| Totals | | | | 23/65 | 35 | 23/61 | 38 | 0/4 | 0 | 2/6 | 33 | 8 | 26 | 34 | 15 | 11 | 6 | | 13 | 11 | -6 | 48 |
| Coach | | FISHER Simon | | | | | | | | | | | | | | | | | | | | |
| Assistant Coach | | THOMPSON Madeleine | | | | | | | | | | | | | | | | | | | | |

| | JPN | GBR |
|-----------------------|----------------|----------------|
| Points from Turnovers | 6 | 16 |
| Points in the Paint | 20 (10/22) 45% | 24 (12/26) 46% |
| Second Chance Points | 4 | 5 |
| Fast Break Points | 2 | 6 |
| Bench Points | 20 | 10 |

| | JPN | GBR |
|---------------------|-------------|-------------|
| Biggest Lead | 12 | 4 |
| Biggest Scoring Run | 8-0 (23-13) | 6-0 (47-43) |
| Lead Changes | | 1 |
| Times Tied | | 3 |
| Time Leading | 30:51 | 6:19 |

| Legend: | | | |
|---------|---------------------|-----|--------------------|
| % | Shooting Percentage | (C) | Captain |
| BS | Blocked Shots | DNP | Did Not Play |
| MIN | Minutes Played | No. | Uniform Number |
| Qx | Quarter Time | ST | Steals |
| * | Game Starters | DR | Defensive Rebounds |
| | | OR | Offensive Rebounds |
| | | TO | Turnovers |
| +/- | Plus-Minus | FD | Fouls Drawn |
| | | PF | Fouls |
| AS | Assists | TOT | Total Rebounds |
| M/A | Made / Attempts | | |
| PTS | Points | | |



Results

結果

Game 13

USA 68 vs 34 ESP
(18-11, 14-9, 21-11, 15-3)

Game Duration: 1:28

Referee: ZAMPONI Maurizio

Commissioner: TIMMS Janine

Umpires: QUINTANA Matias; RADYKAS Linas

| Scoring by 5 min intervals: | USA | Q1 | Q2 | Q3 | Q4 | ESP |
|-----------------------------|-----|------|-------|-------|-------|-----|
| | | 8 18 | 26 32 | 41 53 | 61 68 | |
| | | 4 11 | 16 20 | 25 31 | 31 34 | |

USA - United States

| No. | Name | Sport Class | MIN | Field Goals | | 2 Points | | 3 Points | | Free Throws | | Rebounds | | | AS | TO | ST | BS | PF | FD | +/- | PTS | |
|------------------------|-----------------------|------------------|-------|-------------|-----|----------|-----|----------|----|-------------|----|-------------|----|-----|----|----|----|----|----|----|-----|-----|---|
| | | | | M/A | % | M/A | % | M/A | % | M/A | % | OR | DR | TOT | | | | | | | | | |
| 1 | IBANEZ Alejandra | 2.5 | 16:22 | | | | | | | | | | 1 | 1 | | | | | | | 2 | 5 | 0 |
| 3 | BAULEKE Abigail | 1.5 | DNP | | | | | | | | | | | | | | | | | | | | |
| 4 | VORIS Zoe | 3.5 | 4:23 | 0/1 | 0 | 0/1 | 0 | | | | | | | | | | | | | | | 7 | 0 |
| *5 | HUNTER Darlene | 1.0 | 22:02 | 3/6 | 50 | 3/6 | 50 | | | | | 1 | 2 | 3 | 1 | 1 | | | | 4 | 1 | 21 | 6 |
| 7 | ASLAKSON Josie | 1.0 | 17:58 | 1/3 | 33 | 1/3 | 33 | | | | | | 1 | 1 | 2 | | | | | | | 13 | 2 |
| *8 | SCHNEIDER Natalie (C) | 4.5 | 35:40 | 6/6 | 100 | 6/6 | 100 | | | 1/2 | 50 | 1 | 9 | 10 | | 2 | | | 2 | 2 | 32 | 13 | |
| *15 | HOLLERMANN Rose | 3.5 | 32:04 | 9/14 | 64 | 9/12 | 75 | 0/2 | 0 | 2/3 | 67 | | 11 | 11 | 8 | 1 | | | 2 | 3 | 28 | 20 | |
| 21 | EATON Kaitlyn | 1.5 | DNP | | | | | | | | | | | | | | | | | | | | |
| *24 | ZURBRUGG Lindsey | 2.5 | 27:35 | 3/11 | 27 | 2/9 | 22 | 1/2 | 50 | 0/2 | 0 | | 2 | 2 | 5 | 1 | 1 | | 2 | 1 | 33 | 7 | |
| 43 | MOODY Bailey | 4.0 | 3:33 | 1/1 | 100 | 1/1 | 100 | | | | | | | | | | | | | | | -1 | 2 |
| 54 | GONZALEZ Ixhelt | 4.5 | 4:20 | 0/1 | 0 | 0/1 | 0 | | | | | | 2 | 2 | | 1 | | | | | 2 | 0 | |
| *55 | RYAN Courtney | 2.0 | 36:03 | 9/16 | 56 | 9/16 | 56 | | | | | 1 | 6 | 7 | 7 | 1 | 1 | | 1 | 2 | 30 | 18 | |
| Team / Coach | | | | | | | | | | | | 1 | 3 | 4 | | | | | | | | | |
| Totals | | | | 32/59 | 54 | 31/55 | 56 | 1/4 | 25 | 3/7 | 43 | 4 | 37 | 41 | 24 | 7 | 5 | | 12 | 11 | 34 | 68 | |
| Coach | | JOHNSON Lawrence | | | | | | | | | | | | | | | | | | | | | |
| Assistant Coach | | SPANGLER Amy | | | | | | | | | | KRAMER Adam | | | | | | | | | | | |

ESP - Spain

| No. | Name | Sport Class | MIN | Field Goals | | 2 Points | | 3 Points | | Free Throws | | Rebounds | | | AS | TO | ST | BS | PF | FD | +/- | PTS | |
|------------------------|----------------------------|----------------------|-------|-------------|----|----------|----|----------|----|-------------|----|-----------------------|----|-----|----|----|----|----|----|-----|-----|-----|---|
| | | | | M/A | % | M/A | % | M/A | % | M/A | % | OR | DR | TOT | | | | | | | | | |
| 4 | ORTEGA RICO Lourdes | 1.0 | 17:56 | | | | | | | | | | 1 | 1 | | 1 | | | | | | -11 | 0 |
| *6 | RUIZ ESCRIBANO Sonia (C) | 2.5 | 30:00 | 3/8 | 38 | 3/7 | 43 | 0/1 | 0 | 1/2 | 50 | | | 2 | 5 | | | 2 | 1 | | -29 | 7 | |
| 8 | ZUDAIRE GARCIA Beatriz | 3.0 | 16:55 | 2/8 | 25 | 2/7 | 29 | 0/1 | 0 | | | 1 | 4 | 5 | 2 | 2 | 1 | | | | -11 | 4 | |
| *9 | REVUELTA GARCIA Sara | 1.0 | 22:04 | | | | | | | | | | 2 | 2 | | | | | | 2 | -23 | 0 | |
| *11 | PEREZ GUTIERREZ Virginia | 4.0 | 18:49 | 3/19 | 16 | 2/13 | 15 | 1/6 | 17 | 1/2 | 50 | 2 | 5 | 7 | 2 | 2 | 1 | 1 | 3 | 3 | -20 | 8 | |
| 12 | NUNEZ MILAN Judith | 2.0 | DNP | | | | | | | | | | | | | | | | | | | | |
| 13 | ALONSO VILARINO Maria | 4.0 | 18:09 | 2/7 | 29 | 2/7 | 29 | | | | | 2 | 4 | 6 | | | | 1 | | | -13 | 4 | |
| *15 | MONTIEL CORTIJO Almudena | 2.0 | 33:05 | 0/3 | 0 | 0/2 | 0 | 0/1 | 0 | 0/2 | 0 | 2 | 1 | 3 | 2 | 1 | 1 | | 3 | 3 | -28 | 0 | |
| 44 | NAVARRO RODRIGUEZ Gabriela | 4.0 | 6:07 | 0/2 | 0 | 0/2 | 0 | | | | | | 1 | 1 | 1 | | | | | | 0 | 0 | |
| 51 | EGILUZ IBARGUEN Agurtzane | 3.0 | 6:55 | 0/3 | 0 | 0/3 | 0 | | | | | | 1 | 1 | | | | | 1 | | -6 | 0 | |
| *55 | LOPEZ CHAVEZ Isabel | 4.5 | 30:00 | 4/12 | 33 | 4/12 | 33 | | | 3/4 | 75 | 4 | 4 | 8 | 3 | 2 | | 1 | 3 | -29 | 11 | | |
| 88 | RUIZ RUIZ Maria | 2.0 | DNP | | | | | | | | | | | | | | | | | | | | |
| Team / Coach | | | | | | | | | | | | 2 | 3 | 5 | | | | | | | | | |
| Totals | | | | 14/62 | 23 | 13/53 | 25 | 1/9 | 11 | 5/10 | 50 | 13 | 26 | 39 | 12 | 13 | 3 | 1 | 11 | 12 | -34 | 34 | |
| Coach | | CARRION RUIZ Abraham | | | | | | | | | | | | | | | | | | | | | |
| Assistant Coach | | VARGAS AREVALO Marta | | | | | | | | | | BENITEZ SANCHEZ David | | | | | | | | | | | |

| | USA | ESP |
|-----------------------|----------------|---------------|
| Points from Turnovers | 12 | 7 |
| Points in the Paint | 44 (22/30) 73% | 10 (5/22) 23% |
| Second Chance Points | | 2 |
| Fast Break Points | 3 | |
| Bench Points | 4 | 8 |

| | USA | ESP |
|---------------------|--------------|-------------|
| Biggest Lead | 37 | 1 |
| Biggest Scoring Run | 19-0 (68-31) | 5-0 (10-11) |
| Lead Changes | | 2 |
| Times Tied | | |
| Time Leading | 39:13 | 0:30 |

| Legend: | | | |
|---------|---------------------|-----|--------------------|
| % | Shooting Percentage | (C) | Captain |
| BS | Blocked Shots | DNP | Did Not Play |
| MIN | Minutes Played | No. | Uniform Number |
| Qx | Quarter Time | ST | Steals |
| * | Game Starters | DR | Defensive Rebounds |
| +/- | Plus-Minus | OR | Offensive Rebounds |
| AS | Assists | PF | Fouls |
| M/A | Made / Attempts | TOT | Total Rebounds |
| PTS | Points | | |



Results

結果

Game 15

CHN 45 vs 38 NED

(10-9, 8-15, 8-0, 19-14)

Game Duration: 1:35

Referee: ROSENBERG Helen

Commissioner: SCHOEMAN Andrew

Umpires: FRONCZAK Adam; HARGREAVES Darrell

| Scoring by 5 min intervals: | CHN | Q1 | Q2 | Q3 | Q4 | NED |
|-----------------------------|-----|------|-------|-------|-------|-----|
| | | 6 10 | 12 18 | 24 26 | 32 45 | |
| | | 7 9 | 17 24 | 24 24 | 29 38 | |

CHN - China

| No. | Name | Sport Class | MIN | Field Goals | | 2 Points | | 3 Points | | Free Throws | | Rebounds | | | AS | TO | ST | BS | PF | FD | +/- | PTS |
|-----------------|-----------------|-------------|-------|-------------|----|----------|----|----------|---|-------------|----|----------|----|-----|----|----|----|----|----|----|-----|-----|
| | | | | M/A | % | M/A | % | M/A | % | M/A | % | OR | DR | TOT | | | | | | | | |
| 5 | CHEN Xuejing | 1.0 | DNP | | | | | | | | | | | | | | | | | | | |
| *6 | ZHANG Xuemei | 4.0 | 38:45 | 1/7 | 14 | 1/7 | 14 | | | 1/2 | 50 | 2 | 13 | 15 | 3 | 4 | | 2 | 5 | 5 | 7 | 3 |
| *7 | ZHANG Tonglei | 1.0 | 40:00 | 5/12 | 42 | 5/12 | 42 | | | | | | 2 | 2 | 4 | 2 | 1 | | 2 | 1 | 7 | 10 |
| 8 | LYU Guidi | 4.0 | 20:00 | 1/2 | 50 | 1/2 | 50 | | | | | | 3 | 3 | | 1 | | | 1 | 2 | 13 | 2 |
| *9 | LIN Suiling (C) | 3.0 | 40:00 | 8/18 | 44 | 8/18 | 44 | | | 1/2 | 50 | | 4 | 4 | 4 | 1 | 2 | | 2 | 1 | 7 | 17 |
| 10 | HUANG Xiaolian | 2.0 | 19:15 | 5/9 | 56 | 5/9 | 56 | | | 1/3 | 33 | 2 | 3 | 5 | 1 | | | | | 3 | 12 | 11 |
| *11 | DAI Jiameng | 4.5 | 20:45 | 1/4 | 25 | 1/4 | 25 | | | | | | 4 | 4 | | | | | 2 | | -5 | 2 |
| 12 | LEI Tianjiao | 4.5 | DNP | | | | | | | | | | | | | | | | | | | |
| 13 | CHEN Wenli | 1.5 | DNP | | | | | | | | | | | | | | | | | | | |
| 15 | YANG Yan | 4.0 | DNP | | | | | | | | | | | | | | | | | | | |
| 16 | DENG Mingzhu | 2.0 | DNP | | | | | | | | | | | | | | | | | | | |
| *23 | CHEN Meier | 1.5 | 21:15 | 0/2 | 0 | 0/2 | 0 | | | | | 1 | | 1 | 2 | | | | 1 | | -6 | 0 |
| Team / Coach | | | | | | | | | | | | 1 | 4 | 5 | | 4 | | | | | | |
| Totals | | | | 21/54 | 39 | 21/54 | 39 | | | 3/7 | 43 | 6 | 33 | 39 | 14 | 12 | 3 | 2 | 13 | 12 | 7 | 45 |
| Coach | | CHEN Qi | | | | | | | | | | | | | | | | | | | | |
| Assistant Coach | | HAN Yan | | | | | | | | | | | | | | | | | | | | |

NED - Netherlands

| No. | Name | Sport Class | MIN | Field Goals | | 2 Points | | 3 Points | | Free Throws | | Rebounds | | | AS | TO | ST | BS | PF | FD | +/- | PTS |
|-----------------|----------------------|------------------------|-------|-------------|-----|----------|-----|----------|---|-------------|----|----------|----|-----|----|----|----|----|----|----|-----|-----|
| | | | | M/A | % | M/A | % | M/A | % | M/A | % | OR | DR | TOT | | | | | | | | |
| 1 | TAGGENBROCK Anouk | 2.5 | DNP | | | | | | | | | | | | | | | | | | | |
| *2 | ARTS Ilse | 1.5 | 29:34 | 1/1 | 100 | 1/1 | 100 | | | | | 4 | 4 | 1 | | 1 | | | 5 | | -3 | 2 |
| 4 | van HEES Sylvana | 1.5 | DNP | | | | | | | | | | | | | | | | | | | |
| 5 | FRELINK Lindsay | 2.0 | 8:05 | 0/1 | 0 | 0/1 | 0 | | | | | 2 | | 2 | | 1 | | | 1 | 1 | -2 | 0 |
| *6 | VISSER Jitske | 1.0 | 40:00 | 1/5 | 20 | 1/5 | 20 | | | | | | 1 | 1 | 2 | | | | 1 | 1 | -7 | 2 |
| 8 | van der SPRONG Julia | 3.5 | 5:42 | 0/3 | 0 | 0/3 | 0 | | | | | 1 | 2 | 3 | | 1 | | 1 | | 1 | -2 | 0 |
| *9 | KRAMER Bo | 4.5 | 37:39 | 5/16 | 31 | 5/16 | 31 | | | 1/2 | 50 | 1 | 5 | 6 | 3 | 2 | 1 | 1 | 2 | 4 | -5 | 11 |
| 10 | WIMMENHOEVE Xena | 4.0 | DNP | | | | | | | | | | | | | | | | | | | |
| 11 | KORVER Cher | 2.5 | 23:15 | 6/13 | 46 | 6/12 | 50 | 0/1 | 0 | | | 1 | 3 | 4 | 4 | 4 | | | | | 0 | 12 |
| 12 | PRONK Saskia | 1.0 | DNP | | | | | | | | | | | | | | | | | | | |
| *14 | de ROOIJ Carina (C) | 3.0 | 19:06 | 1/5 | 20 | 1/5 | 20 | | | | | | 3 | 3 | | 3 | | | 1 | 1 | -9 | 2 |
| *15 | BEIJER Mariska | 4.0 | 36:39 | 3/10 | 30 | 3/10 | 30 | | | 3/6 | 50 | | 7 | 7 | 2 | | | | 2 | 5 | -7 | 9 |
| Team / Coach | | | | | | | | | | | | 2 | 1 | 3 | | 2 | | | | | | |
| Totals | | | | 17/54 | 31 | 17/53 | 32 | 0/1 | 0 | 4/8 | 50 | 7 | 26 | 33 | 12 | 13 | 2 | 2 | 12 | 13 | -7 | 38 |
| Coach | | van der LINDEN Gertjan | | | | | | | | | | | | | | | | | | | | |
| Assistant Coach | | SLOOF Irene | | | | | | | | | | | | | | | | | | | | |

| | CHN | NED |
|-----------------------|---------------|----------------|
| Points from Turnovers | 15 | 8 |
| Points in the Paint | 10 (5/10) 50% | 24 (12/28) 43% |
| Second Chance Points | 6 | 7 |
| Fast Break Points | 4 | 2 |
| Bench Points | 13 | 12 |

| | CHN | NED |
|---------------------|--------------|-------------|
| Biggest Lead | 9 | 8 |
| Biggest Scoring Run | 12-0 (28-24) | 5-0 (14-22) |
| Lead Changes | | 5 |
| Times Tied | | 2 |
| Time Leading | 14:31 | 19:26 |

| Legend: | | | |
|---------|---------------------|-----|--------------------|
| % | Shooting Percentage | (C) | Captain |
| BS | Blocked Shots | DNP | Did Not Play |
| MIN | Minutes Played | No. | Uniform Number |
| Qx | Quarter Time | ST | Steals |
| * | Game Starters | DR | Defensive Rebounds |
| | | OR | Offensive Rebounds |
| | | TO | Turnovers |
| +/- | Plus-Minus | FD | Fouls Drawn |
| | | PF | Fouls |
| AS | Assists | TOT | Total Rebounds |
| M/A | Made / Attempts | | |
| PTS | Points | | |



Results

結果

Game 18

CAN 61 vs 35 JPN (13-8, 18-6, 20-11, 10-10)

Game Duration: 1:25

Referee: HSIEH Shu-Fei

Commissioner: van MEURS Nathalie

Umpires: WOOD Ben; CARMONA Hector

| Scoring by 5 min intervals: | CAN | Q1 | Q2 | Q3 | Q4 | JPN |
|-----------------------------|-----|------|-------|-------|-------|-----|
| | | 7 13 | 20 31 | 43 51 | 61 61 | |
| | | 2 8 | 10 14 | 21 25 | 31 35 | |

CAN - Canada

| No. | Name | Sport Class | MIN | Field Goals | | 2 Points | | 3 Points | | Free Throws | | Rebounds | | | AS | TO | ST | BS | PF | FD | +/- | PTS | |
|------------------------|--------------------|-----------------------|-------|-------------|-----|----------|-----|----------|----|-------------|-----|-----------------|----|-----|----|----|----|----|----|----|-----|-----|--|
| | | | | M/A | % | M/A | % | M/A | % | M/A | % | OR | DR | TOT | | | | | | | | | |
| *4 | LALONDE Rosalie | 3.0 | 26:49 | 4/11 | 36 | 4/11 | 36 | | | 1/2 | 50 | 1 | 1 | 1 | 5 | 1 | 1 | | 1 | 2 | 15 | 9 | |
| 5 | TESSIER Elodie | 2.5 | 13:11 | | | | | | | | | 1 | 1 | 2 | | | | | 3 | 2 | 11 | 0 | |
| *6 | YOUNG Arinn | 4.5 | 23:11 | 5/15 | 33 | 4/12 | 33 | 1/3 | 33 | 2/2 | 100 | 1 | 9 | 10 | 6 | 2 | 1 | | 2 | 3 | 16 | 13 | |
| *7 | OUELLET Cindy (C) | 3.5 | 26:49 | 5/14 | 36 | 5/14 | 36 | | | | | 3 | 7 | 10 | 4 | 1 | 1 | 1 | | 4 | 15 | 10 | |
| *8 | STEEVES Tamara | 1.5 | 18:46 | 4/6 | 67 | 4/6 | 67 | | | | | 1 | 2 | 3 | | | | | 1 | | 5 | 8 | |
| 9 | DUPLESSIS Danielle | 4.5 | 3:57 | 0/1 | 0 | 0/1 | 0 | | | | | | 1 | 1 | 1 | 2 | | | 1 | | 4 | 0 | |
| 10 | LAI Puisand | 1.0 | 18:46 | 0/1 | 0 | 0/1 | 0 | | | | | 1 | 1 | | | | | | | | 12 | 0 | |
| 11 | LLANES Tara | 1.5 | 21:14 | 1/1 | 100 | 1/1 | 100 | | | | | 2 | 4 | 6 | 4 | 1 | | | 2 | | 21 | 2 | |
| 12 | BERUBE Sandrine | 4.5 | 4:49 | 0/3 | 0 | 0/3 | 0 | | | | | | | | | | | | 1 | | -4 | 0 | |
| 13 | DANDENEAU Kathleen | 4.5 | 21:14 | 8/15 | 53 | 5/9 | 56 | 3/6 | 50 | | | 2 | 7 | 9 | 5 | 2 | 1 | 1 | 2 | 1 | 21 | 19 | |
| *15 | HAWTIN Melanie | 1.0 | 21:14 | | | | | | | | | | 1 | 1 | | | | | | | 14 | 0 | |
| Team / Coach | | | | | | | | | | | | 1 | 4 | 5 | | | | | | | | | |
| Totals | | | | 27/67 | 40 | 23/58 | 40 | 4/9 | 44 | 3/4 | 75 | 13 | 36 | 49 | 21 | 12 | 6 | 2 | 13 | 12 | 26 | 61 | |
| Coach | | DUCHARME Marc Antoine | | | | | | | | | | | | | | | | | | | | | |
| Assistant Coach | | CASS Simon | | | | | | | | | | NORDELL Darrell | | | | | | | | | | | |

JPN - Japan

| No. | Name | Sport Class | MIN | Field Goals | | 2 Points | | 3 Points | | Free Throws | | Rebounds | | | AS | TO | ST | BS | PF | FD | +/- | PTS | |
|------------------------|------------------|-----------------|-------|-------------|----|----------|----|----------|---|-------------|-----|-----------------|----|-----|----|----|----|----|----|----|-----|-----|----|
| | | | | M/A | % | M/A | % | M/A | % | M/A | % | OR | DR | TOT | | | | | | | | | |
| 2 | ZAIMA Izumi | 1.0 | 9:02 | 0/1 | 0 | 0/1 | 0 | | | | | | | | | | | | | | -10 | 0 | |
| *4 | YANAGIMOTO Amane | 2.5 | 24:08 | 2/8 | 25 | 2/7 | 29 | 0/1 | 0 | | | 2 | 2 | 4 | | 1 | | | 3 | 4 | -26 | 4 | |
| 5 | HIRAI Miki | 2.5 | 1:38 | | | | | | | | | | | | | | | | | | 0 | 0 | |
| 7 | TSUCHIDA Mayumi | 4.0 | 11:57 | 3/5 | 60 | 3/5 | 60 | | | 2/2 | 100 | 1 | 3 | 4 | 1 | 2 | | | 1 | 2 | 5 | 8 | |
| *10 | HAGINO Mayo | 1.5 | 35:21 | 0/7 | 0 | 0/6 | 0 | 0/1 | 0 | | | 2 | 2 | 4 | 2 | 2 | | | 2 | 1 | -22 | 0 | |
| *12 | FUJII Ikumi (C) | 4.0 | 22:11 | 5/14 | 36 | 5/14 | 36 | | | | | 1 | 5 | 6 | 1 | 1 | | | 1 | | -17 | 10 | |
| 14 | SHIMIZU Chinami | 3.0 | 3:43 | | | | | | | | | | | | | | | | | | 4 | 0 | |
| *15 | AMIMOTO Mari | 4.5 | 23:24 | 0/6 | 0 | 0/6 | 0 | | | 1/2 | 50 | 1 | 7 | 8 | 5 | 3 | | | 1 | 2 | -27 | 1 | |
| 18 | KITADA Chihiro | 4.5 | 22:28 | 4/16 | 25 | 4/13 | 31 | 0/3 | 0 | | | | 5 | 5 | 1 | 1 | 1 | | 2 | 3 | -13 | 8 | |
| *19 | KITAMA Yui | 1.0 | 26:27 | | | | | | | | | | 2 | 2 | | | | | | | -15 | 0 | |
| 22 | YASUO Emi | 2.0 | 9:10 | | | | | | | | | 1 | 1 | 1 | 1 | | | | 1 | 2 | -5 | 0 | |
| 88 | ODAJIMA Rie | 2.5 | 10:31 | 2/5 | 40 | 2/5 | 40 | | | | | | 1 | 1 | 1 | | | | 1 | | -4 | 4 | |
| Team / Coach | | | | | | | | | | | | 1 | 1 | 3 | | | | | | | | | |
| Totals | | | | 16/62 | 26 | 16/57 | 28 | 0/5 | 0 | 3/4 | 75 | 9 | 27 | 36 | 12 | 14 | 1 | | | 12 | 14 | -26 | 35 |
| Coach | | IWASA Yoshiaki | | | | | | | | | | | | | | | | | | | | | |
| Assistant Coach | | TACHIBANA Kaori | | | | | | | | | | YAMASAKI Sayaka | | | | | | | | | | | |

| | CAN | JPN |
|-----------------------|----------------|---------------|
| Points from Turnovers | 15 | 8 |
| Points in the Paint | 40 (20/40) 50% | 14 (7/25) 28% |
| Second Chance Points | 4 | 6 |
| Fast Break Points | 8 | 6 |
| Bench Points | 21 | 20 |

| | CAN | JPN |
|---------------------|--------------|-------------|
| Biggest Lead | 34 | |
| Biggest Scoring Run | 12-0 (59-25) | 6-0 (59-31) |
| Lead Changes | | |
| Times Tied | | 1 |
| Time Leading | 37:57 | 0:00 |

| Legend: | | | |
|---------|---------------------|-----|--------------------|
| % | Shooting Percentage | (C) | Captain |
| BS | Blocked Shots | DR | Defensive Rebounds |
| No. | Uniform Number | OR | Offensive Rebounds |
| ST | Steals | TO | Turnovers |
| * | Game Starters | FD | Fouls Drawn |
| +/- | Plus-Minus | PF | Fouls |
| M/A | Made / Attempts | PTS | Points |
| AS | Assists | MIN | Minutes Played |
| Qx | Quarter Time | | |



Results

結果

Game 19

NED 109 vs 18 ALG

(23-0, 34-12, 22-6, 30-0)

Game Duration: 1:23

Referee: ONO Hiroki

Commissioner: MAGALLANES Juan

Umpires: GAMEZ Mauricio; PEIC Krunoslav

| Scoring by 5 min intervals: | NED | Q1 | Q2 | Q3 | Q4 | ALG |
|-----------------------------|-----|----|----|----|----|-----|
| | | 16 | 23 | 33 | 57 | 67 |
| | | 0 | 0 | 4 | 12 | 16 |
| | | | | 67 | 79 | 93 |
| | | | | 16 | 18 | 18 |

NED - Netherlands

| No. | Name | Sport Class | MIN | Field Goals | | 2 Points | | 3 Points | | Free Throws | | Rebounds | | | AS | TO | ST | BS | PF | FD | +/- | PTS | | | | | | |
|-----------------|----------------------|------------------------|-------|-------------|-----|----------|-----|----------|----|-------------|-----|----------|----|-----|----|----|----|----|----|----|-----|-----|--|--|--|--|--|--|
| | | | | M/A | % | M/A | % | M/A | % | M/A | % | OR | DR | TOT | | | | | | | | | | | | | | |
| 1 | TAGGENBROCK Anouk | 2.5 | 8:00 | 1/1 | 100 | 1/1 | 100 | | | | | | 1 | 1 | | | | | | | 24 | 2 | | | | | | |
| *2 | ARTS Ilse | 1.5 | 9:18 | | | | | | | | | | | | 1 | 2 | 1 | | 1 | | 21 | 0 | | | | | | |
| 4 | van HEES Sylvana | 1.5 | 10:30 | | | | | | | | | | | 1 | | 1 | | | | 24 | 0 | | | | | | | |
| 5 | FRELINK Lindsay | 2.0 | 11:32 | 2/3 | 67 | 2/3 | 67 | | | | | | | 2 | | | | | | 22 | 4 | | | | | | | |
| *6 | VISSER Jitske | 1.0 | 13:52 | 1/1 | 100 | 1/1 | 100 | | | | | | | 1 | 1 | | | | | 30 | 2 | | | | | | | |
| 8 | van der SPRONG Julia | 3.5 | 19:09 | 5/7 | 71 | 5/7 | 71 | | | | | 1 | 8 | 9 | 5 | 1 | 1 | 1 | 1 | 46 | 10 | | | | | | | |
| *9 | KRAMER Bo | 4.5 | 19:42 | 6/11 | 55 | 6/11 | 55 | | | 1/2 | 50 | 3 | 4 | 7 | 11 | 1 | 5 | 1 | 1 | 53 | 13 | | | | | | | |
| 10 | WIMMENHOEVE Xena | 4.0 | 20:18 | 4/12 | 33 | 4/12 | 33 | | | 0/2 | 0 | 4 | 3 | 7 | 2 | 1 | | | 1 | 1 | 38 | 8 | | | | | | |
| 11 | KORVER Cher | 2.5 | 23:26 | 10/16 | 63 | 10/16 | 63 | | | 3/3 | 100 | 1 | 4 | 5 | 8 | 1 | 4 | | | 58 | 23 | | | | | | | |
| 12 | PRONK Saskia | 1.0 | 19:53 | | | | | | | | | | | 1 | | | | | 1 | 47 | 0 | | | | | | | |
| *14 | de ROOIJ Carina (C) | 3.0 | 21:15 | 6/10 | 60 | 6/10 | 60 | | | 2/2 | 100 | 1 | 1 | 2 | 4 | | 2 | | 3 | 5 | 45 | 14 | | | | | | |
| *15 | BEIJER Mariska | 4.0 | 23:05 | 16/22 | 73 | 15/19 | 79 | 1/3 | 33 | | | 1 | 10 | 11 | 4 | 1 | 2 | 2 | 3 | 47 | 33 | | | | | | | |
| Team / Coach | | | | | | | | | | | | | | | | 4 | 3 | 7 | | | | | | | | | | |
| Totals | | | | 51/83 | 61 | 50/80 | 63 | 1/3 | 33 | 6/9 | 67 | 15 | 34 | 49 | 40 | 7 | 17 | 4 | 10 | 9 | 91 | 109 | | | | | | |
| Coach | | van der LINDEN Gertjan | | | | | | | | | | | | | | | | | | | | | | | | | | |
| Assistant Coach | | SLOOF Irene | | | | | | | | | | | | | | | | | | | | | | | | | | |

ALG - Algeria

| No. | Name | Sport Class | MIN | Field Goals | | 2 Points | | 3 Points | | Free Throws | | Rebounds | | | AS | TO | ST | BS | PF | FD | +/- | PTS | | | | | | |
|-----------------|-----------------------|----------------|-------|-------------|----|----------|----|----------|---|-------------|----|----------|----|-----|----|----|----|----|----|-----|-----|-----|--|--|--|--|--|--|
| | | | | M/A | % | M/A | % | M/A | % | M/A | % | OR | DR | TOT | | | | | | | | | | | | | | |
| *4 | MEHIMDA Nebia | 3.0 | 14:39 | 0/1 | 0 | 0/1 | 0 | | | | | 1 | 2 | 3 | 1 | | | 1 | 1 | 1 | -27 | 0 | | | | | | |
| 5 | KHEDIR Naoual | 4.0 | 4:42 | 1/2 | 50 | 1/2 | 50 | | | | | | | 2 | 1 | | | | | -16 | 2 | | | | | | | |
| 6 | GHOUL Yamina | 1.5 | 3:05 | | | | | | | 0/2 | 0 | | | | | | | | 1 | -10 | 0 | | | | | | | |
| 7 | BELHADEF Hafida | 4.0 | 7:11 | 0/3 | 0 | 0/3 | 0 | | | | | | | | 1 | | | | | -22 | 0 | | | | | | | |
| *8 | BOUZIDI Fatima | 1.0 | 40:00 | 1/5 | 20 | 1/5 | 20 | | | 0/1 | 0 | 2 | 3 | 5 | 2 | | | 1 | 1 | -91 | 2 | | | | | | | |
| *9 | KHEMGANI Djamilia (C) | 4.0 | 35:18 | 3/21 | 14 | 2/10 | 20 | 1/11 | 9 | | | 2 | 4 | 6 | 2 | 9 | | 2 | 3 | -75 | 7 | | | | | | | |
| *11 | SEMATI Dahbia | 1.5 | 36:55 | 0/2 | 0 | 0/2 | 0 | | | 1/2 | 50 | 2 | 2 | 2 | 1 | 1 | | 1 | 2 | -81 | 1 | | | | | | | |
| *12 | ZAIRI Kheira | 4.0 | 12:45 | 0/3 | 0 | 0/2 | 0 | 0/1 | 0 | | | 1 | 2 | 3 | 4 | 1 | | | | -28 | 0 | | | | | | | |
| 13 | SELLAMI Zohra | 2.5 | 7:03 | | | | | | | | | | | | 2 | | | 1 | | -22 | 0 | | | | | | | |
| 14 | ABDELALI Samiha | 2.5 | 18:18 | 0/3 | 0 | 0/3 | 0 | | | | | 1 | 1 | 6 | 1 | | 1 | 1 | 2 | -42 | 0 | | | | | | | |
| 15 | BOUBLAL Nourhane | 4.5 | 20:04 | 3/14 | 21 | 3/13 | 23 | 0/1 | 0 | | | 2 | 2 | | | 1 | | 1 | | -41 | 6 | | | | | | | |
| Team / Coach | | | | | | | | | | | | | | | | 3 | 2 | 5 | | | | | | | | | | |
| Totals | | | | 8/54 | 15 | 7/41 | 17 | 1/13 | 8 | 1/5 | 20 | 11 | 16 | 27 | 6 | 35 | 3 | 1 | 8 | 10 | -91 | 18 | | | | | | |
| Coach | | TAGHICHE Ahmed | | | | | | | | | | | | | | | | | | | | | | | | | | |
| Assistant Coach | | HOURI Youcef | | | | | | | | | | | | | | | | | | | | | | | | | | |

| | NED | ALG |
|-----------------------|----------------|--------------|
| Points from Turnovers | 49 | |
| Points in the Paint | 92 (46/68) 68% | 8 (4/19) 21% |
| Second Chance Points | 13 | 2 |
| Fast Break Points | 40 | |
| Bench Points | 47 | 8 |

| | NED | ALG |
|---------------------|---------------|-------------|
| Biggest Lead | 91 | |
| Biggest Scoring Run | 32-0 (109-18) | 3-0 (67-16) |
| Lead Changes | | |
| Times Tied | | |
| Time Leading | 39:51 | 0:00 |

| Legend: | | | |
|---------|---------------------|-----|--------------------|
| % | Shooting Percentage | (C) | Captain |
| BS | Blocked Shots | DR | Defensive Rebounds |
| No. | Uniform Number | OR | Offensive Rebounds |
| ST | Steals | TO | Turnovers |
| * | Game Starters | FD | Fouls Drawn |
| +/- | Plus-Minus | PF | Fouls |
| M/A | Made / Attempts | TOT | Total Rebounds |
| PTS | Points | AS | Assists |
| | | MIN | Minutes Played |
| | | Qx | Quarter Time |



Results

NOT VALIDATED

結果

Game 21

ESP 29 vs 46 CHN
(6-16, 10-8, 7-12, 6-10)

Attendance: 8
Game Duration: 1:35

Referee: TAHMASIAN Geghard

Commissioner: SCHOEMAN Andrew

Umpires: ETZELMUELLER Erik; VILLARD Celine

| Scoring by 5 min intervals: | ESP CHN | Q1 | | Q2 | | Q3 | | Q4 | |
|-----------------------------|------------|----|----|----|----|----|----|----|----|
| | | 4 | 6 | 10 | 16 | 21 | 23 | 25 | 29 |
| | | 6 | 16 | 22 | 24 | 28 | 36 | 42 | 46 |

ESP - Spain

| No. | Name | Sport Class | MIN | Field Goals | | 2 Points | | 3 Points | | Free Throws | | Rebounds | | | AS | TO | ST | BS | PF | FD | +/- | PTS | |
|-----------------|----------------------------|----------------------|-------|-------------|----|----------|----|----------|---|-------------|----|-----------------------|----|-----|----|----|----|----|----|----|-----|-----|---|
| | | | | M/A | % | M/A | % | M/A | % | M/A | % | OR | DR | TOT | | | | | | | | | |
| 4 | ORTEGA RICO Lourdes | 1.0 | 20:11 | 1/3 | 33 | 1/3 | 33 | | | | | 1 | 1 | 2 | | | | | | | | -5 | 2 |
| *6 | RUIZ ESCRIBANO Sonia (C) | 2.5 | 19:16 | 1/3 | 33 | 1/3 | 33 | | | | | 2 | | 2 | 2 | | | | 1 | | | -16 | 2 |
| 8 | ZUDAIRE GARCIA Beatriz | 3.0 | 20:44 | 1/5 | 20 | 1/5 | 20 | | | 3/4 | 75 | 1 | 3 | 4 | 4 | 2 | | | | 2 | | -1 | 5 |
| *9 | REVUELTA GARCIA Sara | 1.0 | 19:49 | | | | | | | | | | | | | | | | | | | -12 | 0 |
| *11 | PEREZ GUTIERREZ Virginia | 4.0 | 12:26 | 1/10 | 10 | 1/10 | 10 | | | | | 2 | 4 | 6 | 1 | 3 | | | | | | -10 | 2 |
| 12 | NUNEZ MILAN Judith | 2.0 | DNP | | | | | | | | | | | | | | | | | | | | |
| 13 | ALONSO VILARINO Maria | 4.0 | 24:37 | 3/13 | 23 | 3/13 | 23 | | | 3/4 | 75 | 2 | 3 | 5 | | 2 | | 1 | 1 | 7 | | -3 | 9 |
| *15 | MONTIEL CORTIJO Almudena | 2.0 | 40:00 | 1/7 | 14 | 1/7 | 14 | | | | | 3 | 5 | 8 | | 2 | 1 | | 4 | | | -17 | 2 |
| 44 | NAVARRO RODRIGUEZ Gabriela | 4.0 | 23:41 | 0/2 | 0 | 0/2 | 0 | | | 3/4 | 75 | 1 | 5 | 6 | 3 | 2 | | | | 2 | | -5 | 3 |
| 51 | EGILUZ IBARGUEN Agurtzane | 3.0 | DNP | | | | | | | | | | | | | | | | | | | | |
| *55 | LOPEZ CHAVEZ Isabel | 4.5 | 19:16 | 2/4 | 50 | 2/3 | 67 | 0/1 | 0 | | | | 4 | 4 | 1 | | | | | | | -16 | 4 |
| 88 | RUIZ RUIZ Maria | 2.0 | DNP | | | | | | | | | | | | | | | | | | | | |
| Team / Coach | | | | | | | | | | | | | 1 | 1 | | 8 | | | | | | | |
| Totals | | | | 10/47 | 21 | 10/46 | 22 | 0/1 | 0 | 9/12 | 75 | 12 | 26 | 38 | 11 | 19 | 1 | 1 | 6 | 11 | -17 | 29 | |
| Coach | | CARRION RUIZ Abraham | | | | | | | | | | | | | | | | | | | | | |
| Assistant Coach | | VARGAS AREVALO Marta | | | | | | | | | | BENITEZ SANCHEZ David | | | | | | | | | | | |

CHN - China

| No. | Name | Sport Class | MIN | Field Goals | | 2 Points | | 3 Points | | Free Throws | | Rebounds | | | AS | TO | ST | BS | PF | FD | +/- | PTS | |
|-----------------|-----------------|-------------|-------|-------------|----|----------|----|----------|---|-------------|----|----------|----|-----|----|----|----|----|----|----|-----|-----|----|
| | | | | M/A | % | M/A | % | M/A | % | M/A | % | OR | DR | TOT | | | | | | | | | |
| 5 | CHEN Xuejing | 1.0 | DNP | | | | | | | | | | | | | | | | | | | | |
| *6 | ZHANG Xuenei | 4.0 | 40:00 | 2/11 | 18 | 2/11 | 18 | | | | | 9 | 9 | 3 | 1 | 1 | | | 4 | | | 17 | 4 |
| *7 | ZHANG Tonglei | 1.0 | 40:00 | 5/12 | 42 | 5/12 | 42 | | | | | 1 | 1 | 4 | 1 | | | 1 | | | | 17 | 10 |
| 8 | LYU Guidi | 4.0 | 20:00 | 0/1 | 0 | 0/1 | 0 | | | | | 3 | 3 | 1 | | 2 | | 1 | | | | 9 | 0 |
| *9 | LIN Suiling (C) | 3.0 | 40:00 | 5/10 | 50 | 5/9 | 56 | 0/1 | 0 | 1/2 | 50 | 3 | 2 | 5 | 5 | 1 | | 3 | 3 | | | 17 | 11 |
| 10 | HUANG Xiaolian | 2.0 | 20:00 | 5/11 | 45 | 5/11 | 45 | | | 1/2 | 50 | 2 | 2 | 4 | | 1 | | | | 1 | | 9 | 11 |
| *11 | DAI Jiameng | 4.5 | 20:00 | 4/6 | 67 | 4/6 | 67 | | | | | | 5 | 5 | | | | | | | | 8 | 8 |
| 12 | LEI Tianjiao | 4.5 | DNP | | | | | | | | | | | | | | | | | | | | |
| 13 | CHEN Wenli | 1.5 | DNP | | | | | | | | | | | | | | | | | | | | |
| 15 | YANG Yan | 4.0 | DNP | | | | | | | | | | | | | | | | | | | | |
| 16 | DENG Mingzhu | 2.0 | DNP | | | | | | | | | | | | | | | | | | | | |
| *23 | CHEN Meier | 1.5 | 20:00 | 1/3 | 33 | 1/3 | 33 | | | | | 1 | 1 | 2 | 1 | 1 | 1 | | 2 | 2 | | 8 | 2 |
| Team / Coach | | | | | | | | | | | | 1 | 1 | 2 | 1 | 1 | 1 | | 2 | 2 | | 8 | 2 |
| Totals | | | | 22/54 | 41 | 22/53 | 42 | 0/1 | 0 | 2/4 | 50 | 5 | 23 | 28 | 18 | 6 | 5 | | 11 | 6 | 17 | 46 | |
| Coach | | CHEN Qi | | | | | | | | | | | | | | | | | | | | | |
| Assistant Coach | | HAN Yan | | | | | | | | | | | | | | | | | | | | | |

| | ESP | CHN |
|-----------------------|--------------|--------------|
| Points from Turnovers | 2 | 15 |
| Points in the Paint | 6 (3/19) 16% | 10 (5/9) 56% |
| Second Chance Points | 6 | 2 |
| Fast Break Points | | 4 |
| Bench Points | 19 | 11 |

| | ESP | CHN |
|---------------------|-------------|-------------|
| Biggest Lead | 2 | 19 |
| Biggest Scoring Run | 5-0 (15-22) | 10-0 (6-20) |
| Lead Changes | | 1 |
| Times Tied | | 2 |
| Time Leading | 0:31 | 38:01 |

| Legend: | | | |
|---------|---------------------|-----|--------------------|
| % | Shooting Percentage | (C) | Captain |
| BS | Blocked Shots | DNP | Did Not Play |
| MIN | Minutes Played | No. | Uniform Number |
| Qx | Quarter Time | ST | Steals |
| * | Game Starters | DR | Defensive Rebounds |
| +/- | Plus-Minus | OR | Offensive Rebounds |
| AS | Assists | PF | Fouls |
| M/A | Made / Attempts | TOT | Total Rebounds |
| PTS | Points | | |



Results

結果

Game 24

GBR 35 vs 53 GER

(7-18, 10-12, 4-8, 14-15)

Game Duration: 1:30

Referee: NIKAIDO Shunsuke

Commissioner: COSSAER Dirk

Umpires: ZAMPONI Maurizio; URUNUELA Juan

| Scoring by 5 min intervals: | Q1 | | Q2 | | Q3 | | Q4 | |
|-----------------------------|-----|-----|-----|-----|-----|-----|-----|-----|
| | GBR | GER | GBR | GER | GBR | GER | GBR | GER |
| | 4 | 7 | 13 | 17 | 17 | 21 | 25 | 35 |
| | 10 | 18 | 26 | 30 | 34 | 38 | 46 | 53 |

GBR - Great Britain

| No. | Name | Sport Class | MIN | Field Goals | | 2 Points | | 3 Points | | Free Throws | | Rebounds | | | AS | TO | ST | BS | PF | FD | +/- | PTS | |
|------------------------|---------------------|--------------------|-------|-------------|----|----------|----|----------|---|-------------|----|----------|----|-----|----|----|----|----|----|----|-----|-----|--|
| | | | | M/A | % | M/A | % | M/A | % | M/A | % | OR | DR | TOT | | | | | | | | | |
| *4 | MOORE Charlotte | 1.0 | 31:09 | 1/8 | 13 | 1/7 | 14 | 0/1 | 0 | | | 1 | | 1 | | | | | 1 | | -19 | 2 | |
| 5 | CARRIGILL Sophie | 1.0 | 25:06 | 1/2 | 50 | 1/2 | 50 | | | | | 1 | 1 | 2 | 1 | 1 | 1 | | 1 | 1 | -6 | 2 | |
| 6 | BELL Michaela | 1.5 | 5:37 | 0/2 | 0 | 0/2 | 0 | | | | | | 1 | 1 | | | | | | | 0 | 0 | |
| *7 | FREEMAN Helen | 4.0 | 26:48 | 3/9 | 33 | 3/8 | 38 | 0/1 | 0 | | | 1 | 6 | 7 | 6 | 3 | 3 | | 1 | 3 | -8 | 6 | |
| *8 | WILLIAMS Laurie | 2.5 | 13:42 | 3/6 | 50 | 3/6 | 50 | | | | | 1 | 1 | 2 | | 3 | | | 1 | 3 | -5 | 6 | |
| 9 | HAMER Judith | 4.0 | 11:56 | 0/4 | 0 | 0/4 | 0 | | | | | 1 | 2 | 3 | 1 | | 1 | | 1 | 1 | -7 | 0 | |
| *10 | CONROY Amy (C) | 4.0 | 17:17 | 1/3 | 33 | 1/3 | 33 | | | 1/2 | 50 | | 5 | 5 | 1 | | | | 1 | 1 | -6 | 3 | |
| 11 | THOMPSON Madeleine | 4.0 | 13:06 | 1/7 | 14 | 1/5 | 20 | 0/2 | 0 | | | | | 3 | | | | | 2 | | -1 | 2 | |
| 12 | ROBINSON Lucy | 4.5 | 6:15 | 0/2 | 0 | 0/2 | 0 | | | | | | 1 | 1 | | | | | | | -4 | 0 | |
| 13 | FITZPATRICK Siobhan | 3.0 | 4:26 | 0/1 | 0 | 0/1 | 0 | | | | | | 1 | 1 | 1 | | | | | | -6 | 0 | |
| *14 | HAIZELDEN Joy | 2.5 | 18:08 | 3/5 | 60 | 3/5 | 60 | | | | | | 2 | 2 | 1 | 2 | | | 1 | 1 | -11 | 6 | |
| 15 | LOVE Robyn | 3.5 | 26:30 | 3/14 | 21 | 3/13 | 23 | 0/1 | 0 | 2/5 | 40 | 4 | 4 | 8 | | 1 | 1 | | 2 | 5 | -17 | 8 | |
| Team / Coach | | | | | | | | | | | | 4 | | | | | | | | | | | |
| Totals | | | | 16/63 | 25 | 16/58 | 28 | 0/5 | 0 | 3/7 | 43 | 9 | 28 | 37 | 14 | 10 | 6 | | 11 | 15 | -18 | 35 | |
| Coach | | FISHER Simon | | | | | | | | | | | | | | | | | | | | | |
| Assistant Coach | | THOMPSON Madeleine | | | | | | | | | | | | | | | | | | | | | |

GER - Germany

| No. | Name | Sport Class | MIN | Field Goals | | 2 Points | | 3 Points | | Free Throws | | Rebounds | | | AS | TO | ST | BS | PF | FD | +/- | PTS | |
|------------------------|----------------------|-------------|-------|-------------|----|----------|----|----------|---|-------------|-----|----------|----|-----|----|----|----|----|----|----|-----|-----|--|
| | | | | M/A | % | M/A | % | M/A | % | M/A | % | OR | DR | TOT | | | | | | | | | |
| *4 | MILLER Mareike (C) | 4.5 | 35:18 | 9/21 | 43 | 9/20 | 45 | 0/1 | 0 | 3/3 | 100 | 5 | 13 | 18 | 6 | 3 | 2 | | 2 | 6 | 21 | 21 | |
| 5 | WELIN-RYKLIN Johanna | 2.0 | DNP | | | | | | | | | | | | | | | | | | | | |
| 6 | WEISS Catharina | 1.0 | 13:55 | 1/3 | 33 | 1/3 | 33 | | | | | 2 | 1 | 3 | | 1 | | | 3 | 1 | -2 | 2 | |
| *7 | PATZWALD Anne | 1.0 | 35:11 | 2/4 | 50 | 2/4 | 50 | | | 0/1 | 0 | | 1 | 1 | | | | | 2 | 1 | 13 | 4 | |
| *8 | LANG Katharina | 4.5 | 30:50 | 7/17 | 41 | 7/15 | 47 | 0/2 | 0 | 2/2 | 100 | | 12 | 12 | 9 | 2 | | | | 1 | 22 | 16 | |
| 9 | FUERST Laura | 2.0 | 17:14 | 1/3 | 33 | 1/3 | 33 | | | | | 1 | | 1 | 2 | 1 | | | | | 0 | 2 | |
| 10 | BERGENTHAL Lisa | 3.5 | DNP | | | | | | | | | | | | | | | | | | | | |
| 11 | LINDHOLM Maya | 2.5 | 8:02 | 0/2 | 0 | 0/2 | 0 | | | | | | | | 1 | | | | 2 | | 5 | 0 | |
| *12 | BREUER Annabel | 1.5 | 30:30 | 1/6 | 17 | 1/6 | 17 | | | | | 2 | 4 | 6 | 2 | 1 | 1 | | 2 | 1 | 25 | 2 | |
| *13 | MAYER Svenja | 2.5 | 15:08 | 0/1 | 0 | 0/1 | 0 | | | | | 1 | 2 | 3 | | | | | 3 | | 13 | 0 | |
| 14 | KNIPPELMEYER Lena | 4.5 | 4:06 | 0/2 | 0 | 0/2 | 0 | | | | | 1 | 1 | 2 | | 1 | | | 1 | | -1 | 0 | |
| 15 | GROSS Barbara | 4.5 | 9:46 | 3/7 | 43 | 3/7 | 43 | | | | | | 1 | 1 | | 1 | 1 | | | 1 | -6 | 6 | |
| Team / Coach | | | | | | | | | | | | 2 | | | 4 | | | | | | | | |
| Totals | | | | 24/66 | 36 | 24/63 | 38 | 0/3 | 0 | 5/6 | 83 | 14 | 39 | 53 | 20 | 11 | 4 | | 15 | 11 | 18 | 53 | |
| Coach | | NOHL Dennis | | | | | | | | | | | | | | | | | | | | | |
| Assistant Coach | | HOPP Andre | | | | | | | | | | | | | | | | | | | | | |

| | GBR | GER |
|-----------------------|----------------|----------------|
| Points from Turnovers | 4 | 8 |
| Points in the Paint | 22 (11/25) 44% | 36 (18/47) 38% |
| Second Chance Points | | 11 |
| Fast Break Points | 6 | |
| Bench Points | 12 | 10 |

| | GBR | GER |
|---------------------|-------------|-------------|
| Biggest Lead | 2 | 23 |
| Biggest Scoring Run | 4-0 (13-26) | 12-0 (4-14) |
| Lead Changes | | 1 |
| Times Tied | | 2 |
| Time Leading | 1:50 | 36:31 |

| Legend: | | | |
|---------|---------------------|-----|--------------------|
| % | Shooting Percentage | (C) | Captain |
| BS | Blocked Shots | DNP | Did Not Play |
| MIN | Minutes Played | No. | Uniform Number |
| Qx | Quarter Time | ST | Steals |
| * | Game Starters | DR | Defensive Rebounds |
| +/- | Plus-Minus | OR | Offensive Rebounds |
| AS | Assists | PF | Fouls |
| M/A | Made / Attempts | TOT | Total Rebounds |
| PTS | Points | | |



Results

結果

Game 26

USA 41 vs 42 CHN
(12-2, 9-5, 6-14, 14-21)

Attendance: 830
Game Duration: 1:29

Referee: HSIEH Shu-Fei

Commissioner: MAGALLANES Juan

Umpires: CARMONA Hector; MATHIAS Gustavo

| Scoring by 5 min intervals: | USA CHN | Q1 | | Q2 | | Q3 | | Q4 | |
|-----------------------------|------------|----|----|----|----|----|----|----|----|
| | | 4 | 12 | 16 | 21 | 25 | 27 | 30 | 41 |
| | | 2 | 2 | 4 | 7 | 13 | 21 | 30 | 42 |

USA - United States

| No. | Name | Sport Class | MIN | Field Goals | | 2 Points | | 3 Points | | Free Throws | | Rebounds | | | AS | TO | ST | BS | PF | FD | +/- | PTS | |
|-----------------|-----------------------|------------------|-------|-------------|----|----------|----|----------|-----|-------------|----|-------------|----|-----|----|----|----|----|----|----|-----|-----|----|
| | | | | M/A | % | M/A | % | M/A | % | M/A | % | OR | DR | TOT | | | | | | | | | |
| 1 | IBANEZ Alejandra | 2.5 | 9:01 | | | | | | | | | | 1 | 1 | | | | | | | 1 | 6 | 0 |
| 3 | BAULEKE Abigail | 1.5 | DNP | | | | | | | | | | | | | | | | | | | | |
| 4 | VORIS Zoe | 3.5 | DNP | | | | | | | | | | | | | | | | | | | | |
| *5 | HUNTER Darlene | 1.0 | 37:58 | 3/5 | 60 | 3/5 | 60 | | | | | | 3 | 3 | 2 | | | | 4 | 2 | -3 | 6 | |
| 7 | ASLAKSON Josie | 1.0 | 2:02 | | | | | | | | | | 1 | 1 | | | | | | | 2 | 0 | |
| *8 | SCHNEIDER Natalie (C) | 4.5 | 40:00 | 0/4 | 0 | 0/4 | 0 | | | | | | 8 | 8 | | 1 | 1 | | | 1 | -1 | 0 | |
| *15 | HOLLERMANN Rose | 3.5 | 40:00 | 3/9 | 33 | 3/7 | 43 | 0/2 | 0 | 0/2 | 0 | 1 | 6 | 7 | 7 | 2 | | | 3 | 1 | -1 | 6 | |
| 21 | EATON Kaitlyn | 1.5 | DNP | | | | | | | | | | | | | | | | | | | | |
| *24 | ZURBRUGG Lindsey | 2.5 | 30:59 | 6/15 | 40 | 5/14 | 36 | 1/1 | 100 | 2/4 | 50 | | 3 | 3 | 2 | 3 | | | 3 | 2 | -7 | 15 | |
| 43 | MOODY Bailey | 4.0 | DNP | | | | | | | | | | | | | | | | | | | | |
| 54 | GONZALEZ Ixhelt | 4.5 | DNP | | | | | | | | | | | | | | | | | | | | |
| *55 | RYAN Courtney | 2.0 | 40:00 | 7/15 | 47 | 7/15 | 47 | | | | | | 2 | 7 | 9 | 6 | 1 | 1 | | 4 | | -1 | 14 |
| Team / Coach | | | | | | | | | | | | | | | | | | | | | | | |
| Totals | | | | 19/48 | 40 | 18/45 | 40 | 1/3 | 33 | 2/6 | 33 | 3 | 29 | 32 | 17 | 10 | 2 | | | 14 | 7 | -1 | 41 |
| Coach | | JOHNSON Lawrence | | | | | | | | | | | | | | | | | | | | | |
| Assistant Coach | | SPANGLER Amy | | | | | | | | | | KRAMER Adam | | | | | | | | | | | |

CHN - China

| No. | Name | Sport Class | MIN | Field Goals | | 2 Points | | 3 Points | | Free Throws | | Rebounds | | | AS | TO | ST | BS | PF | FD | +/- | PTS |
|-----------------|-----------------|-------------|-------|-------------|----|----------|----|----------|---|-------------|----|----------|----|-----|----|----|----|----|----|----|-----|-----|
| | | | | M/A | % | M/A | % | M/A | % | M/A | % | OR | DR | TOT | | | | | | | | |
| 5 | CHEN Xuejing | 1.0 | DNP | | | | | | | | | | | | | | | | | | | |
| *6 | ZHANG Xuenei | 4.0 | 40:00 | 6/11 | 55 | 6/11 | 55 | | | 3/5 | 60 | 2 | 5 | 7 | 3 | | 2 | | 1 | 4 | 1 | 15 |
| *7 | ZHANG Tonglei | 1.0 | 40:00 | 1/7 | 14 | 1/7 | 14 | | | | | | 1 | 1 | 3 | 2 | | | 1 | 2 | 1 | 2 |
| *8 | LYU Guidi | 4.0 | 14:20 | 1/4 | 25 | 1/4 | 25 | | | | | 1 | 2 | 3 | 1 | | 1 | | 2 | | -7 | 2 |
| *9 | LIN Suiling (C) | 3.0 | 33:50 | 3/11 | 27 | 3/11 | 27 | | | 0/2 | 0 | | 5 | 5 | 7 | 1 | | | 1 | 2 | 3 | 6 |
| *10 | HUANG Xiaolian | 2.0 | 20:30 | 0/4 | 0 | 0/4 | 0 | | | 5/8 | 63 | | 5 | 5 | | | | | | 4 | -9 | 5 |
| 11 | DAI Jiameng | 4.5 | 25:40 | 4/5 | 80 | 4/5 | 80 | | | 2/4 | 50 | 2 | 8 | 10 | 2 | 2 | 1 | 1 | | 2 | 8 | 10 |
| 12 | LEI Tianjiao | 4.5 | DNP | | | | | | | | | | | | | | | | | | | |
| 13 | CHEN Wenli | 1.5 | DNP | | | | | | | | | | | | | | | | | | | |
| 15 | YANG Yan | 4.0 | DNP | | | | | | | | | | | | | | | | | | | |
| 16 | DENG Mingzhu | 2.0 | DNP | | | | | | | | | | | | | | | | | | | |
| 23 | CHEN Meier | 1.5 | 25:40 | 1/4 | 25 | 1/4 | 25 | | | | | | 1 | 1 | 3 | | 1 | | 2 | | 8 | 2 |
| Team / Coach | | | | | | | | | | | | | | | | | | | | | | |
| Totals | | | | 16/46 | 35 | 16/46 | 35 | | | 10/19 | 53 | 5 | 28 | 33 | 19 | 7 | 5 | 1 | 7 | 14 | 1 | 42 |
| Coach | | CHEN Qi | | | | | | | | | | | | | | | | | | | | |
| Assistant Coach | | HAN Yan | | | | | | | | | | | | | | | | | | | | |

| | USA | CHN |
|-----------------------|--------------|---------------|
| Points from Turnovers | 6 | 9 |
| Points in the Paint | 8 (4/12) 33% | 10 (5/13) 38% |
| Second Chance Points | 2 | 4 |
| Fast Break Points | 3 | 4 |
| Bench Points | | 12 |

| | USA | CHN |
|---------------------|-------------|-------------|
| Biggest Lead | 16 | 6 |
| Biggest Scoring Run | 12-0 (14-2) | 8-0 (34-40) |
| Lead Changes | | 1 |
| Times Tied | | 4 |
| Time Leading | 33:36 | 2:18 |

| Legend: | | | |
|---------|---------------------|-----|--------------------|
| % | Shooting Percentage | (C) | Captain |
| BS | Blocked Shots | DNP | Did Not Play |
| MIN | Minutes Played | No. | Uniform Number |
| Qx | Quarter Time | ST | Steals |
| * | Game Starters | DR | Defensive Rebounds |
| +/- | Plus-Minus | OR | Offensive Rebounds |
| AS | Assists | PF | Fouls |
| M/A | Made / Attempts | TOT | Total Rebounds |
| PTS | Points | | |



Results

結果

Game 27

ALG 8 vs 80 ESP
(4-24, 0-23, 4-17, 0-16)

Game Duration: 1:30

Referee: GAUTHIER Sebastien

Commissioner: ANG Kean Koo

Umpires: ONO Hiroki; REHLING Carsten

| Scoring by 5 min intervals: | ALG | Q1 | Q2 | Q3 | Q4 | ESP |
|-----------------------------|-----|-------|-------|-------|-------|-----|
| | | 0 4 | 4 4 | 6 8 | 8 8 | |
| | | 16 24 | 40 47 | 53 64 | 76 80 | |

ALG - Algeria

| No. | Name | Sport Class | MIN | Field Goals | | 2 Points | | 3 Points | | Free Throws | | Rebounds | | | AS | TO | ST | BS | PF | FD | +/- | PTS |
|------------------------|-----------------------|----------------|-------|-------------|----|----------|----|----------|---|-------------|---|----------|----|-----|----|----|----|----|-----|-----|-----|-----|
| | | | | M/A | % | M/A | % | M/A | % | M/A | % | OR | DR | TOT | | | | | | | | |
| 4 | MEHIMDA Nebia | 3.0 | DNP | | | | | | | | | | | | | | | | | | | |
| 5 | KHEDIR Naoual | 4.0 | 7:35 | | | | | | | 0/2 | 0 | 1 | 2 | 3 | 4 | | | | | 1 | -11 | 0 |
| 6 | GHOUL Yamina | 1.5 | 1:06 | | | | | | | | | | | | | | | | 1 | -3 | 0 | |
| 7 | BELHADEF Hafida | 4.0 | DNP | | | | | | | | | | | | | | | | | | | |
| *8 | BOUZIDI Fatima | 1.0 | 40:00 | 0/2 | 0 | 0/2 | 0 | | | 0/2 | 0 | 1 | 1 | 2 | 1 | 2 | | | 2 | -72 | 0 | |
| *9 | KHEMGANI Djamilia (C) | 4.0 | 32:25 | 0/15 | 0 | 0/4 | 0 | 0/11 | 0 | | | 6 | 6 | 3 | 6 | 2 | | 2 | 1 | -61 | 0 | |
| *11 | SEMATI Dahbia | 1.5 | 38:54 | 1/5 | 20 | 1/5 | 20 | | | | | 2 | 2 | 4 | | | | 2 | | -69 | 2 | |
| 12 | ZAIRI Kheira | 4.0 | 11:43 | 0/5 | 0 | 0/1 | 0 | 0/4 | 0 | | | 2 | 2 | 2 | 2 | 1 | | 2 | | -21 | 0 | |
| 13 | SELLAMI Zohra | 2.5 | 4:55 | | | | | | | | | 1 | 1 | | | | | | | -4 | 0 | |
| *14 | ABDELALI Samiha | 2.5 | 35:05 | 1/7 | 14 | 1/4 | 25 | 0/3 | 0 | | | 3 | 3 | 8 | 1 | | 3 | 1 | -68 | 2 | | |
| *15 | BOUBLAL Nourhane | 4.5 | 28:17 | 2/12 | 17 | 2/10 | 20 | 0/2 | 0 | 0/1 | 0 | 4 | 4 | 2 | | | 1 | 2 | -51 | 4 | | |
| Team / Coach | | | | | | | | | | | | 1 | 3 | 4 | 7 | | | | | | | |
| Totals | | | | 4/46 | 9 | 4/26 | 15 | 0/20 | 0 | 0/5 | 0 | 5 | 24 | 29 | 3 | 30 | 6 | | 10 | 8 | -72 | 8 |
| Coach | | TAGHICHE Ahmed | | | | | | | | | | | | | | | | | | | | |
| Assistant Coach | | HOURI Youcef | | | | | | | | | | | | | | | | | | | | |

ESP - Spain

| No. | Name | Sport Class | MIN | Field Goals | | 2 Points | | 3 Points | | Free Throws | | Rebounds | | | AS | TO | ST | BS | PF | FD | +/- | PTS |
|------------------------|----------------------------|----------------------|-------|-------------|-----|----------|-----|----------|---|-------------|-----|-----------------------|----|-----|----|----|----|----|----|----|-----|-----|
| | | | | M/A | % | M/A | % | M/A | % | M/A | % | OR | DR | TOT | | | | | | | | |
| *4 | ORTEGA RICO Lourdes | 1.0 | 21:50 | 1/3 | 33 | 1/3 | 33 | | | 0/2 | 0 | 1 | 1 | 1 | | | | | 2 | 1 | 41 | 2 |
| 6 | RUIZ ESCRIBANO Sonia (C) | 2.5 | 14:22 | 1/4 | 25 | 1/4 | 25 | | | | | 5 | 2 | | | | | | | 19 | 2 | |
| *8 | ZUDAIRE GARCIA Beatriz | 3.0 | 20:43 | 4/10 | 40 | 4/10 | 40 | | | 1/2 | 50 | 1 | 2 | 3 | 7 | 1 | 2 | 1 | 2 | 33 | 9 | |
| 9 | REVUELTA GARCIA Sara | 1.0 | 18:41 | 1/1 | 100 | 1/1 | 100 | | | 1/1 | 100 | 3 | 3 | 1 | 1 | 1 | | 1 | 1 | 40 | 3 | |
| 11 | PEREZ GUTIERREZ Virginia | 4.0 | 16:03 | 6/10 | 60 | 6/9 | 67 | 0/1 | 0 | 0/2 | 0 | 3 | 7 | 10 | 5 | 4 | 4 | | 1 | 1 | 31 | 12 |
| 12 | NUNEZ MILAN Judith | 2.0 | 10:54 | 0/2 | 0 | 0/2 | 0 | | | | | | | | 1 | | | 1 | | 12 | 0 | |
| *13 | ALONSO VILARINO Maria | 4.0 | 21:50 | 10/19 | 53 | 10/19 | 53 | | | | | 5 | 5 | 10 | 1 | 1 | 1 | | 1 | 41 | 20 | |
| *15 | MONTIEL CORTIJO Almudena | 2.0 | 14:44 | 0/3 | 0 | 0/3 | 0 | | | | | 5 | 5 | 3 | 1 | 1 | | | | 30 | 0 | |
| *44 | NAVARRO RODRIGUEZ Gabriela | 4.0 | 20:53 | 7/10 | 70 | 7/10 | 70 | | | 0/1 | 0 | 1 | 5 | 6 | 1 | | 1 | | 1 | 49 | 14 | |
| 51 | EGILUZ IBARGUEN Agurtzane | 3.0 | 18:24 | 5/9 | 56 | 5/9 | 56 | | | 0/1 | 0 | 1 | 1 | 2 | | 1 | | 1 | 1 | 33 | 10 | |
| 55 | LOPEZ CHAVEZ Isabel | 4.5 | 10:59 | 3/4 | 75 | 3/4 | 75 | | | 2/2 | 100 | 2 | 3 | 5 | | 1 | | 1 | 1 | 15 | 8 | |
| 88 | RUIZ RUIZ Maria | 2.0 | 10:37 | | | | | | | | | 1 | 1 | | | | | 1 | 1 | 16 | 0 | |
| Team / Coach | | | | | | | | | | | | 3 | 6 | 9 | | | | | | | | |
| Totals | | | | 38/75 | 51 | 38/74 | 51 | 0/1 | 0 | 4/11 | 36 | 16 | 39 | 55 | 24 | 11 | 12 | 1 | 8 | 10 | 72 | 80 |
| Coach | | CARRION RUIZ Abraham | | | | | | | | | | | | | | | | | | | | |
| Assistant Coach | | VARGAS AREVALO Marta | | | | | | | | | | BENITEZ SANCHEZ David | | | | | | | | | | |

| | ALG | ESP |
|-----------------------|--------------|----------------|
| Points from Turnovers | 4 | 35 |
| Points in the Paint | 6 (3/12) 25% | 68 (34/62) 55% |
| Second Chance Points | | 16 |
| Fast Break Points | 2 | 16 |
| Bench Points | | 35 |

| | ALG | ESP |
|---------------------|------------|-------------|
| Biggest Lead | | 72 |
| Biggest Scoring Run | 2-0 (2-18) | 27-0 (4-51) |
| Lead Changes | | |
| Times Tied | | |
| Time Leading | 0:00 | 39:46 |

| Legend: | | | |
|---------|---------------------|-----|--------------------|
| % | Shooting Percentage | (C) | Captain |
| BS | Blocked Shots | DNP | Did Not Play |
| MIN | Minutes Played | No. | Uniform Number |
| Qx | Quarter Time | ST | Steals |
| * | Game Starters | DR | Defensive Rebounds |
| +/- | Plus-Minus | OR | Offensive Rebounds |
| AS | Assists | TO | Turnovers |
| M/A | Made / Attempts | FD | Fouls Drawn |
| PTS | Points | PF | Fouls |
| | | TOT | Total Rebounds |



Results

結果

Game 33

GER 59 vs 57 CAN

(19-12, 14-11, 15-15, 11-19)

Game Duration: 1:58

Referee: ROSENBERG Helen

Commissioner: TIMMS Janine

Umpires: FRONCZAK Adam; NIKAIIDO Shunsuke

| Scoring by 5 min intervals: | GER CAN | Q1 | | Q2 | | Q3 | | Q4 | |
|-----------------------------|------------|----|----|----|----|----|----|----|----|
| | | 7 | 19 | 27 | 33 | 41 | 48 | 52 | 59 |
| | | 5 | 12 | 15 | 23 | 31 | 38 | 45 | 57 |

GER - Germany

| No. | Name | Sport Class | MIN | Field Goals | | 2 Points | | 3 Points | | Free Throws | | Rebounds | | | AS | TO | ST | BS | PF | FD | +/- | PTS | | | |
|-----------------|----------------------|-------------|-------|-------------|----|----------|----|----------|----|-------------|-----|----------|----|-----|----|----|----|----|----|----|-----|-----|--|--|--|
| | | | | M/A | % | M/A | % | M/A | % | M/A | % | OR | DR | TOT | | | | | | | | | | | |
| *4 | MILLER Mareike (C) | 4.5 | 36:03 | 8/23 | 35 | 8/21 | 38 | 0/2 | 0 | 3/5 | 60 | 5 | 10 | 15 | 8 | 3 | | | 5 | 8 | 3 | 19 | | | |
| 5 | WELIN-RYKLIN Johanna | 2.0 | 8:14 | 0/1 | 0 | 0/1 | 0 | | | 0/2 | 0 | 1 | | 1 | 1 | | | | 1 | 1 | 0 | 0 | | | |
| 6 | WEISS Catharina | 1.0 | 10:47 | 0/1 | 0 | 0/1 | 0 | | | | | | | | | | | | 1 | | -2 | 0 | | | |
| *7 | PATZWALD Anne | 1.0 | 29:13 | 4/5 | 80 | 4/5 | 80 | | | | | 2 | | 2 | | | | | | | 4 | 8 | | | |
| *8 | LANG Katharina | 4.5 | 36:39 | 7/19 | 37 | 6/15 | 40 | 1/4 | 25 | 2/2 | 100 | | 10 | 10 | 5 | 4 | 1 | 2 | 1 | 6 | 2 | 17 | | | |
| 9 | FUERST Laura | 2.0 | 14:07 | 2/3 | 67 | 2/3 | 67 | | | | | 1 | | 1 | 2 | 2 | | | 2 | | -6 | 4 | | | |
| 10 | BERGENTHAL Lisa | 3.5 | DNP | | | | | | | | | | | | | | | | | | | | | | |
| 11 | LINDHOLM Maya | 2.5 | 7:19 | 2/3 | 67 | 2/3 | 67 | | | 2/2 | 100 | | | 1 | | | | | | 1 | 3 | 6 | | | |
| *12 | BREUER Annabel | 1.5 | 31:46 | 1/2 | 50 | 1/2 | 50 | | | | | | 3 | 3 | 1 | 2 | | | 3 | 2 | 2 | 2 | | | |
| *13 | MAYER Svenja | 2.5 | 18:34 | 1/3 | 33 | 1/3 | 33 | | | 1/1 | 100 | | | 1 | 2 | | | | 4 | 1 | 5 | 3 | | | |
| 14 | KNIPPELMEYER Lena | 4.5 | 1:19 | | | | | | | | | | | | | | | | 1 | | -3 | 0 | | | |
| 15 | GROSS Barbara | 4.5 | 5:59 | 0/2 | 0 | 0/2 | 0 | | | | | | 1 | 1 | 1 | | | | | | 2 | 0 | | | |
| Team / Coach | | | | | | | | | | | | | | | | 3 | 4 | 7 | | | 2 | | | | |
| Totals | | | | 25/62 | 40 | 24/56 | 43 | 1/6 | 17 | 8/12 | 67 | 12 | 28 | 40 | 19 | 16 | 1 | 2 | 18 | 19 | 2 | 59 | | | |
| Coach | | NOHL Dennis | | | | | | | | | | | | | | | | | | | | | | | |
| Assistant Coach | | HOPP Andre | | | | | | | | | | | | | | | | | | | | | | | |

CAN - Canada

| No. | Name | Sport Class | MIN | Field Goals | | 2 Points | | 3 Points | | Free Throws | | Rebounds | | | AS | TO | ST | BS | PF | FD | +/- | PTS | | | |
|-----------------|--------------------|-----------------------|-------|-------------|----|----------|----|----------|----|-------------|----|-----------------|----|-----|----|----|----|----|----|----|-----|-----|----|--|--|
| | | | | M/A | % | M/A | % | M/A | % | M/A | % | OR | DR | TOT | | | | | | | | | | | |
| 4 | LALONDE Rosalie | 3.0 | 30:00 | 5/8 | 63 | 5/8 | 63 | | | 2/4 | 50 | 1 | 1 | 2 | 1 | 1 | 3 | | 3 | 3 | 5 | 12 | | | |
| *5 | TESSIER Elodie | 2.5 | 10:00 | | | | | | | | | 2 | | 2 | 1 | 2 | | | 1 | 1 | -7 | 0 | | | |
| *6 | YOUNG Arinn | 4.5 | 31:03 | 5/19 | 26 | 5/17 | 29 | 0/2 | 0 | | | | 4 | 4 | 6 | | 2 | | | 1 | -10 | 10 | | | |
| 7 | OUELLET Cindy (C) | 3.5 | 19:11 | 4/8 | 50 | 4/8 | 50 | | | 4/8 | 50 | 1 | 1 | 2 | 3 | 2 | 1 | | 3 | 6 | 7 | 12 | | | |
| *8 | STEEVES Tamara | 1.5 | 10:24 | 0/1 | 0 | 0/1 | 0 | | | | | | | | 2 | 2 | | | 4 | | -3 | 0 | | | |
| 9 | DUPLESSIS Danielle | 4.5 | DNP | | | | | | | | | | | | | | | | | | | | | | |
| 10 | LAI Puisand | 1.0 | 26:59 | | | | | | | | | 1 | 2 | 3 | | | | | | 1 | 2 | 0 | | | |
| 11 | LLANES Tara | 1.5 | 18:47 | | | | | | | | | | 3 | 3 | | | | | 1 | | 3 | 0 | | | |
| 12 | BERUBE Sandrine | 4.5 | DNP | | | | | | | | | | | | | | | | | | | | | | |
| *13 | DANDENEAU Kathleen | 4.5 | 29:46 | 8/23 | 35 | 6/16 | 38 | 2/7 | 29 | 5/6 | 83 | 2 | 7 | 9 | 3 | 2 | 1 | | 4 | 6 | -1 | 23 | | | |
| *15 | HAWTIN Melanie | 1.0 | 23:50 | | | | | | | | | | 1 | 1 | | | | | 3 | | -6 | 0 | | | |
| Team / Coach | | | | | | | | | | | | | | | | 2 | 7 | 9 | | | 3 | | | | |
| Totals | | | | 22/59 | 37 | 20/50 | 40 | 2/9 | 22 | 11/18 | 61 | 9 | 26 | 35 | 16 | 12 | 7 | | | 20 | 18 | -2 | 57 | | |
| Coach | | DUCHARME Marc Antoine | | | | | | | | | | | | | | | | | | | | | | | |
| Assistant Coach | | CASS Simon | | | | | | | | | | NORDELL Darrell | | | | | | | | | | | | | |

| | GER | CAN |
|-----------------------|----------------|----------------|
| Points from Turnovers | 9 | 10 |
| Points in the Paint | 40 (20/39) 51% | 24 (12/31) 39% |
| Second Chance Points | 12 | 7 |
| Fast Break Points | 2 | 6 |
| Bench Points | 10 | 24 |

| | GER | CAN |
|---------------------|-------------|--------------|
| Biggest Lead | 12 | 2 |
| Biggest Scoring Run | 9-0 (23-12) | 11-0 (52-53) |
| Lead Changes | 5 | |
| Times Tied | 5 | |
| Time Leading | 36:23 | 0:51 |

| Legend: | | | |
|---------|---------------------|-----|--------------------|
| % | Shooting Percentage | (C) | Captain |
| BS | Blocked Shots | DNP | Did Not Play |
| MIN | Minutes Played | No. | Uniform Number |
| Qx | Quarter Time | ST | Steals |
| * | Game Starters | DR | Defensive Rebounds |
| +/- | Plus-Minus | OR | Offensive Rebounds |
| AS | Assists | PF | Fouls |
| M/A | Made / Attempts | TOT | Total Rebounds |
| PTS | Points | | |



Results

結果

Game 35

AUS 38 vs 75 GBR
(6-20, 12-20, 12-23, 8-12)

Game Duration: 1:27

Referee: QUINTANA Matias

Commissioner: COSSAER Dirk

Umpires: ETZELMUELLER Erik; TAHMASIAN Geghard

| Scoring by 5 min intervals: | AUS | Q1 | | Q2 | | Q3 | | Q4 | |
|-----------------------------|-----|-----|----|----|----|----|----|----|----|
| | | GBR | 4 | 6 | 10 | 18 | 24 | 30 | 36 |
| | | 10 | 20 | 32 | 40 | 51 | 63 | 69 | 75 |

AUS - Australia

| No. | Name | Sport Class | MIN | Field Goals | | 2 Points | | 3 Points | | Free Throws | | Rebounds | | | AS | TO | ST | BS | PF | FD | +/- | PTS | | | | | | | | | | |
|------------------------|------------------------|----------------|-------|-------------|----|----------|----|----------|---|-------------|----|--------------|----|-----|----|----|----|----|----|----|-----|-----|-----|----|--|--|--|--|--|--|--|--|
| | | | | M/A | % | M/A | % | M/A | % | M/A | % | OR | DR | TOT | | | | | | | | | | | | | | | | | | |
| 4 | VINCI Sarah | 1.0 | 9:09 | 1/2 | 50 | 1/2 | 50 | | | | | | 1 | 1 | | | | | | | 2 | 2 | | | | | | | | | | |
| 5 | CRONJE Jess | 4.0 | 11:58 | 0/1 | 0 | 0/1 | 0 | | | | | 1 | 1 | 2 | | | | | | | | -13 | 0 | | | | | | | | | |
| *6 | DODD Hannah | 1.0 | 23:24 | 1/3 | 33 | 1/3 | 33 | | | | | 2 | 5 | 7 | | | | | 1 | | | -23 | 2 | | | | | | | | | |
| *7 | CRONAU Shelley | 2.5 | 29:54 | 1/5 | 20 | 1/5 | 20 | | | | | 2 | 1 | 3 | 2 | 1 | | | | | | -24 | 2 | | | | | | | | | |
| *8 | MUNRO-COOK Georgia (C) | 4.5 | 31:16 | 7/19 | 37 | 7/19 | 37 | | | 2/3 | 67 | | 6 | 6 | 3 | 5 | | | 2 | 4 | | -22 | 16 | | | | | | | | | |
| 10 | MELLBERG Bree | 3.0 | 9:37 | 0/3 | 0 | 0/3 | 0 | | | | | | | | | 1 | | | | | | -14 | 0 | | | | | | | | | |
| 13 | OVENS Taishar | 1.0 | 6:27 | 0/1 | 0 | 0/1 | 0 | | | | | | | | | | | | | | | -13 | 0 | | | | | | | | | |
| *14 | SABLJAK Ella | 1.0 | 12:38 | 0/1 | 0 | 0/1 | 0 | | | | | 2 | | 2 | 1 | 1 | | | | | | -12 | 0 | | | | | | | | | |
| *15 | MERRITT Amber | 4.5 | 32:48 | 7/22 | 32 | 7/19 | 37 | 0/3 | 0 | 0/2 | 0 | 1 | 9 | 10 | 3 | 5 | 2 | | 3 | 3 | | -29 | 14 | | | | | | | | | |
| 21 | FRIDAY Mary | 1.0 | 19:56 | 1/2 | 50 | 1/2 | 50 | | | | | | | | | | | | | | | -20 | 2 | | | | | | | | | |
| 22 | MARTIN Isabel | 1.0 | 8:26 | | | | | | | | | | 2 | 2 | | | | | | | | -8 | 0 | | | | | | | | | |
| 23 | ALEXANDER Natalie | 2.5 | 4:27 | | | | | | | | | | | | | | | | | | | -9 | 0 | | | | | | | | | |
| Team / Coach | | | | | | | | | | | | 1 | | 1 | | 1 | | | | | | | | | | | | | | | | |
| Totals | | | | 18/59 | 31 | 18/56 | 32 | 0/3 | 0 | 2/5 | 40 | 9 | 25 | 34 | 9 | 18 | 2 | | | 6 | 7 | | -37 | 38 | | | | | | | | |
| Coach | | FRIDAY Craig | | | | | | | | | | | | | | | | | | | | | | | | | | | | | | |
| Assistant Coach | | CAMPBELL Craig | | | | | | | | | | GRAHAM Sarah | | | | | | | | | | | | | | | | | | | | |

GBR - Great Britain

| No. | Name | Sport Class | MIN | Field Goals | | 2 Points | | 3 Points | | Free Throws | | Rebounds | | | AS | TO | ST | BS | PF | FD | +/- | PTS | | | | | | | | | | |
|------------------------|---------------------|--------------------|-------|-------------|-----|----------|-----|----------|---|-------------|-----|----------|----|-----|----|----|----|----|----|----|-----|-----|----|--|--|--|--|--|--|--|--|--|
| | | | | M/A | % | M/A | % | M/A | % | M/A | % | OR | DR | TOT | | | | | | | | | | | | | | | | | | |
| *4 | MOORE Charlotte | 1.0 | 22:58 | 1/1 | 100 | 1/1 | 100 | | | | | | 2 | 2 | 3 | 1 | | | 2 | | | 27 | 2 | | | | | | | | | |
| 5 | CARRIGILL Sophie | 1.0 | 21:10 | 0/1 | 0 | 0/1 | 0 | | | | | | 2 | 2 | 1 | | | | | | | 10 | 0 | | | | | | | | | |
| 6 | BELL Michaela | 1.5 | 5:52 | | | | | | | | | | | | | | | | | | | 4 | 0 | | | | | | | | | |
| *7 | FREEMAN Helen | 4.0 | 26:12 | 2/6 | 33 | 2/5 | 40 | 0/1 | 0 | 2/2 | 100 | | 10 | 10 | 10 | 2 | 2 | | 1 | 3 | | 31 | 6 | | | | | | | | | |
| *8 | WILLIAMS Laurie | 2.5 | 30:00 | 9/13 | 69 | 9/13 | 69 | | | | | | 6 | 6 | 8 | 3 | 3 | 1 | 1 | | | 33 | 18 | | | | | | | | | |
| 9 | HAMER Judith | 4.0 | 5:41 | 1/3 | 33 | 1/3 | 33 | | | | | | 2 | 2 | | | | | 1 | | | 4 | 2 | | | | | | | | | |
| *10 | CONROY Amy (C) | 4.0 | 18:44 | 7/9 | 78 | 7/9 | 78 | | | 1/1 | 100 | 1 | 1 | 2 | | | 1 | 1 | 2 | | | 27 | 15 | | | | | | | | | |
| 11 | THOMPSON Madeleine | 4.0 | 13:48 | 5/8 | 63 | 5/8 | 63 | | | | | | 2 | 2 | 3 | | 1 | | | | | 6 | 10 | | | | | | | | | |
| 12 | ROBINSON Lucy | 4.5 | 10:00 | 2/7 | 29 | 2/7 | 29 | | | | | | 1 | 1 | | 1 | | | | | | 4 | 4 | | | | | | | | | |
| 13 | FITZPATRICK Siobhan | 3.0 | 5:52 | 0/3 | 0 | 0/3 | 0 | | | | | | 2 | 2 | 1 | | | | | | | 4 | 0 | | | | | | | | | |
| *14 | HAIZELDEN Joy | 2.5 | 30:00 | 7/12 | 58 | 7/12 | 58 | | | 0/1 | 0 | 2 | 1 | 3 | 4 | | 1 | | 1 | 1 | | 33 | 14 | | | | | | | | | |
| 15 | LOVE Robyn | 3.5 | 9:43 | 2/3 | 67 | 2/3 | 67 | | | | | | 1 | 2 | 3 | 1 | | | | | | 2 | 4 | | | | | | | | | |
| Team / Coach | | | | | | | | | | | | 1 | 3 | 4 | | 1 | | | | | | | | | | | | | | | | |
| Totals | | | | 36/66 | 55 | 36/65 | 55 | 0/1 | 0 | 3/4 | 75 | 5 | 34 | 39 | 31 | 8 | 8 | 1 | 7 | 6 | | 37 | 75 | | | | | | | | | |
| Coach | | FISHER Simon | | | | | | | | | | | | | | | | | | | | | | | | | | | | | | |
| Assistant Coach | | THOMPSON Madeleine | | | | | | | | | | | | | | | | | | | | | | | | | | | | | | |

| | AUS | GBR |
|-----------------------|---------------|----------------|
| Points from Turnovers | 6 | 12 |
| Points in the Paint | 16 (8/26) 31% | 52 (26/38) 68% |
| Second Chance Points | 6 | 2 |
| Fast Break Points | | 10 |
| Bench Points | 4 | 20 |

| | AUS | GBR |
|---------------------|-------------|-------------|
| Biggest Lead | | 37 |
| Biggest Scoring Run | 4-0 (14-32) | 10-0 (6-22) |
| Lead Changes | | |
| Times Tied | | |
| Time Leading | 0:00 | 39:50 |

| Legend: | | | |
|---------|---------------------|-----|--------------------|
| % | Shooting Percentage | (C) | Captain |
| BS | Blocked Shots | DR | Defensive Rebounds |
| No. | Uniform Number | OR | Offensive Rebounds |
| ST | Steals | TO | Turnovers |
| * | Game Starters | FD | Fouls Drawn |
| +/- | Plus-Minus | PF | Fouls |
| M/A | Made / Attempts | PTS | Points |
| AS | Assists | MIN | Minutes Played |
| Qx | Quarter Time | | |



Results

結果

Game 38

ESP 24 vs 63 NED
(7-23, 4-10, 11-18, 2-12)

Game Duration: 1:28

Referee: YAP Poh Boon

Commissioner: ANG Kean Koo

Umpires: KOC Yekta Sansal; ONO Hiroki

| Scoring by 5 min intervals: | ESP NED | Q1 | | Q2 | | Q3 | | Q4 | |
|-----------------------------|------------|----|----|----|----|----|----|----|----|
| | | 5 | 7 | 9 | 11 | 16 | 22 | 22 | 24 |
| | | 7 | 23 | 27 | 33 | 40 | 51 | 55 | 63 |

ESP - Spain

| No. | Name | Sport Class | MIN | Field Goals | | 2 Points | | 3 Points | | Free Throws | | Rebounds | | | AS | TO | ST | BS | PF | FD | +/- | PTS | |
|------------------------|----------------------------|----------------------|-------|-------------|----|----------|----|----------|---|-------------|----|-----------------------|----|-----|----|----|----|----|----|----|-----|-----|---|
| | | | | M/A | % | M/A | % | M/A | % | M/A | % | OR | DR | TOT | | | | | | | | | |
| 4 | ORTEGA RICO Lourdes | 1.0 | 19:49 | 2/3 | 67 | 2/3 | 67 | | | | | | 1 | 1 | | | | | 1 | | -13 | 4 | |
| 6 | RUIZ ESCRIBANO Sonia (C) | 2.5 | 18:41 | 0/5 | 0 | 0/5 | 0 | | | 1/2 | 50 | | 2 | 2 | 1 | 2 | 1 | | 2 | 3 | -16 | 1 | |
| *8 | ZUDAIRE GARCIA Beatriz | 3.0 | 16:15 | 2/6 | 33 | 2/6 | 33 | | | | | | 1 | 1 | 1 | | | | 2 | | -22 | 4 | |
| *9 | REVUELTA GARCIA Sara | 1.0 | 20:11 | | | | | | | | | | 1 | 1 | | | | | | | -26 | 0 | |
| *11 | PEREZ GUTIERREZ Virginia | 4.0 | 21:19 | 1/15 | 7 | 1/12 | 8 | 0/3 | 0 | 3/4 | 75 | 3 | 3 | 6 | 1 | 2 | | 1 | 1 | 5 | -23 | 5 | |
| 12 | NUNEZ MILAN Judith | 2.0 | DNP | | | | | | | | | | | | | | | | | | | | |
| *13 | ALONSO VILARINO Maria | 4.0 | 19:01 | 2/8 | 25 | 2/8 | 25 | | | | | | 2 | 2 | | 2 | | | | | 1 | -17 | 4 |
| *15 | MONTIEL CORTIJO Almudena | 2.0 | 34:48 | 1/7 | 14 | 1/7 | 14 | | | | | 1 | 2 | 3 | 1 | 1 | | | 2 | | -35 | 2 | |
| 44 | NAVARRO RODRIGUEZ Gabriela | 4.0 | 15:47 | 0/6 | 0 | 0/6 | 0 | | | | | 1 | 2 | 3 | 1 | 1 | | | | | -18 | 0 | |
| 51 | EGILUZ IBARGUEN Agurtzane | 3.0 | 15:28 | 0/2 | 0 | 0/2 | 0 | | | | | 1 | | 1 | | 1 | | | 2 | | -9 | 0 | |
| 55 | LOPEZ CHAVEZ Isabel | 4.5 | 18:41 | 2/8 | 25 | 2/8 | 25 | | | | | | 7 | 7 | 1 | 1 | | | 3 | | -16 | 4 | |
| 88 | RUIZ RUIZ Maria | 2.0 | DNP | | | | | | | | | | | | | | | | | | | | |
| Team / Coach | | | | | | | | | | | | 3 | 3 | 6 | | | | | | | | | |
| Totals | | | | 10/60 | 17 | 10/57 | 18 | 0/3 | 0 | 4/6 | 67 | 9 | 24 | 33 | 6 | 10 | 1 | 1 | 13 | 9 | -39 | 24 | |
| Coach | | CARRION RUIZ Abraham | | | | | | | | | | | | | | | | | | | | | |
| Assistant Coach | | VARGAS AREVALO Marta | | | | | | | | | | BENITEZ SANCHEZ David | | | | | | | | | | | |

NED - Netherlands

| No. | Name | Sport Class | MIN | Field Goals | | 2 Points | | 3 Points | | Free Throws | | Rebounds | | | AS | TO | ST | BS | PF | FD | +/- | PTS |
|------------------------|----------------------|------------------------|-------|-------------|-----|----------|-----|----------|---|-------------|-----|----------|----|-----|----|----|----|----|----|----|-----|-----|
| | | | | M/A | % | M/A | % | M/A | % | M/A | % | OR | DR | TOT | | | | | | | | |
| 1 | TAGGENBROCK Anouk | 2.5 | DNP | | | | | | | | | | | | | | | | | | | |
| *2 | ARTS Ilse | 1.5 | 24:01 | 1/2 | 50 | 1/2 | 50 | | | | | 2 | 3 | 5 | | 1 | 2 | | 2 | | 29 | 2 |
| 4 | van HEES Sylvana | 1.5 | 2:12 | | | | | | | | | | | | | | | | | | 4 | 0 |
| 5 | FRELINK Lindsay | 2.0 | 8:21 | 0/2 | 0 | 0/2 | 0 | | | | | | | | | | | | | | 0 | 0 |
| *6 | VISSER Jitske | 1.0 | 30:01 | 4/8 | 50 | 4/8 | 50 | | | | | 1 | 1 | 3 | | 1 | | | | | 33 | 8 |
| 8 | van der SPRONG Julia | 3.5 | 12:20 | 3/3 | 100 | 3/3 | 100 | | | | | 4 | 4 | 1 | | 2 | 1 | | | 1 | 10 | 6 |
| *9 | KRAMER Bo | 4.5 | 31:04 | 8/21 | 38 | 8/20 | 40 | 0/1 | 0 | 2/5 | 40 | 4 | 9 | 13 | 4 | 4 | 1 | 1 | 3 | 5 | 29 | 18 |
| 10 | WIMMENHOEVE Xena | 4.0 | 7:46 | 0/2 | 0 | 0/2 | 0 | | | | | | 2 | 2 | | | | | 1 | | 10 | 0 |
| 11 | KORVER Cher | 2.5 | 20:16 | 0/3 | 0 | 0/3 | 0 | | | | | 1 | 3 | 4 | 2 | 2 | 2 | 1 | | | 10 | 0 |
| 12 | PRONK Saskia | 1.0 | 10:30 | | | | | | | | | | | | | | | | | | 8 | 0 |
| *14 | de ROOIJ Carina (C) | 3.0 | 20:07 | 3/5 | 60 | 3/5 | 60 | | | 1/1 | 100 | | 7 | 7 | 4 | | | | 2 | 3 | 25 | 7 |
| *15 | BEIJER Mariska | 4.0 | 33:22 | 11/18 | 61 | 11/18 | 61 | | | | | 4 | 9 | 13 | 5 | 1 | | | 1 | 4 | 37 | 22 |
| Team / Coach | | | | | | | | | | | | 4 | 4 | | | | | | | | | |
| Totals | | | | 30/64 | 47 | 30/63 | 48 | 0/1 | 0 | 3/6 | 50 | 11 | 42 | 53 | 19 | 9 | 8 | 3 | 9 | 13 | 39 | 63 |
| Coach | | van der LINDEN Gertjan | | | | | | | | | | | | | | | | | | | | |
| Assistant Coach | | SLOOF Irene | | | | | | | | | | | | | | | | | | | | |

| | ESP | NED |
|-----------------------|---------------|----------------|
| Points from Turnovers | 1 | 8 |
| Points in the Paint | 16 (8/24) 33% | 46 (23/38) 61% |
| Second Chance Points | 1 | 7 |
| Fast Break Points | | 22 |
| Bench Points | 9 | 6 |

| | ESP | NED |
|---------------------|-----------|-------------|
| Biggest Lead | | 39 |
| Biggest Scoring Run | 3-0 (3-6) | 10-0 (5-17) |
| Lead Changes | | |
| Times Tied | | |
| Time Leading | 0:00 | 39:45 |

| Legend: | | | |
|---------|---------------------|-----|--------------------|
| % | Shooting Percentage | (C) | Captain |
| BS | Blocked Shots | DNP | Did Not Play |
| MIN | Minutes Played | No. | Uniform Number |
| Qx | Quarter Time | ST | Steals |
| * | Game Starters | DR | Defensive Rebounds |
| +/- | Plus-Minus | OR | Offensive Rebounds |
| AS | Assists | PF | Fouls |
| M/A | Made / Attempts | TOT | Total Rebounds |
| PTS | Points | | |



Results

結果

Game 39

JPN 54 vs 59 GER

(12-9, 14-13, 16-15, 12-22)

Game Duration: 1:34

Referee: MATHIAS Gustavo

Commissioner: MAGALLANES Juan

Umpires: GAMEZ Mauricio; PAJER Tomas

| Scoring by 5 min intervals: | | Q1 | | Q2 | | Q3 | | Q4 | |
|-----------------------------|--|----|----|----|----|----|----|----|----|
| JPN | | 2 | 12 | 18 | 26 | 34 | 42 | 52 | 54 |
| GER | | 1 | 9 | 15 | 22 | 28 | 37 | 43 | 59 |

JPN - Japan

| No. | Name | Sport Class | MIN | Field Goals | | 2 Points | | 3 Points | | Free Throws | | Rebounds | | | AS | TO | ST | BS | PF | FD | +/- | PTS | | | |
|------------------------|------------------|-----------------|-------|-------------|-----|----------|-----|----------|---|-------------|-----|-----------------|----|-----|----|----|----|----|----|----|-----|-----|-----|----|--|
| | | | | M/A | % | M/A | % | M/A | % | M/A | % | OR | DR | TOT | | | | | | | | | | | |
| 2 | ZAIMA Izumi | 1.0 | 12:55 | | | | | | | | | | | 1 | | | | | | | 1 | | 3 | 0 | |
| *4 | YANAGIMOTO Amane | 2.5 | 21:56 | 2/6 | 33 | 2/6 | 33 | | | | | | 3 | 3 | | 1 | 1 | | | | 2 | 1 | -3 | 4 | |
| 5 | HIRAI Miki | 2.5 | 1:36 | | | | | | | | | | | | | | | | | | | | -4 | 0 | |
| 7 | TSUCHIDA Mayumi | 4.0 | 5:27 | 2/2 | 100 | 2/2 | 100 | | | | | | | | 1 | 1 | 1 | | | | 1 | | 7 | 4 | |
| *10 | HAGINO Mayo | 1.5 | 34:33 | 4/9 | 44 | 4/7 | 57 | 0/2 | 0 | | | 1 | 3 | 4 | 4 | 2 | | 2 | | | 3 | 2 | -12 | 8 | |
| *12 | FUJII Ikumi (C) | 4.0 | 22:34 | 7/12 | 58 | 7/12 | 58 | | | 2/2 | 100 | | 6 | 6 | 3 | 1 | 1 | | | | 1 | 3 | -2 | 16 | |
| 14 | SHIMIZU Chinami | 3.0 | 3:17 | | | | | | | | | | 1 | 1 | | | | | | | 1 | | -2 | 0 | |
| *15 | AMIMOTO Mari | 4.5 | 29:20 | 2/10 | 20 | 2/8 | 25 | 0/2 | 0 | 2/3 | 67 | | 8 | 8 | 4 | 3 | | | | | 4 | 3 | -11 | 6 | |
| 18 | KITADA Chihiro | 4.5 | 22:39 | 4/12 | 33 | 4/12 | 33 | | | 2/2 | 100 | | 6 | 6 | 3 | 1 | | | | | 4 | 2 | -4 | 10 | |
| *19 | KITAMA Yui | 1.0 | 27:05 | 0/1 | 0 | 0/1 | 0 | | | | | | 2 | 2 | | | | | | | 2 | | -8 | 0 | |
| 22 | YASUO Emi | 2.0 | 5:27 | 1/1 | 100 | 1/1 | 100 | | | | | | | | 1 | 1 | | | | | 2 | | 7 | 2 | |
| 88 | ODAJIMA Rie | 2.5 | 13:11 | 2/4 | 50 | 2/4 | 50 | | | | | | 2 | 2 | 1 | | 2 | | | | | | 4 | 4 | |
| Team / Coach | | | | | | | | | | | | 2 | 3 | 5 | | 2 | | | | | | | | | |
| Totals | | | | 24/57 | 42 | 24/53 | 45 | 0/4 | 0 | 6/7 | 86 | 3 | 34 | 37 | 18 | 12 | 5 | 2 | 21 | 11 | -5 | | | 54 | |
| Coach | | IWASA Yoshiaki | | | | | | | | | | | | | | | | | | | | | | | |
| Assistant Coach | | TACHIBANA Kaori | | | | | | | | | | YAMASAKI Sayaka | | | | | | | | | | | | | |

GER - Germany

| No. | Name | Sport Class | MIN | Field Goals | | 2 Points | | 3 Points | | Free Throws | | Rebounds | | | AS | TO | ST | BS | PF | FD | +/- | PTS | | |
|------------------------|----------------------|-------------|-------|-------------|-----|----------|-----|----------|----|-------------|-----|----------|----|-----|----|----|----|----|----|----|-----|-----|----|----|
| | | | | M/A | % | M/A | % | M/A | % | M/A | % | OR | DR | TOT | | | | | | | | | | |
| *4 | MILLER Mareike (C) | 4.5 | 38:38 | 8/25 | 32 | 6/19 | 32 | 2/6 | 33 | 3/7 | 43 | 5 | 5 | 10 | 6 | 2 | 1 | | | | 3 | 8 | 7 | 21 |
| 5 | WELIN-RYKLIN Johanna | 2.0 | DNP | | | | | | | | | | | | | | | | | | | | | |
| 6 | WEISS Catharina | 1.0 | 10:15 | 1/1 | 100 | 1/1 | 100 | | | | | 1 | 1 | 2 | | 1 | | | | | | | 4 | 2 |
| *7 | PATZWALD Anne | 1.0 | 29:45 | 1/1 | 100 | 1/1 | 100 | | | 2/2 | 100 | | 1 | 1 | | | | | | | 1 | 2 | 1 | 4 |
| *8 | LANG Katharina | 4.5 | 37:36 | 10/19 | 53 | 9/17 | 53 | 1/2 | 50 | 6/10 | 60 | | 17 | 17 | 8 | 4 | | 1 | | | 6 | 8 | 27 | |
| 9 | FUERST Laura | 2.0 | 13:43 | 1/2 | 50 | 1/2 | 50 | | | | | | | | | 2 | | | | | 2 | 1 | 8 | 2 |
| 10 | BERGENTHAL Lisa | 3.5 | DNP | | | | | | | | | | | | | | | | | | | | | |
| 11 | LINDHOLM Maya | 2.5 | 10:15 | 1/3 | 33 | 1/3 | 33 | | | | | | | 1 | | | | | | | 1 | 1 | 4 | 2 |
| *12 | BREUER Annabel | 1.5 | 40:00 | 0/5 | 0 | 0/5 | 0 | | | | | 2 | 4 | 6 | | 1 | 1 | | | | 2 | 2 | 5 | 0 |
| *13 | MAYER Svenja | 2.5 | 16:02 | 0/1 | 0 | 0/1 | 0 | | | | | | | | | | | | | | 1 | | -7 | 0 |
| 14 | KNIPPELMEYER Lena | 4.5 | 2:24 | 0/1 | 0 | 0/1 | 0 | | | 1/2 | 50 | | | | | | | | | | | 1 | -3 | 1 |
| 15 | GROSS Barbara | 4.5 | 1:22 | 0/1 | 0 | 0/1 | 0 | | | | | | | | | | | | | | 1 | | -2 | 0 |
| Team / Coach | | | | | | | | | | | | 2 | 2 | 2 | | 2 | | | | | | | | |
| Totals | | | | 22/59 | 37 | 19/51 | 37 | 3/8 | 38 | 12/21 | 57 | 8 | 30 | 38 | 15 | 10 | 4 | 1 | 12 | 21 | 5 | | | 59 |
| Coach | | NOHL Dennis | | | | | | | | | | | | | | | | | | | | | | |
| Assistant Coach | | HOPP Andre | | | | | | | | | | | | | | | | | | | | | | |

| | JPN | GER |
|-----------------------|----------------|----------------|
| Points from Turnovers | 12 | 9 |
| Points in the Paint | 20 (10/18) 56% | 30 (15/34) 44% |
| Second Chance Points | 2 | 4 |
| Fast Break Points | 8 | 4 |
| Bench Points | 20 | 7 |

| | JPN | GER |
|---------------------|-------------|--------------|
| Biggest Lead | 11 | 5 |
| Biggest Scoring Run | 8-0 (38-28) | 12-0 (54-59) |
| Lead Changes | | 1 |
| Times Tied | | 2 |
| Time Leading | 36:00 | 0:35 |

| Legend: | | | |
|---------|---------------------|-----|--------------------|
| % | Shooting Percentage | (C) | Captain |
| BS | Blocked Shots | DNP | Did Not Play |
| MIN | Minutes Played | No. | Uniform Number |
| Qx | Quarter Time | ST | Steals |
| * | Game Starters | DR | Defensive Rebounds |
| | | OR | Offensive Rebounds |
| | | TO | Turnovers |
| +/- | Plus-Minus | FD | Fouls Drawn |
| | | PF | Fouls |
| AS | Assists | TOT | Total Rebounds |
| M/A | Made / Attempts | | |
| PTS | Points | | |



Results

結果

Game 41

ALG 21 vs 62 USA

(0-18, 5-14, 9-18, 7-12)

Attendance: 810
Game Duration: 1:23

Referee: TAHMASIAN Geghard

Commissioner: COSSAER Dirk

Umpires: QUINTANA Matias; LAPOINTE Alexandre

| Scoring by 5 min intervals: | ALG | Q1 | Q2 | Q3 | Q4 | USA |
|-----------------------------|-----|-------|-------|-------|-------|-----|
| | | 0 0 | 2 5 | 9 14 | 19 21 | |
| | | 14 18 | 20 32 | 42 50 | 56 62 | |

ALG - Algeria

| No. | Name | Sport Class | MIN | Field Goals | | 2 Points | | 3 Points | | Free Throws | | Rebounds | | | AS | TO | ST | BS | PF | FD | +/- | PTS |
|------------------------|-----------------------|----------------|-------|-------------|----|----------|----|----------|---|-------------|----|----------|----|-----|----|----|----|----|----|----|-----|-----|
| | | | | M/A | % | M/A | % | M/A | % | M/A | % | OR | DR | TOT | | | | | | | | |
| 4 | MEHIMDA Nebia | 3.0 | 5:14 | | | | | | | | | | | 1 | | | | | | 1 | -6 | 0 |
| 5 | KHEDIR Naoual | 4.0 | 13:18 | 1/4 | 25 | 1/4 | 25 | | | 1/2 | 50 | 1 | 4 | 5 | 2 | 1 | | | | 2 | -11 | 3 |
| 6 | GHOUL Yamina | 1.5 | DNP | | | | | | | | | | | | | | | | | | | |
| 7 | BELHADEF Hafida | 4.0 | 6:28 | 0/1 | 0 | 0/1 | 0 | | | | | | | 1 | | | | | | | -9 | 0 |
| *8 | BOUZIDI Fatima | 1.0 | 38:47 | 0/2 | 0 | 0/2 | 0 | | | | | 2 | | 2 | | 1 | | | | | -41 | 0 |
| *9 | KHEMGANI Djamilia (C) | 4.0 | 25:35 | 2/12 | 17 | 2/8 | 25 | 0/4 | 0 | | | 1 | 4 | 5 | 4 | 4 | | 1 | 1 | 1 | -28 | 4 |
| *11 | SEMATI Dahbia | 1.5 | 40:00 | 0/2 | 0 | 0/2 | 0 | | | | | 1 | 2 | 3 | | | | | | | -41 | 0 |
| 12 | ZAIRI Kheira | 4.0 | 8:51 | 1/6 | 17 | 1/4 | 25 | 0/2 | 0 | | | | 2 | 2 | 2 | 2 | | | | | -4 | 2 |
| 13 | SELLAMI Zohra | 2.5 | DNP | | | | | | | | | | | | | | | | | | | |
| *14 | ABDELALI Samiha | 2.5 | 35:53 | 1/11 | 9 | 1/8 | 13 | 0/3 | 0 | | | | 7 | 7 | 2 | 10 | 2 | | 1 | 1 | -37 | 2 |
| *15 | BOUBLAL Nourhane | 4.5 | 25:54 | 4/14 | 29 | 4/14 | 29 | | | 2/6 | 33 | 1 | 5 | 6 | | | | | | 3 | -28 | 10 |
| Team / Coach | | | | | | | | | | | | | | | | | | | | | | |
| Totals | | | | 9/52 | 17 | 9/43 | 21 | 0/9 | 0 | 3/8 | 38 | 9 | 26 | 35 | 8 | 24 | 4 | 1 | 2 | 8 | -41 | 21 |
| Coach | | TAGHICHE Ahmed | | | | | | | | | | | | | | | | | | | | |
| Assistant Coach | | HOURI Youcef | | | | | | | | | | | | | | | | | | | | |

USA - United States

| No. | Name | Sport Class | MIN | Field Goals | | 2 Points | | 3 Points | | Free Throws | | Rebounds | | | AS | TO | ST | BS | PF | FD | +/- | PTS |
|------------------------|-----------------------|------------------|-------|-------------|-----|----------|-----|----------|---|-------------|-----|-------------|----|-----|----|----|----|----|----|----|-----|-----|
| | | | | M/A | % | M/A | % | M/A | % | M/A | % | OR | DR | TOT | | | | | | | | |
| 1 | IBANEZ Alejandra | 2.5 | 23:15 | 2/2 | 100 | 2/2 | 100 | | | | | 3 | 3 | 6 | 1 | | | | 2 | | 17 | 4 |
| 3 | BAULEKE Abigail | 1.5 | 30:00 | 1/3 | 33 | 1/3 | 33 | | | | | | 1 | 1 | 1 | | | | | | 23 | 2 |
| 4 | VORIS Zoe | 3.5 | 19:15 | 3/15 | 20 | 3/15 | 20 | | | | | 1 | 2 | 3 | 1 | | 1 | | 1 | | 14 | 6 |
| *5 | HUNTER Darlene | 1.0 | 15:10 | 1/1 | 100 | 1/1 | 100 | | | | | | 1 | 1 | | 3 | 2 | | 1 | | 22 | 2 |
| 7 | ASLAKSON Josie | 1.0 | 9:35 | 1/3 | 33 | 1/3 | 33 | | | | | | 3 | 3 | | 1 | 1 | | | | 8 | 2 |
| *8 | SCHNEIDER Natalie (C) | 4.5 | 5:35 | 1/2 | 50 | 1/2 | 50 | | | | | | 3 | 3 | 1 | | 1 | | | | 14 | 2 |
| *15 | HOLLERMANN Rose | 3.5 | 5:35 | 3/4 | 75 | 3/4 | 75 | | | | | | 1 | 1 | 1 | | | | | | 14 | 6 |
| 21 | EATON Kaitlyn | 1.5 | 19:06 | 2/4 | 50 | 2/4 | 50 | | | 2/2 | 100 | | 2 | 2 | 2 | | 2 | | 1 | 1 | 14 | 6 |
| *24 | ZURBRUGG Lindsey | 2.5 | 12:20 | 5/6 | 83 | 5/6 | 83 | | | | | | | 4 | 2 | | | | | 1 | 20 | 10 |
| 43 | MOODY Bailey | 4.0 | 14:25 | 3/8 | 38 | 3/8 | 38 | | | | | 1 | 1 | 2 | 1 | | 1 | | | | 13 | 6 |
| 54 | GONZALEZ Ixhelt | 4.5 | 29:15 | 7/15 | 47 | 7/15 | 47 | | | | | 2 | 7 | 9 | 3 | 2 | 2 | | 2 | | 23 | 14 |
| *55 | RYAN Courtney | 2.0 | 16:29 | 1/5 | 20 | 1/5 | 20 | | | | | 1 | 3 | 4 | 7 | | | | 1 | | 23 | 2 |
| Team / Coach | | | | | | | | | | | | | | | | | | | | | | |
| Totals | | | | 30/68 | 44 | 30/68 | 44 | | | 2/2 | 100 | 10 | 32 | 42 | 22 | 10 | 10 | | 8 | 2 | 41 | 62 |
| Coach | | JOHNSON Lawrence | | | | | | | | | | | | | | | | | | | | |
| Assistant Coach | | SPANGLER Amy | | | | | | | | | | KRAMER Adam | | | | | | | | | | |

| | ALG | USA |
|-----------------------|---------------|----------------|
| Points from Turnovers | 1 | 22 |
| Points in the Paint | 12 (6/21) 29% | 34 (17/33) 52% |
| Second Chance Points | 9 | 8 |
| Fast Break Points | 2 | 12 |
| Bench Points | 5 | 40 |

| | ALG | USA |
|---------------------|-------------|-------------|
| Biggest Lead | | 43 |
| Biggest Scoring Run | 4-0 (11-42) | 18-0 (0-18) |
| Lead Changes | | |
| Times Tied | | |
| Time Leading | 0:00 | 39:46 |

| Legend: | | | |
|---------|---------------------|-----|--------------------|
| % | Shooting Percentage | (C) | Captain |
| BS | Blocked Shots | DNP | Did Not Play |
| MIN | Minutes Played | No. | Uniform Number |
| Qx | Quarter Time | ST | Steals |
| * | Game Starters | DR | Defensive Rebounds |
| +/- | Plus-Minus | OR | Offensive Rebounds |
| AS | Assists | PF | Fouls |
| M/A | Made / Attempts | TOT | Total Rebounds |
| PTS | Points | | |



Results

結果

Game 44

CAN 76 vs 37 AUS
(20-11, 19-14, 19-8, 18-4)

Attendance: 0

Game Duration: 1:27

Referee: URUNUELA Juan

Commissioner: TIMMS Janine

Umpires: HARGREAVES Darrell; ZAMPONI Maurizio

| Scoring by 5 min intervals: | CAN AUS | Q1 | | Q2 | | Q3 | | Q4 | |
|-----------------------------|------------|----|----|----|----|----|----|----|----|
| | | 11 | 20 | 33 | 39 | 50 | 58 | 64 | 76 |
| | | 8 | 11 | 18 | 25 | 27 | 33 | 33 | 37 |

CAN - Canada

| No. | Name | Sport Class | MIN | Field Goals | | 2 Points | | 3 Points | | Free Throws | | Rebounds | | | AS | TO | ST | BS | PF | FD | +/- | PTS |
|------------------------|--------------------|-----------------------|-------|-------------|-----|----------|-----|----------|----|-------------|-----|-----------------|----|-----|----|----|----|----|----|----|-----|-----|
| | | | | M/A | % | M/A | % | M/A | % | M/A | % | OR | DR | TOT | | | | | | | | |
| *4 | LALONDE Rosalie | 3.0 | 20:00 | 0/1 | 0 | 0/1 | 0 | | | 1/2 | 50 | 1 | | 1 | 3 | | | | 1 | 1 | 20 | 1 |
| 5 | TESSIER Elodie | 2.5 | 20:00 | 1/7 | 14 | 1/6 | 17 | 0/1 | 0 | | | 2 | 2 | 4 | 4 | 1 | | | 2 | | 19 | 2 |
| 6 | YOUNG Arinn | 4.5 | 16:40 | 7/10 | 70 | 6/8 | 75 | 1/2 | 50 | 1/1 | 100 | 1 | 7 | 8 | 5 | 5 | | | 1 | 2 | 12 | 16 |
| *7 | OUELLET Cindy (C) | 3.5 | 20:00 | 4/9 | 44 | 4/9 | 44 | | | 1/2 | 50 | 1 | 4 | 5 | 4 | 1 | 1 | | 1 | 3 | 20 | 9 |
| 8 | STEEVES Tamara | 1.5 | 25:10 | 8/9 | 89 | 8/9 | 89 | | | 1/2 | 50 | | 7 | 7 | 2 | 1 | 1 | | | 2 | 28 | 17 |
| 9 | DUPLESSIS Danielle | 4.5 | 10:00 | 0/2 | 0 | 0/2 | 0 | | | 0/2 | 0 | | 3 | 3 | 1 | 1 | | | 1 | 1 | 14 | 0 |
| *10 | LAI Puisand | 1.0 | 20:46 | 3/3 | 100 | 3/3 | 100 | | | | | 1 | 4 | 5 | | 1 | | | 1 | | 21 | 6 |
| *11 | LLANES Tara | 1.5 | 20:00 | 2/4 | 50 | 2/4 | 50 | | | | | | 1 | 1 | | | 1 | | | 2 | 20 | 4 |
| 12 | BERUBE Sandrine | 4.5 | 11:06 | 3/3 | 100 | 3/3 | 100 | | | | | 1 | 1 | 2 | 1 | 2 | | | | | 6 | 6 |
| *13 | DANDENEAU Kathleen | 4.5 | 22:14 | 7/13 | 54 | 6/11 | 55 | 1/2 | 50 | | | 3 | 9 | 12 | 6 | 3 | 1 | | 1 | | 26 | 15 |
| 15 | HAWTIN Melanie | 1.0 | 14:04 | | | | | | | | | | | | | | | | | | 9 | 0 |
| Team / Coach | | | | | | | | | | | | | | | | | | | | | | |
| Totals | | | | 35/61 | 57 | 33/56 | 59 | 2/5 | 40 | 4/9 | 44 | 10 | 40 | 50 | 26 | 16 | 4 | | 8 | 11 | 39 | 76 |
| Coach | | DUCHARME Marc Antoine | | | | | | | | | | | | | | | | | | | | |
| Assistant Coach | | CASS Simon | | | | | | | | | | NORDELL Darrell | | | | | | | | | | |

AUS - Australia

| No. | Name | Sport Class | MIN | Field Goals | | 2 Points | | 3 Points | | Free Throws | | Rebounds | | | AS | TO | ST | BS | PF | FD | +/- | PTS |
|------------------------|------------------------|----------------|-------|-------------|-----|----------|-----|----------|----|-------------|----|--------------|----|-----|----|----|----|----|----|----|-----|-----|
| | | | | M/A | % | M/A | % | M/A | % | M/A | % | OR | DR | TOT | | | | | | | | |
| 4 | VINCI Sarah | 1.0 | 22:04 | 4/4 | 100 | 4/4 | 100 | | | | | 1 | 2 | 3 | 2 | | | | | | -17 | 8 |
| 5 | CRONJE Jess | 4.0 | 13:12 | | | | | | | | | | 3 | 3 | 1 | 2 | 1 | | 2 | | -16 | 0 |
| *6 | DODD Hannah | 1.0 | 17:56 | 1/5 | 20 | 1/5 | 20 | | | | | 1 | | 1 | 3 | | | | | 1 | -22 | 2 |
| *7 | CRONAU Shelley | 2.5 | 28:23 | 0/5 | 0 | 0/5 | 0 | | | | | | | | 1 | 1 | | | 3 | | -33 | 0 |
| *8 | MUNRO-COOK Georgia (C) | 4.5 | 29:15 | 1/14 | 7 | 1/14 | 7 | | | 0/2 | 0 | | 3 | 3 | 1 | 1 | 3 | | 1 | 3 | -37 | 2 |
| 10 | MELLBERG Bree | 3.0 | 6:35 | 0/1 | 0 | 0/1 | 0 | | | | | | 1 | 1 | | 2 | | 1 | 1 | | 0 | 0 |
| 13 | OVENS Taishar | 1.0 | 6:36 | 0/1 | 0 | 0/1 | 0 | | | | | | | | | | | | | | -8 | 0 |
| *14 | SABLJAK Ella | 1.0 | 9:40 | 0/1 | 0 | 0/1 | 0 | | | | | | | | | | | | 3 | | -10 | 0 |
| *15 | MERRITT Amber | 4.5 | 35:14 | 9/22 | 41 | 8/19 | 42 | 1/3 | 33 | 2/4 | 50 | | 6 | 6 | 6 | 2 | 5 | | 1 | 4 | -26 | 21 |
| 21 | FRIDAY Mary | 1.0 | 12:31 | | | | | | | | | | | | | | | | | | -5 | 0 |
| 22 | MARTIN Isabel | 1.0 | 11:13 | 1/1 | 100 | 1/1 | 100 | | | | | | | | | 1 | | | | | -16 | 2 |
| 23 | ALEXANDER Natalie | 2.5 | 7:21 | 1/4 | 25 | 1/4 | 25 | | | | | | | | 1 | | | | | | -5 | 2 |
| Team / Coach | | | | | | | | | | | | | | | | | | | | | | |
| Totals | | | | 17/58 | 29 | 16/55 | 29 | 1/3 | 33 | 2/6 | 33 | 3 | 15 | 18 | 15 | 11 | 9 | 1 | 11 | 8 | -39 | 37 |
| Coach | | FRIDAY Craig | | | | | | | | | | | | | | | | | | | | |
| Assistant Coach | | CAMPBELL Craig | | | | | | | | | | GRAHAM Sarah | | | | | | | | | | |

| | CAN | AUS |
|-----------------------|----------------|----------------|
| Points from Turnovers | 11 | 10 |
| Points in the Paint | 52 (26/45) 58% | 22 (11/25) 44% |
| Second Chance Points | 16 | |
| Fast Break Points | 6 | 3 |
| Bench Points | 41 | 12 |

| | CAN | AUS |
|---------------------|--------------|-----------|
| Biggest Lead | 39 | |
| Biggest Scoring Run | 14-0 (68-33) | 4-0 (4-4) |
| Lead Changes | | |
| Times Tied | | 2 |
| Time Leading | 39:10 | 0:00 |

| Legend: | | | |
|---------|---------------------|-----|-----------------------------|
| % | Shooting Percentage | (C) | Captain |
| BS | Blocked Shots | DR | Defensive Rebounds |
| No. | Uniform Number | OR | Offensive Rebounds |
| ST | Steals | TO | Turnovers |
| * | Game Starters | FD | Fouls Drawn |
| +/- | Plus-Minus | PF | Fouls |
| M/A | Made / Attempts | TOT | Total Rebounds |
| PTS | Points | AS | Assists |
| MIN | Minutes Played | Qx | Minutes Played Quarter Time |



Results

結果

Game 51

AUS 71 vs 32 ALG

(27-8, 15-9, 17-7, 12-8)

Game Duration: 1:35

Referee: WOOD Ben

Commissioner: ANG Kean Koo

Umpires: YAP Poh Boon; NIKAIIDO Shunsuke

| Scoring by 5 min intervals: | | Q1 | | Q2 | | Q3 | | Q4 | |
|-----------------------------|--|----|----|----|----|----|----|----|----|
| AUS | | 14 | 27 | 32 | 42 | 53 | 59 | 65 | 71 |
| ALG | | 6 | 8 | 10 | 17 | 22 | 24 | 30 | 32 |

AUS - Australia

| No. | Name | Sport Class | MIN | Field Goals | | 2 Points | | 3 Points | | Free Throws | | Rebounds | | | AS | TO | ST | BS | PF | FD | +/- | PTS | |
|------------------------|------------------------|----------------|-------|-------------|-----|----------|-----|----------|---|-------------|-----|--------------|----|-----|----|----|----|----|----|----|-----|-----|---|
| | | | | M/A | % | M/A | % | M/A | % | M/A | % | OR | DR | TOT | | | | | | | | | |
| 4 | VINCI Sarah | 1.0 | 10:22 | 1/1 | 100 | 1/1 | 100 | | | | | | 2 | 2 | | 1 | | | | | | 14 | 2 |
| 5 | CRONJE Jess | 4.0 | 24:11 | 2/4 | 50 | 2/4 | 50 | | | 2/4 | 50 | | 1 | 1 | 4 | 2 | | | 2 | 3 | 24 | 6 | |
| *6 | DODD Hannah | 1.0 | 13:45 | 1/1 | 100 | 1/1 | 100 | | | 2/2 | 100 | 1 | | 1 | 4 | | 1 | | | 1 | 16 | 4 | |
| *7 | CRONAU Shelley | 2.5 | 12:48 | 4/5 | 80 | 4/5 | 80 | | | | | | | 4 | 1 | | | 2 | 1 | 15 | 8 | | |
| *8 | MUNRO-COOK Georgia (C) | 4.5 | 23:51 | 6/14 | 43 | 6/14 | 43 | | | 2/5 | 40 | 1 | 4 | 5 | 3 | 1 | | 2 | 3 | 22 | 14 | | |
| 10 | MELLBERG Bree | 3.0 | 16:30 | 2/5 | 40 | 2/5 | 40 | | | | | | 3 | 3 | | 2 | 1 | | 2 | 1 | 17 | 4 | |
| 13 | OVENS Taishar | 1.0 | 15:00 | 0/3 | 0 | 0/3 | 0 | | | | | | 1 | 1 | | | 1 | | 1 | 2 | 7 | 0 | |
| *14 | SABLJAK Ella | 1.0 | 13:50 | 0/1 | 0 | 0/1 | 0 | | | | | | | | | | | | | | 13 | 0 | |
| *15 | MERRITT Amber | 4.5 | 23:03 | 13/18 | 72 | 13/17 | 76 | 0/1 | 0 | 1/3 | 33 | 1 | 7 | 8 | 5 | 2 | 2 | 1 | 1 | 2 | 28 | 27 | |
| 21 | FRIDAY Mary | 1.0 | 16:29 | 1/2 | 50 | 1/2 | 50 | | | | | | 1 | 1 | | | | | | 1 | 19 | 2 | |
| 22 | MARTIN Isabel | 1.0 | 14:21 | | | | | | | | | 2 | 2 | 4 | 1 | | | | | 1 | 9 | 0 | |
| 23 | ALEXANDER Natalie | 2.5 | 15:50 | 2/5 | 40 | 2/5 | 40 | | | 0/2 | 0 | | 4 | 4 | 1 | | | 1 | 1 | 11 | 4 | | |
| Team / Coach | | | | | | | | | | | | 1 | 7 | 8 | | | | | | | | | |
| Totals | | | | 32/59 | 54 | 32/58 | 55 | 0/1 | 0 | 7/16 | 44 | 6 | 32 | 38 | 22 | 9 | 5 | 1 | 11 | 16 | 39 | 71 | |
| Coach | | FRIDAY Craig | | | | | | | | | | | | | | | | | | | | | |
| Assistant Coach | | CAMPBELL Craig | | | | | | | | | | GRAHAM Sarah | | | | | | | | | | | |

ALG - Algeria

| No. | Name | Sport Class | MIN | Field Goals | | 2 Points | | 3 Points | | Free Throws | | Rebounds | | | AS | TO | ST | BS | PF | FD | +/- | PTS | |
|------------------------|-----------------------|----------------|-------|-------------|----|----------|----|----------|----|-------------|----|----------|----|-----|----|----|----|----|----|-----|-----|-----|---|
| | | | | M/A | % | M/A | % | M/A | % | M/A | % | OR | DR | TOT | | | | | | | | | |
| 4 | MEHIMDA Nebia | 3.0 | 7:20 | 1/4 | 25 | 1/4 | 25 | | | | | 1 | 1 | 1 | | | | | | | | -5 | 2 |
| 5 | KHEDIR Naoual | 4.0 | 4:45 | | | | | | | | | 1 | 1 | 2 | | | | 3 | | | | -5 | 0 |
| 6 | GHOUL Yamina | 1.5 | DNP | | | | | | | | | | | | | | | | | | | | |
| 7 | BELHADEF Hafida | 4.0 | DNP | | | | | | | | | | | | | | | | | | | | |
| *8 | BOUZIDI Fatima | 1.0 | 40:00 | 0/3 | 0 | 0/3 | 0 | | | 1/2 | 50 | 3 | 3 | 3 | 1 | | | 2 | 1 | -39 | 1 | | |
| *9 | KHEMGANI Djamilia (C) | 4.0 | 28:42 | 3/13 | 23 | 3/10 | 30 | 0/3 | 0 | | | 5 | 5 | 3 | 4 | | | 2 | 4 | -31 | 6 | | |
| *11 | SEMATI Dahbia | 1.5 | 40:00 | 1/3 | 33 | 1/3 | 33 | | | | | 1 | 3 | 4 | 1 | | | 2 | | -39 | 2 | | |
| 12 | ZAIRI Kheira | 4.0 | 21:05 | 2/9 | 22 | 2/9 | 22 | | | 0/2 | 0 | 3 | 3 | 6 | 3 | 2 | 2 | 3 | 2 | -12 | 4 | | |
| 13 | SELLAMI Zohra | 2.5 | 4:20 | 0/2 | 0 | 0/2 | 0 | | | | | 1 | 1 | | | | | | | -4 | 0 | | |
| *14 | ABDELALI Samiha | 2.5 | 28:20 | 3/14 | 21 | 2/11 | 18 | 1/3 | 33 | 1/2 | 50 | 1 | 1 | 2 | 3 | 4 | 2 | 3 | 3 | -30 | 8 | | |
| *15 | BOUBLAL Nourhane | 4.5 | 25:28 | 4/9 | 44 | 4/9 | 44 | | | 1/2 | 50 | 3 | 3 | 6 | 1 | 1 | | 1 | 1 | -30 | 9 | | |
| Team / Coach | | | | | | | | | | | | 1 | 8 | 9 | | 7 | | | | | | | |
| Totals | | | | 14/57 | 25 | 13/51 | 25 | 1/6 | 17 | 3/8 | 38 | 13 | 25 | 38 | 12 | 21 | 4 | 3 | 16 | 11 | -39 | 32 | |
| Coach | | TAGHICHE Ahmed | | | | | | | | | | | | | | | | | | | | | |
| Assistant Coach | | HOURI Youcef | | | | | | | | | | | | | | | | | | | | | |

| | AUS | ALG |
|-----------------------|----------------|----------------|
| Points from Turnovers | 22 | 5 |
| Points in the Paint | 50 (25/40) 63% | 24 (12/37) 32% |
| Second Chance Points | 6 | 8 |
| Fast Break Points | 10 | 2 |
| Bench Points | 18 | 6 |

| | AUS | ALG |
|---------------------|------------|-------------|
| Biggest Lead | 41 | |
| Biggest Scoring Run | 9-0 (21-6) | 3-0 (36-17) |
| Lead Changes | | |
| Times Tied | | |
| Time Leading | 39:44 | 0:00 |

| Legend: | | | |
|---------|---------------------|-----|--------------------|
| % | Shooting Percentage | (C) | Captain |
| BS | Blocked Shots | DNP | Did Not Play |
| MIN | Minutes Played | No. | Uniform Number |
| Qx | Quarter Time | ST | Steals |
| * | Game Starters | DR | Defensive Rebounds |
| | | OR | Offensive Rebounds |
| | | TO | Turnovers |
| +/- | Plus-Minus | FD | Fouls Drawn |
| | | PF | Fouls |
| AS | Assists | TOT | Total Rebounds |
| M/A | Made / Attempts | | |
| PTS | Points | | |



Results

結果

Game 54

CAN 48 vs 63 USA
(10-12, 13-21, 9-12, 16-18)

Game Duration: 1:28

Referee: ZAMPONI Maurizio

Commissioner: SCHOEMAN Andrew

Umpires: VILLARD Celine; ONO Hiroki

| Scoring by 5 min intervals: | CAN USA | Q1 | | Q2 | | Q3 | | Q4 | |
|-----------------------------|------------|----|----|----|----|----|----|----|----|
| | | 4 | 10 | 16 | 23 | 27 | 32 | 40 | 48 |
| | | 6 | 12 | 22 | 33 | 39 | 45 | 51 | 63 |

CAN - Canada

| No. | Name | Sport Class | MIN | Field Goals | | 2 Points | | 3 Points | | Free Throws | | Rebounds | | | AS | TO | ST | BS | PF | FD | +/- | PTS | |
|------------------------|--------------------|-----------------------|-------|-------------|-----|----------|-----|----------|---|-------------|----|-----------------|----|-----|----|----|----|----|----|----|-----|-----|--|
| | | | | M/A | % | M/A | % | M/A | % | M/A | % | OR | DR | TOT | | | | | | | | | |
| *4 | LALONDE Rosalie | 3.0 | 24:26 | 1/7 | 14 | 1/7 | 14 | | | 4/6 | 67 | 2 | 3 | 5 | 5 | | 1 | | 2 | 3 | -12 | 6 | |
| 5 | TESSIER Elodie | 2.5 | 15:34 | 2/2 | 100 | 2/2 | 100 | | | | | | | | 3 | | | | 2 | 1 | -3 | 4 | |
| 6 | YOUNG Arinn | 4.5 | 25:34 | 3/7 | 43 | 3/6 | 50 | 0/1 | 0 | 5/8 | 63 | 1 | 7 | 8 | 6 | | 1 | 1 | 2 | 5 | -11 | 11 | |
| *7 | OUELLET Cindy (C) | 3.5 | 19:01 | 3/9 | 33 | 3/9 | 33 | | | 3/4 | 75 | | 1 | 1 | 2 | 1 | | | 2 | | -8 | 9 | |
| 8 | STEEVES Tamara | 1.5 | 19:49 | 1/7 | 14 | 1/7 | 14 | | | | | | | | 2 | | | | 1 | | -3 | 2 | |
| 9 | DUPLESSIS Danielle | 4.5 | DNP | | | | | | | | | | | | | | | | | | | | |
| *10 | LAI Puisand | 1.0 | 35:25 | 1/3 | 33 | 1/3 | 33 | | | | | | | | | | | | 3 | | -11 | 2 | |
| *11 | LLANES Tara | 1.5 | 14:46 | 3/3 | 100 | 3/3 | 100 | | | | | | 1 | 1 | 1 | | | | | | -8 | 6 | |
| 12 | BERUBE Sandrine | 4.5 | DNP | | | | | | | | | | | | | | | | | | | | |
| *13 | DANDENEAU Kathleen | 4.5 | 35:25 | 4/15 | 27 | 4/10 | 40 | 0/5 | 0 | 0/2 | 0 | 1 | 12 | 13 | 6 | 1 | 1 | | 4 | 2 | -11 | 8 | |
| 15 | HAWTIN Melanie | 1.0 | 10:00 | | | | | | | | | | | | | 1 | | | 2 | | -8 | 0 | |
| Team / Coach | | | | | | | | | | | | 2 | 1 | 3 | | | | | | | | | |
| Totals | | | | 18/53 | 34 | 18/47 | 38 | 0/6 | 0 | 12/20 | 60 | 6 | 25 | 31 | 22 | 6 | 3 | 1 | 16 | 13 | -15 | 48 | |
| Coach | | DUCHARME Marc Antoine | | | | | | | | | | | | | | | | | | | | | |
| Assistant Coach | | CASS Simon | | | | | | | | | | NORDELL Darrell | | | | | | | | | | | |

USA - United States

| No. | Name | Sport Class | MIN | Field Goals | | 2 Points | | 3 Points | | Free Throws | | Rebounds | | | AS | TO | ST | BS | PF | FD | +/- | PTS |
|------------------------|-----------------------|------------------|-------|-------------|----|----------|----|----------|---|-------------|-----|-------------|----|-----|----|----|----|----|----|----|-----|-----|
| | | | | M/A | % | M/A | % | M/A | % | M/A | % | OR | DR | TOT | | | | | | | | |
| 1 | IBANEZ Alejandra | 2.5 | DNP | | | | | | | | | | | | | | | | | | | |
| 3 | BAULEKE Abigail | 1.5 | DNP | | | | | | | | | | | | | | | | | | | |
| 4 | VORIS Zoe | 3.5 | DNP | | | | | | | | | | | | | | | | | | | |
| *5 | HUNTER Darlene | 1.0 | 40:00 | 3/5 | 60 | 3/5 | 60 | | | | | 3 | 1 | 4 | 2 | 1 | | | 3 | 1 | 15 | 6 |
| 7 | ASLAKSON Josie | 1.0 | DNP | | | | | | | | | | | | | | | | | | | |
| *8 | SCHNEIDER Natalie (C) | 4.5 | 40:00 | 8/12 | 67 | 8/12 | 67 | | | 2/2 | 100 | 2 | 7 | 9 | 1 | 1 | 2 | 1 | 2 | 4 | 15 | 18 |
| *15 | HOLLERMANN Rose | 3.5 | 37:24 | 7/20 | 35 | 7/20 | 35 | | | 5/6 | 83 | | 9 | 9 | 5 | 2 | | | 3 | 5 | 15 | 19 |
| 21 | EATON Kaitlyn | 1.5 | DNP | | | | | | | | | | | | | | | | | | | |
| *24 | ZURBRUGG Lindsey | 2.5 | 40:00 | 4/11 | 36 | 4/11 | 36 | | | 2/4 | 50 | 2 | 2 | 4 | 4 | | 1 | | 2 | 3 | 15 | 10 |
| 43 | MOODY Bailey | 4.0 | 2:36 | 0/2 | 0 | 0/2 | 0 | | | | | | 2 | 2 | | | | | | | 0 | 0 |
| 54 | GONZALEZ Ixhelt | 4.5 | DNP | | | | | | | | | | | | | | | | | | | |
| *55 | RYAN Courtney | 2.0 | 40:00 | 5/13 | 38 | 5/13 | 38 | | | | | | 7 | 7 | 13 | 1 | | | 3 | 3 | 15 | 10 |
| Team / Coach | | | | | | | | | | | | 3 | 3 | 6 | | | | | | | | |
| Totals | | | | 27/63 | 43 | 27/63 | 43 | | | 9/12 | 75 | 10 | 31 | 41 | 25 | 5 | 3 | 1 | 13 | 16 | 15 | 63 |
| Coach | | JOHNSON Lawrence | | | | | | | | | | | | | | | | | | | | |
| Assistant Coach | | SPANGLER Amy | | | | | | | | | | KRAMER Adam | | | | | | | | | | |

| | CAN | USA |
|-----------------------|----------------|----------------|
| Points from Turnovers | 8 | 2 |
| Points in the Paint | 26 (13/34) 38% | 30 (15/21) 71% |
| Second Chance Points | 2 | 12 |
| Fast Break Points | | 10 |
| Bench Points | 17 | |

| | CAN | USA |
|---------------------|-------------|-------------|
| Biggest Lead | 2 | 17 |
| Biggest Scoring Run | 8-0 (40-47) | 7-0 (46-63) |
| Lead Changes | | 1 |
| Times Tied | | 4 |
| Time Leading | 0:17 | 36:19 |

| Legend: | | | |
|---------|---------------------|-----|--------------------|
| % | Shooting Percentage | (C) | Captain |
| BS | Blocked Shots | DNP | Did Not Play |
| MIN | Minutes Played | No. | Uniform Number |
| Qx | Quarter Time | ST | Steals |
| * | Game Starters | DR | Defensive Rebounds |
| +/- | Plus-Minus | OR | Offensive Rebounds |
| AS | Assists | PF | Fouls |
| M/A | Made / Attempts | TOT | Total Rebounds |
| PTS | Points | | |



Results

結果

Game 52

GER 57 vs 33 ESP

(16-13, 8-6, 19-5, 14-9)

Game Duration: 1:42

Referee: ROSENBERG Helen

Commissioner: TIMMS Janine

Umpires: LAPOINTE Alexandre; KOC Yekta Sansal

| Scoring by 5 min intervals: | GER ESP | Q1 | | Q2 | | Q3 | | Q4 | |
|-----------------------------|------------|----|----|----|----|----|----|----|----|
| | | 5 | 16 | 21 | 24 | 33 | 43 | 52 | 57 |
| | | 7 | 13 | 17 | 19 | 22 | 24 | 29 | 33 |

GER - Germany

| No. | Name | Sport Class | MIN | Field Goals | | 2 Points | | 3 Points | | Free Throws | | Rebounds | | | AS | TO | ST | BS | PF | FD | +/- | PTS |
|-----------------|----------------------|-------------|-------|-------------|-----|----------|-----|----------|-----|-------------|-----|----------|----|-----|----|----|----|----|----|----|-----|-----|
| | | | | M/A | % | M/A | % | M/A | % | M/A | % | OR | DR | TOT | | | | | | | | |
| *4 | MILLER Mareike (C) | 4.5 | 28:43 | 4/13 | 31 | 2/10 | 20 | 2/3 | 67 | 3/6 | 50 | 2 | 8 | 10 | 7 | 2 | 3 | | 2 | 4 | 24 | 13 |
| 5 | WELIN-RYKLIN Johanna | 2.0 | DNP | | | | | | | | | | | | | | | | | | | |
| 6 | WEISS Catharina | 1.0 | 21:04 | 0/2 | 0 | 0/2 | 0 | | | 0/2 | 0 | | 2 | 2 | | 1 | 1 | 1 | 5 | 1 | 9 | 0 |
| *7 | PATZWALD Anne | 1.0 | 26:05 | 2/3 | 67 | 2/3 | 67 | | | 1/3 | 33 | | 2 | 2 | | | | | | 4 | 21 | 5 |
| *8 | LANG Katharina | 4.5 | 29:10 | 6/13 | 46 | 5/12 | 42 | 1/1 | 100 | 1/2 | 50 | 1 | 8 | 9 | 7 | 3 | 3 | | 1 | 4 | 14 | 14 |
| 9 | FUERST Laura | 2.0 | 15:36 | 1/5 | 20 | 1/5 | 20 | | | 0/2 | 0 | 2 | 1 | 3 | 1 | | | | 1 | 2 | 8 | 2 |
| 10 | BERGENTHAL Lisa | 3.5 | 5:03 | 1/1 | 100 | 1/1 | 100 | | | | | | 2 | 2 | | 2 | | | | 1 | 1 | 2 |
| 11 | LINDHOLM Maya | 2.5 | 13:27 | 2/5 | 40 | 2/5 | 40 | | | | | | | | 1 | 2 | | | 3 | | 14 | 4 |
| *12 | BREUER Annabel | 1.5 | 27:48 | 3/4 | 75 | 3/4 | 75 | | | | | 1 | 3 | 4 | 1 | | 1 | | 1 | | 17 | 6 |
| *13 | MAYER Svenja | 2.5 | 16:00 | 1/2 | 50 | 1/2 | 50 | | | | | | | | 1 | 1 | | | | | 3 | 2 |
| 14 | KNIPPELMEYER Lena | 4.5 | 8:58 | 2/4 | 50 | 2/4 | 50 | | | 1/1 | 100 | 2 | 1 | 3 | 1 | | | | 1 | 1 | 10 | 5 |
| 15 | GROSS Barbara | 4.5 | 8:06 | 2/5 | 40 | 2/5 | 40 | | | | | | 2 | 2 | | 1 | | 1 | 1 | | -1 | 4 |
| Team / Coach | | | | | | | | | | | | | | | | | | | | | | |
| Totals | | | | 24/57 | 42 | 21/53 | 40 | 3/4 | 75 | 6/16 | 38 | 8 | 32 | 40 | 19 | 13 | 8 | 2 | 15 | 17 | 24 | 57 |
| Coach | | NOHL Dennis | | | | | | | | | | | | | | | | | | | | |
| Assistant Coach | | HOPP Andre | | | | | | | | | | | | | | | | | | | | |

ESP - Spain

| No. | Name | Sport Class | MIN | Field Goals | | 2 Points | | 3 Points | | Free Throws | | Rebounds | | | AS | TO | ST | BS | PF | FD | +/- | PTS |
|-----------------|----------------------------|----------------------|-------|-----------------------|----|----------|----|----------|----|-------------|----|----------|----|-----|----|----|----|----|----|----|-----|-----|
| | | | | M/A | % | M/A | % | M/A | % | M/A | % | OR | DR | TOT | | | | | | | | |
| 4 | ORTEGA RICO Lourdes | 1.0 | 10:43 | | | | | | | | | | 1 | 1 | | | | | 2 | | -9 | 0 |
| *6 | RUIZ ESCRIBANO Sonia (C) | 2.5 | 26:40 | 1/7 | 14 | 1/7 | 14 | | | | | 1 | 1 | 2 | 5 | 4 | | | 1 | 1 | -13 | 2 |
| 8 | ZUDAIRE GARCIA Beatriz | 3.0 | 15:12 | 1/2 | 50 | 1/2 | 50 | | | | | 1 | 3 | 4 | 3 | 3 | 1 | | 3 | 2 | -11 | 2 |
| *9 | REVUELTA GARCIA Sara | 1.0 | 29:17 | 2/3 | 67 | 2/3 | 67 | | | 1/4 | 25 | | 1 | 1 | | | | | 2 | 2 | -15 | 5 |
| *11 | PEREZ GUTIERREZ Virginia | 4.0 | 29:40 | 5/18 | 28 | 3/13 | 23 | 2/5 | 40 | 1/2 | 50 | | 6 | 6 | 4 | 3 | 1 | | 1 | 2 | -16 | 13 |
| 12 | NUNEZ MILAN Judith | 2.0 | DNP | | | | | | | | | | | | | | | | | | | |
| 13 | ALONSO VILARINO Maria | 4.0 | 16:15 | 1/7 | 14 | 1/7 | 14 | | | | | | 3 | 3 | 1 | | 1 | 2 | 2 | -8 | 2 | |
| *15 | MONTIEL CORTIJO Almudena | 2.0 | 38:08 | 2/8 | 25 | 2/8 | 25 | | | | | 2 | 2 | 4 | | 2 | 2 | | 3 | 1 | -24 | 4 |
| 44 | NAVARRO RODRIGUEZ Gabriela | 4.0 | 5:33 | | | | | | | | | | 2 | 2 | | 2 | | | 1 | 2 | -11 | 0 |
| 51 | EGILUZ IBARGUEN Agurtzane | 3.0 | 1:52 | | | | | | | | | | | | | | | | | | 0 | 0 |
| *55 | LOPEZ CHAVEZ Isabel | 4.5 | 26:40 | 2/6 | 33 | 2/6 | 33 | | | 1/2 | 50 | | 9 | 9 | | 3 | | | 3 | 3 | -13 | 5 |
| 88 | RUIZ RUIZ Maria | 2.0 | DNP | | | | | | | | | | | | | | | | | | | |
| Team / Coach | | | | | | | | | | | | | | | | | | | | | | |
| Totals | | | | 14/51 | 27 | 12/46 | 26 | 2/5 | 40 | 3/8 | 38 | 7 | 31 | 38 | 13 | 21 | 4 | 1 | 17 | 15 | -24 | 33 |
| Coach | | CARRION RUIZ Abraham | | | | | | | | | | | | | | | | | | | | |
| Assistant Coach | | VARGAS AREVALO Marta | | BENITEZ SANCHEZ David | | | | | | | | | | | | | | | | | | |

| | GER | ESP |
|-----------------------|----------------|---------------|
| Points from Turnovers | 19 | 4 |
| Points in the Paint | 22 (11/32) 34% | 16 (8/27) 30% |
| Second Chance Points | 5 | 2 |
| Fast Break Points | | 2 |
| Bench Points | 17 | 4 |

| | GER | ESP |
|---------------------|--------------|-----------|
| Biggest Lead | 26 | 3 |
| Biggest Scoring Run | 11-0 (33-19) | 4-0 (3-6) |
| Lead Changes | | 2 |
| Times Tied | | 4 |
| Time Leading | 32:58 | 3:24 |

| Legend: | | | |
|---------|---------------------|-----|--------------------|
| % | Shooting Percentage | (C) | Captain |
| BS | Blocked Shots | DNP | Did Not Play |
| MIN | Minutes Played | No. | Uniform Number |
| Qx | Quarter Time | ST | Steals |
| * | Game Starters | DR | Defensive Rebounds |
| | | OR | Offensive Rebounds |
| | | TO | Turnovers |
| +/- | Plus-Minus | AS | Assists |
| | | FD | Fouls Drawn |
| | | PF | Fouls |
| | | TOT | Total Rebounds |
| | | M/A | Made / Attempts |
| | | PTS | Points |



Results

結果

Game 55

CHN 47 vs 33 GBR

(14-5, 13-9, 11-10, 9-9)

Game Duration: 1:31

Referee: FRONCZAK Adam

Commissioner: van MEURS Nathalie

Umpires: CARMONA Hector; PEIC Krunoslav

| Scoring by 5 min intervals: | CHN | Q1 | Q2 | Q3 | Q4 | GBR |
|-----------------------------|-----|----|----|----|----|-----|
| | | 4 | 14 | 21 | 27 | 33 |
| | | 2 | 5 | 6 | 14 | 20 |
| | | | | 33 | 38 | 42 |
| | | | | 20 | 24 | 31 |
| | | | | | | 47 |
| | | | | | | 33 |

CHN - China

| No. | Name | Sport Class | MIN | Field Goals | | 2 Points | | 3 Points | | Free Throws | | Rebounds | | | AS | TO | ST | BS | PF | FD | +/- | PTS |
|-----------------|-----------------|-------------|-------|-------------|----|----------|----|----------|---|-------------|----|----------|----|-----|----|----|----|----|----|----|-----|-----|
| | | | | M/A | % | M/A | % | M/A | % | M/A | % | OR | DR | TOT | | | | | | | | |
| 5 | CHEN Xuejing | 1.0 | DNP | | | | | | | | | | | | | | | | | | | |
| *6 | ZHANG Xuemei | 4.0 | 40:00 | 5/7 | 71 | 5/7 | 71 | | | | | | 3 | 3 | 1 | | 1 | 1 | 2 | | 14 | 10 |
| *7 | ZHANG Tonglei | 1.0 | 40:00 | 5/10 | 50 | 5/10 | 50 | | | | | | 2 | 2 | 5 | 2 | 1 | | 2 | | 14 | 10 |
| 8 | LYU Guidi | 4.0 | 38:24 | 2/5 | 40 | 2/5 | 40 | | | 1/2 | 50 | 2 | 12 | 14 | | | | 2 | 5 | | 14 | 5 |
| *9 | LIN Suiling (C) | 3.0 | 40:00 | 6/13 | 46 | 6/11 | 55 | 0/2 | 0 | 1/4 | 25 | 1 | 4 | 5 | 10 | 1 | 1 | | 1 | 3 | 14 | 13 |
| 10 | HUANG Xiaolian | 2.0 | 38:24 | 4/14 | 29 | 4/14 | 29 | | | 1/3 | 33 | 2 | 2 | 4 | 4 | | | 4 | 4 | | 14 | 9 |
| *11 | DAI Jiameng | 4.5 | 1:36 | | | | | | | | | | | | | 1 | | | | | 0 | 0 |
| 12 | LEI Tianjiao | 4.5 | DNP | | | | | | | | | | | | | | | | | | | |
| 13 | CHEN Wenli | 1.5 | DNP | | | | | | | | | | | | | | | | | | | |
| 15 | YANG Yan | 4.0 | DNP | | | | | | | | | | | | | | | | | | | |
| 16 | DENG Mingzhu | 2.0 | DNP | | | | | | | | | | | | | | | | | | | |
| *23 | CHEN Meier | 1.5 | 1:36 | | | | | | | | | | 1 | 1 | | | | | 1 | | 0 | 0 |
| Team / Coach | | | | | | | | | | | | 1 | 9 | 10 | | 4 | | | | | | |
| Totals | | | | 22/49 | 45 | 22/47 | 47 | 0/2 | 0 | 3/9 | 33 | 6 | 33 | 39 | 20 | 10 | 3 | 1 | 11 | 14 | 14 | 47 |
| Coach | | CHEN Qi | | | | | | | | | | | | | | | | | | | | |
| Assistant Coach | | HAN Yan | | | | | | | | | | | | | | | | | | | | |

GBR - Great Britain

| No. | Name | Sport Class | MIN | Field Goals | | 2 Points | | 3 Points | | Free Throws | | Rebounds | | | AS | TO | ST | BS | PF | FD | +/- | PTS |
|-----------------|---------------------|--------------------|-------|-------------|----|----------|----|----------|----|-------------|----|----------|----|-----|----|----|----|----|----|----|-----|-----|
| | | | | M/A | % | M/A | % | M/A | % | M/A | % | OR | DR | TOT | | | | | | | | |
| *4 | MOORE Charlotte | 1.0 | 40:00 | 1/6 | 17 | 1/6 | 17 | | | | | | 1 | 1 | 1 | | | | 4 | | -14 | 2 |
| 5 | CARRIGILL Sophie | 1.0 | 19:00 | | | | | | | | | | 1 | 1 | 1 | 1 | | | 4 | | -3 | 0 |
| 6 | BELL Michaela | 1.5 | DNP | | | | | | | | | | | | | | | | | | | |
| *7 | FREEMAN Helen | 4.0 | 26:53 | 4/13 | 31 | 3/10 | 30 | 1/3 | 33 | 1/3 | 33 | | 10 | 10 | 2 | 1 | | | 3 | | -12 | 10 |
| *8 | WILLIAMS Laurie | 2.5 | 21:00 | 1/9 | 11 | 1/9 | 11 | | | 0/2 | 0 | 1 | 3 | 4 | 1 | 2 | | 1 | 4 | | -11 | 2 |
| 9 | HAMER Judith | 4.0 | 3:37 | 1/2 | 50 | 1/2 | 50 | | | | | | | | | | | | | | 2 | 2 |
| *10 | CONROY Amy (C) | 4.0 | 24:24 | 4/6 | 67 | 4/6 | 67 | | | 1/2 | 50 | 1 | 3 | 4 | 2 | | 1 | | 1 | | -3 | 9 |
| 11 | THOMPSON Madeleine | 4.0 | 22:53 | 2/10 | 20 | 2/9 | 22 | 0/1 | 0 | | | | 1 | 1 | 1 | 1 | | 2 | | | -8 | 4 |
| 12 | ROBINSON Lucy | 4.5 | DNP | | | | | | | | | | | | | | | | | | | |
| 13 | FITZPATRICK Siobhan | 3.0 | DNP | | | | | | | | | | | | | | | | | | | |
| *14 | HAIZELDEN Joy | 2.5 | 21:00 | 1/3 | 33 | 1/3 | 33 | | | | | | | | 1 | | | 1 | 1 | | -11 | 2 |
| 15 | LOVE Robyn | 3.5 | 21:13 | 1/5 | 20 | 1/4 | 25 | 0/1 | 0 | | | | 3 | 2 | 5 | 3 | 1 | 1 | 2 | 3 | -10 | 2 |
| Team / Coach | | | | | | | | | | | | 1 | 1 | | | | | | | | | |
| Totals | | | | 15/54 | 28 | 14/49 | 29 | 1/5 | 20 | 2/7 | 29 | 7 | 22 | 29 | 11 | 7 | 2 | | 14 | 12 | -14 | 33 |
| Coach | | FISHER Simon | | | | | | | | | | | | | | | | | | | | |
| Assistant Coach | | THOMPSON Madeleine | | | | | | | | | | | | | | | | | | | | |

| | CHN | GBR |
|-----------------------|-------------|--------------|
| Points from Turnovers | 8 | 4 |
| Points in the Paint | 6 (3/7) 43% | 8 (4/19) 21% |
| Second Chance Points | 2 | 5 |
| Fast Break Points | | 2 |
| Bench Points | 14 | 8 |

| | CHN | GBR |
|---------------------|------------|-------------|
| Biggest Lead | 16 | |
| Biggest Scoring Run | 8-0 (16-5) | 5-0 (42-31) |
| Lead Changes | | |
| Times Tied | | 1 |
| Time Leading | 37:59 | 0:00 |

| Legend: | | | |
|---------|---------------------|-----|--------------------|
| % | Shooting Percentage | (C) | Captain |
| BS | Blocked Shots | DNP | Did Not Play |
| MIN | Minutes Played | No. | Uniform Number |
| Qx | Quarter Time | ST | Steals |
| * | Game Starters | DR | Defensive Rebounds |
| +/- | Plus-Minus | OR | Offensive Rebounds |
| AS | Assists | PF | Fouls |
| M/A | Made / Attempts | TOT | Total Rebounds |
| PTS | Points | | |



Results

結果

Game 53

NED 82 vs 24 JPN
(28-6, 18-6, 20-8, 16-4)

Game Duration: 1:23

Referee: GAUTHIER Sebastien

Commissioner: MAGALLANES Juan

Umpires: RADYKAS Linas; GAMEZ Mauricio

| Scoring by 5 min intervals: | NED | Q1 | Q2 | Q3 | Q4 | JPN |
|-----------------------------|-----|-------|-------|-------|-------|-----|
| | | 14 28 | 38 46 | 58 66 | 74 82 | |
| | | 2 6 | 8 12 | 14 20 | 24 24 | |

NED - Netherlands

| No. | Name | Sport Class | MIN | Field Goals | | 2 Points | | 3 Points | | Free Throws | | Rebounds | | | AS | TO | ST | BS | PF | FD | +/- | PTS | |
|------------------------|----------------------|------------------------|-------|-------------|----|----------|----|----------|---|-------------|-----|----------|----|-----|----|----|----|----|----|----|-----|-----|--|
| | | | | M/A | % | M/A | % | M/A | % | M/A | % | OR | DR | TOT | | | | | | | | | |
| 1 | TAGGENBROCK Anouk | 2.5 | 5:16 | 0/1 | 0 | 0/1 | 0 | | | | | 1 | 1 | 2 | | | | 1 | | 2 | 2 | 0 | |
| *2 | ARTS Ilse | 1.5 | 22:56 | 1/2 | 50 | 1/2 | 50 | | | | | 1 | 3 | 4 | 2 | 1 | | | 1 | | 38 | 2 | |
| 4 | van HEES Sylvana | 1.5 | 8:04 | 0/1 | 0 | 0/1 | 0 | | | | | | | | | | 1 | | 2 | 6 | 0 | | |
| 5 | FRELINK Lindsay | 2.0 | 9:37 | | | | | | | | | | | | 1 | | | | | | 16 | 0 | |
| *6 | VISSER Jitske | 1.0 | 23:47 | 5/8 | 63 | 5/8 | 63 | | | | | | 2 | 2 | 3 | 1 | 1 | | | | 42 | 10 | |
| 8 | van der SPRONG Julia | 3.5 | 20:14 | 2/9 | 22 | 2/9 | 22 | | | | | 3 | 5 | 8 | 1 | | 1 | 2 | 1 | 22 | 4 | | |
| *9 | KRAMER Bo | 4.5 | 26:57 | 9/15 | 60 | 9/14 | 64 | 0/1 | 0 | 2/2 | 100 | 5 | 12 | 17 | 9 | 3 | | | 2 | 46 | 20 | | |
| 10 | WIMMENHOEVE Xena | 4.0 | 11:13 | 2/4 | 50 | 2/4 | 50 | | | | | 2 | | 2 | | | | 1 | | 14 | 4 | | |
| 11 | KORVER Cher | 2.5 | 15:54 | 1/6 | 17 | 1/6 | 17 | | | | | | 5 | 5 | 7 | | | | | 12 | 2 | | |
| 12 | PRONK Saskia | 1.0 | 7:55 | | | | | | | | | | | | | | | | | | 10 | 0 | |
| *14 | de ROOIJ Carina (C) | 3.0 | 20:41 | 1/3 | 33 | 1/3 | 33 | | | | | 3 | 2 | 5 | 6 | 1 | | | 2 | 40 | 2 | | |
| *15 | BEIJER Mariska | 4.0 | 27:26 | 19/25 | 76 | 19/25 | 76 | | | 0/1 | 0 | 2 | 9 | 11 | 2 | 3 | 1 | 1 | 1 | 1 | 42 | 38 | |
| Team / Coach | | | | | | | | | | | | 1 | 5 | 6 | | | | | | | | | |
| Totals | | | | 40/74 | 54 | 40/73 | 55 | 0/1 | 0 | 2/3 | 67 | 18 | 44 | 62 | 30 | 10 | 3 | 3 | 5 | 10 | 58 | 82 | |
| Coach | | van der LINDEN Gertjan | | | | | | | | | | | | | | | | | | | | | |
| Assistant Coach | | SLOOF Irene | | | | | | | | | | | | | | | | | | | | | |

JPN - Japan

| No. | Name | Sport Class | MIN | Field Goals | | 2 Points | | 3 Points | | Free Throws | | Rebounds | | | AS | TO | ST | BS | PF | FD | +/- | PTS | |
|------------------------|------------------|-----------------|-------|-------------|-----|----------|-----|----------|----|-------------|----|-----------------|----|-----|----|----|----|----|----|-----|-----|-----|----|
| | | | | M/A | % | M/A | % | M/A | % | M/A | % | OR | DR | TOT | | | | | | | | | |
| 2 | ZAIMA Izumi | 1.0 | 14:07 | | | | | | | 0/2 | 0 | | 1 | 1 | | | | | 1 | 1 | -16 | 0 | |
| *4 | YANAGIMOTO Amane | 2.5 | 13:41 | 1/7 | 14 | 0/5 | 0 | 1/2 | 50 | 1/2 | 50 | 1 | 1 | 1 | 1 | | | | 1 | 1 | -20 | 4 | |
| 5 | HIRAI Miki | 2.5 | 2:49 | 0/1 | 0 | 0/1 | 0 | | | | | 1 | 1 | 2 | | 1 | | | | -4 | 0 | | |
| 7 | TSUCHIDA Mayumi | 4.0 | 16:07 | 2/7 | 29 | 2/7 | 29 | | | | | | 3 | 3 | 1 | 1 | 1 | | 2 | 1 | -26 | 4 | |
| *10 | HAGINO Mayo | 1.5 | 34:19 | 1/8 | 13 | 1/7 | 14 | 0/1 | 0 | | | | 2 | 2 | | 1 | 1 | | 2 | | -48 | 2 | |
| *12 | FUJII Ikumi (C) | 4.0 | 14:09 | 1/4 | 25 | 1/4 | 25 | | | | | | 2 | 2 | | | | | | -30 | 2 | | |
| 14 | SHIMIZU Chinami | 3.0 | 8:12 | 0/3 | 0 | 0/3 | 0 | | | | | | | | | | | | | -12 | 0 | | |
| *15 | AMIMOTO Mari | 4.5 | 18:44 | 2/9 | 22 | 2/8 | 25 | 0/1 | 0 | | | 2 | 2 | 4 | 4 | 2 | | | | 1 | -24 | 4 | |
| 18 | KITADA Chihiro | 4.5 | 31:00 | 1/20 | 5 | 1/17 | 6 | 0/3 | 0 | | | 3 | 3 | 6 | 2 | 2 | 1 | | 2 | | -36 | 2 | |
| *19 | KITAMA Yui | 1.0 | 22:11 | 0/1 | 0 | 0/1 | 0 | | | | | 2 | 1 | 3 | | | | | 1 | | -34 | 0 | |
| 22 | YASUO Emi | 2.0 | 9:23 | 1/1 | 100 | 1/1 | 100 | | | | | | | | | | | | | -18 | 2 | | |
| 88 | ODAJIMA Rie | 2.5 | 15:18 | 2/7 | 29 | 2/5 | 40 | 0/2 | 0 | | | 1 | | 1 | | | 1 | | | -22 | 4 | | |
| Team / Coach | | | | | | | | | | | | 4 | 4 | 2 | | | | | | | | | |
| Totals | | | | 11/68 | 16 | 10/59 | 17 | 1/9 | 11 | 1/4 | 25 | 14 | 15 | 29 | 8 | 9 | 4 | | | 9 | 5 | -58 | 24 |
| Coach | | IWASA Yoshiaki | | | | | | | | | | | | | | | | | | | | | |
| Assistant Coach | | TACHIBANA Kaori | | | | | | | | | | YAMASAKI Sayaka | | | | | | | | | | | |

| | NED | JPN |
|-----------------------|----------------|--------------|
| Points from Turnovers | 14 | 5 |
| Points in the Paint | 60 (30/53) 57% | 6 (3/13) 23% |
| Second Chance Points | 22 | 4 |
| Fast Break Points | 10 | |
| Bench Points | 10 | 12 |

| | NED | JPN |
|---------------------|-------------|-------------|
| Biggest Lead | 58 | |
| Biggest Scoring Run | 18-0 (22-2) | 4-0 (60-18) |
| Lead Changes | | |
| Times Tied | | |
| Time Leading | 39:50 | 0:00 |

| Legend: | | | |
|---------|---------------------|-----|--------------------|
| % | Shooting Percentage | (C) | Captain |
| BS | Blocked Shots | DR | Defensive Rebounds |
| No. | Uniform Number | OR | Offensive Rebounds |
| ST | Steals | TO | Turnovers |
| * | Game Starters | FD | Fouls Drawn |
| +/- | Plus-Minus | PF | Fouls |
| M/A | Made / Attempts | PTS | Points |
| AS | Assists | MIN | Minutes Played |
| Qx | Quarter Time | TOT | Total Rebounds |



Results

結果

Game 62

ESP 43 vs 62 GBR

(8-22, 13-11, 8-20, 14-9)

Game Duration: 1:41

Referee: YAP Poh Boon

Commissioner: SCHOEMAN Andrew

Umpires: KOC Yekta Sansal; GAMEZ Mauricio

| Scoring by 5 min intervals: | | Q1 | | Q2 | | Q3 | | Q4 | |
|-----------------------------|--|----|----|----|----|----|----|----|----|
| ESP | | 4 | 8 | 15 | 21 | 27 | 29 | 35 | 43 |
| GBR | | 10 | 22 | 26 | 33 | 39 | 53 | 57 | 62 |

ESP - Spain

| No. | Name | Sport Class | MIN | Field Goals | | 2 Points | | 3 Points | | Free Throws | | Rebounds | | | AS | TO | ST | BS | PF | FD | +/- | PTS | |
|------------------------|----------------------------|----------------------|-------|-------------|----|----------|----|----------|---|-------------|----|-----------------------|----|-----|----|----|----|----|----|-----|-----|-----|--|
| | | | | M/A | % | M/A | % | M/A | % | M/A | % | OR | DR | TOT | | | | | | | | | |
| 4 | ORTEGA RICO Lourdes | 1.0 | 20:15 | 0/1 | 0 | 0/1 | 0 | | | 0/2 | 0 | | 4 | 4 | | | | | 2 | 1 | -7 | 0 | |
| 6 | RUIZ ESCRIBANO Sonia (C) | 2.5 | 21:37 | 3/5 | 60 | 3/5 | 60 | | | 0/2 | 0 | | 1 | 1 | 3 | 4 | 1 | | 2 | 1 | -3 | 6 | |
| *8 | ZUDAIRE GARCIA Beatriz | 3.0 | 21:00 | 2/6 | 33 | 2/6 | 33 | | | 1/2 | 50 | | | | 4 | 1 | | | 3 | -14 | 5 | | |
| *9 | REVUELTA GARCIA Sara | 1.0 | 28:04 | 1/5 | 20 | 1/5 | 20 | | | | | | 2 | 2 | | | | | | -10 | 2 | | |
| *11 | PEREZ GUTIERREZ Virginia | 4.0 | 24:37 | 5/12 | 42 | 5/9 | 56 | 0/3 | 0 | | | | 9 | 9 | | 12 | | 2 | 4 | -17 | 10 | | |
| 12 | NUNEZ MILAN Judith | 2.0 | DNP | | | | | | | | | | | | | | | | | | | | |
| *13 | ALONSO VILARINO Maria | 4.0 | 22:11 | 1/7 | 14 | 1/7 | 14 | | | | | 4 | 2 | 6 | 2 | | | 3 | | -13 | 2 | | |
| *15 | MONTIEL CORTIJO Almudena | 2.0 | 20:45 | 0/3 | 0 | 0/3 | 0 | | | | | | | | 2 | 1 | | 5 | 1 | -25 | 0 | | |
| 44 | NAVARRO RODRIGUEZ Gabriela | 4.0 | 12:32 | 2/3 | 67 | 2/3 | 67 | | | | | 1 | | 1 | 1 | 1 | | | 1 | -8 | 4 | | |
| 51 | EGILUZ IBARGUEN Agurtzane | 3.0 | 10:56 | 0/1 | 0 | 0/1 | 0 | | | 1/2 | 50 | | 2 | 2 | 2 | 1 | | 3 | 3 | 4 | 1 | | |
| 55 | LOPEZ CHAVEZ Isabel | 4.5 | 18:03 | 6/9 | 67 | 6/9 | 67 | | | 1/4 | 25 | 3 | 3 | 6 | 1 | 1 | 1 | 1 | 5 | -2 | 13 | | |
| 88 | RUIZ RUIZ Maria | 2.0 | DNP | | | | | | | | | | | | | | | | | | | | |
| Team / Coach | | | | | | | | | | | | 1 | 2 | 3 | | 3 | | | | | | | |
| Totals | | | | 20/52 | 38 | 20/49 | 41 | 0/3 | 0 | 3/12 | 25 | 9 | 25 | 34 | 13 | 25 | 3 | | 18 | 19 | -19 | 43 | |
| Coach | | CARRION RUIZ Abraham | | | | | | | | | | | | | | | | | | | | | |
| Assistant Coach | | VARGAS AREVALO Marta | | | | | | | | | | BENITEZ SANCHEZ David | | | | | | | | | | | |

GBR - Great Britain

| No. | Name | Sport Class | MIN | Field Goals | | 2 Points | | 3 Points | | Free Throws | | Rebounds | | | AS | TO | ST | BS | PF | FD | +/- | PTS | |
|------------------------|---------------------|--------------------|-------|-------------|-----|----------|-----|----------|---|-------------|----|----------|----|-----|----|----|----|----|----|-----|-----|-----|--|
| | | | | M/A | % | M/A | % | M/A | % | M/A | % | OR | DR | TOT | | | | | | | | | |
| *4 | MOORE Charlotte | 1.0 | 30:03 | 3/5 | 60 | 3/5 | 60 | | | | | | | 2 | | | | 2 | 1 | 28 | 6 | | |
| 5 | CARRIGILL Sophie | 1.0 | 13:31 | 0/2 | 0 | 0/2 | 0 | | | | | 1 | 1 | | 3 | | | 2 | | -10 | 0 | | |
| 6 | BELL Michaela | 1.5 | 3:05 | | | | | | | | | | | | | | | | | -6 | 0 | | |
| *7 | FREEMAN Helen | 4.0 | 26:26 | 3/10 | 30 | 3/10 | 30 | | | | | 1 | 5 | 6 | 9 | 2 | 4 | 3 | 2 | 25 | 6 | | |
| *8 | WILLIAMS Laurie | 2.5 | 33:21 | 3/6 | 50 | 3/6 | 50 | | | 3/6 | 50 | | 5 | 5 | 6 | 3 | | 2 | 8 | 26 | 9 | | |
| 9 | HAMER Judith | 4.0 | 6:39 | 0/1 | 0 | 0/1 | 0 | | | | | | | | 3 | | | 1 | 1 | -7 | 0 | | |
| *10 | CONROY Amy (C) | 4.0 | 21:30 | 10/17 | 59 | 10/17 | 59 | | | 2/3 | 67 | 2 | 1 | 3 | 1 | | 2 | 4 | 2 | 19 | 22 | | |
| 11 | THOMPSON Madeleine | 4.0 | 11:58 | 4/5 | 80 | 4/5 | 80 | | | | | | 1 | 1 | 1 | 1 | | | | -10 | 8 | | |
| 12 | ROBINSON Lucy | 4.5 | 2:55 | 1/1 | 100 | 1/1 | 100 | | | | | | 1 | 1 | 1 | 1 | | 1 | | 2 | 2 | | |
| 13 | FITZPATRICK Siobhan | 3.0 | 7:05 | 0/2 | 0 | 0/2 | 0 | | | | | | | | 2 | | | 2 | | -7 | 0 | | |
| *14 | HAIZELDEN Joy | 2.5 | 29:21 | 2/7 | 29 | 2/7 | 29 | | | | | 1 | 3 | 4 | 2 | | | 2 | 2 | 27 | 4 | | |
| 15 | LOVE Robyn | 3.5 | 14:06 | 2/5 | 40 | 2/5 | 40 | | | 1/2 | 50 | 1 | 4 | 5 | 2 | | 1 | 1 | 2 | 8 | 5 | | |
| Team / Coach | | | | | | | | | | | | 3 | 4 | 7 | | | | | | | | | |
| Totals | | | | 28/61 | 46 | 28/61 | 46 | | | 6/11 | 55 | 9 | 24 | 33 | 23 | 15 | 8 | 1 | 19 | 18 | 19 | 62 | |
| Coach | | FISHER Simon | | | | | | | | | | | | | | | | | | | | | |
| Assistant Coach | | THOMPSON Madeleine | | | | | | | | | | | | | | | | | | | | | |

| | ESP | GBR |
|-----------------------|----------------|----------------|
| Points from Turnovers | 13 | 24 |
| Points in the Paint | 26 (13/33) 39% | 26 (13/28) 46% |
| Second Chance Points | 8 | 4 |
| Fast Break Points | 2 | 8 |
| Bench Points | 24 | 15 |

| | ESP | GBR |
|---------------------|-------------|-------------|
| Biggest Lead | 2 | 27 |
| Biggest Scoring Run | 8-0 (43-62) | 12-0 (4-14) |
| Lead Changes | | 2 |
| Times Tied | | 2 |
| Time Leading | 0:25 | 37:39 |

| Legend: | | | |
|---------|---------------------|-----|--------------------|
| % | Shooting Percentage | (C) | Captain |
| BS | Blocked Shots | DNP | Did Not Play |
| MIN | Minutes Played | No. | Uniform Number |
| Qx | Quarter Time | ST | Steals |
| * | Game Starters | DR | Defensive Rebounds |
| +/- | Plus-Minus | OR | Offensive Rebounds |
| AS | Assists | PF | Fouls |
| M/A | Made / Attempts | TOT | Total Rebounds |
| PTS | Points | | |



Results

結果

Game 63

GER 42 vs 52 NED
(12-16, 13-10, 11-9, 6-17)

Attendance: 279

Game Duration: 1:32

Referee: GAUTHIER Sebastien

Commissioner: COSSAER Dirk

Umpires: HARGREAVES Darrell; ONO Hiroki

| Scoring by 5 min intervals: | GER | Q1 | | Q2 | | Q3 | | Q4 | |
|-----------------------------|-----|-----|----|----|----|----|----|----|----|
| | | NED | 8 | 12 | 18 | 25 | 29 | 36 | 39 |
| | | 7 | 16 | 20 | 26 | 33 | 35 | 43 | 52 |

GER - Germany

| No. | Name | Sport Class | MIN | Field Goals | | 2 Points | | 3 Points | | Free Throws | | Rebounds | | | AS | TO | ST | BS | PF | FD | +/- | PTS |
|-----------------|----------------------|-------------|-------|-------------|----|----------|----|----------|----|-------------|----|----------|----|-----|----|----|----|----|----|----|-----|-----|
| | | | | M/A | % | M/A | % | M/A | % | M/A | % | OR | DR | TOT | | | | | | | | |
| *4 | MILLER Mareike (C) | 4.5 | 36:10 | 5/14 | 36 | 5/11 | 45 | 0/3 | 0 | 4/5 | 80 | 1 | 4 | 5 | 4 | 4 | 2 | 1 | 4 | 8 | -5 | 14 |
| 5 | WELIN-RYKLIN Johanna | 2.0 | DNP | | | | | | | | | | | | | | | | | | | |
| 6 | WEISS Catharina | 1.0 | 1:46 | | | | | | | | | | | | | | | | 1 | | 0 | 0 |
| *7 | PATZWALD Anne | 1.0 | 38:14 | 2/3 | 67 | 2/3 | 67 | | | | | 4 | 2 | 6 | 1 | 1 | | | 4 | | -10 | 4 |
| *8 | LANG Katharina | 4.5 | 40:00 | 8/28 | 29 | 7/23 | 30 | 1/5 | 20 | 1/2 | 50 | | 8 | 8 | 5 | 2 | 1 | 1 | 3 | 4 | -10 | 18 |
| 9 | FUERST Laura | 2.0 | 23:25 | 1/5 | 20 | 1/5 | 20 | | | | | 1 | 4 | 5 | 4 | | | | 3 | 1 | -5 | 2 |
| 10 | BERGENTHAL Lisa | 3.5 | DNP | | | | | | | | | | | | | | | | | | | |
| 11 | LINDHOLM Maya | 2.5 | 7:37 | 0/1 | 0 | 0/1 | 0 | | | | | | 2 | 2 | | | 1 | | | | -2 | 0 |
| *12 | BREUER Annabel | 1.5 | 40:00 | 2/4 | 50 | 2/4 | 50 | | | | | 1 | 3 | 4 | | 1 | | | 2 | 1 | -10 | 4 |
| *13 | MAYER Svenja | 2.5 | 8:58 | | | | | | | | | | | | 1 | | 1 | | 2 | | -3 | 0 |
| 14 | KNIPPELMEYER Lena | 4.5 | 3:50 | 0/2 | 0 | 0/2 | 0 | | | | | 2 | | 2 | | | | | | | -5 | 0 |
| 15 | GROSS Barbara | 4.5 | DNP | | | | | | | | | | | | | | | | | | | |
| Team / Coach | | | | | | | | | | | | | 6 | 6 | | 2 | | | | | | |
| Totals | | | | 18/57 | 32 | 17/49 | 35 | 1/8 | 13 | 5/7 | 71 | 9 | 29 | 38 | 15 | 10 | 5 | 2 | 19 | 14 | -10 | 42 |
| Coach | | NOHL Dennis | | | | | | | | | | | | | | | | | | | | |
| Assistant Coach | | HOPP Andre | | | | | | | | | | | | | | | | | | | | |

NED - Netherlands

| No. | Name | Sport Class | MIN | Field Goals | | 2 Points | | 3 Points | | Free Throws | | Rebounds | | | AS | TO | ST | BS | PF | FD | +/- | PTS |
|-----------------|----------------------|------------------------|-------|-------------|----|----------|----|----------|---|-------------|-----|----------|----|-----|----|----|----|----|----|----|-----|-----|
| | | | | M/A | % | M/A | % | M/A | % | M/A | % | OR | DR | TOT | | | | | | | | |
| 1 | TAGGENBROCK Anouk | 2.5 | DNP | | | | | | | | | | | | | | | | | | | |
| *2 | ARTS Ilse | 1.5 | 35:57 | 1/5 | 20 | 1/5 | 20 | | | | | 2 | 3 | 5 | 1 | | 2 | 1 | 1 | | 10 | 2 |
| 4 | van HEES Sylvana | 1.5 | DNP | | | | | | | | | | | | | | | | | | | |
| 5 | FRELINK Lindsay | 2.0 | DNP | | | | | | | | | | | | | | | | | | | |
| *6 | VISSER Jitske | 1.0 | 40:00 | 0/5 | 0 | 0/5 | 0 | | | | | | | | 6 | 3 | | | 1 | | 10 | 0 |
| 8 | van der SPRONG Julia | 3.5 | 4:03 | 0/1 | 0 | 0/1 | 0 | | | | | | | | | | | | | 1 | 0 | 0 |
| *9 | KRAMER Bo | 4.5 | 40:00 | 6/21 | 29 | 6/19 | 32 | 0/2 | 0 | 2/5 | 40 | 6 | 7 | 13 | 5 | 1 | 1 | 1 | 2 | 6 | 10 | 14 |
| 10 | WIMMENHOEVE Xena | 4.0 | DNP | | | | | | | | | | | | | | | | | | | |
| 11 | KORVER Cher | 2.5 | 17:22 | 2/4 | 50 | 2/4 | 50 | | | | | 1 | 1 | 2 | 3 | 2 | | | 3 | 1 | 10 | 4 |
| 12 | PRONK Saskia | 1.0 | 4:03 | | | | | | | | | | | | | | | | | | 0 | 0 |
| *14 | de ROOIJ Carina (C) | 3.0 | 18:35 | 0/6 | 0 | 0/5 | 0 | 0/1 | 0 | 2/2 | 100 | 1 | | 1 | 1 | 1 | 1 | | 3 | 2 | 0 | 2 |
| *15 | BEIJER Mariska | 4.0 | 40:00 | 14/25 | 56 | 14/23 | 61 | 0/2 | 0 | 2/4 | 50 | 5 | 14 | 19 | 2 | 1 | | | 3 | 9 | 10 | 30 |
| Team / Coach | | | | | | | | | | | | 3 | 4 | 7 | | | | | | | | |
| Totals | | | | 23/67 | 34 | 23/62 | 37 | 0/5 | 0 | 6/11 | 55 | 18 | 29 | 47 | 18 | 8 | 4 | 2 | 13 | 19 | 10 | 52 |
| Coach | | van der LINDEN Gertjan | | | | | | | | | | | | | | | | | | | | |
| Assistant Coach | | SLOOF Irene | | | | | | | | | | | | | | | | | | | | |

| | GER | NED |
|-----------------------|----------------|----------------|
| Points from Turnovers | 7 | 13 |
| Points in the Paint | 24 (12/23) 52% | 42 (21/45) 47% |
| Second Chance Points | 5 | 15 |
| Fast Break Points | | 4 |
| Bench Points | 2 | 4 |

| | GER | NED |
|---------------------|-----------|-------------|
| Biggest Lead | 3 | 11 |
| Biggest Scoring Run | 6-0 (8-5) | 7-0 (41-52) |
| Lead Changes | | 11 |
| Times Tied | | 5 |
| Time Leading | 10:04 | 26:36 |

| Legend: | | | |
|---------|---------------------|-----|--------------------|
| % | Shooting Percentage | (C) | Captain |
| BS | Blocked Shots | DNP | Did Not Play |
| MIN | Minutes Played | No. | Uniform Number |
| Qx | Quarter Time | ST | Steals |
| * | Game Starters | DR | Defensive Rebounds |
| | | OR | Offensive Rebounds |
| | | TO | Turnovers |
| +/- | Plus-Minus | FD | Fouls Drawn |
| | | PF | Fouls |
| AS | Assists | TOT | Total Rebounds |
| M/A | Made / Attempts | | |
| PTS | Points | | |



Results

結果

Game 64

USA 36 vs 41 CHN
(9-6, 6-14, 8-7, 13-14)

Attendance: 279

Game Duration: 1:32

Referee: PAJER Tomas

Commissioner: MAGALLANES Juan

Umpires: FRONCZAK Adam; RADYKAS Linas

| Scoring by 5 min intervals: | USA CHN | Q1 | | Q2 | | Q3 | | Q4 | |
|-----------------------------|------------|----|---|----|----|----|----|----|----|
| | | 4 | 9 | 13 | 15 | 19 | 23 | 27 | 36 |
| | | 2 | 6 | 12 | 20 | 23 | 27 | 29 | 41 |

USA - United States

| No. | Name | Sport Class | MIN | Field Goals | | 2 Points | | 3 Points | | Free Throws | | Rebounds | | | AS | TO | ST | BS | PF | FD | +/- | PTS | |
|-----------------|-----------------------|------------------|-------|-------------|----|----------|----|----------|----|-------------|-----|-------------|----|-----|----|----|----|----|----|----|-----|-----|---|
| | | | | M/A | % | M/A | % | M/A | % | M/A | % | OR | DR | TOT | | | | | | | | | |
| 1 | IBANEZ Alejandra | 2.5 | 2:21 | | | | | | | | | | | | | | | | | | | | |
| 3 | BAULEKE Abigail | 1.5 | DNP | | | | | | | | | | | | | | | | | | | | |
| 4 | VORIS Zoe | 3.5 | DNP | | | | | | | | | | | | | | | | | | | | |
| *5 | HUNTER Darlene | 1.0 | 40:00 | 2/4 | 50 | 2/4 | 50 | | | | | | 1 | 1 | 2 | | 1 | 1 | | | -5 | 4 | |
| 7 | ASLAKSON Josie | 1.0 | DNP | | | | | | | | | | | | | | | | | | | | |
| *8 | SCHNEIDER Natalie (C) | 4.5 | 40:00 | 2/4 | 50 | 2/4 | 50 | | | 2/2 | 100 | | 10 | 10 | 1 | | | 2 | 1 | | -5 | 6 | |
| *15 | HOLLERMANN Rose | 3.5 | 40:00 | 5/14 | 36 | 4/10 | 40 | 1/4 | 25 | 2/5 | 40 | | 9 | 9 | 5 | | | 3 | 4 | | -5 | 13 | |
| 21 | EATON Kaitlyn | 1.5 | DNP | | | | | | | | | | | | | | | | | | | | |
| *24 | ZURBRUGG Lindsey | 2.5 | 38:59 | 4/19 | 21 | 3/17 | 18 | 1/2 | 50 | | | | 1 | 1 | 2 | 3 | | | 3 | 1 | -5 | 9 | |
| 43 | MOODY Bailey | 4.0 | DNP | | | | | | | | | | | | | | | | | | | | |
| 54 | GONZALEZ Ixhelt | 4.5 | DNP | | | | | | | | | | | | | | | | | | | | |
| *55 | RYAN Courtney | 2.0 | 38:40 | 2/6 | 33 | 2/6 | 33 | | | | | | 1 | 5 | 6 | 5 | 3 | 1 | | 5 | 2 | -3 | 4 |
| Team / Coach | | | | | | | | | | | | | | | | | | | | | | | |
| Totals | | | | 15/47 | 32 | 13/41 | 32 | 2/6 | 33 | 4/7 | 57 | 1 | 28 | 29 | 15 | 9 | 1 | 1 | 15 | 8 | -5 | 36 | |
| Coach | | JOHNSON Lawrence | | | | | | | | | | | | | | | | | | | | | |
| Assistant Coach | | SPANGLER Amy | | | | | | | | | | KRAMER Adam | | | | | | | | | | | |

CHN - China

| No. | Name | Sport Class | MIN | Field Goals | | 2 Points | | 3 Points | | Free Throws | | Rebounds | | | AS | TO | ST | BS | PF | FD | +/- | PTS |
|-----------------|-----------------|-------------|-------|-------------|----|----------|----|----------|---|-------------|-----|----------|----|-----|----|----|----|----|----|----|-----|-----|
| | | | | M/A | % | M/A | % | M/A | % | M/A | % | OR | DR | TOT | | | | | | | | |
| 5 | CHEN Xuejing | 1.0 | DNP | | | | | | | | | | | | | | | | | | | |
| *6 | ZHANG Xuenei | 4.0 | 40:00 | 4/8 | 50 | 4/8 | 50 | | | 3/4 | 75 | | 7 | 7 | 3 | | 1 | 2 | 3 | 5 | 11 | |
| *7 | ZHANG Tonglei | 1.0 | 40:00 | 4/10 | 40 | 4/10 | 40 | | | 5/6 | 83 | | 3 | 3 | 3 | 2 | 1 | 1 | 7 | 5 | 13 | |
| *8 | LYU Guidi | 4.0 | 40:00 | 1/3 | 33 | 1/2 | 50 | 0/1 | 0 | 3/4 | 75 | | 8 | 8 | 1 | | 2 | 1 | 2 | 5 | 5 | |
| *9 | LIN Suiling (C) | 3.0 | 40:00 | 5/19 | 26 | 5/15 | 33 | 0/4 | 0 | 2/2 | 100 | | 8 | 8 | 5 | | 1 | 2 | 2 | 5 | 12 | |
| *10 | HUANG Xiaolian | 2.0 | 40:00 | 0/7 | 0 | 0/7 | 0 | | | | | | 1 | 2 | 3 | 2 | 1 | | 2 | 1 | 5 | 0 |
| 11 | DAI Jiameng | 4.5 | DNP | | | | | | | | | | | | | | | | | | | |
| 12 | LEI Tianjiao | 4.5 | DNP | | | | | | | | | | | | | | | | | | | |
| 13 | CHEN Wenli | 1.5 | DNP | | | | | | | | | | | | | | | | | | | |
| 15 | YANG Yan | 4.0 | DNP | | | | | | | | | | | | | | | | | | | |
| 16 | DENG Mingzhu | 2.0 | DNP | | | | | | | | | | | | | | | | | | | |
| 23 | CHEN Meier | 1.5 | DNP | | | | | | | | | | | | | | | | | | | |
| Team / Coach | | | | | | | | | | | | | | | | | | | | | | |
| Totals | | | | 14/47 | 30 | 14/42 | 33 | 0/5 | 0 | 13/16 | 81 | 3 | 31 | 34 | 14 | 6 | 4 | 1 | 8 | 15 | 5 | 41 |
| Coach | | CHEN Qi | | | | | | | | | | | | | | | | | | | | |
| Assistant Coach | | HAN Yan | | | | | | | | | | | | | | | | | | | | |

| | USA | CHN |
|-----------------------|---------------|--------------|
| Points from Turnovers | 5 | 7 |
| Points in the Paint | 18 (9/14) 64% | 10 (5/9) 56% |
| Second Chance Points | | 2 |
| Fast Break Points | | 4 |
| Bench Points | | |

| | USA | CHN |
|---------------------|-------------|-------------|
| Biggest Lead | 3 | 8 |
| Biggest Scoring Run | 4-0 (13-10) | 6-0 (13-16) |
| Lead Changes | | 3 |
| Times Tied | | 2 |
| Time Leading | 11:47 | 25:15 |

| Legend: | | | |
|---------|---------------------|-----|--------------------|
| % | Shooting Percentage | (C) | Captain |
| BS | Blocked Shots | DNP | Did Not Play |
| MIN | Minutes Played | No. | Uniform Number |
| Qx | Quarter Time | ST | Steals |
| * | Game Starters | DR | Defensive Rebounds |
| +/- | Plus-Minus | OR | Offensive Rebounds |
| AS | Assists | PF | Fouls |
| M/A | Made / Attempts | TOT | Total Rebounds |
| PTS | Points | | |



Results

結果

Game 66

CAN 68 vs 49 JPN (22-4, 16-13, 19-14, 11-18)

Game Duration: 1:30

Referee: TAHMASIAN Geghard

Commissioner: van MEURS Nathalie

Umpires: QUINTANA Matias; MATHIAS Gustavo

| Scoring by 5 min intervals: | CAN | Q1 | Q2 | Q3 | Q4 | JPN |
|-----------------------------|-----|----|----|----|----|-----|
| | | 14 | 22 | 30 | 38 | 50 |
| | | 4 | 4 | 8 | 17 | 28 |
| | | | | 50 | 57 | 66 |
| | | | | 28 | 31 | 35 |
| | | | | | | 68 |
| | | | | | | 49 |

CAN - Canada

| No. | Name | Sport Class | MIN | Field Goals | | 2 Points | | 3 Points | | Free Throws | | Rebounds | | | AS | TO | ST | BS | PF | FD | +/- | PTS |
|------------------------|--------------------|-----------------------|-------|-------------|----|----------|----|----------|-----|-------------|-----|-----------------|----|-----|----|----|----|----|----|-----|-----|-----|
| | | | | M/A | % | M/A | % | M/A | % | M/A | % | OR | DR | TOT | | | | | | | | |
| *4 | LALONDE Rosalie | 3.0 | 24:32 | 10/15 | 67 | 10/14 | 71 | 0/1 | 0 | | | | 4 | 4 | 3 | 3 | 3 | | 2 | 1 | 26 | 20 |
| 5 | TESSIER Elodie | 2.5 | 15:28 | 2/5 | 40 | 2/5 | 40 | | | | | 2 | 2 | 2 | 4 | | | | | | -7 | 4 |
| *6 | YOUNG Arinn | 4.5 | 21:51 | 4/12 | 33 | 4/11 | 36 | 0/1 | 0 | 0/2 | 0 | 13 | 13 | 8 | 1 | | 1 | 3 | 2 | 30 | 8 | |
| *7 | OUELLET Cindy (C) | 3.5 | 26:53 | 6/7 | 86 | 6/7 | 86 | | | 1/1 | 100 | 4 | 4 | 6 | 5 | 1 | | 1 | 1 | 21 | 13 | |
| *8 | STEEVES Tamara | 1.5 | 16:09 | 1/3 | 33 | 1/3 | 33 | | | | | 1 | 1 | 1 | 1 | | | 1 | 1 | 18 | 2 | |
| 9 | DUPLESSIS Danielle | 4.5 | 8:50 | 1/3 | 33 | 1/3 | 33 | | | | | 3 | 3 | 1 | 2 | 1 | | 1 | | -17 | 2 | |
| *10 | LAI Puisand | 1.0 | 21:33 | 1/2 | 50 | 1/2 | 50 | | | | | 2 | 2 | 1 | 1 | | | 1 | 1 | 25 | 2 | |
| 11 | LLANES Tara | 1.5 | 20:26 | 1/2 | 50 | 1/2 | 50 | | | | | 1 | 1 | 2 | 1 | 1 | | | | -4 | 2 | |
| 12 | BERUBE Sandrine | 4.5 | 7:09 | 0/1 | 0 | 0/1 | 0 | | | 1/2 | 50 | 4 | 4 | 3 | | | | | 1 | -1 | 1 | |
| 13 | DANDENEAU Kathleen | 4.5 | 15:17 | 6/8 | 75 | 4/6 | 67 | 2/2 | 100 | | | 1 | 3 | 4 | 1 | 3 | 1 | 2 | | 5 | 14 | |
| 15 | HAWTIN Melanie | 1.0 | 21:52 | | | | | | | | | | | 2 | | | | 2 | | -1 | 0 | |
| Team / Coach | | | | | | | | | | | | | | | | | | | | | | |
| Totals | | | | 32/58 | 55 | 30/54 | 56 | 2/4 | 50 | 2/5 | 40 | 6 | 39 | 45 | 27 | 22 | 8 | 1 | 13 | 6 | 19 | 68 |
| Coach | | DUCHARME Marc Antoine | | | | | | | | | | | | | | | | | | | | |
| Assistant Coach | | CASS Simon | | | | | | | | | | NORDELL Darrell | | | | | | | | | | |

JPN - Japan

| No. | Name | Sport Class | MIN | Field Goals | | 2 Points | | 3 Points | | Free Throws | | Rebounds | | | AS | TO | ST | BS | PF | FD | +/- | PTS |
|------------------------|------------------|-----------------|-------|-------------|----|----------|----|----------|----|-------------|-----|-----------------|----|-----|----|----|----|----|-----|-----|-----|-----|
| | | | | M/A | % | M/A | % | M/A | % | M/A | % | OR | DR | TOT | | | | | | | | |
| 2 | ZAIMA Izumi | 1.0 | 8:33 | | | | | | | | | | | | | | | | | | -15 | 0 |
| *4 | YANAGIMOTO Amane | 2.5 | 15:35 | 2/6 | 33 | 2/5 | 40 | 0/1 | 0 | 2/2 | 100 | | | 2 | 2 | | | | 1 | -7 | 6 | |
| 5 | HIRAI Miki | 2.5 | 1:35 | | | | | | | | | | | | | | | | 1 | 6 | 0 | |
| 7 | TSUCHIDA Mayumi | 4.0 | 4:17 | 0/2 | 0 | 0/2 | 0 | | | | | | | 1 | 1 | | | | | -2 | 0 | |
| *10 | HAGINO Mayo | 1.5 | 36:54 | 2/10 | 20 | 2/9 | 22 | 0/1 | 0 | 1/2 | 50 | 3 | 3 | 2 | 1 | 2 | | 1 | 4 | -15 | 5 | |
| *12 | FUJII Ikumi (C) | 4.0 | 27:44 | 3/11 | 27 | 3/11 | 27 | | | | | 3 | 4 | 7 | 7 | 1 | 1 | | 1 | -29 | 6 | |
| 14 | SHIMIZU Chinami | 3.0 | 14:22 | 1/4 | 25 | 1/4 | 25 | | | | | 1 | 2 | 3 | | | | 1 | -13 | 2 | | |
| *15 | AMIMOTO Mari | 4.5 | 16:49 | 3/10 | 30 | 3/10 | 30 | | | | | 1 | 1 | 3 | 3 | 2 | | 1 | 1 | -2 | 6 | |
| 18 | KITADA Chihiro | 4.5 | 31:10 | 8/19 | 42 | 6/14 | 43 | 2/5 | 40 | 2/4 | 50 | 8 | 8 | 4 | 1 | 4 | 2 | 1 | 2 | -5 | 20 | |
| *19 | KITAMA Yui | 1.0 | 31:27 | 1/2 | 50 | 1/2 | 50 | | | | | 2 | 2 | | | 2 | | 1 | 3 | -4 | 2 | |
| 22 | YASUO Emi | 2.0 | 3:06 | | | | | | | | | | | 1 | 1 | | | 1 | | -4 | 0 | |
| 88 | ODAJIMA Rie | 2.5 | 8:28 | 1/4 | 25 | 1/4 | 25 | | | | | 1 | 1 | | | | | | | -5 | 2 | |
| Team / Coach | | | | | | | | | | | | | | | | | | | | | | |
| Totals | | | | 21/68 | 31 | 19/61 | 31 | 2/7 | 29 | 5/8 | 63 | 6 | 22 | 28 | 18 | 12 | 13 | 2 | 6 | 13 | -19 | 49 |
| Coach | | IWASA Yoshiaki | | | | | | | | | | | | | | | | | | | | |
| Assistant Coach | | TACHIBANA Kaori | | | | | | | | | | YAMASAKI Sayaka | | | | | | | | | | |

| | CAN | JPN |
|-----------------------|----------------|----------------|
| Points from Turnovers | 13 | 17 |
| Points in the Paint | 54 (27/42) 64% | 26 (13/33) 39% |
| Second Chance Points | 4 | 2 |
| Fast Break Points | 22 | 17 |
| Bench Points | 23 | 24 |

| | CAN | JPN |
|---------------------|-------------|--------------|
| Biggest Lead | 33 | |
| Biggest Scoring Run | 12-0 (22-4) | 10-0 (66-43) |
| Lead Changes | | |
| Times Tied | | |
| Time Leading | 38:55 | 0:00 |

| Legend: | | | |
|---------|---------------------|-----|--------------------|
| % | Shooting Percentage | (C) | Captain |
| BS | Blocked Shots | DR | Defensive Rebounds |
| No. | Uniform Number | OR | Offensive Rebounds |
| ST | Steals | TO | Turnovers |
| * | Game Starters | FD | Fouls Drawn |
| +/- | Plus-Minus | PF | Fouls |
| M/A | Made / Attempts | PTS | Points |
| AS | Assists | MIN | Minutes Played |
| Qx | Quarter Time | | |



Results

結果

Game 70

GER 51 vs 64 USA
(13-20, 12-11, 14-13, 12-20)

Attendance: 30

Game Duration: 1:38

Referee: NIKAIIDO Shunsuke

Commissioner: SCHOEMAN Andrew

Umpires: PEIC Krunoslav; FRONCZAK Adam

| Scoring by 5 min intervals: | GER USA | Q1 | | Q2 | | Q3 | | Q4 | |
|-----------------------------|------------|----|----|----|----|----|----|----|----|
| | | 9 | 13 | 19 | 25 | 28 | 39 | 43 | 51 |
| | | 6 | 20 | 26 | 31 | 35 | 44 | 52 | 64 |

GER - Germany

| No. | Name | Sport Class | MIN | Field Goals | | 2 Points | | 3 Points | | Free Throws | | Rebounds | | | AS | TO | ST | BS | PF | FD | +/- | PTS |
|-----------------|----------------------|-------------|-------|-------------|-----|----------|-----|----------|---|-------------|-----|----------|----|-----|----|----|----|----|----|----|-----|-----|
| | | | | M/A | % | M/A | % | M/A | % | M/A | % | OR | DR | TOT | | | | | | | | |
| *4 | MILLER Mareike (C) | 4.5 | 40:00 | 10/24 | 42 | 10/20 | 50 | 0/4 | 0 | 6/6 | 100 | 2 | 8 | 10 | 8 | 1 | 1 | 1 | 3 | 10 | -13 | 26 |
| 5 | WELIN-RYKLIN Johanna | 2.0 | DNP | | | | | | | | | | | | | | | | | | | |
| 6 | WEISS Catharina | 1.0 | 26:29 | 1/1 | 100 | 1/1 | 100 | | | | | | 1 | 1 | | | | | 5 | | -7 | 2 |
| *7 | PATZWALD Anne | 1.0 | 18:57 | | | | | | | | | | | 1 | | 1 | | | 1 | | -2 | 0 |
| *8 | LANG Katharina | 4.5 | 33:35 | 5/18 | 28 | 5/15 | 33 | 0/3 | 0 | 2/4 | 50 | 1 | 10 | 11 | 6 | 2 | | 2 | 4 | 2 | -5 | 12 |
| 9 | FUERST Laura | 2.0 | 17:14 | | | | | | | | | 1 | 1 | 2 | 1 | | | | 2 | 1 | -2 | 0 |
| 10 | BERGENTHAL Lisa | 3.5 | DNP | | | | | | | | | | | | | | | | | | | |
| 11 | LINDHOLM Maya | 2.5 | 12:46 | 3/4 | 75 | 3/4 | 75 | | | | | | | 1 | 2 | | | | 4 | | -4 | 6 |
| *12 | BREUER Annabel | 1.5 | 34:34 | 0/4 | 0 | 0/4 | 0 | | | 1/2 | 50 | | 1 | 1 | | | | | 2 | 2 | -17 | 1 |
| *13 | MAYER Svenja | 2.5 | 10:00 | 2/3 | 67 | 2/3 | 67 | | | | | | 1 | 1 | 1 | | | | | | -7 | 4 |
| 14 | KNIPPELMEYER Lena | 4.5 | 2:59 | | | | | | | | | | | | | | | | 1 | | -2 | 0 |
| 15 | GROSS Barbara | 4.5 | 3:26 | 0/1 | 0 | 0/1 | 0 | | | | | | | | 1 | | | | 1 | | -6 | 0 |
| Team / Coach | | | | | | | | | | | | | | | | | | | | | | |
| Totals | | | | 21/55 | 38 | 21/48 | 44 | 0/7 | 0 | 9/12 | 75 | 4 | 24 | 28 | 18 | 6 | 2 | 3 | 23 | 15 | -13 | 51 |
| Coach | | NOHL Dennis | | | | | | | | | | | | | | | | | | | | |
| Assistant Coach | | HOPP Andre | | | | | | | | | | | | | | | | | | | | |

USA - United States

| No. | Name | Sport Class | MIN | Field Goals | | 2 Points | | 3 Points | | Free Throws | | Rebounds | | | AS | TO | ST | BS | PF | FD | +/- | PTS | |
|-----------------|-----------------------|------------------|-------|-------------|----|----------|----|----------|----|-------------|----|----------|----|-----|----|----|----|----|----|----|-----|-----|----|
| | | | | M/A | % | M/A | % | M/A | % | M/A | % | OR | DR | TOT | | | | | | | | | |
| 1 | IBANEZ Alejandra | 2.5 | 8:32 | 0/2 | 0 | 0/2 | 0 | | | 0/2 | 0 | | | | | | | | 2 | 1 | -3 | 0 | |
| 3 | BAULEKE Abigail | 1.5 | 0:42 | | | | | | | | | | | | | | | | | | -4 | 0 | |
| 4 | VORIS Zoe | 3.5 | 0:42 | 0/1 | 0 | 0/1 | 0 | | | 0/2 | 0 | | | | | | | | | 1 | -3 | 0 | |
| *5 | HUNTER Darlene | 1.0 | 29:52 | 2/3 | 67 | 2/3 | 67 | | | | | 2 | | 2 | 2 | | | | 3 | 2 | 7 | 4 | |
| 7 | ASLAKSON Josie | 1.0 | 8:41 | | | | | | | | | | | | | | | | | | 5 | 0 | |
| *8 | SCHNEIDER Natalie (C) | 4.5 | 38:40 | 4/5 | 80 | 4/5 | 80 | | | 4/6 | 67 | | 11 | 11 | 2 | | 3 | | 3 | 4 | 19 | 12 | |
| *15 | HOLLERMANN Rose | 3.5 | 39:18 | 4/12 | 33 | 4/12 | 33 | | | 4/5 | 80 | 1 | 11 | 12 | 10 | 1 | 1 | | | 4 | 16 | 12 | |
| 21 | EATON Kaitlyn | 1.5 | 0:45 | | | | | | | | | | | | | | | | | | 5 | 0 | |
| *24 | ZURBRUGG Lindsey | 2.5 | 37:24 | 9/17 | 53 | 8/13 | 62 | 1/4 | 25 | 3/4 | 75 | 2 | 3 | 5 | 3 | 4 | | | 3 | 6 | 17 | 22 | |
| 43 | MOODY Bailey | 4.0 | 0:42 | | | | | | | | | | | | | | | | | | -4 | 0 | |
| 54 | GONZALEZ Ixhelt | 4.5 | 0:38 | 0/1 | 0 | 0/1 | 0 | | | | | | | | | | | | | | -2 | 0 | |
| *55 | RYAN Courtney | 2.0 | 34:04 | 7/14 | 50 | 7/13 | 54 | 0/1 | 0 | 0/2 | 0 | 1 | 2 | 3 | 6 | 1 | | | 4 | 4 | 12 | 14 | |
| Team / Coach | | | | | | | | | | | | | | | | | | | | | | | |
| Totals | | | | 26/55 | 47 | 25/50 | 50 | 1/5 | 20 | 11/21 | 52 | 7 | 31 | 38 | 23 | 6 | 4 | | | 15 | 22 | 13 | 64 |
| Coach | | JOHNSON Lawrence | | | | | | | | | | | | | | | | | | | | | |
| Assistant Coach | | SPANGLER Amy | | KRAMER Adam | | | | | | | | | | | | | | | | | | | |

| | GER | USA |
|-----------------------|----------------|----------------|
| Points from Turnovers | 4 | 6 |
| Points in the Paint | 32 (16/29) 55% | 20 (10/18) 56% |
| Second Chance Points | 7 | 4 |
| Fast Break Points | 2 | |
| Bench Points | 8 | |

| | GER | USA |
|---------------------|-----------|-------------|
| Biggest Lead | 3 | 17 |
| Biggest Scoring Run | 7-0 (9-6) | 9-0 (19-29) |
| Lead Changes | | 3 |
| Times Tied | | 1 |
| Time Leading | 2:31 | 35:47 |

| Legend: | | | |
|---------|---------------------|-----|--------------------|
| % | Shooting Percentage | (C) | Captain |
| BS | Blocked Shots | DNP | Did Not Play |
| MIN | Minutes Played | No. | Uniform Number |
| Qx | Quarter Time | ST | Steals |
| * | Game Starters | DR | Defensive Rebounds |
| +/- | Plus-Minus | OR | Offensive Rebounds |
| AS | Assists | PF | Fouls |
| M/A | Made / Attempts | TOT | Total Rebounds |
| PTS | Points | | |



Results

結果

Game 71

NED 50 vs 31 CHN
(9-12, 12-2, 12-6, 17-11)

Attendance: 30

Game Duration: 1:21

Referee: RADYKAS Linas

Commissioner: TIMMS Janine

Umpires: VILLARD Celine; LAPOINTE Alexandre

| Scoring by 5 min intervals: | NED | Q1 | | Q2 | | Q3 | | Q4 | |
|-----------------------------|-----|-----|----|----|----|----|----|----|----|
| | | CHN | 6 | 9 | 15 | 21 | 23 | 33 | 39 |
| | | 4 | 12 | 14 | 14 | 18 | 20 | 24 | 31 |

NED - Netherlands

| No. | Name | Sport Class | MIN | Field Goals | | 2 Points | | 3 Points | | Free Throws | | Rebounds | | | AS | TO | ST | BS | PF | FD | +/- | PTS | |
|-----------------|----------------------|------------------------|-------|-------------|-----|----------|-----|----------|---|-------------|----|----------|----|-----|----|----|----|----|----|----|-----|-----|--|
| | | | | M/A | % | M/A | % | M/A | % | M/A | % | OR | DR | TOT | | | | | | | | | |
| 1 | TAGGENBROCK Anouk | 2.5 | DNP | | | | | | | | | | | | | | | | | | | | |
| *2 | ARTS Ilse | 1.5 | 38:32 | 1/1 | 100 | 1/1 | 100 | | | | | 1 | 3 | 4 | 2 | 1 | | | | 1 | 16 | 2 | |
| 4 | van HEES Sylvana | 1.5 | DNP | | | | | | | | | | | | | | | | | | | | |
| 5 | FRELINK Lindsay | 2.0 | DNP | | | | | | | | | | | | | | | | | | | | |
| *6 | VISSER Jitske | 1.0 | 39:23 | 6/13 | 46 | 6/13 | 46 | | | | | 2 | | 2 | 5 | | | | | 1 | 17 | 12 | |
| 8 | van der SPRONG Julia | 3.5 | 3:00 | 1/1 | 100 | 1/1 | 100 | | | | | | 1 | 1 | | | | | | | 2 | 2 | |
| *9 | KRAMER Bo | 4.5 | 38:32 | 7/16 | 44 | 7/15 | 47 | 0/1 | 0 | 1/2 | 50 | 1 | 8 | 9 | 5 | 2 | 3 | | 3 | 1 | 16 | 15 | |
| 10 | WIMMENHOEVE Xena | 4.0 | 2:16 | | | | | | | | | | | | | | | | | | 4 | 0 | |
| 11 | KORVER Cher | 2.5 | 8:37 | 0/1 | 0 | 0/1 | 0 | | | | | | 1 | 1 | 3 | | | | | | 7 | 0 | |
| 12 | PRONK Saskia | 1.0 | 0:37 | | | | | | | | | | | | | | | | | | 2 | 0 | |
| *14 | de ROOIJ Carina (C) | 3.0 | 32:51 | 5/10 | 50 | 5/10 | 50 | | | | | | 4 | 4 | 3 | 2 | 1 | | 1 | | 15 | 10 | |
| *15 | BEIJER Mariska | 4.0 | 36:12 | 4/14 | 29 | 4/14 | 29 | | | 1/4 | 25 | 2 | 6 | 8 | 2 | 1 | 2 | | 1 | 2 | 16 | 9 | |
| Team / Coach | | | | | | | | | | | | 1 | 1 | 2 | | | | | | | | | |
| Totals | | | | 24/56 | 43 | 24/55 | 44 | 0/1 | 0 | 2/6 | 33 | 7 | 24 | 31 | 20 | 6 | 6 | | 5 | 5 | 19 | 50 | |
| Coach | | van der LINDEN Gertjan | | | | | | | | | | | | | | | | | | | | | |
| Assistant Coach | | SLOOF Irene | | | | | | | | | | | | | | | | | | | | | |

CHN - China

| No. | Name | Sport Class | MIN | Field Goals | | 2 Points | | 3 Points | | Free Throws | | Rebounds | | | AS | TO | ST | BS | PF | FD | +/- | PTS | |
|-----------------|-----------------|-------------|-------|-------------|----|----------|----|----------|-----|-------------|---|----------|----|-----|----|----|----|----|----|----|-----|-----|--|
| | | | | M/A | % | M/A | % | M/A | % | M/A | % | OR | DR | TOT | | | | | | | | | |
| 5 | CHEN Xuejing | 1.0 | DNP | | | | | | | | | | | | | | | | | | | | |
| *6 | ZHANG Xuenei | 4.0 | 40:00 | 1/4 | 25 | 1/4 | 25 | | | | | | 11 | 11 | 1 | 2 | | | | 1 | -19 | 2 | |
| *7 | ZHANG Tonglei | 1.0 | 40:00 | 4/14 | 29 | 4/14 | 29 | | | | | | 3 | 3 | 5 | 4 | | | 1 | | -19 | 8 | |
| *8 | LYU Guidi | 4.0 | 32:59 | 1/3 | 33 | 1/3 | 33 | | | | | 1 | 3 | 4 | 1 | | | | 1 | 3 | -13 | 2 | |
| *9 | LIN Suiling (C) | 3.0 | 40:00 | 4/15 | 27 | 3/14 | 21 | 1/1 | 100 | | | 2 | 3 | 5 | 4 | 3 | | | 1 | 1 | -19 | 9 | |
| *10 | HUANG Xiaolian | 2.0 | 32:59 | 4/8 | 50 | 4/8 | 50 | | | | | 1 | 2 | 3 | 1 | | | | 2 | | -13 | 8 | |
| 11 | DAI Jiameng | 4.5 | 7:01 | 1/4 | 25 | 1/4 | 25 | | | | | 1 | | 1 | | | | | | | -6 | 2 | |
| 12 | LEI Tianjiao | 4.5 | DNP | | | | | | | | | | | | | | | | | | | | |
| 13 | CHEN Wenli | 1.5 | DNP | | | | | | | | | | | | | | | | | | | | |
| 15 | YANG Yan | 4.0 | DNP | | | | | | | | | | | | | | | | | | | | |
| 16 | DENG Mingzhu | 2.0 | DNP | | | | | | | | | | | | | | | | | | | | |
| 23 | CHEN Meier | 1.5 | 7:01 | | | | | | | | | | | | | | | | | | | 0 | |
| Team / Coach | | | | | | | | | | | | 2 | 2 | 4 | | 9 | | | | | | | |
| Totals | | | | 15/48 | 31 | 14/47 | 30 | 1/1 | 100 | | | 7 | 26 | 33 | 12 | 18 | | | 5 | 5 | -19 | 31 | |
| Coach | | CHEN Qi | | | | | | | | | | | | | | | | | | | | | |
| Assistant Coach | | HAN Yan | | | | | | | | | | | | | | | | | | | | | |

| | NED | CHN |
|-----------------------|----------------|-------------|
| Points from Turnovers | 16 | 4 |
| Points in the Paint | 28 (14/28) 50% | 4 (2/6) 33% |
| Second Chance Points | 4 | 8 |
| Fast Break Points | 8 | |
| Bench Points | 2 | 2 |

| | NED | CHN |
|---------------------|--------------|-----------|
| Biggest Lead | 19 | 5 |
| Biggest Scoring Run | 10-0 (33-18) | 4-0 (6-8) |
| Lead Changes | | 5 |
| Times Tied | | 3 |
| Time Leading | 29:55 | 6:12 |

| Legend: | | | |
|---------|---------------------|-----|--------------------|
| % | Shooting Percentage | (C) | Captain |
| BS | Blocked Shots | DNP | Did Not Play |
| MIN | Minutes Played | No. | Uniform Number |
| Qx | Quarter Time | ST | Steals |
| * | Game Starters | DR | Defensive Rebounds |
| +/- | Plus-Minus | OR | Offensive Rebounds |
| AS | Assists | PF | Fouls |
| M/A | Made / Attempts | TOT | Total Rebounds |
| PTS | Points | | |



Cumulative Statistics

チームの累積統計

NED - Netherlands

After 7 games

Player Totals

| No. | Name | Sport Class | GP | TP | Field Goals | | 2 Points | | 3 Points | | Free Throws | | Rebounds | | | AS | TO | ST | BS | PF | FD | +/- | PTS |
|------------------|----------------------|-------------|----|---------|-------------|----|----------|----|----------|----|-------------|-----|----------|-----|-----|-----|-----|----|----|----|----|------|-----|
| | | | | | M/A | % | M/A | % | M/A | % | M/A | % | OR | DR | TOT | | | | | | | | |
| 1 | TAGGENBROCK Anouk | 2.5 | 2 | 13:16 | 1/2 | 50 | 1/2 | 50 | | | | | 1 | 2 | 3 | | | | 1 | | 2 | 26 | 2 |
| 2 | ARTS Ilse | 1.5 | 7 | 3:11:11 | 6/14 | 43 | 6/14 | 43 | | | | | 6 | 17 | 23 | 8 | 5 | 7 | 1 | 11 | 1 | 119 | 12 |
| 4 | van HEES Sylvana | 1.5 | 3 | 20:46 | 0/1 | 0 | 0/1 | 0 | | | | | | | | 1 | | 2 | | | 2 | 34 | |
| 5 | FRELINK Lindsay | 2.0 | 5 | 46:42 | 3/8 | 38 | 3/8 | 38 | | | | | 4 | | 4 | 3 | 1 | | | 2 | 1 | 38 | 6 |
| 6 | VISSER Jitske | 1.0 | 7 | 3:47:03 | 18/46 | 39 | 18/46 | 39 | | | 2/2 | 100 | 3 | 5 | 8 | 32 | 5 | 3 | | 3 | 3 | 135 | 38 |
| 8 | van der SPRONG Julia | 3.5 | 6 | 1:04:28 | 11/24 | 46 | 11/24 | 46 | | | | | 5 | 20 | 25 | 6 | 3 | 3 | 4 | 3 | 4 | 78 | 22 |
| 9 | KRAMER Bo | 4.5 | 7 | 3:53:54 | 49/120 | 41 | 49/112 | 44 | 0/8 | 0 | 13/24 | 54 | 21 | 53 | 74 | 44 | 14 | 11 | 4 | 10 | 24 | 159 | 111 |
| 10 | WIMMENHOEVE Xena | 4.0 | 4 | 41:33 | 6/18 | 33 | 6/18 | 33 | | | 0/2 | 0 | 6 | 5 | 11 | 2 | | 1 | | 3 | 1 | 66 | 12 |
| 11 | KORVER Cher | 2.5 | 7 | 1:57:57 | 20/45 | 44 | 20/44 | 45 | 0/1 | 0 | 3/3 | 100 | 5 | 19 | 24 | 30 | 9 | 6 | 1 | 3 | 3 | 99 | 43 |
| 12 | PRONK Saskia | 1.0 | 5 | 42:58 | | | | | | | | | | | | 1 | | | | 1 | | 67 | |
| 14 | de ROOIJ Carina (C) | 3.0 | 7 | 2:43:28 | 21/49 | 43 | 21/48 | 44 | 0/1 | 0 | 5/5 | 100 | 7 | 19 | 26 | 22 | 9 | 4 | | 12 | 14 | 124 | 47 |
| 15 | BEIJER Mariska | 4.0 | 7 | 3:56:44 | 79/137 | 58 | 78/132 | 59 | 1/5 | 20 | 10/21 | 48 | 17 | 64 | 81 | 21 | 8 | 7 | 3 | 13 | 25 | 155 | 169 |
| Team / Coach | | | | | | | | | | | | | 12 | 19 | 31 | | 3 | | | | | | |
| Totals | | | | | 214/464 | 46 | 213/449 | 47 | 1/15 | 7 | 33/57 | 58 | 87 | 223 | 310 | 170 | 57 | 44 | 14 | 61 | 80 | 220 | 462 |
| Opponents | | | | | 110/397 | 28 | 105/359 | 29 | 5/38 | 13 | 17/32 | 53 | 59 | 170 | 229 | 89 | 105 | 19 | 6 | 78 | 62 | -220 | 242 |

Team Totals

| | NED | Opponents |
|-----------------------|-------------------|-----------------|
| Points from Turnovers | 116 | 36 |
| Points in the Paint | 330 (165/296) 56% | 88 (44/113) 39% |
| Second Chance Points | 74 | 26 |
| Fast Break Points | 88 | 4 |
| Bench Points | 85 | 46 |

Player Averages

| No. | Name | Sport Class | GP | MPG | Field Goals | | 2 Points | | 3 Points | | Free Throws | | Rebounds | | | AS | TO | ST | BS | PF | FD | +/- | PPG |
|------------------|----------------------|-------------|----|------|-------------|----|-----------|----|----------|----|-------------|-----|----------|------|------|------|------|-----|-----|------|------|-------|------|
| | | | | | M/A | % | M/A | % | M/A | % | M/A | % | OR | DR | TOT | | | | | | | | |
| 1 | TAGGENBROCK Anouk | 2.5 | 2 | 6.6 | 0.5/1.0 | 50 | 0.5/1.0 | 50 | | | | | 0.5 | 1.0 | 1.5 | | | | 0.5 | | 1.0 | 13.0 | 1.0 |
| 2 | ARTS Ilse | 1.5 | 7 | 27.3 | 0.9/2.0 | 43 | 0.9/2.0 | 43 | | | | | 0.9 | 2.4 | 3.3 | 1.1 | 0.7 | 1.0 | 0.1 | 1.6 | 0.1 | 17.0 | 1.7 |
| 4 | van HEES Sylvana | 1.5 | 3 | 6.9 | 0.0/0.3 | 0 | 0.0/0.3 | 0 | | | | | | | | 0.3 | | 0.7 | | | 0.7 | 11.3 | |
| 5 | FRELINK Lindsay | 2.0 | 5 | 9.3 | 0.6/1.6 | 38 | 0.6/1.6 | 38 | | | | | 0.8 | | 0.8 | 0.6 | 0.2 | | 0.4 | 0.2 | 7.6 | 1.2 | |
| 6 | VISSER Jitske | 1.0 | 7 | 32.4 | 2.6/6.6 | 39 | 2.6/6.6 | 39 | | | 0.3/0.3 | 100 | 0.4 | 0.7 | 1.1 | 4.6 | 0.7 | 0.4 | | 0.4 | 0.4 | 19.3 | 5.4 |
| 8 | van der SPRONG Julia | 3.5 | 6 | 10.7 | 1.8/4.0 | 46 | 1.8/4.0 | 46 | | | | | 0.8 | 3.3 | 4.2 | 1.0 | 0.5 | 0.5 | 0.7 | 0.5 | 0.7 | 13.0 | 3.7 |
| 9 | KRAMER Bo | 4.5 | 7 | 33.4 | 7.0/17.1 | 41 | 7.0/16.0 | 44 | 0.0/1.1 | 0 | 1.9/3.4 | 54 | 3.0 | 7.6 | 10.6 | 6.3 | 2.0 | 1.6 | 0.6 | 1.4 | 3.4 | 22.7 | 15.9 |
| 10 | WIMMENHOEVE Xena | 4.0 | 4 | 10.4 | 1.5/4.5 | 33 | 1.5/4.5 | 33 | | | 0.0/0.5 | 0 | 1.5 | 1.3 | 2.8 | 0.5 | | 0.3 | | 0.8 | 0.3 | 16.5 | 3.0 |
| 11 | KORVER Cher | 2.5 | 7 | 16.9 | 2.9/6.4 | 44 | 2.9/6.3 | 45 | 0.0/0.1 | 0 | 0.4/0.4 | 100 | 0.7 | 2.7 | 3.4 | 4.3 | 1.3 | 0.9 | 0.1 | 0.4 | 0.4 | 14.1 | 6.1 |
| 12 | PRONK Saskia | 1.0 | 5 | 8.6 | | | | | | | | | | | | 0.2 | | | | 0.2 | | 13.4 | |
| 14 | de ROOIJ Carina (C) | 3.0 | 7 | 23.4 | 3.0/7.0 | 43 | 3.0/6.9 | 44 | 0.0/0.1 | 0 | 0.7/0.7 | 100 | 1.0 | 2.7 | 3.7 | 3.1 | 1.3 | 0.6 | | 1.7 | 2.0 | 17.7 | 6.7 |
| 15 | BEIJER Mariska | 4.0 | 7 | 33.8 | 11.3/19.6 | 58 | 11.1/18.9 | 59 | 0.1/0.7 | 20 | 1.4/3.0 | 48 | 2.4 | 9.1 | 11.6 | 3.0 | 1.1 | 1.0 | 0.4 | 1.9 | 3.6 | 22.1 | 24.1 |
| Team / Coach | | | | | | | | | | | | | 1.7 | 2.7 | 4.4 | | 0.4 | | | | | | |
| Totals | | | | | 30.6/66.3 | 46 | 30.4/64.1 | 47 | 0.1/2.1 | 7 | 4.7/8.1 | 58 | 12.4 | 31.9 | 44.3 | 24.3 | 8.1 | 6.3 | 2.0 | 8.7 | 11.4 | 31.4 | 66.0 |
| Opponents | | | | | 15.7/56.7 | 28 | 15.0/51.3 | 29 | 0.7/5.4 | 13 | 2.4/4.6 | 53 | 8.4 | 24.3 | 32.7 | 12.7 | 15.0 | 2.7 | 0.9 | 11.1 | 8.9 | -31.4 | 34.6 |

Team Averages

| | NED | Opponents |
|-----------------------|------|-----------|
| Points from Turnovers | 16.6 | 5.1 |
| Points in the Paint | 47.1 | 12.6 |
| Second Chance Points | 10.6 | 3.7 |
| Fast Break Points | 12.6 | 0.6 |
| Bench Points | 12.1 | 6.6 |



Cumulative Statistics

チームの累積統計

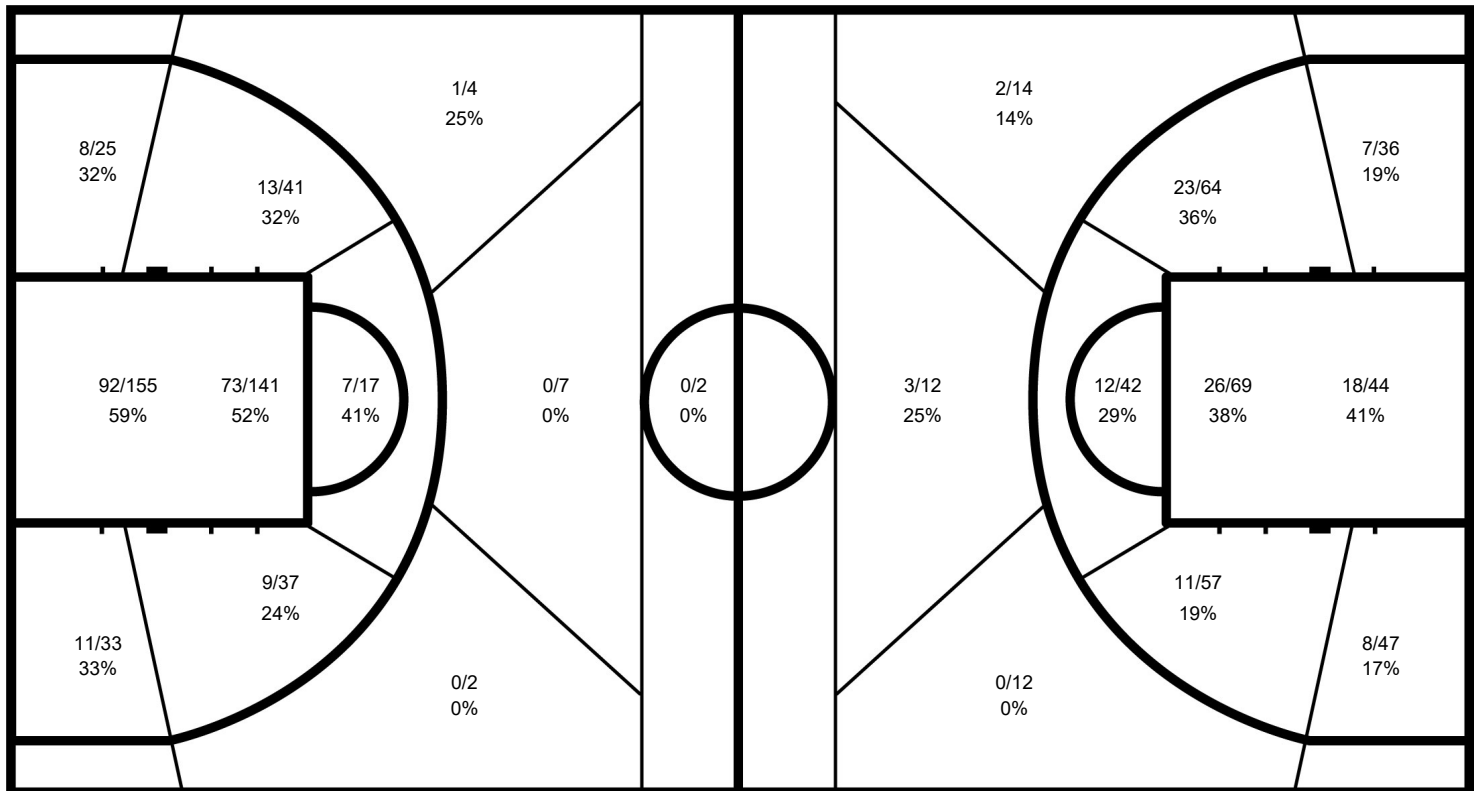
NED - Netherlands

After 7 games

| Phase | NED Played | Score | | Field Goals | | 2 Points | | 3 Points | | Free Throws | | Rebounds | | | AS | TO | ST | BS | PF | FD |
|---------------------------|------------|--------|------|-------------|----|----------|----|----------|-----|-------------|-----|----------|----|-----|----|----|----|----|----|----|
| | | | | M / A | % | M / A | % | M / A | % | M / A | % | OR | DR | TOT | | | | | | |
| Preliminary Round Group B | USA | 68-58 | For | 29/66 | 44 | 29/63 | 46 | 0/3 | 0 | 10/14 | 71 | 11 | 24 | 35 | 31 | 4 | 4 | | 7 | 11 |
| | | | Agn. | 27/56 | 48 | 26/52 | 50 | 1/4 | 25 | 3/3 | 100 | 3 | 27 | 30 | 28 | 11 | 3 | | 11 | 7 |
| Preliminary Round Group B | CHN | 38-45 | For | 17/54 | 31 | 17/53 | 32 | 0/1 | 0 | 4/8 | 50 | 7 | 26 | 33 | 12 | 13 | 2 | 2 | 12 | 13 |
| | | | Agn. | 21/54 | 39 | 21/54 | 39 | | | 3/7 | 43 | 6 | 33 | 39 | 14 | 12 | 3 | 2 | 13 | 12 |
| Preliminary Round Group B | ALG | 109-18 | For | 51/83 | 61 | 50/80 | 63 | 1/3 | 33 | 6/9 | 67 | 15 | 34 | 49 | 40 | 7 | 17 | 4 | 10 | 9 |
| | | | Agn. | 8/54 | 15 | 7/41 | 17 | 1/13 | 8 | 1/5 | 20 | 11 | 16 | 27 | 6 | 35 | 3 | 1 | 8 | 10 |
| Preliminary Round Group B | ESP | 63-24 | For | 30/64 | 47 | 30/63 | 48 | 0/1 | 0 | 3/6 | 50 | 11 | 42 | 53 | 19 | 9 | 8 | 3 | 9 | 13 |
| | | | Agn. | 10/60 | 17 | 10/57 | 18 | 0/3 | 0 | 4/6 | 67 | 9 | 24 | 33 | 6 | 10 | 1 | 1 | 13 | 9 |
| Quarterfinal | JPN | 82-24 | For | 40/74 | 54 | 40/73 | 55 | 0/1 | 0 | 2/3 | 67 | 18 | 44 | 62 | 30 | 10 | 3 | 3 | 5 | 10 |
| | | | Agn. | 11/68 | 16 | 10/59 | 17 | 1/9 | 11 | 1/4 | 25 | 14 | 15 | 29 | 8 | 9 | 4 | | 9 | 5 |
| Semifinal | GER | 52-42 | For | 23/67 | 34 | 23/62 | 37 | 0/5 | 0 | 6/11 | 55 | 18 | 29 | 47 | 18 | 8 | 4 | 2 | 13 | 19 |
| | | | Agn. | 18/57 | 32 | 17/49 | 35 | 1/8 | 13 | 5/7 | 71 | 9 | 29 | 38 | 15 | 10 | 5 | 2 | 19 | 14 |
| Gold Medal Match | CHN | 50-31 | For | 24/56 | 43 | 24/55 | 44 | 0/1 | 0 | 2/6 | 33 | 7 | 24 | 31 | 20 | 6 | 6 | | 5 | 5 |
| | | | Agn. | 15/48 | 31 | 14/47 | 30 | 1/1 | 100 | | | 7 | 26 | 33 | 12 | 18 | | | 5 | 5 |

NED - Netherlands

Opponents



NED

| | M / A | % |
|-------------|-----------|----|
| Field Goals | 214 / 464 | 46 |
| 2 Points | 213 / 449 | 47 |
| 3 Points | 1 / 15 | 7 |
| Free Throws | 33 / 57 | 58 |

Opponents

| % | M / A | |
|----|-----------|-------------|
| 28 | 110 / 397 | Field Goals |
| 29 | 105 / 359 | 2 Points |
| 13 | 5 / 38 | 3 Points |
| 53 | 17 / 32 | Free Throws |



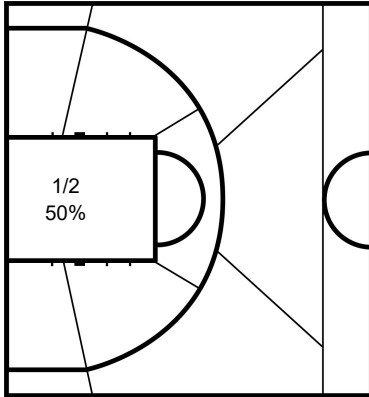
Cumulative Statistics

チームの累積統計

NED - Netherlands

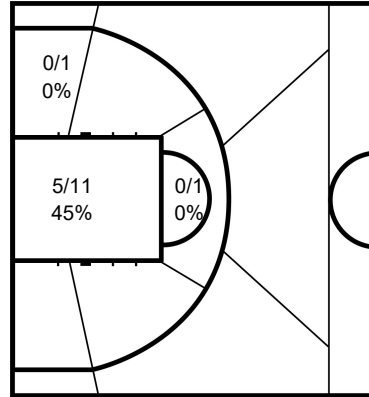
After 7 games

1 TAGGENBROCK Anouk



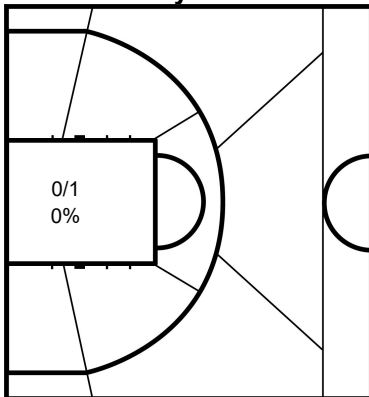
| | M / A | % |
|-------------|-------|----|
| Field Goals | 1 / 2 | 50 |
| 2 Points | 1 / 2 | 50 |
| 3 Points | | |
| Free Throws | | |

2 ARTS Ilse



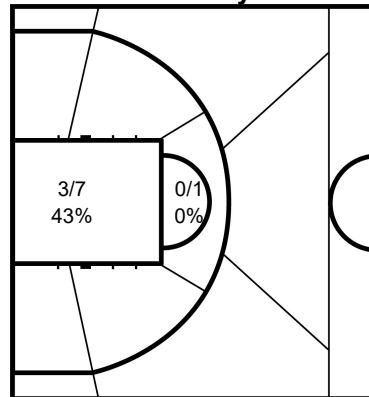
| | M / A | % |
|-------------|--------|----|
| Field Goals | 6 / 14 | 43 |
| 2 Points | 6 / 14 | 43 |
| 3 Points | | |
| Free Throws | | |

4 van HEES Sylvana



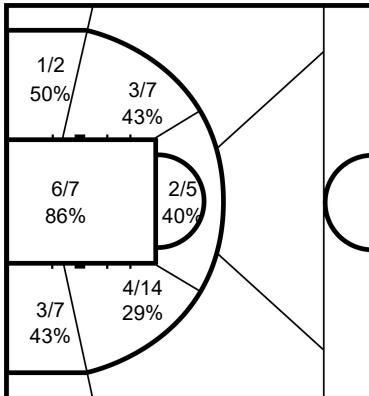
| | M / A | % |
|-------------|-------|---|
| Field Goals | 0 / 1 | 0 |
| 2 Points | 0 / 1 | 0 |
| 3 Points | | |
| Free Throws | | |

5 FRELINK Lindsay



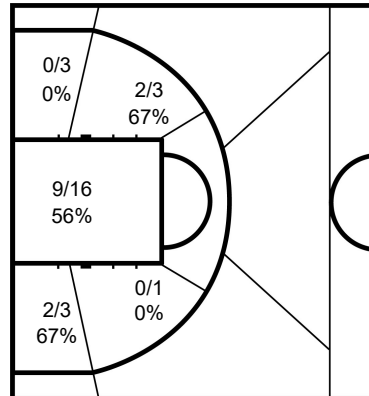
| | M / A | % |
|-------------|-------|----|
| Field Goals | 3 / 8 | 38 |
| 2 Points | 3 / 8 | 38 |
| 3 Points | | |
| Free Throws | | |

6 VISSER Jitske



| | M / A | % |
|-------------|---------|-----|
| Field Goals | 18 / 46 | 39 |
| 2 Points | 18 / 46 | 39 |
| 3 Points | | |
| Free Throws | 2 / 2 | 100 |

8 van der SPRONG Julia



| | M / A | % |
|-------------|---------|----|
| Field Goals | 11 / 24 | 46 |
| 2 Points | 11 / 24 | 46 |
| 3 Points | | |
| Free Throws | | |



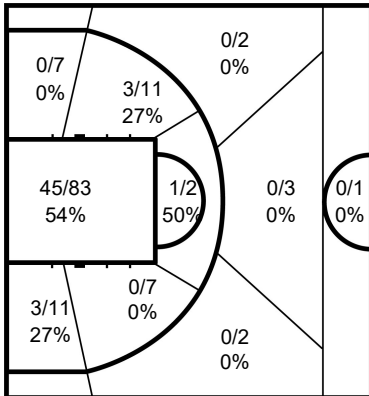
Cumulative Statistics

チームの累積統計

NED - Netherlands

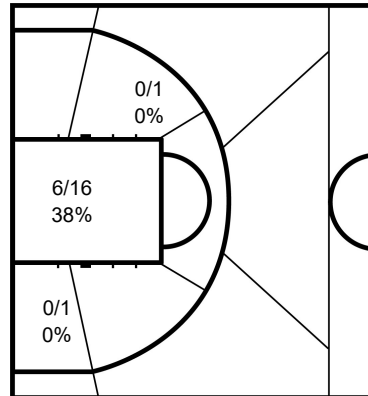
After 7 games

9 KRAMER Bo



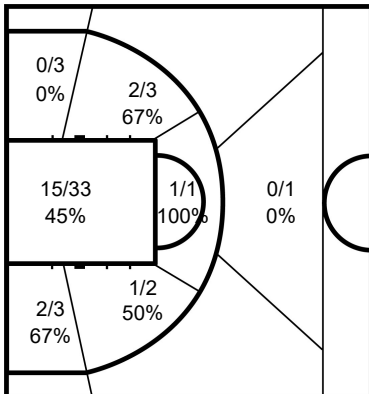
| | M / A | % |
|-------------|----------|----|
| Field Goals | 49 / 120 | 41 |
| 2 Points | 49 / 112 | 44 |
| 3 Points | 0 / 8 | 0 |
| Free Throws | 13 / 24 | 54 |

10 WIMMENHOEVE Xena



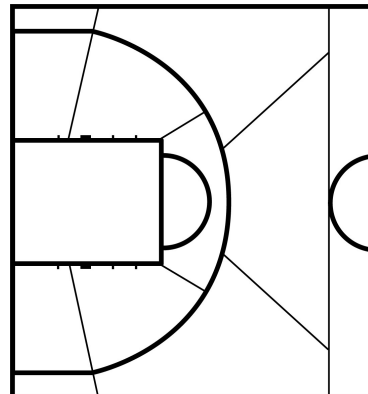
| | M / A | % |
|-------------|--------|----|
| Field Goals | 6 / 18 | 33 |
| 2 Points | 6 / 18 | 33 |
| 3 Points | | |
| Free Throws | 0 / 2 | 0 |

11 KORVER Cher



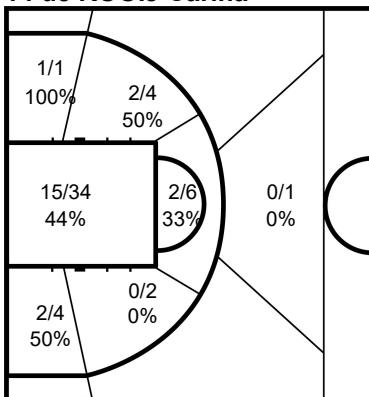
| | M / A | % |
|-------------|---------|-----|
| Field Goals | 20 / 45 | 44 |
| 2 Points | 20 / 44 | 45 |
| 3 Points | 0 / 1 | 0 |
| Free Throws | 3 / 3 | 100 |

12 PRONK Saskia



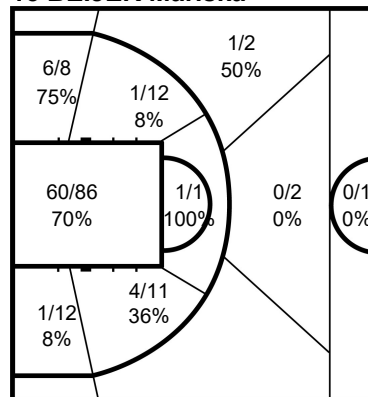
| | M / A | % |
|-------------|-------|---|
| Field Goals | | |
| 2 Points | | |
| 3 Points | | |
| Free Throws | | |

14 de ROOIJ Carina



| | M / A | % |
|-------------|---------|-----|
| Field Goals | 21 / 49 | 43 |
| 2 Points | 21 / 48 | 44 |
| 3 Points | 0 / 1 | 0 |
| Free Throws | 5 / 5 | 100 |

15 BEIJER Mariska



| | M / A | % |
|-------------|----------|----|
| Field Goals | 79 / 137 | 58 |
| 2 Points | 78 / 132 | 59 |
| 3 Points | 1 / 5 | 20 |
| Free Throws | 10 / 21 | 48 |

| Legend: | | | | | | | |
|---------|-------------------------|-----|--------------------|-----|--------------------|-------|-----------------|
| % | Shooting Percentage | (C) | Captain | +/- | Plus-Minus | Agn. | Against |
| BS | Blocked Shots | DR | Defensive Rebounds | FD | Fouls Drawn | GP | Games Played |
| MPG | Minutes Played per Game | No. | Uniform Number | OR | Offensive Rebounds | PF | Fouls |
| PTS | Points | ST | Steals | TO | Turnovers | TOT | Total Rebounds |
| | | | | | | AS | Assists |
| | | | | | | M / A | Made / Attempts |
| | | | | | | PPG | Points per Game |
| | | | | | | TP | Time Played |



Cumulative Statistics

チームの累積統計

CHN - China

After 7 games

Player Totals

| No. | Name | Sport Class | GP | TP | Field Goals | | 2 Points | | 3 Points | | Free Throws | | Rebounds | | | AS | TO | ST | BS | PF | FD | +/- | PTS |
|------------------|-----------------|-------------|----|---------|-------------|----|----------|----|----------|----|-------------|----|----------|-----|-----|-----|----|----|----|----|----|-----|-----|
| | | | | | M / A | % | M / A | % | M / A | % | M / A | % | OR | DR | TOT | | | | | | | | |
| 5 | CHEN Xuejing | 1.0 | 1 | 20:00 | 0/1 | 0 | 0/1 | 0 | | | | | 1 | | | | | | | | 1 | 23 | |
| 6 | ZHANG Xuemei | 4.0 | 7 | 4:18:45 | 28/64 | 44 | 28/64 | 44 | | | 9/14 | 64 | 6 | 49 | 55 | 15 | 8 | 7 | 4 | 15 | 16 | 48 | 65 |
| 7 | ZHANG Tonglei | 1.0 | 7 | 4:30:00 | 26/69 | 38 | 26/69 | 38 | | | 5/6 | 83 | 2 | 12 | 14 | 33 | 13 | 6 | | 6 | 13 | 70 | 57 |
| 8 | LYU Guidi | 4.0 | 7 | 3:05:43 | 12/26 | 46 | 12/25 | 48 | 0/1 | 0 | 4/8 | 50 | 6 | 35 | 41 | 7 | 3 | 5 | | 8 | 13 | 47 | 28 |
| 9 | LIN Suiling (C) | 3.0 | 7 | 4:23:50 | 38/100 | 38 | 37/91 | 41 | 1/9 | 11 | 5/12 | 42 | 6 | 29 | 35 | 45 | 8 | 6 | | 10 | 12 | 72 | 82 |
| 10 | HUANG Xiaolian | 2.0 | 7 | 3:01:08 | 19/60 | 32 | 19/60 | 32 | | | 8/16 | 50 | 6 | 20 | 26 | 13 | 1 | 1 | | 8 | 13 | 22 | 46 |
| 11 | DAI Jiameng | 4.5 | 6 | 1:45:02 | 17/32 | 53 | 17/32 | 53 | | | 4/7 | 57 | 4 | 21 | 25 | 4 | 4 | 3 | 1 | 4 | 5 | 50 | 38 |
| 12 | LEI Tianjiao | 4.5 | 1 | 10:00 | 2/3 | 67 | 2/3 | 67 | | | | | | 3 | 3 | 1 | 1 | | | 1 | | 4 | 4 |
| 13 | CHEN Wenli | 1.5 | 1 | 10:00 | 0/3 | 0 | 0/3 | 0 | | | | | 2 | 2 | 4 | | | | | | | 4 | |
| 15 | YANG Yan | 4.0 | 0 | | | | | | | | | | | | | | | | | | | | |
| 16 | DENG Mingzhu | 2.0 | 0 | | | | | | | | | | | | | | | | | | | | |
| 23 | CHEN Meier | 1.5 | 6 | 1:35:32 | 3/11 | 27 | 3/11 | 27 | | | | | 3 | 6 | 9 | 8 | 1 | 2 | | 6 | 2 | 30 | 6 |
| Team / Coach | | | | | | | | | | | | | 8 | 22 | 30 | | 24 | | | | | | |
| Totals | | | | | 145/369 | 39 | 144/359 | 40 | 1/10 | 10 | 35/63 | 56 | 44 | 199 | 243 | 126 | 63 | 31 | 5 | 58 | 75 | 74 | 326 |
| Opponents | | | | | 112/348 | 32 | 107/315 | 34 | 5/33 | 15 | 23/46 | 50 | 38 | 180 | 218 | 93 | 94 | 14 | 4 | 76 | 59 | -74 | 252 |

Team Totals

| | CHN | Opponents |
|-----------------------|----------------|------------------|
| Points from Turnovers | 93 | 45 |
| Points in the Paint | 96 (48/88) 55% | 106 (53/131) 40% |
| Second Chance Points | 36 | 24 |
| Fast Break Points | 30 | 17 |
| Bench Points | 72 | 47 |

Player Averages

| No. | Name | Sport Class | GP | MPG | Field Goals | | 2 Points | | 3 Points | | Free Throws | | Rebounds | | | AS | TO | ST | BS | PF | FD | +/- | PPG |
|------------------|-----------------|-------------|----|------|-------------|----|-----------|----|----------|----|-------------|----|----------|------|------|------|------|-----|-----|------|------|-------|------|
| | | | | | M / A | % | M / A | % | M / A | % | M / A | % | OR | DR | TOT | | | | | | | | |
| 5 | CHEN Xuejing | 1.0 | 1 | 20.0 | 0.0/1.0 | 0 | 0.0/1.0 | 0 | | | | | 1.0 | | | | | | | 1.0 | 23.0 | | |
| 6 | ZHANG Xuemei | 4.0 | 7 | 37.0 | 4.0/9.1 | 44 | 4.0/9.1 | 44 | | | 1.3/2.0 | 64 | 0.9 | 7.0 | 7.9 | 2.1 | 1.1 | 1.0 | 0.6 | 2.1 | 2.3 | 6.9 | 9.3 |
| 7 | ZHANG Tonglei | 1.0 | 7 | 38.6 | 3.7/9.9 | 38 | 3.7/9.9 | 38 | | | 0.7/0.9 | 83 | 0.3 | 1.7 | 2.0 | 4.7 | 1.9 | 0.9 | | 0.9 | 1.9 | 10.0 | 8.1 |
| 8 | LYU Guidi | 4.0 | 7 | 26.5 | 1.7/3.7 | 46 | 1.7/3.6 | 48 | 0.0/0.1 | 0 | 0.6/1.1 | 50 | 0.9 | 5.0 | 5.9 | 1.0 | 0.4 | 0.7 | | 1.1 | 1.9 | 6.7 | 4.0 |
| 9 | LIN Suiling (C) | 3.0 | 7 | 37.7 | 5.4/14.3 | 38 | 5.3/13.0 | 41 | 0.1/1.3 | 11 | 0.7/1.7 | 42 | 0.9 | 4.1 | 5.0 | 6.4 | 1.1 | 0.9 | | 1.4 | 1.7 | 10.3 | 11.7 |
| 10 | HUANG Xiaolian | 2.0 | 7 | 25.9 | 2.7/8.6 | 32 | 2.7/8.6 | 32 | | | 1.1/2.3 | 50 | 0.9 | 2.9 | 3.7 | 1.9 | 0.1 | 0.1 | | 1.1 | 1.9 | 3.1 | 6.6 |
| 11 | DAI Jiameng | 4.5 | 6 | 17.5 | 2.8/5.3 | 53 | 2.8/5.3 | 53 | | | 0.7/1.2 | 57 | 0.7 | 3.5 | 4.2 | 0.7 | 0.7 | 0.5 | 0.2 | 0.7 | 0.8 | 8.3 | 6.3 |
| 12 | LEI Tianjiao | 4.5 | 1 | 10.0 | 2.0/3.0 | 67 | 2.0/3.0 | 67 | | | | | | 3.0 | 3.0 | 1.0 | 1.0 | | 1.0 | | 4.0 | 4.0 | |
| 13 | CHEN Wenli | 1.5 | 1 | 10.0 | 0.0/3.0 | 0 | 0.0/3.0 | 0 | | | | | 2.0 | 2.0 | 4.0 | | | | | | 4.0 | | |
| 15 | YANG Yan | 4.0 | 0 | | | | | | | | | | | | | | | | | | | | |
| 16 | DENG Mingzhu | 2.0 | 0 | | | | | | | | | | | | | | | | | | | | |
| 23 | CHEN Meier | 1.5 | 6 | 15.9 | 0.5/1.8 | 27 | 0.5/1.8 | 27 | | | | | 0.5 | 1.0 | 1.5 | 1.3 | 0.2 | 0.3 | | 1.0 | 0.3 | 5.0 | 1.0 |
| Team / Coach | | | | | | | | | | | | | 1.1 | 3.1 | 4.3 | | 3.4 | | | | | | |
| Totals | | | | | 20.7/52.7 | 39 | 20.6/51.3 | 40 | 0.1/1.4 | 10 | 5.0/9.0 | 56 | 6.3 | 28.4 | 34.7 | 18.0 | 9.0 | 4.4 | 0.7 | 8.3 | 10.7 | 10.6 | 46.6 |
| Opponents | | | | | 16.0/49.7 | 32 | 15.3/45.0 | 34 | 0.7/4.7 | 15 | 3.3/6.6 | 50 | 5.4 | 25.7 | 31.1 | 13.3 | 13.4 | 2.0 | 0.6 | 10.9 | 8.4 | -10.6 | 36.0 |

Team Averages

| | CHN | Opponents |
|-----------------------|------|-----------|
| Points from Turnovers | 13.3 | 6.4 |
| Points in the Paint | 13.7 | 15.1 |
| Second Chance Points | 5.1 | 3.4 |
| Fast Break Points | 4.3 | 2.4 |
| Bench Points | 10.3 | 6.7 |



Cumulative Statistics

チームの累積統計

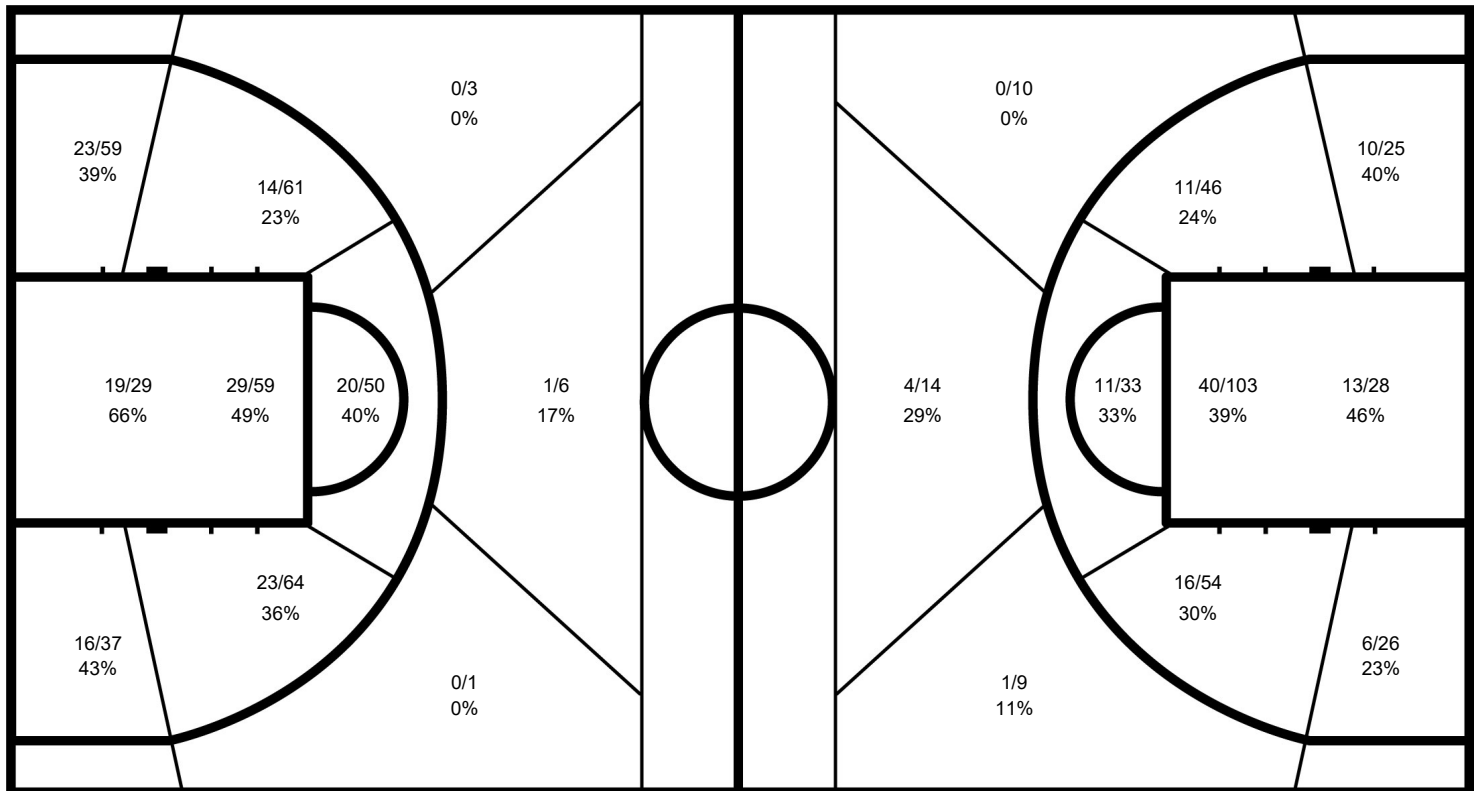
CHN - China

After 7 games

| Phase | CHN Played | Score | | Field Goals | | 2 Points | | 3 Points | | Free Throws | | Rebounds | | | AS | TO | ST | BS | PF | FD |
|---------------------------|------------|-------|------|-------------|----|----------|----|----------|-----|-------------|----|----------|----|-----|----|----|----|----|----|----|
| | | | | M / A | % | M / A | % | M / A | % | M / A | % | OR | DR | TOT | | | | | | |
| Preliminary Round Group B | ALG | 74-25 | For | 35/71 | 49 | 35/70 | 50 | 0/1 | 0 | 4/8 | 50 | 12 | 25 | 37 | 29 | 4 | 11 | | 3 | 9 |
| | | | Agn. | 12/42 | 29 | 11/26 | 42 | 1/16 | 6 | | | 1 | 25 | 26 | 7 | 30 | | | 10 | 3 |
| Preliminary Round Group B | NED | 45-38 | For | 21/54 | 39 | 21/54 | 39 | | | 3/7 | 43 | 6 | 33 | 39 | 14 | 12 | 3 | 2 | 13 | 12 |
| | | | Agn. | 17/54 | 31 | 17/53 | 32 | 0/1 | 0 | 4/8 | 50 | 7 | 26 | 33 | 12 | 13 | 2 | 2 | 12 | 13 |
| Preliminary Round Group B | ESP | 46-29 | For | 22/54 | 41 | 22/53 | 42 | 0/1 | 0 | 2/4 | 50 | 5 | 23 | 28 | 18 | 6 | 5 | | 11 | 6 |
| | | | Agn. | 10/47 | 21 | 10/46 | 22 | 0/1 | 0 | 9/12 | 75 | 12 | 26 | 38 | 11 | 19 | 1 | 1 | 6 | 11 |
| Preliminary Round Group B | USA | 42-41 | For | 16/46 | 35 | 16/46 | 35 | | | 10/19 | 53 | 5 | 28 | 33 | 19 | 7 | 5 | 1 | 7 | 14 |
| | | | Agn. | 19/48 | 40 | 18/45 | 40 | 1/3 | 33 | 2/6 | 33 | 3 | 29 | 32 | 17 | 10 | 2 | | 14 | 7 |
| Quarterfinal | GBR | 47-33 | For | 22/49 | 45 | 22/47 | 47 | 0/2 | 0 | 3/9 | 33 | 6 | 33 | 39 | 20 | 10 | 3 | 1 | 11 | 14 |
| | | | Agn. | 15/54 | 28 | 14/49 | 29 | 1/5 | 20 | 2/7 | 29 | 7 | 22 | 29 | 11 | 7 | 2 | | 14 | 12 |
| Semifinal | USA | 41-36 | For | 14/47 | 30 | 14/42 | 33 | 0/5 | 0 | 13/16 | 81 | 3 | 31 | 34 | 14 | 6 | 4 | 1 | 8 | 15 |
| | | | Agn. | 15/47 | 32 | 13/41 | 32 | 2/6 | 33 | 4/7 | 57 | 1 | 28 | 29 | 15 | 9 | 1 | 1 | 15 | 8 |
| Gold Medal Match | NED | 31-50 | For | 15/48 | 31 | 14/47 | 30 | 1/1 | 100 | | | 7 | 26 | 33 | 12 | 18 | | | 5 | 5 |
| | | | Agn. | 24/56 | 43 | 24/55 | 44 | 0/1 | 0 | 2/6 | 33 | 7 | 24 | 31 | 20 | 6 | 6 | | 5 | 5 |

CHN - China

Opponents



CHN

| | M / A | % |
|-------------|-----------|----|
| Field Goals | 145 / 369 | 39 |
| 2 Points | 144 / 359 | 40 |
| 3 Points | 1 / 10 | 10 |
| Free Throws | 35 / 63 | 56 |

Opponents

| % | M / A | |
|----|-----------|-------------|
| 32 | 112 / 348 | Field Goals |
| 34 | 107 / 315 | 2 Points |
| 15 | 5 / 33 | 3 Points |
| 50 | 23 / 46 | Free Throws |



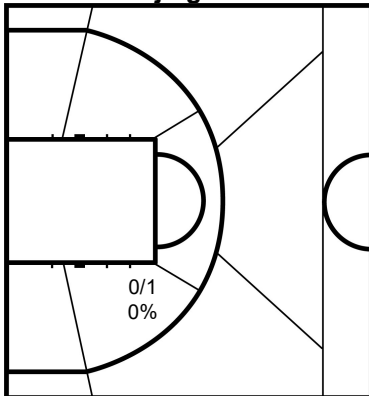
Cumulative Statistics

チームの累積統計

CHN - China

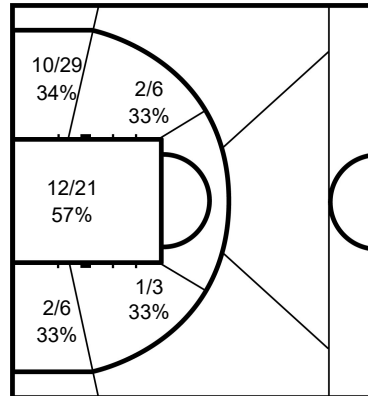
After 7 games

5 CHEN Xuejing



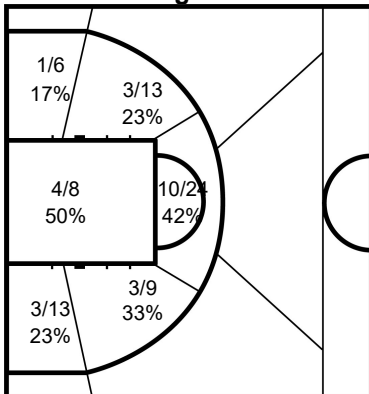
| | M / A | % |
|-------------|-------|---|
| Field Goals | 0 / 1 | 0 |
| 2 Points | 0 / 1 | 0 |
| 3 Points | | |
| Free Throws | | |

6 ZHANG Xuemei



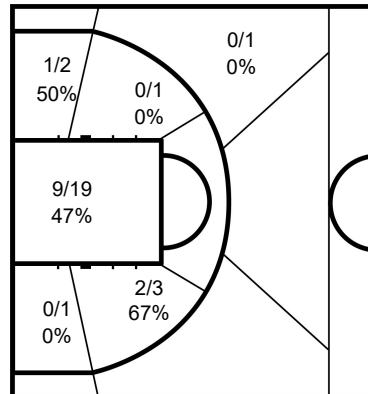
| | M / A | % |
|-------------|---------|----|
| Field Goals | 28 / 64 | 44 |
| 2 Points | 28 / 64 | 44 |
| 3 Points | | |
| Free Throws | 9 / 14 | 64 |

7 ZHANG Tonglei



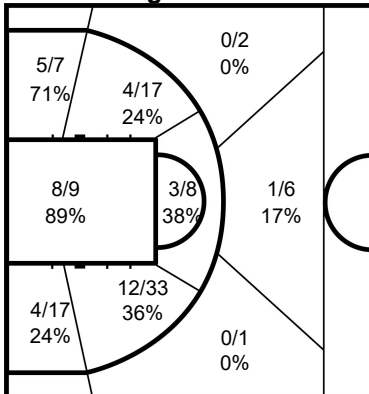
| | M / A | % |
|-------------|---------|----|
| Field Goals | 26 / 69 | 38 |
| 2 Points | 26 / 69 | 38 |
| 3 Points | | |
| Free Throws | 5 / 6 | 83 |

8 LYU Guidi



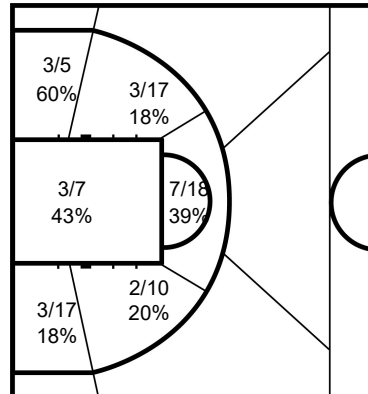
| | M / A | % |
|-------------|---------|----|
| Field Goals | 12 / 26 | 46 |
| 2 Points | 12 / 25 | 48 |
| 3 Points | 0 / 1 | 0 |
| Free Throws | 4 / 8 | 50 |

9 LIN Suiling



| | M / A | % |
|-------------|----------|----|
| Field Goals | 38 / 100 | 38 |
| 2 Points | 37 / 91 | 41 |
| 3 Points | 1 / 9 | 11 |
| Free Throws | 5 / 12 | 42 |

10 HUANG Xiaolian



| | M / A | % |
|-------------|---------|----|
| Field Goals | 19 / 60 | 32 |
| 2 Points | 19 / 60 | 32 |
| 3 Points | | |
| Free Throws | 8 / 16 | 50 |



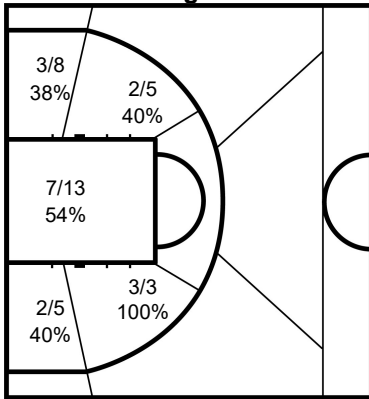
Cumulative Statistics

チームの累積統計

CHN - China

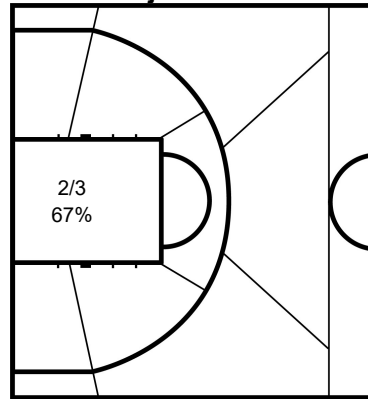
After 7 games

11 DAI Jiameng



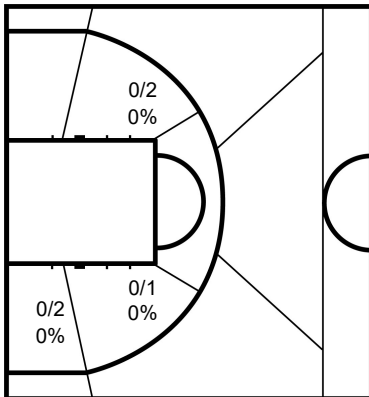
| | M / A | % |
|-------------|---------|----|
| Field Goals | 17 / 32 | 53 |
| 2 Points | 17 / 32 | 53 |
| 3 Points | | |
| Free Throws | 4 / 7 | 57 |

12 LEI Tianjiao



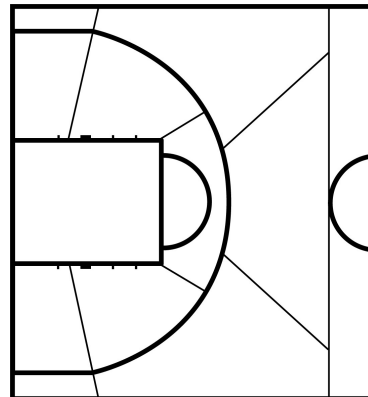
| | M / A | % |
|-------------|-------|----|
| Field Goals | 2 / 3 | 67 |
| 2 Points | 2 / 3 | 67 |
| 3 Points | | |
| Free Throws | | |

13 CHEN Weni



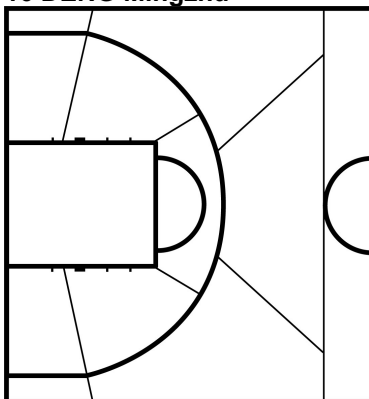
| | M / A | % |
|-------------|-------|---|
| Field Goals | 0 / 3 | 0 |
| 2 Points | 0 / 3 | 0 |
| 3 Points | | |
| Free Throws | | |

15 YANG Yan



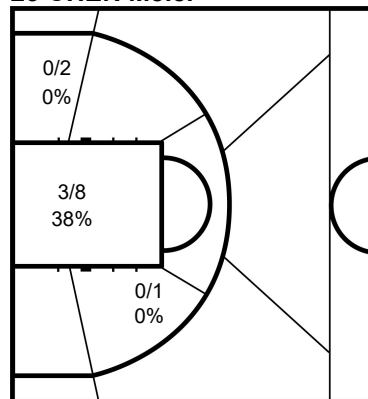
| | M / A | % |
|-------------|-------|---|
| Field Goals | | |
| 2 Points | | |
| 3 Points | | |
| Free Throws | | |

16 DENG Mingzhu



| | M / A | % |
|-------------|-------|---|
| Field Goals | | |
| 2 Points | | |
| 3 Points | | |
| Free Throws | | |

23 CHEN Meier



| | M / A | % |
|-------------|--------|----|
| Field Goals | 3 / 11 | 27 |
| 2 Points | 3 / 11 | 27 |
| 3 Points | | |
| Free Throws | | |

| Legend: | | | | | | | |
|---------|-------------------------|-----|--------------------|-----|--------------------|-------|-----------------|
| % | Shooting Percentage | (C) | Captain | +/- | Plus-Minus | Agn. | Against |
| BS | Blocked Shots | DR | Defensive Rebounds | FD | Fouls Drawn | GP | Games Played |
| MPG | Minutes Played per Game | No. | Uniform Number | OR | Offensive Rebounds | PF | Fouls |
| PTS | Points | ST | Steals | TO | Turnovers | TOT | Total Rebounds |
| | | | | | | AS | Assists |
| | | | | | | M / A | Made / Attempts |
| | | | | | | PPG | Points per Game |
| | | | | | | TP | Time Played |



Cumulative Statistics

チームの累積統計

USA - United States

After 7 games

Player Totals

| No. | Name | Sport Class | GP | TP | Field Goals | | 2 Points | | 3 Points | | Free Throws | | Rebounds | | | AS | TO | ST | BS | PF | FD | +/- | PTS | |
|------------------|-----------------------|-------------|----|---------|-------------|----|----------|----|----------|----|-------------|-----|----------|-----|-----|-----|----|----|----|----|----|-----|-----|---|
| | | | | | M/A | % | M/A | % | M/A | % | M/A | % | OR | DR | TOT | | | | | | | | | |
| 1 | IBANEZ Alejandra | 2.5 | 5 | 59:31 | 2/4 | 50 | 2/4 | 50 | | | 0/2 | 0 | 3 | 5 | 8 | 2 | 2 | 1 | | | 5 | 4 | 23 | 4 |
| 3 | BAULEKE Abigail | 1.5 | 2 | 30:42 | 1/3 | 33 | 1/3 | 33 | | | | | | 1 | 1 | 1 | | | | | | | 19 | 2 |
| 4 | VORIS Zoe | 3.5 | 3 | 24:20 | 3/17 | 18 | 3/17 | 18 | | | 0/2 | 0 | 1 | 2 | 3 | 1 | | 1 | | | 1 | 1 | 18 | 6 |
| 5 | HUNTER Darlene | 1.0 | 7 | 3:40:03 | 15/26 | 58 | 15/26 | 58 | | | | | 6 | 13 | 19 | 9 | 6 | 3 | 1 | 19 | 6 | 44 | 30 | |
| 7 | ASLAKSON Josie | 1.0 | 5 | 43:15 | 2/6 | 33 | 2/6 | 33 | | | | | 6 | 6 | 2 | 1 | 1 | | | | | | 31 | 4 |
| 8 | SCHNEIDER Natalie (C) | 4.5 | 7 | 3:59:55 | 25/38 | 66 | 25/38 | 66 | | | 9/12 | 75 | 4 | 56 | 60 | 6 | 3 | 9 | 1 | 10 | 14 | 64 | 59 | |
| 15 | HOLLERMANN Rose | 3.5 | 7 | 3:54:21 | 36/83 | 43 | 34/73 | 47 | 2/10 | 20 | 16/24 | 67 | 3 | 55 | 58 | 4 | 7 | 2 | | 12 | 19 | 57 | 90 | |
| 21 | EATON Kaitlyn | 1.5 | 2 | 19:51 | 2/4 | 50 | 2/4 | 50 | | | 2/2 | 100 | | 2 | 2 | 2 | | 2 | | | 1 | 1 | 19 | 6 |
| 24 | ZURBRUGG Lindsey | 2.5 | 7 | 3:47:17 | 41/101 | 41 | 37/90 | 41 | 4/11 | 36 | 7/14 | 50 | 5 | 12 | 17 | 24 | 14 | 2 | | 15 | 15 | 63 | 93 | |
| 43 | MOODY Bailey | 4.0 | 4 | 21:16 | 4/11 | 36 | 4/11 | 36 | | | | | 1 | 3 | 4 | 1 | | 1 | | | | | 8 | 8 |
| 54 | GONZALEZ Ixhelt | 4.5 | 3 | 34:13 | 7/17 | 41 | 7/17 | 41 | | | | | 2 | 9 | 11 | 3 | 3 | 2 | | 3 | | 23 | 14 | |
| 55 | RYAN Courtney | 2.0 | 7 | 4:05:16 | 38/86 | 44 | 38/85 | 45 | 0/1 | 0 | 0/2 | 0 | 6 | 32 | 38 | 56 | 9 | 4 | | 22 | 13 | 66 | 76 | |
| Team / Coach | | | | | | | | | | | | | | | | | | | | | | | | |
| Totals | | | | | 176/396 | 44 | 170/374 | 45 | 6/22 | 27 | 34/58 | 59 | 38 | 215 | 253 | 154 | 58 | 28 | 2 | 88 | 73 | 87 | 392 | |
| Opponents | | | | | 121/381 | 32 | 120/342 | 35 | 1/39 | 3 | 62/99 | 63 | 51 | 184 | 235 | 124 | 66 | 25 | 8 | 74 | 88 | -87 | 305 | |

Team Totals

| | USA | Opponents |
|-----------------------|------------------|------------------|
| Points from Turnovers | 57 | 44 |
| Points in the Paint | 174 (87/146) 60% | 138 (69/164) 42% |
| Second Chance Points | 26 | 32 |
| Fast Break Points | 28 | 14 |
| Bench Points | 44 | 54 |

Player Averages

| No. | Name | Sport Class | GP | MPG | Field Goals | | 2 Points | | 3 Points | | Free Throws | | Rebounds | | | AS | TO | ST | BS | PF | FD | +/- | PPG |
|------------------|-----------------------|-------------|----|------|-------------|----|-----------|----|----------|----|-------------|-----|----------|------|------|------|-----|-----|-----|------|------|-------|------|
| | | | | | M/A | % | M/A | % | M/A | % | M/A | % | OR | DR | TOT | | | | | | | | |
| 1 | IBANEZ Alejandra | 2.5 | 5 | 11.9 | 0.4/0.8 | 50 | 0.4/0.8 | 50 | | | 0.0/0.4 | 0 | 0.6 | 1.0 | 1.6 | 0.4 | 0.4 | 0.2 | | 1.0 | 0.8 | 4.6 | 0.8 |
| 3 | BAULEKE Abigail | 1.5 | 2 | 15.4 | 0.5/1.5 | 33 | 0.5/1.5 | 33 | | | | | 0.5 | 0.5 | 0.5 | | | | | | | 9.5 | 1.0 |
| 4 | VORIS Zoe | 3.5 | 3 | 8.1 | 1.0/5.7 | 18 | 1.0/5.7 | 18 | | | 0.0/0.7 | 0 | 0.3 | 0.7 | 1.0 | 0.3 | | 0.3 | | 0.3 | 0.3 | 6.0 | 2.0 |
| 5 | HUNTER Darlene | 1.0 | 7 | 31.4 | 2.1/3.7 | 58 | 2.1/3.7 | 58 | | | | | 0.9 | 1.9 | 2.7 | 1.3 | 0.9 | 0.4 | 0.1 | 2.7 | 0.9 | 6.3 | 4.3 |
| 7 | ASLAKSON Josie | 1.0 | 5 | 8.7 | 0.4/1.2 | 33 | 0.4/1.2 | 33 | | | | | 1.2 | 1.2 | 0.4 | 0.2 | 0.2 | | | | | 6.2 | 0.8 |
| 8 | SCHNEIDER Natalie (C) | 4.5 | 7 | 34.3 | 3.6/5.4 | 66 | 3.6/5.4 | 66 | | | 1.3/1.7 | 75 | 0.6 | 8.0 | 8.6 | 0.9 | 0.4 | 1.3 | 0.1 | 1.4 | 2.0 | 9.1 | 8.4 |
| 15 | HOLLERMANN Rose | 3.5 | 7 | 33.5 | 5.1/11.9 | 43 | 4.9/10.4 | 47 | 0.3/1.4 | 20 | 2.3/3.4 | 67 | 0.4 | 7.9 | 8.3 | 6.7 | 1.0 | 0.3 | | 1.7 | 2.7 | 8.1 | 12.9 |
| 21 | EATON Kaitlyn | 1.5 | 2 | 9.9 | 1.0/2.0 | 50 | 1.0/2.0 | 50 | | | 1.0/1.0 | 100 | | 1.0 | 1.0 | 1.0 | | 1.0 | | 0.5 | 0.5 | 9.5 | 3.0 |
| 24 | ZURBRUGG Lindsey | 2.5 | 7 | 32.5 | 5.9/14.4 | 41 | 5.3/12.9 | 41 | 0.6/1.6 | 36 | 1.0/2.0 | 50 | 0.7 | 1.7 | 2.4 | 3.4 | 2.0 | 0.3 | | 2.1 | 2.1 | 9.0 | 13.3 |
| 43 | MOODY Bailey | 4.0 | 4 | 5.3 | 1.0/2.8 | 36 | 1.0/2.8 | 36 | | | | | 0.3 | 0.8 | 1.0 | 0.3 | | 0.3 | | | | 2.0 | 2.0 |
| 54 | GONZALEZ Ixhelt | 4.5 | 3 | 11.4 | 2.3/5.7 | 41 | 2.3/5.7 | 41 | | | | | 0.7 | 3.0 | 3.7 | 1.0 | 1.0 | 0.7 | | 1.0 | | 7.7 | 4.7 |
| 55 | RYAN Courtney | 2.0 | 7 | 35.0 | 5.4/12.3 | 44 | 5.4/12.1 | 45 | 0.0/0.1 | 0 | 0.0/0.3 | 0 | 0.9 | 4.6 | 5.4 | 8.0 | 1.3 | 0.6 | | 3.1 | 1.9 | 9.4 | 10.9 |
| Team / Coach | | | | | | | | | | | | | | | | | | | | | | | |
| Totals | | | | | 25.1/56.6 | 44 | 24.3/53.4 | 45 | 0.9/3.1 | 27 | 4.9/8.3 | 59 | 5.4 | 30.7 | 36.1 | 22.0 | 8.3 | 4.0 | 0.3 | 12.6 | 10.4 | 12.4 | 56.0 |
| Opponents | | | | | 17.3/54.4 | 32 | 17.1/48.9 | 35 | 0.1/5.6 | 3 | 8.9/14.1 | 63 | 7.3 | 26.3 | 33.6 | 17.7 | 9.4 | 3.6 | 1.1 | 10.6 | 12.6 | -12.4 | 43.6 |

Team Averages

| | USA | Opponents |
|-----------------------|------|-----------|
| Points from Turnovers | 8.1 | 6.3 |
| Points in the Paint | 24.9 | 19.7 |
| Second Chance Points | 3.7 | 4.6 |
| Fast Break Points | 4.0 | 2.0 |
| Bench Points | 6.3 | 7.7 |



Cumulative Statistics

チームの累積統計

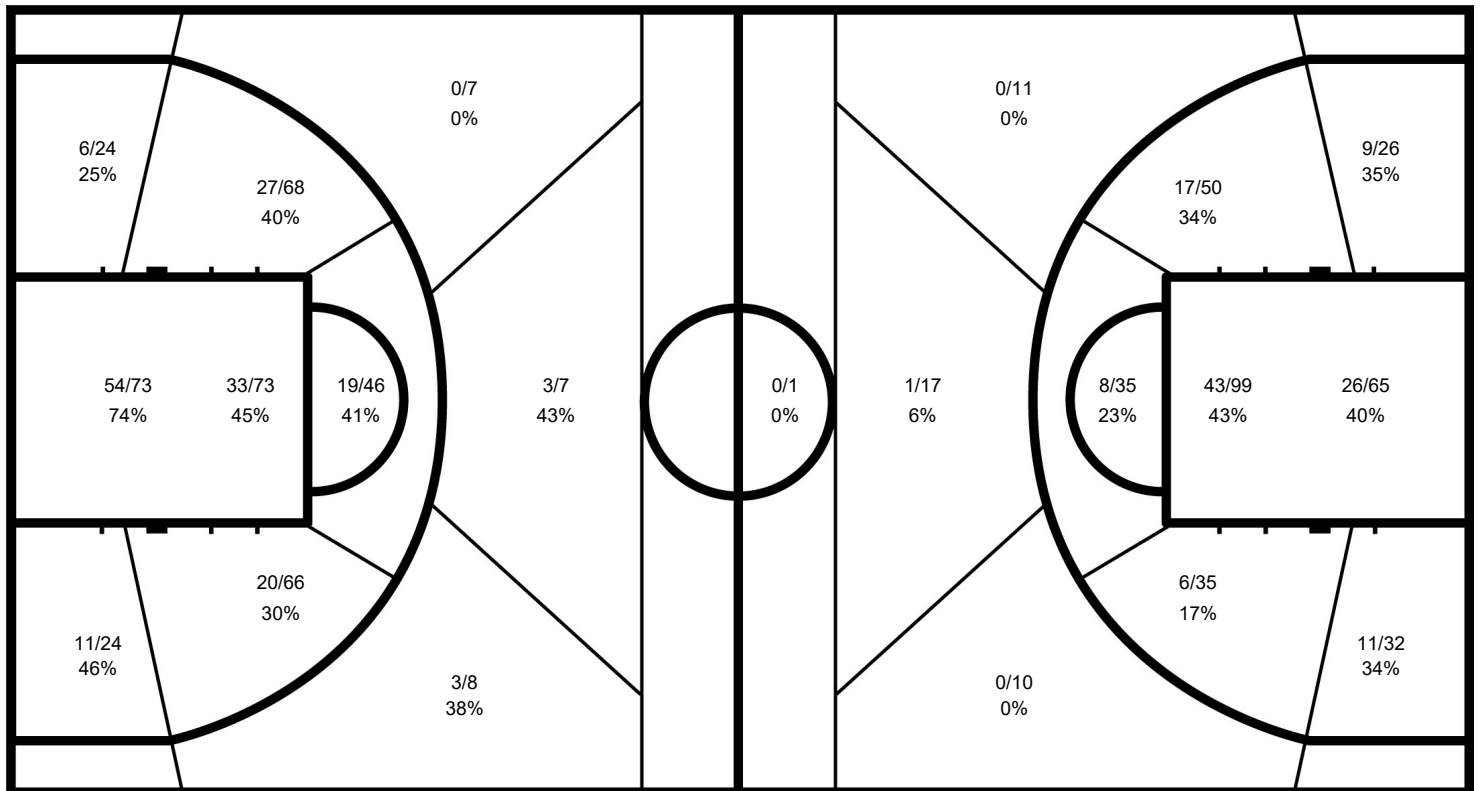
USA - United States

After 7 games

| Phase | USA Played | Score | | Field Goals | | 2 Points | | 3 Points | | Free Throws | | Rebounds | | | AS | TO | ST | BS | PF | FD |
|---------------------------|------------|-------|------|-------------|----|----------|----|----------|----|-------------|-----|----------|----|-----|----|----|----|----|----|----|
| | | | | M / A | % | M / A | % | M / A | % | M / A | % | OR | DR | TOT | | | | | | |
| Preliminary Round Group B | NED | 58-68 | For | 27/56 | 48 | 26/52 | 50 | 1/4 | 25 | 3/3 | 100 | 3 | 27 | 30 | 28 | 11 | 3 | | 11 | 7 |
| | | | Agn. | 29/66 | 44 | 29/63 | 46 | 0/3 | 0 | 10/14 | 71 | 11 | 24 | 35 | 31 | 4 | 4 | | 7 | 11 |
| Preliminary Round Group B | ESP | 68-34 | For | 32/59 | 54 | 31/55 | 56 | 1/4 | 25 | 3/7 | 43 | 4 | 37 | 41 | 24 | 7 | 5 | | 12 | 11 |
| | | | Agn. | 14/62 | 23 | 13/53 | 25 | 1/9 | 11 | 5/10 | 50 | 13 | 26 | 39 | 12 | 13 | 3 | 1 | 11 | 12 |
| Preliminary Round Group B | CHN | 41-42 | For | 19/48 | 40 | 18/45 | 40 | 1/3 | 33 | 2/6 | 33 | 3 | 29 | 32 | 17 | 10 | 2 | | 14 | 7 |
| | | | Agn. | 16/46 | 35 | 16/46 | 35 | | | 10/19 | 53 | 5 | 28 | 33 | 19 | 7 | 5 | 1 | 7 | 14 |
| Preliminary Round Group B | ALG | 62-21 | For | 30/68 | 44 | 30/68 | 44 | | | 2/2 | 100 | 10 | 32 | 42 | 22 | 10 | 10 | | 8 | 2 |
| | | | Agn. | 9/52 | 17 | 9/43 | 21 | 0/9 | 0 | 3/8 | 38 | 9 | 26 | 35 | 8 | 24 | 4 | 1 | 2 | 8 |
| Quarterfinal | CAN | 63-48 | For | 27/63 | 43 | 27/63 | 43 | | | 9/12 | 75 | 10 | 31 | 41 | 25 | 5 | 3 | 1 | 13 | 16 |
| | | | Agn. | 18/53 | 34 | 18/47 | 38 | 0/6 | 0 | 12/20 | 60 | 6 | 25 | 31 | 22 | 6 | 3 | 1 | 16 | 13 |
| Semifinal | CHN | 36-41 | For | 15/47 | 32 | 13/41 | 32 | 2/6 | 33 | 4/7 | 57 | 1 | 28 | 29 | 15 | 9 | 1 | 1 | 15 | 8 |
| | | | Agn. | 14/47 | 30 | 14/42 | 33 | 0/5 | 0 | 13/16 | 81 | 3 | 31 | 34 | 14 | 6 | 4 | 1 | 8 | 15 |
| Bronze Medal Match | GER | 64-51 | For | 26/55 | 47 | 25/50 | 50 | 1/5 | 20 | 11/21 | 52 | 7 | 31 | 38 | 23 | 6 | 4 | | 15 | 22 |
| | | | Agn. | 21/55 | 38 | 21/48 | 44 | 0/7 | 0 | 9/12 | 75 | 4 | 24 | 28 | 18 | 6 | 2 | 3 | 23 | 15 |

USA - United States

Opponents



USA

| | M / A | % |
|-------------|-----------|----|
| Field Goals | 176 / 396 | 44 |
| 2 Points | 170 / 374 | 45 |
| 3 Points | 6 / 22 | 27 |
| Free Throws | 34 / 58 | 59 |

Opponents

| % | M / A | |
|----|-----------|-------------|
| 32 | 121 / 381 | Field Goals |
| 35 | 120 / 342 | 2 Points |
| 3 | 1 / 39 | 3 Points |
| 63 | 62 / 99 | Free Throws |



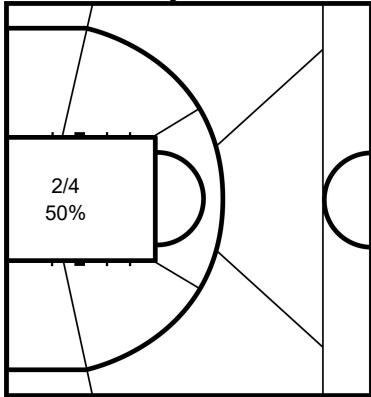
Cumulative Statistics

チームの累積統計

USA - United States

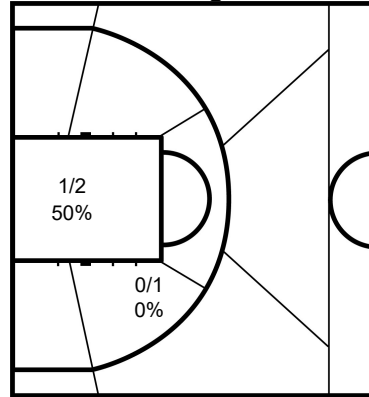
After 7 games

1 IBANEZ Alejandra



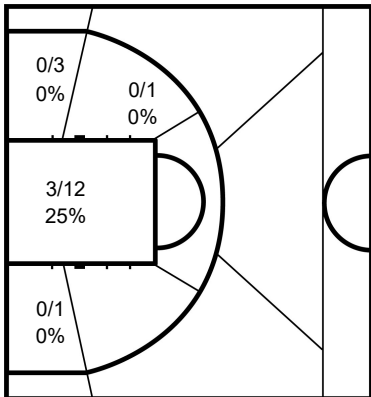
| | M / A | % |
|-------------|-------|----|
| Field Goals | 2 / 4 | 50 |
| 2 Points | 2 / 4 | 50 |
| 3 Points | | |
| Free Throws | 0 / 2 | 0 |

3 BAULEKE Abigail



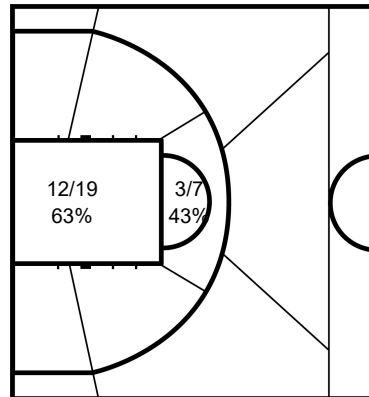
| | M / A | % |
|-------------|-------|----|
| Field Goals | 1 / 3 | 33 |
| 2 Points | 1 / 3 | 33 |
| 3 Points | | |
| Free Throws | | |

4 VORIS Zoe



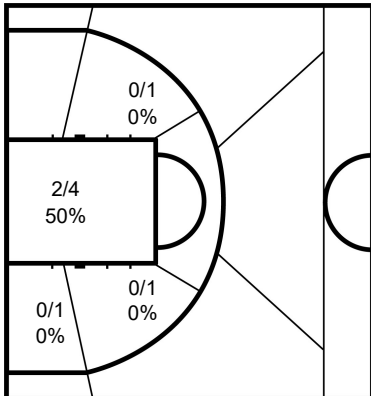
| | M / A | % |
|-------------|--------|----|
| Field Goals | 3 / 17 | 18 |
| 2 Points | 3 / 17 | 18 |
| 3 Points | | |
| Free Throws | 0 / 2 | 0 |

5 HUNTER Darlene



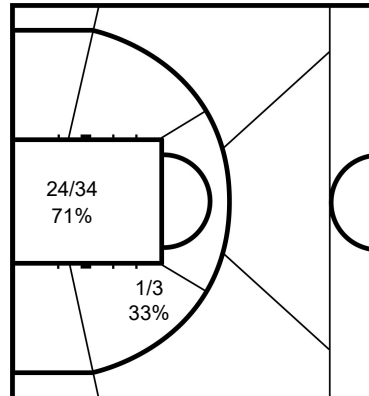
| | M / A | % |
|-------------|---------|----|
| Field Goals | 15 / 26 | 58 |
| 2 Points | 15 / 26 | 58 |
| 3 Points | | |
| Free Throws | | |

7 ASLAKSON Josie



| | M / A | % |
|-------------|-------|----|
| Field Goals | 2 / 6 | 33 |
| 2 Points | 2 / 6 | 33 |
| 3 Points | | |
| Free Throws | | |

8 SCHNEIDER Natalie



| | M / A | % |
|-------------|---------|----|
| Field Goals | 25 / 38 | 66 |
| 2 Points | 25 / 38 | 66 |
| 3 Points | | |
| Free Throws | 9 / 12 | 75 |



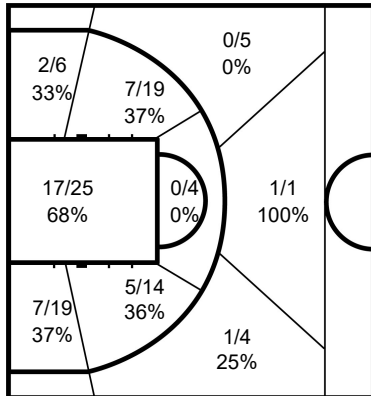
Cumulative Statistics

チームの累積統計

USA - United States

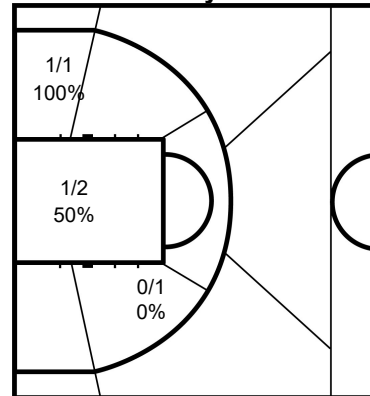
After 7 games

15 HOLLERMANN Rose



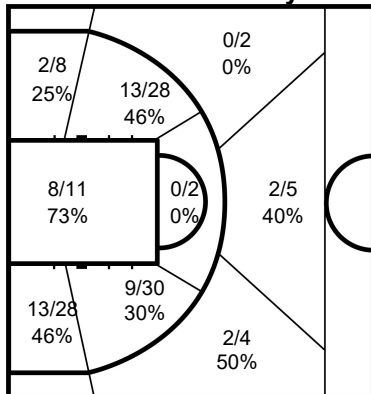
| | M / A | % |
|-------------|---------|----|
| Field Goals | 36 / 83 | 43 |
| 2 Points | 34 / 73 | 47 |
| 3 Points | 2 / 10 | 20 |
| Free Throws | 16 / 24 | 67 |

21 EATON Kaitlyn



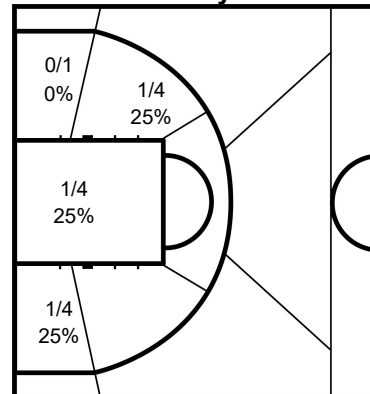
| | M / A | % |
|-------------|-------|-----|
| Field Goals | 2 / 4 | 50 |
| 2 Points | 2 / 4 | 50 |
| 3 Points | | |
| Free Throws | 2 / 2 | 100 |

24 ZURBRUGG Lindsey



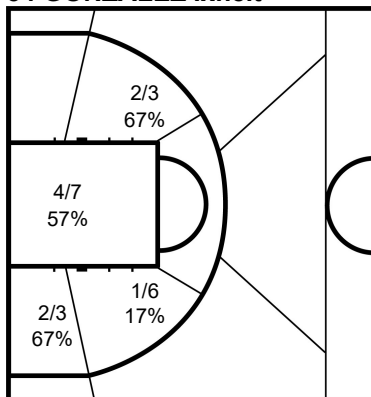
| | M / A | % |
|-------------|----------|----|
| Field Goals | 41 / 101 | 41 |
| 2 Points | 37 / 90 | 41 |
| 3 Points | 4 / 11 | 36 |
| Free Throws | 7 / 14 | 50 |

43 MOODY Bailey



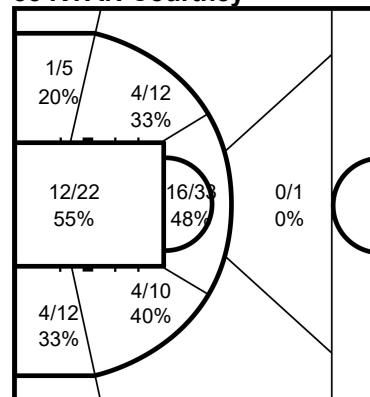
| | M / A | % |
|-------------|--------|----|
| Field Goals | 4 / 11 | 36 |
| 2 Points | 4 / 11 | 36 |
| 3 Points | | |
| Free Throws | | |

54 GONZALEZ Ixhelt



| | M / A | % |
|-------------|--------|----|
| Field Goals | 7 / 17 | 41 |
| 2 Points | 7 / 17 | 41 |
| 3 Points | | |
| Free Throws | | |

55 RYAN Courtney



| | M / A | % |
|-------------|---------|----|
| Field Goals | 38 / 86 | 44 |
| 2 Points | 38 / 85 | 45 |
| 3 Points | 0 / 1 | 0 |
| Free Throws | 0 / 2 | 0 |

| Legend: | | | | | | | |
|---------|-------------------------|-----|--------------------|-----|--------------------|-------|-----------------|
| % | Shooting Percentage | (C) | Captain | +/- | Plus-Minus | Agn. | Against |
| BS | Blocked Shots | DR | Defensive Rebounds | FD | Fouls Drawn | GP | Games Played |
| MPG | Minutes Played per Game | No. | Uniform Number | OR | Offensive Rebounds | PF | Fouls |
| PTS | Points | ST | Steals | TO | Turnovers | TOT | Total Rebounds |
| | | | | | | AS | Assists |
| | | | | | | M / A | Made / Attempts |
| | | | | | | PPG | Points per Game |
| | | | | | | TP | Time Played |



Cumulative Statistics

チームの累積統計

GER - Germany

After 7 games

Player Totals

| No. | Name | Sport Class | GP | TP | Field Goals | | 2 Points | | 3 Points | | Free Throws | | Rebounds | | | AS | TO | ST | BS | PF | FD | +/- | PTS |
|------------------|----------------------|-------------|----|---------|-------------|-----|----------|-----|----------|----|-------------|-----|----------|-----|-----|-----|----|----|----|-----|-----|-----|-----|
| | | | | | M/A | % | M/A | % | M/A | % | M/A | % | OR | DR | TOT | | | | | | | | |
| 4 | MILLER Mareike (C) | 4.5 | 7 | 4:09:29 | 56/138 | 41 | 52/119 | 44 | 4/19 | 21 | 28/44 | 64 | 22 | 57 | 79 | 47 | 19 | 13 | 2 | 22 | 53 | 62 | 144 |
| 5 | WELIN-RYKLIN Johanna | 2.0 | 1 | 8:14 | 0/1 | 0 | 0/1 | 0 | | | 0/2 | 0 | 1 | | 1 | | | | | 1 | 1 | 0 | |
| 6 | WEISS Catharina | 1.0 | 7 | 1:47:59 | 4/11 | 36 | 4/11 | 36 | | | 0/2 | 0 | 3 | 6 | 9 | 3 | 1 | 1 | 16 | 2 | 18 | 8 | |
| 7 | PATZWALD Anne | 1.0 | 7 | 3:28:06 | 13/21 | 62 | 13/21 | 62 | | | 3/6 | 50 | 7 | 7 | 14 | 2 | 2 | 1 | 10 | 7 | 34 | 29 | |
| 8 | LANG Katharina | 4.5 | 7 | 3:54:35 | 48/125 | 38 | 44/108 | 41 | 4/17 | 24 | 18/27 | 67 | 3 | 73 | 76 | 48 | 18 | 8 | 7 | 9 | 26 | 43 | 118 |
| 9 | FUERST Laura | 2.0 | 7 | 1:53:40 | 9/21 | 43 | 9/21 | 43 | | | 0/2 | 0 | 7 | 7 | 14 | 13 | 4 | 2 | 12 | 6 | 21 | 18 | |
| 10 | BERGENTHAL Lisa | 3.5 | 2 | 7:07 | 1/1 | 100 | 1/1 | 100 | | | | | | 2 | 2 | 1 | 2 | | | | 1 | 1 | 2 |
| 11 | LINDHOLM Maya | 2.5 | 7 | 1:13:36 | 11/23 | 48 | 11/23 | 48 | | | 2/2 | 100 | | 4 | 4 | 7 | 4 | 1 | | 11 | 2 | 24 | 24 |
| 12 | BREUER Annabel | 1.5 | 7 | 3:48:10 | 9/28 | 32 | 9/28 | 32 | | | 2/4 | 50 | 7 | 18 | 25 | 5 | 7 | 4 | 16 | 9 | 37 | 20 | |
| 13 | MAYER Svenja | 2.5 | 7 | 1:40:15 | 5/15 | 33 | 5/15 | 33 | | | 1/1 | 100 | 1 | 3 | 4 | 5 | 3 | 1 | 10 | 2 | 1 | 11 | |
| 14 | KNIPPELMEYER Lena | 4.5 | 7 | 28:50 | 2/9 | 22 | 2/9 | 22 | | | 2/3 | 67 | 5 | 2 | 7 | 3 | 1 | | 6 | 2 | -13 | 6 | |
| 15 | GROSS Barbara | 4.5 | 6 | 39:59 | 9/21 | 43 | 9/21 | 43 | | | | | | 5 | 5 | 3 | 3 | 1 | 1 | 3 | 1 | -3 | 18 |
| Team / Coach | | | | | | | | | | | | | | | | | | | | | | | |
| Totals | | | | | 167/414 | 40 | 159/378 | 42 | 8/36 | 22 | 56/93 | 60 | 61 | 206 | 267 | 134 | 75 | 32 | 11 | 117 | 112 | 45 | 398 |
| Opponents | | | | | 150/403 | 37 | 144/367 | 39 | 6/36 | 17 | 47/87 | 54 | 58 | 201 | 259 | 122 | 88 | 35 | 5 | 112 | 115 | -45 | 353 |

Team Totals

| | GER | Opponents |
|-----------------------|-------------------|------------------|
| Points from Turnovers | 76 | 58 |
| Points in the Paint | 240 (120/248) 48% | 178 (89/192) 46% |
| Second Chance Points | 51 | 35 |
| Fast Break Points | 14 | 28 |
| Bench Points | 76 | 72 |

Player Averages

| No. | Name | Sport Class | GP | MPG | Field Goals | | 2 Points | | 3 Points | | Free Throws | | Rebounds | | | AS | TO | ST | BS | PF | FD | +/- | PPG |
|------------------|----------------------|-------------|----|------|-------------|-----|-----------|-----|----------|----|-------------|-----|----------|------|------|------|------|-----|-----|------|------|------|------|
| | | | | | M/A | % | M/A | % | M/A | % | M/A | % | OR | DR | TOT | | | | | | | | |
| 4 | MILLER Mareike (C) | 4.5 | 7 | 35.6 | 8.0/19.7 | 41 | 7.4/17.0 | 44 | 0.6/2.7 | 21 | 4.0/6.3 | 64 | 3.1 | 8.1 | 11.3 | 6.7 | 2.7 | 1.9 | 0.3 | 3.1 | 7.6 | 8.9 | 20.6 |
| 5 | WELIN-RYKLIN Johanna | 2.0 | 1 | 8.2 | 0.0/1.0 | 0 | 0.0/1.0 | 0 | | | 0.0/2.0 | 0 | 1.0 | | 1.0 | | 1.0 | | 1.0 | 1.0 | 0.0 | 0.0 | |
| 6 | WEISS Catharina | 1.0 | 7 | 15.4 | 0.6/1.6 | 36 | 0.6/1.6 | 36 | | | 0.0/0.3 | 0 | 0.4 | 0.9 | 1.3 | | 0.4 | 0.1 | 0.1 | 2.3 | 0.3 | 2.6 | 1.1 |
| 7 | PATZWALD Anne | 1.0 | 7 | 29.7 | 1.9/3.0 | 62 | 1.9/3.0 | 62 | | | 0.4/0.9 | 50 | 1.0 | 1.0 | 2.0 | 0.3 | 0.3 | 0.1 | | 1.4 | 1.0 | 4.9 | 4.1 |
| 8 | LANG Katharina | 4.5 | 7 | 33.5 | 6.9/17.9 | 38 | 6.3/15.4 | 41 | 0.6/2.4 | 24 | 2.6/3.9 | 67 | 0.4 | 10.4 | 10.9 | 6.9 | 2.6 | 1.1 | 1.0 | 1.3 | 3.7 | 6.1 | 16.9 |
| 9 | FUERST Laura | 2.0 | 7 | 16.2 | 1.3/3.0 | 43 | 1.3/3.0 | 43 | | | 0.0/0.3 | 0 | 1.0 | 1.0 | 2.0 | 1.9 | 0.6 | 0.3 | | 1.7 | 0.9 | 3.0 | 2.6 |
| 10 | BERGENTHAL Lisa | 3.5 | 2 | 3.6 | 0.5/0.5 | 100 | 0.5/0.5 | 100 | | | | | | 1.0 | 1.0 | 0.5 | 1.0 | | | | 0.5 | 0.5 | 1.0 |
| 11 | LINDHOLM Maya | 2.5 | 7 | 10.5 | 1.6/3.3 | 48 | 1.6/3.3 | 48 | | | 0.3/0.3 | 100 | | 0.6 | 0.6 | 1.0 | 0.6 | 0.1 | | 1.6 | 0.3 | 3.4 | 3.4 |
| 12 | BREUER Annabel | 1.5 | 7 | 32.6 | 1.3/4.0 | 32 | 1.3/4.0 | 32 | | | 0.3/0.6 | 50 | 1.0 | 2.6 | 3.6 | 0.7 | 1.0 | 0.6 | | 2.3 | 1.3 | 5.3 | 2.9 |
| 13 | MAYER Svenja | 2.5 | 7 | 14.3 | 0.7/2.1 | 33 | 0.7/2.1 | 33 | | | 0.1/0.1 | 100 | 0.1 | 0.4 | 0.6 | 0.7 | 0.4 | 0.1 | | 1.4 | 0.3 | 0.1 | 1.6 |
| 14 | KNIPPELMEYER Lena | 4.5 | 7 | 4.1 | 0.3/1.3 | 22 | 0.3/1.3 | 22 | | | 0.3/0.4 | 67 | 0.7 | 0.3 | 1.0 | 0.4 | 0.1 | | | 0.9 | 0.3 | -1.9 | 0.9 |
| 15 | GROSS Barbara | 4.5 | 6 | 6.7 | 1.5/3.5 | 43 | 1.5/3.5 | 43 | | | | | | 0.8 | 0.8 | 0.5 | 0.5 | 0.2 | 0.2 | 0.5 | 0.2 | -0.5 | 3.0 |
| Team / Coach | | | | | | | | | | | | | | | | | | | | | | | |
| Totals | | | | | 23.9/59.1 | 40 | 22.7/54.0 | 42 | 1.1/5.1 | 22 | 8.0/13.3 | 60 | 8.7 | 29.4 | 38.1 | 19.1 | 10.7 | 4.6 | 1.6 | 16.7 | 16.0 | 6.4 | 56.9 |
| Opponents | | | | | 21.4/57.6 | 37 | 20.6/52.4 | 39 | 0.9/5.1 | 17 | 6.7/12.4 | 54 | 8.3 | 28.7 | 37.0 | 17.4 | 12.6 | 5.0 | 0.7 | 16.0 | 16.4 | -6.4 | 50.4 |

Team Averages

| | GER | Opponents |
|-----------------------|------|-----------|
| Points from Turnovers | 10.9 | 8.3 |
| Points in the Paint | 34.3 | 25.4 |
| Second Chance Points | 7.3 | 5.0 |
| Fast Break Points | 2.0 | 4.0 |
| Bench Points | 10.9 | 10.3 |



Cumulative Statistics

チームの累積統計

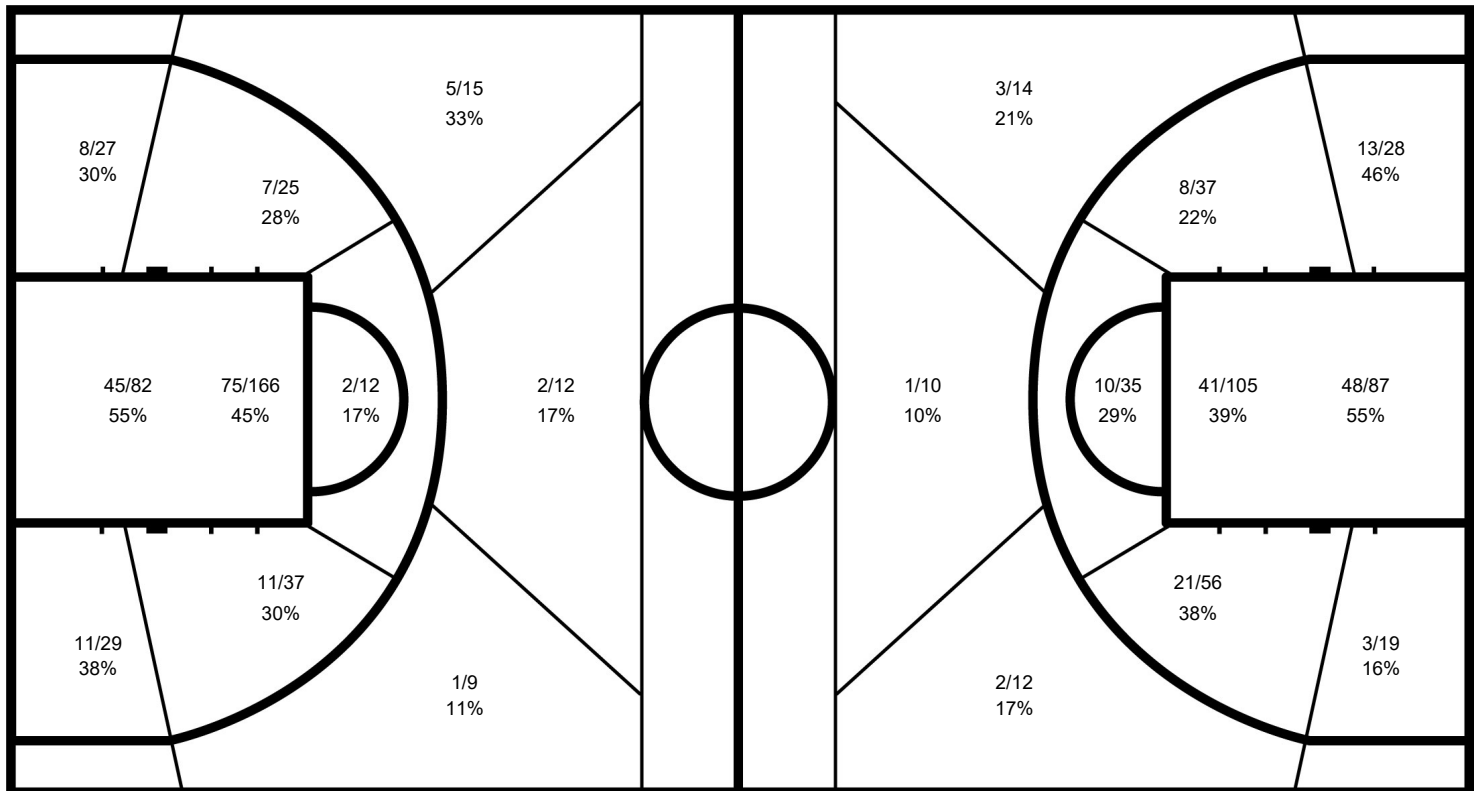
GER - Germany

After 7 games

| Phase | GER Played | Score | | Field Goals | | 2 Points | | 3 Points | | Free Throws | | Rebounds | | | AS | TO | ST | BS | PF | FD |
|---------------------------|------------|-------|------|-------------|----|----------|----|----------|----|-------------|----|----------|----|-----|----|----|----|----|----|----|
| | | | | M / A | % | M / A | % | M / A | % | M / A | % | OR | DR | TOT | | | | | | |
| Preliminary Round Group A | AUS | 77-58 | For | 33/58 | 57 | 33/58 | 57 | | | 11/19 | 58 | 6 | 24 | 30 | 28 | 9 | 8 | 1 | 15 | 15 |
| | | | Agn. | 25/51 | 49 | 24/48 | 50 | 1/3 | 33 | 7/15 | 47 | 5 | 22 | 27 | 20 | 19 | 5 | | 15 | 15 |
| Preliminary Round Group A | GBR | 53-35 | For | 24/66 | 36 | 24/63 | 38 | 0/3 | 0 | 5/6 | 83 | 14 | 39 | 53 | 20 | 11 | 4 | | 15 | 11 |
| | | | Agn. | 16/63 | 25 | 16/58 | 28 | 0/5 | 0 | 3/7 | 43 | 9 | 28 | 37 | 14 | 10 | 6 | | 11 | 15 |
| Preliminary Round Group A | CAN | 59-57 | For | 25/62 | 40 | 24/56 | 43 | 1/6 | 17 | 8/12 | 67 | 12 | 28 | 40 | 19 | 16 | 1 | 2 | 18 | 19 |
| | | | Agn. | 22/59 | 37 | 20/50 | 40 | 2/9 | 22 | 11/18 | 61 | 9 | 26 | 35 | 16 | 12 | 7 | | 20 | 18 |
| Preliminary Round Group A | JPN | 59-54 | For | 22/59 | 37 | 19/51 | 37 | 3/8 | 38 | 12/21 | 57 | 8 | 30 | 38 | 15 | 10 | 4 | 1 | 12 | 21 |
| | | | Agn. | 24/57 | 42 | 24/53 | 45 | 0/4 | 0 | 6/7 | 86 | 3 | 34 | 37 | 18 | 12 | 5 | 2 | 21 | 11 |
| Quarterfinal | ESP | 57-33 | For | 24/57 | 42 | 21/53 | 40 | 3/4 | 75 | 6/16 | 38 | 8 | 32 | 40 | 19 | 13 | 8 | 2 | 15 | 17 |
| | | | Agn. | 14/51 | 27 | 12/46 | 26 | 2/5 | 40 | 3/8 | 38 | 7 | 31 | 38 | 13 | 21 | 4 | 1 | 17 | 15 |
| Semifinal | NED | 42-52 | For | 18/57 | 32 | 17/49 | 35 | 1/8 | 13 | 5/7 | 71 | 9 | 29 | 38 | 15 | 10 | 5 | 2 | 19 | 14 |
| | | | Agn. | 23/67 | 34 | 23/62 | 37 | 0/5 | 0 | 6/11 | 55 | 18 | 29 | 47 | 18 | 8 | 4 | 2 | 13 | 19 |
| Bronze Medal Match | USA | 51-64 | For | 21/55 | 38 | 21/48 | 44 | 0/7 | 0 | 9/12 | 75 | 4 | 24 | 28 | 18 | 6 | 2 | 3 | 23 | 15 |
| | | | Agn. | 26/55 | 47 | 25/50 | 50 | 1/5 | 20 | 11/21 | 52 | 7 | 31 | 38 | 23 | 6 | 4 | | 15 | 22 |

GER - Germany

Opponents



GER

| | M / A | % |
|-------------|-----------|----|
| Field Goals | 167 / 414 | 40 |
| 2 Points | 159 / 378 | 42 |
| 3 Points | 8 / 36 | 22 |
| Free Throws | 56 / 93 | 60 |

Opponents

| % | M / A | |
|----|-----------|-------------|
| 37 | 150 / 403 | Field Goals |
| 39 | 144 / 367 | 2 Points |
| 17 | 6 / 36 | 3 Points |
| 54 | 47 / 87 | Free Throws |



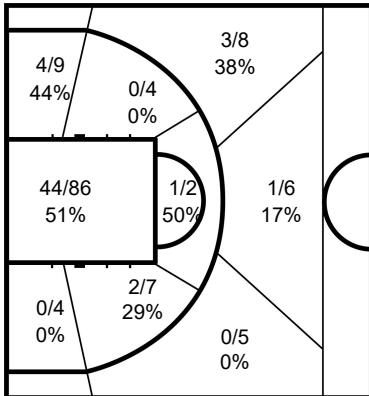
Cumulative Statistics

チームの累積統計

GER - Germany

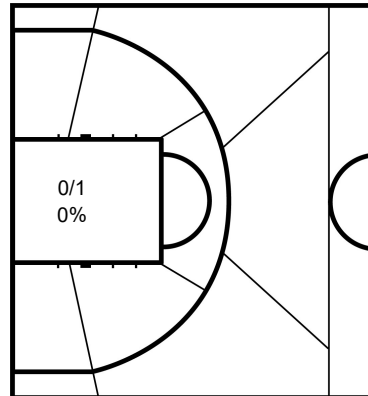
After 7 games

4 MILLER Mareike



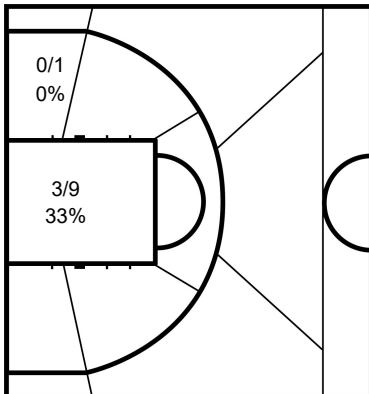
| | M / A | % |
|-------------|----------|----|
| Field Goals | 56 / 138 | 41 |
| 2 Points | 52 / 119 | 44 |
| 3 Points | 4 / 19 | 21 |
| Free Throws | 28 / 44 | 64 |

5 WELIN-RYKLIN Johanna



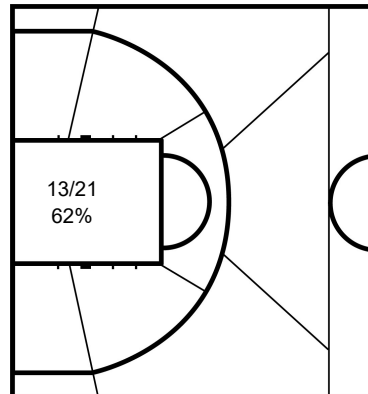
| | M / A | % |
|-------------|-------|---|
| Field Goals | 0 / 1 | 0 |
| 2 Points | 0 / 1 | 0 |
| 3 Points | | |
| Free Throws | 0 / 2 | 0 |

6 WEISS Catharina



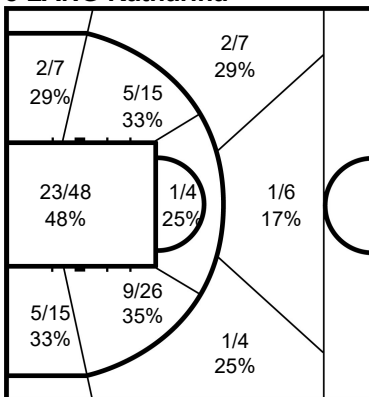
| | M / A | % |
|-------------|--------|----|
| Field Goals | 4 / 11 | 36 |
| 2 Points | 4 / 11 | 36 |
| 3 Points | | |
| Free Throws | 0 / 2 | 0 |

7 PATZWALD Anne



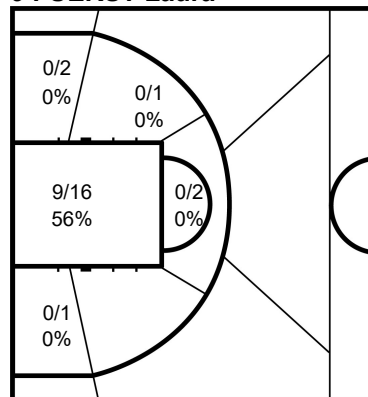
| | M / A | % |
|-------------|---------|----|
| Field Goals | 13 / 21 | 62 |
| 2 Points | 13 / 21 | 62 |
| 3 Points | | |
| Free Throws | 3 / 6 | 50 |

8 LANG Katharina



| | M / A | % |
|-------------|----------|----|
| Field Goals | 48 / 125 | 38 |
| 2 Points | 44 / 108 | 41 |
| 3 Points | 4 / 17 | 24 |
| Free Throws | 18 / 27 | 67 |

9 FUERST Laura



| | M / A | % |
|-------------|--------|----|
| Field Goals | 9 / 21 | 43 |
| 2 Points | 9 / 21 | 43 |
| 3 Points | | |
| Free Throws | 0 / 2 | 0 |



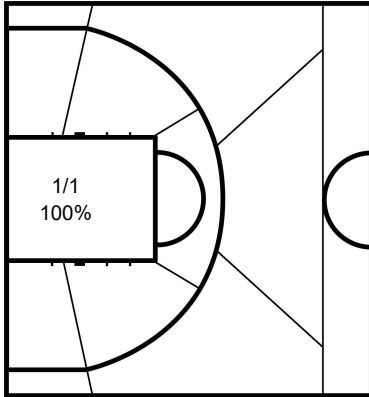
Cumulative Statistics

チームの累積統計

GER - Germany

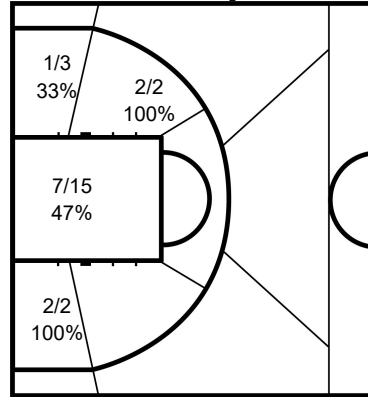
After 7 games

10 BERGENTHAL Lisa



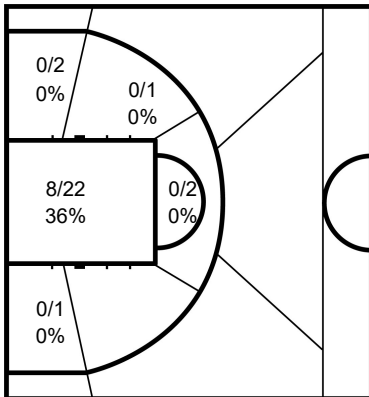
| | M / A | % |
|-------------|-------|-----|
| Field Goals | 1 / 1 | 100 |
| 2 Points | 1 / 1 | 100 |
| 3 Points | | |
| Free Throws | | |

11 LINDHOLM Maya



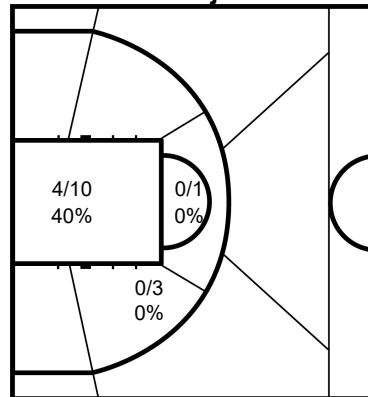
| | M / A | % |
|-------------|---------|-----|
| Field Goals | 11 / 23 | 48 |
| 2 Points | 11 / 23 | 48 |
| 3 Points | | |
| Free Throws | 2 / 2 | 100 |

12 BREUER Annabel



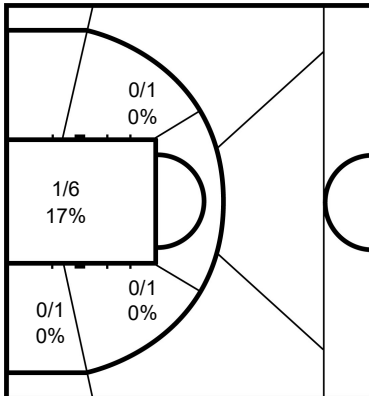
| | M / A | % |
|-------------|--------|----|
| Field Goals | 9 / 28 | 32 |
| 2 Points | 9 / 28 | 32 |
| 3 Points | | |
| Free Throws | 2 / 4 | 50 |

13 MAYER Svenja



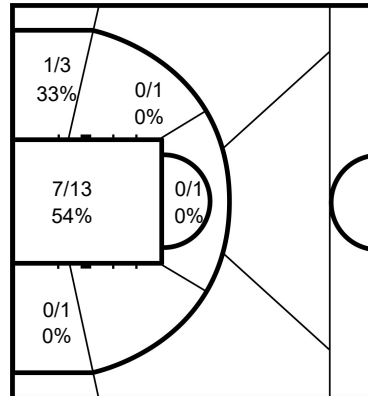
| | M / A | % |
|-------------|--------|-----|
| Field Goals | 5 / 15 | 33 |
| 2 Points | 5 / 15 | 33 |
| 3 Points | | |
| Free Throws | 1 / 1 | 100 |

14 KNIPPELMEYER Lena



| | M / A | % |
|-------------|-------|----|
| Field Goals | 2 / 9 | 22 |
| 2 Points | 2 / 9 | 22 |
| 3 Points | | |
| Free Throws | 2 / 3 | 67 |

15 GROSS Barbara



| | M / A | % |
|-------------|--------|----|
| Field Goals | 9 / 21 | 43 |
| 2 Points | 9 / 21 | 43 |
| 3 Points | | |
| Free Throws | | |

| Legend: | | | | | | | |
|---------|-------------------------|-----|--------------------|-----|--------------------|-------|-----------------|
| % | Shooting Percentage | (C) | Captain | +/- | Plus-Minus | Agn. | Against |
| BS | Blocked Shots | DR | Defensive Rebounds | FD | Fouls Drawn | GP | Games Played |
| MPG | Minutes Played per Game | No. | Uniform Number | OR | Offensive Rebounds | PF | Fouls |
| PTS | Points | ST | Steals | TO | Turnovers | TOT | Total Rebounds |
| | | | | | | AS | Assists |
| | | | | | | M / A | Made / Attempts |
| | | | | | | PPG | Points per Game |
| | | | | | | TP | Time Played |



Cumulative Statistics

チームの累積統計

CAN - Canada

After 6 games

Player Totals

| No. | Name | Sport Class | GP | TP | Field Goals | | 2 Points | | 3 Points | | Free Throws | | Rebounds | | | AS | TO | ST | BS | PF | FD | +/- | PTS |
|------------------|--------------------|-------------|----|---------|-------------|----|----------|----|----------|----|-------------|----|----------|-----|-----|-----|----|----|----|----|----|-----|-----|
| | | | | | M / A | % | M / A | % | M / A | % | M / A | % | OR | DR | TOT | | | | | | | | |
| 4 | LALONDE Rosalie | 3.0 | 6 | 2:28:48 | 27/52 | 52 | 27/50 | 54 | 0/2 | 0 | 14/21 | 67 | 8 | 8 | 16 | 20 | 6 | 10 | | 12 | 14 | 72 | 68 |
| 5 | TESSIER Elodie | 2.5 | 6 | 1:31:12 | 6/16 | 38 | 6/15 | 40 | 0/1 | 0 | | | 5 | 5 | 10 | 7 | 10 | 2 | | 9 | 4 | 14 | 12 |
| 6 | YOUNG Arinn | 4.5 | 6 | 2:25:18 | 29/74 | 39 | 27/63 | 43 | 2/11 | 18 | 10/17 | 59 | 3 | 45 | 48 | 37 | 8 | 5 | 3 | 9 | 16 | 51 | 70 |
| 7 | OUELLET Cindy (C) | 3.5 | 6 | 2:04:55 | 23/52 | 44 | 23/52 | 44 | | | 10/17 | 59 | 6 | 19 | 25 | 22 | 11 | 4 | 1 | 5 | 17 | 60 | 56 |
| 8 | STEEVES Tamara | 1.5 | 6 | 1:49:26 | 15/30 | 50 | 15/30 | 50 | | | 1/2 | 50 | 5 | 10 | 15 | 9 | 5 | 2 | | 10 | 2 | 44 | 31 |
| 9 | DUPLESSIS Danielle | 4.5 | 3 | 22:47 | 1/6 | 17 | 1/6 | 17 | | | 0/2 | 0 | | 7 | 7 | 3 | 5 | 1 | | 3 | 1 | 1 | 2 |
| 10 | LAI Puisand | 1.0 | 6 | 2:34:21 | 6/13 | 46 | 6/13 | 46 | | | | | 6 | 6 | 12 | 1 | 1 | 1 | | 5 | 2 | 66 | 12 |
| 11 | LLANES Tara | 1.5 | 6 | 1:46:05 | 7/11 | 64 | 7/11 | 64 | | | | | 2 | 12 | 14 | 3 | 5 | 3 | | 3 | 2 | 39 | 14 |
| 12 | BERUBE Sandrine | 4.5 | 3 | 23:04 | 3/7 | 43 | 3/7 | 43 | | | 1/2 | 50 | 1 | 5 | 6 | 4 | 2 | | | 1 | 1 | 1 | 7 |
| 13 | DANDENEAU Kathleen | 4.5 | 6 | 2:43:56 | 46/98 | 47 | 37/71 | 52 | 9/27 | 33 | 10/17 | 59 | 13 | 54 | 67 | 32 | 15 | 8 | 1 | 16 | 16 | 59 | 111 |
| 15 | HAWTIN Melanie | 1.0 | 6 | 1:50:08 | 0/1 | 0 | 0/1 | 0 | | | | | | 3 | 3 | 3 | | | | 7 | | 23 | |
| Team / Coach | | | | | | | | | | | | | 8 | 21 | 29 | | 6 | | | | | | |
| Totals | | | | | 163/360 | 45 | 152/319 | 48 | 11/41 | 27 | 46/78 | 59 | 57 | 195 | 252 | 138 | 77 | 36 | 5 | 81 | 75 | 86 | 383 |
| Opponents | | | | | 132/384 | 34 | 128/360 | 36 | 4/24 | 17 | 29/45 | 64 | 55 | 147 | 202 | 111 | 70 | 27 | 6 | 75 | 81 | -86 | 297 |

Team Totals

| | CAN | Opponents |
|-----------------------|-------------------|------------------|
| Points from Turnovers | 73 | 53 |
| Points in the Paint | 234 (117/230) 51% | 160 (80/178) 45% |
| Second Chance Points | 50 | 42 |
| Fast Break Points | 52 | 38 |
| Bench Points | 149 | 87 |

Player Averages

| No. | Name | Sport Class | GP | MPG | Field Goals | | 2 Points | | 3 Points | | Free Throws | | Rebounds | | | AS | TO | ST | BS | PF | FD | +/- | PPG |
|------------------|--------------------|-------------|----|------|-------------|----|-----------|----|----------|----|-------------|----|----------|------|------|------|------|-----|-----|------|------|-------|------|
| | | | | | M / A | % | M / A | % | M / A | % | M / A | % | OR | DR | TOT | | | | | | | | |
| 4 | LALONDE Rosalie | 3.0 | 6 | 24.8 | 4.5/8.7 | 52 | 4.5/8.3 | 54 | 0.0/0.3 | 0 | 2.3/3.5 | 67 | 1.3 | 1.3 | 2.7 | 3.3 | 1.0 | 1.7 | | 2.0 | 2.3 | 12.0 | 11.3 |
| 5 | TESSIER Elodie | 2.5 | 6 | 15.2 | 1.0/2.7 | 38 | 1.0/2.5 | 40 | 0.0/0.2 | 0 | | | 0.8 | 0.8 | 1.7 | 1.2 | 1.7 | 0.3 | | 1.5 | 0.7 | 2.3 | 2.0 |
| 6 | YOUNG Arinn | 4.5 | 6 | 24.2 | 4.8/12.3 | 39 | 4.5/10.5 | 43 | 0.3/1.8 | 18 | 1.7/2.8 | 59 | 0.5 | 7.5 | 8.0 | 6.2 | 1.3 | 0.8 | 0.5 | 1.5 | 2.7 | 8.5 | 11.7 |
| 7 | OUELLET Cindy (C) | 3.5 | 6 | 20.8 | 3.8/8.7 | 44 | 3.8/8.7 | 44 | | | 1.7/2.8 | 59 | 1.0 | 3.2 | 4.2 | 3.7 | 1.8 | 0.7 | 0.2 | 0.8 | 2.8 | 10.0 | 9.3 |
| 8 | STEEVES Tamara | 1.5 | 6 | 18.2 | 2.5/5.0 | 50 | 2.5/5.0 | 50 | | | 0.2/0.3 | 50 | 0.8 | 1.7 | 2.5 | 1.5 | 0.8 | 0.3 | | 1.7 | 0.3 | 7.3 | 5.2 |
| 9 | DUPLESSIS Danielle | 4.5 | 3 | 7.6 | 0.3/2.0 | 17 | 0.3/2.0 | 17 | | | 0.0/0.7 | 0 | | 2.3 | 2.3 | 1.0 | 1.7 | 0.3 | | 1.0 | 0.3 | 0.3 | 0.7 |
| 10 | LAI Puisand | 1.0 | 6 | 25.7 | 1.0/2.2 | 46 | 1.0/2.2 | 46 | | | | | 1.0 | 1.0 | 2.0 | 0.2 | 0.2 | 0.2 | | 0.8 | 0.3 | 11.0 | 2.0 |
| 11 | LLANES Tara | 1.5 | 6 | 17.7 | 1.2/1.8 | 64 | 1.2/1.8 | 64 | | | | | 0.3 | 2.0 | 2.3 | 0.5 | 0.8 | 0.5 | | 0.5 | 0.3 | 6.5 | 2.3 |
| 12 | BERUBE Sandrine | 4.5 | 3 | 7.7 | 1.0/2.3 | 43 | 1.0/2.3 | 43 | | | 0.3/0.7 | 50 | 0.3 | 1.7 | 2.0 | 1.3 | 0.7 | | | 0.3 | 0.3 | 0.3 | 2.3 |
| 13 | DANDENEAU Kathleen | 4.5 | 6 | 27.3 | 7.7/16.3 | 47 | 6.2/11.8 | 52 | 1.5/4.5 | 33 | 1.7/2.8 | 59 | 2.2 | 9.0 | 11.2 | 5.3 | 2.5 | 1.3 | 0.2 | 2.7 | 2.7 | 9.8 | 18.5 |
| 15 | HAWTIN Melanie | 1.0 | 6 | 18.4 | 0.0/0.2 | 0 | 0.0/0.2 | 0 | | | | | | 0.5 | 0.5 | | 0.5 | | | 1.2 | | 3.8 | |
| Team / Coach | | | | | | | | | | | | | 1.3 | 3.5 | 4.8 | | 1.0 | | | 1 | | | |
| Totals | | | | | 27.2/60.0 | 45 | 25.3/53.2 | 48 | 1.8/6.8 | 27 | 7.7/13.0 | 59 | 9.5 | 32.5 | 42.0 | 23.0 | 12.8 | 6.0 | 0.8 | 13.5 | 12.5 | 14.3 | 63.8 |
| Opponents | | | | | 22.0/64.0 | 34 | 21.3/60.0 | 36 | 0.7/4.0 | 17 | 4.8/7.5 | 64 | 9.2 | 24.5 | 33.7 | 18.5 | 11.7 | 4.5 | 1.0 | 12.5 | 13.5 | -14.3 | 49.5 |

Team Averages

| | CAN | Opponents |
|-----------------------|------|-----------|
| Points from Turnovers | 12.2 | 8.8 |
| Points in the Paint | 39.0 | 26.7 |
| Second Chance Points | 8.3 | 7.0 |
| Fast Break Points | 8.7 | 6.3 |
| Bench Points | 24.8 | 14.5 |



Cumulative Statistics

チームの累積統計

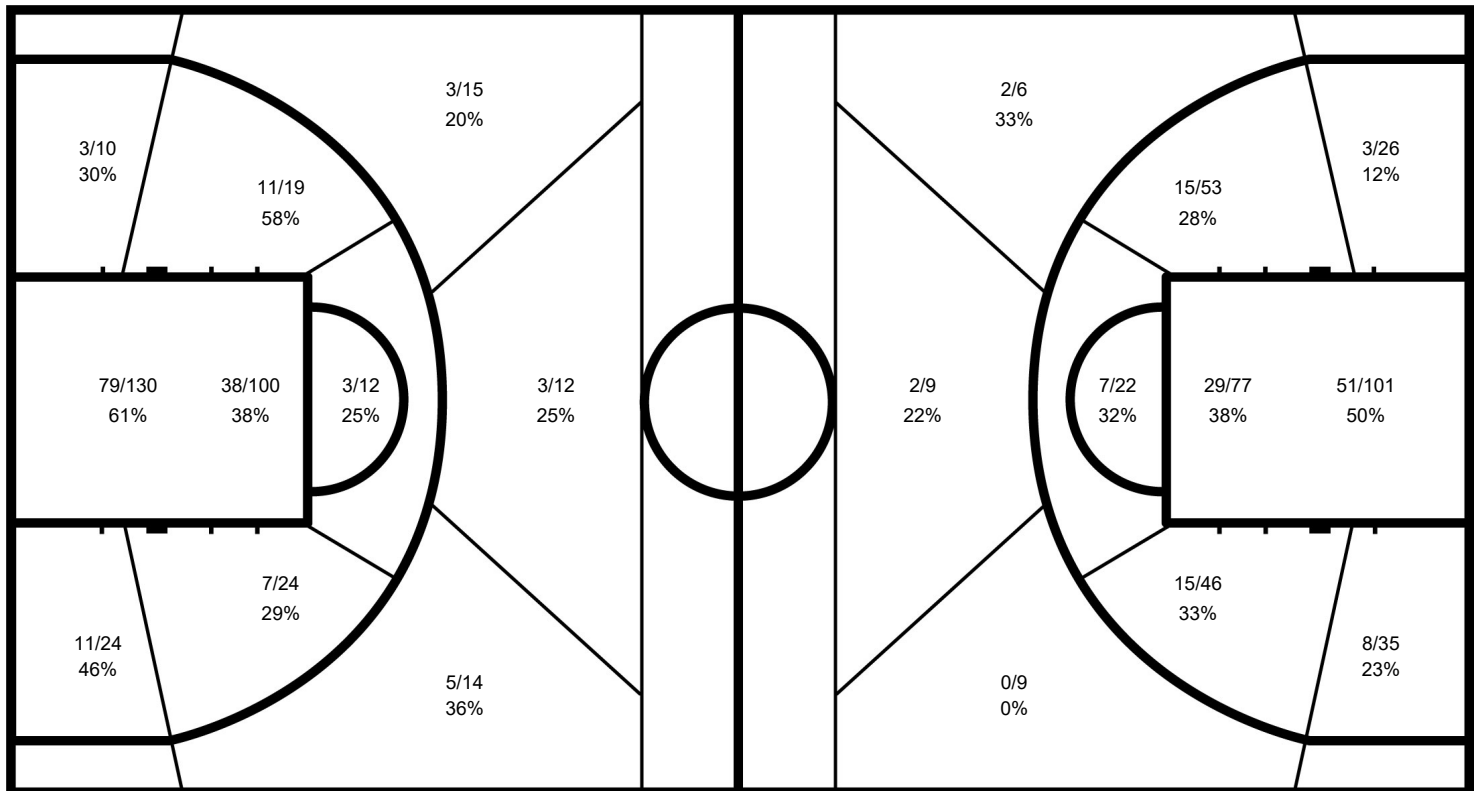
CAN - Canada

After 6 games

| Phase | CAN Played | Score | | Field Goals | | 2 Points | | 3 Points | | Free Throws | | Rebounds | | | AS | TO | ST | BS | PF | FD |
|----------------------------|------------|-------|------|-------------|----|----------|----|----------|----|-------------|----|----------|----|-----|----|----|----|----|----|----|
| | | | | M / A | % | M / A | % | M / A | % | M / A | % | OR | DR | TOT | | | | | | |
| Preliminary Round Group A | GBR | 73-54 | For | 29/62 | 47 | 28/54 | 52 | 1/8 | 13 | 14/22 | 64 | 13 | 29 | 42 | 26 | 9 | 8 | 1 | 11 | 15 |
| | | | Agn. | 26/71 | 37 | 26/68 | 38 | 0/3 | 0 | 2/3 | 67 | 15 | 24 | 39 | 22 | 12 | | | | 15 |
| Preliminary Round Group A | JPN | 61-35 | For | 27/67 | 40 | 23/58 | 40 | 4/9 | 44 | 3/4 | 75 | 13 | 36 | 49 | 21 | 12 | 6 | 2 | 13 | 12 |
| | | | Agn. | 16/62 | 26 | 16/57 | 28 | 0/5 | 0 | 3/4 | 75 | 9 | 27 | 36 | 12 | 14 | 1 | | 12 | 14 |
| Preliminary Round Group A | GER | 57-59 | For | 22/59 | 37 | 20/50 | 40 | 2/9 | 22 | 11/18 | 61 | 9 | 26 | 35 | 16 | 12 | 7 | | 20 | 18 |
| | | | Agn. | 25/62 | 40 | 24/56 | 43 | 1/6 | 17 | 8/12 | 67 | 12 | 28 | 40 | 19 | 16 | 1 | 2 | 18 | 19 |
| Preliminary Round Group A | AUS | 76-37 | For | 35/61 | 57 | 33/56 | 59 | 2/5 | 40 | 4/9 | 44 | 10 | 40 | 50 | 26 | 16 | 4 | | 8 | 11 |
| | | | Agn. | 17/58 | 29 | 16/55 | 29 | 1/3 | 33 | 2/6 | 33 | 3 | 15 | 18 | 15 | 11 | 9 | 1 | 11 | 8 |
| Quarterfinal | USA | 48-63 | For | 18/53 | 34 | 18/47 | 38 | 0/6 | 0 | 12/20 | 60 | 6 | 25 | 31 | 22 | 6 | 3 | 1 | 16 | 13 |
| | | | Agn. | 27/63 | 43 | 27/63 | 43 | | | 9/12 | 75 | 10 | 31 | 41 | 25 | 5 | 3 | 1 | 13 | 16 |
| Classification Playoff 5/6 | JPN | 68-49 | For | 32/58 | 55 | 30/54 | 56 | 2/4 | 50 | 2/5 | 40 | 6 | 39 | 45 | 27 | 22 | 8 | 1 | 13 | 6 |
| | | | Agn. | 21/68 | 31 | 19/61 | 31 | 2/7 | 29 | 5/8 | 63 | 6 | 22 | 28 | 18 | 12 | 13 | 2 | 6 | 13 |

CAN - Canada

Opponents



CAN

| | M / A | % |
|-------------|-----------|----|
| Field Goals | 163 / 360 | 45 |
| 2 Points | 152 / 319 | 48 |
| 3 Points | 11 / 41 | 27 |
| Free Throws | 46 / 78 | 59 |

Opponents

| % | M / A | |
|----|-----------|-------------|
| 34 | 132 / 384 | Field Goals |
| 36 | 128 / 360 | 2 Points |
| 17 | 4 / 24 | 3 Points |
| 64 | 29 / 45 | Free Throws |



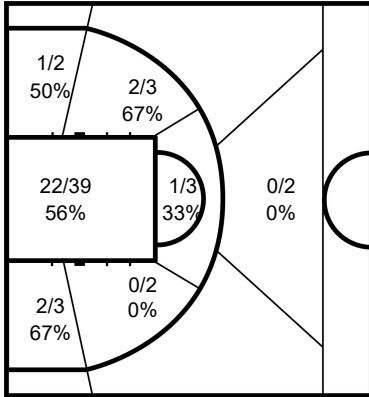
Cumulative Statistics

チームの累積統計

CAN - Canada

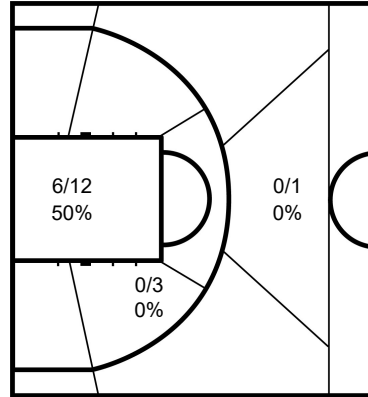
After 6 games

4 LALONDE Rosalie



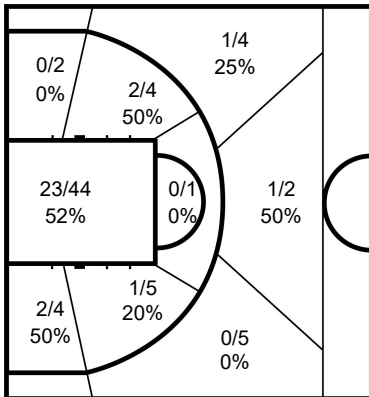
| | M / A | % |
|-------------|---------|----|
| Field Goals | 27 / 52 | 52 |
| 2 Points | 27 / 50 | 54 |
| 3 Points | 0 / 2 | 0 |
| Free Throws | 14 / 21 | 67 |

5 TESSIER Elodie



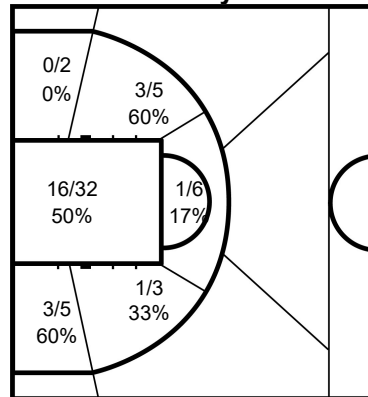
| | M / A | % |
|-------------|--------|----|
| Field Goals | 6 / 16 | 38 |
| 2 Points | 6 / 15 | 40 |
| 3 Points | 0 / 1 | 0 |
| Free Throws | | |

6 YOUNG Arinn



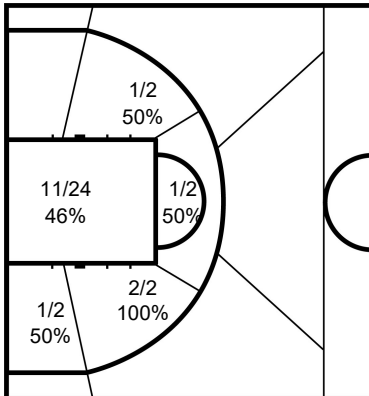
| | M / A | % |
|-------------|---------|----|
| Field Goals | 29 / 74 | 39 |
| 2 Points | 27 / 63 | 43 |
| 3 Points | 2 / 11 | 18 |
| Free Throws | 10 / 17 | 59 |

7 OUELLET Cindy



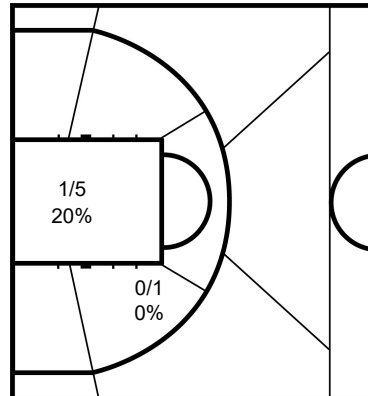
| | M / A | % |
|-------------|---------|----|
| Field Goals | 23 / 52 | 44 |
| 2 Points | 23 / 52 | 44 |
| 3 Points | | |
| Free Throws | 10 / 17 | 59 |

8 STEEVES Tamara



| | M / A | % |
|-------------|---------|----|
| Field Goals | 15 / 30 | 50 |
| 2 Points | 15 / 30 | 50 |
| 3 Points | | |
| Free Throws | 1 / 2 | 50 |

9 DUPLESSIS Danielle



| | M / A | % |
|-------------|-------|----|
| Field Goals | 1 / 6 | 17 |
| 2 Points | 1 / 6 | 17 |
| 3 Points | | |
| Free Throws | 0 / 2 | 0 |



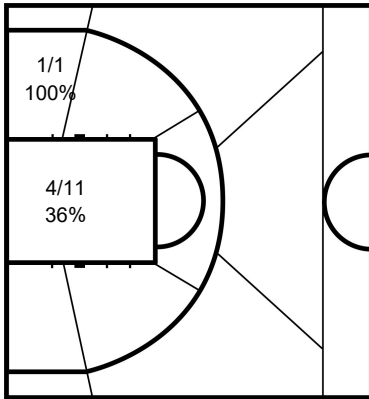
Cumulative Statistics

チームの累積統計

CAN - Canada

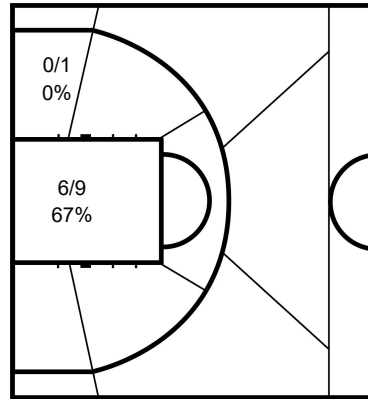
After 6 games

10 LAI Puisand



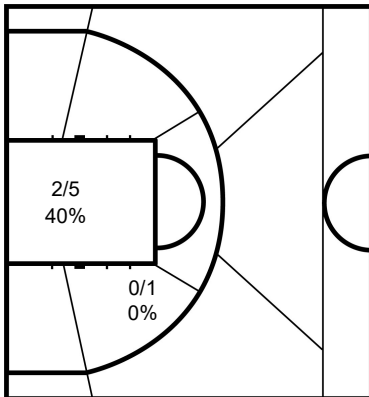
| | M / A | % |
|-------------|--------|----|
| Field Goals | 6 / 13 | 46 |
| 2 Points | 6 / 13 | 46 |
| 3 Points | | |
| Free Throws | | |

11 LLANES Tara



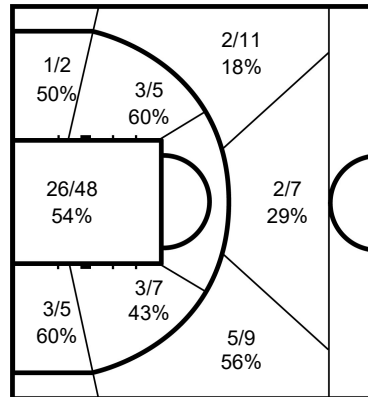
| | M / A | % |
|-------------|--------|----|
| Field Goals | 7 / 11 | 64 |
| 2 Points | 7 / 11 | 64 |
| 3 Points | | |
| Free Throws | | |

12 BERUBE Sandrine



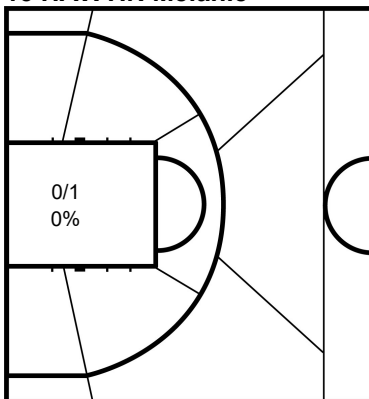
| | M / A | % |
|-------------|-------|----|
| Field Goals | 3 / 7 | 43 |
| 2 Points | 3 / 7 | 43 |
| 3 Points | | |
| Free Throws | 1 / 2 | 50 |

13 DANDENEAU Kathleen



| | M / A | % |
|-------------|---------|----|
| Field Goals | 46 / 98 | 47 |
| 2 Points | 37 / 71 | 52 |
| 3 Points | 9 / 27 | 33 |
| Free Throws | 10 / 17 | 59 |

15 HAWTIN Melanie



| | M / A | % |
|-------------|-------|---|
| Field Goals | 0 / 1 | 0 |
| 2 Points | 0 / 1 | 0 |
| 3 Points | | |
| Free Throws | | |

Legend:

| | | | | | | | | | |
|-----|-------------------------|-----|--------------------|-----|--------------------|------|----------------|-------|-----------------|
| % | Shooting Percentage | (C) | Captain | +/- | Plus-Minus | Agn. | Against | AS | Assists |
| BS | Blocked Shots | DR | Defensive Rebounds | FD | Fouls Drawn | GP | Games Played | M / A | Made / Attempts |
| MPG | Minutes Played per Game | No. | Uniform Number | OR | Offensive Rebounds | PF | Fouls | PPG | Points per Game |
| PTS | Points | ST | Steals | TO | Turnovers | TOT | Total Rebounds | TP | Time Played |



Cumulative Statistics

チームの累積統計

JPN - Japan

After 6 games

Player Totals

| No. | Name | Sport Class | GP | TP | Field Goals | | 2 Points | | 3 Points | | Free Throws | | Rebounds | | | AS | TO | ST | BS | PF | FD | +/- | PTS | | | | |
|------------------|------------------|-------------|----|---------|-------------|----|----------|----|----------|----|-------------|-----|----------|-----|-----|-----|----|----|----|----|----|-----|-----|----|--|--|--|
| | | | | | M / A | % | M / A | % | M / A | % | M / A | % | OR | DR | TOT | | | | | | | | | | | | |
| 2 | ZAIMA Izumi | 1.0 | 6 | 1:09:11 | 0/1 | 0 | 0/1 | 0 | | | 0/2 | 0 | 1 | 1 | 1 | | | | | 6 | 1 | -26 | | | | | |
| 4 | YANAGIMOTO Amane | 2.5 | 6 | 2:04:40 | 14/42 | 33 | 13/38 | 34 | 1/4 | 25 | 3/6 | 50 | 4 | 7 | 11 | 2 | 5 | 4 | | 8 | 11 | -42 | 32 | | | | |
| 5 | HIRAI Miki | 2.5 | 6 | 13:18 | 1/3 | 33 | 1/3 | 33 | | | | | 2 | 1 | 3 | | 2 | | | | 2 | 1 | 2 | | | | |
| 7 | TSUCHIDA Mayumi | 4.0 | 6 | 48:40 | 11/25 | 44 | 11/25 | 44 | | | 3/3 | 100 | 2 | 8 | 10 | 6 | 6 | 3 | | 5 | 5 | -2 | 25 | | | | |
| 10 | HAGINO Mayo | 1.5 | 6 | 3:33:20 | 16/47 | 34 | 16/41 | 39 | 0/6 | 0 | 1/2 | 50 | 3 | 15 | 18 | 19 | 10 | 7 | 2 | 13 | 10 | -69 | 33 | | | | |
| 12 | FUJII Ikumi (C) | 4.0 | 6 | 2:18:14 | 28/66 | 42 | 28/66 | 42 | | | 5/6 | 83 | 6 | 31 | 37 | 25 | 7 | 6 | | 4 | 8 | -57 | 61 | | | | |
| 14 | SHIMIZU Chinami | 3.0 | 6 | 47:06 | 4/11 | 36 | 4/11 | 36 | | | | | 3 | 5 | 8 | 1 | 2 | | | 4 | | -14 | 8 | | | | |
| 15 | AMIMOTO Mari | 4.5 | 6 | 2:34:49 | 16/60 | 27 | 16/56 | 29 | 0/4 | 0 | 6/10 | 60 | 4 | 36 | 40 | 33 | 21 | 5 | | 10 | 13 | -51 | 38 | | | | |
| 18 | KITADA Chihiro | 4.5 | 6 | 2:18:17 | 28/89 | 31 | 26/76 | 34 | 2/13 | 15 | 5/9 | 56 | 3 | 34 | 37 | 14 | 10 | 11 | 2 | 9 | 11 | -42 | 63 | | | | |
| 19 | KITAMA Yui | 1.0 | 6 | 2:36:30 | 1/7 | 14 | 1/7 | 14 | | | | | 4 | 7 | 11 | 1 | 2 | 2 | | 7 | 4 | -49 | 2 | | | | |
| 22 | YASUO Emi | 2.0 | 6 | 40:59 | 2/3 | 67 | 2/3 | 67 | | | | | 1 | 1 | 2 | 4 | 2 | | | 5 | 2 | -8 | 4 | | | | |
| 88 | ODAJIMA Rie | 2.5 | 6 | 54:56 | 10/26 | 38 | 9/23 | 39 | 1/3 | 33 | | | 2 | 7 | 9 | 3 | | 3 | | 2 | | -21 | 21 | | | | |
| Team / Coach | | | | | | | | | | | | | | | | | | 13 | 10 | 23 | | | | 12 | | | |
| Totals | | | | | 131/380 | 34 | 127/350 | 36 | 4/30 | 13 | 23/38 | 61 | 47 | 163 | 210 | 109 | 79 | 41 | 4 | 73 | 67 | -76 | 289 | | | | |
| Opponents | | | | | 166/383 | 43 | 157/357 | 44 | 9/26 | 35 | 24/48 | 50 | 64 | 202 | 266 | 122 | 89 | 34 | 8 | 67 | 75 | 76 | 365 | | | | |

Team Totals

| | JPN | Opponents |
|-----------------------|------------------|-------------------|
| Points from Turnovers | 73 | 78 |
| Points in the Paint | 134 (67/153) 44% | 248 (124/237) 52% |
| Second Chance Points | 28 | 43 |
| Fast Break Points | 49 | 56 |
| Bench Points | 123 | 80 |

Player Averages

| No. | Name | Sport Class | GP | MPG | Field Goals | | 2 Points | | 3 Points | | Free Throws | | Rebounds | | | AS | TO | ST | BS | PF | FD | +/- | PPG | | | | |
|------------------|------------------|-------------|----|------|-------------|----|-----------|----|----------|----|-------------|-----|----------|------|------|------|------|-----|-----|------|------|-------|------|-----|--|--|--|
| | | | | | M / A | % | M / A | % | M / A | % | M / A | % | OR | DR | TOT | | | | | | | | | | | | |
| 2 | ZAIMA Izumi | 1.0 | 6 | 11.5 | 0.0/0.2 | 0 | 0.0/0.2 | 0 | | | 0.0/0.3 | 0 | 0.2 | 0.2 | 0.2 | | | | | 1.0 | 0.2 | -4.3 | | | | | |
| 4 | YANAGIMOTO Amane | 2.5 | 6 | 20.8 | 2.3/7.0 | 33 | 2.2/6.3 | 34 | 0.2/0.7 | 25 | 0.5/1.0 | 50 | 0.7 | 1.2 | 1.8 | 0.3 | 0.8 | 0.7 | | 1.3 | 1.8 | -7.0 | 5.3 | | | | |
| 5 | HIRAI Miki | 2.5 | 6 | 2.2 | 0.2/0.5 | 33 | 0.2/0.5 | 33 | | | | | 0.3 | 0.2 | 0.5 | | 0.3 | | | | 0.3 | 0.2 | 0.3 | | | | |
| 7 | TSUCHIDA Mayumi | 4.0 | 6 | 8.1 | 1.8/4.2 | 44 | 1.8/4.2 | 44 | | | 0.5/0.5 | 100 | 0.3 | 1.3 | 1.7 | 1.0 | 1.0 | 0.5 | | 0.8 | 0.8 | -0.3 | 4.2 | | | | |
| 10 | HAGINO Mayo | 1.5 | 6 | 35.6 | 2.7/7.8 | 34 | 2.7/6.8 | 39 | 0.0/1.0 | 0 | 0.2/0.3 | 50 | 0.5 | 2.5 | 3.0 | 3.2 | 1.7 | 1.2 | 0.3 | 2.2 | 1.7 | -11.5 | 5.5 | | | | |
| 12 | FUJII Ikumi (C) | 4.0 | 6 | 23.0 | 4.7/11.0 | 42 | 4.7/11.0 | 42 | | | 0.8/1.0 | 83 | 1.0 | 5.2 | 6.2 | 4.2 | 1.2 | 1.0 | | 0.7 | 1.3 | -9.5 | 10.2 | | | | |
| 14 | SHIMIZU Chinami | 3.0 | 6 | 7.9 | 0.7/1.8 | 36 | 0.7/1.8 | 36 | | | | | 0.5 | 0.8 | 1.3 | 0.2 | 0.3 | | | 0.7 | | -2.3 | 1.3 | | | | |
| 15 | AMIMOTO Mari | 4.5 | 6 | 25.8 | 2.7/10.0 | 27 | 2.7/9.3 | 29 | 0.0/0.7 | 0 | 1.0/1.7 | 60 | 0.7 | 6.0 | 6.7 | 5.5 | 3.5 | 0.8 | | 1.7 | 2.2 | -8.5 | 6.3 | | | | |
| 18 | KITADA Chihiro | 4.5 | 6 | 23.0 | 4.7/14.8 | 31 | 4.3/12.7 | 34 | 0.3/2.2 | 15 | 0.8/1.5 | 56 | 0.5 | 5.7 | 6.2 | 2.3 | 1.7 | 1.8 | 0.3 | 1.5 | 1.8 | -7.0 | 10.5 | | | | |
| 19 | KITAMA Yui | 1.0 | 6 | 26.1 | 0.2/1.2 | 14 | 0.2/1.2 | 14 | | | | | 0.7 | 1.2 | 1.8 | 0.2 | 0.3 | 0.3 | | 1.2 | 0.7 | -8.2 | 0.3 | | | | |
| 22 | YASUO Emi | 2.0 | 6 | 6.8 | 0.3/0.5 | 67 | 0.3/0.5 | 67 | | | | | 0.2 | 0.2 | 0.3 | 0.7 | 0.3 | | | 0.8 | 0.3 | -1.3 | 0.7 | | | | |
| 88 | ODAJIMA Rie | 2.5 | 6 | 9.2 | 1.7/4.3 | 38 | 1.5/3.8 | 39 | 0.2/0.5 | 33 | | | 0.3 | 1.2 | 1.5 | 0.5 | | 0.5 | | 0.3 | | -3.5 | 3.5 | | | | |
| Team / Coach | | | | | | | | | | | | | | | | | | 2.2 | 1.7 | 3.8 | | | | 2.0 | | | |
| Totals | | | | | 21.8/63.3 | 34 | 21.2/58.3 | 36 | 0.7/5.0 | 13 | 3.8/6.3 | 61 | 7.8 | 27.2 | 35.0 | 18.2 | 13.2 | 6.8 | 0.7 | 12.2 | 11.2 | -12.7 | 48.2 | | | | |
| Opponents | | | | | 27.7/63.8 | 43 | 26.2/59.5 | 44 | 1.5/4.3 | 35 | 4.0/8.0 | 50 | 10.7 | 33.7 | 44.3 | 20.3 | 14.8 | 5.7 | 1.3 | 11.2 | 12.5 | 12.7 | 60.8 | | | | |

Team Averages

| | JPN | Opponents |
|-----------------------|------|-----------|
| Points from Turnovers | 12.2 | 13.0 |
| Points in the Paint | 22.3 | 41.3 |
| Second Chance Points | 4.7 | 7.2 |
| Fast Break Points | 8.2 | 9.3 |
| Bench Points | 20.5 | 13.3 |



Cumulative Statistics

チームの累積統計

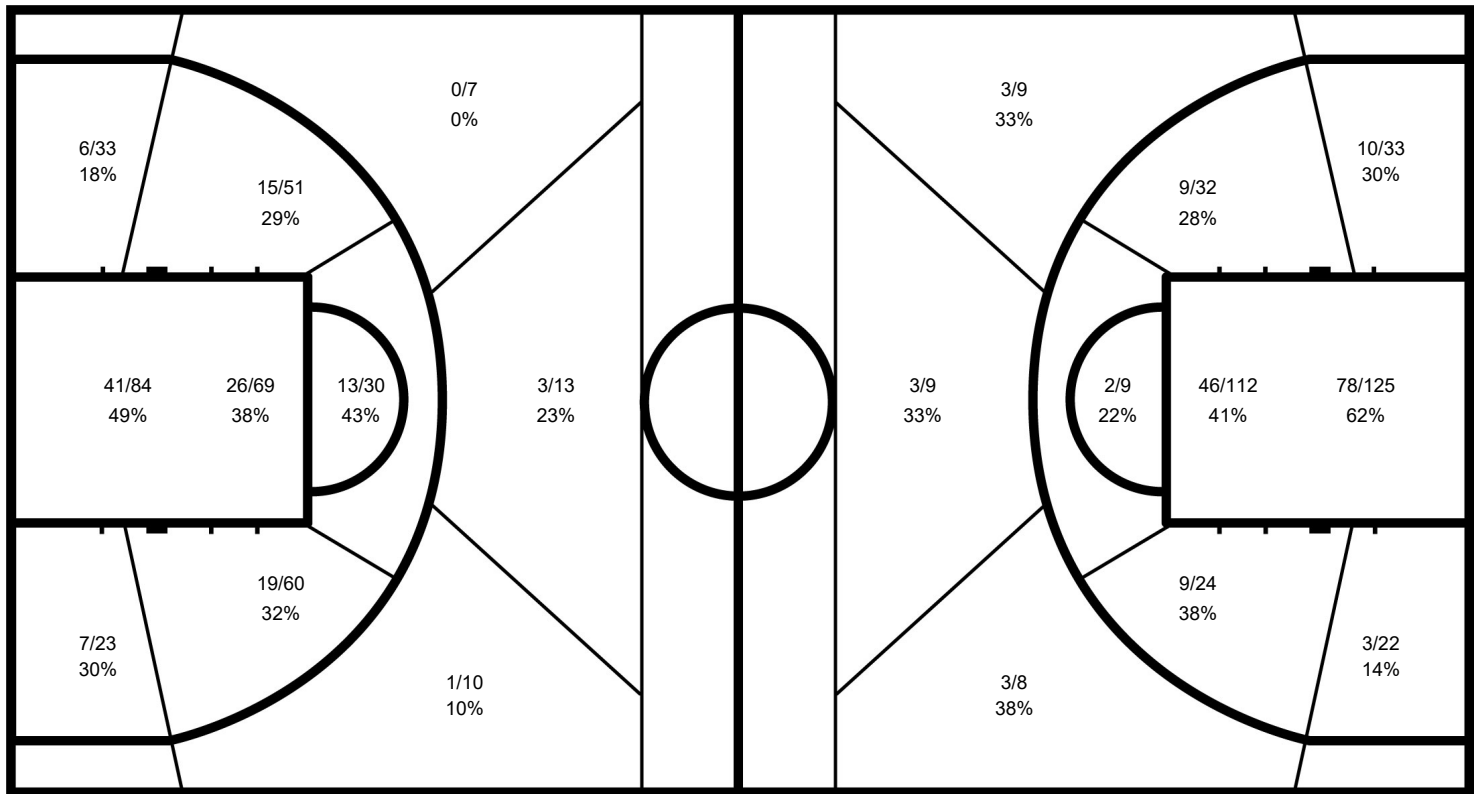
JPN - Japan

After 6 games

| Phase | JPN Played | Score | | Field Goals | | 2 Points | | 3 Points | | Free Throws | | Rebounds | | | AS | TO | ST | BS | PF | FD |
|----------------------------|------------|-------|------|-------------|----|----------|----|----------|----|-------------|----|----------|----|-----|----|----|----|----|----|----|
| | | | | M / A | % | M / A | % | M / A | % | M / A | % | OR | DR | TOT | | | | | | |
| Preliminary Round Group A | AUS | 73-47 | For | 35/71 | 49 | 35/69 | 51 | 0/2 | 0 | 3/6 | 50 | 10 | 30 | 40 | 31 | 14 | 11 | | 14 | 11 |
| | | | Agn. | 22/60 | 37 | 22/60 | 37 | | | 3/9 | 33 | 11 | 27 | 38 | 14 | 24 | 7 | 1 | 11 | 15 |
| Preliminary Round Group A | GBR | 54-48 | For | 24/54 | 44 | 23/51 | 45 | 1/3 | 33 | 5/9 | 56 | 5 | 35 | 40 | 22 | 18 | 7 | | 11 | 13 |
| | | | Agn. | 23/65 | 35 | 23/61 | 38 | 0/4 | 0 | 2/6 | 33 | 8 | 26 | 34 | 15 | 11 | 6 | | 13 | 11 |
| Preliminary Round Group A | CAN | 35-61 | For | 16/62 | 26 | 16/57 | 28 | 0/5 | 0 | 3/4 | 75 | 9 | 27 | 36 | 12 | 14 | 1 | | 12 | 14 |
| | | | Agn. | 27/67 | 40 | 23/58 | 40 | 4/9 | 44 | 3/4 | 75 | 13 | 36 | 49 | 21 | 12 | 6 | 2 | 13 | 12 |
| Preliminary Round Group A | GER | 54-59 | For | 24/57 | 42 | 24/53 | 45 | 0/4 | 0 | 6/7 | 86 | 3 | 34 | 37 | 18 | 12 | 5 | 2 | 21 | 11 |
| | | | Agn. | 22/59 | 37 | 19/51 | 37 | 3/8 | 38 | 12/21 | 57 | 8 | 30 | 38 | 15 | 10 | 4 | 1 | 12 | 21 |
| Quarterfinal | NED | 24-82 | For | 11/68 | 16 | 10/59 | 17 | 1/9 | 11 | 1/4 | 25 | 14 | 15 | 29 | 8 | 9 | 4 | | 9 | 5 |
| | | | Agn. | 40/74 | 54 | 40/73 | 55 | 0/1 | 0 | 2/3 | 67 | 18 | 44 | 62 | 30 | 10 | 3 | 3 | 5 | 10 |
| Classification Playoff 5/6 | CAN | 49-68 | For | 21/68 | 31 | 19/61 | 31 | 2/7 | 29 | 5/8 | 63 | 6 | 22 | 28 | 18 | 12 | 13 | 2 | 6 | 13 |
| | | | Agn. | 32/58 | 55 | 30/54 | 56 | 2/4 | 50 | 2/5 | 40 | 6 | 39 | 45 | 27 | 22 | 8 | 1 | 13 | 6 |

JPN - Japan

Opponents



JPN

| | M / A | % |
|-------------|-----------|----|
| Field Goals | 131 / 380 | 34 |
| 2 Points | 127 / 350 | 36 |
| 3 Points | 4 / 30 | 13 |
| Free Throws | 23 / 38 | 61 |

Opponents

| % | M / A | |
|----|-----------|-------------|
| 43 | 166 / 383 | Field Goals |
| 44 | 157 / 357 | 2 Points |
| 35 | 9 / 26 | 3 Points |
| 50 | 24 / 48 | Free Throws |



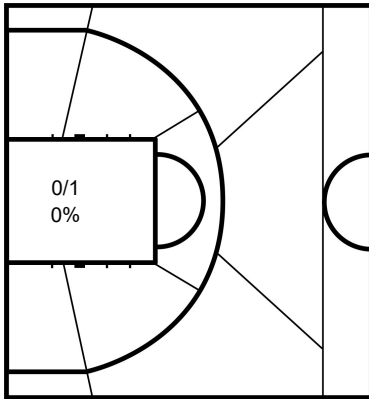
Cumulative Statistics

チームの累積統計

JPN - Japan

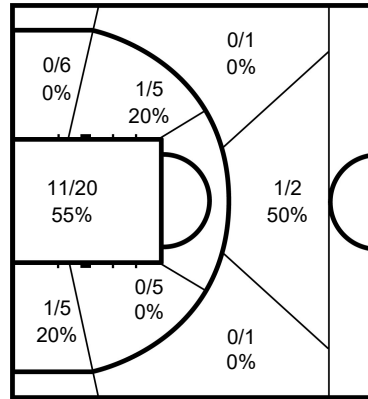
After 6 games

2 ZAIMA Izumi



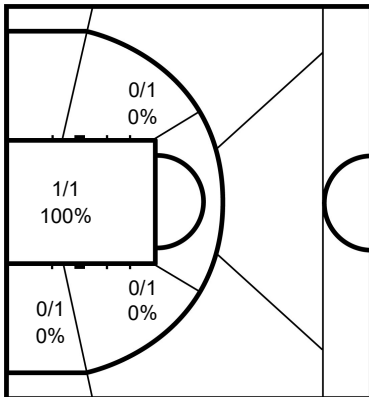
| | M / A | % |
|-------------|-------|---|
| Field Goals | 0 / 1 | 0 |
| 2 Points | 0 / 1 | 0 |
| 3 Points | | |
| Free Throws | 0 / 2 | 0 |

4 YANAGIMOTO Amane



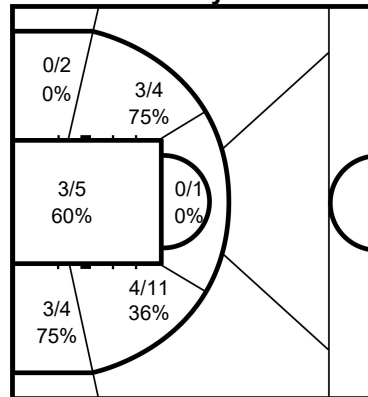
| | M / A | % |
|-------------|---------|----|
| Field Goals | 14 / 42 | 33 |
| 2 Points | 13 / 38 | 34 |
| 3 Points | 1 / 4 | 25 |
| Free Throws | 3 / 6 | 50 |

5 HIRAI Miki



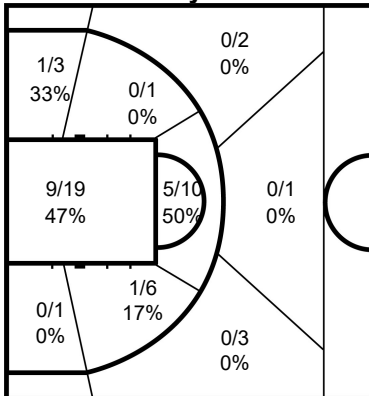
| | M / A | % |
|-------------|-------|----|
| Field Goals | 1 / 3 | 33 |
| 2 Points | 1 / 3 | 33 |
| 3 Points | | |
| Free Throws | | |

7 TSUCHIDA Mayumi



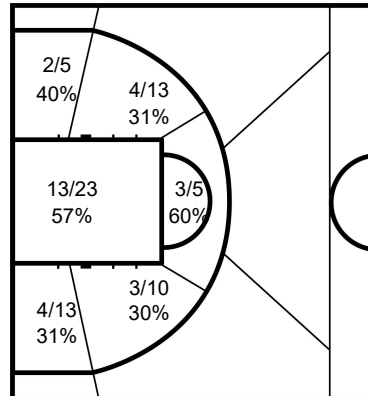
| | M / A | % |
|-------------|---------|-----|
| Field Goals | 11 / 25 | 44 |
| 2 Points | 11 / 25 | 44 |
| 3 Points | | |
| Free Throws | 3 / 3 | 100 |

10 HAGINO Mayo



| | M / A | % |
|-------------|---------|----|
| Field Goals | 16 / 47 | 34 |
| 2 Points | 16 / 41 | 39 |
| 3 Points | 0 / 6 | 0 |
| Free Throws | 1 / 2 | 50 |

12 FUJII Ikumi



| | M / A | % |
|-------------|---------|----|
| Field Goals | 28 / 66 | 42 |
| 2 Points | 28 / 66 | 42 |
| 3 Points | | |
| Free Throws | 5 / 6 | 83 |



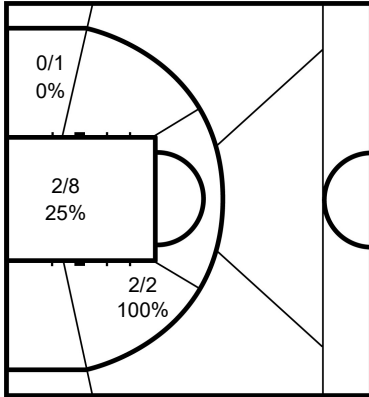
Cumulative Statistics

チームの累積統計

JPN - Japan

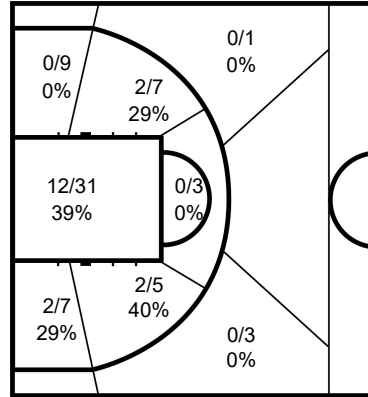
After 6 games

14 SHIMIZU Chinami



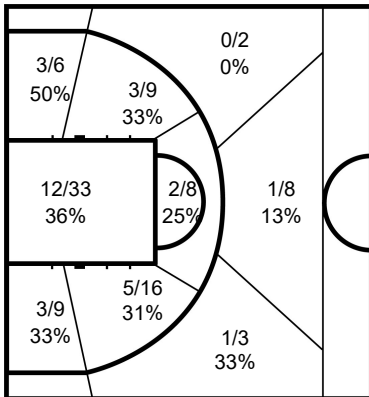
| | M / A | % |
|-------------|--------|----|
| Field Goals | 4 / 11 | 36 |
| 2 Points | 4 / 11 | 36 |
| 3 Points | | |
| Free Throws | | |

15 AMIMOTO Mari



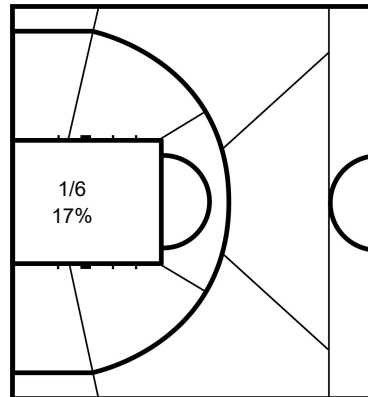
| | M / A | % |
|-------------|---------|----|
| Field Goals | 16 / 60 | 27 |
| 2 Points | 16 / 56 | 29 |
| 3 Points | 0 / 4 | 0 |
| Free Throws | 6 / 10 | 60 |

18 KITADA Chihiro



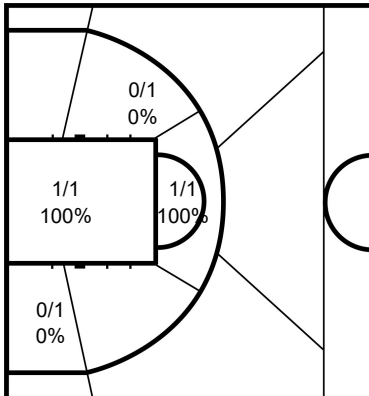
| | M / A | % |
|-------------|---------|----|
| Field Goals | 28 / 89 | 31 |
| 2 Points | 26 / 76 | 34 |
| 3 Points | 2 / 13 | 15 |
| Free Throws | 5 / 9 | 56 |

19 KITAMA Yui



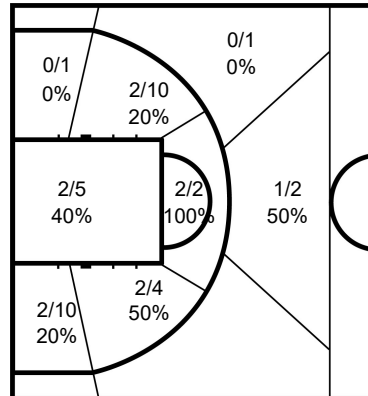
| | M / A | % |
|-------------|-------|----|
| Field Goals | 1 / 7 | 14 |
| 2 Points | 1 / 7 | 14 |
| 3 Points | | |
| Free Throws | | |

22 YASUO Emi



| | M / A | % |
|-------------|-------|----|
| Field Goals | 2 / 3 | 67 |
| 2 Points | 2 / 3 | 67 |
| 3 Points | | |
| Free Throws | | |

88 ODAJIMA Rie



| | M / A | % |
|-------------|---------|----|
| Field Goals | 10 / 26 | 38 |
| 2 Points | 9 / 23 | 39 |
| 3 Points | 1 / 3 | 33 |
| Free Throws | | |

| Legend: | | | | | | | |
|---------|-------------------------|-----|--------------------|-----|--------------------|-------|-----------------|
| % | Shooting Percentage | (C) | Captain | +/- | Plus-Minus | Agn. | Against |
| BS | Blocked Shots | DR | Defensive Rebounds | FD | Fouls Drawn | GP | Games Played |
| MPG | Minutes Played per Game | No. | Uniform Number | OR | Offensive Rebounds | PF | Fouls |
| PTS | Points | ST | Steals | TO | Turnovers | TOT | Total Rebounds |
| | | | | | | AS | Assists |
| | | | | | | M / A | Made / Attempts |
| | | | | | | PPG | Points per Game |
| | | | | | | TP | Time Played |



Cumulative Statistics

チームの累積統計

GBR - Great Britain

After 6 games

Player Totals

| No. | Name | Sport Class | GP | TP | Field Goals | | 2 Points | | 3 Points | | Free Throws | | Rebounds | | | AS | TO | ST | BS | PF | FD | +/- | PTS |
|------------------|---------------------|-------------|----|---------|-------------|----|----------|----|----------|---|-------------|-----|----------|-----|-----|-----|----|----|----|----|----|-----|-----|
| | | | | | M/A | % | M/A | % | M/A | % | M/A | % | OR | DR | TOT | | | | | | | | |
| 4 | MOORE Charlotte | 1.0 | 6 | 3:19:06 | 11/36 | 31 | 11/35 | 31 | 0/1 | 0 | | | 5 | 7 | 12 | 9 | 2 | 1 | | 11 | 2 | -4 | 22 |
| 5 | CARRIGILL Sophie | 1.0 | 6 | 1:46:15 | 2/10 | 20 | 2/10 | 20 | | | | | 2 | 10 | 12 | 4 | 6 | 1 | | 8 | 1 | -29 | 4 |
| 6 | BELL Michaela | 1.5 | 3 | 14:34 | 0/2 | 0 | 0/2 | 0 | | | | | | 1 | 1 | | | | | | | -2 | |
| 7 | FREEMAN Helen | 4.0 | 6 | 2:49:45 | 20/62 | 32 | 19/51 | 37 | 1/11 | 9 | 3/5 | 60 | 3 | 40 | 43 | 39 | 11 | 9 | | 12 | 13 | 32 | 44 |
| 8 | WILLIAMS Laurie | 2.5 | 6 | 2:35:39 | 24/54 | 44 | 24/54 | 44 | | | 4/10 | 40 | 4 | 20 | 24 | 23 | 17 | 5 | 1 | 11 | 16 | 39 | 52 |
| 9 | HAMER Judith | 4.0 | 6 | 53:13 | 8/22 | 36 | 8/22 | 36 | | | 1/2 | 50 | 1 | 6 | 7 | 1 | 3 | 1 | | 6 | 3 | -31 | 17 |
| 10 | CONROY Amy (C) | 4.0 | 6 | 1:56:50 | 28/53 | 53 | 28/53 | 53 | | | 6/12 | 50 | 6 | 17 | 23 | 9 | 2 | 4 | | 8 | 13 | 27 | 62 |
| 11 | THOMPSON Madeleine | 4.0 | 6 | 1:31:47 | 18/44 | 41 | 18/40 | 45 | 0/4 | 0 | 1/1 | 100 | | 4 | 4 | 8 | 3 | 3 | | 7 | 6 | -20 | 37 |
| 12 | ROBINSON Lucy | 4.5 | 3 | 19:10 | 3/10 | 30 | 3/10 | 30 | | | | | | 3 | 3 | 1 | 2 | | | 1 | | 2 | 6 |
| 13 | FITZPATRICK Siobhan | 3.0 | 3 | 17:23 | 0/6 | 0 | 0/6 | 0 | | | | | | 3 | 3 | 2 | 2 | | | 2 | | -9 | |
| 14 | HAIZELDEN Joy | 2.5 | 6 | 2:30:21 | 18/40 | 45 | 18/40 | 45 | | | 0/1 | 0 | 8 | 10 | 18 | 10 | 8 | 2 | | 6 | 7 | 30 | 36 |
| 15 | LOVE Robyn | 3.5 | 6 | 1:45:57 | 12/41 | 29 | 12/39 | 31 | 0/2 | 0 | 3/7 | 43 | 14 | 16 | 30 | 10 | 3 | 4 | 1 | 7 | 12 | -40 | 27 |
| Team / Coach | | | | | | | | | | | | | | | | | | | | | | | |
| Totals | | | | | 144/380 | 38 | 143/362 | 40 | 1/18 | 6 | 18/38 | 47 | 53 | 158 | 211 | 116 | 63 | 30 | 2 | 79 | 73 | -1 | 307 |
| Opponents | | | | | 137/342 | 40 | 135/320 | 42 | 2/22 | 9 | 32/63 | 51 | 56 | 186 | 242 | 110 | 91 | 27 | 2 | 72 | 79 | 1 | 308 |

Team Totals

| | GBR | Opponents |
|-----------------------|------------------|------------------|
| Points from Turnovers | 67 | 57 |
| Points in the Paint | 160 (80/171) 47% | 142 (71/173) 41% |
| Second Chance Points | 26 | 48 |
| Fast Break Points | 32 | 14 |
| Bench Points | 86 | 95 |

Player Averages

| No. | Name | Sport Class | GP | MPG | Field Goals | | 2 Points | | 3 Points | | Free Throws | | Rebounds | | | AS | TO | ST | BS | PF | FD | +/- | PPG |
|------------------|---------------------|-------------|----|------|-------------|----|-----------|----|----------|---|-------------|-----|----------|------|------|------|------|-----|-----|------|------|------|------|
| | | | | | M/A | % | M/A | % | M/A | % | M/A | % | OR | DR | TOT | | | | | | | | |
| 4 | MOORE Charlotte | 1.0 | 6 | 33.2 | 1.8/6.0 | 31 | 1.8/5.8 | 31 | 0.0/0.2 | 0 | | | 0.8 | 1.2 | 2.0 | 1.5 | 0.3 | 0.2 | | 1.8 | 0.3 | -0.7 | 3.7 |
| 5 | CARRIGILL Sophie | 1.0 | 6 | 17.7 | 0.3/1.7 | 20 | 0.3/1.7 | 20 | | | | | 0.3 | 1.7 | 2.0 | 0.7 | 1.0 | 0.2 | | 1.3 | 0.2 | -4.8 | 0.7 |
| 6 | BELL Michaela | 1.5 | 3 | 4.9 | 0.0/0.7 | 0 | 0.0/0.7 | 0 | | | | | | 0.3 | 0.3 | | | | | | | -0.7 | |
| 7 | FREEMAN Helen | 4.0 | 6 | 28.3 | 3.3/10.3 | 32 | 3.2/8.5 | 37 | 0.2/1.8 | 9 | 0.5/0.8 | 60 | 0.5 | 6.7 | 7.2 | 6.5 | 1.8 | 1.5 | | 2.0 | 2.2 | 5.3 | 7.3 |
| 8 | WILLIAMS Laurie | 2.5 | 6 | 25.9 | 4.0/9.0 | 44 | 4.0/9.0 | 44 | | | 0.7/1.7 | 40 | 0.7 | 3.3 | 4.0 | 3.8 | 2.8 | 0.8 | 0.2 | 1.8 | 2.7 | 6.5 | 8.7 |
| 9 | HAMER Judith | 4.0 | 6 | 8.9 | 1.3/3.7 | 36 | 1.3/3.7 | 36 | | | 0.2/0.3 | 50 | 0.2 | 1.0 | 1.2 | 0.2 | 0.5 | 0.2 | | 1.0 | 0.5 | -5.2 | 2.8 |
| 10 | CONROY Amy (C) | 4.0 | 6 | 19.5 | 4.7/8.8 | 53 | 4.7/8.8 | 53 | | | 1.0/2.0 | 50 | 1.0 | 2.8 | 3.8 | 1.5 | 0.3 | 0.7 | | 1.3 | 2.2 | 4.5 | 10.3 |
| 11 | THOMPSON Madeleine | 4.0 | 6 | 15.3 | 3.0/7.3 | 41 | 3.0/6.7 | 45 | 0.0/0.7 | 0 | 0.2/0.2 | 100 | | 0.7 | 0.7 | 1.3 | 0.5 | 0.5 | | 1.2 | 1.0 | -3.3 | 6.2 |
| 12 | ROBINSON Lucy | 4.5 | 3 | 6.4 | 1.0/3.3 | 30 | 1.0/3.3 | 30 | | | | | | 1.0 | 1.0 | 0.3 | 0.7 | | | 0.3 | | 0.7 | 2.0 |
| 13 | FITZPATRICK Siobhan | 3.0 | 3 | 5.8 | 0.0/2.0 | 0 | 0.0/2.0 | 0 | | | | | | 1.0 | 1.0 | 0.7 | 0.7 | | | 0.7 | | -3.0 | |
| 14 | HAIZELDEN Joy | 2.5 | 6 | 25.1 | 3.0/6.7 | 45 | 3.0/6.7 | 45 | | | 0.0/0.2 | 0 | 1.3 | 1.7 | 3.0 | 1.7 | 1.3 | 0.3 | | 1.0 | 1.2 | 5.0 | 6.0 |
| 15 | LOVE Robyn | 3.5 | 6 | 17.7 | 2.0/6.8 | 29 | 2.0/6.5 | 31 | 0.0/0.3 | 0 | 0.5/1.2 | 43 | 2.3 | 2.7 | 5.0 | 1.7 | 0.5 | 0.7 | 0.2 | 1.2 | 2.0 | -6.7 | 4.5 |
| Team / Coach | | | | | | | | | | | | | | | | | | | | | | | |
| Totals | | | | | 24.0/63.3 | 38 | 23.8/60.3 | 40 | 0.2/3.0 | 6 | 3.0/6.3 | 47 | 8.8 | 26.3 | 35.2 | 19.3 | 10.5 | 5.0 | 0.3 | 13.2 | 12.2 | -0.2 | 51.2 |
| Opponents | | | | | 22.8/57.0 | 40 | 22.5/53.3 | 42 | 0.3/3.7 | 9 | 5.3/10.5 | 51 | 9.3 | 31.0 | 40.3 | 18.3 | 15.2 | 4.5 | 0.3 | 12.0 | 13.2 | 0.2 | 51.3 |

Team Averages

| | GBR | Opponents |
|-----------------------|------|-----------|
| Points from Turnovers | 11.2 | 9.5 |
| Points in the Paint | 26.7 | 23.7 |
| Second Chance Points | 4.3 | 8.0 |
| Fast Break Points | 5.3 | 2.3 |
| Bench Points | 14.3 | 15.8 |



Cumulative Statistics

チームの累積統計

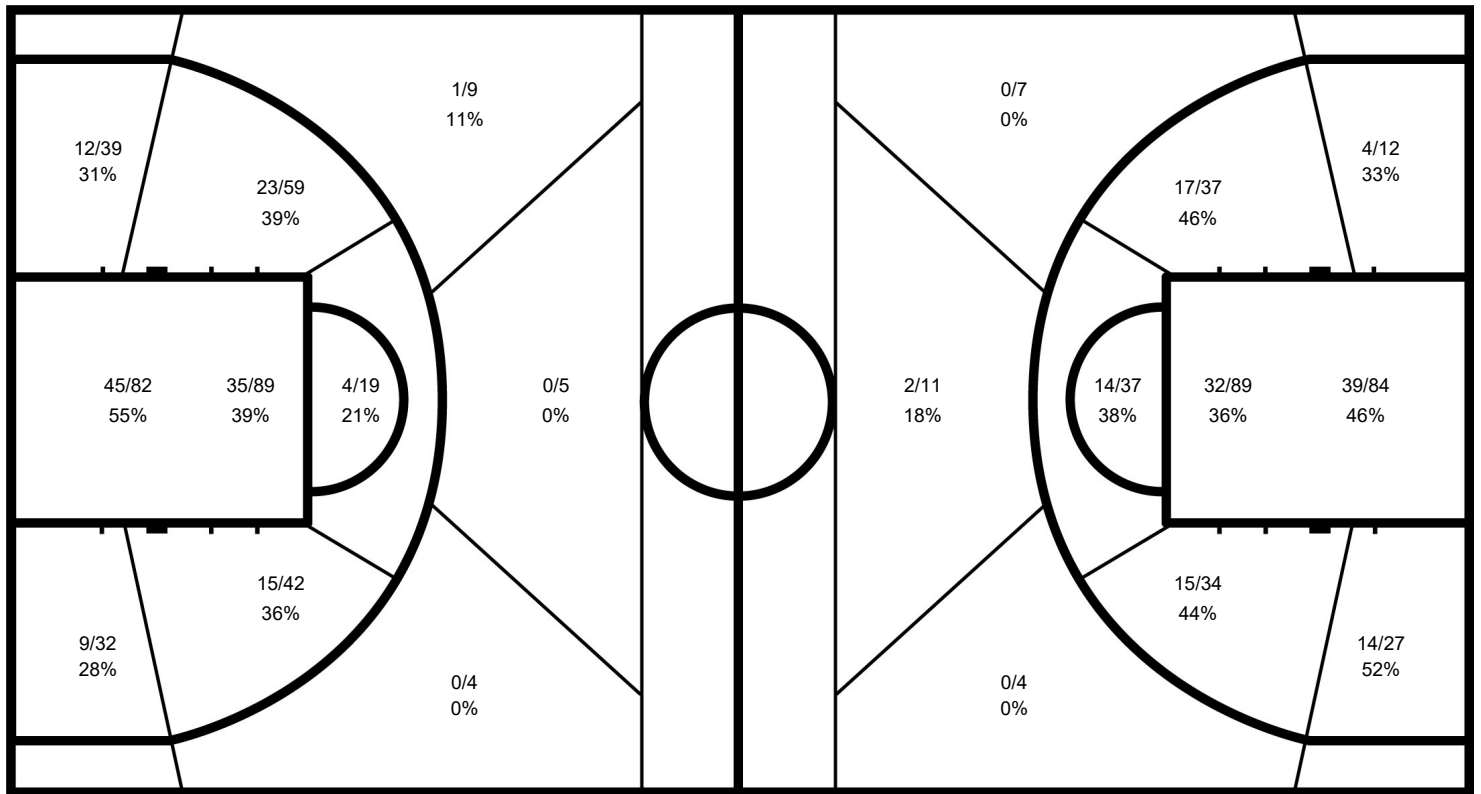
GBR - Great Britain

After 6 games

| Phase | GBR Played | Score | | Field Goals | | 2 Points | | 3 Points | | Free Throws | | Rebounds | | | AS | TO | ST | BS | PF | FD |
|----------------------------|------------|-------|------|-------------|----|----------|----|----------|----|-------------|----|----------|----|-----|----|----|----|----|----|----|
| | | | | M / A | % | M / A | % | M / A | % | M / A | % | OR | DR | TOT | | | | | | |
| Preliminary Round Group A | CAN | 54-73 | For | 26/71 | 37 | 26/68 | 38 | 0/3 | 0 | 2/3 | 67 | 15 | 24 | 39 | 22 | 12 | | | 15 | 11 |
| | | | Agn. | 29/62 | 47 | 28/54 | 52 | 1/8 | 13 | 14/22 | 64 | 13 | 29 | 42 | 26 | 9 | 8 | 1 | 11 | 15 |
| Preliminary Round Group A | JPN | 48-54 | For | 23/65 | 35 | 23/61 | 38 | 0/4 | 0 | 2/6 | 33 | 8 | 26 | 34 | 15 | 11 | 6 | | 13 | 11 |
| | | | Agn. | 24/54 | 44 | 23/51 | 45 | 1/3 | 33 | 5/9 | 56 | 5 | 35 | 40 | 22 | 18 | 7 | | 11 | 13 |
| Preliminary Round Group A | GER | 35-53 | For | 16/63 | 25 | 16/58 | 28 | 0/5 | 0 | 3/7 | 43 | 9 | 28 | 37 | 14 | 10 | 6 | | 11 | 15 |
| | | | Agn. | 24/66 | 36 | 24/63 | 38 | 0/3 | 0 | 5/6 | 83 | 14 | 39 | 53 | 20 | 11 | 4 | | 15 | 11 |
| Preliminary Round Group A | AUS | 75-38 | For | 36/66 | 55 | 36/65 | 55 | 0/1 | 0 | 3/4 | 75 | 5 | 34 | 39 | 31 | 8 | 8 | 1 | 7 | 6 |
| | | | Agn. | 18/59 | 31 | 18/56 | 32 | 0/3 | 0 | 2/5 | 40 | 9 | 25 | 34 | 9 | 18 | 2 | | 6 | 7 |
| Quarterfinal | CHN | 33-47 | For | 15/54 | 28 | 14/49 | 29 | 1/5 | 20 | 2/7 | 29 | 7 | 22 | 29 | 11 | 7 | 2 | | 14 | 12 |
| | | | Agn. | 22/49 | 45 | 22/47 | 47 | 0/2 | 0 | 3/9 | 33 | 6 | 33 | 39 | 20 | 10 | 3 | 1 | 11 | 14 |
| Classification Playoff 7/8 | ESP | 62-43 | For | 28/61 | 46 | 28/61 | 46 | | | 6/11 | 55 | 9 | 24 | 33 | 23 | 15 | 8 | 1 | 19 | 18 |
| | | | Agn. | 20/52 | 38 | 20/49 | 41 | 0/3 | 0 | 3/12 | 25 | 9 | 25 | 34 | 13 | 25 | 3 | | 18 | 19 |

GBR - Great Britain

Opponents



GBR

| | M / A | % |
|-------------|-----------|----|
| Field Goals | 144 / 380 | 38 |
| 2 Points | 143 / 362 | 40 |
| 3 Points | 1 / 18 | 6 |
| Free Throws | 18 / 38 | 47 |

Opponents

| % | M / A | |
|----|-----------|-------------|
| 40 | 137 / 342 | Field Goals |
| 42 | 135 / 320 | 2 Points |
| 9 | 2 / 22 | 3 Points |
| 51 | 32 / 63 | Free Throws |



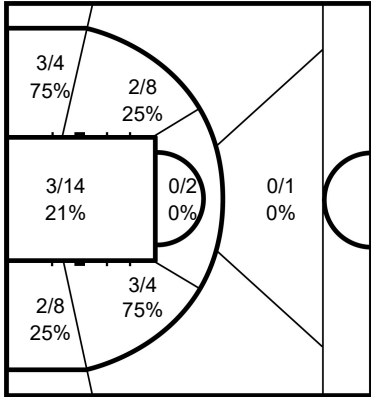
Cumulative Statistics

チームの累積統計

GBR - Great Britain

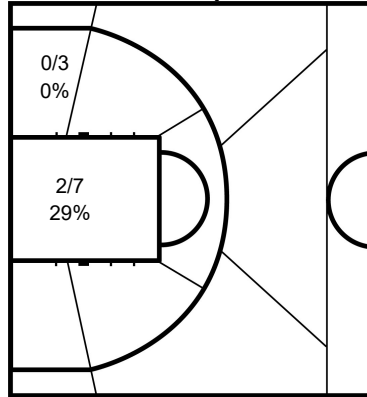
After 6 games

4 MOORE Charlotte



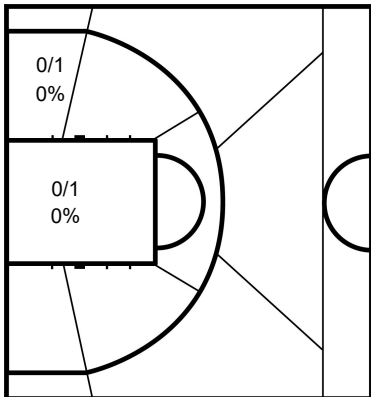
| | M / A | % |
|-------------|---------|----|
| Field Goals | 11 / 36 | 31 |
| 2 Points | 11 / 35 | 31 |
| 3 Points | 0 / 1 | 0 |
| Free Throws | | |

5 CARRIGILL Sophie



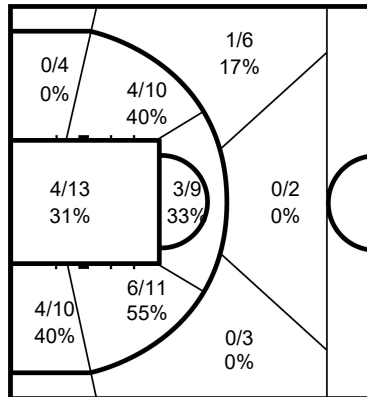
| | M / A | % |
|-------------|--------|----|
| Field Goals | 2 / 10 | 20 |
| 2 Points | 2 / 10 | 20 |
| 3 Points | | |
| Free Throws | | |

6 BELL Michaela



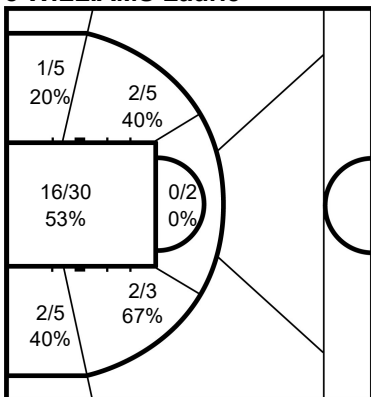
| | M / A | % |
|-------------|-------|---|
| Field Goals | 0 / 2 | 0 |
| 2 Points | 0 / 2 | 0 |
| 3 Points | | |
| Free Throws | | |

7 FREEMAN Helen



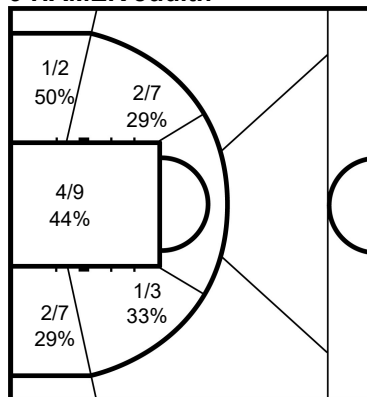
| | M / A | % |
|-------------|---------|----|
| Field Goals | 20 / 62 | 32 |
| 2 Points | 19 / 51 | 37 |
| 3 Points | 1 / 11 | 9 |
| Free Throws | 3 / 5 | 60 |

8 WILLIAMS Laurie



| | M / A | % |
|-------------|---------|----|
| Field Goals | 24 / 54 | 44 |
| 2 Points | 24 / 54 | 44 |
| 3 Points | | |
| Free Throws | 4 / 10 | 40 |

9 HAMER Judith



| | M / A | % |
|-------------|--------|----|
| Field Goals | 8 / 22 | 36 |
| 2 Points | 8 / 22 | 36 |
| 3 Points | | |
| Free Throws | 1 / 2 | 50 |



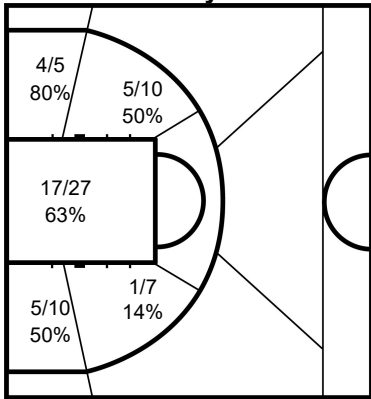
Cumulative Statistics

チームの累積統計

GBR - Great Britain

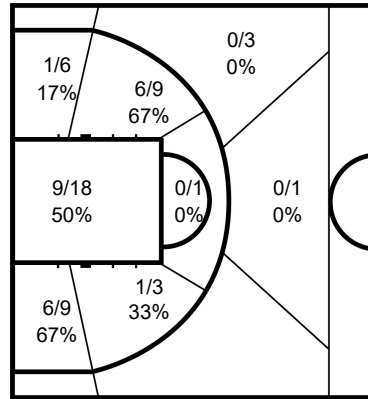
After 6 games

10 CONROY Amy



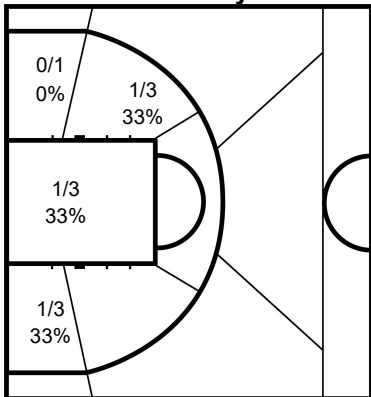
| | M / A | % |
|-------------|---------|----|
| Field Goals | 28 / 53 | 53 |
| 2 Points | 28 / 53 | 53 |
| 3 Points | | |
| Free Throws | 6 / 12 | 50 |

11 THOMPSON Madeleine



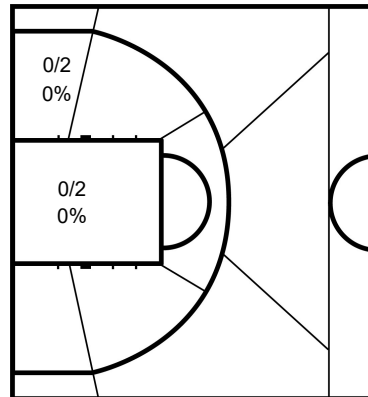
| | M / A | % |
|-------------|---------|-----|
| Field Goals | 18 / 44 | 41 |
| 2 Points | 18 / 40 | 45 |
| 3 Points | 0 / 4 | 0 |
| Free Throws | 1 / 1 | 100 |

12 ROBINSON Lucy



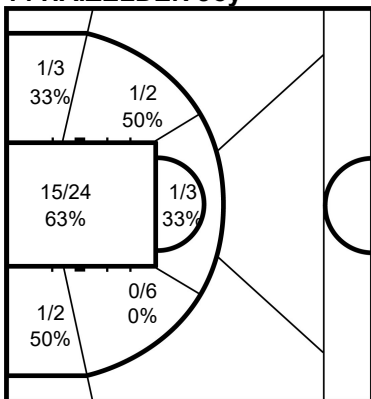
| | M / A | % |
|-------------|--------|----|
| Field Goals | 3 / 10 | 30 |
| 2 Points | 3 / 10 | 30 |
| 3 Points | | |
| Free Throws | | |

13 FITZPATRICK Siobhan



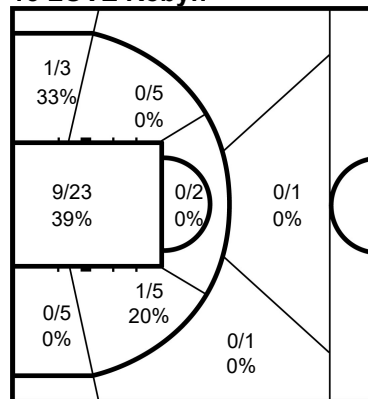
| | M / A | % |
|-------------|-------|---|
| Field Goals | 0 / 6 | 0 |
| 2 Points | 0 / 6 | 0 |
| 3 Points | | |
| Free Throws | | |

14 HAIZELDEN Joy



| | M / A | % |
|-------------|---------|----|
| Field Goals | 18 / 40 | 45 |
| 2 Points | 18 / 40 | 45 |
| 3 Points | | |
| Free Throws | 0 / 1 | 0 |

15 LOVE Robyn



| | M / A | % |
|-------------|---------|----|
| Field Goals | 12 / 41 | 29 |
| 2 Points | 12 / 39 | 31 |
| 3 Points | 0 / 2 | 0 |
| Free Throws | 3 / 7 | 43 |

| Legend: | | | |
|---------|-------------------------|-------|--------------------|
| % | Shooting Percentage | (C) | Captain |
| BS | Blocked Shots | DR | Defensive Rebounds |
| MPG | Minutes Played per Game | No. | Uniform Number |
| PTS | Points | ST | Steals |
| +/- | Plus-Minus | FD | Fouls Drawn |
| OR | Offensive Rebounds | GP | Games Played |
| TO | Turnovers | PF | Fouls |
| Agn. | Against | TOT | Total Rebounds |
| AS | Assists | M / A | Made / Attempts |
| PPG | Points per Game | TP | Time Played |



Cumulative Statistics

チームの累積統計

ESP - Spain

After 6 games

Player Totals

| No. | Name | Sport Class | GP | TP | Field Goals | | 2 Points | | 3 Points | | Free Throws | | Rebounds | | | AS | TO | ST | BS | PF | FD | +/- | PTS |
|------------------|----------------------------|-------------|----|---------|-------------|----|----------|----|----------|----|-------------|----|----------|-----|-----|-----|----|----|----|----|----|-----|-----|
| | | | | | M/A | % | M/A | % | M/A | % | M/A | % | OR | DR | TOT | | | | | | | | |
| 4 | ORTEGA RICO Lourdes | 1.0 | 6 | 1:50:44 | 4/10 | 40 | 4/10 | 40 | | | 0/4 | 0 | 1 | 9 | 10 | | | | | 7 | 2 | -4 | 8 |
| 6 | RUIZ ESCRIBANO Sonia (C) | 2.5 | 6 | 2:10:36 | 9/32 | 28 | 9/31 | 29 | 0/1 | 0 | 2/6 | 33 | 3 | 4 | 7 | 18 | 17 | 2 | | 7 | 6 | -58 | 20 |
| 8 | ZUDAIRE GARCIA Beatriz | 3.0 | 6 | 1:50:49 | 12/37 | 32 | 12/36 | 33 | 0/1 | 0 | 5/8 | 63 | 4 | 13 | 17 | 21 | 9 | 4 | 1 | 5 | 9 | -26 | 29 |
| 9 | REVUELTA GARCIA Sara | 1.0 | 6 | 2:18:06 | 4/9 | 44 | 4/9 | 44 | | | 2/5 | 40 | | 9 | 9 | 1 | 1 | 1 | | 3 | 5 | -46 | 10 |
| 11 | PEREZ GUTIERREZ Virginia | 4.0 | 6 | 2:02:54 | 21/84 | 25 | 18/66 | 27 | 3/18 | 17 | 5/10 | 50 | 10 | 34 | 44 | 13 | 26 | 6 | 2 | 8 | 15 | -55 | 50 |
| 12 | NUNEZ MILAN Judith | 2.0 | 1 | 10:54 | 0/2 | 0 | 0/2 | 0 | | | | | | | | | | | | 1 | | | 12 |
| 13 | ALONSO VILARINO Maria | 4.0 | 6 | 2:02:03 | 19/61 | 31 | 19/61 | 31 | | | 3/4 | 75 | 13 | 19 | 32 | 4 | 5 | 1 | 2 | 7 | 11 | -13 | 41 |
| 15 | MONTIEL CORTIJO Almudena | 2.0 | 6 | 3:01:30 | 4/31 | 13 | 4/30 | 13 | 0/1 | 0 | 0/2 | 0 | 8 | 15 | 23 | 6 | 9 | 6 | | 17 | 5 | -99 | 8 |
| 44 | NAVARRO RODRIGUEZ Gabriela | 4.0 | 6 | 1:24:33 | 9/23 | 39 | 9/23 | 39 | | | 3/5 | 60 | 4 | 15 | 19 | 7 | 6 | 1 | | 1 | 6 | 7 | 21 |
| 51 | EGILUZ IBARGUEN Agurtzane | 3.0 | 5 | 53:35 | 5/15 | 33 | 5/15 | 33 | | | 1/3 | 33 | 2 | 4 | 6 | 2 | 2 | 1 | | 7 | 4 | 22 | 11 |
| 55 | LOPEZ CHAVEZ Isabel | 4.5 | 6 | 2:03:39 | 19/43 | 44 | 19/42 | 45 | 0/1 | 0 | 7/12 | 58 | 9 | 30 | 39 | 6 | 7 | 2 | | 9 | 12 | -61 | 45 |
| 88 | RUIZ RUIZ Maria | 2.0 | 1 | 10:37 | | | | | | | | | | 1 | 1 | | | | | 1 | 1 | | 16 |
| Team / Coach | | | | | | | | | | | | | | | 12 | 18 | 30 | | | | | | |
| Totals | | | | | 106/347 | 31 | 103/325 | 32 | 3/22 | 14 | 28/59 | 47 | 66 | 171 | 237 | 79 | 99 | 24 | 5 | 73 | 76 | -61 | 243 |
| Opponents | | | | | 140/341 | 41 | 136/311 | 44 | 4/30 | 13 | 20/49 | 41 | 42 | 182 | 224 | 106 | 80 | 40 | 6 | 76 | 73 | 61 | 304 |

Team Totals

| | ESP | Opponents |
|-----------------------|------------------|------------------|
| Points from Turnovers | 62 | 82 |
| Points in the Paint | 142 (71/187) 38% | 154 (77/149) 52% |
| Second Chance Points | 35 | 18 |
| Fast Break Points | 20 | 39 |
| Bench Points | 99 | 53 |

Player Averages

| No. | Name | Sport Class | GP | MPG | Field Goals | | 2 Points | | 3 Points | | Free Throws | | Rebounds | | | AS | TO | ST | BS | PF | FD | +/- | PPG |
|------------------|----------------------------|-------------|----|------|-------------|----|-----------|----|----------|----|-------------|----|----------|------|------|------|------|-----|-----|------|------|-------|------|
| | | | | | M/A | % | M/A | % | M/A | % | M/A | % | OR | DR | TOT | | | | | | | | |
| 4 | ORTEGA RICO Lourdes | 1.0 | 6 | 18.5 | 0.7/1.7 | 40 | 0.7/1.7 | 40 | | | 0.0/0.7 | 0 | 0.2 | 1.5 | 1.7 | 0.2 | 0.2 | | | 1.2 | 0.3 | -0.7 | 1.3 |
| 6 | RUIZ ESCRIBANO Sonia (C) | 2.5 | 6 | 21.8 | 1.5/5.3 | 28 | 1.5/5.2 | 29 | 0.0/0.2 | 0 | 0.3/1.0 | 33 | 0.5 | 0.7 | 1.2 | 3.0 | 2.8 | 0.3 | | 1.2 | 1.0 | -9.7 | 3.3 |
| 8 | ZUDAIRE GARCIA Beatriz | 3.0 | 6 | 18.5 | 2.0/6.2 | 32 | 2.0/6.0 | 33 | 0.0/0.2 | 0 | 0.8/1.3 | 63 | 0.7 | 2.2 | 2.8 | 3.5 | 1.5 | 0.7 | 0.2 | 0.8 | 1.5 | -4.3 | 4.8 |
| 9 | REVUELTA GARCIA Sara | 1.0 | 6 | 23.0 | 0.7/1.5 | 44 | 0.7/1.5 | 44 | | | 0.3/0.8 | 40 | | 1.5 | 1.5 | 0.2 | 0.2 | 0.2 | | 0.5 | 0.8 | -7.7 | 1.7 |
| 11 | PEREZ GUTIERREZ Virginia | 4.0 | 6 | 20.5 | 3.5/14.0 | 25 | 3.0/11.0 | 27 | 0.5/3.0 | 17 | 0.8/1.7 | 50 | 1.7 | 5.7 | 7.3 | 2.2 | 4.3 | 1.0 | 0.3 | 1.3 | 2.5 | -9.2 | 8.3 |
| 12 | NUNEZ MILAN Judith | 2.0 | 1 | 10.9 | 0.0/2.0 | 0 | 0.0/2.0 | 0 | | | | | | | | | | | | 1.0 | | | 12.0 |
| 13 | ALONSO VILARINO Maria | 4.0 | 6 | 20.3 | 3.2/10.2 | 31 | 3.2/10.2 | 31 | | | 0.5/0.7 | 75 | 2.2 | 3.2 | 5.3 | 0.7 | 0.8 | 0.2 | 0.3 | 1.2 | 1.8 | -2.2 | 6.8 |
| 15 | MONTIEL CORTIJO Almudena | 2.0 | 6 | 30.3 | 0.7/5.2 | 13 | 0.7/5.0 | 13 | 0.0/0.2 | 0 | 0.0/0.3 | 0 | 1.3 | 2.5 | 3.8 | 1.0 | 1.5 | 1.0 | | 2.8 | 0.8 | -16.5 | 1.3 |
| 44 | NAVARRO RODRIGUEZ Gabriela | 4.0 | 6 | 14.1 | 1.5/3.8 | 39 | 1.5/3.8 | 39 | | | 0.5/0.8 | 60 | 0.7 | 2.5 | 3.2 | 1.2 | 1.0 | 0.2 | | 0.2 | 1.0 | 1.2 | 3.5 |
| 51 | EGILUZ IBARGUEN Agurtzane | 3.0 | 5 | 10.7 | 1.0/3.0 | 33 | 1.0/3.0 | 33 | | | 0.2/0.6 | 33 | 0.4 | 0.8 | 1.2 | 0.4 | 0.4 | 0.2 | | 1.4 | 0.8 | 4.4 | 2.2 |
| 55 | LOPEZ CHAVEZ Isabel | 4.5 | 6 | 20.6 | 3.2/7.2 | 44 | 3.2/7.0 | 45 | 0.0/0.2 | 0 | 1.2/2.0 | 58 | 1.5 | 5.0 | 6.5 | 1.0 | 1.2 | 0.3 | | 1.5 | 2.0 | -10.2 | 7.5 |
| 88 | RUIZ RUIZ Maria | 2.0 | 1 | 10.6 | | | | | | | | | | 1.0 | 1.0 | | | | | 1.0 | 1.0 | | 16.0 |
| Team / Coach | | | | | | | | | | | | | | | 2.0 | 3.0 | 5.0 | | | | | | |
| Totals | | | | | 17.7/57.8 | 31 | 17.2/54.2 | 32 | 0.5/3.7 | 14 | 4.7/9.8 | 47 | 11.0 | 28.5 | 39.5 | 13.2 | 16.5 | 4.0 | 0.8 | 12.2 | 12.7 | -10.2 | 40.5 |
| Opponents | | | | | 23.3/56.8 | 41 | 22.7/51.8 | 44 | 0.7/5.0 | 13 | 3.3/8.2 | 41 | 7.0 | 30.3 | 37.3 | 17.7 | 13.3 | 6.7 | 1.0 | 12.7 | 12.2 | 10.2 | 50.7 |

Team Averages

| | ESP | Opponents |
|-----------------------|------|-----------|
| Points from Turnovers | 10.3 | 13.7 |
| Points in the Paint | 23.7 | 25.7 |
| Second Chance Points | 5.8 | 3.0 |
| Fast Break Points | 3.3 | 6.5 |
| Bench Points | 16.5 | 8.8 |



Cumulative Statistics

チームの累積統計

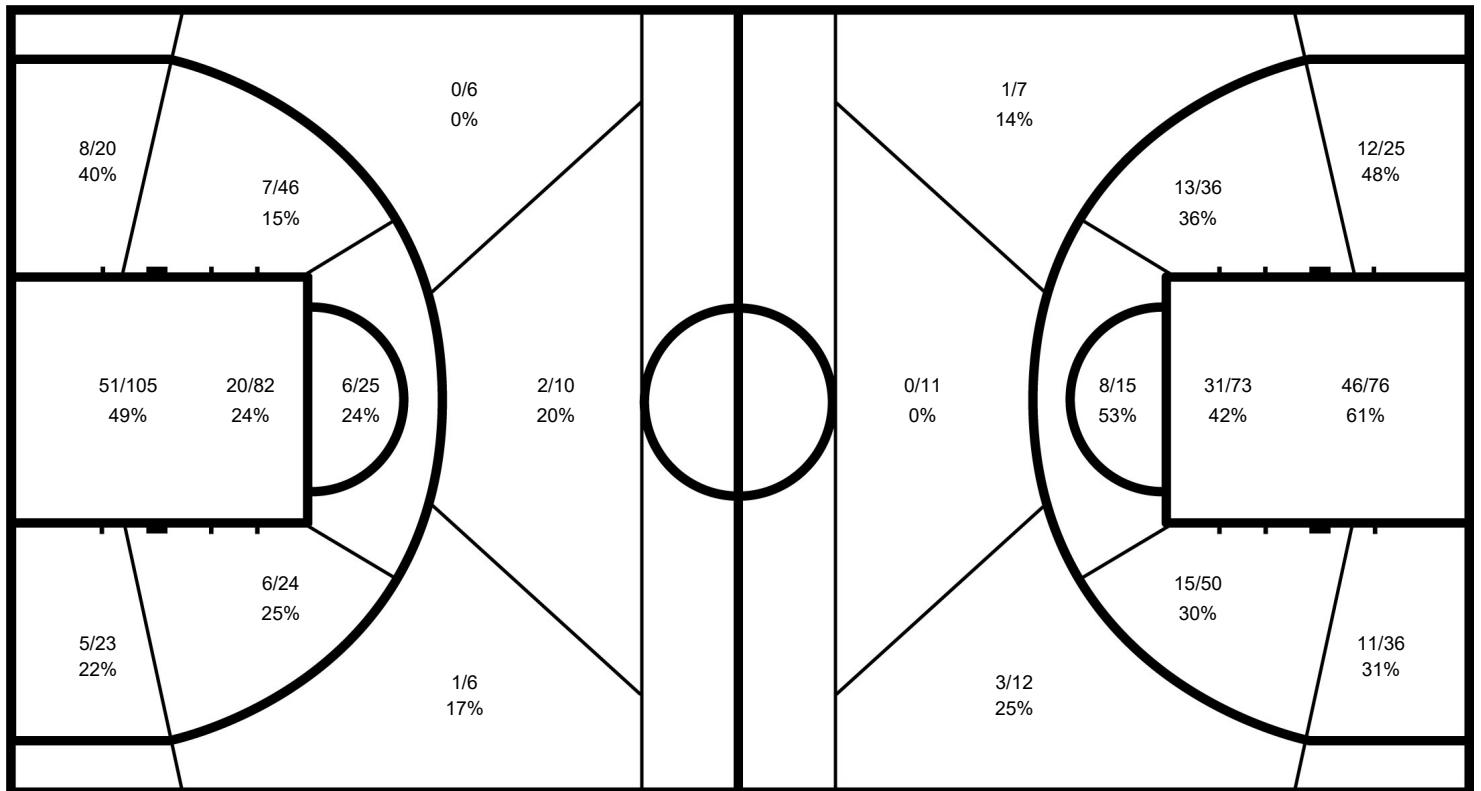
ESP - Spain

After 6 games

| Phase | ESP Played | Score | | Field Goals | | 2 Points | | 3 Points | | Free Throws | | Rebounds | | | AS | TO | ST | BS | PF | FD |
|----------------------------|------------|-------|------|-------------|----|----------|----|----------|----|-------------|----|----------|----|-----|----|----|----|----|----|----|
| | | | | M / A | % | M / A | % | M / A | % | M / A | % | OR | DR | TOT | | | | | | |
| Preliminary Round Group B | USA | 34-68 | For | 14/62 | 23 | 13/53 | 25 | 1/9 | 11 | 5/10 | 50 | 13 | 26 | 39 | 12 | 13 | 3 | 1 | 11 | 12 |
| | | | Agn. | 32/59 | 54 | 31/55 | 56 | 1/4 | 25 | 3/7 | 43 | 4 | 37 | 41 | 24 | 7 | 5 | | 12 | 11 |
| Preliminary Round Group B | CHN | 29-46 | For | 10/47 | 21 | 10/46 | 22 | 0/1 | 0 | 9/12 | 75 | 12 | 26 | 38 | 11 | 19 | 1 | 1 | 6 | 11 |
| | | | Agn. | 22/54 | 41 | 22/53 | 42 | 0/1 | 0 | 2/4 | 50 | 5 | 23 | 28 | 18 | 6 | 5 | | 11 | 6 |
| Preliminary Round Group B | ALG | 80-8 | For | 38/75 | 51 | 38/74 | 51 | 0/1 | 0 | 4/11 | 36 | 16 | 39 | 55 | 24 | 11 | 12 | 1 | 8 | 10 |
| | | | Agn. | 4/46 | 9 | 4/26 | 15 | 0/20 | 0 | 0/5 | 0 | 5 | 24 | 29 | 3 | 30 | 6 | | 10 | 8 |
| Preliminary Round Group B | NED | 24-63 | For | 10/60 | 17 | 10/57 | 18 | 0/3 | 0 | 4/6 | 67 | 9 | 24 | 33 | 6 | 10 | 1 | 1 | 13 | 9 |
| | | | Agn. | 30/64 | 47 | 30/63 | 48 | 0/1 | 0 | 3/6 | 50 | 11 | 42 | 53 | 19 | 9 | 8 | 3 | 9 | 13 |
| Quarterfinal | GER | 33-57 | For | 14/51 | 27 | 12/46 | 26 | 2/5 | 40 | 3/8 | 38 | 7 | 31 | 38 | 13 | 21 | 4 | 1 | 17 | 15 |
| | | | Agn. | 24/57 | 42 | 21/53 | 40 | 3/4 | 75 | 6/16 | 38 | 8 | 32 | 40 | 19 | 13 | 8 | 2 | 15 | 17 |
| Classification Playoff 7/8 | GBR | 43-62 | For | 20/52 | 38 | 20/49 | 41 | 0/3 | 0 | 3/12 | 25 | 9 | 25 | 34 | 13 | 25 | 3 | | 18 | 19 |
| | | | Agn. | 28/61 | 46 | 28/61 | 46 | | | 6/11 | 55 | 9 | 24 | 33 | 23 | 15 | 8 | 1 | 19 | 18 |

ESP - Spain

Opponents



ESP

| | M / A | % |
|-------------|-----------|----|
| Field Goals | 106 / 347 | 31 |
| 2 Points | 103 / 325 | 32 |
| 3 Points | 3 / 22 | 14 |
| Free Throws | 28 / 59 | 47 |

Opponents

| % | M / A | |
|----|-----------|-------------|
| 41 | 140 / 341 | Field Goals |
| 44 | 136 / 311 | 2 Points |
| 13 | 4 / 30 | 3 Points |
| 41 | 20 / 49 | Free Throws |



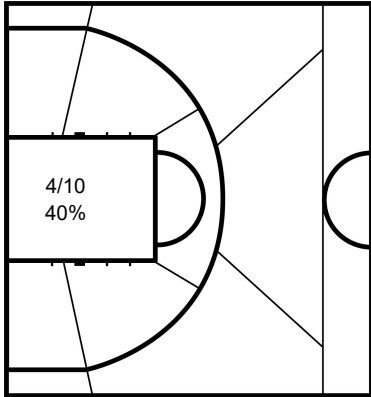
Cumulative Statistics

チームの累積統計

ESP - Spain

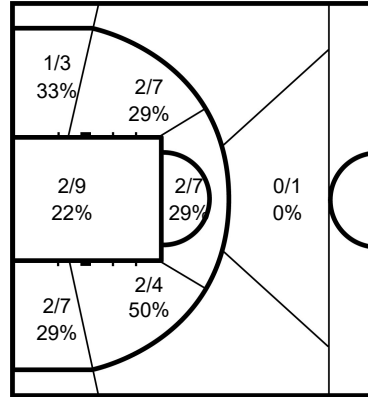
After 6 games

4 ORTEGA RICO Lourdes



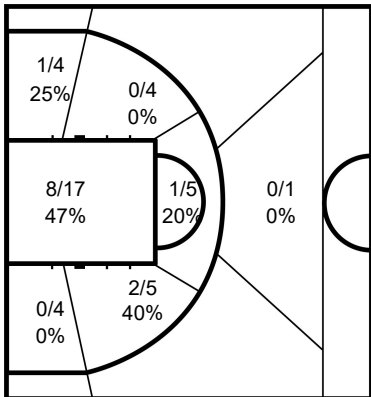
| | M / A | % |
|-------------|--------|----|
| Field Goals | 4 / 10 | 40 |
| 2 Points | 4 / 10 | 40 |
| 3 Points | | |
| Free Throws | 0 / 4 | 0 |

6 RUIZ ESCRIBANO Sonia



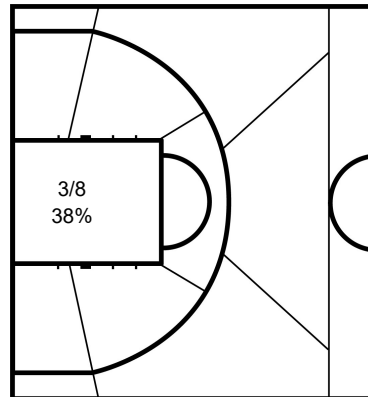
| | M / A | % |
|-------------|--------|----|
| Field Goals | 9 / 32 | 28 |
| 2 Points | 9 / 31 | 29 |
| 3 Points | 0 / 1 | 0 |
| Free Throws | 2 / 6 | 33 |

8 ZUDAIRE GARCIA Beatriz



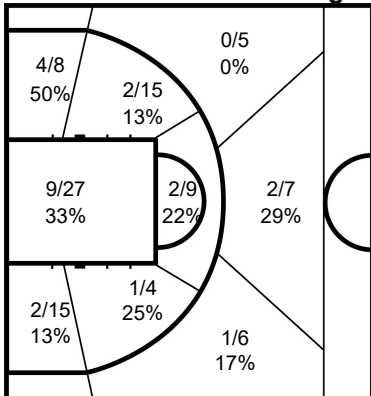
| | M / A | % |
|-------------|---------|----|
| Field Goals | 12 / 37 | 32 |
| 2 Points | 12 / 36 | 33 |
| 3 Points | 0 / 1 | 0 |
| Free Throws | 5 / 8 | 63 |

9 REVUELTA GARCIA Sara



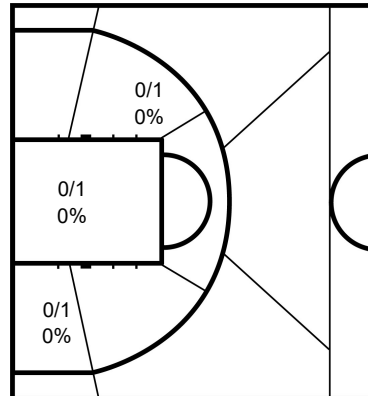
| | M / A | % |
|-------------|-------|----|
| Field Goals | 4 / 9 | 44 |
| 2 Points | 4 / 9 | 44 |
| 3 Points | | |
| Free Throws | 2 / 5 | 40 |

11 PEREZ GUTIERREZ Virginia



| | M / A | % |
|-------------|---------|----|
| Field Goals | 21 / 84 | 25 |
| 2 Points | 18 / 66 | 27 |
| 3 Points | 3 / 18 | 17 |
| Free Throws | 5 / 10 | 50 |

12 NUNEZ MILAN Judith



| | M / A | % |
|-------------|-------|---|
| Field Goals | 0 / 2 | 0 |
| 2 Points | 0 / 2 | 0 |
| 3 Points | | |
| Free Throws | | |



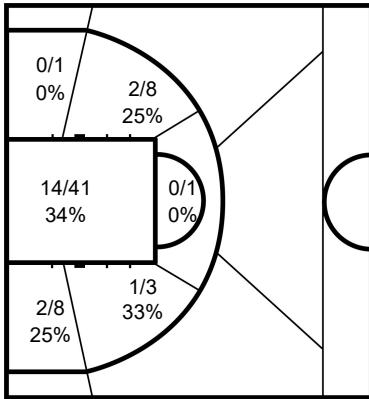
Cumulative Statistics

チームの累積統計

ESP - Spain

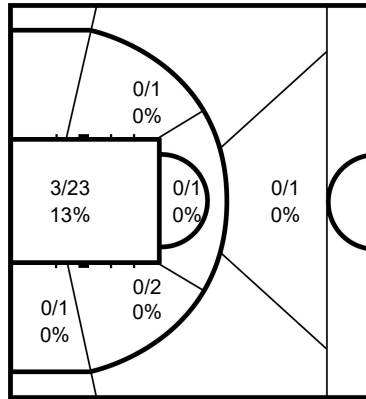
After 6 games

13 ALONSO VILARINO Maria



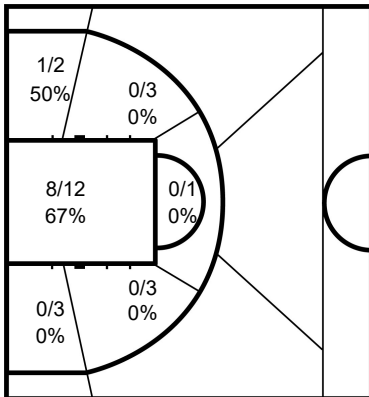
| | M / A | % |
|-------------|---------|----|
| Field Goals | 19 / 61 | 31 |
| 2 Points | 19 / 61 | 31 |
| 3 Points | | |
| Free Throws | 3 / 4 | 75 |

15 MONTIEL CORTIJO Almudena



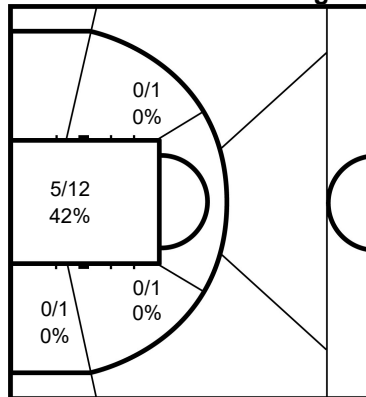
| | M / A | % |
|-------------|--------|----|
| Field Goals | 4 / 31 | 13 |
| 2 Points | 4 / 30 | 13 |
| 3 Points | 0 / 1 | 0 |
| Free Throws | 0 / 2 | 0 |

44 NAVARRO RODRIGUEZ Gabriela



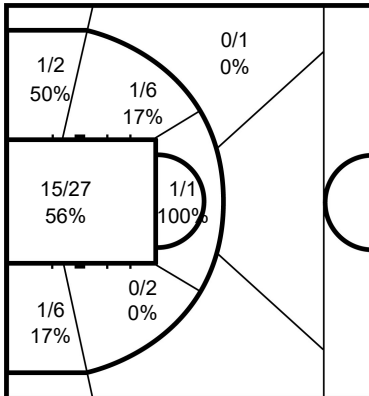
| | M / A | % |
|-------------|--------|----|
| Field Goals | 9 / 23 | 39 |
| 2 Points | 9 / 23 | 39 |
| 3 Points | | |
| Free Throws | 3 / 5 | 60 |

51 EGILUZ IBARGUEN Agurtzane



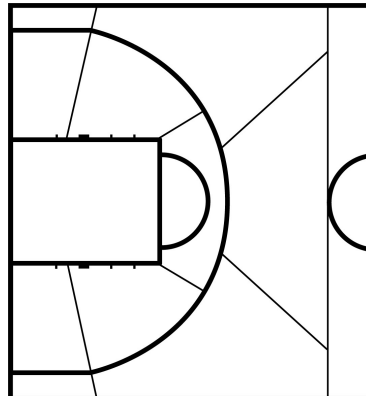
| | M / A | % |
|-------------|--------|----|
| Field Goals | 5 / 15 | 33 |
| 2 Points | 5 / 15 | 33 |
| 3 Points | | |
| Free Throws | 1 / 3 | 33 |

55 LOPEZ CHAVEZ Isabel



| | M / A | % |
|-------------|---------|----|
| Field Goals | 19 / 43 | 44 |
| 2 Points | 19 / 42 | 45 |
| 3 Points | 0 / 1 | 0 |
| Free Throws | 7 / 12 | 58 |

88 RUIZ RUIZ Maria



| | M / A | % |
|-------------|-------|---|
| Field Goals | | |
| 2 Points | | |
| 3 Points | | |
| Free Throws | | |

Legend:

| | | | | | | | | | |
|-----|-------------------------|-----|--------------------|-----|--------------------|------|----------------|-------|-----------------|
| % | Shooting Percentage | (C) | Captain | +/- | Plus-Minus | Agn. | Against | AS | Assists |
| BS | Blocked Shots | DR | Defensive Rebounds | FD | Fouls Drawn | GP | Games Played | M / A | Made / Attempts |
| MPG | Minutes Played per Game | No. | Uniform Number | OR | Offensive Rebounds | PF | Fouls | PPG | Points per Game |
| PTS | Points | ST | Steals | TO | Turnovers | TOT | Total Rebounds | TP | Time Played |



Cumulative Statistics

チームの累積統計

AUS - Australia

After 5 games

Player Totals

| No. | Name | Sport Class | GP | TP | Field Goals | | 2 Points | | 3 Points | | Free Throws | | Rebounds | | | AS | TO | ST | BS | PF | FD | +/- | PTS |
|------------------|------------------------|-------------|----|---------|-------------|-----|----------|-----|----------|----|-------------|----|----------|-----|-----|-----|----|----|----|----|----|-----|-----|
| | | | | | M/A | % | M/A | % | M/A | % | M/A | % | OR | DR | TOT | | | | | | | | |
| 4 | VINCI Sarah | 1.0 | 5 | 1:05:01 | 9/12 | 75 | 9/12 | 75 | | | 0/1 | 0 | 2 | 7 | 9 | 4 | 4 | 1 | | 2 | 2 | -9 | 18 |
| 5 | CRONJE Jess | 4.0 | 5 | 1:03:23 | 4/7 | 57 | 4/7 | 57 | | | 2/4 | 50 | 1 | 5 | 6 | 5 | 5 | 2 | | 4 | 4 | -29 | 10 |
| 6 | DODD Hannah | 1.0 | 5 | 1:51:28 | 6/22 | 27 | 6/22 | 27 | | | 3/4 | 75 | 5 | 6 | 11 | 13 | 8 | 1 | | 5 | 6 | -60 | 15 |
| 7 | CRONAU Shelley | 2.5 | 5 | 2:03:42 | 7/24 | 29 | 7/24 | 29 | | | | | 4 | 5 | 9 | 11 | 8 | 3 | | 11 | 3 | -81 | 14 |
| 8 | MUNRO-COOK Georgia (C) | 4.5 | 5 | 2:38:22 | 27/77 | 35 | 27/76 | 36 | 0/1 | 0 | 8/23 | 35 | 1 | 29 | 30 | 15 | 16 | 3 | | 7 | 19 | -77 | 62 |
| 10 | MELLBERG Bree | 3.0 | 5 | 57:21 | 3/13 | 23 | 3/13 | 23 | | | 1/2 | 50 | | 6 | 6 | | 7 | 2 | 1 | 6 | 4 | -13 | 7 |
| 13 | OVENS Taishar | 1.0 | 5 | 36:11 | 1/6 | 17 | 1/6 | 17 | | | | | | 1 | 1 | | 1 | 1 | | 2 | 2 | -21 | 2 |
| 14 | SABLJAK Ella | 1.0 | 5 | 1:19:21 | 1/6 | 17 | 1/6 | 17 | | | | | 3 | 1 | 4 | 4 | 1 | 1 | | 6 | 1 | -48 | 2 |
| 15 | MERRITT Amber | 4.5 | 5 | 2:38:11 | 49/103 | 48 | 47/94 | 50 | 2/9 | 22 | 7/15 | 47 | 11 | 42 | 53 | 24 | 18 | 13 | 2 | 9 | 16 | -47 | 107 |
| 21 | FRIDAY Mary | 1.0 | 5 | 1:13:21 | 3/6 | 50 | 3/6 | 50 | | | | | | 2 | 2 | | 4 | 1 | | 1 | 2 | -11 | 6 |
| 22 | MARTIN Isabel | 1.0 | 5 | 38:25 | 1/1 | 100 | 1/1 | 100 | | | | | 2 | 4 | 6 | 2 | 2 | | | | 1 | -15 | 2 |
| 23 | ALEXANDER Natalie | 2.5 | 5 | 35:14 | 3/10 | 30 | 3/10 | 30 | | | 0/2 | 0 | | 5 | 5 | 2 | | | | 1 | 1 | 1 | 6 |
| Team / Coach | | | | | | | | | | | | | 5 | 8 | 13 | | 7 | | | | | | |
| Totals | | | | | 114/287 | 40 | 112/277 | 40 | 2/10 | 20 | 21/51 | 41 | 34 | 121 | 155 | 80 | 81 | 28 | 3 | 54 | 61 | -82 | 251 |
| Opponents | | | | | 153/313 | 49 | 150/299 | 50 | 3/14 | 21 | 24/46 | 52 | 44 | 153 | 197 | 128 | 68 | 35 | 5 | 60 | 54 | 82 | 333 |

Team Totals

| | AUS | Opponents |
|-----------------------|------------------|-------------------|
| Points from Turnovers | 58 | 73 |
| Points in the Paint | 162 (81/161) 50% | 232 (116/206) 56% |
| Second Chance Points | 21 | 43 |
| Fast Break Points | 21 | 40 |
| Bench Points | 51 | 116 |

Player Averages

| No. | Name | Sport Class | GP | MPG | Field Goals | | 2 Points | | 3 Points | | Free Throws | | Rebounds | | | AS | TO | ST | BS | PF | FD | +/- | PPG |
|------------------|------------------------|-------------|----|------|-------------|-----|-----------|-----|----------|----|-------------|----|----------|------|------|------|------|-----|-----|------|------|-------|------|
| | | | | | M/A | % | M/A | % | M/A | % | M/A | % | OR | DR | TOT | | | | | | | | |
| 4 | VINCI Sarah | 1.0 | 5 | 13.0 | 1.8/2.4 | 75 | 1.8/2.4 | 75 | | | 0.0/0.2 | 0 | 0.4 | 1.4 | 1.8 | 0.8 | 0.8 | 0.2 | | 0.4 | 0.4 | -1.8 | 3.6 |
| 5 | CRONJE Jess | 4.0 | 5 | 12.7 | 0.8/1.4 | 57 | 0.8/1.4 | 57 | | | 0.4/0.8 | 50 | 0.2 | 1.0 | 1.2 | 1.0 | 1.0 | 0.4 | | 0.8 | 0.8 | -5.8 | 2.0 |
| 6 | DODD Hannah | 1.0 | 5 | 22.3 | 1.2/4.4 | 27 | 1.2/4.4 | 27 | | | 0.6/0.8 | 75 | 1.0 | 1.2 | 2.2 | 2.6 | 1.6 | 0.2 | | 1.0 | 1.2 | -12.0 | 3.0 |
| 7 | CRONAU Shelley | 2.5 | 5 | 24.7 | 1.4/4.8 | 29 | 1.4/4.8 | 29 | | | | | 0.8 | 1.0 | 1.8 | 2.2 | 1.6 | 0.6 | | 2.2 | 0.6 | -16.2 | 2.8 |
| 8 | MUNRO-COOK Georgia (C) | 4.5 | 5 | 31.7 | 5.4/15.4 | 35 | 5.4/15.2 | 36 | 0.0/0.2 | 0 | 1.6/4.6 | 35 | 0.2 | 5.8 | 6.0 | 3.0 | 3.2 | 0.6 | | 1.4 | 3.8 | -15.4 | 12.4 |
| 10 | MELLBERG Bree | 3.0 | 5 | 11.5 | 0.6/2.6 | 23 | 0.6/2.6 | 23 | | | 0.2/0.4 | 50 | | 1.2 | 1.2 | | 1.4 | 0.4 | 0.2 | 1.2 | 0.8 | -2.6 | 1.4 |
| 13 | OVENS Taishar | 1.0 | 5 | 7.2 | 0.2/1.2 | 17 | 0.2/1.2 | 17 | | | | | | 0.2 | 0.2 | | 0.2 | 0.2 | | 0.4 | 0.4 | -4.2 | 0.4 |
| 14 | SABLJAK Ella | 1.0 | 5 | 15.9 | 0.2/1.2 | 17 | 0.2/1.2 | 17 | | | | | 0.6 | 0.2 | 0.8 | 0.8 | 0.2 | 0.2 | | 1.2 | 0.2 | -9.6 | 0.4 |
| 15 | MERRITT Amber | 4.5 | 5 | 31.6 | 9.8/20.6 | 48 | 9.4/18.8 | 50 | 0.4/1.8 | 22 | 1.4/3.0 | 47 | 2.2 | 8.4 | 10.6 | 4.8 | 3.6 | 2.6 | 0.4 | 1.8 | 3.2 | -9.4 | 21.4 |
| 21 | FRIDAY Mary | 1.0 | 5 | 14.7 | 0.6/1.2 | 50 | 0.6/1.2 | 50 | | | | | | 0.4 | 0.4 | | 0.8 | 0.2 | | 0.2 | 0.4 | -2.2 | 1.2 |
| 22 | MARTIN Isabel | 1.0 | 5 | 7.7 | 0.2/0.2 | 100 | 0.2/0.2 | 100 | | | | | 0.4 | 0.8 | 1.2 | 0.4 | 0.4 | | | | 0.2 | -3.0 | 0.4 |
| 23 | ALEXANDER Natalie | 2.5 | 5 | 7.0 | 0.6/2.0 | 30 | 0.6/2.0 | 30 | | | 0.0/0.4 | 0 | | 1.0 | 1.0 | 0.4 | | | | 0.2 | 0.2 | 0.2 | 1.2 |
| Team / Coach | | | | | | | | | | | | | 1.0 | 1.6 | 2.6 | | 1.4 | | | | | | |
| Totals | | | | | 22.8/57.4 | 40 | 22.4/55.4 | 40 | 0.4/2.0 | 20 | 4.2/10.2 | 41 | 6.8 | 24.2 | 31.0 | 16.0 | 16.2 | 5.6 | 0.6 | 10.8 | 12.2 | -16.4 | 50.2 |
| Opponents | | | | | 30.6/62.6 | 49 | 30.0/59.8 | 50 | 0.6/2.8 | 21 | 4.8/9.2 | 52 | 8.8 | 30.6 | 39.4 | 25.6 | 13.6 | 7.0 | 1.0 | 12.0 | 10.8 | 16.4 | 66.6 |

Team Averages

| | AUS | Opponents |
|-----------------------|------|-----------|
| Points from Turnovers | 11.6 | 14.6 |
| Points in the Paint | 32.4 | 46.4 |
| Second Chance Points | 4.2 | 8.6 |
| Fast Break Points | 4.2 | 8.0 |
| Bench Points | 10.2 | 23.2 |



Cumulative Statistics

チームの累積統計

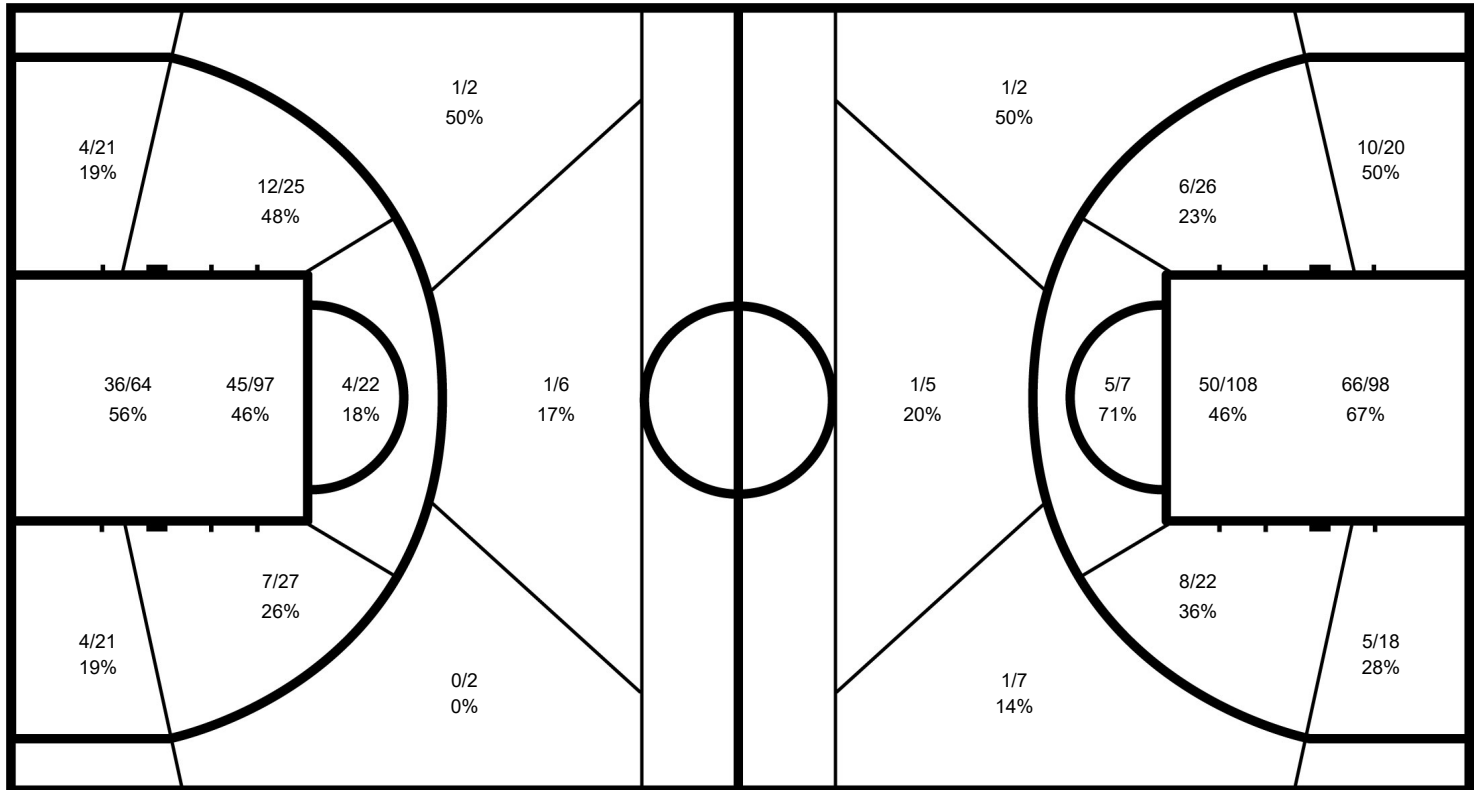
AUS - Australia

After 5 games

| Phase | AUS Played | Score | | Field Goals | | 2 Points | | 3 Points | | Free Throws | | Rebounds | | | AS | TO | ST | BS | PF | FD |
|-----------------------------|------------|-------|------|-------------|----|----------|----|----------|----|-------------|----|----------|----|-----|----|----|----|----|----|----|
| | | | | M / A | % | M / A | % | M / A | % | M / A | % | OR | DR | TOT | | | | | | |
| Preliminary Round Group A | JPN | 47-73 | For | 22/60 | 37 | 22/60 | 37 | | | 3/9 | 33 | 11 | 27 | 38 | 14 | 24 | 7 | 1 | 11 | 15 |
| | | | Agn. | 35/71 | 49 | 35/69 | 51 | 0/2 | 0 | 3/6 | 50 | 10 | 30 | 40 | 31 | 14 | 11 | | | 14 |
| Preliminary Round Group A | GER | 58-77 | For | 25/51 | 49 | 24/48 | 50 | 1/3 | 33 | 7/15 | 47 | 5 | 22 | 27 | 20 | 19 | 5 | | 15 | 15 |
| | | | Agn. | 33/58 | 57 | 33/58 | 57 | | | 11/19 | 58 | 6 | 24 | 30 | 28 | 9 | 8 | 1 | 15 | 15 |
| Preliminary Round Group A | GBR | 38-75 | For | 18/59 | 31 | 18/56 | 32 | 0/3 | 0 | 2/5 | 40 | 9 | 25 | 34 | 9 | 18 | 2 | | 6 | 7 |
| | | | Agn. | 36/66 | 55 | 36/65 | 55 | 0/1 | 0 | 3/4 | 75 | 5 | 34 | 39 | 31 | 8 | 8 | 1 | 7 | 6 |
| Preliminary Round Group A | CAN | 37-76 | For | 17/58 | 29 | 16/55 | 29 | 1/3 | 33 | 2/6 | 33 | 3 | 15 | 18 | 15 | 11 | 9 | 1 | 11 | 8 |
| | | | Agn. | 35/61 | 57 | 33/56 | 59 | 2/5 | 40 | 4/9 | 44 | 10 | 40 | 50 | 26 | 16 | 4 | | 8 | 11 |
| Classification Playoff 9/10 | ALG | 71-32 | For | 32/59 | 54 | 32/58 | 55 | 0/1 | 0 | 7/16 | 44 | 6 | 32 | 38 | 22 | 9 | 5 | 1 | 11 | 16 |
| | | | Agn. | 14/57 | 25 | 13/51 | 25 | 1/6 | 17 | 3/8 | 38 | 13 | 25 | 38 | 12 | 21 | 4 | 3 | 16 | 11 |

AUS - Australia

Opponents



AUS

| | M / A | % |
|-------------|-----------|----|
| Field Goals | 114 / 287 | 40 |
| 2 Points | 112 / 277 | 40 |
| 3 Points | 2 / 10 | 20 |
| Free Throws | 21 / 51 | 41 |

Opponents

| % | M / A | |
|----|-----------|-------------|
| 49 | 153 / 313 | Field Goals |
| 50 | 150 / 299 | 2 Points |
| 21 | 3 / 14 | 3 Points |
| 52 | 24 / 46 | Free Throws |



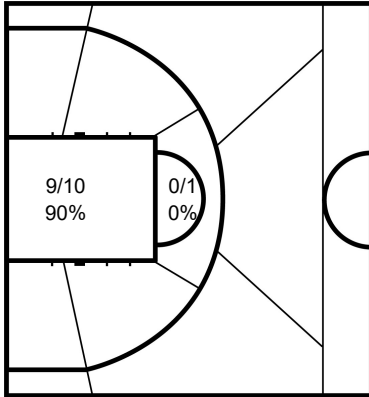
Cumulative Statistics

チームの累積統計

AUS - Australia

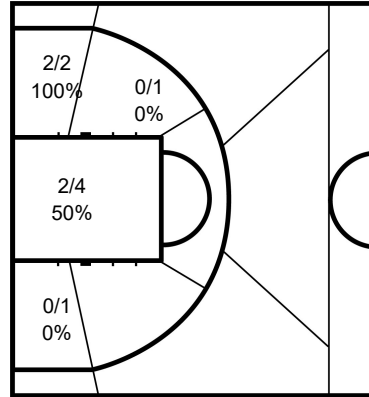
After 5 games

4 VINCI Sarah



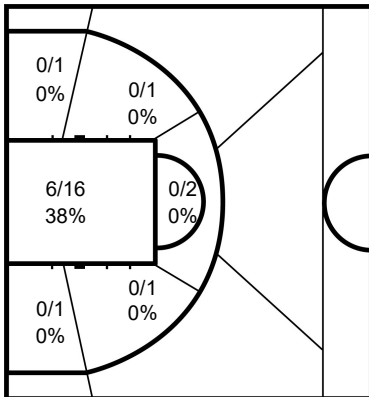
| | M / A | % |
|-------------|--------|----|
| Field Goals | 9 / 12 | 75 |
| 2 Points | 9 / 12 | 75 |
| 3 Points | | |
| Free Throws | 0 / 1 | 0 |

5 CRONJE Jess



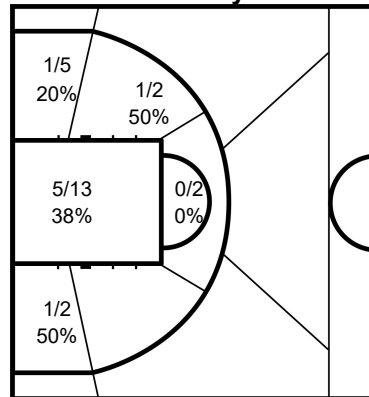
| | M / A | % |
|-------------|-------|----|
| Field Goals | 4 / 7 | 57 |
| 2 Points | 4 / 7 | 57 |
| 3 Points | | |
| Free Throws | 2 / 4 | 50 |

6 DODD Hannah



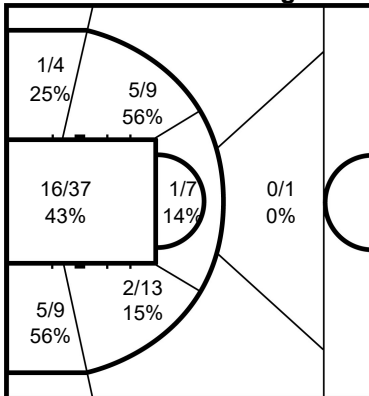
| | M / A | % |
|-------------|--------|----|
| Field Goals | 6 / 22 | 27 |
| 2 Points | 6 / 22 | 27 |
| 3 Points | | |
| Free Throws | 3 / 4 | 75 |

7 CRONAU Shelley



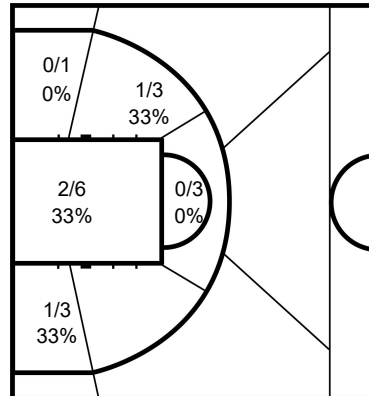
| | M / A | % |
|-------------|--------|----|
| Field Goals | 7 / 24 | 29 |
| 2 Points | 7 / 24 | 29 |
| 3 Points | | |
| Free Throws | | |

8 MUNRO-COOK Georgia



| | M / A | % |
|-------------|---------|----|
| Field Goals | 27 / 77 | 35 |
| 2 Points | 27 / 76 | 36 |
| 3 Points | 0 / 1 | 0 |
| Free Throws | 8 / 23 | 35 |

10 MELLBERG Bree



| | M / A | % |
|-------------|--------|----|
| Field Goals | 3 / 13 | 23 |
| 2 Points | 3 / 13 | 23 |
| 3 Points | | |
| Free Throws | 1 / 2 | 50 |



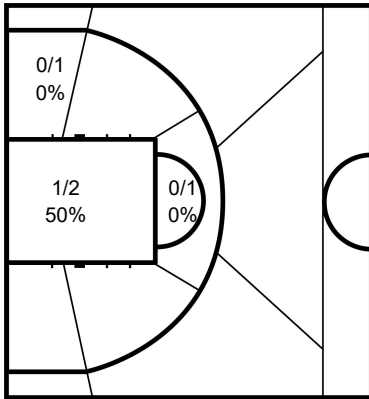
Cumulative Statistics

チームの累積統計

AUS - Australia

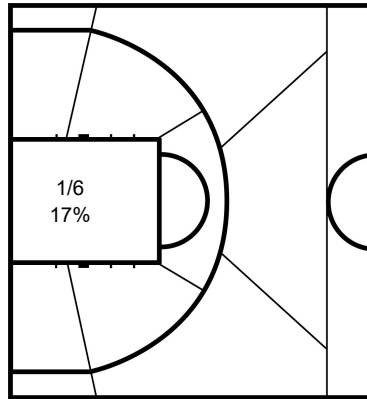
After 5 games

13 OVENS Taishar



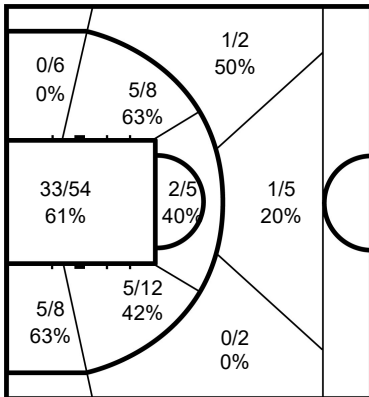
| | M / A | % |
|-------------|-------|----|
| Field Goals | 1 / 6 | 17 |
| 2 Points | 1 / 6 | 17 |
| 3 Points | | |
| Free Throws | | |

14 SABLJAK Eila



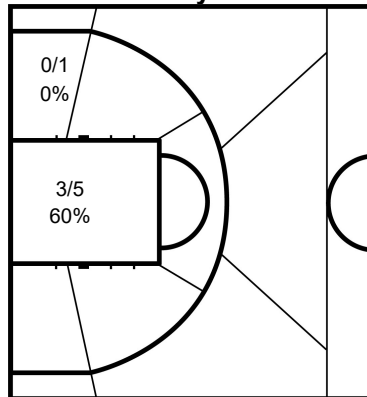
| | M / A | % |
|-------------|-------|----|
| Field Goals | 1 / 6 | 17 |
| 2 Points | 1 / 6 | 17 |
| 3 Points | | |
| Free Throws | | |

15 MERRITT Amber



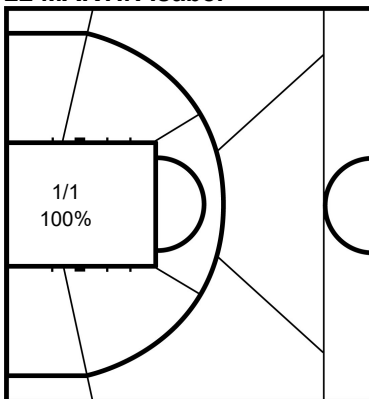
| | M / A | % |
|-------------|----------|----|
| Field Goals | 49 / 103 | 48 |
| 2 Points | 47 / 94 | 50 |
| 3 Points | 2 / 9 | 22 |
| Free Throws | 7 / 15 | 47 |

21 FRIDAY Mary



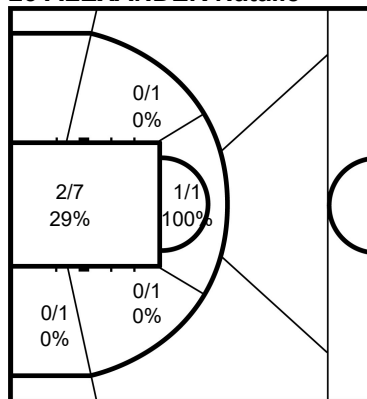
| | M / A | % |
|-------------|-------|----|
| Field Goals | 3 / 6 | 50 |
| 2 Points | 3 / 6 | 50 |
| 3 Points | | |
| Free Throws | | |

22 MARTIN Isabel



| | M / A | % |
|-------------|-------|-----|
| Field Goals | 1 / 1 | 100 |
| 2 Points | 1 / 1 | 100 |
| 3 Points | | |
| Free Throws | | |

23 ALEXANDER Natalie



| | M / A | % |
|-------------|--------|----|
| Field Goals | 3 / 10 | 30 |
| 2 Points | 3 / 10 | 30 |
| 3 Points | | |
| Free Throws | 0 / 2 | 0 |

| Legend: | | | | | | | |
|---------|-------------------------|-----|--------------------|-----|--------------------|-------|-----------------|
| % | Shooting Percentage | (C) | Captain | +/- | Plus-Minus | Agn. | Against |
| BS | Blocked Shots | DR | Defensive Rebounds | FD | Fouls Drawn | GP | Games Played |
| MPG | Minutes Played per Game | No. | Uniform Number | OR | Offensive Rebounds | PF | Fouls |
| PTS | Points | ST | Steals | TO | Turnovers | TOT | Total Rebounds |
| | | | | | | AS | Assists |
| | | | | | | M / A | Made / Attempts |
| | | | | | | PPG | Points per Game |
| | | | | | | TP | Time Played |



Cumulative Statistics

チームの累積統計

ALG - Algeria

After 5 games

Player Totals

| No. | Name | Sport Class | GP | TP | Field Goals | | 2 Points | | 3 Points | | Free Throws | | Rebounds | | | AS | TO | ST | BS | PF | FD | +/- | PTS |
|------------------|-----------------------|-------------|----|---------|-------------|----|----------|----|----------|----|-------------|----|----------|-----|-----|-----|-----|----|----|----|----|------|-----|
| | | | | | M / A | % | M / A | % | M / A | % | M / A | % | OR | DR | TOT | | | | | | | | |
| 4 | MEHIMDA Nebia | 3.0 | 4 | 28:42 | 1/5 | 20 | 1/5 | 20 | | | | | 2 | 3 | 5 | 3 | | | 1 | 1 | 2 | -37 | 2 |
| 5 | KHEDIR Naoual | 4.0 | 4 | 30:20 | 2/6 | 33 | 2/6 | 33 | | | 1/4 | 25 | 2 | 7 | 9 | 2 | 9 | 1 | | 3 | 3 | -43 | 5 |
| 6 | GHOUL Yamina | 1.5 | 2 | 4:11 | | | | | | | 0/2 | 0 | | | | | | | | | 2 | -13 | |
| 7 | BELHADEF Hafida | 4.0 | 2 | 13:39 | 0/4 | 0 | 0/4 | 0 | | | | | | | 1 | 1 | | | | | | -31 | |
| 8 | BOUZIDI Fatima | 1.0 | 5 | 3:18:47 | 1/12 | 8 | 1/12 | 8 | | | 1/5 | 20 | 8 | 6 | 14 | 1 | 4 | 3 | | 4 | 4 | -292 | 3 |
| 9 | KHEMGANI Djamilia (C) | 4.0 | 5 | 2:42:00 | 14/79 | 18 | 12/40 | 30 | 2/39 | 5 | | | 3 | 21 | 24 | 14 | 31 | 2 | 1 | 8 | 10 | -244 | 30 |
| 11 | SEMATI Dahbia | 1.5 | 5 | 3:15:49 | 2/12 | 17 | 2/12 | 17 | | | 1/2 | 50 | 6 | 10 | 16 | 2 | 3 | | | 7 | 3 | -279 | 5 |
| 12 | ZAIRI Kheira | 4.0 | 5 | 1:17:35 | 4/32 | 13 | 4/22 | 18 | 0/10 | 0 | 0/2 | 0 | 5 | 16 | 21 | 4 | 13 | 4 | 2 | 7 | 2 | -88 | 8 |
| 13 | SELLAMI Zohra | 2.5 | 4 | 28:53 | 0/2 | 0 | 0/2 | 0 | | | | | | 4 | 4 | | 4 | | | 1 | 1 | -54 | |
| 14 | ABDELALI Samiha | 2.5 | 5 | 2:24:53 | 8/46 | 17 | 7/34 | 21 | 1/12 | 8 | 1/2 | 50 | 1 | 17 | 18 | 8 | 32 | 6 | | 11 | 7 | -204 | 18 |
| 15 | BOUBLAL Nourhane | 4.5 | 5 | 1:55:11 | 15/53 | 28 | 15/50 | 30 | 0/3 | 0 | 3/9 | 33 | 4 | 17 | 21 | 1 | 4 | 1 | 1 | 3 | 6 | -175 | 33 |
| Team / Coach | | | | | | | | | | | | | 8 | 15 | 23 | | 39 | | | 1 | | | |
| Totals | | | | | 47/251 | 19 | 44/187 | 24 | 3/64 | 5 | 7/26 | 27 | 39 | 116 | 155 | 36 | 140 | 17 | 5 | 46 | 40 | -292 | 104 |
| Opponents | | | | | 186/356 | 52 | 185/350 | 53 | 1/6 | 17 | 23/46 | 50 | 59 | 162 | 221 | 137 | 41 | 55 | 6 | 40 | 46 | 292 | 396 |

Team Totals

| | ALG | Opponents |
|-----------------------|-----------------|-------------------|
| Points from Turnovers | 14 | 163 |
| Points in the Paint | 64 (32/100) 32% | 290 (145/237) 61% |
| Second Chance Points | 19 | 55 |
| Fast Break Points | 8 | 92 |
| Bench Points | 25 | 160 |

Player Averages

| No. | Name | Sport Class | GP | MPG | Field Goals | | 2 Points | | 3 Points | | Free Throws | | Rebounds | | | AS | TO | ST | BS | PF | FD | +/- | PPG |
|------------------|-----------------------|-------------|----|------|-------------|----|-----------|----|----------|----|-------------|----|----------|------|------|------|------|------|-----|-----|-----|-------|------|
| | | | | | M / A | % | M / A | % | M / A | % | M / A | % | OR | DR | TOT | | | | | | | | |
| 4 | MEHIMDA Nebia | 3.0 | 4 | 7.2 | 0.3/1.3 | 20 | 0.3/1.3 | 20 | | | | | 0.5 | 0.8 | 1.3 | 0.8 | | | 0.3 | 0.3 | 0.5 | -9.3 | 0.5 |
| 5 | KHEDIR Naoual | 4.0 | 4 | 7.6 | 0.5/1.5 | 33 | 0.5/1.5 | 33 | | | 0.3/1.0 | 25 | 0.5 | 1.8 | 2.3 | 0.5 | 2.3 | 0.3 | | 0.8 | 0.8 | -10.8 | 1.3 |
| 6 | GHOUL Yamina | 1.5 | 2 | 2.1 | | | | | | | 0.0/1.0 | 0 | | | | | | | | | 1.0 | -6.5 | |
| 7 | BELHADEF Hafida | 4.0 | 2 | 6.8 | 0.0/2.0 | 0 | 0.0/2.0 | 0 | | | | | | | | 0.5 | 0.5 | | | | | -15.5 | |
| 8 | BOUZIDI Fatima | 1.0 | 5 | 39.8 | 0.2/2.4 | 8 | 0.2/2.4 | 8 | | | 0.2/1.0 | 20 | 1.6 | 1.2 | 2.8 | 0.2 | 0.8 | 0.6 | | 0.8 | 0.8 | -58.4 | 0.6 |
| 9 | KHEMGANI Djamilia (C) | 4.0 | 5 | 32.4 | 2.8/15.8 | 18 | 2.4/8.0 | 30 | 0.4/7.8 | 5 | | | 0.6 | 4.2 | 4.8 | 2.8 | 6.2 | 0.4 | 0.2 | 1.6 | 2.0 | -48.8 | 6.0 |
| 11 | SEMATI Dahbia | 1.5 | 5 | 39.2 | 0.4/2.4 | 17 | 0.4/2.4 | 17 | | | 0.2/0.4 | 50 | 1.2 | 2.0 | 3.2 | 0.4 | 0.6 | | | 1.4 | 0.6 | -55.8 | 1.0 |
| 12 | ZAIRI Kheira | 4.0 | 5 | 15.5 | 0.8/6.4 | 13 | 0.8/4.4 | 18 | 0.0/2.0 | 0 | 0.0/0.4 | 0 | 1.0 | 3.2 | 4.2 | 0.8 | 2.6 | 0.8 | 0.4 | 1.4 | 0.4 | -17.6 | 1.6 |
| 13 | SELLAMI Zohra | 2.5 | 4 | 7.2 | 0.0/0.5 | 0 | 0.0/0.5 | 0 | | | | | | 1.0 | 1.0 | | 1.0 | | | 0.3 | 0.3 | -13.5 | |
| 14 | ABDELALI Samiha | 2.5 | 5 | 29.0 | 1.6/9.2 | 17 | 1.4/6.8 | 21 | 0.2/2.4 | 8 | 0.2/0.4 | 50 | 0.2 | 3.4 | 3.6 | 1.6 | 6.4 | 1.2 | | 2.2 | 1.4 | -40.8 | 3.6 |
| 15 | BOUBLAL Nourhane | 4.5 | 5 | 23.0 | 3.0/10.6 | 28 | 3.0/10.0 | 30 | 0.0/0.6 | 0 | 0.6/1.8 | 33 | 0.8 | 3.4 | 4.2 | 0.2 | 0.8 | 0.2 | 0.2 | 0.6 | 1.2 | -35.0 | 6.6 |
| Team / Coach | | | | | | | | | | | | | 1.6 | 3.0 | 4.6 | | 7.8 | | | 1 | | | |
| Totals | | | | | 9.4/50.2 | 19 | 8.8/37.4 | 24 | 0.6/12.8 | 5 | 1.4/5.2 | 27 | 7.8 | 23.2 | 31.0 | 7.2 | 28.0 | 3.4 | 1.0 | 9.2 | 8.0 | -58.4 | 20.8 |
| Opponents | | | | | 37.2/71.2 | 52 | 37.0/70.0 | 53 | 0.2/1.2 | 17 | 4.6/9.2 | 50 | 11.8 | 32.4 | 44.2 | 27.4 | 8.2 | 11.0 | 1.2 | 8.0 | 9.2 | 58.4 | 79.2 |

Team Averages

| | ALG | Opponents |
|-----------------------|------|-----------|
| Points from Turnovers | 2.8 | 32.6 |
| Points in the Paint | 12.8 | 58.0 |
| Second Chance Points | 3.8 | 11.0 |
| Fast Break Points | 1.6 | 18.4 |
| Bench Points | 5.0 | 32.0 |



Cumulative Statistics

チームの累積統計

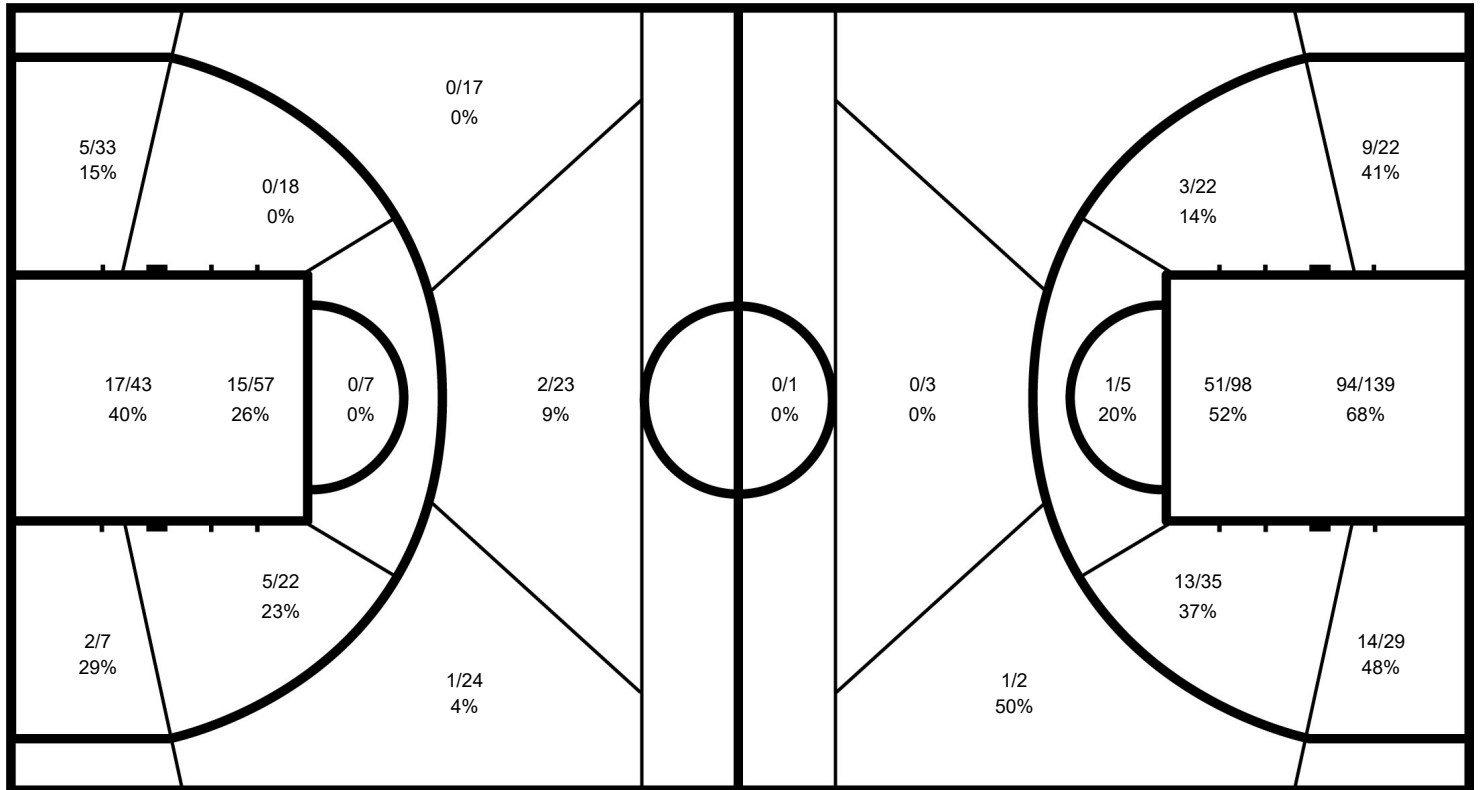
ALG - Algeria

After 5 games

| Phase | ALG Played | Score | | Field Goals | | 2 Points | | 3 Points | | Free Throws | | Rebounds | | | AS | TO | ST | BS | PF | FD |
|-----------------------------|------------|--------|------|-------------|----|----------|----|----------|----|-------------|-----|----------|----|-----|----|----|----|----|----|----|
| | | | | M / A | % | M / A | % | M / A | % | M / A | % | OR | DR | TOT | | | | | | |
| Preliminary Round Group B | CHN | 25-74 | For | 12/42 | 29 | 11/26 | 42 | 1/16 | 6 | | | 1 | 25 | 26 | 7 | 30 | | | 10 | 3 |
| | | | Agn. | 35/71 | 49 | 35/70 | 50 | 0/1 | 0 | 4/8 | 50 | 12 | 25 | 37 | 29 | 4 | 11 | | | 3 |
| Preliminary Round Group B | NED | 18-109 | For | 8/54 | 15 | 7/41 | 17 | 1/13 | 8 | 1/5 | 20 | 11 | 16 | 27 | 6 | 35 | 3 | 1 | 8 | 10 |
| | | | Agn. | 51/83 | 61 | 50/80 | 63 | 1/3 | 33 | 6/9 | 67 | 15 | 34 | 49 | 40 | 7 | 17 | 4 | 10 | 9 |
| Preliminary Round Group B | ESP | 8-80 | For | 4/46 | 9 | 4/26 | 15 | 0/20 | 0 | 0/5 | 0 | 5 | 24 | 29 | 3 | 30 | 6 | | 10 | 8 |
| | | | Agn. | 38/75 | 51 | 38/74 | 51 | 0/1 | 0 | 4/11 | 36 | 16 | 39 | 55 | 24 | 11 | 12 | 1 | 8 | 10 |
| Preliminary Round Group B | USA | 21-62 | For | 9/52 | 17 | 9/43 | 21 | 0/9 | 0 | 3/8 | 38 | 9 | 26 | 35 | 8 | 24 | 4 | 1 | 2 | 8 |
| | | | Agn. | 30/68 | 44 | 30/68 | 44 | | | 2/2 | 100 | 10 | 32 | 42 | 22 | 10 | 10 | | 8 | 2 |
| Classification Playoff 9/10 | AUS | 32-71 | For | 14/57 | 25 | 13/51 | 25 | 1/6 | 17 | 3/8 | 38 | 13 | 25 | 38 | 12 | 21 | 4 | 3 | 16 | 11 |
| | | | Agn. | 32/59 | 54 | 32/58 | 55 | 0/1 | 0 | 7/16 | 44 | 6 | 32 | 38 | 22 | 9 | 5 | 1 | 11 | 16 |

ALG - Algeria

Opponents



ALG

| | M / A | % |
|-------------|----------|----|
| Field Goals | 47 / 251 | 19 |
| 2 Points | 44 / 187 | 24 |
| 3 Points | 3 / 64 | 5 |
| Free Throws | 7 / 26 | 27 |

Opponents

| % | M / A | |
|----|-----------|-------------|
| 52 | 186 / 356 | Field Goals |
| 53 | 185 / 350 | 2 Points |
| 17 | 1 / 6 | 3 Points |
| 50 | 23 / 46 | Free Throws |



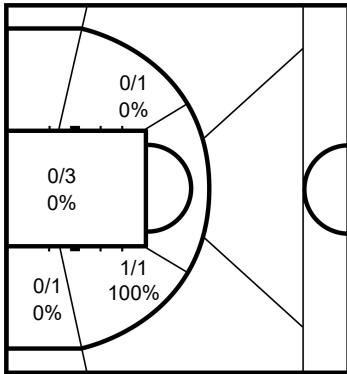
Cumulative Statistics

チームの累積統計

ALG - Algeria

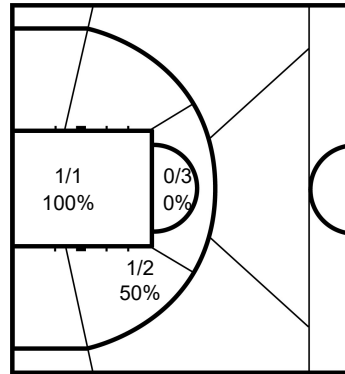
After 5 games

4 MEHIMDA Nebia



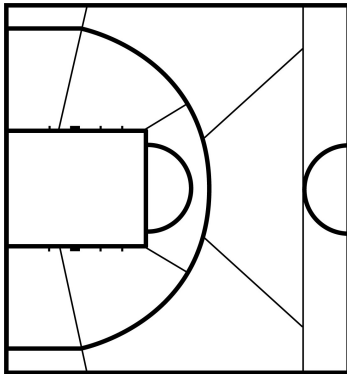
| | M / A | % |
|-------------|-------|----|
| Field Goals | 1 / 5 | 20 |
| 2 Points | 1 / 5 | 20 |
| 3 Points | | |
| Free Throws | | |

5 KHEDIR Naoual



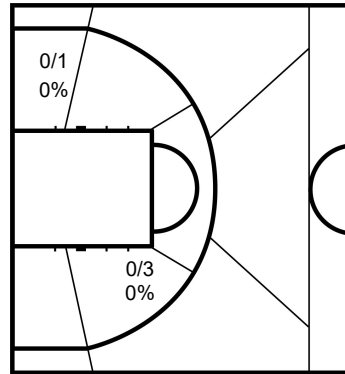
| | M / A | % |
|-------------|-------|----|
| Field Goals | 2 / 6 | 33 |
| 2 Points | 2 / 6 | 33 |
| 3 Points | | |
| Free Throws | 1 / 4 | 25 |

6 GHOUL Yamina



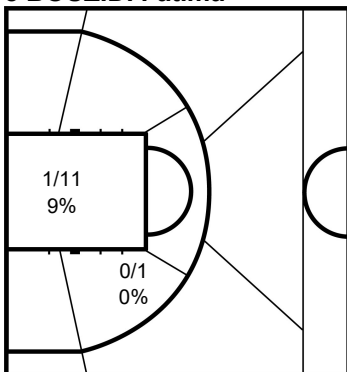
| | M / A | % |
|-------------|-------|---|
| Field Goals | | |
| 2 Points | | |
| 3 Points | | |
| Free Throws | 0 / 2 | 0 |

7 BELHADEF Hafida



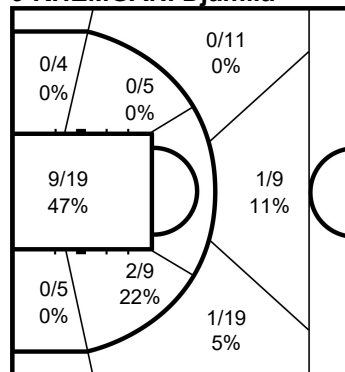
| | M / A | % |
|-------------|-------|---|
| Field Goals | 0 / 4 | 0 |
| 2 Points | 0 / 4 | 0 |
| 3 Points | | |
| Free Throws | | |

8 BOUZIDI Fatima



| | M / A | % |
|-------------|--------|----|
| Field Goals | 1 / 12 | 8 |
| 2 Points | 1 / 12 | 8 |
| 3 Points | | |
| Free Throws | 1 / 5 | 20 |

9 KHEMGANI Djamila



| | M / A | % |
|-------------|---------|----|
| Field Goals | 14 / 79 | 18 |
| 2 Points | 12 / 40 | 30 |
| 3 Points | 2 / 39 | 5 |
| Free Throws | | |



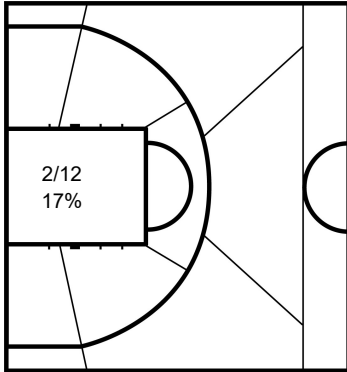
Cumulative Statistics

チームの累積統計

ALG - Algeria

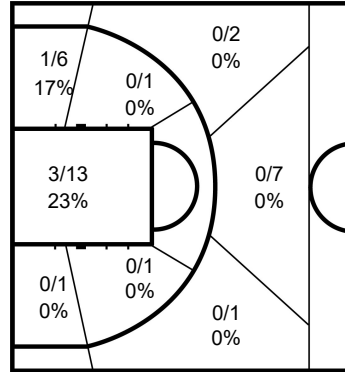
After 5 games

11 SEMATI Dahbia



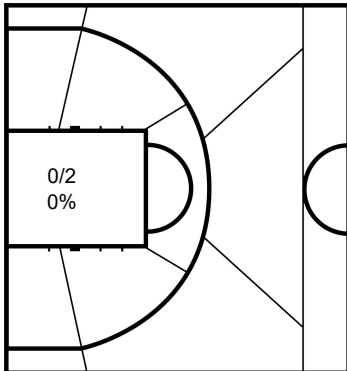
| | M / A | % |
|-------------|--------|----|
| Field Goals | 2 / 12 | 17 |
| 2 Points | 2 / 12 | 17 |
| 3 Points | | |
| Free Throws | 1 / 2 | 50 |

12 ZAIRI Kheira



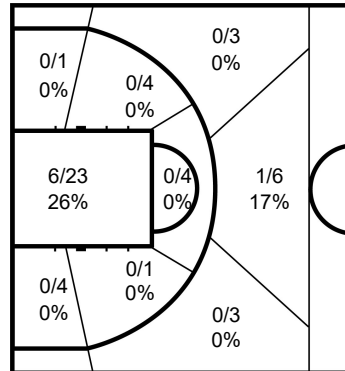
| | M / A | % |
|-------------|--------|----|
| Field Goals | 4 / 32 | 13 |
| 2 Points | 4 / 22 | 18 |
| 3 Points | 0 / 10 | 0 |
| Free Throws | 0 / 2 | 0 |

13 SELLAMI Zohra



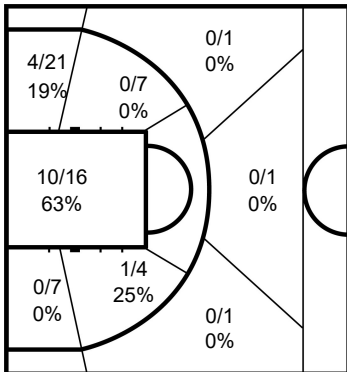
| | M / A | % |
|-------------|-------|---|
| Field Goals | 0 / 2 | 0 |
| 2 Points | 0 / 2 | 0 |
| 3 Points | | |
| Free Throws | | |

14 ABDELALI Samiha



| | M / A | % |
|-------------|--------|----|
| Field Goals | 8 / 46 | 17 |
| 2 Points | 7 / 34 | 21 |
| 3 Points | 1 / 12 | 8 |
| Free Throws | 1 / 2 | 50 |

15 BOUBLAL Nourhane



| | M / A | % |
|-------------|---------|----|
| Field Goals | 15 / 53 | 28 |
| 2 Points | 15 / 50 | 30 |
| 3 Points | 0 / 3 | 0 |
| Free Throws | 3 / 9 | 33 |

| Legend: | | | |
|---------|-------------------------|-------|--------------------|
| % | Shooting Percentage | (C) | Captain |
| BS | Blocked Shots | DR | Defensive Rebounds |
| MPG | Minutes Played per Game | No. | Uniform Number |
| PTS | Points | ST | Steals |
| +/- | Plus-Minus | Agn. | Against |
| FD | Fouls Drawn | GP | Games Played |
| OR | Offensive Rebounds | PF | Fouls |
| TOT | Total Rebounds | AS | Assists |
| | | M / A | Made / Attempts |
| | | PPG | Points per Game |
| | | TP | Time Played |

Please note due to an error on the part of the Algerian administration, the Algerian women's wheelchair basketball team has a change to the playing number of 2 players. In future #14 is Samiha ABDELALI and #15 Nourhane BOUBLAL



Overall Team Statistics

チームの統計上位者
As of SAT 4 SEP 2021 at 21:58

Totals

| Team | GP | | Field Goals | | 2 Points | | 3 Points | | Free Throws | | Rebounds | | | AS | TO | ST | BS | PF | FD | PTS |
|---------------|-----------|------|------------------|-----------|------------------|-----------|---------------|-----------|----------------|-----------|------------|-------------|-------------|-------------|------------|------------|-----------|------------|------------|-------------|
| | | | M/A | % | M/A | % | M/A | % | M/A | % | OR | DR | TOT | | | | | | | |
| ALG | 5 | For | 47/251 | 19 | 44/187 | 24 | 3/64 | 5 | 7/26 | 27 | 39 | 116 | 155 | 36 | 140 | 17 | 5 | 46 | 40 | 104 |
| | | Agn. | 186/356 | 52 | 185/350 | 53 | 1/6 | 17 | 23/46 | 50 | 59 | 162 | 221 | 137 | 41 | 55 | 6 | 40 | 46 | 396 |
| AUS | 5 | For | 114/287 | 40 | 112/277 | 40 | 2/10 | 20 | 21/51 | 41 | 34 | 121 | 155 | 80 | 81 | 28 | 3 | 54 | 61 | 251 |
| | | Agn. | 153/313 | 49 | 150/299 | 50 | 3/14 | 21 | 24/46 | 52 | 44 | 153 | 197 | 128 | 68 | 35 | 5 | 60 | 54 | 333 |
| CAN | 6 | For | 163/360 | 45 | 152/319 | 48 | 11/41 | 27 | 46/78 | 59 | 57 | 195 | 252 | 138 | 77 | 36 | 5 | 81 | 75 | 383 |
| | | Agn. | 132/384 | 34 | 128/360 | 36 | 4/24 | 17 | 29/45 | 64 | 55 | 147 | 202 | 111 | 70 | 27 | 6 | 75 | 81 | 297 |
| CHN | 7 | For | 145/369 | 39 | 144/359 | 40 | 1/10 | 10 | 35/63 | 56 | 44 | 199 | 243 | 126 | 63 | 31 | 5 | 58 | 75 | 326 |
| | | Agn. | 112/348 | 32 | 107/315 | 34 | 5/33 | 15 | 23/46 | 50 | 38 | 180 | 218 | 93 | 94 | 14 | 4 | 76 | 59 | 252 |
| ESP | 6 | For | 106/347 | 31 | 103/325 | 32 | 3/22 | 14 | 28/59 | 47 | 66 | 171 | 237 | 79 | 99 | 24 | 5 | 73 | 76 | 243 |
| | | Agn. | 140/341 | 41 | 136/311 | 44 | 4/30 | 13 | 20/49 | 41 | 42 | 182 | 224 | 106 | 80 | 40 | 6 | 76 | 73 | 304 |
| GBR | 6 | For | 144/380 | 38 | 143/362 | 40 | 1/18 | 6 | 18/38 | 47 | 53 | 158 | 211 | 116 | 63 | 30 | 2 | 79 | 73 | 307 |
| | | Agn. | 137/342 | 40 | 135/320 | 42 | 2/22 | 9 | 32/63 | 51 | 56 | 186 | 242 | 110 | 91 | 27 | 2 | 72 | 79 | 308 |
| GER | 7 | For | 167/414 | 40 | 159/378 | 42 | 8/36 | 22 | 56/93 | 60 | 61 | 206 | 267 | 134 | 75 | 32 | 11 | 117 | 112 | 398 |
| | | Agn. | 150/403 | 37 | 144/367 | 39 | 6/36 | 17 | 47/87 | 54 | 58 | 201 | 259 | 122 | 88 | 35 | 5 | 112 | 115 | 353 |
| JPN | 6 | For | 131/380 | 34 | 127/350 | 36 | 4/30 | 13 | 23/38 | 61 | 47 | 163 | 210 | 109 | 79 | 41 | 4 | 73 | 67 | 289 |
| | | Agn. | 166/383 | 43 | 157/357 | 44 | 9/26 | 35 | 24/48 | 50 | 64 | 202 | 266 | 122 | 89 | 34 | 8 | 67 | 75 | 365 |
| NED | 7 | For | 214/464 | 46 | 213/449 | 47 | 1/15 | 7 | 33/57 | 58 | 87 | 223 | 310 | 170 | 57 | 44 | 14 | 61 | 80 | 462 |
| | | Agn. | 110/397 | 28 | 105/359 | 29 | 5/38 | 13 | 17/32 | 53 | 59 | 170 | 229 | 89 | 105 | 19 | 6 | 78 | 62 | 242 |
| USA | 7 | For | 176/396 | 44 | 170/374 | 45 | 6/22 | 27 | 34/58 | 59 | 38 | 215 | 253 | 154 | 58 | 28 | 2 | 88 | 73 | 392 |
| | | Agn. | 121/381 | 32 | 120/342 | 35 | 1/39 | 3 | 62/99 | 63 | 51 | 184 | 235 | 124 | 66 | 25 | 8 | 74 | 88 | 305 |
| Totals | 31 | | 1407/3648 | 39 | 1367/3380 | 40 | 40/268 | 15 | 301/561 | 54 | 526 | 1767 | 2293 | 1142 | 792 | 311 | 56 | 730 | 732 | 3155 |

Averages

| Team | GP | | Field Goals | | 2 Points | | 3 Points | | Free Throws | | Rebounds | | | AS | TO | ST | BS | PF | FD | PPG |
|---------------|-----------|------|---------------|-----------|---------------|-----------|------------|-----------|--------------|-----------|-----------|-----------|-----------|-----------|-----------|-----------|----------|-----------|-----------|--------------|
| | | | M/A | % | M/A | % | M/A | % | M/A | % | OR | DR | TOT | | | | | | | |
| ALG | 5 | For | 9.4/50.2 | 19 | 8.8/37.4 | 24 | 0.6/12.8 | 5 | 1.4/5.2 | 27 | 7.8 | 23.2 | 31.0 | 7.2 | 28.0 | 3.4 | 1.0 | 9.2 | 8.0 | 20.8 |
| | | Agn. | 37.2/71.2 | 52 | 37.0/70.0 | 53 | 0.2/1.2 | 17 | 4.6/9.2 | 50 | 11.8 | 32.4 | 44.2 | 27.4 | 8.2 | 11.0 | 1.2 | 8.0 | 9.2 | 79.2 |
| AUS | 5 | For | 22.8/57.4 | 40 | 22.4/55.4 | 40 | 0.4/2.0 | 20 | 4.2/10.2 | 41 | 6.8 | 24.2 | 31.0 | 16.0 | 16.2 | 5.6 | 0.6 | 10.8 | 12.2 | 50.2 |
| | | Agn. | 30.6/62.6 | 49 | 30.0/59.8 | 50 | 0.6/2.8 | 21 | 4.8/9.2 | 52 | 8.8 | 30.6 | 39.4 | 25.6 | 13.6 | 7.0 | 1.0 | 12.0 | 10.8 | 66.6 |
| CAN | 6 | For | 27.2/60.0 | 45 | 25.3/53.2 | 48 | 1.8/6.8 | 27 | 7.7/13.0 | 59 | 9.5 | 32.5 | 42.0 | 23.0 | 12.8 | 6.0 | 0.8 | 13.5 | 12.5 | 63.8 |
| | | Agn. | 22.0/64.0 | 34 | 21.3/60.0 | 36 | 0.7/4.0 | 17 | 4.8/7.5 | 64 | 9.2 | 24.5 | 33.7 | 18.5 | 11.7 | 4.5 | 1.0 | 12.5 | 13.5 | 49.5 |
| CHN | 7 | For | 20.7/52.7 | 39 | 20.6/51.3 | 40 | 0.1/1.4 | 10 | 5.0/9.0 | 56 | 6.3 | 28.4 | 34.7 | 18.0 | 9.0 | 4.4 | 0.7 | 8.3 | 10.7 | 46.6 |
| | | Agn. | 16.0/49.7 | 32 | 15.3/45.0 | 34 | 0.7/4.7 | 15 | 3.3/6.6 | 50 | 5.4 | 25.7 | 31.1 | 13.3 | 13.4 | 2.0 | 0.6 | 10.9 | 8.4 | 36.0 |
| ESP | 6 | For | 17.7/57.8 | 31 | 17.2/54.2 | 32 | 0.5/3.7 | 14 | 4.7/9.8 | 47 | 11.0 | 28.5 | 39.5 | 13.2 | 16.5 | 4.0 | 0.8 | 12.2 | 12.7 | 40.5 |
| | | Agn. | 23.3/56.8 | 41 | 22.7/51.8 | 44 | 0.7/5.0 | 13 | 3.3/8.2 | 41 | 7.0 | 30.3 | 37.3 | 17.7 | 13.3 | 6.7 | 1.0 | 12.7 | 12.2 | 50.7 |
| GBR | 6 | For | 24.0/63.3 | 38 | 23.8/60.3 | 40 | 0.2/3.0 | 6 | 3.0/6.3 | 47 | 8.8 | 26.3 | 35.2 | 19.3 | 10.5 | 5.0 | 0.3 | 13.2 | 12.2 | 51.2 |
| | | Agn. | 22.8/57.0 | 40 | 22.5/53.3 | 42 | 0.3/3.7 | 9 | 5.3/10.5 | 51 | 9.3 | 31.0 | 40.3 | 18.3 | 15.2 | 4.5 | 0.3 | 12.0 | 13.2 | 51.3 |
| GER | 7 | For | 23.9/59.1 | 40 | 22.7/54.0 | 42 | 1.1/5.1 | 22 | 8.0/13.3 | 60 | 8.7 | 29.4 | 38.1 | 19.1 | 10.7 | 4.6 | 1.6 | 16.7 | 16.0 | 56.9 |
| | | Agn. | 21.4/57.6 | 37 | 20.6/52.4 | 39 | 0.9/5.1 | 17 | 6.7/12.4 | 54 | 8.3 | 28.7 | 37.0 | 17.4 | 12.6 | 5.0 | 0.7 | 16.0 | 16.4 | 50.4 |
| JPN | 6 | For | 21.8/63.3 | 34 | 21.2/58.3 | 36 | 0.7/5.0 | 13 | 3.8/6.3 | 61 | 7.8 | 27.2 | 35.0 | 18.2 | 13.2 | 6.8 | 0.7 | 12.2 | 11.2 | 48.2 |
| | | Agn. | 27.7/63.8 | 43 | 26.2/59.5 | 44 | 1.5/4.3 | 35 | 4.0/8.0 | 50 | 10.7 | 33.7 | 44.3 | 20.3 | 14.8 | 5.7 | 1.3 | 11.2 | 12.5 | 60.8 |
| NED | 7 | For | 30.6/66.3 | 46 | 30.4/64.1 | 47 | 0.1/2.1 | 7 | 4.7/8.1 | 58 | 12.4 | 31.9 | 44.3 | 24.3 | 8.1 | 6.3 | 2.0 | 8.7 | 11.4 | 66.0 |
| | | Agn. | 15.7/56.7 | 28 | 15.0/51.3 | 29 | 0.7/5.4 | 13 | 2.4/4.6 | 53 | 8.4 | 24.3 | 32.7 | 12.7 | 15.0 | 2.7 | 0.9 | 11.1 | 8.9 | 34.6 |
| USA | 7 | For | 25.1/56.6 | 44 | 24.3/53.4 | 45 | 0.9/3.1 | 27 | 4.9/8.3 | 59 | 5.4 | 30.7 | 36.1 | 22.0 | 8.3 | 4.0 | 0.3 | 12.6 | 10.4 | 56.0 |
| | | Agn. | 17.3/54.4 | 32 | 17.1/48.9 | 35 | 0.1/5.6 | 3 | 8.9/14.1 | 63 | 7.3 | 26.3 | 33.6 | 17.7 | 9.4 | 3.6 | 1.1 | 10.6 | 12.6 | 43.6 |
| Totals | 31 | | 45/118 | 39 | 44/109 | 40 | 1/9 | 15 | 10/18 | 54 | 17 | 57 | 74 | 37 | 26 | 10 | 2 | 24 | 24 | 101.8 |

Legend:

| | | | | | | | | | |
|-----|---------------------|-----|-----------------|-----|--------------|-------|-----------------|----|--------------------|
| % | Shooting Percentage | Agn | Against | AS | Assists | Avg. | Average | BS | Blocked Shots |
| DR | Defensive Rebounds | FD | Fouls Drawn | GP | Games Played | M / A | Made / Attempts | OR | Offensive Rebounds |
| PF | Fouls | PPG | Points Per Game | PTS | Points | ST | Steals | TO | Turnovers |
| TOT | Total Rebounds | | | | | | | | |



Team Statistics

チーム統計

As of SAT 4 SEP 2021 at 21:58

TOTAL FIELD GOALS %

| Rk | Team | GP | M/A | % |
|----|------|----|-----------|------|
| 1 | NED | 7 | 214 / 464 | 46.1 |
| 2 | CAN | 6 | 163 / 360 | 45.3 |
| 3 | USA | 7 | 176 / 396 | 44.4 |
| 4 | GER | 7 | 167 / 414 | 40.3 |
| 5 | AUS | 5 | 114 / 287 | 39.7 |
| 6 | CHN | 7 | 145 / 369 | 39.3 |
| 7 | GBR | 6 | 144 / 380 | 37.9 |
| 8 | JPN | 6 | 131 / 380 | 34.5 |
| 9 | ESP | 6 | 106 / 347 | 30.5 |
| 10 | ALG | 5 | 47 / 251 | 18.7 |

2 POINT FIELD GOALS %

| Rk | Team | GP | M/A | % |
|----|------|----|-----------|------|
| 1 | CAN | 6 | 152 / 319 | 47.6 |
| 2 | NED | 7 | 213 / 449 | 47.4 |
| 3 | USA | 7 | 170 / 374 | 45.5 |
| 4 | GER | 7 | 159 / 378 | 42.1 |
| 5 | AUS | 5 | 112 / 277 | 40.4 |
| 6 | CHN | 7 | 144 / 359 | 40.1 |
| 7 | GBR | 6 | 143 / 362 | 39.5 |
| 8 | JPN | 6 | 127 / 350 | 36.3 |
| 9 | ESP | 6 | 103 / 325 | 31.7 |
| 10 | ALG | 5 | 44 / 187 | 23.5 |

3 POINT FIELD GOALS %

| Rk | Team | GP | M/A | % |
|----|------|----|---------|------|
| 1 | USA | 7 | 6 / 22 | 27.3 |
| 2 | CAN | 6 | 11 / 41 | 26.8 |
| 3 | GER | 7 | 8 / 36 | 22.2 |
| 4 | AUS | 5 | 2 / 10 | 20.0 |
| 5 | ESP | 6 | 3 / 22 | 13.6 |
| 6 | JPN | 6 | 4 / 30 | 13.3 |
| 7 | CHN | 7 | 1 / 10 | 10.0 |
| 8 | NED | 7 | 1 / 15 | 6.7 |
| 9 | GBR | 6 | 1 / 18 | 5.6 |
| 10 | ALG | 5 | 3 / 64 | 4.7 |

FREE THROWS %

| Rk | Team | GP | M/A | % |
|----|------|----|---------|------|
| 1 | JPN | 6 | 23 / 38 | 60.5 |
| 2 | GER | 7 | 56 / 93 | 60.2 |
| 3 | CAN | 6 | 46 / 78 | 59.0 |
| 4 | USA | 7 | 34 / 58 | 58.6 |
| 5 | NED | 7 | 33 / 57 | 57.9 |
| 6 | CHN | 7 | 35 / 63 | 55.6 |
| 7 | ESP | 6 | 28 / 59 | 47.5 |
| 8 | GBR | 6 | 18 / 38 | 47.4 |
| 9 | AUS | 5 | 21 / 51 | 41.2 |
| 10 | ALG | 5 | 7 / 26 | 26.9 |

POINTS FOR

| Rk | Team | GP | Total | Avg. |
|----|------|----|-------|------|
| 1 | NED | 7 | 462 | 66.0 |
| 2 | CAN | 6 | 383 | 63.8 |
| 3 | GER | 7 | 398 | 56.9 |
| 4 | USA | 7 | 392 | 56.0 |
| 5 | GBR | 6 | 307 | 51.2 |
| 6 | AUS | 5 | 251 | 50.2 |
| 7 | JPN | 6 | 289 | 48.2 |
| 8 | CHN | 7 | 326 | 46.6 |
| 9 | ESP | 6 | 243 | 40.5 |
| 10 | ALG | 5 | 104 | 20.8 |

POINTS AGAINST

| Rk | Team | GP | Total | Avg. |
|----|------|----|-------|------|
| 1 | NED | 7 | 242 | 34.6 |
| 2 | CHN | 7 | 252 | 36.0 |
| 3 | USA | 7 | 305 | 43.6 |
| 4 | CAN | 6 | 297 | 49.5 |
| 5 | GER | 7 | 353 | 50.4 |
| 6 | ESP | 6 | 304 | 50.7 |
| 7 | GBR | 6 | 308 | 51.3 |
| 8 | JPN | 6 | 365 | 60.8 |
| 9 | AUS | 5 | 333 | 66.6 |
| 10 | ALG | 5 | 396 | 79.2 |

REBOUNDS

| Rk | Team | GP | Off. | Def. | Total | Avg. |
|----|------|----|------|------|-------|------|
| 1 | NED | 7 | 87 | 223 | 310 | 44.3 |
| 2 | CAN | 6 | 57 | 195 | 252 | 42.0 |
| 3 | ESP | 6 | 66 | 171 | 237 | 39.5 |
| 4 | GER | 7 | 61 | 206 | 267 | 38.1 |
| 5 | USA | 7 | 38 | 215 | 253 | 36.1 |
| 6 | GBR | 6 | 53 | 158 | 211 | 35.2 |
| 7 | JPN | 6 | 47 | 163 | 210 | 35.0 |
| 8 | CHN | 7 | 44 | 199 | 243 | 34.7 |
| 9 | ALG | 5 | 39 | 116 | 155 | 31.0 |
| 9 | AUS | 5 | 34 | 121 | 155 | 31.0 |

ASSISTS

| Rk | Team | GP | Total | Avg. |
|----|------|----|-------|------|
| 1 | NED | 7 | 170 | 24.3 |
| 2 | CAN | 6 | 138 | 23.0 |
| 3 | USA | 7 | 154 | 22.0 |
| 4 | GBR | 6 | 116 | 19.3 |
| 5 | GER | 7 | 134 | 19.1 |
| 6 | JPN | 6 | 109 | 18.2 |
| 7 | CHN | 7 | 126 | 18.0 |
| 8 | AUS | 5 | 80 | 16.0 |
| 9 | ESP | 6 | 79 | 13.2 |
| 10 | ALG | 5 | 36 | 7.2 |

FOULS

| Rk | Team | GP | Total | Avg. |
|----|------|----|-------|------|
| 1 | GER | 7 | 117 | 16.7 |
| 2 | CAN | 6 | 81 | 13.5 |
| 3 | GBR | 6 | 79 | 13.2 |
| 4 | USA | 7 | 88 | 12.6 |
| 5 | ESP | 6 | 73 | 12.2 |
| 5 | JPN | 6 | 73 | 12.2 |
| 7 | AUS | 5 | 54 | 10.8 |
| 8 | ALG | 5 | 46 | 9.2 |
| 9 | NED | 7 | 61 | 8.7 |
| 10 | CHN | 7 | 58 | 8.3 |

TURNOVERS

| Rk | Team | GP | Total | Avg. |
|----|------|----|-------|------|
| 1 | ALG | 5 | 140 | 28.0 |
| 2 | ESP | 6 | 99 | 16.5 |
| 3 | AUS | 5 | 81 | 16.2 |
| 4 | JPN | 6 | 79 | 13.2 |
| 5 | CAN | 6 | 77 | 12.8 |
| 6 | GER | 7 | 75 | 10.7 |
| 7 | GBR | 6 | 63 | 10.5 |
| 8 | CHN | 7 | 63 | 9.0 |
| 9 | USA | 7 | 58 | 8.3 |
| 10 | NED | 7 | 57 | 8.1 |

STEALS

| Rk | Team | GP | Total | Avg. |
|----|------|----|-------|------|
| 1 | JPN | 6 | 41 | 6.8 |
| 2 | NED | 7 | 44 | 6.3 |
| 3 | CAN | 6 | 36 | 6.0 |
| 4 | AUS | 5 | 28 | 5.6 |
| 5 | GBR | 6 | 30 | 5.0 |
| 6 | GER | 7 | 32 | 4.6 |
| 7 | CHN | 7 | 31 | 4.4 |
| 8 | ESP | 6 | 24 | 4.0 |
| 8 | USA | 7 | 28 | 4.0 |
| 10 | ALG | 5 | 17 | 3.4 |

BLOCKED SHOTS

| Rk | Team | GP | Total | Avg. |
|----|------|----|-------|------|
| 1 | NED | 7 | 14 | 2.0 |
| 2 | GER | 7 | 11 | 1.6 |
| 3 | ALG | 5 | 5 | 1.0 |
| 4 | CAN | 6 | 5 | 0.8 |
| 4 | ESP | 6 | 5 | 0.8 |
| 6 | CHN | 7 | 5 | 0.7 |
| 6 | JPN | 6 | 4 | 0.7 |
| 8 | AUS | 5 | 3 | 0.6 |
| 9 | GBR | 6 | 2 | 0.3 |
| 9 | USA | 7 | 2 | 0.3 |



Team Statistics

チーム統計

As of SAT 4 SEP 2021 at 21:58

TOTAL FIELD GOALS MADE

| Rk | Team | GP | Total | Avg. |
|----|------|----|-------|------|
| 1 | NED | 7 | 214 | 30.6 |
| 2 | CAN | 6 | 163 | 27.2 |
| 3 | USA | 7 | 176 | 25.1 |
| 4 | GBR | 6 | 144 | 24.0 |
| 5 | GER | 7 | 167 | 23.9 |
| 6 | AUS | 5 | 114 | 22.8 |
| 7 | JPN | 6 | 131 | 21.8 |
| 8 | CHN | 7 | 145 | 20.7 |
| 9 | ESP | 6 | 106 | 17.7 |
| 10 | ALG | 5 | 47 | 9.4 |

2 POINT FIELD GOALS MADE

| Rk | Team | GP | Total | Avg. |
|----|------|----|-------|------|
| 1 | NED | 7 | 213 | 30.4 |
| 2 | CAN | 6 | 152 | 25.3 |
| 3 | USA | 7 | 170 | 24.3 |
| 4 | GBR | 6 | 143 | 23.8 |
| 5 | GER | 7 | 159 | 22.7 |
| 6 | AUS | 5 | 112 | 22.4 |
| 7 | JPN | 6 | 127 | 21.2 |
| 8 | CHN | 7 | 144 | 20.6 |
| 9 | ESP | 6 | 103 | 17.2 |
| 10 | ALG | 5 | 44 | 8.8 |

3 POINT FIELD GOALS MADE

| Rk | Team | GP | Total | Avg. |
|----|------|----|-------|------|
| 1 | CAN | 6 | 11 | 1.8 |
| 2 | GER | 7 | 8 | 1.1 |
| 3 | USA | 7 | 6 | 0.9 |
| 4 | JPN | 6 | 4 | 0.7 |
| 5 | ALG | 5 | 3 | 0.6 |
| 6 | ESP | 6 | 3 | 0.5 |
| 7 | AUS | 5 | 2 | 0.4 |
| 8 | GBR | 6 | 1 | 0.2 |
| 9 | CHN | 7 | 1 | 0.1 |
| 9 | NED | 7 | 1 | 0.1 |

FREE THROWS MADE

| Rk | Team | GP | Total | Avg. |
|----|------|----|-------|------|
| 1 | GER | 7 | 56 | 8.0 |
| 2 | CAN | 6 | 46 | 7.7 |
| 3 | CHN | 7 | 35 | 5.0 |
| 4 | USA | 7 | 34 | 4.9 |
| 5 | NED | 7 | 33 | 4.7 |
| 6 | ESP | 6 | 28 | 4.7 |
| 7 | AUS | 5 | 21 | 4.2 |
| 8 | JPN | 6 | 23 | 3.8 |
| 9 | GBR | 6 | 18 | 3.0 |
| 10 | ALG | 5 | 7 | 1.4 |

TOTAL FIELD GOAL ATTEMPTS

| Rk | Team | GP | Total | Avg. |
|----|------|----|-------|------|
| 1 | NED | 7 | 464 | 66.3 |
| 2 | GBR | 6 | 380 | 63.3 |
| 2 | JPN | 6 | 380 | 63.3 |
| 4 | CAN | 6 | 360 | 60.0 |
| 5 | GER | 7 | 414 | 59.1 |
| 6 | ESP | 6 | 347 | 57.8 |
| 7 | AUS | 5 | 287 | 57.4 |
| 8 | USA | 7 | 396 | 56.6 |
| 9 | CHN | 7 | 369 | 52.7 |
| 10 | ALG | 5 | 251 | 50.2 |

2 POINT FIELD GOAL ATTEMPTS

| Rk | Team | GP | Total | Avg. |
|----|------|----|-------|------|
| 1 | NED | 7 | 449 | 64.1 |
| 2 | GBR | 6 | 362 | 60.3 |
| 3 | JPN | 6 | 350 | 58.3 |
| 4 | AUS | 5 | 277 | 55.4 |
| 5 | ESP | 6 | 325 | 54.2 |
| 6 | GER | 7 | 378 | 54.0 |
| 7 | USA | 7 | 374 | 53.4 |
| 8 | CAN | 6 | 319 | 53.2 |
| 9 | CHN | 7 | 359 | 51.3 |
| 10 | ALG | 5 | 187 | 37.4 |

3 POINT FIELD GOAL ATTEMPTS

| Rk | Team | GP | Total | Avg. |
|----|------|----|-------|------|
| 1 | ALG | 5 | 64 | 12.8 |
| 2 | CAN | 6 | 41 | 6.8 |
| 3 | GER | 7 | 36 | 5.1 |
| 4 | JPN | 6 | 30 | 5.0 |
| 5 | ESP | 6 | 22 | 3.7 |
| 6 | USA | 7 | 22 | 3.1 |
| 7 | GBR | 6 | 18 | 3.0 |
| 8 | NED | 7 | 15 | 2.1 |
| 9 | AUS | 5 | 10 | 2.0 |
| 10 | CHN | 7 | 10 | 1.4 |

FREE THROW ATTEMPTS

| Rk | Team | GP | Total | Avg. |
|----|------|----|-------|------|
| 1 | GER | 7 | 93 | 13.3 |
| 2 | CAN | 6 | 78 | 13.0 |
| 3 | AUS | 5 | 51 | 10.2 |
| 4 | ESP | 6 | 59 | 9.8 |
| 5 | CHN | 7 | 63 | 9.0 |
| 6 | USA | 7 | 58 | 8.3 |
| 7 | NED | 7 | 57 | 8.1 |
| 8 | GBR | 6 | 38 | 6.3 |
| 8 | JPN | 6 | 38 | 6.3 |
| 10 | ALG | 5 | 26 | 5.2 |

OFFENSIVE REBOUNDS

| Rk | Team | GP | Total | Avg. |
|----|------|----|-------|------|
| 1 | NED | 7 | 87 | 12.4 |
| 2 | ESP | 6 | 66 | 11.0 |
| 3 | CAN | 6 | 57 | 9.5 |
| 4 | GBR | 6 | 53 | 8.8 |
| 5 | GER | 7 | 61 | 8.7 |
| 6 | ALG | 5 | 39 | 7.8 |
| 6 | JPN | 6 | 47 | 7.8 |
| 8 | AUS | 5 | 34 | 6.8 |
| 9 | CHN | 7 | 44 | 6.3 |
| 10 | USA | 7 | 38 | 5.4 |

DEFENSIVE REBOUNDS

| Rk | Team | GP | Total | Avg. |
|----|------|----|-------|------|
| 1 | CAN | 6 | 195 | 32.5 |
| 2 | NED | 7 | 223 | 31.9 |
| 3 | USA | 7 | 215 | 30.7 |
| 4 | GER | 7 | 206 | 29.4 |
| 5 | ESP | 6 | 171 | 28.5 |
| 6 | CHN | 7 | 199 | 28.4 |
| 7 | JPN | 6 | 163 | 27.2 |
| 8 | GBR | 6 | 158 | 26.3 |
| 9 | AUS | 5 | 121 | 24.2 |
| 10 | ALG | 5 | 116 | 23.2 |

ALLOWED FIELD GOALS

| Rk | Team | GP | Total | Avg. |
|----|------|----|-------|------|
| 1 | ALG | 5 | 186 | 37.2 |
| 2 | AUS | 5 | 153 | 30.6 |
| 3 | JPN | 6 | 166 | 27.7 |
| 4 | ESP | 6 | 140 | 23.3 |
| 5 | GBR | 6 | 137 | 22.8 |
| 6 | CAN | 6 | 132 | 22.0 |
| 7 | GER | 7 | 150 | 21.4 |
| 8 | USA | 7 | 121 | 17.3 |
| 9 | CHN | 7 | 112 | 16.0 |
| 10 | NED | 7 | 110 | 15.7 |

ALLOWED 2 POINT FIELD GOALS

| Rk | Team | GP | Total | Avg. |
|----|------|----|-------|------|
| 1 | ALG | 5 | 185 | 37.0 |
| 2 | AUS | 5 | 150 | 30.0 |
| 3 | JPN | 6 | 157 | 26.2 |
| 4 | ESP | 6 | 136 | 22.7 |
| 5 | GBR | 6 | 135 | 22.5 |
| 6 | CAN | 6 | 128 | 21.3 |
| 7 | GER | 7 | 144 | 20.6 |
| 8 | USA | 7 | 120 | 17.1 |
| 9 | CHN | 7 | 107 | 15.3 |
| 10 | NED | 7 | 105 | 15.0 |



Team Statistics

チーム統計

As of SAT 4 SEP 2021 at 21:58

ALLOWED 3 POINT FIELD GOALS

| Rk | Team | GP | Total | Avg. |
|----|------|----|-------|------|
| 1 | JPN | 6 | 9 | 1.5 |
| 2 | GER | 7 | 6 | 0.9 |
| 3 | CHN | 7 | 5 | 0.7 |
| 3 | NED | 7 | 5 | 0.7 |
| 5 | CAN | 6 | 4 | 0.7 |
| 5 | ESP | 6 | 4 | 0.7 |
| 7 | AUS | 5 | 3 | 0.6 |
| 8 | GBR | 6 | 2 | 0.3 |
| 9 | ALG | 5 | 1 | 0.2 |
| 10 | USA | 7 | 1 | 0.1 |

ALLOWED FREE THROWS

| Rk | Team | GP | Total | Avg. |
|----|------|----|-------|------|
| 1 | USA | 7 | 62 | 8.9 |
| 2 | GER | 7 | 47 | 6.7 |
| 3 | GBR | 6 | 32 | 5.3 |
| 4 | CAN | 6 | 29 | 4.8 |
| 5 | AUS | 5 | 24 | 4.8 |
| 6 | ALG | 5 | 23 | 4.6 |
| 7 | JPN | 6 | 24 | 4.0 |
| 8 | CHN | 7 | 23 | 3.3 |
| 9 | ESP | 6 | 20 | 3.3 |
| 10 | NED | 7 | 17 | 2.4 |

ALLOWED FIELD GOAL ATTEMPTS

| Rk | Team | GP | Total | Avg. |
|----|------|----|-------|------|
| 1 | ALG | 5 | 356 | 71.2 |
| 2 | CAN | 6 | 384 | 64.0 |
| 3 | JPN | 6 | 383 | 63.8 |
| 4 | AUS | 5 | 313 | 62.6 |
| 5 | GER | 7 | 403 | 57.6 |
| 6 | GBR | 6 | 342 | 57.0 |
| 7 | ESP | 6 | 341 | 56.8 |
| 8 | NED | 7 | 397 | 56.7 |
| 9 | USA | 7 | 381 | 54.4 |
| 10 | CHN | 7 | 348 | 49.7 |

ALLOWED 2 POINT FIELD GOAL ATTEMPTS

| Rk | Team | GP | Total | Avg. |
|----|------|----|-------|------|
| 1 | ALG | 5 | 350 | 70.0 |
| 2 | CAN | 6 | 360 | 60.0 |
| 3 | AUS | 5 | 299 | 59.8 |
| 4 | JPN | 6 | 357 | 59.5 |
| 5 | GBR | 6 | 320 | 53.3 |
| 6 | GER | 7 | 367 | 52.4 |
| 7 | ESP | 6 | 311 | 51.8 |
| 8 | NED | 7 | 359 | 51.3 |
| 9 | USA | 7 | 342 | 48.9 |
| 10 | CHN | 7 | 315 | 45.0 |

ALLOWED 3 POINT FIELD GOAL ATTEMPTS

| Rk | Team | GP | Total | Avg. |
|----|------|----|-------|------|
| 1 | USA | 7 | 39 | 5.6 |
| 2 | NED | 7 | 38 | 5.4 |
| 3 | GER | 7 | 36 | 5.1 |
| 4 | ESP | 6 | 30 | 5.0 |
| 5 | CHN | 7 | 33 | 4.7 |
| 6 | JPN | 6 | 26 | 4.3 |
| 7 | CAN | 6 | 24 | 4.0 |
| 8 | GBR | 6 | 22 | 3.7 |
| 9 | AUS | 5 | 14 | 2.8 |
| 10 | ALG | 5 | 6 | 1.2 |

ALLOWED FREE THROW ATTEMPTS

| Rk | Team | GP | Total | Avg. |
|----|------|----|-------|------|
| 1 | USA | 7 | 99 | 14.1 |
| 2 | GER | 7 | 87 | 12.4 |
| 3 | GBR | 6 | 63 | 10.5 |
| 4 | ALG | 5 | 46 | 9.2 |
| 4 | AUS | 5 | 46 | 9.2 |
| 6 | ESP | 6 | 49 | 8.2 |
| 7 | JPN | 6 | 48 | 8.0 |
| 8 | CAN | 6 | 45 | 7.5 |
| 9 | CHN | 7 | 46 | 6.6 |
| 10 | NED | 7 | 32 | 4.6 |

OPPONENT TOTAL FIELD GOALS %

| Rk | Team | GP | M/A | % |
|----|------|----|-----------|------|
| 1 | NED | 7 | 110 / 397 | 27.7 |
| 2 | USA | 7 | 121 / 381 | 31.8 |
| 3 | CHN | 7 | 112 / 348 | 32.2 |
| 4 | CAN | 6 | 132 / 384 | 34.4 |
| 5 | GER | 7 | 150 / 403 | 37.2 |
| 6 | GBR | 6 | 137 / 342 | 40.1 |
| 7 | ESP | 6 | 140 / 341 | 41.1 |
| 8 | JPN | 6 | 166 / 383 | 43.3 |
| 9 | AUS | 5 | 153 / 313 | 48.9 |
| 10 | ALG | 5 | 186 / 356 | 52.2 |

OPPONENT 2 POINT FIELD GOALS %

| Rk | Team | GP | M/A | % |
|----|------|----|-----------|------|
| 1 | NED | 7 | 105 / 359 | 29.2 |
| 2 | CHN | 7 | 107 / 315 | 34.0 |
| 3 | USA | 7 | 120 / 342 | 35.1 |
| 4 | CAN | 6 | 128 / 360 | 35.6 |
| 5 | GER | 7 | 144 / 367 | 39.2 |
| 6 | GBR | 6 | 135 / 320 | 42.2 |
| 7 | ESP | 6 | 136 / 311 | 43.7 |
| 8 | JPN | 6 | 157 / 357 | 44.0 |
| 9 | AUS | 5 | 150 / 299 | 50.2 |
| 10 | ALG | 5 | 185 / 350 | 52.9 |

OPPONENT 3 POINT FIELD GOALS %

| Rk | Team | GP | M/A | % |
|----|------|----|--------|------|
| 1 | USA | 7 | 1 / 39 | 2.6 |
| 2 | GBR | 6 | 2 / 22 | 9.1 |
| 3 | NED | 7 | 5 / 38 | 13.2 |
| 4 | ESP | 6 | 4 / 30 | 13.3 |
| 5 | CHN | 7 | 5 / 33 | 15.2 |
| 6 | ALG | 5 | 1 / 6 | 16.7 |
| 7 | CAN | 6 | 4 / 24 | 16.7 |
| 8 | GER | 7 | 6 / 36 | 16.7 |
| 9 | AUS | 5 | 3 / 14 | 21.4 |
| 10 | JPN | 6 | 9 / 26 | 34.6 |

OPPONENT FREE THROWS %

| Rk | Team | GP | M/A | % |
|----|------|----|---------|------|
| 1 | CAN | 6 | 29 / 45 | 64.4 |
| 2 | USA | 7 | 62 / 99 | 62.6 |
| 3 | GER | 7 | 47 / 87 | 54.0 |
| 4 | NED | 7 | 17 / 32 | 53.1 |
| 5 | AUS | 5 | 24 / 46 | 52.2 |
| 6 | GBR | 6 | 32 / 63 | 50.8 |
| 7 | JPN | 6 | 24 / 48 | 50.0 |
| 8 | ALG | 5 | 23 / 46 | 50.0 |
| 8 | CHN | 7 | 23 / 46 | 50.0 |
| 10 | ESP | 6 | 20 / 49 | 40.8 |

BENCH POINTS

| Rk | Team | GP | Total | Avg. |
|----|------|----|-------|------|
| 1 | CAN | 6 | 149 | 24.8 |
| 2 | JPN | 6 | 123 | 20.5 |
| 3 | ESP | 6 | 99 | 16.5 |
| 4 | GBR | 6 | 86 | 14.3 |
| 5 | NED | 7 | 85 | 12.1 |
| 6 | GER | 7 | 76 | 10.9 |
| 7 | CHN | 7 | 72 | 10.3 |
| 8 | AUS | 5 | 51 | 10.2 |
| 9 | USA | 7 | 44 | 6.3 |
| 10 | ALG | 5 | 25 | 5.0 |

FAST BREAK POINTS

| Rk | Team | GP | Total | Avg. |
|----|------|----|-------|------|
| 1 | NED | 7 | 88 | 12.6 |
| 2 | CAN | 6 | 52 | 8.7 |
| 3 | JPN | 6 | 49 | 8.2 |
| 4 | GBR | 6 | 32 | 5.3 |
| 5 | CHN | 7 | 30 | 4.3 |
| 6 | AUS | 5 | 21 | 4.2 |
| 7 | USA | 7 | 28 | 4.0 |
| 8 | ESP | 6 | 20 | 3.3 |
| 9 | GER | 7 | 14 | 2.0 |
| 10 | ALG | 5 | 8 | 1.6 |



Team Statistics

チーム統計

As of SAT 4 SEP 2021 at 21:58

POINTS FROM TURNOVERS

| Rk | Team | GP | Total | Avg. |
|----|------|----|-------|------|
| 1 | NED | 7 | 116 | 16.6 |
| 2 | CHN | 7 | 93 | 13.3 |
| 3 | CAN | 6 | 73 | 12.2 |
| 3 | JPN | 6 | 73 | 12.2 |
| 5 | AUS | 5 | 58 | 11.6 |
| 6 | GBR | 6 | 67 | 11.2 |
| 7 | GER | 7 | 76 | 10.9 |
| 8 | ESP | 6 | 62 | 10.3 |
| 9 | USA | 7 | 57 | 8.1 |
| 10 | ALG | 5 | 14 | 2.8 |

Legend:

% Shooting Percentage
M / A Made / Attempts

Avg. Average per Game
Off. Offensive Rebounds

Def. Defensive Rebounds
Rk Rank

GP Games Played



Individual Statistics

個人統計

As of SAT 4 SEP 2021 at 21:58

POINTS (by average)

| Rk | No. | Name | Team | GP | Total | Avg |
|----|-----|--------------------|------|----|-------|------|
| 1 | 15 | BEIJER Mariska | NED | 7 | 169 | 24.1 |
| 2 | 15 | MERRITT Amber | AUS | 5 | 107 | 21.4 |
| 3 | 4 | MILLER Mareike | GER | 7 | 144 | 20.6 |
| 4 | 13 | DANDENEAU Kathleen | CAN | 6 | 111 | 18.5 |
| 5 | 8 | LANG Katharina | GER | 7 | 118 | 16.9 |
| 6 | 9 | KRAMER Bo | NED | 7 | 111 | 15.9 |
| 7 | 24 | ZURBRUGG Lindsey | USA | 7 | 93 | 13.3 |
| 8 | 15 | HOLLERMANN Rose | USA | 7 | 90 | 12.9 |
| 9 | 8 | MUNRO-COOK Georgia | AUS | 5 | 62 | 12.4 |
| 10 | 9 | LIN Suiling | CHN | 7 | 82 | 11.7 |

POINTS (by total)

| Rk | No. | Name | Team | GP | Avg | Total |
|----|-----|--------------------|------|----|------|-------|
| 1 | 15 | BEIJER Mariska | NED | 7 | 24.1 | 169 |
| 2 | 4 | MILLER Mareike | GER | 7 | 20.6 | 144 |
| 3 | 8 | LANG Katharina | GER | 7 | 16.9 | 118 |
| 4 | 13 | DANDENEAU Kathleen | CAN | 6 | 18.5 | 111 |
| 4 | 9 | KRAMER Bo | NED | 7 | 15.9 | 111 |
| 6 | 15 | MERRITT Amber | AUS | 5 | 21.4 | 107 |
| 7 | 24 | ZURBRUGG Lindsey | USA | 7 | 13.3 | 93 |
| 8 | 15 | HOLLERMANN Rose | USA | 7 | 12.9 | 90 |
| 9 | 9 | LIN Suiling | CHN | 7 | 11.7 | 82 |
| 10 | 55 | RYAN Courtney | USA | 7 | 10.9 | 76 |

REBOUNDS

| Rk | No. | Name | Team | GP | Off | Def | Total | Avg |
|----|-----|--------------------|------|----|-----|-----|-------|------|
| 1 | 15 | BEIJER Mariska | NED | 7 | 17 | 64 | 81 | 11.6 |
| 2 | 4 | MILLER Mareike | GER | 7 | 22 | 57 | 79 | 11.3 |
| 3 | 13 | DANDENEAU Kathleen | CAN | 6 | 13 | 54 | 67 | 11.2 |
| 4 | 8 | LANG Katharina | GER | 7 | 3 | 73 | 76 | 10.9 |
| 5 | 9 | KRAMER Bo | NED | 7 | 21 | 53 | 74 | 10.6 |
| 6 | 15 | MERRITT Amber | AUS | 5 | 11 | 42 | 53 | 10.6 |
| 7 | 8 | SCHNEIDER Natalie | USA | 7 | 4 | 56 | 60 | 8.6 |
| 8 | 15 | HOLLERMANN Rose | USA | 7 | 3 | 55 | 58 | 8.3 |
| 9 | 6 | YOUNG Arinn | CAN | 6 | 3 | 45 | 48 | 8.0 |
| 10 | 6 | ZHANG Xuemei | CHN | 7 | 6 | 49 | 55 | 7.9 |

ASSISTS

| Rk | No. | Name | Team | GP | Total | Avg |
|----|-----|--------------------|------|----|-------|-----|
| 1 | 55 | RYAN Courtney | USA | 7 | 56 | 8.0 |
| 2 | 8 | LANG Katharina | GER | 7 | 48 | 6.9 |
| 3 | 15 | HOLLERMANN Rose | USA | 7 | 47 | 6.7 |
| 3 | 4 | MILLER Mareike | GER | 7 | 47 | 6.7 |
| 5 | 7 | FREEMAN Helen | GBR | 6 | 39 | 6.5 |
| 6 | 9 | LIN Suiling | CHN | 7 | 45 | 6.4 |
| 7 | 9 | KRAMER Bo | NED | 7 | 44 | 6.3 |
| 8 | 6 | YOUNG Arinn | CAN | 6 | 37 | 6.2 |
| 9 | 15 | AMIMOTO Mari | JPN | 6 | 33 | 5.5 |
| 10 | 13 | DANDENEAU Kathleen | CAN | 6 | 32 | 5.3 |

FOULS DRAWN

| Rk | No. | Name | Team | GP | Total | Avg |
|----|-----|--------------------|------|----|-------|-----|
| 1 | 4 | MILLER Mareike | GER | 7 | 53 | 7.6 |
| 2 | 8 | MUNRO-COOK Georgia | AUS | 5 | 19 | 3.8 |
| 3 | 8 | LANG Katharina | GER | 7 | 26 | 3.7 |
| 4 | 15 | BEIJER Mariska | NED | 7 | 25 | 3.6 |
| 5 | 9 | KRAMER Bo | NED | 7 | 24 | 3.4 |
| 6 | 15 | MERRITT Amber | AUS | 5 | 16 | 3.2 |
| 7 | 7 | OUELLET Cindy | CAN | 6 | 17 | 2.8 |
| 8 | 15 | HOLLERMANN Rose | USA | 7 | 19 | 2.7 |

3 players tied for 9th place with

2.7

BLOCKED SHOTS

| Rk | No. | Name | Team | GP | Total | Avg |
|----|-----|----------------------|------|----|-------|-----|
| 1 | 8 | LANG Katharina | GER | 7 | 7 | 1.0 |
| 2 | 8 | van der SPRONG Julia | NED | 6 | 4 | 0.7 |
| 3 | 9 | KRAMER Bo | NED | 7 | 4 | 0.6 |
| 3 | 6 | ZHANG Xuemei | CHN | 7 | 4 | 0.6 |
| 5 | 6 | YOUNG Arinn | CAN | 6 | 3 | 0.5 |
| 6 | 15 | BEIJER Mariska | NED | 7 | 3 | 0.4 |
| 7 | 15 | MERRITT Amber | AUS | 5 | 2 | 0.4 |
| 7 | 12 | ZAIRI Kheira | ALG | 5 | 2 | 0.4 |

5 players tied for 9th place with

0.3

STEALS

| Rk | No. | Name | Team | GP | Total | Avg |
|----|-----|--------------------|------|----|-------|-----|
| 1 | 15 | MERRITT Amber | AUS | 5 | 13 | 2.6 |
| 2 | 4 | MILLER Mareike | GER | 7 | 13 | 1.9 |
| 3 | 18 | KITADA Chihiro | JPN | 6 | 11 | 1.8 |
| 4 | 4 | LALONDE Rosalie | CAN | 6 | 10 | 1.7 |
| 5 | 9 | KRAMER Bo | NED | 7 | 11 | 1.6 |
| 6 | 7 | FREEMAN Helen | GBR | 6 | 9 | 1.5 |
| 7 | 8 | SCHNEIDER Natalie | USA | 7 | 9 | 1.3 |
| 8 | 13 | DANDENEAU Kathleen | CAN | 6 | 8 | 1.3 |
| 9 | 10 | HAGINO Mayo | JPN | 6 | 7 | 1.2 |
| 10 | 14 | ABDELALI Samiha | ALG | 5 | 6 | 1.2 |

TURNOVERS

| Rk | No. | Name | Team | GP | Total | Avg |
|----|-----|--------------------------|------|----|-------|-----|
| 1 | 14 | ABDELALI Samiha | ALG | 5 | 32 | 6.4 |
| 2 | 9 | KHEMGANI Djamilia | ALG | 5 | 31 | 6.2 |
| 3 | 11 | PEREZ GUTIERREZ Virginia | ESP | 6 | 26 | 4.3 |
| 4 | 15 | MERRITT Amber | AUS | 5 | 18 | 3.6 |
| 5 | 15 | AMIMOTO Mari | JPN | 6 | 21 | 3.5 |
| 6 | 8 | MUNRO-COOK Georgia | AUS | 5 | 16 | 3.2 |
| 7 | 6 | RUIZ ESCRIBANO Sonia | ESP | 6 | 17 | 2.8 |
| 7 | 8 | WILLIAMS Laurie | GBR | 6 | 17 | 2.8 |
| 9 | 4 | MILLER Mareike | GER | 7 | 19 | 2.7 |
| 10 | 8 | LANG Katharina | GER | 7 | 18 | 2.6 |



Individual Statistics

個人統計

As of SAT 4 SEP 2021 at 21:58

TOTAL FIELD GOALS % (8 attempts/game minimum)

| Rk | No. | Name | Team | GP | M/A | % |
|----|-----|--------------------|------|----|----------|------|
| 1 | 15 | BEIJER Mariska | NED | 7 | 79 / 137 | 57.7 |
| 2 | 10 | CONROY Amy | GBR | 6 | 28 / 53 | 52.8 |
| 3 | 4 | LALONDE Rosalie | CAN | 6 | 27 / 52 | 51.9 |
| 4 | 15 | MERRITT Amber | AUS | 5 | 49 / 103 | 47.6 |
| 5 | 13 | DANDENEAU Kathleen | CAN | 6 | 46 / 98 | 46.9 |
| 6 | 8 | WILLIAMS Laurie | GBR | 6 | 24 / 54 | 44.4 |
| 7 | 55 | RYAN Courtney | USA | 7 | 38 / 86 | 44.2 |
| 8 | 7 | OUELLET Cindy | CAN | 6 | 23 / 52 | 44.2 |
| 9 | 6 | ZHANG Xuemei | CHN | 7 | 28 / 64 | 43.8 |
| 10 | 15 | HOLLERMANN Rose | USA | 7 | 36 / 83 | 43.4 |

TOTAL FIELD GOALS MADE

| Rk | No. | Name | Team | GP | Total | Avg |
|----|-----|--------------------|------|----|-------|------|
| 1 | 15 | BEIJER Mariska | NED | 7 | 79 | 11.3 |
| 2 | 15 | MERRITT Amber | AUS | 5 | 49 | 9.8 |
| 3 | 4 | MILLER Mareike | GER | 7 | 56 | 8.0 |
| 4 | 13 | DANDENEAU Kathleen | CAN | 6 | 46 | 7.7 |
| 5 | 9 | KRAMER Bo | NED | 7 | 49 | 7.0 |
| 6 | 8 | LANG Katharina | GER | 7 | 48 | 6.9 |
| 7 | 24 | ZURBRUGG Lindsey | USA | 7 | 41 | 5.9 |
| 8 | 9 | LIN Suiling | CHN | 7 | 38 | 5.4 |
| 8 | 55 | RYAN Courtney | USA | 7 | 38 | 5.4 |
| 10 | 8 | MUNRO-COOK Georgia | AUS | 5 | 27 | 5.4 |

2 POINT FIELD GOALS % (6 attempts/game minimum)

| Rk | No. | Name | Team | GP | M/A | % |
|----|-----|---------------------|------|----|----------|------|
| 1 | 15 | BEIJER Mariska | NED | 7 | 78 / 132 | 59.1 |
| 2 | 4 | LALONDE Rosalie | CAN | 6 | 27 / 50 | 54.0 |
| 3 | 10 | CONROY Amy | GBR | 6 | 28 / 53 | 52.8 |
| 4 | 13 | DANDENEAU Kathleen | CAN | 6 | 37 / 71 | 52.1 |
| 5 | 15 | MERRITT Amber | AUS | 5 | 47 / 94 | 50.0 |
| 6 | 15 | HOLLERMANN Rose | USA | 7 | 34 / 73 | 46.6 |
| 7 | 11 | KORVER Cher | NED | 7 | 20 / 44 | 45.5 |
| 8 | 55 | LOPEZ CHAVEZ Isabel | ESP | 6 | 19 / 42 | 45.2 |
| 9 | 14 | HAIZELDEN Joy | GBR | 6 | 18 / 40 | 45.0 |
| 9 | 11 | THOMPSON Madeleine | GBR | 6 | 18 / 40 | 45.0 |

2 POINT FIELD GOALS MADE

| Rk | No. | Name | Team | GP | Total | Avg |
|----|-----|--------------------|------|----|-------|------|
| 1 | 15 | BEIJER Mariska | NED | 7 | 78 | 11.1 |
| 2 | 15 | MERRITT Amber | AUS | 5 | 47 | 9.4 |
| 3 | 4 | MILLER Mareike | GER | 7 | 52 | 7.4 |
| 4 | 9 | KRAMER Bo | NED | 7 | 49 | 7.0 |
| 5 | 8 | LANG Katharina | GER | 7 | 44 | 6.3 |
| 6 | 13 | DANDENEAU Kathleen | CAN | 6 | 37 | 6.2 |
| 7 | 55 | RYAN Courtney | USA | 7 | 38 | 5.4 |
| 8 | 8 | MUNRO-COOK Georgia | AUS | 5 | 27 | 5.4 |
| 9 | 9 | LIN Suiling | CHN | 7 | 37 | 5.3 |
| 9 | 24 | ZURBRUGG Lindsey | USA | 7 | 37 | 5.3 |

3 POINT FIELD GOALS % (2 attempts/game minimum)

| Rk | No. | Name | Team | GP | M/A | % |
|----|-----|--------------------------|------|----|--------|------|
| 1 | 13 | DANDENEAU Kathleen | CAN | 6 | 9 / 27 | 33.3 |
| 2 | 8 | LANG Katharina | GER | 7 | 4 / 17 | 23.5 |
| 3 | 4 | MILLER Mareike | GER | 7 | 4 / 19 | 21.1 |
| 4 | 11 | PEREZ GUTIERREZ Virginia | ESP | 6 | 3 / 18 | 16.7 |
| 5 | 18 | KITADA Chihiro | JPN | 6 | 2 / 13 | 15.4 |
| 6 | 14 | ABDELALI Samiha | ALG | 5 | 1 / 12 | 8.3 |
| 7 | 9 | KHEMGANI Djamila | ALG | 5 | 2 / 39 | 5.1 |

3 POINT FIELD GOALS MADE

| Rk | No. | Name | Team | GP | Total | Avg |
|----|-----|--------------------------|------|----|-------|-----|
| 1 | 13 | DANDENEAU Kathleen | CAN | 6 | 9 | 1.5 |
| 2 | 8 | LANG Katharina | GER | 7 | 4 | 0.6 |
| 2 | 4 | MILLER Mareike | GER | 7 | 4 | 0.6 |
| 2 | 24 | ZURBRUGG Lindsey | USA | 7 | 4 | 0.6 |
| 5 | 11 | PEREZ GUTIERREZ Virginia | ESP | 6 | 3 | 0.5 |
| 6 | 9 | KHEMGANI Djamila | ALG | 5 | 2 | 0.4 |
| 6 | 15 | MERRITT Amber | AUS | 5 | 2 | 0.4 |
| 8 | 15 | HOLLERMANN Rose | USA | 7 | 2 | 0.3 |
| 8 | 18 | KITADA Chihiro | JPN | 6 | 2 | 0.3 |
| 8 | 6 | YOUNG Arinn | CAN | 6 | 2 | 0.3 |

FREE THROWS % (3 attempts/game minimum)

| Rk | No. | Name | Team | GP | M/A | % |
|----|-----|--------------------|------|----|---------|------|
| 1 | 8 | LANG Katharina | GER | 7 | 18 / 27 | 66.7 |
| 2 | 15 | HOLLERMANN Rose | USA | 7 | 16 / 24 | 66.7 |
| 3 | 4 | LALONDE Rosalie | CAN | 6 | 14 / 21 | 66.7 |
| 4 | 4 | MILLER Mareike | GER | 7 | 28 / 44 | 63.6 |
| 5 | 9 | KRAMER Bo | NED | 7 | 13 / 24 | 54.2 |
| 6 | 15 | BEIJER Mariska | NED | 7 | 10 / 21 | 47.6 |
| 7 | 15 | MERRITT Amber | AUS | 5 | 7 / 15 | 46.7 |
| 8 | 8 | MUNRO-COOK Georgia | AUS | 5 | 8 / 23 | 34.8 |

FREE THROWS MADE

| Rk | No. | Name | Team | GP | Total | Avg |
|----|-----|--------------------|------|----|-------|-----|
| 1 | 4 | MILLER Mareike | GER | 7 | 28 | 4.0 |
| 2 | 8 | LANG Katharina | GER | 7 | 18 | 2.6 |
| 3 | 15 | HOLLERMANN Rose | USA | 7 | 16 | 2.3 |
| 4 | 4 | LALONDE Rosalie | CAN | 6 | 14 | 2.3 |
| 5 | 9 | KRAMER Bo | NED | 7 | 13 | 1.9 |
| 6 | 13 | DANDENEAU Kathleen | CAN | 6 | 10 | 1.7 |
| 6 | 7 | OUELLET Cindy | CAN | 6 | 10 | 1.7 |
| 6 | 6 | YOUNG Arinn | CAN | 6 | 10 | 1.7 |
| 9 | 8 | MUNRO-COOK Georgia | AUS | 5 | 8 | 1.6 |
| 10 | 15 | BEIJER Mariska | NED | 7 | 10 | 1.4 |



Individual Statistics

個人統計

As of SAT 4 SEP 2021 at 21:58

TOTAL FIELD GOAL ATTEMPTS

| Rk | No. | Name | Team | GP | Total | Avg |
|----|-----|--------------------|------|----|-------|------|
| 1 | 15 | MERRITT Amber | AUS | 5 | 103 | 20.6 |
| 2 | 4 | MILLER Mareike | GER | 7 | 138 | 19.7 |
| 3 | 15 | BEIJER Mariska | NED | 7 | 137 | 19.6 |
| 4 | 8 | LANG Katharina | GER | 7 | 125 | 17.9 |
| 5 | 9 | KRAMER Bo | NED | 7 | 120 | 17.1 |
| 6 | 13 | DANDENEAU Kathleen | CAN | 6 | 98 | 16.3 |
| 7 | 9 | KHEMGANI Djamila | ALG | 5 | 79 | 15.8 |
| 8 | 8 | MUNRO-COOK Georgia | AUS | 5 | 77 | 15.4 |
| 9 | 18 | KITADA Chihiro | JPN | 6 | 89 | 14.8 |
| 10 | 24 | ZURBRUGG Lindsey | USA | 7 | 101 | 14.4 |

2 POINT FIELD GOAL ATTEMPTS

| Rk | No. | Name | Team | GP | Total | Avg |
|----|-----|--------------------|------|----|-------|------|
| 1 | 15 | BEIJER Mariska | NED | 7 | 132 | 18.9 |
| 2 | 15 | MERRITT Amber | AUS | 5 | 94 | 18.8 |
| 3 | 4 | MILLER Mareike | GER | 7 | 119 | 17.0 |
| 4 | 9 | KRAMER Bo | NED | 7 | 112 | 16.0 |
| 5 | 8 | LANG Katharina | GER | 7 | 108 | 15.4 |
| 6 | 8 | MUNRO-COOK Georgia | AUS | 5 | 76 | 15.2 |
| 7 | 9 | LIN Suiling | CHN | 7 | 91 | 13.0 |
| 8 | 24 | ZURBRUGG Lindsey | USA | 7 | 90 | 12.9 |
| 9 | 18 | KITADA Chihiro | JPN | 6 | 76 | 12.7 |
| 10 | 55 | RYAN Courtney | USA | 7 | 85 | 12.1 |

3 POINT FIELD GOAL ATTEMPTS

| Rk | No. | Name | Team | GP | Total | Avg |
|----|-----|--------------------------|------|----|-------|-----|
| 1 | 9 | KHEMGANI Djamila | ALG | 5 | 39 | 7.8 |
| 2 | 13 | DANDENEAU Kathleen | CAN | 6 | 27 | 4.5 |
| 3 | 11 | PEREZ GUTIERREZ Virginia | ESP | 6 | 18 | 3.0 |
| 4 | 4 | MILLER Mareike | GER | 7 | 19 | 2.7 |
| 5 | 14 | ABDELALI Samiha | ALG | 5 | 12 | 2.4 |
| 5 | 8 | LANG Katharina | GER | 7 | 17 | 2.4 |
| 7 | 18 | KITADA Chihiro | JPN | 6 | 13 | 2.2 |
| 8 | 12 | ZAIRI Kheira | ALG | 5 | 10 | 2.0 |

2 players tied for 9th place with

1.8

FREE THROW ATTEMPTS

| Rk | No. | Name | Team | GP | Total | Avg |
|----|-----|--------------------|------|----|-------|-----|
| 1 | 4 | MILLER Mareike | GER | 7 | 44 | 6.3 |
| 2 | 8 | MUNRO-COOK Georgia | AUS | 5 | 23 | 4.6 |
| 3 | 8 | LANG Katharina | GER | 7 | 27 | 3.9 |
| 4 | 4 | LALONDE Rosalie | CAN | 6 | 21 | 3.5 |
| 5 | 15 | HOLLERMANN Rose | USA | 7 | 24 | 3.4 |
| 5 | 9 | KRAMER Bo | NED | 7 | 24 | 3.4 |
| 7 | 15 | BEIJER Mariska | NED | 7 | 21 | 3.0 |
| 8 | 15 | MERRITT Amber | AUS | 5 | 15 | 3.0 |

3 players tied for 9th place with

2.8

PERSONAL FOULS

| Rk | No. | Name | Team | GP | Total | Avg |
|----|-----|--------------------------|------|----|-------|-----|
| 1 | 4 | MILLER Mareike | GER | 7 | 22 | 3.1 |
| 1 | 55 | RYAN Courtney | USA | 7 | 22 | 3.1 |
| 3 | 15 | MONTIEL CORTIJO Almudena | ESP | 6 | 17 | 2.8 |
| 4 | 5 | HUNTER Darlene | USA | 7 | 19 | 2.7 |
| 5 | 13 | DANDENEAU Kathleen | CAN | 6 | 16 | 2.7 |
| 6 | 12 | BREUER Annabel | GER | 7 | 16 | 2.3 |
| 6 | 6 | WEISS Catharina | GER | 7 | 16 | 2.3 |
| 8 | 10 | HAGINO Mayo | JPN | 6 | 13 | 2.2 |
| 9 | 14 | ABDELALI Samiha | ALG | 5 | 11 | 2.2 |
| 9 | 7 | CRONAU Shelley | AUS | 5 | 11 | 2.2 |

MINUTES PLAYED

| Rk | No. | Name | Team | GP | Total | Avg |
|----|-----|-------------------|------|----|---------|-------|
| 1 | 8 | BOUZIDI Fatima | ALG | 5 | 3:18:47 | 39:45 |
| 2 | 11 | SEMATI Dabha | ALG | 5 | 3:15:49 | 39:09 |
| 3 | 7 | ZHANG Tonglei | CHN | 7 | 4:30:00 | 38:34 |
| 4 | 9 | LIN Suiling | CHN | 7 | 4:23:50 | 37:41 |
| 5 | 6 | ZHANG Xuemei | CHN | 7 | 4:18:45 | 36:57 |
| 6 | 4 | MILLER Mareike | GER | 7 | 4:09:29 | 35:38 |
| 7 | 10 | HAGINO Mayo | JPN | 6 | 3:33:20 | 35:33 |
| 8 | 55 | RYAN Courtney | USA | 7 | 4:05:16 | 35:02 |
| 9 | 8 | SCHNEIDER Natalie | USA | 7 | 3:59:55 | 34:16 |
| 10 | 15 | BEIJER Mariska | NED | 7 | 3:56:44 | 33:49 |

DOUBLE DOUBLES

| Rk | No. | Name | Team | GP | Total | Avg |
|----|-----|-----------------|------|----|-------|-----|
| 1 | 4 | MILLER Mareike | GER | 7 | 6 | 0.9 |
| 2 | 15 | BEIJER Mariska | NED | 7 | 5 | 0.7 |
| 3 | 9 | KRAMER Bo | NED | 7 | 4 | 0.6 |
| 3 | 8 | LANG Katharina | GER | 7 | 4 | 0.6 |
| 5 | 15 | MERRITT Amber | AUS | 5 | 3 | 0.6 |
| 6 | 15 | HOLLERMANN Rose | USA | 7 | 3 | 0.4 |

5 players tied for 7th place with

0.3

OFFENSIVE REBOUNDS

| Rk | No. | Name | Team | GP | Total | Avg |
|----|-----|--------------------------|------|----|-------|-----|
| 1 | 4 | MILLER Mareike | GER | 7 | 22 | 3.1 |
| 2 | 9 | KRAMER Bo | NED | 7 | 21 | 3.0 |
| 3 | 15 | BEIJER Mariska | NED | 7 | 17 | 2.4 |
| 4 | 15 | LOVE Robyn | GBR | 6 | 14 | 2.3 |
| 5 | 13 | ALONSO VILARINO Maria | ESP | 6 | 13 | 2.2 |
| 5 | 13 | DANDENEAU Kathleen | CAN | 6 | 13 | 2.2 |
| 7 | 15 | MERRITT Amber | AUS | 5 | 11 | 2.2 |
| 8 | 11 | PEREZ GUTIERREZ Virginia | ESP | 6 | 10 | 1.7 |
| 9 | 8 | BOUZIDI Fatima | ALG | 5 | 8 | 1.6 |
| 10 | 55 | LOPEZ CHAVEZ Isabel | ESP | 6 | 9 | 1.5 |



Individual Statistics

個人統計

As of SAT 4 SEP 2021 at 21:58

DEFENSIVE REBOUNDS

| Rk | No. | Name | Team | GP | Total | Avg |
|----|-----|--------------------|------|----|-------|------|
| 1 | 8 | LANG Katharina | GER | 7 | 73 | 10.4 |
| 2 | 15 | BEIJER Mariska | NED | 7 | 64 | 9.1 |
| 3 | 13 | DANDENEAU Kathleen | CAN | 6 | 54 | 9.0 |
| 4 | 15 | MERRITT Amber | AUS | 5 | 42 | 8.4 |
| 5 | 4 | MILLER Mareike | GER | 7 | 57 | 8.1 |
| 6 | 8 | SCHNEIDER Natalie | USA | 7 | 56 | 8.0 |
| 7 | 15 | HOLLERMANN Rose | USA | 7 | 55 | 7.9 |
| 8 | 9 | KRAMER Bo | NED | 7 | 53 | 7.6 |
| 9 | 6 | YOUNG Arinn | CAN | 6 | 45 | 7.5 |
| 10 | 6 | ZHANG Xuemei | CHN | 7 | 49 | 7.0 |

PLUS / MINUS

| Rk | No. | Name | Team | GP | Total | Avg |
|----|-----|----------------------|------|----|-------|------|
| 1 | 9 | KRAMER Bo | NED | 7 | 159 | 22.7 |
| 2 | 15 | BEIJER Mariska | NED | 7 | 155 | 22.1 |
| 3 | 6 | VISSER Jitske | NED | 7 | 135 | 19.3 |
| 4 | 14 | de ROOIJ Carina | NED | 7 | 124 | 17.7 |
| 5 | 2 | ARTS Ilse | NED | 7 | 119 | 17.0 |
| 6 | 10 | WIMMENHOEVE Xena | NED | 4 | 66 | 16.5 |
| 7 | 11 | KORVER Cher | NED | 7 | 99 | 14.1 |
| 8 | 12 | PRONK Saskia | NED | 5 | 67 | 13.4 |
| 9 | 8 | van der SPRONG Julia | NED | 6 | 78 | 13.0 |
| 10 | 4 | LALONDE Rosalie | CAN | 6 | 72 | 12.0 |

Note:

All players must have featured in at least 50% of competition days played.

Legend:

| | | | | | | | |
|--------------|---------------------|-------------|------------------|-------------|--------------------|-----------|--------------|
| % | Shooting Percentage | Avg. | Average per Game | Def. | Defensive Rebounds | GP | Games Played |
| M / A | Made / Attempts | No. | Uniform Number | Off. | Offensive Rebounds | RK | Rank |



Attendance Summary

観客動員数

As of SUN 5 SEP 2021

| Date | Time | Gender | Teams | Results | Phase | Game No. | Venue | Attendance | % Capacity |
|-------------------------------------|-------|--------|------------|---------|----------------------------|----------|---------------------------|--------------|------------|
| THU 26 AUG | 09:00 | Women | GER vs AUS | 77 - 58 | Preliminary Round Group A | 6 | Musashino Forest Sp Plaza | 360 | 5% |
| | 11:15 | Women | JPN vs GBR | 54 - 48 | Preliminary Round Group A | 7 | Musashino Forest Sp Plaza | 360 | 5% |
| | 14:45 | Men | AUS vs IRI | 81 - 39 | Preliminary Round Group B | 10 | Musashino Forest Sp Plaza | 40 | 1% |
| | 17:00 | Men | KOR vs TUR | 70 - 80 | Preliminary Round Group A | 11 | Musashino Forest Sp Plaza | 40 | 1% |
| | 20:30 | Men | COL vs JPN | 56 - 63 | Preliminary Round Group A | 14 | Musashino Forest Sp Plaza | 40 | 1% |
| Daily Total | | | | | | | | 840 | 3% |
| FRI 27 AUG | 09:00 | Men | ALG vs AUS | 37 - 83 | Preliminary Round Group B | 16 | Musashino Forest Sp Plaza | 180 | 3% |
| | 11:15 | Men | TUR vs CAN | 77 - 73 | Preliminary Round Group A | 17 | Musashino Forest Sp Plaza | 180 | 3% |
| | 14:45 | Men | GER vs GBR | 71 - 59 | Preliminary Round Group B | 20 | Musashino Forest Sp Plaza | 8 | 0% |
| | 17:00 | Women | ESP vs CHN | 29 - 46 | Preliminary Round Group B | 21 | Musashino Forest Sp Plaza | 8 | 0% |
| Daily Total | | | | | | | | 376 | 1% |
| SAT 28 AUG | 09:00 | Women | USA vs CHN | 41 - 42 | Preliminary Round Group B | 26 | Musashino Forest Sp Plaza | 830 | 13% |
| | 11:15 | Women | ALG vs ESP | 8 - 80 | Preliminary Round Group B | 27 | Musashino Forest Sp Plaza | 930 | 14% |
| | 14:45 | Men | ALG vs IRI | 47 - 81 | Preliminary Round Group B | 30 | Musashino Forest Sp Plaza | 1,032 | 16% |
| | 17:00 | Men | GBR vs USA | 64 - 63 | Preliminary Round Group B | 31 | Musashino Forest Sp Plaza | 1,032 | 16% |
| Daily Total | | | | | | | | 3,824 | 14% |
| SUN 29 AUG | 09:00 | Men | IRI vs GBR | 57 - 69 | Preliminary Round Group B | 36 | Musashino Forest Sp Plaza | 91 | 1% |
| | 11:15 | Men | COL vs TUR | 38 - 80 | Preliminary Round Group A | 37 | Musashino Forest Sp Plaza | 91 | 1% |
| | 14:45 | Men | USA vs AUS | 66 - 38 | Preliminary Round Group B | 40 | Musashino Forest Sp Plaza | 810 | 12% |
| | 17:00 | Women | ALG vs USA | 21 - 62 | Preliminary Round Group B | 41 | Musashino Forest Sp Plaza | 810 | 12% |
| Daily Total | | | | | | | | 1,802 | 7% |
| Preliminary Round Total | | | | | | | | 6,842 | 6% |
| WED 1 SEP | 18:15 | Men | GBR vs CAN | 66 - 52 | Quarterfinal | 60 | Ariake Arena | 190 | 1% |
| | 20:45 | Men | JPN vs AUS | 61 - 55 | Quarterfinal | 59 | Ariake Arena | 190 | 1% |
| Daily Total | | | | | | | | 380 | 1% |
| THU 2 SEP | 18:15 | Women | GER vs NED | 42 - 52 | Semifinal | 63 | Ariake Arena | 279 | 2% |
| | 20:45 | Women | USA vs CHN | 36 - 41 | Semifinal | 64 | Ariake Arena | 279 | 2% |
| Daily Total | | | | | | | | 558 | 2% |
| FRI 3 SEP | 18:15 | Men | ESP vs USA | 52 - 66 | Semifinal | 67 | Ariake Arena | 347 | 2% |
| | 20:45 | Men | JPN vs GBR | 79 - 68 | Semifinal | 68 | Ariake Arena | 347 | 2% |
| Daily Total | | | | | | | | 694 | 2% |
| SAT 4 SEP | 14:15 | Men | TUR vs AUS | 58 - 74 | Classification Playoff 5/6 | 69 | Ariake Arena | 38 | 0% |
| | 17:45 | Women | GER vs USA | 51 - 64 | Bronze Medal Match | 70 | Ariake Arena | 30 | 0% |
| | 20:30 | Women | NED vs CHN | 50 - 31 | Gold Medal Match | 71 | Ariake Arena | 30 | 0% |
| Daily Total | | | | | | | | 98 | % |
| SUN 5 SEP | 10:00 | Men | ESP vs GBR | 58 - 68 | Bronze Medal Match | 72 | Ariake Arena | 62 | 0% |
| | 12:30 | Men | USA vs JPN | 64 - 60 | Gold Medal Match | 73 | Ariake Arena | 62 | 0% |
| Daily Total | | | | | | | | 124 | % |
| Final Phase Total | | | | | | | | 1,854 | 1% |
| Men's Tournament Total | | | | | | | | 4,780 | 3% |
| Women's Tournament Total | | | | | | | | 3,916 | 4% |
| Basketball Tournaments Total | | | | | | | | 8,696 | 3% |

Ariake Arena public capacity

15,000

Musashino Forest Sp Plaza public capacity

6,600

Legend:
No. Number



Competition Officials

競技役員

As of THU 19 AUG 2021

| Function | Name | Gender | Organisation |
|--------------------------------|-----------------------|--------|--------------------------------|
| Technical Delegates: | BETHEL Charlie | M | GBR – Great Britain |
| | PERRIMAN Don | M | AUS – Australia |
| TTC Member: | VERGOOSSEN Luc | M | NED – Netherlands |
| | TUCEK Petr | M | CZE - Czech Republic |
| | ROJA Cristian | M | ITA – Italy |
| | BACH Stephen | M | CAN – Canada |
| Classification Advisor: | COSTA Regina | F | POR – Portugal |
| | MOLIK Bartosz | M | POL – Poland |
| Game commissioner: | MAGALLANES REYES Juan | M | MEX – Mexico |
| | TIMMS Janine | F | GBR – Great Britain |
| | VAN MEURS Nathalie | F | NED – Netherlands |
| | ANG Kean Koo | M | MAS – Malaysia |
| | SCHOEMAN Andrew | M | RSA – South Africa |
| | COSSAER Dirk | M | BEL – Belgium |
| Referee supervisor: | WELLS Matt | M | AUS – Australia |
| | GIORDANO Sergio | M | CAN – Canada |
| | WALLAART Edwin | M | NED – Netherlands |
| | KUNOSIC Damir | M | BIH – Bosnia Herzegovina |
| | GOMEZ RUF Tonia | F | ESP – Spain |
| | BURFORD John | M | USA – United States of America |

Legend:

F Female M Male



IWBF Referees
IWBFレフェリー
As of THU 19 AUG 2021

| Name | Gender | Age | Years as IWBF Referee | NPC |
|------------------------|--------|-----|-----------------------------|--------------------------------|
| URUNUELLA Juan | M | 53 | 30 | ESP – Spain |
| CARMONA Hector | M | 36 | 3 | ESP – Spain |
| ROSENBERG Helen Maree | F | 48 | 10 | AUS – Australia |
| REHLING Carsten | M | 45 | 16 | GER – Germany |
| ETZELMUELLER Erik | M | 34 | 5 | GER – Germany |
| FRONCZAK Adam | M | 44 | 17 | POL – Poland |
| PEIC Krunoslav | M | 44 | 22 | CRO – Croatia |
| RADYKAS Linas | M | 36 | 16 | LTU – Lithuania |
| PAJER Tomas | M | 44 | 23 | CZE – Czech Republic |
| VILLARD Celine | F | 48 | 11 | FRA – France |
| KOC Yekta Sansal | M | 37 | 13 | TUR – Turkey |
| ZAMPONI Mauricio | M | 43 | 9 | ITA – Italy |
| LAPINTE Alexandre | M | 31 | 6 | CAN – Canada |
| GAUTHIER Sebastien | M | 50 | 26 | CAN – Canada |
| QUINTANA Matias | M | 45 | 20 | ARG – Argentina |
| MATHIAS Gustavo | M | 39 | 12 | BRA – Brazil |
| HSIEH Shu-Fei | F | 38 | 12 | TPE – Chinese Taipei |
| HARGREAVES Darrell | M | 41 | 12 | USA – United States of America |
| WOOD Benjamin | M | 39 | 8 | GBR – Great Britain |
| GAMEZ PEREIRA Mauricio | M | 31 | 6 | CRC – Costa Rica |
| TAHMASIAN Geghard | M | 33 | 4 | IRI – Islamic Republic of Iran |
| NIKAI DO Shunsuke | M | 46 | 4 | JPN – Japan |
| ONO Hiroki | M | 46 | 4 | JPN – Japan |
| YAP Pooh Boon | M | 50 | 12 | MAS – Malaysia |

Legend:

F Female **M** Male

