



# Official Results

## Ice Sledge Hockey

8 to 15 March

# Результаты соревнований

## Следж-хоккей на льду

8 - 15 марта



16.03. 2014



## Table of Contents

Оглавление

Table of Contents

Competition Schedule

### Team Rosters

CAN - Canada

CZE - Czech Republic

ITA - Italy

KOR - Republic of Korea

NOR - Norway

RUS - Russian Federation

SWE - Sweden

USA - United States of America

Tournament Progress – Preliminary Round

Tournament Progress – Play-off Round

Medallists

## Results

### Preliminary Round

#### Game 1: CZE - NOR

Line-ups

Game Summary

Shot Chart

Face-off Chart

#### Game 2: CAN - SWE

Line-ups

Game Summary

Shot Chart

Face-off Chart

#### Game 3: USA - ITA

Line-ups

Game Summary

Shot Chart

Face-off Chart

#### Game 4: RUS - KOR

Line-ups

Game Summary

Shot Chart

Face-off Chart

#### Game 5: CZE - SWE

Line-ups

Game Summary

Shot Chart

Face-off Chart

#### Game 6: CAN - NOR

Line-ups

Game Summary

Shot Chart

Face-off Chart



## Table of Contents

### Оглавление

#### **Game 7: USA - KOR**

Line-ups  
Game Summary  
Shot Chart  
Face-off Chart

#### **Game 8: RUS - ITA**

Line-ups  
Game Summary  
Shot Chart  
Face-off Chart

#### **Game 9: KOR - ITA**

Line-ups  
Game Summary  
Shot Chart  
Face-off Chart

#### **Game 10: NOR - SWE**

Line-ups  
Game Summary  
Shot Chart  
Face-off Chart

#### **Game 11: USA - RUS**

Line-ups  
Game Summary  
Shot Chart  
Face-off Chart

#### **Game 12: CAN - CZE**

Line-ups  
Game Summary  
Shot Chart  
Face-off Chart

### **Play-off Round**

#### **Playoffs 5<sup>th</sup> – 8<sup>th</sup>**

##### **Game 13: ITA - SWE**

Line-ups  
Game Summary  
Shot Chart  
Face-off Chart

##### **Game 14: CZE - KOR**

Line-ups  
Game Summary  
Shot Chart  
Face-off Chart

### **Semifinals**

##### **Game 15: RUS - NOR**

Line-ups  
Game Summary  
Shot Chart  
Face-off Chart



## Table of Contents

Оглавление

### Game 16: CAN - USA

Line-ups  
Game Summary  
Shot Chart  
Face-off Chart

## Classification

### 7<sup>th</sup> – 8<sup>th</sup> Place Game

#### Game 17: KOR - SWE

Line-ups  
Game Summary  
Shot Chart  
Face-off Chart

### 5<sup>th</sup> – 6<sup>th</sup> Place Game

#### Game 18: CZE - ITA

Line-ups  
Game Summary  
Shot Chart  
Face-off Chart

### Bronze Medal Game

#### Game 19: CAN - NOR

Line-ups  
Game Summary  
Shot Chart  
Face-off Chart

### Gold Medal Game

#### Game 20: USA - RUS

Line-ups  
Game Summary  
Shot Chart  
Face-off Chart

## Statistics

Team Statistics

### Players Statistics by Team

CAN - Canada  
CZE - Czech Republic  
ITA - Italy  
KOR - Republic of Korea  
NOR - Norway  
RUS - Russian Federation  
SWE - Sweden  
USA - United States of America

Goalkeepers  
Scoring Leaders  
Goal Scoring Leaders  
Assists Leaders  
Defensemen Scoring Leaders  
Face-off Leaders  
Plus-Minus Leaders  
Most Penalised Players





---

## Table of Contents

Оглавление

### Official Communications

Item 1 – 14.03.2014

Directorate

Competition Officials



## Competition Schedule

Расписание соревнований

As of THU 13 MAR 2014

| Date       | Start Time | Game  | Location     |
|------------|------------|---|--------------|
| SAT 8 MAR  | 09:30      | Preliminary Round - Group A, Game 1 CZE vs NOR  | Shayba Arena |
|            | 13:00      | Preliminary Round - Group A, Game 2 CAN vs SWE  | Shayba Arena |
|            | 16:30      | Preliminary Round - Group B, Game 3 USA vs ITA  | Shayba Arena |
|            | 20:00      | Preliminary Round - Group B, Game 4 RUS vs KOR  | Shayba Arena |
| SUN 9 MAR  | 09:30      | Preliminary Round - Group A, Game 5 CZE vs SWE  | Shayba Arena |
|            | 13:00      | Preliminary Round - Group A, Game 6 CAN vs NOR  | Shayba Arena |
|            | 16:30      | Preliminary Round - Group B, Game 7 USA vs KOR  | Shayba Arena |
|            | 20:00      | Preliminary Round - Group B, Game 8 RUS vs ITA  | Shayba Arena |
| TUE 11 MAR | 09:30      | Preliminary Round - Group B, Game 9 KOR vs ITA  | Shayba Arena |
|            | 13:00      | Preliminary Round - Group A, Game 10 NOR vs SWE | Shayba Arena |
|            | 16:30      | Preliminary Round - Group B, Game 11 USA vs RUS | Shayba Arena |
|            | 20:00      | Preliminary Round - Group A, Game 12 CAN vs CZE | Shayba Arena |
| WED 12 MAR | 16:00      | Classifications (5-8), Game 13 ITA vs SWE       | Shayba Arena |
|            | 20:00      | Classifications (5-8), Game 14 CZE vs KOR       | Shayba Arena |
| THU 13 MAR | 13:00      | Semifinals, Game 15 RUS vs NOR                  | Shayba Arena |
|            | 20:00      | Semifinals, Game 16 CAN vs USA                  | Shayba Arena |
| FRI 14 MAR | 13:00      | Classifications (7-8), Game 17 KOR vs SWE       | Shayba Arena |
|            | 20:00      | Classifications (5-6), Game 18 CZE vs ITA       | Shayba Arena |
| SAT 15 MAR | 13:00      | Bronze Medal Game - Game 19 CAN vs NOR          | Shayba Arena |
|            | 20:00      | Gold Medal Game - Game 20 USA vs RUS            | Shayba Arena |



## Team Roster

Состав команды

As of THU 6 MAR 2014

Initial Registration 6 MAR 2014\*

### CAN - Canada

| No | Name             | Pos | Gender | Date of Birth | Club          | Registration* |
|----|------------------|-----|--------|---------------|---------------|---------------|
| 4  | WHITSON Derek    | D   | M      | 21 JUN 1989   | Hockey Canada |               |
| 5  | REMPEL Kevin     | F   | M      | 15 SEP 1982   | Hockey Canada |               |
| 7  | DORION Marc      | F   | M      | 22 JUN 1987   | Hockey Canada |               |
| 8  | McGREGOR Tyler   | F   | M      | 11 MAR 1994   | Hockey Canada |               |
| 9  | GALE Anthony     | F   | M      | 12 MAY 1993   | Hockey Canada |               |
| 10 | DELANEY Ben      | F   | M      | 23 AUG 1996   | Hockey Canada |               |
| 11 | DIXON Adam       | D   | M      | 13 AUG 1989   | Hockey Canada |               |
| 12 | WESTLAKE Greg    | F   | M      | 12 JUN 1986   | Hockey Canada |               |
| 14 | ARSENAULT Steve  | D   | M      | 6 SEP 1988    | Hockey Canada |               |
| 18 | BRIDGES Billy    | F   | M      | 22 MAR 1984   | Hockey Canada |               |
| 20 | LUDWIG Karl      | F   | M      | 25 NOV 1988   | Hockey Canada |               |
| 22 | ST-AMAND Benoit  | GK  | M      | 19 APR 1978   | Hockey Canada |               |
| 25 | GEMMELL James    | D   | M      | 26 APR 1980   | Hockey Canada |               |
| 26 | LAROCQUE Dominic | F   | M      | 30 JUL 1987   | Hockey Canada |               |
| 27 | BOWDEN Brad      | F   | M      | 26 MAY 1983   | Hockey Canada |               |
| 29 | MURRAY Graeme    | D   | M      | 14 DEC 1984   | Hockey Canada |               |
| 30 | WATSON Corbin    | GK  | M      | 6 JAN 1987    | Hockey Canada |               |

**Total:** 15 players and 2 goalkeepers

#### Team Officials:

| Function                  | Name            | Citizenship | Date of Birth |
|---------------------------|-----------------|-------------|---------------|
| <b>Head Coach:</b>        | MONDIN Mike     | CAN         | 30 OCT 1956   |
| <b>Assistant Coach:</b>   | HUNT Curtis     | CAN         | 28 JAN 1967   |
| <b>Equipment Manager:</b> | DORION Roch     | CAN         | 21 DEC 1964   |
| <b>Equipment Manager:</b> | ANTONS Jan      | GER         | 25 NOV 1980   |
| <b>Physiotherapist:</b>   | CARBONETTE Tony | CAN         | 29 SEP 1972   |
| <b>Team Doctor:</b>       | KISSICK Jamie   | CAN         | 24 AUG 1958   |

#### Facts and Figures:

Average age: 26

#### NOTE

\* Registration date of single players is only shown when different from Initial Registration date

#### LEGEND

**D** Defence                      **F** Forward                      **GK** Goalkeeper                      **No** Jersey number  
**Pos** Position





## Team Roster

Состав команды

REVISED  
14 MAR 14:03

As of FRI 14 MAR 2014

Initial Registration 6 MAR 2014 \*

### ITA - Italy

| No  | Name                         | Pos | Gender | Date of Birth | Club                  | Registration * |
|-----|------------------------------|-----|--------|---------------|-----------------------|----------------|
| 1   | STILLITANO Santino           | GK  | M      | 26 JUN 1969   | Armata Brancalone     |                |
| 3   | ROSA Gianluigi               | D   | M      | 27 JUN 1987   | Aquile del Sud Tirolo |                |
| 5   | PLANKER Florian              | F   | M      | 8 FEB 1977    | Aquile del Sud Tirolo |                |
| 6   | CAVALIERE Gianluca           | D   | M      | 11 JUN 1971   | Aquile del Sud Tirolo |                |
| 7   | WINKLER Werner               | F   | M      | 18 SEP 1968   | Aquile del Sud Tirolo |                |
| 8   | RADICE Roberto               | F   | M      | 27 AUG 1981   | Armata Brancalone     |                |
| 11  | LARCH Nils                   | F   | M      | 26 MAY 1997   | Aquile del Sud Tirolo |                |
| 14  | BALOSSETTI Bruno             | D   | M      | 14 JUN 1973   | Armata Brancalone     |                |
| 15  | ARAUDO Gabriele              | GK  | M      | 5 AUG 1974    | Tori Seduti           |                |
| 16  | CHIAROTTI Andrea             | F   | M      | 5 DEC 1966    | Tori Seduti           |                |
| 18  | MACRI Andrea                 | F   | M      | 26 MAY 1991   | Tori Seduti           |                |
| 62  | DEPAOLI Christoph            | F   | M      | 2 DEC 1997    | Aquile del Sud Tirolo |                |
| 68  | CORVINO Valerio              | F   | M      | 15 NOV 1975   | Tori Seduti           |                |
| 69  | CONDELLO Giuseppe            | D   | M      | 21 AUG 1971   | Tori Seduti           |                |
| 73  | LEPERDI Gregory Brian Alexis | F   | M      | 24 JUN 1973   | Tori Seduti           |                |
| 88  | KANESTRIN Rupert             | F   | M      | 6 NOV 1965    | Aquile del Sud Tirolo |                |
| DSQ | STELLA Igor                  | F   | M      | 28 DEC 1981   | Armata Brancalone     |                |

**Total:** 15 players and 2 goalkeepers

#### Team Officials:

| Function                  | Name                | Citizenship | Date of Birth |
|---------------------------|---------------------|-------------|---------------|
| <b>Head Coach:</b>        | da RIN Massimo      | ITA         | 2 DEC 1960    |
| <b>Assistant Coach:</b>   | MUHR Carlo          | ITA         | 26 OCT 1985   |
| <b>Equipment Manager:</b> | GASPARI Daniele     | ITA         | 12 SEP 1971   |
| <b>Equipment Manager:</b> | MARCHIORATO Roberto | ITA         | 14 MAY 1945   |
| <b>Physiotherapist:</b>   | BERTAMINI Daniele   | ITA         | 21 JUL 1948   |
| <b>Physiotherapist:</b>   | ROSSIGNOLO Fabio    | ITA         | 23 MAR 1971   |

#### Facts and Figures:

Average age: 36

#### NOTE

\* Registration date of single players is only shown when different from Initial Registration date

#### LEGEND

**D** Defence      **DSQ** Disqualified      **F** Forward      **GK** Goalkeeper  
**No** Jersey number      **Pos** Position

STELLA Igor (Italy) has been disqualified starting from 4 MAR 2014 from the Ice Sledge Hockey Tournament based on the decision of the IPC Anti Doping Commission, from 13 MAR 2014.



## Team Roster

Состав команды

As of THU 6 MAR 2014

Initial Registration 6 MAR 2014\*

### KOR - Korea

| No | Name             | Pos | Gender | Date of Birth | Club                       | Registration* |
|----|------------------|-----|--------|---------------|----------------------------|---------------|
| 4  | SA Sung-Keun     | D   | M      | 27 JAN 1967   | Korea Paralympic Committee |               |
| 10 | CHO Young-Jae    | D   | M      | 10 JAN 1985   | Korea Paralympic Committee |               |
| 11 | CHOI Bae-Suk     | F   | M      | 7 AUG 1980    | Korea Paralympic Committee |               |
| 12 | KIM Young-Sung   | F   | M      | 1 MAY 1983    | Korea Paralympic Committee |               |
| 14 | JUNG Seung-Hwan  | F   | M      | 9 JAN 1986    | Korea Paralympic Committee |               |
| 20 | JANG Dong-Shin   | D   | M      | 10 JAN 1976   | Korea Paralympic Committee |               |
| 21 | LEE Ju-Seung     | F   | M      | 13 DEC 1990   | Korea Paralympic Committee |               |
| 26 | KIM Dea-Jung     | F   | M      | 7 JUL 1970    | Korea Paralympic Committee |               |
| 27 | CHO Byeong-Seok  | F   | M      | 6 JUN 1985    | Korea Paralympic Committee |               |
| 28 | LEE Jong-Kyung   | D   | M      | 28 OCT 1973   | Korea Paralympic Committee |               |
| 31 | YU Man-Gyun      | GK  | M      | 3 APR 1974    | Korea Paralympic Committee |               |
| 39 | LEE Young-Min    | F   | M      | 12 FEB 1967   | Korea Paralympic Committee |               |
| 55 | JANG Jong-Ho     | F   | M      | 29 MAR 1984   | Korea Paralympic Committee |               |
| 68 | HAN Min-Su       | D   | M      | 3 JUN 1970    | Korea Paralympic Committee |               |
| 74 | CHUNG Young-Hoon | GK  | M      | 5 MAY 1974    | Korea Paralympic Committee |               |
| 88 | PARK Sang-Hyeon  | D   | M      | 9 SEP 1973    | Korea Paralympic Committee |               |
| 90 | PARK Woo-Chul    | D   | M      | 4 APR 1973    | Korea Paralympic Committee |               |

**Total:** 15 players and 2 goalkeepers

#### Team Officials:

| Function                | Name           | Citizenship | Date of Birth |
|-------------------------|----------------|-------------|---------------|
| <b>Head Coach:</b>      | KIM Ik-Hwan    | KOR         | 27 NOV 1966   |
| <b>Assistant Coach:</b> | CHUN Chung-Kun | KOR         | 8 SEP 1992    |
| <b>Assistant Coach:</b> | CHUN Jung-Kook | KOR         | 19 JAN 1976   |
| <b>Assistant Coach:</b> | TOH Sung-Taek  | KOR         | 15 MAY 1981   |
| <b>Team Staff:</b>      | KANG Ji-Hwan   | KOR         | 15 SEP 1982   |
| <b>Team Staff:</b>      | KIM Jung-Ho    | KOR         | 12 DEC 1984   |

#### Facts and Figures:

Average age: 36

#### NOTE

\* Registration date of single players is only shown when different from Initial Registration date

#### LEGEND

**D** Defence                      **F** Forward                      **GK** Goalkeeper                      **No** Jersey number  
**Pos** Position



## Team Roster

Состав команды

REVISED  
8 MAR 8:41

As of SAT 8 MAR 2014

Initial Registration 6 MAR 2014 \*

## NOR - Norway

| No | Name                        | Pos | Gender | Date of Birth | Club                     | Registration * |
|----|-----------------------------|-----|--------|---------------|--------------------------|----------------|
| 2  | BUEN Kristian               | GK  | M      | 9 MAY 1983    | Oslo Kjelkehockeyklubb   |                |
| 3  | PEDERSEN Rolf Einar         | D   | M      | 4 NOV 1969    | Oslo Kjelkehockeyklubb   |                |
| 6  | KIRSTISTUEN Emil            | F   | M      | 12 APR 1993   | Oslo Kjelkehockeyklubb   |                |
| 7  | HAGEN Eskil                 | D   | M      | 13 JUN 1970   | Oslo Kjelkehockeyklubb   |                |
| 8  | SVEE Stig Tore              | F   | M      | 16 DEC 1963   | Rosenborg Ishockeyklubb  |                |
| 9  | VAERNES Morten              | F   | M      | 6 DEC 1981    | Oslo Kjelkehockeyklubb   |                |
| 10 | RIVERA Tor Joakim           | F   | M      | 6 MAY 1983    | Idrettslaget Krakene     |                |
| 12 | BOGLE Magnus                | F   | M      | 27 NOV 1995   | Idrettslaget Krakene     |                |
| 15 | SORHEIM Emil                | F   | M      | 29 JUL 1997   | Rosenborg Ishockeyklubb  |                |
| 16 | NORDSTOGA Knut Andre        | D   | M      | 18 FEB 1983   | Oslo Kjelkehockeyklubb   |                |
| 17 | SOLBERG Loyd-Remi Pallander | F   | M      | 25 JUL 1987   | Oslo Kjelkehockeyklubb   |                |
| 18 | HAMAR Kjell Christian       | GK  | M      | 23 JAN 1985   | Oslo Kjelkehockeyklubb   |                |
| 20 | HAMRE Martin                | F   | M      | 14 OCT 1988   | Bergen Kjelkehockeyklubb |                |
| 21 | AUSTEVOLL Ole Bjarte        | F   | M      | 6 AUG 1970    | Bergen Kjelkehockeyklubb |                |
| 22 | BAKKE Audun                 | F   | M      | 5 NOV 1988    | Oslo Kjelkehockeyklubb   |                |
| 23 | KLAKEGG Jan Roger           | D   | M      | 7 APR 1984    | Bergen Kjelkehockeyklubb |                |

**Total:** 14 players and 2 goalkeepers

### Team Officials:

| Function                     | Name              | Citizenship | Date of Birth |
|------------------------------|-------------------|-------------|---------------|
| <b>Head Coach:</b>           | HAGLUND Morten    | NOR         | 17 AUG 1974   |
| <b>Assistant Coach:</b>      | DAHLSTROM Frank   | NOR         | 5 AUG 1967    |
| <b>Assistant Coach:</b>      | HEGDE Espen       | NOR         | 5 FEB 1986    |
| <b>General Manager:</b>      | NYHOLT Kent       | NOR         | 30 JUN 1971   |
| <b>Equipment Manager:</b>    | JOHANSEN Finn Ove | NOR         | 7 JAN 1973    |
| <b>Team Medical Officer:</b> | VIK Iwonka        | NOR         | 12 OCT 1981   |

### Facts and Figures:

Average age: 31

#### NOTE

\* Registration date of single players is only shown when different from Initial Registration date

#### LEGEND

**D** Defence      **F** Forward      **GK** Goalkeeper      **No** Jersey number  
**Pos** Position

Correction of Position for Player nr. 9, 21 and 23







## Team Roster

Состав команды

As of THU 6 MAR 2014

Initial Registration 6 MAR 2014\*

### SWE - Sweden

| No | Name                         | Pos | Gender | Date of Birth | Club     | Registration* |
|----|------------------------------|-----|--------|---------------|----------|---------------|
| 2  | SILVSTRAND OLSSON Axel Filip | F   | M      | 7 AUG 1996    | Nacka HI |               |
| 3  | INGVARSSON Niklas            | D   | M      | 3 JUN 1978    | FIFH     |               |
| 4  | OLSSON Stefan                | F   | M      | 24 APR 1987   | Nacka HI |               |
| 5  | NILSSON Ulf                  | GK  | M      | 22 MAY 1964   | FIFH     |               |
| 6  | ANDERSON Aron                | F   | M      | 26 JAN 1988   | Nacka HI |               |
| 7  | WISTRAND Anders              | D   | M      | 7 APR 1983    | Nacka HI |               |
| 8  | KASPERI Per                  | F   | M      | 20 MAY 1993   | Nacka HI |               |
| 11 | LUNDGREN Rasmus              | D   | M      | 13 AUG 1991   | FIFH     |               |
| 14 | JONSSON Kenth                | GK  | M      | 14 MAR 1964   | Nacka HI |               |
| 15 | HEDBERG Christian            | D   | M      | 30 SEP 1981   | Nacka HI |               |
| 18 | OJALA Peter                  | F   | M      | 27 OCT 1968   | Nacka HI |               |
| 19 | FROM Gunnar                  | F   | M      | 12 MAR 1971   | Nacka HI |               |
| 20 | RAKOS Niklas                 | F   | M      | 24 SEP 1986   | Nacka HI |               |
| 21 | HOLM Marcus                  | D   | M      | 5 DEC 1973    | Nacka HI |               |

Total: 12 players and 2 goalkeepers

#### Team Officials:

| Function                  | Name             | Citizenship | Date of Birth |
|---------------------------|------------------|-------------|---------------|
| <b>Head Coach:</b>        | LUNDGREN Jorgen  | SWE         | 8 OCT 1961    |
| <b>Assistant Coach:</b>   | KARLSSON Mikael  | SWE         | 7 AUG 1960    |
| <b>Equipment Manager:</b> | SETTERBERG Benny | SWE         | 30 JUN 1961   |
| <b>Physiotherapist:</b>   | JOHANSSON Ingvar | SWE         | 7 FEB 1955    |
| <b>Team Staff:</b>        | KASPERI Allan    | SWE         | 17 JUL 1957   |

#### Facts and Figures:

Average age: 33

#### NOTE

\* Registration date of single players is only shown when different from Initial Registration date

#### LEGEND

**D** Defence                      **F** Forward                      **GK** Goalkeeper                      **No** Jersey number  
**Pos** Position



## Team Roster

Состав команды

As of THU 6 MAR 2014

Initial Registration 6 MAR 2014\*

### USA - United States

| No | Name           | Pos | Gender | Date of Birth | Club                       | Registration* |
|----|----------------|-----|--------|---------------|----------------------------|---------------|
| 1  | LEE Jen        | GK  | M      | 26 JUL 1986   | San Antonio Rampage        |               |
| 4  | ROYBAL Brody   | F   | M      | 24 MAY 1998   | RIC Blackhawks             |               |
| 6  | FARMER Declan  | F   | M      | 5 NOV 1997    | Tampa Bay Lightning        |               |
| 7  | LIPSETT Taylor | F   | M      | 20 JAN 1987   | Dallas Stars               |               |
| 8  | SHAW Greg      | F   | M      | 28 FEB 1990   | Tampa Bay Lightning        |               |
| 9  | YOHE Andy      | D   | M      | 21 JUL 1978   | RIC Blackhawks             |               |
| 11 | CARRON Tyler   | D   | M      | 11 MAY 1989   | Colorado Avalanche         |               |
| 13 | SWEENEY Joshua | F   | M      | 6 JUN 1987    | San Antonio Rampage        |               |
| 14 | McCOY Daniel   | F   | M      | 24 JAN 1994   | Pittsburgh Penguins        |               |
| 15 | LANDEROS Nikko | D   | M      | 28 APR 1989   | Colorado Avalanche         |               |
| 18 | McKEE Kevin    | F   | M      | 11 FEB 1990   | RIC Blackhawks             |               |
| 19 | CHACE Taylor   | D   | M      | 9 MAY 1986    | Northeast Passage Wildcats |               |
| 20 | PAGE Adam      | F   | M      | 10 MAR 1992   | Buffalo Sabres             |               |
| 23 | ROMAN Rico     | F   | M      | 4 FEB 1981    | San Antonio Rampage        |               |
| 27 | PAULS Joshua   | F   | M      | 31 DEC 1992   | DASA Blues                 |               |
| 28 | SCHAUS Paul    | F   | M      | 8 NOV 1988    | Buffalo Sabres             |               |
| 34 | CASH Steve     | GK  | M      | 9 MAY 1989    | DASA Blues                 |               |

**Total:** 15 players and 2 goalkeepers

#### Team Officials:

| Function                  | Name            | Citizenship | Date of Birth |
|---------------------------|-----------------|-------------|---------------|
| <b>Head Coach:</b>        | SAUER Jeff      | USA         | 10 MAR 1943   |
| <b>Assistant Coach:</b>   | GOSSELIN Guy    | USA         | 6 JAN 1964    |
| <b>General Manager:</b>   | BRENNAN Daniel  | USA         | 14 AUG 1963   |
| <b>Equipment Manager:</b> | ISAACSON Joel   | USA         | 19 NOV 1978   |
| <b>Team Doctor:</b>       | UIHLEIN Mike    | USA         | 12 NOV 1969   |
| <b>Team Staff:</b>        | CORTESE Michael | USA         | 7 AUG 1962    |

#### Facts and Figures:

Average age: 24

#### NOTE

\* Registration date of single players is only shown when different from Initial Registration date

#### LEGEND

**D** Defence      **F** Forward      **GK** Goalkeeper      **No** Jersey number  
**Pos** Position



## Tournament Progress

Текущие результаты турнира

As of TUE 11 MAR 2014

| Game | Group | Date       | Time  | Teams     | Results | 1     | 2     | 3     | OT    | GWS   | Venue        |
|------|-------|------------|-------|-----------|---------|-------|-------|-------|-------|-------|--------------|
| 1    | A     | SAT 8 MAR  | 09:30 | CZE - NOR | 1 - 2   | 0 - 0 | 0 - 1 | 1 - 0 | 0 - 0 | 0 - 1 | Shayba Arena |
| 2    | A     | SAT 8 MAR  | 13:00 | CAN - SWE | 10 - 1  | 4 - 0 | 3 - 0 | 3 - 1 |       |       | Shayba Arena |
| 3    | B     | SAT 8 MAR  | 16:30 | USA - ITA | 5 - 1   | 1 - 0 | 1 - 0 | 3 - 1 |       |       | Shayba Arena |
| 4    | B     | SAT 8 MAR  | 20:00 | RUS - KOR | 2 - 3   | 1 - 0 | 1 - 1 | 0 - 1 | 0 - 0 | 0 - 1 | Shayba Arena |
| 5    | A     | SUN 9 MAR  | 09:30 | CZE - SWE | 2 - 1   | 0 - 0 | 0 - 0 | 1 - 1 | 0 - 0 | 1 - 0 | Shayba Arena |
| 6    | A     | SUN 9 MAR  | 13:00 | CAN - NOR | 4 - 0   | 0 - 0 | 2 - 0 | 2 - 0 |       |       | Shayba Arena |
| 7    | B     | SUN 9 MAR  | 16:30 | USA - KOR | 3 - 0   | 2 - 0 | 1 - 0 | 0 - 0 |       |       | Shayba Arena |
| 8    | B     | SUN 9 MAR  | 20:00 | RUS - ITA | 7 - 0   | 1 - 0 | 4 - 0 | 2 - 0 |       |       | Shayba Arena |
| 9    | B     | TUE 11 MAR | 09:30 | KOR - ITA | 1 - 2   | 0 - 1 | 0 - 0 | 1 - 1 |       |       | Shayba Arena |
| 10   | A     | TUE 11 MAR | 13:00 | NOR - SWE | 2 - 0   | 0 - 0 | 1 - 0 | 1 - 0 |       |       | Shayba Arena |
| 11   | B     | TUE 11 MAR | 16:30 | USA - RUS | 1 - 2   | 0 - 1 | 0 - 1 | 1 - 0 |       |       | Shayba Arena |
| 12   | A     | TUE 11 MAR | 20:00 | CAN - CZE | 1 - 0   | 0 - 0 | 1 - 0 | 0 - 0 |       |       | Shayba Arena |

### Group A

| Rank (GR) | Team | GP | W | OTW | OTL | L | GDF | GF:GA  | PTS |
|-----------|------|----|---|-----|-----|---|-----|--------|-----|
| 1         | CAN  | 3  | 3 | 0   | 0   | 0 | +14 | 15 : 1 | 9   |
| 2         | NOR  | 3  | 1 | 1   | 0   | 1 | -1  | 4 : 5  | 5   |
| 3         | CZE  | 3  | 0 | 1   | 1   | 1 | -1  | 3 : 4  | 3   |
| 4         | SWE  | 3  | 0 | 0   | 1   | 2 | -12 | 2 : 14 | 1   |

### Group B

| Rank (GR) | Team | GP | W | OTW | OTL | L | GDF | GF:GA  | PTS |
|-----------|------|----|---|-----|-----|---|-----|--------|-----|
| 1         | RUS  | 3  | 2 | 0   | 1   | 0 | +7  | 11 : 4 | 7   |
| 2         | USA  | 3  | 2 | 0   | 0   | 1 | +6  | 9 : 3  | 6   |
| 3         | ITA  | 3  | 1 | 0   | 0   | 2 | -10 | 3 : 13 | 3   |
| 4         | KOR  | 3  | 0 | 1   | 0   | 2 | -3  | 4 : 7  | 2   |

#### NOTE

Rank within each group (GR) is based on points. For tie-break rules see 'Competition Format and Rules'.

#### LEGEND

|           |            |            |               |            |              |            |                   |            |                 |
|-----------|------------|------------|---------------|------------|--------------|------------|-------------------|------------|-----------------|
| <b>1</b>  | 1st period | <b>2</b>   | 2nd period    | <b>3</b>   | 3rd period   | <b>GA</b>  | Goals against     | <b>GDF</b> | Goal difference |
| <b>GF</b> | Goals for  | <b>GP</b>  | Games played  | <b>GR</b>  | Group rank   | <b>GWS</b> | Game winning shot | <b>L</b>   | Losses          |
| <b>OT</b> | Overtime   | <b>OTL</b> | Overtime loss | <b>OTW</b> | Overtime win | <b>PTS</b> | Points            | <b>W</b>   | Wins            |



## Tournament Progress

Текущие результаты турнира

As of SAT 15 MAR 2014

| Game | Round | Date       | Time  | Teams     | Results | 1     | 2     | 3     | OT    | GWS | Venue        |
|------|-------|------------|-------|-----------|---------|-------|-------|-------|-------|-----|--------------|
| 13   | C5-8  | WED 12 MAR | 16:00 | ITA - SWE | 3 - 2   | 0 - 1 | 0 - 1 | 2 - 0 | 1 - 0 |     | Shayba Arena |
| 14   | C5-8  | WED 12 MAR | 20:00 | CZE - KOR | 2 - 0   | 0 - 0 | 1 - 0 | 1 - 0 |       |     | Shayba Arena |
| 15   | SF    | THU 13 MAR | 13:00 | RUS - NOR | 4 - 0   | 2 - 0 | 0 - 0 | 2 - 0 |       |     | Shayba Arena |
| 16   | SF    | THU 13 MAR | 20:00 | CAN - USA | 0 - 3   | 0 - 2 | 0 - 1 | 0 - 0 |       |     | Shayba Arena |
| 17   | C7-8  | FRI 14 MAR | 13:00 | KOR - SWE | 2 - 0   | 1 - 0 | 1 - 0 | 0 - 0 |       |     | Shayba Arena |
| 18   | C5-6  | FRI 14 MAR | 20:00 | CZE - ITA | 3 - 0   | 0 - 0 | 0 - 0 | 3 - 0 |       |     | Shayba Arena |
| 19   | BMG   | SAT 15 MAR | 13:00 | CAN - NOR | 3 - 0   | 0 - 0 | 3 - 0 | 0 - 0 |       |     | Shayba Arena |
| 20   | GMG   | SAT 15 MAR | 20:00 | USA - RUS | 1 - 0   | 0 - 0 | 1 - 0 | 0 - 0 |       |     | Shayba Arena |

### Semifinals

### Finals

|                                      |          |   |          |
|--------------------------------------|----------|---|----------|
| RUS<br>Game #15<br>MAR 13 13:00<br>0 | NOR<br>0 | RUS<br>Game #20<br>MAR 15 20:00<br>Gold Medal Game<br>0   | USA<br>1 |
| CAN<br>Game #16<br>MAR 13 20:00<br>0 | USA<br>3 | NOR<br>Game #19<br>MAR 15 13:00<br>Bronze Medal Game<br>0 | CAN<br>3 |
| ITA<br>Game #13<br>MAR 12 16:00<br>3 | SWE<br>2 | ITA<br>Game #18<br>MAR 14 20:00<br>0                      | CZE<br>3 |
| CZE<br>Game #14<br>MAR 12 20:00<br>2 | KOR<br>0 | SWE<br>Game #17<br>MAR 14 13:00<br>0                      | KOR<br>2 |

### Classification Games

### Final Ranking

- Gold United States
- Silver Russian Federation
- Bronze Canada
- 4 Norway
- 5 Czech Republic
- 6 Italy
- 7 Korea
- 8 Sweden

### LEGEND

|             |                     |            |                 |            |                   |            |                   |
|-------------|---------------------|------------|-----------------|------------|-------------------|------------|-------------------|
| <b>1</b>    | 1st period          | <b>2</b>   | 2nd period      | <b>3</b>   | 3rd period        | <b>BMG</b> | Bronze Medal Game |
| <b>Cx-y</b> | Classification Game | <b>GMG</b> | Gold Medal Game | <b>GWS</b> | Game Winning Shot | <b>OT</b>  | Overtime          |
| <b>QF</b>   | Quarterfinals       | <b>SF</b>  | Semifinals      |            |                   |            |                   |



## Medallists

Призеры

As of SAT 15 MAR 2014

| GOLD                       | SILVER                          | BRONZE              |
|----------------------------|---------------------------------|---------------------|
| <b>USA - United States</b> | <b>RUS - Russian Federation</b> | <b>CAN - Canada</b> |
| 1 LEE Jen                  | 1 IVANOV Mikhail                | 4 WHITSON Derek     |
| 4 ROYBAL Brody             | 2 LYSOV Aleksei                 | 5 REMPEL Kevin      |
| 6 FARMER Declan            | 4 ANDRIYANOV Maxim              | 7 DORION Marc       |
| 7 LIPSETT Taylor           | 5 VARLAKOV Vasili               | 8 McGREGOR Tyler    |
| 8 SHAW Greg                | 6 LITVINENKO Vladimir           | 9 GALE Anthony      |
| 9 YOHE Andy                | 8 LISOV Dmitrii                 | 10 DELANEY Ben      |
| 11 CARRON Tyler            | 9 SHIKHOV Konstantin            | 11 DIXON Adam       |
| 13 SWEENEY Joshua          | 10 TUCHIN Ruslan                | 12 WESTLAKE Greg    |
| 14 McCOY Daniel            | 11 AMOSOV Alexey                | 14 ARSENAULT Steve  |
| 15 LANDEROS Nikko          | 14 POPOV Ilia                   | 18 BRIDGES Billy    |
| 18 McKEE Kevin             | 16 DVINYANINOV Andrey           | 20 LUDWIG Karl      |
| 19 CHACE Taylor            | 17 SELYUKIN Vadim               | 22 ST-AMAND Benoit  |
| 20 PAGE Adam               | 19 KUZNETSOV Ivan               | 25 GEMMELL James    |
| 23 ROMAN Rico              | 20 KAMANTCEV Vladimir           | 26 LAROCQUE Dominic |
| 27 PAULS Joshua            | 21 PETROV Evgeny                | 27 BOWDEN Brad      |
| 28 SCHAUS Paul             | 22 TEREYEV Nikolay              | 29 MURRAY Graeme    |
| 34 CASH Steve              | 23 VOLKOV Ilia                  | 30 WATSON Corbin    |



## Line-Ups

Составы

## CZE - NOR

## Referee(s)

MORRISON Johnathan (USA)

## Goalkeepers

Team: CZE

| No | Name           | Gen |
|----|----------------|-----|
| 6  | VAPENKA Michal | M   |
| 64 | HULIN Libor    | M   |

## Team Line-ups

Team: CZE (red)

| No | Pos | Name               | Gen |
|----|-----|--------------------|-----|
| 10 | D   | BERGER Jiri        | M   |
| 65 | D   | HRBEK Miroslav     | M   |
| 24 | F   | SAFRANEK Zdenek +C | M   |
| 74 | F   | GEIER Michal       | M   |
| 82 | F   | HABL Zdenek +A     | M   |
| 7  | D   | MOTYCKA David      | M   |
| 21 | D   | KVOCH Tomas        | M   |
| 29 | D   | KUBES Pavel +A     | M   |
| 30 | F   | FOJTIK Erik        | M   |
| 77 | F   | PALAT David        | M   |
| 75 | F   | RAUL Jiri          | M   |
| 96 | F   | KRUPICKA Zdenek    | M   |

Head Coach: BRIZA Jiri

## Linesmen

BEELEN Louis (NED) , FRERICHS Brian (USA)

Team: NOR

| No | Name                  | Gen |
|----|-----------------------|-----|
| 2  | BUEN Kristian         | M   |
| 18 | HAMAR Kjell Christian | M   |

Team: NOR (white)

| No | Pos | Name                           | Gen |
|----|-----|--------------------------------|-----|
| 3  | D   | PEDERSEN Rolf Einar            | M   |
| 7  | D   | HAGEN Eskil                    | M   |
| 12 | F   | BOGLE Magnus                   | M   |
| 17 | F   | SOLBERG Loyd-Remi Pallander +A | M   |
| 22 | F   | BAKKE Audun                    | M   |
| 16 | D   | NORDSTOGA Knut Andre           | M   |
| 23 | D   | KLAKEGG Jan Roger +C           | M   |
| 9  | F   | VAERNES Morten +A              | M   |
| 15 | F   | SORHEIM Emil                   | M   |
| 20 | F   | HAMRE Martin                   | M   |
| 8  | F   | SVEE Stig Tore                 | M   |
| 10 | F   | RIVERA Tor Joakim              | M   |
| 21 | F   | AUSTEVOLL Ole Bjarte           | M   |

Head Coach: HAGLUND Morten

## NOT DRESSED:

|   |   |                  |   |
|---|---|------------------|---|
| 6 | F | KIRSTISTUEN Emil | M |
|---|---|------------------|---|

## LEGEND

|           |               |            |          |            |                   |           |         |
|-----------|---------------|------------|----------|------------|-------------------|-----------|---------|
| <b>D</b>  | Defence       | <b>F</b>   | Forward  | <b>Gen</b> | Gender            | <b>M</b>  | Male    |
| <b>No</b> | Jersey number | <b>Pos</b> | Position | <b>+A</b>  | Assistant captain | <b>+C</b> | Captain |



SAT 8 MAR 2014

Start Time 09:30 / End Time 11:40

Preliminary round - Group A, Game 1

Предварительный раунд - Группа А, Матч 1

## Game Summary

Общая игровая статистика

**CZE - NOR 1 - 2 (0 - 0, 0 - 1, 1 - 0, 0 - 0, 0 - 1)**

| Spectators | Referee(s)               | Linesmen                                  |
|------------|--------------------------|---|
| 1443       | MORRISON Johnathan (USA) | BEELEN Louis (NED) , FRERICHS Brian (USA) |

### Team Statistics

| Period       | Score        | SVS            | SOG            | PIM          | TPP                  | PPG          | SHG          |
|--------------|--------------|----------------|----------------|--------------|----------------------|--------------|--------------|
| 1            | 0 : 0        | 2 : 5          | 5 : 2          | 0 : 0        | 00:00 : 00:00        | 0 : 0        | 0 : 0        |
| 2            | 0 : 1        | 6 : 8          | 8 : 7          | 0 : 2        | 02:00 : 00:00        | 0 : 0        | 0 : 0        |
| 3            | 1 : 0        | 1 : 4          | 5 : 1          | 0 : 0        | 00:00 : 00:00        | 0 : 0        | 0 : 0        |
| OT           | 0 : 0        | 3 : 3          | 3 : 3          | 0 : 0        | 00:00 : 00:00        | 0 : 0        | 0 : 0        |
| GWS          | 0 : 1        | 0 : 0          | 0 : 1          | 0 : 0        | 00:00 : 00:00        | 0 : 0        | 0 : 0        |
| <b>Total</b> | <b>1 : 2</b> | <b>12 : 20</b> | <b>21 : 14</b> | <b>0 : 2</b> | <b>02:00 : 00:00</b> | <b>0 : 0</b> | <b>0 : 0</b> |

### 1st Period

No game actions in this period

| Action | Time  | ET/Res | Team | Type | No | Name      | (G) | Name of Assistant(s) / Action Description |
|--------|-------|--------|------|------|----|-----------|-----|---|
| GK     | 00:00 |        | CZE  |      | 6  | VAPENKA M |     | - Goalkeeper in                           |
| GK     | 00:00 |        | NOR  |      | 2  | BUEN K    |     | - Goalkeeper in                           |

### 2nd Period

| Action  | Time  | ET/Res | Team | Type   | No | Name    | (G) | Name of Assistant(s) / Action Description                                   |
|---------|-------|--------|------|--------|----|---------|-----|---|
| Goal    | 24:28 | 0 : 1  | NOR  | EQ     | 22 | BAKKE A | (1) | 17 SOLBERG LRP On Ice CZE 6 10 24 65 74 82<br>12 BOGLE M NOR 2 3 7 12 17 22 |
| Penalty | 27:32 | 29:32  | NOR  | 2 min. | 7  | HAGEN E |     | - Holding an opponent   |

### 3rd Period

| Action   | Time  | ET/Res | Team | Type | No | Name    | (G) | Name of Assistant(s) / Action Description                                  |
|----------|-------|--------|------|------|----|---------|-----|--|
| Goal     | 31:17 | 1 : 1  | CZE  | EQ   | 74 | GEIER M | (1) | 65 HRBEK M On Ice CZE 6 10 24 65 74 82<br>24 SAFRANEK Z NOR 2 3 7 12 17 22 |
| Time-out | 44:11 |        | CZE  |      |    |         |     |  |

### Overtime

| Action   | Time  | ET/Res | Team | Type | No | Name | (G) | Name of Assistant(s) / Action Description |
|----------|-------|--------|------|------|----|------|-----|---|
| Time-out | 48:14 |        | NOR  |      |    |      |     |   |
| GK       | 50:00 |        | CZE  |      |    |      |     | 6 VAPENKA M - Goalkeeper out              |
| GK       | 50:00 |        | NOR  |      |    |      |     | 2 BUEN K - Goalkeeper out                 |

### Game Winning Shots

| Action | Time  | Result | Team | No | Name        | (G) | Action Description                         |
|--------|-------|--------|------|----|-------------|-----|--|
|        |       | 0 : 1  | NOR  | 3  | PEDERSEN RE |     | - Scored 6 VAPENKA M (CZE) - on goal       |
|        |       | 0 : 0  | CZE  | 74 | GEIER M     |     | - Missed (left) 2 BUEN K (NOR) - on goal   |
|        |       | 0 : 1  | NOR  | 22 | BAKKE A     |     | - Scored 6 VAPENKA M (CZE) - on goal       |
|        |       | 0 : 0  | CZE  | 10 | BERGER J    |     | - Saved by goalie 2 BUEN K (NOR) - on goal |
| GWG    | 50:00 | 0 : 2  | NOR  | 3  | PEDERSEN RE | (1) |  |

### Goalkeeper Records

Team : CZE - Czech Republic

| No | Name           | SOG | SVS | MIP   |
|----|----------------|-----|-----|-------|
| 6  | VAPENKA Michal | 14  | 12  | 50:00 |
| 64 | HULIN Libor    |     |     |       |

Team : NOR - Norway

| No | Name                  | SOG | SVS | MIP   |
|----|-----------------------|-----|-----|-------|
| 2  | BUEN Kristian         | 21  | 20  | 50:00 |
| 18 | HAMAR Kjell Christian |     |     |       |

### Game Statistics

Team : CZE (red)



SAT 8 MAR 2014

Start Time 09:30 / End Time 11:40

Preliminary round - Group A, Game 1

Предварительный раунд - Группа А, Матч 1

| Head Coach : BRIZA Jiri |     | Shots on Goal      |     |          |          |          |          |           |           |          |              | Time on Ice |          |          |          |           |     |      |      |       |      |       |     |      |
|-------------------------|-----|--------------------|-----|----------|----------|----------|----------|-----------|-----------|----------|--------------|-------------|----------|----------|----------|-----------|-----|------|------|-------|------|-------|-----|------|
| No                      | Pos | Name               | Gen | G        | A        | P        | PIM      | FO+       | FO-       | FO+/-    | FO%          | 1           | 2        | 3        | OT       | TS        | +/- | 1    | 2    | 3     | OT   | TOT   | SHF | AVG  |
| 10                      | D   | BERGER Jiri        | M   | 0        | 0        | 0        | 0        | 0         | 0         | 0        | 0.00         | 1           | 3        | 0        | 0        | 4         | 0   | 8:33 | 8:06 | 7:56  | 3:52 | 28:27 | 24  | 1:11 |
| 24                      | F   | SAFRANEK Zdenek +C | M   | 0        | 1        | 1        | 0        | 0         | 0         | 0        | 0.00         | 0           | 0        | 0        | 0        | 0         | 0   | 7:28 | 7:01 | 10:23 | 0:28 | 25:20 | 21  | 1:12 |
| 65                      | D   | HRBEK Miroslav     | M   | 0        | 1        | 1        | 0        | 0         | 0         | 0        | 0.00         | 1           | 0        | 0        | 0        | 1         | 0   | 8:30 | 6:30 | 6:55  | 1:33 | 23:28 | 22  | 1:04 |
| 74                      | F   | GEIER Michal       | M   | 1        | 0        | 1        | 0        | 0         | 0         | 0        | 0.00         | 0           | 1        | 1        | 0        | 2         | 0   | 8:48 | 7:31 | 10:04 | 3:24 | 29:47 | 24  | 1:14 |
| 82                      | F   | HABL Zdenek +A     | M   | 0        | 0        | 0        | 0        | 18        | 8         | 10       | 69.23        | 0           | 1        | 1        | 1        | 3         | 0   | 7:16 | 7:44 | 9:55  | 3:26 | 28:21 | 25  | 1:08 |
| 7                       | D   | MOTYCKA David      | M   | 0        | 0        | 0        | 0        | 0         | 0         | 0        | 0.00         | 1           | 1        | 0        | 0        | 2         | 0   | 6:37 | 7:58 | 5:05  | 0:00 | 19:40 | 18  | 1:05 |
| 21                      | D   | KVOCH Tomas        | M   | 0        | 0        | 0        | 0        | 0         | 0         | 0        | 0.00         | 2           | 0        | 0        | 0        | 2         | 0   | 6:35 | 7:21 | 6:31  | 0:29 | 20:56 | 20  | 1:02 |
| 29                      | D   | KUBES Pavel +A     | M   | 0        | 0        | 0        | 0        | 0         | 0         | 0        | 0.00         | 0           | 0        | 0        | 1        | 1         | 0   | 6:48 | 7:58 | 9:43  | 3:22 | 27:51 | 21  | 1:19 |
| 30                      | F   | FOJTIK Erik        | M   | 0        | 0        | 0        | 0        | 7         | 15        | -8       | 31.82        | 0           | 0        | 1        | 1        | 2         | 0   | 7:50 | 8:19 | 5:13  | 2:11 | 23:33 | 21  | 1:07 |
| 77                      | F   | PALAT David        | M   | 0        | 0        | 0        | 0        | 0         | 0         | 0        | 0.00         | 0           | 2        | 2        | 0        | 4         | 0   | 6:54 | 6:21 | 4:45  | 1:05 | 19:05 | 19  | 1:00 |
| 75                      | F   | RAUL Jiri          | M   | 0        | 0        | 0        | 0        | 0         | 0         | 0        | 0.00         | 0           | 0        | 0        | 0        | 0         | 0   | 0:00 | 0:00 | 0:00  | 0:00 | 0:00  | 0   | 0:00 |
| 96                      | F   | KRUPICKA Zdenek    | M   | 0        | 0        | 0        | 0        | 0         | 0         | 0        | 0.00         | 0           | 0        | 0        | 0        | 0         | 0   | 0:00 | 0:00 | 0:00  | 0:00 | 0:00  | 0   | 0:00 |
| 6                       | GK  | VAPENKA Michal     | M   | 0        | 0        | 0        | 0        | 0         | 0         | 0        | 0.00         | 0           | 0        | 0        | 0        | 0         | 0   | 0:00 | 0:00 | 0:00  | 0:00 | 0:00  | 0   | 0:00 |
| 64                      | GK  | HULIN Libor        | M   | 0        | 0        | 0        | 0        | 0         | 0         | 0        | 0.00         | 0           | 0        | 0        | 0        | 0         | 0   | 0:00 | 0:00 | 0:00  | 0:00 | 0:00  | 0   | 0:00 |
| <b>Total</b>            |     |                    |     | <b>1</b> | <b>2</b> | <b>3</b> | <b>0</b> | <b>25</b> | <b>23</b> | <b>2</b> | <b>52.08</b> | <b>5</b>    | <b>8</b> | <b>5</b> | <b>3</b> | <b>21</b> |     |      |      |       |      |       |     |      |

Team : NOR (white)

| Head Coach : HAGLUND Morten |     | Shots on Goal                     |     |          |          |          |          |           |           |           |              | Time on Ice |          |          |          |           |     |      |      |       |      |       |     |      |
|-----------------------------|-----|-----------------------------------|-----|----------|----------|----------|----------|-----------|-----------|-----------|--------------|-------------|----------|----------|----------|-----------|-----|------|------|-------|------|-------|-----|------|
| No                          | Pos | Name                              | Gen | G        | A        | P        | PIM      | FO+       | FO-       | FO+/-     | FO%          | 1           | 2        | 3        | OT       | TS        | +/- | 1    | 2    | 3     | OT   | TOT   | SHF | AVG  |
| 3                           | D   | PEDERSEN Rolf Einar               | M   | 1        | 0        | 1        | 0        | 5         | 3         | 2         | 62.50        | 0           | 1        | 1        | 1        | 3         | 0   | 8:55 | 9:46 | 9:14  | 2:46 | 30:41 | 24  | 1:16 |
| 7                           | D   | HAGEN Eskil                       | M   | 0        | 0        | 0        | 2        | 0         | 0         | 0         | 0.00         | 0           | 0        | 0        | 1        | 1         | 0   | 8:07 | 6:46 | 8:43  | 2:20 | 25:56 | 25  | 1:02 |
| 12                          | F   | BOGLE Magnus                      | M   | 0        | 1        | 1        | 0        | 9         | 9         | 0         | 50.00        | 1           | 0        | 0        | 1        | 2         | 0   | 5:38 | 5:47 | 6:15  | 1:47 | 19:27 | 18  | 1:04 |
| 17                          | F   | SOLBERG Loyd-Remi<br>Pallander +A | M   | 0        | 1        | 1        | 0        | 0         | 0         | 0         | 0.00         | 0           | 2        | 0        | 0        | 2         | 0   | 5:33 | 7:37 | 10:29 | 2:59 | 26:38 | 21  | 1:16 |
| 22                          | F   | BAKKE Audun                       | M   | 1        | 0        | 1        | 0        | 0         | 0         | 0         | 0.00         | 0           | 2        | 0        | 1        | 3         | 0   | 6:03 | 8:11 | 11:01 | 3:11 | 28:26 | 21  | 1:21 |
| 9                           | F   | VAERNES Morten +A                 | M   | 0        | 0        | 0        | 0        | 0         | 0         | 0         | 0.00         | 0           | 0        | 0        | 0        | 0         | 0   | 5:56 | 6:01 | 5:25  | 1:59 | 19:21 | 18  | 1:04 |
| 15                          | F   | SORHEIM Emil                      | M   | 0        | 0        | 0        | 0        | 2         | 5         | -3        | 28.57        | 1           | 0        | 0        | 0        | 1         | 0   | 5:59 | 5:02 | 6:05  | 0:00 | 17:06 | 15  | 1:08 |
| 16                          | D   | NORDSTOGA Knut Andre              | M   | 0        | 0        | 0        | 0        | 0         | 0         | 0         | 0.00         | 0           | 1        | 0        | 0        | 1         | 0   | 6:46 | 8:37 | 6:16  | 2:37 | 24:16 | 21  | 1:09 |
| 20                          | F   | HAMRE Martin                      | M   | 0        | 0        | 0        | 0        | 0         | 0         | 0         | 0.00         | 0           | 1        | 0        | 0        | 1         | 0   | 5:21 | 4:37 | 4:00  | 0:00 | 13:58 | 13  | 1:04 |
| 23                          | D   | KLAKEGG Jan Roger +C              | M   | 0        | 0        | 0        | 0        | 1         | 3         | -2        | 25.00        | 0           | 0        | 0        | 0        | 0         | 0   | 6:02 | 5:06 | 4:13  | 2:09 | 17:30 | 18  | 0:58 |
| 8                           | F   | SVEE Stig Tore                    | M   | 0        | 0        | 0        | 0        | 6         | 5         | 1         | 54.55        | 0           | 0        | 0        | 0        | 0         | 0   | 3:19 | 1:45 | 3:16  | 0:00 | 8:20  | 10  | 0:50 |
| 10                          | F   | RIVERA Tor Joakim                 | M   | 0        | 0        | 0        | 0        | 0         | 0         | 0         | 0.00         | 0           | 0        | 0        | 0        | 0         | 0   | 3:27 | 1:44 | 0:00  | 0:00 | 5:11  | 6   | 0:51 |
| 21                          | F   | AUSTEVOLL Ole Bjarte              | M   | 0        | 0        | 0        | 0        | 0         | 0         | 0         | 0.00         | 0           | 0        | 0        | 0        | 0         | 0   | 3:32 | 1:41 | 0:00  | 0:00 | 5:13  | 6   | 0:52 |
| 2                           | GK  | BUEN Kristian                     | M   | 0        | 0        | 0        | 0        | 0         | 0         | 0         | 0.00         | 0           | 0        | 0        | 0        | 0         | 0   | 0:00 | 0:00 | 0:00  | 0:00 | 0:00  | 0   | 0:00 |
| 18                          | GK  | HAMAR Kjell Christian             | M   | 0        | 0        | 0        | 0        | 0         | 0         | 0         | 0.00         | 0           | 0        | 0        | 0        | 0         | 0   | 0:00 | 0:00 | 0:00  | 0:00 | 0:00  | 0   | 0:00 |
| <b>Total</b>                |     |                                   |     | <b>2</b> | <b>2</b> | <b>4</b> | <b>2</b> | <b>23</b> | <b>25</b> | <b>-2</b> | <b>47.92</b> | <b>2</b>    | <b>7</b> | <b>1</b> | <b>4</b> | <b>14</b> |     |      |      |       |      |       |     |      |

Group A

| R | Team | GP | W | OTW | OTL | L | GDF | GF:GA | PTS |
|---|------|----|---|-----|-----|---|-----|-------|-----|
| 1 | NOR  | 1  | 0 | 1   | 0   | 0 | +1  | 2 : 1 | 2   |
| 2 | CZE  | 1  | 0 | 0   | 1   | 0 | -1  | 1 : 2 | 1   |
| - | CAN  | 0  |   |     |     |   |     |       |     |
| - | SWE  | 0  |   |     |     |   |     |       |     |

|     | CAN              | CZE              | NOR              | SWE              |
|-----|------------------|------------------|------------------|------------------|
| CAN | *****            | TUE 11 MAR 20:00 | SUN 09 MAR 13:00 | SAT 08 MAR 13:00 |
| CZE | TUE 11 MAR 20:00 | *****            | 1:2              | SUN 09 MAR 09:30 |
| NOR | SUN 09 MAR 13:00 | 2:1              | *****            | TUE 11 MAR 13:00 |
| SWE | SAT 08 MAR 13:00 | SUN 09 MAR 09:30 | TUE 11 MAR 13:00 | *****            |

LEGEND

|   |  |                               |  |
|---|--|-------------------------------|--|
| <b>(G)</b> Goals in tournament                | <b>+/-</b> Plus/minus net              | <b>+A</b> Assistant captain   | <b>+C</b> Captain                      |
| <b>A</b> Assists                              | <b>AVG</b> Average time on ice / shift | <b>D</b> Defence              | <b>EQ</b> Equal strength               |
| <b>ET/Res</b> Penalty end time/Result of game | <b>F</b> Forward                       | <b>FO-</b> Face-offs lost     | <b>FO%</b> Face-offs won as percentage |
| <b>FO+</b> Face-offs won                      | <b>FO+/-</b> Face-offs net             | <b>G</b> Goals                | <b>GA</b> Goals against                |
| <b>GDF</b> Goal difference                    | <b>Gen</b> Gender                      | <b>GF</b> Goals for           | <b>GK</b> Goalkeeper                   |
| <b>GP</b> Games played                        | <b>GWG</b> Game winning goal           | <b>GWS</b> Game winning shots | <b>L</b> Losses                        |
| <b>M</b> Male                                 | <b>MIP</b> Minutes in play (GK)        | <b>No</b> Jersey number       | <b>OT</b> Overtime                     |
| <b>OTL</b> Overtime losses                    | <b>OTW</b> Overtime wins               | <b>P</b> Points               | <b>PIM</b> Penalties in minutes        |
| <b>Pos</b> Position                           | <b>PPG</b> Power play goals            | <b>PTS</b> Points             | <b>R</b> Rank                          |
| <b>SHF</b> Number of shifts                   | <b>SHG</b> Shorthanded goals           | <b>SOG</b> Shots on goal      | <b>SVS</b> Saves                       |
| <b>TOT</b> Total                              | <b>TPP</b> Time on power play          | <b>TS</b> Total shots         | <b>W</b> Wins                          |





Shot Chart

Таблица бросков

CZE - NOR

Shots by NOR

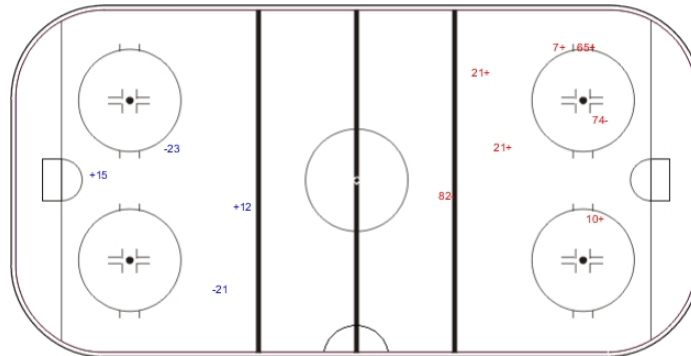
Goals (o): 0 SSG (+): 2  
SSP (<): 0 SPG (-): 2



GK 6 of CZE



Period: 1



Shots by CZE

Goals (o): 0 SSG (+): 5  
SSP (>): 0 SPG (-): 2



GK 2 of NOR

Shots by CZE

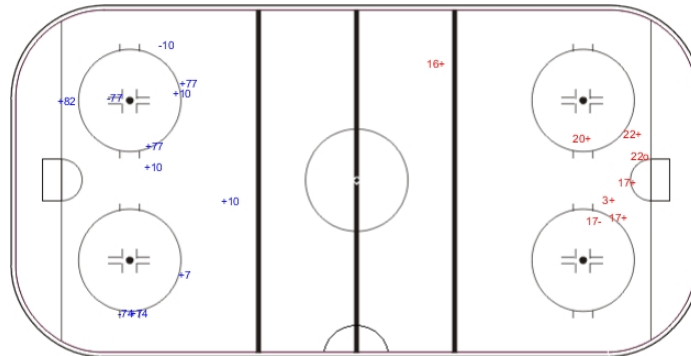
Goals (o): 0 SSG (+): 8  
SSP (<): 0 SPG (-): 3



GK 2 of NOR

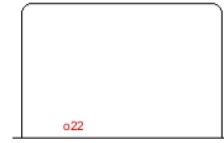


Period: 2



Shots by NOR

Goals (o): 1 SSG (+): 6  
SSP (>): 0 SPG (-): 1



GK 6 of CZE

Shots by NOR

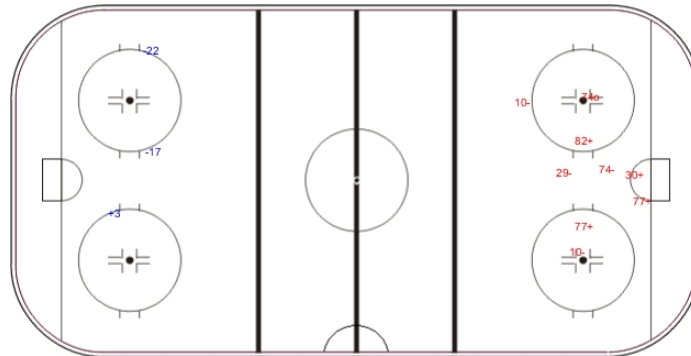
Goals (o): 0 SSG (+): 1  
SSP (<): 0 SPG (-): 2



GK 6 of CZE



Period: 3



Shots by CZE

Goals (o): 1 SSG (+): 4  
SSP (>): 0 SPG (-): 4



GK 2 of NOR



SAT 8 MAR 2014

Start Time 09:30

Shots by NOR

Goals (o): 0

SSG (+): 3

SSP (<): 0

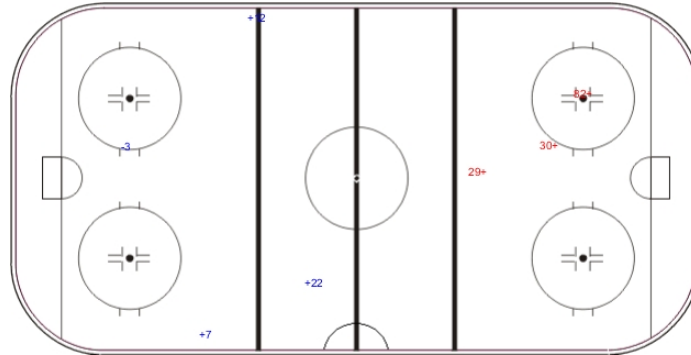
SPG (-): 1



GK 6 of CZE



Overtime



Shots by CZE

Goals (o): 0

SSG (+): 3

SSP (>): 0

SPG (-): 0



GK 2 of NOR

LEGEND

**GK** Goalkeeper

**SPG** Shots past goal

**SSG** Shots saved by goalkeeper

**SSP** Shots saved by player



## Face-off Chart

Таблица вбрасываний

### CZE - NOR

#### PERIOD 1

|                     | CZE       | NOR       | Neutral zone |         | CZE       | NOR       | Total wins<br>all zones  |     |     |         |          |
|---------------------|-----------|-----------|--------------|---------|-----------|-----------|--|-----|-----|---------|----------|
|                     | Def. zone | Att. zone | CZE          | NOR     | Att. zone | Def. zone |  |     |     |         |          |
|                     | + 82      | - 15      | - 82         | + 12    | - 30      | + 12      | <table border="1"> <thead> <tr> <th>CZE</th> <th>NOR</th> </tr> </thead> <tbody> <tr> <td>7 / 41%</td> <td>10 / 59%</td> </tr> </tbody> </table> | CZE | NOR | 7 / 41% | 10 / 59% |
| CZE                 | NOR       |           |              |         |           |           |  |     |     |         |          |
| 7 / 41%             | 10 / 59%  |           |              |         |           |           |  |     |     |         |          |
|                     | - 30      | + 8       | + 30         | - 12    | + 82      | - 23      |  |     |     |         |          |
|                     | + 30      | - 15      |              |         | - 30      | + 8       |  |     |     |         |          |
|                     | + 30      | - 15      |              |         | - 82      | + 8       |  |     |     |         |          |
|                     | + 30      | - 12      |              |         | + 82      | - 23      |  |     |     |         |          |
|                     |           |           |              |         | - 30      | + 3       |  |     |     |         |          |
|                     |           |           |              |         | - 30      | + 3       |  |     |     |         |          |
|                     |           |           |              |         | - 82      | + 12      |  |     |     |         |          |
|                     |           |           |              |         | - 30      | + 23      |  |     |     |         |          |
|                     |           |           |              |         | - 82      | + 3       |  |     |     |         |          |
| Total wins / period | 4 / 80%   | 1 / 20%   | 1 / 50%      | 1 / 50% | 2 / 20%   | 8 / 80%   |  |     |     |         |          |

#### PERIOD 2

|                     | CZE       | NOR       | Neutral zone |         | CZE       | NOR       | Total wins<br>all zones   |     |     |         |         |
|---------------------|-----------|-----------|--------------|---------|-----------|-----------|---|-----|-----|---------|---------|
|                     | Def. zone | Att. zone | CZE          | NOR     | Att. zone | Def. zone |   |     |     |         |         |
|                     | - 30      | + 12      | + 82         | - 12    | - 30      | + 12      | <table border="1"> <thead> <tr> <th>CZE</th> <th>NOR</th> </tr> </thead> <tbody> <tr> <td>7 / 58%</td> <td>5 / 42%</td> </tr> </tbody> </table> | CZE | NOR | 7 / 58% | 5 / 42% |
| CZE                 | NOR       |           |              |         |           |           |   |     |     |         |         |
| 7 / 58%             | 5 / 42%   |           |              |         |           |           |   |     |     |         |         |
|                     |           |           | - 30         | + 15    | + 30      | - 8       |   |     |     |         |         |
|                     |           |           | - 30         | + 12    | - 30      | + 12      |   |     |     |         |         |
|                     |           |           | + 82         | - 12    | + 82      | - 23      |   |     |     |         |         |
|                     |           |           |              |         | + 82      | - 12      |   |     |     |         |         |
|                     |           |           |              |         | + 82      | - 8       |   |     |     |         |         |
|                     |           |           |              |         | + 30      | - 3       |   |     |     |         |         |
|                     |           |           |              |         |           |           |   |     |     |         |         |
|                     |           |           |              |         |           |           |   |     |     |         |         |
| Total wins / period | 0 / 0%    | 1 / 100%  | 2 / 50%      | 2 / 50% | 5 / 71%   | 2 / 29%   |   |     |     |         |         |

#### PERIOD 3

|                     | CZE       | NOR       | Neutral zone |         | CZE       | NOR       | Total wins<br>all zones   |     |     |         |         |
|---------------------|-----------|-----------|--------------|---------|-----------|-----------|---|-----|-----|---------|---------|
|                     | Def. zone | Att. zone | CZE          | NOR     | Att. zone | Def. zone |   |     |     |         |         |
|                     | + 82      | - 8       | + 82         | - 12    | - 30      | + 8       | <table border="1"> <thead> <tr> <th>CZE</th> <th>NOR</th> </tr> </thead> <tbody> <tr> <td>9 / 64%</td> <td>5 / 36%</td> </tr> </tbody> </table> | CZE | NOR | 9 / 64% | 5 / 36% |
| CZE                 | NOR       |           |              |         |           |           |   |     |     |         |         |
| 9 / 64%             | 5 / 36%   |           |              |         |           |           |   |     |     |         |         |
|                     | + 82      | - 12      | + 30         | - 15    | + 82      | - 8       |   |     |     |         |         |
|                     |           |           | - 30         | + 15    | + 82      | - 12      |   |     |     |         |         |
|                     |           |           | + 82         | - 15    | + 82      | - 12      |   |     |     |         |         |
|                     |           |           | - 82         | + 8     | - 30      | + 8       |   |     |     |         |         |
|                     |           |           |              |         | + 82      | - 8       |   |     |     |         |         |
|                     |           |           |              |         | - 82      | + 3       |   |     |     |         |         |
|                     |           |           |              |         |           |           |   |     |     |         |         |
|                     |           |           |              |         |           |           |   |     |     |         |         |
| Total wins / period | 2 / 100%  | 0 / 0%    | 3 / 60%      | 2 / 40% | 4 / 57%   | 3 / 43%   |   |     |     |         |         |

#### OVERTIME

|         | CZE       | NOR       | Neutral zone |     | CZE       | NOR       | Total wins<br>all zones   |     |     |         |         |
|---------|-----------|-----------|--------------|-----|-----------|-----------|---|-----|-----|---------|---------|
|         | Def. zone | Att. zone | CZE          | NOR | Att. zone | Def. zone |   |     |     |         |         |
|         | + 82      | - 3       | - 82         | + 3 | - 30      | + 12      | <table border="1"> <thead> <tr> <th>CZE</th> <th>NOR</th> </tr> </thead> <tbody> <tr> <td>2 / 40%</td> <td>3 / 60%</td> </tr> </tbody> </table> | CZE | NOR | 2 / 40% | 3 / 60% |
| CZE     | NOR       |           |              |     |           |           |   |     |     |         |         |
| 2 / 40% | 3 / 60%   |           |              |     |           |           |   |     |     |         |         |
|         | + 82      | - 3       |              |     | - 82      | + 12      |   |     |     |         |         |



SAT 8 MAR 2014  
Start Time 09:30

**Preliminary round - Group A, Game 1**  
Предварительный раунд - Группа А, Матч 1

|          |        |        |          |        |          |
|----------|--------|--------|----------|--------|----------|
|          |        |        |          |        |          |
| 2 / 100% | 0 / 0% | 0 / 0% | 1 / 100% | 0 / 0% | 2 / 100% |

**TOTAL**

|                   | CZE       |           | NOR          |         | CZE       |           | NOR |  | Total wins all zones |          |
|-------------------|-----------|-----------|--------------|---------|-----------|-----------|-----|--|----------------------|----------|
|                   | Def. zone | Att. zone | Neutral zone |         | Att. zone | Def. zone |     |  | CZE                  | NOR      |
| Total wins / game | 8 / 80%   | 2 / 20%   | 6 / 50%      | 6 / 50% | 11 / 42%  | 15 / 58%  |     |  | 25 / 52%             | 23 / 48% |



HEAD TO HEAD

|          |    | NOR       |           |          |          |          |           |           |           |          |           |
|----------|----|-----------|-----------|----------|----------|----------|-----------|-----------|-----------|----------|-----------|
| No.      | 3  | 8         | 12        | 15       | 23       | Tot      | wins CZE  | Dz        | Nz        | Az       |           |
| CZE      | 30 | 1 - 2     | 1 - 4     | 2 - 6    | 3 - 2    | 0 - 1    | 22        | 7<br>32%  | 3<br>60%  | 2<br>40% | 2<br>17%  |
|          | 82 | 2 - 3     | 4 - 2     | 7 - 3    | 2 - 0    | 3 - 0    | 26        | 18<br>69% | 5<br>100% | 4<br>57% | 9<br>64%  |
| Tot      |    | 8         | 11        | 18       | 7        | 4        | 48        | 25<br>52% | 8<br>80%  | 6<br>50% | 11<br>42% |
| wins NOR |    | 5<br>63%  | 6<br>55%  | 9<br>50% | 2<br>29% | 1<br>25% | 23<br>48% |           |           |          |           |
| Dz       |    | 4<br>80%  | 4<br>50%  | 6<br>67% |          | 1<br>25% | 15<br>58% |           |           |          |           |
| Nz       |    | 1<br>100% | 1<br>100% | 2<br>33% | 2<br>50% |          | 6<br>50%  |           |           |          |           |
| Az       |    | 0<br>0%   | 1<br>50%  | 1<br>33% | 0<br>0%  |          | 2<br>20%  |           |           |          |           |

LEGEND

Az Attacking zone Dz Defending zone Nz Neutral zone Tot Total face-offs played



## Line-Ups

Составы

### CAN - SWE

#### Referee(s)

HEGLE Petter (NOR)

#### Goalkeepers

Team: CAN

| No | Name            | Gen |
|----|-----------------|-----|
| 22 | ST-AMAND Benoit | M   |
| 30 | WATSON Corbin   | M   |

#### Team Line-ups

Team: CAN (red)

| No | Pos | Name             | Gen |
|----|-----|------------------|-----|
| 11 | D   | DIXON Adam +A    | M   |
| 14 | D   | ARSENAULT Steve  | M   |
| 8  | F   | McGREGOR Tyler   | M   |
| 9  | F   | GALE Anthony     | M   |
| 10 | F   | DELANEY Ben      | M   |
| 4  | D   | WHITSON Derek    | M   |
| 29 | D   | MURRAY Graeme    | M   |
| 12 | F   | WESTLAKE Greg +C | M   |
| 18 | F   | BRIDGES Billy    | M   |
| 27 | F   | BOWDEN Brad +A   | M   |
| 5  | F   | REMPEL Kevin     | M   |
| 7  | F   | DORION Marc      | M   |
| 26 | F   | LAROCQUE Dominic | M   |

Head Coach: MONDIN Mike

#### NOT DRESSED:

|    |   |               |   |
|----|---|---------------|---|
| 20 | F | LUDWIG Karl   | M |
| 25 | D | GEMMELL James | M |

#### Linesmen

HELTMAN Tomasz (POL) , YUDAKOV Sergey (RUS)

Team: SWE

| No | Name          | Gen |
|----|---------------|-----|
| 5  | NILSSON Ulf   | M   |
| 14 | JONSSON Kenth | M   |

Team: SWE (yellow)

| No | Pos | Name                 | Gen |
|----|-----|----------------------|-----|
| 3  | D   | INGVARSSON Niklas +A | M   |
| 11 | D   | LUNDGREN Rasmus      | M   |
| 21 | D   | HOLM Marcus +A       | M   |
| 8  | F   | KASPERI Per          | M   |
| 20 | F   | RAKOS Niklas         | M   |
| 15 | D   | HEDBERG Christian    | M   |
| 4  | F   | OLSSON Stefan        | M   |
| 18 | F   | OJALA Peter +C       | M   |
| 19 | F   | FROM Gunnar          | M   |

Head Coach: LUNDGREN Jorgen

#### NOT DRESSED:

|   |   |                              |   |
|---|---|------------------------------|---|
| 2 | F | SILVSTRAND OLSSON Axel Filip | M |
| 6 | F | ANDERSON Aron                | M |
| 7 | D | WISTRAND Anders              | M |

#### LEGEND

|           |               |            |          |            |                   |           |         |
|-----------|---------------|------------|----------|------------|-------------------|-----------|---------|
| <b>D</b>  | Defence       | <b>F</b>   | Forward  | <b>Gen</b> | Gender            | <b>M</b>  | Male    |
| <b>No</b> | Jersey number | <b>Pos</b> | Position | <b>+A</b>  | Assistant captain | <b>+C</b> | Captain |



SAT 8 MAR 2014

Start Time 13:00 / End Time 14:57

Preliminary round - Group A, Game 2

Предварительный раунд - Группа А, Матч 2

## Game Summary

Общая игровая статистика

**CAN - SWE 10 - 1 (4 - 0, 3 - 0, 3 - 1)**

| Spectators | Referee(s)         | Linesmen                                    |
|------------|--------------------|---|
| 1707       | HEGLE Petter (NOR) | HELTMAN Tomasz (POL) , YUDAKOV Sergey (RUS) |

### Team Statistics

| Period       | Score         | SVS           | SOG           | PIM           | TPP                  | PPG          | SHG          |
|--------------|---------------|---------------|---------------|---------------|----------------------|--------------|--------------|
| 1            | 4 : 0         | 1 : 7         | 11 : 1        | 0 : 2         | 02:00 : 00:00        | 0 : 0        | 0 : 0        |
| 2            | 3 : 0         | 2 : 8         | 11 : 2        | 2 : 4         | 02:37 : 01:08        | 1 : 0        | 0 : 0        |
| 3            | 3 : 1         | 1 : 6         | 9 : 2         | 0 : 4         | 01:47 : 00:00        | 1 : 0        | 0 : 0        |
| <b>Total</b> | <b>10 : 1</b> | <b>4 : 21</b> | <b>31 : 5</b> | <b>2 : 10</b> | <b>06:24 : 01:08</b> | <b>2 : 0</b> | <b>0 : 0</b> |

### 1st Period

| Action      | Time         | ET/Res       | Team       | Type      | No        | Name              | (G) | Name of Assistant(s) / Action Description                              |
|-------------|--------------|--------------|------------|-----------|-----------|-------------------|-----|--|
| GK          | 00:00        |              | CAN        |           | 22        | ST-AMAND B        |     | - Goalkeeper in  |
| GK          | 00:00        |              | SWE        |           | 5         | NILSSON U         |     | - Goalkeeper in  |
| <b>Goal</b> | <b>01:03</b> | <b>1 : 0</b> | <b>CAN</b> | <b>EQ</b> | <b>18</b> | <b>BRIDGES B</b>  | (1) | 4 WHITSON D On Ice CAN 22 4 12 18 27 29<br>SWE 5 3 8 11 20 21          |
| Penalty     | 03:37        | 05:37        | SWE        | 2 min.    | 3         | INGVARSSON N      |     | - Teeing   |
| <b>Goal</b> | <b>06:42</b> | <b>2 : 0</b> | <b>CAN</b> | <b>EQ</b> | <b>10</b> | <b>DELANEY B</b>  | (1) | 9 GALE A On Ice CAN 22 4 8 9 10 29<br>29 MURRAY G SWE 5 3 8 11 18 21   |
| <b>Goal</b> | <b>12:30</b> | <b>3 : 0</b> | <b>CAN</b> | <b>EQ</b> | <b>9</b>  | <b>GALE A</b>     | (1) | 8 McGREGOR T On Ice CAN 22 4 8 9 10 29<br>SWE 5 8 11 15 18 21          |
| <b>Goal</b> | <b>13:03</b> | <b>4 : 0</b> | <b>CAN</b> | <b>EQ</b> | <b>26</b> | <b>LAROCQUE D</b> | (1) | 11 DIXON A On Ice CAN 22 5 7 11 14 26<br>5 REMPEL K SWE 5 3 8 11 18 21 |

### 2nd Period

| Action      | Time         | ET/Res       | Team       | Type       | No        | Name              | (G) | Name of Assistant(s) / Action Description                                  |
|-------------|--------------|--------------|------------|------------|-----------|-------------------|-----|--|
| Penalty     | 22:04        | 24:04        | CAN        | 2 min.     | 5         | REMPEL K          |     | - Holding an opponent  |
| Penalty     | 23:12        | 25:12        | SWE        | 2 min.     | 11        | LUNDGREN R        |     | - Hooking  |
| <b>Goal</b> | <b>26:47</b> | <b>5 : 0</b> | <b>CAN</b> | <b>EQ</b>  | <b>11</b> | <b>DIXON A</b>    | (1) | 12 WESTLAKE G On Ice CAN 22 7 11 12 14 27<br>7 DORION M SWE 5 3 8 11 20 21 |
| <b>Goal</b> | <b>27:40</b> | <b>6 : 0</b> | <b>CAN</b> | <b>EQ</b>  | <b>29</b> | <b>MURRAY G</b>   | (1) | 9 GALE A On Ice CAN 22 4 8 9 10 29<br>SWE 5 8 11 15 18 21                  |
| Penalty     | 28:16        | 29:45        | SWE        | 2 min.     | 5         | NILSSON U         |     | - Roughing / Served by: 15 HEDBERG C                                       |
| <b>Goal</b> | <b>29:45</b> | <b>7 : 0</b> | <b>CAN</b> | <b>PP1</b> | <b>12</b> | <b>WESTLAKE G</b> | (1) | 11 DIXON A On Ice CAN 22 5 11 12 18 27<br>5 REMPEL K SWE 5 3 8 11 20 *     |

### 3rd Period

| Action      | Time         | ET/Res        | Team       | Type       | No        | Name              | (G) | Name of Assistant(s) / Action Description                                   |
|-------------|--------------|---------------|------------|------------|-----------|-------------------|-----|---|
| GK          | 30:00        |               | SWE        |            | 14        | JONSSON K         |     | - Goalkeeper in   |
| <b>Goal</b> | <b>35:22</b> | <b>7 : 1</b>  | <b>SWE</b> | <b>EQ</b>  | <b>8</b>  | <b>KASPERI P</b>  | (1) | 20 RAKOS N On Ice CAN 22 4 8 9 10 29<br>3 INGVARSSON N SWE 14 3 8 11 15 20  |
| Penalty     | 38:25        | 40:12         | SWE        | 2 min.     | 21        | HOLM M            |     | - Holding an opponent   |
| <b>Goal</b> | <b>40:12</b> | <b>8 : 1</b>  | <b>CAN</b> | <b>PP1</b> | <b>11</b> | <b>DIXON A</b>    | (2) | 5 REMPEL K On Ice CAN 22 5 11 12 18 27<br>27 BOWDEN B SWE 14 3 8 11 20 *    |
| <b>Goal</b> | <b>40:32</b> | <b>9 : 1</b>  | <b>CAN</b> | <b>EQ</b>  | <b>26</b> | <b>LAROCQUE D</b> | (2) | 5 REMPEL K On Ice CAN 22 5 7 11 14 26<br>14 ARSENAULT S SWE 14 3 4 8 11 21  |
| <b>Goal</b> | <b>41:30</b> | <b>10 : 1</b> | <b>CAN</b> | <b>EQ</b>  | <b>9</b>  | <b>GALE A</b>     | (2) | 4 WHITSON D On Ice CAN 22 4 9 10 18 29<br>8 McGREGOR T SWE 14 3 15 18 19 21 |
| Penalty     | 45:00        | 45:00         | SWE        | 2 min.     | 8         | KASPERI P         |     | - Elbowing  |
| GK          | 45:00        |               | CAN        |            |           |                   |     | 22 ST-AMAND B - Goalkeeper out  |
| GK          | 45:00        |               | SWE        |            |           |                   |     | 14 JONSSON K - Goalkeeper out   |



SAT 8 MAR 2014  
Start Time 13:00 / End Time 14:57

Preliminary round - Group A, Game 2

Предварительный раунд - Группа А, Матч 2

Goalkeeper Records

Team : CAN - Canada

Team : SWE - Sweden

| No | Name            | SOG | SVS | MIP   |
|----|-----------------|-----|-----|-------|
| 22 | ST-AMAND Benoit | 5   | 4   | 45:00 |
| 30 | WATSON Corbin   |     |     |       |

| No | Name          | SOG | SVS | MIP   |
|----|---------------|-----|-----|-------|
| 5  | NILSSON Ulf   | 22  | 15  | 30:00 |
| 14 | JONSSON Kenth | 9   | 6   | 15:00 |

Game Statistics

Team : CAN (red)

Head Coach : MONDIN Mike

| No           | Pos | Name             | Gen | G         | A         | P         | PIM      | FO+       | FO-       | FO+/-     | Shots on Goal |           |           |          |           | TS | +/-  | Time on Ice |      |       |       |      |      |
|--------------|-----|------------------|-----|-----------|-----------|-----------|----------|-----------|-----------|-----------|---------------|-----------|-----------|----------|-----------|----|------|-------------|------|-------|-------|------|------|
|              |     |                  |     |           |           |           |          |           |           |           | 1             | 2         | 3         | OT       | 1         |    |      | 2           | 3    | OT    | TOT   | SHF  | AVG  |
| 8            | F   | McGREGOR Tyler   | M   | 0         | 2         | 2         | 0        | 0         | 0         | 0         | 0.00          | 0         | 0         | 0        | 0         | 0  | +2   | 5:21        | 4:17 | 6:54  | 16:32 | 19   | 0:52 |
| 9            | F   | GALE Anthony     | M   | 2         | 2         | 4         | 0        | 15        | 3         | 12        | 83.33         | 1         | 0         | 1        | 2         | +3 | 5:57 | 4:52        | 6:52 | 17:41 | 22    | 0:48 |      |
| 10           | F   | DELANEY Ben      | M   | 1         | 0         | 1         | 0        | 0         | 0         | 0         | 0.00          | 2         | 0         | 0        | 2         | +3 | 5:06 | 2:46        | 4:33 | 12:25 | 16    | 0:46 |      |
| 11           | D   | DIXON Adam +A    | M   | 2         | 2         | 4         | 0        | 0         | 0         | 0         | 0.00          | 0         | 2         | 1        | 3         | +3 | 8:23 | 8:47        | 7:53 | 25:03 | 22    | 1:08 |      |
| 14           | D   | ARSENAULT Steve  | M   | 0         | 1         | 1         | 0        | 0         | 0         | 0         | 0.00          | 0         | 0         | 0        | 0         | +3 | 6:28 | 6:55        | 6:32 | 19:55 | 21    | 0:56 |      |
| 4            | D   | WHITSON Derek    | M   | 0         | 2         | 2         | 0        | 0         | 0         | 0         | 0.00          | 1         | 0         | 1        | 2         | +4 | 6:42 | 7:36        | 7:33 | 21:51 | 21    | 1:02 |      |
| 12           | F   | WESTLAKE Greg +C | M   | 1         | 1         | 2         | 0        | 0         | 1         | -1        | 0.00          | 0         | 1         | 1        | 2         | +2 | 5:21 | 5:32        | 4:20 | 15:13 | 19    | 0:48 |      |
| 18           | F   | BRIDGES Billy    | M   | 1         | 0         | 1         | 0        | 12        | 1         | 11        | 92.31         | 2         | 1         | 0        | 3         | +2 | 5:50 | 5:47        | 4:29 | 16:06 | 18    | 0:53 |      |
| 27           | F   | BOWDEN Brad +A   | M   | 0         | 1         | 1         | 0        | 0         | 0         | 0         | 0.00          | 1         | 1         | 0        | 2         | +2 | 4:46 | 5:21        | 4:03 | 14:10 | 18    | 0:47 |      |
| 29           | D   | MURRAY Graeme    | M   | 1         | 1         | 2         | 0        | 0         | 0         | 0         | 0.00          | 0         | 2         | 0        | 2         | +4 | 6:48 | 6:08        | 7:34 | 20:30 | 21    | 0:58 |      |
| 5            | F   | REMPEL Kevin     | M   | 0         | 4         | 4         | 2        | 1         | 0         | 1         | 100.00        | 0         | 0         | 1        | 1         | +2 | 4:26 | 3:06        | 3:47 | 11:19 | 17    | 0:39 |      |
| 7            | F   | DORION Marc      | M   | 0         | 1         | 1         | 0        | 9         | 5         | 4         | 64.29         | 2         | 3         | 2        | 7         | +3 | 4:45 | 5:32        | 4:23 | 14:40 | 17    | 0:51 |      |
| 26           | F   | LAROCQUE Dominic | M   | 2         | 0         | 2         | 0        | 0         | 0         | 0         | 0.00          | 2         | 1         | 2        | 5         | +2 | 4:32 | 5:41        | 5:04 | 15:17 | 17    | 0:53 |      |
| 22           | GK  | ST-AMAND Benoit  | M   | 0         | 0         | 0         | 0        |           |           |           |               | 0         | 0         | 0        | 0         |    |      |             |      |       |       |      |      |
| 30           | GK  | WATSON Corbin    | M   | 0         | 0         | 0         | 0        |           |           |           |               | 0         | 0         | 0        | 0         |    |      |             |      |       |       |      |      |
| <b>Total</b> |     |                  |     | <b>10</b> | <b>17</b> | <b>27</b> | <b>2</b> | <b>37</b> | <b>10</b> | <b>27</b> | <b>78.72</b>  | <b>11</b> | <b>11</b> | <b>9</b> | <b>31</b> |    |      |             |      |       |       |      |      |

Team : SWE (yellow)

Head Coach : LUNDGREN Jorgen

| No           | Pos | Name                 | Gen | G        | A        | P        | PIM       | FO+       | FO-       | FO+/-      | Shots on Goal |          |          |          |          | TS | +/-   | Time on Ice |       |       |     |      |
|--------------|-----|----------------------|-----|----------|----------|----------|-----------|-----------|-----------|------------|---------------|----------|----------|----------|----------|----|-------|-------------|-------|-------|-----|------|
|              |     |                      |     |          |          |          |           |           |           |            | 1             | 2        | 3        | OT       | 1        |    |       | 2           | 3     | OT    | TOT | SHF  |
| 3            | D   | INGVARSSON Niklas +A | M   | 0        | 1        | 1        | 2         | 3         | 3         | 0          | 50.00         | 0        | 0        | 0        | 0        | -5 | 11:35 | 11:32       | 13:43 | 36:50 | 9   | 4:05 |
| 8            | F   | KASPERI Per          | M   | 1        | 0        | 1        | 2         | 1         | 8         | -7         | 11.11         | 0        | 0        | 2        | 2        | -6 | 15:00 | 13:16       | 14:15 | 42:31 | 6   | 7:05 |
| 11           | D   | LUNDGREN Rasmus      | M   | 0        | 0        | 0        | 2         | 2         | 7         | -5         | 22.22         | 1        | 0        | 0        | 1        | -6 | 15:00 | 12:58       | 14:15 | 42:13 | 5   | 8:26 |
| 20           | F   | RAKOS Niklas         | M   | 0        | 1        | 1        | 0         | 0         | 0         | 0          | 0.00          | 0        | 0        | 0        | 0        | -1 | 11:06 | 9:51        | 6:43  | 27:40 | 12  | 2:18 |
| 21           | D   | HOLM Marcus +A       | M   | 0        | 0        | 0        | 2         | 3         | 7         | -4         | 30.00         | 0        | 2        | 0        | 2        | -8 | 12:20 | 12:32       | 9:16  | 34:08 | 8   | 4:16 |
| 4            | F   | OLSSON Stefan        | M   | 0        | 0        | 0        | 0         | 0         | 0         | 0          | 0.00          | 0        | 0        | 0        | 0        | -1 | 0:00  | 0:00        | 0:33  | 0:33  | 1   | 0:33 |
| 15           | D   | HEDBERG Christian    | M   | 0        | 0        | 0        | 0         | 1         | 9         | -8         | 10.00         | 0        | 0        | 0        | 0        | -2 | 4:00  | 4:24        | 5:55  | 14:19 | 8   | 1:47 |
| 18           | F   | OJALA Peter +C       | M   | 0        | 0        | 0        | 0         | 0         | 3         | -3         | 0.00          | 0        | 0        | 0        | 0        | -5 | 3:52  | 4:08        | 5:50  | 13:50 | 10  | 1:23 |
| 19           | F   | FROM Gunnar          | M   | 0        | 0        | 0        | 0         | 0         | 0         | 0          | 0.00          | 0        | 0        | 0        | 0        | -1 | 0:00  | 2:43        | 2:36  | 5:19  | 4   | 1:19 |
| 5            | GK  | NILSSON Ulf          | M   | 0        | 0        | 0        | 2         |           |           |            |               | 0        | 0        | 0        | 0        |    |       |             |       |       |     |      |
| 14           | GK  | JONSSON Kenth        | M   | 0        | 0        | 0        | 0         |           |           |            |               | 0        | 0        | 0        | 0        |    |       |             |       |       |     |      |
| <b>Total</b> |     |                      |     | <b>1</b> | <b>2</b> | <b>3</b> | <b>10</b> | <b>10</b> | <b>37</b> | <b>-27</b> | <b>21.28</b>  | <b>1</b> | <b>2</b> | <b>2</b> | <b>5</b> |    |       |             |       |       |     |      |

Group A

| R | Team | GP | W | OTW | OTL | L | GDF | GF : GA | PTS |
|---|------|----|---|-----|-----|---|-----|---------|-----|
| 1 | CAN  | 1  | 1 | 0   | 0   | 0 | +9  | 10 : 1  | 3   |
| 2 | NOR  | 1  | 0 | 1   | 0   | 0 | +1  | 2 : 1   | 2   |
| 3 | CZE  | 1  | 0 | 0   | 1   | 0 | -1  | 1 : 2   | 1   |
| 4 | SWE  | 1  | 0 | 0   | 0   | 1 | -9  | 1 : 10  | 0   |

|     | CAN              | CZE              | NOR              | SWE              |
|-----|------------------|------------------|------------------|------------------|
| CAN | *****            | TUE 11 MAR 20:00 | SUN 09 MAR 13:00 | 10:1             |
| CZE | TUE 11 MAR 20:00 | *****            | 1:2              | SUN 09 MAR 09:30 |
| NOR | SUN 09 MAR 13:00 | 2:1              | *****            | TUE 11 MAR 13:00 |
| SWE | 1:10             | SUN 09 MAR 09:30 | TUE 11 MAR 13:00 | *****            |





**LEGEND**

|  |   |  |                             |
|--|---|--|-----------------------------|
| <b>(G)</b> Goals in tournament         | <b>*</b> does not count for Plus/minus        | <b>+/-</b> Plus/minus net              | <b>+A</b> Assistant captain |
| <b>+C</b> Captain                      | <b>A</b> Assists                              | <b>AVG</b> Average time on ice / shift | <b>D</b> Defence            |
| <b>EQ</b> Equal strength               | <b>ET/Res</b> Penalty end time/Result of game | <b>F</b> Forward                       | <b>FO-</b> Face-offs lost   |
| <b>FO%</b> Face-offs won as percentage | <b>FO+</b> Face-offs won                      | <b>FO+/-</b> Face-offs net             | <b>G</b> Goals              |
| <b>GA</b> Goals against                | <b>GDF</b> Goal difference                    | <b>Gen</b> Gender                      | <b>GF</b> Goals for         |
| <b>GK</b> Goalkeeper                   | <b>GP</b> Games played                        | <b>L</b> Losses                        | <b>M</b> Male               |
| <b>MIP</b> Minutes in play (GK)        | <b>No</b> Jersey number                       | <b>OT</b> Overtime                     | <b>OTL</b> Overtime losses  |
| <b>OTW</b> Overtime wins               | <b>P</b> Points                               | <b>PIM</b> Penalties in minutes        | <b>Pos</b> Position         |
| <b>PP1</b> Power play - 1 player       | <b>PPG</b> Power play goals                   | <b>PTS</b> Points                      | <b>R</b> Rank               |
| <b>SHF</b> Number of shifts            | <b>SHG</b> Shorthanded goals                  | <b>SOG</b> Shots on goal               | <b>SVS</b> Saves            |
| <b>TOT</b> Total                       | <b>TPP</b> Time on power play                 | <b>TS</b> Total shots                  | <b>W</b> Wins               |



SAT 8 MAR 2014  
Start Time 13:00

Preliminary round - Group A, Game 2  
Предварительный раунд - Группа А, Матч 2

Shot Chart  
Таблица бросков

CAN - SWE

Shots by SWE

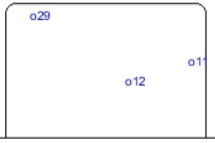
Goals (o): 0 SSG (+): 1  
SSP (<): 0 SPG (-): 0



GK 22 of CAN

Shots by CAN

Goals (o): 3 SSG (+): 8  
SSP (<): 0 SPG (-): 5



GK 5 of SWE

Shots by SWE

Goals (o): 1 SSG (+): 1  
SSP (<): 0 SPG (-): 1



GK 22 of CAN

Shots by CAN

Goals (o): 4 SSG (+): 7  
SSP (>): 0 SPG (-): 5



GK 5 of SWE

Shots by SWE

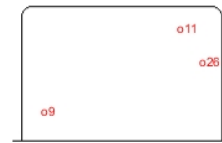
Goals (o): 0 SSG (+): 2  
SSP (>): 0 SPG (-): 2



GK 22 of CAN

Shots by CAN

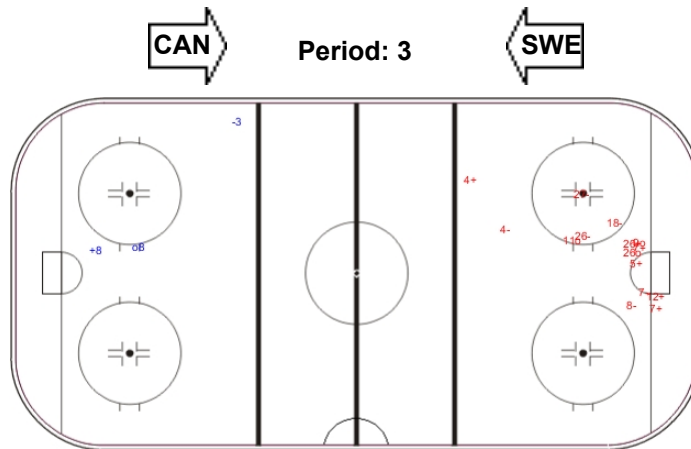
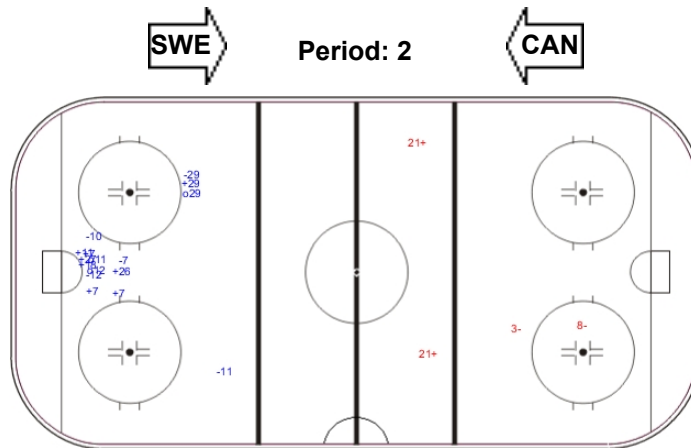
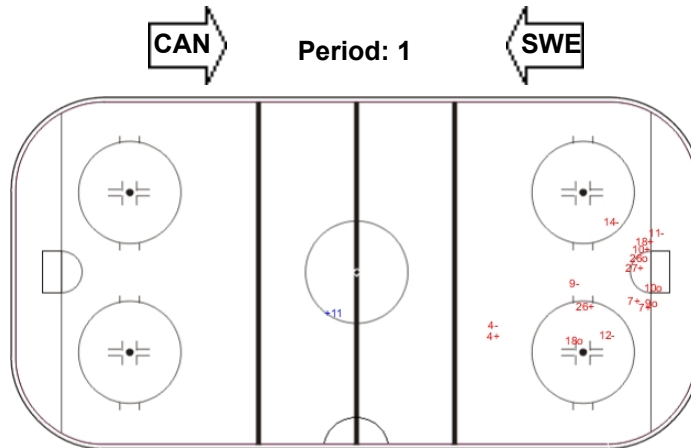
Goals (o): 3 SSG (+): 6  
SSP (>): 0 SPG (-): 6



GK 14 of SWE



GK 5 of SWE



LEGEND

GK Goalkeeper SPG Shots past goal SSG Shots saved by goalkeeper SSP Shots saved by player



## Face-off Chart

Таблица вбрасываний

### CAN - SWE

#### PERIOD 1

|                     | CAN       |           | SWE          |        | CAN       |           | SWE |  | Total wins all zones |         |
|---------------------|-----------|-----------|--------------|--------|-----------|-----------|-----|--|----------------------|---------|
|                     | Def. zone | Att. zone | Neutral zone |        | Att. zone | Def. zone |     |  | CAN                  | SWE     |
|                     | - 7       | + 21      | + 9          | - 8    | + 18      | - 8       |     |  | 13 / 81%             | 3 / 19% |
|                     | + 7       | - 21      | + 7          | - 8    | + 18      | - 3       |     |  |                      |         |
|                     |           |           | + 7          | - 18   | + 18      | - 3       |     |  |                      |         |
|                     |           |           | + 7          | - 18   | - 9       | + 11      |     |  |                      |         |
|                     |           |           | + 18         | - 8    | + 9       | - 15      |     |  |                      |         |
|                     |           |           | + 9          | - 8    | + 9       | - 15      |     |  |                      |         |
| Total wins / period | 1 / 50%   | 1 / 50%   | 6 / 100%     | 0 / 0% | 6 / 75%   | 2 / 25%   |     |  |                      |         |

#### PERIOD 2

|                     | CAN       |           | SWE          |        | CAN       |           | SWE |  | Total wins all zones |         |
|---------------------|-----------|-----------|--------------|--------|-----------|-----------|-----|--|----------------------|---------|
|                     | Def. zone | Att. zone | Neutral zone |        | Att. zone | Def. zone |     |  | CAN                  | SWE     |
|                     | + 7       | - 11      | + 9          | - 21   | - 9       | + 11      |     |  | 13 / 87%             | 2 / 13% |
|                     | - 12      | + 21      | + 18         | - 15   | + 9       | - 11      |     |  |                      |         |
|                     |           |           | + 7          | - 21   | + 18      | - 11      |     |  |                      |         |
|                     |           |           | + 9          | - 15   | + 5       | - 11      |     |  |                      |         |
|                     |           |           |              |        | + 18      | - 21      |     |  |                      |         |
|                     |           |           |              |        | + 18      | - 21      |     |  |                      |         |
| Total wins / period | 1 / 50%   | 1 / 50%   | 4 / 100%     | 0 / 0% | 8 / 89%   | 1 / 11%   |     |  |                      |         |

#### PERIOD 3

|                     | CAN       |           | SWE          |         | CAN       |           | SWE |  | Total wins all zones |         |
|---------------------|-----------|-----------|--------------|---------|-----------|-----------|-----|--|----------------------|---------|
|                     | Def. zone | Att. zone | Neutral zone |         | Att. zone | Def. zone |     |  | CAN                  | SWE     |
|                     | - 9       | + 3       | + 9          | - 21    | + 18      | - 11      |     |  | 11 / 69%             | 5 / 31% |
|                     | + 9       | - 18      | + 7          | - 15    | - 7       | + 3       |     |  |                      |         |
|                     |           |           | - 18         | + 15    | - 7       | + 3       |     |  |                      |         |
|                     |           |           | - 7          | + 21    | + 18      | - 3       |     |  |                      |         |
|                     |           |           | + 18         | - 8     | + 9       | - 11      |     |  |                      |         |
|                     |           |           | + 7          | - 21    | + 9       | - 15      |     |  |                      |         |
| Total wins / period | 1 / 50%   | 1 / 50%   | 6 / 75%      | 2 / 25% | 4 / 67%   | 2 / 33%   |     |  |                      |         |

#### TOTAL



|                   | CAN       |           | SWE          |         | CAN       |           | SWE      |          | Total wins<br>all zones |  |
|-------------------|-----------|-----------|--------------|---------|-----------|-----------|----------|----------|-------------------------|--|
|                   | Def. zone | Att. zone | Neutral zone |         | Att. zone | Def. zone | CAN      | SWE      |                         |  |
| Total wins / game | 3 / 50%   | 3 / 50%   | 16 / 89%     | 2 / 11% | 18 / 78%  | 5 / 22%   | 37 / 79% | 10 / 21% |                         |  |



HEAD TO HEAD

|                 |                  | SWE             |                 |                 |                |                 |                  |                  |                 |                  |                  |           |
|-----------------|------------------|-----------------|-----------------|-----------------|----------------|-----------------|------------------|------------------|-----------------|------------------|------------------|-----------|
| No.             | 3                | 8               | 11              | 15              | 18             | 21              | Tot              | wins CAN         | Dz              | Nz               | Az               |           |
| CAN             | 5                |                 | 1 - 0           |                 |                |                 | 1                | 1<br>100%        |                 |                  | 1<br>100%        |           |
|                 | 7                | 0 - 2           | 2 - 1           | 1 - 0           | 1 - 0          | 2 - 0           | 3 - 2            | 14               | 9<br>64%        | 2<br>67%         | 7<br>88%         | 0<br>0%   |
|                 | 9                | 0 - 1           | 2 - 0           | 3 - 2           | 7 - 0          | 1 - 0           | 2 - 0            | 18               | 15<br>83%       | 1<br>50%         | 5<br>100%        | 9<br>82%  |
|                 | 12               |                 |                 |                 |                |                 | 0 - 1            | 1                | 0<br>0%         | 0<br>0%          |                  |           |
|                 | 18               | 3 - 0           | 4 - 0           | 2 - 0           | 1 - 1          |                 | 2 - 0            | 13               | 12<br>92%       |                  | 4<br>80%         | 8<br>100% |
| <b>Tot</b>      | <b>6</b>         | <b>9</b>        | <b>9</b>        | <b>10</b>       | <b>3</b>       | <b>10</b>       | <b>47</b>        | <b>37</b><br>79% | <b>3</b><br>50% | <b>16</b><br>89% | <b>18</b><br>78% |           |
| <b>wins SWE</b> | <b>3</b><br>50%  | <b>1</b><br>11% | <b>2</b><br>22% | <b>1</b><br>10% | <b>0</b><br>0% | <b>3</b><br>30% | <b>10</b><br>21% |                  |                 |                  |                  |           |
| <b>Dz</b>       | <b>2</b><br>40%  | <b>1</b><br>50% | <b>2</b><br>25% | <b>0</b><br>0%  |                | <b>0</b><br>0%  | <b>5</b><br>22%  |                  |                 |                  |                  |           |
| <b>Nz</b>       |                  | <b>0</b><br>0%  |                 | <b>1</b><br>25% | <b>0</b><br>0% | <b>1</b><br>20% | <b>2</b><br>11%  |                  |                 |                  |                  |           |
| <b>Az</b>       | <b>1</b><br>100% |                 | <b>0</b><br>0%  |                 | <b>0</b><br>0% | <b>2</b><br>67% | <b>3</b><br>50%  |                  |                 |                  |                  |           |

LEGEND

**Az** Attacking zone      **Dz** Defending zone      **Nz** Neutral zone      **Tot** Total face-offs played



## Line-Ups

Составы

REVISED  
14 MAR 14:06

## USA - ITA

### Referee(s)

BOESE Paul (CAN)

### Goalkeepers

Team: USA

| No | Name       | Gen |
|----|------------|-----|
| 34 | CASH Steve | M   |
| 1  | LEE Jen    | M   |

### Team Line-ups

Team: USA (blue)

| No | Pos | Name              | Gen |
|----|-----|-------------------|-----|
| 11 | D   | CARRON Tyler      | M   |
| 19 | D   | CHACE Taylor +A   | M   |
| 13 | F   | SWEENEY Joshua +A | M   |
| 23 | F   | ROMAN Rico        | M   |
| 28 | F   | SCHAUS Paul       | M   |
| 9  | D   | YOHE Andy +C      | M   |
| 15 | D   | LANDEROS Nikko    | M   |
| 4  | F   | ROYBAL Brody      | M   |
| 6  | F   | FARMER Declan     | M   |
| 27 | F   | PAULS Joshua      | M   |
| 7  | F   | LIPSETT Taylor    | M   |
| 18 | F   | McKEE Kevin       | M   |
| 20 | F   | PAGE Adam         | M   |

Head Coach: SAUER Jeff

### NOT DRESSED:

|    |   |              |   |
|----|---|--------------|---|
| 8  | F | SHAW Greg    | M |
| 14 | F | McCOY Daniel | M |

### Linesmen

CLARK Matthew (CAN) , KLOCHKOV Dmitriy (RUS)

Team: ITA

| No | Name               | Gen |
|----|--------------------|-----|
| 1  | STILLITANO Santino | M   |
| 15 | ARAUDO Gabriele    | M   |

Team: ITA (white)

| No | Pos | Name                         | Gen |
|----|-----|------------------------------|-----|
| 3  | D   | ROSA Gianluigi               | M   |
| 14 | D   | BALOSSETTI Bruno             | M   |
| 5  | F   | PLANKER Florian +A           | M   |
| 7  | F   | WINKLER Werner               | M   |
| 16 | F   | CHIAROTTI Andrea +C          | M   |
| 6  | D   | CAVALIERE Gianluca +A        | M   |
| 69 | D   | CONDELLO Giuseppe            | M   |
| 18 | F   | MACRI Andrea                 | M   |
| 68 | F   | CORVINO Valerio              | M   |
| 73 | F   | LEPERDI Gregory Brian Alexis | M   |
| 8  | F   | RADICE Roberto               | M   |
| 11 | F   | LARCH Nils                   | M   |
| 62 | F   | DEPAOLI Christoph            | M   |

Head Coach: da RIN Massimo

### NOT DRESSED:

|    |   |                  |   |
|----|---|------------------|---|
| 88 | F | KANESTRIN Rupert | M |
|----|---|------------------|---|

### LEGEND

|           |               |            |          |            |                   |           |         |
|-----------|---------------|------------|----------|------------|-------------------|-----------|---------|
| <b>D</b>  | Defence       | <b>F</b>   | Forward  | <b>Gen</b> | Gender            | <b>M</b>  | Male    |
| <b>No</b> | Jersey number | <b>Pos</b> | Position | <b>+A</b>  | Assistant captain | <b>+C</b> | Captain |

STELLA Igor (Italy) has been disqualified starting from 4 MAR 2014 from the Ice Sledge Hockey Tournament based on the decision of the IPC Anti Doping Commission, from 13 MAR 2014.



SAT 8 MAR 2014

Start Time 16:30 / End Time 18:18

Preliminary round - Group B, Game 3

Предварительный раунд - Группа B, Матч 3

## Game Summary

Общая игровая статистика

**USA - ITA 5 - 1 (1 - 0, 1 - 0, 3 - 1)**

| Spectators | Referee(s)       | Linesmen                                     |
|------------|------------------|--|
| 3617       | BOESE Paul (CAN) | CLARK Matthew (CAN) , KLOCHKOV Dmitriy (RUS) |

### Team Statistics

| Period       | Score        | SVS            | SOG            | PIM           | TPP                  | PPG          | SHG          |
|--------------|--------------|----------------|----------------|---------------|----------------------|--------------|--------------|
| 1            | 1 : 0        | 5 : 5          | 6 : 5          | 2 : 6         | 04:23 : 01:53        | 1 : 0        | 0 : 0        |
| 2            | 1 : 0        | 2 : 5          | 6 : 2          | 2 : 4         | 04:03 : 02:00        | 0 : 0        | 0 : 0        |
| 3            | 3 : 1        | 4 : 4          | 7 : 5          | 4 : 0         | 00:22 : 03:40        | 0 : 0        | 0 : 0        |
| <b>Total</b> | <b>5 : 1</b> | <b>11 : 14</b> | <b>19 : 12</b> | <b>8 : 10</b> | <b>09:08 : 07:33</b> | <b>1 : 0</b> | <b>0 : 0</b> |

### 1st Period

| Action      | Time         | ET/Res       | Team       | Type       | No       | Name            | (G) | Name of Assistant(s) / Action Description                                    |
|-------------|--------------|--------------|------------|------------|----------|-----------------|-----|--|
| GK          | 00:00        |              | USA        |            | 34       | CASH S          |     | - Goalkeeper in  |
| GK          | 00:00        |              | ITA        |            | 1        | STILLITANO S    |     | - Goalkeeper in  |
| Penalty     | 00:54        | 02:54        | ITA        | 2 min.     | 14       | BALOSSETTI B    |     | - Holding an opponent  |
| Penalty     | 02:47        | 04:47        | USA        | 2 min.     | 9        | YOHE A          |     | - Holding an opponent  |
| Penalty     | 12:30        | 13:45        | ITA        | 2 min.     | 68       | CORVINO V       |     | - Interference   |
| <b>Goal</b> | <b>13:45</b> | <b>1 : 0</b> | <b>USA</b> | <b>PP1</b> | <b>6</b> | <b>FARMER D</b> | (1) | 15 LANDEROS N<br>19 CHACE T<br>On Ice USA 34 4 6 15 19 27<br>ITA 1 3 5 6 7 * |
| Penalty     | 13:45        | 15:45        | ITA        | 2 min.     | 7        | WINKLER W       |     | - Roughing   |

### 2nd Period

| Action      | Time         | ET/Res       | Team       | Type      | No       | Name            | (G) | Name of Assistant(s) / Action Description                       |
|-------------|--------------|--------------|------------|-----------|----------|-----------------|-----|---|
| Penalty     | 16:12        | 18:12        | ITA        | 2 min.    | -        | Team penalty    |     | - Too Many Players on the Ice / Served by: 16 CHIAROTTI A       |
| Penalty     | 20:12        | 22:12        | USA        | 2 min.    | 23       | ROMAN R         |     | - Interference  |
| <b>Goal</b> | <b>26:12</b> | <b>2 : 0</b> | <b>USA</b> | <b>EQ</b> | <b>4</b> | <b>ROYBAL B</b> | (1) | 6 FARMER D<br>On Ice USA 34 4 6 11 15 27<br>ITA 1 6 14 18 68 73 |
| Penalty     | 28:42        | 30:42        | ITA        | 2 min.    | 69       | CONDELLO G      |     | - Teeing  |

### 3rd Period

| Action      | Time         | ET/Res       | Team       | Type      | No        | Name             | (G) | Name of Assistant(s) / Action Description                                      |
|-------------|--------------|--------------|------------|-----------|-----------|------------------|-----|--|
| Penalty     | 30:22        | 32:22        | USA        | 2 min.    | 19        | CHACE T          |     | - Teeing   |
| <b>Goal</b> | <b>33:04</b> | <b>3 : 0</b> | <b>USA</b> | <b>EQ</b> | <b>13</b> | <b>SWEENEY J</b> | (1) | On Ice USA 34 9 13 15 19 23<br>ITA 1 3 5 6 7 73                                |
| <b>Goal</b> | <b>40:18</b> | <b>4 : 0</b> | <b>USA</b> | <b>EQ</b> | <b>4</b>  | <b>ROYBAL B</b>  | (2) | 27 PAULS J<br>15 LANDEROS N<br>On Ice USA 34 4 6 9 15 27<br>ITA 1 3 8 18 68 73 |
| Time-out    | 40:18        |              | USA        |           |           |                  |     |  |
| GK          | 40:18        |              | USA        |           | 1         | LEE J            |     | - Goalkeeper in<br>34 CASH S - Goalkeeper out                                  |
| Penalty     | 41:26        | 43:26        | USA        | 2 min.    | 28        | SCHAUS P         |     | - Roughing   |
| <b>Goal</b> | <b>43:34</b> | <b>4 : 1</b> | <b>ITA</b> | <b>EQ</b> | <b>5</b>  | <b>PLANKER F</b> | (1) | 6 CAVALIERE G<br>On Ice USA 1 7 9 15 18 28<br>ITA 1 3 5 6 7 16                 |
| <b>Goal</b> | <b>44:55</b> | <b>5 : 1</b> | <b>USA</b> | <b>EQ</b> | <b>28</b> | <b>SCHAUS P</b>  | (1) | 15 LANDEROS N<br>On Ice USA 1 7 15 18 19 28<br>ITA 1 3 6 18 68 73              |
| GK          | 45:00        |              | USA        |           |           |                  |     | 1 LEE J - Goalkeeper out   |
| GK          | 45:00        |              | ITA        |           |           |                  |     | 1 STILLITANO S - Goalkeeper out  |

### Goalkeeper Records

Team : USA - United States

| No | Name       | SOG | SVS | MIP   |
|----|------------|-----|-----|-------|
| 34 | CASH Steve | 9   | 9   | 40:18 |
| 1  | LEE Jen    | 3   | 2   | 04:42 |

Team : ITA - Italy

| No | Name               | SOG | SVS | MIP   |
|----|--------------------|-----|-----|-------|
| 1  | STILLITANO Santino | 19  | 14  | 45:00 |
| 15 | ARAUDO Gabriele    |     |     |       |

### Game Statistics

Team : USA (blue)



SAT 8 MAR 2014

Start Time 16:30 / End Time 18:18

Preliminary round - Group B, Game 3

Предварительный раунд - Группа B, Матч 3

| Head Coach : SAUER Jeff |     |                   |     |          |          |           |          |           |           |           |              |          |          | Shots on Goal |           |    |     |       | Time on Ice |      |    |       |     |      |  |
|-------------------------|-----|-------------------|-----|----------|----------|-----------|----------|-----------|-----------|-----------|--------------|----------|----------|---------------|-----------|----|-----|-------|-------------|------|----|-------|-----|------|--|
| No                      | Pos | Name              | Gen | G        | A        | P         | PIM      | FO+       | FO-       | FO+/-     | FO%          | 1        | 2        | 3             | OT        | TS | +/- | 1     | 2           | 3    | OT | TOT   | SHF | AVG  |  |
| 11                      | D   | CARRON Tyler      | M   | 0        | 0        | 0         | 0        | 0         | 0         | 0         | 0.00         | 0        | 0        | 0             | 0         | 0  | +1  | 4:59  | 4:55        | 7:54 |    | 17:48 | 8   | 2:13 |  |
| 13                      | F   | SWEENEY Joshua +A | M   | 1        | 0        | 1         | 0        | 1         | 0         | 1         | 100.00       | 0        | 0        | 1             | 1         | 1  | +1  | 6:46  | 5:26        | 5:20 |    | 17:32 | 12  | 1:27 |  |
| 19                      | D   | CHACE Taylor +A   | M   | 0        | 1        | 1         | 2        | 0         | 0         | 0         | 0.00         | 0        | 0        | 0             | 0         | 0  | +2  | 10:17 | 11:06       | 9:16 |    | 30:39 | 13  | 2:21 |  |
| 23                      | F   | ROMAN Rico        | M   | 0        | 0        | 0         | 2        | 7         | 5         | 2         | 58.33        | 1        | 0        | 0             | 1         | 1  | +1  | 4:30  | 4:21        | 5:46 |    | 14:37 | 11  | 1:19 |  |
| 28                      | F   | SCHAUS Paul       | M   | 1        | 0        | 1         | 2        | 0         | 0         | 0         | 0.00         | 0        | 0        | 1             | 1         | 1  | 0   | 4:13  | 4:37        | 3:49 |    | 12:39 | 11  | 1:09 |  |
| 4                       | F   | ROYBAL Brody      | M   | 2        | 0        | 2         | 0        | 1         | 0         | 1         | 100.00       | 0        | 1        | 1             | 2         | 2  | +2  | 5:25  | 4:57        | 3:05 |    | 13:27 | 9   | 1:29 |  |
| 6                       | F   | FARMER Declan     | M   | 1        | 1        | 2         | 0        | 12        | 1         | 11        | 92.31        | 2        | 1        | 0             | 3         | 3  | +2  | 5:32  | 7:19        | 3:16 |    | 16:07 | 10  | 1:36 |  |
| 9                       | D   | YOHE Andy +C      | M   | 0        | 0        | 0         | 2        | 0         | 0         | 0         | 0.00         | 1        | 0        | 0             | 1         | 1  | +1  | 3:46  | 4:24        | 5:18 |    | 13:28 | 8   | 1:41 |  |
| 15                      | D   | LANDEROS Nikko    | M   | 0        | 3        | 3         | 0        | 0         | 0         | 0         | 0.00         | 1        | 2        | 2             | 5         | 5  | +3  | 11:42 | 9:32        | 8:08 |    | 29:22 | 12  | 2:26 |  |
| 27                      | F   | PAULS Joshua      | M   | 0        | 1        | 1         | 0        | 0         | 0         | 0         | 0.00         | 1        | 2        | 0             | 3         | 3  | +2  | 6:49  | 6:40        | 3:22 |    | 16:51 | 12  | 1:24 |  |
| 7                       | F   | LIPSETT Taylor    | M   | 0        | 0        | 0         | 0        | 0         | 0         | 0         | 0.00         | 0        | 0        | 0             | 0         | 0  | 0   | 2:46  | 2:48        | 5:33 |    | 11:07 | 7   | 1:35 |  |
| 18                      | F   | McKEE Kevin       | M   | 0        | 0        | 0         | 0        | 2         | 4         | -2        | 33.33        | 0        | 0        | 0             | 0         | 0  | 0   | 3:11  | 3:38        | 5:43 |    | 12:32 | 8   | 1:34 |  |
| 20                      | F   | PAGE Adam         | M   | 0        | 0        | 0         | 0        | 0         | 0         | 0         | 0.00         | 0        | 0        | 2             | 2         | 2  | 0   | 2:47  | 3:08        | 4:16 |    | 10:11 | 7   | 1:27 |  |
| 1                       | GK  | LEE Jen           | M   | 0        | 0        | 0         | 0        |           |           |           |              | 0        | 0        | 0             | 0         | 0  |     |       |             |      |    |       |     |      |  |
| 34                      | GK  | CASH Steve        | M   | 0        | 0        | 0         | 0        |           |           |           |              | 0        | 0        | 0             | 0         | 0  |     |       |             |      |    |       |     |      |  |
| <b>Total</b>            |     |                   |     | <b>5</b> | <b>6</b> | <b>11</b> | <b>8</b> | <b>23</b> | <b>10</b> | <b>13</b> | <b>69.70</b> | <b>6</b> | <b>6</b> | <b>7</b>      | <b>19</b> |    |     |       |             |      |    |       |     |      |  |

Team : ITA (white)

| Head Coach : da RIN Massimo |     |                              |     |          |          |          |          |           |           |            |              |          |          | Shots on Goal |           |    |     |       | Time on Ice |       |    |       |     |      |  |
|-----------------------------|-----|------------------------------|-----|----------|----------|----------|----------|-----------|-----------|------------|--------------|----------|----------|---------------|-----------|----|-----|-------|-------------|-------|----|-------|-----|------|--|
| No                          | Pos | Name                         | Gen | G        | A        | P        | PIM      | FO+       | FO-       | FO+/-      | FO%          | 1        | 2        | 3             | OT        | TS | +/- | 1     | 2           | 3     | OT | TOT   | SHF | AVG  |  |
| 3                           | D   | ROSA Gianluigi               | M   | 0        | 0        | 0        | 0        | 0         | 0         | 0          | 0.00         | 0        | 1        | 0             | 1         | 1  | -2  | 10:53 | 12:11       | 12:18 |    | 35:22 | 10  | 3:32 |  |
| 5                           | F   | PLANKER Florian +A           | M   | 1        | 0        | 1        | 0        | 7         | 4         | 3          | 63.64        | 1        | 1        | 3             | 5         | 5  | 0   | 9:04  | 9:18        | 6:55  |    | 25:17 | 13  | 1:56 |  |
| 7                           | F   | WINKLER Werner               | M   | 0        | 0        | 0        | 2        | 0         | 7         | -7         | 0.00         | 4        | 0        | 0             | 4         | 4  | 0   | 8:00  | 8:50        | 6:27  |    | 23:17 | 13  | 1:47 |  |
| 14                          | D   | BALOSSETTI Bruno             | M   | 0        | 0        | 0        | 2        | 0         | 0         | 0          | 0.00         | 0        | 0        | 0             | 0         | 0  | -1  | 3:58  | 2:20        | 2:42  |    | 9:00  | 8   | 1:07 |  |
| 16                          | F   | CHIAROTTI Andrea +C          | M   | 0        | 0        | 0        | 0        | 0         | 0         | 0          | 0.00         | 0        | 0        | 0             | 0         | 0  | +1  | 6:52  | 5:59        | 6:17  |    | 19:08 | 12  | 1:35 |  |
| 6                           | D   | CAVALIERE Gianluca +A        | M   | 0        | 1        | 1        | 0        | 0         | 0         | 0          | 0.00         | 0        | 0        | 2             | 2         | 2  | -2  | 9:08  | 9:32        | 9:40  |    | 28:20 | 13  | 2:10 |  |
| 18                          | F   | MACRI Andrea                 | M   | 0        | 0        | 0        | 0        | 1         | 2         | -1         | 33.33        | 0        | 0        | 0             | 0         | 0  | -3  | 2:56  | 3:38        | 6:51  |    | 13:25 | 9   | 1:29 |  |
| 68                          | F   | CORVINO Valerio              | M   | 0        | 0        | 0        | 2        | 0         | 0         | 0          | 0.00         | 0        | 0        | 0             | 0         | 0  | -3  | 4:22  | 4:05        | 7:11  |    | 15:38 | 9   | 1:44 |  |
| 69                          | D   | CONDELLO Giuseppe            | M   | 0        | 0        | 0        | 2        | 0         | 0         | 0          | 0.00         | 0        | 0        | 0             | 0         | 0  | 0   | 3:49  | 2:29        | 3:13  |    | 9:31  | 5   | 1:54 |  |
| 73                          | F   | LEPERDI Gregory Brian Alexis | M   | 0        | 0        | 0        | 0        | 1         | 9         | -8         | 10.00        | 0        | 0        | 0             | 0         | 0  | -4  | 7:45  | 7:20        | 5:47  |    | 20:52 | 15  | 1:23 |  |
| 8                           | F   | RADICE Roberto               | M   | 0        | 0        | 0        | 0        | 1         | 1         | 0          | 50.00        | 0        | 0        | 0             | 0         | 0  | -1  | 1:24  | 1:47        | 3:16  |    | 6:27  | 5   | 1:17 |  |
| 11                          | F   | LARCH Nils                   | M   | 0        | 0        | 0        | 0        | 0         | 0         | 0          | 0.00         | 0        | 0        | 0             | 0         | 0  | 0   | 1:04  | 1:11        | 1:27  |    | 3:42  | 5   | 0:44 |  |
| 62                          | F   | DEPAOLI Christoph            | M   | 0        | 0        | 0        | 0        | 0         | 0         | 0          | 0.00         | 0        | 0        | 0             | 0         | 0  | 0   | 1:14  | 2:09        | 2:10  |    | 5:33  | 5   | 1:06 |  |
| 1                           | GK  | STILLITANO Santino           | M   | 0        | 0        | 0        | 0        |           |           |            |              | 0        | 0        | 0             | 0         | 0  |     |       |             |       |    |       |     |      |  |
| 15                          | GK  | ARAUDO Gabriele              | M   | 0        | 0        | 0        | 0        |           |           |            |              | 0        | 0        | 0             | 0         | 0  |     |       |             |       |    |       |     |      |  |
| <b>Total</b>                |     |                              |     | <b>1</b> | <b>1</b> | <b>2</b> | <b>8</b> | <b>10</b> | <b>23</b> | <b>-13</b> | <b>30.30</b> | <b>5</b> | <b>2</b> | <b>5</b>      | <b>12</b> |    |     |       |             |       |    |       |     |      |  |

Group B

| R | Team | GP | W | OTW | OTL | L | GDF | GF : GA | PTS |
|---|------|----|---|-----|-----|---|-----|---------|-----|
| 1 | USA  | 1  | 1 | 0   | 0   | 0 | +4  | 5 : 1   | 3   |
| 2 | ITA  | 1  | 0 | 0   | 0   | 1 | -4  | 1 : 5   | 0   |
| - | KOR  | 0  |   |     |     |   |     |         |     |
| - | RUS  | 0  |   |     |     |   |     |         |     |

|     | ITA              | KOR              | RUS              | USA              |
|-----|------------------|------------------|------------------|------------------|
| ITA | *****            | TUE 11 MAR 09:30 | SUN 09 MAR 20:00 | 1:5              |
| KOR | TUE 11 MAR 09:30 | *****            | SAT 08 MAR 20:00 | SUN 09 MAR 16:30 |
| RUS | SUN 09 MAR 20:00 | SAT 08 MAR 20:00 | *****            | TUE 11 MAR 16:30 |
| USA | 5:1              | SUN 09 MAR 16:30 | TUE 11 MAR 16:30 | *****            |

| LEGEND |                             |        |                                 |
|--------|-----------------------------|--------|---------------------------------|
| (G)    | Goals in tournament         | *      | does not count for Plus/minus   |
| +C     | Captain                     | A      | Assists                         |
| EQ     | Equal strength              | ET/Res | Penalty end time/Result of game |
| FO%    | Face-offs won as percentage | FO+    | Face-offs won                   |
| GA     | Goals against               | GDF    | Goal difference                 |
| GK     | Goalkeeper                  | GP     | Games played                    |
| MIP    | Minutes in play (GK)        | No     | Jersey number                   |
| OTW    | Overtime wins               | P      | Points                          |
| PP1    | Power play - 1 player       | PPG    | Power play goals                |
| SHF    | Number of shifts            | SHG    | Shorthanded goals               |
| TOT    | Total                       | TPP    | Time on power play              |
| +/-    | Plus/minus net              | AVG    | Average time on ice / shift     |
| F      | Forward                     | FO-    | Face-offs lost                  |
| FO+/-  | Face-offs net               | G      | Goals                           |
| Gen    | Gender                      | GF     | Goals for                       |
| L      | Losses                      | M      | Male                            |
| OT     | Overtime                    | OTL    | Overtime losses                 |
| PIM    | Penalties in minutes        | Pos    | Position                        |
| PTS    | Points                      | R      | Rank                            |
| SOG    | Shots on goal               | SVS    | Saves                           |
| TS     | Total shots                 | W      | Wins                            |





SAT 8 MAR 2014  
Start Time 16:30

Preliminary round - Group B, Game 3  
Предварительный раунд - Группа B, Матч 3

Shot Chart  
Таблица бросков

USA - ITA

Shots by ITA  
Goals (o): 0  
SSP (<): 0



GK 34 of USA

Shots by USA  
Goals (o): 1  
SSP (<): 0



GK 1 of ITA

Shots by ITA  
Goals (o): 1  
SSP (<): 0



GK 1 of USA



GK 34 of USA

Shots by USA  
Goals (o): 1  
SSP (>): 0



GK 1 of ITA

Shots by ITA  
Goals (o): 0  
SSP (>): 0

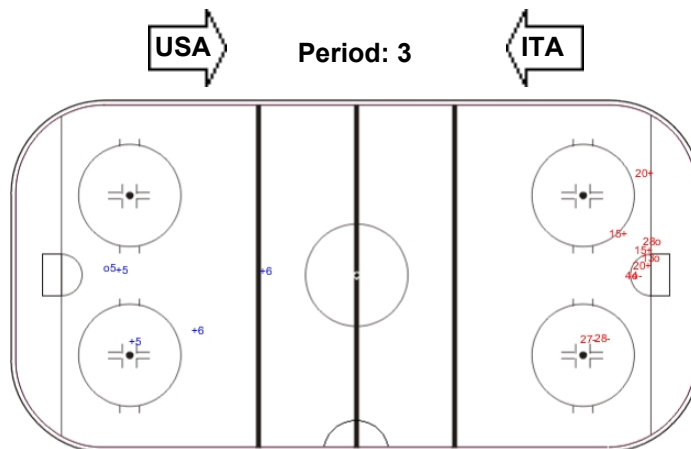
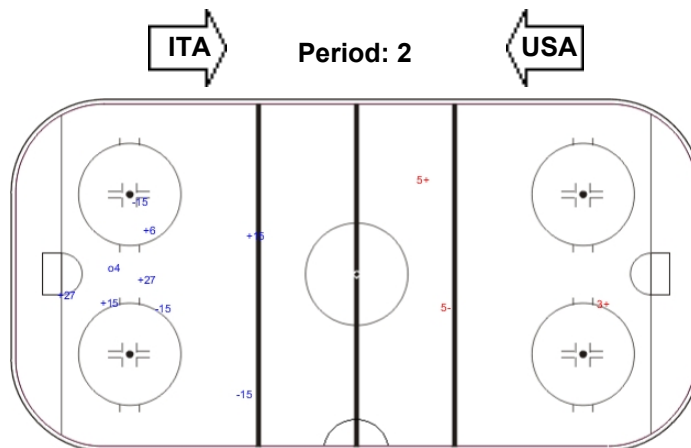
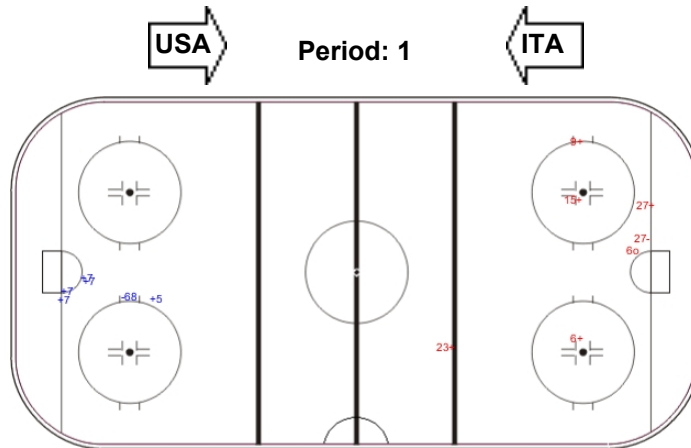


GK 34 of USA

Shots by USA  
Goals (o): 3  
SSP (>): 0



GK 1 of ITA



LEGEND

GK Goalkeeper    SPG Shots past goal    SSG Shots saved by goalkeeper    SSP Shots saved by player



## Face-off Chart

Таблица вбрасываний

### USA - ITA

#### PERIOD 1

|                     | USA       |           | ITA          |         | USA       |           | ITA     |         | Total wins<br>all zones |
|---------------------|-----------|-----------|--------------|---------|-----------|-----------|---------|---------|-------------------------|
|                     | Def. zone | Att. zone | Neutral zone |         | Att. zone | Def. zone |         |         |                         |
|                     | + 13      | - 5       | - 23         | + 5     | + 6       | - 73      | + 6     | - 73    |                         |
|                     |           |           | + 18         | - 7     | + 6       | - 73      | + 6     | - 7     |                         |
|                     |           |           | + 23         | - 73    | + 6       | - 73      | + 6     | - 73    |                         |
|                     |           |           | + 23         | - 73    | + 6       | - 73      | + 6     | - 7     |                         |
| Total wins / period | 1 / 100%  | 0 / 0%    | 3 / 75%      | 1 / 25% | 5 / 100%  | 0 / 0%    | 9 / 90% | 1 / 10% |                         |

#### PERIOD 2

|                     | USA       |           | ITA          |         | USA       |           | ITA     |         | Total wins<br>all zones |
|---------------------|-----------|-----------|--------------|---------|-----------|-----------|---------|---------|-------------------------|
|                     | Def. zone | Att. zone | Neutral zone |         | Att. zone | Def. zone |         |         |                         |
|                     | + 6       | - 73      | + 6          | - 73    | + 6       | - 7       | + 6     | - 7     |                         |
|                     | + 23      | - 5       | - 23         | + 5     | - 23      | + 73      | - 18    | + 8     |                         |
|                     |           |           |              |         | + 4       | - 5       | + 23    | - 73    |                         |
| Total wins / period | 2 / 100%  | 0 / 0%    | 1 / 50%      | 1 / 50% | 4 / 67%   | 2 / 33%   | 7 / 70% | 3 / 30% |                         |

#### PERIOD 3

|                     | USA       |           | ITA          |         | USA       |           | ITA     |         | Total wins<br>all zones |
|---------------------|-----------|-----------|--------------|---------|-----------|-----------|---------|---------|-------------------------|
|                     | Def. zone | Att. zone | Neutral zone |         | Att. zone | Def. zone |         |         |                         |
|                     | + 6       | - 7       | + 6          | - 7     | - 6       | + 18      | + 6     | - 18    |                         |
|                     | + 23      | - 5       | + 23         | - 8     |           |           |         |         |                         |
|                     | - 18      | + 5       | - 23         | + 5     |           |           |         |         |                         |
|                     | - 23      | + 5       | - 18         | + 5     |           |           |         |         |                         |
|                     | + 23      | - 18      | + 18         | - 73    |           |           |         |         |                         |
|                     | - 18      | + 5       |              |         |           |           |         |         |                         |
| Total wins / period | 3 / 50%   | 3 / 50%   | 3 / 60%      | 2 / 40% | 1 / 50%   | 1 / 50%   | 7 / 54% | 6 / 46% |                         |

#### TOTAL

|                   | USA       |           | ITA          |         | USA       |           | ITA      |          | Total wins<br>all zones |
|-------------------|-----------|-----------|--------------|---------|-----------|-----------|----------|----------|-------------------------|
|                   | Def. zone | Att. zone | Neutral zone |         | Att. zone | Def. zone |          |          |                         |
| Total wins / game | 6 / 67%   | 3 / 33%   | 7 / 64%      | 4 / 36% | 10 / 77%  | 3 / 23%   | 23 / 70% | 10 / 30% |                         |



HEAD TO HEAD

|                 |           | ITA     |           |          |          |           |           |           |           |           |          |
|-----------------|-----------|---------|-----------|----------|----------|-----------|-----------|-----------|-----------|-----------|----------|
| No.             | 5         | 7       | 8         | 18       | 73       | Tot       | wins USA  | Dz        | Nz        | Az        |          |
| USA             | 4         | 1 - 0   |           |          |          | 1         | 1<br>100% |           |           | 1<br>100% |          |
|                 | 6         |         | 6 - 0     |          | 1 - 1    | 13        | 12<br>92% | 2<br>100% | 2<br>100% | 8<br>89%  |          |
|                 | 13        | 1 - 0   |           |          |          | 1         | 1<br>100% | 1<br>100% |           |           |          |
|                 | 18        | 0 - 3   | 1 - 0     | 0 - 1    |          | 6         | 2<br>33%  | 0<br>0%   | 2<br>67%  | 0<br>0%   |          |
|                 | 23        | 2 - 4   |           | 1 - 0    | 1 - 0    | 3 - 1     | 12        | 7<br>58%  | 3<br>75%  | 3<br>50%  | 1<br>50% |
| <b>Tot</b>      | 11        | 7       | 2         | 3        | 10       | 33        | 23<br>70% | 6<br>67%  | 7<br>64%  | 10<br>77% |          |
| <b>wins ITA</b> | 7<br>64%  | 0<br>0% | 1<br>50%  | 1<br>33% | 1<br>10% | 10<br>30% |           |           |           |           |          |
| <b>Dz</b>       | 0<br>0%   | 0<br>0% | 1<br>100% | 1<br>50% | 1<br>20% | 3<br>23%  |           |           |           |           |          |
| <b>Nz</b>       | 4<br>100% | 0<br>0% | 0<br>0%   |          | 0<br>0%  | 4<br>36%  |           |           |           |           |          |
| <b>Az</b>       | 3<br>50%  | 0<br>0% |           | 0<br>0%  | 0<br>0%  | 3<br>33%  |           |           |           |           |          |

LEGEND

**Az** Attacking zone      **Dz** Defending zone      **Nz** Neutral zone      **Tot** Total face-offs played



## Line-Ups

Составы

## RUS - KOR

## Referee(s)

BERKEBILE Derek (USA)

## Linesmen

NYBERGET Espen (NOR) , WESLEY Leon (CZE)

## Goalkeepers

## Team: RUS

| No | Name               | Gen |
|----|--------------------|-----|
| 1  | IVANOV Mikhail     | M   |
| 20 | KAMANTCEV Vladimir | M   |

## Team Line-ups

## Team: RUS (red)

| No | Pos | Name                | Gen |
|----|-----|---------------------|-----|
| 2  | D   | LYSOV Aleksei       | M   |
| 17 | D   | SELYUKIN Vadim +A   | M   |
| 8  | F   | LISOV Dmitrii +C    | M   |
| 22 | F   | TERENTYEV Nikolay   | M   |
| 23 | F   | VOLKOV Ilia +A      | M   |
| 5  | D   | VARLAKOV Vasilii    | M   |
| 6  | D   | LITVINENKO Vladimir | M   |
| 9  | F   | SHIKHOV Konstantin  | M   |
| 11 | F   | AMOSOV Alexey       | M   |
| 21 | F   | PETROV Evgeny       | M   |
| 19 | D   | KUZNETSOV Ivan      | M   |
| 14 | F   | POPOV Ilia          | M   |
| 16 | F   | DVINYANINOV Andrey  | M   |

Head Coach: SAMOYLOV Sergey

## NOT DRESSED:

|    |   |                  |   |
|----|---|------------------|---|
| 4  | D | ANDRIYANOV Maxim | M |
| 10 | F | TUCHIN Ruslan    | M |

## Team: KOR

| No | Name             | Gen |
|----|------------------|-----|
| 31 | YU Man-Gyun      | M   |
| 74 | CHUNG Young-Hoon | M   |

## Team: KOR (white)

| No | Pos | Name              | Gen |
|----|-----|-------------------|-----|
| 28 | D   | LEE Jong-Kyung +C | M   |
| 68 | D   | HAN Min-Su        | M   |
| 90 | D   | PARK Woo-Chul     | M   |
| 14 | F   | JUNG Seung-Hwan   | M   |
| 27 | F   | CHO Byeong-Seok   | M   |
| 4  | D   | SA Sung-Keun      | M   |
| 10 | D   | CHO Young-Jae     | M   |
| 20 | D   | JANG Dong-Shin +A | M   |
| 88 | D   | PARK Sang-Hyeon   | M   |
| 55 | F   | JANG Jong-Ho +A   | M   |
| 11 | F   | CHOI Bae-Suk      | M   |
| 12 | F   | KIM Young-Sung    | M   |
| 26 | F   | KIM Dea-Jung      | M   |

Head Coach: KIM Ik-Hwan

## NOT DRESSED:

|    |   |               |   |
|----|---|---------------|---|
| 21 | F | LEE Ju-Seung  | M |
| 39 | F | LEE Young-Min | M |

## LEGEND

|           |               |            |          |            |                   |           |         |
|-----------|---------------|------------|----------|------------|-------------------|-----------|---------|
| <b>D</b>  | Defence       | <b>F</b>   | Forward  | <b>Gen</b> | Gender            | <b>M</b>  | Male    |
| <b>No</b> | Jersey number | <b>Pos</b> | Position | <b>+A</b>  | Assistant captain | <b>+C</b> | Captain |



SAT 8 MAR 2014

Start Time 20:00 / End Time 22:17

Preliminary round - Group B, Game 4

Предварительный раунд - Группа B, Матч 4

## Game Summary

Общая игровая статистика

**RUS - KOR 2 - 3 (1 - 0, 1 - 1, 0 - 1, 0 - 0, 0 - 1)**

| Spectators | Referee(s)            | Linesmen                                 |
|------------|-----------------------|--|
| 3815       | BERKEBILE Derek (USA) | NYBERGET Espen (NOR) , WESLEY Leon (CZE) |

### Team Statistics

| Period       | Score        | SVS           | SOG           | PIM          | TPP                  | PPG          | SHG          |
|--------------|--------------|---------------|---------------|--------------|----------------------|--------------|--------------|
| 1            | 1 : 0        | 2 : 6         | 7 : 2         | 0 : 2        | 02:00 : 00:00        | 0 : 0        | 0 : 0        |
| 2            | 1 : 1        | 3 : 6         | 7 : 4         | 4 : 0        | 00:00 : 02:08        | 0 : 1        | 0 : 0        |
| 3            | 0 : 1        | 1 : 4         | 4 : 2         | 2 : 4        | 04:00 : 01:45        | 0 : 1        | 0 : 0        |
| OT           | 0 : 0        | 0 : 3         | 3 : 0         | 0 : 0        | 00:00 : 00:00        | 0 : 0        | 0 : 0        |
| GWS          | 0 : 1        | 0 : 0         | 0 : 1         | 0 : 0        | 00:00 : 00:00        | 0 : 0        | 0 : 0        |
| <b>Total</b> | <b>2 : 3</b> | <b>6 : 19</b> | <b>21 : 9</b> | <b>6 : 6</b> | <b>06:00 : 03:53</b> | <b>0 : 2</b> | <b>0 : 0</b> |

### 1st Period

| Action      | Time         | ET/Res       | Team       | Type      | No       | Name              | (G) | Name of Assistant(s) / Action Description                                 |
|-------------|--------------|--------------|------------|-----------|----------|-------------------|-----|---|
| GK          | 00:00        |              | RUS        |           | 1        | IVANOV M          |     | - Goalkeeper in   |
| GK          | 00:00        |              | KOR        |           | 31       | YU MG             |     | - Goalkeeper in   |
| Penalty     | 01:53        | 03:53        | KOR        | 2 min.    | 90       | PARK WC           |     | - Roughing  |
| <b>Goal</b> | <b>14:19</b> | <b>1 : 0</b> | <b>RUS</b> | <b>EQ</b> | <b>5</b> | <b>VARLAKOV V</b> | (1) | 11 AMOSOV A On Ice RUS 1 2 5 9 11 21<br>21 PETROV E KOR 31 10 14 20 27 28 |

### 2nd Period

| Action      | Time         | ET/Res       | Team       | Type       | No        | Name            | (G) | Name of Assistant(s) / Action Description                               |
|-------------|--------------|--------------|------------|------------|-----------|-----------------|-----|---|
| Penalty     | 18:59        | 20:59        | RUS        | 2 min.     | 11        | AMOSOV A        |     | - Holding an opponent   |
| <b>Goal</b> | <b>29:03</b> | <b>2 : 0</b> | <b>RUS</b> | <b>EQ</b>  | <b>21</b> | <b>PETROV E</b> | (1) | 5 VARLAKOV V On Ice RUS 1 5 6 9 11 21<br>KOR 31 12 20 55 88 90          |
| Penalty     | 29:16        | 29:24        | RUS        | 2 min.     | 9         | SHIKHOV K       |     | - Boarding  |
| <b>Goal</b> | <b>29:24</b> | <b>2 : 1</b> | <b>KOR</b> | <b>PP1</b> | <b>68</b> | <b>HAN MS</b>   | (1) | 14 JUNG SH On Ice RUS 1 2 5 17 23<br>90 PARK WC KOR 31 14 27 28 68 90 * |

### 3rd Period

| Action      | Time         | ET/Res       | Team       | Type       | No        | Name          | (G) | Name of Assistant(s) / Action Description                              |
|-------------|--------------|--------------|------------|------------|-----------|---------------|-----|--|
| Penalty     | 30:27        | 32:12        | RUS        | 2 min.     | 2         | LYSOV A       |     | - Hooking  |
| <b>Goal</b> | <b>32:12</b> | <b>2 : 2</b> | <b>KOR</b> | <b>PP1</b> | <b>27</b> | <b>CHO BS</b> | (1) | 14 JUNG SH On Ice RUS 1 5 8 9 17<br>90 PARK WC KOR 31 14 27 28 68 90 * |
| Penalty     | 36:37        | 38:37        | KOR        | 2 min.     | 88        | PARK SH       |     | - Teeing   |
| Penalty     | 42:44        | 44:44        | KOR        | 2 min.     | 90        | PARK WC       |     | - Hooking  |
| Time-out    | 42:44        |              | KOR        |            |           |               |     |  |

### Overtime

| Action   | Time  | ET/Res | Team | Type | No | Name | (G) | Name of Assistant(s) / Action Description |
|----------|-------|--------|------|------|----|------|-----|---|
| Time-out | 49:26 |        | RUS  |      |    |      |     |   |
| GK       | 50:00 |        | RUS  |      |    |      |     | 1 IVANOV M - Goalkeeper out               |
| GK       | 50:00 |        | KOR  |      |    |      |     | 31 YU MG - Goalkeeper out                 |

### Game Winning Shots

| Action     | Time         | Result       | Team       | No        | Name          | (G) | Action Description                           |
|------------|--------------|--------------|------------|-----------|---------------|-----|--|
|            |              | 0 : 1        | KOR        | 10        | CHO YJ        |     | - Scored 1 IVANOV M (RUS) - on goal          |
|            |              | 0 : 0        | RUS        | 17        | SELYUKIN V    |     | - Missed (right) 31 YU MG (KOR) - on goal    |
|            |              | 0 : 1        | KOR        | 14        | JUNG SH       |     | - Scored 1 IVANOV M (RUS) - on goal          |
|            |              | 1 : 0        | RUS        | 8         | LISOV D       |     | - Scored 31 YU MG (KOR) - on goal            |
|            |              | 0 : 0        | KOR        | 28        | LEE JK        |     | - Saved by goalie 1 IVANOV M (RUS) - on goal |
|            |              | 1 : 0        | RUS        | 21        | PETROV E      |     | - Scored 31 YU MG (KOR) - on goal            |
|            |              | 0 : 0        | RUS        | 8         | LISOV D       |     | - Saved by goalie 31 YU MG (KOR) - on goal   |
|            |              | 0 : 1        | KOR        | 68        | HAN MS        |     | - Scored 1 IVANOV M (RUS) - on goal          |
| <b>GWG</b> | <b>50:00</b> | <b>2 : 3</b> | <b>KOR</b> | <b>68</b> | <b>HAN MS</b> | (2) |  |



SAT 8 MAR 2014  
Start Time 20:00 / End Time 22:17

Preliminary round - Group B, Game 4

Предварительный раунд - Группа В, Матч 4

Goalkeeper Records

Team : RUS - Russian Federation

Team : KOR - Korea

| No | Name               | SOG | SVS | MIP   |
|----|--------------------|-----|-----|-------|
| 1  | IVANOV Mikhail     | 9   | 6   | 50:00 |
| 20 | KAMANTCEV Vladimir |     |     |       |

| No | Name             | SOG | SVS | MIP   |
|----|------------------|-----|-----|-------|
| 31 | YU Man-Gyun      | 21  | 19  | 50:00 |
| 74 | CHUNG Young-Hoon |     |     |       |

Game Statistics

Team : RUS (red)

Head Coach : SAMOYLOV Sergey

| No           | Pos | Name                | Gen | G        | A        | P        | PIM      | FO+       | FO-       | FO+/-     | FO%          | Shots on Goal |          |          |          |           | +/-  | Time on Ice |      |       |      |       |      |      |
|--------------|-----|---------------------|-----|----------|----------|----------|----------|-----------|-----------|-----------|--------------|---------------|----------|----------|----------|-----------|------|-------------|------|-------|------|-------|------|------|
|              |     |                     |     |          |          |          |          |           |           |           |              | 1             | 2        | 3        | OT       | TS        |      | 1           | 2    | 3     | OT   | TOT   | SHF  | AVG  |
| 2            | D   | LYSOV Aleksei       | M   | 0        | 0        | 0        | 2        | 0         | 0         | 0         | 0.00         | 1             | 1        | 1        | 1        | 4         | +1   | 8:59        | 9:45 | 7:57  | 3:18 | 29:59 | 19   | 1:34 |
| 8            | F   | LISOV Dmitrii +C    | M   | 0        | 0        | 0        | 0        | 1         | 3         | -2        | 25.00        | 0             | 0        | 2        | 0        | 2         | 0    | 8:57        | 8:10 | 9:13  | 3:52 | 30:12 | 19   | 1:35 |
| 17           | D   | SELYUKIN Vadim +A   | M   | 0        | 0        | 0        | 0        | 0         | 1         | -1        | 0.00         | 1             | 0        | 0        | 0        | 1         | 0    | 8:31        | 9:34 | 10:26 | 3:18 | 31:49 | 18   | 1:46 |
| 22           | F   | TERENTYEV Nikolay   | M   | 0        | 0        | 0        | 0        | 0         | 0         | 0         | 0.00         | 0             | 1        | 0        | 1        | 2         | 0    | 8:17        | 6:14 | 0:00  | 1:54 | 16:25 | 12   | 1:22 |
| 23           | F   | VOLKOV Ilia +A      | M   | 0        | 0        | 0        | 10       | 10        | 0         | 0         | 50.00        | 1             | 2        | 0        | 0        | 3         | 0    | 9:09        | 8:24 | 7:56  | 1:11 | 26:40 | 17   | 1:34 |
| 5            | D   | VARLAKOV Vasilii    | M   | 1        | 1        | 2        | 0        | 0         | 0         | 0         | 0.00         | 1             | 1        | 0        | 0        | 2         | +2   | 6:45        | 5:32 | 6:16  | 1:41 | 20:14 | 16   | 1:15 |
| 6            | D   | LITVINENKO Vladimir | M   | 0        | 0        | 0        | 0        | 0         | 0         | 0         | 0.00         | 0             | 1        | 0        | 1        | 2         | +1   | 5:41        | 5:12 | 5:15  | 1:41 | 17:49 | 15   | 1:11 |
| 9            | F   | SHIKHOV Konstantin  | M   | 0        | 0        | 0        | 2        | 0         | 2         | -2        | 0.00         | 2             | 0        | 0        | 0        | 2         | +2   | 6:00        | 5:17 | 7:29  | 1:07 | 19:53 | 14   | 1:25 |
| 11           | F   | AMOSOV Alexey       | M   | 0        | 1        | 1        | 2        | 9         | 9         | 0         | 50.00        | 1             | 0        | 0        | 0        | 1         | +2   | 5:46        | 5:11 | 5:17  | 0:00 | 16:14 | 14   | 1:09 |
| 21           | F   | PETROV Evgeny       | M   | 1        | 1        | 2        | 0        | 0         | 1         | -1        | 0.00         | 0             | 1        | 1        | 0        | 2         | +2   | 6:35        | 7:58 | 7:26  | 1:53 | 23:52 | 16   | 1:29 |
| 14           | F   | POPOV Ilia          | M   | 0        | 0        | 0        | 0        | 0         | 0         | 0         | 0.00         | 0             | 0        | 0        | 0        | 0         | 0:00 | 0:00        | 0:00 | 0:00  | 0:00 | 0     | 0:00 |      |
| 16           | F   | DVINIANINOV Andrey  | M   | 0        | 0        | 0        | 0        | 0         | 0         | 0         | 0.00         | 0             | 0        | 0        | 0        | 0         | 0:00 | 1:15        | 5:44 | 0:00  | 6:59 | 5     | 1:23 |      |
| 19           | D   | KUZNETSOV Ivan      | M   | 0        | 0        | 0        | 0        | 0         | 0         | 0         | 0.00         | 0             | 0        | 0        | 0        | 0         | 0:00 | 0:00        | 0:00 | 0:00  | 0:00 | 0     | 0:00 |      |
| 1            | GK  | IVANOV Mikhail      | M   | 0        | 0        | 0        | 0        |           |           |           |              | 0             | 0        | 0        | 0        | 0         |      |             |      |       |      |       |      |      |
| 20           | GK  | KAMANTCEV Vladimir  | M   | 0        | 0        | 0        | 0        |           |           |           |              | 0             | 0        | 0        | 0        | 0         |      |             |      |       |      |       |      |      |
| <b>Total</b> |     |                     |     | <b>2</b> | <b>3</b> | <b>5</b> | <b>6</b> | <b>20</b> | <b>26</b> | <b>-6</b> | <b>43.48</b> | <b>7</b>      | <b>7</b> | <b>4</b> | <b>3</b> | <b>21</b> |      |             |      |       |      |       |      |      |

Team : KOR (white)

Head Coach : KIM Ik-Hwan

| No           | Pos | Name              | Gen | G        | A        | P        | PIM      | FO+       | FO-       | FO+/-    | FO%          | Shots on Goal |          |          |          |          | +/-   | Time on Ice |      |      |       |       |      |      |
|--------------|-----|-------------------|-----|----------|----------|----------|----------|-----------|-----------|----------|--------------|---------------|----------|----------|----------|----------|-------|-------------|------|------|-------|-------|------|------|
|              |     |                   |     |          |          |          |          |           |           |          |              | 1             | 2        | 3        | OT       | TS       |       | 1           | 2    | 3    | OT    | TOT   | SHF  | AVG  |
| 14           | F   | JUNG Seung-Hwan   | M   | 0        | 2        | 2        | 0        | 0         | 0         | 0        | 0.00         | 1             | 1        | 0        | 0        | 2        | -1    | 9:34        | 8:47 | 9:56 | 2:38  | 30:55 | 22   | 1:24 |
| 27           | F   | CHO Byeong-Seok   | M   | 1        | 0        | 1        | 0        | 0         | 0         | 0        | 0.00         | 0             | 1        | 1        | 0        | 2        | -1    | 6:20        | 7:54 | 5:45 | 0:00  | 19:59 | 15   | 1:19 |
| 28           | D   | LEE Jong-Kyung +C | M   | 0        | 0        | 0        | 14       | 11        | 3         | 56.00    | 0            | 1             | 0        | 0        | 1        | -1       | 10:01 | 8:30        | 9:16 | 2:10 | 29:57 | 22    | 1:21 |      |
| 68           | D   | HAN Min-Su        | M   | 2        | 0        | 2        | 0        | 0         | 0         | 0        | 0.00         | 0             | 1        | 0        | 1        | 2        | 0     | 8:37        | 6:21 | 8:56 | 3:10  | 27:04 | 22   | 1:13 |
| 90           | D   | PARK Woo-Chul     | M   | 0        | 2        | 2        | 4        | 0         | 0         | 0        | 0.00         | 0             | 0        | 0        | 0        | 0        | -1    | 7:48        | 8:32 | 7:26 | 3:45  | 27:31 | 22   | 1:15 |
| 4            | D   | SA Sung-Keun      | M   | 0        | 0        | 0        | 0        | 0         | 0         | 0        | 0.00         | 0             | 0        | 0        | 0        | 0        | 0     | 2:46        | 0:00 | 0:00 | 0:00  | 2:46  | 4    | 0:41 |
| 10           | D   | CHO Young-Jae     | M   | 0        | 0        | 0        | 0        | 0         | 0         | 0        | 0.00         | 1             | 0        | 0        | 0        | 1        | -1    | 6:58        | 7:33 | 6:04 | 1:50  | 22:25 | 20   | 1:07 |
| 20           | D   | JANG Dong-Shin +A | M   | 0        | 0        | 0        | 0        | 0         | 0         | 0        | 0.00         | 0             | 0        | 0        | 0        | 0        | -2    | 6:09        | 7:35 | 7:55 | 1:12  | 22:51 | 19   | 1:12 |
| 55           | F   | JANG Jong-Ho +A   | M   | 0        | 0        | 0        | 0        | 5         | 2         | 3        | 71.43        | 0             | 0        | 0        | 0        | 0        | -1    | 3:17        | 5:03 | 3:28 | 0:00  | 11:48 | 14   | 0:50 |
| 88           | D   | PARK Sang-Hyeon   | M   | 0        | 0        | 0        | 2        | 7         | 6         | 1        | 53.85        | 0             | 0        | 1        | 0        | 1        | -1    | 7:25        | 6:29 | 6:45 | 2:49  | 23:28 | 20   | 1:10 |
| 11           | F   | CHOI Bae-Suk      | M   | 0        | 0        | 0        | 0        | 0         | 1         | -1       | 0.00         | 0             | 0        | 0        | 0        | 0        | 0     | 0:00        | 0:00 | 0:00 | 0:00  | 0:00  | 0    | 0:00 |
| 12           | F   | KIM Young-Sung    | M   | 0        | 0        | 0        | 0        | 0         | 0         | 0        | 0.00         | 0             | 0        | 0        | 0        | 0        | -1    | 1:32        | 1:51 | 1:55 | 0:00  | 5:18  | 4    | 1:19 |
| 26           | F   | KIM Dea-Jung      | M   | 0        | 0        | 0        | 0        | 0         | 0         | 0        | 0.00         | 0             | 0        | 0        | 0        | 0        | 0     | 2:40        | 6:27 | 3:44 | 2:21  | 15:12 | 15   | 1:00 |
| 31           | GK  | YU Man-Gyun       | M   | 0        | 0        | 0        | 0        |           |           |          |              | 0             | 0        | 0        | 0        | 0        |       |             |      |      |       |       |      |      |
| 74           | GK  | CHUNG Young-Hoon  | M   | 0        | 0        | 0        | 0        |           |           |          |              | 0             | 0        | 0        | 0        | 0        |       |             |      |      |       |       |      |      |
| <b>Total</b> |     |                   |     | <b>3</b> | <b>4</b> | <b>7</b> | <b>6</b> | <b>26</b> | <b>20</b> | <b>6</b> | <b>56.52</b> | <b>2</b>      | <b>4</b> | <b>2</b> | <b>1</b> | <b>9</b> |       |             |      |      |       |       |      |      |

Group B

| R | Team | GP | W | OTW | OTL | L | GDF | GF : GA | PTS |
|---|------|----|---|-----|-----|---|-----|---------|-----|
| 1 | USA  | 1  | 1 | 0   | 0   | 0 | +4  | 5 : 1   | 3   |
| 2 | KOR  | 1  | 0 | 1   | 0   | 0 | +1  | 3 : 2   | 2   |
| 3 | RUS  | 1  | 0 | 0   | 1   | 0 | -1  | 2 : 3   | 1   |
| 4 | ITA  | 1  | 0 | 0   | 0   | 1 | -4  | 1 : 5   | 0   |

|     | ITA              | KOR              | RUS              | USA              |
|-----|------------------|------------------|------------------|------------------|
| ITA | *****            | TUE 11 MAR 09:30 | SUN 09 MAR 20:00 | 1:5              |
| KOR | TUE 11 MAR 09:30 | *****            | 3:2              | SUN 09 MAR 16:30 |
| RUS | SUN 09 MAR 20:00 | 2:3              | *****            | TUE 11 MAR 16:30 |
| USA | 5:1              | SUN 09 MAR 16:30 | TUE 11 MAR 16:30 | *****            |



**LEGEND**

|  |   |  |                               |
|--|---|--|-------------------------------|
| <b>(G)</b> Goals in tournament         | <b>*</b> does not count for Plus/minus        | <b>+/-</b> Plus/minus net              | <b>+A</b> Assistant captain   |
| <b>+C</b> Captain                      | <b>A</b> Assists                              | <b>AVG</b> Average time on ice / shift | <b>D</b> Defence              |
| <b>EQ</b> Equal strength               | <b>ET/Res</b> Penalty end time/Result of game | <b>F</b> Forward                       | <b>FO-</b> Face-offs lost     |
| <b>FO%</b> Face-offs won as percentage | <b>FO+</b> Face-offs won                      | <b>FO+/-</b> Face-offs net             | <b>G</b> Goals                |
| <b>GA</b> Goals against                | <b>GDF</b> Goal difference                    | <b>Gen</b> Gender                      | <b>GF</b> Goals for           |
| <b>GK</b> Goalkeeper                   | <b>GP</b> Games played                        | <b>GWG</b> Game winning goal           | <b>GWS</b> Game winning shots |
| <b>L</b> Losses                        | <b>M</b> Male                                 | <b>MIP</b> Minutes in play (GK)        | <b>No</b> Jersey number       |
| <b>OT</b> Overtime                     | <b>OTL</b> Overtime losses                    | <b>OTW</b> Overtime wins               | <b>P</b> Points               |
| <b>PIM</b> Penalties in minutes        | <b>Pos</b> Position                           | <b>PP1</b> Power play - 1 player       | <b>PPG</b> Power play goals   |
| <b>PTS</b> Points                      | <b>R</b> Rank                                 | <b>SHF</b> Number of shifts            | <b>SHG</b> Shorthanded goals  |
| <b>SOG</b> Shots on goal               | <b>SVS</b> Saves                              | <b>TOT</b> Total                       | <b>TPP</b> Time on power play |
| <b>TS</b> Total shots                  | <b>W</b> Wins                                 |  |                               |



Shot Chart

Таблица бросков

RUS - KOR

Shots by KOR

Goals (o): 0

SSG (+): 2

SSP (<): 0

SPG (-): 1



GK 1 of RUS

Shots by RUS

Goals (o): 1

SSG (+): 6

SSP (<): 0

SPG (-): 0



GK 31 of KOR

Shots by KOR

Goals (o): 1

SSG (+): 1

SSP (<): 0

SPG (-): 0



GK 1 of RUS

Shots by RUS

Goals (o): 1

SSG (+): 9

SSP (>): 0

SPG (-): 6



GK 31 of KOR

Shots by KOR

Goals (o): 1

SSG (+): 3

SSP (>): 0

SPG (-): 2



GK 1 of RUS

Shots by RUS

Goals (o): 0

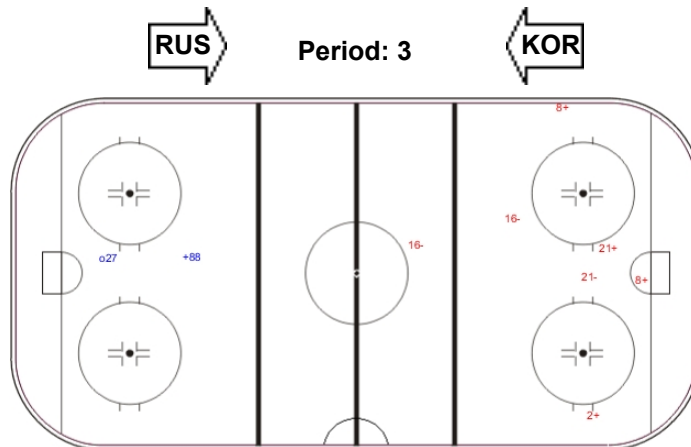
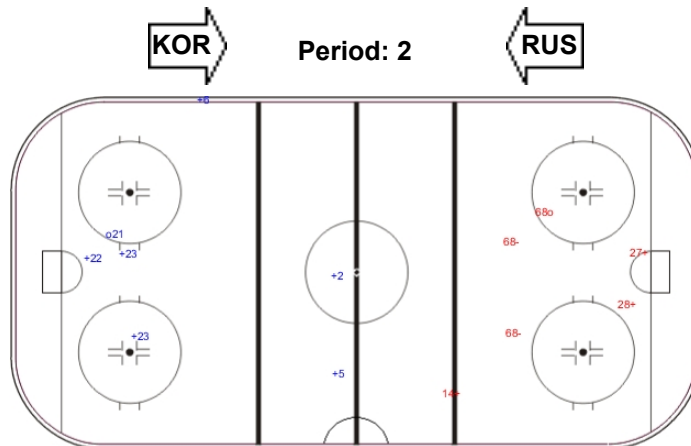
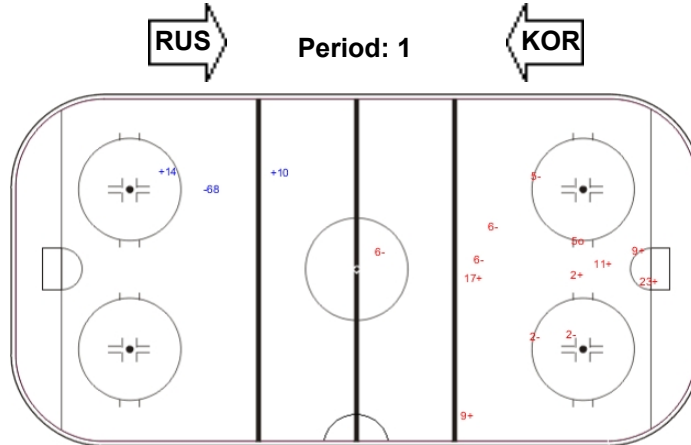
SSG (+): 4

SSP (>): 0

SPG (-): 3



GK 31 of KOR







SAT 8 MAR 2014

Start Time 20:00

Shots by KOR

Goals (o): 0

SSG (+): 0

SSP (<): 0

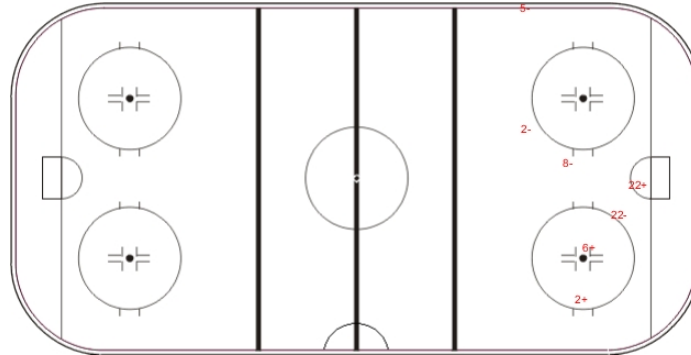
SPG (-): 0



GK 1 of RUS



Overtime



Shots by RUS

Goals (o): 0

SSG (+): 3

SSP (>): 0

SPG (-): 4



GK 31 of KOR

LEGEND

**GK** Goalkeeper

**SPG** Shots past goal

**SSG** Shots saved by goalkeeper

**SSP** Shots saved by player



SAT 8 MAR 2014

Start Time 20:00

Preliminary round - Group B, Game 4

Предварительный раунд - Группа B, Матч 4

## Face-off Chart

Таблица вбрасываний

### RUS - KOR

#### PERIOD 1

|                     | RUS       |           | KOR          |              | RUS       |           | KOR       |           | Total wins<br>all zones   |     |     |         |         |
|---------------------|-----------|-----------|--------------|--------------|-----------|-----------|-----------|-----------|---|-----|-----|---------|---------|
|                     | Def. zone | Att. zone | Neutral zone | Neutral zone | Att. zone | Def. zone | Att. zone | Def. zone |   |     |     |         |         |
|                     | - 23      | + 55      | - 23         | + 28         | + 23      | - 88      | - 23      | + 88      | <table border="1"> <thead> <tr> <th>RUS</th> <th>KOR</th> </tr> </thead> <tbody> <tr> <td>6 / 40%</td> <td>9 / 60%</td> </tr> </tbody> </table> | RUS | KOR | 6 / 40% | 9 / 60% |
| RUS                 | KOR       |           |              |              |           |           |           |           |   |     |     |         |         |
| 6 / 40%             | 9 / 60%   |           |              |              |           |           |           |           |   |     |     |         |         |
|                     | - 23      | + 28      | + 23         | - 88         | - 23      | + 88      | + 11      | - 28      |   |     |     |         |         |
|                     | - 11      | + 88      | + 23         | - 28         | + 23      | - 28      | - 11      | + 28      |   |     |     |         |         |
|                     | - 23      | + 55      |              |              | + 11      | - 88      | + 11      | - 88      |   |     |     |         |         |
|                     | - 11      | + 28      |              |              | - 11      | + 28      | - 11      | + 28      |   |     |     |         |         |
| Total wins / period | 0 / 0%    | 5 / 100%  | 2 / 67%      | 1 / 33%      | 4 / 57%   | 3 / 43%   |           |           |   |     |     |         |         |

#### PERIOD 2

|                     | RUS       |           | KOR          |              | RUS       |           | KOR       |           | Total wins<br>all zones  |     |     |          |         |
|---------------------|-----------|-----------|--------------|--------------|-----------|-----------|-----------|-----------|--|-----|-----|----------|---------|
|                     | Def. zone | Att. zone | Neutral zone | Neutral zone | Att. zone | Def. zone | Att. zone | Def. zone |  |     |     |          |         |
|                     | + 11      | - 55      | - 23         | + 28         | - 23      | + 28      | + 11      | - 88      | <table border="1"> <thead> <tr> <th>RUS</th> <th>KOR</th> </tr> </thead> <tbody> <tr> <td>10 / 63%</td> <td>6 / 37%</td> </tr> </tbody> </table> | RUS | KOR | 10 / 63% | 6 / 37% |
| RUS                 | KOR       |           |              |              |           |           |           |           |  |     |     |          |         |
| 10 / 63%            | 6 / 37%   |           |              |              |           |           |           |           |  |     |     |          |         |
|                     | - 11      | + 55      | + 11         | - 88         | + 11      | - 88      | + 23      | - 28      |  |     |     |          |         |
|                     | - 8       | + 55      | + 11         | - 88         | + 23      | - 28      | + 23      | - 28      |  |     |     |          |         |
|                     | + 23      | - 55      | + 11         | - 28         |           |           |           |           |  |     |     |          |         |
|                     | + 11      | - 11      | + 23         | - 28         |           |           |           |           |  |     |     |          |         |
| Total wins / period | 3 / 43%   | 4 / 57%   | 4 / 80%      | 1 / 20%      | 3 / 75%   | 1 / 25%   |           |           |  |     |     |          |         |

#### PERIOD 3

|                     | RUS       |           | KOR          |              | RUS       |           | KOR       |           | Total wins<br>all zones   |     |     |         |         |
|---------------------|-----------|-----------|--------------|--------------|-----------|-----------|-----------|-----------|---|-----|-----|---------|---------|
|                     | Def. zone | Att. zone | Neutral zone | Neutral zone | Att. zone | Def. zone | Att. zone | Def. zone |   |     |     |         |         |
|                     | - 9       | + 28      | - 23         | + 28         | - 11      | + 88      | + 23      | - 28      | <table border="1"> <thead> <tr> <th>RUS</th> <th>KOR</th> </tr> </thead> <tbody> <tr> <td>3 / 33%</td> <td>6 / 67%</td> </tr> </tbody> </table> | RUS | KOR | 3 / 33% | 6 / 67% |
| RUS                 | KOR       |           |              |              |           |           |           |           |   |     |     |         |         |
| 3 / 33%             | 6 / 67%   |           |              |              |           |           |           |           |   |     |     |         |         |
|                     | + 11      | - 28      | - 11         | + 88         | + 23      | - 28      | - 11      | + 28      |   |     |     |         |         |
|                     |           |           |              |              | - 11      | + 28      | - 11      | + 28      |   |     |     |         |         |
|                     |           |           |              |              | + 23      | - 28      |           |           |   |     |     |         |         |
|                     |           |           |              |              |           |           |           |           |   |     |     |         |         |
| Total wins / period | 1 / 50%   | 1 / 50%   | 0 / 0%       | 2 / 100%     | 2 / 40%   | 3 / 60%   |           |           |   |     |     |         |         |

#### OVERTIME

|                     | RUS       |           | KOR          |              | RUS       |           | KOR       |           | Total wins<br>all zones   |     |     |         |         |
|---------------------|-----------|-----------|--------------|--------------|-----------|-----------|-----------|-----------|---|-----|-----|---------|---------|
|                     | Def. zone | Att. zone | Neutral zone | Neutral zone | Att. zone | Def. zone | Att. zone | Def. zone |   |     |     |         |         |
|                     | + 8       | - 28      | - 23         | + 28         | - 9       | + 88      | - 8       | + 28      | <table border="1"> <thead> <tr> <th>RUS</th> <th>KOR</th> </tr> </thead> <tbody> <tr> <td>1 / 17%</td> <td>5 / 83%</td> </tr> </tbody> </table> | RUS | KOR | 1 / 17% | 5 / 83% |
| RUS                 | KOR       |           |              |              |           |           |           |           |   |     |     |         |         |
| 1 / 17%             | 5 / 83%   |           |              |              |           |           |           |           |   |     |     |         |         |
|                     |           |           |              |              | - 8       | + 28      | - 8       | + 88      |   |     |     |         |         |
|                     |           |           |              |              | - 8       | + 88      | - 21      | + 88      |   |     |     |         |         |
|                     |           |           |              |              |           |           |           |           |   |     |     |         |         |
|                     |           |           |              |              |           |           |           |           |   |     |     |         |         |
| Total wins / period | 1 / 100%  | 0 / 0%    | 0 / 0%       | 1 / 100%     | 0 / 0%    | 4 / 100%  |           |           |   |     |     |         |         |



**TOTAL**

|                   | RUS       |           | KOR          |              | RUS       |           | KOR       |           | Total wins all zones |     |
|-------------------|-----------|-----------|--------------|--------------|-----------|-----------|-----------|-----------|----------------------|-----|
|                   | Def. zone | Att. zone | Neutral zone | Neutral zone | Att. zone | Def. zone | Att. zone | Def. zone | RUS                  | KOR |
| Total wins / game | 5 / 33%   | 10 / 67%  | 6 / 55%      | 5 / 45%      | 9 / 45%   | 11 / 55%  | 20 / 43%  | 26 / 57%  |                      |     |



HEAD TO HEAD

|          |    | KOR     |           |          |           |           |           |          |          |          |
|----------|----|---------|-----------|----------|-----------|-----------|-----------|----------|----------|----------|
| No.      |    | 11      | 28        | 55       | 88        | Tot       | wins RUS  | Dz       | Nz       | Az       |
| RUS      | 8  |         | 1 - 1     | 0 - 1    | 0 - 1     | 4         | 1<br>25%  | 1<br>50% |          | 0<br>0%  |
|          | 9  |         | 0 - 1     |          | 0 - 1     | 2         | 0<br>0%   | 0<br>0%  |          | 0<br>0%  |
|          | 11 | 1 - 0   | 3 - 5     | 1 - 1    | 4 - 3     | 18        | 9<br>50%  | 3<br>50% | 3<br>75% | 3<br>38% |
|          | 17 |         | 0 - 1     |          |           | 1         | 0<br>0%   | 0<br>0%  |          |          |
|          | 21 |         |           |          | 0 - 1     | 1         | 0<br>0%   |          |          | 0<br>0%  |
|          | 23 |         | 7 - 6     | 1 - 3    | 2 - 1     | 20        | 10<br>50% | 1<br>20% | 3<br>43% | 6<br>75% |
| Tot      |    | 1       | 25        | 7        | 13        | 46        | 20<br>43% | 5<br>33% | 6<br>55% | 9<br>45% |
| wins KOR |    | 0<br>0% | 14<br>56% | 5<br>71% | 7<br>54%  | 26<br>57% |           |          |          |          |
| Dz       |    |         | 6<br>50%  |          | 5<br>63%  | 11<br>55% |           |          |          |          |
| Nz       |    |         | 4<br>57%  |          | 1<br>25%  | 5<br>45%  |           |          |          |          |
| Az       |    | 0<br>0% | 4<br>67%  | 5<br>71% | 1<br>100% | 10<br>67% |           |          |          |          |

LEGEND

Az Attacking zone Dz Defending zone Nz Neutral zone Tot Total face-offs played



## Line-Ups

Составы

### CZE - SWE

#### Referee(s)

SAMOYLOV Igor (RUS)

#### Goalkeepers

Team: CZE

| No | Name           | Gen |
|----|----------------|-----|
| 6  | VAPENKA Michal | M   |
| 64 | HULIN Libor    | M   |

#### Team Line-ups

Team: CZE (red)

| No | Pos | Name               | Gen |
|----|-----|--------------------|-----|
| 7  | D   | MOTYCKA David      | M   |
| 10 | D   | BERGER Jiri        | M   |
| 24 | F   | SAFRANEK Zdenek +C | M   |
| 74 | F   | GEIER Michal       | M   |
| 82 | F   | HABL Zdenek +A     | M   |
| 21 | D   | KVOCH Tomas        | M   |
| 29 | D   | KUBES Pavel +A     | M   |
| 30 | F   | FOJTIK Erik        | M   |
| 75 | F   | RAUL Jiri          | M   |
| 96 | F   | KRUPICKA Zdenek    | M   |
| 77 | F   | PALAT David        | M   |

Head Coach: BRIZA Jiri

#### NOT DRESSED:

|    |   |                |   |
|----|---|----------------|---|
| 65 | D | HRBEK Miroslav | M |
|----|---|----------------|---|

#### Linesmen

CLARK Matthew (CAN) , KLOCHKOV Dmitriy (RUS)

Team: SWE

| No | Name          | Gen |
|----|---------------|-----|
| 5  | NILSSON Ulf   | M   |
| 14 | JONSSON Kenth | M   |

Team: SWE (yellow)

| No | Pos | Name                 | Gen |
|----|-----|----------------------|-----|
| 3  | D   | INGVARSSON Niklas +A | M   |
| 11 | D   | LUNDGREN Rasmus      | M   |
| 21 | D   | HOLM Marcus +A       | M   |
| 8  | F   | KASPERI Per          | M   |
| 20 | F   | RAKOS Niklas         | M   |
| 15 | D   | HEDBERG Christian    | M   |
| 4  | F   | OLSSON Stefan        | M   |
| 18 | F   | OJALA Peter +C       | M   |
| 19 | F   | FROM Gunnar          | M   |

Head Coach: LUNDGREN Jorgen

#### NOT DRESSED:

|   |   |                              |   |
|---|---|------------------------------|---|
| 2 | F | SILVSTRAND OLSSON Axel Filip | M |
| 6 | F | ANDERSON Aron                | M |
| 7 | D | WISTRAND Anders              | M |

#### LEGEND

|           |               |            |          |            |                   |           |         |
|-----------|---------------|------------|----------|------------|-------------------|-----------|---------|
| <b>D</b>  | Defence       | <b>F</b>   | Forward  | <b>Gen</b> | Gender            | <b>M</b>  | Male    |
| <b>No</b> | Jersey number | <b>Pos</b> | Position | <b>+A</b>  | Assistant captain | <b>+C</b> | Captain |



SUN 9 MAR 2014

Start Time 09:30 / End Time 11:47

Preliminary round - Group A, Game 5

Предварительный раунд - Группа А, Матч 5

## Game Summary

Общая игровая статистика

**CZE - SWE 2 - 1 (0 - 0, 0 - 0, 1 - 1, 0 - 0, 1 - 0)**

| Spectators | Referee(s)          | Linesmen                                     |
|------------|---------------------|--|
| 2285       | SAMOYLOV Igor (RUS) | CLARK Matthew (CAN) , KLOCHKOV Dmitriy (RUS) |

### Team Statistics

| Period       | Score        | SVS           | SOG           | PIM          | TPP                  | PPG          | SHG          |
|--------------|--------------|---------------|---------------|--------------|----------------------|--------------|--------------|
| 1            | 0 : 0        | 4 : 5         | 5 : 4         | 2 : 2        | 01:02 : 01:02        | 0 : 0        | 0 : 0        |
| 2            | 0 : 0        | 3 : 8         | 8 : 3         | 2 : 2        | 02:00 : 02:00        | 0 : 0        | 0 : 0        |
| 3            | 1 : 1        | 1 : 5         | 6 : 2         | 0 : 0        | 00:00 : 00:00        | 0 : 0        | 0 : 0        |
| OT           | 0 : 0        | 0 : 2         | 2 : 0         | 0 : 0        | 00:00 : 00:00        | 0 : 0        | 0 : 0        |
| GWS          | 1 : 0        | 0 : 0         | 1 : 0         | 0 : 0        | 00:00 : 00:00        | 0 : 0        | 0 : 0        |
| <b>Total</b> | <b>2 : 1</b> | <b>8 : 20</b> | <b>22 : 9</b> | <b>4 : 4</b> | <b>03:02 : 03:02</b> | <b>0 : 0</b> | <b>0 : 0</b> |

### 1st Period

| Action  | Time  | ET/Res | Team | Type   | No | Name       | (G) Name of Assistant(s) / Action Description |
|---------|-------|--------|------|--------|----|------------|---|
| GK      | 00:00 |        | CZE  |        | 6  | VAPENKA M  | - Goalkeeper in                               |
| GK      | 00:00 |        | SWE  |        | 5  | NILSSON U  | - Goalkeeper in                               |
| Penalty | 03:10 | 05:10  | SWE  | 2 min. | 11 | LUNDGREN R | - Holding an opponent                         |
| Penalty | 04:12 | 06:12  | CZE  | 2 min. | 75 | RAUL J     | - Hooking                                     |

### 2nd Period

| Action  | Time  | ET/Res | Team | Type   | No | Name   | (G) Name of Assistant(s) / Action Description          |
|---------|-------|--------|------|--------|----|--------|--|
| Penalty | 19:31 | 21:31  | SWE  | 2 min. | 21 | HOLM M | - Holding an opponent                                  |
| Penalty | 24:53 | 26:53  | CZE  | 2 min. | -  | -      | - Too Many Players on the Ice / Served by: 7 MOTYCKA D |

### 3rd Period

| Action      | Time         | ET/Res       | Team       | Type      | No        | Name           | (G) Name of Assistant(s) / Action Description                    |
|-------------|--------------|--------------|------------|-----------|-----------|----------------|--|
| <b>Goal</b> | <b>36:12</b> | <b>1 : 0</b> | <b>CZE</b> | <b>EQ</b> | <b>77</b> | <b>PALAT D</b> | (1) On Ice CZE 6 21 29 30 77 96<br>SWE 5 3 8 11 20 21            |
| <b>Goal</b> | <b>40:39</b> | <b>1 : 1</b> | <b>SWE</b> | <b>EQ</b> | <b>21</b> | <b>HOLM M</b>  | (1) 8 KASPERI P On Ice CZE 6 7 10 24 74 82<br>SWE 5 3 8 11 18 21 |
| Time-out    | 43:26        |              | SWE        |           |           |                |  |

### Overtime

No game actions in this period

| Action | Time  | ET/Res | Team | Type | No | Name | (G) Name of Assistant(s) / Action Description |
|--------|-------|--------|------|------|----|------|---|
| GK     | 50:00 |        | CZE  |      |    |      | 6 VAPENKA M - Goalkeeper out                  |
| GK     | 50:00 |        | SWE  |      |    |      | 5 NILSSON U - Goalkeeper out                  |

### Game Winning Shots

| Action | Time  | Result | Team | No | Name         | (G) Action Description                        |
|--------|-------|--------|------|----|--------------|---|
|        |       | 0 : 0  | CZE  | 77 | PALAT D      | - Saved by goalie 5 NILSSON U (SWE) - on goal |
|        |       | 0 : 0  | SWE  | 11 | LUNDGREN R   | - Missed (right) 6 VAPENKA M (CZE) - on goal  |
|        |       | 0 : 0  | CZE  | 74 | GEIER M      | - Saved by goalie 5 NILSSON U (SWE) - on goal |
|        |       | 0 : 0  | SWE  | 8  | KASPERI P    | - Saved by goalie 6 VAPENKA M (CZE) - on goal |
|        |       | 1 : 0  | CZE  | 96 | KRUPICKA Z   | - Scored 5 NILSSON U (SWE) - on goal          |
|        |       | 0 : 0  | SWE  | 3  | INGVARSSON N | - Missed (height) 6 VAPENKA M (CZE) - on goal |
| GWG    | 50:00 | 1 : 0  | CZE  | 96 | KRUPICKA Z   | (1)   |

### Goalkeeper Records

Team : CZE - Czech Republic

| No | Name           | SOG | SVS | MIP   |
|----|----------------|-----|-----|-------|
| 6  | VAPENKA Michal | 9   | 8   | 50:00 |
| 64 | HULIN Libor    |     |     |       |

Team : SWE - Sweden

| No | Name          | SOG | SVS | MIP   |
|----|---------------|-----|-----|-------|
| 5  | NILSSON Ulf   | 22  | 20  | 50:00 |
| 14 | JONSSON Kenth |     |     |       |



SUN 9 MAR 2014

Start Time 09:30 / End Time 11:47

## Game Statistics

Team : CZE (red)

Head Coach : BRIZA Jiri

| No           | Pos | Name               | Gen | G        | A        | P        | PIM      | FO+       | FO-       | FO+/-     | Shots on Goal |          |          |          | +/-      | Time on Ice |    |       |       | TOT   | SHF  | AVG   |    |      |
|--------------|-----|--------------------|-----|----------|----------|----------|----------|-----------|-----------|-----------|---------------|----------|----------|----------|----------|-------------|----|-------|-------|-------|------|-------|----|------|
|              |     |                    |     |          |          |          |          |           |           |           | FO%           | 1        | 2        | 3        |          | OT          | TS | 1     | 2     |       |      |       | 3  | OT   |
| 7            | D   | MOTYCKA David      | M   | 0        | 0        | 0        | 0        | 0         | 0         | 0         | 0.00          | 0        | 1        | 0        | 0        | 1           | -1 | 6:25  | 8:36  | 9:14  | 3:00 | 27:15 | 24 | 1:08 |
| 10           | D   | BERGER Jiri        | M   | 0        | 0        | 0        | 0        | 0         | 0         | 0         | 0.00          | 2        | 1        | 0        | 1        | 4           | -1 | 6:22  | 9:43  | 10:34 | 3:06 | 29:45 | 23 | 1:17 |
| 24           | F   | SAFRANEK Zdenek +C | M   | 0        | 0        | 0        | 0        | 1         | 2         | -1        | 33.33         | 0        | 2        | 2        | 0        | 4           | -1 | 8:41  | 8:58  | 9:47  | 0:34 | 28:00 | 22 | 1:16 |
| 74           | F   | GEIER Michal       | M   | 0        | 0        | 0        | 0        | 0         | 0         | 0         | 0.00          | 0        | 1        | 0        | 1        | 2           | -1 | 10:01 | 8:54  | 8:46  | 2:51 | 30:32 | 24 | 1:16 |
| 82           | F   | HABL Zdenek +A     | M   | 0        | 0        | 0        | 0        | 16        | 19        | -3        | 45.71         | 2        | 0        | 0        | 0        | 2           | -1 | 9:13  | 10:00 | 8:49  | 3:44 | 31:46 | 24 | 1:19 |
| 21           | D   | KVOCH Tomas        | M   | 0        | 0        | 0        | 0        | 0         | 0         | 0         | 0.00          | 0        | 0        | 0        | 0        | 0           | +1 | 8:33  | 5:19  | 4:17  | 1:13 | 19:22 | 20 | 0:58 |
| 29           | D   | KUBES Pavel +A     | M   | 0        | 0        | 0        | 0        | 0         | 0         | 0         | 0.00          | 1        | 0        | 0        | 0        | 1           | +1 | 8:33  | 4:12  | 5:48  | 2:39 | 21:12 | 22 | 0:57 |
| 30           | F   | FOJTIK Erik        | M   | 0        | 0        | 0        | 0        | 12        | 11        | 1         | 52.17         | 0        | 1        | 0        | 0        | 1           | +1 | 5:43  | 6:16  | 6:09  | 1:13 | 19:21 | 24 | 0:48 |
| 75           | F   | RAUL Jiri          | M   | 0        | 0        | 0        | 2        | 0         | 0         | 0         | 0.00          | 0        | 0        | 0        | 0        | 0           | 0  | 5:13  | 0:00  | 0:00  | 0:00 | 5:13  | 7  | 0:44 |
| 96           | F   | KRUPICKA Zdenek    | M   | 1        | 0        | 1        | 0        | 0         | 0         | 0         | 0.00          | 0        | 2        | 2        | 1        | 5           | +1 | 4:01  | 4:19  | 6:10  | 0:57 | 15:27 | 20 | 0:46 |
| 77           | F   | PALAT David        | M   | 1        | 0        | 1        | 0        | 0         | 0         | 0         | 0.00          | 0        | 0        | 2        | 0        | 2           | +1 | 0:00  | 6:46  | 5:07  | 0:35 | 12:28 | 17 | 0:44 |
| 6            | GK  | VAPENKA Michal     | M   | 0        | 0        | 0        | 0        |           |           |           |               | 0        | 0        | 0        | 0        |             |    |       |       |       |      |       |    |      |
| 64           | GK  | HULIN Libor        | M   | 0        | 0        | 0        | 0        |           |           |           |               | 0        | 0        | 0        | 0        |             |    |       |       |       |      |       |    |      |
| <b>Total</b> |     |                    |     | <b>2</b> | <b>0</b> | <b>2</b> | <b>2</b> | <b>29</b> | <b>32</b> | <b>-3</b> | <b>47.54</b>  | <b>5</b> | <b>8</b> | <b>6</b> | <b>3</b> | <b>22</b>   |    |       |       |       |      |       |    |      |

Team : SWE (yellow)

Head Coach : LUNDGREN Jorgen

| No           | Pos | Name                 | Gen | G        | A        | P        | PIM      | FO+       | FO-       | FO+/-    | Shots on Goal |          |          |          | +/-      | Time on Ice |    |       |       | TOT   | SHF  | AVG   |    |       |
|--------------|-----|----------------------|-----|----------|----------|----------|----------|-----------|-----------|----------|---------------|----------|----------|----------|----------|-------------|----|-------|-------|-------|------|-------|----|-------|
|              |     |                      |     |          |          |          |          |           |           |          | FO%           | 1        | 2        | 3        |          | OT          | TS | 1     | 2     |       |      |       | 3  | OT    |
| 3            | D   | INGVARSSON Niklas +A | M   | 0        | 0        | 0        | 0        | 15        | 15        | 0        | 50.00         | 1        | 1        | 0        | 0        | 2           | 0  | 15:00 | 14:03 | 15:00 | 5:00 | 49:03 | 5  | 9:48  |
| 8            | F   | KASPERI Per          | M   | 0        | 1        | 1        | 0        | 2         | 3         | -1       | 40.00         | 2        | 1        | 0        | 0        | 3           | 0  | 15:00 | 15:00 | 15:00 | 5:00 | 50:00 | 4  | 12:30 |
| 11           | D   | LUNDGREN Rasmus      | M   | 0        | 0        | 0        | 2        | 4         | 3         | 1        | 57.14         | 1        | 1        | 0        | 0        | 2           | 0  | 12:59 | 15:00 | 15:00 | 5:00 | 47:59 | 5  | 9:35  |
| 20           | F   | RAKOS Niklas         | M   | 0        | 0        | 0        | 0        | 0         | 0         | 0        | 0.00          | 0        | 0        | 0        | 0        | 0           | -1 | 11:27 | 8:41  | 11:41 | 0:00 | 31:49 | 11 | 2:53  |
| 21           | D   | HOLM Marcus +A       | M   | 1        | 0        | 1        | 2        | 11        | 8         | 3        | 57.89         | 0        | 0        | 2        | 0        | 2           | 0  | 15:00 | 12:58 | 15:00 | 5:00 | 47:58 | 5  | 9:35  |
| 4            | F   | OLSSON Stefan        | M   | 0        | 0        | 0        | 0        | 0         | 0         | 0        | 0.00          | 0        | 0        | 0        | 0        | 0           | 0  | 0:00  | 0:00  | 0:00  | 0:00 | 0:00  | 0  | 0:00  |
| 15           | D   | HEDBERG Christian    | M   | 0        | 0        | 0        | 0        | 0         | 0         | 0        | 0.00          | 0        | 0        | 0        | 0        | 0           | 0  | 0:00  | 0:55  | 0:00  | 0:00 | 0:55  | 1  | 0:55  |
| 18           | F   | OJALA Peter +C       | M   | 0        | 0        | 0        | 0        | 0         | 0         | 0        | 0.00          | 0        | 0        | 0        | 0        | 0           | +1 | 3:33  | 6:18  | 3:17  | 0:00 | 13:08 | 8  | 1:38  |
| 19           | F   | FROM Gunnar          | M   | 0        | 0        | 0        | 0        | 0         | 0         | 0        | 0.00          | 0        | 0        | 0        | 0        | 0           | 0  | 0:00  | 0:00  | 0:00  | 0:00 | 0:00  | 0  | 0:00  |
| 5            | GK  | NILSSON Ulf          | M   | 0        | 0        | 0        | 0        |           |           |          |               | 0        | 0        | 0        | 0        |             |    |       |       |       |      |       |    |       |
| 14           | GK  | JONSSON Kenth        | M   | 0        | 0        | 0        | 0        |           |           |          |               | 0        | 0        | 0        | 0        |             |    |       |       |       |      |       |    |       |
| <b>Total</b> |     |                      |     | <b>1</b> | <b>1</b> | <b>2</b> | <b>4</b> | <b>32</b> | <b>29</b> | <b>3</b> | <b>52.46</b>  | <b>4</b> | <b>3</b> | <b>2</b> | <b>0</b> | <b>9</b>    |    |       |       |       |      |       |    |       |

## Group A

| R | Team | GP | W | OTW | OTL | L | GDF | GF : GA | PTS |
|---|------|----|---|-----|-----|---|-----|---------|-----|
| 1 | CAN  | 1  | 1 | 0   | 0   | 0 | +9  | 10 : 1  | 3   |
| 2 | CZE  | 2  | 0 | 1   | 1   | 0 | 0   | 3 : 3   | 3   |
| 3 | NOR  | 1  | 0 | 1   | 0   | 0 | +1  | 2 : 1   | 2   |
| 4 | SWE  | 2  | 0 | 0   | 1   | 1 | -10 | 2 : 12  | 1   |

|     | CAN              | CZE              | NOR              | SWE              |
|-----|------------------|------------------|------------------|------------------|
| CAN | *****            | TUE 11 MAR 20:00 | SUN 09 MAR 13:00 | 10:1             |
| CZE | TUE 11 MAR 20:00 | *****            | 1:2              | 2:1              |
| NOR | SUN 09 MAR 13:00 | 2:1              | *****            | TUE 11 MAR 13:00 |
| SWE | 1:10             | 1:2              | TUE 11 MAR 13:00 | *****            |

## LEGEND

|   |  |                               |  |
|---|--|-------------------------------|--|
| <b>(G)</b> Goals in tournament                | <b>+/-</b> Plus/minus net              | <b>+A</b> Assistant captain   | <b>+C</b> Captain                      |
| <b>A</b> Assists                              | <b>AVG</b> Average time on ice / shift | <b>D</b> Defence              | <b>EQ</b> Equal strength               |
| <b>ET/Res</b> Penalty end time/Result of game | <b>F</b> Forward                       | <b>FO-</b> Face-offs lost     | <b>FO%</b> Face-offs won as percentage |
| <b>FO+</b> Face-offs won                      | <b>FO+/-</b> Face-offs net             | <b>G</b> Goals                | <b>GA</b> Goals against                |
| <b>GDF</b> Goal difference                    | <b>Gen</b> Gender                      | <b>GF</b> Goals for           | <b>GK</b> Goalkeeper                   |
| <b>GP</b> Games played                        | <b>GWG</b> Game winning goal           | <b>GWS</b> Game winning shots | <b>L</b> Losses                        |
| <b>M</b> Male                                 | <b>MIP</b> Minutes in play (GK)        | <b>No</b> Jersey number       | <b>OT</b> Overtime                     |
| <b>OTL</b> Overtime losses                    | <b>OTW</b> Overtime wins               | <b>P</b> Points               | <b>PIM</b> Penalties in minutes        |
| <b>Pos</b> Position                           | <b>PPG</b> Power play goals            | <b>PTS</b> Points             | <b>R</b> Rank                          |
| <b>SHF</b> Number of shifts                   | <b>SHG</b> Shorthanded goals           | <b>SOG</b> Shots on goal      | <b>SVS</b> Saves                       |
| <b>TOT</b> Total                              | <b>TPP</b> Time on power play          | <b>TS</b> Total shots         | <b>W</b> Wins                          |



SUN 9 MAR 2014

Start Time 09:30

## Shot Chart

Таблица бросков

### CZE - SWE

Shots by SWE

Goals (o): 0 SSG (+): 4

SSP (<): 0 SPG (-): 2



GK 6 of CZE

Shots by CZE

Goals (o): 0 SSG (+): 8

SSP (<): 0 SPG (-): 2



GK 5 of SWE

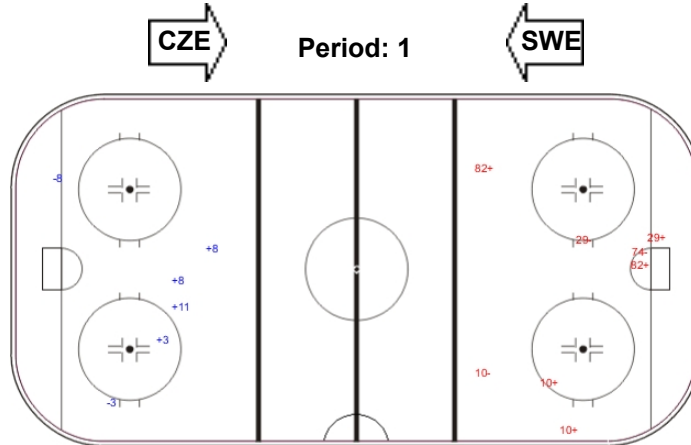
Shots by SWE

Goals (o): 1 SSG (+): 1

SSP (<): 0 SPG (-): 3



GK 6 of CZE



Shots by CZE

Goals (o): 0 SSG (+): 5

SSP (>): 0 SPG (-): 3



GK 5 of SWE

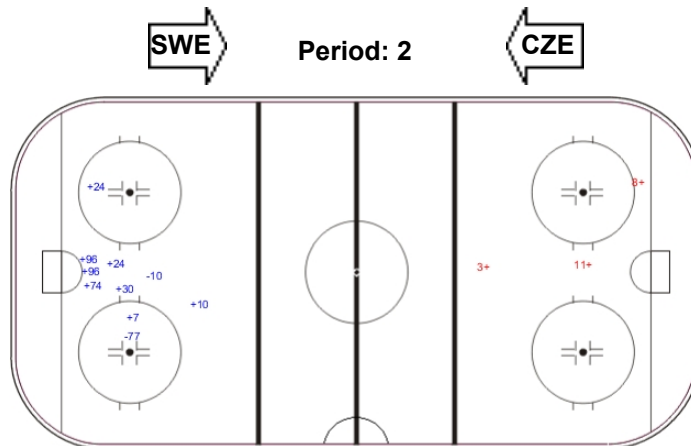
Shots by SWE

Goals (o): 0 SSG (+): 3

SSP (>): 0 SPG (-): 0



GK 6 of CZE



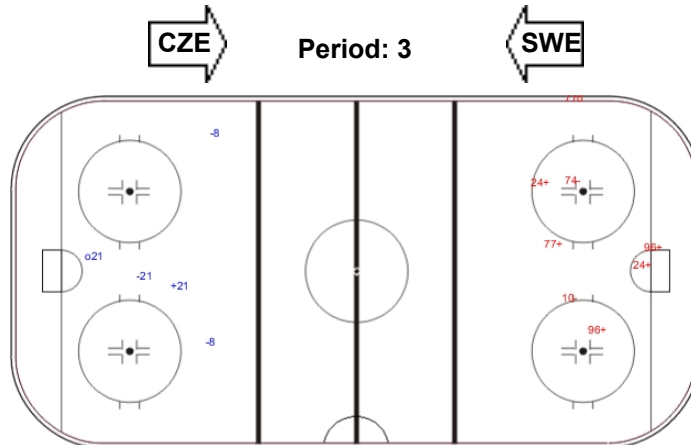
Shots by CZE

Goals (o): 1 SSG (+): 5

SSP (>): 0 SPG (-): 2



GK 5 of SWE







SUN 9 MAR 2014

Start Time 09:30

Shots by SWE

Goals (o): 0

SSG (+): 0

SSP (<): 0

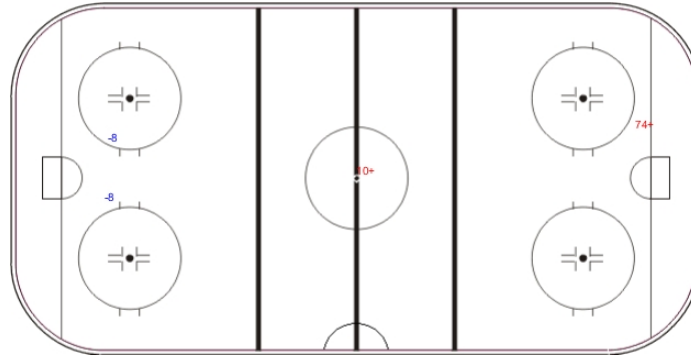
SPG (-): 2



GK 6 of CZE



Overtime



Shots by CZE

Goals (o): 0

SSG (+): 2

SSP (>): 0

SPG (-): 0



GK 5 of SWE

LEGEND

**GK** Goalkeeper

**SPG** Shots past goal

**SSG** Shots saved by goalkeeper

**SSP** Shots saved by player



## Face-off Chart

Таблица вбрасываний

### CZE - SWE

#### PERIOD 1

|                     | CZE       |           | SWE          |              | CZE       |           | SWE       |           |                         |
|---------------------|-----------|-----------|--------------|--------------|-----------|-----------|-----------|-----------|-------------------------|
|                     | Def. zone | Att. zone | Neutral zone | Neutral zone | Att. zone | Def. zone | Def. zone | Att. zone |                         |
|                     | - 82      | + 21      | - 82         | + 21         | + 30      | - 8       |           |           | Total wins<br>all zones |
|                     | - 82      | + 8       | + 82         | - 21         | + 30      | - 3       |           |           |                         |
|                     | + 24      | - 8       | - 30         | + 21         | - 30      | + 3       |           |           |                         |
|                     | + 82      | - 3       | + 82         | - 8          | + 82      | - 11      |           |           |                         |
|                     | - 82      | + 21      |              |              | - 30      | + 11      |           |           |                         |
|                     | + 82      | - 21      |              |              |           |           |           |           |                         |
|                     | - 30      | + 21      |              |              |           |           |           |           |                         |
|                     | - 82      | + 3       |              |              |           |           |           |           |                         |
|                     | - 82      | + 8       |              |              |           |           |           |           |                         |
| Total wins / period | 3 / 33%   | 6 / 67%   | 2 / 50%      | 2 / 50%      | 3 / 60%   | 2 / 40%   | 8 / 44%   | 10 / 56%  |                         |

#### PERIOD 2

|                     | CZE       |           | SWE          |              | CZE       |           | SWE       |           |                         |
|---------------------|-----------|-----------|--------------|--------------|-----------|-----------|-----------|-----------|-------------------------|
|                     | Def. zone | Att. zone | Neutral zone | Neutral zone | Att. zone | Def. zone | Def. zone | Att. zone |                         |
|                     | - 24      | + 21      | - 82         | + 21         | + 30      | - 3       |           |           | Total wins<br>all zones |
|                     | - 82      | + 3       | + 30         | - 21         | + 30      | - 11      |           |           |                         |
|                     | - 82      | + 3       |              |              | - 30      | + 11      |           |           |                         |
|                     | + 82      | - 3       |              |              | + 82      | - 3       |           |           |                         |
|                     | - 24      | + 3       |              |              | + 30      | - 3       |           |           |                         |
|                     | + 30      | - 21      |              |              | + 30      | - 11      |           |           |                         |
|                     |           |           |              |              | - 30      | + 3       |           |           |                         |
|                     |           |           |              |              | - 82      | + 3       |           |           |                         |
|                     |           |           |              |              | + 30      | - 3       |           |           |                         |
| Total wins / period | 2 / 33%   | 4 / 67%   | 1 / 50%      | 1 / 50%      | 6 / 67%   | 3 / 33%   | 9 / 53%   | 8 / 47%   |                         |

#### PERIOD 3

|                     | CZE       |           | SWE          |              | CZE       |           | SWE       |           |                         |
|---------------------|-----------|-----------|--------------|--------------|-----------|-----------|-----------|-----------|-------------------------|
|                     | Def. zone | Att. zone | Neutral zone | Neutral zone | Att. zone | Def. zone | Def. zone | Att. zone |                         |
|                     | - 82      | + 3       | + 82         | - 21         | - 30      | + 3       |           |           | Total wins<br>all zones |
|                     | - 82      | + 3       | + 82         | - 21         | - 82      | + 3       |           |           |                         |
|                     | - 82      | + 3       | - 30         | + 21         | + 30      | - 3       |           |           |                         |
|                     |           |           | - 30         | + 21         | + 82      | - 3       |           |           |                         |
|                     |           |           | - 30         | + 21         | + 82      | - 3       |           |           |                         |
|                     |           |           |              |              | + 82      | - 3       |           |           |                         |
|                     |           |           |              |              | + 82      | - 3       |           |           |                         |
|                     |           |           |              |              | + 82      | - 3       |           |           |                         |
|                     |           |           |              |              | + 82      | - 3       |           |           |                         |
| Total wins / period | 0 / 0%    | 3 / 100%  | 2 / 40%      | 3 / 60%      | 6 / 75%   | 2 / 25%   | 8 / 50%   | 8 / 50%   |                         |

#### OVERTIME



SUN 9 MAR 2014

Start Time 09:30

Preliminary round - Group A, Game 5

Предварительный раунд - Группа А, Матч 5

|                     | CZE       |           | SWE          |         | CZE       |           | SWE          |  | CZE       |           | SWE |  | Total wins<br>all zones |
|---------------------|-----------|-----------|--------------|---------|-----------|-----------|--------------|--|-----------|-----------|-----|--|-------------------------|
|                     | Def. zone | Att. zone | Neutral zone |         | Att. zone | Def. zone | Neutral zone |  | Att. zone | Def. zone |     |  |                         |
|                     | + 30      | - 3       | + 82         | - 21    | - 82      | + 11      |              |  | - 82      | + 11      |     |  |                         |
|                     | - 82      | + 3       | + 30         | - 21    | - 82      | + 11      |              |  |           |           |     |  |                         |
|                     | + 82      | - 3       | - 30         | + 21    |           |           |              |  |           |           |     |  |                         |
|                     | - 82      | + 3       |              |         |           |           |              |  |           |           |     |  |                         |
|                     | - 82      | + 3       |              |         |           |           |              |  |           |           |     |  |                         |
| Total wins / period | 2 / 40%   | 3 / 60%   | 2 / 67%      | 1 / 33% | 0 / 0%    | 2 / 100%  |              |  | 4 / 40%   | 6 / 60%   |     |  |                         |

TOTAL

|                   | CZE       |           | SWE          |         | CZE       |           | SWE          |  | CZE       |           | SWE |  | Total wins<br>all zones |
|-------------------|-----------|-----------|--------------|---------|-----------|-----------|--------------|--|-----------|-----------|-----|--|-------------------------|
|                   | Def. zone | Att. zone | Neutral zone |         | Att. zone | Def. zone | Neutral zone |  | Att. zone | Def. zone |     |  |                         |
| Total wins / game | 7 / 30%   | 16 / 70%  | 7 / 50%      | 7 / 50% | 15 / 63%  | 9 / 37%   |              |  | 29 / 48%  | 32 / 52%  |     |  |                         |



HEAD TO HEAD

|     |           | SWE       |          |          |           | Tot       | wins CZE  | Dz       | Nz       | Az        |
|-----|-----------|-----------|----------|----------|-----------|-----------|-----------|----------|----------|-----------|
| No. | 3         | 8         | 11       | 21       |           |           |           |          |          |           |
| CZE | 24        | 0 - 1     | 1 - 0    |          | 0 - 1     | 3         | 1<br>33%  | 1<br>33% |          |           |
|     | 30        | 6 - 3     | 1 - 0    | 2 - 2    | 3 - 6     | 23        | 12<br>52% | 2<br>67% | 2<br>29% | 8<br>62%  |
|     | 82        | 9 - 11    | 1 - 2    | 1 - 2    | 5 - 4     | 35        | 16<br>46% | 4<br>24% | 5<br>71% | 7<br>64%  |
|     | Tot       | 30        | 5        | 7        | 19        | 61        | 29<br>48% | 7<br>30% | 7<br>50% | 15<br>63% |
|     | wins SWE  | 15<br>50% | 2<br>40% | 4<br>57% | 11<br>58% | 32<br>52% |           |          |          |           |
|     | Dz        | 5<br>31%  | 0<br>0%  | 4<br>57% |           | 9<br>37%  |           |          |          |           |
| Nz  |           | 0<br>0%   |          | 7<br>54% | 7<br>50%  |           |           |          |          |           |
| Az  | 10<br>71% | 2<br>67%  |          | 4<br>67% | 16<br>70% |           |           |          |          |           |

LEGEND

Az Attacking zone Dz Defending zone Nz Neutral zone Tot Total face-offs played



## Line-Ups

Составы

## CAN - NOR

## Referee(s)

BERKEBILE Derek (USA)

## Goalkeepers

Team: CAN

| No | Name            | Gen |
|----|-----------------|-----|
| 30 | WATSON Corbin   | M   |
| 22 | ST-AMAND Benoit | M   |

## Team Line-ups

Team: CAN (black)

| No | Pos | Name             | Gen |
|----|-----|------------------|-----|
| 11 | D   | DIXON Adam +A    | M   |
| 14 | D   | ARSENAULT Steve  | M   |
| 12 | F   | WESTLAKE Greg +C | M   |
| 18 | F   | BRIDGES Billy    | M   |
| 27 | F   | BOWDEN Brad +A   | M   |
| 4  | D   | WHITSON Derek    | M   |
| 29 | D   | MURRAY Graeme    | M   |
| 5  | F   | REMPEL Kevin     | M   |
| 7  | F   | DORION Marc      | M   |
| 26 | F   | LAROCQUE Dominic | M   |
| 8  | F   | McGREGOR Tyler   | M   |
| 9  | F   | GALE Anthony     | M   |
| 10 | F   | DELANEY Ben      | M   |

Head Coach: MONDIN Mike

## NOT DRESSED:

|    |   |               |   |
|----|---|---------------|---|
| 20 | F | LUDWIG Karl   | M |
| 25 | D | GEMMELL James | M |

## Linesmen

CHAE Young-Jin (KOR) , FRERICHS Brian (USA)

Team: NOR

| No | Name                  | Gen |
|----|-----------------------|-----|
| 2  | BUEN Kristian         | M   |
| 18 | HAMAR Kjell Christian | M   |

Team: NOR (white)

| No | Pos | Name                           | Gen |
|----|-----|--------------------------------|-----|
| 16 | D   | NORDSTOGA Knut Andre           | M   |
| 9  | F   | VAERNES Morten +A              | M   |
| 10 | F   | RIVERA Tor Joakim              | M   |
| 12 | F   | BOGLE Magnus                   | M   |
| 20 | F   | HAMRE Martin                   | M   |
| 3  | D   | PEDERSEN Rolf Einar            | M   |
| 7  | D   | HAGEN Eskil                    | M   |
| 23 | D   | KLAKEGG Jan Roger +C           | M   |
| 17 | F   | SOLBERG Loyd-Remi Pallander +A | M   |
| 22 | F   | BAKKE Audun                    | M   |
| 6  | F   | KIRSTISTUEN Emil               | M   |
| 15 | F   | SORHEIM Emil                   | M   |
| 21 | F   | AUSTEVOLL Ole Bjarte           | M   |

Head Coach: HAGLUND Morten

## NOT DRESSED:

|   |   |                |   |
|---|---|----------------|---|
| 8 | F | SVEE Stig Tore | M |
|---|---|----------------|---|

## LEGEND

|           |               |            |          |            |                   |           |         |
|-----------|---------------|------------|----------|------------|-------------------|-----------|---------|
| <b>D</b>  | Defence       | <b>F</b>   | Forward  | <b>Gen</b> | Gender            | <b>M</b>  | Male    |
| <b>No</b> | Jersey number | <b>Pos</b> | Position | <b>+A</b>  | Assistant captain | <b>+C</b> | Captain |



SUN 9 MAR 2014  
Start Time 13:00 / End Time 14:58

Preliminary round - Group A, Game 6  
Предварительный раунд - Группа А, Матч 6

## Game Summary

Общая игровая статистика

**CAN - NOR 4 - 0 (0 - 0, 2 - 0, 2 - 0)**

| Spectators | Referee(s)            | Linesmen                                    |
|------------|-----------------------|---|
| 4879       | BERKEBILE Derek (USA) | CHAE Young-Jin (KOR) , FRERICHS Brian (USA) |

### Team Statistics

| Period       | Score        | SVS           | SOG           | PIM          | TPP                  | PPG          | SHG          |
|--------------|--------------|---------------|---------------|--------------|----------------------|--------------|--------------|
| 1            | 0 : 0        | 3 : 9         | 9 : 3         | 0 : 2        | 02:00 : 00:00        | 0 : 0        | 0 : 0        |
| 2            | 2 : 0        | 2 : 8         | 10 : 2        | 4 : 4        | 02:16 : 02:54        | 1 : 0        | 0 : 0        |
| 3            | 2 : 0        | 1 : 2         | 4 : 1         | 2 : 0        | 00:00 : 02:00        | 0 : 0        | 0 : 0        |
| <b>Total</b> | <b>4 : 0</b> | <b>6 : 19</b> | <b>23 : 6</b> | <b>6 : 6</b> | <b>04:16 : 04:54</b> | <b>1 : 0</b> | <b>0 : 0</b> |

### 1st Period

| Action  | Time  | ET/Res | Team | Type   | No | Name        | (G) | Name of Assistant(s) / Action Description |
|---------|-------|--------|------|--------|----|-------------|-----|---|
| GK      | 00:00 |        | CAN  |        | 30 | WATSON C    |     | - Goalkeeper in                           |
| GK      | 00:00 |        | NOR  |        | 2  | BUEN K      |     | - Goalkeeper in                           |
| Penalty | 11:49 | 13:49  | NOR  | 2 min. | 17 | SOLBERG LRP |     | - Roughing                                |

### 2nd Period

| Action      | Time         | ET/Res       | Team       | Type       | No        | Name              | (G) | Name of Assistant(s) / Action Description                               |
|-------------|--------------|--------------|------------|------------|-----------|-------------------|-----|---|
| Penalty     | 17:58        | 19:20        | NOR        | 2 min.     | 21        | AUSTEVOLL OB      |     | - Hooking   |
| <b>Goal</b> | <b>19:20</b> | <b>1 : 0</b> | <b>CAN</b> | <b>PP1</b> | <b>26</b> | <b>LAROCQUE D</b> | (3) | 8 McGREGOR T On Ice CAN 30 4 8 9 26 29 *<br>9 GALE A NOR 2 3 7 12 23    |
| Penalty     | 20:27        | 22:27        | CAN        | 2 min.     | 18        | BRIDGES B         |     | - Roughing  |
| Penalty     | 22:00        | 24:00        | NOR        | 2 min.     | -         | Team penalty      |     | - Too Many Players on the Ice / Served by: 20 HAMRE M                   |
| Penalty     | 23:21        | 25:21        | CAN        | 2 min.     | 9         | GALE A            |     | - Holding an opponent   |
| <b>Goal</b> | <b>25:34</b> | <b>2 : 0</b> | <b>CAN</b> | <b>EQ</b>  | <b>11</b> | <b>DIXON A</b>    | (3) | 9 GALE A On Ice CAN 30 9 11 12 14 18<br>18 BRIDGES B NOR 2 3 7 12 17 21 |

### 3rd Period

| Action      | Time         | ET/Res       | Team       | Type      | No        | Name            | (G) | Name of Assistant(s) / Action Description                                  |
|-------------|--------------|--------------|------------|-----------|-----------|-----------------|-----|--|
| <b>Goal</b> | <b>31:07</b> | <b>3 : 0</b> | <b>CAN</b> | <b>EQ</b> | <b>11</b> | <b>DIXON A</b>  | (4) | 14 ARSENAULT S On Ice CAN 30 5 7 11 14 26<br>5 REMPEL K NOR 2 3 7 17 22 23 |
| Penalty     | 34:12        | 36:12        | CAN        | 2 min.    | 11        | DIXON A         |     | - Interference   |
| <b>Goal</b> | <b>44:38</b> | <b>4 : 0</b> | <b>CAN</b> | <b>EQ</b> | <b>7</b>  | <b>DORION M</b> | (1) | 26 LAROCQUE D On Ice CAN 30 5 7 11 14 26<br>5 REMPEL K NOR 2 7 12 20 21 23 |
| Time-out    | 44:38        |              | NOR        |           |           |                 |     |  |
| GK          | 45:00        |              | CAN        |           |           |                 |     | 30 WATSON C - Goalkeeper out   |
| GK          | 45:00        |              | NOR        |           |           |                 |     | 2 BUEN K - Goalkeeper out  |

### Goalkeeper Records

Team : CAN - Canada

| No | Name            | SOG | SVS | MIP   |
|----|-----------------|-----|-----|-------|
| 30 | WATSON Corbin   | 6   | 6   | 45:00 |
| 22 | ST-AMAND Benoit |     |     |       |

Team : NOR - Norway

| No | Name                  | SOG | SVS | MIP   |
|----|-----------------------|-----|-----|-------|
| 2  | BUEN Kristian         | 23  | 19  | 45:00 |
| 18 | HAMAR Kjell Christian |     |     |       |

### Game Statistics

Team : CAN (black)

Head Coach : MONDIN Mike

| No | Pos | Name             | Gen | G | A | P | PIM | Shots on Goal |     |       |       | Time on Ice |   |   |    | TOT | SHF  | AVG  |      |       |    |      |
|----|-----|------------------|-----|---|---|---|-----|---------------|-----|-------|-------|-------------|---|---|----|-----|------|------|------|-------|----|------|
|    |     |                  |     |   |   |   |     | FO+           | FO- | FO+/- | FO%   | 1           | 2 | 3 | OT |     |      |      | TS   | +/-   | 1  | 2    |
| 11 | D   | DIXON Adam +A    | M   | 2 | 0 | 2 | 2   | 0             | 0   | 0     | 0.00  | 1           | 2 | 1 | 4  | +3  | 9:06 | 9:10 | 6:05 | 24:21 | 22 | 1:06 |
| 12 | F   | WESTLAKE Greg +C | M   | 0 | 0 | 0 | 0   | 0             | 4   | -4    | 0.00  | 2           | 1 | 0 | 3  | +1  | 6:31 | 7:12 | 6:18 | 20:01 | 20 | 1:00 |
| 14 | D   | ARSENAULT Steve  | M   | 0 | 1 | 1 | 0   | 0             | 0   | 0     | 0.00  | 0           | 0 | 0 | 0  | +3  | 7:42 | 8:29 | 6:41 | 22:52 | 19 | 1:12 |
| 18 | F   | BRIDGES Billy    | M   | 0 | 1 | 1 | 2   | 9             | 7   | 2     | 56.25 | 2           | 2 | 1 | 5  | +1  | 6:29 | 5:19 | 7:06 | 18:54 | 19 | 0:59 |
| 27 | F   | BOWDEN Brad +A   | M   | 0 | 0 | 0 | 0   | 0             | 0   | 0     | 0.00  | 1           | 1 | 0 | 2  | 0   | 5:55 | 6:06 | 5:13 | 17:14 | 18 | 0:57 |
| 4  | D   | WHITSON Derek    | M   | 0 | 0 | 0 | 0   | 0             | 0   | 0     | 0.00  | 0           | 0 | 0 | 0  | 0   | 5:51 | 5:32 | 7:42 | 19:05 | 18 | 1:03 |



SUN 9 MAR 2014  
Start Time 13:00 / End Time 14:58

Preliminary round - Group A, Game 6  
Предварительный раунд - Группа А, Матч 6

| Head Coach : MONDIN Mike |     |                  |     |          |          |           |          |           |           |          | Shots on Goal |          |           |          |           | Time on Ice |     |      |      |      |    |       |     |      |
|--------------------------|-----|------------------|-----|----------|----------|-----------|----------|-----------|-----------|----------|---------------|----------|-----------|----------|-----------|-------------|-----|------|------|------|----|-------|-----|------|
| No                       | Pos | Name             | Gen | G        | A        | P         | PIM      | FO+       | FO-       | FO+/-    | FO%           | 1        | 2         | 3        | OT        | TS          | +/- | 1    | 2    | 3    | OT | TOT   | SHF | AVG  |
| 5                        | F   | REMPEL Kevin     | M   | 0        | 2        | 2         | 0        | 7         | 4         | 3        | 63.64         | 0        | 1         | 0        | 1         | 1           | +2  | 5:42 | 5:05 | 4:48 |    | 15:35 | 15  | 1:02 |
| 7                        | F   | DORION Marc      | M   | 1        | 0        | 1         | 0        | 2         | 2         | 0        | 50.00         | 1        | 0         | 2        | 3         | 3           | +2  | 6:25 | 4:37 | 3:50 |    | 14:52 | 14  | 1:03 |
| 26                       | F   | LAROCQUE Dominic | M   | 1        | 1        | 2         | 0        | 0         | 0         | 0        | 0.00          | 0        | 1         | 0        | 1         | 1           | +2  | 5:19 | 6:55 | 4:47 |    | 17:01 | 18  | 0:56 |
| 29                       | D   | MURRAY Graeme    | M   | 0        | 0        | 0         | 0        | 0         | 0         | 0        | 0.00          | 2        | 0         | 0        | 2         | 0           | 0   | 5:57 | 5:47 | 8:09 |    | 19:53 | 18  | 1:06 |
| 8                        | F   | McGREGOR Tyler   | M   | 0        | 1        | 1         | 0        | 0         | 1         | -1       | 0.00          | 0        | 1         | 0        | 1         | 0           | 0   | 3:06 | 2:43 | 3:58 |    | 9:47  | 15  | 0:39 |
| 9                        | F   | GALE Anthony     | M   | 0        | 2        | 2         | 2        | 6         | 6         | 0        | 50.00         | 0        | 1         | 0        | 1         | 1           | +1  | 4:06 | 3:14 | 4:49 |    | 12:09 | 17  | 0:42 |
| 10                       | F   | DELANEY Ben      | M   | 0        | 0        | 0         | 0        | 0         | 0         | 0        | 0.00          | 0        | 0         | 0        | 0         | 0           | 0   | 2:37 | 0:43 | 2:57 |    | 6:17  | 11  | 0:34 |
| 22                       | GK  | ST-AMAND Benoit  | M   | 0        | 0        | 0         | 0        | 0         | 0         | 0        |               | 0        | 0         | 0        | 0         | 0           |     |      |      |      |    |       |     |      |
| 30                       | GK  | WATSON Corbin    | M   | 0        | 0        | 0         | 0        | 0         | 0         | 0        |               | 0        | 0         | 0        | 0         | 0           |     |      |      |      |    |       |     |      |
| <b>Total</b>             |     |                  |     | <b>4</b> | <b>8</b> | <b>12</b> | <b>6</b> | <b>24</b> | <b>24</b> | <b>0</b> | <b>50.00</b>  | <b>9</b> | <b>10</b> | <b>4</b> | <b>23</b> |             |     |      |      |      |    |       |     |      |

| Team : NOR (white) |     |                                   |     |          |          |          |          |           |           |          | Shots on Goal |          |          |          |          | Time on Ice |     |      |      |      |    |       |     |      |
|--------------------|-----|-----------------------------------|-----|----------|----------|----------|----------|-----------|-----------|----------|---------------|----------|----------|----------|----------|-------------|-----|------|------|------|----|-------|-----|------|
| No                 | Pos | Name                              | Gen | G        | A        | P        | PIM      | FO+       | FO-       | FO+/-    | FO%           | 1        | 2        | 3        | OT       | TS          | +/- | 1    | 2    | 3    | OT | TOT   | SHF | AVG  |
| 9                  | F   | VAERNES Morten +A                 | M   | 0        | 0        | 0        | 0        | 0         | 1         | -1       | 0.00          | 0        | 0        | 0        | 0        | 0           | 0   | 8:48 | 8:11 | 8:00 |    | 24:59 | 22  | 1:08 |
| 10                 | F   | RIVERA Tor Joakim                 | M   | 0        | 0        | 0        | 0        | 0         | 0         | 0        | 0.00          | 0        | 0        | 0        | 0        | 0           | 0   | 3:22 | 2:23 | 3:16 |    | 9:01  | 9   | 1:00 |
| 12                 | F   | BOGLE Magnus                      | M   | 0        | 0        | 0        | 0        | 8         | 3         | 5        | 72.73         | 1        | 0        | 0        | 1        | 1           | -2  | 4:14 | 5:26 | 5:02 |    | 14:42 | 18  | 0:49 |
| 16                 | D   | NORDSTOGA Knut Andre              | M   | 0        | 0        | 0        | 0        | 0         | 0         | 0        | 0.00          | 0        | 0        | 0        | 0        | 0           | 0   | 7:00 | 6:39 | 6:31 |    | 20:10 | 23  | 0:52 |
| 20                 | F   | HAMRE Martin                      | M   | 0        | 0        | 0        | 0        | 0         | 1         | -1       | 0.00          | 0        | 0        | 0        | 0        | 0           | -1  | 5:57 | 3:26 | 5:25 |    | 14:48 | 16  | 0:55 |
| 3                  | D   | PEDERSEN Rolf Einar               | M   | 0        | 0        | 0        | 0        | 11        | 11        | 0        | 50.00         | 1        | 0        | 0        | 1        | 1           | -2  | 6:45 | 7:44 | 6:20 |    | 20:49 | 18  | 1:09 |
| 7                  | D   | HAGEN Eskil                       | M   | 0        | 0        | 0        | 0        | 0         | 0         | 0        | 0.00          | 0        | 0        | 1        | 1        | 1           | -3  | 8:01 | 8:22 | 7:09 |    | 23:32 | 24  | 0:58 |
| 17                 | F   | SOLBERG Loyd-Remi<br>Pallander +A | M   | 0        | 0        | 0        | 2        | 0         | 0         | 0        | 0.00          | 0        | 1        | 0        | 1        | 1           | -2  | 5:00 | 7:57 | 7:14 |    | 20:11 | 16  | 1:15 |
| 22                 | F   | BAKKE Audun                       | M   | 0        | 0        | 0        | 0        | 2         | 1         | 1        | 66.67         | 1        | 1        | 0        | 2        | 2           | -1  | 7:45 | 7:43 | 6:48 |    | 22:16 | 16  | 1:23 |
| 23                 | D   | KLAKEGG Jan Roger +C              | M   | 0        | 0        | 0        | 0        | 0         | 2         | -2       | 0.00          | 0        | 0        | 0        | 0        | 0           | -2  | 6:31 | 4:52 | 7:19 |    | 18:42 | 21  | 0:53 |
| 6                  | F   | KIRSTISTUEN Emil                  | M   | 0        | 0        | 0        | 0        | 0         | 0         | 0        | 0.00          | 0        | 0        | 0        | 0        | 0           | 0   | 2:54 | 1:28 | 3:00 |    | 7:22  | 8   | 0:55 |
| 15                 | F   | SORHEIM Emil                      | M   | 0        | 0        | 0        | 0        | 3         | 5         | -2       | 37.50         | 0        | 0        | 0        | 0        | 0           | 0   | 3:07 | 2:52 | 4:26 |    | 10:25 | 12  | 0:52 |
| 21                 | F   | AUSTEVOLL Ole Bjarte              | M   | 0        | 0        | 0        | 2        | 0         | 0         | 0        | 0.00          | 0        | 0        | 0        | 0        | 0           | -2  | 3:24 | 4:09 | 4:08 |    | 11:41 | 11  | 1:03 |
| 2                  | GK  | BUEN Kristian                     | M   | 0        | 0        | 0        | 0        | 0         | 0         | 0        |               | 0        | 0        | 0        | 0        | 0           |     |      |      |      |    |       |     |      |
| 18                 | GK  | HAMAR Kjell Christian             | M   | 0        | 0        | 0        | 0        | 0         | 0         | 0        |               | 0        | 0        | 0        | 0        | 0           |     |      |      |      |    |       |     |      |
| <b>Total</b>       |     |                                   |     | <b>0</b> | <b>0</b> | <b>0</b> | <b>4</b> | <b>24</b> | <b>24</b> | <b>0</b> | <b>50.00</b>  | <b>3</b> | <b>2</b> | <b>1</b> | <b>6</b> |             |     |      |      |      |    |       |     |      |

Group A

| R | Team | GP | W | OTW | OTL | L | GDF | GF : GA | PTS |
|---|------|----|---|-----|-----|---|-----|---------|-----|
| 1 | CAN  | 2  | 2 | 0   | 0   | 0 | +13 | 14 : 1  | 6   |
| 2 | CZE  | 2  | 0 | 1   | 1   | 0 | 0   | 3 : 3   | 3   |
| 3 | NOR  | 2  | 0 | 1   | 0   | 1 | -3  | 2 : 5   | 2   |
| 4 | SWE  | 2  | 0 | 0   | 1   | 1 | -10 | 2 : 12  | 1   |

|     | CAN              | CZE              | NOR              | SWE              |
|-----|------------------|------------------|------------------|------------------|
| CAN | *****            | TUE 11 MAR 20:00 | 4:0              | 10:1             |
| CZE | TUE 11 MAR 20:00 | *****            | 1:2              | 2:1              |
| NOR | 0:4              | 2:1              | *****            | TUE 11 MAR 13:00 |
| SWE | 1:10             | 1:2              | TUE 11 MAR 13:00 | *****            |

| LEGEND |                             |        |                                 |
|--------|-----------------------------|--------|---------------------------------|
| (G)    | Goals in tournament         | *      | does not count for Plus/minus   |
| +C     | Captain                     | A      | Assists                         |
| EQ     | Equal strength              | ET/Res | Penalty end time/Result of game |
| FO%    | Face-offs won as percentage | FO+    | Face-offs won                   |
| GA     | Goals against               | GDF    | Goal difference                 |
| GK     | Goalkeeper                  | GP     | Games played                    |
| MIP    | Minutes in play (GK)        | No     | Jersey number                   |
| OTW    | Overtime wins               | P      | Points                          |
| PP1    | Power play - 1 player       | PPG    | Power play goals                |
| SHF    | Number of shifts            | SHG    | Shorthanded goals               |
| TOT    | Total                       | TPP    | Time on power play              |
|        |                             | +/-    | Plus/minus net                  |
|        |                             | AVG    | Average time on ice / shift     |
|        |                             | F      | Forward                         |
|        |                             | FO+/-  | Face-offs net                   |
|        |                             | Gen    | Gender                          |
|        |                             | L      | Losses                          |
|        |                             | OT     | Overtime                        |
|        |                             | PIM    | Penalties in minutes            |
|        |                             | PTS    | Points                          |
|        |                             | SOG    | Shots on goal                   |
|        |                             | TS     | Total shots                     |
|        |                             | +A     | Assistant captain               |
|        |                             | D      | Defence                         |
|        |                             | FO-    | Face-offs lost                  |
|        |                             | G      | Goals                           |
|        |                             | GF     | Goals for                       |
|        |                             | M      | Male                            |
|        |                             | OTL    | Overtime losses                 |
|        |                             | Pos    | Position                        |
|        |                             | R      | Rank                            |
|        |                             | SVS    | Saves                           |
|        |                             | W      | Wins                            |



SUN 9 MAR 2014

Start Time 13:00

## Shot Chart

Таблица бросков

### CAN - NOR

Shots by NOR

Goals (o): 0 SSG (+): 3

SSP (<): 0 SPG (-): 5




GK 30 of CAN

Shots by CAN

Goals (o): 2 SSG (+): 8

SSP (<): 0 SPG (-): 2



GK 2 of NOR

Shots by NOR

Goals (o): 0 SSG (+): 1

SSP (<): 0 SPG (-): 1



GK 30 of CAN

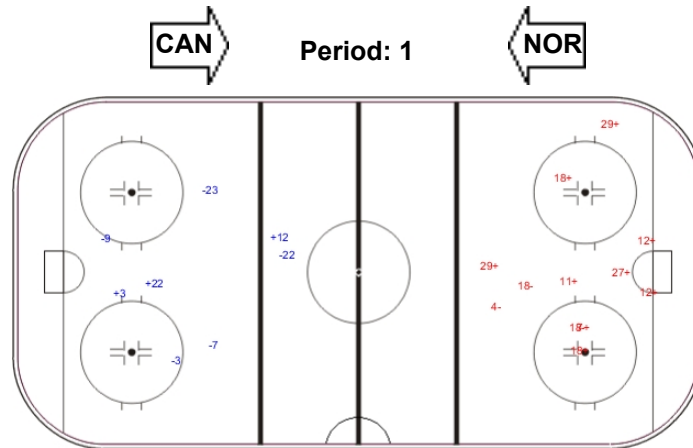
#### LEGEND

**GK** Goalkeeper

**SPG** Shots past goal

**SSG** Shots saved by goalkeeper

**SSP** Shots saved by player



Shots by CAN

Goals (o): 0 SSG (+): 9

SSP (>): 0 SPG (-): 3



GK 2 of NOR

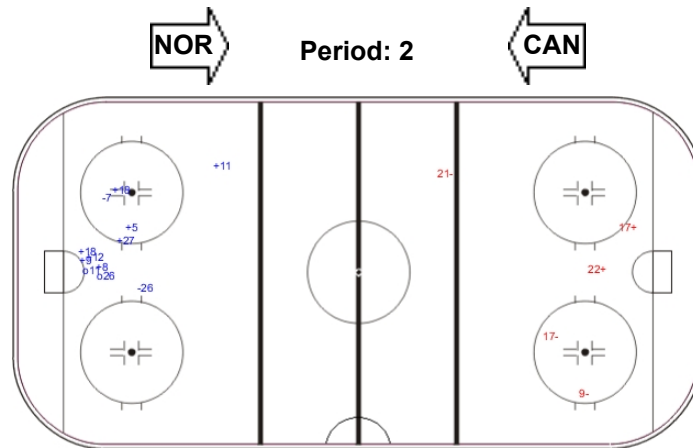
Shots by NOR

Goals (o): 0 SSG (+): 2

SSP (>): 0 SPG (-): 3



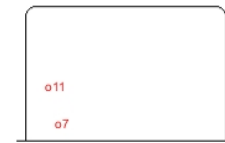
GK 30 of CAN



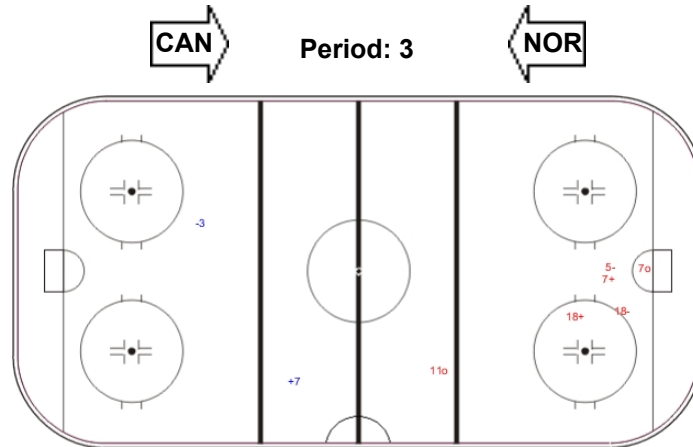
Shots by CAN

Goals (o): 2 SSG (+): 2

SSP (>): 0 SPG (-): 2



GK 2 of NOR







## Face-off Chart

Таблица вбрасываний

### CAN - NOR

#### PERIOD 1

|                     | CAN       |           | NOR          |         | CAN       |           | NOR                  |          |  |
|---------------------|-----------|-----------|--------------|---------|-----------|-----------|----------------------|----------|--|
|                     | Def. zone | Att. zone | Neutral zone |         | Att. zone | Def. zone |                      |          |  |
|                     | - 7       | + 12      | + 18         | - 12    | - 9       | + 3       |                      |          |  |
|                     | - 12      | + 3       | - 9          | + 3     | + 18      | - 15      |                      |          |  |
|                     |           |           | - 18         | + 3     | - 9       | + 3       |                      |          |  |
|                     |           |           |              |         | - 7       | + 15      |                      |          |  |
|                     |           |           |              |         | - 9       | + 12      |                      |          |  |
|                     |           |           |              |         | - 18      | + 12      |                      |          |  |
|                     |           |           |              |         | + 7       | - 9       |                      |          |  |
|                     |           |           |              |         | + 7       | - 3       |                      |          |  |
|                     |           |           |              |         | - 9       | + 15      |                      |          |  |
|                     |           |           |              |         | - 18      | + 12      |                      |          |  |
|                     |           |           |              |         | + 5       | - 23      |                      |          |  |
| Total wins / period | 0 / 0%    | 2 / 100%  | 1 / 33%      | 2 / 67% | 4 / 36%   | 7 / 64%   | Total wins all zones |          |  |
|                     |           |           |              |         |           |           | CAN                  | NOR      |  |
|                     |           |           |              |         |           |           | 5 / 31%              | 11 / 69% |  |

#### PERIOD 2

|                     | CAN       |           | NOR          |         | CAN       |           | NOR                  |         |  |
|---------------------|-----------|-----------|--------------|---------|-----------|-----------|----------------------|---------|--|
|                     | Def. zone | Att. zone | Neutral zone |         | Att. zone | Def. zone |                      |         |  |
|                     | + 5       | - 12      | - 18         | + 3     | + 5       | - 23      |                      |         |  |
|                     | + 9       | - 3       | + 9          | - 3     | + 9       | - 3       |                      |         |  |
|                     | - 12      | + 3       | + 18         | - 20    | + 18      | - 3       |                      |         |  |
|                     | - 12      | + 22      | + 5          | - 15    | + 18      | - 3       |                      |         |  |
|                     | + 18      | - 22      |              |         | - 12      | + 22      |                      |         |  |
|                     |           |           |              |         | + 9       | - 3       |                      |         |  |
|                     |           |           |              |         | - 5       | + 15      |                      |         |  |
|                     |           |           |              |         | - 18      | + 12      |                      |         |  |
|                     |           |           |              |         | + 5       | - 3       |                      |         |  |
| Total wins / period | 3 / 60%   | 2 / 40%   | 3 / 75%      | 1 / 25% | 6 / 67%   | 3 / 33%   | Total wins all zones |         |  |
|                     |           |           |              |         |           |           | CAN                  | NOR     |  |
|                     |           |           |              |         |           |           | 12 / 67%             | 6 / 33% |  |

#### PERIOD 3

|                     | CAN       |           | NOR          |         | CAN       |           | NOR                  |         |  |
|---------------------|-----------|-----------|--------------|---------|-----------|-----------|----------------------|---------|--|
|                     | Def. zone | Att. zone | Neutral zone |         | Att. zone | Def. zone |                      |         |  |
|                     | + 5       | - 3       | + 18         | - 12    | - 5       | + 12      |                      |         |  |
|                     | - 9       | + 3       | - 5          | + 3     | - 18      | + 3       |                      |         |  |
|                     |           |           | + 9          | - 15    | + 18      | - 3       |                      |         |  |
|                     |           |           | + 5          | - 15    | + 18      | - 3       |                      |         |  |
|                     |           |           | - 8          | + 3     | + 9       | - 15      |                      |         |  |
|                     |           |           |              |         | - 18      | + 12      |                      |         |  |
|                     |           |           |              |         | - 5       | + 12      |                      |         |  |
| Total wins / period | 1 / 50%   | 1 / 50%   | 3 / 60%      | 2 / 40% | 3 / 43%   | 4 / 57%   | Total wins all zones |         |  |
|                     |           |           |              |         |           |           | CAN                  | NOR     |  |
|                     |           |           |              |         |           |           | 7 / 50%              | 7 / 50% |  |

#### TOTAL



|                   | CAN       |           | NOR          |         | CAN       |           | NOR |  | Total wins<br>all zones |          |
|-------------------|-----------|-----------|--------------|---------|-----------|-----------|-----|--|-------------------------|----------|
|                   | Def. zone | Att. zone | Neutral zone |         | Att. zone | Def. zone |     |  | CAN                     | NOR      |
| Total wins / game | 4 / 44%   | 5 / 56%   | 7 / 58%      | 5 / 42% | 13 / 48%  | 14 / 52%  |     |  | 24 / 50%                | 24 / 50% |



HEAD TO HEAD

|                 |    | NOR       |         |           |          |         |           |         |           |           |           |          |           |
|-----------------|----|-----------|---------|-----------|----------|---------|-----------|---------|-----------|-----------|-----------|----------|-----------|
| No.             |    | 3         | 9       | 12        | 15       | 20      | 22        | 23      | Tot       | wins CAN  | Dz        | Nz       | Az        |
| CAN             | 5  | 2 - 1     |         | 1 - 2     | 2 - 1    |         |           | 2 - 0   | 11        | 7<br>64%  | 2<br>100% | 2<br>67% | 3<br>50%  |
|                 | 7  | 1 - 0     | 1 - 0   | 0 - 1     | 0 - 1    |         |           |         | 4         | 2<br>50%  | 0<br>0%   |          | 2<br>67%  |
|                 | 8  | 0 - 1     |         |           |          |         |           |         | 1         | 0<br>0%   |           | 0<br>0%  |           |
|                 | 9  | 4 - 4     |         | 0 - 1     | 2 - 1    |         |           |         | 12        | 6<br>50%  | 1<br>50%  | 2<br>67% | 3<br>43%  |
|                 | 12 | 0 - 2     |         |           |          |         | 0 - 2     |         | 4         | 0<br>0%   | 0<br>0%   |          | 0<br>0%   |
|                 | 18 | 4 - 3     |         | 2 - 4     | 1 - 0    | 1 - 0   | 1 - 0     |         | 16        | 9<br>56%  | 1<br>100% | 3<br>60% | 5<br>50%  |
| <b>Tot</b>      |    | 22        | 1       | 11        | 8        | 1       | 3         | 2       | 48        | 24<br>50% | 4<br>44%  | 7<br>58% | 13<br>48% |
| <b>wins NOR</b> |    | 11<br>50% | 0<br>0% | 8<br>73%  | 3<br>38% | 0<br>0% | 2<br>67%  | 0<br>0% | 24<br>50% |           |           |          |           |
| <b>Dz</b>       |    | 3<br>27%  | 0<br>0% | 7<br>100% | 3<br>60% |         | 1<br>100% | 0<br>0% | 14<br>52% |           |           |          |           |
| <b>Nz</b>       |    | 5<br>83%  |         | 0<br>0%   | 0<br>0%  | 0<br>0% |           |         | 5<br>42%  |           |           |          |           |
| <b>Az</b>       |    | 3<br>60%  |         | 1<br>50%  |          |         | 1<br>50%  |         | 5<br>56%  |           |           |          |           |

LEGEND

**Az** Attacking zone      **Dz** Defending zone      **Nz** Neutral zone      **Tot** Total face-offs played



## Line-Ups

Составы

## USA - KOR

## Referee(s)

VANEK Jan (CZE)

## Linesmen

WESLEY Leon (CZE) , YUDAKOV Sergey (RUS)

## Goalkeepers

Team: USA

| No | Name       | Gen |
|----|------------|-----|
| 34 | CASH Steve | M   |
| 1  | LEE Jen    | M   |

## Team Line-ups

Team: USA (white)

| No | Pos | Name              | Gen |
|----|-----|-------------------|-----|
| 11 | D   | CARRON Tyler      | M   |
| 19 | D   | CHACE Taylor +A   | M   |
| 13 | F   | SWEENEY Joshua +A | M   |
| 23 | F   | ROMAN Rico        | M   |
| 28 | F   | SCHAUS Paul       | M   |
| 9  | D   | YOHE Andy +C      | M   |
| 15 | D   | LANDEROS Nikko    | M   |
| 4  | F   | ROYBAL Brody      | M   |
| 6  | F   | FARMER Declan     | M   |
| 27 | F   | PAULS Joshua      | M   |
| 8  | F   | SHAW Greg         | M   |
| 14 | F   | McCOY Daniel      | M   |
| 20 | F   | PAGE Adam         | M   |

Head Coach: SAUER Jeff

## NOT DRESSED:

|    |   |                |   |
|----|---|----------------|---|
| 7  | F | LIPSETT Taylor | M |
| 18 | F | McKEE Kevin    | M |

Team: KOR

| No | Name             | Gen |
|----|------------------|-----|
| 31 | YU Man-Gyun      | M   |
| 74 | CHUNG Young-Hoon | M   |

Team: KOR (red)

| No | Pos | Name              | Gen |
|----|-----|-------------------|-----|
| 28 | D   | LEE Jong-Kyung +C | M   |
| 68 | D   | HAN Min-Su        | M   |
| 90 | D   | PARK Woo-Chul     | M   |
| 14 | F   | JUNG Seung-Hwan   | M   |
| 27 | F   | CHO Byeong-Seok   | M   |
| 4  | D   | SA Sung-Keun      | M   |
| 10 | D   | CHO Young-Jae     | M   |
| 20 | D   | JANG Dong-Shin +A | M   |
| 88 | D   | PARK Sang-Hyeon   | M   |
| 55 | F   | JANG Jong-Ho +A   | M   |
| 21 | F   | LEE Ju-Seung      | M   |
| 26 | F   | KIM Dea-Jung      | M   |
| 39 | F   | LEE Young-Min     | M   |

Head Coach: KIM Ik-Hwan

## NOT DRESSED:

|    |   |                |   |
|----|---|----------------|---|
| 11 | F | CHOI Bae-Suk   | M |
| 12 | F | KIM Young-Sung | M |

## LEGEND

|           |               |            |          |            |                   |           |         |
|-----------|---------------|------------|----------|------------|-------------------|-----------|---------|
| <b>D</b>  | Defence       | <b>F</b>   | Forward  | <b>Gen</b> | Gender            | <b>M</b>  | Male    |
| <b>No</b> | Jersey number | <b>Pos</b> | Position | <b>+A</b>  | Assistant captain | <b>+C</b> | Captain |



SUN 9 MAR 2014

Start Time 16:30 / End Time 18:28

Preliminary round - Group B, Game 7

Предварительный раунд - Группа B, Матч 7

## Game Summary

Общая игровая статистика

### USA - KOR 3 - 0 (2 - 0, 1 - 0, 0 - 0)

| Spectators | Referee(s)      | Linesmen                                 |
|------------|-----------------|--|
| 5305       | VANEK Jan (CZE) | WESLEY Leon (CZE) , YUDAKOV Sergey (RUS) |

#### Team Statistics

| Period       | Score        | SVS           | SOG           | PIM          | TPP                  | PPG          | SHG          |
|--------------|--------------|---------------|---------------|--------------|----------------------|--------------|--------------|
| 1            | 2 : 0        | 2 : 6         | 8 : 2         | 2 : 4        | 03:17 : 01:17        | 0 : 0        | 0 : 0        |
| 2            | 1 : 0        | 4 : 6         | 7 : 4         | 0 : 0        | 00:00 : 00:00        | 0 : 0        | 0 : 0        |
| 3            | 0 : 0        | 3 : 3         | 3 : 3         | 4 : 0        | 00:00 : 04:00        | 0 : 0        | 0 : 0        |
| <b>Total</b> | <b>3 : 0</b> | <b>9 : 15</b> | <b>18 : 9</b> | <b>6 : 4</b> | <b>03:17 : 05:17</b> | <b>0 : 0</b> | <b>0 : 0</b> |

#### 1st Period

| Action      | Time         | ET/Res       | Team       | Type      | No        | Name           | (G) | Name of Assistant(s) / Action Description                      |
|-------------|--------------|--------------|------------|-----------|-----------|----------------|-----|--|
| GK          | 00:00        |              | USA        |           | 34        | CASH S         |     | - Goalkeeper in  |
| GK          | 00:00        |              | KOR        |           | 31        | YU MG          |     | - Goalkeeper in  |
| <b>Goal</b> | <b>00:57</b> | <b>1 : 0</b> | <b>USA</b> | <b>EQ</b> | <b>19</b> | <b>CHACE T</b> | (1) | On Ice USA 34 11 13 19 23 28<br>KOR 31 14 27 28 68 90          |
| Penalty     | 02:02        | 04:02        | KOR        | 2 min.    | -         | Team penalty   |     | - Too Many Players on the Ice / Served by: 55 JANG JH          |
| Penalty     | 06:52        | 08:52        | KOR        | 2 min.    | 14        | JUNG SH        |     | - Holding an opponent  |
| Penalty     | 08:09        | 10:09        | USA        | 2 min.    | 20        | PAGE A         |     | - Slashing   |
| <b>Goal</b> | <b>11:51</b> | <b>2 : 0</b> | <b>USA</b> | <b>EQ</b> | <b>20</b> | <b>PAGE A</b>  | (1) | 14 McCOY D On Ice USA 34 8 9 14 15 20<br>KOR 31 10 26 27 28 90 |

#### 2nd Period

| Action      | Time         | ET/Res       | Team       | Type      | No        | Name          | (G) | Name of Assistant(s) / Action Description                                 |
|-------------|--------------|--------------|------------|-----------|-----------|---------------|-----|---|
| <b>Goal</b> | <b>29:29</b> | <b>3 : 0</b> | <b>USA</b> | <b>EQ</b> | <b>20</b> | <b>PAGE A</b> | (2) | 14 McCOY D On Ice USA 34 8 14 15 19 20<br>34 CASH S KOR 31 10 14 20 27 28 |

#### 3rd Period

| Action   | Time  | ET/Res | Team | Type   | No | Name     | (G) | Name of Assistant(s) / Action Description |
|----------|-------|--------|------|--------|----|----------|-----|---|
| Penalty  | 33:00 | 35:00  | USA  | 2 min. | 28 | SCHAUS P |     | - Charging                                |
| Penalty  | 41:00 | 43:00  | USA  | 2 min. | 4  | ROYBAL B |     | - Roughing                                |
| Time-out | 41:00 |        | KOR  |        |    |          |     |   |
| GK       | 45:00 |        | USA  |        |    |          |     | 34 CASH S - Goalkeeper out                |
| GK       | 45:00 |        | KOR  |        |    |          |     | 31 YU MG - Goalkeeper out                 |

#### Goalkeeper Records

Team : USA - United States

| No | Name       | SOG | SVS | MIP   |
|----|------------|-----|-----|-------|
| 34 | CASH Steve | 9   | 9   | 45:00 |
| 1  | LEE Jen    |     |     |       |

Team : KOR - Korea

| No | Name             | SOG | SVS | MIP   |
|----|------------------|-----|-----|-------|
| 31 | YU Man-Gyun      | 18  | 15  | 45:00 |
| 74 | CHUNG Young-Hoon |     |     |       |

#### Game Statistics

Team : USA (white)

Head Coach : SAUER Jeff

| No | Pos | Name              | Gen | G | A | P | PIM | FO+ | FO- | FO+/- | Shots on Goal |   |   |    |    | +/- | Time on Ice |       |      |       |       |      |      |
|----|-----|-------------------|-----|---|---|---|-----|-----|-----|-------|---------------|---|---|----|----|-----|-------------|-------|------|-------|-------|------|------|
|    |     |                   |     |   |   |   |     |     |     |       | 1             | 2 | 3 | OT | TS |     | 1           | 2     | 3    | OT    | TOT   | SHF  | AVG  |
| 11 | D   | CARRON Tyler      | M   | 0 | 0 | 0 | 0   | 0   | 0   | 0     | 0.00          | 0 | 0 | 0  | 0  | 0   | +1          | 6:46  | 4:12 | 9:03  | 20:01 | 13   | 1:32 |
| 13 | F   | SWEENEY Joshua +A | M   | 0 | 0 | 0 | 0   | 0   | 0   | 0     | 0.00          | 1 | 0 | 0  | 1  | +1  | 3:51        | 5:01  | 5:15 | 14:07 | 10    | 1:24 |      |
| 19 | D   | CHACE Taylor +A   | M   | 1 | 0 | 1 | 0   | 0   | 0   | 0     | 0.00          | 1 | 2 | 0  | 3  | +2  | 10:17       | 6:15  | 9:31 | 26:03 | 13    | 2:00 |      |
| 23 | F   | ROMAN Rico        | M   | 0 | 0 | 0 | 0   | 6   | 8   | -2    | 42.86         | 0 | 0 | 0  | 0  | +1  | 5:39        | 5:06  | 3:08 | 13:53 | 10    | 1:23 |      |
| 28 | F   | SCHAUS Paul       | M   | 0 | 0 | 0 | 2   | 0   | 0   | 0     | 0.00          | 0 | 1 | 0  | 1  | +1  | 4:18        | 4:59  | 2:41 | 11:58 | 12    | 0:59 |      |
| 4  | F   | ROYBAL Brody      | M   | 0 | 0 | 0 | 2   | 0   | 0   | 0     | 0.00          | 1 | 0 | 0  | 1  | 0   | 6:14        | 4:09  | 6:20 | 16:43 | 11    | 1:31 |      |
| 6  | F   | FARMER Declan     | M   | 0 | 0 | 0 | 0   | 10  | 4   | 6     | 71.43         | 0 | 0 | 1  | 1  | 0   | 5:42        | 4:25  | 5:44 | 15:51 | 11    | 1:26 |      |
| 9  | D   | YOHE Andy +C      | M   | 0 | 0 | 0 | 0   | 0   | 0   | 0     | 0.00          | 0 | 0 | 0  | 0  | +1  | 3:25        | 8:43  | 4:21 | 16:29 | 12    | 1:22 |      |
| 15 | D   | LANDEROS Nikko    | M   | 0 | 0 | 0 | 0   | 0   | 0   | 0     | 0.00          | 1 | 1 | 0  | 2  | +2  | 9:24        | 10:48 | 7:02 | 27:14 | 12    | 2:16 |      |
| 27 | F   | PAULS Joshua      | M   | 0 | 0 | 0 | 0   | 1   | 2   | -1    | 33.33         | 1 | 1 | 2  | 4  | 0   | 5:47        | 4:33  | 7:32 | 17:52 | 11    | 1:37 |      |



SUN 9 MAR 2014  
Start Time 16:30 / End Time 18:28

Preliminary round - Group B, Game 7  
Предварительный раунд - Группа В, Матч 7

| Head Coach : SAUER Jeff |     |              |     |          |          |          |          |           |           |          | Shots on Goal |          |          |          |    | Time on Ice |     |      |      |      |    |       |     |      |
|-------------------------|-----|--------------|-----|----------|----------|----------|----------|-----------|-----------|----------|---------------|----------|----------|----------|----|-------------|-----|------|------|------|----|-------|-----|------|
| No                      | Pos | Name         | Gen | G        | A        | P        | PIM      | FO+       | FO-       | FO+/-    | FO%           | 1        | 2        | 3        | OT | TS          | +/- | 1    | 2    | 3    | OT | TOT   | SHF | AVG  |
| 8                       | F   | SHAW Greg    | M   | 0        | 0        | 0        | 0        | 5         | 8         | -3       | 38.46         | 0        | 0        | 0        | 0  | 0           | +2  | 3:48 | 5:33 | 3:48 |    | 13:09 | 9   | 1:27 |
| 14                      | F   | McCOY Daniel | M   | 0        | 2        | 2        | 0        | 0         | 0         | 0        | 0.00          | 2        | 0        | 0        | 2  | 2           | +2  | 2:55 | 5:32 | 3:15 |    | 11:42 | 9   | 1:18 |
| 20                      | F   | PAGE Adam    | M   | 2        | 0        | 2        | 2        | 0         | 0         | 0        | 0.00          | 1        | 2        | 0        | 3  | 3           | +2  | 4:32 | 5:27 | 3:01 |    | 13:00 | 9   | 1:26 |
| 1                       | GK  | LEE Jen      | M   | 0        | 0        | 0        | 0        |           |           |          |               | 0        | 0        | 0        | 0  | 0           |     |      |      |      |    |       |     |      |
| 34                      | GK  | CASH Steve   | M   | 0        | 1        | 1        | 0        |           |           |          |               | 0        | 0        | 0        | 0  | 0           |     |      |      |      |    |       |     |      |
| <b>Total</b>            |     |              |     | <b>3</b> | <b>3</b> | <b>6</b> | <b>6</b> | <b>22</b> | <b>22</b> | <b>0</b> | <b>50.00</b>  | <b>8</b> | <b>7</b> | <b>3</b> |    | <b>18</b>   |     |      |      |      |    |       |     |      |

Team : KOR (red)

| Head Coach : KIM Ik-Hwan |     |                   |     |          |          |          |          |           |           |          | Shots on Goal |          |          |          |    | Time on Ice |     |      |      |       |    |       |     |      |
|--------------------------|-----|-------------------|-----|----------|----------|----------|----------|-----------|-----------|----------|---------------|----------|----------|----------|----|-------------|-----|------|------|-------|----|-------|-----|------|
| No                       | Pos | Name              | Gen | G        | A        | P        | PIM      | FO+       | FO-       | FO+/-    | FO%           | 1        | 2        | 3        | OT | TS          | +/- | 1    | 2    | 3     | OT | TOT   | SHF | AVG  |
| 14                       | F   | JUNG Seung-Hwan   | M   | 0        | 0        | 0        | 2        | 0         | 0         | 0        | 0.00          | 0        | 1        | 1        | 2  | 2           | -2  | 4:24 | 8:21 | 10:56 |    | 23:41 | 15  | 1:34 |
| 27                       | F   | CHO Byeong-Seok   | M   | 0        | 0        | 0        | 0        | 0         | 2         | -2       | 0.00          | 0        | 0        | 1        | 1  | 1           | -3  | 6:44 | 7:51 | 7:20  |    | 21:55 | 17  | 1:17 |
| 28                       | D   | LEE Jong-Kyung +C | M   | 0        | 0        | 0        | 0        | 10        | 14        | -4       | 41.67         | 0        | 0        | 0        | 0  | 0           | -3  | 6:51 | 7:48 | 9:40  |    | 24:19 | 17  | 1:25 |
| 68                       | D   | HAN Min-Su        | M   | 0        | 0        | 0        | 0        | 0         | 0         | 0        | 0.00          | 0        | 1        | 0        | 1  | 1           | -1  | 6:31 | 5:45 | 10:25 |    | 22:41 | 18  | 1:15 |
| 90                       | D   | PARK Woo-Chul     | M   | 0        | 0        | 0        | 0        | 0         | 0         | 0        | 0.00          | 0        | 1        | 0        | 1  | 1           | -2  | 6:40 | 7:04 | 8:23  |    | 22:07 | 17  | 1:18 |
| 4                        | D   | SA Sung-Keun      | M   | 0        | 0        | 0        | 0        | 0         | 0         | 0        | 0.00          | 1        | 0        | 0        | 1  | 1           | 0   | 5:07 | 3:52 | 1:23  |    | 10:22 | 8   | 1:17 |
| 10                       | D   | CHO Young-Jae     | M   | 0        | 0        | 0        | 0        | 0         | 0         | 0        | 0.00          | 0        | 0        | 0        | 0  | 0           | -2  | 8:30 | 7:55 | 9:07  |    | 25:32 | 15  | 1:42 |
| 20                       | D   | JANG Dong-Shin +A | M   | 0        | 0        | 0        | 0        | 0         | 0         | 0        | 0.00          | 0        | 1        | 0        | 1  | 1           | -1  | 8:19 | 9:15 | 4:44  |    | 22:18 | 15  | 1:29 |
| 55                       | F   | JANG Jong-Ho +A   | M   | 0        | 0        | 0        | 0        | 0         | 0         | 0        | 0.00          | 0        | 0        | 0        | 0  | 0           | 0   | 5:22 | 3:49 | 2:26  |    | 11:37 | 10  | 1:09 |
| 88                       | D   | PARK Sang-Hyeon   | M   | 0        | 0        | 0        | 0        | 12        | 6         | 6        | 66.67         | 1        | 0        | 1        | 2  | 2           | 0   | 8:55 | 7:25 | 5:12  |    | 21:32 | 17  | 1:16 |
| 21                       | F   | LEE Ju-Seung      | M   | 0        | 0        | 0        | 0        | 0         | 0         | 0        | 0.00          | 0        | 0        | 0        | 0  | 0           | 0   | 0:00 | 0:00 | 1:24  |    | 1:24  | 1   | 1:24 |
| 26                       | F   | KIM Dea-Jung      | M   | 0        | 0        | 0        | 0        | 0         | 0         | 0        | 0.00          | 0        | 0        | 0        | 0  | 0           | -1  | 3:10 | 3:00 | 4:05  |    | 10:15 | 11  | 0:55 |
| 39                       | F   | LEE Young-Min     | M   | 0        | 0        | 0        | 0        | 0         | 0         | 0        | 0.00          | 0        | 0        | 0        | 0  | 0           | 0   | 0:20 | 2:59 | 0:00  |    | 3:19  | 4   | 0:49 |
| 31                       | GK  | YU Man-Gyun       | M   | 0        | 0        | 0        | 0        |           |           |          |               | 0        | 0        | 0        | 0  | 0           |     |      |      |       |    |       |     |      |
| 74                       | GK  | CHUNG Young-Hoon  | M   | 0        | 0        | 0        | 0        |           |           |          |               | 0        | 0        | 0        | 0  | 0           |     |      |      |       |    |       |     |      |
| <b>Total</b>             |     |                   |     | <b>0</b> | <b>0</b> | <b>0</b> | <b>2</b> | <b>22</b> | <b>22</b> | <b>0</b> | <b>50.00</b>  | <b>2</b> | <b>4</b> | <b>3</b> |    | <b>9</b>    |     |      |      |       |    |       |     |      |

Group B

| R | Team | GP | W | OTW | OTL | L | GDF | GF : GA | PTS |
|---|------|----|---|-----|-----|---|-----|---------|-----|
| 1 | USA  | 2  | 2 | 0   | 0   | 0 | +7  | 8 : 1   | 6   |
| 2 | KOR  | 2  | 0 | 1   | 0   | 1 | -2  | 3 : 5   | 2   |
| 3 | RUS  | 1  | 0 | 0   | 1   | 0 | -1  | 2 : 3   | 1   |
| 4 | ITA  | 1  | 0 | 0   | 0   | 1 | -4  | 1 : 5   | 0   |

|     | ITA              | KOR              | RUS              | USA              |
|-----|------------------|------------------|------------------|------------------|
| ITA | *****            | TUE 11 MAR 09:30 | SUN 09 MAR 20:00 | 1:5              |
| KOR | TUE 11 MAR 09:30 | *****            | 3:2              | 0:3              |
| RUS | SUN 09 MAR 20:00 | 2:3              | *****            | TUE 11 MAR 16:30 |
| USA | 5:1              | 3:0              | TUE 11 MAR 16:30 | *****            |

LEGEND

|   |  |                             |  |
|---|--|-----------------------------|--|
| <b>(G)</b> Goals in tournament                | <b>+/-</b> Plus/minus net              | <b>+A</b> Assistant captain | <b>+C</b> Captain                      |
| <b>A</b> Assists                              | <b>AVG</b> Average time on ice / shift | <b>D</b> Defence            | <b>EQ</b> Equal strength               |
| <b>ET/Res</b> Penalty end time/Result of game | <b>F</b> Forward                       | <b>FO-</b> Face-offs lost   | <b>FO%</b> Face-offs won as percentage |
| <b>FO+</b> Face-offs won                      | <b>FO+/-</b> Face-offs net             | <b>G</b> Goals              | <b>GA</b> Goals against                |
| <b>GDF</b> Goal difference                    | <b>Gen</b> Gender                      | <b>GF</b> Goals for         | <b>GK</b> Goalkeeper                   |
| <b>GP</b> Games played                        | <b>L</b> Losses                        | <b>M</b> Male               | <b>MIP</b> Minutes in play (GK)        |
| <b>No</b> Jersey number                       | <b>OT</b> Overtime                     | <b>OTL</b> Overtime losses  | <b>OTW</b> Overtime wins               |
| <b>P</b> Points                               | <b>PIM</b> Penalties in minutes        | <b>Pos</b> Position         | <b>PPG</b> Power play goals            |
| <b>PTS</b> Points                             | <b>R</b> Rank                          | <b>SHF</b> Number of shifts | <b>SHG</b> Shorthanded goals           |
| <b>SOG</b> Shots on goal                      | <b>SVS</b> Saves                       | <b>TOT</b> Total            | <b>TPP</b> Time on power play          |
| <b>TS</b> Total shots                         | <b>W</b> Wins                          |                             |  |



SUN 9 MAR 2014  
Start Time 16:30

## Shot Chart

Таблица бросков

### USA - KOR

Shots by KOR

Goals (o): 0    SSG (+): 2  
SSP (<): 0    SPG (-): 1



GK 34 of USA

Shots by USA

Goals (o): 1    SSG (+): 6  
SSP (<): 0    SPG (-): 2



GK 31 of KOR

Shots by KOR

Goals (o): 0    SSG (+): 3  
SSP (<): 0    SPG (-): 0



GK 34 of USA

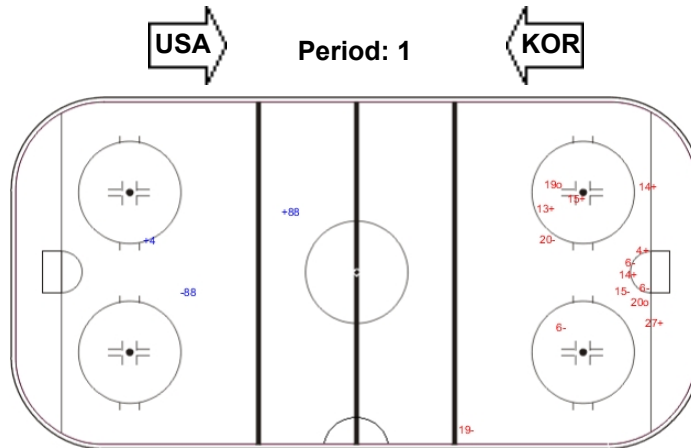
#### LEGEND

**GK** Goalkeeper

**SPG** Shots past goal

**SSG** Shots saved by goalkeeper

**SSP** Shots saved by player



Shots by USA

Goals (o): 2    SSG (+): 6  
SSP (>): 0    SPG (-): 6



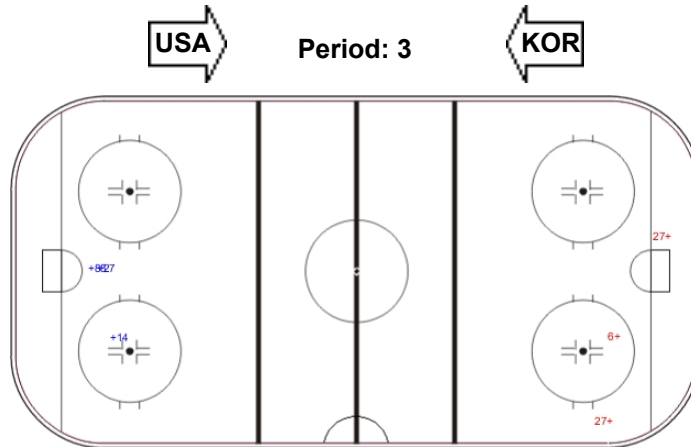
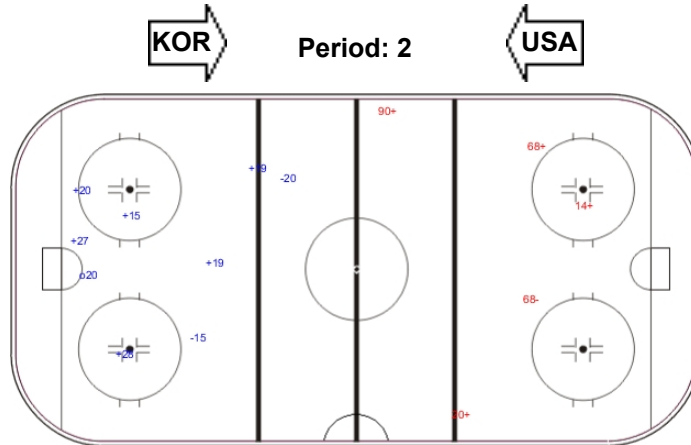
GK 31 of KOR

Shots by KOR

Goals (o): 0    SSG (+): 4  
SSP (>): 0    SPG (-): 1



GK 34 of USA





## Face-off Chart

Таблица вбрасываний

### USA - KOR

#### PERIOD 1

|                     | USA       |           | KOR          |         | USA       |           | KOR |  | Total wins<br>all zones   |     |     |         |         |
|---------------------|-----------|-----------|--------------|---------|-----------|-----------|-----|--|---|-----|-----|---------|---------|
|                     | Def. zone | Att. zone | Neutral zone |         | Att. zone | Def. zone |     |  |   |     |     |         |         |
|                     | - 23      | + 28      | + 23         | - 28    | - 8       | + 28      |     |  | <table border="1"> <thead> <tr> <th>USA</th> <th>KOR</th> </tr> </thead> <tbody> <tr> <td>7 / 47%</td> <td>8 / 53%</td> </tr> </tbody> </table> | USA | KOR | 7 / 47% | 8 / 53% |
| USA                 | KOR       |           |              |         |           |           |     |  |   |     |     |         |         |
| 7 / 47%             | 8 / 53%   |           |              |         |           |           |     |  |   |     |     |         |         |
|                     | + 6       | - 88      | + 6          | - 88    | - 6       | + 28      |     |  |   |     |     |         |         |
|                     | + 6       | - 28      | - 23         | + 88    | - 8       | + 88      |     |  |   |     |     |         |         |
|                     | + 8       | - 28      | - 8          | + 88    | - 23      | + 88      |     |  |   |     |     |         |         |
|                     | + 23      | - 27      |              |         | - 23      | + 28      |     |  |   |     |     |         |         |
|                     | + 6       | - 88      |              |         |           |           |     |  |   |     |     |         |         |
| Total wins / period | 5 / 83%   | 1 / 17%   | 2 / 50%      | 2 / 50% | 0 / 0%    | 5 / 100%  |     |  |   |     |     |         |         |

#### PERIOD 2

|                     | USA       |           | KOR          |         | USA       |           | KOR |  | Total wins<br>all zones   |     |     |         |         |
|---------------------|-----------|-----------|--------------|---------|-----------|-----------|-----|--|---|-----|-----|---------|---------|
|                     | Def. zone | Att. zone | Neutral zone |         | Att. zone | Def. zone |     |  |   |     |     |         |         |
|                     | - 23      | + 88      | - 6          | + 28    | + 23      | - 88      |     |  | <table border="1"> <thead> <tr> <th>USA</th> <th>KOR</th> </tr> </thead> <tbody> <tr> <td>9 / 64%</td> <td>5 / 36%</td> </tr> </tbody> </table> | USA | KOR | 9 / 64% | 5 / 36% |
| USA                 | KOR       |           |              |         |           |           |     |  |   |     |     |         |         |
| 9 / 64%             | 5 / 36%   |           |              |         |           |           |     |  |   |     |     |         |         |
|                     | + 23      | - 28      | + 8          | - 28    | + 6       | - 28      |     |  |   |     |     |         |         |
|                     | + 8       | - 88      | + 8          | - 27    | + 6       | - 28      |     |  |   |     |     |         |         |
|                     | + 6       | - 28      | - 8          | + 88    | + 23      | - 88      |     |  |   |     |     |         |         |
|                     |           |           | - 8          | + 88    | - 8       | + 28      |     |  |   |     |     |         |         |
|                     |           |           |              |         |           |           |     |  |   |     |     |         |         |
| Total wins / period | 3 / 75%   | 1 / 25%   | 2 / 40%      | 3 / 60% | 4 / 80%   | 1 / 20%   |     |  |   |     |     |         |         |

#### PERIOD 3

|                     | USA       |           | KOR          |         | USA       |           | KOR |  | Total wins<br>all zones   |     |     |         |         |
|---------------------|-----------|-----------|--------------|---------|-----------|-----------|-----|--|---|-----|-----|---------|---------|
|                     | Def. zone | Att. zone | Neutral zone |         | Att. zone | Def. zone |     |  |   |     |     |         |         |
|                     | + 23      | - 28      | + 8          | - 28    | - 8       | + 88      |     |  | <table border="1"> <thead> <tr> <th>USA</th> <th>KOR</th> </tr> </thead> <tbody> <tr> <td>6 / 40%</td> <td>9 / 60%</td> </tr> </tbody> </table> | USA | KOR | 6 / 40% | 9 / 60% |
| USA                 | KOR       |           |              |         |           |           |     |  |   |     |     |         |         |
| 6 / 40%             | 9 / 60%   |           |              |         |           |           |     |  |   |     |     |         |         |
|                     | - 6       | + 88      | - 23         | + 88    | - 6       | + 28      |     |  |   |     |     |         |         |
|                     | + 6       | - 28      | - 23         | + 88    | - 27      | + 28      |     |  |   |     |     |         |         |
|                     | + 6       | - 28      | - 23         | + 28    |           |           |     |  |   |     |     |         |         |
|                     | - 27      | + 88      | - 8          | + 28    |           |           |     |  |   |     |     |         |         |
|                     |           |           | + 6          | - 28    |           |           |     |  |   |     |     |         |         |
|                     |           |           | + 27         | - 28    |           |           |     |  |   |     |     |         |         |
| Total wins / period | 3 / 60%   | 2 / 40%   | 3 / 43%      | 4 / 57% | 0 / 0%    | 3 / 100%  |     |  |   |     |     |         |         |

#### TOTAL

|                   | USA       |           | KOR          |         | USA       |           | KOR |  | Total wins<br>all zones   |     |     |          |          |
|-------------------|-----------|-----------|--------------|---------|-----------|-----------|-----|--|---|-----|-----|----------|----------|
|                   | Def. zone | Att. zone | Neutral zone |         | Att. zone | Def. zone |     |  |   |     |     |          |          |
| Total wins / game | 11 / 73%  | 4 / 27%   | 7 / 44%      | 9 / 56% | 4 / 31%   | 9 / 69%   |     |  | <table border="1"> <thead> <tr> <th>USA</th> <th>KOR</th> </tr> </thead> <tbody> <tr> <td>22 / 50%</td> <td>22 / 50%</td> </tr> </tbody> </table> | USA | KOR | 22 / 50% | 22 / 50% |
| USA               | KOR       |           |              |         |           |           |     |  |   |     |     |          |          |
| 22 / 50%          | 22 / 50%  |           |              |         |           |           |     |  |   |     |     |          |          |





HEAD TO HEAD

|                 |         | KOR       |           |           |           |           |           |           |          |
|-----------------|---------|-----------|-----------|-----------|-----------|-----------|-----------|-----------|----------|
| No.             | 27      | 28        | 88        | Tot       | wins USA  | Dz        | Nz        | Az        |          |
| USA             | 6       |           | 7 - 3     | 3 - 1     | 14        | 10<br>71% | 6<br>86%  | 2<br>67%  | 2<br>50% |
|                 | 8       | 1 - 0     | 3 - 3     | 1 - 5     | 13        | 5<br>38%  | 2<br>100% | 3<br>43%  | 0<br>0%  |
|                 | 23      | 1 - 0     | 3 - 3     | 2 - 5     | 14        | 6<br>43%  | 3<br>60%  | 1<br>20%  | 2<br>50% |
|                 | 27      |           | 1 - 1     | 0 - 1     | 3         | 1<br>33%  | 0<br>0%   | 1<br>100% | 0<br>0%  |
| <b>Tot</b>      | 2       | 24        | 18        | 44        | 22<br>50% | 11<br>73% | 7<br>44%  | 4<br>31%  |          |
| <b>wins KOR</b> | 0<br>0% | 10<br>42% | 12<br>67% | 22<br>50% |           |           |           |           |          |
| <b>Dz</b>       |         | 6<br>75%  | 3<br>60%  | 9<br>69%  |           |           |           |           |          |
| <b>Nz</b>       | 0<br>0% | 3<br>38%  | 6<br>86%  | 9<br>56%  |           |           |           |           |          |
| <b>Az</b>       | 0<br>0% | 1<br>13%  | 3<br>50%  | 4<br>27%  |           |           |           |           |          |

LEGEND

**Az** Attacking zone      **Dz** Defending zone      **Nz** Neutral zone      **Tot** Total face-offs played



## Line-Ups

Составы

REVISED

14 MAR 14:07

## RUS - ITA

## Referee(s)

MORRISON Johnathan (USA)

## Goalkeepers

Team: RUS

| No | Name               | Gen |
|----|--------------------|-----|
| 20 | KAMANTCEV Vladimir | M   |
| 1  | IVANOV Mikhail     | M   |

## Team Line-ups

Team: RUS (red)

| No | Pos | Name                | Gen |
|----|-----|---------------------|-----|
| 2  | D   | LYSOV Aleksei       | M   |
| 17 | D   | SELYUKIN Vadim +A   | M   |
| 19 | D   | KUZNETSOV Ivan      | M   |
| 8  | F   | LISOV Dmitrii +C    | M   |
| 23 | F   | VOLKOV Ilia +A      | M   |
| 5  | D   | VARLAKOV Vasili     | M   |
| 6  | D   | LITVINENKO Vladimir | M   |
| 9  | F   | SHIKHOV Konstantin  | M   |
| 11 | F   | AMOSOV Alexey       | M   |
| 21 | F   | PETROV Evgeny       | M   |
| 14 | F   | POPOV Ilia          | M   |
| 16 | F   | DVINYANINOV Andrey  | M   |
| 22 | F   | TERENTYEV Nikolay   | M   |

Head Coach: SAMOYLOV Sergey

## NOT DRESSED:

|    |   |                  |   |
|----|---|------------------|---|
| 4  | D | ANDRIYANOV Maxim | M |
| 10 | F | TUCHIN Ruslan    | M |

## Linesmen

BEELEN Louis (NED) , HELTMAN Tomasz (POL)

Team: ITA

| No | Name               | Gen |
|----|--------------------|-----|
| 1  | STILLITANO Santino | M   |
| 15 | ARAUDO Gabriele    | M   |

Team: ITA (white)

| No | Pos | Name                         | Gen |
|----|-----|------------------------------|-----|
| 3  | D   | ROSA Gianluigi               | M   |
| 14 | D   | BALOSSETTI Bruno             | M   |
| 16 | F   | CHIAROTTI Andrea +C          | M   |
| 68 | F   | CORVINO Valerio              | M   |
| 73 | F   | LEPERDI Gregory Brian Alexis | M   |
| 6  | D   | CAVALIERE Gianluca +A        | M   |
| 5  | F   | PLANKER Florian +A           | M   |
| 7  | F   | WINKLER Werner               | M   |
| 11 | F   | LARCH Nils                   | M   |
| 18 | F   | MACRI Andrea                 | M   |
| 69 | D   | CONDELLO Giuseppe            | M   |
| 8  | F   | RADICE Roberto               | M   |
| 62 | F   | DEPAOLI Christoph            | M   |

Head Coach: da RIN Massimo

## NOT DRESSED:

|    |   |                  |   |
|----|---|------------------|---|
| 88 | F | KANESTRIN Rupert | M |
|----|---|------------------|---|

## LEGEND

|           |               |            |          |            |                   |           |         |
|-----------|---------------|------------|----------|------------|-------------------|-----------|---------|
| <b>D</b>  | Defence       | <b>F</b>   | Forward  | <b>Gen</b> | Gender            | <b>M</b>  | Male    |
| <b>No</b> | Jersey number | <b>Pos</b> | Position | <b>+A</b>  | Assistant captain | <b>+C</b> | Captain |

STELLA Igor (Italy) has been disqualified starting from 4 MAR 2014 from the Ice Sledge Hockey Tournament based on the decision of the IPC Anti Doping Commission, from 13 MAR 2014.



SUN 9 MAR 2014

Start Time 20:00 / End Time 22:02

Preliminary round - Group B, Game 8

Предварительный раунд - Группа B, Матч 8

## Game Summary

Общая игровая статистика

**RUS - ITA 7 - 0 (1 - 0 , 4 - 0 , 2 - 0)**

| Spectators | Referee(s)               | Linesmen                                  |
|------------|--------------------------|---|
| 5638       | MORRISON Johnathan (USA) | BEELEN Louis (NED) , HELTMAN Tomasz (POL) |

### Team Statistics

| Period       | Score        | SVS          | SOG           | PIM            | TPP                  | PPG          | SHG          |
|--------------|--------------|--------------|---------------|----------------|----------------------|--------------|--------------|
| 1            | 1 : 0        | 5 : 3        | 4 : 5         | 6 : 4          | 02:00 : 03:18        | 0 : 0        | 0 : 0        |
| 2            | 4 : 0        | 2 : 1        | 5 : 2         | 0 : 2          | 02:00 : 00:42        | 0 : 0        | 0 : 0        |
| 3            | 2 : 0        | 2 : 3        | 5 : 2         | 27 : 4         | 01:24 : 02:22        | 2 : 0        | 0 : 0        |
| <b>Total</b> | <b>7 : 0</b> | <b>9 : 7</b> | <b>14 : 9</b> | <b>33 : 10</b> | <b>05:24 : 06:22</b> | <b>2 : 0</b> | <b>0 : 0</b> |

### 1st Period

| Action      | Time         | ET/Res       | Team       | Type      | No        | Name           | (G) | Name of Assistant(s) / Action Description                    |
|-------------|--------------|--------------|------------|-----------|-----------|----------------|-----|--|
| GK          | 00:00        |              | RUS        |           | 20        | KAMANTCEV V    |     | - Goalkeeper in  |
| GK          | 00:00        |              | ITA        |           | 1         | STILLITANO S   |     | - Goalkeeper in  |
| Penalty     | 08:23        | 10:23        | ITA        | 2 min.    | 14        | BALOSSETTI B   |     | - Holding an opponent  |
| Penalty     | 09:36        | 11:36        | RUS        | 2 min.    | 23        | VOLKOV I       |     | - Roughing   |
| Penalty     | 09:36        | 13:36        | RUS        | 2 min.    | 23        | VOLKOV I       |     | - Roughing   |
| Penalty     | 09:36        | 11:36        | ITA        | 2 min.    | 73        | LEPERDI GBA    |     | - Roughing   |
| <b>Goal</b> | <b>12:04</b> | <b>1 : 0</b> | <b>RUS</b> | <b>EQ</b> | <b>14</b> | <b>POPOV I</b> | (1) | 17 SELYUKIN V On Ice RUS 20 5 6 9 11 14<br>ITA 1 3 7 8 14 68 |
| Penalty     | 13:42        | 15:42        | RUS        | 2 min.    | 9         | SHIKHOV K      |     | - Interference   |

### 2nd Period

| Action      | Time         | ET/Res       | Team       | Type      | No        | Name                 | (G) | Name of Assistant(s) / Action Description                               |
|-------------|--------------|--------------|------------|-----------|-----------|----------------------|-----|---|
| <b>Goal</b> | <b>18:30</b> | <b>2 : 0</b> | <b>RUS</b> | <b>EQ</b> | <b>11</b> | <b>AMOSOV A</b>      | (1) | 21 PETROV E On Ice RUS 20 5 11 14 19 21<br>ITA 1 5 6 7 11 18            |
| <b>Goal</b> | <b>22:01</b> | <b>3 : 0</b> | <b>RUS</b> | <b>EQ</b> | <b>16</b> | <b>DVINYANINOV A</b> | (1) | 14 POPOV I On Ice RUS 20 5 6 14 16 21<br>5 VARLAKOV V ITA 1 5 6 7 18 62 |
| Penalty     | 24:20        | 26:20        | ITA        | 2 min.    | 6         | CAVALIERE G          |     | - Interference  |
| <b>Goal</b> | <b>26:25</b> | <b>4 : 0</b> | <b>RUS</b> | <b>EQ</b> | <b>16</b> | <b>DVINYANINOV A</b> | (2) | 14 POPOV I On Ice RUS 20 5 14 16 19 21<br>5 VARLAKOV V ITA 1 3 5 6 7 18 |
| <b>Goal</b> | <b>28:49</b> | <b>5 : 0</b> | <b>RUS</b> | <b>EQ</b> | <b>6</b>  | <b>LITVINENKO V</b>  | (1) | 21 PETROV E On Ice RUS 20 2 6 11 16 21<br>2 LYSOV A ITA 1 3 5 7 11 18   |
| Time-out    | 28:49        |              | ITA        |           |           |                      |     |   |

### 3rd Period

| Action      | Time         | ET/Res       | Team       | Type       | No        | Name                 | (G) | Name of Assistant(s) / Action Description  |
|-------------|--------------|--------------|------------|------------|-----------|----------------------|-----|--|
| GK          | 30:00        |              | ITA        |            | 15        | ARAUDO G             |     | - Goalkeeper in 1 STILLITANO S - Goalkeeper out                                  |
| Penalty     | 30:21        | 31:20        | ITA        | 2 min.     | 3         | ROSA G               |     | - Teeing   |
| <b>Goal</b> | <b>31:20</b> | <b>6 : 0</b> | <b>RUS</b> | <b>PP1</b> | <b>16</b> | <b>DVINYANINOV A</b> | (3) | 21 PETROV E On Ice RUS 20 2 16 19 21 23 *<br>ITA 15 6 18 68 73                   |
| Penalty     | 35:18        | 37:18        | RUS        | 2 min.     | 6         | LITVINENKO V         |     | - Elbowing   |
| Penalty     | 38:13        | 38:38        | ITA        | 2 min.     | 73        | LEPERDI GBA          |     | - Elbowing   |
| <b>Goal</b> | <b>38:38</b> | <b>7 : 0</b> | <b>RUS</b> | <b>PP1</b> | <b>23</b> | <b>VOLKOV I</b>      | (1) | 16 DVINYANINOV A On Ice RUS 20 5 6 16 21 23 *<br>6 LITVINENKO V ITA 15 3 8 18 68 |
| Penalty     | 44:38        | 45:00        | RUS        | 5 min.     | 2         | LYSOV A              |     | - Roughing / Served by: 22 TERYTYEV N  |
| Penalty     | 44:38        | 45:00        | RUS        | 20 min.    | 2         | LYSOV A              |     | - Game Misconduct Penalty  |
| GK          | 45:00        |              | RUS        |            |           |                      |     | 20 KAMANTCEV V - Goalkeeper out  |
| GK          | 45:00        |              | ITA        |            |           |                      |     | 15 ARAUDO G - Goalkeeper out   |

### Goalkeeper Records

Team : RUS - Russian Federation

Team : ITA - Italy

| No | Name               | SOG | SVS | MIP   | No | Name               | SOG | SVS | MIP   |
|----|--------------------|-----|-----|-------|----|--------------------|-----|-----|-------|
| 20 | KAMANTCEV Vladimir | 9   | 9   | 45:00 | 1  | STILLITANO Santino | 9   | 4   | 30:00 |
| 1  | IVANOV Mikhail     |     |     |       | 15 | ARAUDO Gabriele    | 5   | 3   | 15:00 |



SUN 9 MAR 2014

Start Time 20:00 / End Time 22:02

Preliminary round - Group B, Game 8

Предварительный раунд - Группа B, Матч 8

Game Statistics

Team : RUS (red)

Head Coach : SAMOYLOV Sergey

| No           | Pos | Name                | Gen | G        | A         | P         | PIM       | FO+       | FO-       | FO+/-     | Shots on Goal |          |          |          | TS        | +/- | Time on Ice |      |      |    | TOT   | SHF | AVG  |  |
|--------------|-----|---------------------|-----|----------|-----------|-----------|-----------|-----------|-----------|-----------|---------------|----------|----------|----------|-----------|-----|-------------|------|------|----|-------|-----|------|--|
|              |     |                     |     |          |           |           |           |           |           |           | 1             | 2        | 3        | OT       |           |     | 1           | 2    | 3    | OT |       |     |      |  |
| 2            | D   | LYSOV Aleksei       | M   | 0        | 1         | 1         | 25        | 0         | 0         | 0         | 0.00          | 0        | 0        | 1        | 1         | +1  | 9:42        | 8:53 | 7:42 |    | 26:17 | 16  | 1:38 |  |
| 8            | F   | LISOV Dmitrii +C    | M   | 0        | 0         | 0         | 0         | 2         | 3         | -1        | 40.00         | 1        | 0        | 0        | 1         | 0   | 10:26       | 8:21 | 6:02 |    | 24:49 | 15  | 1:39 |  |
| 17           | D   | SELYUKIN Vadim +A   | M   | 0        | 1         | 1         | 0         | 0         | 0         | 0         | 0.00          | 0        | 0        | 2        | 2         | 0   | 6:28        | 6:17 | 5:59 |    | 18:44 | 10  | 1:52 |  |
| 19           | D   | KUZNETSOV Ivan      | M   | 0        | 0         | 0         | 0         | 0         | 0         | 0         | 0.00          | 0        | 0        | 0        | 0         | +2  | 9:49        | 9:15 | 9:56 |    | 29:00 | 16  | 1:48 |  |
| 23           | F   | VOLKOV Ilia +A      | M   | 1        | 0         | 1         | 4         | 6         | 10        | -4        | 37.50         | 1        | 0        | 1        | 2         | 0   | 5:42        | 7:38 | 4:01 |    | 17:21 | 14  | 1:14 |  |
| 5            | D   | VARLAKOV Vasilii    | M   | 0        | 2         | 2         | 0         | 0         | 0         | 0         | 0.00          | 0        | 0        | 0        | 0         | +4  | 5:14        | 6:06 | 7:12 |    | 18:32 | 14  | 1:19 |  |
| 6            | D   | LITVINENKO Vladimir | M   | 1        | 1         | 2         | 2         | 0         | 0         | 0         | 0.00          | 0        | 1        | 0        | 1         | +3  | 5:05        | 5:39 | 4:13 |    | 14:57 | 13  | 1:09 |  |
| 9            | F   | SHIKHOV Konstantin  | M   | 0        | 0         | 2         | 0         | 0         | 0         | 0         | 0.00          | 0        | 0        | 0        | 0         | +1  | 4:36        | 2:24 | 5:36 |    | 12:36 | 8   | 1:34 |  |
| 11           | F   | AMOSOV Alexey       | M   | 1        | 0         | 1         | 0         | 6         | 4         | 2         | 60.00         | 0        | 2        | 0        | 2         | +3  | 3:53        | 4:29 | 3:45 |    | 12:07 | 11  | 1:06 |  |
| 21           | F   | PETROV Evgeny       | M   | 0        | 3         | 3         | 0         | 2         | 1         | 1         | 66.67         | 1        | 0        | 0        | 1         | +4  | 5:18        | 6:44 | 3:02 |    | 15:04 | 12  | 1:15 |  |
| 14           | F   | POPOV Ilia          | M   | 1        | 2         | 3         | 0         | 1         | 2         | -1        | 33.33         | 1        | 0        | 0        | 1         | +4  | 2:00        | 2:42 | 6:02 |    | 10:44 | 7   | 1:32 |  |
| 16           | F   | DVINIANINOV Andrey  | M   | 3        | 1         | 4         | 0         | 2         | 2         | 0         | 50.00         | 0        | 2        | 1        | 3         | +3  | 1:38        | 5:26 | 2:48 |    | 9:52  | 10  | 0:59 |  |
| 22           | F   | TERENTYEV Nikolay   | M   | 0        | 0         | 0         | 0         | 0         | 0         | 0         | 0.00          | 0        | 0        | 0        | 0         | 0   | 1:27        | 0:00 | 5:51 |    | 7:18  | 5   | 1:27 |  |
| 1            | GK  | IVANOV Mikhail      | M   | 0        | 0         | 0         | 0         |           |           |           |               | 0        | 0        | 0        | 0         |     |             |      |      |    |       |     |      |  |
| 20           | GK  | KAMANTCEV Vladimir  | M   | 0        | 0         | 0         | 0         |           |           |           |               | 0        | 0        | 0        | 0         |     |             |      |      |    |       |     |      |  |
| <b>Total</b> |     |                     |     | <b>7</b> | <b>11</b> | <b>18</b> | <b>33</b> | <b>19</b> | <b>22</b> | <b>-3</b> | <b>46.34</b>  | <b>4</b> | <b>5</b> | <b>5</b> | <b>14</b> |     |             |      |      |    |       |     |      |  |

Team : ITA (white)

Head Coach : da RIN Massimo

| No           | Pos | Name                         | Gen | G        | A        | P        | PIM       | FO+       | FO-       | FO+/-    | Shots on Goal |          |          |          | TS       | +/- | Time on Ice |       |      |    | TOT   | SHF | AVG  |  |
|--------------|-----|------------------------------|-----|----------|----------|----------|-----------|-----------|-----------|----------|---------------|----------|----------|----------|----------|-----|-------------|-------|------|----|-------|-----|------|--|
|              |     |                              |     |          |          |          |           |           |           |          | 1             | 2        | 3        | OT       |          |     | 1           | 2     | 3    | OT |       |     |      |  |
| 3            | D   | ROSA Gianluigi               | M   | 0        | 0        | 0        | 2         | 0         | 0         | 0        | 0.00          | 0        | 2        | 0        | 2        | -3  | 9:36        | 10:20 | 8:34 |    | 28:30 | 16  | 1:46 |  |
| 14           | D   | BALOSSETTI Bruno             | M   | 0        | 0        | 0        | 2         | 0         | 0         | 0        | 0.00          | 0        | 0        | 0        | 0        | -1  | 5:00        | 6:49  | 5:07 |    | 16:56 | 15  | 1:07 |  |
| 16           | F   | CHIAROTTI Andrea +C          | M   | 0        | 0        | 0        | 0         | 0         | 0         | 0        | 0.00          | 1        | 0        | 0        | 1        | 0   | 6:18        | 7:10  | 4:41 |    | 18:09 | 15  | 1:12 |  |
| 68           | F   | CORVINO Valerio              | M   | 0        | 0        | 0        | 0         | 3         | 3         | 0        | 50.00         | 2        | 0        | 1        | 3        | -1  | 6:35        | 6:29  | 6:23 |    | 19:27 | 15  | 1:17 |  |
| 73           | F   | LEPERDI Gregory Brian Alexis | M   | 0        | 0        | 0        | 4         | 5         | 5         | 0        | 50.00         | 0        | 0        | 0        | 0        | 0   | 7:09        | 8:53  | 8:47 |    | 24:49 | 18  | 1:22 |  |
| 5            | F   | PLANKER Florian +A           | M   | 0        | 0        | 0        | 0         | 11        | 7         | 4        | 61.11         | 1        | 0        | 0        | 1        | -4  | 7:52        | 7:46  | 8:50 |    | 24:28 | 20  | 1:13 |  |
| 6            | D   | CAVALIERE Gianluca +A        | M   | 0        | 0        | 0        | 2         | 0         | 0         | 0        | 0.00          | 0        | 0        | 0        | 0        | -3  | 8:54        | 6:46  | 9:11 |    | 24:51 | 15  | 1:39 |  |
| 7            | F   | WINKLER Werner               | M   | 0        | 0        | 0        | 0         | 2         | 4         | -2       | 33.33         | 1        | 0        | 1        | 2        | -5  | 6:33        | 6:43  | 5:27 |    | 18:43 | 16  | 1:10 |  |
| 11           | F   | LARCH Nils                   | M   | 0        | 0        | 0        | 0         | 0         | 0         | 0        | 0.00          | 0        | 0        | 0        | 0        | -2  | 3:40        | 3:05  | 1:56 |    | 8:41  | 8   | 1:05 |  |
| 18           | F   | MACRI Andrea                 | M   | 0        | 0        | 0        | 0         | 1         | 0         | 1        | 100.00        | 0        | 0        | 0        | 0        | -4  | 5:15        | 4:27  | 7:23 |    | 17:05 | 14  | 1:13 |  |
| 8            | F   | RADICE Roberto               | M   | 0        | 0        | 0        | 0         | 0         | 0         | 0        | 0.00          | 0        | 0        | 0        | 0        | -1  | 3:35        | 2:39  | 5:12 |    | 11:26 | 11  | 1:02 |  |
| 62           | F   | DEPAOLI Christoph            | M   | 0        | 0        | 0        | 0         | 0         | 0         | 0        | 0.00          | 0        | 0        | 0        | 0        | -1  | 2:34        | 1:43  | 2:27 |    | 6:44  | 8   | 0:50 |  |
| 69           | D   | CONDELLO Giuseppe            | M   | 0        | 0        | 0        | 0         | 0         | 0         | 0        | 0.00          | 0        | 0        | 0        | 0        | 0   | 0:00        | 0:00  | 0:00 |    | 0:00  | 0   | 0:00 |  |
| 1            | GK  | STILLITANO Santino           | M   | 0        | 0        | 0        | 0         |           |           |          |               | 0        | 0        | 0        | 0        |     |             |       |      |    |       |     |      |  |
| 15           | GK  | ARAUDO Gabriele              | M   | 0        | 0        | 0        | 0         |           |           |          |               | 0        | 0        | 0        | 0        |     |             |       |      |    |       |     |      |  |
| <b>Total</b> |     |                              |     | <b>0</b> | <b>0</b> | <b>0</b> | <b>10</b> | <b>22</b> | <b>19</b> | <b>3</b> | <b>53.66</b>  | <b>5</b> | <b>2</b> | <b>2</b> | <b>9</b> |     |             |       |      |    |       |     |      |  |

Group B

| R | Team | GP | W | OTW | OTL | L | GDF | GF:GA  | PTS |
|---|------|----|---|-----|-----|---|-----|--------|-----|
| 1 | USA  | 2  | 2 | 0   | 0   | 0 | +7  | 8 : 1  | 6   |
| 2 | RUS  | 2  | 1 | 0   | 1   | 0 | +6  | 9 : 3  | 4   |
| 3 | KOR  | 2  | 0 | 1   | 0   | 1 | -2  | 3 : 5  | 2   |
| 4 | ITA  | 2  | 0 | 0   | 0   | 2 | -11 | 1 : 12 | 0   |

|     | ITA              | KOR              | RUS              | USA              |
|-----|------------------|------------------|------------------|------------------|
| ITA | *****            | TUE 11 MAR 09:30 | 0:7              | 1:5              |
| KOR | TUE 11 MAR 09:30 | *****            | 3:2              | 0:3              |
| RUS | 7:0              | 2:3              | *****            | TUE 11 MAR 16:30 |
| USA | 5:1              | 3:0              | TUE 11 MAR 16:30 | *****            |



**LEGEND**

|  |   |  |                             |
|--|---|--|-----------------------------|
| <b>(G)</b> Goals in tournament         | <b>*</b> does not count for Plus/minus        | <b>+/-</b> Plus/minus net              | <b>+A</b> Assistant captain |
| <b>+C</b> Captain                      | <b>A</b> Assists                              | <b>AVG</b> Average time on ice / shift | <b>D</b> Defence            |
| <b>EQ</b> Equal strength               | <b>ET/Res</b> Penalty end time/Result of game | <b>F</b> Forward                       | <b>FO-</b> Face-offs lost   |
| <b>FO%</b> Face-offs won as percentage | <b>FO+</b> Face-offs won                      | <b>FO+/-</b> Face-offs net             | <b>G</b> Goals              |
| <b>GA</b> Goals against                | <b>GDF</b> Goal difference                    | <b>Gen</b> Gender                      | <b>GF</b> Goals for         |
| <b>GK</b> Goalkeeper                   | <b>GP</b> Games played                        | <b>L</b> Losses                        | <b>M</b> Male               |
| <b>MIP</b> Minutes in play (GK)        | <b>No</b> Jersey number                       | <b>OT</b> Overtime                     | <b>OTL</b> Overtime losses  |
| <b>OTW</b> Overtime wins               | <b>P</b> Points                               | <b>PIM</b> Penalties in minutes        | <b>Pos</b> Position         |
| <b>PP1</b> Power play - 1 player       | <b>PPG</b> Power play goals                   | <b>PTS</b> Points                      | <b>R</b> Rank               |
| <b>SHF</b> Number of shifts            | <b>SHG</b> Shorthanded goals                  | <b>SOG</b> Shots on goal               | <b>SVS</b> Saves            |
| <b>TOT</b> Total                       | <b>TPP</b> Time on power play                 | <b>TS</b> Total shots                  | <b>W</b> Wins               |



Shot Chart

Таблица бросков

RUS - ITA

Shots by ITA

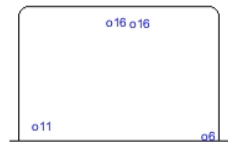
Goals (o): 0  
SSP (<): 0



GK 20 of RUS

Shots by RUS

Goals (o): 4  
SSP (<): 0



GK 1 of ITA

Shots by ITA

Goals (o): 0  
SSP (<): 0



GK 20 of RUS

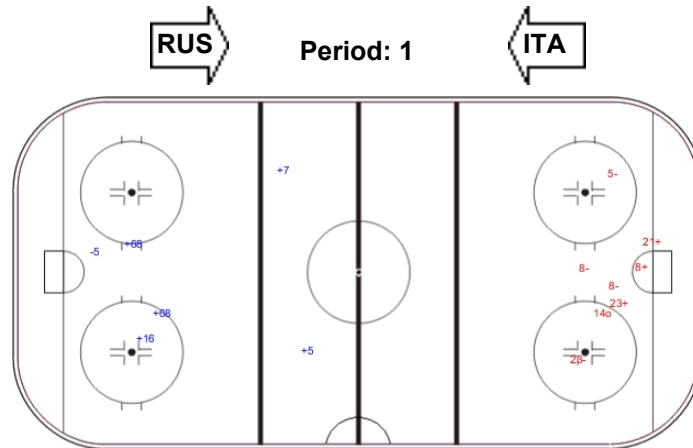
LEGEND

GK Goalkeeper

SPG Shots past goal

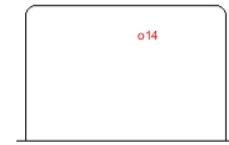
SSG Shots saved by goalkeeper

SSP Shots saved by player

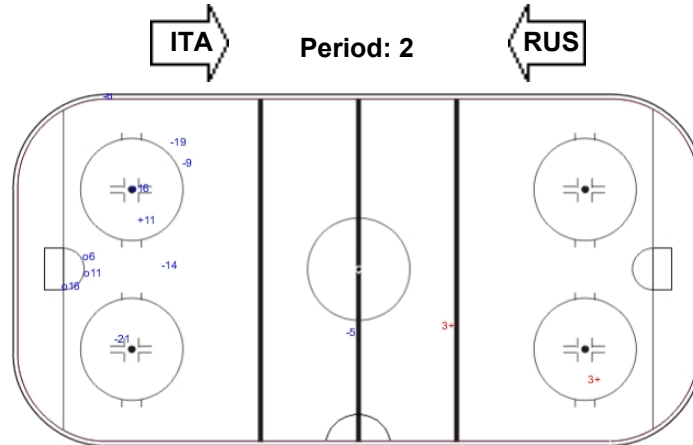


Shots by RUS

Goals (o): 1  
SSP (>): 0



GK 1 of ITA

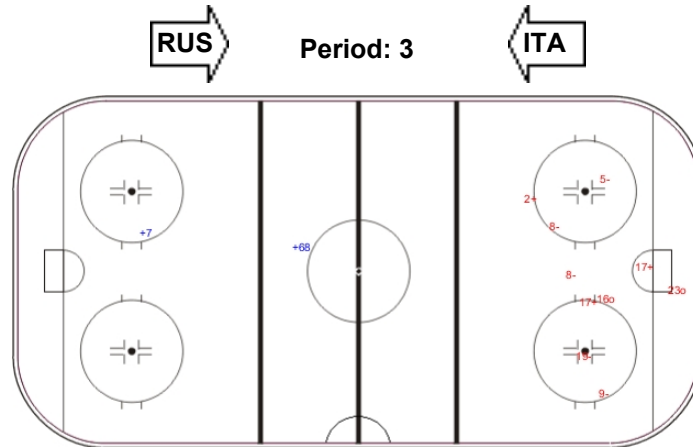


Shots by ITA

Goals (o): 0  
SSP (>): 0



GK 20 of RUS

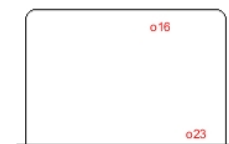


Shots by RUS

Goals (o): 2  
SSP (>): 0



GK 1 of ITA



GK 15 of ITA



## Face-off Chart

Таблица вбрасываний

### RUS - ITA

#### PERIOD 1

|                     | RUS       |           | ITA          |              | RUS       |           | ITA       |           | Total wins all zones |         |
|---------------------|-----------|-----------|--------------|--------------|-----------|-----------|-----------|-----------|----------------------|---------|
|                     | Def. zone | Att. zone | Neutral zone | Neutral zone | Att. zone | Def. zone | Att. zone | Def. zone | RUS                  | ITA     |
|                     | - 23      | + 5       | - 23         | + 73         | - 23      | + 68      |           |           |                      |         |
|                     | - 11      | + 5       | - 21         | + 5          | + 21      | - 7       |           |           |                      |         |
|                     | + 16      | - 73      | + 8          | - 68         |           |           |           |           |                      |         |
|                     | - 8       | + 5       |              |              |           |           |           |           |                      |         |
|                     | + 11      | - 73      |              |              |           |           |           |           |                      |         |
|                     | - 11      | + 5       |              |              |           |           |           |           |                      |         |
|                     | + 11      | - 5       |              |              |           |           |           |           |                      |         |
|                     | + 21      | - 5       |              |              |           |           |           |           |                      |         |
|                     | - 8       | + 73      |              |              |           |           |           |           |                      |         |
| Total wins / period | 4 / 44%   | 5 / 56%   | 1 / 33%      | 2 / 67%      | 1 / 50%   | 1 / 50%   |           |           | 6 / 43%              | 8 / 57% |

#### PERIOD 2

|                     | RUS       |           | ITA          |              | RUS       |           | ITA       |           | Total wins all zones |         |
|---------------------|-----------|-----------|--------------|--------------|-----------|-----------|-----------|-----------|----------------------|---------|
|                     | Def. zone | Att. zone | Neutral zone | Neutral zone | Att. zone | Def. zone | Att. zone | Def. zone | RUS                  | ITA     |
|                     | - 11      | + 5       | + 23         | - 73         | + 23      | - 73      |           |           |                      |         |
|                     | - 16      | + 7       | - 23         | + 73         | - 16      | + 5       |           |           |                      |         |
|                     | + 23      | - 68      | + 23         | - 73         | - 8       | + 68      |           |           |                      |         |
|                     | + 16      | - 7       | + 11         | - 5          | - 23      | + 5       |           |           |                      |         |
|                     | - 23      | + 5       | + 23         | - 68         |           |           |           |           |                      |         |
|                     |           |           | + 11         | - 5          |           |           |           |           |                      |         |
| Total wins / period | 2 / 40%   | 3 / 60%   | 5 / 83%      | 1 / 17%      | 1 / 25%   | 3 / 75%   |           |           | 8 / 53%              | 7 / 47% |

#### PERIOD 3

|                     | RUS       |           | ITA          |              | RUS       |           | ITA       |           | Total wins all zones |         |
|---------------------|-----------|-----------|--------------|--------------|-----------|-----------|-----------|-----------|----------------------|---------|
|                     | Def. zone | Att. zone | Neutral zone | Neutral zone | Att. zone | Def. zone | Att. zone | Def. zone | RUS                  | ITA     |
|                     | + 8       | - 5       | + 11         | - 5          | - 23      | + 73      |           |           |                      |         |
|                     | + 11      | - 7       | - 14         | + 5          | - 23      | + 73      |           |           |                      |         |
|                     | - 11      | + 7       | - 14         | + 5          | - 23      | + 68      |           |           |                      |         |
|                     | + 23      | - 7       | + 14         | - 5          | - 23      | + 18      |           |           |                      |         |
| Total wins / period | 3 / 75%   | 1 / 25%   | 2 / 50%      | 2 / 50%      | 0 / 0%    | 4 / 100%  |           |           | 5 / 42%              | 7 / 58% |

#### TOTAL

|                   | RUS       |           | ITA          |              | RUS       |           | ITA       |           | Total wins all zones |          |
|-------------------|-----------|-----------|--------------|--------------|-----------|-----------|-----------|-----------|----------------------|----------|
|                   | Def. zone | Att. zone | Neutral zone | Neutral zone | Att. zone | Def. zone | Att. zone | Def. zone | RUS                  | ITA      |
| Total wins / game | 9 / 50%   | 9 / 50%   | 8 / 62%      | 5 / 38%      | 2 / 20%   | 8 / 80%   |           |           | 19 / 46%             | 22 / 54% |



HEAD TO HEAD

|                 |           | ITA      |           |           |          |           |           |          |           |           |           |
|-----------------|-----------|----------|-----------|-----------|----------|-----------|-----------|----------|-----------|-----------|-----------|
| No.             | 5         | 7        | 18        | 68        | 73       | Tot       | wins RUS  | Dz       | Nz        | Az        |           |
| RUS             | 8         | 1 - 1    |           |           | 1 - 1    | 0 - 1     | 5         | 2<br>40% | 1<br>33%  | 1<br>100% | 0<br>0%   |
|                 | 11        | 4 - 3    | 1 - 1     |           |          | 1 - 0     | 10        | 6<br>60% | 3<br>43%  | 3<br>100% |           |
|                 | 14        | 1 - 2    |           |           |          |           | 3         | 1<br>33% |           | 1<br>33%  |           |
|                 | 16        | 0 - 1    | 1 - 1     |           |          | 1 - 0     | 4         | 2<br>50% | 2<br>67%  |           | 0<br>0%   |
|                 | 21        | 1 - 1    | 1 - 0     |           |          |           | 3         | 2<br>67% | 1<br>100% | 0<br>0%   | 1<br>100% |
|                 | 23        | 0 - 3    | 1 - 0     | 0 - 1     | 2 - 2    | 3 - 4     | 16        | 6<br>38% | 2<br>50%  | 3<br>60%  | 1<br>14%  |
| <b>Tot</b>      | 18        | 6        | 1         | 6         | 10       | 41        | 19<br>46% | 9<br>50% | 8<br>62%  | 2<br>20%  |           |
| <b>wins ITA</b> | 11<br>61% | 2<br>33% | 1<br>100% | 3<br>50%  | 5<br>50% | 22<br>54% |           |          |           |           |           |
| <b>Dz</b>       | 2<br>100% | 0<br>0%  | 1<br>100% | 3<br>100% | 2<br>67% | 8<br>80%  |           |          |           |           |           |
| <b>Nz</b>       | 3<br>43%  |          |           | 0<br>0%   | 2<br>50% | 5<br>38%  |           |          |           |           |           |
| <b>Az</b>       | 6<br>67%  | 2<br>40% |           | 0<br>0%   | 1<br>33% | 9<br>50%  |           |          |           |           |           |

LEGEND

**Az** Attacking zone      **Dz** Defending zone      **Nz** Neutral zone      **Tot** Total face-offs played





## Line-Ups

Составы

REVISED

14 MAR 14:08

## KOR - ITA

### Referee(s)

BOESE Paul (CAN)

### Goalkeepers

Team: KOR

| No | Name             | Gen |
|----|------------------|-----|
| 31 | YU Man-Gyun      | M   |
| 74 | CHUNG Young-Hoon | M   |

### Team Line-ups

Team: KOR (red)

| No | Pos | Name              | Gen |
|----|-----|-------------------|-----|
| 28 | D   | LEE Jong-Kyung +C | M   |
| 68 | D   | HAN Min-Su        | M   |
| 90 | D   | PARK Woo-Chul     | M   |
| 14 | F   | JUNG Seung-Hwan   | M   |
| 27 | F   | CHO Byeong-Seok   | M   |
| 10 | D   | CHO Young-Jae     | M   |
| 20 | D   | JANG Dong-Shin +A | M   |
| 88 | D   | PARK Sang-Hyeon   | M   |
| 26 | F   | KIM Dea-Jung      | M   |
| 55 | F   | JANG Jong-Ho +A   | M   |
| 4  | D   | SA Sung-Keun      | M   |
| 12 | F   | KIM Young-Sung    | M   |
| 39 | F   | LEE Young-Min     | M   |

Head Coach: KIM Ik-Hwan

### NOT DRESSED:

|    |   |              |   |
|----|---|--------------|---|
| 11 | F | CHOI Bae-Suk | M |
| 21 | F | LEE Ju-Seung | M |

### Linesmen

KLOCHKOV Dmitriy (RUS) , NYBERGET Espen (NOR)

Team: ITA

| No | Name               | Gen |
|----|--------------------|-----|
| 15 | ARAUDO Gabriele    | M   |
| 1  | STILLITANO Santino | M   |

Team: ITA (white)

| No | Pos | Name                         | Gen |
|----|-----|------------------------------|-----|
| 3  | D   | ROSA Gianluigi               | M   |
| 5  | F   | PLANKER Florian +A           | M   |
| 7  | F   | WINKLER Werner               | M   |
| 8  | F   | RADICE Roberto               | M   |
| 16 | F   | CHIAROTTI Andrea +C          | M   |
| 6  | D   | CAVALIERE Gianluca +A        | M   |
| 14 | D   | BALOSSETTI Bruno             | M   |
| 18 | F   | MACRI Andrea                 | M   |
| 68 | F   | CORVINO Valerio              | M   |
| 73 | F   | LEPERDI Gregory Brian Alexis | M   |
| 69 | D   | CONDELLO Giuseppe            | M   |
| 11 | F   | LARCH Nils                   | M   |
| 62 | F   | DEPAOLI Christoph            | M   |

Head Coach: da RIN Massimo

### NOT DRESSED:

|    |   |                  |   |
|----|---|------------------|---|
| 88 | F | KANESTRIN Rupert | M |
|----|---|------------------|---|

### LEGEND

|           |               |            |          |            |                   |           |         |
|-----------|---------------|------------|----------|------------|-------------------|-----------|---------|
| <b>D</b>  | Defence       | <b>F</b>   | Forward  | <b>Gen</b> | Gender            | <b>M</b>  | Male    |
| <b>No</b> | Jersey number | <b>Pos</b> | Position | <b>+A</b>  | Assistant captain | <b>+C</b> | Captain |

STELLA Igor (Italy) has been disqualified starting from 4 MAR 2014 from the Ice Sledge Hockey Tournament based on the decision of the IPC Anti Doping Commission, from 13 MAR 2014.



TUE 11 MAR 2014

Start Time 09:30 / End Time 11:20

Preliminary round - Group B, Game 9

Предварительный раунд - Группа B, Матч 9

## Game Summary

Общая игровая статистика

**KOR - ITA 1 - 2 (0 - 1, 0 - 0, 1 - 1)**

| Spectators | Referee(s)       | Linesmen                                     |
|------------|------------------|--|
| 3889       | BOESE Paul (CAN) | KLOCHKOV Dmitriy (RUS), NYBERGET Espen (NOR) |

### Team Statistics

| Period       | Score        | SVS           | SOG            | PIM          | TPP                  | PPG          | SHG          |
|--------------|--------------|---------------|----------------|--------------|----------------------|--------------|--------------|
| 1            | 0 : 1        | 2 : 4         | 4 : 3          | 0 : 2        | 01:59 : 00:00        | 0 : 0        | 0 : 0        |
| 2            | 0 : 0        | 5 : 3         | 3 : 5          | 0 : 2        | 02:01 : 00:00        | 0 : 0        | 0 : 0        |
| 3            | 1 : 1        | 4 : 2         | 3 : 5          | 2 : 0        | 00:00 : 02:00        | 0 : 0        | 0 : 0        |
| <b>Total</b> | <b>1 : 2</b> | <b>11 : 9</b> | <b>10 : 13</b> | <b>2 : 4</b> | <b>04:00 : 02:00</b> | <b>0 : 0</b> | <b>0 : 0</b> |

### 1st Period

| Action      | Time         | ET/Res       | Team       | Type      | No        | Name           | (G) | Name of Assistant(s) / Action Description                          |
|-------------|--------------|--------------|------------|-----------|-----------|----------------|-----|--|
| GK          | 00:00        |              | KOR        |           | 31        | YU MG          |     | - Goalkeeper in  |
| GK          | 00:00        |              | ITA        |           | 15        | ARAUDO G       |     | - Goalkeeper in  |
| <b>Goal</b> | <b>09:55</b> | <b>0 : 1</b> | <b>ITA</b> | <b>EQ</b> | <b>18</b> | <b>MACRI A</b> | (1) | 73 LEPERDI GBA On Ice KOR 31 10 12 14 20 55<br>ITA 15 3 8 18 68 73 |
| Penalty     | 13:01        | 15:01        | ITA        | 2 min.    | 18        | MACRI A        |     | - Roughing   |

### 2nd Period

| Action  | Time  | ET/Res | Team | Type   | No | Name    | (G) | Name of Assistant(s) / Action Description |
|---------|-------|--------|------|--------|----|---------|-----|---|
| Penalty | 20:30 | 22:30  | ITA  | 2 min. | 18 | MACRI A |     | - Holding an opponent                     |

### 3rd Period

| Action      | Time         | ET/Res       | Team       | Type      | No        | Name             | (G) | Name of Assistant(s) / Action Description            |
|-------------|--------------|--------------|------------|-----------|-----------|------------------|-----|--|
| <b>Goal</b> | <b>35:06</b> | <b>1 : 1</b> | <b>KOR</b> | <b>EQ</b> | <b>14</b> | <b>JUNG SH</b>   | (1) | On Ice KOR 31 10 14 27 28 90<br>ITA 15 6 14 18 68 73 |
| <b>Goal</b> | <b>35:53</b> | <b>1 : 2</b> | <b>ITA</b> | <b>EQ</b> | <b>5</b>  | <b>PLANKER F</b> | (2) | On Ice KOR 31 10 12 20 55 88<br>ITA 15 3 5 7 8 16    |
| Penalty     | 38:15        | 40:15        | KOR        | 2 min.    | 12        | KIM YS           |     | - Teeing   |
| Time-out    | 43:27        |              | KOR        |           |           |                  |     |  |
| GK          | 43:27        |              | KOR        |           |           |                  |     | 31 YU MG - Goalkeeper out                            |
| GK          | 44:21        |              | KOR        |           | 31        | YU MG            |     | - Goalkeeper in                                      |
| GK          | 45:00        |              | KOR        |           |           |                  |     | 31 YU MG - Goalkeeper out                            |
| GK          | 45:00        |              | ITA        |           |           |                  |     | 15 ARAUDO G - Goalkeeper out                         |

### Goalkeeper Records

Team : KOR - Korea

| No | Name             | SOG | SVS | MIP   |
|----|------------------|-----|-----|-------|
| 31 | YU Man-Gyun      | 13  | 11  | 44:06 |
| 74 | CHUNG Young-Hoon |     |     |       |

Team : ITA - Italy

| No | Name               | SOG | SVS | MIP   |
|----|--------------------|-----|-----|-------|
| 15 | ARAUDO Gabriele    | 10  | 9   | 45:00 |
| 1  | STILLITANO Santino |     |     |       |

### Game Statistics

| Team : KOR (red)         |     |                   |     |   |   |   |     |     |     |               |       |   |             |   |    |    |     |      |      |       |    |       |     |      |
|--------------------------|-----|-------------------|-----|---|---|---|-----|-----|-----|---------------|-------|---|-------------|---|----|----|-----|------|------|-------|----|-------|-----|------|
| Head Coach : KIM Ik-Hwan |     |                   |     |   |   |   |     |     |     | Shots on Goal |       |   | Time on Ice |   |    |    |     |      |      |       |    |       |     |      |
| No                       | Pos | Name              | Gen | G | A | P | PIM | FO+ | FO- | FO+/-         | FO%   | 1 | 2           | 3 | OT | TS | +/- | 1    | 2    | 3     | OT | TOT   | SHF | AVG  |
| 14                       | F   | JUNG Seung-Hwan   | M   | 1 | 0 | 1 | 0   | 0   | 0   | 0             | 0.00  | 1 | 1           | 1 |    | 3  | 0   | 9:49 | 7:06 | 10:24 |    | 27:19 | 19  | 1:26 |
| 27                       | F   | CHO Byeong-Seok   | M   | 0 | 0 | 0 | 0   | 0   | 0   | 0             | 0.00  | 0 | 0           | 0 |    | 0  | +1  | 8:17 | 6:36 | 5:23  |    | 20:16 | 18  | 1:07 |
| 28                       | D   | LEE Jong-Kyung +C | M   | 0 | 0 | 0 | 0   | 18  | 7   | 11            | 72.00 | 0 | 0           | 0 |    | 0  | +1  | 8:18 | 7:22 | 9:53  |    | 25:33 | 19  | 1:20 |
| 68                       | D   | HAN Min-Su        | M   | 0 | 0 | 0 | 0   | 0   | 0   | 0             | 0.00  | 1 | 0           | 0 |    | 1  | 0   | 7:40 | 7:41 | 9:08  |    | 24:29 | 18  | 1:21 |
| 90                       | D   | PARK Woo-Chul     | M   | 0 | 0 | 0 | 0   | 0   | 0   | 0             | 0.00  | 0 | 2           | 1 |    | 3  | +1  | 7:57 | 7:42 | 9:32  |    | 25:11 | 18  | 1:23 |
| 10                       | D   | CHO Young-Jae     | M   | 0 | 0 | 0 | 0   | 0   | 0   | 0             | 0.00  | 2 | 0           | 0 |    | 2  | -1  | 7:24 | 7:18 | 8:46  |    | 23:28 | 17  | 1:22 |
| 20                       | D   | JANG Dong-Shin +A | M   | 0 | 0 | 0 | 0   | 0   | 0   | 0             | 0.00  | 0 | 0           | 0 |    | 0  | -2  | 6:50 | 7:16 | 5:43  |    | 19:49 | 17  | 1:09 |
| 26                       | F   | KIM Dea-Jung      | M   | 0 | 0 | 0 | 0   | 0   | 0   | 0             | 0.00  | 0 | 0           | 0 |    | 0  | 0   | 3:04 | 2:35 | 1:41  |    | 7:20  | 6   | 1:13 |
| 55                       | F   | JANG Jong-Ho +A   | M   | 0 | 0 | 0 | 0   | 0   | 0   | 0             | 0.00  | 0 | 0           | 1 |    | 1  | -2  | 3:39 | 7:08 | 2:04  |    | 12:51 | 12  | 1:04 |
| 88                       | D   | PARK Sang-Hyeon   | M   | 0 | 0 | 0 | 0   | 9   | 5   | 4             | 64.29 | 0 | 0           | 0 |    | 0  | -1  | 6:31 | 7:53 | 6:53  |    | 21:17 | 18  | 1:10 |



TUE 11 MAR 2014  
Start Time 09:30 / End Time 11:20

Preliminary round - Group B, Game 9  
Предварительный раунд - Группа В, Матч 9

| Head Coach : KIM Ik-Hwan |     |                  |     |          |          |          |          |           |           | Shots on Goal |              |          |          |          | Time on Ice |     |      |      |      |    |      |     |      |
|--------------------------|-----|------------------|-----|----------|----------|----------|----------|-----------|-----------|---------------|--------------|----------|----------|----------|-------------|-----|------|------|------|----|------|-----|------|
| No                       | Pos | Name             | Gen | G        | A        | P        | PIM      | FO+       | FO-FO+/-  | FO%           | 1            | 2        | 3        | OT       | TS          | +/- | 1    | 2    | 3    | OT | TOT  | SHF | AVG  |
| 4                        | D   | SA Sung-Keun     | M   | 0        | 0        | 0        | 0        | 0         | 0         | 0.00          | 0            | 0        | 0        | 0        | 0           | 0   | 2:14 | 6:11 | 0:00 |    | 8:25 | 8   | 1:03 |
| 12                       | F   | KIM Young-Sung   | M   | 0        | 0        | 0        | 2        | 0         | 0         | 0.00          | 0            | 0        | 0        | 0        | 0           | -2  | 2:52 | 0:00 | 4:14 |    | 7:06 | 7   | 1:00 |
| 39                       | F   | LEE Young-Min    | M   | 0        | 0        | 0        | 0        | 0         | 0         | 0.00          | 0            | 0        | 0        | 0        | 0           | 0   | 0:00 | 0:00 | 0:00 |    | 0:00 | 0   | 0:00 |
| 31                       | GK  | YU Man-Gyun      | M   | 0        | 0        | 0        | 0        |           |           |               | 0            | 0        | 0        | 0        | 0           |     |      |      |      |    |      |     |      |
| 74                       | GK  | CHUNG Young-Hoon | M   | 0        | 0        | 0        | 0        |           |           |               | 0            | 0        | 0        | 0        | 0           |     |      |      |      |    |      |     |      |
| <b>Total</b>             |     |                  |     | <b>1</b> | <b>0</b> | <b>1</b> | <b>2</b> | <b>27</b> | <b>12</b> | <b>15</b>     | <b>69.23</b> | <b>4</b> | <b>3</b> | <b>3</b> | <b>10</b>   |     |      |      |      |    |      |     |      |

| Team : ITA (white)          |     |                              |     |          |          |          |          |           |           |               |              |          |          |          |             |      |      |      |       |       |       |      |      |
|-----------------------------|-----|------------------------------|-----|----------|----------|----------|----------|-----------|-----------|---------------|--------------|----------|----------|----------|-------------|------|------|------|-------|-------|-------|------|------|
| Head Coach : da RIN Massimo |     |                              |     |          |          |          |          |           |           | Shots on Goal |              |          |          |          | Time on Ice |      |      |      |       |       |       |      |      |
| No                          | Pos | Name                         | Gen | G        | A        | P        | PIM      | FO+       | FO-FO+/-  | FO%           | 1            | 2        | 3        | OT       | TS          | +/-  | 1    | 2    | 3     | OT    | TOT   | SHF  | AVG  |
| 3                           | D   | ROSA Gianluigi               | M   | 0        | 0        | 0        | 0        | 0         | 0         | 0.00          | 0            | 1        | 1        | 2        | 2           | +2   | 9:16 | 9:34 | 11:27 |       | 30:17 | 14   | 2:09 |
| 5                           | F   | PLANKER Florian +A           | M   | 1        | 0        | 1        | 0        | 6         | 12        | -6            | 33.33        | 2        | 1        | 1        | 4           | +1   | 8:54 | 7:34 | 9:09  |       | 25:37 | 16   | 1:36 |
| 7                           | F   | WINKLER Werner               | M   | 0        | 0        | 0        | 0        | 1         | 3         | -2            | 25.00        | 0        | 1        | 0        | 1           | +1   | 8:42 | 6:18 | 9:28  |       | 24:28 | 15   | 1:37 |
| 8                           | F   | RADICE Roberto               | M   | 0        | 0        | 0        | 0        | 0         | 0         | 0.00          | 0            | 0        | 0        | 0        | 0           | +2   | 6:59 | 5:33 | 6:28  |       | 19:00 | 14   | 1:21 |
| 16                          | F   | CHIAROTTI Andrea +C          | M   | 0        | 1        | 1        | 0        | 0         | 0         | 0.00          | 0            | 0        | 0        | 0        | 0           | +1   | 6:47 | 5:01 | 4:50  |       | 16:38 | 13   | 1:16 |
| 6                           | D   | CAVALIERE Gianluca +A        | M   | 0        | 0        | 0        | 0        | 0         | 0         | 0.00          | 0            | 0        | 0        | 0        | 0           | -1   | 8:17 | 9:26 | 8:33  |       | 26:16 | 15   | 1:45 |
| 14                          | D   | BALOSSETTI Bruno             | M   | 0        | 0        | 0        | 0        | 0         | 0         | 0.00          | 0            | 0        | 1        | 1        | -1          | 5:36 | 5:27 | 3:36 |       | 14:39 | 11    | 1:19 |      |
| 18                          | F   | MACRI Andrea                 | M   | 1        | 0        | 1        | 4        | 3         | 6         | -3            | 33.33        | 1        | 1        | 0        | 2           | 0    | 5:29 | 6:52 | 8:46  |       | 21:07 | 14   | 1:30 |
| 68                          | F   | CORVINO Valerio              | M   | 0        | 0        | 0        | 0        | 0         | 2         | -2            | 0.00         | 0        | 0        | 2        | 2           | 0    | 5:30 | 7:55 | 5:35  |       | 19:00 | 14   | 1:21 |
| 73                          | F   | LEPERDI Gregory Brian Alexis | M   | 0        | 1        | 1        | 0        | 2         | 4         | -2            | 33.33        | 0        | 1        | 0        | 1           | 0    | 6:16 | 6:55 | 7:15  |       | 20:26 | 15   | 1:21 |
| 11                          | F   | LARCH Nils                   | M   | 0        | 0        | 0        | 0        | 0         | 0         | 0.00          | 0            | 0        | 0        | 0        | 0           | 0    | 0:42 | 0:20 | 0:00  |       | 1:02  | 2    | 0:31 |
| 62                          | F   | DEPAOLI Christoph            | M   | 0        | 0        | 0        | 0        | 0         | 0         | 0.00          | 0            | 0        | 0        | 0        | 0           | 0    | 0:45 | 2:02 | 0:04  |       | 2:51  | 4    | 0:42 |
| 69                          | D   | CONDELLO Giuseppe            | M   | 0        | 0        | 0        | 0        | 0         | 0         | 0.00          | 0            | 0        | 0        | 0        | 0           | 0    | 0:00 | 0:00 | 0:00  |       | 0:00  | 0    | 0:00 |
| 1                           | GK  | STILLITANO Santino           | M   | 0        | 0        | 0        | 0        |           |           |               | 0            | 0        | 0        | 0        | 0           |      |      |      |       |       |       |      |      |
| 15                          | GK  | ARAUDO Gabriele              | M   | 0        | 0        | 0        | 0        |           |           |               | 0            | 0        | 0        | 0        | 0           |      |      |      |       |       |       |      |      |
| <b>Total</b>                |     |                              |     | <b>2</b> | <b>2</b> | <b>4</b> | <b>4</b> | <b>12</b> | <b>27</b> | <b>-15</b>    | <b>30.77</b> | <b>3</b> | <b>5</b> | <b>5</b> | <b>13</b>   |      |      |      |       |       |       |      |      |

Group B

| R | Team | GP | W | OTW | OTL | L | GDF | GF : GA | PTS |
|---|------|----|---|-----|-----|---|-----|---------|-----|
| 1 | USA  | 2  | 2 | 0   | 0   | 0 | +7  | 8 : 1   | 6   |
| 2 | RUS  | 2  | 1 | 0   | 1   | 0 | +6  | 9 : 3   | 4   |
| 3 | ITA  | 3  | 1 | 0   | 0   | 2 | -10 | 3 : 13  | 3   |
| 4 | KOR  | 3  | 0 | 1   | 0   | 2 | -3  | 4 : 7   | 2   |

|     | ITA   | KOR   | RUS              | USA              |
|-----|-------|-------|------------------|------------------|
| ITA | ***** | 2:1   | 0:7              | 1:5              |
| KOR | 1:2   | ***** | 3:2              | 0:3              |
| RUS | 7:0   | 2:3   | *****            | TUE 11 MAR 16:30 |
| USA | 5:1   | 3:0   | TUE 11 MAR 16:30 | *****            |

| LEGEND        |                                 |              |                             |
|---------------|---------------------------------|--------------|-----------------------------|
| <b>(G)</b>    | Goals in tournament             | <b>+/-</b>   | Plus/minus net              |
| <b>A</b>      | Assists                         | <b>AVG</b>   | Average time on ice / shift |
| <b>ET/Res</b> | Penalty end time/Result of game | <b>F</b>     | Forward                     |
| <b>FO+</b>    | Face-offs won                   | <b>FO+/-</b> | Face-offs net               |
| <b>GDF</b>    | Goal difference                 | <b>Gen</b>   | Gender                      |
| <b>GP</b>     | Games played                    | <b>L</b>     | Losses                      |
| <b>No</b>     | Jersey number                   | <b>OT</b>    | Overtime                    |
| <b>P</b>      | Points                          | <b>PIM</b>   | Penalties in minutes        |
| <b>PTS</b>    | Points                          | <b>R</b>     | Rank                        |
| <b>SOG</b>    | Shots on goal                   | <b>SVS</b>   | Saves                       |
| <b>TS</b>     | Total shots                     | <b>W</b>     | Wins                        |
|               |                                 | <b>+A</b>    | Assistant captain           |
|               |                                 | <b>D</b>     | Defence                     |
|               |                                 | <b>FO-</b>   | Face-offs lost              |
|               |                                 | <b>G</b>     | Goals                       |
|               |                                 | <b>GF</b>    | Goals for                   |
|               |                                 | <b>M</b>     | Male                        |
|               |                                 | <b>OTL</b>   | Overtime losses             |
|               |                                 | <b>Pos</b>   | Position                    |
|               |                                 | <b>SHF</b>   | Number of shifts            |
|               |                                 | <b>TOT</b>   | Total                       |
|               |                                 | <b>+C</b>    | Captain                     |
|               |                                 | <b>EQ</b>    | Equal strength              |
|               |                                 | <b>FO%</b>   | Face-offs won as percentage |
|               |                                 | <b>GA</b>    | Goals against               |
|               |                                 | <b>GK</b>    | Goalkeeper                  |
|               |                                 | <b>MIP</b>   | Minutes in play (GK)        |
|               |                                 | <b>OTW</b>   | Overtime wins               |
|               |                                 | <b>PPG</b>   | Power play goals            |
|               |                                 | <b>SHG</b>   | Shorthanded goals           |
|               |                                 | <b>TPP</b>   | Time on power play          |



TUE 11 MAR 2014  
Start Time 09:30

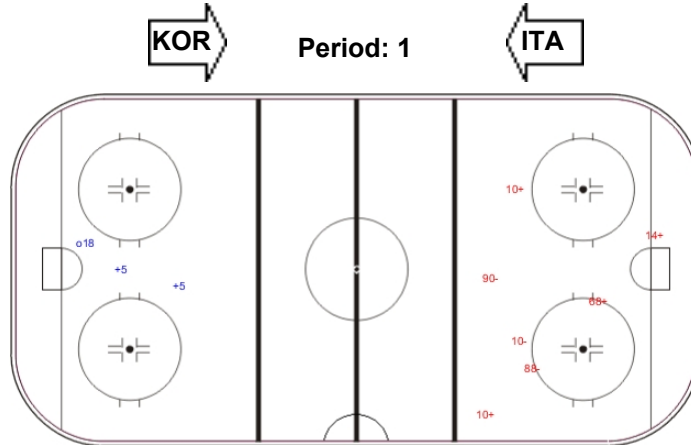
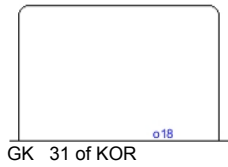
Preliminary round - Group B, Game 9  
Предварительный раунд - Группа B, Матч 9

Shot Chart  
Таблица бросков

KOR - ITA

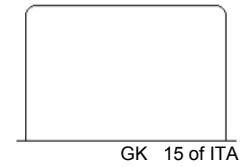
Shots by ITA  
Goals (o): 1  
SSP (<): 0

SSG (+): 2  
SPG (-): 0



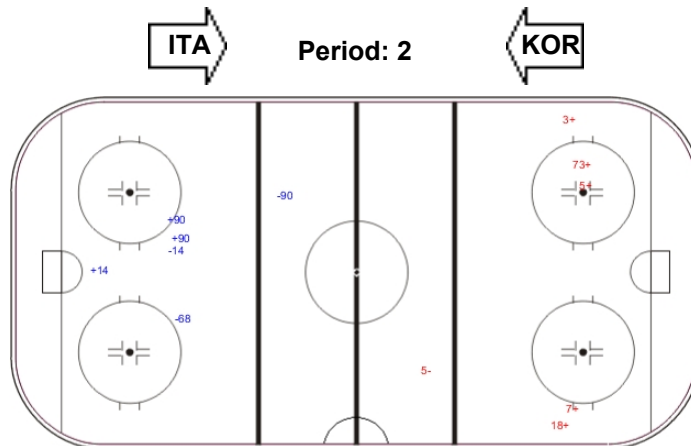

Shots by KOR  
Goals (o): 0  
SSP (>): 0

SSG (+): 4  
SPG (-): 3



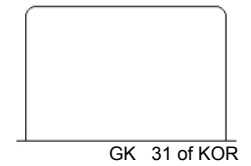
Shots by KOR  
Goals (o): 0  
SSP (<): 0

SSG (+): 3  
SPG (-): 3



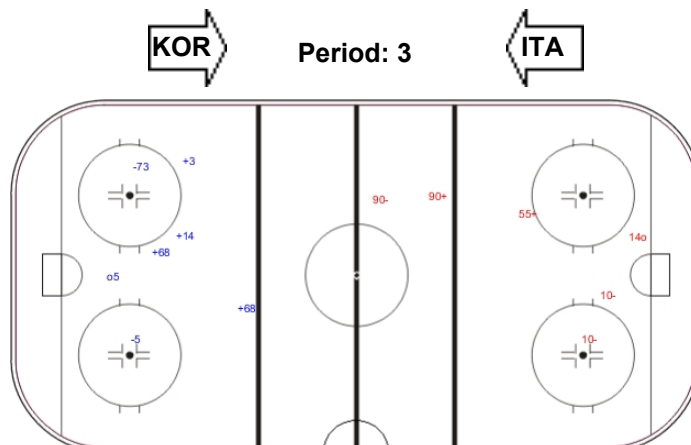
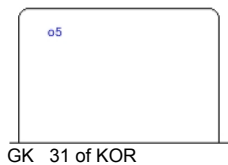
Shots by ITA  
Goals (o): 0  
SSP (>): 0

SSG (+): 5  
SPG (-): 1



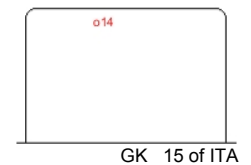
Shots by ITA  
Goals (o): 1  
SSP (<): 0

SSG (+): 4  
SPG (-): 2



Shots by KOR  
Goals (o): 1  
SSP (>): 0

SSG (+): 2  
SPG (-): 3



| LEGEND    |            |            |                 |            |                           |            |                       |
|-----------|------------|------------|-----------------|------------|---------------------------|------------|-----------------------|
| <b>GK</b> | Goalkeeper | <b>SPG</b> | Shots past goal | <b>SSG</b> | Shots saved by goalkeeper | <b>SSP</b> | Shots saved by player |



TUE 11 MAR 2014

Start Time 09:30

Preliminary round - Group B, Game 9

Предварительный раунд - Группа B, Матч 9

## Face-off Chart

Таблица вбрасываний

### KOR - ITA

#### PERIOD 1

|                     | KOR       |           | ITA          |         | KOR       |           | ITA  |      | Total wins<br>all zones   |     |     |         |         |
|---------------------|-----------|-----------|--------------|---------|-----------|-----------|------|------|---|-----|-----|---------|---------|
|                     | Def. zone | Att. zone | Neutral zone |         | Att. zone | Def. zone |      |      |   |     |     |         |         |
|                     | + 28      | - 5       | - 28         | + 5     | - 28      | + 5       | + 88 | - 5  | <table border="1"> <tr> <th>KOR</th> <th>ITA</th> </tr> <tr> <td>6 / 67%</td> <td>3 / 33%</td> </tr> </table> | KOR | ITA | 6 / 67% | 3 / 33% |
| KOR                 | ITA       |           |              |         |           |           |      |      |   |     |     |         |         |
| 6 / 67%             | 3 / 33%   |           |              |         |           |           |      |      |   |     |     |         |         |
|                     |           |           | + 28         | - 5     | + 28      | - 73      | + 88 | - 18 |   |     |     |         |         |
|                     |           |           |              |         | - 88      | + 18      | + 28 | - 5  |   |     |     |         |         |
|                     |           |           |              |         |           |           |      |      |   |     |     |         |         |
| Total wins / period | 1 / 100%  | 0 / 0%    | 1 / 50%      | 1 / 50% | 4 / 67%   | 2 / 33%   |      |      |   |     |     |         |         |

#### PERIOD 2

|                     | KOR       |           | ITA          |         | KOR       |           | ITA  |      | Total wins<br>all zones  |     |     |          |         |
|---------------------|-----------|-----------|--------------|---------|-----------|-----------|------|------|--|-----|-----|----------|---------|
|                     | Def. zone | Att. zone | Neutral zone |         | Att. zone | Def. zone |      |      |  |     |     |          |         |
|                     | - 88      | + 5       | + 28         | - 73    | + 28      | - 18      | + 28 | - 68 | <table border="1"> <tr> <th>KOR</th> <th>ITA</th> </tr> <tr> <td>14 / 78%</td> <td>4 / 22%</td> </tr> </table> | KOR | ITA | 14 / 78% | 4 / 22% |
| KOR                 | ITA       |           |              |         |           |           |      |      |  |     |     |          |         |
| 14 / 78%            | 4 / 22%   |           |              |         |           |           |      |      |  |     |     |          |         |
|                     | + 28      | - 73      | + 88         | - 5     | + 88      | - 5       | + 28 | - 73 |  |     |     |          |         |
|                     | + 28      | - 68      | - 28         | + 5     | + 88      | - 5       | + 28 | - 18 |  |     |     |          |         |
|                     | + 88      | - 18      | - 88         | + 73    | + 88      | - 5       | + 28 | - 7  |  |     |     |          |         |
|                     |           |           | + 88         | - 5     | + 28      | - 18      | + 28 | - 18 |  |     |     |          |         |
|                     |           |           |              |         | + 28      | - 18      | - 28 | + 18 |  |     |     |          |         |
|                     |           |           |              |         |           |           |      |      |  |     |     |          |         |
|                     |           |           |              |         |           |           |      |      |  |     |     |          |         |
| Total wins / period | 3 / 75%   | 1 / 25%   | 3 / 60%      | 2 / 40% | 8 / 89%   | 1 / 11%   |      |      |  |     |     |          |         |

#### PERIOD 3

|                     | KOR       |           | ITA          |        | KOR       |           | ITA  |     | Total wins<br>all zones   |     |     |         |         |
|---------------------|-----------|-----------|--------------|--------|-----------|-----------|------|-----|---|-----|-----|---------|---------|
|                     | Def. zone | Att. zone | Neutral zone |        | Att. zone | Def. zone |      |     |   |     |     |         |         |
|                     | - 28      | + 5       | + 28         | - 5    | - 88      | + 5       | + 28 | - 5 | <table border="1"> <tr> <th>KOR</th> <th>ITA</th> </tr> <tr> <td>7 / 58%</td> <td>5 / 42%</td> </tr> </table> | KOR | ITA | 7 / 58% | 5 / 42% |
| KOR                 | ITA       |           |              |        |           |           |      |     |   |     |     |         |         |
| 7 / 58%             | 5 / 42%   |           |              |        |           |           |      |     |   |     |     |         |         |
|                     | - 28      | + 73      | + 88         | - 5    | + 28      | - 5       | + 88 | - 7 |   |     |     |         |         |
|                     | - 28      | + 18      | + 28         | - 18   | + 88      | - 7       | - 88 | + 7 |   |     |     |         |         |
|                     | + 28      | - 7       |              |        |           |           |      |     |   |     |     |         |         |
|                     | + 28      | - 5       |              |        |           |           |      |     |   |     |     |         |         |
| Total wins / period | 2 / 40%   | 3 / 60%   | 3 / 100%     | 0 / 0% | 2 / 50%   | 2 / 50%   |      |     |   |     |     |         |         |

#### TOTAL

|                   | KOR       |           | ITA          |         | KOR       |           | ITA |  | Total wins<br>all zones |
|-------------------|-----------|-----------|--------------|---------|-----------|-----------|-----|--|-------------------------|
|                   | Def. zone | Att. zone | Neutral zone |         | Att. zone | Def. zone |     |  |                         |
| Total wins / game | 6 / 60%   | 4 / 40%   | 7 / 70%      | 3 / 30% | 14 / 74%  | 5 / 26%   |     |  |                         |



TUE 11 MAR 2014  
Start Time 09:30

HEAD TO HEAD

|     |                 | ITA      |          |          |         |          |           |           |          |          |           |
|-----|-----------------|----------|----------|----------|---------|----------|-----------|-----------|----------|----------|-----------|
| No. |                 | 5        | 7        | 18       | 68      | 73       | Tot       | wins KOR  | Dz       | Nz       | Az        |
| KOR | 28              | 6 - 4    | 2 - 0    | 4 - 2    | 2 - 0   | 4 - 1    | 25        | 18<br>72% | 5<br>63% | 4<br>67% | 9<br>82%  |
|     | 88              | 6 - 2    | 1 - 1    | 2 - 1    |         | 0 - 1    | 14        | 9<br>64%  | 1<br>50% | 3<br>75% | 5<br>63%  |
|     | <b>Tot</b>      | 18       | 4        | 9        | 2       | 6        | 39        | 27<br>69% | 6<br>60% | 7<br>70% | 14<br>74% |
|     | <b>wins ITA</b> | 6<br>33% | 1<br>25% | 3<br>33% | 0<br>0% | 2<br>33% | 12<br>31% |           |          |          |           |
|     | <b>Dz</b>       | 2<br>29% | 1<br>33% | 2<br>33% | 0<br>0% | 0<br>0%  | 5<br>26%  |           |          |          |           |
|     | <b>Nz</b>       | 2<br>29% |          | 0<br>0%  |         | 1<br>50% | 3<br>30%  |           |          |          |           |
|     | <b>Az</b>       | 2<br>50% | 0<br>0%  | 1<br>50% | 0<br>0% | 1<br>50% | 4<br>40%  |           |          |          |           |

LEGEND

**Az** Attacking zone      **Dz** Defending zone      **Nz** Neutral zone      **Tot** Total face-offs played



TUE 11 MAR 2014

Start Time 13:00

## Line-Ups

Составы

## NOR - SWE

## Referee(s)

VANEK Jan (CZE)

## Linesmen

CHAE Young-Jin (KOR) , CLARK Matthew (CAN)

## Goalkeepers

## Team: NOR

| No | Name                  | Gen |
|----|-----------------------|-----|
| 2  | BUEN Kristian         | M   |
| 18 | HAMAR Kjell Christian | M   |

## Team Line-ups

## Team: NOR (red)

| No | Pos | Name                           | Gen |
|----|-----|--------------------------------|-----|
| 3  | D   | PEDERSEN Rolf Einar            | M   |
| 7  | D   | HAGEN Eskil                    | M   |
| 23 | D   | KLAKEGG Jan Roger +C           | M   |
| 17 | F   | SOLBERG Loyd-Remi Pallander +A | M   |
| 22 | F   | BAKKE Audun                    | M   |
| 16 | D   | NORDSTOGA Knut Andre           | M   |
| 9  | F   | VAERNES Morten +A              | M   |
| 12 | F   | BOGLE Magnus                   | M   |
| 15 | F   | SORHEIM Emil                   | M   |
| 20 | F   | HAMRE Martin                   | M   |
| 6  | F   | KIRSTISTUEN Emil               | M   |
| 10 | F   | RIVERA Tor Joakim              | M   |
| 21 | F   | AUSTEVOLL Ole Bjarte           | M   |

Head Coach: HAGLUND Morten

## NOT DRESSED:

8 F SVEE Stig Tore M

## Team: SWE

| No | Name          | Gen |
|----|---------------|-----|
| 5  | NILSSON Ulf   | M   |
| 14 | JONSSON Kenth | M   |

## Team: SWE (yellow)

| No | Pos | Name                 | Gen |
|----|-----|----------------------|-----|
| 3  | D   | INGVARSSON Niklas +A | M   |
| 11 | D   | LUNDGREN Rasmus      | M   |
| 21 | D   | HOLM Marcus +A       | M   |
| 8  | F   | KASPERI Per          | M   |
| 20 | F   | RAKOS Niklas         | M   |
| 15 | D   | HEDBERG Christian    | M   |
| 4  | F   | OLSSON Stefan        | M   |
| 18 | F   | OJALA Peter +C       | M   |
| 19 | F   | FROM Gunnar          | M   |

Head Coach: LUNDGREN Jorgen

## NOT DRESSED:

2 F SILVSTRAND OLSSON Axel Filip M  
 6 F ANDERSON Aron M  
 7 D WISTRAND Anders M

## LEGEND

|           |               |            |          |            |                   |           |         |
|-----------|---------------|------------|----------|------------|-------------------|-----------|---------|
| <b>D</b>  | Defence       | <b>F</b>   | Forward  | <b>Gen</b> | Gender            | <b>M</b>  | Male    |
| <b>No</b> | Jersey number | <b>Pos</b> | Position | <b>+A</b>  | Assistant captain | <b>+C</b> | Captain |



TUE 11 MAR 2014

Start Time 13:00 / End Time 14:54

Preliminary round - Group A, Game 10

Предварительный раунд - Группа А, Матч 10

## Game Summary

Общая игровая статистика

**NOR - SWE 2 - 0 (0 - 0 , 1 - 0 , 1 - 0)**

| Spectators | Referee(s)      | Linesmen                                   |
|------------|-----------------|--|
| 4359       | VANEK Jan (CZE) | CHAE Young-Jin (KOR) , CLARK Matthew (CAN) |

### Team Statistics

| Period       | Score        | SVS          | SOG           | PIM          | TPP                  | PPG          | SHG          |
|--------------|--------------|--------------|---------------|--------------|----------------------|--------------|--------------|
| 1            | 0 : 0        | 2 : 4        | 4 : 2         | 0 : 2        | 02:00 : 00:00        | 0 : 0        | 0 : 0        |
| 2            | 1 : 0        | 2 : 2        | 3 : 2         | 0 : 0        | 00:00 : 00:00        | 0 : 0        | 0 : 0        |
| 3            | 1 : 0        | 3 : 3        | 4 : 3         | 4 : 4        | 02:00 : 02:00        | 0 : 0        | 0 : 0        |
| <b>Total</b> | <b>2 : 0</b> | <b>7 : 9</b> | <b>11 : 7</b> | <b>4 : 6</b> | <b>04:00 : 02:00</b> | <b>0 : 0</b> | <b>0 : 0</b> |

### 1st Period

| Action  | Time  | ET/Res | Team | Type   | No | Name      | (G) | Name of Assistant(s) / Action Description |
|---------|-------|--------|------|--------|----|-----------|-----|---|
| GK      | 00:00 |        | SWE  |        | 5  | NILSSON U |     | - Goalkeeper in                           |
| GK      | 00:00 |        | NOR  |        | 2  | BUEN K    |     | - Goalkeeper in                           |
| Penalty | 07:38 | 09:38  | SWE  | 2 min. | 8  | KASPERI P |     | - Hooking                                 |

### 2nd Period

| Action      | Time         | ET/Res       | Team       | Type      | No        | Name           | (G) | Name of Assistant(s) / Action Description                       |
|-------------|--------------|--------------|------------|-----------|-----------|----------------|-----|---|
| <b>Goal</b> | <b>20:40</b> | <b>1 : 0</b> | <b>NOR</b> | <b>EQ</b> | <b>12</b> | <b>BOGLE M</b> | (1) | 17 SOLBERG LRP On Ice NOR 2 7 12 17 22 23<br>SWE 5 3 8 11 18 21 |
| GK          | 27:04        |              | NOR        |           | 18        | HAMAR KC       |     | - Goalkeeper in 2 BUEN K - Goalkeeper out                       |
| GK          | 29:11        |              | NOR        |           | 2         | BUEN K         |     | - Goalkeeper in 18 HAMAR KC - Goalkeeper out                    |

### 3rd Period

| Action      | Time         | ET/Res       | Team       | Type      | No        | Name           | (G) | Name of Assistant(s) / Action Description                                    |
|-------------|--------------|--------------|------------|-----------|-----------|----------------|-----|--|
| <b>Goal</b> | <b>34:35</b> | <b>2 : 0</b> | <b>NOR</b> | <b>EQ</b> | <b>22</b> | <b>BAKKE A</b> | (2) | 3 PEDERSEN RE On Ice NOR 2 3 7 17 22 23<br>17 SOLBERG LRP SWE 5 3 8 11 18 21 |
| Time-out    | 34:35        |              | SWE        |           |           |                |     |  |
| Penalty     | 37:18        | 39:18        | NOR        | 2 min.    | 17        | SOLBERG LRP    |     | - Hooking  |
| Penalty     | 37:37        | 39:37        | NOR        | 2 min.    | 20        | HAMRE M        |     | - Falling on the Puck by the Player / Goalkeeper                             |
| Penalty     | 38:22        | 40:22        | SWE        | 2 min.    | 8         | KASPERI P      |     | - Hooking  |
| Penalty     | 39:21        | 41:21        | SWE        | 2 min.    | 20        | RAKOS N        |     | - Interference   |
| Time-out    | 39:21        |              | NOR        |           |           |                |     |  |
| GK          | 45:00        |              | NOR        |           |           |                |     | 2 BUEN K - Goalkeeper out  |
| GK          | 45:00        |              | SWE        |           |           |                |     | 5 NILSSON U - Goalkeeper out   |

### Goalkeeper Records

Team : NOR - Norway

| No | Name                  | SOG | SVS | MIP   |
|----|-----------------------|-----|-----|-------|
| 2  | BUEN Kristian         | 7   | 7   | 42:53 |
| 18 | HAMAR Kjell Christian | 0   | 0   | 02:07 |

Team : SWE - Sweden

| No | Name          | SOG | SVS | MIP   |
|----|---------------|-----|-----|-------|
| 5  | NILSSON Ulf   | 11  | 9   | 45:00 |
| 14 | JONSSON Kenth |     |     |       |

### Game Statistics

Team : NOR (red)

| Head Coach : |     | Shots on Goal                     |     |   |   |   |     |     |     |       |       | Time on Ice |   |   |    |    |     |      |      |       |    |       |     |      |
|--------------|-----|-----------------------------------|-----|---|---|---|-----|-----|-----|-------|-------|-------------|---|---|----|----|-----|------|------|-------|----|-------|-----|------|
| No           | Pos | Name                              | Gen | G | A | P | PIM | FO+ | FO- | FO+/- | FO%   | 1           | 2 | 3 | OT | TS | +/- | 1    | 2    | 3     | OT | TOT   | SHF | AVG  |
| 3            | D   | PEDERSEN Rolf Einar               | M   | 0 | 1 | 1 | 0   | 11  | 7   | 4     | 61.11 | 3           | 0 | 1 |    | 4  | +1  | 8:35 | 6:39 | 10:31 |    | 25:45 | 20  | 1:17 |
| 7            | D   | HAGEN Eskil                       | M   | 0 | 0 | 0 | 0   | 0   | 0   | 0     | 0.00  | 0           | 1 | 0 |    | 1  | +2  | 9:22 | 8:03 | 9:33  |    | 26:58 | 21  | 1:17 |
| 17           | F   | SOLBERG Loyd-Remi<br>Pallander +A | M   | 0 | 2 | 2 | 2   | 0   | 1   | -1    | 0.00  | 0           | 0 | 1 |    | 1  | +2  | 8:55 | 7:15 | 7:40  |    | 23:50 | 17  | 1:24 |
| 22           | F   | BAKKE Audun                       | M   | 1 | 0 | 1 | 0   | 0   | 3   | -3    | 0.00  | 0           | 0 | 2 |    | 2  | +2  | 8:09 | 7:53 | 9:30  |    | 25:32 | 19  | 1:20 |
| 23           | D   | KLAKKEGG Jan Roger +C             | M   | 0 | 0 | 0 | 0   | 0   | 0   | 0     | 0.00  | 1           | 0 | 0 |    | 1  | +2  | 8:12 | 8:28 | 7:12  |    | 23:52 | 21  | 1:08 |
| 9            | F   | VAERNES Morten +A                 | M   | 0 | 0 | 0 | 0   | 0   | 1   | -1    | 0.00  | 0           | 0 | 0 |    | 0  | 0   | 5:24 | 7:14 | 6:00  |    | 18:38 | 21  | 0:53 |
| 12           | F   | BOGLE Magnus                      | M   | 1 | 0 | 1 | 0   | 2   | 10  | -8    | 16.67 | 0           | 2 | 0 |    | 2  | +1  | 7:25 | 4:51 | 3:17  |    | 15:33 | 15  | 1:02 |
| 15           | F   | SORHEIM Emil                      | M   | 0 | 0 | 0 | 0   | 2   | 2   | 0     | 50.00 | 0           | 0 | 0 |    | 0  | 0   | 5:19 | 5:34 | 0:57  |    | 11:50 | 8   | 1:28 |





TUE 11 MAR 2014  
Start Time 13:00 / End Time 14:54

Preliminary round - Group A, Game 10  
Предварительный раунд - Группа А, Матч 10

| Head Coach : HAGLUND Morten |     |                       |     |          |          |          |          |           |           |           | Shots on Goal |          |          |          | Time on Ice |           |     |      |      |      |    |       |     |      |
|-----------------------------|-----|-----------------------|-----|----------|----------|----------|----------|-----------|-----------|-----------|---------------|----------|----------|----------|-------------|-----------|-----|------|------|------|----|-------|-----|------|
| No                          | Pos | Name                  | Gen | G        | A        | P        | PIM      | FO+       | FO-       | FO+/-     | FO%           | 1        | 2        | 3        | OT          | TS        | +/- | 1    | 2    | 3    | OT | TOT   | SHF | AVG  |
| 16                          | D   | NORDSTOGA Knut Andre  | M   | 0        | 0        | 0        | 0        | 0         | 0         | 0         | 0.00          | 0        | 0        | 0        | 0           | 0         | 0   | 5:32 | 6:00 | 5:26 |    | 16:58 | 18  | 0:56 |
| 20                          | F   | HAMRE Martin          | M   | 0        | 0        | 0        | 2        | 0         | 0         | 0         | 0.00          | 0        | 0        | 0        | 0           | 0         | 0   | 3:37 | 5:35 | 3:34 |    | 12:46 | 15  | 0:51 |
| 6                           | F   | KIRSTISTUEN Emil      | M   | 0        | 0        | 0        | 0        | 0         | 0         | 0         | 0.00          | 0        | 0        | 0        | 0           | 0         | 0   | 0:00 | 0:00 | 0:37 |    | 0:37  | 1   | 0:37 |
| 10                          | F   | RIVERA Tor Joakim     | M   | 0        | 0        | 0        | 0        | 0         | 0         | 0         | 0.00          | 0        | 0        | 0        | 0           | 0         | 0   | 2:34 | 2:09 | 2:04 |    | 6:47  | 6   | 1:07 |
| 21                          | F   | AUSTEVOLL Ole Bjarte  | M   | 0        | 0        | 0        | 0        | 0         | 0         | 0         | 0.00          | 0        | 0        | 0        | 0           | 0         | 0   | 1:22 | 4:51 | 4:13 |    | 10:26 | 10  | 1:02 |
| 2                           | GK  | BUEN Kristian         | M   | 0        | 0        | 0        | 0        |           |           |           |               | 0        | 0        | 0        | 0           | 0         |     |      |      |      |    |       |     |      |
| 18                          | GK  | HAMAR Kjell Christian | M   | 0        | 0        | 0        | 0        |           |           |           |               | 0        | 0        | 0        | 0           | 0         |     |      |      |      |    |       |     |      |
| <b>Total</b>                |     |                       |     | <b>2</b> | <b>3</b> | <b>5</b> | <b>4</b> | <b>15</b> | <b>24</b> | <b>-9</b> | <b>38.46</b>  | <b>4</b> | <b>3</b> | <b>4</b> |             | <b>11</b> |     |      |      |      |    |       |     |      |

Team : SWE (yellow)

| Head Coach : LUNDGREN Jorgen |     |                      |     |          |          |          |          |           |           |          | Shots on Goal |          |          |          | Time on Ice |          |     |       |       |       |    |       |     |       |
|------------------------------|-----|----------------------|-----|----------|----------|----------|----------|-----------|-----------|----------|---------------|----------|----------|----------|-------------|----------|-----|-------|-------|-------|----|-------|-----|-------|
| No                           | Pos | Name                 | Gen | G        | A        | P        | PIM      | FO+       | FO-       | FO+/-    | FO%           | 1        | 2        | 3        | OT          | TS       | +/- | 1     | 2     | 3     | OT | TOT   | SHF | AVG   |
| 3                            | D   | INGVARSSON Niklas +A | M   | 0        | 0        | 0        | 0        | 19        | 3         | 16       | 86.36         | 0        | 0        | 0        | 0           | 0        | -2  | 13:59 | 14:38 | 15:00 |    | 43:37 | 6   | 7:16  |
| 8                            | F   | KASPERI Per          | M   | 0        | 0        | 0        | 4        | 0         | 0         | 0        | 0.00          | 0        | 2        | 2        | 4           | 4        | -2  | 12:52 | 15:00 | 12:46 |    | 40:38 | 5   | 8:07  |
| 11                           | D   | LUNDGREN Rasmus      | M   | 0        | 0        | 0        | 0        | 0         | 0         | 0        | 0.00          | 0        | 0        | 0        | 0           | 0        | -2  | 15:00 | 15:00 | 15:00 |    | 45:00 | 3   | 15:00 |
| 20                           | F   | RAKOS Niklas         | M   | 0        | 0        | 0        | 2        | 0         | 0         | 0        | 0.00          | 2        | 0        | 0        | 2           | 2        | 0   | 9:08  | 11:37 | 11:18 |    | 32:03 | 9   | 3:33  |
| 21                           | D   | HOLM Marcus +A       | M   | 0        | 0        | 0        | 0        | 5         | 10        | -5       | 33.33         | 0        | 0        | 1        | 1           | 1        | -2  | 15:00 | 15:00 | 15:00 |    | 45:00 | 3   | 15:00 |
| 4                            | F   | OLSSON Stefan        | M   | 0        | 0        | 0        | 0        | 0         | 0         | 0        | 0.00          | 0        | 0        | 0        | 0           | 0        | 0   | 0:00  | 0:00  | 0:00  |    | 0:00  | 0   | 0:00  |
| 15                           | D   | HEDBERG Christian    | M   | 0        | 0        | 0        | 0        | 0         | 2         | -2       | 0.00          | 0        | 0        | 0        | 0           | 0        | 0   | 1:01  | 0:21  | 0:00  |    | 1:22  | 3   | 0:27  |
| 18                           | F   | OJALA Peter +C       | M   | 0        | 0        | 0        | 0        | 0         | 0         | 0        | 0.00          | 0        | 0        | 0        | 0           | 0        | -2  | 5:57  | 3:22  | 1:41  |    | 11:00 | 6   | 1:50  |
| 19                           | F   | FROM Gunnar          | M   | 0        | 0        | 0        | 0        | 0         | 0         | 0        | 0.00          | 0        | 0        | 0        | 0           | 0        | 0   | 0:00  | 0:00  | 0:00  |    | 0:00  | 0   | 0:00  |
| 5                            | GK  | NILSSON Ulf          | M   | 0        | 0        | 0        | 0        |           |           |          |               | 0        | 0        | 0        | 0           | 0        |     |       |       |       |    |       |     |       |
| 14                           | GK  | JONSSON Kenth        | M   | 0        | 0        | 0        | 0        |           |           |          |               | 0        | 0        | 0        | 0           | 0        |     |       |       |       |    |       |     |       |
| <b>Total</b>                 |     |                      |     | <b>0</b> | <b>0</b> | <b>0</b> | <b>6</b> | <b>24</b> | <b>15</b> | <b>9</b> | <b>61.54</b>  | <b>2</b> | <b>2</b> | <b>3</b> |             | <b>7</b> |     |       |       |       |    |       |     |       |

Group A

| R | Team | GP | W | OTW | OTL | L | GDF | GF : GA | PTS |
|---|------|----|---|-----|-----|---|-----|---------|-----|
| 1 | CAN  | 2  | 2 | 0   | 0   | 0 | +13 | 14 : 1  | 6   |
| 2 | NOR  | 3  | 1 | 1   | 0   | 1 | -1  | 4 : 5   | 5   |
| 3 | CZE  | 2  | 0 | 1   | 1   | 0 | 0   | 3 : 3   | 3   |
| 4 | SWE  | 3  | 0 | 0   | 1   | 2 | -12 | 2 : 14  | 1   |

|     | CAN              | CZE              | NOR   | SWE   |
|-----|------------------|------------------|-------|-------|
| CAN | *****            | TUE 11 MAR 20:00 | 4:0   | 10:1  |
| CZE | TUE 11 MAR 20:00 | *****            | 1:2   | 2:1   |
| NOR | 0:4              | 2:1              | ***** | 2:0   |
| SWE | 1:10             | 1:2              | 0:2   | ***** |

LEGEND

|   |  |                             |  |
|---|--|-----------------------------|--|
| <b>(G)</b> Goals in tournament                | <b>+/-</b> Plus/minus net              | <b>+A</b> Assistant captain | <b>+C</b> Captain                      |
| <b>A</b> Assists                              | <b>AVG</b> Average time on ice / shift | <b>D</b> Defence            | <b>EQ</b> Equal strength               |
| <b>ET/Res</b> Penalty end time/Result of game | <b>F</b> Forward                       | <b>FO-</b> Face-offs lost   | <b>FO%</b> Face-offs won as percentage |
| <b>FO+</b> Face-offs won                      | <b>FO+/-</b> Face-offs net             | <b>G</b> Goals              | <b>GA</b> Goals against                |
| <b>GDF</b> Goal difference                    | <b>Gen</b> Gender                      | <b>GF</b> Goals for         | <b>GK</b> Goalkeeper                   |
| <b>GP</b> Games played                        | <b>L</b> Losses                        | <b>M</b> Male               | <b>MIP</b> Minutes in play (GK)        |
| <b>No</b> Jersey number                       | <b>OT</b> Overtime                     | <b>OTL</b> Overtime losses  | <b>OTW</b> Overtime wins               |
| <b>P</b> Points                               | <b>PIM</b> Penalties in minutes        | <b>Pos</b> Position         | <b>PPG</b> Power play goals            |
| <b>PTS</b> Points                             | <b>R</b> Rank                          | <b>SHF</b> Number of shifts | <b>SHG</b> Shorthanded goals           |
| <b>SOG</b> Shots on goal                      | <b>SVS</b> Saves                       | <b>TOT</b> Total            | <b>TPP</b> Time on power play          |
| <b>TS</b> Total shots                         | <b>W</b> Wins                          |                             |  |



TUE 11 MAR 2014  
Start Time 13:00

Preliminary round - Group A, Game 10  
Предварительный раунд - Группа А, Матч 10

Shot Chart  
Таблица бросков

NOR - SWE

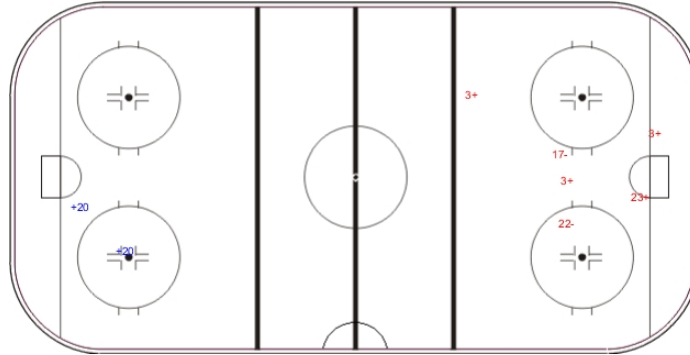
Shots by SWE

Goals (o): 0 SSG (+): 2  
SSP (<): 0 SPG (-): 0



GK 2 of NOR

NOR → Period: 1 ← SWE



Shots by NOR

Goals (o): 0 SSG (+): 4  
SSP (>): 0 SPG (-): 2



GK 5 of SWE

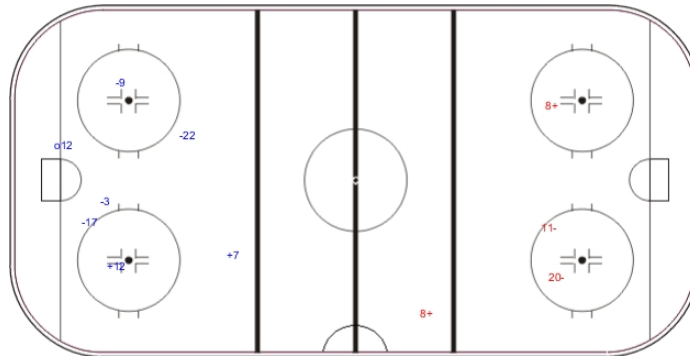
Shots by NOR

Goals (o): 1 SSG (+): 2  
SSP (<): 0 SPG (-): 4



GK 5 of SWE

SWE → Period: 2 ← NOR



Shots by SWE

Goals (o): 0 SSG (+): 2  
SSP (>): 0 SPG (-): 2



GK 18 of NOR



GK 2 of NOR

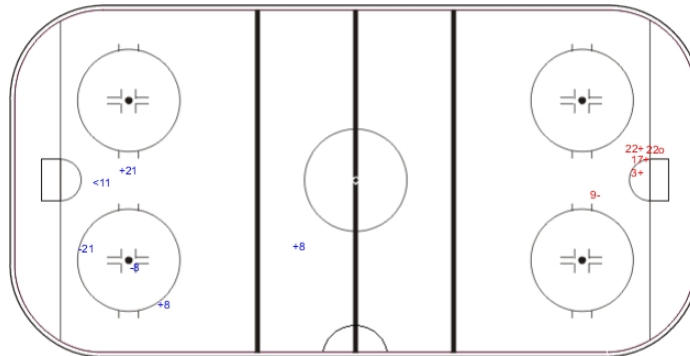
Shots by SWE

Goals (o): 0 SSG (+): 3  
SSP (<): 1 SPG (-): 2




GK 2 of NOR

NOR → Period: 3 ← SWE



Shots by NOR

Goals (o): 1 SSG (+): 3  
SSP (>): 0 SPG (-): 1



GK 5 of SWE

LEGEND

GK Goalkeeper SPG Shots past goal SSG Shots saved by goalkeeper SSP Shots saved by player



TUE 11 MAR 2014  
Start Time 13:00

Preliminary round - Group A, Game 10  
Предварительный раунд - Группа А, Матч 10

## Face-off Chart

Таблица вбрасываний

### NOR - SWE

#### PERIOD 1

|                     | NOR       |           | SWE       |           | Neutral zone |           | SWE       |           | Total wins<br>all zones   |     |     |         |         |
|---------------------|-----------|-----------|-----------|-----------|--------------|-----------|-----------|-----------|---|-----|-----|---------|---------|
|                     | Def. zone | Att. zone | Def. zone | Att. zone | Att. zone    | Def. zone | Att. zone | Def. zone |   |     |     |         |         |
|                     | - 12      | + 3       | + 3       | - 21      | - 12         | + 3       | - 12      | + 3       | <table border="1"> <thead> <tr> <th>NOR</th> <th>SWE</th> </tr> </thead> <tbody> <tr> <td>5 / 38%</td> <td>8 / 62%</td> </tr> </tbody> </table> | NOR | SWE | 5 / 38% | 8 / 62% |
| NOR                 | SWE       |           |           |           |              |           |           |           |   |     |     |         |         |
| 5 / 38%             | 8 / 62%   |           |           |           |              |           |           |           |   |     |     |         |         |
|                     | - 12      | + 3       | + 3       | - 21      | - 12         | + 3       | - 12      | + 3       |   |     |     |         |         |
|                     | + 3       | - 15      |           |           | - 22         | + 3       | - 12      | + 3       |   |     |     |         |         |
|                     | + 3       | - 3       |           |           | + 3          | - 3       | - 12      | + 3       |   |     |     |         |         |
|                     |           |           |           |           | - 12         | + 21      | - 12      | + 21      |   |     |     |         |         |
| Total wins / period | 2 / 50%   | 2 / 50%   | 2 / 100%  | 0 / 0%    | 1 / 14%      | 6 / 86%   |           |           |   |     |     |         |         |

#### PERIOD 2

|                     | NOR       |           | SWE       |           | Neutral zone |           | SWE       |           | Total wins<br>all zones   |     |     |         |         |
|---------------------|-----------|-----------|-----------|-----------|--------------|-----------|-----------|-----------|---|-----|-----|---------|---------|
|                     | Def. zone | Att. zone | Def. zone | Att. zone | Att. zone    | Def. zone | Att. zone | Def. zone |   |     |     |         |         |
|                     | - 9       | + 3       | - 3       | + 21      | - 17         | + 3       | - 17      | + 3       | <table border="1"> <thead> <tr> <th>NOR</th> <th>SWE</th> </tr> </thead> <tbody> <tr> <td>6 / 50%</td> <td>6 / 50%</td> </tr> </tbody> </table> | NOR | SWE | 6 / 50% | 6 / 50% |
| NOR                 | SWE       |           |           |           |              |           |           |           |   |     |     |         |         |
| 6 / 50%             | 6 / 50%   |           |           |           |              |           |           |           |   |     |     |         |         |
|                     | + 15      | - 3       | + 15      | - 21      | + 12         | - 21      | + 12      | - 21      |   |     |     |         |         |
|                     | - 3       | + 3       | + 3       | - 21      | + 3          | - 15      | + 3       | - 15      |   |     |     |         |         |
|                     | - 15      | + 3       | + 3       | - 21      |              |           |           |           |   |     |     |         |         |
|                     |           |           | - 3       | + 21      |              |           |           |           |   |     |     |         |         |
| Total wins / period | 1 / 25%   | 3 / 75%   | 3 / 60%   | 2 / 40%   | 2 / 67%      | 1 / 33%   |           |           |   |     |     |         |         |

#### PERIOD 3

|                     | NOR       |           | SWE       |           | Neutral zone |           | SWE       |           | Total wins<br>all zones  |     |     |         |          |
|---------------------|-----------|-----------|-----------|-----------|--------------|-----------|-----------|-----------|--|-----|-----|---------|----------|
|                     | Def. zone | Att. zone | Def. zone | Att. zone | Att. zone    | Def. zone | Att. zone | Def. zone |  |     |     |         |          |
|                     | - 22      | + 3       | + 3       | - 21      | - 3          | + 3       | - 3       | + 3       | <table border="1"> <thead> <tr> <th>NOR</th> <th>SWE</th> </tr> </thead> <tbody> <tr> <td>4 / 29%</td> <td>10 / 71%</td> </tr> </tbody> </table> | NOR | SWE | 4 / 29% | 10 / 71% |
| NOR                 | SWE       |           |           |           |              |           |           |           |  |     |     |         |          |
| 4 / 29%             | 10 / 71%  |           |           |           |              |           |           |           |  |     |     |         |          |
|                     | - 3       | + 3       | + 12      | - 21      | - 3          | + 3       | - 3       | + 3       |  |     |     |         |          |
|                     | - 22      | + 3       | - 15      | + 21      | - 12         | + 3       | - 12      | + 3       |  |     |     |         |          |
|                     | - 3       | + 3       | + 3       | - 21      | - 12         | + 3       | - 12      | + 3       |  |     |     |         |          |
|                     |           |           | - 12      | + 21      |              |           |           |           |  |     |     |         |          |
| Total wins / period | 0 / 0%    | 4 / 100%  | 4 / 67%   | 2 / 33%   | 0 / 0%       | 4 / 100%  |           |           |  |     |     |         |          |

#### TOTAL

|                   | NOR       |           | SWE       |           | Neutral zone |           | SWE       |           | Total wins<br>all zones |
|-------------------|-----------|-----------|-----------|-----------|--------------|-----------|-----------|-----------|-------------------------|
|                   | Def. zone | Att. zone | Def. zone | Att. zone | Att. zone    | Def. zone | Att. zone | Def. zone |                         |
| Total wins / game | 3 / 25%   | 9 / 75%   | 9 / 69%   | 4 / 31%   | 3 / 21%      | 11 / 79%  | 15 / 38%  | 24 / 62%  |                         |



TUE 11 MAR 2014  
Start Time 13:00

HEAD TO HEAD

|                 |           | SWE     |          |           |           |           |          |          |          |
|-----------------|-----------|---------|----------|-----------|-----------|-----------|----------|----------|----------|
| No.             | 3         | 15      | 21       | Tot       | wins NOR  | Dz        | Nz       | Az       |          |
| NOR             | 3         | 2 - 5   | 2 - 0    | 7 - 2     | 18        | 11<br>61% | 2<br>40% | 7<br>78% | 2<br>50% |
|                 | 9         | 0 - 1   |          |           | 1         | 0<br>0%   | 0<br>0%  |          |          |
|                 | 12        | 0 - 8   |          | 2 - 2     | 12        | 2<br>17%  | 0<br>0%  | 1<br>50% | 1<br>13% |
|                 | 15        | 1 - 1   |          | 1 - 1     | 4         | 2<br>50%  | 1<br>50% | 1<br>50% |          |
|                 | 17        | 0 - 1   |          |           | 1         | 0<br>0%   |          |          | 0<br>0%  |
|                 | 22        | 0 - 3   |          |           | 3         | 0<br>0%   | 0<br>0%  |          | 0<br>0%  |
| <b>Tot</b>      | 22        | 2       | 15       | 39        | 15<br>38% | 3<br>25%  | 9<br>69% | 3<br>21% |          |
| <b>wins SWE</b> | 19<br>86% | 0<br>0% | 5<br>33% | 24<br>62% |           |           |          |          |          |
| <b>Dz</b>       | 10<br>91% | 0<br>0% | 1<br>50% | 11<br>79% |           |           |          |          |          |
| <b>Nz</b>       |           |         | 4<br>31% | 4<br>31%  |           |           |          |          |          |
| <b>Az</b>       | 9<br>82%  | 0<br>0% |          | 9<br>75%  |           |           |          |          |          |

LEGEND

**Az** Attacking zone      **Dz** Defending zone      **Nz** Neutral zone      **Tot** Total face-offs played



TUE 11 MAR 2014

Start Time 16:30

## Line-Ups

Составы

## USA - RUS

### Referee(s)

HEGLE Petter (NOR)

### Goalkeepers

Team: USA

| No | Name       | Gen |
|----|------------|-----|
| 34 | CASH Steve | M   |
| 1  | LEE Jen    | M   |

### Team Line-ups

Team: USA (blue)

| No | Pos | Name              | Gen |
|----|-----|-------------------|-----|
| 11 | D   | CARRON Tyler      | M   |
| 19 | D   | CHACE Taylor +A   | M   |
| 13 | F   | SWEENEY Joshua +A | M   |
| 23 | F   | ROMAN Rico        | M   |
| 28 | F   | SCHAUS Paul       | M   |
| 9  | D   | YOHE Andy +C      | M   |
| 15 | D   | LANDEROS Nikko    | M   |
| 4  | F   | ROYBAL Brody      | M   |
| 6  | F   | FARMER Declan     | M   |
| 27 | F   | PAULS Joshua      | M   |
| 8  | F   | SHAW Greg         | M   |
| 14 | F   | McCOY Daniel      | M   |
| 20 | F   | PAGE Adam         | M   |

Head Coach: SAUER Jeff

### NOT DRESSED:

|    |   |                |   |
|----|---|----------------|---|
| 7  | F | LIPSETT Taylor | M |
| 18 | F | McKEE Kevin    | M |

### Linesmen

BEELLEN Louis (NED) , WESLEY Leon (CZE)

Team: RUS

| No | Name               | Gen |
|----|--------------------|-----|
| 20 | KAMANTCEV Vladimir | M   |
| 1  | IVANOV Mikhail     | M   |

Team: RUS (white)

| No | Pos | Name               | Gen |
|----|-----|--------------------|-----|
| 2  | D   | LYSOV Aleksei      | M   |
| 19 | D   | KUZNETSOV Ivan     | M   |
| 16 | F   | DVINYANINOV Andrey | M   |
| 21 | F   | PETROV Evgeny      | M   |
| 23 | F   | VOLKOV Ilia +A     | M   |
| 5  | D   | VARLAKOV Vasilii   | M   |
| 17 | D   | SELYUKIN Vadim +A  | M   |
| 8  | F   | LISOV Dmitrii +C   | M   |
| 9  | F   | SHIKHOV Konstantin | M   |
| 11 | F   | AMOSOV Alexey      | M   |
| 4  | D   | ANDRIYANOV Maxim   | M   |
| 10 | F   | TUCHIN Ruslan      | M   |
| 14 | F   | POPOV Ilia         | M   |

Head Coach: SAMOYLOV Sergey

### NOT DRESSED:

|    |   |                     |   |
|----|---|---------------------|---|
| 6  | D | LITVINENKO Vladimir | M |
| 22 | F | TERENTYEV Nikolay   | M |

### LEGEND

|           |               |            |          |            |                   |           |         |
|-----------|---------------|------------|----------|------------|-------------------|-----------|---------|
| <b>D</b>  | Defence       | <b>F</b>   | Forward  | <b>Gen</b> | Gender            | <b>M</b>  | Male    |
| <b>No</b> | Jersey number | <b>Pos</b> | Position | <b>+A</b>  | Assistant captain | <b>+C</b> | Captain |



TUE 11 MAR 2014

Start Time 16:30 / End Time 18:28

Preliminary round - Group B, Game 11

Предварительный раунд - Группа B, Матч 11

## Game Summary

Общая игровая статистика

**USA - RUS 1 - 2 (0 - 1, 0 - 1, 1 - 0)**

| Spectators | Referee(s)         | Linesmen                               |
|------------|--------------------|--|
| 5765       | HEGLE Petter (NOR) | BEELEN Louis (NED) , WESLEY Leon (CZE) |

### Team Statistics

| Period       | Score        | SVS           | SOG            | PIM          | TPP                  | PPG          | SHG          |
|--------------|--------------|---------------|----------------|--------------|----------------------|--------------|--------------|
| 1            | 0 : 1        | 3 : 11        | 11 : 4         | 4 : 2        | 02:00 : 02:44        | 0 : 1        | 0 : 0        |
| 2            | 0 : 1        | 3 : 5         | 5 : 4          | 2 : 2        | 00:44 : 00:44        | 0 : 0        | 0 : 0        |
| 3            | 1 : 0        | 2 : 6         | 7 : 2          | 0 : 2        | 02:00 : 00:00        | 0 : 0        | 0 : 0        |
| <b>Total</b> | <b>1 : 2</b> | <b>8 : 22</b> | <b>23 : 10</b> | <b>6 : 6</b> | <b>04:44 : 03:28</b> | <b>0 : 1</b> | <b>0 : 0</b> |

### 1st Period

| Action      | Time         | ET/Res       | Team       | Type       | No        | Name            | (G) | Name of Assistant(s) / Action Description                                      |
|-------------|--------------|--------------|------------|------------|-----------|-----------------|-----|--|
| GK          | 00:00        |              | USA        |            | 34        | CASH S          |     | - Goalkeeper in  |
| GK          | 00:00        |              | RUS        |            | 20        | KAMANTCEV V     |     | - Goalkeeper in  |
| Penalty     | 06:45        | 08:45        | RUS        | 2 min.     | 11        | AMOSOV A        |     | - Holding an opponent  |
| Penalty     | 10:01        | 11:57        | USA        | 2 min.     | 9         | YOHE A          |     | - Teeing   |
| Penalty     | 10:45        | 12:45        | USA        | 2 min.     | 28        | SCHAUS P        |     | - Charging   |
| <b>Goal</b> | <b>11:57</b> | <b>0 : 1</b> | <b>RUS</b> | <b>PP2</b> | <b>23</b> | <b>VOLKOV I</b> | (2) | 19 KUZNETSOV I<br>8 LISOV D<br>On Ice USA 34 13 15 27<br>RUS 20 2 8 19 21 23 * |

### 2nd Period

| Action      | Time         | ET/Res       | Team       | Type      | No       | Name             | (G) | Name of Assistant(s) / Action Description                        |
|-------------|--------------|--------------|------------|-----------|----------|------------------|-----|--|
| <b>Goal</b> | <b>17:37</b> | <b>0 : 2</b> | <b>RUS</b> | <b>EQ</b> | <b>9</b> | <b>SHIKHOV K</b> | (1) | 5 VARLAKOV V<br>On Ice USA 34 4 6 9 15 27<br>RUS 20 5 9 16 17 23 |
| Penalty     | 22:29        | 24:29        | USA        | 2 min.    | 28       | SCHAUS P         |     | - Boarding   |
| Penalty     | 23:13        | 25:13        | RUS        | 2 min.    | 17       | SELYUKIN V       |     | - Interference   |

### 3rd Period

| Action      | Time         | ET/Res       | Team       | Type      | No        | Name          | (G) | Name of Assistant(s) / Action Description                                       |
|-------------|--------------|--------------|------------|-----------|-----------|---------------|-----|---|
| Penalty     | 31:19        | 33:19        | RUS        | 2 min.    | 16        | DVINYANINOV A |     | - Hooking   |
| <b>Goal</b> | <b>34:50</b> | <b>1 : 2</b> | <b>USA</b> | <b>EQ</b> | <b>20</b> | <b>PAGE A</b> | (3) | 15 LANDEROS N<br>9 YOHE A<br>On Ice USA 34 8 9 14 15 20<br>RUS 20 2 16 19 21 23 |
| Time-out    | 38:12        |              | RUS        |           |           |               |     |   |
| Time-out    | 42:29        |              | USA        |           |           |               |     |   |
| GK          | 44:48        |              | USA        |           |           |               |     | 34 CASH S - Goalkeeper out  |
| GK          | 45:00        |              | RUS        |           |           |               |     | 20 KAMANTCEV V - Goalkeeper out   |

### Goalkeeper Records

Team : USA - United States

| No | Name       | SOG | SVS | MIP   |
|----|------------|-----|-----|-------|
| 34 | CASH Steve | 10  | 8   | 44:48 |
| 1  | LEE Jen    |     |     |       |

Team : RUS - Russian Federation

| No | Name               | SOG | SVS | MIP   |
|----|--------------------|-----|-----|-------|
| 20 | KAMANTCEV Vladimir | 23  | 22  | 45:00 |
| 1  | IVANOV Mikhail     |     |     |       |

### Game Statistics

Team : USA (blue)

Head Coach : SAUER Jeff

| No | Pos | Name              | Gen | G | A | P | PIM | Shots on Goal |   |    |        | FO+  | FO-  | FO+/- | FO% | +/- | Time on Ice |      |       |       | TOT   | SHF   | AVG  |      |
|----|-----|-------------------|-----|---|---|---|-----|---------------|---|----|--------|------|------|-------|-----|-----|-------------|------|-------|-------|-------|-------|------|------|
|    |     |                   |     |   |   |   |     | 1             | 2 | 3  | OT     |      |      |       |     |     | TS          | 1    | 2     | 3     |       |       |      | OT   |
| 11 | D   | CARRON Tyler      | M   | 0 | 0 | 0 | 0   | 0             | 0 | 0  | 0      | 0    | 0.00 | 0     | 0   | 0   | 0           | 0    | 5:46  | 5:28  | 1:19  | 12:33 | 8    | 1:34 |
| 13 | F   | SWEENEY Joshua +A | M   | 0 | 0 | 0 | 0   | 0             | 0 | 0  | 0      | 0.00 | 0    | 0     | 0   | 0   | 0           | 5:28 | 6:28  | 4:39  | 16:35 | 16    | 1:02 |      |
| 19 | D   | CHACE Taylor +A   | M   | 0 | 0 | 0 | 0   | 1             | 0 | 1  | 100.00 | 0    | 2    | 0     | 2   | 0   | 0           | 9:47 | 11:13 | 14:02 | 35:02 | 10    | 3:30 |      |
| 23 | F   | ROMAN Rico        | M   | 0 | 0 | 0 | 0   | 8             | 8 | 0  | 50.00  | 0    | 1    | 0     | 1   | 0   | 0           | 3:18 | 6:59  | 4:33  | 14:50 | 14    | 1:03 |      |
| 28 | F   | SCHAUS Paul       | M   | 0 | 0 | 0 | 4   | 0             | 1 | -1 | 0.00   | 0    | 0    | 0     | 0   | 0   | 0           | 4:42 | 5:56  | 4:24  | 15:02 | 15    | 1:00 |      |
| 4  | F   | ROYBAL Brody      | M   | 0 | 0 | 0 | 0   | 0             | 0 | 0  | 0.00   | 1    | 1    | 0     | 2   | -1  | 0           | 7:19 | 5:36  | 10:02 | 22:57 | 13    | 1:45 |      |



TUE 11 MAR 2014  
Start Time 16:30 / End Time 18:28

Preliminary round - Group B, Game 11  
Предварительный раунд - Группа B, Матч 11

| Head Coach : SAUER Jeff |     |                |     |          |          |          |          |           |           |           | Shots on Goal |           |          |          |    | Time on Ice |     |      |      |       |    |       |     |      |
|-------------------------|-----|----------------|-----|----------|----------|----------|----------|-----------|-----------|-----------|---------------|-----------|----------|----------|----|-------------|-----|------|------|-------|----|-------|-----|------|
| No                      | Pos | Name           | Gen | G        | A        | P        | PIM      | FO+       | FO-       | FO+/-     | FO%           | 1         | 2        | 3        | OT | TS          | +/- | 1    | 2    | 3     | OT | TOT   | SHF | AVG  |
| 6                       | F   | FARMER Declan  | M   | 0        | 0        | 0        | 0        | 19        | 9         | 10        | 67.86         | 6         | 0        | 1        |    | 7           | -1  | 7:24 | 7:01 | 9:42  |    | 24:07 | 15  | 1:36 |
| 9                       | D   | YOHE Andy +C   | M   | 0        | 1        | 1        | 2        | 0         | 0         | 0         | 0.00          | 0         | 0        | 0        |    | 0           | 0   | 5:19 | 3:46 | 0:57  |    | 10:02 | 8   | 1:15 |
| 15                      | D   | LANDEROS Nikko | M   | 0        | 1        | 1        | 0        | 0         | 1         | -1        | 0.00          | 3         | 0        | 1        |    | 4           | 0   | 7:38 | 9:31 | 13:40 |    | 30:49 | 8   | 3:51 |
| 27                      | F   | PAULS Joshua   | M   | 0        | 0        | 0        | 0        | 0         | 0         | 0         | 0.00          | 1         | 1        | 3        |    | 5           | -1  | 8:48 | 6:49 | 9:50  |    | 25:27 | 14  | 1:49 |
| 8                       | F   | SHAW Greg      | M   | 0        | 0        | 0        | 0        | 3         | 0         | 3         | 100.00        | 0         | 0        | 0        |    | 0           | +1  | 2:01 | 1:21 | 0:40  |    | 4:02  | 6   | 0:40 |
| 14                      | F   | McCOY Daniel   | M   | 0        | 0        | 0        | 0        | 0         | 0         | 0         | 0.00          | 0         | 0        | 0        |    | 0           | +1  | 1:43 | 1:21 | 0:41  |    | 3:45  | 6   | 0:37 |
| 20                      | F   | PAGE Adam      | M   | 1        | 0        | 1        | 0        | 0         | 0         | 0         | 0.00          | 0         | 0        | 2        |    | 2           | +1  | 1:31 | 1:21 | 0:30  |    | 3:22  | 5   | 0:40 |
| 1                       | GK  | LEE Jen        | M   | 0        | 0        | 0        | 0        |           |           |           |               | 0         | 0        | 0        |    | 0           |     |      |      |       |    |       |     |      |
| 34                      | GK  | CASH Steve     | M   | 0        | 0        | 0        | 0        |           |           |           |               | 0         | 0        | 0        |    | 0           |     |      |      |       |    |       |     |      |
| <b>Total</b>            |     |                |     | <b>1</b> | <b>2</b> | <b>3</b> | <b>6</b> | <b>31</b> | <b>19</b> | <b>12</b> | <b>62.00</b>  | <b>11</b> | <b>5</b> | <b>7</b> |    | <b>23</b>   |     |      |      |       |    |       |     |      |

| Team : RUS (white) |     |                    |     |          |          |          |          |           |           |            | Shots on Goal |          |          |          |    | Time on Ice |     |       |      |      |    |       |     |      |
|--------------------|-----|--------------------|-----|----------|----------|----------|----------|-----------|-----------|------------|---------------|----------|----------|----------|----|-------------|-----|-------|------|------|----|-------|-----|------|
| No                 | Pos | Name               | Gen | G        | A        | P        | PIM      | FO+       | FO-       | FO+/-      | FO%           | 1        | 2        | 3        | OT | TS          | +/- | 1     | 2    | 3    | OT | TOT   | SHF | AVG  |
| 2                  | D   | LYSOV Aleksei      | M   | 0        | 0        | 0        | 0        | 0         | 0         | 0          | 0.00          | 1        | 0        | 0        |    | 1           | -1  | 10:36 | 8:58 | 9:55 |    | 29:29 | 19  | 1:33 |
| 16                 | F   | DVINIANINOV Andrey | M   | 0        | 0        | 0        | 2        | 0         | 2         | -2         | 0.00          | 0        | 0        | 0        |    | 0           | 0   | 7:49  | 8:22 | 6:17 |    | 22:28 | 18  | 1:14 |
| 19                 | D   | KUZNETSOV Ivan     | M   | 0        | 1        | 1        | 0        | 0         | 0         | 0          | 0.00          | 0        | 0        | 0        |    | 0           | -1  | 10:11 | 9:58 | 7:52 |    | 28:01 | 19  | 1:28 |
| 21                 | F   | PETROV Evgeny      | M   | 0        | 0        | 0        | 0        | 0         | 0         | 0          | 0.00          | 2        | 0        | 0        |    | 2           | -1  | 11:25 | 9:21 | 7:11 |    | 27:57 | 19  | 1:28 |
| 23                 | F   | VOLKOV Iliia +A    | M   | 1        | 0        | 1        | 0        | 8         | 16        | -8         | 33.33         | 1        | 0        | 0        |    | 1           | 0   | 8:43  | 9:04 | 8:17 |    | 26:04 | 21  | 1:14 |
| 5                  | D   | VARLAKOV Vasilii   | M   | 0        | 1        | 1        | 0        | 0         | 0         | 0          | 0.00          | 0        | 0        | 0        |    | 0           | +1  | 4:50  | 5:45 | 7:05 |    | 17:40 | 19  | 0:55 |
| 8                  | F   | LISOV Dmitrii +C   | M   | 0        | 1        | 1        | 0        | 2         | 3         | -1         | 40.00         | 0        | 1        | 2        |    | 3           | 0   | 7:05  | 4:51 | 8:24 |    | 20:20 | 18  | 1:07 |
| 9                  | F   | SHIKHOV Konstantin | M   | 1        | 0        | 1        | 0        | 0         | 0         | 0          | 0.00          | 0        | 2        | 0        |    | 2           | +1  | 3:06  | 5:04 | 6:02 |    | 14:12 | 16  | 0:53 |
| 11                 | F   | AMOSOV Alexey      | M   | 0        | 0        | 0        | 2        | 9         | 10        | -1         | 47.37         | 0        | 1        | 0        |    | 1           | 0   | 4:41  | 5:50 | 6:36 |    | 17:07 | 19  | 0:54 |
| 17                 | D   | SELYUKIN Vadim +A  | M   | 0        | 0        | 0        | 2        | 0         | 0         | 0          | 0.00          | 0        | 0        | 0        |    | 0           | +1  | 4:20  | 5:43 | 5:03 |    | 15:06 | 18  | 0:50 |
| 4                  | D   | ANDRIYANOV Maxim   | M   | 0        | 0        | 0        | 0        | 0         | 0         | 0          | 0.00          | 0        | 0        | 0        |    | 0           | 0   | 0:00  | 0:00 | 0:00 |    | 0:00  | 0   | 0:00 |
| 10                 | F   | TUCHIN Ruslan      | M   | 0        | 0        | 0        | 0        | 0         | 0         | 0          | 0.00          | 0        | 0        | 0        |    | 0           | 0   | 0:00  | 0:00 | 0:00 |    | 0:00  | 0   | 0:00 |
| 14                 | F   | POPOV Iliia        | M   | 0        | 0        | 0        | 0        | 0         | 0         | 0          | 0.00          | 0        | 0        | 0        |    | 0           | 0   | 0:00  | 0:00 | 0:00 |    | 0:00  | 0   | 0:00 |
| 1                  | GK  | IVANOV Mikhail     | M   | 0        | 0        | 0        | 0        |           |           |            |               | 0        | 0        | 0        |    | 0           |     |       |      |      |    |       |     |      |
| 20                 | GK  | KAMANTCEV Vladimir | M   | 0        | 0        | 0        | 0        |           |           |            |               | 0        | 0        | 0        |    | 0           |     |       |      |      |    |       |     |      |
| <b>Total</b>       |     |                    |     | <b>2</b> | <b>3</b> | <b>5</b> | <b>6</b> | <b>19</b> | <b>31</b> | <b>-12</b> | <b>38.00</b>  | <b>4</b> | <b>4</b> | <b>2</b> |    | <b>10</b>   |     |       |      |      |    |       |     |      |

Group B

| R | Team | GP | W | OTW | OTL | L | GDF | GF : GA | PTS |
|---|------|----|---|-----|-----|---|-----|---------|-----|
| 1 | RUS  | 3  | 2 | 0   | 1   | 0 | +7  | 11 : 4  | 7   |
| 2 | USA  | 3  | 2 | 0   | 0   | 1 | +6  | 9 : 3   | 6   |
| 3 | ITA  | 3  | 1 | 0   | 0   | 2 | -10 | 3 : 13  | 3   |
| 4 | KOR  | 3  | 0 | 1   | 0   | 2 | -3  | 4 : 7   | 2   |

|     | ITA   | KOR   | RUS   | USA   |
|-----|-------|-------|-------|-------|
| ITA | ***** | 2:1   | 0:7   | 1:5   |
| KOR | 1:2   | ***** | 3:2   | 0:3   |
| RUS | 7:0   | 2:3   | ***** | 2:1   |
| USA | 5:1   | 3:0   | 1:2   | ***** |

| LEGEND |                             |        |                                 |
|--------|-----------------------------|--------|---------------------------------|
| (G)    | Goals in tournament         | *      | does not count for Plus/minus   |
| +C     | Captain                     | A      | Assists                         |
| EQ     | Equal strength              | ET/Res | Penalty end time/Result of game |
| FO%    | Face-offs won as percentage | FO+    | Face-offs won                   |
| GA     | Goals against               | GDF    | Goal difference                 |
| GK     | Goalkeeper                  | GP     | Games played                    |
| MIP    | Minutes in play (GK)        | No     | Jersey number                   |
| OTW    | Overtime wins               | P      | Points                          |
| PP2    | Power play - 2 players      | PPG    | Power play goals                |
| SHF    | Number of shifts            | SHG    | Shorthanded goals               |
| TOT    | Total                       | TPP    | Time on power play              |
|        |                             | +/-    | Plus/minus net                  |
|        |                             | AVG    | Average time on ice / shift     |
|        |                             | F      | Forward                         |
|        |                             | FO+/-  | Face-offs net                   |
|        |                             | Gen    | Gender                          |
|        |                             | L      | Losses                          |
|        |                             | OT     | Overtime                        |
|        |                             | PIM    | Penalties in minutes            |
|        |                             | PTS    | Points                          |
|        |                             | SOG    | Shots on goal                   |
|        |                             | TS     | Total shots                     |
|        |                             | +A     | Assistant captain               |
|        |                             | D      | Defence                         |
|        |                             | FO-    | Face-offs lost                  |
|        |                             | G      | Goals                           |
|        |                             | GF     | Goals for                       |
|        |                             | M      | Male                            |
|        |                             | OTL    | Overtime losses                 |
|        |                             | Pos    | Position                        |
|        |                             | R      | Rank                            |
|        |                             | SVS    | Saves                           |
|        |                             | W      | Wins                            |



TUE 11 MAR 2014  
Start Time 16:30

Preliminary round - Group B, Game 11  
Предварительный раунд - Группа B, Матч 11

Shot Chart  
Таблица бросков

USA - RUS

Shots by RUS

Goals (o): 1 SSG (+): 3  
SSP (<): 0 SPG (-): 0



GK 34 of USA

Shots by USA

Goals (o): 0 SSG (+): 5  
SSP (<): 0 SPG (-): 2



GK 20 of RUS

Shots by RUS

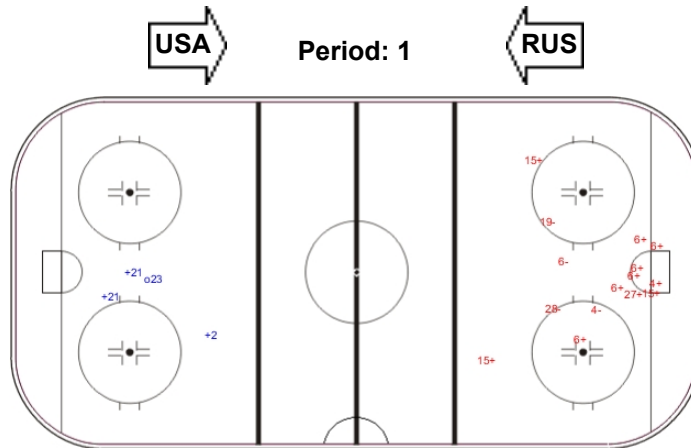
Goals (o): 0 SSG (+): 2  
SSP (<): 0 SPG (-): 2



GK 34 of USA

LEGEND

GK Goalkeeper SPG Shots past goal SSG Shots saved by goalkeeper SSP Shots saved by player



Shots by USA

Goals (o): 0 SSG (+): 11  
SSP (>): 0 SPG (-): 4



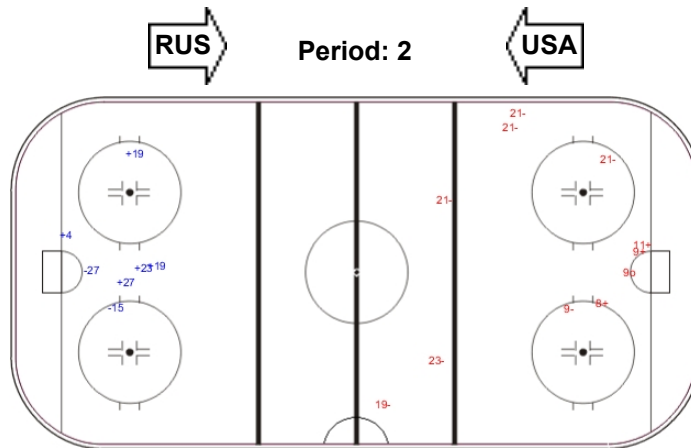
GK 20 of RUS

Shots by RUS

Goals (o): 1 SSG (+): 3  
SSP (>): 0 SPG (-): 7




GK 34 of USA

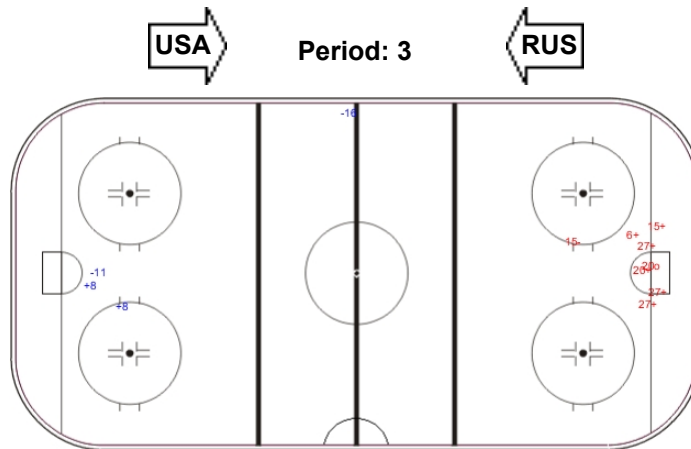


Shots by USA

Goals (o): 1 SSG (+): 6  
SSP (>): 0 SPG (-): 1



GK 20 of RUS







TUE 11 MAR 2014

Start Time 16:30

Preliminary round - Group B, Game 11

Предварительный раунд - Группа В, Матч 11

## Face-off Chart

Таблица вбрасываний

### USA - RUS

#### PERIOD 1

|                     | USA       |           | RUS          |              | USA       |           | RUS                  |         |  |
|---------------------|-----------|-----------|--------------|--------------|-----------|-----------|----------------------|---------|--|
|                     | Def. zone | Att. zone | Neutral zone | Neutral zone | Att. zone | Def. zone | Def. zone            |         |  |
|                     | + 6       | - 16      | + 23         | - 23         | + 6       | - 11      |                      |         |  |
|                     | - 28      | + 23      | - 6          | + 11         | + 6       | - 11      |                      |         |  |
|                     | - 15      | + 23      | + 6          | - 23         | + 6       | - 23      |                      |         |  |
|                     |           |           | + 6          | - 11         | + 23      | - 23      |                      |         |  |
|                     |           |           |              |              | + 6       | - 23      |                      |         |  |
|                     |           |           |              |              | - 23      | + 11      |                      |         |  |
|                     |           |           |              |              | + 6       | - 11      |                      |         |  |
|                     |           |           |              |              | - 6       | + 8       |                      |         |  |
|                     |           |           |              |              | + 6       | - 8       |                      |         |  |
|                     |           |           |              |              | + 6       | - 23      |                      |         |  |
| Total wins / period | 1 / 33%   | 2 / 67%   | 3 / 75%      | 1 / 25%      | 8 / 80%   | 2 / 20%   | Total wins all zones |         |  |
|                     |           |           |              |              |           |           | USA                  | RUS     |  |
|                     |           |           |              |              |           |           | 12 / 71%             | 5 / 29% |  |

#### PERIOD 2

|                     | USA       |           | RUS          |              | USA       |           | RUS                  |          |  |
|---------------------|-----------|-----------|--------------|--------------|-----------|-----------|----------------------|----------|--|
|                     | Def. zone | Att. zone | Neutral zone | Neutral zone | Att. zone | Def. zone | Def. zone            |          |  |
|                     | - 23      | + 11      | + 23         | - 23         | + 6       | - 11      |                      |          |  |
|                     | - 23      | + 23      | + 23         | - 16         | + 6       | - 23      |                      |          |  |
|                     | - 6       | + 23      | + 8          | - 23         | - 6       | + 23      |                      |          |  |
|                     | + 6       | - 23      |              |              | - 23      | + 11      |                      |          |  |
|                     | - 23      | + 11      |              |              | - 6       | + 23      |                      |          |  |
|                     | + 6       | - 23      |              |              | - 23      | + 11      |                      |          |  |
|                     |           |           |              |              | + 6       | - 8       |                      |          |  |
|                     |           |           |              |              | - 23      | + 11      |                      |          |  |
|                     |           |           |              |              | - 6       | + 11      |                      |          |  |
|                     |           |           |              |              | + 23      | - 23      |                      |          |  |
|                     |           |           |              |              | - 6       | + 8       |                      |          |  |
| Total wins / period | 2 / 33%   | 4 / 67%   | 3 / 100%     | 0 / 0%       | 4 / 36%   | 7 / 64%   | Total wins all zones |          |  |
|                     |           |           |              |              |           |           | USA                  | RUS      |  |
|                     |           |           |              |              |           |           | 9 / 45%              | 11 / 55% |  |

#### PERIOD 3

|                     | USA       |           | RUS          |              | USA       |           | RUS                  |         |  |
|---------------------|-----------|-----------|--------------|--------------|-----------|-----------|----------------------|---------|--|
|                     | Def. zone | Att. zone | Neutral zone | Neutral zone | Att. zone | Def. zone | Def. zone            |         |  |
|                     | + 6       | - 11      | - 23         | + 23         | - 6       | + 11      |                      |         |  |
|                     | + 23      | - 23      | + 8          | - 23         | + 23      | - 11      |                      |         |  |
|                     | + 6       | - 23      | + 8          | - 11         | + 6       | - 11      |                      |         |  |
|                     |           |           | + 19         | - 23         | + 23      | - 11      |                      |         |  |
|                     |           |           |              |              | - 6       | + 23      |                      |         |  |
|                     |           |           |              |              | + 6       | - 8       |                      |         |  |
| Total wins / period | 3 / 100%  | 0 / 0%    | 3 / 75%      | 1 / 25%      | 4 / 67%   | 2 / 33%   | Total wins all zones |         |  |
|                     |           |           |              |              |           |           | USA                  | RUS     |  |
|                     |           |           |              |              |           |           | 10 / 77%             | 3 / 23% |  |

#### TOTAL



TUE 11 MAR 2014  
Start Time 16:30

**Preliminary round - Group B, Game 11**  
Предварительный раунд - Группа B, Матч 11

|                   | USA       |           | RUS          |         | USA       |           | RUS      |          | Total wins<br>all zones |  |
|-------------------|-----------|-----------|--------------|---------|-----------|-----------|----------|----------|-------------------------|--|
|                   | Def. zone | Att. zone | Neutral zone |         | Att. zone | Def. zone | USA      | RUS      |                         |  |
| Total wins / game | 6 / 50%   | 6 / 50%   | 9 / 82%      | 2 / 18% | 16 / 59%  | 11 / 41%  | 31 / 62% | 19 / 38% |                         |  |



TUE 11 MAR 2014  
Start Time 16:30

HEAD TO HEAD

|                 |          | RUS      |         |          |           |           |           |          |           |           |
|-----------------|----------|----------|---------|----------|-----------|-----------|-----------|----------|-----------|-----------|
| No.             | 8        | 11       | 16      | 23       | Tot       | wins USA  | Dz        | Nz       | Az        |           |
| USA             | 6        | 3 - 2    | 7 - 3   | 1 - 0    | 8 - 4     | 28        | 19<br>68% | 5<br>83% | 2<br>67%  | 12<br>63% |
|                 | 8        |          | 1 - 0   |          | 2 - 0     | 3         | 3<br>100% |          | 3<br>100% |           |
|                 | 15       |          |         |          | 0 - 1     | 1         | 0<br>0%   | 0<br>0%  |           |           |
|                 | 19       |          |         |          | 1 - 0     | 1         | 1<br>100% |          | 1<br>100% |           |
|                 | 23       |          | 2 - 6   | 1 - 0    | 5 - 2     | 16        | 8<br>50%  | 1<br>25% | 3<br>75%  | 4<br>50%  |
|                 | 28       |          |         |          | 0 - 1     | 1         | 0<br>0%   | 0<br>0%  |           |           |
| <b>Tot</b>      | 5        | 19       | 2       | 24       | 50        | 31<br>62% | 6<br>50%  | 9<br>82% | 16<br>59% |           |
| <b>wins RUS</b> | 2<br>40% | 9<br>47% | 0<br>0% | 8<br>33% | 19<br>38% |           |           |          |           |           |
| <b>Dz</b>       | 2<br>40% | 6<br>46% |         | 3<br>33% | 11<br>41% |           |           |          |           |           |
| <b>Nz</b>       |          | 1<br>33% | 0<br>0% | 1<br>14% | 2<br>18%  |           |           |          |           |           |
| <b>Az</b>       |          | 2<br>67% | 0<br>0% | 4<br>50% | 6<br>50%  |           |           |          |           |           |

LEGEND

**Az** Attacking zone      **Dz** Defending zone      **Nz** Neutral zone      **Tot** Total face-offs played



TUE 11 MAR 2014

Start Time 20:00

## Line-Ups

Составы

### CAN - CZE

#### Referee(s)

SAMOYLOV Igor (RUS)

#### Goalkeepers

Team: CAN

| No | Name            | Gen |
|----|-----------------|-----|
| 30 | WATSON Corbin   | M   |
| 22 | ST-AMAND Benoit | M   |

#### Team Line-ups

Team: CAN (white)

| No | Pos | Name             | Gen |
|----|-----|------------------|-----|
| 4  | D   | WHITSON Derek    | M   |
| 29 | D   | MURRAY Graeme    | M   |
| 5  | F   | REMPEL Kevin     | M   |
| 7  | F   | DORION Marc      | M   |
| 26 | F   | LAROCQUE Dominic | M   |
| 11 | D   | DIXON Adam +A    | M   |
| 14 | D   | ARSENAULT Steve  | M   |
| 12 | F   | WESTLAKE Greg +C | M   |
| 18 | F   | BRIDGES Billy    | M   |
| 27 | F   | BOWDEN Brad +A   | M   |
| 8  | F   | McGREGOR Tyler   | M   |
| 9  | F   | GALE Anthony     | M   |
| 10 | F   | DELANEY Ben      | M   |

Head Coach: MONDIN Mike

#### NOT DRESSED:

|    |   |               |   |
|----|---|---------------|---|
| 20 | F | LUDWIG Karl   | M |
| 25 | D | GEMMELL James | M |

#### Linesmen

FRERICHS Brian (USA) , YUDAKOV Sergey (RUS)

Team: CZE

| No | Name           | Gen |
|----|----------------|-----|
| 6  | VAPENKA Michal | M   |
| 64 | HULIN Libor    | M   |

Team: CZE (red)

| No | Pos | Name               | Gen |
|----|-----|--------------------|-----|
| 21 | D   | KVOCH Tomas        | M   |
| 29 | D   | KUBES Pavel +A     | M   |
| 74 | F   | GEIER Michal       | M   |
| 82 | F   | HABL Zdenek +A     | M   |
| 96 | F   | KRUPICKA Zdenek    | M   |
| 10 | D   | BERGER Jiri        | M   |
| 65 | D   | HRBEK Miroslav     | M   |
| 24 | F   | SAFRANEK Zdenek +C | M   |
| 30 | F   | FOJTIK Erik        | M   |
| 77 | F   | PALAT David        | M   |
| 7  | D   | MOTYCKA David      | M   |
| 75 | F   | RAUL Jiri          | M   |

Head Coach: BRIZA Jiri

#### LEGEND

|           |               |            |          |            |                   |           |         |
|-----------|---------------|------------|----------|------------|-------------------|-----------|---------|
| <b>D</b>  | Defence       | <b>F</b>   | Forward  | <b>Gen</b> | Gender            | <b>M</b>  | Male    |
| <b>No</b> | Jersey number | <b>Pos</b> | Position | <b>+A</b>  | Assistant captain | <b>+C</b> | Captain |



TUE 11 MAR 2014

Start Time 20:00 / End Time 21:49

Preliminary round - Group A, Game 12

Предварительный раунд - Группа А, Матч 12

## Game Summary

Общая игровая статистика

**CAN - CZE 1 - 0 (0 - 0, 1 - 0, 0 - 0)**

| Spectators | Referee(s)          | Linesmen                                    |
|------------|---------------------|---|
| 4069       | SAMOYLOV Igor (RUS) | FRERICHS Brian (USA) , YUDAKOV Sergey (RUS) |

### Team Statistics

| Period       | Score        | SVS           | SOG           | PIM          | TPP                  | PPG          | SHG          |
|--------------|--------------|---------------|---------------|--------------|----------------------|--------------|--------------|
| 1            | 0 : 0        | 3 : 4         | 4 : 3         | 0 : 0        | 00:00 : 00:00        | 0 : 0        | 0 : 0        |
| 2            | 1 : 0        | 2 : 7         | 8 : 2         | 0 : 2        | 02:00 : 00:00        | 0 : 0        | 0 : 0        |
| 3            | 0 : 0        | 2 : 7         | 7 : 2         | 4 : 6        | 04:00 : 02:00        | 0 : 0        | 0 : 0        |
| <b>Total</b> | <b>1 : 0</b> | <b>7 : 18</b> | <b>19 : 7</b> | <b>4 : 8</b> | <b>06:00 : 02:00</b> | <b>0 : 0</b> | <b>0 : 0</b> |

### 1st Period

No game actions in this period

| Action | Time  | ET/Res | Team | Type | No | Name      | (G) Name of Assistant(s) / Action Description |
|--------|-------|--------|------|------|----|-----------|---|
| GK     | 00:00 |        | CAN  |      | 30 | WATSON C  | - Goalkeeper in                               |
| GK     | 00:00 |        | CZE  |      | 6  | VAPENKA M | - Goalkeeper in                               |

### 2nd Period

| Action      | Time         | ET/Res       | Team       | Type      | No        | Name              | (G) Name of Assistant(s) / Action Description                         |
|-------------|--------------|--------------|------------|-----------|-----------|-------------------|---|
| Penalty     | 16:49        | 18:49        | CZE        | 2 min.    | 24        | SAFRANEK Z        | - Teeing  |
| <b>Goal</b> | <b>22:33</b> | <b>1 : 0</b> | <b>CAN</b> | <b>EQ</b> | <b>12</b> | <b>WESTLAKE G</b> | (2) 18 BRIDGES B On Ice CAN 30 11 12 14 18 27<br>CZE 6 21 29 30 74 96 |

### 3rd Period

| Action  | Time  | ET/Res | Team | Type   | No | Name     | (G) Name of Assistant(s) / Action Description |
|---------|-------|--------|------|--------|----|----------|---|
| Penalty | 32:49 | 34:49  | CZE  | 2 min. | 30 | FOJTIK E | - Slashing                                    |
| Penalty | 34:30 | 36:30  | CZE  | 2 min. | 82 | HABL Z   | - Roughing                                    |
| Penalty | 34:30 | 36:30  | CAN  | 2 min. | 9  | GALE A   | - Roughing                                    |
| Penalty | 38:14 | 40:14  | CAN  | 2 min. | 5  | REMPEL K | - Hooking                                     |
| Penalty | 41:50 | 43:50  | CZE  | 2 min. | 82 | HABL Z   | - Holding an opponent                         |
| GK      | 45:00 |        | CAN  |        |    |          | 30 WATSON C - Goalkeeper out                  |
| GK      | 45:00 |        | CZE  |        |    |          | 6 VAPENKA M - Goalkeeper out                  |

### Goalkeeper Records

Team : CAN - Canada

| No | Name            | SOG | SVS | MIP   |
|----|-----------------|-----|-----|-------|
| 30 | WATSON Corbin   | 7   | 7   | 45:00 |
| 22 | ST-AMAND Benoit |     |     |       |

Team : CZE - Czech Republic

| No | Name           | SOG | SVS | MIP   |
|----|----------------|-----|-----|-------|
| 6  | VAPENKA Michal | 19  | 18  | 45:00 |
| 64 | HULIN Libor    |     |     |       |

### Game Statistics

Team : CAN (white)

Head Coach : MONDIN Mike

| No | Pos | Name             | Gen | G | A | P | PIM | FO+ | FO- | FO+/- | FO%    | Shots on Goal |   |   |    |    | +/-  | Time on Ice |      |   |       | TOT | SHF  | AVG |
|----|-----|------------------|-----|---|---|---|-----|-----|-----|-------|--------|---------------|---|---|----|----|------|-------------|------|---|-------|-----|------|-----|
|    |     |                  |     |   |   |   |     |     |     |       |        | 1             | 2 | 3 | OT | TS |      | 1           | 2    | 3 | OT    |     |      |     |
| 4  | D   | WHITSON Derek    | M   | 0 | 0 | 0 | 0   | 0   | 0   | 0     | 0.00   | 0             | 0 | 0 | 0  | 0  | 6:46 | 6:16        | 5:48 |   | 18:50 | 19  | 0:59 |     |
| 5  | F   | REMPEL Kevin     | M   | 0 | 0 | 0 | 2   | 4   | 1   | 3     | 80.00  | 0             | 0 | 0 | 0  | 0  | 6:05 | 5:49        | 6:25 |   | 18:19 | 18  | 1:01 |     |
| 7  | F   | DORION Marc      | M   | 0 | 0 | 0 | 0   | 2   | 2   | 0     | 50.00  | 0             | 0 | 0 | 0  | 0  | 6:00 | 5:17        | 2:37 |   | 13:54 | 14  | 0:59 |     |
| 26 | F   | LAROCQUE Dominic | M   | 0 | 0 | 0 | 0   | 0   | 0   | 0     | 0.00   | 0             | 0 | 0 | 0  | 0  | 5:33 | 5:36        | 2:58 |   | 14:07 | 16  | 0:52 |     |
| 29 | D   | MURRAY Graeme    | M   | 0 | 0 | 0 | 0   | 0   | 0   | 0     | 0.00   | 0             | 0 | 0 | 0  | 0  | 7:19 | 4:42        | 5:38 |   | 17:39 | 19  | 0:55 |     |
| 11 | D   | DIXON Adam +A    | M   | 0 | 0 | 0 | 0   | 0   | 0   | 0     | 0.00   | 0             | 1 | 1 | 2  | +1 | 8:26 | 10:02       | 8:54 |   | 27:22 | 20  | 1:22 |     |
| 12 | F   | WESTLAKE Greg +C | M   | 1 | 0 | 1 | 0   | 1   | 0   | 1     | 100.00 | 2             | 1 | 2 | 5  | +1 | 4:13 | 5:13        | 8:33 |   | 17:59 | 17  | 1:03 |     |
| 14 | D   | ARSENAULT Steve  | M   | 0 | 0 | 0 | 0   | 0   | 0   | 0     | 0.00   | 1             | 1 | 0 | 2  | +1 | 7:23 | 7:04        | 5:11 |   | 19:38 | 18  | 1:05 |     |
| 18 | F   | BRIDGES Billy    | M   | 0 | 1 | 1 | 0   | 15  | 3   | 12    | 83.33  | 1             | 3 | 0 | 4  | +1 | 5:05 | 5:48        | 9:23 |   | 20:16 | 17  | 1:11 |     |
| 27 | F   | BOWDEN Brad +A   | M   | 0 | 0 | 0 | 0   | 0   | 0   | 0     | 0.00   | 0             | 0 | 2 | 2  | +1 | 4:21 | 5:41        | 9:33 |   | 19:35 | 18  | 1:05 |     |
| 8  | F   | McGREGOR Tyler   | M   | 0 | 0 | 0 | 0   | 1   | 0   | 1     | 100.00 | 0             | 2 | 1 | 3  | 0  | 4:32 | 5:17        | 3:52 |   | 13:41 | 15  | 0:54 |     |
| 9  | F   | GALE Anthony     | M   | 0 | 0 | 0 | 2   | 7   | 3   | 4     | 70.00  | 0             | 0 | 0 | 0  | 0  | 4:39 | 3:59        | 2:45 |   | 11:23 | 14  | 0:48 |     |



TUE 11 MAR 2014  
Start Time 20:00 / End Time 21:49

Preliminary round - Group A, Game 12  
Предварительный раунд - Группа А, Матч 12

| Head Coach : MONDIN Mike |     |                 |     |          |          |          |          |           |          |           | Shots on Goal |          |          |          | Time on Ice |    |      |      |      |   |      |     |      |     |
|--------------------------|-----|-----------------|-----|----------|----------|----------|----------|-----------|----------|-----------|---------------|----------|----------|----------|-------------|----|------|------|------|---|------|-----|------|-----|
| No                       | Pos | Name            | Gen | G        | A        | P        | PIM      | FO+       | FO-      | FO+/-     | FO%           | 1        | 2        | 3        | OT          | TS | +/-  | 1    | 2    | 3 | OT   | TOT | SHF  | AVG |
| 10                       | F   | DELANEY Ben     | M   | 0        | 0        | 0        | 0        | 1         | 0        | 1         | 100.00        | 0        | 0        | 1        | 1           | 0  | 4:13 | 3:49 | 0:59 |   | 9:01 | 10  | 0:54 |     |
| 22                       | GK  | ST-AMAND Benoit | M   | 0        | 0        | 0        | 0        |           |          |           |               | 0        | 0        | 0        | 0           |    |      |      |      |   |      |     |      |     |
| 30                       | GK  | WATSON Corbin   | M   | 0        | 0        | 0        | 0        |           |          |           |               | 0        | 0        | 0        | 0           |    |      |      |      |   |      |     |      |     |
| <b>Total</b>             |     |                 |     | <b>1</b> | <b>1</b> | <b>2</b> | <b>4</b> | <b>31</b> | <b>9</b> | <b>22</b> | <b>77.50</b>  | <b>4</b> | <b>8</b> | <b>7</b> | <b>19</b>   |    |      |      |      |   |      |     |      |     |

Team : CZE (red)

| Head Coach : BRIZA Jiri |     |                 |     |          |          |          |          |          |           |            | Shots on Goal |          |          |          | Time on Ice |    |      |      |      |      |       |       |      |      |
|-------------------------|-----|-----------------|-----|----------|----------|----------|----------|----------|-----------|------------|---------------|----------|----------|----------|-------------|----|------|------|------|------|-------|-------|------|------|
| No                      | Pos | Name            | Gen | G        | A        | P        | PIM      | FO+      | FO-       | FO+/-      | FO%           | 1        | 2        | 3        | OT          | TS | +/-  | 1    | 2    | 3    | OT    | TOT   | SHF  | AVG  |
| 21                      | D   | KVOCH Tomas     | M   | 0        | 0        | 0        | 0        | 0        | 0         | 0          | 0.00          | 0        | 0        | 0        | 0           | 0  | -1   | 6:23 | 7:08 | 8:25 |       | 21:56 | 22   | 0:59 |
| 29                      | D   | KUBES Pavel +A  | M   | 0        | 0        | 0        | 0        | 0        | 0         | 0          | 0.00          | 2        | 0        | 0        | 2           | -1 | 6:28 | 5:57 | 8:10 |      | 20:35 | 22    | 0:56 |      |
| 74                      | F   | GEIER Michal    | M   | 0        | 0        | 0        | 0        | 0        | 1         | -1         | 0.00          | 0        | 1        | 0        | 1           | -1 | 6:52 | 5:36 | 8:37 |      | 21:05 | 21    | 1:00 |      |
| 82                      | F   | HABL Zdenek +A  | M   | 0        | 0        | 0        | 4        | 6        | 14        | -8         | 30.00         | 0        | 0        | 0        | 0           | 0  | 7:49 | 8:19 | 6:53 |      | 23:01 | 24    | 0:57 |      |
| 96                      | F   | KRUPICKA Zdenek | M   | 0        | 0        | 0        | 0        | 0        | 0         | 0          | 0.00          | 0        | 0        | 0        | 0           | -1 | 6:49 | 5:19 | 3:43 |      | 15:51 | 16    | 0:59 |      |
| <b>Total</b>            |     |                 |     | <b>0</b> | <b>0</b> | <b>0</b> | <b>8</b> | <b>9</b> | <b>31</b> | <b>-22</b> | <b>22.50</b>  | <b>3</b> | <b>2</b> | <b>2</b> | <b>7</b>    |    |      |      |      |      |       |       |      |      |

Group A

| R | Team | GP | W | OTW | OTL | L | GDF | GF : GA | PTS |
|---|------|----|---|-----|-----|---|-----|---------|-----|
| 1 | CAN  | 3  | 3 | 0   | 0   | 0 | +14 | 15 : 1  | 9   |
| 2 | NOR  | 3  | 1 | 1   | 0   | 1 | -1  | 4 : 5   | 5   |
| 3 | CZE  | 3  | 0 | 1   | 1   | 1 | -1  | 3 : 4   | 3   |
| 4 | SWE  | 3  | 0 | 0   | 1   | 2 | -12 | 2 : 14  | 1   |

|     | CAN   | CZE   | NOR   | SWE   |
|-----|-------|-------|-------|-------|
| CAN | ***** | 1:0   | 4:0   | 10:1  |
| CZE | 0:1   | ***** | 1:2   | 2:1   |
| NOR | 0:4   | 2:1   | ***** | 2:0   |
| SWE | 1:10  | 1:2   | 0:2   | ***** |

LEGEND

|   |  |                             |  |
|---|--|-----------------------------|--|
| <b>(G)</b> Goals in tournament                | <b>+/-</b> Plus/minus net              | <b>+A</b> Assistant captain | <b>+C</b> Captain                      |
| <b>A</b> Assists                              | <b>AVG</b> Average time on ice / shift | <b>D</b> Defence            | <b>EQ</b> Equal strength               |
| <b>ET/Res</b> Penalty end time/Result of game | <b>F</b> Forward                       | <b>FO-</b> Face-offs lost   | <b>FO%</b> Face-offs won as percentage |
| <b>FO+</b> Face-offs won                      | <b>FO+/-</b> Face-offs net             | <b>G</b> Goals              | <b>GA</b> Goals against                |
| <b>GDF</b> Goal difference                    | <b>Gen</b> Gender                      | <b>GF</b> Goals for         | <b>GK</b> Goalkeeper                   |
| <b>GP</b> Games played                        | <b>L</b> Losses                        | <b>M</b> Male               | <b>MIP</b> Minutes in play (GK)        |
| <b>No</b> Jersey number                       | <b>OT</b> Overtime                     | <b>OTL</b> Overtime losses  | <b>OTW</b> Overtime wins               |
| <b>P</b> Points                               | <b>PIM</b> Penalties in minutes        | <b>Pos</b> Position         | <b>PPG</b> Power play goals            |
| <b>PTS</b> Points                             | <b>R</b> Rank                          | <b>SHF</b> Number of shifts | <b>SHG</b> Shorthanded goals           |
| <b>SOG</b> Shots on goal                      | <b>SVS</b> Saves                       | <b>TOT</b> Total            | <b>TPP</b> Time on power play          |
| <b>TS</b> Total shots                         | <b>W</b> Wins                          |                             |  |



Shot Chart

Таблица бросков

CAN - CZE

Shots by CZE

Goals (o): 0 SSG (+): 3  
SSP (<): 0 SPG (-): 5



GK 30 of CAN

Shots by CAN

Goals (o): 1 SSG (+): 7  
SSP (<): 0 SPG (-): 4



GK 6 of CZE

Shots by CZE

Goals (o): 0 SSG (+): 2  
SSP (<): 0 SPG (-): 3



GK 30 of CAN

Shots by CAN

Goals (o): 0 SSG (+): 4  
SSP (>): 0 SPG (-): 3



GK 6 of CZE

Shots by CZE

Goals (o): 0 SSG (+): 2  
SSP (>): 0 SPG (-): 1



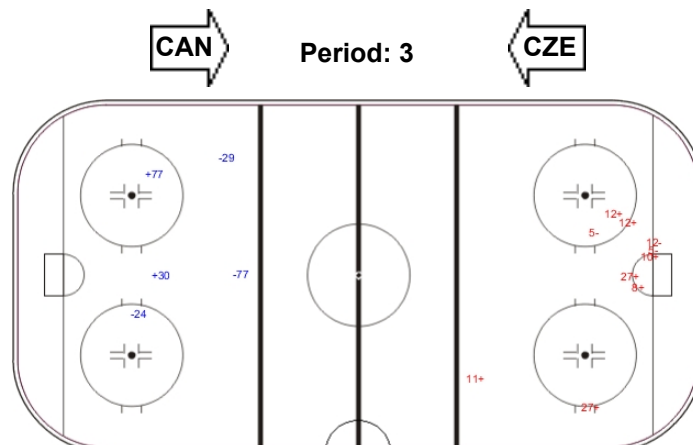
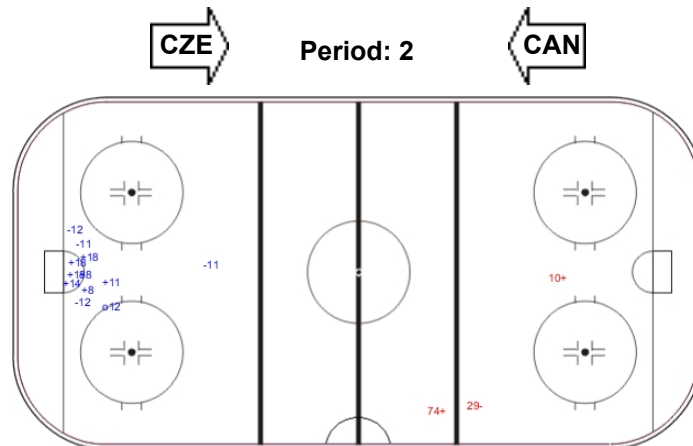
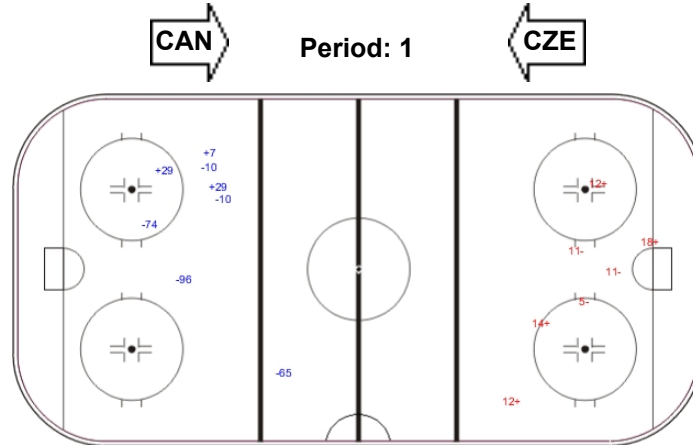
GK 30 of CAN

Shots by CAN

Goals (o): 0 SSG (+): 7  
SSP (>): 0 SPG (-): 3



GK 6 of CZE



LEGEND

GK Goalkeeper

SPG Shots past goal

SSG Shots saved by goalkeeper

SSP Shots saved by player



TUE 11 MAR 2014

Start Time 20:00

Preliminary round - Group A, Game 12

Предварительный раунд - Группа А, Матч 12

## Face-off Chart

Таблица вбрасываний

### CAN - CZE

#### PERIOD 1

|                     | CAN       |           | CZE          |              | CAN       |           | CZE       |           | Total wins all zones |     |
|---------------------|-----------|-----------|--------------|--------------|-----------|-----------|-----------|-----------|----------------------|-----|
|                     | Def. zone | Att. zone | Neutral zone | Neutral zone | Att. zone | Def. zone | Att. zone | Def. zone | CAN                  | CZE |
|                     | - 9       | + 82      | - 7          | + 82         | + 10      | - 30      |           |           |                      |     |
|                     | - 5       | + 30      | + 9          | - 30         | + 18      | - 24      |           |           |                      |     |
|                     | + 18      | - 82      | + 9          | - 82         | + 9       | - 30      |           |           |                      |     |
|                     |           |           |              |              | - 7       | + 82      |           |           |                      |     |
|                     |           |           |              |              | + 5       | - 82      |           |           |                      |     |
| Total wins / period | 1 / 33%   | 2 / 67%   | 2 / 67%      | 1 / 33%      | 4 / 80%   | 1 / 20%   | 7 / 64%   | 4 / 36%   |                      |     |

#### PERIOD 2

|                     | CAN       |           | CZE          |              | CAN       |           | CZE       |           | Total wins all zones |     |
|---------------------|-----------|-----------|--------------|--------------|-----------|-----------|-----------|-----------|----------------------|-----|
|                     | Def. zone | Att. zone | Neutral zone | Neutral zone | Att. zone | Def. zone | Att. zone | Def. zone | CAN                  | CZE |
|                     | + 9       | - 30      | + 7          | - 82         | + 18      | - 82      |           |           |                      |     |
|                     |           |           | + 18         | - 30         | + 18      | - 82      |           |           |                      |     |
|                     |           |           | + 9          | - 30         |           |           |           |           |                      |     |
|                     |           |           | + 18         | - 30         |           |           |           |           |                      |     |
|                     |           |           | + 18         | - 30         |           |           |           |           |                      |     |
|                     |           |           | + 9          | - 82         |           |           |           |           |                      |     |
|                     |           |           | + 9          | - 82         |           |           |           |           |                      |     |
|                     |           |           | + 18         | - 82         |           |           |           |           |                      |     |
| Total wins / period | 1 / 100%  | 0 / 0%    | 8 / 100%     | 0 / 0%       | 2 / 100%  | 0 / 0%    | 11 / 100% | 0 / 0%    |                      |     |

#### PERIOD 3

|                     | CAN       |           | CZE          |              | CAN       |           | CZE       |           | Total wins all zones |     |
|---------------------|-----------|-----------|--------------|--------------|-----------|-----------|-----------|-----------|----------------------|-----|
|                     | Def. zone | Att. zone | Neutral zone | Neutral zone | Att. zone | Def. zone | Att. zone | Def. zone | CAN                  | CZE |
|                     | + 7       | - 30      | + 5          | - 82         | - 18      | + 30      |           |           |                      |     |
|                     | + 5       | - 82      | + 18         | - 75         | - 18      | + 30      |           |           |                      |     |
|                     | + 12      | - 30      | - 9          | + 82         | + 5       | - 82      |           |           |                      |     |
|                     | + 18      | - 24      |              |              | + 18      | - 82      |           |           |                      |     |
|                     | - 18      | + 82      |              |              | + 18      | - 82      |           |           |                      |     |
|                     |           |           |              |              | - 9       | + 82      |           |           |                      |     |
|                     |           |           |              |              | + 18      | - 75      |           |           |                      |     |
|                     |           |           |              |              | + 18      | - 74      |           |           |                      |     |
|                     |           |           |              |              | + 18      | - 30      |           |           |                      |     |
|                     |           |           |              |              | + 8       | - 75      |           |           |                      |     |
| Total wins / period | 4 / 80%   | 1 / 20%   | 2 / 67%      | 1 / 33%      | 7 / 70%   | 3 / 30%   | 13 / 72%  | 5 / 28%   |                      |     |

#### TOTAL

|                   | CAN       |           | CZE          |              | CAN       |           | CZE       |           | Total wins all zones |     |
|-------------------|-----------|-----------|--------------|--------------|-----------|-----------|-----------|-----------|----------------------|-----|
|                   | Def. zone | Att. zone | Neutral zone | Neutral zone | Att. zone | Def. zone | Att. zone | Def. zone | CAN                  | CZE |
| Total wins / game | 6 / 67%   | 3 / 33%   | 12 / 86%     | 2 / 14%      | 13 / 76%  | 4 / 24%   | 31 / 78%  | 9 / 22%   |                      |     |





## Line-Ups

Составы

REVISED

14 MAR 14:10

## ITA - SWE

## Referee(s)

BERKEBILE Derek (USA)

## Goalkeepers

Team: ITA

| No | Name               | Gen |
|----|--------------------|-----|
| 1  | STILLITANO Santino | M   |
| 15 | ARAUDO Gabriele    | M   |

## Team Line-ups

Team: ITA (blue)

| No | Pos | Name                         | Gen |
|----|-----|------------------------------|-----|
| 3  | D   | ROSA Gianluigi               | M   |
| 5  | F   | PLANKER Florian +A           | M   |
| 7  | F   | WINKLER Werner               | M   |
| 8  | F   | RADICE Roberto               | M   |
| 16 | F   | CHIAROTTI Andrea +C          | M   |
| 6  | D   | CAVALIERE Gianluca +A        | M   |
| 14 | D   | BALOSSETTI Bruno             | M   |
| 18 | F   | MACRI Andrea                 | M   |
| 68 | F   | CORVINO Valerio              | M   |
| 73 | F   | LEPERDI Gregory Brian Alexis | M   |
| 69 | D   | CONDELLO Giuseppe            | M   |
| 11 | F   | LARCH Nils                   | M   |
| 62 | F   | DEPAOLI Christoph            | M   |

Head Coach: da RIN Massimo

## NOT DRESSED:

88 F KANESTRIN Rupert M

## Linesmen

HELTMAN Tomasz (POL) , WESLEY Leon (CZE)

Team: SWE

| No | Name          | Gen |
|----|---------------|-----|
| 5  | NILSSON Ulf   | M   |
| 14 | JONSSON Kenth | M   |

Team: SWE (yellow)

| No | Pos | Name                 | Gen |
|----|-----|----------------------|-----|
| 3  | D   | INGVARSSON Niklas +A | M   |
| 11 | D   | LUNDGREN Rasmus      | M   |
| 21 | D   | HOLM Marcus +A       | M   |
| 8  | F   | KASPERI Per          | M   |
| 19 | F   | FROM Gunnar          | M   |
| 15 | D   | HEDBERG Christian    | M   |
| 4  | F   | OLSSON Stefan        | M   |
| 18 | F   | OJALA Peter +C       | M   |
| 20 | F   | RAKOS Niklas         | M   |

Head Coach: LUNDGREN Jorgen

## NOT DRESSED:

2 F SILVSTRAND OLSSON Axel Filip M  
6 F ANDERSON Aron M  
7 D WISTRAND Anders M

## LEGEND

|           |               |            |          |            |                   |           |         |
|-----------|---------------|------------|----------|------------|-------------------|-----------|---------|
| <b>D</b>  | Defence       | <b>F</b>   | Forward  | <b>Gen</b> | Gender            | <b>M</b>  | Male    |
| <b>No</b> | Jersey number | <b>Pos</b> | Position | <b>+A</b>  | Assistant captain | <b>+C</b> | Captain |

STELLA Igor (Italy) has been disqualified starting from 4 MAR 2014 from the Ice Sledge Hockey Tournament based on the decision of the IPC Anti Doping Commission, from 13 MAR 2014.



TUE 11 MAR 2014  
Start Time 20:00

HEAD TO HEAD

|                 |         | CZE      |         |         |          |          |           |           |           |           |          |
|-----------------|---------|----------|---------|---------|----------|----------|-----------|-----------|-----------|-----------|----------|
| No.             | 24      | 30       | 74      | 75      | 82       | Tot      | wins CAN  | Dz        | Nz        | Az        |          |
| CAN             | 5       | 0 - 1    |         |         | 4 - 0    | 5        | 4<br>80%  | 1<br>50%  | 1<br>100% | 2<br>100% |          |
|                 | 7       | 1 - 0    |         |         | 1 - 2    | 4        | 2<br>50%  | 1<br>100% | 1<br>50%  | 0<br>0%   |          |
|                 | 8       |          |         | 1 - 0   |          | 1        | 1<br>100% |           |           | 1<br>100% |          |
|                 | 9       | 4 - 0    |         |         | 3 - 3    | 10       | 7<br>70%  | 1<br>50%  | 5<br>83%  | 1<br>50%  |          |
|                 | 10      | 1 - 0    |         |         |          | 1        | 1<br>100% |           |           | 1<br>100% |          |
|                 | 12      | 1 - 0    |         |         |          | 1        | 1<br>100% | 1<br>100% |           |           |          |
|                 | 18      | 2 - 0    | 4 - 2   | 1 - 0   | 2 - 0    | 6 - 1    | 18        | 15<br>83% | 2<br>67%  | 5<br>100% | 8<br>80% |
| <b>Tot</b>      | 2       | 14       | 1       | 3       | 20       | 40       | 31<br>78% | 6<br>67%  | 12<br>86% | 13<br>76% |          |
| <b>wins CZE</b> | 0<br>0% | 3<br>21% | 0<br>0% | 0<br>0% | 6<br>30% | 9<br>22% |           |           |           |           |          |
| <b>Dz</b>       | 0<br>0% | 2<br>40% | 0<br>0% | 0<br>0% | 2<br>25% | 4<br>24% |           |           |           |           |          |
| <b>Nz</b>       |         | 0<br>0%  |         | 0<br>0% | 2<br>25% | 2<br>14% |           |           |           |           |          |
| <b>Az</b>       | 0<br>0% | 1<br>25% |         |         | 2<br>50% | 3<br>33% |           |           |           |           |          |

LEGEND

**Az** Attacking zone      **Dz** Defending zone      **Nz** Neutral zone      **Tot** Total face-offs played



## Game Summary

Общая игровая статистика

**ITA - SWE 3 - 2 (0 - 1 , 0 - 1 , 2 - 0 , 1 - 0)**

| Spectators | Referee(s)            | Linesmen                                 |
|------------|-----------------------|--|
| 4720       | BERKEBILE Derek (USA) | HELTMAN Tomasz (POL) , WESLEY Leon (CZE) |

### Team Statistics

| Period       | Score        | SVS           | SOG            | PIM          | TPP                  | PPG          | SHG          |
|--------------|--------------|---------------|----------------|--------------|----------------------|--------------|--------------|
| 1            | 0 : 1        | 0 : 8         | 8 : 1          | 0 : 0        | 00:00 : 00:00        | 0 : 0        | 0 : 0        |
| 2            | 0 : 1        | 7 : 8         | 8 : 8          | 4 : 2        | 02:00 : 02:22        | 0 : 1        | 0 : 0        |
| 3            | 2 : 0        | 2 : 9         | 11 : 2         | 0 : 2        | 02:00 : 00:54        | 0 : 0        | 0 : 0        |
| OT           | 1 : 0        | 0 : 6         | 7 : 0          | 0 : 0        | 00:00 : 00:00        | 0 : 0        | 0 : 0        |
| <b>Total</b> | <b>3 : 2</b> | <b>9 : 31</b> | <b>34 : 11</b> | <b>4 : 4</b> | <b>04:00 : 03:16</b> | <b>0 : 1</b> | <b>0 : 0</b> |

### 1st Period

| Action      | Time         | ET/Res       | Team       | Type      | No       | Name             | (G)        | Name of Assistant(s) / Action Description                 |
|-------------|--------------|--------------|------------|-----------|----------|------------------|------------|---|
| GK          | 00:00        |              | ITA        |           | 1        | STILLITANO S     |            | - Goalkeeper in   |
| GK          | 00:00        |              | SWE        |           | 5        | NILSSON U        |            | - Goalkeeper in   |
| <b>Goal</b> | <b>13:58</b> | <b>0 : 1</b> | <b>SWE</b> | <b>EQ</b> | <b>8</b> | <b>KASPERI P</b> | <b>(2)</b> | 19 FROM G On Ice ITA 1 3 8 18 68 73<br>SWE 5 3 8 11 19 21 |

### 2nd Period

| Action      | Time         | ET/Res       | Team       | Type       | No       | Name             | (G)        | Name of Assistant(s) / Action Description                            |
|-------------|--------------|--------------|------------|------------|----------|------------------|------------|--|
| Penalty     | 20:51        | 22:51        | SWE        | 2 min.     | 3        | INGVARSSON N     |            | - Teeing   |
| Penalty     | 27:38        | 29:00        | ITA        | 2 min.     | 7        | WINKLER W        |            | - Interference   |
| Penalty     | 28:54        | 30:54        | ITA        | 2 min.     | 6        | CAVALIERE G      |            | - Teeing   |
| <b>Goal</b> | <b>29:00</b> | <b>0 : 2</b> | <b>SWE</b> | <b>PP2</b> | <b>8</b> | <b>KASPERI P</b> | <b>(3)</b> | 3 INGVARSSON N On Ice ITA 1 3 5 73<br>21 HOLM M SWE 5 3 8 11 20 21 * |

### 3rd Period

| Action      | Time         | ET/Res       | Team       | Type         | No        | Name               | (G)        | Name of Assistant(s) / Action Description                             |
|-------------|--------------|--------------|------------|--------------|-----------|--------------------|------------|---|
| GK          | 30:00        |              | ITA        |              | 15        | ARAUDO G           |            | - Goalkeeper in 1 STILLITANO S - Goalkeeper out                       |
| <b>Goal</b> | <b>33:00</b> | <b>1 : 2</b> | <b>ITA</b> | <b>EQ</b>    | <b>3</b>  | <b>ROSA G</b>      | <b>(1)</b> | 5 PLANKER F On Ice ITA 15 3 5 6 7 68<br>SWE 5 3 11 18 19 21           |
| Penalty     | 34:13        | 36:13        | SWE        | 2 min.       | 19        | FROM G             |            | - Teeing  |
| Time-out    | 42:12        |              | ITA        |              |           |                    |            |   |
| GK          | 42:12        |              | ITA        |              |           |                    |            | 15 ARAUDO G - Goalkeeper out  |
| <b>Goal</b> | <b>42:45</b> | <b>2 : 2</b> | <b>ITA</b> | <b>EQ EA</b> | <b>73</b> | <b>LEPERDI GBA</b> | <b>(1)</b> | 6 CAVALIERE G On Ice ITA 3 5 6 7 18 73<br>3 ROSA G SWE 5 3 8 11 20 21 |
| GK          | 42:45        |              | ITA        |              | 15        | ARAUDO G           |            | - Goalkeeper in   |

### Overtime

| Action      | Time         | ET/Res       | Team       | Type      | No       | Name               | (G)        | Name of Assistant(s) / Action Description             |
|-------------|--------------|--------------|------------|-----------|----------|--------------------|------------|---|
| Time-out    | 48:43        |              | SWE        |           |          |                    |            |   |
| <b>Goal</b> | <b>50:28</b> | <b>3 : 2</b> | <b>ITA</b> | <b>EQ</b> | <b>6</b> | <b>CAVALIERE G</b> | <b>(1)</b> | 5 PLANKER F On Ice ITA 15 3 5 6 73<br>SWE 5 3 8 11 20 |
| GK          | 50:28        |              | ITA        |           |          |                    |            | 15 ARAUDO G - Goalkeeper out                          |
| GK          | 50:28        |              | SWE        |           |          |                    |            | 5 NILSSON U - Goalkeeper out                          |

### Goalkeeper Records

Team : ITA - Italy

| No | Name               | SOG | SVS | MIP   |
|----|--------------------|-----|-----|-------|
| 1  | STILLITANO Santino | 9   | 7   | 30:00 |
| 15 | ARAUDO Gabriele    | 2   | 2   | 19:55 |

Team : SWE - Sweden

| No | Name          | SOG | SVS | MIP   |
|----|---------------|-----|-----|-------|
| 5  | NILSSON Ulf   | 34  | 31  | 50:28 |
| 14 | JONSSON Kenth |     |     |       |

### Game Statistics

Team : ITA (blue)



WED 12 MAR 2014

Start Time 16:00 / End Time 17:59

| Head Coach : da RIN Massimo |     | Shots on Goal                |     |          |          |          |          |           |           |           |              | Time on Ice |          |           |          |           |     |      |      |       |      |       |     |      |
|-----------------------------|-----|------------------------------|-----|----------|----------|----------|----------|-----------|-----------|-----------|--------------|-------------|----------|-----------|----------|-----------|-----|------|------|-------|------|-------|-----|------|
| No                          | Pos | Name                         | Gen | G        | A        | P        | PIM      | FO+       | FO-       | FO+/-     | FO%          | 1           | 2        | 3         | OT       | TS        | +/- | 1    | 2    | 3     | OT   | TOT   | SHF | AVG  |
| 3                           | D   | ROSA Gianluigi               | M   | 1        | 1        | 2        | 0        | 0         | 0         | 0         | 0.00         | 1           | 2        | 3         | 1        | 7         | +2  | 9:31 | 9:55 | 14:44 | 5:27 | 39:37 | 12  | 3:18 |
| 5                           | F   | PLANKER Florian +A           | M   | 0        | 2        | 2        | 0        | 11        | 9         | 2         | 55.00        | 4           | 2        | 2         | 3        | 11        | +3  | 9:04 | 9:50 | 11:31 | 4:40 | 35:05 | 13  | 2:41 |
| 7                           | F   | WINKLER Werner               | M   | 0        | 0        | 0        | 2        | 2         | 3         | -1        | 40.00        | 1           | 0        | 0         | 0        | 1         | +2  | 8:13 | 5:45 | 8:53  | 0:29 | 23:20 | 14  | 1:40 |
| 8                           | F   | RADICE Roberto               | M   | 0        | 0        | 0        | 0        | 0         | 0         | 0         | 0.00         | 0           | 0        | 0         | 0        | 0         | -1  | 5:52 | 2:56 | 1:14  | 0:00 | 10:02 | 8   | 1:15 |
| 16                          | F   | CHIAROTTI Andrea +C          | M   | 0        | 0        | 0        | 0        | 0         | 0         | 0         | 0.00         | 0           | 0        | 0         | 0        | 0         | 0   | 6:40 | 6:21 | 4:22  | 0:00 | 17:23 | 11  | 1:34 |
| 6                           | D   | CAVALIERE Gianluca +A        | M   | 1        | 1        | 2        | 2        | 0         | 0         | 0         | 0.00         | 0           | 0        | 1         | 3        | 4         | +3  | 8:13 | 9:15 | 10:53 | 4:10 | 32:31 | 14  | 2:19 |
| 14                          | D   | BALOSSETTI Bruno             | M   | 0        | 0        | 0        | 0        | 0         | 0         | 0         | 0.00         | 0           | 1        | 0         | 0        | 1         | 0   | 6:10 | 5:03 | 0:00  | 0:00 | 11:13 | 6   | 1:52 |
| 18                          | F   | MACRI Andrea                 | M   | 0        | 0        | 0        | 0        | 4         | 7         | -3        | 36.36        | 0           | 0        | 0         | 0        | 0         | 0   | 5:29 | 5:47 | 6:20  | 1:35 | 19:11 | 12  | 1:35 |
| 68                          | F   | CORVINO Valerio              | M   | 0        | 0        | 0        | 0        | 0         | 1         | -1        | 0.00         | 1           | 1        | 1         | 0        | 3         | 0   | 6:48 | 6:09 | 5:08  | 0:40 | 18:45 | 10  | 1:52 |
| 73                          | F   | LEPERDI Gregory Brian Alexis | M   | 1        | 0        | 1        | 0        | 1         | 4         | -3        | 20.00        | 1           | 2        | 4         | 0        | 7         | +1  | 6:09 | 9:07 | 10:22 | 4:16 | 29:54 | 15  | 1:59 |
| 11                          | F   | LARCH Nils                   | M   | 0        | 0        | 0        | 0        | 0         | 0         | 0         | 0.00         | 0           | 0        | 0         | 0        | 0         | 0   | 1:02 | 1:11 | 0:00  | 0:00 | 2:13  | 2   | 1:06 |
| 62                          | F   | DEPAOLI Christoph            | M   | 0        | 0        | 0        | 0        | 0         | 0         | 0         | 0.00         | 0           | 0        | 0         | 0        | 0         | 0   | 1:20 | 1:02 | 0:57  | 0:00 | 3:19  | 3   | 1:06 |
| 69                          | D   | CONDELLO Giuseppe            | M   | 0        | 0        | 0        | 0        | 0         | 0         | 0         | 0.00         | 0           | 0        | 0         | 0        | 0         | 0   | 0:00 | 0:00 | 0:00  | 0:00 | 0:00  | 0   | 0:00 |
| 1                           | GK  | STILLITANO Santino           | M   | 0        | 0        | 0        | 0        |           |           |           |              | 0           | 0        | 0         | 0        | 0         |     |      |      |       |      |       |     |      |
| 15                          | GK  | ARAUDO Gabriele              | M   | 0        | 0        | 0        | 0        |           |           |           |              | 0           | 0        | 0         | 0        | 0         |     |      |      |       |      |       |     |      |
| <b>Total</b>                |     |                              |     | <b>3</b> | <b>4</b> | <b>7</b> | <b>4</b> | <b>18</b> | <b>24</b> | <b>-6</b> | <b>42.86</b> | <b>8</b>    | <b>8</b> | <b>11</b> | <b>7</b> | <b>34</b> |     |      |      |       |      |       |     |      |

Team : SWE (yellow)

| Head Coach : LUNDGREN Jorgen |     | Shots on Goal        |     |          |          |          |          |           |           |          |              | Time on Ice |          |          |          |           |     |       |       |       |      |       |     |      |
|------------------------------|-----|----------------------|-----|----------|----------|----------|----------|-----------|-----------|----------|--------------|-------------|----------|----------|----------|-----------|-----|-------|-------|-------|------|-------|-----|------|
| No                           | Pos | Name                 | Gen | G        | A        | P        | PIM      | FO+       | FO-       | FO+/-    | FO%          | 1           | 2        | 3        | OT       | TS        | +/- | 1     | 2     | 3     | OT   | TOT   | SHF | AVG  |
| 3                            | D   | INGVARSSON Niklas +A | M   | 0        | 1        | 1        | 2        | 16        | 10        | 6        | 61.54        | 0           | 2        | 0        | 0        | 2         | -2  | 13:29 | 11:36 | 14:32 | 3:10 | 42:47 | 10  | 4:16 |
| 8                            | F   | KASPERI Per          | M   | 2        | 0        | 2        | 0        | 0         | 0         | 0        | 0.00         | 1           | 5        | 2        | 0        | 8         | -1  | 9:24  | 11:30 | 14:01 | 0:00 | 34:55 | 9   | 3:52 |
| 11                           | D   | LUNDGREN Rasmus      | M   | 0        | 0        | 0        | 0        | 1         | 2         | -1       | 33.33        | 0           | 1        | 0        | 0        | 1         | -2  | 12:22 | 11:37 | 15:00 | 0:00 | 38:59 | 8   | 4:52 |
| 19                           | F   | FROM Gunnar          | M   | 0        | 1        | 1        | 2        | 1         | 0         | 1        | 100.00       | 0           | 0        | 0        | 0        | 0         | 0   | 9:17  | 6:21  | 5:29  | 0:00 | 21:07 | 10  | 2:06 |
| 21                           | D   | HOLM Marcus +A       | M   | 0        | 1        | 1        | 0        | 6         | 5         | 1        | 54.55        | 0           | 0        | 0        | 0        | 0         | -1  | 13:33 | 15:00 | 13:46 | 4:17 | 46:36 | 6   | 7:46 |
| 4                            | F   | OLSSON Stefan        | M   | 0        | 0        | 0        | 0        | 0         | 1         | -1       | 0.00         | 0           | 0        | 0        | 0        | 0         | 0   | 0:00  | 0:00  | 0:00  | 0:00 | 0:00  | 0   | 0:00 |
| 15                           | D   | HEDBERG Christian    | M   | 0        | 0        | 0        | 0        | 0         | 0         | 0        | 0.00         | 0           | 0        | 0        | 0        | 0         | 0   | 4:13  | 3:23  | 0:00  | 0:00 | 7:36  | 5   | 1:31 |
| 18                           | F   | OJALA Peter +C       | M   | 0        | 0        | 0        | 0        | 0         | 0         | 0        | 0.00         | 0           | 0        | 0        | 0        | 0         | -1  | 7:04  | 3:29  | 2:11  | 0:00 | 12:44 | 6   | 2:07 |
| 20                           | F   | RAKOS Niklas         | M   | 0        | 0        | 0        | 0        | 0         | 0         | 0        | 0.00         | 0           | 0        | 0        | 0        | 0         | -2  | 5:45  | 9:58  | 7:59  | 0:00 | 23:42 | 8   | 2:57 |
| 5                            | GK  | NILSSON Ulf          | M   | 0        | 0        | 0        | 0        |           |           |          |              | 0           | 0        | 0        | 0        | 0         |     |       |       |       |      |       |     |      |
| 14                           | GK  | JONSSON Kenth        | M   | 0        | 0        | 0        | 0        |           |           |          |              | 0           | 0        | 0        | 0        | 0         |     |       |       |       |      |       |     |      |
| <b>Total</b>                 |     |                      |     | <b>2</b> | <b>3</b> | <b>5</b> | <b>4</b> | <b>24</b> | <b>18</b> | <b>6</b> | <b>57.14</b> | <b>1</b>    | <b>8</b> | <b>2</b> | <b>0</b> | <b>11</b> |     |       |       |       |      |       |     |      |

LEGEND

|                                 |  |   |                             |
|---------------------------------|--|---|-----------------------------|
| <b>(G)</b> Goals in tournament  | <b>*</b> does not count for Plus/minus | <b>+/-</b> Plus/minus net                     | <b>+A</b> Assistant captain |
| <b>+C</b> Captain               | <b>A</b> Assists                       | <b>AVG</b> Average time on ice / shift        | <b>D</b> Defence            |
| <b>EA</b> Extra attacker        | <b>EQ</b> Equal strength               | <b>ET/Res</b> Penalty end time/Result of game | <b>F</b> Forward            |
| <b>FO-</b> Face-offs lost       | <b>FO%</b> Face-offs won as percentage | <b>FO+</b> Face-offs won                      | <b>FO+/-</b> Face-offs net  |
| <b>G</b> Goals                  | <b>Gen</b> Gender                      | <b>GK</b> Goalkeeper                          | <b>M</b> Male               |
| <b>MIP</b> Minutes in play (GK) | <b>No</b> Jersey number                | <b>OT</b> Overtime                            | <b>P</b> Points             |
| <b>PIM</b> Penalties in minutes | <b>Pos</b> Position                    | <b>PP2</b> Power play - 2 players             | <b>PPG</b> Power play goals |
| <b>SHF</b> Number of shifts     | <b>SHG</b> Shorthanded goals           | <b>SOG</b> Shots on goal                      | <b>SVS</b> Saves            |
| <b>TOT</b> Total                | <b>TPP</b> Time on power play          | <b>TS</b> Total shots                         |                             |



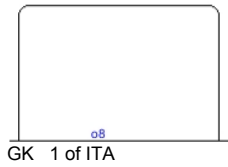
## Shot Chart

Таблица бросков

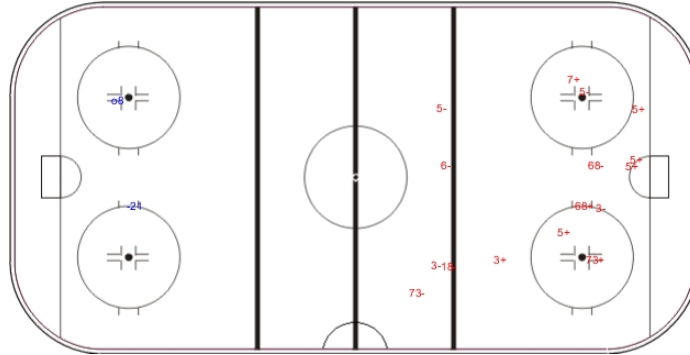
### ITA - SWE

Shots by SWE

Goals (o): 1    SSG (+): 0  
SSP (<): 0    SPG (-): 1

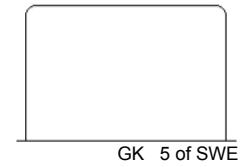


ITA    Period: 1    SWE




Shots by ITA

Goals (o): 0    SSG (+): 8  
SSP (>): 0    SPG (-): 8

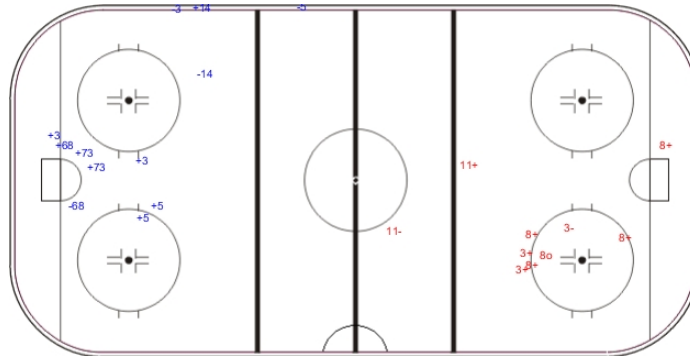


Shots by ITA

Goals (o): 0    SSG (+): 8  
SSP (<): 0    SPG (-): 4

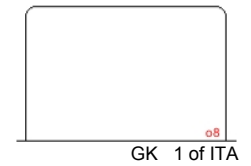


SWE    Period: 2    ITA




Shots by SWE

Goals (o): 1    SSG (+): 7  
SSP (>): 0    SPG (-): 2

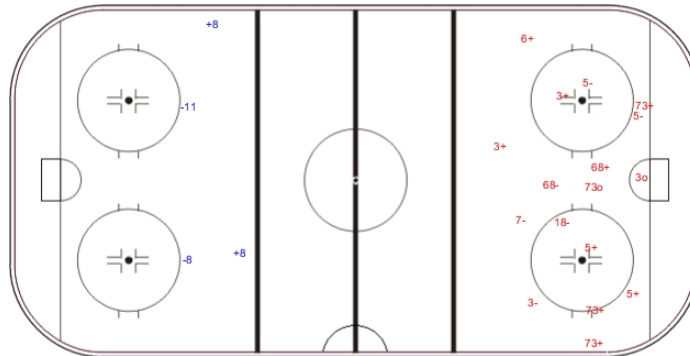


Shots by SWE

Goals (o): 0    SSG (+): 2  
SSP (<): 0    SPG (-): 2

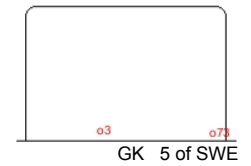


ITA    Period: 3    SWE



Shots by ITA

Goals (o): 2    SSG (+): 9  
SSP (>): 0    SPG (-): 6





Shots by SWE

Goals (o): 0

SSG (+): 0

SSP (<): 0

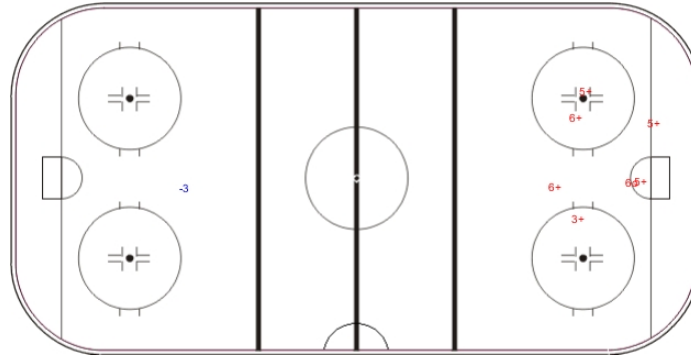
SPG (-): 1



GK 15 of ITA



**Overtime**



Shots by ITA

Goals (o): 1

SSG (+): 6

SSP (>): 0

SPG (-): 0



GK 5 of SWE

**LEGEND**

**GK** Goalkeeper

**SPG** Shots past goal

**SSG** Shots saved by goalkeeper

**SSP** Shots saved by player



## Face-off Chart

Таблица вбрасываний

### ITA - SWE

#### PERIOD 1

| ITA                 | SWE       | ITA          | SWE     | ITA       | SWE       | Total wins all zones |         |
|---------------------|-----------|--------------|---------|-----------|-----------|----------------------|---------|
|                     |           |              |         |           |           | ITA                  | SWE     |
| Def. zone           | Att. zone | Neutral zone |         | Att. zone | Def. zone | 3 / 60%              | 2 / 40% |
|                     |           | + 5          | - 21    | + 5       | - 3       |                      |         |
|                     |           | - 5          | + 21    | + 18      | - 3       |                      |         |
|                     |           |              |         | - 18      | + 3       |                      |         |
| Total wins / period |           | 1 / 50%      | 1 / 50% | 2 / 67%   | 1 / 33%   |                      |         |

#### PERIOD 2

| ITA                 | SWE       | ITA          | SWE     | ITA       | SWE       | Total wins all zones |          |
|---------------------|-----------|--------------|---------|-----------|-----------|----------------------|----------|
|                     |           |              |         |           |           | ITA                  | SWE      |
| Def. zone           | Att. zone | Neutral zone |         | Att. zone | Def. zone | 6 / 35%              | 11 / 65% |
| - 73                | + 3       | - 5          | + 21    | + 5       | - 3       |                      |          |
| - 18                | + 3       | - 73         | + 21    | - 7       | + 3       |                      |          |
| + 7                 | - 21      | + 7          | - 21    | - 5       | + 3       |                      |          |
| - 5                 | + 3       |              |         | + 18      | - 11      |                      |          |
| + 5                 | - 3       |              |         | - 18      | + 11      |                      |          |
| - 73                | + 3       |              |         | + 5       | - 11      |                      |          |
|                     |           |              |         | - 18      | + 3       |                      |          |
|                     |           |              |         | - 18      | + 3       |                      |          |
| Total wins / period |           | 2 / 33%      | 4 / 67% | 3 / 38%   | 5 / 62%   |                      |          |

#### PERIOD 3

| ITA                 | SWE       | ITA          | SWE     | ITA       | SWE       | Total wins all zones |          |
|---------------------|-----------|--------------|---------|-----------|-----------|----------------------|----------|
|                     |           |              |         |           |           | ITA                  | SWE      |
| Def. zone           | Att. zone | Neutral zone |         | Att. zone | Def. zone | 6 / 38%              | 10 / 62% |
| + 5                 | - 3       | - 7          | + 21    | - 5       | + 3       |                      |          |
| - 5                 | + 3       | - 73         | + 19    | - 7       | + 3       |                      |          |
| + 18                | - 3       | + 18         | - 21    | - 68      | + 3       |                      |          |
| - 18                | + 3       | - 5          | + 21    | - 5       | + 3       |                      |          |
|                     |           | + 5          | - 3     | - 18      | + 3       |                      |          |
|                     |           |              |         | + 73      | - 3       |                      |          |
|                     |           |              |         | + 5       | - 3       |                      |          |
| Total wins / period |           | 2 / 50%      | 2 / 50% | 2 / 29%   | 5 / 71%   |                      |          |

#### OVERTIME

| ITA                 | SWE       | ITA          | SWE      | ITA       | SWE       | Total wins all zones |         |
|---------------------|-----------|--------------|----------|-----------|-----------|----------------------|---------|
|                     |           |              |          |           |           | ITA                  | SWE     |
| Def. zone           | Att. zone | Neutral zone |          | Att. zone | Def. zone | 3 / 75%              | 1 / 25% |
|                     |           | - 5          | + 21     | + 5       | - 21      |                      |         |
|                     |           |              |          | + 5       | - 4       |                      |         |
|                     |           |              |          | + 5       | - 3       |                      |         |
| Total wins / period |           | 0 / 0%       | 1 / 100% | 3 / 100%  | 0 / 0%    |                      |         |



**TOTAL**

|                   | ITA       |           | SWE          |              | ITA       |           | SWE       |           | Total wins<br>all zones |     |
|-------------------|-----------|-----------|--------------|--------------|-----------|-----------|-----------|-----------|-------------------------|-----|
|                   | Def. zone | Att. zone | Neutral zone | Neutral zone | Att. zone | Def. zone | Att. zone | Def. zone | ITA                     | SWE |
| Total wins / game | 4 / 40%   | 6 / 60%   | 4 / 36%      | 7 / 64%      | 10 / 48%  | 11 / 52%  | 18 / 43%  | 24 / 57%  |                         |     |





HEAD TO HEAD

|                 |           | SWE     |          |           |          |           |           |           |           |           |           |
|-----------------|-----------|---------|----------|-----------|----------|-----------|-----------|-----------|-----------|-----------|-----------|
| No.             | 3         | 4       | 11       | 19        | 21       | Tot       | wins ITA  | Dz        | Nz        | Az        |           |
| ITA             | 5         | 7 - 5   | 1 - 0    | 1 - 0     |          | 2 - 4     | 20        | 11<br>55% | 2<br>50%  | 2<br>33%  | 7<br>70%  |
|                 | 7         | 0 - 2   |          |           |          | 2 - 1     | 5         | 2<br>40%  | 1<br>100% | 1<br>50%  | 0<br>0%   |
|                 | 18        | 2 - 6   |          | 1 - 1     |          | 1 - 0     | 11        | 4<br>36%  | 1<br>33%  | 1<br>100% | 2<br>29%  |
|                 | 68        | 0 - 1   |          |           |          |           | 1         | 0<br>0%   |           |           | 0<br>0%   |
|                 | 73        | 1 - 2   |          |           | 0 - 1    | 0 - 1     | 5         | 1<br>20%  | 0<br>0%   | 0<br>0%   | 1<br>100% |
| <b>Tot</b>      | 26        | 1       | 3        | 1         | 11       | 42        | 18<br>43% | 4<br>40%  | 4<br>36%  | 10<br>48% |           |
| <b>wins SWE</b> | 16<br>62% | 0<br>0% | 1<br>33% | 1<br>100% | 6<br>55% | 24<br>57% |           |           |           |           |           |
| <b>Dz</b>       | 10<br>63% | 0<br>0% | 1<br>33% |           | 0<br>0%  | 11<br>52% |           |           |           |           |           |
| <b>Nz</b>       | 0<br>0%   |         |          | 1<br>100% | 6<br>67% | 7<br>64%  |           |           |           |           |           |
| <b>Az</b>       | 6<br>67%  |         |          |           | 0<br>0%  | 6<br>60%  |           |           |           |           |           |

LEGEND

**Az** Attacking zone      **Dz** Defending zone      **Nz** Neutral zone      **Tot** Total face-offs played



## Line-Ups

Составы

## CZE - KOR

## Referee(s)

SAMOYLOV Igor (RUS)

## Goalkeepers

Team: CZE

| No | Name           | Gen |
|----|----------------|-----|
| 6  | VAPENKA Michal | M   |
| 64 | HULIN Libor    | M   |

## Team Line-ups

Team: CZE (red)

| No | Pos | Name               | Gen |
|----|-----|--------------------|-----|
| 21 | D   | KVOCH Tomas        | M   |
| 29 | D   | KUBES Pavel +A     | M   |
| 74 | F   | GEIER Michal       | M   |
| 82 | F   | HABL Zdenek +A     | M   |
| 96 | F   | KRUPICKA Zdenek    | M   |
| 10 | D   | BERGER Jiri        | M   |
| 65 | D   | HRBEK Miroslav     | M   |
| 24 | F   | SAFRANEK Zdenek +C | M   |
| 30 | F   | FOJTIK Erik        | M   |
| 77 | F   | PALAT David        | M   |
| 7  | D   | MOTYCKA David      | M   |
| 75 | F   | RAUL Jiri          | M   |

Head Coach: BRIZA Jiri

## Linesmen

BEELLEN Louis (NED) , NYBERGET Espen (NOR)

Team: KOR

| No | Name             | Gen |
|----|------------------|-----|
| 31 | YU Man-Gyun      | M   |
| 74 | CHUNG Young-Hoon | M   |

Team: KOR (white)

| No | Pos | Name              | Gen |
|----|-----|-------------------|-----|
| 28 | D   | LEE Jong-Kyung +C | M   |
| 68 | D   | HAN Min-Su        | M   |
| 90 | D   | PARK Woo-Chul     | M   |
| 14 | F   | JUNG Seung-Hwan   | M   |
| 27 | F   | CHO Byeong-Seok   | M   |
| 10 | D   | CHO Young-Jae     | M   |
| 20 | D   | JANG Dong-Shin +A | M   |
| 88 | D   | PARK Sang-Hyeon   | M   |
| 12 | F   | KIM Young-Sung    | M   |
| 26 | F   | KIM Dea-Jung      | M   |
| 4  | D   | SA Sung-Keun      | M   |
| 21 | F   | LEE Ju-Seung      | M   |
| 55 | F   | JANG Jong-Ho +A   | M   |

Head Coach: KIM Ik-Hwan

## NOT DRESSED:

|    |   |               |   |
|----|---|---------------|---|
| 11 | F | CHOI Bae-Suk  | M |
| 39 | F | LEE Young-Min | M |

## LEGEND

|           |               |            |          |            |                   |           |         |
|-----------|---------------|------------|----------|------------|-------------------|-----------|---------|
| <b>D</b>  | Defence       | <b>F</b>   | Forward  | <b>Gen</b> | Gender            | <b>M</b>  | Male    |
| <b>No</b> | Jersey number | <b>Pos</b> | Position | <b>+A</b>  | Assistant captain | <b>+C</b> | Captain |



WED 12 MAR 2014

Start Time 20:00 / End Time 21:56

## Game Summary

Общая игровая статистика

**CZE - KOR 2 - 0 (0 - 0, 1 - 0, 1 - 0)**

| Spectators | Referee(s)          | Linesmen                                  |
|------------|---------------------|---|
| 4769       | SAMOYLOV Igor (RUS) | BEELEN Louis (NED) , NYBERGET Espen (NOR) |

### Team Statistics

| Period       | Score        | SVS            | SOG            | PIM            | TPP                  | PPG          | SHG          |
|--------------|--------------|----------------|----------------|----------------|----------------------|--------------|--------------|
| 1            | 0 : 0        | 7 : 1          | 1 : 7          | 0 : 0          | 00:00 : 00:00        | 0 : 0        | 0 : 0        |
| 2            | 1 : 0        | 9 : 3          | 4 : 9          | 4 : 12         | 00:00 : 02:00        | 0 : 0        | 0 : 0        |
| 3            | 1 : 0        | 3 : 6          | 7 : 3          | 6 : 8          | 04:12 : 01:44        | 1 : 0        | 0 : 0        |
| <b>Total</b> | <b>2 : 0</b> | <b>19 : 10</b> | <b>12 : 19</b> | <b>10 : 20</b> | <b>04:12 : 03:44</b> | <b>1 : 0</b> | <b>0 : 0</b> |

### 1st Period

No game actions in this period

| Action | Time  | ET/Res | Team | Type | No | Name      | (G) Name of Assistant(s) / Action Description |
|--------|-------|--------|------|------|----|-----------|---|
| GK     | 00:00 |        | CZE  |      | 6  | VAPENKA M | - Goalkeeper in                               |
| GK     | 00:00 |        | KOR  |      | 31 | YU MG     | - Goalkeeper in                               |

### 2nd Period

| Action      | Time         | ET/Res       | Team       | Type      | No        | Name            | (G) Name of Assistant(s) / Action Description                                      |
|-------------|--------------|--------------|------------|-----------|-----------|-----------------|--|
| <b>Goal</b> | <b>18:27</b> | <b>1 : 0</b> | <b>CZE</b> | <b>EQ</b> | <b>10</b> | <b>BERGER J</b> | (1) 30 FOJTIK E On Ice CZE 6 10 24 30 65 77<br>24 SAFRANEK Z KOR 31 14 27 28 68 90 |
| Penalty     | 27:55        | 29:55        | CZE        | 2 min.    | 96        | KRUPICKA Z      | - Roughing   |
| Penalty     | 28:33        | 30:33        | CZE        | 2 min.    | 30        | FOJTIK E        | - Holding an opponent  |
| Penalty     | 29:04        | 31:04        | KOR        | 2 min.    | 14        | JUNG SH         | - Interference   |
| Penalty     | 29:04        | 41:04        | KOR        | 10 min.   | 14        | JUNG SH         | - Misconduct / start serving at 31:04  |

### 3rd Period

| Action      | Time         | ET/Res       | Team       | Type       | No        | Name           | (G) Name of Assistant(s) / Action Description                      |
|-------------|--------------|--------------|------------|------------|-----------|----------------|--|
| Penalty     | 36:23        | 38:23        | CZE        | 2 min.     | 24        | SAFRANEK Z     | - Teeing   |
| Penalty     | 37:32        | 39:32        | KOR        | 2 min.     | 20        | JANG DS        | - Charging   |
| Penalty     | 39:31        | 40:04        | KOR        | 2 min.     | 12        | KIM YS         | - Elbowing   |
| <b>Goal</b> | <b>40:04</b> | <b>2 : 0</b> | <b>CZE</b> | <b>PP1</b> | <b>21</b> | <b>KVOCH T</b> | (1) 29 KUBES P On Ice CZE 6 21 24 29 30 77<br>KOR 31 10 20 28 90 * |
| Penalty     | 40:27        | 42:27        | CZE        | 2 min.     | 74        | GEIER M        | - Roughing   |
| Penalty     | 40:27        | 42:27        | KOR        | 2 min.     | 10        | CHO YJ         | - Slashing   |
| Penalty     | 40:49        | 42:49        | KOR        | 2 min.     | 20        | JANG DS        | - Roughing   |
| Penalty     | 44:25        | 45:00        | CZE        | 2 min.     | 74        | GEIER M        | - Elbowing   |
| GK          | 45:00        |              | CZE        |            |           |                | 6 VAPENKA M - Goalkeeper out                                       |
| GK          | 45:00        |              | KOR        |            |           |                | 31 YU MG - Goalkeeper out  |

### Goalkeeper Records

Team : CZE - Czech Republic

| No | Name           | SOG | SVS | MIP   |
|----|----------------|-----|-----|-------|
| 6  | VAPENKA Michal | 19  | 19  | 45:00 |
| 64 | HULIN Libor    |     |     |       |

Team : KOR - Korea

| No | Name             | SOG | SVS | MIP   |
|----|------------------|-----|-----|-------|
| 31 | YU Man-Gyun      | 12  | 10  | 45:00 |
| 74 | CHUNG Young-Hoon |     |     |       |

### Game Statistics

Team : CZE (red)

| Head Coach : BRIZA Jiri |     | Shots on Goal   |     |   |   |   |     |     |     |       |       | Time on Ice |   |   |    |    |     |      |      |      |    |       |     |      |
|-------------------------|-----|-----------------|-----|---|---|---|-----|-----|-----|-------|-------|-------------|---|---|----|----|-----|------|------|------|----|-------|-----|------|
| No                      | Pos | Name            | Gen | G | A | P | PIM | FO+ | FO- | FO+/- | FO%   | 1           | 2 | 3 | OT | TS | +/- | 1    | 2    | 3    | OT | TOT   | SHF | AVG  |
| 21                      | D   | KVOCH Tomas     | M   | 1 | 0 | 1 | 0   | 0   | 0   | 0     | 0.00  | 0           | 0 | 1 | 1  | 0  | 0   | 7:57 | 7:28 | 5:36 |    | 21:01 | 21  | 1:00 |
| 29                      | D   | KUBES Pavel +A  | M   | 0 | 1 | 1 | 0   | 0   | 0   | 0     | 0.00  | 0           | 0 | 0 | 0  | 0  | 0   | 6:37 | 7:31 | 6:03 |    | 20:11 | 22  | 0:55 |
| 74                      | F   | GEIER Michal    | M   | 0 | 0 | 0 | 4   | 0   | 0   | 0     | 0.00  | 0           | 0 | 1 | 1  | 0  | 0   | 7:41 | 6:36 | 6:43 |    | 21:00 | 20  | 1:03 |
| 82                      | F   | HABL Zdenek +A  | M   | 0 | 0 | 0 | 0   | 11  | 11  | 0     | 50.00 | 1           | 1 | 1 | 3  | 0  | 0   | 6:46 | 7:44 | 6:17 |    | 20:47 | 21  | 0:59 |
| 96                      | F   | KRUPICKA Zdenek | M   | 0 | 0 | 0 | 2   | 0   | 0   | 0     | 0.00  | 0           | 1 | 0 | 1  | 0  | 0   | 4:23 | 5:41 | 3:11 |    | 13:15 | 14  | 0:56 |



WED 12 MAR 2014

Start Time 20:00 / End Time 21:56

| Head Coach : BRIZA Jiri |     |                    |     |          |          |          |           |           |           |           | Shots on Goal |          |          |          |           | Time on Ice |     |      |      |      |    |       |     |      |
|-------------------------|-----|--------------------|-----|----------|----------|----------|-----------|-----------|-----------|-----------|---------------|----------|----------|----------|-----------|-------------|-----|------|------|------|----|-------|-----|------|
| No                      | Pos | Name               | Gen | G        | A        | P        | PIM       | FO+       | FO-       | FO+/-     | FO%           | 1        | 2        | 3        | OT        | TS          | +/- | 1    | 2    | 3    | OT | TOT   | SHF | AVG  |
| 10                      | D   | BERGER Jiri        | M   | 1        | 0        | 1        | 0         | 0         | 0         | 0         | 0.00          | 0        | 1        | 2        | 3         | 3           | +1  | 7:51 | 7:05 | 9:09 |    | 24:05 | 19  | 1:16 |
| 24                      | F   | SAFRANEK Zdenek +C | M   | 0        | 1        | 1        | 2         | 0         | 5         | -5        | 0.00          | 0        | 1        | 0        | 1         | 1           | +1  | 4:32 | 3:48 | 6:15 |    | 14:35 | 18  | 0:48 |
| 30                      | F   | FOJTIK Erik        | M   | 0        | 1        | 1        | 2         | 9         | 11        | -2        | 45.00         | 0        | 0        | 1        | 1         | 1           | +1  | 8:12 | 7:17 | 8:35 |    | 24:04 | 20  | 1:12 |
| 65                      | D   | HRBEK Miroslav     | M   | 0        | 0        | 0        | 0         | 0         | 0         | 0         | 0.00          | 0        | 0        | 0        | 0         | 0           | +1  | 7:29 | 6:26 | 7:52 |    | 21:47 | 18  | 1:12 |
| 77                      | F   | PALAT David        | M   | 0        | 0        | 0        | 0         | 0         | 1         | -1        | 0.00          | 0        | 0        | 1        | 1         | 1           | +1  | 4:30 | 4:31 | 6:34 |    | 15:35 | 18  | 0:51 |
| 7                       | D   | MOTYCKA David      | M   | 0        | 0        | 0        | 0         | 0         | 0         | 0         | 0.00          | 0        | 0        | 0        | 0         | 0           | 0   | 6:01 | 3:17 | 1:39 |    | 10:57 | 10  | 1:05 |
| 75                      | F   | RAUL Jiri          | M   | 0        | 0        | 0        | 0         | 2         | 1         | 1         | 66.67         | 0        | 0        | 0        | 0         | 0           | 0   | 2:38 | 3:54 | 1:33 |    | 8:05  | 10  | 0:48 |
| 6                       | GK  | VAPENKA Michal     | M   | 0        | 0        | 0        | 0         |           |           |           |               | 0        | 0        | 0        | 0         | 0           |     |      |      |      |    |       |     |      |
| 64                      | GK  | HULIN Libor        | M   | 0        | 0        | 0        | 0         |           |           |           |               | 0        | 0        | 0        | 0         | 0           |     |      |      |      |    |       |     |      |
| <b>Total</b>            |     |                    |     | <b>2</b> | <b>3</b> | <b>5</b> | <b>10</b> | <b>22</b> | <b>29</b> | <b>-7</b> | <b>43.14</b>  | <b>1</b> | <b>4</b> | <b>7</b> | <b>12</b> |             |     |      |      |      |    |       |     |      |

Team : KOR (white)

| Head Coach : KIM Ik-Hwan |     |                   |     |          |          |          |           |           |           |          | Shots on Goal |          |          |          |           | Time on Ice |     |      |      |      |    |       |     |      |  |
|--------------------------|-----|-------------------|-----|----------|----------|----------|-----------|-----------|-----------|----------|---------------|----------|----------|----------|-----------|-------------|-----|------|------|------|----|-------|-----|------|--|
| No                       | Pos | Name              | Gen | G        | A        | P        | PIM       | FO+       | FO-       | FO+/-    | FO%           | 1        | 2        | 3        | OT        | TS          | +/- | 1    | 2    | 3    | OT | TOT   | SHF | AVG  |  |
| 14                       | F   | JUNG Seung-Hwan   | M   | 0        | 0        | 0        | 12        | 0         | 0         | 0        | 0.00          | 1        | 2        | 0        | 3         | 3           | -1  | 8:54 | 8:13 | 2:29 |    | 19:36 | 15  | 1:18 |  |
| 27                       | F   | CHO Byeong-Seok   | M   | 0        | 0        | 0        | 0         | 1         | 0         | 1        | 100.00        | 1        | 1        | 0        | 2         | 2           | -1  | 8:48 | 9:15 | 4:31 |    | 22:34 | 17  | 1:19 |  |
| 28                       | D   | LEE Jong-Kyung +C | M   | 0        | 0        | 0        | 0         | 21        | 11        | 10       | 65.62         | 1        | 0        | 0        | 1         | 1           | -1  | 8:32 | 8:43 | 9:03 |    | 26:18 | 20  | 1:18 |  |
| 68                       | D   | HAN Min-Su        | M   | 0        | 0        | 0        | 0         | 0         | 0         | 0        | 0.00          | 0        | 2        | 0        | 2         | 2           | -1  | 8:06 | 9:38 | 7:43 |    | 25:27 | 20  | 1:16 |  |
| 90                       | D   | PARK Woo-Chul     | M   | 0        | 0        | 0        | 0         | 0         | 2         | -2       | 0.00          | 1        | 1        | 1        | 3         | 3           | -1  | 8:29 | 9:30 | 8:31 |    | 26:30 | 21  | 1:15 |  |
| 10                       | D   | CHO Young-Jae     | M   | 0        | 0        | 0        | 2         | 0         | 0         | 0        | 0.00          | 1        | 1        | 1        | 3         | 3           | 0   | 6:48 | 5:13 | 6:57 |    | 18:58 | 17  | 1:06 |  |
| 12                       | F   | KIM Young-Sung    | M   | 0        | 0        | 0        | 2         | 0         | 2         | -2       | 0.00          | 1        | 1        | 1        | 3         | 3           | 0   | 6:15 | 5:51 | 5:58 |    | 18:04 | 17  | 1:03 |  |
| 20                       | D   | JANG Dong-Shin +A | M   | 0        | 0        | 0        | 4         | 0         | 0         | 0        | 0.00          | 0        | 1        | 0        | 1         | 1           | 0   | 6:49 | 5:41 | 6:18 |    | 18:48 | 17  | 1:06 |  |
| 26                       | F   | KIM Dea-Jung      | M   | 0        | 0        | 0        | 0         | 0         | 0         | 0        | 0.00          | 0        | 0        | 0        | 0         | 0           | 0   | 5:57 | 5:34 | 6:05 |    | 17:36 | 16  | 1:06 |  |
| 88                       | D   | PARK Sang-Hyeon   | M   | 0        | 0        | 0        | 0         | 7         | 7         | 0        | 50.00         | 1        | 0        | 0        | 1         | 1           | 0   | 6:46 | 6:30 | 6:16 |    | 19:32 | 17  | 1:08 |  |
| 4                        | D   | SA Sung-Keun      | M   | 0        | 0        | 0        | 0         | 0         | 0         | 0        | 0.00          | 0        | 0        | 0        | 0         | 0           | 0   | 0:00 | 0:00 | 0:00 |    | 0:00  | 0   | 0:00 |  |
| 21                       | F   | LEE Ju-Seung      | M   | 0        | 0        | 0        | 0         | 0         | 0         | 0        | 0.00          | 0        | 0        | 0        | 0         | 0           | 0   | 0:00 | 0:00 | 0:12 |    | 0:12  | 1   | 0:12 |  |
| 55                       | F   | JANG Jong-Ho +A   | M   | 0        | 0        | 0        | 0         | 0         | 0         | 0        | 0.00          | 0        | 0        | 0        | 0         | 0           | 0   | 0:00 | 0:00 | 3:20 |    | 3:20  | 5   | 0:40 |  |
| 31                       | GK  | YU Man-Gyun       | M   | 0        | 0        | 0        | 0         |           |           |          |               | 0        | 0        | 0        | 0         | 0           |     |      |      |      |    |       |     |      |  |
| 74                       | GK  | CHUNG Young-Hoon  | M   | 0        | 0        | 0        | 0         |           |           |          |               | 0        | 0        | 0        | 0         | 0           |     |      |      |      |    |       |     |      |  |
| <b>Total</b>             |     |                   |     | <b>0</b> | <b>0</b> | <b>0</b> | <b>20</b> | <b>29</b> | <b>22</b> | <b>7</b> | <b>56.86</b>  | <b>7</b> | <b>9</b> | <b>3</b> | <b>19</b> |             |     |      |      |      |    |       |     |      |  |

LEGEND

|     |                             |        |                                 |       |                             |     |                      |
|-----|-----------------------------|--------|---------------------------------|-------|-----------------------------|-----|----------------------|
| (G) | Goals in tournament         | *      | does not count for Plus/minus   | +/-   | Plus/minus net              | +A  | Assistant captain    |
| +C  | Captain                     | A      | Assists                         | AVG   | Average time on ice / shift | D   | Defence              |
| EQ  | Equal strength              | ET/Res | Penalty end time/Result of game | F     | Forward                     | FO- | Face-offs lost       |
| FO% | Face-offs won as percentage | FO+    | Face-offs won                   | FO+/- | Face-offs net               | G   | Goals                |
| Gen | Gender                      | GK     | Goalkeeper                      | M     | Male                        | MIP | Minutes in play (GK) |
| No  | Jersey number               | OT     | Overtime                        | P     | Points                      | PIM | Penalties in minutes |
| Pos | Position                    | PP1    | Power play - 1 player           | PPG   | Power play goals            | SHF | Number of shifts     |
| SHG | Shorthanded goals           | SOG    | Shots on goal                   | SVS   | Saves                       | TOT | Total                |
| TPP | Time on power play          | TS     | Total shots                     |       |                             |     |                      |



WED 12 MAR 2014  
Start Time 20:00

## Shot Chart

Таблица бросков

### CZE - KOR

Shots by KOR

Goals (o): 0    SSG (+): 7  
SSP (<): 0    SPG (-): 0



GK 6 of CZE

Shots by CZE

Goals (o): 1    SSG (+): 3  
SSP (<): 0    SPG (-): 2



GK 31 of KOR

Shots by KOR

Goals (o): 0    SSG (+): 3  
SSP (<): 0    SPG (-): 2



GK 6 of CZE

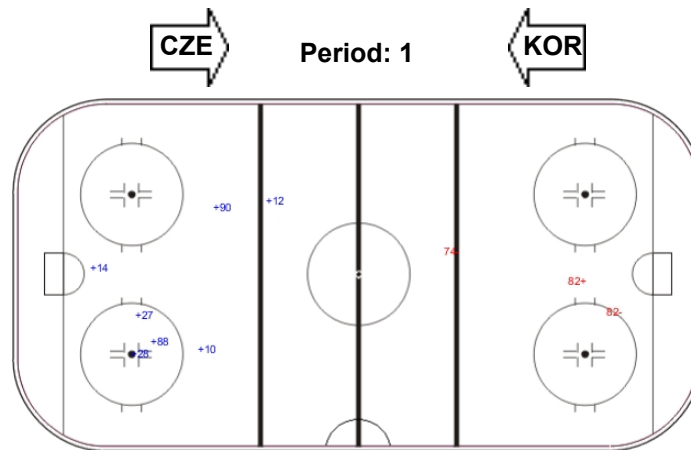
#### LEGEND

**GK** Goalkeeper

**SPG** Shots past goal

**SSG** Shots saved by goalkeeper

**SSP** Shots saved by player



Shots by CZE

Goals (o): 0    SSG (+): 1  
SSP (>): 0    SPG (-): 2



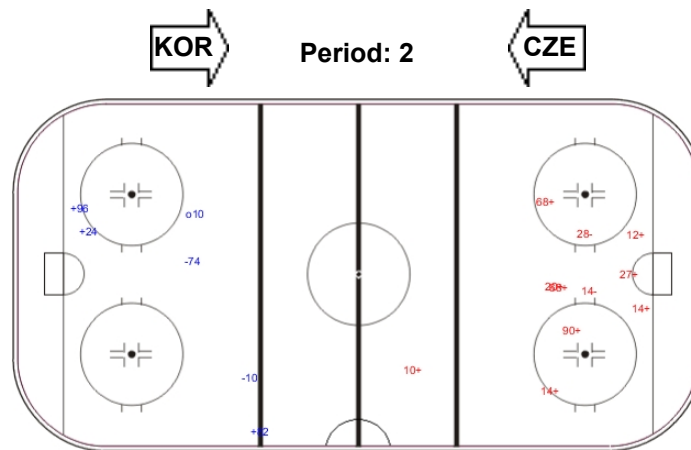
GK 31 of KOR

Shots by KOR

Goals (o): 0    SSG (+): 9  
SSP (>): 0    SPG (-): 2

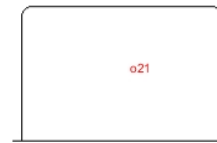


GK 6 of CZE

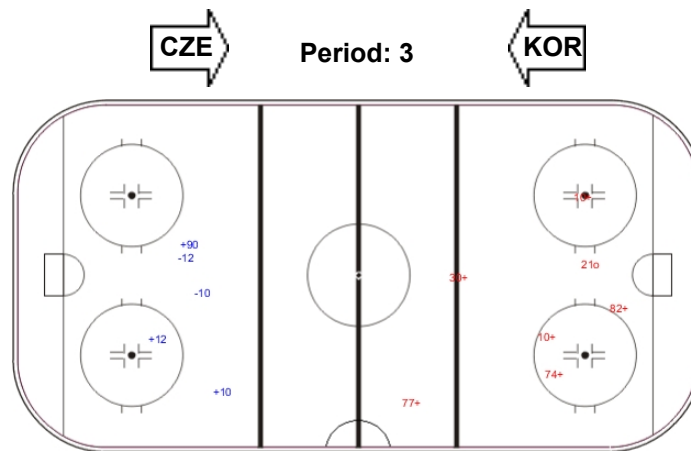


Shots by CZE

Goals (o): 1    SSG (+): 6  
SSP (>): 0    SPG (-): 0



GK 31 of KOR





## Face-off Chart

Таблица вбрасываний

### CZE - KOR

#### PERIOD 1

|                     | CZE       |           | KOR          |              | CZE       |           | KOR       |           | CZE       |           | KOR                     |                      |                |
|---------------------|-----------|-----------|--------------|--------------|-----------|-----------|-----------|-----------|-----------|-----------|-------------------------|----------------------|----------------|
|                     | Def. zone | Att. zone | Neutral zone | Neutral zone | Att. zone | Def. zone | Att. zone | Def. zone | Att. zone | Def. zone | Total wins all zones    | Total wins all zones |                |
|                     | + 82      | - 88      | + 82         | - 28         | + 82      | - 28      | + 82      | - 28      | + 82      | - 28      | Total wins<br>all zones | CZE<br>7 / 47%       | KOR<br>8 / 53% |
|                     | - 24      | + 28      | + 82         | - 28         | - 30      | + 28      | - 30      | + 28      | - 30      | + 28      |                         |                      |                |
|                     | - 30      | + 88      | + 30         | - 28         | + 30      | - 28      | + 30      | - 28      | + 30      | - 28      |                         |                      |                |
|                     | - 30      | + 28      |              |              |           |           |           |           | + 82      | - 88      |                         |                      |                |
|                     | - 82      | + 28      |              |              |           |           |           |           |           |           |                         |                      |                |
|                     | - 30      | + 28      |              |              |           |           |           |           |           |           |                         |                      |                |
|                     | - 82      | + 88      |              |              |           |           |           |           |           |           |                         |                      |                |
|                     | - 30      | + 28      |              |              |           |           |           |           |           |           |                         |                      |                |
| Total wins / period | 1 / 13%   | 7 / 87%   | 3 / 100%     | 0 / 0%       | 3 / 75%   | 1 / 25%   |           |           |           |           |                         |                      |                |

#### PERIOD 2

|                     | CZE       |           | KOR          |              | CZE       |           | KOR       |           | CZE       |           | KOR                     |                      |                |
|---------------------|-----------|-----------|--------------|--------------|-----------|-----------|-----------|-----------|-----------|-----------|-------------------------|----------------------|----------------|
|                     | Def. zone | Att. zone | Neutral zone | Neutral zone | Att. zone | Def. zone | Att. zone | Def. zone | Att. zone | Def. zone | Total wins all zones    | Total wins all zones |                |
|                     | - 24      | + 88      | - 82         | + 28         | + 82      | - 12      | + 82      | - 12      | + 82      | - 12      | Total wins<br>all zones | CZE<br>8 / 47%       | KOR<br>9 / 53% |
|                     | + 82      | - 88      | - 82         | + 88         | - 30      | + 28      | - 30      | + 28      | - 30      | + 28      |                         |                      |                |
|                     | + 30      | - 28      | + 30         | - 28         | + 82      | - 28      | + 82      | - 28      | + 82      | - 28      |                         |                      |                |
|                     | - 30      | + 28      | - 30         | + 28         |           |           |           |           |           |           |                         |                      |                |
|                     | + 82      | - 88      |              |              |           |           |           |           |           |           |                         |                      |                |
|                     | + 30      | - 88      |              |              |           |           |           |           |           |           |                         |                      |                |
|                     | + 75      | - 28      |              |              |           |           |           |           |           |           |                         |                      |                |
|                     | - 82      | + 28      |              |              |           |           |           |           |           |           |                         |                      |                |
|                     | - 77      | + 88      |              |              |           |           |           |           |           |           |                         |                      |                |
|                     | - 82      | + 27      |              |              |           |           |           |           |           |           |                         |                      |                |
| Total wins / period | 5 / 50%   | 5 / 50%   | 1 / 25%      | 3 / 75%      | 2 / 67%   | 1 / 33%   |           |           |           |           |                         |                      |                |

#### PERIOD 3

|                     | CZE       |           | KOR          |              | CZE       |           | KOR       |           | CZE       |           | KOR                     |                      |                 |
|---------------------|-----------|-----------|--------------|--------------|-----------|-----------|-----------|-----------|-----------|-----------|-------------------------|----------------------|-----------------|
|                     | Def. zone | Att. zone | Neutral zone | Neutral zone | Att. zone | Def. zone | Att. zone | Def. zone | Att. zone | Def. zone | Total wins all zones    | Total wins all zones |                 |
|                     | - 82      | + 28      | - 82         | + 28         | - 24      | + 28      | - 24      | + 28      | - 24      | + 28      | Total wins<br>all zones | CZE<br>7 / 37%       | KOR<br>12 / 63% |
|                     | + 75      | - 28      | + 30         | - 28         | - 24      | + 28      | - 24      | + 28      | - 24      | + 28      |                         |                      |                 |
|                     | - 75      | + 28      | - 82         | + 88         | - 30      | + 28      | - 30      | + 28      | - 30      | + 28      |                         |                      |                 |
|                     | - 82      | + 88      |              |              | - 30      | + 28      | - 30      | + 28      | - 24      | + 28      |                         |                      |                 |
|                     | + 82      | - 88      |              |              | - 24      | + 28      | - 24      | + 28      | + 82      | - 90      |                         |                      |                 |
|                     | + 30      | - 88      |              |              | + 82      | - 90      | + 82      | - 90      | + 30      | - 90      |                         |                      |                 |
|                     | + 30      | - 12      |              |              | + 30      | - 90      | + 30      | - 90      | + 30      | - 12      |                         |                      |                 |
|                     | - 30      | + 28      |              |              | - 82      | + 28      | - 82      | + 28      | - 82      | + 28      |                         |                      |                 |
|                     |           |           |              |              |           |           |           |           |           |           |                         |                      |                 |
| Total wins / period | 4 / 50%   | 4 / 50%   | 1 / 33%      | 2 / 67%      | 2 / 25%   | 6 / 75%   |           |           |           |           |                         |                      |                 |

#### TOTAL



|                   | CZE       |           | KOR          |         | CZE       |           | KOR |  | Total wins<br>all zones |          |
|-------------------|-----------|-----------|--------------|---------|-----------|-----------|-----|--|-------------------------|----------|
|                   | Def. zone | Att. zone | Neutral zone |         | Att. zone | Def. zone |     |  | CZE                     | KOR      |
| Total wins / game | 10 / 38%  | 16 / 62%  | 5 / 50%      | 5 / 50% | 7 / 47%   | 8 / 53%   |     |  | 22 / 43%                | 29 / 57% |



HEAD TO HEAD

|                 |            | KOR       |           |           |           |           |           |                  |                  |                 |                 |
|-----------------|------------|-----------|-----------|-----------|-----------|-----------|-----------|------------------|------------------|-----------------|-----------------|
| No.             | 12         | 27        | 28        | 88        | 90        | Tot       | wins CZE  | Dz               | Nz               | Az              |                 |
| CZE             | 24         |           | 0 - 4     | 0 - 1     |           | 5         | 0<br>0%   | 0<br>0%          |                  | 0<br>0%         |                 |
|                 | 30         | 1 - 0     |           | 5 - 10    | 2 - 1     | 1 - 0     | 20        | 9<br>45%         | 4<br>40%         | 3<br>75%        | 2<br>33%        |
|                 | 75         |           |           | 2 - 1     |           |           | 3         | 2<br>67%         | 2<br>67%         |                 |                 |
|                 | 77         |           |           |           | 0 - 1     |           | 1         | 0<br>0%          | 0<br>0%          |                 |                 |
|                 | 82         | 1 - 0     | 0 - 1     | 4 - 6     | 5 - 4     | 1 - 0     | 22        | 11<br>50%        | 4<br>40%         | 2<br>33%        | 5<br>83%        |
|                 | <b>Tot</b> | <b>2</b>  | <b>1</b>  | <b>32</b> | <b>14</b> | <b>2</b>  | <b>51</b> | <b>22</b><br>43% | <b>10</b><br>38% | <b>5</b><br>50% | <b>7</b><br>47% |
| <b>wins KOR</b> | 0<br>0%    | 1<br>100% | 21<br>66% | 7<br>50%  | 0<br>0%   | 29<br>57% |           |                  |                  |                 |                 |
| <b>Dz</b>       | 0<br>0%    |           | 8<br>73%  | 0<br>0%   | 0<br>0%   | 8<br>53%  |           |                  |                  |                 |                 |
| <b>Nz</b>       |            |           | 3<br>38%  | 2<br>100% |           | 5<br>50%  |           |                  |                  |                 |                 |
| <b>Az</b>       | 0<br>0%    | 1<br>100% | 10<br>77% | 5<br>45%  |           | 16<br>62% |           |                  |                  |                 |                 |

LEGEND

**Az** Attacking zone      **Dz** Defending zone      **Nz** Neutral zone      **Tot** Total face-offs played





## Line-Ups

Составы

### RUS - NOR

#### Referee(s)

MORRISON Johnathan (USA)

#### Goalkeepers

Team: RUS

| No | Name               | Gen |
|----|--------------------|-----|
| 20 | KAMANTCEV Vladimir | M   |
| 1  | IVANOV Mikhail     | M   |

#### Team Line-ups

Team: RUS (red)

| No | Pos | Name               | Gen |
|----|-----|--------------------|-----|
| 2  | D   | LYSOV Aleksei      | M   |
| 19 | D   | KUZNETSOV Ivan     | M   |
| 16 | F   | DVINYANINOV Andrey | M   |
| 21 | F   | PETROV Evgeny      | M   |
| 23 | F   | VOLKOV Ilia +A     | M   |
| 5  | D   | VARLAKOV Vasili    | M   |
| 17 | D   | SELYUKIN Vadim +A  | M   |
| 8  | F   | LISOV Dmitrii +C   | M   |
| 9  | F   | SHIKHOV Konstantin | M   |
| 11 | F   | AMOSOV Alexey      | M   |
| 10 | F   | TUCHIN Ruslan      | M   |
| 14 | F   | POPOV Ilia         | M   |
| 22 | F   | TERENTYEV Nikolay  | M   |

Head Coach: SAMOYLOV Sergey

#### NOT DRESSED:

|   |   |                     |   |
|---|---|---------------------|---|
| 4 | D | ANDRIYANOV Maxim    | M |
| 6 | D | LITVINENKO Vladimir | M |

#### Linesmen

CLARK Matthew (CAN) , FRERICHS Brian (USA)

Team: NOR

| No | Name                  | Gen |
|----|-----------------------|-----|
| 2  | BUEN Kristian         | M   |
| 18 | HAMAR Kjell Christian | M   |

Team: NOR (white)

| No | Pos | Name                           | Gen |
|----|-----|--------------------------------|-----|
| 3  | D   | PEDERSEN Rolf Einar            | M   |
| 7  | D   | HAGEN Eskil                    | M   |
| 23 | D   | KLAKEGG Jan Roger +C           | M   |
| 17 | F   | SOLBERG Loyd-Remi Pallander +A | M   |
| 22 | F   | BAKKE Audun                    | M   |
| 16 | D   | NORDSTOGA Knut Andre           | M   |
| 9  | F   | VAERNES Morten +A              | M   |
| 12 | F   | BOGLE Magnus                   | M   |
| 15 | F   | SORHEIM Emil                   | M   |
| 20 | F   | HAMRE Martin                   | M   |
| 6  | F   | KIRSTISTUEN Emil               | M   |
| 10 | F   | RIVERA Tor Joakim              | M   |
| 21 | F   | AUSTEVOLL Ole Bjarte           | M   |

Head Coach: HAGLUND Morten

#### NOT DRESSED:

|   |   |                |   |
|---|---|----------------|---|
| 8 | F | SVEE Stig Tore | M |
|---|---|----------------|---|

#### LEGEND

|           |               |            |          |            |                   |           |         |
|-----------|---------------|------------|----------|------------|-------------------|-----------|---------|
| <b>D</b>  | Defence       | <b>F</b>   | Forward  | <b>Gen</b> | Gender            | <b>M</b>  | Male    |
| <b>No</b> | Jersey number | <b>Pos</b> | Position | <b>+A</b>  | Assistant captain | <b>+C</b> | Captain |



## Game Summary

Общая игровая статистика

**RUS - NOR 4 - 0 (2 - 0, 0 - 0, 2 - 0)**

| Spectators | Referee(s)               | Linesmen                                   |
|------------|--------------------------|--|
| 5246       | MORRISON Johnathan (USA) | CLARK Matthew (CAN) , FRERICHS Brian (USA) |

### Team Statistics

| Period       | Score        | SVS           | SOG           | PIM          | TPP                  | PPG          | SHG          |
|--------------|--------------|---------------|---------------|--------------|----------------------|--------------|--------------|
| 1            | 2 : 0        | 2 : 5         | 7 : 2         | 0 : 2        | 02:00 : 00:00        | 0 : 0        | 0 : 0        |
| 2            | 0 : 0        | 2 : 6         | 6 : 2         | 4 : 2        | 02:00 : 02:47        | 0 : 0        | 0 : 0        |
| 3            | 2 : 0        | 2 : 5         | 7 : 2         | 0 : 2        | 02:00 : 01:13        | 0 : 0        | 0 : 0        |
| <b>Total</b> | <b>4 : 0</b> | <b>6 : 16</b> | <b>20 : 6</b> | <b>4 : 6</b> | <b>06:00 : 04:00</b> | <b>0 : 0</b> | <b>0 : 0</b> |

### 1st Period

| Action      | Time         | ET/Res       | Team       | Type      | No        | Name            | (G) | Name of Assistant(s) / Action Description                                     |
|-------------|--------------|--------------|------------|-----------|-----------|-----------------|-----|---|
| GK          | 00:00        |              | RUS        |           | 20        | KAMANTCEV V     |     | - Goalkeeper in   |
| GK          | 00:00        |              | NOR        |           | 2         | BUEN K          |     | - Goalkeeper in   |
| <b>Goal</b> | <b>05:40</b> | <b>1 : 0</b> | <b>RUS</b> | <b>EQ</b> | <b>8</b>  | <b>LISOV D</b>  | (1) | 9 SHIKHOV K On Ice RUS 20 2 5 8 9 10<br>NOR 2 9 15 16 17 22                   |
| Penalty     | 10:18        | 12:18        | NOR        | 2 min.    | 3         | PEDERSEN RE     |     | - Teeing  |
| <b>Goal</b> | <b>12:55</b> | <b>2 : 0</b> | <b>RUS</b> | <b>EQ</b> | <b>11</b> | <b>AMOSOV A</b> | (2) | 9 SHIKHOV K On Ice RUS 20 5 9 11 16 17<br>16 DVINYANINOV A NOR 2 3 9 12 15 16 |

### 2nd Period

| Action  | Time  | ET/Res | Team | Type   | No | Name           | (G) | Name of Assistant(s) / Action Description              |
|---------|-------|--------|------|--------|----|----------------|-----|--|
| Penalty | 19:12 | 21:12  | RUS  | 2 min. | 5  | VARLAKOV V     |     | - Charging   |
| Penalty | 21:18 | 23:18  | NOR  | 2 min. | -  | - Team penalty |     | - Too Many Players on the Ice / Served by: 20 HAMRE M  |
| Penalty | 29:13 | 31:13  | RUS  | 2 min. | -  | - Team penalty |     | - Too Many Players on the Ice / Served by: 21 PETROV E |

### 3rd Period

| Action      | Time         | ET/Res       | Team       | Type      | No        | Name               | (G) | Name of Assistant(s) / Action Description                        |
|-------------|--------------|--------------|------------|-----------|-----------|--------------------|-----|--|
| <b>Goal</b> | <b>34:27</b> | <b>3 : 0</b> | <b>RUS</b> | <b>EQ</b> | <b>22</b> | <b>TERENTYEV N</b> | (1) | 9 SHIKHOV K On Ice RUS 20 5 9 11 17 22<br>NOR 2 3 7 9 15 22      |
| Penalty     | 37:09        | 39:09        | NOR        | 2 min.    | 3         | PEDERSEN RE        |     | - Elbowing   |
| GK          | 42:12        |              | NOR        |           |           |                    |     | 2 BUEN K - Goalkeeper out  |
| Time-out    | 43:52        |              | NOR        |           |           |                    |     |  |
| <b>Goal</b> | <b>44:23</b> | <b>4 : 0</b> | <b>RUS</b> | <b>EQ</b> | <b>21</b> | <b>PETROV E</b>    | (2) | 19 KUZNETSOV I On Ice RUS 20 2 8 19 21 23<br>NOR 3 7 15 16 22 23 |
| GK          | 44:23        |              | NOR        |           | 2         | BUEN K             |     | - Goalkeeper in  |
| Time-out    | 44:23        |              | RUS        |           |           |                    |     |  |
| GK          | 45:00        |              | RUS        |           |           |                    |     | 20 KAMANTCEV V - Goalkeeper out                                  |
| GK          | 45:00        |              | NOR        |           |           |                    |     | 2 BUEN K - Goalkeeper out  |

### Goalkeeper Records

#### Team : RUS - Russian Federation

| No | Name               | SOG | SVS | MIP   |
|----|--------------------|-----|-----|-------|
| 20 | KAMANTCEV Vladimir | 6   | 6   | 45:00 |
| 1  | IVANOV Mikhail     |     |     |       |

#### Team : NOR - Norway

| No | Name                  | SOG | SVS | MIP   |
|----|-----------------------|-----|-----|-------|
| 2  | BUEN Kristian         | 19  | 16  | 42:49 |
| 18 | HAMAR Kjell Christian |     |     |       |

### Game Statistics

#### Team : RUS (red)

Head Coach : SAMOYLOV Sergey

| No | Pos | Name               | Gen | G | A | P | PIM | FO+ | FO- | FO+/- | FO%  | Shots on Goal |   |   |    |    | +/-  | Time on Ice |      |       |    |      |
|----|-----|--------------------|-----|---|---|---|-----|-----|-----|-------|------|---------------|---|---|----|----|------|-------------|------|-------|----|------|
|    |     |                    |     |   |   |   |     |     |     |       |      | 1             | 2 | 3 | OT | TS |      | 1           | 2    | 3     | OT | TOT  |
| 2  | D   | LYSOV Aleksei      | M   | 0 | 0 | 0 | 0   | 0   | 0   | 0     | 0.00 | 0             | 0 | 2 | 2  | +2 | 7:56 | 8:02        | 8:46 | 24:44 | 17 | 1:27 |
| 16 | F   | DVINYANINOV Andrey | M   | 0 | 1 | 1 | 0   | 0   | 0   | 0     | 0.00 | 0             | 0 | 0 | 0  | +1 | 5:10 | 3:25        | 0:00 | 8:35  | 9  | 0:57 |
| 19 | D   | KUZNETSOV Ivan     | M   | 0 | 1 | 1 | 0   | 0   | 0   | 0     | 0.00 | 1             | 0 | 0 | 1  | +1 | 7:13 | 9:17        | 8:09 | 24:39 | 18 | 1:22 |
| 21 | F   | PETROV Evgeny      | M   | 1 | 0 | 1 | 0   | 0   | 0   | 0     | 0.00 | 0             | 2 | 1 | 3  | +1 | 4:36 | 6:59        | 7:07 | 18:42 | 16 | 1:10 |



THU 13 MAR 2014

Start Time 13:00 / End Time 14:55

| Head Coach : SAMOYLOV Sergey |     |                    |     |          |          |          |          |           |           |           | Shots on Goal |          |          |          |    | Time on Ice |     |      |      |      |    |       |     |      |
|------------------------------|-----|--------------------|-----|----------|----------|----------|----------|-----------|-----------|-----------|---------------|----------|----------|----------|----|-------------|-----|------|------|------|----|-------|-----|------|
| No                           | Pos | Name               | Gen | G        | A        | P        | PIM      | FO+       | FO-       | FO+/-     | FO%           | 1        | 2        | 3        | OT | TS          | +/- | 1    | 2    | 3    | OT | TOT   | SHF | AVG  |
| 23                           | F   | VOLKOV Ilia +A     | M   | 0        | 0        | 0        | 0        | 11        | 10        | 1         | 52.38         | 0        | 1        | 0        |    | 1           | +1  | 4:39 | 7:46 | 6:40 |    | 19:05 | 17  | 1:07 |
| 5                            | D   | VARLAKOV Vasilii   | M   | 0        | 0        | 0        | 2        | 0         | 0         | 0         | 0.00          | 0        | 1        | 0        |    | 1           | +3  | 7:42 | 5:44 | 6:51 |    | 20:17 | 16  | 1:16 |
| 8                            | F   | LISOV Dmitrii +C   | M   | 1        | 0        | 1        | 0        | 0         | 3         | -3        | 0.00          | 3        | 1        | 0        |    | 4           | +2  | 5:37 | 8:32 | 7:31 |    | 21:40 | 17  | 1:16 |
| 9                            | F   | SHIKHOV Konstantin | M   | 0        | 3        | 3        | 0        | 0         | 0         | 0         | 0.00          | 0        | 1        | 1        |    | 2           | +3  | 5:00 | 6:29 | 6:24 |    | 17:53 | 14  | 1:16 |
| 11                           | F   | AMOSOV Alexey      | M   | 1        | 0        | 1        | 0        | 4         | 13        | -9        | 23.53         | 1        | 0        | 1        |    | 2           | +2  | 4:52 | 5:04 | 7:37 |    | 17:33 | 13  | 1:21 |
| 17                           | D   | SELYUKIN Vadim +A  | M   | 0        | 0        | 0        | 0        | 0         | 0         | 0         | 0.00          | 1        | 0        | 0        |    | 1           | +2  | 7:01 | 6:56 | 6:16 |    | 20:13 | 14  | 1:26 |
| 10                           | F   | TUCHIN Ruslan      | M   | 0        | 0        | 0        | 0        | 4         | 2         | 2         | 66.67         | 0        | 0        | 0        |    | 0           | +1  | 4:13 | 1:01 | 0:38 |    | 5:52  | 5   | 1:10 |
| 14                           | F   | POPOV Ilia         | M   | 0        | 0        | 0        | 0        | 0         | 0         | 0         | 0.00          | 1        | 0        | 0        |    | 1           | 0   | 5:21 | 0:00 | 0:38 |    | 5:59  | 4   | 1:29 |
| 22                           | F   | TERENTYEV Nikolay  | M   | 1        | 0        | 1        | 0        | 0         | 0         | 0         | 0.00          | 0        | 0        | 2        |    | 2           | +1  | 5:21 | 2:40 | 6:52 |    | 14:53 | 11  | 1:21 |
| 1                            | GK  | IVANOV Mikhail     | M   | 0        | 0        | 0        | 0        |           |           |           |               | 0        | 0        | 0        |    | 0           |     |      |      |      |    |       |     |      |
| 20                           | GK  | KAMANTCEV Vladimir | M   | 0        | 0        | 0        | 0        |           |           |           |               | 0        | 0        | 0        |    | 0           |     |      |      |      |    |       |     |      |
| <b>Total</b>                 |     |                    |     | <b>4</b> | <b>5</b> | <b>9</b> | <b>2</b> | <b>19</b> | <b>28</b> | <b>-9</b> | <b>40.43</b>  | <b>7</b> | <b>6</b> | <b>7</b> |    | <b>20</b>   |     |      |      |      |    |       |     |      |

Team : NOR (white)

| Head Coach : HAGLUND Morten |     |                                   |     |          |          |          |          |           |           |          | Shots on Goal |          |          |          |    | Time on Ice |     |      |       |       |    |       |     |      |  |
|-----------------------------|-----|-----------------------------------|-----|----------|----------|----------|----------|-----------|-----------|----------|---------------|----------|----------|----------|----|-------------|-----|------|-------|-------|----|-------|-----|------|--|
| No                          | Pos | Name                              | Gen | G        | A        | P        | PIM      | FO+       | FO-       | FO+/-    | FO%           | 1        | 2        | 3        | OT | TS          | +/- | 1    | 2     | 3     | OT | TOT   | SHF | AVG  |  |
| 3                           | D   | PEDERSEN Rolf Einar               | M   | 0        | 0        | 0        | 4        | 18        | 4         | 14       | 81.82         | 0        | 1        | 0        |    | 1           | -3  | 6:52 | 9:10  | 8:21  |    | 24:23 | 23  | 1:03 |  |
| 7                           | D   | HAGEN Eskil                       | M   | 0        | 0        | 0        | 0        | 0         | 0         | 0        | 0.00          | 0        | 0        | 0        |    | 0           | -2  | 7:09 | 8:02  | 10:08 |    | 25:19 | 21  | 1:12 |  |
| 17                          | F   | SOLBERG Loyd-Remi<br>Pallander +A | M   | 0        | 0        | 0        | 0        | 0         | 1         | -1       | 0.00          | 1        | 0        | 0        |    | 1           | -1  | 7:29 | 7:58  | 8:16  |    | 23:43 | 19  | 1:14 |  |
| 22                          | F   | BAKKE Audun                       | M   | 0        | 0        | 0        | 0        | 1         | 2         | -1       | 33.33         | 0        | 1        | 0        |    | 1           | -3  | 7:44 | 10:54 | 9:44  |    | 28:22 | 19  | 1:29 |  |
| 23                          | D   | KLAKEGG Jan Roger +C              | M   | 0        | 0        | 0        | 0        | 2         | 2         | 0        | 50.00         | 1        | 0        | 0        |    | 1           | -1  | 8:02 | 8:08  | 7:32  |    | 23:42 | 22  | 1:04 |  |
| 9                           | F   | VAERNES Morten +A                 | M   | 0        | 0        | 0        | 0        | 0         | 0         | 0        | 0.00          | 0        | 0        | 0        |    | 0           | -3  | 6:55 | 5:57  | 8:53  |    | 21:45 | 20  | 1:05 |  |
| 12                          | F   | BOGLE Magnus                      | M   | 0        | 0        | 0        | 0        | 6         | 8         | -2       | 42.86         | 0        | 0        | 0        |    | 0           | -1  | 5:08 | 6:04  | 4:08  |    | 15:20 | 19  | 0:48 |  |
| 15                          | F   | SORHEIM Emil                      | M   | 0        | 0        | 0        | 0        | 1         | 2         | -1       | 33.33         | 0        | 0        | 0        |    | 0           | -4  | 5:02 | 2:26  | 5:51  |    | 13:19 | 14  | 0:57 |  |
| 16                          | D   | NORDSTOGA Knut Andre              | M   | 0        | 0        | 0        | 0        | 0         | 0         | 0        | 0.00          | 0        | 0        | 2        |    | 2           | -3  | 7:46 | 6:37  | 7:47  |    | 22:10 | 20  | 1:06 |  |
| 20                          | F   | HAMRE Martin                      | M   | 0        | 0        | 0        | 0        | 0         | 0         | 0        | 0.00          | 0        | 0        | 0        |    | 0           | 0   | 4:16 | 3:35  | 2:17  |    | 10:08 | 11  | 0:55 |  |
| 6                           | F   | KIRSTISTUEN Emil                  | M   | 0        | 0        | 0        | 0        | 0         | 0         | 0        | 0.00          | 0        | 0        | 0        |    | 0           | 0   | 0:00 | 0:00  | 0:36  |    | 0:36  | 1   | 0:36 |  |
| 10                          | F   | RIVERA Tor Joakim                 | M   | 0        | 0        | 0        | 0        | 0         | 0         | 0        | 0.00          | 0        | 0        | 0        |    | 0           | 0   | 1:52 | 1:03  | 0:52  |    | 3:47  | 5   | 0:45 |  |
| 21                          | F   | AUSTEVOLL Ole Bjarte              | M   | 0        | 0        | 0        | 0        | 0         | 0         | 0        | 0.00          | 0        | 0        | 0        |    | 0           | 0   | 4:28 | 2:47  | 0:36  |    | 7:51  | 8   | 0:58 |  |
| 2                           | GK  | BUEN Kristian                     | M   | 0        | 0        | 0        | 0        |           |           |          |               | 0        | 0        | 0        |    | 0           |     |      |       |       |    |       |     |      |  |
| 18                          | GK  | HAMAR Kjell Christian             | M   | 0        | 0        | 0        | 0        |           |           |          |               | 0        | 0        | 0        |    | 0           |     |      |       |       |    |       |     |      |  |
| <b>Total</b>                |     |                                   |     | <b>0</b> | <b>0</b> | <b>0</b> | <b>4</b> | <b>28</b> | <b>19</b> | <b>9</b> | <b>59.57</b>  | <b>2</b> | <b>2</b> | <b>2</b> |    | <b>6</b>    |     |      |       |       |    |       |     |      |  |

LEGEND

|                                 |  |                      |                          |
|---------------------------------|--|----------------------|--------------------------|
| (G) Goals in tournament         | +/- Plus/minus net                     | +A Assistant captain | +C Captain               |
| A Assists                       | AVG Average time on ice / shift        | D Defence            | ENG Empty net goal       |
| EQ Equal strength               | ET/Res Penalty end time/Result of game | F Forward            | FO- Face-offs lost       |
| FO% Face-offs won as percentage | FO+ Face-offs won                      | FO+/- Face-offs net  | G Goals                  |
| Gen Gender                      | GK Goalkeeper                          | M Male               | MIP Minutes in play (GK) |
| No Jersey number                | OT Overtime                            | P Points             | PIM Penalties in minutes |
| Pos Position                    | PPG Power play goals                   | SHF Number of shifts | SHG Shorthanded goals    |
| SOG Shots on goal               | SVS Saves                              | TOT Total            | TPP Time on power play   |
| TS Total shots                  |  |                      |                          |



Shot Chart

Таблица бросков

RUS - NOR

Shots by NOR

Goals (o): 0 SSG (+): 2  
SSP (<): 0 SPG (-): 2



GK 20 of RUS

Shots by RUS

Goals (o): 0 SSG (+): 6  
SSP (>): 0 SPG (-): 0



GK 2 of NOR

Shots by NOR

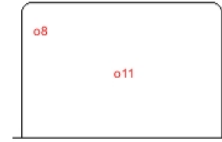
Goals (o): 0 SSG (+): 2  
SSP (<): 1 SPG (-): 2



GK 20 of RUS

Shots by RUS

Goals (o): 2 SSG (+): 5  
SSP (>): 0 SPG (-): 3



GK 2 of NOR

Shots by NOR

Goals (o): 0 SSG (+): 2  
SSP (>): 0 SPG (-): 1



GK 20 of RUS

Shots by RUS

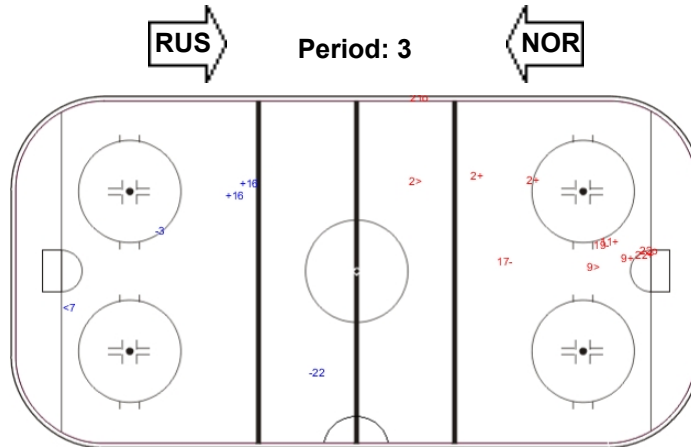
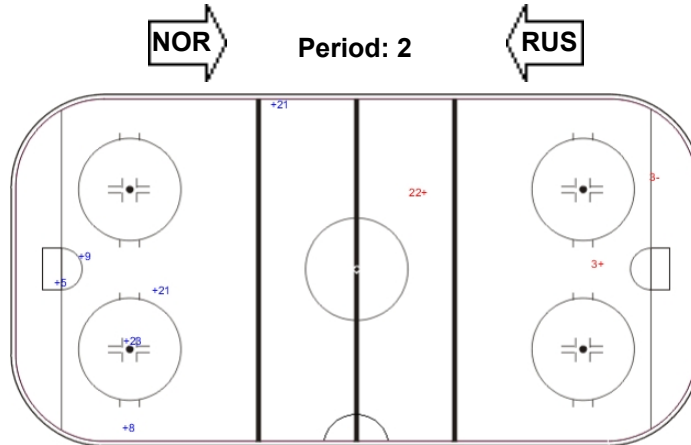
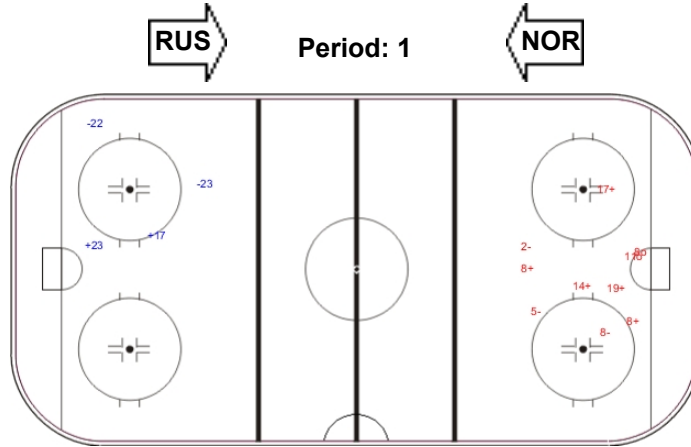
Goals (o): 2 SSG (+): 5  
SSP (>): 2 SPG (-): 2



GK 2 of NOR



ENG



LEGEND

ENG Empty net goal GK Goalkeeper SPG Shots past goal SSG Shots saved by goalkeeper SSP Shots saved by player



## Face-off Chart

Таблица вбрасываний

### RUS - NOR

#### PERIOD 1

|                     | RUS       |           | NOR          |              | RUS       |           | NOR       |           | RUS       |           | NOR        |            |
|---------------------|-----------|-----------|--------------|--------------|-----------|-----------|-----------|-----------|-----------|-----------|------------|------------|
|                     | Def. zone | Att. zone | Neutral zone | Neutral zone | Att. zone | Def. zone | Att. zone | Def. zone | Att. zone | Def. zone | Total wins | Total wins |
|                     | + 23      | - 12      | - 23         | + 3          | - 11      | + 3       |           |           |           |           | all zones  |            |
|                     | - 23      | + 3       | + 11         | - 3          | - 11      | + 12      |           |           |           |           |            |            |
|                     | - 11      | + 3       | + 10         | - 12         | - 23      | + 15      |           |           |           |           |            |            |
|                     | + 11      | - 15      | - 11         | + 12         | - 11      | + 12      |           |           |           |           |            |            |
|                     | - 11      | + 3       | - 10         | + 22         | + 23      | - 12      |           |           |           |           |            |            |
|                     | + 10      | - 15      |              |              | + 23      | - 23      |           |           |           |           |            |            |
|                     | - 10      | + 3       |              |              |           |           |           |           |           |           |            |            |
| Total wins / period | 3 / 43%   | 4 / 57%   | 2 / 40%      | 3 / 60%      | 2 / 33%   | 4 / 67%   |           |           |           |           | 7 / 39%    | 11 / 61%   |

#### PERIOD 2

|                     | RUS       |           | NOR          |              | RUS       |           | NOR       |           | RUS       |           | NOR        |            |
|---------------------|-----------|-----------|--------------|--------------|-----------|-----------|-----------|-----------|-----------|-----------|------------|------------|
|                     | Def. zone | Att. zone | Neutral zone | Neutral zone | Att. zone | Def. zone | Att. zone | Def. zone | Att. zone | Def. zone | Total wins | Total wins |
|                     | + 23      | - 12      | - 23         | + 3          | - 23      | + 12      |           |           |           |           | all zones  |            |
|                     | - 8       | + 3       | + 23         | - 12         | - 11      | + 3       |           |           |           |           |            |            |
|                     | + 23      | - 12      |              |              | + 11      | - 22      |           |           |           |           |            |            |
|                     | - 8       | + 3       |              |              | - 23      | + 12      |           |           |           |           |            |            |
|                     |           |           |              |              | - 11      | + 3       |           |           |           |           |            |            |
|                     |           |           |              |              | - 23      | + 12      |           |           |           |           |            |            |
|                     |           |           |              |              | + 23      | - 22      |           |           |           |           |            |            |
|                     |           |           |              |              | - 11      | + 3       |           |           |           |           |            |            |
|                     |           |           |              |              | - 11      | + 3       |           |           |           |           |            |            |
| Total wins / period | 2 / 50%   | 2 / 50%   | 1 / 50%      | 1 / 50%      | 2 / 22%   | 7 / 78%   |           |           |           |           | 5 / 33%    | 10 / 67%   |

#### PERIOD 3

|                     | RUS       |           | NOR          |              | RUS       |           | NOR       |           | RUS       |           | NOR        |            |
|---------------------|-----------|-----------|--------------|--------------|-----------|-----------|-----------|-----------|-----------|-----------|------------|------------|
|                     | Def. zone | Att. zone | Neutral zone | Neutral zone | Att. zone | Def. zone | Att. zone | Def. zone | Att. zone | Def. zone | Total wins | Total wins |
|                     | + 11      | - 3       | - 23         | + 3          | - 23      | + 23      |           |           |           |           | all zones  |            |
|                     |           |           | + 23         | - 23         | - 8       | + 3       |           |           |           |           |            |            |
|                     |           |           | - 11         | + 3          | - 23      | + 3       |           |           |           |           |            |            |
|                     |           |           | - 11         | + 23         | - 11      | + 3       |           |           |           |           |            |            |
|                     |           |           | + 23         | - 3          | + 23      | - 17      |           |           |           |           |            |            |
|                     |           |           | + 10         | - 12         | + 23      | - 3       |           |           |           |           |            |            |
|                     |           |           |              |              | + 10      | - 12      |           |           |           |           |            |            |
| Total wins / period | 1 / 100%  | 0 / 0%    | 3 / 50%      | 3 / 50%      | 3 / 43%   | 4 / 57%   |           |           |           |           | 7 / 50%    | 7 / 50%    |

#### TOTAL

|                   | RUS       |           | NOR          |              | RUS       |           | NOR       |           | RUS       |           | NOR        |            |
|-------------------|-----------|-----------|--------------|--------------|-----------|-----------|-----------|-----------|-----------|-----------|------------|------------|
|                   | Def. zone | Att. zone | Neutral zone | Neutral zone | Att. zone | Def. zone | Att. zone | Def. zone | Att. zone | Def. zone | Total wins | Total wins |
|                   |           |           |              |              |           |           |           |           |           |           | all zones  |            |
| Total wins / game | 6 / 50%   | 6 / 50%   | 6 / 46%      | 7 / 54%      | 7 / 32%   | 15 / 68%  |           |           |           |           | 19 / 40%   | 28 / 60%   |



HEAD TO HEAD

|     |                 | NOR       |          |           |         |           |          |           |           |          |          |           |
|-----|-----------------|-----------|----------|-----------|---------|-----------|----------|-----------|-----------|----------|----------|-----------|
|     | No.             | 3         | 12       | 15        | 17      | 22        | 23       | Tot       | wins RUS  | Dz       | Nz       | Az        |
| RUS | 8               | 0 - 3     |          |           |         |           |          | 3         | 0<br>0%   | 0<br>0%  |          | 0<br>0%   |
|     | 10              | 0 - 1     | 3 - 0    | 1 - 0     |         | 0 - 1     |          | 6         | 4<br>67%  | 1<br>50% | 2<br>67% | 1<br>100% |
|     | 11              | 2 - 9     | 0 - 3    | 1 - 0     |         | 1 - 0     | 0 - 1    | 17        | 4<br>24%  | 2<br>50% | 1<br>25% | 1<br>11%  |
|     | 23              | 2 - 5     | 5 - 3    | 0 - 1     | 1 - 0   | 1 - 0     | 2 - 1    | 21        | 11<br>52% | 3<br>75% | 3<br>50% | 5<br>45%  |
|     | <b>Tot</b>      | 22        | 14       | 3         | 1       | 3         | 4        | 47        | 19<br>40% | 6<br>50% | 6<br>46% | 7<br>32%  |
|     | <b>wins NOR</b> | 18<br>82% | 6<br>43% | 1<br>33%  | 0<br>0% | 1<br>33%  | 2<br>50% | 28<br>60% |           |          |          |           |
|     | <b>Dz</b>       | 8<br>89%  | 5<br>71% | 1<br>100% | 0<br>0% | 0<br>0%   | 1<br>50% | 15<br>68% |           |          |          |           |
|     | <b>Nz</b>       | 4<br>67%  | 1<br>25% |           |         | 1<br>100% | 1<br>50% | 7<br>54%  |           |          |          |           |
|     | <b>Az</b>       | 6<br>86%  | 0<br>0%  | 0<br>0%   |         |           |          | 6<br>50%  |           |          |          |           |

LEGEND

**Az** Attacking zone      **Dz** Defending zone      **Nz** Neutral zone      **Tot** Total face-offs played



## Line-Ups

Составы

### CAN - USA

#### Referee(s)

BOESE Paul (CAN)

#### Goalkeepers

Team: CAN

| No | Name            | Gen |
|----|-----------------|-----|
| 30 | WATSON Corbin   | M   |
| 22 | ST-AMAND Benoit | M   |

#### Team Line-ups

Team: CAN (red)

| No | Pos | Name             | Gen |
|----|-----|------------------|-----|
| 11 | D   | DIXON Adam +A    | M   |
| 14 | D   | ARSENAULT Steve  | M   |
| 12 | F   | WESTLAKE Greg +C | M   |
| 18 | F   | BRIDGES Billy    | M   |
| 27 | F   | BOWDEN Brad +A   | M   |
| 4  | D   | WHITSON Derek    | M   |
| 29 | D   | MURRAY Graeme    | M   |
| 5  | F   | REMPEL Kevin     | M   |
| 7  | F   | DORION Marc      | M   |
| 26 | F   | LAROCQUE Dominic | M   |
| 8  | F   | McGREGOR Tyler   | M   |
| 9  | F   | GALE Anthony     | M   |
| 10 | F   | DELANEY Ben      | M   |

Head Coach: MONDIN Mike

#### NOT DRESSED:

|    |   |               |   |
|----|---|---------------|---|
| 20 | F | LUDWIG Karl   | M |
| 25 | D | GEMMELL James | M |

#### Linesmen

KLOCHKOV Dmitriy (RUS) , YUDAKOV Sergey (RUS)

Team: USA

| No | Name       | Gen |
|----|------------|-----|
| 34 | CASH Steve | M   |
| 1  | LEE Jen    | M   |

Team: USA (white)

| No | Pos | Name              | Gen |
|----|-----|-------------------|-----|
| 11 | D   | CARRON Tyler      | M   |
| 19 | D   | CHACE Taylor +A   | M   |
| 13 | F   | SWEENEY Joshua +A | M   |
| 23 | F   | ROMAN Rico        | M   |
| 28 | F   | SCHAUS Paul       | M   |
| 9  | D   | YOHE Andy +C      | M   |
| 15 | D   | LANDEROS Nikko    | M   |
| 4  | F   | ROYBAL Brody      | M   |
| 6  | F   | FARMER Declan     | M   |
| 27 | F   | PAULS Joshua      | M   |
| 8  | F   | SHAW Greg         | M   |
| 18 | F   | McKEE Kevin       | M   |
| 20 | F   | PAGE Adam         | M   |

Head Coach: SAUER Jeff

#### NOT DRESSED:

|    |   |                |   |
|----|---|----------------|---|
| 7  | F | LIPSETT Taylor | M |
| 14 | F | McCOY Daniel   | M |

#### LEGEND

|           |               |            |          |            |                   |           |         |
|-----------|---------------|------------|----------|------------|-------------------|-----------|---------|
| <b>D</b>  | Defence       | <b>F</b>   | Forward  | <b>Gen</b> | Gender            | <b>M</b>  | Male    |
| <b>No</b> | Jersey number | <b>Pos</b> | Position | <b>+A</b>  | Assistant captain | <b>+C</b> | Captain |



THU 13 MAR 2014

Start Time 20:00 / End Time 21:45

## Game Summary

Общая игровая статистика

**CAN - USA 0 - 3 (0 - 2, 0 - 1, 0 - 0)**

| Spectators | Referee(s)       | Linesmen                                    |
|------------|------------------|---|
| 5150       | BOESE Paul (CAN) | KLOCHKOV Dmitry (RUS), YUDAKOV Sergey (RUS) |

### Team Statistics

| Period       | Score        | SVS           | SOG            | PIM          | TPP                  | PPG          | SHG          |
|--------------|--------------|---------------|----------------|--------------|----------------------|--------------|--------------|
| 1            | 0 : 2        | 1 : 6         | 6 : 3          | 0 : 2        | 00:00 : 00:00        | 0 : 0        | 0 : 0        |
| 2            | 0 : 1        | 1 : 4         | 4 : 2          | 2 : 2        | 04:00 : 02:00        | 0 : 0        | 0 : 0        |
| 3            | 0 : 0        | 5 : 1         | 1 : 5          | 2 : 2        | 00:57 : 02:00        | 0 : 0        | 0 : 0        |
| <b>Total</b> | <b>0 : 3</b> | <b>7 : 11</b> | <b>11 : 10</b> | <b>4 : 6</b> | <b>04:57 : 04:00</b> | <b>0 : 0</b> | <b>0 : 0</b> |

### 1st Period

| Action      | Time         | ET/Res       | Team       | Type      | No       | Name            | (G) | Name of Assistant(s) / Action Description                                   |
|-------------|--------------|--------------|------------|-----------|----------|-----------------|-----|---|
| GK          | 00:00        |              | CAN        |           | 30       | WATSON C        |     | - Goalkeeper in   |
| GK          | 00:00        |              | USA        |           | 34       | CASH S          |     | - Goalkeeper in   |
| <b>Goal</b> | <b>09:12</b> | <b>0 : 1</b> | <b>USA</b> | <b>EQ</b> | <b>6</b> | <b>FARMER D</b> | (2) | 27 PAULS J On Ice CAN 30 4 12 18 27 29<br>15 LANDEROS N USA 34 4 6 15 19 27 |
| <b>Goal</b> | <b>14:04</b> | <b>0 : 2</b> | <b>USA</b> | <b>EQ</b> | <b>6</b> | <b>FARMER D</b> | (3) | 19 CHACE T On Ice CAN 30 4 8 9 10 29<br>USA 34 4 6 11 19 27                 |
| Penalty     | 15:00        | 17:00        | USA        | 2 min.    | 19       | CHACE T         |     | - Interference  |

### 2nd Period

| Action      | Time         | ET/Res       | Team       | Type      | No        | Name           | (G) | Name of Assistant(s) / Action Description                    |
|-------------|--------------|--------------|------------|-----------|-----------|----------------|-----|--|
| Penalty     | 17:26        | 19:26        | USA        | 2 min.    | 23        | ROMAN R        |     | - Interference   |
| <b>Goal</b> | <b>19:55</b> | <b>0 : 3</b> | <b>USA</b> | <b>EQ</b> | <b>27</b> | <b>PAULS J</b> | (1) | 6 FARMER D On Ice CAN 30 5 8 9 11 12<br>USA 34 6 15 19 23 27 |
| Penalty     | 27:08        | 29:08        | CAN        | 2 min.    | 18        | BRIDGES B      |     | - Slashing   |

### 3rd Period

| Action   | Time  | ET/Res | Team | Type   | No | Name         | (G) | Name of Assistant(s) / Action Description             |
|----------|-------|--------|------|--------|----|--------------|-----|---|
| Penalty  | 38:27 | 40:27  | CAN  | 2 min. | 11 | DIXON A      |     | - Elbowing  |
| Penalty  | 44:03 | 45:00  | USA  | 2 min. | -  | Team penalty |     | - Too Many Players on the Ice / Served by: 23 ROMAN R |
| Time-out | 44:03 |        | CAN  |        |    |              |     |   |
| GK       | 44:10 |        | CAN  |        |    |              |     | 30 WATSON C - Goalkeeper out                          |
| GK       | 45:00 |        | USA  |        |    |              |     | 34 CASH S - Goalkeeper out                            |

### Goalkeeper Records

#### Team : CAN - Canada

| No | Name            | SOG | SVS | MIP   |
|----|-----------------|-----|-----|-------|
| 30 | WATSON Corbin   | 10  | 7   | 44:10 |
| 22 | ST-AMAND Benoit |     |     |       |

#### Team : USA - United States

| No | Name       | SOG | SVS | MIP   |
|----|------------|-----|-----|-------|
| 34 | CASH Steve | 11  | 11  | 45:00 |
| 1  | LEE Jen    |     |     |       |

### Game Statistics

#### Team : CAN (red)

| Head Coach : MONDIN Mike |     | Shots on Goal    |     |   |   |   |     |     |     |       |       | Time on Ice |   |   |    |    |      |       |      |      |       |       |      |      |
|--------------------------|-----|------------------|-----|---|---|---|-----|-----|-----|-------|-------|-------------|---|---|----|----|------|-------|------|------|-------|-------|------|------|
| No                       | Pos | Name             | Gen | G | A | P | PIM | FO+ | FO- | FO+/- | FO%   | 1           | 2 | 3 | OT | TS | +/-  | 1     | 2    | 3    | OT    | TOT   | SHF  | AVG  |
| 11                       | D   | DIXON Adam +A    | M   | 0 | 0 | 0 | 2   | 0   | 0   | 0     | 0.00  | 1           | 1 | 0 | 0  | 2  | -1   | 8:38  | 8:31 | 7:51 |       | 25:00 | 21   | 1:11 |
| 12                       | F   | WESTLAKE Greg +C | M   | 0 | 0 | 0 | 0   | 1   | 1   | 0     | 50.00 | 2           | 0 | 1 | 3  | -2 | 5:27 | 8:52  | 9:11 |      | 23:30 | 22    | 1:04 |      |
| 14                       | D   | ARSENAULT Steve  | M   | 0 | 0 | 0 | 0   | 0   | 0   | 0     | 0.00  | 0           | 0 | 0 | 0  | 0  | 0    | 10:04 | 4:08 | 6:36 |       | 20:48 | 19   | 1:05 |
| 18                       | F   | BRIDGES Billy    | M   | 0 | 0 | 0 | 2   | 10  | 6   | 4     | 62.50 | 1           | 1 | 0 | 2  | -1 | 5:47 | 7:26  | 8:34 |      | 21:47 | 20    | 1:05 |      |
| 27                       | F   | BOWDEN Brad +A   | M   | 0 | 0 | 0 | 0   | 0   | 0   | 0     | 0.00  | 0           | 0 | 0 | 0  | -1 | 5:18 | 8:09  | 7:56 |      | 21:23 | 21    | 1:01 |      |
| 4                        | D   | WHITSON Derek    | M   | 0 | 0 | 0 | 0   | 0   | 0   | 0     | 0.00  | 0           | 1 | 0 | 1  | -2 | 4:59 | 6:43  | 6:00 |      | 17:42 | 17    | 1:02 |      |
| 5                        | F   | REMPEL Kevin     | M   | 0 | 0 | 0 | 0   | 2   | 1   | 1     | 66.67 | 1           | 1 | 0 | 2  | -1 | 4:26 | 5:10  | 4:34 |      | 14:10 | 14    | 1:00 |      |
| 7                        | F   | DORION Marc      | M   | 0 | 0 | 0 | 0   | 2   | 3   | -1    | 40.00 | 1           | 0 | 0 | 1  | 0  | 3:53 | 3:30  | 3:25 |      | 10:48 | 11    | 0:58 |      |
| 26                       | F   | LAROCQUE Dominic | M   | 0 | 0 | 0 | 0   | 0   | 0   | 0     | 0.00  | 0           | 0 | 0 | 0  | 0  | 3:40 | 3:11  | 4:59 |      | 11:50 | 14    | 0:50 |      |
| 29                       | D   | MURRAY Graeme    | M   | 0 | 0 | 0 | 0   | 0   | 0   | 0     | 0.00  | 0           | 0 | 0 | 0  | -2 | 6:28 | 6:50  | 7:27 |      | 20:45 | 20    | 1:02 |      |





| Head Coach : MONDIN Mike |     |                 |     |          |          |          |          |           |           |          | Shots on Goal |          |          |          |           | Time on Ice |     |      |      |      |    |       |     |      |
|--------------------------|-----|-----------------|-----|----------|----------|----------|----------|-----------|-----------|----------|---------------|----------|----------|----------|-----------|-------------|-----|------|------|------|----|-------|-----|------|
| No                       | Pos | Name            | Gen | G        | A        | P        | PIM      | FO+       | FO-       | FO+/-    | FO%           | 1        | 2        | 3        | OT        | TS          | +/- | 1    | 2    | 3    | OT | TOT   | SHF | AVG  |
| 8                        | F   | McGREGOR Tyler  | M   | 0        | 0        | 0        | 0        | 0         | 0         | 0        | 0.00          | 0        | 0        | 0        | 0         | 0           | -2  | 5:19 | 2:45 | 1:53 |    | 9:57  | 12  | 0:49 |
| 9                        | F   | GALE Anthony    | M   | 0        | 0        | 0        | 0        | 4         | 5         | -1       | 44.44         | 0        | 0        | 0        | 0         | 0           | -2  | 5:40 | 4:20 | 4:29 |    | 14:29 | 14  | 1:02 |
| 10                       | F   | DELANEY Ben     | M   | 0        | 0        | 0        | 0        | 0         | 0         | 0        | 0.00          | 0        | 0        | 0        | 0         | 0           | -1  | 4:54 | 3:05 | 0:24 |    | 8:23  | 9   | 0:55 |
| 22                       | GK  | ST-AMAND Benoit | M   | 0        | 0        | 0        | 0        |           |           |          |               | 0        | 0        | 0        | 0         | 0           |     |      |      |      |    |       |     |      |
| 30                       | GK  | WATSON Corbin   | M   | 0        | 0        | 0        | 0        |           |           |          |               | 0        | 0        | 0        | 0         | 0           |     |      |      |      |    |       |     |      |
| <b>Total</b>             |     |                 |     | <b>0</b> | <b>0</b> | <b>0</b> | <b>4</b> | <b>19</b> | <b>16</b> | <b>3</b> | <b>54.29</b>  | <b>6</b> | <b>4</b> | <b>1</b> | <b>11</b> |             |     |      |      |      |    |       |     |      |

Team : USA (white)

| Head Coach : SAUER Jeff |     |                   |     |          |          |          |          |           |           |           | Shots on Goal |          |          |          |           | Time on Ice |     |      |       |       |    |       |     |      |
|-------------------------|-----|-------------------|-----|----------|----------|----------|----------|-----------|-----------|-----------|---------------|----------|----------|----------|-----------|-------------|-----|------|-------|-------|----|-------|-----|------|
| No                      | Pos | Name              | Gen | G        | A        | P        | PIM      | FO+       | FO-       | FO+/-     | FO%           | 1        | 2        | 3        | OT        | TS          | +/- | 1    | 2     | 3     | OT | TOT   | SHF | AVG  |
| 11                      | D   | CARRON Tyler      | M   | 0        | 0        | 0        | 0        | 0         | 0         | 0         | 0.00          | 0        | 0        | 0        | 0         | 0           | +1  | 9:18 | 3:35  | 3:55  |    | 16:48 | 7   | 2:24 |
| 13                      | F   | SWEENEY Joshua +A | M   | 0        | 0        | 0        | 0        | 0         | 0         | 0         | 0.00          | 0        | 0        | 2        | 2         | 2           | 0   | 6:46 | 6:31  | 8:56  |    | 22:13 | 14  | 1:35 |
| 19                      | D   | CHACE Taylor +A   | M   | 0        | 1        | 1        | 2        | 0         | 0         | 0         | 0.00          | 0        | 0        | 0        | 0         | 0           | +3  | 9:22 | 8:12  | 8:53  |    | 26:27 | 10  | 2:38 |
| 23                      | F   | ROMAN Rico        | M   | 0        | 0        | 0        | 2        | 4         | 8         | -4        | 33.33         | 1        | 0        | 0        | 1         | 1           | +1  | 5:55 | 7:43  | 7:40  |    | 21:18 | 14  | 1:31 |
| 28                      | F   | SCHAUS Paul       | M   | 0        | 0        | 0        | 0        | 0         | 2         | -2        | 0.00          | 0        | 0        | 0        | 0         | 0           | 0   | 5:42 | 7:26  | 7:11  |    | 20:19 | 16  | 1:16 |
| 4                       | F   | ROYBAL Brody      | M   | 0        | 0        | 0        | 0        | 0         | 0         | 0         | 0.00          | 0        | 0        | 1        | 1         | 1           | +2  | 5:08 | 3:49  | 5:00  |    | 13:57 | 9   | 1:33 |
| 6                       | F   | FARMER Declan     | M   | 2        | 1        | 3        | 0        | 11        | 3         | 8         | 78.57         | 2        | 0        | 1        | 3         | 3           | +3  | 5:02 | 5:24  | 4:37  |    | 15:03 | 10  | 1:30 |
| 9                       | D   | YOHE Andy +C      | M   | 0        | 0        | 0        | 0        | 0         | 0         | 0         | 0.00          | 0        | 0        | 0        | 0         | 0           | 0   | 5:39 | 4:45  | 6:05  |    | 16:29 | 7   | 2:21 |
| 15                      | D   | LANDEROS Nikko    | M   | 0        | 1        | 1        | 0        | 0         | 0         | 0         | 0.00          | 0        | 0        | 1        | 1         | 1           | +2  | 5:39 | 11:24 | 11:04 |    | 28:07 | 7   | 4:01 |
| 27                      | F   | PAULS Joshua      | M   | 1        | 1        | 2        | 0        | 0         | 2         | -2        | 0.00          | 0        | 2        | 0        | 2         | 2           | +3  | 5:04 | 7:47  | 5:07  |    | 17:58 | 11  | 1:38 |
| 8                       | F   | SHAW Greg         | M   | 0        | 0        | 0        | 0        | 1         | 4         | -3        | 20.00         | 0        | 0        | 0        | 0         | 0           | 0   | 3:32 | 0:00  | 1:44  |    | 5:16  | 6   | 0:52 |
| 18                      | F   | McKEE Kevin       | M   | 0        | 0        | 0        | 0        | 0         | 0         | 0         | 0.00          | 0        | 0        | 0        | 0         | 0           | 0   | 3:24 | 2:16  | 2:08  |    | 7:48  | 9   | 0:52 |
| 20                      | F   | PAGE Adam         | M   | 0        | 0        | 0        | 0        | 0         | 0         | 0         | 0.00          | 0        | 0        | 0        | 0         | 0           | 0   | 4:13 | 1:54  | 1:29  |    | 7:36  | 7   | 1:05 |
| 1                       | GK  | LEE Jen           | M   | 0        | 0        | 0        | 0        |           |           |           |               | 0        | 0        | 0        | 0         | 0           |     |      |       |       |    |       |     |      |
| 34                      | GK  | CASH Steve        | M   | 0        | 0        | 0        | 0        |           |           |           |               | 0        | 0        | 0        | 0         | 0           |     |      |       |       |    |       |     |      |
| <b>Total</b>            |     |                   |     | <b>3</b> | <b>4</b> | <b>7</b> | <b>4</b> | <b>16</b> | <b>19</b> | <b>-3</b> | <b>45.71</b>  | <b>3</b> | <b>2</b> | <b>5</b> | <b>10</b> |             |     |      |       |       |    |       |     |      |

LEGEND

|   |  |                                 |  |
|---|--|---------------------------------|--|
| <b>(G)</b> Goals in tournament                | <b>+/-</b> Plus/minus net              | <b>+A</b> Assistant captain     | <b>+C</b> Captain                      |
| <b>A</b> Assists                              | <b>AVG</b> Average time on ice / shift | <b>D</b> Defence                | <b>EQ</b> Equal strength               |
| <b>ET/Res</b> Penalty end time/Result of game | <b>F</b> Forward                       | <b>FO-</b> Face-offs lost       | <b>FO%</b> Face-offs won as percentage |
| <b>FO+</b> Face-offs won                      | <b>FO+/-</b> Face-offs net             | <b>G</b> Goals                  | <b>Gen</b> Gender                      |
| <b>GK</b> Goalkeeper                          | <b>M</b> Male                          | <b>MIP</b> Minutes in play (GK) | <b>No</b> Jersey number                |
| <b>OT</b> Overtime                            | <b>P</b> Points                        | <b>PIM</b> Penalties in minutes | <b>Pos</b> Position                    |
| <b>PPG</b> Power play goals                   | <b>SHF</b> Number of shifts            | <b>SHG</b> Shorthanded goals    | <b>SOG</b> Shots on goal               |
| <b>SVS</b> Saves                              | <b>TOT</b> Total                       | <b>TPP</b> Time on power play   | <b>TS</b> Total shots                  |



THU 13 MAR 2014  
Start Time 20:00

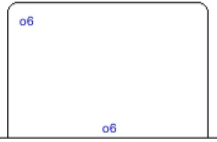
Shot Chart

Таблица бросков

CAN - USA

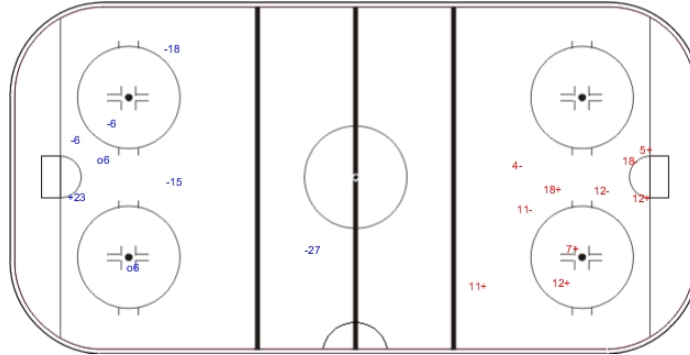
Shots by USA

Goals (o): 2 SSG (+): 1  
SSP (<): 0 SPG (-): 5



GK 30 of CAN

CAN → Period: 1 ← USA



Shots by CAN

Goals (o): 0 SSG (+): 6  
SSP (>): 0 SPG (-): 4



GK 34 of USA

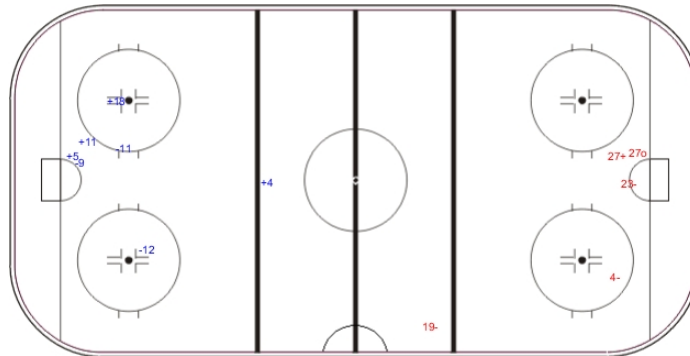
Shots by CAN

Goals (o): 0 SSG (+): 4  
SSP (<): 0 SPG (-): 3



GK 34 of USA

USA → Period: 2 ← CAN



Shots by USA

Goals (o): 1 SSG (+): 1  
SSP (>): 0 SPG (-): 3



GK 30 of CAN

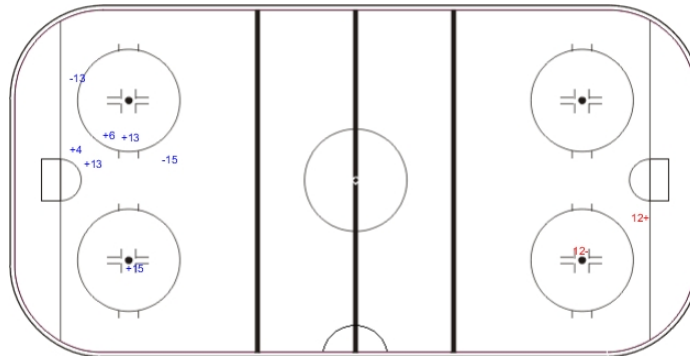
Shots by USA

Goals (o): 0 SSG (+): 5  
SSP (<): 0 SPG (-): 2




GK 30 of CAN

CAN → Period: 3 ← USA



Shots by CAN

Goals (o): 0 SSG (+): 1  
SSP (>): 0 SPG (-): 1



GK 34 of USA

LEGEND

GK Goalkeeper SPG Shots past goal SSG Shots saved by goalkeeper SSP Shots saved by player



## Face-off Chart

Таблица вбрасываний

### CAN - USA

#### PERIOD 1

|                     | CAN       |           | USA          |         | CAN       |           | USA |      | Total wins<br>all zones  |     |     |          |         |
|---------------------|-----------|-----------|--------------|---------|-----------|-----------|-----|------|--|-----|-----|----------|---------|
|                     | Def. zone | Att. zone | Neutral zone |         | Att. zone | Def. zone |     |      |  |     |     |          |         |
|                     | + 5       | - 8       | + 18         | - 23    | + 18      | - 8       | + 9 | - 6  | <table border="1"> <thead> <tr> <th>CAN</th> <th>USA</th> </tr> </thead> <tbody> <tr> <td>10 / 77%</td> <td>3 / 23%</td> </tr> </tbody> </table> | CAN | USA | 10 / 77% | 3 / 23% |
| CAN                 | USA       |           |              |         |           |           |     |      |  |     |     |          |         |
| 10 / 77%            | 3 / 23%   |           |              |         |           |           |     |      |  |     |     |          |         |
|                     |           |           | - 18         | + 23    | + 9       | - 6       | + 9 | - 8  |  |     |     |          |         |
|                     |           |           | - 9          | + 6     | + 18      | - 8       | + 7 | - 23 |  |     |     |          |         |
|                     |           |           | - 7          | + 6     | + 7       | - 23      | + 9 | - 27 |  |     |     |          |         |
|                     |           |           | + 7          | - 23    |           |           |     |      |  |     |     |          |         |
|                     |           |           | + 18         | - 23    |           |           |     |      |  |     |     |          |         |
| Total wins / period | 1 / 100%  | 0 / 0%    | 3 / 50%      | 3 / 50% | 6 / 100%  | 0 / 0%    |     |      |  |     |     |          |         |

#### PERIOD 2

|                     | CAN       |           | USA          |          | CAN       |           | USA  |     | Total wins<br>all zones   |     |     |         |         |
|---------------------|-----------|-----------|--------------|----------|-----------|-----------|------|-----|---|-----|-----|---------|---------|
|                     | Def. zone | Att. zone | Neutral zone |          | Att. zone | Def. zone |      |     |   |     |     |         |         |
|                     | - 7       | + 6       | - 18         | + 23     | + 9       | - 28      | - 18 | + 6 | <table border="1"> <thead> <tr> <th>CAN</th> <th>USA</th> </tr> </thead> <tbody> <tr> <td>2 / 22%</td> <td>7 / 78%</td> </tr> </tbody> </table> | CAN | USA | 2 / 22% | 7 / 78% |
| CAN                 | USA       |           |              |          |           |           |      |     |   |     |     |         |         |
| 2 / 22%             | 7 / 78%   |           |              |          |           |           |      |     |   |     |     |         |         |
|                     | + 12      | - 6       | - 18         | + 6      |           |           |      |     |   |     |     |         |         |
|                     | - 9       | + 23      | - 9          | + 23     |           |           |      |     |   |     |     |         |         |
|                     |           |           | - 7          | + 6      |           |           |      |     |   |     |     |         |         |
|                     |           |           |              |          |           |           |      |     |   |     |     |         |         |
|                     |           |           |              |          |           |           |      |     |   |     |     |         |         |
| Total wins / period | 1 / 33%   | 2 / 67%   | 0 / 0%       | 4 / 100% | 1 / 50%   | 1 / 50%   |      |     |   |     |     |         |         |

#### PERIOD 3

|                     | CAN       |           | USA          |         | CAN       |           | USA  |      | Total wins<br>all zones   |     |     |         |         |
|---------------------|-----------|-----------|--------------|---------|-----------|-----------|------|------|---|-----|-----|---------|---------|
|                     | Def. zone | Att. zone | Neutral zone |         | Att. zone | Def. zone |      |      |   |     |     |         |         |
|                     | - 9       | + 6       | + 18         | - 23    | - 18      | + 6       | + 18 | - 28 | <table border="1"> <thead> <tr> <th>CAN</th> <th>USA</th> </tr> </thead> <tbody> <tr> <td>7 / 54%</td> <td>6 / 46%</td> </tr> </tbody> </table> | CAN | USA | 7 / 54% | 6 / 46% |
| CAN                 | USA       |           |              |         |           |           |      |      |   |     |     |         |         |
| 7 / 54%             | 6 / 46%   |           |              |         |           |           |      |      |   |     |     |         |         |
|                     | + 18      | - 23      | + 5          | - 27    |           |           |      |      |   |     |     |         |         |
|                     | - 5       | + 6       | + 18         | - 6     |           |           |      |      |   |     |     |         |         |
|                     | - 12      | + 6       | - 18         | + 8     |           |           |      |      |   |     |     |         |         |
|                     | - 9       | + 6       |              |         |           |           |      |      |   |     |     |         |         |
|                     | + 18      | - 23      |              |         |           |           |      |      |   |     |     |         |         |
|                     | + 18      | - 23      |              |         |           |           |      |      |   |     |     |         |         |
|                     |           |           |              |         |           |           |      |      |   |     |     |         |         |
|                     |           |           |              |         |           |           |      |      |   |     |     |         |         |
| Total wins / period | 3 / 43%   | 4 / 57%   | 3 / 75%      | 1 / 25% | 1 / 50%   | 1 / 50%   |      |      |   |     |     |         |         |

#### TOTAL

|                   | CAN       |           | USA          |         | CAN       |           | USA |  | Total wins<br>all zones   |     |     |          |          |
|-------------------|-----------|-----------|--------------|---------|-----------|-----------|-----|--|---|-----|-----|----------|----------|
|                   | Def. zone | Att. zone | Neutral zone |         | Att. zone | Def. zone |     |  |   |     |     |          |          |
| Total wins / game | 5 / 45%   | 6 / 55%   | 6 / 43%      | 8 / 57% | 8 / 80%   | 2 / 20%   |     |  | <table border="1"> <thead> <tr> <th>CAN</th> <th>USA</th> </tr> </thead> <tbody> <tr> <td>19 / 54%</td> <td>16 / 46%</td> </tr> </tbody> </table> | CAN | USA | 19 / 54% | 16 / 46% |
| CAN               | USA       |           |              |         |           |           |     |  |   |     |     |          |          |
| 19 / 54%          | 16 / 46%  |           |              |         |           |           |     |  |   |     |     |          |          |



HEAD TO HEAD

|                 |           | USA       |          |         |         |           |           |           |           |           |  |
|-----------------|-----------|-----------|----------|---------|---------|-----------|-----------|-----------|-----------|-----------|--|
| No.             | 6         | 8         | 23       | 27      | 28      | Tot       | wins CAN  | Dz        | Nz        | Az        |  |
| CAN             | 5         | 0 - 1     | 1 - 0    |         | 1 - 0   | 3         | 2<br>67%  | 1<br>50%  | 1<br>100% |           |  |
|                 | 7         | 0 - 3     |          | 2 - 0   |         | 5         | 2<br>40%  | 0<br>0%   | 1<br>33%  | 1<br>100% |  |
|                 | 9         | 1 - 3     | 1 - 0    | 0 - 2   | 1 - 0   | 9         | 4<br>44%  | 0<br>0%   | 0<br>0%   | 4<br>100% |  |
|                 | 12        | 1 - 1     |          |         |         | 2         | 1<br>50%  | 1<br>50%  |           |           |  |
|                 | 18        | 1 - 3     | 2 - 1    | 6 - 2   |         | 16        | 10<br>63% | 3<br>100% | 4<br>50%  | 3<br>60%  |  |
| <b>Tot</b>      | 14        | 5         | 12       | 2       | 2       | 35        | 19<br>54% | 5<br>45%  | 6<br>43%  | 8<br>80%  |  |
| <b>wins USA</b> | 11<br>79% | 1<br>20%  | 4<br>33% | 0<br>0% | 0<br>0% | 16<br>46% |           |           |           |           |  |
| <b>Dz</b>       | 2<br>67%  | 0<br>0%   | 0<br>0%  | 0<br>0% | 0<br>0% | 2<br>20%  |           |           |           |           |  |
| <b>Nz</b>       | 4<br>80%  | 1<br>100% | 3<br>43% | 0<br>0% |         | 8<br>57%  |           |           |           |           |  |
| <b>Az</b>       | 5<br>83%  | 0<br>0%   | 1<br>25% |         |         | 6<br>55%  |           |           |           |           |  |

LEGEND

**Az** Attacking zone      **Dz** Defending zone      **Nz** Neutral zone      **Tot** Total face-offs played



## Line-Ups

Составы

## KOR - SWE

## Referee(s)

VANEK Jan (CZE)

## Goalkeepers

Team: KOR

| No | Name             | Gen |
|----|------------------|-----|
| 31 | YU Man-Gyun      | M   |
| 74 | CHUNG Young-Hoon | M   |

## Team Line-ups

Team: KOR (white)

| No | Pos | Name              | Gen |
|----|-----|-------------------|-----|
| 28 | D   | LEE Jong-Kyung +C | M   |
| 68 | D   | HAN Min-Su        | M   |
| 90 | D   | PARK Woo-Chul     | M   |
| 14 | F   | JUNG Seung-Hwan   | M   |
| 27 | F   | CHO Byeong-Seok   | M   |
| 10 | D   | CHO Young-Jae     | M   |
| 20 | D   | JANG Dong-Shin +A | M   |
| 88 | D   | PARK Sang-Hyeon   | M   |
| 26 | F   | KIM Dea-Jung      | M   |
| 55 | F   | JANG Jong-Ho +A   | M   |
| 12 | F   | KIM Young-Sung    | M   |
| 21 | F   | LEE Ju-Seung      | M   |
| 39 | F   | LEE Young-Min     | M   |

Head Coach: KIM Ik-Hwan

## NOT DRESSED:

|    |   |              |   |
|----|---|--------------|---|
| 4  | D | SA Sung-Keun | M |
| 11 | F | CHOI Bae-Suk | M |

## Linesmen

HELTMAN Tomasz (POL) , NYBERGET Espen (NOR)

Team: SWE

| No | Name          | Gen |
|----|---------------|-----|
| 5  | NILSSON Ulf   | M   |
| 14 | JONSSON Kenth | M   |

Team: SWE (blue)

| No | Pos | Name                 | Gen |
|----|-----|----------------------|-----|
| 3  | D   | INGVARSSON Niklas +A | M   |
| 11 | D   | LUNDGREN Rasmus      | M   |
| 21 | D   | HOLM Marcus +A       | M   |
| 8  | F   | KASPERI Per          | M   |
| 19 | F   | FROM Gunnar          | M   |
| 15 | D   | HEDBERG Christian    | M   |
| 4  | F   | OLSSON Stefan        | M   |
| 18 | F   | OJALA Peter +C       | M   |

Head Coach: LUNDGREN Jorgen

## NOT DRESSED:

|    |   |                              |   |
|----|---|------------------------------|---|
| 2  | F | SILVSTRAND OLSSON Axel Filip | M |
| 6  | F | ANDERSON Aron                | M |
| 7  | D | WISTRAND Anders              | M |
| 20 | F | RAKOS Niklas                 | M |

## LEGEND

|           |               |            |          |            |                   |           |         |
|-----------|---------------|------------|----------|------------|-------------------|-----------|---------|
| <b>D</b>  | Defence       | <b>F</b>   | Forward  | <b>Gen</b> | Gender            | <b>M</b>  | Male    |
| <b>No</b> | Jersey number | <b>Pos</b> | Position | <b>+A</b>  | Assistant captain | <b>+C</b> | Captain |



## Game Summary

Общая игровая статистика

**KOR - SWE 2 - 0 (1 - 0, 1 - 0, 0 - 0)**

| Spectators | Referee(s)      | Linesmen                                    |
|------------|-----------------|---|
| 4832       | VANEK Jan (CZE) | HELTMAN Tomasz (POL) , NYBERGET Espen (NOR) |

### Team Statistics

| Period       | Score        | SVS           | SOG           | PIM          | TPP                  | PPG          | SHG          |
|--------------|--------------|---------------|---------------|--------------|----------------------|--------------|--------------|
| 1            | 1 : 0        | 4 : 9         | 10 : 4        | 2 : 2        | 00:07 : 02:00        | 1 : 0        | 0 : 0        |
| 2            | 1 : 0        | 0 : 10        | 11 : 0        | 2 : 2        | 01:12 : 01:12        | 0 : 0        | 0 : 0        |
| 3            | 0 : 0        | 2 : 7         | 7 : 2         | 0 : 2        | 02:00 : 00:00        | 0 : 0        | 0 : 0        |
| <b>Total</b> | <b>2 : 0</b> | <b>6 : 26</b> | <b>28 : 6</b> | <b>4 : 6</b> | <b>03:19 : 03:12</b> | <b>1 : 0</b> | <b>0 : 0</b> |

### 1st Period

| Action      | Time         | ET/Res       | Team       | Type       | No        | Name           | (G) | Name of Assistant(s) / Action Description                                    |
|-------------|--------------|--------------|------------|------------|-----------|----------------|-----|--|
| GK          | 00:00        |              | KOR        |            | 31        | YU MG          |     | - Goalkeeper in  |
| GK          | 00:00        |              | SWE        |            | 5         | NILSSON U      |     | - Goalkeeper in  |
| Penalty     | 04:24        | 06:24        | KOR        | 2 min.     | 26        | KIM DJ         |     | - Holding an opponent  |
| Penalty     | 09:59        | 10:06        | SWE        | 2 min.     | 3         | INGVARSSON N   |     | - Holding an opponent  |
| <b>Goal</b> | <b>10:06</b> | <b>1 : 0</b> | <b>KOR</b> | <b>PP1</b> | <b>20</b> | <b>JANG DS</b> | (1) | 10 CHO YJ<br>28 LEE JK<br>On Ice KOR 31 10 14 20 27 28<br>SWE 5 8 11 15 21 * |

### 2nd Period

| Action      | Time         | ET/Res       | Team       | Type      | No        | Name           | (G) | Name of Assistant(s) / Action Description                       |
|-------------|--------------|--------------|------------|-----------|-----------|----------------|-----|---|
| <b>Goal</b> | <b>18:16</b> | <b>2 : 0</b> | <b>KOR</b> | <b>EQ</b> | <b>14</b> | <b>JUNG SH</b> | (2) | 10 CHO YJ<br>On Ice KOR 31 10 14 20 27 28<br>SWE 5 3 8 11 18 19 |
| Penalty     | 23:40        | 25:40        | KOR        | 2 min.    | 10        | CHO YJ         |     | - Charging  |
| Penalty     | 24:52        | 26:52        | SWE        | 2 min.    | 3         | INGVARSSON N   |     | - Holding an opponent   |

### 3rd Period

| Action   | Time  | ET/Res | Team | Type   | No | Name    | (G) | Name of Assistant(s) / Action Description |
|----------|-------|--------|------|--------|----|---------|-----|---|
| Penalty  | 42:09 | 44:09  | SWE  | 2 min. | 18 | OJALA P |     | - Teeing                                  |
| Time-out | 42:09 |        | SWE  |        |    |         |     |   |
| GK       | 44:51 |        | SWE  |        |    |         |     | 5 NILSSON U - Goalkeeper out              |
| GK       | 45:00 |        | KOR  |        |    |         |     | 31 YU MG - Goalkeeper out                 |

### Goalkeeper Records

Team : KOR - Korea

| No | Name             | SOG | SVS | MIP   |
|----|------------------|-----|-----|-------|
| 31 | YU Man-Gyun      | 6   | 6   | 45:00 |
| 74 | CHUNG Young-Hoon |     |     |       |

Team : SWE - Sweden

| No | Name          | SOG | SVS | MIP   |
|----|---------------|-----|-----|-------|
| 5  | NILSSON Ulf   | 28  | 26  | 44:51 |
| 14 | JONSSON Kenth |     |     |       |

### Game Statistics

Team : KOR (white)

Head Coach : KIM Ik-Hwan

| No | Pos | Name              | Gen | G | A | P | PIM | FO+ | FO- | FO+/- | FO%   | Shots on Goal |   |   |    | TS | +/-  | Time on Ice |       |       |    | TOT  | SHF | AVG |
|----|-----|-------------------|-----|---|---|---|-----|-----|-----|-------|-------|---------------|---|---|----|----|------|-------------|-------|-------|----|------|-----|-----|
|    |     |                   |     |   |   |   |     |     |     |       |       | 1             | 2 | 3 | OT |    |      | 1           | 2     | 3     | OT |      |     |     |
| 14 | F   | JUNG Seung-Hwan   | M   | 1 | 0 | 1 | 0   | 0   | 0   | 0     | 0.00  | 2             | 3 | 4 | 9  | +1 | 8:53 | 8:09        | 8:53  | 25:55 | 19 | 1:21 |     |     |
| 27 | F   | CHO Byeong-Seok   | M   | 0 | 0 | 0 | 0   | 1   | 1   | 0     | 50.00 | 2             | 0 | 0 | 2  | +1 | 6:09 | 6:20        | 7:52  | 20:21 | 19 | 1:04 |     |     |
| 28 | D   | LEE Jong-Kyung +C | M   | 0 | 1 | 1 | 0   | 14  | 11  | 3     | 56.00 | 1             | 0 | 1 | 2  | +1 | 8:59 | 8:40        | 10:06 | 27:45 | 19 | 1:27 |     |     |
| 68 | D   | HAN Min-Su        | M   | 0 | 0 | 0 | 0   | 0   | 0   | 0     | 0.00  | 1             | 1 | 0 | 2  | 0  | 7:15 | 6:47        | 6:33  | 20:35 | 16 | 1:17 |     |     |
| 90 | D   | PARK Woo-Chul     | M   | 0 | 0 | 0 | 0   | 0   | 0   | 0     | 0.00  | 0             | 0 | 0 | 0  | 0  | 8:19 | 7:02        | 6:42  | 22:03 | 16 | 1:22 |     |     |
| 10 | D   | CHO Young-Jae     | M   | 0 | 2 | 2 | 2   | 0   | 0   | 0     | 0.00  | 2             | 2 | 0 | 4  | +1 | 7:15 | 7:15        | 8:27  | 22:57 | 17 | 1:21 |     |     |
| 20 | D   | JANG Dong-Shin +A | M   | 1 | 0 | 1 | 0   | 0   | 0   | 0     | 0.00  | 1             | 3 | 0 | 4  | +1 | 7:01 | 8:48        | 8:14  | 24:03 | 17 | 1:24 |     |     |
| 26 | F   | KIM Dea-Jung      | M   | 0 | 0 | 0 | 2   | 0   | 0   | 0     | 0.00  | 0             | 1 | 0 | 1  | 0  | 6:19 | 6:12        | 4:38  | 17:09 | 18 | 0:57 |     |     |
| 55 | F   | JANG Jong-Ho +A   | M   | 0 | 0 | 0 | 0   | 0   | 0   | 0     | 0.00  | 0             | 1 | 1 | 2  | 0  | 5:22 | 6:21        | 5:48  | 17:31 | 15 | 1:10 |     |     |
| 88 | D   | PARK Sang-Hyeon   | M   | 0 | 0 | 0 | 0   | 9   | 8   | 1     | 52.94 | 1             | 0 | 1 | 2  | 0  | 7:01 | 7:12        | 6:22  | 20:35 | 17 | 1:12 |     |     |
| 12 | F   | KIM Young-Sung    | M   | 0 | 0 | 0 | 0   | 0   | 1   | -1    | 0.00  | 0             | 0 | 0 | 0  | 0  | 0:00 | 0:00        | 0:13  | 0:13  | 1  | 0:13 |     |     |



FRI 14 MAR 2014

Start Time 13:00 / End Time 14:49

| Head Coach : KIM Ik-Hwan |     |                  |     |          |          |          |          |           |           |          | Shots on Goal |           |           |          |    | Time on Ice |     |      |      |      |    |      |     |      |
|--------------------------|-----|------------------|-----|----------|----------|----------|----------|-----------|-----------|----------|---------------|-----------|-----------|----------|----|-------------|-----|------|------|------|----|------|-----|------|
| No                       | Pos | Name             | Gen | G        | A        | P        | PIM      | FO+       | FO-       | FO+/-    | FO%           | 1         | 2         | 3        | OT | TS          | +/- | 1    | 2    | 3    | OT | TOT  | SHF | AVG  |
| 21                       | F   | LEE Ju-Seung     | M   | 0        | 0        | 0        | 0        | 0         | 0         | 0        | 0.00          | 0         | 0         | 0        | 0  | 0           | 0   | 0:00 | 0:00 | 0:09 | 0  | 0:09 | 1   | 0:09 |
| 39                       | F   | LEE Young-Min    | M   | 0        | 0        | 0        | 0        | 0         | 0         | 0        | 0.00          | 0         | 0         | 0        | 0  | 0           | 0   | 0:00 | 0:00 | 0:53 | 0  | 0:53 | 1   | 0:53 |
| 31                       | GK  | YU Man-Gyun      | M   | 0        | 0        | 0        | 0        |           |           |          |               | 0         | 0         | 0        | 0  | 0           |     |      |      |      |    |      |     |      |
| 74                       | GK  | CHUNG Young-Hoon | M   | 0        | 0        | 0        | 0        |           |           |          |               | 0         | 0         | 0        | 0  | 0           |     |      |      |      |    |      |     |      |
| <b>Total</b>             |     |                  |     | <b>2</b> | <b>3</b> | <b>5</b> | <b>4</b> | <b>24</b> | <b>21</b> | <b>3</b> | <b>53.33</b>  | <b>10</b> | <b>11</b> | <b>7</b> |    | <b>28</b>   |     |      |      |      |    |      |     |      |

Team : SWE (blue)

| Head Coach : LUNDGREN Jorgen |     |                      |     |          |          |          |          |           |           |           | Shots on Goal |          |          |          |    | Time on Ice |     |       |       |       |    |       |     |       |
|------------------------------|-----|----------------------|-----|----------|----------|----------|----------|-----------|-----------|-----------|---------------|----------|----------|----------|----|-------------|-----|-------|-------|-------|----|-------|-----|-------|
| No                           | Pos | Name                 | Gen | G        | A        | P        | PIM      | FO+       | FO-       | FO+/-     | FO%           | 1        | 2        | 3        | OT | TS          | +/- | 1     | 2     | 3     | OT | TOT   | SHF | AVG   |
| 3                            | D   | INGVARSSON Niklas +A | M   | 0        | 0        | 0        | 4        | 10        | 5         | 5         | 66.67         | 1        | 0        | 0        | 0  | 1           | -1  | 13:16 | 11:52 | 14:16 | 0  | 39:24 | 9   | 4:22  |
| 8                            | F   | KASPERI Per          | M   | 0        | 0        | 0        | 0        | 1         | 2         | -1        | 33.33         | 2        | 0        | 0        | 0  | 2           | -1  | 11:07 | 13:05 | 11:47 | 0  | 35:59 | 11  | 3:16  |
| 11                           | D   | LUNDGREN Rasmus      | M   | 0        | 0        | 0        | 0        | 0         | 4         | -4        | 0.00          | 1        | 0        | 1        | 0  | 2           | -1  | 15:00 | 15:00 | 15:00 | 0  | 45:00 | 3   | 15:00 |
| 19                           | F   | FROM Gunnar          | M   | 0        | 0        | 0        | 0        | 0         | 0         | 0         | 0.00          | 0        | 0        | 0        | 0  | 0           | -1  | 9:00  | 6:10  | 4:07  | 0  | 19:17 | 9   | 2:08  |
| 21                           | D   | HOLM Marcus +A       | M   | 0        | 0        | 0        | 0        | 3         | 1         | 2         | 75.00         | 0        | 0        | 1        | 0  | 1           | 0   | 11:27 | 10:54 | 11:51 | 0  | 34:12 | 11  | 3:06  |
| 4                            | F   | OLSSON Stefan        | M   | 0        | 0        | 0        | 0        | 0         | 1         | -1        | 0.00          | 0        | 0        | 0        | 0  | 0           | 0   | 0:24  | 0:00  | 0:00  | 0  | 0:24  | 1   | 0:24  |
| 15                           | D   | HEDBERG Christian    | M   | 0        | 0        | 0        | 0        | 6         | 9         | -3        | 40.00         | 0        | 0        | 0        | 0  | 0           | 0   | 7:37  | 9:55  | 8:58  | 0  | 26:30 | 11  | 2:24  |
| 18                           | F   | OJALA Peter +C       | M   | 0        | 0        | 0        | 2        | 1         | 2         | -1        | 33.33         | 0        | 0        | 0        | 0  | 0           | -1  | 7:02  | 6:00  | 7:13  | 0  | 20:15 | 12  | 1:41  |
| 5                            | GK  | NILSSON Ulf          | M   | 0        | 0        | 0        | 0        |           |           |           |               | 0        | 0        | 0        | 0  | 0           |     |       |       |       |    |       |     |       |
| 14                           | GK  | JONSSON Kenth        | M   | 0        | 0        | 0        | 0        |           |           |           |               | 0        | 0        | 0        | 0  | 0           |     |       |       |       |    |       |     |       |
| <b>Total</b>                 |     |                      |     | <b>0</b> | <b>0</b> | <b>0</b> | <b>6</b> | <b>21</b> | <b>24</b> | <b>-3</b> | <b>46.67</b>  | <b>4</b> | <b>0</b> | <b>2</b> |    | <b>6</b>    |     |       |       |       |    |       |     |       |

LEGEND

|                                 |        |                                 |       |                             |     |                      |
|---------------------------------|--------|---------------------------------|-------|-----------------------------|-----|----------------------|
| (G) Goals in tournament         | *      | does not count for Plus/minus   | +/-   | Plus/minus net              | +A  | Assistant captain    |
| +C Captain                      | A      | Assists                         | AVG   | Average time on ice / shift | D   | Defence              |
| EQ Equal strength               | ET/Res | Penalty end time/Result of game | F     | Forward                     | FO- | Face-offs lost       |
| FO% Face-offs won as percentage | FO+    | Face-offs won                   | FO+/- | Face-offs net               | G   | Goals                |
| Gen Gender                      | GK     | Goalkeeper                      | M     | Male                        | MIP | Minutes in play (GK) |
| No Jersey number                | OT     | Overtime                        | P     | Points                      | PIM | Penalties in minutes |
| Pos Position                    | PP1    | Power play - 1 player           | PPG   | Power play goals            | SHF | Number of shifts     |
| SHG Shorthanded goals           | SOG    | Shots on goal                   | SVS   | Saves                       | TOT | Total                |
| TPP Time on power play          | TS     | Total shots                     |       |                             |     |                      |



FRI 14 MAR 2014

Start Time 13:00

## Shot Chart

Таблица бросков

### KOR - SWE

Shots by SWE

Goals (o): 0 SSG (+): 4

SSP (<): 0 SPG (-): 0

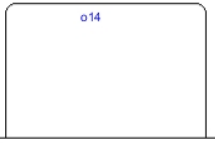


GK 31 of KOR

Shots by KOR

Goals (o): 1 SSG (+): 10

SSP (<): 0 SPG (-): 5



GK 5 of SWE

Shots by SWE

Goals (o): 0 SSG (+): 2

SSP (<): 0 SPG (-): 4



GK 31 of KOR

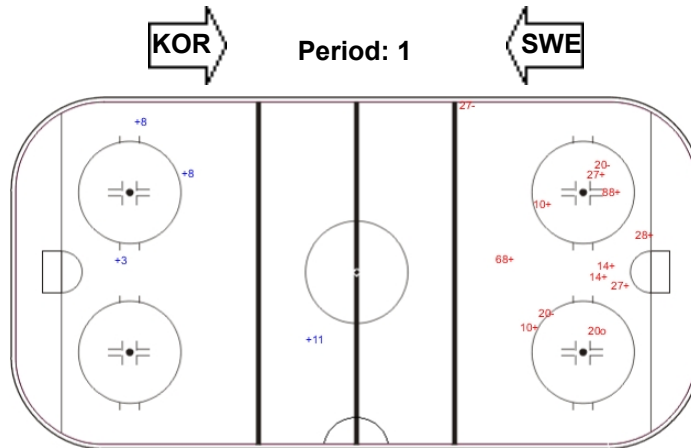
#### LEGEND

**GK** Goalkeeper

**SPG** Shots past goal

**SSG** Shots saved by goalkeeper

**SSP** Shots saved by player



Shots by KOR

Goals (o): 1 SSG (+): 9

SSP (>): 0 SPG (-): 3



GK 5 of SWE

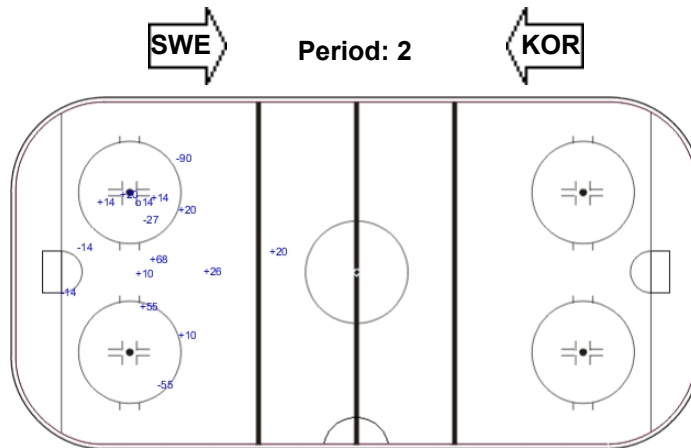
Shots by SWE

Goals (o): 0 SSG (+): 0

SSP (>): 0 SPG (-): 0



GK 31 of KOR



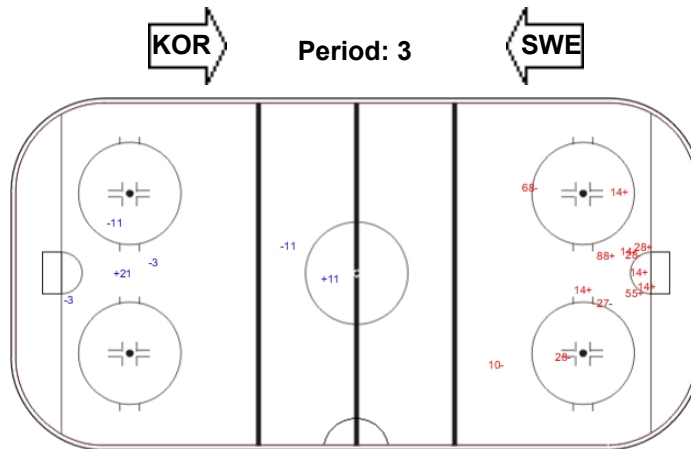
Shots by KOR

Goals (o): 0 SSG (+): 7

SSP (>): 0 SPG (-): 6



GK 5 of SWE







## Face-off Chart

Таблица вбрасываний

### KOR - SWE

#### PERIOD 1

|                     | KOR       | SWE       | Neutral zone |          | KOR       | SWE       | Total wins<br>all zones  |     |     |          |         |
|---------------------|-----------|-----------|--------------|----------|-----------|-----------|--|-----|-----|----------|---------|
|                     | Def. zone | Att. zone |              |          | Att. zone | Def. zone |  |     |     |          |         |
|                     | + 28      | - 15      | - 28         | + 21     | + 28      | - 3       | <table border="1"> <thead> <tr> <th>KOR</th> <th>SWE</th> </tr> </thead> <tbody> <tr> <td>10 / 63%</td> <td>6 / 37%</td> </tr> </tbody> </table> | KOR | SWE | 10 / 63% | 6 / 37% |
| KOR                 | SWE       |           |              |          |           |           |  |     |     |          |         |
| 10 / 63%            | 6 / 37%   |           |              |          |           |           |  |     |     |          |         |
|                     | + 28      | - 4       | - 28         | + 18     | + 88      | - 11      |  |     |     |          |         |
|                     | + 88      | - 15      | - 28         | + 15     | - 88      | + 3       |  |     |     |          |         |
|                     | + 28      | - 15      | - 28         | + 15     | + 88      | - 3       |  |     |     |          |         |
|                     | + 28      | - 18      |              |          | + 28      | - 11      |  |     |     |          |         |
|                     |           |           |              |          | - 88      | + 3       |  |     |     |          |         |
|                     |           |           |              |          | + 28      | - 15      |  |     |     |          |         |
| Total wins / period | 5 / 100%  | 0 / 0%    | 0 / 0%       | 4 / 100% | 5 / 71%   | 2 / 29%   |  |     |     |          |         |

#### PERIOD 2

|                     | KOR       | SWE       | Neutral zone |         | KOR       | SWE       | Total wins<br>all zones   |     |     |         |         |
|---------------------|-----------|-----------|--------------|---------|-----------|-----------|---|-----|-----|---------|---------|
|                     | Def. zone | Att. zone |              |         | Att. zone | Def. zone |   |     |     |         |         |
|                     | + 28      | - 21      | - 28         | + 15    | - 28      | + 3       | <table border="1"> <thead> <tr> <th>KOR</th> <th>SWE</th> </tr> </thead> <tbody> <tr> <td>8 / 50%</td> <td>8 / 50%</td> </tr> </tbody> </table> | KOR | SWE | 8 / 50% | 8 / 50% |
| KOR                 | SWE       |           |              |         |           |           |   |     |     |         |         |
| 8 / 50%             | 8 / 50%   |           |              |         |           |           |   |     |     |         |         |
|                     |           |           | + 88         | - 8     | - 28      | + 3       |   |     |     |         |         |
|                     |           |           | + 88         | - 15    | + 28      | - 3       |   |     |     |         |         |
|                     |           |           | - 28         | + 21    | - 88      | + 3       |   |     |     |         |         |
|                     |           |           | - 88         | + 8     | + 88      | - 3       |   |     |     |         |         |
|                     |           |           |              |         | - 88      | + 3       |   |     |     |         |         |
|                     |           |           |              |         | + 88      | - 11      |   |     |     |         |         |
|                     |           |           |              |         | + 27      | - 8       |   |     |     |         |         |
|                     |           |           |              |         | - 88      | + 15      |   |     |     |         |         |
|                     |           |           |              |         | + 28      | - 3       |   |     |     |         |         |
| Total wins / period | 1 / 100%  | 0 / 0%    | 2 / 40%      | 3 / 60% | 5 / 50%   | 5 / 50%   |   |     |     |         |         |

#### PERIOD 3

|                     | KOR       | SWE       | Neutral zone |         | KOR       | SWE       | Total wins<br>all zones   |     |     |         |         |
|---------------------|-----------|-----------|--------------|---------|-----------|-----------|---|-----|-----|---------|---------|
|                     | Def. zone | Att. zone |              |         | Att. zone | Def. zone |   |     |     |         |         |
|                     | + 28      | - 15      | + 28         | - 15    | - 88      | + 3       | <table border="1"> <thead> <tr> <th>KOR</th> <th>SWE</th> </tr> </thead> <tbody> <tr> <td>6 / 46%</td> <td>7 / 54%</td> </tr> </tbody> </table> | KOR | SWE | 6 / 46% | 7 / 54% |
| KOR                 | SWE       |           |              |         |           |           |   |     |     |         |         |
| 6 / 46%             | 7 / 54%   |           |              |         |           |           |   |     |     |         |         |
|                     | - 27      | + 15      | + 88         | - 15    | + 88      | - 11      |   |     |     |         |         |
|                     | + 28      | - 18      | - 28         | + 21    | - 88      | + 3       |   |     |     |         |         |
|                     | - 12      | + 3       | + 28         | - 15    | - 28      | + 3       |   |     |     |         |         |
|                     |           |           | - 28         | + 15    |           |           |   |     |     |         |         |
| Total wins / period | 2 / 50%   | 2 / 50%   | 3 / 60%      | 2 / 40% | 1 / 25%   | 3 / 75%   |   |     |     |         |         |

#### TOTAL

|                   | KOR       | SWE       | Neutral zone |         | KOR       | SWE       | Total wins<br>all zones   |     |     |          |          |
|-------------------|-----------|-----------|--------------|---------|-----------|-----------|---|-----|-----|----------|----------|
|                   | Def. zone | Att. zone |              |         | Att. zone | Def. zone |   |     |     |          |          |
| Total wins / game | 8 / 80%   | 2 / 20%   | 5 / 36%      | 9 / 64% | 11 / 52%  | 10 / 48%  | <table border="1"> <thead> <tr> <th>KOR</th> <th>SWE</th> </tr> </thead> <tbody> <tr> <td>24 / 53%</td> <td>21 / 47%</td> </tr> </tbody> </table> | KOR | SWE | 24 / 53% | 21 / 47% |
| KOR               | SWE       |           |              |         |           |           |   |     |     |          |          |
| 24 / 53%          | 21 / 47%  |           |              |         |           |           |   |     |     |          |          |



HEAD TO HEAD

|                 |           | SWE     |          |         |          |           |           |           |           |           |           |           |          |
|-----------------|-----------|---------|----------|---------|----------|-----------|-----------|-----------|-----------|-----------|-----------|-----------|----------|
| No.             | 3         | 4       | 8        | 11      | 15       | 18        | 21        | Tot       | wins KOR  | Dz        | Nz        | Az        |          |
| KOR             | 12        | 0 - 1   |          |         |          |           |           | 1         | 0<br>0%   | 0<br>0%   |           |           |          |
|                 | 27        |         |          | 1 - 0   |          |           | 0 - 1     | 2         | 1<br>50%  | 0<br>0%   |           | 1<br>100% |          |
|                 | 28        | 3 - 3   | 1 - 0    |         | 1 - 0    | 6 - 4     | 2 - 1     | 1 - 3     | 25        | 14<br>56% | 7<br>100% | 2<br>20%  | 5<br>63% |
|                 | 88        | 2 - 6   |          | 1 - 1   | 3 - 0    | 3 - 1     |           |           | 17        | 9<br>53%  | 1<br>100% | 3<br>75%  | 5<br>42% |
| <b>Tot</b>      | 15        | 1       | 3        | 4       | 15       | 3         | 4         | 45        | 24<br>53% | 8<br>80%  | 5<br>36%  | 11<br>52% |          |
| <b>wins SWE</b> | 10<br>67% | 0<br>0% | 1<br>33% | 0<br>0% | 6<br>40% | 1<br>33%  | 3<br>75%  | 21<br>47% |           |           |           |           |          |
| <b>Dz</b>       | 9<br>64%  |         | 0<br>0%  | 0<br>0% | 1<br>50% |           |           | 10<br>48% |           |           |           |           |          |
| <b>Nz</b>       |           |         | 1<br>50% |         | 4<br>50% | 1<br>100% | 3<br>100% | 9<br>64%  |           |           |           |           |          |
| <b>Az</b>       | 1<br>100% | 0<br>0% |          |         | 1<br>20% | 0<br>0%   | 0<br>0%   | 2<br>20%  |           |           |           |           |          |

LEGEND

**Az** Attacking zone      **Dz** Defending zone      **Nz** Neutral zone      **Tot** Total face-offs played



## Line-Ups

Составы

## CZE - ITA

## Referee(s)

HEGLE Petter (NOR)

## Goalkeepers

Team: CZE

| No | Name           | Gen |
|----|----------------|-----|
| 6  | VAPENKA Michal | M   |
| 64 | HULIN Libor    | M   |

## Team Line-ups

Team: CZE (red)

| No | Pos | Name               | Gen |
|----|-----|--------------------|-----|
| 7  | D   | MOTYCKA David      | M   |
| 21 | D   | KVOCH Tomas        | M   |
| 29 | D   | KUBES Pavel +A     | M   |
| 74 | F   | GEIER Michal       | M   |
| 82 | F   | HABL Zdenek +A     | M   |
| 10 | D   | BERGER Jiri        | M   |
| 65 | D   | HRBEK Miroslav     | M   |
| 24 | F   | SAFRANEK Zdenek +C | M   |
| 30 | F   | FOJTIK Erik        | M   |
| 77 | F   | PALAT David        | M   |
| 75 | F   | RAUL Jiri          | M   |
| 96 | F   | KRUPICKA Zdenek    | M   |

Head Coach: BRIZA Jiri

## Linesmen

CHAE Young-Jin (KOR) , KLOCHKOV Dmitriy (RUS)

Team: ITA

| No | Name               | Gen |
|----|--------------------|-----|
| 15 | ARAUDO Gabriele    | M   |
| 1  | STILLITANO Santino | M   |

Team: ITA (white)

| No | Pos | Name                         | Gen |
|----|-----|------------------------------|-----|
| 3  | D   | ROSA Gianluigi               | M   |
| 5  | F   | PLANKER Florian +A           | M   |
| 7  | F   | WINKLER Werner               | M   |
| 8  | F   | RADICE Roberto               | M   |
| 16 | F   | CHIAROTTI Andrea +C          | M   |
| 6  | D   | CAVALIERE Gianluca +A        | M   |
| 14 | D   | BALOSSETTI Bruno             | M   |
| 18 | F   | MACRI Andrea                 | M   |
| 68 | F   | CORVINO Valerio              | M   |
| 73 | F   | LEPERDI Gregory Brian Alexis | M   |
| 69 | D   | CONDELLO Giuseppe            | M   |
| 11 | F   | LARCH Nils                   | M   |
| 62 | F   | DEPAOLI Christoph            | M   |

Head Coach: da RIN Massimo

## NOT DRESSED:

88 F KANESTRIN Rupert M

## LEGEND

|           |               |            |          |            |                   |           |         |
|-----------|---------------|------------|----------|------------|-------------------|-----------|---------|
| <b>D</b>  | Defence       | <b>F</b>   | Forward  | <b>Gen</b> | Gender            | <b>M</b>  | Male    |
| <b>No</b> | Jersey number | <b>Pos</b> | Position | <b>+A</b>  | Assistant captain | <b>+C</b> | Captain |



## Game Summary

Общая игровая статистика

**CZE - ITA 3 - 0 (0 - 0 , 0 - 0 , 3 - 0)**

| Spectators | Referee(s)         | Linesmen                                      |
|------------|--------------------|---|
| 5398       | HEGLE Petter (NOR) | CHAE Young-Jin (KOR) , KLOCHKOV Dmitriy (RUS) |

### Team Statistics

| Period       | Score        | SVS           | SOG            | PIM          | TPP                  | PPG          | SHG          |
|--------------|--------------|---------------|----------------|--------------|----------------------|--------------|--------------|
| 1            | 0 : 0        | 4 : 3         | 3 : 4          | 0 : 0        | 00:00 : 00:00        | 0 : 0        | 0 : 0        |
| 2            | 0 : 0        | 6 : 5         | 5 : 6          | 2 : 2        | 00:00 : 02:00        | 0 : 0        | 0 : 0        |
| 3            | 3 : 0        | 8 : 0         | 3 : 8          | 2 : 0        | 01:34 : 02:00        | 1 : 0        | 0 : 0        |
| <b>Total</b> | <b>3 : 0</b> | <b>18 : 8</b> | <b>11 : 18</b> | <b>4 : 2</b> | <b>01:34 : 04:00</b> | <b>1 : 0</b> | <b>0 : 0</b> |

### 1st Period

No game actions in this period

| Action | Time  | ET/Res | Team | Type | No | Name      | (G) Name of Assistant(s) / Action Description |
|--------|-------|--------|------|------|----|-----------|---|
| GK     | 00:00 |        | CZE  |      | 6  | VAPENKA M | - Goalkeeper in                               |
| GK     | 00:00 |        | ITA  |      | 15 | ARAUDO G  | - Goalkeeper in                               |

### 2nd Period

| Action  | Time  | ET/Res | Team | Type   | No | Name      | (G) Name of Assistant(s) / Action Description |
|---------|-------|--------|------|--------|----|-----------|---|
| Penalty | 26:32 | 28:32  | CZE  | 2 min. | 7  | MOTYCKA D | - Teeing                                      |
| Penalty | 30:00 | 31:34  | ITA  | 2 min. | 18 | MACRI A   | - Roughing                                    |

### 3rd Period

| Action      | Time         | ET/Res       | Team       | Type                    | No        | Name              | (G) Name of Assistant(s) / Action Description                              |
|-------------|--------------|--------------|------------|-------------------------|-----------|-------------------|--|
| <b>Goal</b> | <b>31:34</b> | <b>1 : 0</b> | <b>CZE</b> | <b>PP1</b>              | <b>24</b> | <b>SAFRANEK Z</b> | (1) 29 KUBES P On Ice CZE 6 7 21 24 29 30<br>7 MOTYCKA D ITA 15 3 6 7 73 * |
| Penalty     | 37:36        | 39:36        | CZE        | 2 min.                  | 10        | BERGER J          | - Interference   |
| Time-out    | 42:27        |              | ITA        |                         |           |                   |  |
| <b>Goal</b> | <b>43:04</b> | <b>2 : 0</b> | <b>CZE</b> | <b>EQ</b>               | <b>74</b> | <b>GEIER M</b>    | (2) On Ice CZE 6 21 29 74 82 96<br>ITA 15 3 5 6 68 73                      |
| GK          | 43:04        |              | ITA        |                         |           |                   | 15 ARAUDO G - Goalkeeper out   |
| Time-out    | 44:02        |              | CZE        |                         |           |                   |  |
| <b>Goal</b> | <b>44:48</b> | <b>3 : 0</b> | <b>CZE</b> | <b>EQ</b><br><b>ENG</b> | <b>74</b> | <b>GEIER M</b>    | (3) 29 KUBES P On Ice CZE 6 21 29 74 82 96<br>ITA 3 5 6 16 18 73           |
| GK          | 44:48        |              | ITA        |                         | 15        | ARAUDO G          | - Goalkeeper in  |
| GK          | 45:00        |              | CZE        |                         |           |                   | 6 VAPENKA M - Goalkeeper out   |
| GK          | 45:00        |              | ITA        |                         |           |                   | 15 ARAUDO G - Goalkeeper out   |

### Goalkeeper Records

Team : CZE - Czech Republic

| No | Name           | SOG | SVS | MIP   |
|----|----------------|-----|-----|-------|
| 6  | VAPENKA Michal | 18  | 18  | 45:00 |
| 64 | HULIN Libor    |     |     |       |

Team : ITA - Italy

| No | Name               | SOG | SVS | MIP   |
|----|--------------------|-----|-----|-------|
| 15 | ARAUDO Gabriele    | 10  | 8   | 43:16 |
| 1  | STILLITANO Santino |     |     |       |

### Game Statistics

Team : CZE (red)

Head Coach : BRIZA Jiri

| No | Pos | Name               | Gen | G | A | P | PIM | FO+ | FO- | FO+/- | Shots on Goal |   |   |    | TS | +/- | Time on Ice |      |      | TOT   | SHF | AVG  |
|----|-----|--------------------|-----|---|---|---|-----|-----|-----|-------|---------------|---|---|----|----|-----|-------------|------|------|-------|-----|------|
|    |     |                    |     |   |   |   |     |     |     |       | 1             | 2 | 3 | OT |    |     | 1           | 2    | 3    |       |     |      |
| 7  | D   | MOTYCKA David      | M   | 0 | 1 | 1 | 2   | 0   | 0   | 0     | 0.00          | 0 | 0 | 0  | 0  | 0   | 5:34        | 4:38 | 2:41 | 12:53 | 12  | 1:04 |
| 21 | D   | KVOCH Tomas        | M   | 0 | 0 | 0 | 0   | 0   | 0   | 0     | 0.00          | 1 | 1 | 0  | 2  | +2  | 7:44        | 7:34 | 6:12 | 21:30 | 19  | 1:07 |
| 29 | D   | KUBES Pavel +A     | M   | 0 | 2 | 2 | 0   | 0   | 0   | 0     | 0.00          | 0 | 1 | 0  | 1  | +2  | 8:11        | 6:18 | 7:33 | 22:02 | 19  | 1:09 |
| 74 | F   | GEIER Michal       | M   | 2 | 0 | 2 | 0   | 0   | 0   | 0     | 0.00          | 1 | 0 | 2  | 3  | +2  | 6:24        | 5:02 | 7:15 | 18:41 | 18  | 1:02 |
| 82 | F   | HABL Zdenek +A     | M   | 0 | 0 | 0 | 0   | 13  | 11  | 2     | 54.17         | 0 | 0 | 0  | 0  | +2  | 7:28        | 7:16 | 7:38 | 22:22 | 20  | 1:07 |
| 10 | D   | BERGER Jiri        | M   | 0 | 0 | 0 | 2   | 0   | 0   | 0     | 0.00          | 0 | 2 | 0  | 2  | 0   | 6:39        | 8:43 | 7:30 | 22:52 | 17  | 1:20 |
| 24 | F   | SAFRANEK Zdenek +C | M   | 1 | 0 | 1 | 0   | 1   | 0   | 1     | 100.00        | 1 | 0 | 1  | 2  | 0   | 5:45        | 4:51 | 7:48 | 18:24 | 14  | 1:18 |
| 30 | F   | FOJTIK Erik        | M   | 0 | 0 | 0 | 0   | 7   | 11  | -4    | 38.89         | 0 | 0 | 0  | 0  | 0   | 8:00        | 6:47 | 6:44 | 21:31 | 15  | 1:26 |



FRI 14 MAR 2014

Start Time 20:00 / End Time 21:52

| Head Coach : BRIZA Jiri |     |                 |     |          |          |          |          |           |           |           | Shots on Goal |          |          |          |    | Time on Ice |     |      |      |      |    |       |     |      |
|-------------------------|-----|-----------------|-----|----------|----------|----------|----------|-----------|-----------|-----------|---------------|----------|----------|----------|----|-------------|-----|------|------|------|----|-------|-----|------|
| No                      | Pos | Name            | Gen | G        | A        | P        | PIM      | FO+       | FO-       | FO+/-     | FO%           | 1        | 2        | 3        | OT | TS          | +/- | 1    | 2    | 3    | OT | TOT   | SHF | AVG  |
| 65                      | D   | HRBEK Miroslav  | M   | 0        | 0        | 0        | 0        | 0         | 0         | 0         | 0.00          | 0        | 0        | 0        | 0  | 0           | 0   | 7:09 | 7:26 | 8:45 |    | 23:20 | 18  | 1:17 |
| 77                      | F   | PALAT David     | M   | 0        | 0        | 0        | 0        | 0         | 0         | 0         | 0.00          | 0        | 1        | 0        | 0  | 1           | 0   | 5:43 | 4:49 | 6:50 |    | 17:22 | 16  | 1:05 |
| 75                      | F   | RAUL Jiri       | M   | 0        | 0        | 0        | 0        | 0         | 2         | -2        | 0.00          | 0        | 0        | 0        | 0  | 0           | 0   | 2:59 | 4:53 | 0:00 |    | 7:52  | 7   | 1:07 |
| 96                      | F   | KRUPICKA Zdenek | M   | 0        | 0        | 0        | 0        | 0         | 0         | 0         | 0.00          | 0        | 0        | 0        | 0  | 0           | +2  | 2:53 | 4:19 | 3:51 |    | 11:03 | 10  | 1:06 |
| 6                       | GK  | VAPENKA Michal  | M   | 0        | 0        | 0        | 0        |           |           |           |               | 0        | 0        | 0        | 0  | 0           |     |      |      |      |    |       |     |      |
| 64                      | GK  | HULIN Libor     | M   | 0        | 0        | 0        | 0        |           |           |           |               | 0        | 0        | 0        | 0  | 0           |     |      |      |      |    |       |     |      |
| <b>Total</b>            |     |                 |     | <b>3</b> | <b>3</b> | <b>6</b> | <b>4</b> | <b>21</b> | <b>24</b> | <b>-3</b> | <b>46.67</b>  | <b>3</b> | <b>5</b> | <b>3</b> |    | <b>11</b>   |     |      |      |      |    |       |     |      |

Team : ITA (white)

| Head Coach : da RIN Massimo |     |                              |     |          |          |          |          |           |           |          | Shots on Goal |          |          |          |    | Time on Ice |      |       |       |   |       |     |      |     |  |
|-----------------------------|-----|------------------------------|-----|----------|----------|----------|----------|-----------|-----------|----------|---------------|----------|----------|----------|----|-------------|------|-------|-------|---|-------|-----|------|-----|--|
| No                          | Pos | Name                         | Gen | G        | A        | P        | PIM      | FO+       | FO-       | FO+/-    | FO%           | 1        | 2        | 3        | OT | TS          | +/-  | 1     | 2     | 3 | OT    | TOT | SHF  | AVG |  |
| 3                           | D   | ROSA Gianluigi               | M   | 0        | 0        | 0        | 0        | 0         | 0         | 0        | 0.00          | 1        | 4        | 2        | 7  | -2          | 7:25 | 11:08 | 12:56 |   | 31:29 | 11  | 2:51 |     |  |
| 5                           | F   | PLANKER Florian +A           | M   | 0        | 0        | 0        | 0        | 9         | 11        | -2       | 45.00         | 1        | 0        | 1        | 2  | -2          | 7:19 | 9:52  | 11:31 |   | 28:42 | 15  | 1:54 |     |  |
| 7                           | F   | WINKLER Werner               | M   | 0        | 0        | 0        | 0        | 2         | 3         | -1       | 40.00         | 0        | 0        | 1        | 1  | 0           | 7:45 | 6:11  | 5:44  |   | 19:40 | 16  | 1:13 |     |  |
| 8                           | F   | RADICE Roberto               | M   | 0        | 0        | 0        | 0        | 0         | 0         | 0        | 0.00          | 0        | 1        | 1        | 2  | 0           | 6:32 | 5:22  | 3:44  |   | 15:38 | 12  | 1:18 |     |  |
| 16                          | F   | CHIAROTTI Andrea +C          | M   | 0        | 0        | 0        | 0        | 0         | 0         | 0        | 0.00          | 0        | 1        | 0        | 1  | -1          | 7:29 | 5:31  | 7:41  |   | 20:41 | 15  | 1:22 |     |  |
| 6                           | D   | CAVALIERE Gianluca +A        | M   | 0        | 0        | 0        | 0        | 0         | 0         | 0        | 0.00          | 0        | 0        | 1        | 1  | -2          | 8:18 | 9:04  | 13:06 |   | 30:28 | 13  | 2:20 |     |  |
| 14                          | D   | BALOSSETTI Bruno             | M   | 0        | 0        | 0        | 0        | 0         | 0         | 0        | 0.00          | 1        | 0        | 0        | 1  | 0           | 7:34 | 3:51  | 0:11  |   | 11:36 | 7   | 1:39 |     |  |
| 18                          | F   | MACRI Andrea                 | M   | 0        | 0        | 0        | 2        | 4         | 4         | 0        | 50.00         | 0        | 0        | 0        | 0  | -1          | 5:52 | 7:10  | 4:45  |   | 17:47 | 14  | 1:16 |     |  |
| 68                          | F   | CORVINO Valerio              | M   | 0        | 0        | 0        | 0        | 0         | 0         | 0        | 0.00          | 0        | 0        | 0        | 0  | -1          | 6:27 | 5:07  | 4:33  |   | 16:07 | 13  | 1:14 |     |  |
| 73                          | F   | LEPERDI Gregory Brian Alexis | M   | 0        | 0        | 0        | 0        | 9         | 3         | 6        | 75.00         | 0        | 0        | 2        | 2  | -2          | 6:58 | 8:36  | 10:29 |   | 26:03 | 13  | 2:00 |     |  |
| 11                          | F   | LARCH Nils                   | M   | 0        | 0        | 0        | 0        | 0         | 0         | 0        | 0.00          | 0        | 0        | 0        | 0  | 0           | 1:37 | 1:38  | 0:11  |   | 3:26  | 4   | 0:51 |     |  |
| 62                          | F   | DEPAOLI Christoph            | M   | 0        | 0        | 0        | 0        | 0         | 0         | 0        | 0.00          | 1        | 0        | 0        | 1  | 0           | 1:37 | 1:24  | 0:11  |   | 3:12  | 4   | 0:48 |     |  |
| 69                          | D   | CONDELLO Giuseppe            | M   | 0        | 0        | 0        | 0        | 0         | 0         | 0        | 0.00          | 0        | 0        | 0        | 0  | 0           | 0:00 | 0:00  | 0:00  |   | 0:00  | 0   | 0:00 |     |  |
| 1                           | GK  | STILLITANO Santino           | M   | 0        | 0        | 0        | 0        |           |           |          |               | 0        | 0        | 0        | 0  | 0           |      |       |       |   |       |     |      |     |  |
| 15                          | GK  | ARAUDO Gabriele              | M   | 0        | 0        | 0        | 0        |           |           |          |               | 0        | 0        | 0        | 0  | 0           |      |       |       |   |       |     |      |     |  |
| <b>Total</b>                |     |                              |     | <b>0</b> | <b>0</b> | <b>0</b> | <b>2</b> | <b>24</b> | <b>21</b> | <b>3</b> | <b>53.33</b>  | <b>4</b> | <b>6</b> | <b>8</b> |    | <b>18</b>   |      |       |       |   |       |     |      |     |  |

LEGEND

|                                 |  |   |                             |
|---------------------------------|--|---|-----------------------------|
| <b>(G)</b> Goals in tournament  | <b>*</b> does not count for Plus/minus | <b>+/-</b> Plus/minus net                     | <b>+A</b> Assistant captain |
| <b>+C</b> Captain               | <b>A</b> Assists                       | <b>AVG</b> Average time on ice / shift        | <b>D</b> Defence            |
| <b>ENG</b> Empty net goal       | <b>EQ</b> Equal strength               | <b>ET/Res</b> Penalty end time/Result of game | <b>F</b> Forward            |
| <b>FO-</b> Face-offs lost       | <b>FO%</b> Face-offs won as percentage | <b>FO+</b> Face-offs won                      | <b>FO+/-</b> Face-offs net  |
| <b>G</b> Goals                  | <b>Gen</b> Gender                      | <b>GK</b> Goalkeeper                          | <b>M</b> Male               |
| <b>MIP</b> Minutes in play (GK) | <b>No</b> Jersey number                | <b>OT</b> Overtime                            | <b>P</b> Points             |
| <b>PIM</b> Penalties in minutes | <b>Pos</b> Position                    | <b>PP1</b> Power play - 1 player              | <b>PPG</b> Power play goals |
| <b>SHF</b> Number of shifts     | <b>SHG</b> Shorthanded goals           | <b>SOG</b> Shots on goal                      | <b>SVS</b> Saves            |
| <b>TOT</b> Total                | <b>TPP</b> Time on power play          | <b>TS</b> Total shots                         |                             |



Shot Chart

Таблица бросков

CZE - ITA

Shots by ITA

Goals (o): 0  
SSP (<): 0

SSG (+): 4  
SPG (-): 4



GK 6 of CZE

Shots by CZE

Goals (o): 0  
SSP (<): 0

SSG (+): 5  
SPG (-): 2



GK 15 of ITA

Shots by ITA

Goals (o): 0  
SSP (<): 0

SSG (+): 8  
SPG (-): 5



GK 6 of CZE

Shots by CZE

Goals (o): 0  
SSP (>): 0

SSG (+): 3  
SPG (-): 3



GK 15 of ITA

Shots by ITA

Goals (o): 0  
SSP (>): 0

SSG (+): 6  
SPG (-): 4



GK 6 of CZE


Shots by CZE

Goals (o): 3  
SSP (>): 0

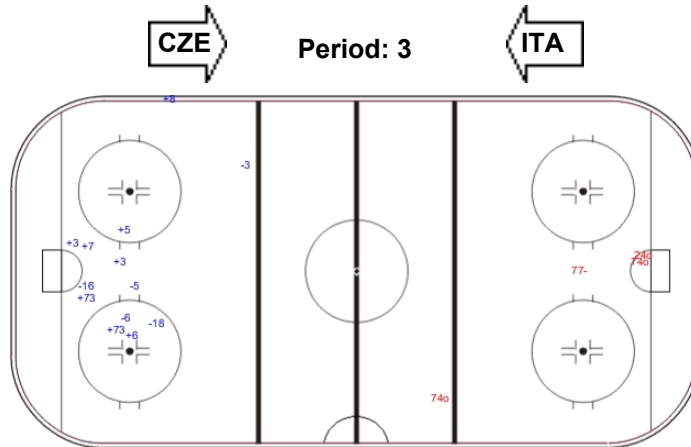
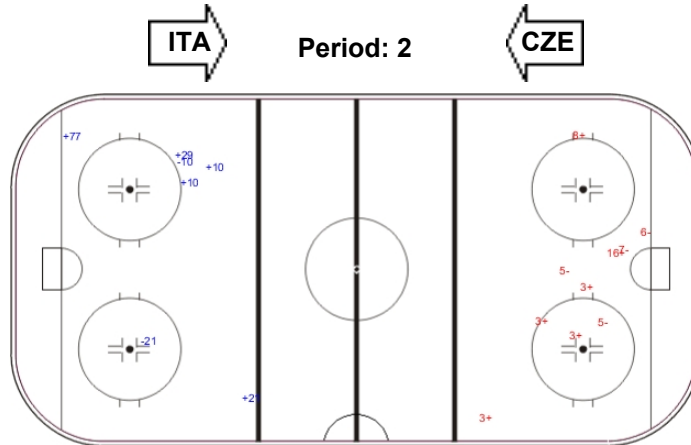
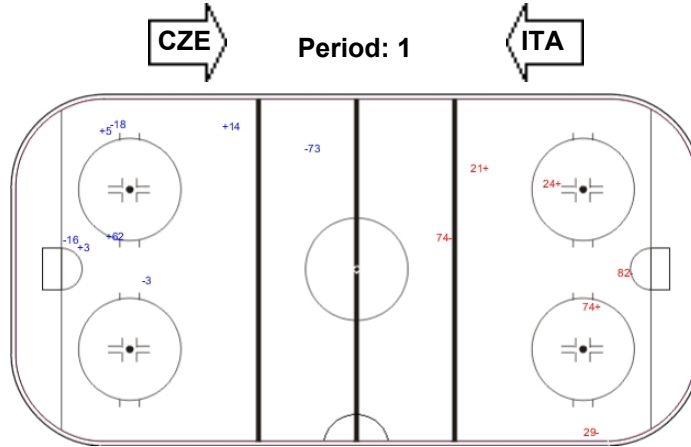
SSG (+): 0  
SPG (-): 1



GK 15 of ITA



ENG



LEGEND

ENG Empty net goal GK Goalkeeper SPG Shots past goal SSG Shots saved by goalkeeper SSP Shots saved by player



## Face-off Chart

Таблица вбрасываний

### CZE - ITA

#### PERIOD 1

|                     | CZE       |           | ITA          |              | CZE       |           | ITA       |           | Total wins<br>all zones |
|---------------------|-----------|-----------|--------------|--------------|-----------|-----------|-----------|-----------|-------------------------|
|                     | Def. zone | Att. zone | Neutral zone | Neutral zone | Att. zone | Def. zone | Att. zone | Def. zone |                         |
|                     | - 30      | + 5       | - 82         | + 5          | - 82      | + 18      |           |           |                         |
|                     | - 30      | + 5       |              |              | + 30      | - 5       |           |           |                         |
|                     | + 82      | - 5       |              |              | + 82      | - 7       |           |           |                         |
|                     | + 30      | - 7       |              |              | - 30      | + 73      |           |           |                         |
|                     | + 30      | - 18      |              |              |           |           |           |           |                         |
|                     | + 82      | - 5       |              |              |           |           |           |           |                         |
| Total wins / period | 4 / 67%   | 2 / 33%   | 0 / 0%       | 1 / 100%     | 2 / 50%   | 2 / 50%   | 6 / 55%   | 5 / 45%   |                         |

#### PERIOD 2

|                     | CZE       |           | ITA          |              | CZE       |           | ITA       |           | Total wins<br>all zones |
|---------------------|-----------|-----------|--------------|--------------|-----------|-----------|-----------|-----------|-------------------------|
|                     | Def. zone | Att. zone | Neutral zone | Neutral zone | Att. zone | Def. zone | Att. zone | Def. zone |                         |
|                     | - 82      | + 5       | - 82         | + 5          | - 82      | + 73      |           |           |                         |
|                     | + 82      | - 5       |              |              | - 30      | + 5       |           |           |                         |
|                     | + 30      | - 18      |              |              | + 82      | - 7       |           |           |                         |
|                     | - 30      | + 5       |              |              | + 82      | - 5       |           |           |                         |
|                     | - 82      | + 18      |              |              | + 82      | - 73      |           |           |                         |
|                     | + 24      | - 73      |              |              |           |           |           |           |                         |
|                     | - 82      | + 7       |              |              |           |           |           |           |                         |
|                     | - 75      | + 73      |              |              |           |           |           |           |                         |
|                     | - 75      | + 73      |              |              |           |           |           |           |                         |
| Total wins / period | 3 / 33%   | 6 / 67%   | 0 / 0%       | 1 / 100%     | 3 / 60%   | 2 / 40%   | 6 / 40%   | 9 / 60%   |                         |

#### PERIOD 3

|                     | CZE       |           | ITA          |              | CZE       |           | ITA       |           | Total wins<br>all zones |
|---------------------|-----------|-----------|--------------|--------------|-----------|-----------|-----------|-----------|-------------------------|
|                     | Def. zone | Att. zone | Neutral zone | Neutral zone | Att. zone | Def. zone | Att. zone | Def. zone |                         |
|                     | + 30      | - 73      | + 82         | - 5          | + 82      | - 5       |           |           |                         |
|                     | - 30      | + 73      | - 30         | + 18         |           |           |           |           |                         |
|                     | - 82      | + 18      | - 30         | + 73         |           |           |           |           |                         |
|                     | + 82      | - 5       | - 30         | + 73         |           |           |           |           |                         |
|                     | + 30      | - 5       | + 82         | - 18         |           |           |           |           |                         |
|                     | - 82      | + 5       | + 82         | - 18         |           |           |           |           |                         |
|                     | + 82      | - 5       | + 30         | - 5          |           |           |           |           |                         |
|                     | - 30      | + 5       | - 30         | + 73         |           |           |           |           |                         |
|                     | - 82      | + 73      | - 82         | + 7          |           |           |           |           |                         |
| Total wins / period | 4 / 44%   | 5 / 56%   | 4 / 44%      | 5 / 56%      | 1 / 100%  | 0 / 0%    | 9 / 47%   | 10 / 53%  |                         |

#### TOTAL

|                   | CZE       |           | ITA          |              | CZE       |           | ITA       |           | Total wins<br>all zones |
|-------------------|-----------|-----------|--------------|--------------|-----------|-----------|-----------|-----------|-------------------------|
|                   | Def. zone | Att. zone | Neutral zone | Neutral zone | Att. zone | Def. zone | Att. zone | Def. zone |                         |
| Total wins / game | 11 / 46%  | 13 / 54%  | 4 / 36%      | 7 / 64%      | 6 / 60%   | 4 / 40%   | 21 / 47%  | 24 / 53%  |                         |



HEAD TO HEAD

|           |                 | ITA       |           |           |           |           |           |           |          |          |
|-----------|-----------------|-----------|-----------|-----------|-----------|-----------|-----------|-----------|----------|----------|
| No.       | 5               | 7         | 18        | 73        | Tot       | wins CZE  | Dz        | Nz        | Az       |          |
| CZE       | 24              |           |           |           | 1 - 0     | 1         | 1<br>100% | 1<br>100% |          |          |
|           | 30              | 3 - 5     | 1 - 0     | 2 - 1     | 1 - 5     | 18        | 7<br>39%  | 5<br>50%  | 1<br>20% | 1<br>33% |
|           | 75              |           |           |           | 0 - 2     | 2         | 0<br>0%   | 0<br>0%   |          |          |
|           | 82              | 8 - 4     | 2 - 2     | 2 - 3     | 1 - 2     | 24        | 13<br>54% | 5<br>45%  | 3<br>50% | 5<br>71% |
|           | <b>Tot</b>      | 20        | 5         | 8         | 12        | 45        | 21<br>47% | 11<br>46% | 4<br>36% | 6<br>60% |
|           | <b>wins ITA</b> | 9<br>45%  | 2<br>40%  | 4<br>50%  | 9<br>75%  | 24<br>53% |           |           |          |          |
| <b>Dz</b> | 1<br>25%        | 0<br>0%   | 1<br>100% | 2<br>67%  | 4<br>40%  |           |           |           |          |          |
| <b>Nz</b> | 2<br>50%        | 1<br>100% | 1<br>33%  | 3<br>100% | 7<br>64%  |           |           |           |          |          |
| <b>Az</b> | 6<br>50%        | 1<br>50%  | 2<br>50%  | 4<br>67%  | 13<br>54% |           |           |           |          |          |

LEGEND

**Az** Attacking zone      **Dz** Defending zone      **Nz** Neutral zone      **Tot** Total face-offs played





## Line-Ups

Составы

### CAN - NOR

#### Referee(s)

MORRISON Johnathan (USA)

#### Goalkeepers

Team: CAN

| No | Name            | Gen |
|----|-----------------|-----|
| 30 | WATSON Corbin   | M   |
| 22 | ST-AMAND Benoit | M   |

#### Team Line-ups

Team: CAN (red)

| No | Pos | Name             | Gen |
|----|-----|------------------|-----|
| 11 | D   | DIXON Adam +A    | M   |
| 14 | D   | ARSENAULT Steve  | M   |
| 12 | F   | WESTLAKE Greg +C | M   |
| 18 | F   | BRIDGES Billy    | M   |
| 27 | F   | BOWDEN Brad +A   | M   |
| 4  | D   | WHITSON Derek    | M   |
| 29 | D   | MURRAY Graeme    | M   |
| 5  | F   | REMPEL Kevin     | M   |
| 7  | F   | DORION Marc      | M   |
| 26 | F   | LAROCQUE Dominic | M   |
| 8  | F   | McGREGOR Tyler   | M   |
| 9  | F   | GALE Anthony     | M   |
| 10 | F   | DELANEY Ben      | M   |

Head Coach: MONDIN Mike

#### NOT DRESSED:

|    |   |               |   |
|----|---|---------------|---|
| 20 | F | LUDWIG Karl   | M |
| 25 | D | GEMMELL James | M |

#### Linesmen

FRERICHS Brian (USA) , YUDAKOV Sergey (RUS)

Team: NOR

| No | Name                  | Gen |
|----|-----------------------|-----|
| 2  | BUEN Kristian         | M   |
| 18 | HAMAR Kjell Christian | M   |

Team: NOR (white)

| No | Pos | Name                           | Gen |
|----|-----|--------------------------------|-----|
| 3  | D   | PEDERSEN Rolf Einar            | M   |
| 7  | D   | HAGEN Eskil                    | M   |
| 23 | D   | KLAKEGG Jan Roger +C           | M   |
| 17 | F   | SOLBERG Loyd-Remi Pallander +A | M   |
| 22 | F   | BAKKE Audun                    | M   |
| 16 | D   | NORDSTOGA Knut Andre           | M   |
| 9  | F   | VAERNES Morten +A              | M   |
| 12 | F   | BOGLE Magnus                   | M   |
| 15 | F   | SORHEIM Emil                   | M   |
| 20 | F   | HAMRE Martin                   | M   |
| 6  | F   | KIRSTISTUEN Emil               | M   |
| 10 | F   | RIVERA Tor Joakim              | M   |
| 21 | F   | AUSTEVOLL Ole Bjarte           | M   |

Head Coach: HAGLUND Morten

#### NOT DRESSED:

|   |   |                |   |
|---|---|----------------|---|
| 8 | F | SVEE Stig Tore | M |
|---|---|----------------|---|

#### LEGEND

|           |               |            |          |            |                   |           |         |
|-----------|---------------|------------|----------|------------|-------------------|-----------|---------|
| <b>D</b>  | Defence       | <b>F</b>   | Forward  | <b>Gen</b> | Gender            | <b>M</b>  | Male    |
| <b>No</b> | Jersey number | <b>Pos</b> | Position | <b>+A</b>  | Assistant captain | <b>+C</b> | Captain |



SAT 15 MAR 2014

Start Time 13:00 / End Time 14:53

## Game Summary

Общая игровая статистика

**CAN - NOR 3 - 0 (0 - 0, 3 - 0, 0 - 0)**

| Spectators | Referee(s)               | Linesmen                                    |
|------------|--------------------------|---|
| 4823       | MORRISON Johnathan (USA) | FRERICHS Brian (USA) , YUDAKOV Sergey (RUS) |

### Team Statistics

| Period       | Score        | SVS            | SOG            | PIM           | TPP                  | PPG          | SHG          |
|--------------|--------------|----------------|----------------|---------------|----------------------|--------------|--------------|
| 1            | 0 : 0        | 5 : 9          | 9 : 5          | 0 : 2         | 02:00 : 00:00        | 0 : 0        | 0 : 0        |
| 2            | 3 : 0        | 4 : 1          | 4 : 4          | 4 : 6         | 01:04 : 01:59        | 1 : 0        | 0 : 0        |
| 3            | 0 : 0        | 1 : 5          | 5 : 1          | 2 : 2         | 02:20 : 00:41        | 0 : 0        | 0 : 0        |
| <b>Total</b> | <b>3 : 0</b> | <b>10 : 15</b> | <b>18 : 10</b> | <b>6 : 10</b> | <b>05:24 : 02:40</b> | <b>1 : 0</b> | <b>0 : 0</b> |

### 1st Period

| Action  | Time  | ET/Res | Team | Type   | No | Name         | (G) | Name of Assistant(s) / Action Description |
|---------|-------|--------|------|--------|----|--------------|-----|---|
| GK      | 00:00 |        | CAN  |        | 30 | WATSON C     |     | - Goalkeeper in                           |
| GK      | 00:00 |        | NOR  |        | 2  | BUEN K       |     | - Goalkeeper in                           |
| Penalty | 07:36 | 09:36  | NOR  | 2 min. | 16 | NORDSTOGA KA |     | - Teeing                                  |

### 2nd Period

| Action      | Time         | ET/Res       | Team       | Type       | No        | Name             | (G) | Name of Assistant(s) / Action Description  |
|-------------|--------------|--------------|------------|------------|-----------|------------------|-----|--|
| <b>Goal</b> | <b>15:30</b> | <b>1 : 0</b> | <b>CAN</b> | <b>EQ</b>  | <b>27</b> | <b>BOWDEN B</b>  | (1) | 14 ARSENAULT S<br>On Ice CAN 30 11 12 14 18 27<br>NOR 2 3 7 15 22 23               |
| <b>Goal</b> | <b>17:22</b> | <b>2 : 0</b> | <b>CAN</b> | <b>EQ</b>  | <b>18</b> | <b>BRIDGES B</b> | (2) | 12 WESTLAKE G<br>27 BOWDEN B<br>On Ice CAN 30 11 12 14 18 27<br>NOR 2 7 9 12 17 20 |
| Penalty     | 20:58        | 21:42        | NOR        | 2 min.     | 17        | SOLBERG LRP      |     | - Roughing   |
| <b>Goal</b> | <b>21:42</b> | <b>3 : 0</b> | <b>CAN</b> | <b>PP1</b> | <b>18</b> | <b>BRIDGES B</b> | (3) | 11 DIXON A<br>27 BOWDEN B<br>On Ice CAN 30 5 11 12 18 27<br>NOR 2 9 12 16 22 *     |
| Penalty     | 23:59        | 25:59        | CAN        | 2 min.     | 12        | WESTLAKE G       |     | - Teeing   |
| Penalty     | 23:59        | 25:59        | NOR        | 2 min.     | 3         | PEDERSEN RE      |     | - Roughing   |
| Penalty     | 27:40        | 29:40        | CAN        | 2 min.     | 29        | MURRAY G         |     | - Interference   |
| Penalty     | 29:39        | 31:39        | NOR        | 2 min.     | 16        | NORDSTOGA KA     |     | - Interference   |

### 3rd Period

| Action  | Time  | ET/Res | Team | Type   | No | Name        | (G) | Name of Assistant(s) / Action Description |
|---------|-------|--------|------|--------|----|-------------|-----|---|
| Penalty | 34:59 | 36:59  | CAN  | 2 min. | 29 | MURRAY G    |     | - Holding an opponent                     |
| Penalty | 35:40 | 37:40  | NOR  | 2 min. | 3  | PEDERSEN RE |     | - High Sticking                           |
| GK      | 45:00 |        | CAN  |        |    |             |     | 30 WATSON C - Goalkeeper out              |
| GK      | 45:00 |        | NOR  |        |    |             |     | 2 BUEN K - Goalkeeper out                 |

### Goalkeeper Records

Team : CAN - Canada

| No | Name            | SOG | SVS | MIP   |
|----|-----------------|-----|-----|-------|
| 30 | WATSON Corbin   | 10  | 10  | 45:00 |
| 22 | ST-AMAND Benoit |     |     |       |

Team : NOR - Norway

| No | Name                  | SOG | SVS | MIP   |
|----|-----------------------|-----|-----|-------|
| 2  | BUEN Kristian         | 18  | 15  | 45:00 |
| 18 | HAMAR Kjell Christian |     |     |       |

### Game Statistics

Team : CAN (red)

Head Coach : MONDIN Mike

| No | Pos | Name             | Gen | G | A | P | PIM | FO+ | FO- | FO+/- | Shots on Goal |   |   |    | TS | +/- | Time on Ice |      |      | TOT   | SHF | AVG  |
|----|-----|------------------|-----|---|---|---|-----|-----|-----|-------|---------------|---|---|----|----|-----|-------------|------|------|-------|-----|------|
|    |     |                  |     |   |   |   |     |     |     |       | 1             | 2 | 3 | OT |    |     | 1           | 2    | 3    |       |     |      |
| 11 | D   | DIXON Adam +A    | M   | 0 | 1 | 1 | 0   | 0   | 0   | 0     | 0.00          | 0 | 0 | 0  | 0  | +2  | 7:33        | 8:19 | 8:57 | 24:49 | 20  | 1:14 |
| 12 | F   | WESTLAKE Greg +C | M   | 0 | 1 | 1 | 2   | 1   | 2   | -1    | 33.33         | 2 | 0 | 1  | 3  | +2  | 7:31        | 4:59 | 6:17 | 18:47 | 21  | 0:53 |
| 14 | D   | ARSENAULT Steve  | M   | 0 | 1 | 1 | 0   | 0   | 0   | 0     | 0.00          | 0 | 0 | 0  | 0  | +2  | 6:52        | 7:23 | 7:35 | 21:50 | 18  | 1:12 |
| 18 | F   | BRIDGES Billy    | M   | 2 | 0 | 2 | 0   | 9   | 7   | 2     | 56.25         | 1 | 2 | 1  | 4  | +2  | 7:45        | 5:26 | 7:04 | 20:15 | 20  | 1:00 |
| 27 | F   | BOWDEN Brad +A   | M   | 1 | 2 | 3 | 0   | 0   | 0   | 0     | 0.00          | 1 | 1 | 2  | 4  | +2  | 7:26        | 4:49 | 4:47 | 17:02 | 20  | 0:51 |
| 4  | D   | WHITSON Derek    | M   | 0 | 0 | 0 | 0   | 0   | 0   | 0     | 0.00          | 2 | 0 | 0  | 2  | 0   | 7:27        | 7:03 | 6:05 | 20:35 | 18  | 1:08 |
| 5  | F   | REMPEL Kevin     | M   | 0 | 0 | 0 | 0   | 7   | 3   | 4     | 70.00         | 0 | 0 | 1  | 1  | 0   | 3:24        | 6:52 | 5:26 | 15:42 | 18  | 0:52 |
| 7  | F   | DORION Marc      | M   | 0 | 0 | 0 | 0   | 0   | 3   | -3    | 0.00          | 0 | 0 | 0  | 0  | 0   | 4:23        | 6:00 | 4:39 | 15:02 | 16  | 0:56 |



SAT 15 MAR 2014

Start Time 13:00 / End Time 14:53

| Head Coach : MONDIN Mike |     |                  |     |          |          |          |          |           |           |          | Shots on Goal |          |          |          | Time on Ice |           |     |      |      |      |    |       |     |      |
|--------------------------|-----|------------------|-----|----------|----------|----------|----------|-----------|-----------|----------|---------------|----------|----------|----------|-------------|-----------|-----|------|------|------|----|-------|-----|------|
| No                       | Pos | Name             | Gen | G        | A        | P        | PIM      | FO+       | FO-       | FO+/-    | FO%           | 1        | 2        | 3        | OT          | TS        | +/- | 1    | 2    | 3    | OT | TOT   | SHF | AVG  |
| 26                       | F   | LAROCQUE Dominic | M   | 0        | 0        | 0        | 0        | 0         | 0         | 0        | 0.00          | 0        | 1        | 0        |             | 1         | 0   | 3:29 | 3:58 | 3:57 |    | 11:24 | 14  | 0:48 |
| 29                       | D   | MURRAY Graeme    | M   | 0        | 0        | 0        | 4        | 0         | 0         | 0        | 0.00          | 0        | 0        | 0        |             | 0         | 0   | 6:53 | 5:52 | 6:06 |    | 18:51 | 20  | 0:56 |
| 8                        | F   | McGREGOR Tyler   | M   | 0        | 0        | 0        | 0        | 0         | 0         | 0        | 0.00          | 2        | 0        | 0        |             | 2         | 0   | 3:38 | 3:36 | 4:02 |    | 11:16 | 16  | 0:42 |
| 9                        | F   | GALE Anthony     | M   | 0        | 0        | 0        | 0        | 6         | 6         | 0        | 50.00         | 1        | 0        | 0        |             | 1         | 0   | 4:47 | 3:46 | 3:53 |    | 12:26 | 18  | 0:41 |
| 10                       | F   | DELANEY Ben      | M   | 0        | 0        | 0        | 0        | 1         | 1         | 0        | 50.00         | 0        | 0        | 0        |             | 0         | 0   | 3:21 | 2:43 | 3:43 |    | 9:47  | 14  | 0:41 |
| 22                       | GK  | ST-AMAND Benoit  | M   | 0        | 0        | 0        | 0        |           |           |          |               | 0        | 0        | 0        |             | 0         |     |      |      |      |    |       |     |      |
| 30                       | GK  | WATSON Corbin    | M   | 0        | 0        | 0        | 0        |           |           |          |               | 0        | 0        | 0        |             | 0         |     |      |      |      |    |       |     |      |
| <b>Total</b>             |     |                  |     | <b>3</b> | <b>5</b> | <b>8</b> | <b>6</b> | <b>24</b> | <b>22</b> | <b>2</b> | <b>52.17</b>  | <b>9</b> | <b>4</b> | <b>5</b> |             | <b>18</b> |     |      |      |      |    |       |     |      |

Team : NOR (white)

| Head Coach : HAGLUND Morten |     |                                   |     |          |          |          |           |           |           |           | Shots on Goal |          |          |          | Time on Ice |           |     |      |      |       |    |       |     |      |  |
|-----------------------------|-----|-----------------------------------|-----|----------|----------|----------|-----------|-----------|-----------|-----------|---------------|----------|----------|----------|-------------|-----------|-----|------|------|-------|----|-------|-----|------|--|
| No                          | Pos | Name                              | Gen | G        | A        | P        | PIM       | FO+       | FO-       | FO+/-     | FO%           | 1        | 2        | 3        | OT          | TS        | +/- | 1    | 2    | 3     | OT | TOT   | SHF | AVG  |  |
| 3                           | D   | PEDERSEN Rolf Einar               | M   | 0        | 0        | 0        | 4         | 9         | 10        | -1        | 47.37         | 1        | 0        | 0        |             | 1         | -1  | 7:47 | 7:03 | 8:07  |    | 22:57 | 23  | 0:59 |  |
| 7                           | D   | HAGEN Eskil                       | M   | 0        | 0        | 0        | 0         | 0         | 1         | -1        | 0.00          | 0        | 0        | 0        |             | 0         | -2  | 7:31 | 7:37 | 10:03 |    | 25:11 | 23  | 1:05 |  |
| 17                          | F   | SOLBERG Loyd-Remi<br>Pallander +A | M   | 0        | 0        | 0        | 2         | 0         | 0         | 0         | 0.00          | 0        | 2        | 0        |             | 2         | -1  | 6:52 | 8:00 | 8:44  |    | 23:36 | 20  | 1:10 |  |
| 22                          | F   | BAKKE Audun                       | M   | 0        | 0        | 0        | 0         | 1         | 0         | 1         | 100.00        | 1        | 2        | 1        |             | 4         | -1  | 9:22 | 8:23 | 8:20  |    | 26:05 | 21  | 1:14 |  |
| 23                          | D   | KLAKEGG Jan Roger +C              | M   | 0        | 0        | 0        | 0         | 5         | 2         | 3         | 71.43         | 1        | 0        | 0        |             | 1         | -1  | 9:50 | 7:24 | 7:39  |    | 24:53 | 22  | 1:07 |  |
| 9                           | F   | VAERNES Morten +A                 | M   | 0        | 0        | 0        | 0         | 0         | 3         | -3        | 0.00          | 1        | 0        | 0        |             | 1         | -1  | 6:45 | 6:39 | 7:41  |    | 21:05 | 21  | 1:00 |  |
| 12                          | F   | BOGLE Magnus                      | M   | 0        | 0        | 0        | 0         | 7         | 5         | 2         | 58.33         | 1        | 0        | 0        |             | 1         | -1  | 5:40 | 6:55 | 0:59  |    | 13:34 | 14  | 0:58 |  |
| 15                          | F   | SORHEIM Emil                      | M   | 0        | 0        | 0        | 0         | 0         | 3         | -3        | 0.00          | 0        | 0        | 0        |             | 0         | -1  | 6:18 | 5:59 | 4:57  |    | 17:14 | 20  | 0:51 |  |
| 16                          | D   | NORDSTOGA Knut Andre              | M   | 0        | 0        | 0        | 4         | 0         | 0         | 0         | 0.00          | 0        | 0        | 0        |             | 0         | 0   | 6:22 | 7:05 | 6:14  |    | 19:41 | 20  | 0:59 |  |
| 20                          | F   | HAMRE Martin                      | M   | 0        | 0        | 0        | 0         | 0         | 0         | 0         | 0.00          | 0        | 0        | 0        |             | 0         | -1  | 6:28 | 6:22 | 4:12  |    | 17:02 | 18  | 0:56 |  |
| 6                           | F   | KIRSTISTUEN Emil                  | M   | 0        | 0        | 0        | 0         | 0         | 0         | 0         | 0.00          | 0        | 0        | 0        |             | 0         | 0   | 0:00 | 0:00 | 0:00  |    | 0:00  | 0   | 0:00 |  |
| 10                          | F   | RIVERA Tor Joakim                 | M   | 0        | 0        | 0        | 0         | 0         | 0         | 0         | 0.00          | 0        | 0        | 0        |             | 0         | 0   | 0:23 | 0:00 | 0:00  |    | 0:23  | 1   | 0:23 |  |
| 21                          | F   | AUSTEVOLL Ole Bjarte              | M   | 0        | 0        | 0        | 0         | 0         | 0         | 0         | 0.00          | 0        | 0        | 0        |             | 0         | 0   | 0:00 | 0:34 | 4:42  |    | 5:16  | 4   | 1:19 |  |
| 2                           | GK  | BUEN Kristian                     | M   | 0        | 0        | 0        | 0         |           |           |           |               | 0        | 0        | 0        |             | 0         |     |      |      |       |    |       |     |      |  |
| 18                          | GK  | HAMAR Kjell Christian             | M   | 0        | 0        | 0        | 0         |           |           |           |               | 0        | 0        | 0        |             | 0         |     |      |      |       |    |       |     |      |  |
| <b>Total</b>                |     |                                   |     | <b>0</b> | <b>0</b> | <b>0</b> | <b>10</b> | <b>22</b> | <b>24</b> | <b>-2</b> | <b>47.83</b>  | <b>5</b> | <b>4</b> | <b>1</b> |             | <b>10</b> |     |      |      |       |    |       |     |      |  |

LEGEND

|                                 |        |                                 |       |                             |     |                      |
|---------------------------------|--------|---------------------------------|-------|-----------------------------|-----|----------------------|
| (G) Goals in tournament         | *      | does not count for Plus/minus   | +/-   | Plus/minus net              | +A  | Assistant captain    |
| +C Captain                      | A      | Assists                         | AVG   | Average time on ice / shift | D   | Defence              |
| EQ Equal strength               | ET/Res | Penalty end time/Result of game | F     | Forward                     | FO- | Face-offs lost       |
| FO% Face-offs won as percentage | FO+    | Face-offs won                   | FO+/- | Face-offs net               | G   | Goals                |
| Gen Gender                      | GK     | Goalkeeper                      | M     | Male                        | MIP | Minutes in play (GK) |
| No Jersey number                | OT     | Overtime                        | P     | Points                      | PIM | Penalties in minutes |
| Pos Position                    | PP1    | Power play - 1 player           | PPG   | Power play goals            | SHF | Number of shifts     |
| SHG Shorthanded goals           | SOG    | Shots on goal                   | SVS   | Saves                       | TOT | Total                |
| TPP Time on power play          | TS     | Total shots                     |       |                             |     |                      |



SAT 15 MAR 2014  
Start Time 13:00

Shot Chart

Таблица бросков

CAN - NOR

Shots by NOR

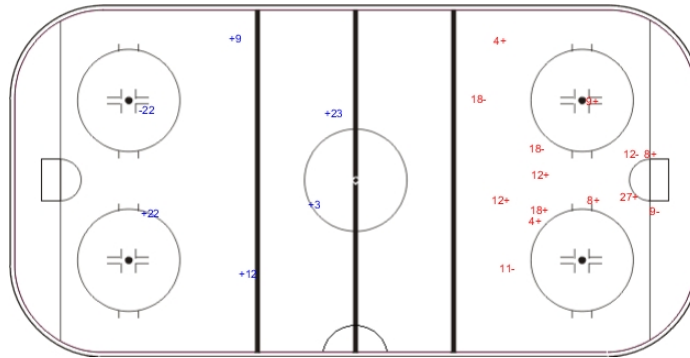
Goals (o): 0 SSG (+): 5  
SSP (<): 0 SPG (-): 1



GK 30 of CAN



Period: 1



Shots by CAN

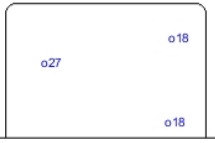
Goals (o): 0 SSG (+): 9  
SSP (>): 0 SPG (-): 5



GK 2 of NOR

Shots by CAN

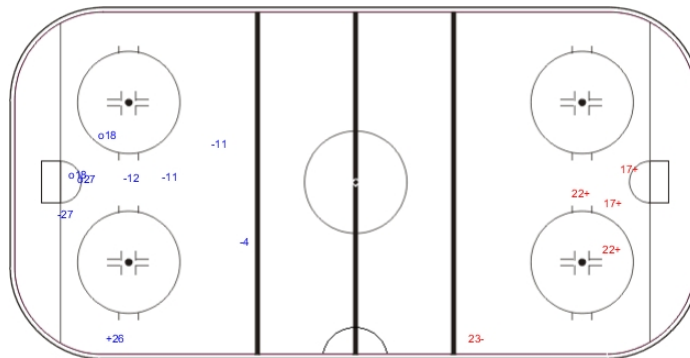
Goals (o): 3 SSG (+): 1  
SSP (<): 0 SPG (-): 5



GK 2 of NOR



Period: 2



Shots by NOR

Goals (o): 0 SSG (+): 4  
SSP (>): 0 SPG (-): 1



GK 30 of CAN

Shots by NOR

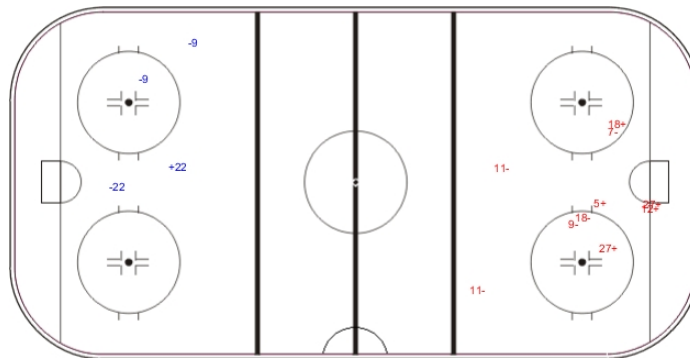
Goals (o): 0 SSG (+): 1  
SSP (<): 0 SPG (-): 3



GK 30 of CAN



Period: 3



Shots by CAN

Goals (o): 0 SSG (+): 5  
SSP (>): 0 SPG (-): 5



GK 2 of NOR

LEGEND

GK Goalkeeper SPG Shots past goal SSG Shots saved by goalkeeper SSP Shots saved by player



## Face-off Chart

Таблица вбрасываний

### CAN - NOR

#### PERIOD 1

|                     | CAN       |           | NOR          |          | CAN       |           | NOR |  |                         |         |
|---------------------|-----------|-----------|--------------|----------|-----------|-----------|-----|--|-------------------------|---------|
|                     | Def. zone | Att. zone | Neutral zone |          | Att. zone | Def. zone |     |  |                         |         |
|                     | + 9       | - 12      | - 18         | + 3      | - 7       | + 22      |     |  | Total wins<br>all zones |         |
|                     | + 9       | - 3       | - 7          | + 12     | - 9       | + 3       |     |  |                         |         |
|                     | - 18      | + 12      | - 9          | + 12     | - 9       | + 23      |     |  |                         |         |
|                     |           |           |              |          | + 18      | - 3       |     |  |                         |         |
|                     |           |           |              |          | + 5       | - 12      |     |  |                         |         |
|                     |           |           |              |          | - 7       | + 3       |     |  |                         |         |
|                     |           |           |              |          | + 9       | - 3       |     |  |                         |         |
|                     |           |           |              |          | - 18      | + 12      |     |  |                         |         |
|                     |           |           |              |          | + 9       | - 9       |     |  |                         |         |
| Total wins / period | 2 / 67%   | 1 / 33%   | 0 / 0%       | 3 / 100% | 4 / 44%   | 5 / 56%   |     |  |                         |         |
|                     |           |           |              |          |           |           |     |  | Total wins<br>all zones |         |
|                     |           |           |              |          |           |           |     |  | CAN                     | NOR     |
|                     |           |           |              |          |           |           |     |  | 6 / 40%                 | 9 / 60% |

#### PERIOD 2

|                     | CAN       |           | NOR          |         | CAN       |           | NOR |  |                         |                         |     |
|---------------------|-----------|-----------|--------------|---------|-----------|-----------|-----|--|-------------------------|-------------------------|-----|
|                     | Def. zone | Att. zone | Neutral zone |         | Att. zone | Def. zone |     |  |                         |                         |     |
|                     | - 5       | + 12      | + 18         | - 3     | - 18      | + 12      |     |  | Total wins<br>all zones |                         |     |
|                     | - 5       | + 23      | + 5          | - 12    | + 9       | - 12      |     |  |                         |                         |     |
|                     | + 18      | - 9       | + 5          | - 3     | + 18      | - 9       |     |  |                         |                         |     |
|                     | - 12      | + 3       | - 9          | + 3     | + 5       | - 12      |     |  |                         |                         |     |
|                     | - 12      | + 3       | - 5          | + 12    | - 18      | + 23      |     |  |                         |                         |     |
|                     | + 18      | - 3       | - 9          | + 23    | - 18      | + 23      |     |  |                         |                         |     |
|                     | + 18      | - 15      |              |         |           |           |     |  |                         |                         |     |
| Total wins / period | 3 / 43%   | 4 / 57%   | 3 / 50%      | 3 / 50% | 3 / 50%   | 3 / 50%   |     |  |                         |                         |     |
|                     |           |           |              |         |           |           |     |  |                         | Total wins<br>all zones |     |
|                     |           |           |              |         |           |           |     |  |                         | CAN                     | NOR |
|                     |           |           |              |         |           |           |     |  | 9 / 47%                 | 10 / 53%                |     |

#### PERIOD 3

|                     | CAN       |           | NOR          |         | CAN       |           | NOR |  |                         |                         |         |
|---------------------|-----------|-----------|--------------|---------|-----------|-----------|-----|--|-------------------------|-------------------------|---------|
|                     | Def. zone | Att. zone | Neutral zone |         | Att. zone | Def. zone |     |  |                         |                         |         |
|                     | + 5       | - 7       | + 18         | - 23    | + 18      | - 3       |     |  | Total wins<br>all zones |                         |         |
|                     | + 12      | - 3       | - 18         | + 3     | - 9       | + 3       |     |  |                         |                         |         |
|                     | + 9       | - 3       | + 5          | - 15    | + 5       | - 15      |     |  |                         |                         |         |
|                     |           |           | - 10         | + 3     | + 18      | - 23      |     |  |                         |                         |         |
|                     |           |           |              |         | + 10      | - 3       |     |  |                         |                         |         |
| Total wins / period | 3 / 100%  | 0 / 0%    | 2 / 50%      | 2 / 50% | 4 / 80%   | 1 / 20%   |     |  |                         |                         |         |
|                     |           |           |              |         |           |           |     |  |                         | Total wins<br>all zones |         |
|                     |           |           |              |         |           |           |     |  |                         | CAN                     | NOR     |
|                     |           |           |              |         |           |           |     |  |                         | 9 / 75%                 | 3 / 25% |

#### TOTAL

|                   | CAN       |           | NOR          |         | CAN       |           | NOR |  |                         |          |
|-------------------|-----------|-----------|--------------|---------|-----------|-----------|-----|--|-------------------------|----------|
|                   | Def. zone | Att. zone | Neutral zone |         | Att. zone | Def. zone |     |  |                         |          |
| Total wins / game | 8 / 62%   | 5 / 38%   | 5 / 38%      | 8 / 62% | 11 / 55%  | 9 / 45%   |     |  |                         |          |
|                   |           |           |              |         |           |           |     |  | Total wins<br>all zones |          |
|                   |           |           |              |         |           |           |     |  | CAN                     | NOR      |
|                   |           |           |              |         |           |           |     |  | 24 / 52%                | 22 / 48% |



HEAD TO HEAD

|          |    | NOR      |         |         |          |         |           |           |           |           |           |          |           |
|----------|----|----------|---------|---------|----------|---------|-----------|-----------|-----------|-----------|-----------|----------|-----------|
| No.      |    | 3        | 7       | 9       | 12       | 15      | 22        | 23        | Tot       | wins CAN  | Dz        | Nz       | Az        |
| CAN      | 5  | 1 - 0    | 1 - 0   |         | 3 - 2    | 2 - 0   |           | 0 - 1     | 10        | 7<br>70%  | 1<br>33%  | 3<br>75% | 3<br>100% |
|          | 7  | 0 - 1    |         |         | 0 - 1    |         | 0 - 1     |           | 3         | 0<br>0%   |           | 0<br>0%  | 0<br>0%   |
|          | 9  | 3 - 3    |         | 1 - 0   | 2 - 1    |         |           | 0 - 2     | 12        | 6<br>50%  | 3<br>100% | 0<br>0%  | 3<br>50%  |
|          | 10 | 1 - 1    |         |         |          |         |           |           | 2         | 1<br>50%  |           | 0<br>0%  | 1<br>100% |
|          | 12 | 1 - 2    |         |         |          |         |           |           | 3         | 1<br>33%  | 1<br>33%  |          |           |
|          | 18 | 4 - 2    |         | 2 - 0   | 0 - 3    | 1 - 0   |           | 2 - 2     | 16        | 9<br>56%  | 3<br>75%  | 2<br>50% | 4<br>50%  |
| Tot      |    | 19       | 1       | 3       | 12       | 3       | 1         | 7         | 46        | 24<br>52% | 8<br>62%  | 5<br>38% | 11<br>55% |
| wins NOR |    | 9<br>47% | 0<br>0% | 0<br>0% | 7<br>58% | 0<br>0% | 1<br>100% | 5<br>71%  | 22<br>48% |           |           |          |           |
| Dz       |    | 3<br>43% |         | 0<br>0% | 2<br>40% | 0<br>0% | 1<br>100% | 3<br>75%  | 9<br>45%  |           |           |          |           |
| Nz       |    | 4<br>67% |         |         | 3<br>75% | 0<br>0% |           | 1<br>50%  | 8<br>62%  |           |           |          |           |
| Az       |    | 2<br>33% | 0<br>0% | 0<br>0% | 2<br>67% | 0<br>0% |           | 1<br>100% | 5<br>38%  |           |           |          |           |

LEGEND

Az Attacking zone Dz Defending zone Nz Neutral zone Tot Total face-offs played



## Line-Ups

Составы

### USA - RUS

#### Referee(s)

BOESE Paul (CAN)

#### Goalkeepers

Team: USA

| No | Name       | Gen |
|----|------------|-----|
| 34 | CASH Steve | M   |
| 1  | LEE Jen    | M   |

#### Team Line-ups

Team: USA (white)

| No | Pos | Name              | Gen |
|----|-----|-------------------|-----|
| 11 | D   | CARRON Tyler      | M   |
| 19 | D   | CHACE Taylor +A   | M   |
| 13 | F   | SWEENEY Joshua +A | M   |
| 23 | F   | ROMAN Rico        | M   |
| 28 | F   | SCHAUS Paul       | M   |
| 9  | D   | YOHE Andy +C      | M   |
| 15 | D   | LANDEROS Nikko    | M   |
| 4  | F   | ROYBAL Brody      | M   |
| 6  | F   | FARMER Declan     | M   |
| 27 | F   | PAULS Joshua      | M   |
| 8  | F   | SHAW Greg         | M   |
| 14 | F   | McCOY Daniel      | M   |
| 20 | F   | PAGE Adam         | M   |

Head Coach: SAUER Jeff

#### NOT DRESSED:

|    |   |                |   |
|----|---|----------------|---|
| 7  | F | LIPSETT Taylor | M |
| 18 | F | McKEE Kevin    | M |

#### Linesmen

CLARK Matthew (CAN) , WESLEY Leon (CZE)

Team: RUS

| No | Name               | Gen |
|----|--------------------|-----|
| 20 | KAMANTCEV Vladimir | M   |
| 1  | IVANOV Mikhail     | M   |

Team: RUS (red)

| No | Pos | Name                | Gen |
|----|-----|---------------------|-----|
| 2  | D   | LYSOV Aleksei       | M   |
| 19 | D   | KUZNETSOV Ivan      | M   |
| 8  | F   | LISOV Dmitrii +C    | M   |
| 22 | F   | TERENTYEV Nikolay   | M   |
| 23 | F   | VOLKOV Ilia +A      | M   |
| 5  | D   | VARLAKOV Vasilii    | M   |
| 17 | D   | SELYUKIN Vadim +A   | M   |
| 9  | F   | SHIKHOV Konstantin  | M   |
| 11 | F   | AMOSOV Alexey       | M   |
| 21 | F   | PETROV Evgeny       | M   |
| 6  | D   | LITVINENKO Vladimir | M   |
| 10 | F   | TUCHIN Ruslan       | M   |
| 14 | F   | POPOV Ilia          | M   |

Head Coach: SAMOYLOV Sergey

#### NOT DRESSED:

|    |   |                    |   |
|----|---|--------------------|---|
| 4  | D | ANDRIYANOV Maxim   | M |
| 16 | F | DVINYANINOV Andrey | M |

#### LEGEND

|           |               |            |          |            |                   |           |         |
|-----------|---------------|------------|----------|------------|-------------------|-----------|---------|
| <b>D</b>  | Defence       | <b>F</b>   | Forward  | <b>Gen</b> | Gender            | <b>M</b>  | Male    |
| <b>No</b> | Jersey number | <b>Pos</b> | Position | <b>+A</b>  | Assistant captain | <b>+C</b> | Captain |



SAT 15 MAR 2014

Start Time 20:00 / End Time 21:39

## Game Summary

Общая игровая статистика

**USA - RUS 1 - 0 (0 - 0, 1 - 0, 0 - 0)**

| Spectators | Referee(s)       | Linesmen                                |
|------------|------------------|---|
| 6825       | BOESE Paul (CAN) | CLARK Matthew (CAN) , WESLEY Leon (CZE) |

### Team Statistics

| Period       | Score        | SVS          | SOG          | PIM          | TPP                  | PPG          | SHG          |
|--------------|--------------|--------------|--------------|--------------|----------------------|--------------|--------------|
| 1            | 0 : 0        | 2 : 1        | 1 : 2        | 0 : 2        | 01:37 : 00:00        | 0 : 0        | 0 : 0        |
| 2            | 1 : 0        | 1 : 1        | 2 : 1        | 4 : 0        | 00:23 : 02:28        | 0 : 0        | 0 : 0        |
| 3            | 0 : 0        | 3 : 1        | 1 : 3        | 0 : 0        | 00:00 : 01:32        | 0 : 0        | 0 : 0        |
| <b>Total</b> | <b>1 : 0</b> | <b>6 : 3</b> | <b>4 : 6</b> | <b>4 : 2</b> | <b>02:00 : 04:00</b> | <b>0 : 0</b> | <b>0 : 0</b> |

### 1st Period

| Action  | Time  | ET/Res | Team | Type   | No | Name        | (G) | Name of Assistant(s) / Action Description |
|---------|-------|--------|------|--------|----|-------------|-----|---|
| GK      | 00:00 |        | USA  |        | 34 | CASH S      |     | - Goalkeeper in                           |
| GK      | 00:00 |        | RUS  |        | 20 | KAMANTCEV V |     | - Goalkeeper in                           |
| Penalty | 13:23 | 15:23  | RUS  | 2 min. | 21 | PETROV E    |     | - Teeing                                  |

### 2nd Period

| Action      | Time         | ET/Res       | Team       | Type      | No        | Name             | (G) | Name of Assistant(s) / Action Description          |
|-------------|--------------|--------------|------------|-----------|-----------|------------------|-----|--|
| <b>Goal</b> | <b>24:28</b> | <b>1 : 0</b> | <b>USA</b> | <b>EQ</b> | <b>13</b> | <b>SWEENEY J</b> | (2) | On Ice USA 34 11 13 19 23 27<br>RUS 20 2 5 8 11 22 |
| Penalty     | 26:29        | 28:29        | USA        | 2 min.    | 23        | ROMAN R          |     | - Interference                                     |
| Time-out    | 26:29        |              | RUS        |           |           |                  |     |  |
| Penalty     | 29:32        | 31:32        | USA        | 2 min.    | 19        | CHACE T          |     | - Holding an opponent                              |

### 3rd Period

No game actions in this period

| Action | Time  | ET/Res | Team | Type | No | Name | (G) | Name of Assistant(s) / Action Description |
|--------|-------|--------|------|------|----|------|-----|---|
| GK     | 45:00 |        | USA  |      |    |      |     | 34 CASH S - Goalkeeper out                |
| GK     | 45:00 |        | RUS  |      |    |      |     | 20 KAMANTCEV V - Goalkeeper out           |

### Goalkeeper Records

Team : USA - United States

| No | Name       | SOG | SVS | MIP   |
|----|------------|-----|-----|-------|
| 34 | CASH Steve | 6   | 6   | 45:00 |
| 1  | LEE Jen    |     |     |       |

Team : RUS - Russian Federation

| No | Name               | SOG | SVS | MIP   |
|----|--------------------|-----|-----|-------|
| 20 | KAMANTCEV Vladimir | 4   | 3   | 45:00 |
| 1  | IVANOV Mikhail     |     |     |       |

### Game Statistics

Team : USA (white)

Head Coach : SAUER Jeff

| No | Pos | Name              | Gen | G | A | P | PIM | FO+ | FO- | FO+/- | FO%    | Shots on Goal |   |   |    | TS | +/-  | Time on Ice |       |   |       | TOT | SHF  | AVG |
|----|-----|-------------------|-----|---|---|---|-----|-----|-----|-------|--------|---------------|---|---|----|----|------|-------------|-------|---|-------|-----|------|-----|
|    |     |                   |     |   |   |   |     |     |     |       |        | 1             | 2 | 3 | OT |    |      | 1           | 2     | 3 | OT    |     |      |     |
| 11 | D   | CARRON Tyler      | M   | 0 | 0 | 0 | 0   | 0   | 0   | 0     | 0.00   | 0             | 0 | 0 | 0  | +1 | 6:31 | 4:17        | 5:48  |   | 16:36 | 10  | 1:39 |     |
| 13 | F   | SWEENEY Joshua +A | M   | 1 | 0 | 1 | 0   | 1   | 1   | 0     | 50.00  | 0             | 1 | 1 | 2  | +1 | 6:39 | 7:48        | 8:39  |   | 23:06 | 13  | 1:46 |     |
| 19 | D   | CHACE Taylor +A   | M   | 0 | 0 | 0 | 2   | 0   | 0   | 0     | 0.00   | 0             | 0 | 0 | 0  | +1 | 7:31 | 8:49        | 9:19  |   | 25:39 | 11  | 2:19 |     |
| 23 | F   | ROMAN Rico        | M   | 0 | 0 | 0 | 2   | 5   | 3   | 2     | 62.50  | 0             | 0 | 0 | 0  | +1 | 5:14 | 4:44        | 5:52  |   | 15:50 | 12  | 1:19 |     |
| 28 | F   | SCHAUS Paul       | M   | 0 | 0 | 0 | 0   | 0   | 0   | 0     | 0.00   | 0             | 0 | 0 | 0  | 0  | 3:41 | 6:09        | 7:04  |   | 16:54 | 13  | 1:18 |     |
| 4  | F   | ROYBAL Brody      | M   | 0 | 0 | 0 | 0   | 0   | 0   | 0     | 0.00   | 0             | 0 | 0 | 0  | 0  | 6:06 | 6:02        | 3:21  |   | 15:29 | 11  | 1:24 |     |
| 6  | F   | FARMER Declan     | M   | 0 | 0 | 0 | 0   | 7   | 5   | 2     | 58.33  | 1             | 1 | 0 | 2  | 0  | 6:11 | 5:33        | 4:50  |   | 16:34 | 13  | 1:16 |     |
| 9  | D   | YOHE Andy +C      | M   | 0 | 0 | 0 | 0   | 0   | 0   | 0     | 0.00   | 0             | 0 | 0 | 0  | 0  | 6:50 | 5:44        | 5:46  |   | 18:20 | 8   | 2:17 |     |
| 15 | D   | LANDEROS Nikko    | M   | 0 | 0 | 0 | 0   | 0   | 0   | 0     | 0.00   | 0             | 0 | 0 | 0  | 0  | 9:01 | 11:04       | 10:55 |   | 31:00 | 10  | 3:06 |     |
| 27 | F   | PAULS Joshua      | M   | 0 | 0 | 0 | 0   | 0   | 0   | 0     | 0.00   | 0             | 0 | 0 | 0  | +1 | 7:59 | 7:46        | 5:07  |   | 20:52 | 14  | 1:29 |     |
| 8  | F   | SHAW Greg         | M   | 0 | 0 | 0 | 0   | 4   | 0   | 4     | 100.00 | 0             | 0 | 0 | 0  | 0  | 2:58 | 1:28        | 2:10  |   | 6:36  | 7   | 0:56 |     |
| 14 | F   | McCOY Daniel      | M   | 0 | 0 | 0 | 0   | 0   | 0   | 0     | 0.00   | 0             | 0 | 0 | 0  | 0  | 3:03 | 1:28        | 1:44  |   | 6:15  | 7   | 0:53 |     |
| 20 | F   | PAGE Adam         | M   | 0 | 0 | 0 | 0   | 0   | 0   | 0     | 0.00   | 0             | 0 | 0 | 0  | 0  | 2:51 | 1:28        | 2:35  |   | 6:54  | 7   | 0:59 |     |





| Head Coach : SAUER Jeff |     |            |     |          |          |          |          |           |          | Shots on Goal |              |          |          |          | Time on Ice |     |   |   |   |    |     |     |     |
|-------------------------|-----|------------|-----|----------|----------|----------|----------|-----------|----------|---------------|--------------|----------|----------|----------|-------------|-----|---|---|---|----|-----|-----|-----|
| No                      | Pos | Name       | Gen | G        | A        | P        | PIM      | FO+       | FO-FO+/- | FO%           | 1            | 2        | 3        | OT       | TS          | +/- | 1 | 2 | 3 | OT | TOT | SHF | AVG |
| 1                       | GK  | LEE Jen    | M   | 0        | 0        | 0        | 0        |           |          |               | 0            | 0        | 0        |          | 0           |     |   |   |   |    |     |     |     |
| 34                      | GK  | CASH Steve | M   | 0        | 0        | 0        | 0        |           |          |               | 0            | 0        | 0        |          | 0           |     |   |   |   |    |     |     |     |
| <b>Total</b>            |     |            |     | <b>1</b> | <b>0</b> | <b>1</b> | <b>4</b> | <b>17</b> | <b>9</b> | <b>8</b>      | <b>65.38</b> | <b>1</b> | <b>2</b> | <b>1</b> | <b>4</b>    |     |   |   |   |    |     |     |     |

Team : RUS (red)

| Head Coach : SAMOYLOV Sergey |     |                   |     |          |          |          |          |          |           | Shots on Goal |              |          |          |          | Time on Ice |     |      |       |      |    |       |     |      |
|------------------------------|-----|-------------------|-----|----------|----------|----------|----------|----------|-----------|---------------|--------------|----------|----------|----------|-------------|-----|------|-------|------|----|-------|-----|------|
| No                           | Pos | Name              | Gen | G        | A        | P        | PIM      | FO+      | FO-FO+/-  | FO%           | 1            | 2        | 3        | OT       | TS          | +/- | 1    | 2     | 3    | OT | TOT   | SHF | AVG  |
| 2                            | D   | LYSOV Aleksei     | M   | 0        | 0        | 0        | 0        | 0        | 0         | 0.00          | 0            | 0        | 0        |          | 0           | -1  | 9:00 | 5:04  | 6:17 |    | 20:21 | 15  | 1:21 |
| 8                            | F   | LISOV Dmitrii +C  | M   | 0        | 0        | 0        | 0        | 1        | 0         | 100.00        | 1            | 0        | 0        |          | 1           | -1  | 8:16 | 10:48 | 5:21 |    | 24:25 | 14  | 1:44 |
| 19                           | D   | KUZNETSOV Ivan    | M   | 0        | 0        | 0        | 0        | 0        | 0         | 0.00          | 0            | 0        | 0        |          | 0           | 0   | 6:10 | 7:34  | 1:34 |    | 15:18 | 11  | 1:23 |
| 22                           | F   | TERENTYEV Nikolay | M   | 0        | 0        | 0        | 0        | 0        | 0         | 0.00          | 0            | 0        | 0        |          | 0           | -1  | 7:59 | 5:56  | 7:18 |    | 21:13 | 13  | 1:37 |
| 23                           | F   | VOLKOV Ilia +A    | M   | 0        | 0        | 0        | 0        | 6        | 6         | 0             | 50.00        | 1        | 0        | 1        | 2           | 0   | 8:56 | 8:05  | 7:26 |    | 24:27 | 14  | 1:44 |
| <b>Total</b>                 |     |                   |     | <b>0</b> | <b>0</b> | <b>0</b> | <b>2</b> | <b>9</b> | <b>17</b> | <b>-8</b>     | <b>34.62</b> | <b>2</b> | <b>1</b> | <b>3</b> | <b>6</b>    |     |      |       |      |    |       |     |      |

LEGEND

|   |  |                                 |  |
|---|--|---------------------------------|--|
| <b>(G)</b> Goals in tournament                | <b>+/-</b> Plus/minus net              | <b>+A</b> Assistant captain     | <b>+C</b> Captain                      |
| <b>A</b> Assists                              | <b>AVG</b> Average time on ice / shift | <b>D</b> Defence                | <b>EQ</b> Equal strength               |
| <b>ET/Res</b> Penalty end time/Result of game | <b>F</b> Forward                       | <b>FO-</b> Face-offs lost       | <b>FO%</b> Face-offs won as percentage |
| <b>FO+</b> Face-offs won                      | <b>FO+/-</b> Face-offs net             | <b>G</b> Goals                  | <b>Gen</b> Gender                      |
| <b>GK</b> Goalkeeper                          | <b>M</b> Male                          | <b>MIP</b> Minutes in play (GK) | <b>No</b> Jersey number                |
| <b>OT</b> Overtime                            | <b>P</b> Points                        | <b>PIM</b> Penalties in minutes | <b>Pos</b> Position                    |
| <b>PPG</b> Power play goals                   | <b>SHF</b> Number of shifts            | <b>SHG</b> Shorthanded goals    | <b>SOG</b> Shots on goal               |
| <b>SVS</b> Saves                              | <b>TOT</b> Total                       | <b>TPP</b> Time on power play   | <b>TS</b> Total shots                  |



SAT 15 MAR 2014  
Start Time 20:00

Shot Chart

Таблица бросков

USA - RUS

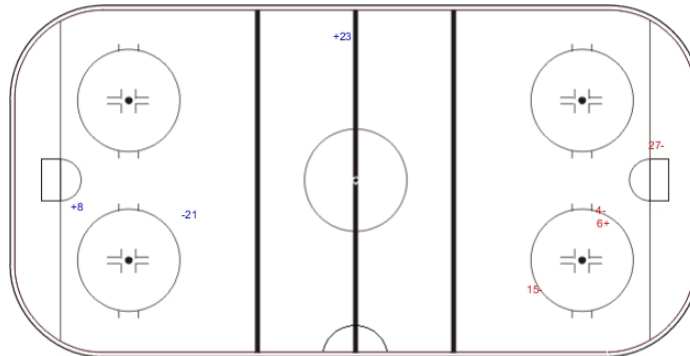
Shots by RUS

Goals (o): 0 SSG (+): 2  
SSP (<): 0 SPG (-): 1



GK 34 of USA

USA Period: 1 RUS



Shots by USA


Goals (o): 0 SSG (+): 1  
SSP (>): 0 SPG (-): 3



GK 20 of RUS

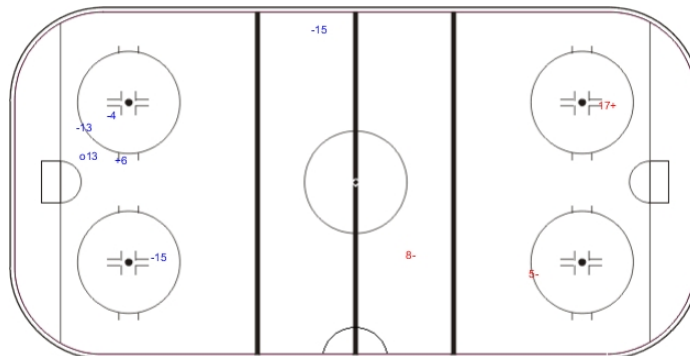
Shots by USA

Goals (o): 1 SSG (+): 1  
SSP (<): 0 SPG (-): 4



GK 20 of RUS

RUS Period: 2 USA



Shots by RUS

Goals (o): 0 SSG (+): 1  
SSP (>): 0 SPG (-): 2



GK 34 of USA

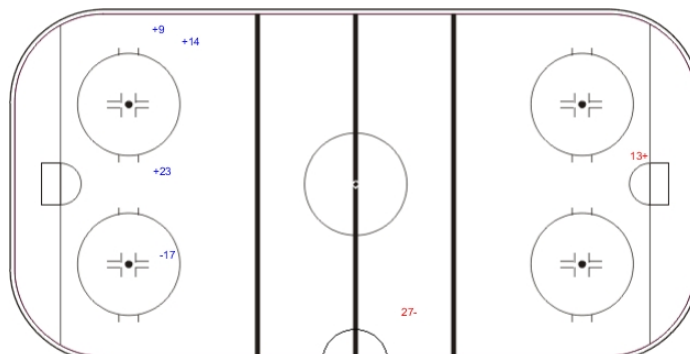
Shots by RUS

Goals (o): 0 SSG (+): 3  
SSP (<): 0 SPG (-): 1



GK 34 of USA

USA Period: 3 RUS



Shots by USA

Goals (o): 0 SSG (+): 1  
SSP (>): 0 SPG (-): 1



GK 20 of RUS

LEGEND

GK Goalkeeper SPG Shots past goal SSG Shots saved by goalkeeper SSP Shots saved by player



## Face-off Chart

Таблица вбрасываний

### USA - RUS

#### PERIOD 1

| USA                 | RUS       | USA          | RUS    | USA       | RUS       | Total wins all zones |         |
|---------------------|-----------|--------------|--------|-----------|-----------|----------------------|---------|
|                     |           |              |        |           |           | USA                  | RUS     |
| Def. zone           | Att. zone | Neutral zone |        | Att. zone | Def. zone |                      |         |
|                     |           | + 23         | - 23   | + 6       | - 11      | 4 / 80%              | 1 / 20% |
|                     |           | + 23         | - 11   | - 6       | + 8       |                      |         |
|                     |           |              |        | + 23      | - 9       |                      |         |
| Total wins / period |           | 2 / 100%     | 0 / 0% | 2 / 67%   | 1 / 33%   |                      |         |

#### PERIOD 2

| USA                 | RUS       | USA          | RUS     | USA       | RUS       | Total wins all zones |         |
|---------------------|-----------|--------------|---------|-----------|-----------|----------------------|---------|
|                     |           |              |         |           |           | USA                  | RUS     |
| Def. zone           | Att. zone | Neutral zone |         | Att. zone | Def. zone |                      |         |
| + 6                 | - 11      | + 6          | - 23    | + 8       | - 11      | 9 / 69%              | 4 / 31% |
| + 13                | - 23      | + 23         | - 23    | + 6       | - 11      |                      |         |
| - 23                | + 23      | + 6          | - 23    | + 8       | - 11      |                      |         |
|                     |           |              |         | - 6       | + 11      |                      |         |
|                     |           |              |         | - 23      | + 23      |                      |         |
|                     |           |              |         | + 6       | - 23      |                      |         |
|                     |           |              |         | - 6       | + 23      |                      |         |
| Total wins / period |           | 2 / 67%      | 1 / 33% | 4 / 57%   | 3 / 43%   |                      |         |

#### PERIOD 3

| USA                 | RUS       | USA          | RUS     | USA       | RUS       | Total wins all zones |         |
|---------------------|-----------|--------------|---------|-----------|-----------|----------------------|---------|
|                     |           |              |         |           |           | USA                  | RUS     |
| Def. zone           | Att. zone | Neutral zone |         | Att. zone | Def. zone |                      |         |
| + 6                 | - 11      | - 13         | + 23    | + 8       | - 10      | 4 / 50%              | 4 / 50% |
| - 23                | + 23      | + 23         | - 11    | - 6       | + 11      |                      |         |
|                     |           |              |         | + 8       | - 10      |                      |         |
|                     |           |              |         | - 6       | + 23      |                      |         |
| Total wins / period |           | 1 / 50%      | 1 / 50% | 2 / 50%   | 2 / 50%   |                      |         |

#### TOTAL

| USA               | RUS       | USA          | RUS     | USA       | RUS       | Total wins all zones |         |
|-------------------|-----------|--------------|---------|-----------|-----------|----------------------|---------|
|                   |           |              |         |           |           | USA                  | RUS     |
| Def. zone         | Att. zone | Neutral zone |         | Att. zone | Def. zone |                      |         |
|                   |           | 6 / 86%      | 1 / 14% | 8 / 57%   | 6 / 43%   | 17 / 65%             | 9 / 35% |
| Total wins / game |           | 3 / 60%      | 2 / 40% |           |           |                      |         |



HEAD TO HEAD

|                 |           | RUS     |         |          |          |          |           |           |           |           |           |
|-----------------|-----------|---------|---------|----------|----------|----------|-----------|-----------|-----------|-----------|-----------|
| No.             | 8         | 9       | 10      | 11       | 23       | Tot      | wins USA  | Dz        | Nz        | Az        |           |
| USA             | 6         | 0 - 1   |         |          | 4 - 2    | 3 - 2    | 12        | 7<br>58%  | 2<br>100% | 2<br>100% | 3<br>38%  |
|                 | 8         |         |         | 2 - 0    | 2 - 0    |          | 4         | 4<br>100% |           |           | 4<br>100% |
|                 | 13        |         |         |          |          | 1 - 1    | 2         | 1<br>50%  | 1<br>100% | 0<br>0%   |           |
|                 | 23        |         | 1 - 0   |          | 2 - 0    | 2 - 3    | 8         | 5<br>63%  | 0<br>0%   | 4<br>100% | 1<br>50%  |
| <b>Tot</b>      | 1         | 1       | 2       | 10       | 12       | 26       | 17<br>65% | 3<br>60%  | 6<br>86%  | 8<br>57%  |           |
| <b>wins RUS</b> | 1<br>100% | 0<br>0% | 0<br>0% | 2<br>20% | 6<br>50% | 9<br>35% |           |           |           |           |           |
| <b>Dz</b>       | 1<br>100% | 0<br>0% | 0<br>0% | 2<br>33% | 3<br>75% | 6<br>43% |           |           |           |           |           |
| <b>Nz</b>       |           |         |         | 0<br>0%  | 1<br>20% | 1<br>14% |           |           |           |           |           |
| <b>Az</b>       |           |         |         | 0<br>0%  | 2<br>67% | 2<br>40% |           |           |           |           |           |

LEGEND

**Az** Attacking zone      **Dz** Defending zone      **Nz** Neutral zone      **Tot** Total face-offs played



## Team Statistics

Статистика команд

As of SAT 15 MAR 2014

Including Game #20

### Scoring Efficiency

(Ranked by highest SG% / highest GP)

| R Team | GP | GF | SSG | SOG | SG%          |
|--------|----|----|-----|-----|--------------|
| 1 RUS  | 5  | 15 | 56  | 71  | <b>21.13</b> |
| 2 CAN  | 5  | 18 | 84  | 102 | <b>17.65</b> |
| 3 USA  | 5  | 13 | 61  | 74  | <b>17.57</b> |
| 4 CZE  | 5  | 8  | 65  | 73  | <b>10.96</b> |
| 5 SWE  | 5  | 4  | 34  | 38  | <b>10.53</b> |
| 6 NOR  | 5  | 4  | 43  | 47  | <b>8.51</b>  |
| 7 KOR  | 5  | 6  | 69  | 75  | <b>8.00</b>  |
| 8 ITA  | 5  | 6  | 80  | 86  | <b>6.98</b>  |

### Power Play

(Ranked by highest PP% / highest GP)

| R Team | GP | ADV | PPGF | PP%          | TPP   | M:S   |
|--------|----|-----|------|--------------|-------|-------|
| 1 CZE  | 5  | 8   | 2    | <b>25.00</b> | 12:48 | 06:24 |
| 2 CAN  | 5  | 17  | 4    | <b>23.53</b> | 27:01 | 06:45 |
| 3 KOR  | 5  | 14  | 3    | <b>21.43</b> | 20:13 | 06:44 |
| 4 RUS  | 5  | 15  | 3    | <b>20.00</b> | 24:52 | 08:17 |
| 5 SWE  | 5  | 8   | 1    | <b>12.50</b> | 12:38 | 12:38 |
| 6 USA  | 5  | 13  | 1    | <b>7.69</b>  | 22:49 | 22:49 |
| 7 ITA  | 5  | 13  | 0    | <b>0.00</b>  | 23:55 | 00:00 |
| 7 NOR  | 5  | 9   | 0    | <b>0.00</b>  | 15:34 | 00:00 |

### Penalty Killing

(Ranked by highest PK% / highest GP)

| R Team | GP | DVG | PPGA | PK%           | TSH   | M:S   |
|--------|----|-----|------|---------------|-------|-------|
| 1 CAN  | 5  | 9   | 0    | <b>100.00</b> | 14:42 | 00:00 |
| 1 CZE  | 5  | 10  | 0    | <b>100.00</b> | 16:46 | 00:00 |
| 3 USA  | 5  | 15  | 1    | <b>93.33</b>  | 25:15 | 25:15 |
| 4 KOR  | 5  | 11  | 1    | <b>90.91</b>  | 18:41 | 18:41 |
| 5 RUS  | 5  | 13  | 2    | <b>84.62</b>  | 20:59 | 10:29 |
| 6 NOR  | 5  | 12  | 2    | <b>83.33</b>  | 19:40 | 09:50 |
| 7 SWE  | 5  | 13  | 3    | <b>76.92</b>  | 20:45 | 06:55 |
| 8 ITA  | 5  | 14  | 5    | <b>64.29</b>  | 23:02 | 04:36 |

### Goalkeeping

(Ranked by highest SVS%)

| R Team | GP | GA | SVS | SOG | SVS%         | GAA  | SHGA | PPGA | SO | ENG |
|--------|----|----|-----|-----|--------------|------|------|------|----|-----|
| 1 CZE  | 5  | 4  | 75  | 79  | <b>94.94</b> | 0.77 | 0    | 0    | 2  | 0   |
| 2 USA  | 5  | 3  | 45  | 48  | <b>93.75</b> | 0.60 | 0    | 1    | 3  | 0   |
| 3 RUS  | 5  | 5  | 46  | 51  | <b>90.20</b> | 0.98 | 0    | 2    | 2  | 0   |
| 4 CAN  | 5  | 4  | 34  | 38  | <b>89.47</b> | 0.80 | 0    | 0    | 3  | 0   |
| 5 NOR  | 5  | 12 | 77  | 88  | <b>87.50</b> | 2.37 | 0    | 2    | 1  | 1   |
| 6 KOR  | 5  | 9  | 61  | 70  | <b>87.14</b> | 1.77 | 0    | 1    | 1  | 0   |
| 7 SWE  | 5  | 19 | 107 | 126 | <b>84.92</b> | 3.63 | 0    | 3    | 0  | 0   |
| 8 ITA  | 5  | 18 | 47  | 64  | <b>73.44</b> | 3.55 | 0    | 5    | 0  | 1   |

### Penalties

(Ranked by highest PIM)

| R Team | GP | 2  | 5 | 10 | GM | MP | PIM       | PAVG  |
|--------|----|----|---|----|----|----|-----------|-------|
| 1 RUS  | 5  | 13 | 1 | 0  | 1  | 0  | <b>51</b> | 10:12 |
| 2 KOR  | 5  | 13 | 0 | 1  | 0  | 0  | <b>36</b> | 7:12  |
| 3 ITA  | 5  | 15 | 0 | 0  | 0  | 0  | <b>30</b> | 6:00  |
| 3 SWE  | 5  | 15 | 0 | 0  | 0  | 0  | <b>30</b> | 6:00  |
| 3 USA  | 5  | 15 | 0 | 0  | 0  | 0  | <b>30</b> | 6:00  |
| 6 NOR  | 5  | 14 | 0 | 0  | 0  | 0  | <b>28</b> | 5:36  |
| 7 CZE  | 5  | 13 | 0 | 0  | 0  | 0  | <b>26</b> | 5:12  |
| 8 CAN  | 5  | 11 | 0 | 0  | 0  | 0  | <b>22</b> | 4:24  |

### Shorthanded Goals

(Ranked by highest NET / lowest GP)

| R Team | GP | SHGF | SHGA | NET      |
|--------|----|------|------|----------|
| 1 CAN  | 5  | 0    | 0    | <b>0</b> |
| 1 CZE  | 5  | 0    | 0    | <b>0</b> |
| 1 ITA  | 5  | 0    | 0    | <b>0</b> |
| 1 KOR  | 5  | 0    | 0    | <b>0</b> |
| 1 NOR  | 5  | 0    | 0    | <b>0</b> |
| 1 RUS  | 5  | 0    | 0    | <b>0</b> |
| 1 SWE  | 5  | 0    | 0    | <b>0</b> |
| 1 USA  | 5  | 0    | 0    | <b>0</b> |

### Attendance

(Ranked by highest average attendance)

| R Team       | GP        | Spect        | AVG         |
|--------------|-----------|--------------|-------------|
| 1 RUS        | 5         | 27289        | <b>5457</b> |
| 2 USA        | 5         | 26662        | <b>5332</b> |
| 3 ITA        | 5         | 23262        | <b>4652</b> |
| 4 KOR        | 5         | 22610        | <b>4522</b> |
| 5 NOR        | 5         | 20750        | <b>4150</b> |
| 6 CAN        | 5         | 20628        | <b>4125</b> |
| 7 CZE        | 5         | 17964        | <b>3592</b> |
| 8 SWE        | 5         | 17903        | <b>3580</b> |
| <b>Total</b> | <b>20</b> | <b>88534</b> | <b>4426</b> |

## LEGEND

|  |   |   |
|--|---|---|
| <b>2</b> Two (2) minute penalties          | <b>5</b> Five (5) minute penalties              | <b>10</b> Ten (10) minute penalties                   |
| <b>ADV</b> Advantage (times on power play) | <b>AVG</b> Average                              | <b>DVG</b> Disadvantage (number of times shorthanded) |
| <b>ENG</b> Empty net goals                 | <b>GA</b> Goals against                         | <b>GAA</b> Goals against as average per 45 minutes    |
| <b>GF</b> Goals for                        | <b>GM</b> Game misconducts                      | <b>GP</b> Number of games played                      |
| <b>MP</b> Match penalties                  | <b>M:S</b> Average time in min. and sec.        | <b>NET</b> SHGF - SHGA                                |
| <b>PAVG</b> PIM in average                 | <b>PIM</b> Penalties in minutes                 | <b>PK%</b> Penalty killing percentage                 |
| <b>PPGA</b> Power play goals against       | <b>PPGF</b> Power play goals for                | <b>PP%</b> Power play eff. as percentage              |
| <b>R</b> Ranking                           | <b>SG%</b> Percentage of goals from total shots | <b>SHGA</b> Shorthanded goals against                 |
| <b>SHGF</b> Shorthanded goals for          | <b>SO</b> Shutouts                              | <b>SOG</b> Shots on goal                              |
| <b>Spect</b> Spectators                    | <b>SSG</b> Shots saved by goalkeeper            | <b>SVS</b> Saves                                      |
| <b>SVS%</b> SVS as percentage of total SOG | <b>TPP</b> Time of power play                   | <b>TSH</b> Time shorthanded in min. and sec.          |



## Player Statistics by Team

Статистика игроков по командам

As of SAT 15 MAR 2014  
Including Game #19

### CAN - Canada

#### Playing Statistics

| No | Name             | Gen | Pos | GP | G | A | PTS | PIM | +/- | GWG | PPG | SHG | SOG | SG%   | TM     | M/G   | TSh | AT/S |
|----|------------------|-----|-----|----|---|---|-----|-----|-----|-----|-----|-----|-----|-------|--------|-------|-----|------|
| 4  | WHITSON Derek    | M   | D   | 5  | 0 | 2 | 2   | 0   | +2  | 0   | 0   | 0   | 5   | 0.00  | 98:03  | 19:36 | 93  | 1:03 |
| 5  | REMPEL Kevin     | M   | F   | 5  | 0 | 6 | 6   | 4   | +3  | 0   | 0   | 0   | 5   | 0.00  | 75:05  | 15:01 | 82  | 0:54 |
| 7  | DORION Marc      | M   | F   | 5  | 1 | 1 | 2   | 0   | +5  | 0   | 0   | 0   | 11  | 9.09  | 69:16  | 13:51 | 72  | 0:57 |
| 8  | McGREGOR Tyler   | M   | F   | 5  | 0 | 3 | 3   | 0   | 0   | 0   | 0   | 0   | 6   | 0.00  | 61:13  | 12:14 | 77  | 0:47 |
| 9  | GALE Anthony     | M   | F   | 5  | 2 | 4 | 6   | 4   | +2  | 0   | 0   | 0   | 4   | 50.00 | 68:08  | 13:37 | 85  | 0:48 |
| 10 | DELANEY Ben      | M   | F   | 5  | 1 | 0 | 1   | 0   | +2  | 1   | 0   | 0   | 3   | 33.33 | 45:53  | 9:10  | 60  | 0:45 |
| 11 | DIXON Adam       | M   | D   | 5  | 4 | 3 | 7   | 4   | +8  | 0   | 1   | 0   | 11  | 36.36 | 126:35 | 25:19 | 105 | 1:12 |
| 12 | WESTLAKE Greg    | M   | F   | 5  | 2 | 2 | 4   | 2   | +4  | 1   | 1   | 0   | 16  | 12.50 | 95:30  | 19:06 | 99  | 0:57 |
| 14 | ARSENAULT Steve  | M   | D   | 5  | 0 | 3 | 3   | 0   | +9  | 0   | 0   | 0   | 2   | 0.00  | 105:03 | 21:00 | 95  | 1:06 |
| 18 | BRIDGES Billy    | M   | F   | 5  | 3 | 2 | 5   | 4   | +5  | 0   | 1   | 0   | 18  | 16.67 | 97:18  | 19:27 | 94  | 1:02 |
| 20 | LUDWIG Karl      | M   | F   | 0  | 0 | 0 | 0   | 0   | 0   | 0   | 0   | 0   | 0   | 0.00  | 0:00   | 0:00  | 0   | 0:00 |
| 22 | ST-AMAND Benoit  | M   | GK  | 5  | 0 | 0 | 0   | 0   |     | 0   | 0   | 0   | 0   | 0.00  |        |       |     |      |
| 25 | GEMMELL James    | M   | D   | 0  | 0 | 0 | 0   | 0   | 0   | 0   | 0   | 0   | 0   | 0.00  | 0:00   | 0:00  | 0   | 0:00 |
| 26 | LAROCQUE Dominic | M   | F   | 5  | 3 | 1 | 4   | 0   | +4  | 1   | 1   | 0   | 7   | 42.86 | 69:39  | 13:55 | 79  | 0:52 |
| 27 | BOWDEN Brad      | M   | F   | 5  | 1 | 3 | 4   | 0   | +4  | 1   | 0   | 0   | 10  | 10.00 | 89:24  | 17:52 | 95  | 0:56 |
| 29 | MURRAY Graeme    | M   | D   | 5  | 1 | 1 | 2   | 4   | +2  | 0   | 0   | 0   | 4   | 25.00 | 97:38  | 19:31 | 98  | 0:59 |
| 30 | WATSON Corbin    | M   | GK  | 5  | 0 | 0 | 0   | 0   |     | 0   | 0   | 0   | 0   | 0.00  |        |       |     |      |

#### Goalkeeping Statistics

| No | Name            | Gen | GPT | GKD | GPI | MIP    | MIP%  | GA | SVS | SOG | SVS%  | GAA  | SO | W | L |
|----|-----------------|-----|-----|-----|-----|--------|-------|----|-----|-----|-------|------|----|---|---|
| 22 | ST-AMAND Benoit | M   | 5   | 5   | 1   | 45:00  | 20.07 | 1  | 4   | 5   | 80.00 | 1.00 | 0  | 1 | 0 |
| 30 | WATSON Corbin   | M   | 5   | 5   | 4   | 179:10 | 79.93 | 3  | 30  | 33  | 90.91 | 0.75 | 3  | 3 | 1 |

#### LEGEND

|  |                                       |  |
|--|---------------------------------------|--|
| <b>A</b> Assists                                   | <b>AT/S</b> Average time per shift    | <b>D</b> Defence                           |
| <b>F</b> Forward                                   | <b>G</b> Goals                        | <b>GA</b> Goals against                    |
| <b>GAA</b> Goals against as average per 45 minutes | <b>Gen</b> Gender                     | <b>GK</b> Goalkeeper                       |
| <b>GKD</b> Goalkeeper dressed                      | <b>GP</b> Number of games played      | <b>GPI</b> Games played indeed             |
| <b>GPT</b> Number of games played by team          | <b>GWG</b> Game winning goals         | <b>L</b> Number of games lost              |
| <b>M</b> Male                                      | <b>MIP</b> Minutes and seconds played | <b>MIP%</b> MIP as percentage              |
| <b>M/G</b> Minutes per game                        | <b>No</b> Jersey number               | <b>PIM</b> Penalties in minutes            |
| <b>Pos</b> Position on team                        | <b>PPG</b> Power play goals           | <b>PTS</b> Points                          |
| <b>SG%</b> Percentage of goals from total shots    | <b>SHG</b> Shorthanded goals          | <b>SO</b> Shutouts                         |
| <b>SOG</b> Shots on goal                           | <b>SVS</b> Saves                      | <b>SVS%</b> SVS as percentage of total SOG |
| <b>TM</b> Total minutes played                     | <b>TSh</b> Total shifts played        | <b>W</b> Number of games won               |
| <b>+/-</b> Plus/minus net                          |                                       |  |



## Player Statistics by Team

Статистика игроков по командам

As of FRI 14 MAR 2014

Including Game #18

### CZE - Czech Republic

#### Playing Statistics

| No | Name            | Gen | Pos | GP | G | A | PTS | PIM | +/- | GWG | PPG | SHG | SOG | SG%   | TM     | M/G   | TSh | AT/S |
|----|-----------------|-----|-----|----|---|---|-----|-----|-----|-----|-----|-----|-----|-------|--------|-------|-----|------|
| 6  | VAPENKA Michal  | M   | GK  | 5  | 0 | 0 | 0   | 0   |     | 0   | 0   | 0   | 0   | 0.00  |        |       |     |      |
| 7  | MOTYCKA David   | M   | D   | 5  | 0 | 1 | 1   | 2   | -1  | 0   | 0   | 0   | 4   | 0.00  | 80:56  | 16:11 | 74  | 1:05 |
| 10 | BERGER Jiri     | M   | D   | 5  | 1 | 0 | 1   | 2   | 0   | 1   | 0   | 0   | 14  | 7.14  | 129:30 | 25:54 | 103 | 1:15 |
| 21 | KVOCH Tomas     | M   | D   | 5  | 1 | 0 | 1   | 0   | +2  | 0   | 1   | 0   | 5   | 20.00 | 104:45 | 20:57 | 102 | 1:01 |
| 24 | SAFRANEK Zdenek | M   | F   | 5  | 1 | 2 | 3   | 4   | 0   | 1   | 1   | 0   | 7   | 14.29 | 98:24  | 19:40 | 90  | 1:05 |
| 29 | KUBES Pavel     | M   | D   | 5  | 0 | 3 | 3   | 0   | +2  | 0   | 0   | 0   | 5   | 0.00  | 111:51 | 22:22 | 106 | 1:03 |
| 30 | FOJTIK Erik     | M   | F   | 5  | 0 | 1 | 1   | 4   | +1  | 0   | 0   | 0   | 5   | 0.00  | 107:14 | 21:26 | 100 | 1:04 |
| 64 | HULIN Libor     | M   | GK  | 5  | 0 | 0 | 0   | 0   |     | 0   | 0   | 0   | 0   | 0.00  |        |       |     |      |
| 65 | HRBEK Miroslav  | M   | D   | 4  | 0 | 1 | 1   | 0   | +1  | 0   | 0   | 0   | 1   | 0.00  | 91:53  | 22:58 | 77  | 1:11 |
| 74 | GEIER Michal    | M   | F   | 5  | 3 | 0 | 3   | 4   | 0   | 0   | 0   | 0   | 9   | 33.33 | 121:05 | 24:13 | 107 | 1:07 |
| 75 | RAUL Jiri       | M   | F   | 5  | 0 | 0 | 0   | 2   | 0   | 0   | 0   | 0   | 0   | 0.00  | 30:21  | 6:04  | 34  | 0:53 |
| 77 | PALAT David     | M   | F   | 5  | 1 | 0 | 1   | 0   | +2  | 0   | 0   | 0   | 9   | 11.11 | 82:11  | 16:26 | 90  | 0:54 |
| 82 | HABL Zdenek     | M   | F   | 5  | 0 | 0 | 0   | 4   | +1  | 0   | 0   | 0   | 8   | 0.00  | 126:17 | 25:15 | 114 | 1:06 |
| 96 | KRUPICKA Zdenek | M   | F   | 5  | 1 | 0 | 1   | 2   | +2  | 1   | 0   | 0   | 6   | 16.67 | 55:36  | 11:07 | 60  | 0:55 |

#### Goalkeeping Statistics

| No | Name           | Gen | GPT | GKD | GPI | MIP    | MIP%   | GA | SVS | SOG | SVS%  | GAA  | SO | W | L |
|----|----------------|-----|-----|-----|-----|--------|--------|----|-----|-----|-------|------|----|---|---|
| 6  | VAPENKA Michal | M   | 5   | 5   | 5   | 235:00 | 100.00 | 4  | 75  | 79  | 94.94 | 0.77 | 2  | 2 | 2 |
| 64 | HULIN Libor    | M   | 5   | 5   | 0   | 00:00  | 0.00   | 0  | 0   | 0   | 0.00  | 0.00 | 0  | 0 | 0 |

#### LEGEND

|  |                                       |  |
|--|---------------------------------------|--|
| <b>A</b> Assists                                   | <b>AT/S</b> Average time per shift    | <b>D</b> Defence                           |
| <b>F</b> Forward                                   | <b>G</b> Goals                        | <b>GA</b> Goals against                    |
| <b>GAA</b> Goals against as average per 45 minutes | <b>Gen</b> Gender                     | <b>GK</b> Goalkeeper                       |
| <b>GKD</b> Goalkeeper dressed                      | <b>GP</b> Number of games played      | <b>GPI</b> Games played indeed             |
| <b>GPT</b> Number of games played by team          | <b>GWG</b> Game winning goals         | <b>L</b> Number of games lost              |
| <b>M</b> Male                                      | <b>MIP</b> Minutes and seconds played | <b>MIP%</b> MIP as percentage              |
| <b>M/G</b> Minutes per game                        | <b>No</b> Jersey number               | <b>PIM</b> Penalties in minutes            |
| <b>Pos</b> Position on team                        | <b>PPG</b> Power play goals           | <b>PTS</b> Points                          |
| <b>SG%</b> Percentage of goals from total shots    | <b>SHG</b> Shorthanded goals          | <b>SO</b> Shutouts                         |
| <b>SOG</b> Shots on goal                           | <b>SVS</b> Saves                      | <b>SVS%</b> SVS as percentage of total SOG |
| <b>TM</b> Total minutes played                     | <b>TSh</b> Total shifts played        | <b>W</b> Number of games won               |
| <b>+/-</b> Plus/minus net                          |                                       |  |



## Player Statistics by Team

Статистика игроков по командам

As of FRI 14 MAR 2014

Including Game #18

### ITA - Italy

#### Playing Statistics

| No  | Name                         | Gen | Pos | GP | G | A | PTS | PIM | +/- | GWG | PPG | SHG | SOG | SG%   | TM     | M/G   | TSh | AT/S |
|-----|------------------------------|-----|-----|----|---|---|-----|-----|-----|-----|-----|-----|-----|-------|--------|-------|-----|------|
| 1   | STILLITANO Santino           | M   | GK  | 5  | 0 | 0 | 0   | 0   | 0   | 0   | 0   | 0   | 0   | 0.00  |        |       |     |      |
| 3   | ROSA Gianluigi               | M   | D   | 5  | 1 | 1 | 2   | 2   | -3  | 0   | 0   | 0   | 19  | 5.26  | 165:15 | 33:03 | 63  | 2:37 |
| 5   | PLANKER Florian              | M   | F   | 5  | 2 | 2 | 4   | 0   | -2  | 1   | 0   | 0   | 23  | 8.70  | 139:09 | 27:49 | 77  | 1:48 |
| 6   | CAVALIERE Gianluca           | M   | D   | 5  | 1 | 2 | 3   | 4   | -5  | 1   | 0   | 0   | 7   | 14.29 | 142:26 | 28:29 | 70  | 2:02 |
| 7   | WINKLER Werner               | M   | F   | 5  | 0 | 0 | 0   | 4   | -2  | 0   | 0   | 0   | 9   | 0.00  | 109:28 | 21:53 | 74  | 1:28 |
| 8   | RADICE Roberto               | M   | F   | 5  | 0 | 0 | 0   | 0   | -1  | 0   | 0   | 0   | 2   | 0.00  | 62:33  | 12:30 | 50  | 1:15 |
| 11  | LARCH Nils                   | M   | F   | 5  | 0 | 0 | 0   | 0   | -2  | 0   | 0   | 0   | 0   | 0.00  | 19:04  | 3:48  | 21  | 0:54 |
| 14  | BALOSSETTI Bruno             | M   | D   | 5  | 0 | 0 | 0   | 4   | -3  | 0   | 0   | 0   | 3   | 0.00  | 63:24  | 12:40 | 47  | 1:20 |
| 15  | ARAUDO Gabriele              | M   | GK  | 5  | 0 | 0 | 0   | 0   | 0   | 0   | 0   | 0   | 0   | 0.00  |        |       |     |      |
| 16  | CHIAROTTI Andrea             | M   | F   | 5  | 0 | 1 | 1   | 0   | +1  | 0   | 0   | 0   | 2   | 0.00  | 91:59  | 18:23 | 66  | 1:23 |
| 18  | MACRI Andrea                 | M   | F   | 5  | 1 | 0 | 1   | 6   | -8  | 0   | 0   | 0   | 2   | 50.00 | 88:35  | 17:43 | 63  | 1:24 |
| 62  | DEPAOLI Christoph            | M   | F   | 5  | 0 | 0 | 0   | 0   | -1  | 0   | 0   | 0   | 1   | 0.00  | 21:39  | 4:19  | 24  | 0:54 |
| 68  | CORVINO Valerio              | M   | F   | 5  | 0 | 0 | 0   | 2   | -5  | 0   | 0   | 0   | 8   | 0.00  | 88:57  | 17:47 | 61  | 1:27 |
| 69  | CONDELLO Giuseppe            | M   | D   | 5  | 0 | 0 | 0   | 2   | 0   | 0   | 0   | 0   | 0   | 0.00  | 9:31   | 1:54  | 5   | 1:54 |
| 73  | LEPERDI Gregory Brian Alexis | M   | F   | 5  | 1 | 1 | 2   | 4   | -5  | 0   | 0   | 0   | 10  | 10.00 | 122:04 | 24:24 | 76  | 1:36 |
| 88  | KANESTRIN Rupert             | M   | F   | 0  | 0 | 0 | 0   | 0   | 0   | 0   | 0   | 0   | 0   | 0.00  | 0:00   | 0:00  | 0   | 0:00 |
| DSQ | STELLA Igor                  | M   | F   | 0  | 0 | 0 | 0   | 0   | 0   | 0   | 0   | 0   | 0   | 0.00  | 0:00   | 0:00  | 0   | 0:00 |

#### Goalkeeping Statistics

| No | Name               | Gen | GPT | GKD | GPI | MIP    | MIP%  | GA | SVS | SOG | SVS%  | GAA  | SO | W | L |
|----|--------------------|-----|-----|-----|-----|--------|-------|----|-----|-----|-------|------|----|---|---|
| 1  | STILLITANO Santino | M   | 5   | 5   | 3   | 105:00 | 46.02 | 12 | 25  | 37  | 67.57 | 5.14 | 0  | 0 | 2 |
| 15 | ARAUDO Gabriele    | M   | 5   | 5   | 4   | 123:11 | 53.98 | 5  | 22  | 27  | 81.48 | 1.83 | 0  | 2 | 1 |

#### LEGEND

|  |  |                                       |
|--|--|---------------------------------------|
| <b>A</b> Assists                           | <b>AT/S</b> Average time per shift                 | <b>D</b> Defence                      |
| <b>DSQ</b> Disqualified                    | <b>F</b> Forward                                   | <b>G</b> Goals                        |
| <b>GA</b> Goals against                    | <b>GAA</b> Goals against as average per 45 minutes | <b>Gen</b> Gender                     |
| <b>GK</b> Goalkeeper                       | <b>GKD</b> Goalkeeper dressed                      | <b>GP</b> Number of games played      |
| <b>GPI</b> Games played indeed             | <b>GPT</b> Number of games played by team          | <b>GWG</b> Game winning goals         |
| <b>L</b> Number of games lost              | <b>M</b> Male                                      | <b>MIP</b> Minutes and seconds played |
| <b>MIP%</b> MIP as percentage              | <b>M/G</b> Minutes per game                        | <b>No</b> Jersey number               |
| <b>PIM</b> Penalties in minutes            | <b>Pos</b> Position on team                        | <b>PPG</b> Power play goals           |
| <b>PTS</b> Points                          | <b>SG%</b> Percentage of goals from total shots    | <b>SHG</b> Shorthanded goals          |
| <b>SO</b> Shutouts                         | <b>SOG</b> Shots on goal                           | <b>SVS</b> Saves                      |
| <b>SVS%</b> SVS as percentage of total SOG | <b>TM</b> Total minutes played                     | <b>TSh</b> Total shifts played        |
| <b>W</b> Number of games won               | <b>+/-</b> Plus/minus net                          |                                       |





## Player Statistics by Team

Статистика игроков по командам

As of FRI 14 MAR 2014  
Including Game #17

### KOR - Korea

#### Playing Statistics

| No | Name             | Gen | Pos | GP | G | A | PTS | PIM | +/- | GWG | PPG | SHG | SOG | SG%   | TM     | M/G   | TSh | AT/S |
|----|------------------|-----|-----|----|---|---|-----|-----|-----|-----|-----|-----|-----|-------|--------|-------|-----|------|
| 4  | SA Sung-Keun     | M   | D   | 4  | 0 | 0 | 0   | 0   | 0   | 0   | 0   | 0   | 1   | 0.00  | 21:33  | 5:23  | 20  | 1:04 |
| 10 | CHO Young-Jae    | M   | D   | 5  | 0 | 2 | 2   | 4   | -3  | 0   | 0   | 0   | 10  | 0.00  | 113:20 | 22:40 | 86  | 1:19 |
| 11 | CHOI Bae-Suk     | M   | F   | 1  | 0 | 0 | 0   | 0   | 0   | 0   | 0   | 0   | 0   | 0.00  | 0:00   | 0:00  | 0   | 0:00 |
| 12 | KIM Young-Sung   | M   | F   | 4  | 0 | 0 | 0   | 4   | -3  | 0   | 0   | 0   | 3   | 0.00  | 30:41  | 7:40  | 29  | 1:03 |
| 14 | JUNG Seung-Hwan  | M   | F   | 5  | 2 | 2 | 4   | 14  | -3  | 0   | 0   | 0   | 19  | 10.53 | 127:26 | 25:29 | 90  | 1:24 |
| 20 | JANG Dong-Shin   | M   | D   | 5  | 1 | 0 | 1   | 4   | -4  | 1   | 1   | 0   | 6   | 16.67 | 107:49 | 21:33 | 85  | 1:16 |
| 21 | LEE Ju-Seung     | M   | F   | 3  | 0 | 0 | 0   | 0   | 0   | 0   | 0   | 0   | 0   | 0.00  | 1:45   | 0:35  | 3   | 0:35 |
| 26 | KIM Dea-Jung     | M   | F   | 5  | 0 | 0 | 0   | 2   | -1  | 0   | 0   | 0   | 1   | 0.00  | 67:32  | 13:30 | 66  | 1:01 |
| 27 | CHO Byeong-Seok  | M   | F   | 5  | 1 | 0 | 1   | 0   | -3  | 0   | 1   | 0   | 7   | 14.29 | 105:05 | 21:01 | 86  | 1:13 |
| 28 | LEE Jong-Kyung   | M   | D   | 5  | 0 | 1 | 1   | 0   | -3  | 0   | 0   | 0   | 4   | 0.00  | 133:52 | 26:46 | 97  | 1:22 |
| 31 | YU Man-Gyun      | M   | GK  | 5  | 0 | 0 | 0   | 0   |     | 0   | 0   | 0   | 0   | 0.00  |        |       |     |      |
| 39 | LEE Young-Min    | M   | F   | 3  | 0 | 0 | 0   | 0   | 0   | 0   | 0   | 0   | 0   | 0.00  | 4:12   | 1:24  | 5   | 0:50 |
| 55 | JANG Jong-Ho     | M   | F   | 5  | 0 | 0 | 0   | 0   | -3  | 0   | 0   | 0   | 3   | 0.00  | 57:07  | 11:25 | 56  | 1:01 |
| 68 | HAN Min-Su       | M   | D   | 5  | 2 | 0 | 2   | 0   | -2  | 1   | 1   | 0   | 8   | 25.00 | 120:16 | 24:03 | 94  | 1:16 |
| 74 | CHUNG Young-Hoon | M   | GK  | 5  | 0 | 0 | 0   | 0   |     | 0   | 0   | 0   | 0   | 0.00  |        |       |     |      |
| 88 | PARK Sang-Hyeon  | M   | D   | 5  | 0 | 0 | 0   | 2   | -2  | 0   | 0   | 0   | 6   | 0.00  | 106:24 | 21:16 | 89  | 1:11 |
| 90 | PARK Woo-Chul    | M   | D   | 5  | 0 | 2 | 2   | 4   | -3  | 0   | 0   | 0   | 7   | 0.00  | 123:22 | 24:40 | 94  | 1:18 |

#### Goalkeeping Statistics

| No | Name             | Gen | GPT | GKD | GPI | MIP    | MIP%   | GA | SVS | SOG | SVS%  | GAA  | SO | W | L |
|----|------------------|-----|-----|-----|-----|--------|--------|----|-----|-----|-------|------|----|---|---|
| 31 | YU Man-Gyun      | M   | 5   | 5   | 5   | 229:06 | 100.00 | 9  | 61  | 70  | 87.14 | 1.77 | 1  | 1 | 3 |
| 74 | CHUNG Young-Hoon | M   | 5   | 5   | 0   | 00:00  | 0.00   | 0  | 0   | 0   | 0.00  | 0.00 | 0  | 0 | 0 |

#### LEGEND

|  |                                       |  |
|--|---------------------------------------|--|
| <b>A</b> Assists                                   | <b>AT/S</b> Average time per shift    | <b>D</b> Defence                           |
| <b>F</b> Forward                                   | <b>G</b> Goals                        | <b>GA</b> Goals against                    |
| <b>GAA</b> Goals against as average per 45 minutes | <b>Gen</b> Gender                     | <b>GK</b> Goalkeeper                       |
| <b>GKD</b> Goalkeeper dressed                      | <b>GP</b> Number of games played      | <b>GPI</b> Games played indeed             |
| <b>GPT</b> Number of games played by team          | <b>GWG</b> Game winning goals         | <b>L</b> Number of games lost              |
| <b>M</b> Male                                      | <b>MIP</b> Minutes and seconds played | <b>MIP%</b> MIP as percentage              |
| <b>M/G</b> Minutes per game                        | <b>No</b> Jersey number               | <b>PIM</b> Penalties in minutes            |
| <b>Pos</b> Position on team                        | <b>PPG</b> Power play goals           | <b>PTS</b> Points                          |
| <b>SG%</b> Percentage of goals from total shots    | <b>SHG</b> Shorthanded goals          | <b>SO</b> Shutouts                         |
| <b>SOG</b> Shots on goal                           | <b>SVS</b> Saves                      | <b>SVS%</b> SVS as percentage of total SOG |
| <b>TM</b> Total minutes played                     | <b>TSh</b> Total shifts played        | <b>W</b> Number of games won               |
| <b>+/-</b> Plus/minus net                          |                                       |  |



## Player Statistics by Team

Статистика игроков по командам

As of SAT 15 MAR 2014

Including Game #19

### NOR - Norway

#### Playing Statistics

| No | Name                        | Gen | Pos | GP | G | A | PTS | PIM | +/- | GWG | PPG | SHG | SOG | SG%   | TM     | M/G   | TSh | AT/S |
|----|-----------------------------|-----|-----|----|---|---|-----|-----|-----|-----|-----|-----|-----|-------|--------|-------|-----|------|
| 2  | BUEN Kristian               | M   | GK  | 5  | 0 | 0 | 0   | 0   | 0   | 0   | 0   | 0   | 0   | 0.00  |        |       |     |      |
| 3  | PEDERSEN Rolf Einar         | M   | D   | 5  | 1 | 1 | 2   | 8   | -5  | 1   | 0   | 0   | 10  | 10.00 | 124:35 | 24:55 | 108 | 1:09 |
| 6  | KIRSTISTUEN Emil            | M   | F   | 4  | 0 | 0 | 0   | 0   | 0   | 0   | 0   | 0   | 0   | 0.00  | 8:35   | 2:08  | 10  | 0:51 |
| 7  | HAGEN Eskil                 | M   | D   | 5  | 0 | 0 | 0   | 2   | -5  | 0   | 0   | 0   | 3   | 0.00  | 126:56 | 25:23 | 114 | 1:06 |
| 8  | SVEE Stig Tore              | M   | F   | 1  | 0 | 0 | 0   | 0   | 0   | 0   | 0   | 0   | 0   | 0.00  | 8:20   | 8:20  | 10  | 0:50 |
| 9  | VAERNES Morten              | M   | F   | 5  | 0 | 0 | 0   | 0   | -4  | 0   | 0   | 0   | 1   | 0.00  | 105:48 | 21:09 | 102 | 1:02 |
| 10 | RIVERA Tor Joakim           | M   | F   | 5  | 0 | 0 | 0   | 0   | 0   | 0   | 0   | 0   | 0   | 0.00  | 25:09  | 5:01  | 27  | 0:55 |
| 12 | BOGLE Magnus                | M   | F   | 5  | 1 | 1 | 2   | 0   | -3  | 1   | 0   | 0   | 6   | 16.67 | 78:36  | 15:43 | 84  | 0:56 |
| 15 | SORHEIM Emil                | M   | F   | 5  | 0 | 0 | 0   | 0   | -5  | 0   | 0   | 0   | 1   | 0.00  | 69:54  | 13:58 | 69  | 1:00 |
| 16 | NORDSTOGA Knut Andre        | M   | D   | 5  | 0 | 0 | 0   | 4   | -3  | 0   | 0   | 0   | 3   | 0.00  | 103:15 | 20:39 | 102 | 1:00 |
| 17 | SOLBERG Loyd-Remi Pallander | M   | F   | 5  | 0 | 3 | 3   | 6   | -2  | 0   | 0   | 0   | 7   | 0.00  | 117:58 | 23:35 | 93  | 1:16 |
| 18 | HAMAR Kjell Christian       | M   | GK  | 5  | 0 | 0 | 0   | 0   | 0   | 0   | 0   | 0   | 0   | 0.00  |        |       |     |      |
| 20 | HAMRE Martin                | M   | F   | 5  | 0 | 0 | 0   | 2   | -2  | 0   | 0   | 0   | 1   | 0.00  | 68:42  | 13:44 | 73  | 0:56 |
| 21 | AUSTEVOLL Ole Bjarte        | M   | F   | 5  | 0 | 0 | 0   | 2   | -2  | 0   | 0   | 0   | 0   | 0.00  | 40:27  | 8:05  | 39  | 1:02 |
| 22 | BAKKE Audun                 | M   | F   | 5  | 2 | 0 | 2   | 0   | -3  | 0   | 0   | 0   | 12  | 16.67 | 130:41 | 26:08 | 96  | 1:21 |
| 23 | KLAKEGG Jan Roger           | M   | D   | 5  | 0 | 0 | 0   | 0   | -2  | 0   | 0   | 0   | 3   | 0.00  | 108:39 | 21:43 | 104 | 1:02 |

#### Goalkeeping Statistics

| No | Name                  | Gen | GPT | GKD | GPI | MIP    | MIP%  | GA | SVS | SOG | SVS%  | GAA  | SO | W | L |
|----|-----------------------|-----|-----|-----|-----|--------|-------|----|-----|-----|-------|------|----|---|---|
| 2  | BUEN Kristian         | M   | 5   | 5   | 5   | 225:42 | 99.07 | 11 | 77  | 88  | 87.50 | 2.19 | 0  | 1 | 3 |
| 18 | HAMAR Kjell Christian | M   | 5   | 5   | 1   | 02:07  | 0.93  | 0  | 0   | 0   | 0.00  | 0.00 | 0  | 0 | 0 |

#### LEGEND

|  |                                       |  |
|--|---------------------------------------|--|
| <b>A</b> Assists                                   | <b>AT/S</b> Average time per shift    | <b>D</b> Defence                           |
| <b>F</b> Forward                                   | <b>G</b> Goals                        | <b>GA</b> Goals against                    |
| <b>GAA</b> Goals against as average per 45 minutes | <b>Gen</b> Gender                     | <b>GK</b> Goalkeeper                       |
| <b>GKD</b> Goalkeeper dressed                      | <b>GP</b> Number of games played      | <b>GPI</b> Games played indeed             |
| <b>GPT</b> Number of games played by team          | <b>GWG</b> Game winning goals         | <b>L</b> Number of games lost              |
| <b>M</b> Male                                      | <b>MIP</b> Minutes and seconds played | <b>MIP%</b> MIP as percentage              |
| <b>M/G</b> Minutes per game                        | <b>No</b> Jersey number               | <b>PIM</b> Penalties in minutes            |
| <b>Pos</b> Position on team                        | <b>PPG</b> Power play goals           | <b>PTS</b> Points                          |
| <b>SG%</b> Percentage of goals from total shots    | <b>SHG</b> Shorthanded goals          | <b>SO</b> Shutouts                         |
| <b>SOG</b> Shots on goal                           | <b>SVS</b> Saves                      | <b>SVS%</b> SVS as percentage of total SOG |
| <b>TM</b> Total minutes played                     | <b>TSh</b> Total shifts played        | <b>W</b> Number of games won               |
| <b>+/-</b> Plus/minus net                          |                                       |  |



## Player Statistics by Team

Статистика игроков по командам

As of SAT 15 MAR 2014  
Including Game #20

### RUS - Russian Federation

#### Playing Statistics

| No | Name                | Gen | Pos | GP | G | A | PTS | PIM | +/- | GWG | PPG | SHG | SOG | SG%    | TM     | M/G   | TSh | AT/S |
|----|---------------------|-----|-----|----|---|---|-----|-----|-----|-----|-----|-----|-----|--------|--------|-------|-----|------|
| 1  | IVANOV Mikhail      | M   | GK  | 5  | 0 | 0 | 0   | 0   |     | 0   | 0   | 0   | 0   | 0.00   |        |       |     |      |
| 2  | LYSOV Aleksei       | M   | D   | 5  | 0 | 1 | 1   | 27  | +2  | 0   | 0   | 0   | 8   | 0.00   | 130:50 | 26:10 | 86  | 1:31 |
| 4  | ANDRIYANOV Maxim    | M   | D   | 1  | 0 | 0 | 0   | 0   | 0   | 0   | 0   | 0   | 0   | 0.00   | 0:00   | 0:00  | 0   | 0:00 |
| 5  | VARLAKOV Vasilii    | M   | D   | 5  | 1 | 4 | 5   | 2   | +9  | 0   | 0   | 0   | 3   | 33.33  | 101:17 | 20:15 | 80  | 1:15 |
| 6  | LITVINENKO Vladimir | M   | D   | 3  | 1 | 1 | 2   | 2   | +4  | 0   | 0   | 0   | 3   | 33.33  | 39:02  | 13:00 | 34  | 1:08 |
| 8  | LISOV Dmitrii       | M   | F   | 5  | 1 | 1 | 2   | 0   | +1  | 1   | 0   | 0   | 11  | 9.09   | 121:26 | 24:17 | 83  | 1:27 |
| 9  | SHIKHOV Konstantin  | M   | F   | 5  | 1 | 3 | 4   | 4   | +7  | 1   | 0   | 0   | 7   | 14.29  | 81:37  | 16:19 | 63  | 1:17 |
| 10 | TUCHIN Ruslan       | M   | F   | 3  | 0 | 0 | 0   | 0   | +1  | 0   | 0   | 0   | 0   | 0.00   | 8:22   | 2:47  | 7   | 1:11 |
| 11 | AMOSOV Alexey       | M   | F   | 5  | 2 | 1 | 3   | 4   | +6  | 0   | 0   | 0   | 6   | 33.33  | 80:50  | 16:10 | 69  | 1:10 |
| 14 | POPOV Iliia         | M   | F   | 5  | 1 | 2 | 3   | 0   | +4  | 1   | 0   | 0   | 3   | 33.33  | 20:09  | 4:01  | 13  | 1:33 |
| 16 | DVINIANINOV Andrey  | M   | F   | 4  | 3 | 2 | 5   | 2   | +4  | 0   | 1   | 0   | 3   | 100.00 | 47:54  | 11:58 | 42  | 1:08 |
| 17 | SELYUKIN Vadim      | M   | D   | 5  | 0 | 1 | 1   | 2   | +3  | 0   | 0   | 0   | 5   | 0.00   | 109:03 | 21:48 | 73  | 1:29 |
| 19 | KUZNETSOV Ivan      | M   | D   | 5  | 0 | 2 | 2   | 0   | +2  | 0   | 0   | 0   | 1   | 0.00   | 96:58  | 19:23 | 64  | 1:30 |
| 20 | KAMANTCEV Vladimir  | M   | GK  | 5  | 0 | 0 | 0   | 0   |     | 0   | 0   | 0   | 0   | 0.00   |        |       |     |      |
| 21 | PETROV Evgeny       | M   | F   | 5  | 2 | 4 | 6   | 2   | +6  | 0   | 0   | 0   | 8   | 25.00  | 107:09 | 21:25 | 76  | 1:24 |
| 22 | TERENTYEV Nikolay   | M   | F   | 4  | 1 | 0 | 1   | 0   | 0   | 0   | 0   | 0   | 4   | 25.00  | 59:49  | 14:57 | 41  | 1:27 |
| 23 | VOLKOV Iliia        | M   | F   | 5  | 2 | 0 | 2   | 4   | +1  | 0   | 2   | 0   | 9   | 22.22  | 113:37 | 22:43 | 83  | 1:22 |

#### Goalkeeping Statistics

| No | Name               | Gen | GPT | GKD | GPI | MIP    | MIP%  | GA | SVS | SOG | SVS%  | GAA  | SO | W | L |
|----|--------------------|-----|-----|-----|-----|--------|-------|----|-----|-----|-------|------|----|---|---|
| 1  | IVANOV Mikhail     | M   | 5   | 5   | 1   | 50:00  | 21.74 | 3  | 6   | 9   | 66.67 | 2.70 | 0  | 0 | 1 |
| 20 | KAMANTCEV Vladimir | M   | 5   | 5   | 4   | 180:00 | 78.26 | 2  | 40  | 42  | 95.24 | 0.50 | 2  | 3 | 1 |

#### LEGEND

|  |                                       |  |
|--|---------------------------------------|--|
| <b>A</b> Assists                                   | <b>AT/S</b> Average time per shift    | <b>D</b> Defence                           |
| <b>F</b> Forward                                   | <b>G</b> Goals                        | <b>GA</b> Goals against                    |
| <b>GAA</b> Goals against as average per 45 minutes | <b>Gen</b> Gender                     | <b>GK</b> Goalkeeper                       |
| <b>GKD</b> Goalkeeper dressed                      | <b>GP</b> Number of games played      | <b>GPI</b> Games played indeed             |
| <b>GPT</b> Number of games played by team          | <b>GWG</b> Game winning goals         | <b>L</b> Number of games lost              |
| <b>M</b> Male                                      | <b>MIP</b> Minutes and seconds played | <b>MIP%</b> MIP as percentage              |
| <b>M/G</b> Minutes per game                        | <b>No</b> Jersey number               | <b>PIM</b> Penalties in minutes            |
| <b>Pos</b> Position on team                        | <b>PPG</b> Power play goals           | <b>PTS</b> Points                          |
| <b>SG%</b> Percentage of goals from total shots    | <b>SHG</b> Shorthanded goals          | <b>SO</b> Shutouts                         |
| <b>SOG</b> Shots on goal                           | <b>SVS</b> Saves                      | <b>SVS%</b> SVS as percentage of total SOG |
| <b>TM</b> Total minutes played                     | <b>TSh</b> Total shifts played        | <b>W</b> Number of games won               |
| <b>+/-</b> Plus/minus net                          |                                       |  |



## Player Statistics by Team

Статистика игроков по командам

As of FRI 14 MAR 2014  
Including Game #17

### SWE - Sweden

#### Playing Statistics

| No | Name                         | Gen | Pos | GP | G | A | PTS | PIM | +/- | GWG | PPG | SHG | SOG | SG%   | TM     | M/G   | TSh | AT/S |
|----|------------------------------|-----|-----|----|---|---|-----|-----|-----|-----|-----|-----|-----|-------|--------|-------|-----|------|
| 2  | SILVSTRAND OLSSON Axel Filip | M   | F   | 0  | 0 | 0 | 0   | 0   | 0   | 0   | 0   | 0   | 0   | 0.00  | 0:00   | 0:00  | 0   | 0:00 |
| 3  | INGVARSSON Niklas            | M   | D   | 5  | 0 | 2 | 2   | 8   | -10 | 0   | 0   | 0   | 5   | 0.00  | 211:41 | 42:20 | 39  | 5:25 |
| 4  | OLSSON Stefan                | M   | F   | 5  | 0 | 0 | 0   | 0   | -1  | 0   | 0   | 0   | 0   | 0.00  | 0:57   | 0:11  | 2   | 0:28 |
| 5  | NILSSON Ulf                  | M   | GK  | 5  | 0 | 0 | 0   | 2   |     | 0   | 0   | 0   | 0   | 0.00  |        |       |     |      |
| 6  | ANDERSON Aron                | M   | F   | 0  | 0 | 0 | 0   | 0   | 0   | 0   | 0   | 0   | 0   | 0.00  | 0:00   | 0:00  | 0   | 0:00 |
| 7  | WISTRAND Anders              | M   | D   | 0  | 0 | 0 | 0   | 0   | 0   | 0   | 0   | 0   | 0   | 0.00  | 0:00   | 0:00  | 0   | 0:00 |
| 8  | KASPERI Per                  | M   | F   | 5  | 3 | 1 | 4   | 6   | -10 | 0   | 1   | 0   | 19  | 15.79 | 204:03 | 40:48 | 35  | 5:49 |
| 11 | LUNDGREN Rasmus              | M   | D   | 5  | 0 | 0 | 0   | 4   | -11 | 0   | 0   | 0   | 6   | 0.00  | 219:11 | 43:50 | 24  | 9:07 |
| 14 | JONSSON Kenth                | M   | GK  | 5  | 0 | 0 | 0   | 0   |     | 0   | 0   | 0   | 0   | 0.00  |        |       |     |      |
| 15 | HEDBERG Christian            | M   | D   | 5  | 0 | 0 | 0   | 0   | -2  | 0   | 0   | 0   | 0   | 0.00  | 50:42  | 10:08 | 28  | 1:48 |
| 18 | OJALA Peter                  | M   | F   | 5  | 0 | 0 | 0   | 2   | -8  | 0   | 0   | 0   | 0   | 0.00  | 70:57  | 14:11 | 42  | 1:41 |
| 19 | FROM Gunnar                  | M   | F   | 5  | 0 | 1 | 1   | 2   | -2  | 0   | 0   | 0   | 0   | 0.00  | 45:43  | 9:08  | 23  | 1:59 |
| 20 | RAKOS Niklas                 | M   | F   | 4  | 0 | 1 | 1   | 2   | -4  | 0   | 0   | 0   | 2   | 0.00  | 115:14 | 28:48 | 40  | 2:52 |
| 21 | HOLM Marcus                  | M   | D   | 5  | 1 | 1 | 2   | 4   | -11 | 0   | 0   | 0   | 6   | 16.67 | 207:54 | 41:34 | 33  | 6:18 |

#### Goalkeeping Statistics

| No | Name          | Gen | GPT | GKD | GPI | MIP    | MIP%  | GA | SVS | SOG | SVS%  | GAA  | SO | W | L |
|----|---------------|-----|-----|-----|-----|--------|-------|----|-----|-----|-------|------|----|---|---|
| 5  | NILSSON Ulf   | M   | 5   | 5   | 5   | 220:19 | 93.63 | 16 | 101 | 117 | 86.32 | 3.27 | 0  | 0 | 5 |
| 14 | JONSSON Kenth | M   | 5   | 5   | 1   | 15:00  | 6.37  | 3  | 6   | 9   | 66.67 | 9.00 | 0  | 0 | 0 |

#### LEGEND

|  |                                       |  |
|--|---------------------------------------|--|
| <b>A</b> Assists                                   | <b>AT/S</b> Average time per shift    | <b>D</b> Defence                           |
| <b>F</b> Forward                                   | <b>G</b> Goals                        | <b>GA</b> Goals against                    |
| <b>GAA</b> Goals against as average per 45 minutes | <b>Gen</b> Gender                     | <b>GK</b> Goalkeeper                       |
| <b>GKD</b> Goalkeeper dressed                      | <b>GP</b> Number of games played      | <b>GPI</b> Games played indeed             |
| <b>GPT</b> Number of games played by team          | <b>GWG</b> Game winning goals         | <b>L</b> Number of games lost              |
| <b>M</b> Male                                      | <b>MIP</b> Minutes and seconds played | <b>MIP%</b> MIP as percentage              |
| <b>M/G</b> Minutes per game                        | <b>No</b> Jersey number               | <b>PIM</b> Penalties in minutes            |
| <b>Pos</b> Position on team                        | <b>PPG</b> Power play goals           | <b>PTS</b> Points                          |
| <b>SG%</b> Percentage of goals from total shots    | <b>SHG</b> Shorthanded goals          | <b>SO</b> Shutouts                         |
| <b>SOG</b> Shots on goal                           | <b>SVS</b> Saves                      | <b>SVS%</b> SVS as percentage of total SOG |
| <b>TM</b> Total minutes played                     | <b>TSh</b> Total shifts played        | <b>W</b> Number of games won               |
| <b>+/-</b> Plus/minus net                          |                                       |  |



## Player Statistics by Team

Статистика игроков по командам

As of SAT 15 MAR 2014  
Including Game #20

### USA - United States

#### Playing Statistics

| No | Name           | Gen | Pos | GP | G | A | PTS | PIM | +/- | GWG | PPG | SHG | SOG | SG%   | TM     | M/G   | TSh | AT/S |
|----|----------------|-----|-----|----|---|---|-----|-----|-----|-----|-----|-----|-----|-------|--------|-------|-----|------|
| 1  | LEE Jen        | M   | GK  | 5  | 0 | 0 | 0   | 0   |     | 0   | 0   | 0   | 0   | 0.00  |        |       |     |      |
| 4  | ROYBAL Brody   | M   | F   | 5  | 2 | 0 | 2   | 2   | +3  | 1   | 0   | 0   | 6   | 33.33 | 82:33  | 16:30 | 53  | 1:33 |
| 6  | FARMER Declan  | M   | F   | 5  | 3 | 2 | 5   | 0   | +4  | 1   | 1   | 0   | 16  | 18.75 | 87:42  | 17:32 | 59  | 1:29 |
| 7  | LIPSETT Taylor | M   | F   | 1  | 0 | 0 | 0   | 0   | 0   | 0   | 0   | 0   | 0   | 0.00  | 11:07  | 11:07 | 7   | 1:35 |
| 8  | SHAW Greg      | M   | F   | 4  | 0 | 0 | 0   | 0   | +3  | 0   | 0   | 0   | 0   | 0.00  | 29:03  | 7:15  | 28  | 1:02 |
| 9  | YOHE Andy      | M   | D   | 5  | 0 | 1 | 1   | 4   | +2  | 0   | 0   | 0   | 1   | 0.00  | 74:48  | 14:57 | 43  | 1:44 |
| 11 | CARRON Tyler   | M   | D   | 5  | 0 | 0 | 0   | 0   | +4  | 0   | 0   | 0   | 0   | 0.00  | 83:46  | 16:45 | 46  | 1:49 |
| 13 | SWEENEY Joshua | M   | F   | 5  | 2 | 0 | 2   | 0   | +3  | 1   | 0   | 0   | 6   | 33.33 | 93:33  | 18:42 | 65  | 1:26 |
| 14 | McCOY Daniel   | M   | F   | 3  | 0 | 2 | 2   | 0   | +3  | 0   | 0   | 0   | 2   | 0.00  | 21:42  | 7:14  | 22  | 0:59 |
| 15 | LANDEROS Nikko | M   | D   | 5  | 0 | 5 | 5   | 0   | +7  | 0   | 0   | 0   | 12  | 0.00  | 146:32 | 29:18 | 49  | 2:59 |
| 18 | McKEE Kevin    | M   | F   | 2  | 0 | 0 | 0   | 0   | 0   | 0   | 0   | 0   | 0   | 0.00  | 20:20  | 10:10 | 17  | 1:11 |
| 19 | CHACE Taylor   | M   | D   | 5  | 1 | 2 | 3   | 6   | +8  | 1   | 0   | 0   | 5   | 20.00 | 143:50 | 28:46 | 57  | 2:31 |
| 20 | PAGE Adam      | M   | F   | 5  | 3 | 0 | 3   | 2   | +3  | 0   | 0   | 0   | 7   | 42.86 | 41:03  | 8:12  | 35  | 1:10 |
| 23 | ROMAN Rico     | M   | F   | 5  | 0 | 0 | 0   | 6   | +4  | 0   | 0   | 0   | 3   | 0.00  | 80:28  | 16:05 | 61  | 1:19 |
| 27 | PAULS Joshua   | M   | F   | 5  | 1 | 2 | 3   | 0   | +5  | 0   | 0   | 0   | 14  | 7.14  | 99:00  | 19:48 | 62  | 1:35 |
| 28 | SCHAUS Paul    | M   | F   | 5  | 1 | 0 | 1   | 8   | +1  | 0   | 0   | 0   | 2   | 50.00 | 76:52  | 15:22 | 67  | 1:08 |
| 34 | CASH Steve     | M   | GK  | 5  | 0 | 1 | 1   | 0   |     | 0   | 0   | 0   | 0   | 0.00  |        |       |     |      |

#### Goalkeeping Statistics

| No | Name       | Gen | GPT | GKD | GPI | MIP    | MIP%  | GA | SVS | SOG | SVS%  | GAA  | SO | W | L |
|----|------------|-----|-----|-----|-----|--------|-------|----|-----|-----|-------|------|----|---|---|
| 1  | LEE Jen    | M   | 5   | 5   | 1   | 04:42  | 2.09  | 1  | 2   | 3   | 66.67 | 9.57 | 0  | 0 | 0 |
| 34 | CASH Steve | M   | 5   | 5   | 5   | 220:06 | 97.91 | 2  | 43  | 45  | 95.56 | 0.41 | 3  | 4 | 1 |

#### LEGEND

|  |                                       |  |
|--|---------------------------------------|--|
| <b>A</b> Assists                                   | <b>AT/S</b> Average time per shift    | <b>D</b> Defence                           |
| <b>F</b> Forward                                   | <b>G</b> Goals                        | <b>GA</b> Goals against                    |
| <b>GAA</b> Goals against as average per 45 minutes | <b>Gen</b> Gender                     | <b>GK</b> Goalkeeper                       |
| <b>GKD</b> Goalkeeper dressed                      | <b>GP</b> Number of games played      | <b>GPI</b> Games played indeed             |
| <b>GPT</b> Number of games played by team          | <b>GWG</b> Game winning goals         | <b>L</b> Number of games lost              |
| <b>M</b> Male                                      | <b>MIP</b> Minutes and seconds played | <b>MIP%</b> MIP as percentage              |
| <b>M/G</b> Minutes per game                        | <b>No</b> Jersey number               | <b>PIM</b> Penalties in minutes            |
| <b>Pos</b> Position on team                        | <b>PPG</b> Power play goals           | <b>PTS</b> Points                          |
| <b>SG%</b> Percentage of goals from total shots    | <b>SHG</b> Shorthanded goals          | <b>SO</b> Shutouts                         |
| <b>SOG</b> Shots on goal                           | <b>SVS</b> Saves                      | <b>SVS%</b> SVS as percentage of total SOG |
| <b>TM</b> Total minutes played                     | <b>TSh</b> Total shifts played        | <b>W</b> Number of games won               |
| <b>+/-</b> Plus/minus net                          |                                       |  |



## Goalkeepers

Вратари

As of SAT 15 MAR 2014

Including Game #20

(Ranked by highest SVS% / lowest GAA / highest GPI)

| Rank | Name               | Gender | No | Team | GKD | GPI | MIP    | MIP%   | SOG | GA | SVS | SVS%         | GAA  | PPGA | SHGA | SO |
|------|--------------------|--------|----|------|-----|-----|--------|--------|-----|----|-----|--------------|------|------|------|----|
| 1    | CASH Steve         | M      | 34 | USA  | 5   | 5   | 220:06 | 97.91  | 45  | 2  | 43  | <b>95.56</b> | 0.41 | 1    | 0    | 3  |
| 2    | KAMANTCEV Vladimir | M      | 20 | RUS  | 5   | 4   | 180:00 | 78.26  | 42  | 2  | 40  | <b>95.24</b> | 0.50 | 0    | 0    | 2  |
| 3    | VAPENKA Michal     | M      | 6  | CZE  | 5   | 5   | 235:00 | 100.00 | 79  | 4  | 75  | <b>94.94</b> | 0.77 | 0    | 0    | 2  |
| 4    | WATSON Corbin      | M      | 30 | CAN  | 5   | 4   | 179:10 | 79.93  | 33  | 3  | 30  | <b>90.91</b> | 0.75 | 0    | 0    | 3  |
| 5    | BUEN Kristian      | M      | 2  | NOR  | 5   | 5   | 225:42 | 99.07  | 88  | 11 | 77  | <b>87.50</b> | 2.19 | 2    | 0    | 0  |
| 6    | YU Man-Gyun        | M      | 31 | KOR  | 5   | 5   | 229:06 | 100.00 | 70  | 9  | 61  | <b>87.14</b> | 1.77 | 1    | 0    | 1  |
| 7    | NILSSON Ulf        | M      | 5  | SWE  | 5   | 5   | 220:19 | 93.63  | 117 | 16 | 101 | <b>86.32</b> | 3.27 | 2    | 0    | 0  |
| 8    | ARAUDO Gabriele    | M      | 15 | ITA  | 5   | 4   | 123:11 | 53.98  | 27  | 5  | 22  | <b>81.48</b> | 1.83 | 3    | 0    | 0  |
| 9    | STILLITANO Santino | M      | 1  | ITA  | 5   | 3   | 105:00 | 46.02  | 37  | 12 | 25  | <b>67.57</b> | 5.14 | 2    | 0    | 0  |

(Goalkeepers with less than 40% of their team's total minutes (MIP% less 40))

| Name                  | Gender | No | Team | GKD | GPI | MIP   | MIP%  | SOG | GA | SVS | SVS%         | GAA  | PPGA | SHGA | SO |
|-----------------------|--------|----|------|-----|-----|-------|-------|-----|----|-----|--------------|------|------|------|----|
| ST-AMAND Benoit       | M      | 22 | CAN  | 5   | 1   | 45:00 | 20.07 | 5   | 1  | 4   | <b>80.00</b> | 1.00 | 0    | 0    | 0  |
| IVANOV Mikhail        | M      | 1  | RUS  | 5   | 1   | 50:00 | 21.74 | 9   | 3  | 6   | <b>66.67</b> | 2.70 | 2    | 0    | 0  |
| JONSSON Kenth         | M      | 14 | SWE  | 5   | 1   | 15:00 | 6.37  | 9   | 3  | 6   | <b>66.67</b> | 9.00 | 1    | 0    | 0  |
| LEE Jen               | M      | 1  | USA  | 5   | 1   | 04:42 | 2.09  | 3   | 1  | 2   | <b>66.67</b> | 9.57 | 0    | 0    | 0  |
| HAMAR Kjell Christian | M      | 18 | NOR  | 5   | 1   | 02:07 | 0.93  | 0   | 0  | 0   | <b>0.00</b>  | 0.00 | 0    | 0    | 0  |

### LEGEND

**GA** Goals against

**GPI** Games played indeed

**No** Jersey number

**SO** Shutouts (no GA in a game)

**SVS%** SVS as percentage of total SOG

**GAA** Goals against as average per 45 minutes

**MIP** Minutes and seconds played

**PPGA** Power play goals against

**SOG** Shots on goal (G+SSG)

**GKD** Goalkeeper dressed

**MIP%** MIP as percentage

**SHGA** Shorthanded goals against

**SVS** Saves



## Scoring Leaders

Лидеры по набранным очкам

As of SAT 15 MAR 2014  
Including Game #20

(Ranked by highest PTS/ highest G/ lowest GP)

| Rank | Name                        | Gender | No | Team | Pos | GP | G | A | PTS | PIM | +/- |
|------|-----------------------------|--------|----|------|-----|----|---|---|-----|-----|-----|
| 1    | DIXON Adam                  | M      | 11 | CAN  | D   | 5  | 4 | 3 | 7   | 4   | +8  |
| 2    | GALE Anthony                | M      | 9  | CAN  | F   | 5  | 2 | 4 | 6   | 4   | +2  |
| 2    | PETROV Evgeny               | M      | 21 | RUS  | F   | 5  | 2 | 4 | 6   | 2   | +6  |
| 4    | REMPEL Kevin                | M      | 5  | CAN  | F   | 5  | 0 | 6 | 6   | 4   | +3  |
| 5    | DVINYANINOV Andrey          | M      | 16 | RUS  | F   | 4  | 3 | 2 | 5   | 2   | +4  |
| 6    | BRIDGES Billy               | M      | 18 | CAN  | F   | 5  | 3 | 2 | 5   | 4   | +5  |
| 6    | FARMER Declan               | M      | 6  | USA  | F   | 5  | 3 | 2 | 5   | 0   | +4  |
| 8    | VARLAKOV Vasilii            | M      | 5  | RUS  | D   | 5  | 1 | 4 | 5   | 2   | +9  |
| 9    | LANDEROS Nikko              | M      | 15 | USA  | D   | 5  | 0 | 5 | 5   | 0   | +7  |
| 10   | KASPERI Per                 | M      | 8  | SWE  | F   | 5  | 3 | 1 | 4   | 6   | -10 |
| 10   | LAROCQUE Dominic            | M      | 26 | CAN  | F   | 5  | 3 | 1 | 4   | 0   | +4  |
| 12   | JUNG Seung-Hwan             | M      | 14 | KOR  | F   | 5  | 2 | 2 | 4   | 14  | -3  |
| 12   | PLANKER Florian             | M      | 5  | ITA  | F   | 5  | 2 | 2 | 4   | 0   | -2  |
| 12   | WESTLAKE Greg               | M      | 12 | CAN  | F   | 5  | 2 | 2 | 4   | 2   | +4  |
| 15   | BOWDEN Brad                 | M      | 27 | CAN  | F   | 5  | 1 | 3 | 4   | 0   | +4  |
| 15   | SHIKHOV Konstantin          | M      | 9  | RUS  | F   | 5  | 1 | 3 | 4   | 4   | +7  |
| 17   | GEIER Michal                | M      | 74 | CZE  | F   | 5  | 3 | 0 | 3   | 4   | 0   |
| 17   | PAGE Adam                   | M      | 20 | USA  | F   | 5  | 3 | 0 | 3   | 2   | +3  |
| 19   | AMOSOV Alexey               | M      | 11 | RUS  | F   | 5  | 2 | 1 | 3   | 4   | +6  |
| 20   | CAVALIERE Gianluca          | M      | 6  | ITA  | D   | 5  | 1 | 2 | 3   | 4   | -5  |
| 20   | CHACE Taylor                | M      | 19 | USA  | D   | 5  | 1 | 2 | 3   | 6   | +8  |
| 20   | PAULS Joshua                | M      | 27 | USA  | F   | 5  | 1 | 2 | 3   | 0   | +5  |
| 20   | POPOV Iliia                 | M      | 14 | RUS  | F   | 5  | 1 | 2 | 3   | 0   | +4  |
| 20   | SAFRANEK Zdenek             | M      | 24 | CZE  | F   | 5  | 1 | 2 | 3   | 4   | 0   |
| 25   | ARSENAULT Steve             | M      | 14 | CAN  | D   | 5  | 0 | 3 | 3   | 0   | +9  |
| 25   | KUBES Pavel                 | M      | 29 | CZE  | D   | 5  | 0 | 3 | 3   | 0   | +2  |
| 25   | McGREGOR Tyler              | M      | 8  | CAN  | F   | 5  | 0 | 3 | 3   | 0   | 0   |
| 25   | SOLBERG Loyd-Remi Pallander | M      | 17 | NOR  | F   | 5  | 0 | 3 | 3   | 6   | -2  |
| 29   | BAKKE Audun                 | M      | 22 | NOR  | F   | 5  | 2 | 0 | 2   | 0   | -3  |
| 29   | HAN Min-Su                  | M      | 68 | KOR  | D   | 5  | 2 | 0 | 2   | 0   | -2  |
| 29   | ROYBAL Brody                | M      | 4  | USA  | F   | 5  | 2 | 0 | 2   | 2   | +3  |
| 29   | SWEENEY Joshua              | M      | 13 | USA  | F   | 5  | 2 | 0 | 2   | 0   | +3  |
| 29   | VOLKOV Iliia                | M      | 23 | RUS  | F   | 5  | 2 | 0 | 2   | 4   | +1  |

### LEGEND

|            |                      |            |                        |            |               |
|------------|----------------------|------------|------------------------|------------|---------------|
| <b>A</b>   | Assists              | <b>D</b>   | Defence                | <b>F</b>   | Forward       |
| <b>G</b>   | Goals                | <b>GP</b>  | Number of games played | <b>No</b>  | Jersey number |
| <b>PIM</b> | Penalties in minutes | <b>Pos</b> | Position               | <b>PTS</b> | Points        |
| <b>+/-</b> | Plus/minus net       |            |                        |            |               |



## Goal Scoring Leaders

Лидеры по заброшенным шайбам

As of SAT 15 MAR 2014

Including Game #20

(Ranked by highest G/ lowest GP)

| Rank | Name                         | Gender | No | Team | Pos | GP | G | S       | SG%   | PPG | SHG | +/- |
|------|------------------------------|--------|----|------|-----|----|---|---------|-------|-----|-----|-----|
| 1    | DIXON Adam                   | M      | 11 | CAN  | D   | 5  | 4 | 11      | 36.36 | 1   | 0   | +8  |
| 2    | DVINYANINOV Andrey           | M      | 16 | RUS  | F   | 4  | 3 | 3100.00 |       | 1   | 0   | +4  |
| 3    | BRIDGES Billy                | M      | 18 | CAN  | F   | 5  | 3 | 18      | 16.67 | 1   | 0   | +5  |
| 3    | FARMER Declan                | M      | 6  | USA  | F   | 5  | 3 | 16      | 18.75 | 1   | 0   | +4  |
| 3    | GEIER Michal                 | M      | 74 | CZE  | F   | 5  | 3 | 9       | 33.33 | 0   | 0   | 0   |
| 3    | KASPERI Per                  | M      | 8  | SWE  | F   | 5  | 3 | 19      | 15.79 | 1   | 0   | -10 |
| 3    | LAROCQUE Dominic             | M      | 26 | CAN  | F   | 5  | 3 | 7       | 42.86 | 1   | 0   | +4  |
| 3    | PAGE Adam                    | M      | 20 | USA  | F   | 5  | 3 | 7       | 42.86 | 0   | 0   | +3  |
| 9    | AMOSOV Alexey                | M      | 11 | RUS  | F   | 5  | 2 | 6       | 33.33 | 0   | 0   | +6  |
| 9    | BAKKE Audun                  | M      | 22 | NOR  | F   | 5  | 2 | 12      | 16.67 | 0   | 0   | -3  |
| 9    | GALE Anthony                 | M      | 9  | CAN  | F   | 5  | 2 | 4       | 50.00 | 0   | 0   | +2  |
| 9    | HAN Min-Su                   | M      | 68 | KOR  | D   | 5  | 2 | 8       | 25.00 | 1   | 0   | -2  |
| 9    | JUNG Seung-Hwan              | M      | 14 | KOR  | F   | 5  | 2 | 19      | 10.53 | 0   | 0   | -3  |
| 9    | PETROV Evgeny                | M      | 21 | RUS  | F   | 5  | 2 | 8       | 25.00 | 0   | 0   | +6  |
| 9    | PLANKER Florian              | M      | 5  | ITA  | F   | 5  | 2 | 23      | 8.70  | 0   | 0   | -2  |
| 9    | ROYBAL Brody                 | M      | 4  | USA  | F   | 5  | 2 | 6       | 33.33 | 0   | 0   | +3  |
| 9    | SWEENEY Joshua               | M      | 13 | USA  | F   | 5  | 2 | 6       | 33.33 | 0   | 0   | +3  |
| 9    | VOLKOV Ilia                  | M      | 23 | RUS  | F   | 5  | 2 | 9       | 22.22 | 2   | 0   | +1  |
| 9    | WESTLAKE Greg                | M      | 12 | CAN  | F   | 5  | 2 | 16      | 12.50 | 1   | 0   | +4  |
| 20   | LITVINENKO Vladimir          | M      | 6  | RUS  | D   | 3  | 1 | 3       | 33.33 | 0   | 0   | +4  |
| 21   | TERENTYEV Nikolay            | M      | 22 | RUS  | F   | 4  | 1 | 4       | 25.00 | 0   | 0   | 0   |
| 22   | BERGER Jiri                  | M      | 10 | CZE  | D   | 5  | 1 | 14      | 7.14  | 0   | 0   | 0   |
| 22   | BOGLE Magnus                 | M      | 12 | NOR  | F   | 5  | 1 | 6       | 16.67 | 0   | 0   | -3  |
| 22   | BOWDEN Brad                  | M      | 27 | CAN  | F   | 5  | 1 | 10      | 10.00 | 0   | 0   | +4  |
| 22   | CAVALIERE Gianluca           | M      | 6  | ITA  | D   | 5  | 1 | 7       | 14.29 | 0   | 0   | -5  |
| 22   | CHACE Taylor                 | M      | 19 | USA  | D   | 5  | 1 | 5       | 20.00 | 0   | 0   | +8  |
| 22   | CHO Byeong-Seok              | M      | 27 | KOR  | F   | 5  | 1 | 7       | 14.29 | 1   | 0   | -3  |
| 22   | DELANEY Ben                  | M      | 10 | CAN  | F   | 5  | 1 | 3       | 33.33 | 0   | 0   | +2  |
| 22   | DORION Marc                  | M      | 7  | CAN  | F   | 5  | 1 | 11      | 9.09  | 0   | 0   | +5  |
| 22   | HOLM Marcus                  | M      | 21 | SWE  | D   | 5  | 1 | 6       | 16.67 | 0   | 0   | -11 |
| 22   | JANG Dong-Shin               | M      | 20 | KOR  | D   | 5  | 1 | 6       | 16.67 | 1   | 0   | -4  |
| 22   | KRUPICKA Zdenek              | M      | 96 | CZE  | F   | 5  | 1 | 6       | 16.67 | 0   | 0   | +2  |
| 22   | KVOCH Tomas                  | M      | 21 | CZE  | D   | 5  | 1 | 5       | 20.00 | 1   | 0   | +2  |
| 22   | LEPERDI Gregory Brian Alexis | M      | 73 | ITA  | F   | 5  | 1 | 10      | 10.00 | 0   | 0   | -5  |
| 22   | LISOV Dmitrii                | M      | 8  | RUS  | F   | 5  | 1 | 11      | 9.09  | 0   | 0   | +1  |
| 22   | MACRI Andrea                 | M      | 18 | ITA  | F   | 5  | 1 | 2       | 50.00 | 0   | 0   | -8  |
| 22   | MURRAY Graeme                | M      | 29 | CAN  | D   | 5  | 1 | 4       | 25.00 | 0   | 0   | +2  |
| 22   | PALAT David                  | M      | 77 | CZE  | F   | 5  | 1 | 9       | 11.11 | 0   | 0   | +2  |
| 22   | PAULS Joshua                 | M      | 27 | USA  | F   | 5  | 1 | 14      | 7.14  | 0   | 0   | +5  |
| 22   | PEDERSEN Rolf Einar          | M      | 3  | NOR  | D   | 5  | 1 | 10      | 10.00 | 0   | 0   | -5  |
| 22   | POPOV Ilia                   | M      | 14 | RUS  | F   | 5  | 1 | 3       | 33.33 | 0   | 0   | +4  |
| 22   | ROSA Gianluigi               | M      | 3  | ITA  | D   | 5  | 1 | 19      | 5.26  | 0   | 0   | -3  |
| 22   | SAFRANEK Zdenek              | M      | 24 | CZE  | F   | 5  | 1 | 7       | 14.29 | 1   | 0   | 0   |
| 22   | SCHAUS Paul                  | M      | 28 | USA  | F   | 5  | 1 | 2       | 50.00 | 0   | 0   | +1  |
| 22   | SHIKHOV Konstantin           | M      | 9  | RUS  | F   | 5  | 1 | 7       | 14.29 | 0   | 0   | +7  |
| 22   | VARLAKOV Vasili              | M      | 5  | RUS  | D   | 5  | 1 | 3       | 33.33 | 0   | 0   | +9  |





**LEGEND**

|   |                              |                             |                                  |
|---|------------------------------|-----------------------------|----------------------------------|
| <b>D</b> Defence                                | <b>F</b> Forward             | <b>G</b> Goals              | <b>GP</b> Number of games played |
| <b>No</b> Jersey number                         | <b>Pos</b> Position          | <b>PPG</b> Power play goals | <b>S</b> Shots                   |
| <b>SG%</b> Percentage of goals from total shots | <b>SHG</b> Shorthanded goals | <b>+/-</b> Plus/minus net   |                                  |



## Assist Leaders

Лидеры по голевым передачам

As of SAT 15 MAR 2014  
Including Game #20

(Ranked by highest A/ lowest GP)

| Rank | Name                        | Gender | No | Team | Pos | GP | A | +/- |
|------|-----------------------------|--------|----|------|-----|----|---|-----|
| 1    | REMPEL Kevin                | M      | 5  | CAN  | F   | 5  | 6 | +3  |
| 2    | LANDEROS Nikko              | M      | 15 | USA  | D   | 5  | 5 | +7  |
| 3    | GALE Anthony                | M      | 9  | CAN  | F   | 5  | 4 | +2  |
| 3    | PETROV Evgeny               | M      | 21 | RUS  | F   | 5  | 4 | +6  |
| 3    | VARLAKOV Vasilii            | M      | 5  | RUS  | D   | 5  | 4 | +9  |
| 6    | ARSENAULT Steve             | M      | 14 | CAN  | D   | 5  | 3 | +9  |
| 6    | BOWDEN Brad                 | M      | 27 | CAN  | F   | 5  | 3 | +4  |
| 6    | DIXON Adam                  | M      | 11 | CAN  | D   | 5  | 3 | +8  |
| 6    | KUBES Pavel                 | M      | 29 | CZE  | D   | 5  | 3 | +2  |
| 6    | McGREGOR Tyler              | M      | 8  | CAN  | F   | 5  | 3 | 0   |
| 6    | SHIKHOV Konstantin          | M      | 9  | RUS  | F   | 5  | 3 | +7  |
| 6    | SOLBERG Loyd-Remi Pallander | M      | 17 | NOR  | F   | 5  | 3 | -2  |
| 13   | McCOY Daniel                | M      | 14 | USA  | F   | 3  | 2 | +3  |
| 14   | DVINYANINOV Andrey          | M      | 16 | RUS  | F   | 4  | 2 | +4  |
| 15   | BRIDGES Billy               | M      | 18 | CAN  | F   | 5  | 2 | +5  |
| 15   | CAVALIERE Gianluca          | M      | 6  | ITA  | D   | 5  | 2 | -5  |
| 15   | CHACE Taylor                | M      | 19 | USA  | D   | 5  | 2 | +8  |
| 15   | CHO Young-Jae               | M      | 10 | KOR  | D   | 5  | 2 | -3  |
| 15   | FARMER Declan               | M      | 6  | USA  | F   | 5  | 2 | +4  |
| 15   | INGVARSSON Niklas           | M      | 3  | SWE  | D   | 5  | 2 | -10 |
| 15   | JUNG Seung-Hwan             | M      | 14 | KOR  | F   | 5  | 2 | -3  |
| 15   | KUZNETSOV Ivan              | M      | 19 | RUS  | D   | 5  | 2 | +2  |
| 15   | PARK Woo-Chul               | M      | 90 | KOR  | D   | 5  | 2 | -3  |
| 15   | PAULS Joshua                | M      | 27 | USA  | F   | 5  | 2 | +5  |
| 15   | PLANKER Florian             | M      | 5  | ITA  | F   | 5  | 2 | -2  |
| 15   | POPOV Iliia                 | M      | 14 | RUS  | F   | 5  | 2 | +4  |
| 15   | SAFRANEK Zdenek             | M      | 24 | CZE  | F   | 5  | 2 | 0   |
| 15   | WESTLAKE Greg               | M      | 12 | CAN  | F   | 5  | 2 | +4  |
| 15   | WHITSON Derek               | M      | 4  | CAN  | D   | 5  | 2 | +2  |
| 30   | LITVINENKO Vladimir         | M      | 6  | RUS  | D   | 3  | 1 | +4  |

### LEGEND

|           |               |            |          |            |                |           |                        |
|-----------|---------------|------------|----------|------------|----------------|-----------|------------------------|
| <b>A</b>  | Assists       | <b>D</b>   | Defence  | <b>F</b>   | Forward        | <b>GP</b> | Number of games played |
| <b>No</b> | Jersey number | <b>Pos</b> | Position | <b>+/-</b> | Plus/minus net |           |                        |



## Defencemen Scoring Leaders

Лидеры обороны по набранным очкам

As of SAT 15 MAR 2014  
Including Game #20

(Ranked by highest PTS / highest G / lowest GP)

| Rank | Name                | Gender | No | Team | GP | G | A | PTS | PIM | +/- |
|------|---------------------|--------|----|------|----|---|---|-----|-----|-----|
| 1    | DIXON Adam          | M      | 11 | CAN  | 5  | 4 | 3 | 7   | 4   | +8  |
| 2    | VARLAKOV Vasilii    | M      | 5  | RUS  | 5  | 1 | 4 | 5   | 2   | +9  |
| 3    | LANDEROS Nikko      | M      | 15 | USA  | 5  | 0 | 5 | 5   | 0   | +7  |
| 4    | CAVALIERE Gianluca  | M      | 6  | ITA  | 5  | 1 | 2 | 3   | 4   | -5  |
| 4    | CHACE Taylor        | M      | 19 | USA  | 5  | 1 | 2 | 3   | 6   | +8  |
| 6    | ARSENAULT Steve     | M      | 14 | CAN  | 5  | 0 | 3 | 3   | 0   | +9  |
| 6    | KUBES Pavel         | M      | 29 | CZE  | 5  | 0 | 3 | 3   | 0   | +2  |
| 8    | HAN Min-Su          | M      | 68 | KOR  | 5  | 2 | 0 | 2   | 0   | -2  |
| 9    | LITVINENKO Vladimir | M      | 6  | RUS  | 3  | 1 | 1 | 2   | 2   | +4  |
| 10   | HOLM Marcus         | M      | 21 | SWE  | 5  | 1 | 1 | 2   | 4   | -11 |
| 10   | MURRAY Graeme       | M      | 29 | CAN  | 5  | 1 | 1 | 2   | 4   | +2  |
| 10   | PEDERSEN Rolf Einar | M      | 3  | NOR  | 5  | 1 | 1 | 2   | 8   | -5  |
| 10   | ROSA Gianluigi      | M      | 3  | ITA  | 5  | 1 | 1 | 2   | 2   | -3  |
| 14   | CHO Young-Jae       | M      | 10 | KOR  | 5  | 0 | 2 | 2   | 4   | -3  |
| 14   | INGVARSSON Niklas   | M      | 3  | SWE  | 5  | 0 | 2 | 2   | 8   | -10 |
| 14   | KUZNETSOV Ivan      | M      | 19 | RUS  | 5  | 0 | 2 | 2   | 0   | +2  |
| 14   | PARK Woo-Chul       | M      | 90 | KOR  | 5  | 0 | 2 | 2   | 4   | -3  |
| 14   | WHITSON Derek       | M      | 4  | CAN  | 5  | 0 | 2 | 2   | 0   | +2  |
| 19   | BERGER Jiri         | M      | 10 | CZE  | 5  | 1 | 0 | 1   | 2   | 0   |
| 19   | JANG Dong-Shin      | M      | 20 | KOR  | 5  | 1 | 0 | 1   | 4   | -4  |
| 19   | KVOCH Tomas         | M      | 21 | CZE  | 5  | 1 | 0 | 1   | 0   | +2  |
| 22   | HRBEK Miroslav      | M      | 65 | CZE  | 4  | 0 | 1 | 1   | 0   | +1  |
| 23   | LEE Jong-Kyung      | M      | 28 | KOR  | 5  | 0 | 1 | 1   | 0   | -3  |
| 23   | LYSOV Aleksei       | M      | 2  | RUS  | 5  | 0 | 1 | 1   | 27  | +2  |
| 23   | MOTYCKA David       | M      | 7  | CZE  | 5  | 0 | 1 | 1   | 2   | -1  |
| 23   | SELYUKIN Vadim      | M      | 17 | RUS  | 5  | 0 | 1 | 1   | 2   | +3  |
| 23   | YOHE Andy           | M      | 9  | USA  | 5  | 0 | 1 | 1   | 4   | +2  |

### LEGEND

|            |                |            |                      |            |                        |
|------------|----------------|------------|----------------------|------------|------------------------|
| <b>A</b>   | Assists        | <b>G</b>   | Goals                | <b>GP</b>  | Number of games played |
| <b>No</b>  | Jersey number  | <b>PIM</b> | Penalties in minutes | <b>PTS</b> | Points                 |
| <b>+/-</b> | Plus/minus net |            |                      |            |                        |



## Face-off Leaders

Лидеры по выигранным вбрасываниям

As of SAT 15 MAR 2014

Including Game #20

(Ranked by highest FO%)

| Rank | Name                         | Gender | No | Team | Pos | GP | FO+ | FO- | FO+/- | FO%          |
|------|------------------------------|--------|----|------|-----|----|-----|-----|-------|--------------|
| 1    | FARMER Declan                | M      | 6  | USA  | F   | 5  | 59  | 22  | 37    | <b>72.84</b> |
| 2    | REMPEL Kevin                 | M      | 5  | CAN  | F   | 5  | 21  | 9   | 12    | <b>70.00</b> |
| 3    | BRIDGES Billy                | M      | 18 | CAN  | F   | 5  | 55  | 24  | 31    | <b>69.62</b> |
| 4    | INGVARSSON Niklas            | M      | 3  | SWE  | D   | 5  | 63  | 36  | 27    | <b>63.64</b> |
| 5    | GALE Anthony                 | M      | 9  | CAN  | F   | 5  | 38  | 23  | 15    | <b>62.30</b> |
| 6    | PEDERSEN Rolf Einar          | M      | 3  | NOR  | D   | 5  | 54  | 35  | 19    | <b>60.67</b> |
| 7    | LEE Jong-Kyung               | M      | 28 | KOR  | D   | 5  | 77  | 54  | 23    | <b>58.78</b> |
| 8    | PARK Sang-Hyeon              | M      | 88 | KOR  | D   | 5  | 44  | 32  | 12    | <b>57.89</b> |
| 9    | SVEE Stig Tore               | M      | 8  | NOR  | F   | 1  | 6   | 5   | 1     | <b>54.55</b> |
| 10   | SHAW Greg                    | M      | 8  | USA  | F   | 4  | 13  | 12  | 1     | <b>52.00</b> |
| 11   | PLANKER Florian              | M      | 5  | ITA  | F   | 5  | 44  | 43  | 1     | <b>50.57</b> |
| 12   | HABL Zdenek                  | M      | 82 | CZE  | F   | 5  | 64  | 63  | 1     | <b>50.39</b> |
| 13   | DORION Marc                  | M      | 7  | CAN  | F   | 5  | 15  | 15  | 0     | <b>50.00</b> |
| 14   | ROMAN Rico                   | M      | 23 | USA  | F   | 5  | 30  | 32  | -2    | <b>48.39</b> |
| 15   | BOGLE Magnus                 | M      | 12 | NOR  | F   | 5  | 32  | 35  | -3    | <b>47.76</b> |
| 16   | HOLM Marcus                  | M      | 21 | SWE  | D   | 5  | 28  | 31  | -3    | <b>47.46</b> |
| 17   | VOLKOV Ilia                  | M      | 23 | RUS  | F   | 5  | 41  | 52  | -11   | <b>44.09</b> |
| 18   | LEPERDI Gregory Brian Alexis | M      | 73 | ITA  | F   | 5  | 18  | 25  | -7    | <b>41.86</b> |
| 19   | MACRI Andrea                 | M      | 18 | ITA  | F   | 5  | 13  | 19  | -6    | <b>40.62</b> |
| 20   | AMOSOV Alexey                | M      | 11 | RUS  | F   | 5  | 30  | 44  | -14   | <b>40.54</b> |
| 21   | FOJTIK Erik                  | M      | 30 | CZE  | F   | 5  | 38  | 59  | -21   | <b>39.18</b> |
| 22   | SORHEIM Emil                 | M      | 15 | NOR  | F   | 5  | 8   | 17  | -9    | <b>32.00</b> |
| 23   | LUNDGREN Rasmus              | M      | 11 | SWE  | D   | 5  | 7   | 16  | -9    | <b>30.43</b> |
| 24   | HEDBERG Christian            | M      | 15 | SWE  | D   | 5  | 7   | 20  | -13   | <b>25.93</b> |
| 24   | WINKLER Werner               | M      | 7  | ITA  | F   | 5  | 7   | 20  | -13   | <b>25.93</b> |

### NOTE

Average of four face-offs per game played required for ranking.

### LEGEND

|            |                        |              |               |            |                             |
|------------|------------------------|--------------|---------------|------------|-----------------------------|
| <b>D</b>   | Defence                | <b>F</b>     | Forward       | <b>FO+</b> | Face-offs won               |
| <b>FO-</b> | Face-offs lost         | <b>FO+/-</b> | Face-offs net | <b>FO%</b> | Face-offs won as percentage |
| <b>GP</b>  | Number of games played | <b>No</b>    | Jersey number | <b>Pos</b> | Position                    |



## Plus-Minus Leaders

Лидеры по «плюс-минус»

As of SAT 15 MAR 2014  
Including Game #20

(Ranked by highest +/- / highest + /lowest GP)

| Rank | Name                | Gender | No | Team | Pos | GP | +  | - | +/-       |
|------|---------------------|--------|----|------|-----|----|----|---|-----------|
| 1    | VARLAKOV Vasilii    | M      | 5  | RUS  | D   | 5  | 10 | 1 | <b>+9</b> |
| 2    | ARSENAULT Steve     | M      | 14 | CAN  | D   | 5  | 9  | 0 | <b>+9</b> |
| 3    | DIXON Adam          | M      | 11 | CAN  | D   | 5  | 9  | 1 | <b>+8</b> |
| 4    | CHACE Taylor        | M      | 19 | USA  | D   | 5  | 8  | 0 | <b>+8</b> |
| 5    | LANDEROS Nikko      | M      | 15 | USA  | D   | 5  | 9  | 2 | <b>+7</b> |
| 6    | SHIKHOV Konstantin  | M      | 9  | RUS  | F   | 5  | 7  | 0 | <b>+7</b> |
| 7    | AMOSOV Alexey       | M      | 11 | RUS  | F   | 5  | 7  | 1 | <b>+6</b> |
| 7    | PETROV Evgeny       | M      | 21 | RUS  | F   | 5  | 7  | 1 | <b>+6</b> |
| 9    | BRIDGES Billy       | M      | 18 | CAN  | F   | 5  | 6  | 1 | <b>+5</b> |
| 9    | PAULS Joshua        | M      | 27 | USA  | F   | 5  | 6  | 1 | <b>+5</b> |
| 11   | DORION Marc         | M      | 7  | CAN  | F   | 5  | 5  | 0 | <b>+5</b> |
| 12   | WESTLAKE Greg       | M      | 12 | CAN  | F   | 5  | 6  | 2 | <b>+4</b> |
| 13   | DVINYANINOV Andrey  | M      | 16 | RUS  | F   | 4  | 5  | 1 | <b>+4</b> |
| 14   | BOWDEN Brad         | M      | 27 | CAN  | F   | 5  | 5  | 1 | <b>+4</b> |
| 14   | FARMER Declan       | M      | 6  | USA  | F   | 5  | 5  | 1 | <b>+4</b> |
| 16   | LITVINENKO Vladimir | M      | 6  | RUS  | D   | 3  | 4  | 0 | <b>+4</b> |
| 17   | CARRON Tyler        | M      | 11 | USA  | D   | 5  | 4  | 0 | <b>+4</b> |
| 17   | LAROCQUE Dominic    | M      | 26 | CAN  | F   | 5  | 4  | 0 | <b>+4</b> |
| 17   | POPOV Ilia          | M      | 14 | RUS  | F   | 5  | 4  | 0 | <b>+4</b> |
| 17   | ROMAN Rico          | M      | 23 | USA  | F   | 5  | 4  | 0 | <b>+4</b> |
| 21   | REMPEL Kevin        | M      | 5  | CAN  | F   | 5  | 4  | 1 | <b>+3</b> |
| 21   | ROYBAL Brody        | M      | 4  | USA  | F   | 5  | 4  | 1 | <b>+3</b> |
| 23   | McCOY Daniel        | M      | 14 | USA  | F   | 3  | 3  | 0 | <b>+3</b> |
| 24   | SHAW Greg           | M      | 8  | USA  | F   | 4  | 3  | 0 | <b>+3</b> |
| 25   | PAGE Adam           | M      | 20 | USA  | F   | 5  | 3  | 0 | <b>+3</b> |
| 25   | SELYUKIN Vadim      | M      | 17 | RUS  | D   | 5  | 3  | 0 | <b>+3</b> |
| 25   | SWEENEY Joshua      | M      | 13 | USA  | F   | 5  | 3  | 0 | <b>+3</b> |
| 28   | GALE Anthony        | M      | 9  | CAN  | F   | 5  | 5  | 3 | <b>+2</b> |
| 28   | MURRAY Graeme       | M      | 29 | CAN  | D   | 5  | 5  | 3 | <b>+2</b> |
| 28   | WHITSON Derek       | M      | 4  | CAN  | D   | 5  | 5  | 3 | <b>+2</b> |

### LEGEND

|            |          |          |                        |           |                        |            |                |
|------------|----------|----------|------------------------|-----------|------------------------|------------|----------------|
| <b>D</b>   | Defence  | <b>F</b> | Forward                | <b>GP</b> | Number of games played | <b>No</b>  | Jersey number  |
| <b>Pos</b> | Position | <b>+</b> | Positive participation | <b>-</b>  | Negative participation | <b>+/-</b> | Plus/minus net |



## Most Penalised Players

Самые штрафуемые игроки

As of SAT 15 MAR 2014  
Including Game #20

(Ranked by highest PIM / lowest GP)

| Rank | Name                         | Gender | No | Team | Pos | GP | PIM | 2 | 5 | 10 | GM | MP | PAVG |
|------|------------------------------|--------|----|------|-----|----|-----|---|---|----|----|----|------|
| 1    | LYSOV Aleksei                | M      | 2  | RUS  | D   | 5  | 27  | 1 | 1 | 0  | 1  | 0  | 5:24 |
| 2    | JUNG Seung-Hwan              | M      | 14 | KOR  | F   | 5  | 14  | 2 | 0 | 1  | 0  | 0  | 2:48 |
| 3    | INGVARSSON Niklas            | M      | 3  | SWE  | D   | 5  | 8   | 4 | 0 | 0  | 0  | 0  | 1:36 |
| 3    | PEDERSEN Rolf Einar          | M      | 3  | NOR  | D   | 5  | 8   | 4 | 0 | 0  | 0  | 0  | 1:36 |
| 3    | SCHAUS Paul                  | M      | 28 | USA  | F   | 5  | 8   | 4 | 0 | 0  | 0  | 0  | 1:36 |
| 6    | CHACE Taylor                 | M      | 19 | USA  | D   | 5  | 6   | 3 | 0 | 0  | 0  | 0  | 1:12 |
| 6    | KASPERI Per                  | M      | 8  | SWE  | F   | 5  | 6   | 3 | 0 | 0  | 0  | 0  | 1:12 |
| 6    | MACRI Andrea                 | M      | 18 | ITA  | F   | 5  | 6   | 3 | 0 | 0  | 0  | 0  | 1:12 |
| 6    | ROMAN Rico                   | M      | 23 | USA  | F   | 5  | 6   | 3 | 0 | 0  | 0  | 0  | 1:12 |
| 6    | SOLBERG Loyd-Remi Pallander  | M      | 17 | NOR  | F   | 5  | 6   | 3 | 0 | 0  | 0  | 0  | 1:12 |
| 11   | KIM Young-Sung               | M      | 12 | KOR  | F   | 4  | 4   | 2 | 0 | 0  | 0  | 0  | 1:00 |
| 12   | AMOSOV Alexey                | M      | 11 | RUS  | F   | 5  | 4   | 2 | 0 | 0  | 0  | 0  | 0:48 |
| 12   | BALOSSETTI Bruno             | M      | 14 | ITA  | D   | 5  | 4   | 2 | 0 | 0  | 0  | 0  | 0:48 |
| 12   | BRIDGES Billy                | M      | 18 | CAN  | F   | 5  | 4   | 2 | 0 | 0  | 0  | 0  | 0:48 |
| 12   | CAVALIERE Gianluca           | M      | 6  | ITA  | D   | 5  | 4   | 2 | 0 | 0  | 0  | 0  | 0:48 |
| 12   | CHO Young-Jae                | M      | 10 | KOR  | D   | 5  | 4   | 2 | 0 | 0  | 0  | 0  | 0:48 |
| 12   | DIXON Adam                   | M      | 11 | CAN  | D   | 5  | 4   | 2 | 0 | 0  | 0  | 0  | 0:48 |
| 12   | FOJTIK Erik                  | M      | 30 | CZE  | F   | 5  | 4   | 2 | 0 | 0  | 0  | 0  | 0:48 |
| 12   | GALE Anthony                 | M      | 9  | CAN  | F   | 5  | 4   | 2 | 0 | 0  | 0  | 0  | 0:48 |
| 12   | GEIER Michal                 | M      | 74 | CZE  | F   | 5  | 4   | 2 | 0 | 0  | 0  | 0  | 0:48 |
| 12   | HABL Zdenek                  | M      | 82 | CZE  | F   | 5  | 4   | 2 | 0 | 0  | 0  | 0  | 0:48 |
| 12   | HOLM Marcus                  | M      | 21 | SWE  | D   | 5  | 4   | 2 | 0 | 0  | 0  | 0  | 0:48 |
| 12   | JANG Dong-Shin               | M      | 20 | KOR  | D   | 5  | 4   | 2 | 0 | 0  | 0  | 0  | 0:48 |
| 12   | LEPERDI Gregory Brian Alexis | M      | 73 | ITA  | F   | 5  | 4   | 2 | 0 | 0  | 0  | 0  | 0:48 |
| 12   | LUNDGREN Rasmus              | M      | 11 | SWE  | D   | 5  | 4   | 2 | 0 | 0  | 0  | 0  | 0:48 |
| 12   | MURRAY Graeme                | M      | 29 | CAN  | D   | 5  | 4   | 2 | 0 | 0  | 0  | 0  | 0:48 |
| 12   | NORDSTOGA Knut Andre         | M      | 16 | NOR  | D   | 5  | 4   | 2 | 0 | 0  | 0  | 0  | 0:48 |
| 12   | PARK Woo-Chul                | M      | 90 | KOR  | D   | 5  | 4   | 2 | 0 | 0  | 0  | 0  | 0:48 |
| 12   | REMPEL Kevin                 | M      | 5  | CAN  | F   | 5  | 4   | 2 | 0 | 0  | 0  | 0  | 0:48 |
| 12   | SAFRANEK Zdenek              | M      | 24 | CZE  | F   | 5  | 4   | 2 | 0 | 0  | 0  | 0  | 0:48 |
| 12   | SHIKHOV Konstantin           | M      | 9  | RUS  | F   | 5  | 4   | 2 | 0 | 0  | 0  | 0  | 0:48 |
| 12   | VOLKOV Ilia                  | M      | 23 | RUS  | F   | 5  | 4   | 2 | 0 | 0  | 0  | 0  | 0:48 |
| 12   | WINKLER Werner               | M      | 7  | ITA  | F   | 5  | 4   | 2 | 0 | 0  | 0  | 0  | 0:48 |
| 12   | YOHE Andy                    | M      | 9  | USA  | D   | 5  | 4   | 2 | 0 | 0  | 0  | 0  | 0:48 |

### LEGEND

**2** Two (2) minute penalties  
**D** Defence  
**GP** Games played  
**PAVG** PIM (average) per game

**5** Five (5) minute penalties  
**F** Forward  
**MP** Match penalties  
**PIM** Penalties in minutes

**10** Ten (10) minute penalties  
**GM** Game misconducts  
**No** Jersey number  
**Pos** Position



## Official Communication

Официальная информация

Item: 1

### Italian ice sledge hockey player suspended for 18 months for anti-doping rule violation

#### Summary:

The International Paralympic Committee (IPC) has announced that Italian ice sledge hockey player Igor Stella has been suspended for 18 months for the offence beginning on 4 March 2014. All results of the athlete obtained from 4 March 2014, the date of the test and onwards, will be disqualified with all the resulting consequences.

#### Details:

Stella returned an adverse analytical finding for clostebol metabolite 4-chloro-4-androstene-3 $\alpha$ -ol-17-one in an out of competition urine sample provided on 4 March, three days prior to the start of the Winter Games.

This substance is classified as S1.1A Exogenous AAS/clostebol (Prohibited Substance) on the World Anti-Doping Agency (WADA) 2013 Prohibited List and is prohibited both in and out of competition. The Prohibited Substance is not a "specified substance" on the Prohibited List.

Issued by: IPC Ice Sledge Hockey Technical Delegate

Time: 13:44

Date: 14 MAR 2014

This decision affects:

Results  
Schedule  
Other

|   |
|---|
| X |
|   |
|   |



**Directorate**  
Директорат

As of 06 MAR 2014

| Function                  | Name                | NPC                            |
|---------------------------|---------------------|--------------------------------|
| <b>Voting Members</b>     |                     |                                |
| Chairman                  | BLASE Keith         | USA - United States of America |
| Member                    | CROCKATT Adam       | CAN - Canada                   |
|                           | HARMLA Vladislav    | CZE - Czeck Republic           |
|                           | BERNARDONI Massimo  | ITA - Italy                    |
|                           | KIM Ik-Hwan         | KOR - Republic of Korea        |
|                           | NYHOLT Kent         | NOR - Norway                   |
|                           | SIMAKIN Mikhail     | RUS - Russian Federation       |
|                           | KASPERI Alan        | SWE - Sweden                   |
|                           | BRENNAN Dan         | USA - United States of America |
| Sochi 2014                | ZAUHARODNI Yaraslau | BLR - Belarus                  |
| <b>Non-voting Members</b> |                     |                                |
| Technical Delegate        | KOESTER Tom         | USA - United States of America |
|                           | REID Larry          | USA - United States of America |
| Sport Manager             | KORBER Jessica      | GER - Germany                  |
| Referee Supervisor        | MacDONALD Scott     | CAN - Canada                   |
|                           | BRINKMAN Scott      | USA - United States of America |





## Competition Officials

Официальные лица соревнований

REVISED  
06 MAR 14:01

As of 02 MAR 2014

| Function                 | Name                 | NPC                            |
|--------------------------|----------------------|--------------------------------|
| <b>On-ice Officials</b>  |                      |                                |
| Referee                  | MORRISON Johnathan   | USA - United States of America |
|                          | BOESE Paul           | CAN - Canada                   |
|                          | BERKEBILE Derek      | USA - United States of America |
|                          | HEGLE Petter         | NOR - Norway                   |
|                          | VANEK Jan            | CZE - Czech Republic           |
|                          | SAMOYLOV Igor        | RUS - Russian Federation       |
| Linesman                 | HELTMAN Tomasz       | POL - Poland                   |
|                          | BEELEN Louis         | NED - Netherlands              |
|                          | WESLEY Leon          | CZE - Czech Republic           |
|                          | FRERICHS Brian       | USA - United States of America |
|                          | YUDAKOV Sergey       | RUS - Russian Federation       |
|                          | KLOCHKOV Dmitriy     | RUS - Russian Federation       |
|                          | CLARK Matt           | CAN - Canada                   |
|                          | NYBERGET Espen       | NOR - Norway                   |
|                          | CHAE Young-Jin       | KOR - Republic of Korea        |
| <b>Off-ice Officials</b> |                      |                                |
| Goal Judge               | MAR'IN German        | RUS - Russian Federation       |
|                          | BRUSENTSEVA Dar'ya   | RUS - Russian Federation       |
|                          | SIDORKIN Aleksandr   | RUS - Russian Federation       |
|                          | FEOFANOV Sergey      | RUS - Russian Federation       |
| Game Timekeeper          | DMITRIEV Andrey      | RUS - Russian Federation       |
|                          | PANASYUK Anatoliy    | RUS - Russian Federation       |
|                          | SLESAREV Evgeniy     | RUS - Russian Federation       |
|                          | ZAYTSEVA Anna        | RUS - Russian Federation       |
| Official Scorekeeper     | SHELYANIN Aleksandr  | RUS - Russian Federation       |
|                          | REZNIKOV German      | RUS - Russian Federation       |
| Penalty Box Assistant    | SOROKOUMOV Aleksandr | RUS - Russian Federation       |
|                          | PAVLOV Artem         | RUS - Russian Federation       |
|                          | BUTURLIN Mikhail     | RUS - Russian Federation       |
|                          | EGOROV Anatoliy      | RUS - Russian Federation       |

Spelling of names was changed. Anatoliy Egorov was added as Penalty Box Assistant, German Reznikov was added as Scorekeeper.

