



## Official Results

# Результаты соревнований

16. 03. 2014



---

## Table of Contents

Оглавление

### Table of Contents

Alpine Skiing	16.03.2014
Biathlon	15.03.2014
Cross-Country Skiing	16.03.2014
Ice Sledge Hockey	16.03.2014
Wheelchair Curling	15.03.2014



# Official Results

## Alpine Skiing

8 to 16 March

# Результаты соревнований

## Горные лыжи

8 - 16 марта



16. 03. 2014



---

## Table of Contents

Оглавление

Table of Contents

Competition Schedule

Number of entries by Sport and Class

Medal Standings

Medallists by Event

### Men

#### Downhill

##### Standing

Official Results

##### Sitting

Official Results

##### Visually Impaired

Official Results

#### Super-G

##### Standing

Official Results

##### Sitting

Official Results

##### Visually Impaired

Official Results

#### Super Combined

##### Standing

Official Results – Run 1 - Slalom

Official Results – Run 2 - Super-G

##### Sitting

Official Results – Run 1 - Slalom

Official Results – Run 2 - Super-G

##### Visually Impaired

Official Results – Run 1 - Slalom

Official Results – Run 2 - Super-G

#### Giant Slalom

##### Standing

Official Results – Run 1

Official Results – Run 2

##### Sitting

Official Results – Run 1

Official Results – Run 2

##### Visually Impaired

Official Results – Run 1

Official Results – Run 2

#### Slalom

##### Standing

Official Results – Run 1

Official Results – Run 2

##### Sitting

Official Results – Run 1

Official Results – Run 2



---

## Table of Contents

Оглавление

### Visually Impaired

Official Results – Run 1

Official Results – Run 2

### Snowboard Cross

#### Standing

Official Results

### Women

#### Downhill

##### Standing

Official Results

##### Sitting

Official Results

##### Visually Impaired

Official Results

#### Super-G

##### Standing

Official Results

##### Sitting

Official Results

##### Visually Impaired

Official Results

#### Super Combined

##### Standing

Official Results – Run 1 - Slalom

Official Results – Run 2 - Super-G

##### Sitting

Official Results – Run 1 - Slalom

Official Results – Run 2 - Super-G

##### Visually Impaired

Official Results – Run 1 - Slalom

Official Results – Run 2 - Super-G

#### Giant Slalom

##### Standing

Official Results – Run 1

Official Results – Run 2

##### Sitting

Official Results – Run 1

Official Results – Run 2

##### Visually Impaired

Official Results – Run 1

Official Results – Run 2

#### Slalom

##### Standing

Official Results – Run 1

Official Results – Run 2

##### Sitting

Official Results – Run 1

Official Results – Run 2



---

## Table of Contents

Оглавление

### Visually Impaired

Official Results – Run 1

Official Results – Run 2

### Snowboard Cross

#### Standing

Official Results

### Official Communications

Item 1 – 07.03.2014

Item 2 – 10.03.2014

Item 3 – 11.03.2014

Item 4 – 11.03.2014

Item 5 – 11.03.2014

Item 6 – 11.03.2014

Item 7 – 12.03.2014

Item 8 – 12.03.2014

Item 9 – 12.03.2014

Item 10 – 13.03.2014

Item 11 – 13.03.2014

Item 12 – 13.03.2014

Item 13 – 14.03.2014

Item 14 – 16.03.2014

Competition Officials



## Competition Schedule

Расписание соревнований

As of FRI 14 MAR 2014

Date	Time	Event
WED 5 MAR	10:00	Women's Downhill 1st Training Run - Visually Impaired
	10:15	Women's Downhill 1st Training Run - Standing
	10:35	Women's Downhill 1st Training Run - Sitting
	10:50	Men's Downhill 1st Training Run - Visually Impaired
	11:10	Men's Downhill 1st Training Run - Standing
	11:50	Men's Downhill 1st Training Run - Sitting
THU 6 MAR	10:00	Women's Downhill 2nd Training Run - Visually Impaired
	10:15	Women's Downhill 2nd Training Run - Standing
	10:35	Women's Downhill 2nd Training Run - Sitting
	10:50	Men's Downhill 2nd Training Run - Visually Impaired
	11:10	Men's Downhill 2nd Training Run - Standing
	11:50	Men's Downhill 2nd Training Run - Sitting
FRI 7 MAR	10:00	Women's Downhill 3rd Training Run - Visually Impaired
	10:15	Women's Downhill 3rd Training Run - Standing
	10:35	Women's Downhill 3rd Training Run - Sitting
	10:50	Men's Downhill 3rd Training Run - Visually Impaired
	11:10	Men's Downhill 3rd Training Run - Standing
	11:50	Men's Downhill 3rd Training Run - Sitting
SAT 8 MAR	10:00	Women's Downhill - Visually Impaired
	10:15	Women's Downhill - Standing
	10:35	Women's Downhill - Sitting
	10:50	Men's Downhill - Visually Impaired
	11:10	Men's Downhill - Standing
	11:50	Men's Downhill - Sitting
SUN 9 MAR	10:00	Men's Super-G - Visually Impaired
	10:20	Men's Super-G - Standing
	11:15	Men's Super-G - Sitting
MON 10 MAR	10:00	Women's Super-G - Visually Impaired
	10:20	Women's Super-G - Standing



## Competition Schedule

Расписание соревнований

As of FRI 14 MAR 2014

Date	Time	Event
	10:55	Women's Super-G - Sitting
TUE 11 MAR	14:00	Women's Super Combined Slalom - Visually Impaired
	14:10	Women's Super Combined Slalom - Standing
	14:30	Women's Super Combined Slalom - Sitting
	14:40	Men's Super Combined Slalom - Visually Impaired
	15:00	Men's Super Combined Slalom - Standing
	15:35	Men's Super Combined Slalom - Sitting
WED 12 MAR	09:00	Women's Slalom 1st Run - Visually Impaired
	09:15	Women's Slalom 1st Run - Standing
	09:40	Women's Slalom 1st Run - Sitting
	12:00	Women's Slalom 2nd Run - Visually Impaired
	12:10	Women's Slalom 2nd Run - Standing
	12:30	Women's Slalom 2nd Run - Sitting
THU 13 MAR	15:00	Men's Slalom 1st Run - Visually Impaired
	15:15	Men's Slalom 1st Run - Standing
	15:55	Men's Slalom 1st Run - Sitting
	19:00	Men's Slalom 2nd Run - Visually Impaired
	19:10	Men's Slalom 2nd Run - Standing
	19:35	Men's Slalom 2nd Run - Sitting
FRI 14 MAR	09:30	Women's Snowboard Cross Run 1 - Standing Men's Snowboard Cross Run 1 - Standing
	10:15	Women's Snowboard Cross Run 2 - Standing Men's Snowboard Cross Run 2 - Standing
	11:00	Women's Snowboard Cross Run 3 - Standing Men's Snowboard Cross Run 3 - Standing
	14:00	Women's Super Combined Super-G - Visually Impaired
	14:15	Women's Super Combined Super-G - Standing
	14:40	Women's Super Combined Super-G - Sitting
	14:55	Men's Super Combined Super-G - Visually Impaired
	15:20	Men's Super Combined Super-G - Standing





## Competition Schedule

Расписание соревнований

As of FRI 14 MAR 2014

Date	Time	Event
	16:00	Men's Super Combined Super-G - Sitting
SAT 15 MAR	09:30	Men's Giant Slalom 1st Run - Visually Impaired
	09:55	Men's Giant Slalom 1st Run - Standing
	10:45	Men's Giant Slalom 1st Run - Sitting
	13:30	Men's Giant Slalom 2nd Run - Visually Impaired
	13:50	Men's Giant Slalom 2nd Run - Standing
	14:25	Men's Giant Slalom 2nd Run - Sitting
SUN 16 MAR	09:30	Women's Giant Slalom 1st Run - Visually Impaired
	09:55	Women's Giant Slalom 1st Run - Standing
	10:35	Women's Giant Slalom 1st Run - Sitting
	13:00	Women's Giant Slalom 2nd Run - Visually Impaired
	13:15	Women's Giant Slalom 2nd Run - Standing
	13:45	Women's Giant Slalom 2nd Run - Sitting



## Number of Entries by Category and Class

Количество заявок по категории и классу

As of MON 3 MAR 2014

NPC Code	Standing												Sitting					Visually Impaired			Total	
	LW 1	LW 2	LW 3	LW 4	LW 5/7-1	LW 5/7-2	LW 5/7-3	LW 6/8-1	LW 6/8-2	LW 9-1	LW 9-2	PSL	LW 10-1	LW 10-2	LW 11	LW 12-1	LW 12-2	B 1	B 2	B 3		
AND													1									1
ARG												1				1						2
ARM					1																	1
AUS		2							1			2										5
AUT		1		2					1	1		1	1		3	1						11
BEL											1	1										2
BIH				1																		1
BRA												1										1
CAN		2						1				3			1	2				2		11
CHI				2																		2
CRO																	1				1	2
CZE								1				1	1						1			4
DEN													1									1
ESP												2				1				2		5
FIN												1										1
FRA				1					1		1	1			1	2	1					8
GBR								1								1	1					3
GER												1	1		1	1						4
GRE													1									1
IRI		1																				1
ISL																1						1
ITA		2		1					1		2	3								1		10
JPN		1	1					1	1		1				4		1					10
KOR															2							2
MEX															1							1
NED										1		2			1							4
NOR								1							1							2
NZL	1											1				1						3
POL		1							1			1		1	1						1	6
RUS						1	1		2			3		1						3		11
SLO																1						1
SRB								1														1
SUI				1	1			1			2		1	1						1		8
SVK										1		1							1	4	1	8
TUR				1											1							2
UKR												1								1		2
USA		2	2	2							1	5			2	6	1			1		22
UZB								1				1										2
<b>Total Athletes</b>	<b>1</b>	<b>12</b>	<b>3</b>	<b>11</b>	<b>2</b>	<b>1</b>	<b>3</b>	<b>6</b>	<b>8</b>	<b>4</b>	<b>7</b>	<b>33</b>	<b>7</b>	<b>3</b>	<b>20</b>	<b>17</b>	<b>5</b>	<b>1</b>	<b>14</b>	<b>5</b>	<b>163</b>	
<b>Total NPCs</b>	<b>1</b>	<b>8</b>	<b>2</b>	<b>8</b>	<b>2</b>	<b>1</b>	<b>3</b>	<b>6</b>	<b>7</b>	<b>4</b>	<b>5</b>	<b>20</b>	<b>7</b>	<b>3</b>	<b>13</b>	<b>10</b>	<b>5</b>	<b>1</b>	<b>8</b>	<b>4</b>	<b>38</b>	



## Number of Entries by Category and Class

Количество заявок по категории и классу

As of MON 3 MAR 2014

NPC Code	Standing												Sitting					Visually Impaired			Total	
	LW 1	LW 2	LW 3	LW 4	LW 5/7-1	LW 5/7-2	LW 5/7-3	LW 6/8-1	LW 6/8-2	LW 9-1	LW 9-2	PSL	LW 10-1	LW 10-2	LW 11	LW 12-1	LW 12-2	B 1	B 2	B 3		
AUS												1				1			1	1	4	
AUT															1						1	
BIH			1																		1	
CAN								2		1	1				1						5	
DEN		1																			1	
ESP		1										1									2	
FIN		1																			1	
FRA								1		1	1										3	
GBR															1			2	1		4	
GER								1					1		1						3	
ISL															1						1	
ITA								1				1									2	
JPN															1		1				2	
KOR																		1			1	
NED		1										2									3	
ROU				1																	1	
RUS		1							1		1								1		4	
SVK								1												1	2	
SWE															1						1	
USA		2								1		5			1	1	1	1	1	1	1	14
<b>Total Athletes</b>	<b>0</b>	<b>7</b>	<b>1</b>	<b>1</b>	<b>0</b>	<b>0</b>	<b>0</b>	<b>1</b>	<b>6</b>	<b>1</b>	<b>3</b>	<b>12</b>	<b>0</b>	<b>1</b>	<b>3</b>	<b>7</b>	<b>2</b>	<b>1</b>	<b>6</b>	<b>4</b>	<b>56</b>	
<b>Total NPCs</b>	<b>0</b>	<b>6</b>	<b>1</b>	<b>1</b>	<b>0</b>	<b>0</b>	<b>0</b>	<b>1</b>	<b>5</b>	<b>1</b>	<b>3</b>	<b>7</b>	<b>0</b>	<b>1</b>	<b>3</b>	<b>7</b>	<b>2</b>	<b>1</b>	<b>5</b>	<b>4</b>	<b>20</b>	



## Medal Standings

Медальный зачет

As of SUN 16 MAR 2014

After 32 of 32 Events

Rank	NPC	Men				Women				Total				Rank by Total
		G	S	B	T	G	S	B	T	G	S	B	T	
1	RUS- Russia	4	2	3	9	2	4	1	7	6	6	4	16	1
2	GER- Germany	0	0	0	0	6	4	1	11	6	4	1	11	=3
3	FRA- France	1	1	1	3	4	2	1	7	5	3	2	10	5
4	SVK- Slovakia	1	2	0	3	2	0	2	4	3	2	2	7	7
5	JPN- Japan	3	1	1	5	0	0	0	0	3	1	1	5	=8
6	AUT- Austria	2	3	4	9	0	2	0	2	2	5	4	11	=3
7	CAN- Canada	2	1	4	7	0	0	1	1	2	1	5	8	6
8	USA- United States	1	4	1	6	0	1	7	8	1	5	8	14	2
9	GBR- Great Britain	0	0	0	0	1	3	1	5	1	3	1	5	=8
10	ESP- Spain	1	1	1	3	0	0	0	0	1	1	1	3	10
11	NED- Netherlands	0	0	0	0	1	0	0	1	1	0	0	1	=12
11	SUI- Switzerland	1	0	0	1	0	0	0	0	1	0	0	1	=12
13	NZL- New Zealand	0	1	0	1	0	0	0	0	0	1	0	1	=12
14	AUS- Australia	0	0	1	1	0	0	1	1	0	0	2	2	11
	<b>Total</b>	<b>16</b>	<b>16</b>	<b>16</b>	<b>48</b>	<b>16</b>	<b>16</b>	<b>15</b>	<b>47</b>	<b>32</b>	<b>32</b>	<b>31</b>	<b>95</b>	

**LEGEND**

= - Equal sign indicates that two or more NPCs share same rank by total

T - Total

B - Bronze

G - Gold

S - Silver



## Medallists By Event

Призеры по видам соревнований

As of SUN 16 MAR 2014

After 32 of 32 Events

Event Name	Date	Medal Type	Name	NPC Code
Women's Downhill - Standing	08 MAR 2014	Gold	BOCHET Marie	FRA
		Silver	MEDVEDEVA Inga	RUS
		Bronze	JONES Allison	USA
Women's Downhill - Sitting	08 MAR 2014	Gold	SCHAFFELHUBER Anna	GER
		Silver	NICHOLS Alana	USA
		Bronze	STEPHENS Laurie	USA
Women's Downhill - Visually Impaired	08 MAR 2014	Gold	FARKASOVA Henrieta Guide: SUBRTOVA Natalia	SVK
		Silver	ETHERINGTON Jade Guide: POWELL Caroline	GBR
		Bronze	FRANTCEVA Aleksandra Guide: ZABOTIN Pavel	RUS
Men's Downhill - Standing	08 MAR 2014	Gold	SALCHER Markus	AUT
		Silver	BUGAEV Alexey	RUS
		Bronze	GAUTHIER-MANUEL Vincent	FRA
Men's Downhill - Sitting	08 MAR 2014	Gold	KANO Akira	JPN
		Silver	DUECK Josh	CAN
		Bronze	SUZUKI Takeshi	JPN
Men's Downhill - Visually Impaired	08 MAR 2014	Gold	SANTACANA MAIZTEGUI Yon Guide: GALINDO GARCES Miguel	ESP
		Silver	HARAUS Miroslav Guide: HUDIK Maros	SVK
		Bronze	MARCOUX Mac Guide: FEMY Robin	CAN
Men's Super G - Standing	09 MAR 2014	Gold	SALCHER Markus	AUT
		Silver	LANZINGER Matthias	AUT
		Bronze	BUGAEV Alexey	RUS
Men's Super G - Sitting	09 MAR 2014	Gold	KANO Akira	JPN
		Silver	MORII Taiki	JPN
		Bronze	BROUSSEAU Caleb	CAN
Men's Super G - Visually Impaired	09 MAR 2014	Gold	KRAKO Jakub Guide: MOTYKA Martin	SVK
		Silver	BATHUM Mark Guide: YAMAMOTO Cade	USA
		Bronze	MARCOUX Mac Guide: FEMY Robin	CAN
Women's Super G - Standing	10 MAR 2014	Gold	BOCHET Marie	FRA
		Silver	JAMBAQUE Solene	FRA
		Bronze	JALLEN Stephanie	USA
Women's Super G - Sitting	10 MAR 2014	Gold	SCHAFFELHUBER Anna	GER
		Silver	LOESCH Claudia	AUT
		Bronze	STEPHENS Laurie	USA
Women's Super G - Visually Impaired	10 MAR 2014	Gold	GALLAGHER Kelly Guide: EVANS Charlotte	GBR
		Silver	FRANTCEVA Aleksandra Guide: ZABOTIN Pavel	RUS
		Bronze	ETHERINGTON Jade Guide: POWELL Caroline	GBR
Women's Slalom - Standing	12 MAR 2014	Gold	ROTHFUSS Andrea	GER
		Silver	MEDVEDEVA Inga	RUS
		Bronze	SMARZOVA Petra	SVK
Women's Slalom - Sitting	12 MAR 2014	Gold	SCHAFFELHUBER Anna	GER
		Silver	FORSTER Anna-Lena	GER
		Bronze	JOINES Kimberly	CAN



## Medallists By Event

Призеры по видам соревнований

As of SUN 16 MAR 2014

After 32 of 32 Events

Event Name	Date	Medal Type	Name	NPC Code
Women's Slalom - Visually Impaired	12 MAR 2014	Gold	FRANTCEVA Aleksandra Guide: ZABOTIN Pavel	RUS
		Silver	ETHERINGTON Jade Guide: POWELL Caroline	GBR
		Bronze	FARKASOVA Henrieta Guide: SUBRTOVA Natalia	SVK
Men's Slalom - Visually Impaired	13 MAR 2014	Gold	REDKOZUBOV Valerii Guide: GEROEV Evgeny	RUS
		Silver	SANTACANA MAIZTEGUI Yon Guide: GALINDO GARCES Miguel	ESP
		Bronze	WILLIAMSON Chris Guide: BRUSH Nick	CAN
Men's Slalom - Standing	13 MAR 2014	Gold	BUGAEV Alexey	RUS
		Silver	GAUTHIER-MANUEL Vincent	FRA
		Bronze	ALYABYEV Alexander	RUS
Men's Slalom - Sitting	13 MAR 2014	Gold	SUZUKI Takeshi	JPN
		Silver	BONADIMANN Philipp	AUT
		Bronze	RABL Roman	AUT
Women's PSBX Finals - Standing	14 MAR 2014	Gold	MENTEL-SPEE Bibian	NED
		Silver	HERNANDEZ EP CERVELLON Cecile	FRA
		Bronze	PURDY Amy	USA
Men's PSBX Finals - Standing	14 MAR 2014	Gold	STRONG Evan	USA
		Silver	SHEA Michael	USA
		Bronze	GABEL Keith	USA
Women's Super Combi - Standing	14 MAR 2014	Gold	BOCHET Marie	FRA
		Silver	ROTHFUSS Andrea	GER
		Bronze	JALLEN Stephanie	USA
Women's Super Combi - Sitting	14 MAR 2014	Gold	SCHAFFELHUBER Anna	GER
		Silver	FORSTER Anna-Lena	GER
Women's Super Combi - Visually Impaired	14 MAR 2014	Gold	FRANTCEVA Aleksandra Guide: ZABOTIN Pavel	RUS
		Silver	ETHERINGTON Jade Guide: POWELL Caroline	GBR
		Bronze	UMSTEAD Danelle Guide: UMSTEAD Robert	USA
Men's Super Combi - Standing	14 MAR 2014	Gold	BUGAEV Alexey	RUS
		Silver	LANZINGER Matthias	AUT
		Bronze	KANE Toby	AUS
Men's Super Combi - Sitting	14 MAR 2014	Gold	DUECK Josh	CAN
		Silver	CALHOUN Heath	USA
		Bronze	RABL Roman	AUT
Men's Super Combi - Visually Impaired	14 MAR 2014	Gold	REDKOZUBOV Valerii Guide: GEROEV Evgeny	RUS
		Silver	BATHUM Mark Guide: YAMAMOTO Cade	USA
		Bronze	GORCE YEPES Gabriel Juan Guide: FERRER VENTURA Josep Arnau	ESP
Men's Giant Slalom - Standing	15 MAR 2014	Gold	GAUTHIER-MANUEL Vincent	FRA
		Silver	BUGAEV Alexey	RUS
		Bronze	SALCHER Markus	AUT
Men's Giant Slalom - Sitting	15 MAR 2014	Gold	KUNZ Christoph	SUI
		Silver	PETERS Corey	NZL
		Bronze	RABL Roman	AUT



## Medallists By Event

Призеры по видам соревнований

As of SUN 16 MAR 2014

After 32 of 32 Events

Event Name	Date	Medal Type	Name	NPC Code
Men's Giant Slalom - Visually Impaired	15 MAR 2014	Gold	MARCOUX Mac Guide: FEMY Robin	CAN
		Silver	KRAKO Jakub Guide: MOTYKA Martin	SVK
		Bronze	REDKOZUBOV Valerii Guide: GEROEV Evgeny	RUS
Women's Giant Slalom - Sitting	16 MAR 2014	Gold	SCHAFFELHUBER Anna	GER
		Silver	LOESCH Claudia	AUT
		Bronze	FORSTER Anna-Lena	GER
Women's Giant Slalom - Standing	16 MAR 2014	Gold	BOCHET Marie	FRA
		Silver	ROTHFUSS Andrea	GER
		Bronze	JAMBAQUE Solene	FRA
Women's Giant Slalom - Visually Impaired	16 MAR 2014	Gold	FARKASOVA Henrieta Guide: SUBRTOVA Natalia	SVK
		Silver	FRANTCEVA Aleksandra Guide: ZABOTIN Pavel	RUS
		Bronze	GALLAGHER Jessica Guide: GEIGER Christian	AUS



SAT 8 MAR 2014  
Start Time 10:50

## Official Results

### Официальные результаты

JURY			TECHNICAL DATA	
Technical Delegate	EBNER Reinhard	IPC	Course Name:	DH Men
IPCAS Race Director	WALSER Markus	IPC	Start Altitude:	1590 m
Chief of Race	BELOKRINKIN Nikolay	RUS	Finish Altitude:	970 m
Referee	GAJA Elena	IPC	Vertical Drop:	620 m
Assistant Referee	JARDINE Kevin	IPC	Course Length:	2050 m
Start Referee	DEAN Nicholas	IPC	IPC-Homologation Number:	9888/12/10
Finish Referee	TAULER MESTRE Alexia	IPC		
Video Controller	PETERSEN Eric	IPC		
RACE INFORMATION				
Course Setter	NAZAROV Alexander	RUS		
Number of Gates:	33			
Start Time:	11:10			
Forerunners:	A - SELUTIN S.	RUS		
	B - PROKAPEV I.	RUS		
	C - BARBIN S.	RUS		
WEATHER DATA		At Start	At Finish	
Weather	Partly cloudy	Partly cloudy		
Snow	Compact	Compact		
Temperature	5.9°C	6.3°C		

Number of Competitors: 17, Number of NPCs: 9

Rank	Bib	Name	Sport Class	NPC Code	IT1	IT2	Result	Diff.	Race Pts.
1	37	SALCHER Markus	LW 9-1	AUT	42.53	1:08.41	1:24.35		42.13
2	43	BUGAEV Alexey	LW 6/8-2	RUS	41.76	1:07.89	1:24.41	+0.06	43.11
3	38	GAUTHIER-MANUEL Vincent	LW 6/8-2	FRA	42.18	1:08.71	1:25.30	+0.95	57.59
4	39	LANZINGER Matthias	LW 4	AUT	41.94	1:08.72	1:25.57	+1.22	61.98
5	42	BRUEGGER Michael	LW 4	SUI	43.07	1:09.69	1:26.08	+1.73	70.27
6	32	KANE Toby	LW 2	AUS	42.53	1:08.78	1:26.25	+1.90	73.04
7	34	GOURLEY Mitchell	LW 6/8-2	AUS	42.41	1:09.69	1:26.71	+2.36	80.52
8	47	LANTHALER Christian	LW 2	ITA	44.44	1:11.03	1:27.99	+3.64	101.34
9	48	MISAWA Hiraku	LW 2	JPN	42.88	1:10.20	1:28.13	+3.78	103.62
10	36	PFYL Thomas	LW 9-2	SUI	43.18	1:10.82	1:28.31	+3.96	106.55
11	46	ALYABYEV Alexander	LW 6/8-2	RUS	43.34	1:11.13	1:28.70	+4.35	112.89
12	45	RIBOUD Romain	LW 9-2	FRA	44.14	1:11.80	1:29.20	+4.85	121.03
13	33	VETROV Alexander	LW 5/7-3	RUS	44.41	1:12.91	1:30.19	+5.84	137.13
14	41	VERBRUGGEN Bart	LW 9-1	NED	46.03	1:13.17	1:30.32	+5.97	139.25
		<b>DID NOT FINISH: 3</b>							
	35	SCHORNSTEIN Kirk	LW 6/8-1	CAN					
	40	LUSCOMBE Braydon	LW 2	CAN					
	44	KOIKE Gakuta	LW 6/8-2	JPN					

EBNER Reinhard#641  
Technical Delegate

#### LEGEND

Diff. - Time difference

IT1 - Intermediate Position 1

NPC - National Paralympic Committee

IPCAS - International Paralympic Committee Alpine Skiing

IT2 - Intermediate Position 2

08-03-2014/Rosa Khutor Alpine Center (RUS)/1018/#641





SAT 8 MAR 2014  
Start Time 10:50

## Official Results

### Официальные результаты

JURY			TECHNICAL DATA	
Technical Delegate	EBNER Reinhard	IPC	Course Name:	DH Men
IPCAS Race Director	WALSER Markus	IPC	Start Altitude:	1590 m
Chief of Race	BELOKRINKIN Nikolay	RUS	Finish Altitude:	970 m
Referee	GAJA Elena	IPC	Vertical Drop:	620 m
Assistant Referee	JARDINE Kevin	IPC	Course Length:	2050 m
Start Referee	DEAN Nicholas	IPC	IPC-Homologation Number:	9888/12/10
Finish Referee	TAULER MESTRE Alexia	IPC		
Video Controller	PETERSEN Eric	IPC		
RACE INFORMATION				
Course Setter	NAZAROV Alexander	RUS		
Number of Gates:	33			
Start Time:	11:50			
Forerunners:	A - SELUTIN S.	RUS		
	B - PROKAPEV I.	RUS		
	C - BARBIN S.	RUS		
WEATHER DATA		At Start	At Finish	
Weather		Partly cloudy	Partly cloudy	
Snow		Compact	Compact	
Temperature		5.9°C	6.3°C	

#### Number of Competitors: 22, Number of NPCs: 10

Rank	Bib	Name	Sport Class	NPC Code	IT1	IT2	Result	Diff.	Race Pts.
1	62	KANO Akira	LW 11	JPN	41.23	1:07.06	1:23.80		33.18
2	54	DUECK Josh	LW 11	CAN	40.73	1:07.37	1:24.19	+0.39	39.53
3	59	SUZUKI Takeshi	LW 12-2	JPN	40.81	1:07.32	1:24.75	+0.95	48.64
4	58	RABL Roman	LW 12-1	AUT	40.86	1:07.71	1:25.35	+1.55	58.40
5	57	OATWAY Kurt	LW 12-1	CAN	42.51	1:08.83	1:25.46	+1.66	60.19
6	49	BROUSSEAU Caleb	LW 12-1	CAN	41.70	1:08.88	1:25.62	+1.82	62.79
7	60	TABERLET Yohann	LW 12-1	FRA	43.38	1:10.02	1:26.61	+2.81	78.90
8	56	KREITER Georg	LW 10-1	GER	42.60	1:09.67	1:26.65	+2.85	79.55
9	64	KUNZ Christoph	LW 10-1	SUI	43.51	1:10.41	1:27.10	+3.30	86.87
10	52	DEVLIN-YOUNG Christopher	LW 12-1	USA	43.41	1:10.97	1:27.84	+4.04	98.90
11	69	NOLTE Thomas	LW 11	GER	44.69	1:11.78	1:29.31	+5.51	122.82
12	70	PARK Jong Seork	LW 11	KOR	48.72	1:19.07	1:37.61	+13.81	257.83
		<b>DID NOT START: 1</b>							
	50	SAMPL Reinhold	LW 11	AUT					
		<b>DID NOT FINISH: 9</b>							
	51	FRANCOIS Frederic	LW 11	FRA					
	53	MORII Taiki	LW 11	JPN					
	55	van der KLOOSTER Kees-J.	LW 11	NED					
	61	WALKER Tyler	LW 12-1	USA					
	63	VELASQUEZ Arly	LW 11	MEX					
	65	HANFSTINGL Franz	LW 12-1	GER					
	66	MORE Cyril	LW 12-1	FRA					
	67	NATSUME Kenji	LW 11	JPN					
	68	BAMBUR Jasmin	LW 11	USA					



SAT 8 MAR 2014  
Start Time 10:50

## Official Results

Официальные результаты

Rank	Bib	Name	Sport Class	NPC Code	IT1	IT2	Result	Diff.	Race Pts.
------	-----	------	-------------	----------	-----	-----	--------	-------	-----------

EBNER Reinhard#641  
Technical Delegate

**LEGEND**

**Diff.** - Time difference

**IT1** - Intermediate Position 1

**NPC** - National Paralympic Committee

**IPCAS** - International Paralympic Committee Alpine Skiing

**IT2** - Intermediate Position 2

08-03-2014/Rosa Khutor Alpine Center (RUS)/1018/#641



SAT 8 MAR 2014  
Start Time 10:50

## Official Results

### Официальные результаты

JURY			TECHNICAL DATA	
Technical Delegate	EBNER Reinhard	IPC	Course Name:	DH Men
IPCAS Race Director	WALSER Markus	IPC	Start Altitude:	1590 m
Chief of Race	BELOKRINKIN Nikolay	RUS	Finish Altitude:	970 m
Referee	GAJA Elena	IPC	Vertical Drop:	620 m
Assistant Referee	JARDINE Kevin	IPC	Course Length:	2050 m
Start Referee	DEAN Nicholas	IPC	IPC-Homologation Number:	9888/12/10
Finish Referee	TAULER MESTRE Alexia	IPC		
Video Controller	PETERSEN Eric	IPC		
RACE INFORMATION				
Course Setter	NAZAROV Alexander	RUS		
Number of Gates:	33			
Start Time:	10:50			
Forerunners:	A - SELUTIN S.	RUS		
	B - PROKAPEV I.	RUS		
	C - BARBIN S.	RUS		
WEATHER DATA		At Start	At Finish	
Weather		Partly cloudy	Partly cloudy	
Snow		Compact	Compact	
Temperature		5.9°C	6.3°C	

#### Number of Competitors: 11, Number of NPCs: 7

Rank	Bib	Name	Sport Class	NPC Code	IT1	IT2	Result	Diff.	Race Pts.
1	22	SANTACANA MAIZTEGUI Yon Guide: GALINDO GARCES Miguel	B 2	ESP	41.10	1:06.06	1:21.76	0.00	
2	21	HARAUS Miroslav Guide: HUDIK Maros	B 2	SVK	40.29	1:04.97	1:22.01	+0.25	4.07
3	26	MARCOUX Mac Guide: FEMY Robin	B 3	CAN	41.17	1:06.36	1:23.02	+1.26	20.50
4	28	KRAKO Jakub Guide: MOTYKA Martin	B 2	SVK	41.36	1:06.69	1:23.38	+1.62	26.35
5	25	BATHUM Mark Guide: YAMAMOTO Cade	B 2	USA	42.30	1:07.20	1:23.81	+2.05	33.35
6	29	DALDOSS Alessandro Guide: NEGRINI Luca	B 2	ITA	41.88	1:06.67	1:23.97	+2.21	35.95
7	24	GORCE YEPES Gabriel Juan Guide: FERRER VENTURA Josep Arnau	B 2	ESP	42.50	1:07.47	1:24.59	+2.83	46.04
8	27	THOMAS Hugo Guide: BERGAMIN Luana	B 2	SUI	42.17	1:07.73	1:26.02	+4.26	69.30
9	23	FRANTSEV Ivan Guide: AGRANOVSKII German	B 2	RUS	44.85	1:12.19	1:30.67	+8.91	144.94
10	31	DUDAS Radomir Guide: CERVEN Michal	B 2	SVK	45.81	1:13.85	1:33.37	+11.61	188.86
11	30	BELADIC Michal Guide: MOTYKA Filip	B 2	SVK	47.31	1:15.84	1:35.98	+14.22	231.32



SAT 8 MAR 2014  
Start Time 10:50

## Official Results

Официальные результаты

Rank	Bib	Name	Sport Class	NPC Code	IT1	IT2	Result	Diff.	Race Pts.
------	-----	------	-------------	----------	-----	-----	--------	-------	-----------

EBNER Reinhard#641  
Technical Delegate

### LEGEND

Diff. - Time difference

IT1 - Intermediate Position 1

NPC - National Paralympic Committee

IPCAS - International Paralympic Committee Alpine Skiing

IT2 - Intermediate Position 2

08-03-2014/Rosa Khutor Alpine Center (RUS)/1018/#641



SUN 9 MAR 2014  
Start Time 10:00

## Official Results

### Официальные результаты

JURY			TECHNICAL DATA	
Technical Delegate	EBNER Reinhard	IPC	Course Name:	SG Men
IPCAS Race Director	WALSER Markus	IPC	Start Altitude:	1460 m
Chief of Race	BELOKRINKIN Nikolay	RUS	Finish Altitude:	970 m
Referee	GAJA Elena	IPC	Vertical Drop:	490 m
Assistant Referee	WALSER Markus	IPC	Course Length:	1800 m
Start Referee	DEAN Nicholas	IPC	IPC-Homologation Number:	9889/12/10
Finish Referee	TAULER MESTRE Alexia	IPC		
Video Controller	PETERSEN Eric	IPC		
RACE INFORMATION				
Course Setter	JARDINE Kevin	IPC		
Number of Gates:	34			
Number of Turns:	34			
Start Time:	10:20			
Forerunners:	A - KOZLOV S.	RUS		
	B - PAKHOMOV A.	RUS		
	C - STRUENKOV M.	RUS		
WEATHER DATA				
	At Start	At Finish		
Weather	Partly cloudy	Partly cloudy		
Snow	Compact	Compact		
Temperature	6°C	10.8°C		

Number of Competitors: 31, Number of NPCs: 13

Rank	Bib	Name	Sport Class	NPC Code	IT1	IT2	Result	Diff.
1	23	SALCHER Markus	LW 9-1	AUT	33.42	1:00.51	1:20.92	
2	25	LANZINGER Matthias	LW 4	AUT	33.09	1:01.53	1:21.33	+0.41
3	29	BUGAEV Alexey	LW 6/8-2	RUS	34.34	1:02.09	1:22.30	+1.38
4	21	GAUTHIER-MANUEL Vincent	LW 6/8-2	FRA	33.87	1:01.94	1:22.59	+1.67
5	22	BRUEGGER Michael	LW 4	SUI	34.86	1:03.28	1:24.11	+3.19
6	37	STANTON James	LW 4	USA	34.20	1:03.63	1:24.66	+3.74
7	20	RIBOUD Romain	LW 9-2	FRA	34.42	1:03.36	1:25.03	+4.11
8	31	FRANCE Martin	LW 9-1	SVK	35.19	1:03.95	1:25.50	+4.58
9	16	KOIKE Gakuta	LW 6/8-2	JPN	35.52	1:04.40	1:25.54	+4.62
10	19	AMAFROI-BROISAT Cedric	LW 4	FRA	34.98	1:04.42	1:25.58	+4.66
11	26	VETROV Alexander	LW 5/7-3	RUS	35.73	1:04.93	1:26.36	+5.44
12	42	ABE Toshihiro	LW 6/8-1	JPN	35.78	1:05.61	1:27.82	+6.90
13	32	SCHORNSTEIN Kirk	LW 6/8-1	CAN	35.82	1:05.95	1:27.83	+6.91
14	40	LANTSCHNER Hansjoerg	LW 9-2	ITA	35.64	1:06.08	1:28.68	+7.76
15	24	PFYL Thomas	LW 9-2	SUI	34.26	1:03.20	1:28.86	+7.94
16	46	ROETHLISBERGER Jochi	LW 5/7-1	SUI	37.25	1:08.91	1:33.07	+12.15
<b>DID NOT START: 3</b>								
35		LANTHALER Christian	LW 2	ITA				
41		TOKAI Masahiko	LW 3	JPN				
45		BRODARD Christophe	LW 6/8-1	SUI				
<b>DID NOT FINISH: 12</b>								
17		HALLAT Matt	LW 2	CAN				
18		KANE Toby	LW 2	AUS				
27		ALYABYEV Alexander	LW 6/8-2	RUS				
28		GOURLEY Mitchell	LW 6/8-2	AUS				
30		HALL Adam	LW 1	NZL				
33		LUSCOMBE Braydon	LW 2	CAN				
34		MISAWA Hiraku	LW 2	JPN				
36		VERBRUGGEN Bart	LW 9-1	NED				
38		GROCHAR Thomas	LW 2	AUT				
39		GREEN Ralph	LW 2	USA				



## Official Results

Официальные результаты

Rank	Bib	Name	Sport Class	NPC Code	IT1	IT2	Result	Diff.
	43	LUJAN Jonathan	LW 3	USA				
	44	SZCZESNY Andrzej	LW 2	POL				

EBNER Reinhard#641  
Technical Delegate

### LEGEND

**Diff.** - Time difference

**IT1** - Intermediate Position 1

**NPC** - National Paralympic Committee

**IPCAS** - International Paralympic Committee Alpine Skiing

**IT2** - Intermediate Position 2

09-03-2014/Rosa Khutor Alpine Center (RUS)/1019/#641



SUN 9 MAR 2014  
Start Time 10:00

## Official Results

### Официальные результаты

JURY			TECHNICAL DATA	
Technical Delegate	EBNER Reinhard	IPC	Course Name:	SG Men
IPCAS Race Director	WALSER Markus	IPC	Start Altitude:	1460 m
Chief of Race	BELOKRINKIN Nikolay	RUS	Finish Altitude:	970 m
Referee	GAJA Elena	IPC	Vertical Drop:	490 m
Assistant Referee	WALSER Markus	IPC	Course Length:	1800 m
Start Referee	DEAN Nicholas	IPC	IPC-Homologation Number:	9889/12/10
Finish Referee	TAULER MESTRE Alexia	IPC		
Video Controller	PETERSEN Eric	IPC		
RACE INFORMATION				
Course Setter	JARDINE Kevin	IPC		
Number of Gates:	34			
Number of Turns:	34			
Start Time:	11:15			
Forerunners:	A - KOZLOV S.	RUS		
	B - PAKHOMOV A.	RUS		
	C - STRUENKOV M.	RUS		
WEATHER DATA				
	At Start	At Finish		
Weather	Partly cloudy	Partly cloudy		
Snow	Compact	Compact		
Temperature	6°C	10.8°C		

#### Number of Competitors: 31, Number of NPCs: 15

Rank	Bib	Name	Sport Class	NPC Code	IT1	IT2	Result	Diff.
1	53	KANO Akira	LW 11	JPN	32.96	59.78	1:19.51	
2	52	MORII Taiki	LW 11	JPN	32.59	1:01.12	1:21.60	+2.09
3	55	BROUSSEAU Caleb	LW 12-1	CAN	33.45	1:01.98	1:22.05	+2.54
4	51	CALHOUN Heath	LW 12-2	USA	33.64	1:03.15	1:24.65	+5.14
5	63	FRANCOIS Frederic	LW 11	FRA	33.55	1:03.04	1:25.07	+5.56
6	58	PETERS Corey	LW 12-1	NZL	33.12	1:04.58	1:26.17	+6.66
7	56	BAMBUR Jasmin	LW 11	USA	33.08	1:03.14	1:26.36	+6.85
8	67	BONADIMANN Philipp	LW 11	AUT	34.94	1:04.45	1:26.84	+7.33
9	71	OATWAY Kurt	LW 12-1	CAN	34.02	1:02.21	1:29.10	+9.59
10	75	BRENNAN Mick	LW 12-2	GBR	36.23	1:08.08	1:30.48	+10.97
11	65	VELASQUEZ Arly	LW 11	MEX	36.18	1:08.93	1:30.57	+11.06
12	47	NICOLI Maurizio	LW 10-2	SUI	37.24	1:10.06	1:31.78	+12.27
<b>DID NOT START: 3</b>								
62		HANFSTINGL Franz	LW 12-1	GER				
73		SAMPL Reinhold	LW 11	AUT				
74		DORN Dietmar	LW 11	AUT				
<b>DID NOT FINISH: 14</b>								
48		KREITER Georg	LW 10-1	GER				
49		NATSUME Kenji	LW 11	JPN				
50		TABERLET Yohann	LW 12-1	FRA				
54		KUNZ Christoph	LW 10-1	SUI				
59		SUZUKI Takeshi	LW 12-2	JPN				
60		DUECK Josh	LW 11	CAN				
61		RABL Roman	LW 12-1	AUT				
64		van der KLOOSTER Kees-J.	LW 11	NED				
66		DEVLIN-YOUNG Christopher	LW 12-1	USA				
68		MORE Cyril	LW 12-1	FRA				
69		TANIGUCHI Akira	LW 11	JPN				
70		PARK Jong Seork	LW 11	KOR				
72		JELINEK Oldrich	LW 10-1	CZE				
76		JACOBSEN Thomas	LW 11	NOR				



## Official Results

Официальные результаты

Rank	Bib	Name	Sport Class	NPC Code	IT1	IT2	Result	Diff.
<b>DISQUALIFIED: 2</b>								
	57	NOLTE Thomas	LW 11	GER	Gate 24			
	77	SOKOLOVIC Dino	LW 12-2	CRO				

EBNER Reinhard#641  
Technical Delegate

### LEGEND

**Diff.** - Time difference

**IT1** - Intermediate Position 1

**NPC** - National Paralympic Committee

**IPCAS** - International Paralympic Committee Alpine Skiing

**IT2** - Intermediate Position 2

09-03-2014/Rosa Khutor Alpine Center (RUS)/1019/#641





SUN 9 MAR 2014  
Start Time 10:00

## Official Results

### Официальные результаты

JURY			TECHNICAL DATA	
Technical Delegate	EBNER Reinhard	IPC	Course Name:	SG Men
IPCAS Race Director	WALSER Markus	IPC	Start Altitude:	1460 m
Chief of Race	BELOKRINKIN Nikolay	RUS	Finish Altitude:	970 m
Referee	GAJA Elena	IPC	Vertical Drop:	490 m
Assistant Referee	WALSER Markus	IPC	Course Length:	1800 m
Start Referee	DEAN Nicholas	IPC	IPC-Homologation Number:	9889/12/10
Finish Referee	TAULER MESTRE Alexia	IPC		
Video Controller	PETERSEN Eric	IPC		
RACE INFORMATION				
Course Setter	JARDINE Kevin	IPC		
Number of Gates:	34			
Number of Turns:	34			
Start Time:	10:00			
Forerunners:	A - KOZLOV S.	RUS		
	B - PAKHOMOV A.	RUS		
	C - STRUENKOV M.	RUS		
WEATHER DATA				
	At Start	At Finish		
Weather	Partly cloudy	Partly cloudy		
Snow	Compact	Compact		
Temperature	6°C	10.8°C		

Number of Competitors: 15, Number of NPCs: 9

Rank	Bib	Name	Sport Class	NPC Code	IT1	IT2	Result	Diff.
1	3	KRAKO Jakub Guide: MOTYKA Martin	B 2	SVK	32.32	59.75	1:20.58	
2	7	BATHUM Mark Guide: YAMAMOTO Cade	B 2	USA	33.44	59.63	1:20.71	+0.13
3	8	MARCOUX Mac Guide: FEMY Robin	B 3	CAN	33.06	1:00.35	1:20.77	+0.19
4	4	SANTACANA MAIZTEGUI Yon Guide: GALINDO GARCES Miguel	B 2	ESP	33.66	1:01.27	1:22.27	+1.69
5	9	FRANTSEV Ivan Guide: AGRANOVSKII German	B 2	RUS	33.84	1:03.87	1:26.00	+5.42
6	12	REDKOZUBOV Valerii Guide: GEROEV Evgeny	B 2	RUS	33.36	1:02.60	1:26.66	+6.08
7	1	BELADIC Michal Guide: MOTYKA Filip	B 2	SVK	36.20	1:06.25	1:29.30	+8.72
8	14	DUDAS Radomir Guide: CERVEN Michal	B 2	SVK	36.49	1:07.53	1:31.51	+10.93
		<b>DID NOT START: 1</b>						
10		THOMAS Hugo Guide: BERGAMIN Luana	B 2	SUI				
		<b>DID NOT FINISH: 5</b>						
2		DALDOSS Alessandro Guide: NEGRINI Luca	B 2	ITA				
5		KUBACKA Marek Guide: KARPISOVA Natalia	B 1	SVK				
6		HARAUS Miroslav Guide: HUDIK Maros	B 2	SVK				
13		GORCE YEPES Gabriel Juan Guide: FERRER VENTURA Josep Arnau	B 2	ESP				
15		HETMER Patrik Guide: MACALA Miroslav	B 2	CZE				



SUN 9 MAR 2014  
Start Time 10:00

## Official Results

Официальные результаты

Rank	Bib	Name	Sport Class	NPC Code	IT1	IT2	Result	Diff.
		<b>DISQUALIFIED: 1</b>						
	11	KREZEL Maciej Guide: OGARZYNSKA Anna	B 3	POL				

EBNER Reinhard#641  
Technical Delegate

#### LEGEND

**Diff.** - Time difference

**IT1** - Intermediate Position 1

**NPC** - National Paralympic Committee

**IPCAS** - International Paralympic Committee Alpine Skiing

**IT2** - Intermediate Position 2

09-03-2014/Rosa Khutor Alpine Center (RUS)/1019/#641



TUE 11 MAR 2014  
Start Time 14:40

**Official Results**  
Официальные результаты

**REVISED**  
11 MAR 18:44

JURY			TECHNICAL DATA	
Technical Delegate	GAJA Elena	IPC	Course Name:	SL Ladies
IPCAS Race Director	WALSER Markus	IPC	Start Altitude:	1140 m
Chief of Race	BELOKRINKIN Nikolay	RUS	Finish Altitude:	960 m
Referee	EBNER Reinhard	IPC	Vertical Drop:	180 m
Assistant Referee	JARDINE Kevin	IPC	Course Length:	
Start Referee	DEAN Nicholas	IPC	IPC-Homologation Number:	9895/12/10
Finish Referee	TAULER MESTRE Alexia	IPC		
Video Controller	PETERSEN Eric	IPC		
RACE INFORMATION		SLALOM		
Course Setter	HUJARA Manuel	AUT		
Number of Gates:	52			
Number of Turns:	51			
Start Time:	15:00			
Forerunners:	A - KOZLOV S.	RUS		
	B - PAKHOMOV A.	RUS		
	C - STRUENKOV M.	RUS		
WEATHER DATA		At Start	At Finish	
Weather		Fog	Fog	
Snow		Compact	Compact	
Temperature		3°C	4.6°C	

Number of Competitors: 25, Number of NPCs: 12

Rank	Bib	Name	Sport Class	NPC Code	IT1	Result	Diff.
1	48	BUGAEV Alexey	LW 6/8-2	RUS	28.40	50.30	
2	43	LUSCOMBE Braydon	LW 2	CAN	29.48	52.17	+1.87
3	44	LANZINGER Matthias	LW 4	AUT	29.95	52.43	+2.13
4	56	HALL Adam	LW 1	NZL	30.35	53.00	+2.70
5	52	KANE Toby	LW 2	AUS	30.73	53.52	+3.22
6	51	GOURLEY Mitchell	LW 6/8-2	AUS	29.99	53.63	+3.33
7	41	RIBOUD Romain	LW 9-2	FRA	30.54	54.38	+4.08
8	59	WUERZ Martin	LW 6/8-2	AUT	30.83	54.55	+4.25
9	45	AMAFROI-BROISAT Cedric	LW 4	FRA	30.25	54.64	+4.34
10	60	GROCHAR Thomas	LW 2	AUT	31.87	55.46	+5.16
11	47	MISAWA Hiraku	LW 2	JPN	32.17	56.03	+5.73
12	46	KOIKE Gakuta	LW 6/8-2	JPN	32.19	56.52	+6.22
13	55	PFYL Thomas	LW 9-2	SUI	33.96	56.92	+6.62
14	58	FRANCE Martin	LW 9-1	SVK	32.01	57.09	+6.79
15	61	STANTON James	LW 4	USA	30.87	57.44	+7.14
16	49	BRUEGGER Michael	LW 4	SUI	34.30	57.56	+7.26
17	57	SCHORNSTEIN Kirk	LW 6/8-1	CAN	32.65	57.62	+7.32
18	64	LANTSCHNER Hansjoerg	LW 9-2	ITA	35.15	1:05.88	+15.58
<b>DID NOT FINISH: 7</b>							
42		ALYABYEV Alexander	LW 6/8-2	RUS			
50		GAUTHIER-MANUEL Vincent	LW 6/8-2	FRA			
53		VETROV Alexander	LW 5/7-3	RUS			
54		HALLAT Matt	LW 2	CAN			
62		BRODARD Christophe	LW 6/8-1	SUI			
63		SZCZESNY Andrzej	LW 2	POL			
65		ROETHLISBERGER Jochi	LW 5/7-1	SUI			



**Official Results**  
Официальные результаты

**REVISED**  
11 MAR 18:44

Rank	Bib	Name	Sport Class	NPC Code	IT1	Result	Diff.
------	-----	------	-------------	----------	-----	--------	-------

GAJA Elena#887  
Technical Delegate

**LEGEND**

Diff. - Time difference  
IT1 - Intermediate Position 1

IPCAS - International Paralympic Committee Alpine Skiing  
NPC - National Paralympic Committee

11-03-2014/Rosa Khutor Alpine Center (RUS)/1020/#887

Technical data Start Altitude was updated



FRI 14 MAR 2014  
Start Time 14:55

## Official Results

### Официальные результаты

JURY			TECHNICAL DATA		
Technical Delegate	GAJA Elena	IPC	Course Name:	SG Men	
IPCAS Race Director	WALSER Markus	IPC	Start Altitude:	1460 m	
Chief of Race	BELOKRINKIN Nikolay	RUS	Finish Altitude:	970 m	
Referee	EBNER Reinhard	IPC	Vertical Drop:	490 m	
Assistant Referee	JARDINE Kevin	IPC	Course Length:	1800 m	
Start Referee	DEAN Nicholas	IPC	IPC-Homologation Number:	9889/12/10	
Finish Referee	TAULER MESTRE Alexia	IPC			
Video Controller	PETERSEN Eric	IPC			
RACE INFORMATION			SUPER G		
Course Setter	HUJARA Manuel	AUT	LABRIE Jean-Sebastien	CAN	
Number of Gates:	52			35	
Number of Turns:	51			34	
Start Time:	15:00			15:20	
Forerunners:	A - KOZLOV S.	RUS	A - KOZLOV S.	RUS	
	B - PAKHOMOV A.	RUS	B - PAKHOMOV A.	RUS	
	C - STRUENKOV M.	RUS	C - STRUENKOV M.	RUS	
WEATHER DATA			At Start		
Weather	Fog	At Finish	Fog	At Start	Partly cloudy
Snow	Compact		Compact	At Start	Partly cloudy
Temperature	3°C		2°C	At Start	Packed
			4.6°C	At Start	Partly cloudy
				At Start	Packed
				At Start	4.3°C

Number of Competitors: 18, Number of NPCs: 11

Rank	Bib	Name	Sport Class	NPC Code	Slalom	IT1	IT2	Super G	Result	Diff.	Race Points
1	48	BUGAEV Alexey	LW 6/8-2	RUS	50.30 (1)	31.04	1:00.85	1:19.42 (2)	2:09.72		0.00
2	44	LANZINGER Matthias	LW 4	AUT	52.43 (3)	29.75	59.82	1:18.39 (1)	2:10.82	+1.10	9.58
3	52	KANE Toby	LW 2	AUS	53.52 (5)	30.72	1:01.65	1:20.62 (3)	2:14.14	+4.42	38.50
4	56	HALL Adam	LW 1	NZL	53.00 (4)	30.57	1:01.44	1:21.36 (5)	2:14.36	+4.64	40.42
5	51	GOURLEY Mitchell	LW 6/8-2	AUS	53.63 (6)	31.15	1:01.87	1:20.75 (4)	2:14.38	+4.66	40.59
6	45	AMAFROI-BROISAT Cedric	LW 4	FRA	54.64 (9)	31.13	1:02.28	1:21.60 (7)	2:16.24	+6.52	56.80
7	59	WUERZ Martin	LW 6/8-2	AUT	54.55 (8)	31.85	1:03.59	1:23.39 (10)	2:17.94	+8.22	71.60
8	58	FRANCE Martin	LW 9-1	SVK	57.09 (14)	31.21	1:02.00	1:21.55 (6)	2:18.64	+8.92	77.70
9	47	MISAWA Hiraku	LW 2	JPN	56.03 (11)	32.04	1:03.26	1:22.63 (8)	2:18.66	+8.94	77.88
10	46	KOIKE Gakuta	LW 6/8-2	JPN	56.52 (12)	32.83	1:03.93	1:22.96 (9)	2:19.48	+9.76	85.02
11	60	GROCHAR Thomas	LW 2	AUT	55.46 (10)	32.02	1:05.38	1:25.92 (14)	2:21.38	+11.66	101.57
12	57	SCHORNSTEIN Kirk	LW 6/8-1	CAN	57.62 (17)	32.50	1:04.50	1:24.45 (11)	2:22.07	+12.35	107.58
13	61	STANTON James	LW 4	USA	57.44 (15)	31.52	1:04.37	1:25.21 (13)	2:22.65	+12.93	112.63
14	64	LANTSCHNER Hansjoerg	LW 9-2	ITA	1:05.88 (18)	32.37	1:04.28	1:24.78 (12)	2:30.66	+20.94	182.41

#### DID NOT FINISH 1st RUN: 7

42	ALYABYEV Alexander	LW 6/8-2	RUS
50	GAUTHIER-MANUEL Vincent	LW 6/8-2	FRA
53	VETROV Alexander	LW 5/7-3	RUS
54	HALLAT Matt	LW 2	CAN
62	BRODARD Christophe	LW 6/8-1	SUI
63	SZCZESNY Andrzej	LW 2	POL
65	ROETHLISBERGER Jochi	LW 5/7-1	SUI

#### DID NOT START 2nd RUN: 2

49	BRUEGGER Michael	LW 4	SUI
55	PFYL Thomas	LW 9-2	SUI

#### DID NOT FINISH 2nd RUN: 2

41	RIBOUD Romain	LW 9-2	FRA
43	LUSCOMBE Braydon	LW 2	CAN



## Official Results

Официальные результаты

Rank	Bib	Name	Sport Class	NPC Code	Slalom	IT1	IT2	Super G	Result	Diff.	Race Points
------	-----	------	-------------	----------	--------	-----	-----	---------	--------	-------	-------------

GAJA Elena#887  
Technical Delegate

### LEGEND

Diff. - Time difference

IT1 - Intermediate position 1

NPC - National Paralympic Committee

IPCAS - International Paralympic Committee Alpine Skiing

IT2 - Intermediate position 2

14-03-2014/Rosa Khutor Alpine Center (RUS)/1020/#887



TUE 11 MAR 2014  
Start Time 14:40

**Official Results**  
Официальные результаты

**REVISED**  
11 MAR 18:44

JURY			TECHNICAL DATA	
Technical Delegate	GAJA Elena	IPC	Course Name:	SL Ladies
IPCAS Race Director	WALSER Markus	IPC	Start Altitude:	1140 m
Chief of Race	BELOKRINKIN Nikolay	RUS	Finish Altitude:	960 m
Referee	EBNER Reinhard	IPC	Vertical Drop:	180 m
Assistant Referee	JARDINE Kevin	IPC	Course Length:	
Start Referee	DEAN Nicholas	IPC	IPC-Homologation Number:	9895/12/10
Finish Referee	TAULER MESTRE Alexia	IPC		
Video Controller	PETERSEN Eric	IPC		
RACE INFORMATION			SLALOM	
Course Setter	HUJARA Manuel	AUT		
Number of Gates:	52			
Number of Turns:	51			
Start Time:	15:35			
Forerunners:	A - KOZLOV S.	RUS		
	B - PAKHOMOV A.	RUS		
	C - STRUENKOV M.	RUS		
WEATHER DATA			At Start	
Weather	Fog		At Finish	
Snow	Compact		Fog	
Temperature	3°C		Compact	
			4.6°C	

Number of Competitors: 26, Number of NPCs: 13

Rank	Bib	Name	Sport Class	NPC Code	IT1	Result	Diff.
1	74	RABL Roman	LW 12-1	AUT	33.67	58.71	
2	67	NOLTE Thomas	LW 11	GER	34.49	59.25	+0.54
3	73	MORII Taiki	LW 11	JPN	32.95	59.52	+0.81
4	80	CALHOUN Heath	LW 12-2	USA	34.16	59.66	+0.95
5	71	DUECK Josh	LW 11	CAN	35.35	59.93	+1.22
6	84	PETERS Corey	LW 12-1	NZL	34.60	1:03.24	+4.53
7	81	TANIGUCHI Akira	LW 11	JPN	39.79	1:08.60	+9.89
8	78	NATSUME Kenji	LW 11	JPN	40.67	1:08.76	+10.05
9	88	BRENNAN Mick	LW 12-2	GBR	42.38	1:14.85	+16.14
10	90	JACOBSEN Thomas	LW 11	NOR	45.19	1:17.16	+18.45
<b>DID NOT START: 1</b>							
	91	NICOLI Maurizio	LW 10-2	SUI			
<b>DID NOT FINISH: 13</b>							
	66	DORN Dietmar	LW 11	AUT			
	68	FRANCOIS Frederic	LW 11	FRA			
	69	MORE Cyril	LW 12-1	FRA			
	72	TABERLET Yohann	LW 12-1	FRA			
	75	KANO Akira	LW 11	JPN			
	76	SUZUKI Takeshi	LW 12-2	JPN			
	77	BROUSSEAU Caleb	LW 12-1	CAN			
	79	BAMBUR Jasmin	LW 11	USA			
	82	KREITER Georg	LW 10-1	GER			
	83	SOKOLOVIC Dino	LW 12-2	CRO			
	85	OATWAY Kurt	LW 12-1	CAN			
	86	JELINEK Oldrich	LW 10-1	CZE			
	87	KUNZ Christoph	LW 10-1	SUI			
<b>DISQUALIFIED: 2</b>							
	70	BONADIMANN Philipp	LW 11	AUT			
	89	PARK Jong Seork	LW 11	KOR			Gate 3

Technical data Start Altitude was updated



**Official Results**  
Официальные результаты

**REVISED**  
11 MAR 18:44

Rank	Bib	Name	Sport Class	NPC Code	IT1	Result	Diff.
------	-----	------	-------------	----------	-----	--------	-------

GAJA Elena#887  
Technical Delegate

**LEGEND**

Diff. - Time difference  
IT1 - Intermediate Position 1

IPCAS - International Paralympic Committee Alpine Skiing  
NPC - National Paralympic Committee

11-03-2014/Rosa Khutor Alpine Center (RUS)/1020/#887

Technical data Start Altitude was updated





## Official Results

### Официальные результаты

JURY			TECHNICAL DATA		
Technical Delegate	GAJA Elena	IPC	Course Name:	SG Men	
IPCAS Race Director	WALSER Markus	IPC	Start Altitude:	1460 m	
Chief of Race	BELOKRINKIN Nikolay	RUS	Finish Altitude:	970 m	
Referee	EBNER Reinhard	IPC	Vertical Drop:	490 m	
Assistant Referee	JARDINE Kevin	IPC	Course Length:	1800 m	
Start Referee	DEAN Nicholas	IPC	IPC-Homologation Number:	9889/12/10	
Finish Referee	TAULER MESTRE Alexia	IPC			
Video Controller	PETERSEN Eric	IPC			
RACE INFORMATION			SLALOM		
Course Setter	HUJARA Manuel	AUT			
Number of Gates:	52				
Number of Turns:	51				
Start Time:	15:35				
Forerunners:	A - KOZLOV S.	RUS			
	B - PAKHOMOV A.	RUS			
	C - STRUENKOV M.	RUS			
WEATHER DATA			SUPER G		
			LABRIE Jean-Sebastien	CAN	
			Number of Gates:	35	
			Number of Turns:	34	
			Start Time:	16:00	
			Forerunners:	A - KOZLOV S.	RUS
				B - PAKHOMOV A.	RUS
				C - STRUENKOV M.	RUS
Weather		At Start	At Finish	At Start	At Finish
Weather	Fog	Fog	Fog	Partly cloudy	Partly cloudy
Snow	Compact	Compact	Compact	Packed	Packed
Temperature	3°C	4.6°C	2°C	4.3°C	

#### Number of Competitors: 10, Number of NPCs: 8

Rank	Bib	Name	Sport Class	NPC Code	Slalom	IT1	IT2	Super G	Result	Diff.	Race Points
1	71	DUECK Josh	LW 11	CAN	59.93 (5)	29.88	1:00.06	1:18.27 (1)	2:18.20		73.87
2	80	CALHOUN Heath	LW 12-2	USA	59.66 (4)	30.24	1:00.81	1:19.43 (4)	2:19.09	+0.89	81.62
3	74	RABL Roman	LW 12-1	AUT	58.71 (1)	30.81	1:01.92	1:21.49 (5)	2:20.20	+2.00	91.29
4	84	PETERS Corey	LW 12-1	NZL	1:03.24 (6)	30.70	1:00.97	1:18.67 (2)	2:21.91	+3.71	106.19
5	67	NOLTE Thomas	LW 11	GER	59.25 (2)	32.01	1:03.67	1:22.93 (6)	2:22.18	+3.98	108.54
6	78	NATSUME Kenji	LW 11	JPN	1:08.76 (8)	31.07	1:00.99	1:19.28 (3)	2:28.04	+9.84	159.59
7	81	TANIGUCHI Akira	LW 11	JPN	1:08.60 (7)	34.29	1:06.80	1:26.11 (8)	2:34.71	+16.51	217.69
8	88	BRENNAN Mick	LW 12-2	GBR	1:14.85 (9)	33.45	1:05.45	1:25.89 (7)	2:40.74	+22.54	270.22
9	90	JACOBSEN Thomas	LW 11	NOR	1:17.16 (10)	35.59	1:10.38	1:30.93 (9)	2:48.09	+29.89	334.24
<b>DID NOT START 1st RUN: 1</b>											
	91	NICOLI Maurizio	LW 10-2	SUI							
<b>DID NOT FINISH 1st RUN: 13</b>											
	66	DORN Dietmar	LW 11	AUT							
	68	FRANCOIS Frederic	LW 11	FRA							
	69	MORE Cyril	LW 12-1	FRA							
	72	TABERLET Yohann	LW 12-1	FRA							
	75	KANO Akira	LW 11	JPN							
	76	SUZUKI Takeshi	LW 12-2	JPN							
	77	BROUSSEAU Caleb	LW 12-1	CAN							
	79	BAMBUR Jasmin	LW 11	USA							
	82	KREITER Georg	LW 10-1	GER							
	83	SOKOLOVIC Dino	LW 12-2	CRO							
	85	OATWAY Kurt	LW 12-1	CAN							
	86	JELINEK Oldrich	LW 10-1	CZE							
	87	KUNZ Christoph	LW 10-1	SUI							
<b>DISQUALIFIED 1st RUN: 2</b>											
	70	BONADIMANN Philipp	LW 11	AUT							
	89	PARK Jong Seork	LW 11	KOR			Gate 3				



## Official Results

Официальные результаты

Rank	Bib	Name	Sport Class	NPC Code	Slalom	IT1	IT2	Super G	Result	Diff.	Race Points
<b>DID NOT FINISH 2nd RUN: 1</b>											
	73	MORII Taiki	LW 11	JPN							

GAJA Elena#887  
Technical Delegate

### LEGEND

Diff. - Time difference

IT1 - Intermediate position 1

NPC - National Paralympic Committee

IPCAS - International Paralympic Committee Alpine Skiing

IT2 - Intermediate position 2

14-03-2014/Rosa Khutor Alpine Center (RUS)/1020/#887



TUE 11 MAR 2014  
Start Time 14:40

**Official Results**  
Официальные результаты

**REVISED**  
11 MAR 18:44

JURY			TECHNICAL DATA	
Technical Delegate	GAJA Elena	IPC	Course Name:	SL Ladies
IPCAS Race Director	WALSER Markus	IPC	Start Altitude:	1140 m
Chief of Race	BELOKRINKIN Nikolay	RUS	Finish Altitude:	960 m
Referee	EBNER Reinhard	IPC	Vertical Drop:	180 m
Assistant Referee	JARDINE Kevin	IPC	Course Length:	
Start Referee	DEAN Nicholas	IPC	IPC-Homologation Number:	9895/12/10
Finish Referee	TAULER MESTRE Alexia	IPC		
Video Controller	PETERSEN Eric	IPC		
RACE INFORMATION		SLALOM		
Course Setter	HUJARA Manuel	AUT		
Number of Gates:	52			
Number of Turns:	51			
Start Time:	14:40			
Forerunners:	A - KOZLOV S.	RUS		
	B - PAKHOMOV A.	RUS		
	C - STRUENKOV M.	RUS		
WEATHER DATA		At Start	At Finish	
Weather		Fog	Fog	
Snow		Compact	Compact	
Temperature		3°C	4.6°C	

Number of Competitors: 14, Number of NPCs: 8

Rank	Bib	Name	Sport Class	NPC Code	IT1	Result	Diff.
1	30	REDKOZUBOV Valerii Guide: GEROEV Evgeny	B 2	RUS	28.74	50.60	
2	29	GORCE YEPES Gabriel Juan Guide: FERRER VENTURA Josep Arnau	B 2	ESP	31.62	56.22	+5.62
3	38	KREZEL Maciej Guide: OGARZYNSKA Anna	B 3	POL	31.30	56.49	+5.89
4	36	DUDAS Radomir Guide: CERVEN Michal	B 2	SVK	32.69	57.44	+6.84
5	34	BATHUM Mark Guide: YAMAMOTO Cade	B 2	USA	33.27	59.92	+9.32
6	37	BELADIC Michal Guide: MOTYKA Filip	B 2	SVK	35.60	1:02.68	+12.08
7	40	HETMER Patrik Guide: MACALA Miroslav	B 2	CZE	45.52	1:14.69	+24.09
<b>DID NOT FINISH: 6</b>							
28		KRAKO Jakub Guide: MOTYKA Martin	B 2	SVK			
31		MARCOUX Mac Guide: FEMY Robin	B 3	CAN			
32		SANTACANA MAIZTEGUI Yon Guide: GALINDO GARCES Miguel	B 2	ESP			
33		DALDOSS Alessandro Guide: NEGRINI Luca	B 2	ITA			
35		FRANTSEV Ivan Guide: AGRANOVSKII German	B 2	RUS			
39		KUBACKA Marek Guide: KARPISOVA Natalia	B 1	SVK			
<b>DISQUALIFIED: 1</b>							
27		HARAUS Miroslav Guide: HUDIK Maros	B 2	SVK	Gate 8		

Technical data Start Altitude was updated



**Official Results**  
Официальные результаты

**REVISED**  
11 MAR 18:44

Rank	Bib	Name	Sport Class	NPC Code	IT1	Result	Diff.
------	-----	------	-------------	----------	-----	--------	-------

GAJA Elena#887  
Technical Delegate

**LEGEND**

Diff. - Time difference  
IT1 - Intermediate Position 1

IPCAS - International Paralympic Committee Alpine Skiing  
NPC - National Paralympic Committee

11-03-2014/Rosa Khutor Alpine Center (RUS)/1020/#887

Technical data Start Altitude was updated



FRI 14 MAR 2014  
Start Time 14:55

## Official Results

### Официальные результаты

JURY			TECHNICAL DATA		
Technical Delegate	GAJA Elena	IPC	Course Name:	SG Men	
IPCAS Race Director	WALSER Markus	IPC	Start Altitude:	1460 m	
Chief of Race	BELOKRINKIN Nikolay	RUS	Finish Altitude:	970 m	
Referee	EBNER Reinhard	IPC	Vertical Drop:	490 m	
Assistant Referee	JARDINE Kevin	IPC	Course Length:	1800 m	
Start Referee	DEAN Nicholas	IPC	IPC-Homologation Number:	9889/12/10	
Finish Referee	TAULER MESTRE Alexia	IPC			
Video Controller	PETERSEN Eric	IPC			
RACE INFORMATION			SUPER G		
Course Setter	HUJARA Manuel	AUT	LABRIE Jean-Sebastien	CAN	
Number of Gates:	52		35		
Number of Turns:	51		34		
Start Time:	14:40		14:55		
Forerunners:	A - KOZLOV S.	RUS	A - KOZLOV S.	RUS	
	B - PAKHOMOV A.	RUS	B - PAKHOMOV A.	RUS	
	C - STRUENKOV M.	RUS	C - STRUENKOV M.	RUS	
WEATHER DATA					
	At Start	At Finish	At Start	At Finish	
Weather	Fog	Fog	Partly cloudy	Partly cloudy	
Snow	Compact	Compact	Packed	Packed	
Temperature	3°C	4.6°C	2°C	4.3°C	

#### Number of Competitors: 7, Number of NPCs: 6

Rank	Bib	Name	Sport Class	NPC Code	Slalom	IT1	IT2	Super G	Result	Diff.	Race Points
1	30	REDKOZUBOV Valerii Guide: GEROEV Evgeny	B 2	RUS	50.60 (1)	32.02	1:03.90	1:25.27 (4)	2:15.87		53.57
2	34	BATHUM Mark Guide: YAMAMOTO Cade	B 2	USA	59.92 (5)	30.30	58.44	1:17.46 (1)	2:17.38	+1.51	66.73
3	29	GORCE YEPES Gabriel Juan Guide: FERRER VENTURA Josep Arnau	B 2	ESP	56.22 (2)	32.25	1:03.11	1:24.14 (3)	2:20.36	+4.49	92.69
4	36	DUDAS Radomir Guide: CERVEN Michal	B 2	SVK	57.44 (4)	32.14	1:03.41	1:23.91 (2)	2:21.35	+5.48	101.31
5	38	KREZEL Maciej Guide: OGARZYNSKA Anna	B 3	POL	56.49 (3)	32.29	1:04.38	1:26.09 (5)	2:22.58	+6.71	112.02
6	37	BELADIC Michal Guide: MOTYKA Filip	B 2	SVK	1:02.68 (6)	34.93	1:08.46	1:29.52 (6)	2:32.20	+16.33	195.82
7	40	HETMER Patrik Guide: MACALA Miroslav	B 2	CZE	1:14.69 (7)	34.88	1:10.85	1:36.61 (7)	2:51.30	+35.43	362.21

#### DID NOT FINISH 1st RUN: 6

28	KRAKO Jakub Guide: MOTYKA Martin	B 2	SVK
31	MARCOUX Mac Guide: FEMY Robin	B 3	CAN
32	SANTACANA MAIZTEGUI Yon Guide: GALINDO GARCES Miguel	B 2	ESP
33	DALDOSS Alessandro Guide: NEGRINI Luca	B 2	ITA
35	FRANTSEV Ivan Guide: AGRANOVSKII German	B 2	RUS
39	KUBACKA Marek Guide: KARPISOVA Natalia	B 1	SVK



**Official Results**  
Официальные результаты

Rank	Bib	Name	Sport Class	NPC Code	Slalom	IT1	IT2	Super G	Result	Diff.	Race Points
<b>DISQUALIFIED 1st RUN: 1</b>											
	27	HARAUS Miroslav Guide: HUDIK Maros	B 2	SVK	Gate 8						

GAJA Elena#887  
Technical Delegate

**LEGEND**

Diff. - Time difference  
IT1 - Intermediate position 1  
NPC - National Paralympic Committee

IPCAS - International Paralympic Committee Alpine Skiing  
IT2 - Intermediate position 2

14-03-2014/Rosa Khutor Alpine Center (RUS)/1020/#887



SAT 15 MAR 2014  
Start Time 09:30

**Official Results**  
Официальные результаты

**REVISED**  
15 MAR 12:36

JURY			TECHNICAL DATA	
Technical Delegate	EBNER Reinhard	IPC	Course Name:	GS Men
IPCAS Race Director	WALSER Markus	IPC	Start Altitude:	1303 m
Chief of Race	BELOKRINKIN Nikolay	RUS	Finish Altitude:	960 m
Referee	GAJA Elena	IPC	Vertical Drop:	343 m
Start Referee	DEAN Nicholas	IPC	IPC-Homologation Number:	9890/12/10
Finish Referee	TAULER MESTRE Alexia	IPC		
Video Controller	PETERSEN Eric	IPC		
RACE INFORMATION			1st RUN	
Course Setter	TEITSMA Falco	NED		
Number of Gates:	49			
Number of Turns:	45			
Start Time:	09:55			
Forerunners:	A - SELUTIN S.	RUS		
	B - PROKAPEV I.	RUS		
	C - BARBIN S.	RUS		
WEATHER DATA			At Start	
Weather	Fog		At Finish	Fog
Snow	Packed			Packed
Temperature	-1°C			0.8°C

Number of Competitors: 49, Number of NPCs: 22

Rank	Bib	Name	Sport Class	NPC Code	IT1	Result	Diff.
1	27	GAUTHIER-MANUEL Vincent	LW 6/8-2	FRA	46.63	1:14.72	
2	20	SALCHER Markus	LW 9-1	AUT	47.28	1:15.95	+1.23
3	19	BUGAEV Alexey	LW 6/8-2	RUS	47.95	1:16.15	+1.43
4	26	GOURLEY Mitchell	LW 6/8-2	AUS	47.61	1:16.16	+1.44
5	23	PFYL Thomas	LW 9-2	SUI	48.51	1:18.31	+3.59
6	30	FRANCE Martin	LW 9-1	SVK	49.08	1:18.74	+4.02
7	31	BRUEGGER Michael	LW 4	SUI	49.23	1:18.96	+4.24
8	22	VETROV Alexander	LW 5/7-3	RUS	49.80	1:19.21	+4.49
9	35	WUERZ Martin	LW 6/8-2	AUT	50.64	1:20.93	+6.21
10	32	RIBOUD Romain	LW 9-2	FRA	50.48	1:21.04	+6.32
11	42	ABE Toshihiro	LW 6/8-1	JPN	50.91	1:21.54	+6.82
12	40	TOKAI Masahiko	LW 3	JPN	50.99	1:21.85	+7.13
13	33	STANTON James	LW 4	USA	50.70	1:22.27	+7.55
14	39	SCHORNSTEIN Kirk	LW 6/8-1	CAN	51.67	1:22.51	+7.79
15	25	KOIKE Gakuta	LW 6/8-2	JPN	52.05	1:22.73	+8.01
16	44	FALCH Martin	LW 4	AUT	52.41	1:22.95	+8.23
17	51	CUCHE Robin	LW 9-2	SUI	52.04	1:23.31	+8.59
18	45	GREEN Ralph	LW 2	USA	52.58	1:24.20	+9.48
19	37	BRODARD Christophe	LW 6/8-1	SUI	52.72	1:24.61	+9.89
20	52	WHITLEY James	LW 5/7-3	GBR	53.05	1:24.64	+9.92
21	54	LANTHALER Christian	LW 2	ITA	52.81	1:24.85	+10.13
22	58	ZANOTTI Marco	LW 4	ITA	54.04	1:26.21	+11.49
23	43	MIGUELES Jorge	LW 4	CHI	53.73	1:26.41	+11.69
24	47	ROETHLISBERGER Jochi	LW 5/7-1	SUI	54.29	1:26.67	+11.95
25	57	ANDREASSEN Mads	LW 6/8-1	NOR	54.49	1:26.84	+12.12
26	41	LANTSCHNER Hansjoerg	LW 9-2	ITA	54.13	1:27.58	+12.86
27	56	BALCAEN Jasper	LW 9-1	BEL	55.35	1:29.13	+14.41
28	53	SZCZESNY Andrzej	LW 2	POL	55.96	1:29.43	+14.71
29	55	YAMAZAKI Fukutaro	LW 9-2	JPN	58.57	1:31.47	+16.75
30	50	HUNT Joel	LW 3	USA	57.41	1:31.93	+17.21
31	60	CARTER Tyler	LW 4	USA	59.00	1:33.62	+18.90
32	61	CODINA THOMATIS Carlos .	LW 4	ARG	57.82	1:33.96	+19.24
33	64	CEKIC Mehmet	LW 4	TUR	1:01.50	1:38.38	+23.66
34	63	MILOSEVIC Jugoslav	LW 6/8-1	SRB	1:02.67	1:40.94	+26.22

Start and Finish altitude were updated



**Official Results**  
Официальные результаты

**REVISED**  
15 MAR 12:36

Rank	Bib	Name	Sport Class	NPC Code	IT1	Result	Diff.
35	66	TURKOVIC Senad	LW 4	BIH	1:16.74	1:58.16	+43.44
<b>DID NOT START: 2</b>							
	46	LOSKA Stanislav	LW 6/8-1	CZE			
	67	GAYAZOV Ramil	LW 6/8-2	UZB			
<b>DID NOT FINISH: 11</b>							
	21	KANE Toby	LW 2	AUS			
	24	ALYABYEV Alexander	LW 6/8-2	RUS			
	28	LANZINGER Matthias	LW 4	AUT			
	29	MISAWA Hiraku	LW 2	JPN			
	34	AMAFROI-BROISAT Cedric	LW 4	FRA			
	38	GROCHAR Thomas	LW 2	AUT			
	48	AKHMADULIN Aleksandr	LW 5/7-2	RUS			
	49	LUJAN Jonathan	LW 3	USA			
	59	VALENTI Andrea	LW 9-2	ITA			
	62	VEGA Santiago	LW 4	CHI			
	65	AVANESYAN Mher	LW 5/7-1	ARM			
<b>DISQUALIFIED: 1</b>							
	36	ORSINI Nicolo Maria	LW 6/8-2	ITA			

EBNER Reinhard#641  
Technical Delegate

**LEGEND**

Diff. - Time difference  
IT1 - Intermediate Position 1

IPCAS - International Paralympic Committee Alpine Skiing  
NPC - National Paralympic Committee

15-03-2014/Rosa Khutor Alpine Center (RUS)/1022/#641

Start and Finish altitude were updated





SAT 15 MAR 2014  
Start Time 13:30

## Official Results

### Официальные результаты

JURY			TECHNICAL DATA			
Technical Delegate	EBNER Reinhard	IPC	Course Name:	GS Men		
IPCAS Race Director	WALSER Markus	IPC	Start Altitude:	1303 m		
Chief of Race	BELOKRINKIN Nikolay	RUS	Finish Altitude:	960 m		
Referee	GAJA Elena	IPC	Vertical Drop:	343 m		
Start Referee	DEAN Nicholas	IPC	IPC-Homologation Number:	9890/12/10		
Finish Referee	TAULER MESTRE Alexia	IPC				
Video Controller	PETERSEN Eric	IPC				
RACE INFORMATION			2nd RUN			
Course Setter	TEITSMA Falco	NED	CARBONELL PALOU JordESP			
Number of Gates:	49		46			
Number of Turns:	45		41			
Start Time:	09:55		13:50			
Forerunners:	A - SELUTIN S.	RUS	A - SELUTIN S.	RUS		
	B - PROKAPEV I.	RUS	B - PROKAPEV I.	RUS		
	C - BARBIN S.	RUS	C - BARBIN S.	RUS		
WEATHER DATA			At Start		At Finish	
Weather	Fog		Fog	Partly cloudy	Partly cloudy	
Snow	Packed		Packed	Packed	Packed	
Temperature	-1°C		0.8°C	1°C	4.4°C	

Number of Competitors: 35, Number of NPCs: 19

Rank	Bib	Name	Sport Class	NPC Code	1st Run	IT1	2nd Run	Result	Diff.	Race Points
1	27	GAUTHIER-MANUEL Vincent	LW 6/8-2	FRA	1:14.72 (1)	43.06	1:11.15 (1)	2:25.87		0.00
2	19	BUGAEV Alexey	LW 6/8-2	RUS	1:16.15 (3)	43.33	1:11.72 (2)	2:27.87	+2.00	11.93
3	20	SALCHER Markus	LW 9-1	AUT	1:15.95 (2)	43.36	1:12.19 (3)	2:28.14	+2.27	13.54
4	30	FRANCE Martin	LW 9-1	SVK	1:18.74 (6)	44.04	1:12.92 (4)	2:31.66	+5.79	34.53
5	23	PFYL Thomas	LW 9-2	SUI	1:18.31 (5)	44.32	1:13.51 (5)	2:31.82	+5.95	35.49
6	42	ABE Toshihiro	LW 6/8-1	JPN	1:21.54 (11)	45.04	1:14.79 (6)	2:36.33	+10.46	62.39
7	35	WUERZ Martin	LW 6/8-2	AUT	1:20.93 (9)	45.86	1:15.78 (8)	2:36.71	+10.84	64.65
8	32	RIBOUD Romain	LW 9-2	FRA	1:21.04 (10)	46.16	1:16.42 (10)	2:37.46	+11.59	69.13
9	25	KOIKE Gakuta	LW 6/8-2	JPN	1:22.73 (15)	45.35	1:15.34 (7)	2:38.07	+12.20	72.76
10	40	TOKAI Masahiko	LW 3	JPN	1:21.85 (12)	45.81	1:16.27 (9)	2:38.12	+12.25	73.06
11	44	FALCH Martin	LW 4	AUT	1:22.95 (16)	46.37	1:17.25 (11)	2:40.20	+14.33	85.47
12	51	CUCHE Robin	LW 9-2	SUI	1:23.31 (17)	46.43	1:17.26 (12)	2:40.57	+14.70	87.67
13	39	SCHORNSTEIN Kirk	LW 6/8-1	CAN	1:22.51 (14)	47.65	1:18.46 (14)	2:40.97	+15.10	90.06
14	52	WHITLEY James	LW 5/7-3	GBR	1:24.64 (20)	47.30	1:18.14 (13)	2:42.78	+16.91	100.85
15	54	LANTHALER Christian	LW 2	ITA	1:24.85 (21)	47.06	1:18.97 (15)	2:43.82	+17.95	107.06
16	45	GREEN Ralph	LW 2	USA	1:24.20 (18)	48.67	1:20.67 (17)	2:44.87	+19.00	113.32
17	58	ZANOTTI Marco	LW 4	ITA	1:22.95 (16)	47.74	1:19.28 (16)	2:45.49	+19.62	117.02
18	37	BRODARD Christophe	LW 6/8-1	SUI	1:24.61 (19)	49.10	1:21.53 (18)	2:46.14	+20.27	120.89
19	47	ROETHLISBERGER Jochi	LW 5/7-1	SUI	1:26.67 (24)	50.41	1:21.96 (19)	2:48.63	+22.76	135.75
20	43	MIGUELES Jorge	LW 4	CHI	1:26.41 (23)	49.49	1:22.39 (21)	2:48.80	+22.93	136.76
21	57	ANDREASSEN Mads	LW 6/8-1	NOR	1:26.84 (25)	49.73	1:22.08 (20)	2:48.92	+23.05	137.48
22	53	SZCZESNY Andrzej	LW 2	POL	1:29.43 (28)	50.20	1:22.70 (22)	2:52.13	+26.26	156.62
23	56	BALCAEN Jasper	LW 9-1	BEL	1:29.13 (27)	50.59	1:23.74 (23)	2:52.87	+27.00	161.03
24	50	HUNT Joel	LW 3	USA	1:31.93 (30)	52.32	1:26.40 (25)	2:58.33	+32.46	193.60
25	61	CODINA THOMATIS Carlos	LW 4	ARG	1:33.96 (32)	51.23	1:24.40 (24)	2:58.36	+32.49	193.78
26	55	YAMAZAKI Fukutaro	LW 9-2	JPN	1:31.47 (29)	53.56	1:27.56 (27)	2:59.03	+33.16	197.77
27	60	CARTER Tyler	LW 4	USA	1:33.62 (31)	52.88	1:26.52 (26)	3:00.14	+34.27	204.39
28	64	CEKIC Mehmet	LW 4	TUR	1:38.38 (33)	55.74	1:31.35 (28)	3:09.73	+43.86	261.59
29	63	MILOSEVIC Jugoslav	LW 6/8-1	SRB	1:40.94 (34)	1:02.27	1:41.42 (29)	3:22.36	+56.49	336.92
<b>DID NOT START 1st RUN: 2</b>										
	46	LOSKA Stanislav	LW 6/8-1	CZE						



## Official Results

Официальные результаты

Rank	Bib	Name	Sport Class	NPC Code	1st Run	IT1	2nd Run	Result	Diff.	Race Points
	67	GAYAZOV Ramil	LW 6/8-2	UZB						
<b>DID NOT FINISH 1st RUN: 11</b>										
	21	KANE Toby	LW 2	AUS						
	24	ALYABYEV Alexander	LW 6/8-2	RUS						
	28	LANZINGER Matthias	LW 4	AUT						
	29	MISAWA Hiraku	LW 2	JPN						
	34	AMAFROI-BROISAT Cedric	LW 4	FRA						
	38	GROCHAR Thomas	LW 2	AUT						
	48	AKHMADULIN Aleksandr	LW 5/7-2	RUS						
	49	LUJAN Jonathan	LW 3	USA						
	59	VALENTI Andrea	LW 9-2	ITA						
	62	VEGA Santiago	LW 4	CHI						
	65	AVANESYAN Mher	LW 5/7-1	ARM						
<b>DISQUALIFIED 1st RUN: 1</b>										
	36	ORSINI Nicolo Maria	LW 6/8-2	ITA						
<b>DID NOT START 2nd RUN: 1</b>										
	33	STANTON James	LW 4	USA						
<b>DID NOT FINISH 2nd RUN: 5</b>										
	22	VETROV Alexander	LW 5/7-3	RUS						
	26	GOURLEY Mitchell	LW 6/8-2	AUS						
	31	BRUEGGER Michael	LW 4	SUI						
	41	LANTSCHNER Hansjoerg	LW 9-2	ITA						
	66	TURKOVIC Senad	LW 4	BIH						

EBNER Reinhard#641  
Technical Delegate

### LEGEND

Diff. - Time difference  
IT1 - Intermediate position 1

IPCAS - International Paralympic Committee Alpine Skiing  
NPC - National Paralympic Committee

15-03-2014/Rosa Khutor Alpine Center (RUS)/1022/#641

Start and Finish altitude were updated



SAT 15 MAR 2014  
Start Time 09:30

Run 1  
1-й заезд

**Official Results**  
Официальные результаты

**REVISED**  
15 MAR 12:36

JURY			TECHNICAL DATA	
Technical Delegate	EBNER Reinhard	IPC	Course Name:	GS Men
IPCAS Race Director	WALSER Markus	IPC	Start Altitude:	1303 m
Chief of Race	BELOKRINKIN Nikolay	RUS	Finish Altitude:	960 m
Referee	GAJA Elena	IPC	Vertical Drop:	343 m
Start Referee	DEAN Nicholas	IPC	IPC-Homologation Number:	9890/12/10
Finish Referee	TAULER MESTRE Alexia	IPC		
Video Controller	PETERSEN Eric	IPC		
RACE INFORMATION			1st RUN	
Course Setter	TEITSMA Falco	NED		
Number of Gates:	49			
Number of Turns:	45			
Start Time:	10:45			
Forerunners:	A - SELUTIN S.	RUS		
	B - PROKAPEV I.	RUS		
	C - BARBIN S.	RUS		
WEATHER DATA			At Start	
Weather	Fog		At Finish	
Snow	Packed		Fog	
Temperature	-1°C		Packed	
			0.8°C	

Number of Competitors: 45, Number of NPCs: 25

Rank	Bib	Name	Sport Class	NPC Code	IT1	Result	Diff.
1	70	PETERS Corey	LW 12-1	NZL	49.93	1:18.10	
2	78	KUNZ Christoph	LW 10-1	SUI	49.54	1:18.63	+0.53
3	68	RABL Roman	LW 12-1	AUT	49.79	1:18.87	+0.77
4	81	KREITER Georg	LW 10-1	GER	49.54	1:19.16	+1.06
5	83	TABERLET Yohann	LW 12-1	FRA	49.39	1:19.75	+1.65
6	82	FRANCOIS Frederic	LW 11	FRA	51.80	1:20.26	+2.16
7	75	CALHOUN Heath	LW 12-2	USA	51.00	1:20.91	+2.81
8	77	MORII Taiki	LW 11	JPN	51.27	1:21.26	+3.16
9	84	le MEUR Jean Yves	LW 12-2	FRA	52.07	1:21.65	+3.55
10	72	NOLTE Thomas	LW 11	GER	51.77	1:21.86	+3.76
11	74	SUZUKI Takeshi	LW 12-2	JPN	52.18	1:22.11	+4.01
12	73	DEVLIN-YOUNG Christopher	LW 12-1	USA	52.17	1:22.23	+4.13
13	85	MORE Cyril	LW 12-1	FRA	52.38	1:23.38	+5.28
14	101	BRENNAN Mick	LW 12-2	GBR	53.16	1:23.79	+5.69
15	97	ESPALLARGAS JUAREZ Osca.	LW 12-1	ESP	52.81	1:24.07	+5.97
16	94	SOKOLOVIC Dino	LW 12-2	CRO	53.10	1:24.67	+6.57
17	86	VELASQUEZ Arly	LW 11	MEX	53.31	1:25.14	+7.04
18	87	DORN Dietmar	LW 11	AUT	54.31	1:25.33	+7.23
19	80	NATSUME Kenji	LW 11	JPN	54.10	1:26.20	+8.10
20	89	BAMBUR Jasmin	LW 11	USA	54.78	1:26.42	+8.32
21	100	SNEESBY Ben	LW 12-1	GBR	53.88	1:26.96	+8.86
22	93	TANIGUCHI Akira	LW 11	JPN	55.03	1:28.31	+10.21
23	90	NICOLI Maurizio	LW 10-2	SUI	56.59	1:29.91	+11.81
24	88	BAYINDIRLI Esat Hilmi	LW 11	TUR	58.33	1:31.71	+13.61
25	106	PLANTEY Enrique	LW 11	ARG	59.91	1:34.37	+16.27
26	102	SZUMIEC Rafal	LW 10-2	POL	1:03.21	1:39.80	+21.70
27	107	NYVOLD Ulrik	LW 10-1	DEN	1:05.64	1:41.21	+23.11
28	108	SHUVALOV Nikolai	LW 10-2	RUS	1:04.27	1:41.94	+23.84
29	109	JAKIC Gal	LW 12-1	SLO	1:10.37	1:49.66	+31.56
30	112	KALARAS Efthymios	LW 10-1	GRE	1:12.32	1:52.77	+34.67
31	110	HOLMGRIMSSON Johann Thor	LW 12-1	ISL	1:13.49	1:56.84	+38.74
		<b>DID NOT START: 3</b>					
	92	HANFSTINGL Franz	LW 12-1	GER			

Start and Finish altitude were updated



**Official Results**  
Официальные результаты

**REVISED**  
15 MAR 12:36

Rank	Bib	Name	Sport Class	NPC Code	IT1	Result	Diff.
	96	LAWLER Stephen	LW 12-1	USA			
	104	JACOBSEN Thomas	LW 11	NOR			
<b>DID NOT FINISH: 9</b>							
	69	BROUSSEAU Caleb	LW 12-1	CAN			
	71	KANO Akira	LW 11	JPN			
	76	DUECK Josh	LW 11	CAN			
	79	van der KLOOSTER Kees-J.	LW 11	NED			
	91	OATWAY Kurt	LW 12-1	CAN			
	95	JELINEK Oldrich	LW 10-1	CZE			
	98	MEYER Scott	LW 12-1	USA			
	103	PARK Jong Seork	LW 11	KOR			
	105	LEE Chi Won	LW 11	KOR			
<b>DISQUALIFIED: 2</b>							
	99	SIKORSKI Igor	LW 11	POL			
	111	FERNANDEZ Xavier	LW 10-1	AND			

EBNER Reinhard#641  
Technical Delegate

**LEGEND**

Diff. - Time difference  
IT1 - Intermediate Position 1

IPCAS - International Paralympic Committee Alpine Skiing  
NPC - National Paralympic Committee

15-03-2014/Rosa Khutor Alpine Center (RUS)/1022/#641

Start and Finish altitude were updated



SAT 15 MAR 2014  
Start Time 13:30

## Official Results

### Официальные результаты

JURY			TECHNICAL DATA		
Technical Delegate	EBNER Reinhard	IPC	Course Name:	GS Men	
IPCAS Race Director	WALSER Markus	IPC	Start Altitude:	1303 m	
Chief of Race	BELOKRINKIN Nikolay	RUS	Finish Altitude:	960 m	
Referee	GAJA Elena	IPC	Vertical Drop:	343 m	
Start Referee	DEAN Nicholas	IPC	IPC-Homologation Number:	9890/12/10	
Finish Referee	TAULER MESTRE Alexia	IPC			
Video Controller	PETERSEN Eric	IPC			
RACE INFORMATION			2nd RUN		
Course Setter	TEITSMA Falco	NED	CARBONELL PALOU JordESP		
Number of Gates:	49		46		
Number of Turns:	45		41		
Start Time:	10:45		14:25		
Forerunners:	A - SELUTIN S.	RUS	A - SELUTIN S.	RUS	
	B - PROKAPEV I.	RUS	B - PROKAPEV I.	RUS	
	C - BARBIN S.	RUS	C - BARBIN S.	RUS	
WEATHER DATA			At Start		
Weather	Fog		Fog	Partly cloudy	
Snow	Packed		Packed	Packed	
Temperature	-1°C		0.8°C	1°C	
				4.4°C	

Number of Competitors: 31, Number of NPCs: 19

Rank	Bib	Name	Sport Class	NPC Code	1st Run	IT1	2nd Run	Result	Diff.	Race Points
1	78	KUNZ Christoph	LW 10-1	SUI	1:18.63 (2)	45.98	1:14.10 (1)	2:32.73		40.91
2	70	PETERS Corey	LW 12-1	NZL	1:18.10 (1)	46.88	1:15.10 (6)	2:33.20	+0.47	43.72
3	68	RABL Roman	LW 12-1	AUT	1:18.87 (3)	45.64	1:14.44 (3)	2:33.31	+0.58	44.37
4	83	TABERLET Yohann	LW 12-1	FRA	1:19.75 (5)	45.73	1:15.15 (7)	2:34.90	+2.17	53.86
5	82	FRANCOIS Frederic	LW 11	FRA	1:20.26 (6)	45.88	1:14.71 (4)	2:34.97	+2.24	54.27
6	75	CALHOUN Heath	LW 12-2	USA	1:20.91 (7)	45.16	1:14.12 (2)	2:35.03	+2.30	54.63
7	77	MORII Taiki	LW 11	JPN	1:21.26 (8)	45.86	1:14.82 (5)	2:36.08	+3.35	60.89
8	72	NOLTE Thomas	LW 11	GER	1:21.86 (10)	46.13	1:15.25 (8)	2:37.11	+4.38	67.04
9	84	le MEUR Jean Yves	LW 12-2	FRA	1:21.65 (9)	47.11	1:15.82 (9)	2:37.47	+4.74	69.18
10	74	SUZUKI Takeshi	LW 12-2	JPN	1:22.11 (11)	47.21	1:16.90 (10)	2:39.01	+6.28	78.37
11	85	MORE Cyril	LW 12-1	FRA	1:23.38 (13)	46.95	1:17.48 (11)	2:40.86	+8.13	89.40
12	94	SOKOLOVIC Dino	LW 12-2	CRO	1:24.67 (16)	47.93	1:18.36 (12)	2:43.03	+10.30	102.35
13	97	ESPALLARGAS JUAREZ Oasca.	LW 12-1	ESP	1:24.07 (15)	49.63	1:19.94 (13)	2:44.01	+11.28	108.19
14	101	BRENNAN Mick	LW 12-2	GBR	1:23.79 (14)	49.98	1:21.09 (14)	2:44.88	+12.15	113.38
15	87	DORN Dietmar	LW 11	AUT	1:25.33 (18)	50.09	1:21.50 (15)	2:46.83	+14.10	125.01
16	80	NATSUME Kenji	LW 11	JPN	1:26.20 (19)	51.17	1:22.27 (16)	2:48.47	+15.74	134.79
17	89	BAMBUR Jasmin	LW 11	USA	1:26.42 (20)	48.84	1:24.57 (17)	2:50.99	+18.26	149.82
18	88	BAYINDIRLI Esat Hilmi	LW 11	TUR	1:31.71 (24)	55.02	1:28.33 (18)	3:00.04	+27.31	203.80
19	106	PLANTEY Enrique	LW 11	ARG	1:34.37 (25)	57.46	1:31.28 (19)	3:05.65	+32.92	237.26
20	102	SZUMIEC Rafal	LW 10-2	POL	1:39.80 (26)	58.78	1:34.64 (20)	3:14.44	+41.71	289.68
21	108	SHUVALOV Nikolai	LW 10-2	RUS	1:41.94 (28)	1:02.84	1:40.46 (21)	3:22.40	+49.67	337.16
22	112	KALARAS Efthymios	LW 10-1	GRE	1:52.77 (30)	1:05.86	1:44.83 (23)	3:37.60	+1:04.87	427.81
23	110	HOLMGRIMSSON Johann Thor	LW 12-1	ISL	1:56.84 (31)	1:02.09	1:41.59 (22)	3:38.43	+1:05.70	432.76

#### DID NOT START 1st RUN: 3

92	HANFSTINGL Franz	LW 12-1	GER
96	LAWLER Stephen	LW 12-1	USA
104	JACOBSEN Thomas	LW 11	NOR

#### DID NOT FINISH 1st RUN: 9

69	BROUSSEAU Caleb	LW 12-1	CAN
71	KANO Akira	LW 11	JPN



## Official Results

Официальные результаты

Rank	Bib	Name	Sport Class	NPC Code	1st Run	IT1	2nd Run	Result	Diff.	Race Points
	76	DUECK Josh	LW 11	CAN						
	79	van der KLOOSTER Kees-J.	LW 11	NED						
	91	OATWAY Kurt	LW 12-1	CAN						
	95	JELINEK Oldrich	LW 10-1	CZE						
	98	MEYER Scott	LW 12-1	USA						
	103	PARK Jong Seork	LW 11	KOR						
	105	LEE Chi Won	LW 11	KOR						
<b>DISQUALIFIED 1st RUN: 2</b>										
	99	SIKORSKI Igor	LW 11	POL						
	111	FERNANDEZ Xavier	LW 10-1	AND						
<b>DID NOT FINISH 2nd RUN: 8</b>										
	73	DEVLIN-YOUNG Christopher	LW 12-1	USA						
	81	KREITER Georg	LW 10-1	GER						
	86	VELASQUEZ Arly	LW 11	MEX						
	90	NICOLI Maurizio	LW 10-2	SUI						
	93	TANIGUCHI Akira	LW 11	JPN						
	100	SNEESBY Ben	LW 12-1	GBR						
	107	NYVOLD Ulrik	LW 10-1	DEN						
	109	JAKIC Gal	LW 12-1	SLO						

EBNER Reinhard#641  
Technical Delegate

#### LEGEND

Diff. - Time difference  
IT1 - Intermediate position 1

IPCAS - International Paralympic Committee Alpine Skiing  
NPC - National Paralympic Committee

15-03-2014/Rosa Khutor Alpine Center (RUS)/1022/#641

Start and Finish altitude were updated



SAT 15 MAR 2014  
Start Time 09:30

**Official Results**  
Официальные результаты

**REVISED**  
15 MAR 12:36

JURY			TECHNICAL DATA	
Technical Delegate	EBNER Reinhard	IPC	Course Name:	GS Men
IPCAS Race Director	WALSER Markus	IPC	Start Altitude:	1303 m
Chief of Race	BELOKRINKIN Nikolay	RUS	Finish Altitude:	960 m
Referee	GAJA Elena	IPC	Vertical Drop:	343 m
Start Referee	DEAN Nicholas	IPC	IPC-Homologation Number:	9890/12/10
Finish Referee	TAULER MESTRE Alexia	IPC		
Video Controller	PETERSEN Eric	IPC		
RACE INFORMATION			1st RUN	
Course Setter	TEITSMA Falco	NED		
Number of Gates:	49			
Number of Turns:	45			
Start Time:	09:30			
Forerunners:	A - SELUTIN S.	RUS		
	B - PROKAPEV I.	RUS		
	C - BARBIN S.	RUS		
WEATHER DATA			At Start	
Weather	Fog		At Finish	Fog
Snow	Packed			Packed
Temperature	-1°C			0.8°C

Number of Competitors: 18, Number of NPCs: 10

Rank	Bib	Name	Sport Class	NPC Code	IT1	Result	Diff.
1	4	MARCOUX Mac Guide: FEMY Robin	B 3	CAN	47.60	1:16.02	
2	7	KRAKO Jakub Guide: MOTYKA Martin	B 2	SVK	47.98	1:18.41	+2.39
3	14	SANTACANA MAIZTEGUI Yon Guide: GALINDO GARCES Miguel	B 2	ESP	48.59	1:19.61	+3.59
4	12	REDKOZUBOV Valerii Guide: GEROEV Evgeny	B 2	RUS	50.52	1:19.91	+3.89
5	5	WILLIAMSON Chris Guide: BRUSH Nick	B 3	CAN	50.51	1:21.29	+5.27
6	13	DALDOSS Alessandro Guide: NEGRINI Luca	B 2	ITA	50.10	1:21.43	+5.41
7	1	FRANTSEV Ivan Guide: AGRANOVSKII German	B 2	RUS	50.94	1:21.51	+5.49
8	6	HARAUS Miroslav Guide: HUDIK Maros	B 2	SVK	51.52	1:22.99	+6.97
9	8	DUDAS Radomir Guide: CERVEN Michal	B 2	SVK	52.04	1:23.31	+7.29
10	10	KREZEL Maciej Guide: OGARZYNSKA Anna	B 3	POL	51.96	1:23.62	+7.60
11	2	KUBACKA Marek Guide: KARPISOVA Natalia	B 1	SVK	52.10	1:24.69	+8.67
12	11	GORCE YEPES Gabriel Juan Guide: FERRER VENTURA Josep Arnau	B 2	ESP	52.94	1:25.04	+9.02
13	9	BELADIC Michal Guide: MOTYKA Filip	B 2	SVK	54.57	1:26.95	+10.93
14	15	FEDORUK Alexander Guide: ZAGORODSKIKH Artem	B 2	RUS	54.11	1:28.48	+12.46
15	16	HETMER Patrik Guide: MACALA Miroslav	B 2	CZE	54.53	1:29.82	+13.80
16	17	KUZMIN Dmytro Guide: DOROSH Sergii	B 2	UKR	1:01.60	1:38.85	+22.83
17	18	MIZDRAK Damir Guide: DEBELJAK Luka	B 3	CRO	1:08.57	1:51.27	+35.25

Start and Finish altitude were updated



**Official Results**  
Официальные результаты

**REVISED**  
15 MAR 12:36

Rank	Bib	Name	Sport Class	NPC Code	IT1	Result	Diff.
<b>DID NOT FINISH: 1</b>							
	3	BATHUM Mark Guide: YAMAMOTO Cade	B 2	USA			

EBNER Reinhard#641  
Technical Delegate

**LEGEND**

Diff. - Time difference  
IT1 - Intermediate Position 1

IPCAS - International Paralympic Committee Alpine Skiing  
NPC - National Paralympic Committee

15-03-2014/Rosa Khutor Alpine Center (RUS)/1022/#641

Start and Finish altitude were updated





SAT 15 MAR 2014  
Start Time 13:30

## Official Results

### Официальные результаты

JURY			TECHNICAL DATA			
Technical Delegate	EBNER Reinhard	IPC	Course Name:	GS Men		
IPCAS Race Director	WALSER Markus	IPC	Start Altitude:	1303 m		
Chief of Race	BELOKRINKIN Nikolay	RUS	Finish Altitude:	960 m		
Referee	GAJA Elena	IPC	Vertical Drop:	343 m		
Start Referee	DEAN Nicholas	IPC	IPC-Homologation Number:	9890/12/10		
Finish Referee	TAULER MESTRE Alexia	IPC				
Video Controller	PETERSEN Eric	IPC				
RACE INFORMATION			2nd RUN			
Course Setter	TEITSMA Falco	NED	CARBONELL PALOU JordESP			
Number of Gates:	49		46			
Number of Turns:	45		41			
Start Time:	09:30		13:30			
Forerunners:	A - SELUTIN S.	RUS	A - SELUTIN S.	RUS		
	B - PROKAPEV I.	RUS	B - PROKAPEV I.	RUS		
	C - BARBIN S.	RUS	C - BARBIN S.	RUS		
WEATHER DATA			At Start		At Finish	
Weather	Fog		Fog	Partly cloudy	Partly cloudy	
Snow	Packed		Packed	Packed	Packed	
Temperature	-1°C		0.8°C	1°C	4.4°C	

#### Number of Competitors: 17, Number of NPCs: 9

Rank	Bib	Name	Sport Class	NPC Code	1st Run	IT1	2nd Run	Result	Diff.	Race Points
1	4	MARCOUX Mac Guide: FEMY Robin	B 3	CAN	1:16.02 (1)	44.83	1:13.60 (2)	2:29.62		22.37
2	7	KRAKO Jakub Guide: MOTYKA Martin	B 2	SVK	1:18.41 (2)	44.08	1:13.25 (1)	2:31.66	+2.04	34.53
3	12	REDKOZUBOV Valerii Guide: GEROEV Evgeny	B 2	RUS	1:19.91 (4)	44.71	1:13.66 (3)	2:33.57	+3.95	45.92
4	14	SANTACANA MAIZTEGUI Yon Guide: GALINDO GARCES Miguel	B 2	ESP	1:19.61 (3)	45.84	1:15.21 (4)	2:34.82	+5.20	53.38
5	5	WILLIAMSON Chris Guide: BRUSH Nick	B 3	CAN	1:21.29 (5)	46.02	1:16.28 (5)	2:37.57	+7.95	69.78
6	1	FRANTSEV Ivan Guide: AGRANOVSKII German	B 2	RUS	1:21.51 (7)	47.65	1:19.27 (9)	2:40.78	+11.16	88.93
7	11	GORCE YEPES Gabriel Juan Guide: FERRER VENTURA Josep Arnau	B 2	ESP	1:25.04 (12)	46.19	1:17.14 (6)	2:42.18	+12.56	97.28
8	2	KUBACKA Marek Guide: KARPISOVA Natalia	B 1	SVK	1:24.69 (11)	47.13	1:17.83 (7)	2:42.52	+12.90	99.30
9	10	KREZEL Maciej Guide: OGARZYNSKA Anna	B 3	POL	1:23.62 (10)	47.43	1:19.02 (8)	2:42.64	+13.02	100.02
10	8	DUDAS Radomir Guide: CERVEN Michal	B 2	SVK	1:23.31 (9)	48.08	1:20.11 (10)	2:43.42	+13.80	104.67
11	9	BELADIC Michal Guide: MOTYKA Filip	B 2	SVK	1:26.95 (13)	48.95	1:20.11 (10)	2:47.06	+17.44	126.38
12	15	FEDORUK Alexander Guide: ZAGORODSKIKH Artem	B 2	RUS	1:28.48 (14)	52.17	1:26.48 (12)	2:54.96	+25.34	173.50
13	17	KUZMIN Dmytro Guide: DOROSH Sergii	B 2	UKR	1:38.85 (16)	58.46	1:36.12 (13)	3:14.97	+45.35	292.84
14	18	MIZDRAK Damir Guide: DEBELJAK Luka	B 3	CRO	1:51.27 (17)	1:07.52	1:50.93 (14)	3:42.20	+1:12.58	455.25

DID NOT FINISH 1st RUN: 1



## Official Results

Официальные результаты

Rank	Bib	Name	Sport Class	NPC Code	1st Run	IT1	2nd Run	Result	Diff.	Race Points
	3	BATHUM Mark Guide: YAMAMOTO Cade	B 2	USA						
<b>DID NOT FINISH 2nd RUN: 3</b>										
	6	HARAUS Miroslav Guide: HUDIK Maros	B 2	SVK						
	13	DALDOSS Alessandro Guide: NEGRINI Luca	B 2	ITA						
	16	HETMER Patrik Guide: MACALA Miroslav	B 2	CZE						

EBNER Reinhard#641  
Technical Delegate

### LEGEND

Diff. - Time difference  
IT1 - Intermediate position 1

IPCAS - International Paralympic Committee Alpine Skiing  
NPC - National Paralympic Committee

15-03-2014/Rosa Khutor Alpine Center (RUS)/1022/#641

Start and Finish altitude were updated



## Official Results

### Официальные результаты

JURY			TECHNICAL DATA	
Technical Delegate	EBNER Reinhard	IPC	Course Name:	SL Ladies
IPCAS Race Director	WALSER Markus	IPC	Start Altitude:	1140 m
Chief of Race	BELOKRINKIN Nikolay	RUS	Finish Altitude:	960 m
Referee	GAJA Elena	IPC	Vertical Drop:	180 m
Start Referee	DEAN Nicholas	IPC	IPC-Homologation Number:	9895/12/10
Finish Referee	TAULER MESTRE Alexia	IPC		
Video Controller	PETERSEN Eric	IPC		
RACE INFORMATION			1st RUN	
Course Setter	KIRIKUBO Yutaka	JPN		
Number of Gates:	54			
Number of Turns:	51			
Start Time:	15:15			
Forerunners:	A - SELUTIN S.	RUS		
	B - PROKAPEV I.	RUS		
	C - BARBIN S.	RUS		
WEATHER DATA			At Start	
Weather	Partly cloudy		At Finish	
Snow	Packed		Partly cloudy	
Temperature	2°C		Packed	
			4.1°C	

#### Number of Competitors: 51, Number of NPCs: 24

Rank	Bib	Name	Sport Class	NPC Code	IT1	Result	Diff.
1	22	BUGAEV Alexey	LW 6/8-2	RUS	27.48	47.69	
2	18	GAUTHIER-MANUEL Vincent	LW 6/8-2	FRA	28.28	48.13	+0.44
3	24	ALYABYEV Alexander	LW 6/8-2	RUS	28.69	48.69	+1.00
4	20	KANE Toby	LW 2	AUS	28.35	48.92	+1.23
5	28	HALLAT Matt	LW 2	CAN	28.92	49.53	+1.84
6	32	LUSCOMBE Braydon	LW 2	CAN	29.11	49.94	+2.25
7	30	HALL Adam	LW 1	NZL	29.90	50.71	+3.02
8	31	GOURLEY Mitchell	LW 6/8-2	AUS	29.52	50.75	+3.06
9	29	PFYL Thomas	LW 9-2	SUI	29.41	50.90	+3.21
10	25	WUERZ Martin	LW 6/8-2	AUT	30.01	51.08	+3.39
11	19	GROCHAR Thomas	LW 2	AUT	29.80	51.09	+3.40
12	38	RIBOUD Romain	LW 9-2	FRA	31.17	52.94	+5.25
13	33	STANTON James	LW 4	USA	31.16	53.01	+5.32
14	39	TOKAI Masahiko	LW 3	JPN	31.01	53.03	+5.34
15	36	SZCZESNY Andrzej	LW 2	POL	31.47	53.94	+6.25
16	43	FALCH Martin	LW 4	AUT	31.67	54.22	+6.53
17	44	SCHORNSTEIN Kirk	LW 6/8-1	CAN	31.87	54.28	+6.59
18	23	BRUEGGER Michael	LW 4	SUI	31.43	54.35	+6.66
19	34	VETROV Alexander	LW 5/7-3	RUS	31.44	54.52	+6.83
20	45	WHITLEY James	LW 5/7-3	GBR	32.06	54.84	+7.15
21	51	ABE Toshihiro	LW 6/8-1	JPN	32.52	55.35	+7.66
22	42	FRANCE Martin	LW 9-1	SVK	32.63	55.77	+8.08
23	40	GREEN Ralph	LW 2	USA	33.97	56.70	+9.01
24	35	BRODARD Christophe	LW 6/8-1	SUI	33.11	56.79	+9.10
25	47	CUCHE Robin	LW 9-2	SUI	34.49	57.41	+9.72
26	56	BREGANT Ugo	LW 2	ITA	33.65	57.94	+10.25
27	49	MIGUELES Jorge	LW 4	CHI	33.35	57.98	+10.29
28	64	KALHOR Sadegh	LW 2	IRI	33.70	58.07	+10.38
29	41	LOSKA Stanislav	LW 6/8-1	CZE	34.25	59.20	+11.51
30	48	ROETHLISBERGER Jochi	LW 5/7-1	SUI	35.25	59.71	+12.02
31	55	ANDREASSEN Mads	LW 6/8-1	NOR	36.30	1:00.74	+13.05
32	59	ZANOTTI Marco	LW 4	ITA	35.24	1:01.74	+14.05
33	61	CODINA THOMATIS Carlos .	LW 4	ARG	37.35	1:02.87	+15.18
34	57	JANSING Ian	LW 9-2	USA	36.31	1:03.25	+15.56



## Official Results

Официальные результаты

Rank	Bib	Name	Sport Class	NPC Code	IT1	Result	Diff.
35	58	YAMAZAKI Fukutaro	LW 9-2	JPN	39.57	1:05.07	+17.38
36	54	BALCAEN Jasper	LW 9-1	BEL	38.89	1:05.72	+18.03
37	46	PARNELL Patrick	LW 2	USA	39.57	1:06.84	+19.15
38	63	VALENTI Andrea	LW 9-2	ITA	39.94	1:07.05	+19.36
39	62	MILOSEVIC Jugoslav	LW 6/8-1	SRB	41.22	1:10.34	+22.65
40	68	AVANESYAN Mher	LW 5/7-1	ARM	42.29	1:12.01	+24.32
41	60	CEKIC Mehmet	LW 4	TUR	43.07	1:12.53	+24.84
42	65	VEGA Santiago	LW 4	CHI	45.17	1:14.04	+26.35
<b>DID NOT START: 1</b>							
26		LANZINGER Matthias	LW 4	AUT			
<b>DID NOT FINISH: 6</b>							
21		MISAWA Hiraku	LW 2	JPN			
37		KOIKE Gakuta	LW 6/8-2	JPN			
50		LANTSCHNER Hansjoerg	LW 9-2	ITA			
52		AKHMADULIN Aleksandr	LW 5/7-2	RUS			
53		LUJAN Jonathan	LW 3	USA			
66		TURKOVIC Senad	LW 4	BIH			
<b>DISQUALIFIED: 2</b>							
27		AMAFROI-BROISAT Cedric	LW 4	FRA	Gate 19		
67		GAYAZOV Ramil	LW 6/8-2	UZB	Gate 43		

EBNER Reinhard#641  
Technical Delegate

### LEGEND

Diff. - Time difference  
IT1 - Intermediate Position 1

IPCAS - International Paralympic Committee Alpine Skiing  
NPC - National Paralympic Committee

13-03-2014/Rosa Khutor Alpine Center (RUS)/1021/#641



THU 13 MAR 2014  
Start Time 19:00

## Official Results

### Официальные результаты

JURY			TECHNICAL DATA		
Technical Delegate	EBNER Reinhard	IPC	Course Name:	SL Ladies	
IPCAS Race Director	WALSER Markus	IPC	Start Altitude:	1140 m	
Chief of Race	BELOKRINKIN Nikolay	RUS	Finish Altitude:	960 m	
Referee	GAJA Elena	IPC	Vertical Drop:	180 m	
Start Referee	DEAN Nicholas	IPC	IPC-Homologation Number:	9895/12/10	
Finish Referee	TAULER MESTRE Alexia	IPC			
Video Controller	PETERSEN Eric	IPC			
RACE INFORMATION			2nd RUN		
Course Setter	KIRIKUBO Yutaka	JPN	BRUHIN Bjoern	SUI	
Number of Gates:	54		54		
Number of Turns:	51		52		
Start Time:	15:15		19:10		
Forerunners:	A - SELUTIN S.	RUS	A - SELUTIN S.	RUS	
	B - PROKAPEV I.	RUS	B - PROKAPEV I.	RUS	
	C - BARBIN S.	RUS	C - BARBIN S.	RUS	
WEATHER DATA			At Start		
Weather	Partly cloudy		At Start	Partly cloudy	
Snow	Packed		At Finish	Partly cloudy	
Temperature	2°C		At Start	Packed	
			At Finish	4°C	

Number of Competitors: 42, Number of NPCs: 22

Rank	Bib	Name	Sport Class	NPC Code	1st Run	IT1	2nd Run	Result	Diff.	Race Points
1	22	BUGAEV Alexey	LW 6/8-2	RUS	47.69 (1)	28.82	51.28 (1)	1:38.97	0.00	
2	18	GAUTHIER-MANUEL Vincent	LW 6/8-2	FRA	48.13 (2)	29.78	52.11 (3)	1:40.24	+1.27	7.83
3	24	ALYABYEV Alexander	LW 6/8-2	RUS	48.69 (3)	29.43	52.05 (2)	1:40.74	+1.77	10.91
4	20	KANE Toby	LW 2	AUS	48.92 (4)	30.20	54.56 (8)	1:43.48	+4.51	27.80
5	19	GROCHAR Thomas	LW 2	AUT	51.09 (11)	30.16	52.60 (4)	1:43.69	+4.72	29.09
6	28	HALLAT Matt	LW 2	CAN	49.53 (5)	30.68	54.28 (7)	1:43.81	+4.84	29.83
7	30	HALL Adam	LW 1	NZL	50.71 (7)	30.12	53.54 (5)	1:44.25	+5.28	32.54
8	29	PFYL Thomas	LW 9-2	SUI	50.90 (9)	30.30	54.18 (6)	1:45.08	+6.11	37.66
9	25	WUERZ Martin	LW 6/8-2	AUT	51.08 (10)	31.62	55.32 (9)	1:46.40	+7.43	45.79
10	36	SZCZESNY Andrzej	LW 2	POL	53.94 (15)	31.44	56.41 (10)	1:50.35	+11.38	70.14
11	39	TOKAI Masahiko	LW 3	JPN	53.03 (14)	32.93	58.14 (14)	1:51.17	+12.20	75.19
12	34	VETROV Alexander	LW 5/7-3	RUS	54.52 (19)	31.46	57.55 (12)	1:52.07	+13.10	80.74
13	43	FALCH Martin	LW 4	AUT	54.22 (16)	32.23	57.87 (13)	1:52.09	+13.12	80.86
14	42	FRANCE Martin	LW 9-1	SVK	55.77 (22)	32.44	57.37 (11)	1:53.14	+14.17	87.34
15	45	WHITLEY James	LW 5/7-3	GBR	54.84 (20)	33.59	58.59 (15)	1:53.43	+14.46	89.12
16	44	SCHORNSTEIN Kirk	LW 6/8-1	CAN	54.28 (17)	33.83	59.77 (16)	1:54.05	+15.08	92.95
17	40	GREEN Ralph	LW 2	USA	56.70 (23)	35.40	1:00.50 (18)	1:57.20	+18.23	112.36
18	47	CUCHE Robin	LW 9-2	SUI	57.41 (25)	34.57	1:00.28 (17)	1:57.69	+18.72	115.38
19	51	ABE Toshihiro	LW 6/8-1	JPN	55.35 (21)	35.41	1:02.57 (20)	1:57.92	+18.95	116.80
20	64	KALHOR Sadegh	LW 2	IRI	58.07 (28)	35.68	1:03.17 (23)	2:01.24	+22.27	137.26
21	41	LOSKA Stanislav	LW 6/8-1	CZE	59.20 (29)	35.68	1:02.47 (19)	2:01.67	+22.70	139.91
22	33	STANTON James	LW 4	USA	53.01 (13)	44.98	1:09.56 (29)	2:02.57	+23.60	145.46
23	48	ROETHLISBERGER Jochi	LW 5/7-1	SUI	59.71 (30)	37.42	1:03.14 (21)	2:02.85	+23.88	147.18
24	55	ANDREASSEN Mads	LW 6/8-1	NOR	1:00.74 (31)	36.54	1:03.15 (22)	2:03.89	+24.92	153.59
25	49	MIGUELES Jorge	LW 4	CHI	57.98 (27)	38.76	1:07.42 (25)	2:05.40	+26.43	162.90
26	61	CODINA THOMATIS Carlos .	LW 4	ARG	1:02.87 (33)	38.04	1:07.07 (24)	2:09.94	+30.97	190.88
27	59	ZANOTTI Marco	LW 4	ITA	1:01.74 (32)	38.22	1:08.31 (28)	2:10.05	+31.08	191.56
28	57	JANSING Ian	LW 9-2	USA	1:03.25 (34)	37.09	1:07.50 (26)	2:10.75	+31.78	195.88
29	54	BALCAEN Jasper	LW 9-1	BEL	1:05.72 (36)	39.79	1:08.10 (27)	2:13.82	+34.85	214.80
30	58	YAMAZAKI Fukutaro	LW 9-2	JPN	1:05.07 (35)	41.64	1:11.29 (31)	2:16.36	+37.39	230.45
31	63	VALENTI Andrea	LW 9-2	ITA	1:07.05 (38)	39.18	1:10.05 (30)	2:17.10	+38.13	235.01
32	65	VEGA Santiago	LW 4	CHI	1:14.04 (42)	44.53	1:14.59 (32)	2:28.63	+49.66	306.08



## Official Results

Официальные результаты

Rank	Bib	Name	Sport Class	NPC Code	1st Run	IT1	2nd Run	Result	Diff.	Race Points
33	62	MILOSEVIC Jugoslav	LW 6/8-1	SRB	1:10.34 (39)	44.59	1:18.45 (34)	2:28.79	+49.82	307.06
34	68	AVANESYAN Mher	LW 5/7-1	ARM	1:12.01 (40)	43.99	1:18.33 (33)	2:30.34	+51.37	316.62
35	60	CEKIC Mehmet	LW 4	TUR	1:12.53 (41)	47.89	1:21.89 (35)	2:34.42	+55.45	341.77
<b>DID NOT START 1st RUN: 1</b>										
26		LANZINGER Matthias	LW 4	AUT						
<b>DID NOT FINISH 1st RUN: 6</b>										
21		MISAWA Hiraku	LW 2	JPN						
37		KOIKE Gakuta	LW 6/8-2	JPN						
50		LANTSCHNER Hansjoerg	LW 9-2	ITA						
52		AKHMADULIN Aleksandr	LW 5/7-2	RUS						
53		LUJAN Jonathan	LW 3	USA						
66		TURKOVIC Senad	LW 4	BIH						
<b>DISQUALIFIED 1st RUN: 2</b>										
27		AMAFROI-BROISAT Cedric	LW 4	FRA					Gate 19	
67		GAYAZOV Ramil	LW 6/8-2	UZB					Gate 43	
<b>DID NOT FINISH 2nd RUN: 7</b>										
23		BRUEGGER Michael	LW 4	SUI						
31		GOURLEY Mitchell	LW 6/8-2	AUS						
32		LUSCOMBE Braydon	LW 2	CAN						
35		BRODARD Christophe	LW 6/8-1	SUI						
38		RIBOUD Romain	LW 9-2	FRA						
46		PARNELL Patrick	LW 2	USA						
56		BREGANT Ugo	LW 2	ITA						

EBNER Reinhard#641  
Technical Delegate

### LEGEND

Diff. - Time difference  
IT1 - Intermediate position 1

IPCAS - International Paralympic Committee Alpine Skiing  
NPC - National Paralympic Committee

13-03-2014/Rosa Khutor Alpine Center (RUS)/1021/#641



## Official Results

### Официальные результаты

JURY			TECHNICAL DATA	
Technical Delegate	EBNER Reinhard	IPC	Course Name:	SL Ladies
IPCAS Race Director	WALSER Markus	IPC	Start Altitude:	1140 m
Chief of Race	BELOKRINKIN Nikolay	RUS	Finish Altitude:	960 m
Referee	GAJA Elena	IPC	Vertical Drop:	180 m
Start Referee	DEAN Nicholas	IPC	IPC-Homologation Number:	9895/12/10
Finish Referee	TAULER MESTRE Alexia	IPC		
Video Controller	PETERSEN Eric	IPC		
RACE INFORMATION			1st RUN	
Course Setter	KIRIKUBO Yutaka	JPN		
Number of Gates:	54			
Number of Turns:	51			
Start Time:	15:55			
Forerunners:	A - SELUTIN S.	RUS		
	B - PROKAPEV I.	RUS		
	C - BARBIN S.	RUS		
WEATHER DATA			At Start	
Weather	Partly cloudy		At Finish	
Snow	Packed		Partly cloudy	
Temperature	2°C		Packed	
			4.1°C	

#### Number of Competitors: 41, Number of NPCs: 21

Rank	Bib	Name	Sport Class	NPC Code	IT1	Result	Diff.
1	79	SOKOLOVIC Dino	LW 12-2	CRO	31.91	52.74	
2	80	SUZUKI Takeshi	LW 12-2	JPN	32.01	54.35	+1.61
3	81	BONADIMANN Philipp	LW 11	AUT	32.78	54.59	+1.85
4	69	TABERLET Yohann	LW 12-1	FRA	33.49	55.56	+2.82
5	72	RABL Roman	LW 12-1	AUT	33.82	55.79	+3.05
6	83	NOLTE Thomas	LW 11	GER	33.20	56.07	+3.33
7	75	DORN Dietmar	LW 11	AUT	34.40	56.62	+3.88
8	82	MORII Taiki	LW 11	JPN	34.13	56.87	+4.13
9	88	MORE Cyril	LW 12-1	FRA	34.24	56.93	+4.19
10	84	BAMBUR Jasmin	LW 11	USA	34.20	57.57	+4.83
11	78	HAYDEN Gerald	LW 12-1	USA	34.26	57.59	+4.85
12	94	OATWAY Kurt	LW 12-1	CAN	35.50	57.61	+4.87
13	77	CALHOUN Heath	LW 12-2	USA	34.64	57.78	+5.04
14	85	KANO Akira	LW 11	JPN	34.52	58.12	+5.38
15	74	FRANCOIS Frederic	LW 11	FRA	35.11	58.62	+5.88
16	96	PETERS Corey	LW 12-1	NZL	36.51	59.95	+7.21
17	100	SNEESBY Ben	LW 12-1	GBR	36.40	1:01.62	+8.88
18	73	KAPFINGER Andreas	LW 10-1	AUT	38.55	1:02.27	+9.53
19	93	JELINEK Oldrich	LW 10-1	CZE	38.89	1:03.87	+11.13
20	87	MEYER Scott	LW 12-1	USA	38.62	1:04.08	+11.34
21	86	NATSUME Kenji	LW 11	JPN	37.37	1:04.26	+11.52
22	91	PARK Jong Seork	LW 11	KOR	39.53	1:04.61	+11.87
23	97	ESPALLARGAS JUAREZ Osca.	LW 12-1	ESP	40.39	1:06.65	+13.91
24	99	JACOBSEN Thomas	LW 11	NOR	41.92	1:10.61	+17.87
25	101	SIKORSKI Igor	LW 11	POL	39.04	1:12.85	+20.11
26	104	SHUVALOV Nikolai	LW 10-2	RUS	46.40	1:33.51	+40.77

#### DID NOT START: 2

92	KUNZ Christoph	LW 10-1	SUI
105	NYVOLD Ulrik	LW 10-1	DEN

#### DID NOT FINISH: 12

70	DUECK Josh	LW 11	CAN
----	------------	-------	-----



## Official Results

Официальные результаты

Rank	Bib	Name	Sport Class	NPC Code	IT1	Result	Diff.
	71	KREITER Georg	LW 10-1	GER			
	76	le MEUR Jean Yves	LW 12-2	FRA			
	89	BROUSSEAU Caleb	LW 12-1	CAN			
	90	NICOLI Maurizio	LW 10-2	SUI			
	95	TANIGUCHI Akira	LW 11	JPN			
	98	SZUMIEC Rafal	LW 10-2	POL			
	103	LEE Chi Won	LW 11	KOR			
	106	HOLMGRIMSSON Johann Thor	LW 12-1	ISL			
	107	JAKIC Gal	LW 12-1	SLO			
	108	FERNANDEZ Xavier	LW 10-1	AND			
	109	KALARAS Efthymios	LW 10-1	GRE			
		<b>DISQUALIFIED: 1</b>					
	102	BRENNAN Mick	LW 12-2	GBR	Gate 43		

EBNER Reinhard#641  
Technical Delegate

### LEGEND

Diff. - Time difference  
IT1 - Intermediate Position 1

IPCAS - International Paralympic Committee Alpine Skiing  
NPC - National Paralympic Committee

13-03-2014/Rosa Khutor Alpine Center (RUS)/1021/#641





## Official Results

### Официальные результаты

JURY			TECHNICAL DATA		
Technical Delegate	EBNER Reinhard	IPC	Course Name:	SL Ladies	
IPCAS Race Director	WALSER Markus	IPC	Start Altitude:	1140 m	
Chief of Race	BELOKRINKIN Nikolay	RUS	Finish Altitude:	960 m	
Referee	GAJA Elena	IPC	Vertical Drop:	180 m	
Start Referee	DEAN Nicholas	IPC	IPC-Homologation Number:	9895/12/10	
Finish Referee	TAULER MESTRE Alexia	IPC			
Video Controller	PETERSEN Eric	IPC			
RACE INFORMATION			2nd RUN		
Course Setter	KIRIKUBO Yutaka	JPN	BRUHIN Bjoern	SUI	
Number of Gates:	54		54		
Number of Turns:	51		52		
Start Time:	15:55		19:35		
Forerunners:	A - SELUTIN S.	RUS	A - SELUTIN S.	RUS	
	B - PROKAPEV I.	RUS	B - PROKAPEV I.	RUS	
	C - BARBIN S.	RUS	C - BARBIN S.	RUS	
WEATHER DATA			At Start		
Weather	Partly cloudy		At Start	Partly cloudy	
Snow	Packed		At Finish	Partly cloudy	
Temperature	2°C		At Start	Partly cloudy	
			At Finish	Partly cloudy	
			At Start	Packed	
			At Finish	Packed	
			At Start	1°C	
			At Finish	4°C	

#### Number of Competitors: 26, Number of NPCs: 15

Rank	Bib	Name	Sport Class	NPC Code	1st Run	IT1	2nd Run	Result	Diff.	Race Points
1	80	SUZUKI Takeshi	LW 12-2	JPN	54.35 (2)	33.85	59.43 (1)	1:53.78		91.28
2	81	BONADIMANN Philipp	LW 11	AUT	54.59 (3)	36.26	1:01.87 (5)	1:56.46	+2.68	107.80
3	72	RABL Roman	LW 12-1	AUT	55.79 (5)	35.73	1:00.85 (2)	1:56.64	+2.86	108.91
4	82	MORII Taiki	LW 11	JPN	56.87 (8)	35.60	1:00.87 (3)	1:57.74	+3.96	115.69
5	69	TABERLET Yohann	LW 12-1	FRA	55.56 (4)	36.80	1:02.24 (6)	1:57.80	+4.02	116.06
6	88	MORE Cyril	LW 12-1	FRA	56.93 (9)	36.07	1:02.65 (8)	1:59.58	+5.80	127.03
7	85	KANO Akira	LW 11	JPN	58.12 (14)	34.34	1:01.67 (4)	1:59.79	+6.01	128.32
8	78	HAYDEN Gerald	LW 12-1	USA	57.59 (11)	35.66	1:02.57 (7)	2:00.16	+6.38	130.60
9	75	DORN Dietmar	LW 11	AUT	56.62 (7)	38.30	1:03.59 (9)	2:00.21	+6.43	130.91
10	74	FRANCOIS Frederic	LW 11	FRA	58.62 (15)	37.94	1:06.53 (11)	2:05.15	+11.37	161.36
11	100	SNEESBY Ben	LW 12-1	GBR	1:01.62 (17)	37.30	1:03.68 (10)	2:05.30	+11.52	162.28
12	73	KAPFINGER Andreas	LW 10-1	AUT	1:02.27 (18)	42.67	1:10.11 (12)	2:12.38	+18.60	205.92
13	101	SIKORSKI Igor	LW 11	POL	1:12.85 (25)	40.43	1:10.70 (13)	2:23.55	+29.77	274.77
14	97	ESPALLARGAS JUAREZ Osca.	LW 12-1	ESP	1:06.65 (23)	42.01	1:16.92 (14)	2:23.57	+29.79	274.89
15	99	JACOBSEN Thomas	LW 11	NOR	1:10.61 (24)	46.21	1:19.60 (15)	2:30.21	+36.43	315.82

#### DID NOT START 1st RUN: 2

92	KUNZ Christoph	LW 10-1	SUI
105	NYVOLD Ulrik	LW 10-1	DEN

#### DID NOT FINISH 1st RUN: 12

70	DUECK Josh	LW 11	CAN
71	KREITER Georg	LW 10-1	GER
76	le MEUR Jean Yves	LW 12-2	FRA
89	BROUSSEAU Caleb	LW 12-1	CAN
90	NICOLI Maurizio	LW 10-2	SUI
95	TANIGUCHI Akira	LW 11	JPN
98	SZUMIEC Rafal	LW 10-2	POL
103	LEE Chi Won	LW 11	KOR
106	HOLMGRIMSSON Johann Thor	LW 12-1	ISL
107	JAKIC Gal	LW 12-1	SLO
108	FERNANDEZ Xavier	LW 10-1	AND



## Official Results

Официальные результаты

Rank	Bib	Name	Sport Class	NPC Code	1st Run	IT1	2nd Run	Result	Diff.	Race Points
	109	KALARAS Efthymios	LW 10-1	GRE						
		<b>DISQUALIFIED 1st RUN: 1</b>								
	102	BRENNAN Mick	LW 12-2	GBR	Gate 43					
		<b>DID NOT FINISH 2nd RUN: 10</b>								
	77	CALHOUN Heath	LW 12-2	USA						
	79	SOKOLOVIC Dino	LW 12-2	CRO						
	84	BAMBUR Jasmin	LW 11	USA						
	86	NATSUME Kenji	LW 11	JPN						
	87	MEYER Scott	LW 12-1	USA						
	91	PARK Jong Seork	LW 11	KOR						
	93	JELINEK Oldrich	LW 10-1	CZE						
	94	OATWAY Kurt	LW 12-1	CAN						
	96	PETERS Corey	LW 12-1	NZL						
	104	SHUVALOV Nikolai	LW 10-2	RUS						
		<b>DISQUALIFIED 2nd RUN: 1</b>								
	83	NOLTE Thomas	LW 11	GER	Gate 48					

EBNER Reinhard#641  
Technical Delegate

#### LEGEND

Diff. - Time difference  
IT1 - Intermediate position 1

IPCAS - International Paralympic Committee Alpine Skiing  
NPC - National Paralympic Committee

13-03-2014/Rosa Khutor Alpine Center (RUS)/1021/#641



THU 13 MAR 2014  
Start Time 15:00

## Official Results

### Официальные результаты

JURY			TECHNICAL DATA	
Technical Delegate	EBNER Reinhard	IPC	Course Name:	SL Ladies
IPCAS Race Director	WALSER Markus	IPC	Start Altitude:	1140 m
Chief of Race	BELOKRINKIN Nikolay	RUS	Finish Altitude:	960 m
Referee	GAJA Elena	IPC	Vertical Drop:	180 m
Start Referee	DEAN Nicholas	IPC	IPC-Homologation Number:	9895/12/10
Finish Referee	TAULER MESTRE Alexia	IPC		
Video Controller	PETERSEN Eric	IPC		
RACE INFORMATION			1st RUN	
Course Setter	KIRIKUBO Yutaka	JPN		
Number of Gates:	54			
Number of Turns:	51			
Start Time:	15:00			
Forerunners:	A - SELUTIN S.	RUS		
	B - PROKAPEV I.	RUS		
	C - BARBIN S.	RUS		
WEATHER DATA			At Start	
Weather	Partly cloudy		At Finish	
Snow	Packed		Partly cloudy	
Temperature	2°C		Packed	
			4.1°C	

#### Number of Competitors: 17, Number of NPCs: 9

Rank	Bib	Name	Sport Class	NPC Code	IT1	Result	Diff.
1	7	REDKOZUBOV Valerii Guide: GEROEV Evgeny	B 2	RUS	28.79	49.69	
2	4	KRAKO Jakub Guide: MOTYKA Martin	B 2	SVK	29.12	50.18	+0.49
2	1	WILLIAMSON Chris Guide: BRUSH Nick	B 3	CAN	29.51	50.18	+0.49
4	3	HARAUS Miroslav Guide: HUDIK Maros	B 2	SVK	28.33	50.34	+0.65
5	11	MARCOUX Mac Guide: FEMY Robin	B 3	CAN	30.79	52.03	+2.34
6	5	GORCE YEPES Gabriel Juan Guide: FERRER VENTURA Josep Arnau	B 2	ESP	29.71	52.14	+2.45
7	10	SANTACANA MAIZTEGUI Yon Guide: GALINDO GARCES Miguel	B 2	ESP	30.40	53.21	+3.52
8	9	BATHUM Mark Guide: YAMAMOTO Cade	B 2	USA	31.18	53.28	+3.59
9	2	KREZEL Maciej Guide: OGARZYNSKA Anna	B 3	POL	30.57	53.68	+3.99
10	8	FRANTSEV Ivan Guide: AGRANOVSKII German	B 2	RUS	31.69	55.19	+5.50
11	6	BELADIC Michal Guide: MOTYKA Filip	B 2	SVK	33.46	56.85	+7.16
12	12	DUDAS Radomir Guide: CERVEN Michal	B 2	SVK	32.61	56.93	+7.24
13	15	FEDORUK Alexander Guide: ZAGORODSKIKH Artem	B 2	RUS	33.97	1:00.20	+10.51
14	14	HETMER Patrik Guide: MACALA Miroslav	B 2	CZE	35.90	1:01.60	+11.91
15	16	KUZMIN Dmytro Guide: DOROSH Sergii	B 2	UKR	38.23	1:06.64	+16.95
16	17	MIZDRAK Damir Guide: DEBELJAK Luka	B 3	CRO	43.79	1:17.19	+27.50

DID NOT FINISH: 1



## Official Results

Официальные результаты

Rank	Bib	Name	Sport Class	NPC Code	IT1	Result	Diff.
	13	KUBACKA Marek Guide: KARPISOVA Natalia	B 1	SVK			

EBNER Reinhard#641  
Technical Delegate

### LEGEND

Diff. - Time difference  
IT1 - Intermediate Position 1

IPCAS - International Paralympic Committee Alpine Skiing  
NPC - National Paralympic Committee

13-03-2014/Rosa Khutor Alpine Center (RUS)/1021/#641



THU 13 MAR 2014  
Start Time 19:00

## Official Results

### Официальные результаты

JURY			TECHNICAL DATA		
Technical Delegate	EBNER Reinhard	IPC	Course Name:	SL Ladies	
IPCAS Race Director	WALSER Markus	IPC	Start Altitude:	1140 m	
Chief of Race	BELOKRINKIN Nikolay	RUS	Finish Altitude:	960 m	
Referee	GAJA Elena	IPC	Vertical Drop:	180 m	
Start Referee	DEAN Nicholas	IPC	IPC-Homologation Number:	9895/12/10	
Finish Referee	TAULER MESTRE Alexia	IPC			
Video Controller	PETERSEN Eric	IPC			
RACE INFORMATION			2nd RUN		
Course Setter	KIRIKUBO Yutaka	JPN	BRUHIN Bjoern	SUI	
Number of Gates:	54		54		
Number of Turns:	51		52		
Start Time:	15:00		19:00		
Forerunners:	A - SELUTIN S.	RUS	A - SELUTIN S.	RUS	
	B - PROKAPEV I.	RUS	B - PROKAPEV I.	RUS	
	C - BARBIN S.	RUS	C - BARBIN S.	RUS	
WEATHER DATA			At Start		
Weather	Partly cloudy		At Start	Partly cloudy	
Snow	Packed		At Finish	Partly cloudy	
Temperature	2°C		At Start	Partly cloudy	
			At Finish	Partly cloudy	
			At Start	Partly cloudy	
			At Finish	Partly cloudy	

#### Number of Competitors: 16, Number of NPCs: 9

Rank	Bib	Name	Sport Class	NPC Code	1st Run	IT1	2nd Run	Result	Diff.	Race Points
1	7	REDKOZUBOV Valerii Guide: GEROEV Evgeny	B 2	RUS	49.69 (1)	29.89	53.52 (1)	1:43.21		26.13
2	10	SANTACANA MAIZTEGUI Yon Guide: GALINDO GARCES Miguel	B 2	ESP	53.21 (7)	29.38	53.61 (2)	1:46.82	+3.61	48.38
3	1	WILLIAMSON Chris Guide: BRUSH Nick	B 3	CAN	50.18 (2)	33.66	58.43 (6)	1:48.61	+5.40	59.42
4	9	BATHUM Mark Guide: YAMAMOTO Cade	B 2	USA	53.28 (8)	31.10	55.85 (3)	1:49.13	+5.92	62.62
5	2	KREZEL Maciej Guide: OGARZYNSKA Anna	B 3	POL	53.68 (9)	31.74	56.26 (4)	1:49.94	+6.73	67.61
6	12	DUDAS Radomir Guide: CERVEN Michal	B 2	SVK	56.93 (12)	31.85	57.53 (5)	1:54.46	+11.25	95.47
7	6	BELADIC Michal Guide: MOTYKA Filip	B 2	SVK	56.85 (11)	36.33	1:02.56 (8)	1:59.41	+16.20	125.98
8	14	HETMER Patrik Guide: MACALA Miroslav	B 2	CZE	1:01.60 (14)	35.88	1:01.87 (7)	2:03.47	+20.26	151.01
9	15	FEDORUK Alexander Guide: ZAGORODSKIKH Artem	B 2	RUS	1:00.20 (13)	36.64	1:03.97 (9)	2:04.17	+20.96	155.32
10	16	KUZMIN Dmytro Guide: DOROSH Sergii	B 2	UKR	1:06.64 (15)	36.67	1:06.17 (10)	2:12.81	+29.60	208.57
11	17	MIZDRAK Damir Guide: DEBELJAK Luka	B 3	CRO	1:17.19 (16)	48.23	1:27.67 (11)	2:44.86	+1:01.65	406.11

#### DID NOT FINISH 1st RUN: 1

13	KUBACKA Marek Guide: KARPISOVA Natalia	B 1	SVK
----	---	-----	-----



## Official Results

Официальные результаты

Rank	Bib	Name	Sport Class	NPC Code	1st Run	IT1	2nd Run	Result	Diff.	Race Points
<b>DID NOT FINISH 2nd RUN: 4</b>										
	4	KRAKO Jakub Guide: MOTYKA Martin	B 2	SVK						
	5	GORCE YEPES Gabriel Juan Guide: FERRER VENTURA Josep Arnau	B 2	ESP						
	8	FRANTSEV Ivan Guide: AGRANOVSKII German	B 2	RUS						
	11	MARCOUX Mac Guide: FEMY Robin	B 3	CAN						
<b>DISQUALIFIED 2nd RUN: 1</b>										
	3	HARAUS Miroslav Guide: HUDIK Maros	B 2	SVK	Gate 3					

EBNER Reinhard#641  
Technical Delegate

### LEGEND

Diff. - Time difference  
IT1 - Intermediate position 1

IPCAS - International Paralympic Committee Alpine Skiing  
NPC - National Paralympic Committee

13-03-2014/Rosa Khutor Alpine Center (RUS)/1021/#641



FRI 14 MAR 2014  
Start Time 09:30

## Official Results

Официальные результаты

JURY			TECHNICAL DATA	
Technical Delegate	O'BRIEN Timothy	IPC	Finish Altitude:	960 m
IPCAS Race Director	KRSTEVSKI Viktor	IPC	Vertical Drop:	140 m
Chief of Competition	KITOV Oleg	RUS	Number of Features:	24
Start Referee	DEAN Nicholas	IPC	Start Time:	09:30
Finish Referee	TAULER MESTRE Alexia	IPC		
Video Controller	PETERSEN Eric	IPC		
OFFICIALS			FORERUNNERS	
Course Setter	WHEELER Jeremiah	USA	F1 - GOSTEVSKIKH D	RUS
Course Builder	CERATO Davide	ITA	F2 - BROVINA A	RUS

Rk	Bib	Name	Sport Class	NPC Code	Run 1 Time (Rk)	Run 2 Time (Rk)	Run 3 Time (Rk)	Result (Best 2 Runs)	Diff.
1	19	STRONG Evan	PSL	USA	52.55 (2)	<b>51.62 (1)</b>	<b>51.99 (1)</b>	<b>1:43.61</b>	
2	20	SHEA Michael	PSL	USA	<b>52.29 (1)</b>	<b>51.89 (2)</b>	1:00.27 (9)	<b>1:44.18</b>	0.57
3	28	GABEL Keith	PSL	USA	54.02 (3)	<b>53.61 (3)</b>	<b>53.49 (3)</b>	<b>1:47.10</b>	3.49
4	25	MURPHY Carl	PSL	NZL	<b>54.62 (4)</b>	<b>54.48 (4)</b>	DSQ	<b>1:49.10</b>	5.49
5	14	VAVERKA Tomas	PSL	CZE	1:00.91 (12)	<b>57.12 (9)</b>	<b>53.03 (2)</b>	<b>1:50.15</b>	6.54
6	16	COLLE Denis	PSL	BEL	<b>55.83 (5)</b>	<b>54.49 (5)</b>	DNF	<b>1:50.32</b>	6.71
7	15	LESLIE John	PSL	CAN	56.74 (6)	<b>56.25 (6)</b>	<b>55.63 (4)</b>	<b>1:51.88</b>	8.27
8	26	BURDICK Tyler	PSL	USA	57.03 (7)	<b>56.73 (7)</b>	<b>55.76 (5)</b>	<b>1:52.49</b>	8.88
9	18	CODINA THOMATIS Carlos .	PSL	ARG	58.01 (9)	<b>56.99 (8)</b>	<b>56.57 (6)</b>	<b>1:53.56</b>	9.95
10	17	TUDHOPE Ben	PSL	AUS	<b>58.78 (10)</b>	59.31 (10)	<b>58.06 (7)</b>	<b>1:56.84</b>	13.23
11	27	SUUR-HAMARI Matti	PSL	FIN	<b>57.37 (8)</b>	DNF	<b>1:02.19 (14)</b>	<b>1:59.56</b>	15.95
12	23	MOSHER Tyler	PSL	CAN	1:03.73 (14)	<b>59.69 (11)</b>	<b>1:00.11 (8)</b>	<b>1:59.80</b>	16.19
13	13	VOS Chris	PSL	NED	<b>1:00.03 (11)</b>	<b>1:00.69 (12)</b>	1:03.24 (17)	<b>2:00.72</b>	17.11
14	22	KOEK Merijn	PSL	NED	1:21.94 (26)	<b>1:00.78 (13)</b>	<b>1:00.63 (11)</b>	<b>2:01.41</b>	17.80
15	32	TARABA Wojciech	PSL	POL	1:09.09 (19)	<b>1:01.68 (14)</b>	<b>1:00.49 (10)</b>	<b>2:02.17</b>	18.56
16	21	BARATTERO Patrice	PSL	FRA	1:07.26 (18)	<b>1:03.44 (15)</b>	<b>1:01.16 (12)</b>	<b>2:04.60</b>	20.99
17	31	EGEA ZABALZA Urko	PSL	ESP	<b>1:03.89 (15)</b>	1:11.76 (19)	<b>1:02.60 (15)</b>	<b>2:06.49</b>	22.88
18	30	MONZO Daniel	PSL	USA	<b>1:04.67 (16)</b>	1:14.57 (22)	<b>1:02.85 (16)</b>	<b>2:07.52</b>	23.91
19	36	HLAVINA Marek	PSL	SVK	1:05.42 (17)	<b>1:04.36 (16)</b>	<b>1:03.57 (18)</b>	<b>2:07.93</b>	24.32
20	29	MILTON Trent	PSL	AUS	<b>1:03.58 (13)</b>	1:14.27 (21)	<b>1:04.37 (19)</b>	<b>2:07.95</b>	24.34
21	24	LOCKEY Ian	PSL	CAN	1:09.81 (21)	<b>1:08.79 (18)</b>	<b>1:01.47 (13)</b>	<b>2:10.26</b>	26.65
22	40	LOSLER Stefan	PSL	GER	<b>1:16.35 (24)</b>	<b>1:06.37 (17)</b>	1:34.52 (29)	<b>2:22.72</b>	39.11
23	33	COMUNALE Giuseppe	PSL	ITA	<b>1:09.54 (20)</b>	1:19.23 (26)	<b>1:13.67 (22)</b>	<b>2:23.21</b>	39.60
24	35	OSHAROV Ivan	PSL	UKR	DSQ	<b>1:12.87 (20)</b>	<b>1:10.35 (21)</b>	<b>2:23.22</b>	39.61
25	37	PISCITELLO Fabio	PSL	ITA	1:24.34 (27)	<b>1:15.90 (25)</b>	<b>1:10.28 (20)</b>	<b>2:26.18</b>	42.57
26	39	RIGHETTI Luca	PSL	ITA	<b>1:14.75 (22)</b>	<b>1:15.09 (23)</b>	1:17.33 (24)	<b>2:29.84</b>	46.23
27	41	ILINOV Aleksandr	PSL	RUS	1:15.81 (23)	<b>1:15.62 (24)</b>	<b>1:14.90 (23)</b>	<b>2:30.52</b>	46.91
28	38	PEREIRA Andre	PSL	BRA	1:37.17 (30)	<b>1:23.09 (27)</b>	<b>1:18.98 (26)</b>	<b>2:42.07</b>	58.46
29	43	IVANOV Igor	PSL	RUS	<b>1:19.55 (25)</b>	<b>1:23.93 (28)</b>	1:37.24 (31)	<b>2:43.48</b>	59.87
30	34	PUERTAS MARIN Aitor	PSL	ESP	DSQ	<b>1:29.54 (30)</b>	<b>1:17.50 (25)</b>	<b>2:47.04</b>	1:03.43
31	44	FINKELMAN Kirill	PSL	RUS	DSQ	<b>1:24.57 (29)</b>	<b>1:23.94 (27)</b>	<b>2:48.51</b>	1:04.90
32	42	SLEPOV Yevgeniy	PSL	UZB	<b>1:33.45 (28)</b>	1:41.39 (31)	<b>1:28.68 (28)</b>	<b>3:02.13</b>	1:18.52
33	45	SCHWAB Georg	PSL	AUT	<b>1:34.94 (29)</b>	1:54.47 (32)	<b>1:35.63 (30)</b>	<b>3:10.57</b>	1:26.96

### LEGEND

IPCAS - International Paralympic Committee Alpine Skiing  
NPC - National Paralympic Committee  
DNF - Did not finish

Diff. - Time difference  
Rk - Rank  
DSQ - Disqualified



SAT 8 MAR 2014  
Start Time 10:00

## Official Results

### Официальные результаты

JURY			TECHNICAL DATA	
Technical Delegate	EBNER Reinhard	IPC	Course Name:	DH Men
IPCAS Race Director	WALSER Markus	IPC	Start Altitude:	1590 m
Chief of Race	BELOKRINKIN Nikolay	RUS	Finish Altitude:	970 m
Referee	GAJA Elena	IPC	Vertical Drop:	620 m
Assistant Referee	JARDINE Kevin	IPC	Course Length:	2050 m
Start Referee	DEAN Nicholas	IPC	IPC-Homologation Number:	9888/12/10
Finish Referee	TAULER MESTRE Alexia	IPC		
Video Controller	PETERSEN Eric	IPC		
RACE INFORMATION				
Course Setter	NAZAROV Alexander	RUS		
Number of Gates:	33			
Start Time:	10:15			
Forerunners:	A - SELUTIN S.	RUS		
	B - PROKAPEV I.	RUS		
	C - BARBIN S.	RUS		
WEATHER DATA		At Start	At Finish	
Weather		Partly cloudy	Partly cloudy	
Snow		Compact	Compact	
Temperature		5.9°C	6.3°C	

Number of Competitors: 8, Number of NPCs: 6

Rank	Bib	Name	Sport Class	NPC Code	IT1	IT2	Result	Diff.	Race Pts.
1	11	BOCHET Marie	LW 6/8-2	FRA	44.87	1:12.84	1:30.72	0.00	
2	13	MEDVEDEVA Inga	LW 2	RUS	45.47	1:13.30	1:32.19	+1.47	21.55
3	10	JONES Allison	LW 2	USA	46.87	1:15.20	1:34.09	+3.37	49.41
4	8	JAMBAQUE Solene	LW 9-2	FRA	47.01	1:15.86	1:34.88	+4.16	60.99
5	7	PAPULOVA Mariia	LW 6/8-2	RUS	50.33	1:21.43	1:41.37	+10.65	156.13
<b>DID NOT FINISH: 3</b>									
	9	JOCHEMSEN Anna	LW 2	NED					
	12	ROTHFUSS Andrea	LW 6/8-2	GER					
	14	CORRADINI Melania	LW 6/8-1	ITA					

EBNER Reinhard#641  
Technical Delegate

#### LEGEND

Diff. - Time difference

IT1 - Intermediate Position 1

NPC - National Paralympic Committee

IPCAS - International Paralympic Committee Alpine Skiing

IT2 - Intermediate Position 2

08-03-2014/Rosa Khutor Alpine Center (RUS)/6252/#641





SAT 8 MAR 2014  
Start Time 10:00

## Official Results

### Официальные результаты

JURY			TECHNICAL DATA	
Technical Delegate	EBNER Reinhard	IPC	Course Name:	DH Men
IPCAS Race Director	WALSER Markus	IPC	Start Altitude:	1590 m
Chief of Race	BELOKRINKIN Nikolay	RUS	Finish Altitude:	970 m
Referee	GAJA Elena	IPC	Vertical Drop:	620 m
Assistant Referee	JARDINE Kevin	IPC	Course Length:	2050 m
Start Referee	DEAN Nicholas	IPC	IPC-Homologation Number:	9888/12/10
Finish Referee	TAULER MESTRE Alexia	IPC		
Video Controller	PETERSEN Eric	IPC		
RACE INFORMATION				
Course Setter	NAZAROV Alexander	RUS		
Number of Gates:	33			
Start Time:	10:35			
Forerunners:	A - SELUTIN S.	RUS		
	B - PROKAPEV I.	RUS		
	C - BARBIN S.	RUS		
WEATHER DATA		At Start	At Finish	
Weather		Partly cloudy	Partly cloudy	
Snow		Compact	Compact	
Temperature		5.9°C	6.3°C	

Number of Competitors: 6, Number of NPCs: 4

Rank	Bib	Name	Sport Class	NPC Code	IT1	IT2	Result	Diff.	Race Pts.
1	16	SCHAFFELHUBER Anna	LW 10-2	GER	47.17	1:16.54	1:35.55		70.81
2	15	NICHOLS Alana	LW 11	USA	50.61	1:18.43	1:35.69	+0.14	72.86
3	18	STEPHENS Laurie	LW 12-1	USA	48.22	1:17.73	1:36.94	+1.39	91.19
4	20	FORSTER Anna-Lena	LW 12-1	GER	49.12	1:19.74	1:39.71	+4.16	131.80
<b>DID NOT FINISH: 2</b>									
	17	LOESCH Claudia	LW 11	AUT					
	19	TURNERY Anna	LW 12-1	GBR					

EBNER Reinhard#641  
Technical Delegate

#### LEGEND

Diff. - Time difference

IT1 - Intermediate Position 1

NPC - National Paralympic Committee

IPCAS - International Paralympic Committee Alpine Skiing

IT2 - Intermediate Position 2

08-03-2014/Rosa Khutor Alpine Center (RUS)/6252/#641



SAT 8 MAR 2014  
Start Time 10:00

## Official Results

### Официальные результаты

JURY			TECHNICAL DATA	
Technical Delegate	EBNER Reinhard	IPC	Course Name:	DH Men
IPCAS Race Director	WALSER Markus	IPC	Start Altitude:	1590 m
Chief of Race	BELOKRINKIN Nikolay	RUS	Finish Altitude:	970 m
Referee	GAJA Elena	IPC	Vertical Drop:	620 m
Assistant Referee	JARDINE Kevin	IPC	Course Length:	2050 m
Start Referee	DEAN Nicholas	IPC	IPC-Homologation Number:	9888/12/10
Finish Referee	TAULER MESTRE Alexia	IPC		
Video Controller	PETERSEN Eric	IPC		
RACE INFORMATION				
Course Setter	NAZAROV Alexander	RUS		
Number of Gates:	33			
Start Time:	10:00			
Forerunners:	A - SELUTIN S.	RUS		
	B - PROKAPEV I.	RUS		
	C - BARBIN S.	RUS		
WEATHER DATA		At Start	At Finish	
Weather		Partly cloudy	Partly cloudy	
Snow		Compact	Compact	
Temperature		5.9°C	6.3°C	

#### Number of Competitors: 6, Number of NPCs: 5

Rank	Bib	Name	Sport Class	NPC Code	IT1	IT2	Result	Diff.	Race Pts.
1	1	FARKASOVA Henrieta Guide: SUBRTOVA Natalia	B 3	SVK	45.79	1:13.11	1:31.55		12.17
2	4	ETHERINGTON Jade Guide: POWELL Caroline	B 2	GBR	47.11	1:15.50	1:34.28	+2.73	52.19
3	3	FRANTCEVA Aleksandra Guide: ZABOTIN Pavel	B 2	RUS	46.26	1:15.19	1:35.78	+4.23	74.18
4	6	PERRINE Melissa Guide: BOR Andrew	B 2	AUS	47.22	1:16.16	1:36.15	+4.60	79.61
5	2	UMSTEAD Danelle Guide: UMSTEAD Robert	B 2	USA	48.09	1:16.56	1:36.70	+5.15	87.67
6	5	GALLAGHER Kelly Guide: EVANS Charlotte	B 3	GBR	48.70	1:17.06	1:37.36	+5.81	97.35

EBNER Reinhard#641  
Technical Delegate

#### LEGEND

Diff. - Time difference

IT1 - Intermediate Position 1

NPC - National Paralympic Committee

IPCAS - International Paralympic Committee Alpine Skiing

IT2 - Intermediate Position 2

08-03-2014/Rosa Khutor Alpine Center (RUS)/6252/#641



MON 10 MAR 2014  
Start Time 10:00

## Official Results

### Официальные результаты

JURY			TECHNICAL DATA	
Technical Delegate	GAJA Elena	IPC	Course Name:	SG Men
IPCAS Race Director	WALSER Markus	IPC	Start Altitude:	1460 m
Chief of Race	BELOKRINKIN Nikolay	RUS	Finish Altitude:	970 m
Referee	EBNER Reinhard	IPC	Vertical Drop:	490 m
Assistant Referee	JARDINE Kevin	IPC	Course Length:	1800 m
Start Referee	DEAN Nicholas	IPC	IPC-Homologation Number:	9889/12/10
Finish Referee	TAULER MESTRE Alexia	IPC		
Video Controller	PETERSEN Eric	IPC		
RACE INFORMATION				
Course Setter	CAPELLI Dario	ITA		
Number of Gates:	38			
Number of Turns:	34			
Start Time:	10:20			
Forerunners:	A - KOZLOV S.	RUS		
	B - PAKHOMOV A.	RUS		
	C - STRUENKOV M.	RUS		
WEATHER DATA				
	At Start	At Finish		
Weather	Partly cloudy	Partly cloudy		
Snow	Compact	Compact		
Temperature	10.3°C	9.5°C		

Number of Competitors: 15, Number of NPCs: 9

Rank	Bib	Name	Sport Class	NPC Code	IT1	IT2	Result	Diff.	Race Pts.
1	18	BOCHET Marie	LW 6/8-2	FRA	33.10	1:03.99	1:24.20		0.00
2	17	JAMBAQUE Solene	LW 9-2	FRA	32.51	1:05.25	1:26.20	+2.00	25.18
3	15	JALLEN Stephanie	LW 9-1	USA	35.18	1:08.60	1:30.14	+5.94	74.78
4	10	JONES Allison	LW 2	USA	34.71	1:08.65	1:30.66	+6.46	81.33
5	19	PAPULOVA Mariia	LW 6/8-2	RUS	34.88	1:09.56	1:31.53	+7.33	92.28
6	16	JOCHEMSEN Anna	LW 2	NED	35.74	1:11.39	1:35.23	+11.03	138.86
7	14	STARKER Alexandra	LW 6/8-2	CAN	36.44	1:12.61	1:36.52	+12.32	155.10
8	12	CORRADINI Melania	LW 6/8-1	ITA	37.99	1:15.15	1:38.57	+14.37	180.90
9	11	SCHWARTZ Melanie	LW 2	USA	38.39	1:15.45	1:40.27	+16.07	202.31
10	20	RAMSAY Alana	LW 9-2	CAN	37.22	1:17.09	1:43.39	+19.19	241.58
<b>DID NOT FINISH: 4</b>									
8		LATIMER Erin	LW 6/8-2	CAN					
9		SMARZOVA Petra	LW 6/8-2	SVK					
13		ROTHFUSS Andrea	LW 6/8-2	GER					
21		PUEYO MARIMON Ursula	LW 2	ESP					
<b>DISQUALIFIED: 1</b>									
7		MEDVEDEVA Inga	LW 2	RUS		Gate 37			



## Official Results

Официальные результаты

Rank	Bib	Name	Sport Class	NPC Code	IT1	IT2	Result	Diff.	Race Pts.
------	-----	------	-------------	----------	-----	-----	--------	-------	-----------

GAJA Elena#887  
Technical Delegate

### LEGEND

Diff. - Time difference

IT1 - Intermediate Position 1

NPC - National Paralympic Committee

IPCAS - International Paralympic Committee Alpine Skiing

IT2 - Intermediate Position 2

10-03-2014/Rosa Khutor Alpine Center (RUS)/6253/#887



MON 10 MAR 2014  
Start Time 10:00

## Official Results

### Официальные результаты

JURY			TECHNICAL DATA	
Technical Delegate	GAJA Elena	IPC	Course Name:	SG Men
IPCAS Race Director	WALSER Markus	IPC	Start Altitude:	1460 m
Chief of Race	BELOKRINKIN Nikolay	RUS	Finish Altitude:	970 m
Referee	EBNER Reinhard	IPC	Vertical Drop:	490 m
Assistant Referee	JARDINE Kevin	IPC	Course Length:	1800 m
Start Referee	DEAN Nicholas	IPC	IPC-Homologation Number:	9889/12/10
Finish Referee	TAULER MESTRE Alexia	IPC		
Video Controller	PETERSEN Eric	IPC		
RACE INFORMATION				
Course Setter	CAPELLI Dario	ITA		
Number of Gates:	38			
Number of Turns:	34			
Start Time:	10:55			
Forerunners:	A - KOZLOV S.	RUS		
	B - PAKHOMOV A.	RUS		
	C - STRUENKOV M.	RUS		
WEATHER DATA		At Start	At Finish	
Weather		Partly cloudy	Partly cloudy	
Snow		Compact	Compact	
Temperature		10.3°C	9.5°C	

Number of Competitors: 8, Number of NPCs: 5

Rank	Bib	Name	Sport Class	NPC Code	IT1	IT2	Result	Diff.	Race Pts.
1	23	SCHAFFELHUBER Anna	LW 10-2	GER	34.31	1:07.63	1:29.11		61.81
2	27	LOESCH Claudia	LW 11	AUT	35.17	1:08.02	1:31.20	+2.09	88.12
3	26	STEPHENS Laurie	LW 12-1	USA	36.22	1:10.30	1:32.09	+2.98	99.33
4	24	TURNERY Anna	LW 12-1	GBR	36.13	1:11.50	1:35.27	+6.16	139.36
<b>DID NOT FINISH: 3</b>									
	22	NICHOLS Alana	LW 11	USA					
	25	VICTOR Stephani	LW 12-2	USA					
	28	FORSTER Anna-Lena	LW 12-1	GER					
<b>DISQUALIFIED: 1</b>									
	29	MURAOKA Momoka	LW 11	JPN	Gate 18				

GAJA Elena#887  
Technical Delegate

#### LEGEND

Diff. - Time difference

IT1 - Intermediate Position 1

NPC - National Paralympic Committee

IPCAS - International Paralympic Committee Alpine Skiing

IT2 - Intermediate Position 2

10-03-2014/Rosa Khutor Alpine Center (RUS)/6253/#887



MON 10 MAR 2014  
Start Time 10:00

## Official Results

### Официальные результаты

JURY			TECHNICAL DATA	
Technical Delegate	GAJA Elena	IPC	Course Name:	SG Men
IPCAS Race Director	WALSER Markus	IPC	Start Altitude:	1460 m
Chief of Race	BELOKRINKIN Nikolay	RUS	Finish Altitude:	970 m
Referee	EBNER Reinhard	IPC	Vertical Drop:	490 m
Assistant Referee	JARDINE Kevin	IPC	Course Length:	1800 m
Start Referee	DEAN Nicholas	IPC	IPC-Homologation Number:	9889/12/10
Finish Referee	TAULER MESTRE Alexia	IPC		
Video Controller	PETERSEN Eric	IPC		
RACE INFORMATION				
Course Setter	CAPELLI Dario	ITA		
Number of Gates:	38			
Number of Turns:	34			
Start Time:	10:00			
Forerunners:	A - KOZLOV S.	RUS		
	B - PAKHOMOV A.	RUS		
	C - STRUENKOV M.	RUS		
WEATHER DATA				
	At Start	At Finish		
Weather	Partly cloudy	Partly cloudy		
Snow	Compact	Compact		
Temperature	10.3°C	9.5°C		

Number of Competitors: 6, Number of NPCs: 5

Rank	Bib	Name	Sport Class	NPC Code	IT1	IT2	Result	Diff.	Race Pts.
1	1	GALLAGHER Kelly Guide: EVANS Charlotte	B 3	GBR	34.22	1:06.70	1:28.72		56.90
2	3	FRANTCEVA Aleksandra Guide: ZABOTIN Pavel	B 2	RUS	33.46	1:06.40	1:28.94	+0.22	59.67
3	2	ETHERINGTON Jade Guide: POWELL Caroline	B 2	GBR	34.65	1:07.30	1:29.76	+1.04	70.00
4	4	UMSTEAD Danelle Guide: UMSTEAD Robert	B 2	USA	34.82	1:08.56	1:32.04	+3.32	98.70
<b>DID NOT FINISH: 1</b>									
6		PERRINE Melissa Guide: BOR Andrew	B 2	AUS					
<b>DISQUALIFIED: 1</b>									
5		FARKASOVA Henrieta Guide: SUBRTOVA Natalia	B 3	SVK					

GAJA Elena#887  
Technical Delegate

LEGEND	
Diff.	- Time difference
IT1	- Intermediate Position 1
NPC	- National Paralympic Committee
IPCAS	- International Paralympic Committee Alpine Skiing
IT2	- Intermediate Position 2

10-03-2014/Rosa Khutor Alpine Center (RUS)/6253/#887



TUE 11 MAR 2014  
Start Time 14:00

**Official Results**  
Официальные результаты

**REVISED**  
11 MAR 18:44

JURY			TECHNICAL DATA	
Technical Delegate	GAJA Elena	IPC	Course Name:	SL Ladies
IPCAS Race Director	WALSER Markus	IPC	Start Altitude:	1140 m
Chief of Race	BELOKRINKIN Nikolay	RUS	Finish Altitude:	960 m
Referee	EBNER Reinhard	IPC	Vertical Drop:	180 m
Assistant Referee	JARDINE Kevin	IPC	Course Length:	
Start Referee	DEAN Nicholas	IPC	IPC-Homologation Number:	9895/12/10
Finish Referee	TAULER MESTRE Alexia	IPC		
Video Controller	PETERSEN Eric	IPC		
RACE INFORMATION		SLALOM		
Course Setter	HUJARA Manuel	AUT		
Number of Gates:	52			
Number of Turns:	51			
Start Time:	14:10			
Forerunners:	A - KOZLOV S.	RUS		
	B - PAKHOMOV A.	RUS		
	C - STRUENKOV M.	RUS		
WEATHER DATA		At Start		At Finish
Weather		Fog		Fog
Snow		Compact		Compact
Temperature		3°C		4.6°C

Number of Competitors: 15, Number of NPCs: 9

Rank	Bib	Name	Sport Class	NPC Code	IT1	Result	Diff.
1	8	BOCHET Marie	LW 6/8-2	FRA	30.05	53.48	
2	12	ROTHFUSS Andrea	LW 6/8-2	GER	31.28	55.86	+2.38
3	17	JALLEN Stephanie	LW 9-1	USA	32.44	57.98	+4.50
4	9	MEDVEDEVA Inga	LW 2	RUS	34.03	1:00.86	+7.38
5	7	JONES Allison	LW 2	USA	35.29	1:01.35	+7.87
6	11	SMARZOVA Petra	LW 6/8-2	SVK	34.87	1:01.55	+8.07
7	16	STARKER Alexandra	LW 6/8-2	CAN	37.36	1:06.59	+13.11
8	20	LATIMER Erin	LW 6/8-2	CAN	36.87	1:07.18	+13.70
<b>DID NOT START: 2</b>							
	13	CORRADINI Melania	LW 6/8-1	ITA			
	19	RAMSAY Alana	LW 9-2	CAN			
<b>DID NOT FINISH: 3</b>							
	10	JOICHEMSEN Anna	LW 2	NED			
	14	PAPULOVA Mariia	LW 6/8-2	RUS			
	18	SCHWARTZ Melanie	LW 2	USA			
<b>DISQUALIFIED: 2</b>							
	15	JAMBAQUE Solene	LW 9-2	FRA			
	21	PUEYO MARIMON Ursula	LW 2	ESP	Gate 44		



**Official Results**  
Официальные результаты

**REVISED**  
11 MAR 18:44

Rank	Bib	Name	Sport Class	NPC Code	IT1	Result	Diff.
------	-----	------	-------------	----------	-----	--------	-------

GAJA Elena#887  
Technical Delegate

**LEGEND**

Diff. - Time difference  
IT1 - Intermediate Position 1

IPCAS - International Paralympic Committee Alpine Skiing  
NPC - National Paralympic Committee

11-03-2014/Rosa Khutor Alpine Center (RUS)/6254/#887

Technical data Start Altitude was updated





FRI 14 MAR 2014  
Start Time 14:00

## Official Results

### Официальные результаты

JURY			TECHNICAL DATA			
Technical Delegate	GAJA Elena	IPC	Course Name:	SG Men		
IPCAS Race Director	WALSER Markus	IPC	Start Altitude:	1460 m		
Chief of Race	BELOKRINKIN Nikolay	RUS	Finish Altitude:	970 m		
Referee	EBNER Reinhard	IPC	Vertical Drop:	490 m		
Assistant Referee	JARDINE Kevin	IPC	Course Length:	1800 m		
Start Referee	DEAN Nicholas	IPC	IPC-Homologation Number:	9889/12/10		
Finish Referee	TAULER MESTRE Alexia	IPC				
Video Controller	PETERSEN Eric	IPC				
RACE INFORMATION			SUPER G			
Course Setter	HUJARA Manuel	AUT	LABRIE Jean-Sebastien	CAN		
Number of Gates:	52			35		
Number of Turns:	51			34		
Start Time:	14:10			14:15		
Forerunners:	A - KOZLOV S.	RUS	A - KOZLOV S.	RUS		
	B - PAKHOMOV A.	RUS	B - PAKHOMOV A.	RUS		
	C - STRUENKOV M.	RUS	C - STRUENKOV M.	RUS		
WEATHER DATA			At Start		At Finish	
Weather	Fog		Fog	Partly cloudy		
Snow	Compact		Compact	Packed		
Temperature	3°C		4.6°C	2°C		
				4.3°C		

#### Number of Competitors: 8, Number of NPCs: 6

Rank	Bib	Name	Sport Class	NPC Code	Slalom	IT1	IT2	Super G	Result	Diff.	Race Points
1	8	BOCHET Marie	LW 6/8-2	FRA	53.48 (1)	32.76	1:04.80	1:24.91 (1)	2:18.39		0.00
2	12	ROTHFUSS Andrea	LW 6/8-2	GER	55.86 (2)	33.36	1:06.01	1:26.88 (3)	2:22.74	+4.35	35.52
3	17	JALLEN Stephanie	LW 9-1	USA	57.98 (3)	32.74	1:05.58	1:25.15 (2)	2:23.13	+4.74	38.70
4	7	JONES Allison	LW 2	USA	1:01.35 (5)	33.09	1:06.86	1:28.15 (4)	2:29.50	+11.11	90.72
5	9	MEDVEDEVA Inga	LW 2	RUS	1:00.86 (4)	34.20	1:07.94	1:29.06 (5)	2:29.92	+11.53	94.15
6	11	SMARZOVA Petra	LW 6/8-2	SVK	1:01.55 (6)	35.28	1:13.33	1:37.85 (7)	2:39.40	+21.01	171.55
7	20	LATIMER Erin	LW 6/8-2	CAN	1:07.18 (8)	36.59	1:12.12	1:34.67 (6)	2:41.85	+23.46	191.56

#### DID NOT START 1st RUN: 2

13	CORRADINI Melania	LW 6/8-1	ITA
19	RAMSAY Alana	LW 9-2	CAN

#### DID NOT FINISH 1st RUN: 3

10	JOCHEMSEN Anna	LW 2	NED
14	PAPULOVA Mariia	LW 6/8-2	RUS
18	SCHWARTZ Melanie	LW 2	USA

#### DISQUALIFIED 1st RUN: 2

15	JAMBAQUE Solene	LW 9-2	FRA	
21	PUEYO MARIMON Ursula	LW 2	ESP	Gate 44

#### DID NOT START 2nd RUN: 1

16	STARKER Alexandra	LW 6/8-2	CAN
----	-------------------	----------	-----



## Official Results

Официальные результаты

Rank	Bib	Name	Sport Class	NPC Code	Slalom	IT1	IT2	Super G	Result	Diff.	Race Points
------	-----	------	-------------	----------	--------	-----	-----	---------	--------	-------	-------------

GAJA Elena#887  
Technical Delegate

### LEGEND

Diff. - Time difference

IT1 - Intermediate position 1

NPC - National Paralympic Committee

IPCAS - International Paralympic Committee Alpine Skiing

IT2 - Intermediate position 2

14-03-2014/Rosa Khutor Alpine Center (RUS)/6254/#887



TUE 11 MAR 2014  
Start Time 14:00

**Official Results**  
Официальные результаты

**REVISED**  
11 MAR 18:44

JURY			TECHNICAL DATA	
Technical Delegate	GAJA Elena	IPC	Course Name:	SL Ladies
IPCAS Race Director	WALSER Markus	IPC	Start Altitude:	1140 m
Chief of Race	BELOKRINKIN Nikolay	RUS	Finish Altitude:	960 m
Referee	EBNER Reinhard	IPC	Vertical Drop:	180 m
Assistant Referee	JARDINE Kevin	IPC	Course Length:	
Start Referee	DEAN Nicholas	IPC	IPC-Homologation Number:	9895/12/10
Finish Referee	TAULER MESTRE Alexia	IPC		
Video Controller	PETERSEN Eric	IPC		
RACE INFORMATION		SLALOM		
Course Setter	HUJARA Manuel	AUT		
Number of Gates:	52			
Number of Turns:	51			
Start Time:	14:30			
Forerunners:	A - KOZLOV S.	RUS		
	B - PAKHOMOV A.	RUS		
	C - STRUENKOV M.	RUS		
WEATHER DATA		At Start		At Finish
Weather		Fog		Fog
Snow		Compact		Compact
Temperature		3°C		4.6°C

Number of Competitors: 5, Number of NPCs: 4

Rank	Bib	Name	Sport Class	NPC Code	IT1	Result	Diff.
1	22	SCHAFFELHUBER Anna	LW 10-2	GER	33.90	1:00.73	
2	25	FORSTER Anna-Lena	LW 12-1	GER	34.76	1:01.04	+0.31
3	23	LOESCH Claudia	LW 11	AUT	37.64	1:05.12	+4.39
4	24	STEPHENS Laurie	LW 12-1	USA	38.86	1:08.41	+7.68
5	26	TURNEY Anna	LW 12-1	GBR	38.21	1:19.85	+19.12

GAJA Elena#887  
Technical Delegate

**LEGEND**

Diff. - Time difference  
IT1 - Intermediate Position 1

IPCAS - International Paralympic Committee Alpine Skiing  
NPC - National Paralympic Committee

11-03-2014/Rosa Khutor Alpine Center (RUS)/6254/#887

Technical data Start Altitude was updated



FRI 14 MAR 2014  
Start Time 14:00

## Official Results

### Официальные результаты

JURY			TECHNICAL DATA			
Technical Delegate	GAJA Elena	IPC	Course Name:	SG Men		
IPCAS Race Director	WALSER Markus	IPC	Start Altitude:	1460 m		
Chief of Race	BELOKRINKIN Nikolay	RUS	Finish Altitude:	970 m		
Referee	EBNER Reinhard	IPC	Vertical Drop:	490 m		
Assistant Referee	JARDINE Kevin	IPC	Course Length:	1800 m		
Start Referee	DEAN Nicholas	IPC	IPC-Homologation Number:	9889/12/10		
Finish Referee	TAULER MESTRE Alexia	IPC				
Video Controller	PETERSEN Eric	IPC				
RACE INFORMATION			SUPER G			
Course Setter	HUJARA Manuel	AUT	LABRIE Jean-Sebastien	CAN		
Number of Gates:	52			35		
Number of Turns:	51			34		
Start Time:	14:30			14:40		
Forerunners:	A - KOZLOV S.	RUS	A - KOZLOV S.	RUS		
	B - PAKHOMOV A.	RUS	B - PAKHOMOV A.	RUS		
	C - STRUENKOV M.	RUS	C - STRUENKOV M.	RUS		
WEATHER DATA			At Start		At Finish	
Weather	Fog		Fog	Partly cloudy		
Snow	Compact		Compact	Packed		
Temperature	3°C		4.6°C	2°C		
				4.3°C		

#### Number of Competitors: 5, Number of NPCs: 4

Rank	Bib	Name	Sport Class	NPC Code	Slalom	IT1	IT2	Super G	Result	Diff.	Race Points
1	22	SCHAFFELHUBER Anna	LW 10-2	GER	1:00.73 (1)	35.94	1:10.67	1:32.57 (1)	2:33.30		121.75
2	25	FORSTER Anna-Lena	LW 12-1	GER	1:01.04 (2)	36.96	1:14.12	1:37.92 (2)	2:38.96	+5.66	167.96
<b>DID NOT START 2nd RUN: 1</b>											
	24	STEPHENS Laurie	LW 12-1	USA							
<b>DID NOT FINISH 2nd RUN: 2</b>											
	23	LOESCH Claudia	LW 11	AUT							
	26	TURNEY Anna	LW 12-1	GBR							

GAJA Elena#887  
Technical Delegate

**LEGEND**  
Diff. - Time difference  
IT1 - Intermediate position 1  
NPC - National Paralympic Committee

IPCAS - International Paralympic Committee Alpine Skiing  
IT2 - Intermediate position 2

14-03-2014/Rosa Khutor Alpine Center (RUS)/6254/#887



TUE 11 MAR 2014  
Start Time 14:00

**Official Results**  
Официальные результаты

**REVISED**  
11 MAR 18:44

JURY			TECHNICAL DATA	
Technical Delegate	GAJA Elena	IPC	Course Name:	SL Ladies
IPCAS Race Director	WALSER Markus	IPC	Start Altitude:	1140 m
Chief of Race	BELOKRINKIN Nikolay	RUS	Finish Altitude:	960 m
Referee	EBNER Reinhard	IPC	Vertical Drop:	180 m
Assistant Referee	JARDINE Kevin	IPC	Course Length:	
Start Referee	DEAN Nicholas	IPC	IPC-Homologation Number:	9895/12/10
Finish Referee	TAULER MESTRE Alexia	IPC		
Video Controller	PETERSEN Eric	IPC		
RACE INFORMATION		SLALOM		
Course Setter	HUJARA Manuel	AUT		
Number of Gates:	52			
Number of Turns:	51			
Start Time:	14:00			
Forerunners:	A - KOZLOV S.	RUS		
	B - PAKHOMOV A.	RUS		
	C - STRUENKOV M.	RUS		
WEATHER DATA		At Start	At Finish	
Weather		Fog	Fog	
Snow		Compact	Compact	
Temperature		3°C	4.6°C	

Number of Competitors: 6, Number of NPCs: 5

Rank	Bib	Name	Sport Class	NPC Code	IT1	Result	Diff.
1	2	FRANTCEVA Aleksandra Guide: ZABOTIN Pavel	B 2	RUS	31.98	58.68	
2	6	ETHERINGTON Jade Guide: POWELL Caroline	B 2	GBR	34.29	1:01.80	+3.12
3	5	UMSTEAD Danelle Guide: UMSTEAD Robert	B 2	USA	39.00	1:08.48	+9.80
<b>DID NOT FINISH: 1</b>							
	3	GALLAGHER Kelly Guide: EVANS Charlotte	B 3	GBR			
<b>DISQUALIFIED: 2</b>							
	1	FARKASOVA Henrieta Guide: SUBRTOVA Natalia	B 3	SVK	Gate 52		
	4	PERRINE Melissa Guide: BOR Andrew	B 2	AUS			

GAJA Elena#887  
Technical Delegate

**LEGEND**  
Diff. - Time difference  
IT1 - Intermediate Position 1

IPCAS - International Paralympic Committee Alpine Skiing  
NPC - National Paralympic Committee

11-03-2014/Rosa Khutor Alpine Center (RUS)/6254/#887

Technical data Start Altitude was updated



## Official Results

### Официальные результаты

JURY			TECHNICAL DATA			
Technical Delegate	GAJA Elena	IPC	Course Name:	SG Men		
IPCAS Race Director	WALSER Markus	IPC	Start Altitude:	1460 m		
Chief of Race	BELOKRINKIN Nikolay	RUS	Finish Altitude:	970 m		
Referee	EBNER Reinhard	IPC	Vertical Drop:	490 m		
Assistant Referee	JARDINE Kevin	IPC	Course Length:	1800 m		
Start Referee	DEAN Nicholas	IPC	IPC-Homologation Number:	9889/12/10		
Finish Referee	TAULER MESTRE Alexia	IPC				
Video Controller	PETERSEN Eric	IPC				
RACE INFORMATION			SUPER G			
Course Setter	HUJARA Manuel	AUT	LABRIE Jean-Sebastien	CAN		
Number of Gates:	52			35		
Number of Turns:	51			34		
Start Time:	14:00			14:00		
Forerunners:	A - KOZLOV S.	RUS	A - KOZLOV S.	RUS		
	B - PAKHOMOV A.	RUS	B - PAKHOMOV A.	RUS		
	C - STRUENKOV M.	RUS	C - STRUENKOV M.	RUS		
WEATHER DATA			At Start		At Finish	
Weather	Fog		Fog	Partly cloudy		
Snow	Compact		Compact	Packed		
Temperature	3°C		4.6°C	2°C		
				4.3°C		

#### Number of Competitors: 3, Number of NPCs: 3

Rank	Bib	Name	Sport Class	NPC Code	Slalom	IT1	IT2	Super G	Result	Diff.	Race Points
1	2	FRANTCEVA Aleksandra Guide: ZABOTIN Pavel	B 2	RUS	58.68 (1)	32.86	1:06.80	1:29.07 (2)	2:27.75		76.43
2	6	ETHERINGTON Jade Guide: POWELL Caroline	B 2	GBR	1:01.80 (2)	32.77	1:05.30	1:26.58 (1)	2:28.38	+0.63	81.57
3	5	UMSTEAD Danelle Guide: UMSTEAD Robert	B 2	USA	1:08.48 (3)	35.49	1:10.09	1:33.61 (3)	2:42.09	+14.34	193.52
<b>DID NOT FINISH 1st RUN: 1</b>											
3		GALLAGHER Kelly Guide: EVANS Charlotte	B 3	GBR							
<b>DISQUALIFIED 1st RUN: 2</b>											
1		FARKASOVA Henrieta Guide: SUBRTOVA Natalia	B 3	SVK	Gate 52						

GAJA Elena#887  
Technical Delegate

**LEGEND**  
Diff. - Time difference  
IT1 - Intermediate position 1  
NPC - National Paralympic Committee

IPCAS - International Paralympic Committee Alpine Skiing  
IT2 - Intermediate position 2

14-03-2014/Rosa Khutor Alpine Center (RUS)/6254/#887



## Official Results

Официальные результаты

Rank	Bib	Name	Sport Class	NPC Code	Slalom	IT1	IT2	Super G	Result	Diff.	Race Points
	4	PERRINE Melissa Guide: BOR Andrew	B 2	AUS							



SUN 16 MAR 2014  
Start Time 09:30

## Official Results

### Официальные результаты

JURY			TECHNICAL DATA	
Technical Delegate	GAJA Elena	IPC	Course Name:	GS Men
IPCAS Race Director	WALSER Markus	IPC	Start Altitude:	1303 m
Chief of Race	BELOKRINKIN Nikolay	RUS	Finish Altitude:	960 m
Referee	EBNER Reinhard	IPC	Vertical Drop:	343 m
Start Referee	DEAN Nicholas	IPC	IPC-Homologation Number:	9890/12/10
Finish Referee	TAULER MESTRE Alexia	IPC		
Video Controller	PETERSEN Eric	IPC		
RACE INFORMATION			1st RUN	
Course Setter	WOLF Justus	GER		
Number of Gates:	47			
Number of Turns:	44			
Start Time:	09:55			
Forerunners:	A - KOZLOV S.	RUS		
	B - PAKHOMOV A.	RUS		
	C - STRUENKOV M.	RUS		
WEATHER DATA			At Start	
Weather	Partly cloudy		At Finish	
Snow	Packed		Partly cloudy	
Temperature	3°C		Packed	
			4.3°C	

#### Number of Competitors: 20, Number of NPCs: 13

Rank	Bib	Name	Sport Class	NPC Code	IT1	Result	Diff.
1	19	BOCHET Marie	LW 6/8-2	FRA	54.24	1:24.98	
2	11	ROTHFUSS Andrea	LW 6/8-2	GER	54.78	1:25.36	+0.38
3	22	JAMBAQUE Solene	LW 9-2	FRA	55.56	1:27.71	+2.73
4	24	SMARZOVA Petra	LW 6/8-2	SVK	57.13	1:30.52	+5.54
5	12	JALLEN Stephanie	LW 9-1	USA	57.55	1:30.73	+5.75
6	21	PAPULOVA Mariia	LW 6/8-2	RUS	57.33	1:31.17	+6.19
7	23	JONES Allison	LW 2	USA	58.02	1:31.65	+6.67
8	14	MEDVEDEVA Inga	LW 2	RUS	58.54	1:33.17	+8.19
9	20	LATIMER Erin	LW 6/8-2	CAN	59.09	1:33.42	+8.44
10	17	STARKER Alexandra	LW 6/8-2	CAN	59.62	1:33.91	+8.93
11	26	VALEANU Laura	LW 4	ROU	59.63	1:33.96	+8.98
12	16	JOCHEMSEN Anna	LW 2	NED	59.51	1:34.32	+9.34
13	13	PUEYO MARIMON Ursula	LW 2	ESP	1:00.79	1:36.26	+11.28
14	28	KHOROSHEVA Anastasia	LW 9-2	RUS	1:02.30	1:39.55	+14.57
15	27	SAARINEN Katja	LW 2	FIN	1:03.63	1:40.56	+15.58
16	25	RAMSAY Alana	LW 9-2	CAN	1:05.34	1:42.09	+17.11
17	15	SCHWARTZ Melanie	LW 2	USA	1:06.61	1:44.46	+19.48
18	29	DAMGAARD Line	LW 2	DEN	1:23.32	2:08.40	+43.42
19	30	KAZAZIC Ilma	LW 3	BIH	1:40.57	2:32.64	+1:07.66
<b>DID NOT FINISH: 1</b>							
	18	CORRADINI Melania	LW 6/8-1	ITA			





## Official Results

Официальные результаты

Rank	Bib	Name	Sport Class	NPC Code	IT1	Result	Diff.
------	-----	------	-------------	----------	-----	--------	-------

GAJA Elena#887  
Technical Delegate

### LEGEND

Diff. - Time difference  
IT1 - Intermediate Position 1

IPCAS - International Paralympic Committee Alpine Skiing  
NPC - National Paralympic Committee

16-03-2014/Rosa Khutor Alpine Center (RUS)/6256/#887



SUN 16 MAR 2014  
Start Time 13:00

## Official Results

### Официальные результаты

JURY			TECHNICAL DATA			
Technical Delegate	GAJA Elena	IPC	Course Name:	GS Men		
IPCAS Race Director	WALSER Markus	IPC	Start Altitude:	1303 m		
Chief of Race	BELOKRINKIN Nikolay	RUS	Finish Altitude:	960 m		
Referee	EBNER Reinhard	IPC	Vertical Drop:	343 m		
Start Referee	DEAN Nicholas	IPC	IPC-Homologation Number:	9890/12/10		
Finish Referee	TAULER MESTRE Alexia	IPC				
Video Controller	PETERSEN Eric	IPC				
RACE INFORMATION			1st RUN		2nd RUN	
Course Setter	WOLF Justus	GER	GRAHAM Steven	AUS		
Number of Gates:	47		47			
Number of Turns:	44		44			
Start Time:	09:55		13:15			
Forerunners:	A - KOZLOV S.	RUS	A - KOZLOV S.	RUS		
	B - PAKHOMOV A.	RUS	B - PAKHOMOV A.	RUS		
	C - STRUENKOV M.	RUS	C - STRUENKOV M.	RUS		
WEATHER DATA			At Start		At Finish	
Weather	Partly cloudy		Partly cloudy	Partly cloudy		
Snow	Packed		Packed	Packed		
Temperature	3°C		4.3°C	7°C		
				10°C		

Number of Competitors: 19, Number of NPCs: 12

Rank	Bib	Name	Sport Class	NPC Code	1st Run	IT1	2nd Run	Result	Diff.	Race Points
1	19	BOCHET Marie	LW 6/8-2	FRA	1:24.98 (1)	46.47	1:13.86 (1)	2:38.84		0.00
2	11	ROTHFUSS Andrea	LW 6/8-2	GER	1:25.36 (2)	47.16	1:14.34 (2)	2:39.70	+0.86	4.71
3	22	JAMBAQUE Solene	LW 9-2	FRA	1:27.71 (3)	49.87	1:19.10 (5)	2:46.81	+7.97	43.65
4	23	JONES Allison	LW 2	USA	1:31.65 (7)	48.08	1:16.92 (3)	2:48.57	+9.73	53.29
5	24	SMARZOVA Petra	LW 6/8-2	SVK	1:30.52 (4)	49.94	1:18.95 (4)	2:49.47	+10.63	58.22
6	14	MEDVEDEVA Inga	LW 2	RUS	1:33.17 (8)	49.91	1:19.77 (6)	2:52.94	+14.10	77.23
7	26	VALEANU Laura	LW 4	ROU	1:33.96 (11)	50.50	1:20.27 (8)	2:54.23	+15.39	84.29
8	16	JOCHENSEN Anna	LW 2	NED	1:34.32 (12)	49.27	1:20.20 (7)	2:54.52	+15.68	85.88
9	20	LATIMER Erin	LW 6/8-2	CAN	1:33.42 (9)	51.86	1:22.71 (9)	2:56.13	+17.29	94.70
10	17	STARKER Alexandra	LW 6/8-2	CAN	1:33.91 (10)	53.40	1:23.62 (11)	2:57.53	+18.69	102.37
11	13	PUEYO MARIMON Ursula	LW 2	ESP	1:36.26 (13)	51.85	1:22.95 (10)	2:59.21	+20.37	111.57
12	27	SAARINEN Katja	LW 2	FIN	1:40.56 (15)	54.66	1:26.43 (12)	3:06.99	+28.15	154.18
13	28	KHOROSHEVA Anastasia	LW 9-2	RUS	1:39.55 (14)	54.89	1:28.27 (13)	3:07.82	+28.98	158.73
14	15	SCHWARTZ Melanie	LW 2	USA	1:44.46 (17)	56.31	1:28.60 (14)	3:13.06	+34.22	187.43
15	29	DAMGAARD Line	LW 2	DEN	2:08.40 (18)	1:10.37	1:53.00 (15)	4:01.40	+1:22.56	452.20

**DID NOT FINISH 1st RUN: 1**

18 CORRADINI Melania LW 6/8-1 ITA

**DID NOT FINISH 2nd RUN: 4**

12 JALLEN Stephanie LW 9-1 USA  
 21 PAPULOVA Mariia LW 6/8-2 RUS  
 25 RAMSAY Alana LW 9-2 CAN  
 30 KAZAZIC Ilma LW 3 BIH



## Official Results

Официальные результаты

Rank	Bib	Name	Sport Class	NPC Code	1st Run	IT1	2nd Run	Result	Diff.	Race Points
------	-----	------	-------------	----------	---------	-----	---------	--------	-------	-------------

GAJA Elena#887  
Technical Delegate

### LEGEND

Diff. - Time difference  
IT1 - Intermediate position 1

IPCAS - International Paralympic Committee Alpine Skiing  
NPC - National Paralympic Committee

16-03-2014/Rosa Khutor Alpine Center (RUS)/6256/#887



SUN 16 MAR 2014  
Start Time 09:30

Run 1  
1-й заезд

## Official Results

### Официальные результаты

JURY			TECHNICAL DATA	
Technical Delegate	GAJA Elena	IPC	Course Name:	GS Men
IPCAS Race Director	WALSER Markus	IPC	Start Altitude:	1303 m
Chief of Race	BELOKRINKIN Nikolay	RUS	Finish Altitude:	960 m
Referee	EBNER Reinhard	IPC	Vertical Drop:	343 m
Start Referee	DEAN Nicholas	IPC	IPC-Homologation Number:	9890/12/10
Finish Referee	TAULER MESTRE Alexia	IPC		
Video Controller	PETERSEN Eric	IPC		
RACE INFORMATION			1st RUN	
Course Setter	WOLF Justus	GER		
Number of Gates:	47			
Number of Turns:	44			
Start Time:	10:35			
Forerunners:	A - KOZLOV S.	RUS		
	B - PAKHOMOV A.	RUS		
	C - STRUENKOV M.	RUS		
WEATHER DATA			At Start	
Weather	Partly cloudy		At Finish	
Snow	Packed		Partly cloudy	
Temperature	3°C		Packed	
			4.3°C	

Number of Competitors: 12, Number of NPCs: 9

Rank	Bib	Name	Sport Class	NPC Code	IT1	Result	Diff.
1	33	JOINES Kimberly	LW 12-1	CAN	57.00	1:30.44	
2	35	SCHAFFELHUBER Anna	LW 10-2	GER	58.49	1:31.60	+1.16
3	31	NICHOLS Alana	LW 11	USA	59.42	1:33.49	+3.05
4	38	FORSTER Anna-Lena	LW 12-1	GER	1:01.44	1:35.77	+5.33
5	34	LOESCH Claudia	LW 11	AUT	1:01.36	1:36.09	+5.65
6	32	MURAOKA Momoka	LW 11	JPN	1:01.99	1:37.40	+6.96
7	36	STEPHENS Laurie	LW 12-1	USA	1:02.26	1:38.26	+7.82
8	39	TANAKA Yoshiko	LW 12-2	JPN	1:09.14	1:47.26	+16.82
9	41	FRIDRIKSDOTTIR Erna	LW 12-1	ISL	1:11.63	1:49.53	+19.09
10	40	PENDERGAST Victoria	LW 12-1	AUS	1:12.41	1:54.37	+23.93
11	37	TURNNEY Anna	LW 12-1	GBR	1:19.43	1:55.41	+24.97
12	42	OTTOSSON EIDE Linnea	LW 12-1	SWE	1:26.29	2:13.10	+42.66

GAJA Elena#887  
Technical Delegate

LEGEND  
Diff. - Time difference  
IT1 - Intermediate Position 1

IPCAS - International Paralympic Committee Alpine Skiing  
NPC - National Paralympic Committee

16-03-2014/Rosa Khutor Alpine Center (RUS)/6256/#887



SUN 16 MAR 2014  
Start Time 13:00

## Official Results

### Официальные результаты

JURY			TECHNICAL DATA		
Technical Delegate	GAJA Elena	IPC	Course Name:	GS Men	
IPCAS Race Director	WALSER Markus	IPC	Start Altitude:	1303 m	
Chief of Race	BELOKRINKIN Nikolay	RUS	Finish Altitude:	960 m	
Referee	EBNER Reinhard	IPC	Vertical Drop:	343 m	
Start Referee	DEAN Nicholas	IPC	IPC-Homologation Number:	9890/12/10	
Finish Referee	TAULER MESTRE Alexia	IPC			
Video Controller	PETERSEN Eric	IPC			
RACE INFORMATION			2nd RUN		
Course Setter	WOLF Justus	GER	GRAHAM Steven	AUS	
Number of Gates:	47		47		
Number of Turns:	44		44		
Start Time:	10:35		13:45		
Forerunners:	A - KOZLOV S.	RUS	A - KOZLOV S.	RUS	
	B - PAKHOMOV A.	RUS	B - PAKHOMOV A.	RUS	
	C - STRUENKOV M.	RUS	C - STRUENKOV M.	RUS	
WEATHER DATA			At Start		
Weather	Partly cloudy		At Start	Partly cloudy	
Snow	Packed		At Finish	Partly cloudy	
Temperature	3°C		At Start	Partly cloudy	
			At Finish	Partly cloudy	
			At Start	Packed	
			At Finish	Packed	
			At Start	7°C	
			At Finish	10°C	

#### Number of Competitors: 12, Number of NPCs: 9

Rank	Bib	Name	Sport Class	NPC Code	1st Run	IT1	2nd Run	Result	Diff.	Race Points
1	35	SCHAFFELHUBER Anna	LW 10-2	GER	1:31.60 (2)	50.93	1:19.66 (1)	2:51.26		68.03
2	34	LOESCH Claudia	LW 11	AUT	1:36.09 (5)	50.61	1:19.82 (2)	2:55.91	+4.65	93.50
3	38	FORSTER Anna-Lena	LW 12-1	GER	1:35.77 (4)	53.00	1:23.56 (3)	2:59.33	+8.07	112.23
4	31	NICHOLS Alana	LW 11	USA	1:33.49 (3)	55.55	1:26.75 (7)	3:00.24	+8.98	117.21
5	32	MURAOKA Momoka	LW 11	JPN	1:37.40 (6)	53.92	1:24.32 (4)	3:01.72	+10.46	125.32
6	36	STEPHENS Laurie	LW 12-1	USA	1:38.26 (7)	53.98	1:26.64 (6)	3:04.90	+13.64	142.74
7	39	TANAKA Yoshiko	LW 12-2	JPN	1:47.26 (8)	59.34	1:33.24 (8)	3:20.50	+29.24	228.18
8	37	TURNNEY Anna	LW 12-1	GBR	1:55.41 (11)	54.55	1:25.35 (5)	3:20.76	+29.50	229.60
9	41	FRIDRIKSDOTTIR Erna	LW 12-1	ISL	1:49.53 (9)	1:05.48	1:41.66 (10)	3:31.19	+39.93	286.73
10	40	PENDERGAST Victoria	LW 12-1	AUS	1:54.37 (10)	1:03.22	1:40.22 (9)	3:34.59	+43.33	305.35
11	42	OTTOSSON EIDE Linnea	LW 12-1	SWE	2:13.10 (12)	1:12.89	1:52.19 (11)	4:05.29	+1:14.03	473.50
<b>DID NOT FINISH 2nd RUN: 1</b>										
	33	JOINES Kimberly	LW 12-1	CAN						

GAJA Elena#887  
Technical Delegate

#### LEGEND

Diff. - Time difference  
IT1 - Intermediate position 1

IPCAS - International Paralympic Committee Alpine Skiing  
NPC - National Paralympic Committee

16-03-2014/Rosa Khutor Alpine Center (RUS)/6256/#887



SUN 16 MAR 2014  
Start Time 09:30

## Official Results

### Официальные результаты

JURY			TECHNICAL DATA	
Technical Delegate	GAJA Elena	IPC	Course Name:	GS Men
IPCAS Race Director	WALSER Markus	IPC	Start Altitude:	1303 m
Chief of Race	BELOKRINKIN Nikolay	RUS	Finish Altitude:	960 m
Referee	EBNER Reinhard	IPC	Vertical Drop:	343 m
Start Referee	DEAN Nicholas	IPC	IPC-Homologation Number:	9890/12/10
Finish Referee	TAULER MESTRE Alexia	IPC		
Video Controller	PETERSEN Eric	IPC		
RACE INFORMATION			1st RUN	
Course Setter	WOLF Justus	GER		
Number of Gates:	47			
Number of Turns:	44			
Start Time:	09:30			
Forerunners:	A - KOZLOV S.	RUS		
	B - PAKHOMOV A.	RUS		
	C - STRUENKOV M.	RUS		
WEATHER DATA			At Start	
Weather	Partly cloudy		At Finish	
Snow	Packed		Partly cloudy	
Temperature	3°C		Packed	
			4.3°C	

#### Number of Competitors: 10, Number of NPCs: 6

Rank	Bib	Name	Sport Class	NPC Code	IT1	Result	Diff.
1	1	FARKASOVA Henrieta Guide: SUBRTOVA Natalia	B 3	SVK	56.88	1:28.62	
2	6	FRANTCEVA Aleksandra Guide: ZABOTIN Pavel	B 2	RUS	58.12	1:33.58	+4.96
3	4	GALLAGHER Jessica Guide: GEIGER Christian	B 3	AUS	1:00.77	1:36.69	+8.07
4	9	YANG Jae Rim Guide: LEE Ji Youl	B 2	KOR	59.08	1:36.82	+8.20
5	10	KNIGHT Millie Guide: FERRIER Rachael	B 2	GBR	1:02.33	1:39.66	+11.04
6	8	MANNELLA Staci Guide: SEEVERS Kim	B 3	USA	1:05.33	1:44.66	+16.04
<b>DID NOT START: 1</b>							
2		ETHERINGTON Jade Guide: POWELL Caroline	B 2	GBR			
<b>DID NOT FINISH: 3</b>							
3		BALL Lindsay Guide: BARRAS Diane	B 1	USA			
5		GALLAGHER Kelly Guide: EVANS Charlotte	B 3	GBR			
7		PERRINE Melissa Guide: BOR Andrew	B 2	AUS			



## Official Results

Официальные результаты

Rank	Bib	Name	Sport Class	NPC Code	IT1	Result	Diff.
------	-----	------	-------------	----------	-----	--------	-------

GAJA Elena#887  
Technical Delegate

<b>LEGEND</b> Diff. - Time difference IT1 - Intermediate Position 1	<b>IPCAS</b> - International Paralympic Committee Alpine Skiing <b>NPC</b> - National Paralympic Committee
---	---

16-03-2014/Rosa Khutor Alpine Center (RUS)/6256/#887



SUN 16 MAR 2014  
Start Time 13:00

## Official Results

### Официальные результаты

JURY			TECHNICAL DATA		
Technical Delegate	GAJA Elena	IPC	Course Name:	GS Men	
IPCAS Race Director	WALSER Markus	IPC	Start Altitude:	1303 m	
Chief of Race	BELOKRINKIN Nikolay	RUS	Finish Altitude:	960 m	
Referee	EBNER Reinhard	IPC	Vertical Drop:	343 m	
Start Referee	DEAN Nicholas	IPC	IPC-Homologation Number:	9890/12/10	
Finish Referee	TAULER MESTRE Alexia	IPC			
Video Controller	PETERSEN Eric	IPC			
RACE INFORMATION			2nd RUN		
Course Setter	WOLF Justus	GER	GRAHAM Steven	AUS	
Number of Gates:	47		47		
Number of Turns:	44		44		
Start Time:	09:30		13:00		
Forerunners:	A - KOZLOV S.	RUS	A - KOZLOV S.	RUS	
	B - PAKHOMOV A.	RUS	B - PAKHOMOV A.	RUS	
	C - STRUENKOV M.	RUS	C - STRUENKOV M.	RUS	
WEATHER DATA			At Start		
Weather	Partly cloudy		At Start	Partly cloudy	
Snow	Packed		At Finish	Partly cloudy	
Temperature	3°C		At Start	Partly cloudy	
			At Finish	Partly cloudy	
			At Start	7°C	
			At Finish	10°C	

#### Number of Competitors: 6, Number of NPCs: 6

Rank	Bib	Name	Sport Class	NPC Code	1st Run	IT1	2nd Run	Result	Diff.	Race Points
1	1	FARKASOVA Henrieta Guide: SUBRTOVA Natalia	B 3	SVK	1:28.62 (1)	50.94	1:20.01 (1)	2:48.63		53.62
2	6	FRANTCEVA Aleksandra Guide: ZABOTIN Pavel	B 2	RUS	1:33.58 (2)	49.90	1:21.33 (2)	2:54.91	+6.28	88.02
3	4	GALLAGHER Jessica Guide: GEIGER Christian	B 3	AUS	1:36.69 (3)	52.94	1:25.42 (3)	3:02.11	+13.48	127.45
4	9	YANG Jae Rim Guide: LEE Ji Youl	B 2	KOR	1:36.82 (4)	54.98	1:29.08 (6)	3:05.90	+17.27	148.21
5	10	KNIGHT Millie Guide: FERRIER Rachael	B 2	GBR	1:39.66 (5)	54.77	1:27.68 (5)	3:07.34	+18.71	156.10
6	8	MANNELLA Staci Guide: SEEVERS Kim	B 3	USA	1:44.66 (6)	54.01	1:26.11 (4)	3:10.77	+22.14	174.89
<b>DID NOT START 1st RUN: 1</b>										
2		ETHERINGTON Jade Guide: POWELL Caroline	B 2	GBR						
<b>DID NOT FINISH 1st RUN: 3</b>										
3		BALL Lindsay Guide: BARRAS Diane	B 1	USA						
5		GALLAGHER Kelly Guide: EVANS Charlotte	B 3	GBR						
7		PERRINE Melissa Guide: BOR Andrew	B 2	AUS						





## Official Results

Официальные результаты

Rank	Bib	Name	Sport Class	NPC Code	1st Run	IT1	2nd Run	Result	Diff.	Race Points
------	-----	------	-------------	----------	---------	-----	---------	--------	-------	-------------

GAJA Elena#887  
Technical Delegate

### LEGEND

Diff. - Time difference  
IT1 - Intermediate position 1

IPCAS - International Paralympic Committee Alpine Skiing  
NPC - National Paralympic Committee

16-03-2014/Rosa Khutor Alpine Center (RUS)/6256/#887



WED 12 MAR 2014  
Start Time 09:00

## Official Results

### Официальные результаты

JURY			TECHNICAL DATA	
Technical Delegate	GAJA Elena	IPC	Course Name:	SL Ladies
IPCAS Race Director	WALSER Markus	IPC	Start Altitude:	1140 m
Chief of Race	BELOKRINKIN Nikolay	RUS	Finish Altitude:	960 m
Referee	EBNER Reinhard	IPC	Vertical Drop:	180 m
Start Referee	DEAN Nicholas	IPC	IPC-Homologation Number:	9895/12/10
Finish Referee	TAULER MESTRE Alexia	IPC		
Video Controller	PETERSEN Eric	IPC		
RACE INFORMATION			1st RUN	
Course Setter	CHARRIERE Michael	FRA		
Number of Gates:	54			
Number of Turns:	52			
Start Time:	09:15			
Forerunners:	A - KOZLOV S.	RUS		
	B - PAKHOMOV A.	RUS		
	C - STRUENKOV M.	RUS		
WEATHER DATA			At Start	
Weather	Light snow		At Finish	
Snow	Packed		Light snow	
Temperature	-1.9°C		Packed	
			-0.3°C	

Number of Competitors: 18, Number of NPCs: 12

Rank	Bib	Name	Sport Class	NPC Code	IT1	Result	Diff.
1	15	ROTHFUSS Andrea	LW 6/8-2	GER	34.02	59.37	
2	14	JOCHENSEN Anna	LW 2	NED	35.39	1:01.82	+2.45
3	11	PAPULOVA Mariia	LW 6/8-2	RUS	35.25	1:02.83	+3.46
4	12	MEDVEDEVA Inga	LW 2	RUS	36.00	1:03.69	+4.32
5	16	SMARZOVA Petra	LW 6/8-2	SVK	35.62	1:03.98	+4.61
6	24	VALEANU Laura	LW 4	ROU	36.70	1:05.42	+6.05
7	20	STARKER Alexandra	LW 6/8-2	CAN	38.61	1:07.58	+8.21
8	19	LATIMER Erin	LW 6/8-2	CAN	39.89	1:09.40	+10.03
9	25	RAMSAY Alana	LW 9-2	CAN	43.46	1:13.91	+14.54
10	22	SCHWARTZ Melanie	LW 2	USA	45.64	1:17.75	+18.38
11	26	KHOROSHEVA Anastasia	LW 9-2	RUS	56.15	1:26.42	+27.05
12	27	DAMGAARD Line	LW 2	DEN	1:00.65	1:54.94	+55.57
<b>DID NOT START: 1</b>							
28		KAZAZIC Ilma	LW 3	BIH			
<b>DID NOT FINISH: 5</b>							
13		JONES Allison	LW 2	USA			
17		SAARINEN Katja	LW 2	FIN			
18		JALLEN Stephanie	LW 9-1	USA			
21		PUEYO MARIMON Ursula	LW 2	ESP			
23		BOCHET Marie	LW 6/8-2	FRA			



## Official Results

Официальные результаты

Rank	Bib	Name	Sport Class	NPC Code	IT1	Result	Diff.
------	-----	------	-------------	----------	-----	--------	-------

GAJA Elena#887  
Technical Delegate

### LEGEND

Diff. - Time difference  
IT1 - Intermediate Position 1

IPCAS - International Paralympic Committee Alpine Skiing  
NPC - National Paralympic Committee

12-03-2014/Rosa Khutor Alpine Center (RUS)/6255/#887



WED 12 MAR 2014  
Start Time 12:00

## Official Results

### Официальные результаты

JURY			TECHNICAL DATA		
Technical Delegate	GAJA Elena	IPC	Course Name:	SL Ladies	
IPCAS Race Director	WALSER Markus	IPC	Start Altitude:	1140 m	
Chief of Race	BELOKRINKIN Nikolay	RUS	Finish Altitude:	960 m	
Referee	EBNER Reinhard	IPC	Vertical Drop:	180 m	
Start Referee	DEAN Nicholas	IPC	IPC-Homologation Number:	9895/12/10	
Finish Referee	TAULER MESTRE Alexia	IPC			
Video Controller	PETERSEN Eric	IPC			
RACE INFORMATION			2nd RUN		
Course Setter	CHARRIERE Michael	FRA	McALLISTER Tony	GBR	
Number of Gates:	54		52		
Number of Turns:	52		51		
Start Time:	09:15		12:10		
Forerunners:	A - KOZLOV S.	RUS	A - KOZLOV S.	RUS	
	B - PAKHOMOV A.	RUS	B - PAKHOMOV A.	RUS	
	C - STRUENKOV M.	RUS	C - STRUENKOV M.	RUS	
WEATHER DATA			At Start		
Weather	Light snow		At Start	Light snow	
Snow	Packed		At Finish	Light snow	
Temperature	-1.9°C		At Start	Packed	
			At Finish	Packed	
			At Start	-2°C	
			At Finish	-0.4°C	

Number of Competitors: 12, Number of NPCs: 8

Rank	Bib	Name	Sport Class	NPC Code	1st Run	IT1	2nd Run	Result	Diff.	Race Points
1	15	ROTHFUSS Andrea	LW 6/8-2	GER	59.37 (1)	35.85	1:00.48 (1)	1:59.85		0.00
2	12	MEDVEDEVA Inga	LW 2	RUS	1:03.69 (4)	36.73	1:03.01 (3)	2:06.70	+6.85	34.86
3	16	SMARZOVA Petra	LW 6/8-2	SVK	1:03.98 (5)	36.84	1:02.93 (2)	2:06.91	+7.06	35.93
4	11	PAPULOVA Mariia	LW 6/8-2	RUS	1:02.83 (3)	38.25	1:06.47 (5)	2:09.30	+9.45	48.10
5	24	VALEANU Laura	LW 4	ROU	1:05.42 (6)	37.59	1:04.71 (4)	2:10.13	+10.28	52.32
6	20	STARKER Alexandra	LW 6/8-2	CAN	1:07.58 (7)	39.03	1:06.58 (6)	2:14.16	+14.31	72.83
7	14	JOICHEMSEN Anna	LW 2	NED	1:01.82 (2)	37.70	1:13.09 (9)	2:14.91	+15.06	76.65
8	19	LATIMER Erin	LW 6/8-2	CAN	1:09.40 (8)	40.45	1:09.91 (7)	2:19.31	+19.46	99.05
9	25	RAMSAY Alana	LW 9-2	CAN	1:13.91 (9)	40.80	1:10.15 (8)	2:24.06	+24.21	123.22
10	22	SCHWARTZ Melanie	LW 2	USA	1:17.75 (10)	43.41	1:13.33 (10)	2:31.08	+31.23	158.95
11	26	KHOROSHEVA Anastasia	LW 9-2	RUS	1:26.42 (11)	44.06	1:14.79 (11)	2:41.21	+41.36	210.51
12	27	DAMGAARD Line	LW 2	DEN	1:54.94 (12)	58.42	1:58.96 (12)	3:53.90	+1:54.05	580.48
<b>DID NOT START 1st RUN: 1</b>										
28		KAZAZIC Ilma	LW 3	BIH						
<b>DID NOT FINISH 1st RUN: 5</b>										
13		JONES Allison	LW 2	USA						
17		SAARINEN Katja	LW 2	FIN						
18		JALLEN Stephanie	LW 9-1	USA						
21		PUEYO MARIMON Ursula	LW 2	ESP						
23		BOCHET Marie	LW 6/8-2	FRA						



## Official Results

Официальные результаты

Rank	Bib	Name	Sport Class	NPC Code	1st Run	IT1	2nd Run	Result	Diff.	Race Points
------	-----	------	-------------	----------	---------	-----	---------	--------	-------	-------------

GAJA Elena#887  
Technical Delegate

### LEGEND

Diff. - Time difference  
IT1 - Intermediate position 1

IPCAS - International Paralympic Committee Alpine Skiing  
NPC - National Paralympic Committee

12-03-2014/Rosa Khutor Alpine Center (RUS)/6255/#887



WED 12 MAR 2014  
Start Time 09:00

## Official Results

Официальные результаты

JURY			TECHNICAL DATA	
Technical Delegate	GAJA Elena	IPC	Course Name:	SL Ladies
IPCAS Race Director	WALSER Markus	IPC	Start Altitude:	1140 m
Chief of Race	BELOKRINKIN Nikolay	RUS	Finish Altitude:	960 m
Referee	EBNER Reinhard	IPC	Vertical Drop:	180 m
Start Referee	DEAN Nicholas	IPC	IPC-Homologation Number:	9895/12/10
Finish Referee	TAULER MESTRE Alexia	IPC		
Video Controller	PETERSEN Eric	IPC		
RACE INFORMATION			1st RUN	
Course Setter	CHARRIERE Michael	FRA		
Number of Gates:	54			
Number of Turns:	52			
Start Time:	09:40			
Forerunners:	A - KOZLOV S.	RUS		
	B - PAKHOMOV A.	RUS		
	C - STRUENKOV M.	RUS		
WEATHER DATA			At Start	
Weather	Light snow		At Finish	
Snow	Packed		Light snow	
Temperature	-1.9°C		Packed	
			-0.3°C	

Number of Competitors: 11, Number of NPCs: 9

Rank	Bib	Name	Sport Class	NPC Code	IT1	Result	Diff.
1	34	SCHAFFELHUBER Anna	LW 10-2	GER	37.24	1:05.07	
2	30	FORSTER Anna-Lena	LW 12-1	GER	38.28	1:06.41	+1.34
3	29	JOINES Kimberly	LW 12-1	CAN	39.94	1:07.33	+2.26
4	32	STEPHENS Laurie	LW 12-1	USA	39.53	1:08.86	+3.79
5	31	LOESCH Claudia	LW 11	AUT	44.95	1:13.83	+8.76
6	33	TURNNEY Anna	LW 12-1	GBR	43.08	1:13.94	+8.87
7	35	TANAKA Yoshiko	LW 12-2	JPN	46.69	1:18.77	+13.70
8	36	PENDERGAST Victoria	LW 12-1	AUS	45.65	1:21.53	+16.46
9	37	MURAOKA Momoka	LW 11	JPN	54.51	1:29.85	+24.78
10	39	FRIDRIKSDOTTIR Erna	LW 12-1	ISL	57.43	1:33.41	+28.34
		<b>DID NOT FINISH: 1</b>					
	38	OTTOSSON EIDE Linnea	LW 12-1	SWE			

GAJA Elena#887  
Technical Delegate

**LEGEND**  
Diff. - Time difference  
IT1 - Intermediate Position 1

IPCAS - International Paralympic Committee Alpine Skiing  
NPC - National Paralympic Committee

12-03-2014/Rosa Khutor Alpine Center (RUS)/6255/#887

Anna Schaffelhuber(GER) reinstated, see Official Communication Item 11



WED 12 MAR 2014  
Start Time 12:00

## Official Results

Официальные результаты

JURY			TECHNICAL DATA		
Technical Delegate	GAJA Elena	IPC	Course Name:	SL Ladies	
IPCAS Race Director	WALSER Markus	IPC	Start Altitude:	1140 m	
Chief of Race	BELOKRINKIN Nikolay	RUS	Finish Altitude:	960 m	
Referee	EBNER Reinhard	IPC	Vertical Drop:	180 m	
Start Referee	DEAN Nicholas	IPC	IPC-Homologation Number:	9895/12/10	
Finish Referee	TAULER MESTRE Alexia	IPC			
Video Controller	PETERSEN Eric	IPC			
RACE INFORMATION			2nd RUN		
Course Setter	CHARRIERE Michael	FRA	McALLISTER Tony	GBR	
Number of Gates:	54		52		
Number of Turns:	52		51		
Start Time:	09:40		12:30		
Forerunners:	A - KOZLOV S.	RUS	A - KOZLOV S.	RUS	
	B - PAKHOMOV A.	RUS	B - PAKHOMOV A.	RUS	
	C - STRUENKOV M.	RUS	C - STRUENKOV M.	RUS	
WEATHER DATA			At Start		
Weather	Light snow		At Start	Light snow	
Snow	Packed		At Finish	Light snow	
Temperature	-1.9°C		At Start	Light snow	
			At Finish	Packed	
			At Start	Packed	
			At Finish	-0.4°C	

Number of Competitors: 10, Number of NPCs: 8

Rank	Bib	Name	Sport Class	NPC Code	1st Run	IT1	2nd Run	Result	Diff.	Race Points
1	34	SCHAFFELHUBER Anna	LW 10-2	GER	1:05.07 (1)	37.85	1:04.86 (1)	2:09.93		51.30
2	30	FORSTER Anna-Lena	LW 12-1	GER	1:06.41 (2)	41.02	1:07.94 (3)	2:14.35	+4.42	73.80
3	29	JOINES Kimberly	LW 12-1	CAN	1:07.33 (3)	40.77	1:07.83 (2)	2:15.16	+5.23	77.92
4	32	STEPHENS Laurie	LW 12-1	USA	1:08.86 (4)	41.49	1:09.59 (4)	2:18.45	+8.52	94.67
5	31	LOESCH Claudia	LW 11	AUT	1:13.83 (5)	42.86	1:10.72 (5)	2:24.55	+14.62	125.72
6	33	TURNEY Anna	LW 12-1	GBR	1:13.94 (6)	45.10	1:14.39 (6)	2:28.33	+18.40	144.95
7	35	TANAKA Yoshiko	LW 12-2	JPN	1:18.77 (7)	45.47	1:17.02 (7)	2:35.79	+25.86	182.92
8	36	PENDERGAST Victoria	LW 12-1	AUS	1:21.53 (8)	48.07	1:21.82 (8)	2:43.35	+33.42	221.40
9	37	MURAOKA Momoka	LW 11	JPN	1:29.85 (9)	51.68	1:23.16 (9)	2:53.01	+43.08	270.57
10	39	FRIDRIKSDOTTIR Erna	LW 12-1	ISL	1:33.41 (10)	1:01.04	1:36.89 (10)	3:10.30	+1:00.37	358.57
<b>DID NOT FINISH 1st RUN: 1</b>										
	38	OTTOSSON EIDE Linnea	LW 12-1	SWE						

GAJA Elena#887  
Technical Delegate

**LEGEND**  
Diff. - Time difference  
IT1 - Intermediate position 1

IPCAS - International Paralympic Committee Alpine Skiing  
NPC - National Paralympic Committee

12-03-2014/Rosa Khutor Alpine Center (RUS)/6255/#887

Anna Schaffelhuber(GER) reinstated, see Official Communication Item 11



WED 12 MAR 2014  
Start Time 09:00

## Official Results

### Официальные результаты

JURY			TECHNICAL DATA	
Technical Delegate	GAJA Elena	IPC	Course Name:	SL Ladies
IPCAS Race Director	WALSER Markus	IPC	Start Altitude:	1140 m
Chief of Race	BELOKRINKIN Nikolay	RUS	Finish Altitude:	960 m
Referee	EBNER Reinhard	IPC	Vertical Drop:	180 m
Start Referee	DEAN Nicholas	IPC	IPC-Homologation Number:	9895/12/10
Finish Referee	TAULER MESTRE Alexia	IPC		
Video Controller	PETERSEN Eric	IPC		
RACE INFORMATION			1st RUN	
Course Setter	CHARRIERE Michael	FRA		
Number of Gates:	54			
Number of Turns:	52			
Start Time:	09:00			
Forerunners:	A - KOZLOV S.	RUS		
	B - PAKHOMOV A.	RUS		
	C - STRUENKOV M.	RUS		
WEATHER DATA			At Start	
Weather	Light snow		At Finish	
Snow	Packed		Light snow	
Temperature	-1.9°C		Packed	
			-0.3°C	

Number of Competitors: 10, Number of NPCs: 6

Rank	Bib	Name	Sport Class	NPC Code	IT1	Result	Diff.
1	1	ETHERINGTON Jade Guide: POWELL Caroline	B 2	GBR	35.26	1:00.87	
2	8	FRANTCEVA Aleksandra Guide: ZABOTIN Pavel	B 2	RUS	34.24	1:01.42	+0.55
3	3	FARKASOVA Henrieta Guide: SUBRTOVA Natalia	B 3	SVK	36.05	1:02.20	+1.33
4	7	GALLAGHER Jessica Guide: GEIGER Christian	B 3	AUS	36.36	1:04.09	+3.22
5	5	UMSTEAD Danelle Guide: UMSTEAD Robert	B 2	USA	40.52	1:08.74	+7.87
6	10	KNIGHT Millie Guide: FERRIER Rachael	B 2	GBR	40.01	1:09.87	+9.00
7	2	MANNELLA Staci Guide: SEEVERS Kim	B 3	USA	41.24	1:12.26	+11.39
<b>DID NOT FINISH: 3</b>							
4		YANG Jae Rim Guide: LEE Ji Youl	B 2	KOR			
6		GALLAGHER Kelly Guide: EVANS Charlotte	B 3	GBR			
9		PERRINE Melissa Guide: BOR Andrew	B 2	AUS			





## Official Results

Официальные результаты

Rank	Bib	Name	Sport Class	NPC Code	IT1	Result	Diff.
------	-----	------	-------------	----------	-----	--------	-------

GAJA Elena#887  
Technical Delegate

### LEGEND

Diff. - Time difference  
IT1 - Intermediate Position 1

IPCAS - International Paralympic Committee Alpine Skiing  
NPC - National Paralympic Committee

12-03-2014/Rosa Khutor Alpine Center (RUS)/6255/#887



WED 12 MAR 2014  
Start Time 12:00

## Official Results

### Официальные результаты

JURY			TECHNICAL DATA		
Technical Delegate	GAJA Elena	IPC	Course Name:	SL Ladies	
IPCAS Race Director	WALSER Markus	IPC	Start Altitude:	1140 m	
Chief of Race	BELOKRINKIN Nikolay	RUS	Finish Altitude:	960 m	
Referee	EBNER Reinhard	IPC	Vertical Drop:	180 m	
Start Referee	DEAN Nicholas	IPC	IPC-Homologation Number:	9895/12/10	
Finish Referee	TAULER MESTRE Alexia	IPC			
Video Controller	PETERSEN Eric	IPC			
RACE INFORMATION			2nd RUN		
Course Setter	CHARRIERE Michael	FRA	McALLISTER Tony	GBR	
Number of Gates:	54		52		
Number of Turns:	52		51		
Start Time:	09:00		12:00		
Forerunners:	A - KOZLOV S.	RUS	A - KOZLOV S.	RUS	
	B - PAKHOMOV A.	RUS	B - PAKHOMOV A.	RUS	
	C - STRUENKOV M.	RUS	C - STRUENKOV M.	RUS	
WEATHER DATA			At Start		
Weather	Light snow		At Start	Light snow	
Snow	Packed		At Finish	Light snow	
Temperature	-1.9°C		At Start	Packed	
			At Finish	Packed	
			At Start	-2°C	
			At Finish	-0.4°C	

#### Number of Competitors: 7, Number of NPCs: 5

Rank	Bib	Name	Sport Class	NPC Code	1st Run	IT1	2nd Run	Result	Diff.	Race Points
1	8	FRANTCEVA Aleksandra Guide: ZABOTIN Pavel	B 2	RUS	1:01.42 (2)	34.73	59.82 (1)	2:01.24		7.07
2	1	ETHERINGTON Jade Guide: POWELL Caroline	B 2	GBR	1:00.87 (1)	35.97	1:01.02 (3)	2:01.89	+0.65	10.38
3	3	FARKASOVA Henrieta Guide: SUBRTOVA Natalia	B 3	SVK	1:02.20 (3)	36.23	1:00.74 (2)	2:02.94	+1.70	15.73
4	5	UMSTEAD Danelle Guide: UMSTEAD Robert	B 2	USA	1:08.74 (5)	40.37	1:07.47 (4)	2:16.21	+14.97	83.27
5	10	KNIGHT Millie Guide: FERRIER Rachael	B 2	GBR	1:09.87 (6)	40.79	1:08.90 (6)	2:18.77	+17.53	96.30
6	2	MANNELLA Staci Guide: SEEVERS Kim	B 3	USA	1:12.26 (7)	39.90	1:08.79 (5)	2:21.05	+19.81	107.90
7	7	GALLAGHER Jessica Guide: GEIGER Christian	B 3	AUS	1:04.09 (4)	36.22	1:38.46 (7)	2:42.55	+41.31	217.33

#### DID NOT FINISH 1st RUN: 3

4		YANG Jae Rim Guide: LEE Ji Youl	B 2	KOR						
6		GALLAGHER Kelly Guide: EVANS Charlotte	B 3	GBR						
9		PERRINE Melissa Guide: BOR Andrew	B 2	AUS						



## Official Results

Официальные результаты

Rank	Bib	Name	Sport Class	NPC Code	1st Run	IT1	2nd Run	Result	Diff.	Race Points
------	-----	------	-------------	----------	---------	-----	---------	--------	-------	-------------

GAJA Elena#887  
Technical Delegate

### LEGEND

Diff. - Time difference

IT1 - Intermediate position 1

IPCAS - International Paralympic Committee Alpine Skiing

NPC - National Paralympic Committee

12-03-2014/Rosa Khutor Alpine Center (RUS)/6255/#887



FRI 14 MAR 2014  
Start Time 09:30

## Official Results

Официальные результаты

JURY			TECHNICAL DATA	
Technical Delegate	O'BRIEN Timothy	IPC	Finish Altitude:	960 m
IPCAS Race Director	KRSTEVSKI Viktor	IPC	Vertical Drop:	140 m
Chief of Competition	KITOV Oleg	RUS	Number of Features:	24
Start Referee	DEAN Nicholas	IPC	Start Time:	09:30
Finish Referee	TAULER MESTRE Alexia	IPC		
Video Controller	PETERSEN Eric	IPC		
OFFICIALS			FORERUNNERS	
Course Setter	WHEELER Jeremiah	USA	F1 - GOSTEVSKIKH D	RUS
Course Builder	CERATO Davide	ITA	F2 - BROVINA A	RUS

Rk	Bib	Name	Sport Class	NPC Code	Run 1 Time (Rk)	Run 2 Time (Rk)	Run 3 Time (Rk)	Result (Best 2 Runs)	Diff.
1	4	MENTEL-SPEE Bibian	PSL	NED	1:00.18 (1)	<b>58.89 (1)</b>	<b>58.54 (1)</b>	<b>1:57.43</b>	
2	5	HERNANDEZ EP CERVELLON .	PSL	FRA	<b>1:03.60 (2)</b>	1:04.56 (2)	<b>1:03.71 (2)</b>	<b>2:07.31</b>	9.88
3	3	PURDY Amy	PSL	USA	1:08.61 (3)	<b>1:06.88 (3)</b>	<b>1:07.41 (3)</b>	<b>2:14.29</b>	16.86
4	1	ALBERT Cristina	PSL	USA	<b>1:10.55 (4)</b>	1:30.75 (4)	<b>1:24.71 (5)</b>	<b>2:35.26</b>	37.83
5	12	DUCE Heidi Jo	PSL	USA	<b>1:17.40 (6)</b>	DSQ	<b>1:20.03 (4)</b>	<b>2:37.43</b>	40.00
6	11	FINA PAREDES Astrid	PSL	ESP	<b>1:23.80 (7)</b>	1:41.42 (6)	<b>1:25.02 (6)</b>	<b>2:48.82</b>	51.39
7	6	BUNSCHOTEN Lisa	PSL	NED	<b>1:16.31 (5)</b>	<b>1:39.53 (5)</b>	DNF	<b>2:55.84</b>	58.41
8	7	ROUNDY Nicole	PSL	USA	<b>1:24.10 (8)</b>	1:59.54 (10)	<b>1:35.47 (7)</b>	<b>2:59.57</b>	1:02.14
9	2	SALT Michelle	PSL	CAN	<b>1:34.43 (9)</b>	1:49.80 (7)	<b>1:46.85 (8)</b>	<b>3:21.28</b>	1:23.85
10	8	HARMON Megan	PSL	USA	<b>1:40.07 (10)</b>	1:55.84 (9)	<b>1:51.02 (10)</b>	<b>3:31.09</b>	1:33.66
11	9	PLEBANI Veronica Yoko	PSL	ITA	1:54.06 (11)	<b>1:52.98 (8)</b>	<b>1:49.36 (9)</b>	<b>3:42.34</b>	1:44.91
<b>DID NOT START: 1</b>									
10		BADENHORST Joany	PSL	AUS	DNS	DNS		<b>DNS</b>	

### LEGEND

IPCAS - International Paralympic Committee Alpine Skiing  
NPC - National Paralympic Committee  
DNF - Did not finish  
DSQ - Disqualified

Diff. - Time difference  
Rk - Rank  
DNS - Did not start



**Official Communication**  
Официальная информация

Item: 1

**AS - Downhill 3rd Training Cancelled**

Due to weather conditions and course track preservation for tomorrow's race the training is cancelled today.

Issued by: IPCAS Technical Delegate  
Time: 8:36  
Date: 7 MAR 2014

This decision affects: Results  
Schedule  
Other

X



---

**Official Communication**  
Официальная информация

Item: 2

**Super Combined has been rescheduled**

**Summary:**

Due to weather conditions, the Paralympic Competitions Schedule in the Mountain Cluster has been updated in the following way:

**Details:**

From 11.03 09:30 Super Combined 1<sup>st</sup> Run All Classes to 11.03 10:00  
From 11.03 15:30 Super Combined 2<sup>nd</sup> Run All Classes to 11.03 16:00

Issued by: Technical Delegate  
Time: 14:48  
Date: 10 MAR 2014

This decision affects: Results  
Schedule  
Other

X



---

**Official Communication**  
Официальная информация

Item: 3

**AS - Super Combined 1st Run was postponed**

Due to weather conditions the Super Combined 1st Run was postponed for 30 minutes.

Issued by: Technical Delegate  
Time: 9:45  
Date: 11 MAR 2014

This decision affects: Results  
Schedule  
Other

X



---

**Official Communication**  
Официальная информация

Item: 4

**AS - Super Combined 1st Run was postponed**

Due to weather conditions the Super Combined 1st Run will not start before 11:00

Issued by: Technical Delegate  
Time: 10:09  
Date: 11 MAR 2014

This decision affects: Results  
Schedule  
Other

X





---

**Official Communication**  
Официальная информация

Item: 5

**AS - Super Combined format change**

**Summary:**

Competition format has been changed from 1st Run Super-G and 2nd Run Slalom to 1st Run Slalom and 2nd Run Super-G.

**Details:**

The today's 1<sup>st</sup> run of SC (the SG) is postponed. The first run of SC will be held today at 14:00. Further information will be given later about rescheduling of 2<sup>nd</sup> run

Issued by: Technical Delegate

Time: 12:10

Date: 11 MAR 2014

This decision affects:

Results

Schedule

Other

X



---

**Official Communication**  
Официальная информация

Item: 6

**AS - Schedule change**

**Summary:**

Due to weather conditions Men's and Women's Super Combined Super-G and Women's Slalom have been rescheduled

**Details:**

Men's and Women's Super Combined Super-G will be held on 14th of March from 14:00 to 16:00

Women's Slalom is rescheduled to 12th of March, 1st Run from 9:00 to 10:00 and 2nd Run from 12:00 to 13:05

Issued by: Technical Delegate

Time: 15:46

Date: 11 MAR 2014

This decision affects:

Results  
Schedule  
Other

X



**Official Communication**  
Официальная информация

Item: 7

**AS - Women's Slalom is postponed**

Due to course preparation needs, Women's Slalom is postponed by 30 minutes, 1st Run will start at 9:30 and 2nd Run at 12:30.

Issued by: Technical Delegate  
Time: 7:56  
Date: 12 MAR 2014

This decision affects: Results  
Schedule  
Other

X



---

**Official Communication**  
Официальная информация

Item: 8

**AS - Schedule change**

Due to high number of athletes competing, the start time of tomorrow, 13th of March, Men's Slalom 1st Run has been rescheduled to 15:00. Next Teams Captains Meeting will be held tomorrow 13th of March at 12:00

Issued by: Technical Delegate  
Time: 17:27  
Date: 12 MAR 2014

This decision affects: Results  
Schedule  
Other

X



**Official Communication**  
Официальная информация

Item: 9

**AS - Women's Slalom Sitting First and Second Runs will stay unofficial**

Due to an appeal from NPC Germany regarding the Women's Slalom Sitting race, the results are unofficial and the both flower and medal ceremonies have been postponed and a hearing is set for tomorrow after 11:00 am. Further communication will be provided following the hearing tomorrow.

Issued by: IPCAS Jury  
Time: 18:11  
Date: 12 MAR 2014

This decision affects: Results  
Schedule  
Other

X
X



**Official Communication**  
Официальная информация

Item: 10

**AS - Snowboard Cross has been rescheduled**

Following OBS request tomorrow's 14th of March Snowboard Cross has been rescheduled to 9:30

Issued by: Technical Delegate  
Time: 13:52  
Date: 13 MAR 2014

This decision affects:

Results  
Schedule  
Other

X



**Official Communication**  
Официальная информация

Item: 11

**AS - Women's Slalom Sitting overturned the original disqualification**

**Summary:**

The International Paralympic Committee Alpine Skiing Board of Appeal overturned the original disqualification of Anna Schaffelhuber during the 1st Run.

**Details:**

Anna Schaffelhuber has been awarded the gold medal in the women's slalom sitting event after a successful appeal against her disqualification.

Under protest, she was allowed to complete her second run on Wednesday afternoon.

On Thursday (13 March) morning, the International Paralympic Committee Alpine Skiing Board of Appeal overturned the original disqualification made by the race jury for not having her outriggers in a stationary and fixed position at the start of the race.

The board of appeal decided that Schaffelhuber had not gained a competitive advantage from her start and therefore should not have been disqualified.

As a result of the successful appeal, the results from Wednesday's slalom sitting event are now official and the medallists are as follows:

Gold:	Anna Schaffelhuber	(GER)	2:09.93
Silver:	Anna-Lena Forster	(GER)	2:14.35
Bronze:	Kimberly Joines	(CAN)	2:15.16

Issued by: International Paralympic Committee Alpine Skiing Board of Appeal This decision affects:  
Time: 16:55  
Date: 13 MAR 2014

Results  
Schedule  
Other

X



**Official Communication**  
Официальная информация

Item: 12

**AS - Men's Slalom 2nd Run has been postponed**

Due to course preparations, Men's Slalom 2nd Run has been postponed

Issued by: Technical Delegate  
Time: 18:30  
Date: 13 MAR 2014

This decision affects: Results  
Schedule  
Other

X





**Official Communication**  
Официальная информация

Item: 13

**AS - Men's Giant Slalom has been rescheduled**

**Summary:**

Due to large number of athletes and OBS request, competition schedule was changed for Men's Giant Slalom.

**Details:**

1<sup>st</sup> Run will be at 15<sup>th</sup> of March from 9:30 to 11:45. 2<sup>nd</sup> Run will be at 15<sup>th</sup> of March from 13:30 to 15:30

Issued by: Technical Delegate  
Time: 17:31  
Date: 14 MAR 2014

This decision affects: Results  
Schedule  
Other

X



**Official Communication**  
Официальная информация

Item: 14

**AS - Women's Giant Slalom 2nd Run is delayed**

Due to course preparation needs, Women's Giant Slalom 2nd Run is delayed to 13:15.

Issued by: Technical Delegate  
Time: 11:52  
Date: 16 MAR 2014

This decision affects: Results  
Schedule  
Other

X



## Competition Officials

Официальные лица соревнований

REVISED  
05 MAR 17:40

As of 02 MAR 2014

Function	Name	NPC
<b>Alpine Skiing Jury</b>		
Technical Delegate	EBNER Reinhard	IPC
Technical Delegate	GAJA Elena	IPC
IPCAS Race Director	WALSER Markus	IPC
Chief of Race	BELOKRINKIN Nikolay	RUS - Russian Federation
Referee	EBNER Reinhard	IPC
Referee	GAJA Elena	IPC
Assistant Referee	JARDIN Kevin	IPC
Start Referee	DEAN Nick	IPC
Finish Referee	TAULER Alexia	IPC
Video Controller	PETERSEN Eric	IPC
IPCAS OVR Representative	MASDEMONT MORENTE Maria	IPC
<b>Para Snowboard Cross Jury</b>		
Technical Delegate	O'BRIEN Tim	IPC
IPCAS Race Director	KRSTEVSKI Viktor	IPC
Chief of Competition	KITOV Oleg	RUS - Russian Federation
Start Referee	DEAN Nick	IPC
Finish Referee	TAULER Alexia	IPC
Video Controller	PETERSEN Eric	IPC
IPCAS OVR Representative	MASDEMONT MORENTE Maria	IPC
<b>Organizing Committee Competition Management</b>		
Competition Manager	DIMIER Yves	FRA - France
Assistant Competition Manager	KHVOSTOVA Anna	RUS - Russian Federation
Chief of Timing & Calculations	ANGELOZ Michel	SUI - Switzerland
Chief of Gate Judges	MATVEEV Grigorii	RUS - Russian Federation
Chief of Race Secretariat	BARYSHEVA Aleksandra	RUS - Russian Federation
Chief of Course	SELIVANOV Nikolay	RUS - Russian Federation

NPC was changed to RUS for Chief of Race.



# Official Results

**Biathlon**

8 to 14 March

# Результаты соревнований

**Биатлон**

8 - 14 марта



15. 03. 2014



---

## Table of Contents

Оглавление

Table of Contents

Competition Schedule

Medal Standings

Medallists by Event

### Number of entries by Sport and Class

#### Men

Short Distance

Middle Distance

Long Distance

#### Women

Short Distance

Middle Distance

Long Distance

### Men 7.5 km

#### Standing

Official Results

#### Sitting

Official Results

#### Visually Impaired

Official Results

### Women 6 km

#### Standing

Official Results

#### Sitting

Official Results

#### Visually Impaired

Official Results

### Men 12.5 km

#### Standing

Official Results

#### Sitting

Official Results

#### Visually Impaired

Official Results

### Women 10 km

#### Standing

Official Results

#### Sitting

Official Results

#### Visually Impaired

Official Results

### Men 15 km

#### Standing

Official Results

#### Sitting

Official Results

#### Visually Impaired

Official Results



---

## Table of Contents

Оглавление

### Women 12.5 km

#### Standing

Official Results

#### Sitting

Official Results

#### Visually Impaired

Official Results

### Official Communications

Item 2 – 14.03.2014

Item 3 – 14.03.2014

Item 4 – 14.03.2014

### Competition Officials



## Competition Schedule

Расписание Соревнований

As of TUE 4 MAR 2014

Date	Time	Estimated Finish Time	Event
SAT 8 MAR	10:00	10:35	Women's 6km, Sitting
	10:25	11:10	Men's 7.5km, Sitting
	12:00	12:35	Women's 6km, Standing
	12:15	12:55	Men's 7.5km, Standing
	13:05	13:41	Women's 6km, Visually Impaired
	13:44	14:20	Men's 7.5km, Visually Impaired
TUE 11 MAR	10:00	10:45	Women's 10km, Sitting
	10:48	12:00	Men's 12.5km, Sitting
	13:00	14:00	Women's 10km, Standing
	13:20	14:20	Men's 12.5km, Standing
	14:30	15:35	Women's 10km, Visually Impaired
	14:45	15:45	Men's 12.5km, Visually Impaired
FRI 14 MAR	10:00	11:20	Men's 15km, Sitting
	10:20	11:35	Women's 12.5km, Sitting
	12:30	13:55	Women's 12.5km, Standing
	13:58	15:10	Men's 15km, Standing
	15:20	16:35	Women's 12.5km, Visually Impaired
	15:25	16:40	Men's 15km, Visually Impaired



## Medal Standings Медальный Зачет

As of FRI 14 MAR 2014 at 16:38

After 18 of 18 Events

Rank	NPC	Men				Women				Total				Rank by Total
		G	S	B	Tot	G	S	B	Tot	G	S	B	Tot	
1	RUS - Russian Federation	6	4	5	15	6	7	2	15	12	11	7	30	1
2	UKR - Ukraine	3	2	1	6	1	1	7	9	4	3	8	15	2
3	GER - Germany					2	1		3	2	1		3	3
4	NOR - Norway		2		2						2		2	=4
5	CAN - Canada		1	1	2						1	1	2	=4
6	BLR - Belarus			2	2							2	2	=4
7	JPN - Japan			1	1							1	1	7
	<b>Total:</b>	<b>9</b>	<b>9</b>	<b>10</b>	<b>28</b>	<b>9</b>	<b>9</b>	<b>9</b>	<b>27</b>	<b>18</b>	<b>18</b>	<b>19</b>	<b>55</b>	

### LEGEND

=	Equal sign indicates that two or more NPCs share the same rank by total	<b>B</b>	Bronze
<b>G</b>	Gold	<b>S</b>	Silver
<b>Tot</b>	Total		





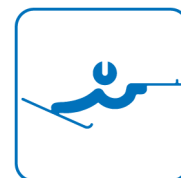
## Medallists by Event

Призеры по Видам Соревнований

As of FRI 14 MAR 2014 at 16:38

After 18 of 18 Events

Event Name	Date	Medal	Name	NPC Code
Women's 6km, Sitting	8 MAR 2014	GOLD	ESKAU Andrea	GER
		SILVER	KONOVALOVA Svetlana	RUS
		BRONZE	IURKOVSKA Olena	UKR
Men's 7.5km, Sitting	8 MAR 2014	GOLD	PETUSHKOV Roman	RUS
		SILVER	YAROVYI Maksym	UKR
		BRONZE	KUBO Kozo	JPN
Women's 6km, Standing	8 MAR 2014	GOLD	KAUFMAN Alena	RUS
		SILVER	MILENINA Anna	RUS
		BRONZE	BATENKOVA Iuliia	UKR
Men's 7.5km, Standing	8 MAR 2014	GOLD	LEKOMTCEV Vladislav	RUS
		SILVER	ARENDZ Mark	CAN
		BRONZE	KARACHURIN Azat	RUS
Women's 6km, Visually Impaired	8 MAR 2014	GOLD	LYSOVA Mikhailina Guide: IVANOV Alexey	RUS
		SILVER	BUDALEEVA Iuliia Guide: MALTSEVA Tatiana	RUS
		BRONZE	SHYSHKOVA Oksana Guide: NESTERENKO Lada	UKR
Men's 7.5km, Visually Impaired	8 MAR 2014	GOLD	LUKYANENKO Vitaliy Guide: BABAR Borys	UKR
		SILVER	POLUKHIN Nikolay Guide: TOKAREV Andrey	RUS
		BRONZE	SHAPTSIABOI Vasili Guide: LEBEDZEU Mikhail	BLR
Women's 10km, Sitting	11 MAR 2014	GOLD	WICKER Anja	GER
		SILVER	KONOVALOVA Svetlana	RUS
		BRONZE	PAVLENKO Lyudmyla	UKR
Men's 12.5km, Sitting	11 MAR 2014	GOLD	PETUSHKOV Roman	RUS
		SILVER	BYCHENOK Alexey	RUS
		BRONZE	MURYGIN Grigory	RUS
Women's 10km, Standing	11 MAR 2014	GOLD	KAUFMAN Alena	RUS
		SILVER	KONONOVA Oleksandra	UKR
		BRONZE	BRATIUK Natalia	RUS
Men's 12.5km, Standing	11 MAR 2014	GOLD	KARACHURIN Azat	RUS
		SILVER	ULSET Nils-Erik	NOR
		BRONZE	ARENDZ Mark	CAN
Women's 10km, Visually Impaired	11 MAR 2014	GOLD	LYSOVA Mikhailina Guide: IVANOV Alexey	RUS
		SILVER	BUDALEEVA Iuliia Guide: MALTSEVA Tatiana	RUS
		BRONZE	SHYSHKOVA Oksana Guide: NESTERENKO Lada	UKR
Men's 12.5km, Visually Impaired	11 MAR 2014	GOLD	LUKYANENKO Vitaliy Guide: BABAR Borys	UKR
		SILVER	POLUKHIN Nikolay Guide: TOKAREV Andrey	RUS
		BRONZE	SHAPTSIABOI Vasili Guide: LEBEDZEU Mikhail	BLR
Men's 15km, Sitting	14 MAR 2014	GOLD	PETUSHKOV Roman	RUS
		SILVER	MURYGIN Grigory	RUS
		BRONZE	DAVIDOVICH Aleksandr	RUS
Women's 12.5km, Sitting	14 MAR 2014	GOLD	KONOVALOVA Svetlana	RUS
		SILVER	WICKER Anja	GER
		BRONZE	IURKOVSKA Olena	UKR
Women's 12.5km, Standing	14 MAR 2014	GOLD	KONONOVA Oleksandra	UKR
		SILVER	KAUFMAN Alena	RUS
		BRONZE	BRATIUK Natalia	RUS



## Medallists by Event

Призеры по Видам Соревнований

As of FRI 14 MAR 2014 at 16:38

Event Name	Date	Medal	Name	NPC Code
Men's 15km, Standing	14 MAR 2014	GOLD	VOVCHYNSKYI Grygorii	UKR
		SILVER	ULSET Nils-Erik	NOR
		BRONZE	MIKHAYLOV Kirill	RUS
Women's 12.5km, Visually Impaired	14 MAR 2014	GOLD	BUDALEEVA Iuliia Guide: MALTSEVA Tatiana	RUS
		SILVER	LYSOVA Mikhailina Guide: IVANOV Alexey	RUS
		BRONZE	SHYSHKOVA Oksana Guide: NESTERENKO Lada	UKR
Men's 15km, Visually Impaired	14 MAR 2014	GOLD	POLUKHIN Nikolay Guide: TOKAREV Andrey	RUS
		SILVER	KOVALEVSKYI Anatolii Guide: MUKSHYN Oleksandr	UKR
		BRONZE	LUKYANENKO Vitaliy Guide: BABAR Borys	UKR
		BRONZE	CHOKHLAEV Stanislav Guide: PIROGOV Maksim	RUS



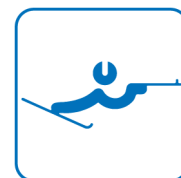
**Number of Entries by Event and Class**  
Количество Заявок по Виду Соревнований и Классу

**REVISED**  
7 MAR 16:32

As of FRI 7 MAR 2014

NPC Code	Standing							Sitting					Visually Impaired			Total
	LW 2	LW 3	LW 4	LW 5/7	LW 6	LW 8	LW 9	LW 10	LW 10.5	LW 11	LW 11.5	LW 12	B1	B2	B3	
AUT							1									1
BLR						1						2		1		4
CAN					1										1	2
FIN			1													1
FRA	1									1			1			3
GER											1		1			2
JPN						1				1						2
KAZ														1		1
NOR		1										1				2
POL				1								1				2
RUS			1	2	2	1					1	3	2	1	2	15
SVK												1				1
SWE													1			1
UKR					1	3		1				2		2	3	12
USA					1						3	3		1	1	9
<b>Total Athletes</b>	<b>1</b>	<b>1</b>	<b>2</b>	<b>3</b>	<b>5</b>	<b>6</b>	<b>1</b>	<b>1</b>		<b>2</b>	<b>5</b>	<b>13</b>	<b>5</b>	<b>6</b>	<b>7</b>	<b>58</b>
<b>Total NPCs</b>	<b>1</b>	<b>1</b>	<b>2</b>	<b>2</b>	<b>4</b>	<b>4</b>	<b>1</b>	<b>1</b>		<b>2</b>	<b>3</b>	<b>7</b>	<b>4</b>	<b>5</b>	<b>4</b>	<b>15</b>

NITTA Yoshihiro (JPN) was withdrawn from all Biathlon races



## Number of Entries by Event and Class

Количество Заявок по Виду Соревнований и Классу

As of MON 10 MAR 2014

NPC Code	Standing							Sitting					Visually Impaired			Total
	LW 2	LW 3	LW 4	LW 5/7	LW 6	LW 8	LW 9	LW 10	LW 10.5	LW 11	LW 11.5	LW 12	B1	B2	B3	
AUT							1									1
BLR						1						1		1		3
CAN					1											1
FIN			1													1
FRA	1															1
GER											1		1			2
ITA										1						1
JPN						1				1						2
NOR		1										1				2
POL				1								1				2
RUS			1	2	1	1					1	3		1	2	12
SVK												1				1
UKR					1	3		1				2		2	3	12
USA					1						2	3				6
<b>Total Athletes</b>	<b>1</b>	<b>1</b>	<b>2</b>	<b>3</b>	<b>4</b>	<b>6</b>	<b>1</b>	<b>1</b>		<b>2</b>	<b>4</b>	<b>12</b>	<b>1</b>	<b>4</b>	<b>5</b>	<b>47</b>
<b>Total NPCs</b>	<b>1</b>	<b>1</b>	<b>2</b>	<b>2</b>	<b>4</b>	<b>4</b>	<b>1</b>	<b>1</b>		<b>2</b>	<b>3</b>	<b>7</b>	<b>1</b>	<b>3</b>	<b>2</b>	<b>14</b>



## Number of Entries by Event and Class

Количество Заявок по Виду Соревнований и Классу

As of THU 13 MAR 2014

NPC Code	Standing							Sitting					Visually Impaired			Total
	LW 2	LW 3	LW 4	LW 5/7	LW 6	LW 8	LW 9	LW 10	LW 10.5	LW 11	LW 11.5	LW 12	B1	B2	B3	
AUT							1									1
BLR						1						2		1		4
CAN					1											1
FIN			1													1
FRA										1						1
GER											1		1			2
ITA										1						1
JPN						1				1						2
NOR		1										1				2
POL				1								1				2
RUS			1	2	2	1					1	3	2	1	1	14
SVK												1				1
UKR					1	3		1				2	2	3		12
USA					1						3	3		1		8
<b>Total Athletes</b>		1	2	3	5	6	1	1		3	5	13	3	5	4	52
<b>Total NPCs</b>		1	2	2	4	4	1	1		3	3	7	2	4	2	14



## Number of Entries by Event and Class

Количество Заявок по Виду Соревнований и Классу

As of FRI 7 MAR 2014

NPC Code	Standing							Sitting					Visually Impaired			Total
	LW 2	LW 3	LW 4	LW 5/7	LW 6	LW 8	LW 9	LW 10	LW 10.5	LW 11	LW 11.5	LW 12	B1	B2	B3	
BLR						1						1		1		3
CAN					1										1	2
FIN						1										1
GER									1	1			1			3
ITA					1											1
JPN					2	1										3
RUS						3			1			3		3		10
UKR					1	3				1		1		1	1	8
USA												1				1
<b>Total Athletes</b>					5	9			2	2		6	1	5	2	32
<b>Total NPCs</b>					4	5			2	2		4	1	3	2	9



## Number of Entries by Event and Class

Количество Заявок по Виду Соревнований и Классу

As of MON 10 MAR 2014

NPC Code	Standing							Sitting					Visually Impaired			Total
	LW 2	LW 3	LW 4	LW 5/7	LW 6	LW 8	LW 9	LW 10	LW 10.5	LW 11	LW 11.5	LW 12	B1	B2	B3	
BLR						1						1				2
CAN					1											1
FIN						1										1
GER									1	1						2
ITA					1											1
JPN					1	1										2
RUS						3			1			3		2		9
UKR					1	3				1		1		1	1	8
USA												1				1
<b>Total Athletes</b>					4	9			2	2		6		3	1	27
<b>Total NPCs</b>					4	5			2	2		4		2	1	9



## Number of Entries by Event and Class

Количество Заявок по Виду Соревнований и Классу

As of THU 13 MAR 2014

NPC Code	Standing							Sitting					Visually Impaired			Total
	LW 2	LW 3	LW 4	LW 5/7	LW 6	LW 8	LW 9	LW 10	LW 10.5	LW 11	LW 11.5	LW 12	B1	B2	B3	
BLR						1						1				2
CAN					1											1
FIN						1										1
GER									1	1			1			3
ITA					1											1
JPN					1											1
RUS						3			1			3		3		10
UKR					1	3				1		1		1	1	8
<b>Total Athletes</b>					4	8			2	2		5	1	4	1	27
<b>Total NPCs</b>					4	4			2	2		3	1	2	1	8

Removed not entered athletes





SAT 8 MAR 2014  
Start Time 12:15

**Official Results**  
Официальные Результаты

Jury		Course Information	
IPC Technical Delegate	APEDAILE Len (CAN)	Course Name:	2.5 km blue
Assistant IPC Technical Delegate	MAGAND Guy (FRA)	Height Difference (HD)	26 m
Assistant IPC Technical Delegate	KELLER Ruedi (SUI)	Maximum Climb (MC)	21 m
IPC Race Director	NEESER Hans-Peter (SUI)	Total Climb (TC)	225 m
Jury Member	LARSON Gary (USA)	Length of Lap	2374 m
Chief of Competition	MARKOV Andrey (RUS)	Number of Laps	3

Rank	Bib	Name	NPC Code	Sport Class	%	2.5 km	Rk	5.0 km	Rk	Real Time	Delta	Calculated Time	Missed shots	Result
1	10	LEKOMTCEV Vladislav	RUS	LW6	96	6:06.2	4	12:52.4	2	20:01.8		19:13.7	0+1	19:13.7
2	2	ARENDZ Mark	CAN	LW6	96	6:26.5	6	13:00.8	4	20:02.5	+0.7	19:14.4	1+0	19:14.4
3	1	KARACHURIN Azat	RUS	LW5/7	88	6:02.2	1	12:46.4	1	21:52.4	+1.4	19:14.9	0+1	19:14.9
4	7	MIKHAYLOV Kirill	RUS	LW4	97	6:42.8	13	13:19.6	9	20:02.3	+12.9	19:26.2	1+0	19:26.2
5	6	IAREMCHUK Aleksandr	RUS	LW6	96	6:30.1	7	13:02.4	6	20:15.8	+14.0	19:27.2	1+0	19:27.2
6	3	ULSET Nils-Erik	NOR	LW3	89	6:16.2	5	12:56.1	3	21:52.7	+16.4	19:28.3	0+0	19:28.3
7	9	DAVIET Benjamin	FRA	LW2	92	6:05.4	3	13:06.6	7	21:14.5	+20.5	19:32.5	0+1	19:32.5
8	5	VOVCHYNSKYI Grygorii	UKR	LW8	97	6:03.1	2	13:01.9	5	20:14.8	+25.4	19:38.4	0+1	19:38.4
9	11	KODLOZEROV Ivan	RUS	LW8	97	6:31.4	9	13:24.4	10	20:16.2	+26.8	19:39.7	1+1	19:39.7
10	8	PRONKOV Aleksandr	RUS	LW5/7	88	6:32.8	10	13:29.9	11	22:25.9	+34.9	19:44.4	1+1	19:44.4
11	4	REPTYUKH Ihor	UKR	LW8	97	6:30.2	8	13:07.9	8	20:49.8	+1:00.4	20:12.3	1+0	20:12.3
12	16	KURZ Michael	AUT	LW9	90	6:50.9	14	13:43.2	12	22:50.3	+1:28.4	20:33.3	1+0	20:33.3
13	12	SATO Keiichi	JPN	LW8	97	6:39.1	12	13:45.2	13	21:35.3	+1:45.9	20:56.4	0+0	20:56.4
14	15	SILCHANKA Siarhei	BLR	LW8	97	6:57.8	15	14:39.9	15	22:01.4	+2:12.0	21:21.8	1+2	21:21.8
15	14	SYTNYK Vitalii	UKR	LW6	96	6:37.3	11	14:13.4	14	22:21.6	+2:19.8	21:27.9	0+1	21:27.9
16	13	MAYSTRENKO Vladyslav	UKR	LW8	97	7:19.8	16	15:39.9	16	23:51.8	+4:02.4	23:08.8	2+2	23:08.8
17	18	HARKONEN Juha	FIN	LW4	97	7:25.6	17	15:46.8	17	23:53.2	+4:03.8	23:10.2	0+1	23:10.2
18	17	BERMEJO Omar	USA	LW6	96	8:22.2	19	16:29.6	18	25:23.8	+5:22.0	24:22.8	1+0	24:22.8
19	19	SKUPIEN Witold	POL	LW5/7	88	8:19.5	18	17:44.7	19	28:26.4	+6:35.4	25:01.6	3+4	25:01.6

Weather	Snow Condition	Temperatures		Competitors				
		Air	Snow	Entries	Ranked	DSQ	DNF	DNS
Cloudy	Soft	10.3°C	0.0°C	19	19	0	0	0

IPC TD  
  
APEDAILE Len (CAN)

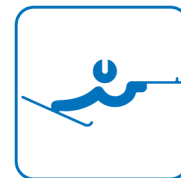
Competition Secretary  
  
MOKEROVA Elena (RUS)

**NOTE**

All times except "Real Time" are calculated times. Calculated time is the real time multiplied by the athlete's percentage.  
Delta - Time difference of the competitor's real time and his/her real time equal to the winners result (skiing time)

**LEGEND**

DNF Did not finish    DNS Did not start    DSQ Disqualified    Rk Rank



SAT 8 MAR 2014  
Start Time 10:25

## Official Results

### Официальные Результаты

Jury		Course Information	
IPC Technical Delegate	APEDAILE Len (CAN)	Course Name:	2,5 km red
Assistant IPC Technical Delegate	MAGAND Guy (FRA)	Height Difference (HD)	18 m
Assistant IPC Technical Delegate	KELLER Ruedi (SUI)	Maximum Climb (MC)	8 m
IPC Race Director	NEESER Hans-Peter (SUI)	Total Climb (TC)	129 m
Jury Member	LARSON Gary (USA)	Length of Lap	2389 m
Chief of Competition	MARKOV Andrey (RUS)	Number of Laps	3

Rank	Bib	Name	NPC Code	Sport Class	%	2.5 km	Rk	5.0 km	Rk	Real Time	Delta	Calculated Time	Missed shots	Result
1	51	PETUSHKOV Roman	RUS	LW12	100	6:50.0	2	14:02.2	1	21:03.7		21:03.7	0+0	21:03.7
2	55	YAROVYI Maksym	UKR	LW10	86	6:46.5	1	14:05.0	2	24:38.9	+9.5	21:11.9	0+0	21:11.9
3	52	KUBO Kozo	JPN	LW11	94	7:13.8	3	14:43.7	3	23:08.9	+44.5	21:45.6	0+0	21:45.6
4	56	SOULE Andrew	USA	LW12	100	7:16.9	4	14:45.3	4	21:48.5	+44.8	21:48.5	0+0	21:48.5
5	54	BYCHENOK Alexey	RUS	LW12	100	7:36.8	11	14:57.1	6	21:58.2	+54.5	21:58.2	1+0	21:58.2
6	59	LOBAN Dzmitry	BLR	LW12	100	7:22.8	7	14:54.6	5	22:18.7	+1:15.0	22:18.7	0+0	22:18.7
7	58	GONCHAROV Ivan	RUS	LW11.5	97	7:21.4	5	15:03.7	7	23:17.3	+1:34.5	22:35.4	0+0	22:35.4
8	63	LARSEN Trygve Steinar	NOR	LW12	100	7:33.8	10	15:29.6	8	23:00.2	+1:56.5	23:00.2	0+0	23:00.2
9	61	FLEIG Martin	GER	LW11.5	97	7:24.6	8	15:40.4	9	24:03.3	+2:20.5	23:20.0	0+1	23:20.0
10	53	ZARIPOV Irek	RUS	LW12	100	7:27.0	9	16:25.8	14	23:35.8	+2:32.1	23:35.8	1+3	23:35.8
11	64	LUKYANENKA Yauheni	BLR	LW12	100	7:46.5	12	16:03.8	11	23:47.5	+2:43.8	23:47.5	1+1	23:47.5
12	60	TKACHENKO Mykhaylo	UKR	LW12	100	7:21.8	6	15:57.3	10	23:58.3	+2:54.6	23:58.3	0+1	23:58.3
13	68	ROSIEK Kamil	POL	LW12	100	7:47.4	13	16:16.2	13	24:00.7	+2:57.0	24:00.7	0+1	24:00.7
14	57	CNOSEN Daniel	USA	LW12	100	8:59.6	19	16:43.5	17	24:13.8	+3:10.1	24:13.8	3+0	24:13.8
15	69	GAJDICIAR Vladimir	SVK	LW12	100	7:52.9	15	16:06.1	12	24:17.8	+3:14.1	24:17.8	0+0	24:17.8
16	62	ROSIQUE Romain	FRA	LW11	94	7:52.6	14	16:29.9	15	26:01.9	+3:37.5	24:28.2	0+0	24:28.2
17	67	KORNIKO Oleksandr	UKR	LW12	100	8:23.3	18	16:39.8	16	24:37.3	+3:33.6	24:37.3	1+0	24:37.3
18	66	WAGNER Jeremy	USA	LW11.5	97	8:03.9	17	17:13.6	18	26:16.1	+4:33.3	25:28.8	0+1	25:28.8
19	71	PIKE Aaron	USA	LW11.5	97	9:02.6	20	18:18.9	19	26:46.6	+5:03.8	25:58.4	2+2	25:58.4
20	70	DODSON Travis	USA	LW12	100	8:00.9	16	19:26.8	20	27:35.2	+6:31.5	27:35.2	0+5	27:35.2

Disqualified			
65	HALSTED Sean	USA	LW11.5 97

IPC 352.2.2

Weather	Snow Condition	Temperatures		Competitors				
		Air	Snow	Entries	Ranked	DSQ	DNF	DNS
Sunny	Soft	8.8°C	0.0°C	21	20	1	0	0

IPC TD  
  
APEDAILE Len (CAN)

Competition Secretary  
  
MOKEROVA Elena (RUS)

#### NOTE

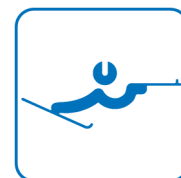
All times except "Real Time" are calculated times. Calculated time is the real time multiplied by the athlete's percentage.

Delta - Time difference of the competitor's real time and his/her real time equal to the winners result (skiing time)

#### LEGEND

DNF Did not finish    DNS Did not start    DSQ Disqualified    Rk Rank

Bib 65 HALSTED Sean (USA) made 6 shots at second shooting



SAT 8 MAR 2014  
Start Time 13:44

**Official Results**  
Официальные Результаты

Jury		Course Information	
IPC Technical Delegate	APEDAILE Len (CAN)	Course Name:	2.5 km blue
Assistant IPC Technical Delegate	MAGAND Guy (FRA)	Height Difference (HD)	26 m
Assistant IPC Technical Delegate	KELLER Ruedi (SUI)	Maximum Climb (MC)	21 m
IPC Race Director	NEESER Hans-Peter (SUI)	Total Climb (TC)	225 m
Jury Member	LARSON Gary (USA)	Length of Lap	2374 m
Chief of Competition	MARKOV Andrey (RUS)	Number of Laps	3

Rank	Bib	Name	NPC	Sport	Class	%	2.5 km	Rk	5.0 km	Rk	Real Time	Delta	Calculated Time	Missed shots	Result
1	34	LUKYANENKO Vitaliy Guide: BABAR Borys	UKR	B3		100	6:31.7	1	13:39.3	1	20:18.8		20:18.8	0+0	20:18.8
2	31	POLUKHIN Nikolay Guide: TOKAREV Andrey	RUS	B2		98	6:54.4	7	13:47.8	2	20:54.9	+11.2	20:29.8	1+0	20:29.8
3	40	SHAPTSIABOI Vasilii Guide: LEBEDZEU Mikhail	BLR	B2		98	6:50.8	6	14:09.2	4	21:32.4	+48.7	21:06.6	1+0	21:06.6
4	37	UTKIN Iurii Guide: KAZAKOV Vitaliy	UKR	B3		100	6:45.2	2	14:06.7	3	21:14.6	+55.8	21:14.6	0+0	21:14.6
5	32	CHOKHLAEV Stanislav Guide: PIROGOV Maksim	RUS	B1		87	7:03.3	10	14:18.8	6	24:31.4	+1:10.5	21:20.1	1+0	21:20.1
6	35	KOVALEVSKIY Anatolii Guide: MUKSHYN Oleksandr	UKR	B2		98	6:48.0	4	14:14.7	5	21:47.7	+1:04.0	21:21.5	0+0	21:21.5
7	39	BREM Wilhelm Guide: GRIMM Florian	GER	B1		87	7:07.6	12	15:07.1	11	25:31.4	+2:10.5	22:12.3	0+1	22:12.3
8	33	MODIN Zebastian Guide: ACKEROT Albin	SWE	B1		87	6:47.3	3	15:00.5	8	25:38.0	+2:17.1	22:18.1	0+2	22:18.1
9	43	ARTEMOV Aleksander Guide: CHEREPANOV Ilya	RUS	B1		87	7:02.2	9	14:58.5	7	25:54.7	+2:33.8	22:32.6	0+0	22:32.6
10	38	PONOMAREV Oleg Guide: ROMANOV Andrei	RUS	B3		100	6:50.0	5	15:04.1	9	22:37.1	+2:18.3	22:37.1	0+2	22:37.1
11	41	RESHETYNSKIY Iaroslav Guide: KHURTYK Dmytro	UKR	B3		100	6:56.1	8	15:05.2	10	22:55.2	+2:36.4	22:55.2	0+1	22:55.2
12	36	UDALTCOV Vladimir Guide: BOGACHEV Ruslan	RUS	B3		100	7:07.4	11	15:55.0	12	23:26.6	+3:07.8	23:26.6	0+2	23:26.6
13	44	SHULGA Dmytro Guide: GERGARDT Artur	UKR	B2		98	7:28.1	13	16:15.9	13	24:48.4	+4:04.7	24:18.6	1+1	24:18.6
14	47	ADICOFF Jacob Guide: PLETCHER Reid	USA	B3		100	9:50.9	16	18:32.3	15	25:35.6	+5:16.8	25:35.6	5+2	25:35.6
15	45	CLARION Thomas Guide: BOURLA Julien	FRA	B1		87	7:49.5	14	18:46.7	16	30:04.3	+6:43.4	26:09.7	2+5	26:09.7
16	46	BURTON Kevin Guide: RAWLINGS Gregory	USA	B2		98	8:24.0	15	18:14.9	14	27:01.1	+6:17.4	26:28.7	2+2	26:28.7
17	48	KANAFIN Kairat Guide: KOLOMEYETS Dmitriy	KAZ	B2		98	10:26.7	17	20:37.5	17	29:52.1	+9:08.4	29:16.3	4+2	29:16.3

Did not start			
42	McKEEVER Brian	CAN	B3 100

Weather	Snow Condition	Temperatures		Competitors				
		Air	Snow	Entries	Ranked	DSQ	DNF	DNS
Cloudy	Soft	10.6°C	0.0°C	18	17	0	0	1

IPC TD  
  
APEDAILE Len (CAN)

Competition Secretary  
  
MOKEROVA Elena (RUS)

**NOTE**  
All times except "Real Time" are calculated times. Calculated time is the real time multiplied by the athlete's percentage.  
Delta - Time difference of the competitor's real time and his/her real time equal to the winners result (skiing time)

LEGEND						
DNF	Did not finish	DNS	Did not start	DSQ	Disqualified	Rk Rank



SAT 8 MAR 2014  
Start Time 12:00

## Official Results

### Официальные Результаты

Jury		Course Information	
IPC Technical Delegate	APEDAILE Len (CAN)	Course Name:	2 km blue
Assistant IPC Technical Delegate	MAGAND Guy (FRA)	Height Difference (HD)	26 m
Assistant IPC Technical Delegate	KELLER Ruedi (SUI)	Maximum Climb (MC)	21 m
IPC Race Director	NEESER Hans-Peter (SUI)	Total Climb (TC)	186 m
Jury Member	LARSON Gary (USA)	Length of Lap	1991 m
Chief of Competition	MARKOV Andrey (RUS)	Number of Laps	3

Rank	Bib	Name	NPC Code	Sport Class	%	2.0 km	Rk	4.0 km	Rk	Real Time	Delta	Calculated Time	Missed shots	Result
1	121	KAUFMAN Alena	RUS	LW8	97	5:47.6	1	12:03.2	1	19:01.4		18:27.2	0+0	18:27.2
2	122	MILENINA Anna	RUS	LW8	97	6:24.8	5	13:02.9	3	19:32.6	+31.2	18:57.4	1+1	18:57.4
3	128	BATENKOVA Iuliia	UKR	LW6	96	6:55.1	10	13:17.8	5	20:05.9	+52.6	19:17.7	1+0	19:17.7
4	125	JARVELA Maija	FIN	LW8	97	6:14.0	2	12:58.3	2	20:03.5	+1:02.1	19:27.4	0+0	19:27.4
5	123	KONONOVA Oleksandra	UKR	LW8	97	6:37.8	7	13:10.6	4	20:11.3	+1:09.9	19:35.0	2+0	19:35.0
6	124	OTA Shoko	JPN	LW8	97	6:25.0	6	13:19.7	6	20:24.2	+1:22.8	19:47.5	0+0	19:47.5
7	130	LIASHENKO Liudmyla	UKR	LW8	97	6:23.9	3	13:28.3	7	20:54.9	+1:53.5	20:17.3	0+0	20:17.3
8	127	DEKIJIMA Momoko	JPN	LW6	96	6:51.6	=8	13:48.2	8	21:30.2	+2:16.9	20:38.6	1+0	20:38.6
9	129	BRATIUK Natalia	RUS	LW8	97	6:24.7	4	14:07.5	9	22:03.7	+3:02.3	21:24.0	1+1	21:24.0
10	132	NOVAGLIO Pamela	ITA	LW6	96	7:01.0	11	14:29.5	10	22:38.3	+3:25.0	21:44.0	0+0	21:44.0
11	126	BUI Iryna	UKR	LW8	97	6:51.6	=8	15:00.7	12	22:52.3	+3:50.9	22:11.1	1+2	22:11.1
12	131	VARONA Larysa	BLR	LW8	97	7:13.7	12	14:59.5	11	23:39.9	+4:38.5	22:57.3	1+0	22:57.3
13	133	ABE Yurika	JPN	LW6	96	7:19.9	13	16:31.1	13	25:09.7	+5:56.4	24:09.3	1+3	24:09.3
14	134	BISSON Caroline	CAN	LW6	96	8:58.4	14	18:21.4	14	28:22.9	+9:09.6	27:14.8	2+1	27:14.8

Weather	Snow Condition	Temperatures		Competitors				
		Air	Snow	Entries	Ranked	DSQ	DNF	DNS
Cloudy	Soft	10.0°C	0.0°C	14	14	0	0	0

IPC TD  
  
APEDAILE Len (CAN)

Competition Secretary  
  
MOKEROVA Elena (RUS)

#### NOTE

All times except "Real Time" are calculated times. Calculated time is the real time multiplied by the athlete's percentage.  
Delta - Time difference of the competitor's real time and his/her real time equal to the winners result (skiing time)

#### LEGEND

= Equal sign indicates that two or more competitors share the same rank  
DNS Did not start  
Rk Rank  
DNF Did not finish  
DSQ Disqualified



SAT 8 MAR 2014  
Start Time 10:00

**Official Results**  
Официальные Результаты

Jury		Course Information	
IPC Technical Delegate	APEDAILE Len (CAN)	Course Name:	2 km red
Assistant IPC Technical Delegate	MAGAND Guy (FRA)	Height Difference (HD)	11 m
Assistant IPC Technical Delegate	KELLER Ruedi (SUI)	Maximum Climb (MC)	8 m
IPC Race Director	NEESER Hans-Peter (SUI)	Total Climb (TC)	84 m
Jury Member	LARSON Gary (USA)	Length of Lap	1889 m
Chief of Competition	MARKOV Andrey (RUS)	Number of Laps	3

Rank	Bib	Name	NPC Code	Sport Class	%	2.0 km	Rk	4.0 km	Rk	Real Time	Delta	Calculated Time	Missed shots	Result
1	103	ESKAU Andrea	GER	LW11	94	6:19.5	1	12:57.6	1	20:26.0		19:12.4	0+0	19:12.4
2	101	KONOVALOVA Svetlana	RUS	LW12	100	6:48.5	9	13:13.4	3	19:31.1	+18.7	19:31.1	1+0	19:31.1
3	104	IURKOVSKA Olena	UKR	LW12	100	6:30.0	4	13:12.8	2	19:39.6	+27.2	19:39.6	0+0	19:39.6
4	110	MASTERS Oksana	USA	LW12	100	6:35.2	7	13:24.1	5	19:43.2	+30.8	19:43.2	0+0	19:43.2
5	105	ZAYNULLINA Marta	RUS	LW12	100	6:32.0	5	13:16.8	4	19:50.1	+37.7	19:50.1	0+0	19:50.1
6	107	WICKER Anja	GER	LW10.5	90	6:20.8	2	13:25.7	6	22:10.1	+49.7	19:57.1	0+1	19:57.1
7	106	PAVLENKO Lyudmyla	UKR	LW11	94	6:32.5	6	14:08.7	9	21:34.8	+1:08.8	20:17.1	0+2	20:17.1
8	102	IOVLEVA Maria	RUS	LW12	100	6:22.7	3	13:58.6	8	20:25.1	+1:12.7	20:25.1	0+2	20:25.1
9	109	HRAFEYEVA Lidziya	BLR	LW12	100	6:41.3	8	13:36.9	7	20:45.8	+1:33.4	20:45.8	0+0	20:45.8
10	108	ABDIKARIMOVA Akzhana	RUS	LW10.5	90	7:35.8	10	17:02.0	10	26:35.0	+5:14.6	23:55.5	1+3	23:55.5

Weather	Snow Condition	Temperatures		Competitors				
		Air	Snow	Entries	Ranked	DSQ	DNF	DNS
Sunny	Soft	8.6°C	0.0°C	10	10	0	0	0

IPC TD  
  
APEDAILE Len (CAN)

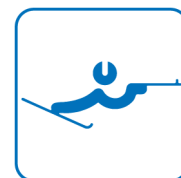
Competition Secretary  
  
MOKEROVA Elena (RUS)

**NOTE**

All times except "Real Time" are calculated times. Calculated time is the real time multiplied by the athlete's percentage.  
Delta - Time difference of the competitor's real time and his/her real time equal to the winners result (skiing time)

**LEGEND**

DNF Did not finish    DNS Did not start    DSQ Disqualified    Rk Rank



SAT 8 MAR 2014  
Start Time 13:05

## Official Results


### Официальные Результаты


Jury		Course Information	
IPC Technical Delegate	APEDAILE Len (CAN)	Course Name:	2 km blue
Assistant IPC Technical Delegate	MAGAND Guy (FRA)	Height Difference (HD)	26 m
Assistant IPC Technical Delegate	KELLER Ruedi (SUI)	Maximum Climb (MC)	21 m
IPC Race Director	NEESER Hans-Peter (SUI)	Total Climb (TC)	186 m
Jury Member	LARSON Gary (USA)	Length of Lap	1991 m
Chief of Competition	MARKOV Andrey (RUS)	Number of Laps	3

Rank	Bib	Name	NPC Code	Sport Class	%	2.0 km	Rk	4.0 km	Rk	Real Time	Delta	Calculated Time	Missed shots	Result
1	141	LYSOVA Mikhailina Guide: IVANOV Alexey	RUS	B2	98	5:54.8	1	12:43.1	1	20:27.8		20:03.2	0+0	<b>20:03.2</b>
2	142	BUDALEEVA Iuliia Guide: MALTSEVA Tatiana	RUS	B2	98	7:14.3	5	14:02.9	3	20:56.8	+29.0	20:31.7	2+0	<b>20:31.7</b>
3	144	SHYSHKOVA Oksana Guide: NESTERENKO Lada	UKR	B2	98	6:23.1	2	13:40.2	2	21:14.5	+46.7	20:49.0	0+0	<b>20:49.0</b>
4	143	REMIZOVA Elena Guide: YAKIMOVA Natalia	RUS	B2	98	7:33.8	6	14:41.8	5	21:34.7	+1:06.9	21:08.8	2+0	<b>21:08.8</b>
5	145	HOESCH Vivian Guide: SCHLEE Norman	GER	B1	87	6:58.6	4	14:26.3	4	24:47.6	+1:44.6	21:34.2	0+0	<b>21:34.2</b>
6	148	SKORABAHATAYA Yadviha Guide: NAFRANOVICH Iryna	BLR	B2	98	6:50.3	3	15:22.1	6	23:18.9	+2:51.1	22:50.9	0+2	<b>22:50.9</b>
7	146	GORBOUNOVA Margarita Guide: BUNDON Andrea	CAN	B3	100	9:10.1	7	18:01.8	7	26:17.8	+6:14.6	26:17.8	2+0	<b>26:17.8</b>

Did not finish			
147	PRYLUTSKA Olga	UKR	B3 100

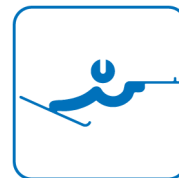
Weather	Snow Condition	Temperatures		Competitors				
		Air	Snow	Entries	Ranked	DSQ	DNF	DNS
Sunny	Soft	11.0°C	0.0°C	8	7	0	1	0

IPC TD  
  
APEDAILE Len (CAN)

Competition Secretary  
  
MOKEROVA Elena (RUS)

**NOTE**  
All times except "Real Time" are calculated times. Calculated time is the real time multiplied by the athlete's percentage.  
Delta - Time difference of the competitor's real time and his/her real time equal to the winners result (skiing time)

**LEGEND**  
DNF Did not finish    DNS Did not start    DSQ Disqualified    Rk Rank



TUE 11 MAR 2014  
Start Time 13:20

**Official Results**  
Официальные Результаты

Jury		Course Information	
IPC Technical Delegate	APEDAILE Len (CAN)	Course Name:	2.5 km blue
Assistant IPC Technical Delegate	MAGAND Guy (FRA)	Height Difference (HD)	26 m
Assistant IPC Technical Delegate	KELLER Ruedi (SUI)	Maximum Climb (MC)	21 m
IPC Race Director	NEESER Hans-Peter (SUI)	Total Climb (TC)	375 m
Jury Member	LARSON Gary (USA)	Length of Lap	2347 m
Chief of Competition	MARKOV Andrey (RUS)	Number of Laps	5

Rank	Bib	Name	NPC Code	Sport Class	%	2.5 km	Rk	7.5 km	Rk	Real Time	Delta	Calculated Time	Missed shots	Result
1	18	KARACHURIN Azat	RUS	LW5/7	88	5:46.8	1	17:40.0	1	33:31.4		33:31.4	0+0+0+1	29:30.0
2	16	ULSET Nils-Erik	NOR	LW3	89	5:50.5	2	17:55.1	2	34:10.1	+1:01.3	34:10.1	0+0+0+2	30:24.6
3	17	ARENDZ Mark	CAN	LW6	96	6:10.4	6	18:39.2	4	31:47.3	+1:03.6	31:47.3	0+0+1+0	30:31.0
4	11	PRONKOV Aleksandr	RUS	LW5/7	88	6:06.7	3	18:15.1	3	34:48.3	+1:16.9	34:48.3	0+0+0+2	30:37.7
5	9	KODLOZEROV Ivan	RUS	LW8	97	6:18.8	9	18:59.8	8	32:04.8	+1:40.1	32:04.8	1+0+0+0	31:07.1
6	12	MIKHAYLOV Kirill	RUS	LW4	97	6:23.1	10	18:58.4	7	32:07.1	+1:42.4	32:07.1	1+0+1+1	31:09.3
7	14	VOVCHYNSKYI Grygorii	UKR	LW8	97	6:08.2	4	18:50.9	5	32:24.6	+1:59.9	32:24.6	1+0+1+1	31:26.3
8	13	IAREMCHUK Aleksandr	RUS	LW6	96	6:10.3	5	18:55.9	6	32:48.0	+2:04.3	32:48.0	0+1+0+1	31:29.3
9	10	DAVIET Benjamin	FRA	LW2	92	6:13.2	8	19:42.4	9	34:47.8	+2:43.9	34:47.8	1+0+2+0	32:00.8
10	8	SATO Keiichi	JPN	LW8	97	6:11.8	7	19:43.4	10	33:40.1	+3:15.4	33:40.1	0+0+1+0	32:39.5
11	5	SILCHANKA Sjarhei	BLR	LW8	97	6:42.5	13	20:37.2	14	34:08.7	+3:44.0	34:08.7	1+1+1+0	33:07.2
12	15	REPTYUKH Ihor	UKR	LW8	97	6:43.0	14	19:55.3	12	34:16.6	+3:51.9	34:16.6	2+1+2+3	33:14.9
13	6	SYTNYK Vitalii	UKR	LW6	96	6:33.0	12	19:48.7	11	34:39.4	+3:55.7	34:39.4	0+0+0+2	33:16.2
14	7	MAYSTRENKO Vladyslav	UKR	LW8	97	6:28.0	11	20:23.7	13	34:33.4	+4:08.7	34:33.4	1+2+0+1	33:31.2
15	4	KURZ Michael	AUT	LW9	90	8:05.0	17	22:03.5	15	38:42.3	+5:55.6	38:42.3	4+2+0+0	34:50.1
16	1	SKUPIEN Witold	POL	LW5/7	88	7:51.4	16	23:14.2	17	41:56.4	+8:25.0	41:56.4	3+3+2+1	36:54.4
17	3	BERMEJO Omar	USA	LW6	96	7:13.5	15	23:01.2	16	38:56.3	+8:12.6	38:56.3	0+1+1+0	37:22.8
18	2	HARKONEN Juha	FIN	LW4	97	8:26.5	18	25:09.8	18	40:20.4	+9:55.7	40:20.4	3+1+3+0	39:07.8

Weather	Snow Condition	Temperatures		Competitors				
		Air	Snow	Entries	Ranked	DSQ	DNF	DNS
Rain	Wet	2.3°C	0.0°C	18	18	0	0	0

IPC TD  
  
APEDAILE Len (CAN)

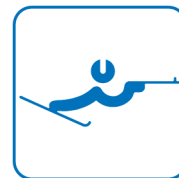
Competition Secretary  
  
MOKEROVA Elena (RUS)

**NOTE**

All times except "Real Time" are calculated times. Calculated time is the real time multiplied by the athlete's percentage.  
Delta - Time difference of the competitor's real time and his/her real time equal to the winners result (skiing time)

**LEGEND**

DNF Did not finish    DNS Did not start    DSQ Disqualified    Rk Rank



TUE 11 MAR 2014  
Start Time 10:48

## Official Results

### Официальные Результаты

Jury		Course Information	
IPC Technical Delegate	APEDAILE Len (CAN)	Course Name:	2,5 km red
Assistant IPC Technical Delegate	MAGAND Guy (FRA)	Height Difference (HD)	18 m
Assistant IPC Technical Delegate	KELLER Ruedi (SUI)	Maximum Climb (MC)	8 m
IPC Race Director	NEESER Hans-Peter (SUI)	Total Climb (TC)	215 m
Jury Member	LARSON Gary (USA)	Length of Lap	2389 m
Chief of Competition	MARKOV Andrey (RUS)	Number of Laps	5

Rank	Bib	Name	NPC Code	Sport Class	%	2.5 km	Rk	7.5 km	Rk	Real Time	Delta	Calculated Time	Missed shots	Result
1	69	PETUSHKOV Roman	RUS	LW12	100	6:49.8	2	20:59.8	1	34:48.8		34:48.8	0+0+0+0	34:48.8
2	66	BYCHENOK Alexey	RUS	LW12	100	6:56.7	3	21:23.9	2	35:29.7	+40.9	35:29.7	0+0+0+0	35:29.7
3	67	MURYGIN Grigory	RUS	LW12	100	7:12.0	5	21:29.2	3	35:59.6	+1:10.8	35:59.6	1+0+0+1	35:59.6
4	62	GONCHAROV Ivan	RUS	LW11.5	97	7:10.3	4	22:02.4	4	37:50.6	+1:57.2	37:50.6	0+0+0+0	36:42.5
5	64	SOULE Andrew	USA	LW12	100	7:19.3	6	22:24.3	6	37:04.7	+2:15.9	37:04.7	0+0+0+0	37:04.7
6	68	KUBO Kozo	JPN	LW11	94	7:33.0	9	22:41.1	7	39:57.8	+2:55.7	39:57.8	0+0+0+0	37:33.9
7	65	YAROVYI Maksym	UKR	LW10	86	6:46.4	1	22:11.2	5	43:42.6	+3:13.8	43:42.6	0+1+2+3	37:35.4
8	60	LOBAN Dzmitry	BLR	LW12	100	7:35.0	11	22:48.3	8	37:51.7	+3:02.9	37:51.7	0+0+0+0	37:51.7
9	58	FLEIG Martin	GER	LW11.5	97	7:24.4	7	23:05.1	9	39:25.1	+3:31.7	39:25.1	0+0+1+0	38:14.1
10	59	TKACHENKO Mykhaylo	UKR	LW12	100	7:24.6	8	23:15.9	10	38:48.4	+3:59.6	38:48.4	0+1+0+1	38:48.4
11	63	CNOSSSEN Daniel	USA	LW12	100	7:53.7	16	23:23.6	11	39:01.0	+4:12.2	39:01.0	1+0+1+1	39:01.0
12	56	HALSTED Sean	USA	LW11.5	97	7:33.9	10	24:02.1	13	40:46.1	+4:52.7	40:46.1	0+0+2+1	39:32.7
13	53	ROSIEK Kamil	POL	LW12	100	7:42.2	14	24:42.0	16	40:25.0	+5:36.2	40:25.0	0+2+0+1	40:25.0
14	61	MASIELLO Enzo	ITA	LW11	94	7:50.6	15	24:05.4	14	43:02.4	+6:00.3	43:02.4	1+1+1+2	40:27.5
15	54	KORNIKO Oleksandr	UKR	LW12	100	7:41.5	13	23:42.1	12	40:34.2	+5:45.4	40:34.2	0+0+0+2	40:34.2
16	55	WAGNER Jeremy	USA	LW11.5	97	7:36.4	12	24:34.3	15	42:06.9	+6:13.5	42:06.9	0+0+1+0	40:51.1
17	57	LARSEN Trygve Steinar	NOR	LW12	100	8:03.3	17	25:23.3	18	41:18.1	+6:29.3	41:18.1	1+1+2+0	41:18.1
18	52	GAJDICIAR Vladimir	SVK	LW12	100	8:13.9	18	25:22.1	17	41:19.4	+6:30.6	41:19.4	1+1+1+0	41:19.4
19	51	PEREZ Augusto Jose	USA	LW12	100	9:21.8	19	28:42.1	19	48:40.9	+13:52.1	48:40.9	1+0+2+4	48:40.9

Weather	Snow Condition	Temperatures		Competitors				
		Air	Snow	Entries	Ranked	DSQ	DNF	DNS
Rain	Wet	1.9°C	0.0°C	19	19	0	0	0

IPC TD  
  
APEDAILE Len (CAN)

Competition Secretary  
  
MOKEROVA Elena (RUS)

#### NOTE

All times except "Real Time" are calculated times. Calculated time is the real time multiplied by the athlete's percentage.  
Delta - Time difference of the competitor's real time and his/her real time equal to the winners result (skiing time)

#### LEGEND

DNF Did not finish    DNS Did not start    DSQ Disqualified    Rk Rank





TUE 11 MAR 2014  
Start Time 14:45

**Official Results**  
Официальные Результаты

Jury		Course Information	
IPC Technical Delegate	APEDAILE Len (CAN)	Course Name:	2.5 km blue
Assistant IPC Technical Delegate	MAGAND Guy (FRA)	Height Difference (HD)	26 m
Assistant IPC Technical Delegate	KELLER Ruedi (SUI)	Maximum Climb (MC)	21 m
IPC Race Director	NEESER Hans-Peter (SUI)	Total Climb (TC)	375 m
Jury Member	LARSON Gary (USA)	Length of Lap	2347 m
Chief of Competition	MARKOV Andrey (RUS)	Number of Laps	5

Rank	Bib	Name	NPC Code	Sport Class	%	2.5 km	Rk	7.5 km	Rk	Real Time	Delta	Calculated Time	Missed shots	Result
1	39	LUKYANENKO Vitaliy Guide: BABAR Borys	UKR	B3	100	6:05.2	2	18:49.4	1	31:04.0		31:04.0	0+0+0+0	31:04.0
2	40	POLUKHIN Nikolay Guide: TOKAREV Andrey	RUS	B2	98	6:05.3	3	18:56.6	2	31:52.6	+10.6	31:52.6	0+0+1+0	31:14.3
3	33	SHAPTSIABOI Vasili Guide: LEBEDZEU Mikhail	BLR	B2	98	7:01.1	8	19:49.2	3	32:38.2	+56.2	32:38.2	2+1+0+1	31:59.0
4	36	UTKIN Iurii Guide: KAZAKOV Vitaliy	UKR	B3	100	6:20.2	4	19:50.1	4	32:04.5	+1:00.5	32:04.5	0+0+0+0	32:04.5
5	35	PONOMAREV Oleg Guide: ROMANOV Andrei	RUS	B3	100	6:34.7	6	19:59.8	5	32:57.7	+1:53.7	32:57.7	0+0+0+0	32:57.7
6	32	RESHETYNSKIY Iaroslav Guide: KHURTYK Dmytro	UKR	B3	100	6:41.0	7	20:25.4	6	33:21.9	+2:17.9	33:21.9	0+0+0+0	33:21.9
7	31	SHULGA Dmytro Guide: GERGARDT Artur	UKR	B2	98	6:23.7	5	21:28.9	7	36:27.7	+4:45.7	36:50.7	0+0+0+0	35:43.9

Did not finish														
38	KOVALEVSKIY Anatolii	UKR	B2	98	6:03.7	1	22:43.8	8					0+0+3	

Did not start														
34	BREM Wilhelm	GER	B1	87										
37	UDALTCOV Vladimir	RUS	B3	100										

Time Adjustments														
31	SHULGA Dmytro	UKR	B2	98			IPC 328.13.4							-23.0

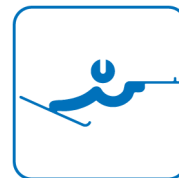
Weather	Snow Condition	Temperatures		Competitors				
		Air	Snow	Entries	Ranked	DSQ	DNF	DNS
Rain	Wet	2.8°C	0.0°C	10	7	0	1	2

IPC TD  
  
APEDAILE Len (CAN)

Competition Secretary  
  
MOKEROVA Elena (RUS)

**NOTE**  
All times except "Real Time" are calculated times. Calculated time is the real time multiplied by the athlete's percentage.  
Delta - Time difference of the competitor's real time and his/her real time equal to the winners result (skiing time)

**LEGEND**  
DNF Did not finish    DNS Did not start    DSQ Disqualified    Rk Rank



TUE 11 MAR 2014  
Start Time 13:00

## Official Results

### Официальные Результаты

Jury		Course Information	
IPC Technical Delegate	APEDAILE Len (CAN)	Course Name:	2 km blue
Assistant IPC Technical Delegate	MAGAND Guy (FRA)	Height Difference (HD)	26 m
Assistant IPC Technical Delegate	KELLER Ruedi (SUI)	Maximum Climb (MC)	21 m
IPC Race Director	NEESER Hans-Peter (SUI)	Total Climb (TC)	310 m
Jury Member	LARSON Gary (USA)	Length of Lap	1991 m
Chief of Competition	MARKOV Andrey (RUS)	Number of Laps	5

Rank	Bib	Name	NPC Code	Sport Class	%	2.0 km	Rk	6.0 km	Rk	Real Time	Delta	Calculated Time	Missed shots	Result
1	133	KAUFMAN Alena	RUS	LW8	97	6:23.9	7	18:16.2	1	30:52.7		30:52.7	1+0+0+0	<b>29:57.1</b>
2	131	KONONOVA Oleksandra	UKR	LW8	97	5:44.4	1	18:31.4	3	31:30.4	+37.7	31:30.4	0+0+1+0	<b>30:33.7</b>
3	125	BRATIUK Natalia	RUS	LW8	97	5:57.0	2	18:26.7	2	31:55.0	+1:02.3	31:55.0	0+0+0+1	<b>30:57.6</b>
4	124	LIASHENKO Liudmyla	UKR	LW8	97	6:17.7	4	18:48.3	4	31:59.2	+1:06.5	31:59.2	0+0+0+0	<b>31:01.6</b>
5	126	BATENKOVA Iuliia	UKR	LW6	96	6:21.7	5	19:12.3	5	33:23.9	+2:11.9	33:23.9	0+0+1+1	<b>32:03.7</b>
6	132	MILENINA Anna	RUS	LW8	97	6:40.1	9	19:56.3	8	33:13.6	+2:20.9	33:13.6	2+0+1+1	<b>32:13.8</b>
7	128	BUI Iryna	UKR	LW8	97	6:22.6	6	19:43.9	6	33:48.3	+2:55.6	33:48.3	0+0+0+0	<b>32:47.5</b>
8	129	JARVELA Maija	FIN	LW8	97	6:37.2	8	20:14.6	9	34:22.3	+3:29.6	34:22.3	1+0+1+0	<b>33:20.4</b>
9	127	DEKIJIMA Momoko	JPN	LW6	96	6:08.6	3	19:55.7	7	34:44.5	+3:32.5	34:44.5	0+1+1+1	<b>33:21.1</b>
10	122	NOVAGLIO Pamela	ITA	LW6	96	6:47.0	10	20:45.0	10	36:24.6	+5:12.6	36:24.6	0+0+0+1	<b>34:57.2</b>
11	121	BISSON Caroline	CAN	LW6	96	8:21.3	12	24:28.1	12	41:33.6	+10:21.6	41:33.6	2+0+1+0	<b>39:53.9</b>

Did not finish														
123	VARONA Larysa	BLR	LW8	97	7:06.7	11	22:03.9	11					1+0+2	

Did not start														
130	OTA Shoko	JPN	LW8	97										

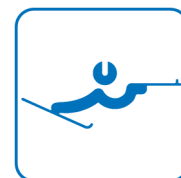
Weather	Snow Condition	Temperatures		Competitors				
		Air	Snow	Entries	Ranked	DSQ	DNF	DNS
Rain	Wet	2.3°C	0.0°C	13	11	0	1	1

IPC TD  
  
APEDAILE Len (CAN)

Competition Secretary  
  
MOKEROVA Elena (RUS)

**NOTE**  
All times except "Real Time" are calculated times. Calculated time is the real time multiplied by the athlete's percentage.  
Delta - Time difference of the competitor's real time and his/her real time equal to the winners result (skiing time)

**LEGEND**  
DNF Did not finish    DNS Did not start    DSQ Disqualified    Rk Rank



TUE 11 MAR 2014  
Start Time 10:00

## Official Results

### Официальные Результаты

Jury		Course Information	
IPC Technical Delegate	APEDAILE Len (CAN)	Course Name:	2 km red
Assistant IPC Technical Delegate	MAGAND Guy (FRA)	Height Difference (HD)	11 m
Assistant IPC Technical Delegate	KELLER Ruedi (SUI)	Maximum Climb (MC)	8 m
IPC Race Director	NEESER Hans-Peter (SUI)	Total Climb (TC)	140 m
Jury Member	LARSON Gary (USA)	Length of Lap	1889 m
Chief of Competition	MARKOV Andrey (RUS)	Number of Laps	5

Rank	Bib	Name	NPC Code	Sport Class	%	2.0 km	Rk	6.0 km	Rk	Real Time	Delta	Calculated Time	Missed shots	Result
1	104	WICKER Anja	GER	LW10.5	90	6:42.7	4	19:59.4	1	36:33.8		36:33.8	0+0+0+0	<b>32:54.4</b>
2	110	KONOVALOVA Svetlana	RUS	LW12	100	6:39.8	3	20:17.2	2	33:36.7	+42.3	33:36.7	0+0+1+1	<b>33:36.7</b>
3	105	PAVLENKO Lyudmyla	UKR	LW11	94	6:55.8	6	21:40.3	5	36:34.3	+1:33.9	36:34.3	0+0+2+0	<b>34:22.6</b>
4	107	IURKOVSKA Olena	UKR	LW12	100	7:46.2	8	21:46.4	6	34:49.2	+1:54.8	34:49.2	2+1+0+0	<b>34:49.2</b>
5	103	ABDIKARIMOVA Akzhana	RUS	LW10.5	90	7:02.0	7	21:16.6	3	39:06.0	+2:32.2	39:06.0	0+0+0+0	<b>35:11.4</b>
6	106	ZAYNULLINA Marta	RUS	LW12	100	6:36.2	2	21:36.7	4	36:22.4	+3:28.0	36:22.4	0+0+2+2	<b>36:22.4</b>
7	102	HRAFEYEVA Lidziya	BLR	LW12	100	6:46.4	5	22:31.9	7	36:56.5	+4:02.1	36:56.5	0+3+0+1	<b>36:56.5</b>
8	101	MASTERS Oksana	USA	LW12	100	8:42.4	9	26:03.9	8	40:22.8	+7:28.4	40:22.8	2+2+3+2	<b>40:22.8</b>

Disqualified														
109	IOVLEVA Maria	RUS	LW12	100										IPC 352.2.2

Did not finish														
108	ESKAU Andrea	GER	LW11	94	6:27.3	1								0+1+4

Weather	Snow Condition	Temperatures		Competitors				
		Air	Snow	Entries	Ranked	DSQ	DNF	DNS
Rain	Wet	1.9°C	0.0°C	10	8	1	1	0

IPC TD  
  
APEDAILE Len (CAN)

Competition Secretary  
  
MOKEROVA Elena (RUS)

#### NOTE

All times except "Real Time" are calculated times. Calculated time is the real time multiplied by the athlete's percentage.

Delta - Time difference of the competitor's real time and his/her real time equal to the winners result (skiing time)

#### LEGEND

DNF Did not finish    DNS Did not start    DSQ Disqualified    Rk Rank

Bib 109 IOVLEVA Maria (RUS) made 6 shots at third shooting



TUE 11 MAR 2014  
Start Time 14:30

## Official Results

### Официальные Результаты

Jury		Course Information	
IPC Technical Delegate	APEDAILE Len (CAN)	Course Name:	2 km blue
Assistant IPC Technical Delegate	MAGAND Guy (FRA)	Height Difference (HD)	26 m
Assistant IPC Technical Delegate	KELLER Ruedi (SUI)	Maximum Climb (MC)	21 m
IPC Race Director	NEESER Hans-Peter (SUI)	Total Climb (TC)	310 m
Jury Member	LARSON Gary (USA)	Length of Lap	1991 m
Chief of Competition	MARKOV Andrey (RUS)	Number of Laps	5

Rank	Bib	Name	NPC Code	Sport Class	%	2.0 km	Rk	6.0 km	Rk	Real Time	Delta	Calculated Time	Missed shots	Result
1	144	LYSOVA Mikhailina Guide: IVANOV Alexey	RUS	B2	98	5:43.5	1	18:02.9	1	30:48.5		30:48.5	0+1+0+1	30:11.5
2	143	BUDALEEVA Iuliia Guide: MALTSEVA Tatiana	RUS	B2	98	6:34.8	2	18:54.7	2	31:16.4	+27.9	31:16.4	1+0+0+0	30:38.9
3	142	SHYSHKOVA Oksana Guide: NESTERENKO Lada	UKR	B2	98	6:38.9	3	20:58.9	3	35:44.3	+4:55.8	35:44.3	1+2+0+1	35:01.4
4	141	PRYLUTSKA Olga Guide: MOGYLNYI Volodymyr	UKR	B3	100	7:32.1	4	26:50.5	4	44:01.6	+13:50.1	44:01.6	0+2+2+2	44:01.6

Weather	Snow Condition	Temperatures		Competitors				
		Air	Snow	Entries	Ranked	DSQ	DNF	DNS
Rain	Wet	2.8°C	0.0°C	4	4	0	0	0

IPC TD
APEDAILE Len (CAN)

Competition Secretary
MOKEROVA Elena (RUS)

#### NOTE

All times except "Real Time" are calculated times. Calculated time is the real time multiplied by the athlete's percentage.  
Delta - Time difference of the competitor's real time and his/her real time equal to the winners result (skiing time)

#### LEGEND

DNF Did not finish    DNS Did not start    DSQ Disqualified    Rk Rank



FRI 14 MAR 2014  
Start Time 13:58

## Official Results

### Официальные Результаты

Jury		Course Information	
IPC Technical Delegate	APEDAILE Len (CAN)	Course Name:	3 km blue
Assistant IPC Technical Delegate	MAGAND Guy (FRA)	Height Difference (HD)	32 m
Assistant IPC Technical Delegate	KELLER Ruedi (SUI)	Maximum Climb (MC)	32 m
IPC Race Director	NEESER Hans-Peter (SUI)	Total Climb (TC)	445 m
Jury Member	LARSON Gary (USA)	Length of Lap	2830 m
Chief of Competition	MARKOV Andrey (RUS)	Number of Laps	5

Rank	Bib	Name	NPC Code	Sport Class	%	3.0 km	Rk	9.0 km	Rk	Real Time	Delta	Calculated Time	Missed shots	Result
1	14	VOVCHYNSKYI Grygorii	UKR	LW8	97	6:51.6	2	22:04.0	1	38:51.0		37:41.1	0+0+0+0	37:41.1
2	16	ULSET Nils-Erik	NOR	LW3	89	7:00.0	4	22:19.3	2	42:24.1	+3.5	37:44.2	0+0+0+0	37:44.2
3	12	MIKHAYLOV Kirill	RUS	LW4	97	7:11.5	7	22:41.6	3	38:55.7	+4.7	37:45.6	0+0+0+0	37:45.6
4	18	KARACHURIN Azat	RUS	LW5/7	88	6:47.7	1	22:55.3	4	42:17.0	-32.4	37:12.6	0+0+1+0	38:12.6
5	10	LEKOMTCEV Vladislav	RUS	LW6	96	6:52.6	3	23:48.5	8	38:21.2	-54.1	36:49.2	0+2+0+0	38:49.2
6	11	PRONKOV Aleksandr	RUS	LW5/7	88	7:00.1	5	23:01.9	5	42:06.8	-42.6	37:03.6	0+1+0+1	39:03.6
7	13	IAREMCHUK Aleksandr	RUS	LW6	96	8:11.3	13	23:26.5	6	39:21.3	+6.0	37:46.8	1+0+0+1	39:46.8
8	9	KODLOZEROV Ivan	RUS	LW8	97	7:09.6	6	23:58.0	10	40:19.6	+1:28.6	39:07.0	0+1+0+0	40:07.0
9	15	REPTYUKH Ihor	UKR	LW8	97	8:01.9	11	25:08.9	13	38:20.2	-30.8	37:11.2	1+1+1+0	40:11.2
10	8	SATO Keiichi	JPN	LW8	97	7:21.1	9	23:36.6	7	41:34.4	+2:43.4	40:19.6	0+0+0+0	40:19.6
11	17	ARENDZ Mark	CAN	LW6	96	8:05.6	12	23:56.8	9	40:10.6	+55.3	38:34.2	1+0+0+1	40:34.2
12	5	SILCHANKA Siarhei	BLR	LW8	97	7:18.5	8	24:31.4	11	40:52.3	+2:01.3	39:38.7	0+0+1+0	40:38.7
13	6	SYTNYK Vitalii	UKR	LW6	96	7:32.9	10	24:33.0	12	43:33.6	+4:18.3	41:49.1	0+0+0+0	41:49.1
14	7	MAYSTRENKO Vladyslav	UKR	LW8	97	9:28.9	16	26:54.7	14	43:30.1	+4:39.1	42:11.8	2+0+0+1	45:11.8
15	2	HARKONEN Juha	FIN	LW4	97	9:26.2	15	28:26.7	15	45:36.9	+6:45.9	44:14.8	1+1+0+1	47:14.8
16	4	KURZ Michael	AUT	LW9	90	8:52.2	14	30:55.2	17	46:58.8	+5:06.5	42:16.9	1+4+1+1	49:16.9
17	3	BERMEJO Omar	USA	LW6	96	9:39.2	17	30:23.7	16	48:17.7	+9:02.4	46:21.8	1+2+0+0	49:21.8
18	1	SKUPIEN Witold	POL	LW5/7	88	12:57.2	18	32:56.6	18	49:43.2	+6:53.8	43:45.2	5+1+1+1	51:45.2

Weather	Snow Condition	Temperatures		Competitors				
		Air	Snow	Entries	Ranked	DSQ	DNF	DNS
Cloudy	Soft	-0.4°C	0.0°C	18	18	0	0	0

IPC TD  
  
APEDAILE Len (CAN)

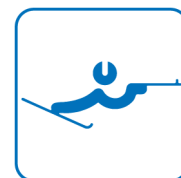
Competition Secretary  
  
MOKEROVA Elena (RUS)

#### NOTE

All times except "Real Time" are calculated times. Calculated time is the real time multiplied by the athlete's percentage.  
Delta - Time difference of the competitor's real time and his/her real time equal to the winners result (skiing time)

#### LEGEND

DNF Did not finish    DNS Did not start    DSQ Disqualified    Rk Rank



FRI 14 MAR 2014  
Start Time 10:00

## Official Results

### Официальные Результаты

Jury		Course Information	
IPC Technical Delegate	APEDAILE Len (CAN)	Course Name:	3 km red
Assistant IPC Technical Delegate	MAGAND Guy (FRA)	Height Difference (HD)	18 m
Assistant IPC Technical Delegate	KELLER Ruedi (SUI)	Maximum Climb (MC)	9 m
IPC Race Director	NEESER Hans-Peter (SUI)	Total Climb (TC)	260 m
Jury Member	LARSON Gary (USA)	Length of Lap	2823 m
Chief of Competition	MARKOV Andrey (RUS)	Number of Laps	5

Rank	Bib	Name	NPC Code	Sport Class	%	3.0 km	Rk	9.0 km	Rk	Real Time	Delta	Calculated Time	Missed shots	Result
1	72	PETUSHKOV Roman	RUS	LW12	100	7:58.3	2	25:04.6	1	42:20.8		42:20.8	0+0+0+0	42:20.8
2	70	MURYGIN Grigory	RUS	LW12	100	7:57.3	1	26:16.9	2	42:25.7	+4.9	42:25.7	0+1+0+1	44:25.7
3	69	DAVIDOVICH Aleksandr	RUS	LW12	100	8:36.5	7	26:51.1	4	44:46.2	+2:25.4	44:46.2	0+0+0+0	44:46.2
4	67	SOULE Andrew	USA	LW12	100	8:25.0	3	26:30.7	3	44:52.6	+2:31.8	44:52.6	0+0+0+0	44:52.6
5	65	GONCHAROV Ivan	RUS	LW11.5	97	8:29.1	6	26:51.8	5	46:52.4	+3:13.0	45:28.0	0+0+0+0	45:28.0
6	71	KUBO Kozo	JPN	LW11	94	8:57.1	10	27:28.6	6	49:04.1	+4:01.1	46:07.5	0+0+0+0	46:07.5
7	63	LOBAN Dzmitry	BLR	LW12	100	8:55.8	9	27:37.6	7	46:12.9	+3:52.1	46:12.9	0+0+0+0	46:12.9
8	61	FLEIG Martin	GER	LW11.5	97	8:43.5	8	27:55.3	8	46:43.6	+3:04.2	45:19.5	0+1+0+0	46:19.5
9	59	LARSEN Trygve Steinar	NOR	LW12	100	9:01.8	11	28:13.9	9	46:58.6	+4:37.8	46:58.6	0+0+0+0	46:58.6
10	66	CNOSEN Daniel	USA	LW12	100	9:51.0	14	29:46.6	13	46:27.8	+4:07.0	46:27.8	1+1+0+0	48:27.8
11	57	HALSTED Sean	USA	LW11.5	97	9:55.2	15	29:46.2	12	47:57.4	+4:18.0	46:31.1	1+0+1+0	48:31.1
12	68	YAROVYI Maksym	UKR	LW10	86	8:25.2	4	31:08.8	18	51:06.2	+1:51.8	43:56.9	0+1+4+0	48:56.9
13	55	KORNIKO Oleksandr	UKR	LW12	100	10:05.8	17	30:04.9	14	47:17.0	+4:56.2	47:17.0	1+1+0+0	49:17.0
14	60	ROSIQUE Romain	FRA	LW11	94	9:09.2	12	29:02.7	10	51:25.8	+6:22.8	48:20.7	0+0+0+1	49:20.7
15	62	TKACHENKO Mykhaylo	UKR	LW12	100	8:29.0	5	30:22.0	15	46:23.6	+4:02.8	46:23.6	0+1+2+0	49:23.6
16	53	GAJDIČIAR Vladimir	SVK	LW12	100	9:23.5	13	29:04.8	11	48:36.7	+6:15.9	48:36.7	0+0+0+1	49:36.7
17	54	ROSIEK Kamil	POL	LW12	100	10:06.3	18	30:29.2	16	47:39.7	+5:18.9	47:39.7	1+0+1+2	51:39.7
18	56	WAGNER Jeremy	USA	LW11.5	97	10:09.1	19	30:54.1	17	50:55.1	+7:15.7	49:23.4	1+0+1+1	52:23.4
19	51	PIKE Aaron	USA	LW11.5	97	10:04.7	16	33:12.7	19	48:29.0	+4:49.6	47:01.7	1+2+2+3	55:01.7
20	64	MASIELLO Enzo	ITA	LW11	94	10:57.7	20	34:12.7	21	50:39.4	+5:36.4	47:37.0	2+3+1+2	55:37.0
21	52	DODSON Travis	USA	LW12	100	11:56.1	21	33:27.5	20	50:40.5	+8:19.7	50:40.5	2+0+1+2	55:40.5

Did not finish										
58	LUKYANENKA Yauheni	BLR	LW12	100	11:59.7	22				3+2

Weather	Snow Condition	Temperatures		Competitors				
		Air	Snow	Entries	Ranked	DSQ	DNF	DNS
Mostly cloudy	Soft	-1.9°C	0.0°C	22	21	0	1	0

IPC TD  
  
APEDAILE Len (CAN)

Competition Secretary  
  
MOKEROVA Elena (RUS)

**NOTE**  
All times except "Real Time" are calculated times. Calculated time is the real time multiplied by the athlete's percentage.  
Delta - Time difference of the competitor's real time and his/her real time equal to the winners result (skiing time)

**LEGEND**  
DNF Did not finish    DNS Did not start    DSQ Disqualified    Rk Rank



FRI 14 MAR 2014  
Start Time 15:25

## Official Results

### Официальные Результаты

Jury		Course Information	
IPC Technical Delegate	APEDAILE Len (CAN)	Course Name:	3 km blue
Assistant IPC Technical Delegate	MAGAND Guy (FRA)	Height Difference (HD)	32 m
Assistant IPC Technical Delegate	KELLER Ruedi (SUI)	Maximum Climb (MC)	32 m
IPC Race Director	NEESER Hans-Peter (SUI)	Total Climb (TC)	445 m
Jury Member	LARSON Gary (USA)	Length of Lap	2830 m
Chief of Competition	MARKOV Andrey (RUS)	Number of Laps	5

Rank	Bib	Name	NPC	Sport Class	%	3.0 km	Rk	9.0 km	Rk	Real Time	Delta	Calculated Time	Missed shots	Result
1	42	POLUKHIN Nikolay Guide: TOKAREV Andrey	RUS	B2	98	6:50.0	1	21:53.3	1	37:27.9		36:42.9	0+0+0+0	<b>36:42.9</b>
2	39	KOVALEVSKIY Anatolii Guide: MUKSHYN Oleksandr	UKR	B2	98	7:00.6	2	23:15.1	3	38:03.9	+36.0	37:18.2	0+1+0+0	<b>38:18.2</b>
3	40	LUKYANENKO Vitaliy Guide: BABAR Borys	UKR	B3	100	8:05.8	8	23:24.6	5	37:21.6	+38.7	37:21.6	1+0+0+0	<b>38:21.6</b>
3	41	CHOKHLAEV Stanislav Guide: PIROGOV Maksim	RUS	B1	87	7:04.3	3	23:22.4	4	42:56.5	+44.4	37:21.6	0+1+0+0	<b>38:21.6</b>
5	38	UTKIN Iurii Guide: KAZAKOV Vitaliy	UKR	B3	100	7:04.9	4	23:13.9	2	39:11.0	+2:28.1	39:11.0	0+0+0+0	<b>39:11.0</b>
6	35	SHAPTSIABOI Vasili Guide: LEBEDZEU Mikhail	BLR	B2	98	7:06.2	5	24:36.3	7	38:16.0	+48.1	37:30.1	0+1+1+1	<b>40:30.1</b>
7	34	RESHETYNSKIY Iaroslav Guide: KHURTYK Dmytro	UKR	B3	100	7:35.5	6	24:32.2	6	41:19.5	+4:36.6	41:19.5	0+0+0+0	<b>41:19.5</b>
8	33	ARTEMOV Aleksander Guide: CHEREPANOV Ilya	RUS	B1	87	8:52.1	11	25:30.1	10	46:29.5	+4:17.4	40:26.9	1+0+0+0	<b>41:26.9</b>
9	36	BREM Wilhelm Guide: GRIMM Florian	GER	B1	87	8:37.2	9	24:51.8	8	45:23.4	+3:11.3	39:29.4	1+0+0+2	<b>42:29.4</b>
10	37	PONOMAREV Oleg Guide: ROMANOV Andrei	RUS	B3	100	8:47.0	10	25:22.7	9	40:35.0	+3:52.1	40:35.0	1+0+0+1	<b>42:35.0</b>
11	32	SHULGA Dmytro Guide: GERGARDT Artur	UKR	B2	98	7:58.2	7	26:39.8	11	44:09.1	+6:41.2	43:16.1	0+0+1+0	<b>44:16.1</b>
12	31	BURTON Kevin Guide: CHAMBERLAIN David	USA	B2	98	10:08.8	12	29:18.5	12	43:09.8	+5:41.9	42:18.0	2+1+1+2	<b>48:18.0</b>

Weather	Snow Condition	Temperatures		Competitors				
		Air	Snow	Entries	Ranked	DSQ	DNF	DNS
Cloudy	Soft	-0.8°C	0.0°C	12	12	0	0	0

IPC TD  
  
APEDAILE Len (CAN)

Competition Secretary  
  
MOKEROVA Elena (RUS)

#### NOTE

All times except "Real Time" are calculated times. Calculated time is the real time multiplied by the athlete's percentage.  
Delta - Time difference of the competitor's real time and his/her real time equal to the winners result (skiing time)

#### LEGEND

DNF Did not finish    DNS Did not start    DSQ Disqualified    Rk Rank



FRI 14 MAR 2014  
Start Time 12:30

## Official Results

### Официальные Результаты

Jury		Course Information	
IPC Technical Delegate	APEDAILE Len (CAN)	Course Name:	2.5 km blue
Assistant IPC Technical Delegate	MAGAND Guy (FRA)	Height Difference (HD)	26 m
Assistant IPC Technical Delegate	KELLER Ruedi (SUI)	Maximum Climb (MC)	21 m
IPC Race Director	NEESER Hans-Peter (SUI)	Total Climb (TC)	375 m
Jury Member	LARSON Gary (USA)	Length of Lap	2374 m
Chief of Competition	MARKOV Andrey (RUS)	Number of Laps	5

Rank	Bib	Name	NPC Code	Sport Class	%	2.5 km	Rk	7.5 km	Rk	Real Time	Delta	Calculated Time	Missed shots	Result
1	130	KONONOVA Oleksandra	UKR	LW8	97	10:09.7	2	26:04.6	5	40:43.9		39:30.6	0+0+1+0	40:30.6
2	132	KAUFMAN Alena	RUS	LW8	97	10:12.7	4	25:54.0	4	40:46.1	-59.7	39:32.7	0+0+1+0	40:32.7
3	125	BRATIUK Natalia	RUS	LW8	97	10:24.1	5	25:50.6	3	42:17.0	+31.2	41:00.9	0+0+0+0	41:00.9
4	131	MILENINA Anna	RUS	LW8	97	10:12.2	3	25:49.1	2	40:26.9	-1:18.9	39:14.1	0+1+0+1	41:14.1
5	124	LIASHENKO Liudmyla	UKR	LW8	97	10:46.2	6	27:21.2	7	42:45.3	+59.5	41:28.3	0+1+0+0	42:28.3
6	126	BATENKOVA Iuliia	UKR	LW6	96	11:39.7	10	27:54.4	8	42:11.1	-0.8	40:29.9	1+1+0+0	42:29.9
7	127	DEKIJIMA Momoko	JPN	LW6	96	7:09.6	1	22:59.6	1	44:28.7	+2:16.8	42:42.0	0+0+0+0	42:42.0
8	129	JARVELA Maija	FIN	LW8	97	10:49.4	7	26:44.7	6	43:50.0	+2:04.2	42:31.1	0+0+0+1	43:31.1
9	128	BUI Iryna	UKR	LW8	97	11:07.9	8	27:55.0	9	43:57.7	+2:11.9	42:38.6	0+0+1+0	43:38.6
10	122	NOVAGLIO Pamela	ITA	LW6	96	11:47.3	11	29:42.8	11	46:59.1	+4:47.2	45:06.3	0+0+1+0	46:06.3
11	123	VARONA Larysa	BLR	LW8	97	11:20.5	9	29:31.9	10	46:49.4	+5:03.6	45:25.1	0+0+1+0	46:25.1
12	121	BISSON Caroline	CAN	LW6	96	14:07.1	12	35:41.5	12	54:32.7	+12:20.8	52:21.8	1+2+0+1	56:21.8

Weather	Snow Condition	Temperatures		Competitors				
		Air	Snow	Entries	Ranked	DSQ	DNF	DNS
Cloudy	Soft	-0.4°C	0.0°C	12	12	0	0	0

IPC TD  
  
APEDAILE Len (CAN)

Competition Secretary  
  
MOKEROVA Elena (RUS)

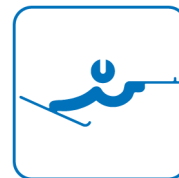
#### NOTE

All times except "Real Time" are calculated times. Calculated time is the real time multiplied by the athlete's percentage.  
Delta - Time difference of the competitor's real time and his/her real time equal to the winners result (skiing time)

#### LEGEND

DNF Did not finish    DNS Did not start    DSQ Disqualified    Rk Rank





FRI 14 MAR 2014  
Start Time 10:20


## Official Results

### Официальные Результаты

Jury		Course Information	
IPC Technical Delegate	APEDAILE Len (CAN)	Course Name:	2.5 km red
Assistant IPC Technical Delegate	MAGAND Guy (FRA)	Height Difference (HD)	18 m
Assistant IPC Technical Delegate	KELLER Ruedi (SUI)	Maximum Climb (MC)	8 m
IPC Race Director	NEESER Hans-Peter (SUI)	Total Climb (TC)	215 m
Jury Member	LARSON Gary (USA)	Length of Lap	2389 m
Chief of Competition	MARKOV Andrey (RUS)	Number of Laps	5

Rank	Bib	Name	NPC Code	Sport Class	%	2.5 km	Rk	7.5 km	Rk	Real Time	Delta	Calculated Time	Missed shots	Result
1	109	KONOVALOVA Svetlana	RUS	LW12	100	7:42.9	1	24:03.9	1	40:44.0		40:44.0	0+0+0+0	40:44.0
2	103	WICKER Anja	GER	LW10.5	90	8:02.7	3	24:49.1	3	46:03.4	+47.8	41:27.1	0+0+0+0	41:27.1
3	106	IURKOVSKA Olena	UKR	LW12	100	7:52.7	2	24:32.7	2	41:30.8	+46.8	41:30.8	0+0+0+0	41:30.8
4	105	ZAYNULLINA Marta	RUS	LW12	100	9:04.0	5	26:01.1	5	42:07.4	+1:23.4	42:07.4	1+0+0+0	43:07.4
5	102	ABDIKARIMOVA Akzhana	RUS	LW10.5	90	8:08.5	4	25:30.9	4	48:01.3	+2:45.7	43:13.2	0+0+0+0	43:13.2
6	104	PAVLENKO Lyudmyla	UKR	LW11	94	9:12.8	7	27:11.3	6	44:35.5	+1:15.5	41:55.0	1+1+0+0	43:55.0
7	108	ESKAU Andrea	GER	LW11	94	9:54.3	9	27:46.3	7	47:08.8	+3:48.8	44:19.1	2+0+0+0	46:19.1
8	101	HRAFEYEVA Lidziya	BLR	LW12	100	9:16.4	8	27:58.8	8	44:23.8	+3:39.8	44:23.8	1+0+1+1	47:23.8
9	107	ANDREEVA Nadezda	RUS	LW12	100	9:11.9	6	31:51.3	9	44:03.4	+3:19.4	44:03.4	1+3+2+1	51:03.4

Weather	Snow Condition	Temperatures		Competitors				
		Air	Snow	Entries	Ranked	DSQ	DNF	DNS
Mostly cloudy	Soft	-1.9°C	0.0°C	9	9	0	0	0

IPC TD  
  
APEDAILE Len (CAN)

Competition Secretary  
  
MOKEROVA Elena (RUS)

#### NOTE

All times except "Real Time" are calculated times. Calculated time is the real time multiplied by the athlete's percentage.  
Delta - Time difference of the competitor's real time and his/her real time equal to the winners result (skiing time)

#### LEGEND

DNF Did not finish    DNS Did not start    DSQ Disqualified    Rk Rank



FRI 14 MAR 2014  
Start Time 15:20

## Official Results

### Официальные Результаты

Jury		Course Information	
IPC Technical Delegate	APEDAILE Len (CAN)	Course Name:	2.5 km blue
Assistant IPC Technical Delegate	MAGAND Guy (FRA)	Height Difference (HD)	26 m
Assistant IPC Technical Delegate	KELLER Ruedi (SUI)	Maximum Climb (MC)	21 m
IPC Race Director	NEESER Hans-Peter (SUI)	Total Climb (TC)	375 m
Jury Member	LARSON Gary (USA)	Length of Lap	2374 m
Chief of Competition	MARKOV Andrey (RUS)	Number of Laps	5

Rank	Bib	Name	NPC Code	Sport Class	%	2.5 km	Rk	7.5 km	Rk	Real Time	Delta	Calculated Time	Missed shots	Result
1	145	BUDALEEVA Iuliia Guide: MALTSEVA Tatiana	RUS	B2	98	6:45.1	2	21:19.9	2	36:09.3		35:25.9	0+0+0+0	35:25.9
2	146	LYSOVA Mikhailina Guide: IVANOV Alexey	RUS	B2	98	6:44.5	1	21:05.0	1	37:05.5	+56.2	36:21.0	0+0+0+1	37:21.0
3	143	SHYSHKOVA Oksana Guide: NESTERENKO Lada	UKR	B2	98	6:59.2	3	22:23.1	3	38:35.1	+2:25.8	37:48.8	0+0+0+0	37:48.8
4	144	REMIZOVA Elena Guide: YAKIMOVA Natalia	RUS	B2	98	7:23.2	4	23:21.6	4	37:59.4	+1:50.1	37:13.8	0+0+1+0	38:13.8
5	141	PRYLUTSKA Olga Guide: MOGYLNYI Volodymyr	UKR	B3	100	7:56.1	6	27:32.3	5	44:21.9	+8:56.0	44:21.9	0+1+0+1	46:21.9

Did not finish										
142	HOESCH Vivian	GER	B1	87	7:24.0	5				0+0

Weather	Snow Condition	Temperatures		Competitors				
		Air	Snow	Entries	Ranked	DSQ	DNF	DNS
Cloudy	Soft	-0.8°C	0.0°C	6	5	0	1	0

IPC TD  
  
APEDAILE Len (CAN)

Competition Secretary  
  
MOKEROVA Elena (RUS)

**NOTE**  
All times except "Real Time" are calculated times. Calculated time is the real time multiplied by the athlete's percentage.  
Delta - Time difference of the competitor's real time and his/her real time equal to the winners result (skiing time)

LEGEND						
DNF	Did not finish	DNS	Did not start	DSQ	Disqualified	Rk Rank



**Official Communication**  
Официальная информация

Item: 2

**Women's 12.5km Standing Biathlon Results under review**

**Summary:**

Women's 12.5km Standing Biathlon Results under review due to problem with course marking.

**Details:**

Issued by: IPCNS Jury  
Time: 13:28  
Date: 14 MAR 2014

This decision affects: Results  
Schedule  
Other

X



---

**Official Communication**  
Официальная информация

Item: 3

**Protest on unofficial results.**

**Summary:**

A protest has been received from Japan regarding the unofficial results of the Biathlon Women's 12.5km Standing event. The jury is considering the protest.

**Details:**

Issued by: IPCNS Jury  
Time: 15:30  
Date: 14 MAR 2014

This decision affects: Results  
Schedule  
Other

X



**Official Communication**  
Официальная информация

Item: 4

**Protest on results - update**

**Summary:**

Jury decision regarding results.

**Details:**

During the Biathlon Women's 12.5km Standing race on Friday (14 March) it was discovered during the first lap that the course had been incorrectly marked (subsequent to course inspection by the jury).

As a result, all athletes skied a longer first loop except DEKIJIMA Momoko (JPN) who skied a shorter loop.

The course marking was corrected during the first lap.

In order to preserve the race and ensure all athletes completed the same distance, DEKIJIMA Momoko (JPN) was directed by the jury to complete one lap of the longer loop on her final lap. This way she skied the same final distance as the other athletes.

Following the race, the Japanese team registered a protest against the unofficial results. The protest was rejected by the jury as they felt that they had taken the best decision available to avoid invalidating the overall race results.

Issued by: IPCNS Jury  
Time: 21:00  
Date: 14 MAR 2014

This decision affects: Results  
Schedule  
Other

X



## Competition Officials

Официальные лица соревнований

As of 02 MAR 2014

Function	Name	NPC
<b>Biathlon Jury</b>		
IPC TD	APEDAILE Len	CAN - Canada
IPC Assistant TD	MAGAND Guy	FRA - France
IPC Assistant TD	KELLER Ruedi	SUI - Switzerland
IPC Race Director	NEESER Hans Peter	SUI - Switzerland
IPC Jury Member	LARSON Gary	USA - United States
Chief of Competition	MARKOV Andrey	RUS - Russia
<b>Competition Committee</b>		
Competition Manager	ARSENYEV Andrey	RUS - Russia
Deputy Competition Manager	NEVZOROV Andrey	RUS - Russia
Deputy Chief of Competition	MOKEROV Mikhail	RUS - Russia
Competition Secretary	MOKEROVA Elena	RUS - Russia
Chief of Shooting Range	CHUMAKOV Vasiliy	RUS - Russia
Chief of Course	PROSVIRNIN Sergey	RUS - Russia
Chief of Stadium	MIKHAILOV Andrey	RUS - Russia
Start/Finish	GRIGORIEV Viktor	RUS - Russia
Chief of Competition Control	BELOMESTNOV Igor	RUS - Russia
Chief of Timing	ZHIZHIN Vasiliy	RUS - Russia



# Official Results

## Cross-Country Skiing

9 to 16 March

# Результаты соревнований

## Лыжные гонки

9 - 16 марта



16. 03. 2014



---

## Table of Contents

Оглавление

Table of Contents

Competition Schedule

Medal Standings

Medallists by Event

Number of entries by Sport and Class

### Men 1 km Sprint

#### Standing

Official Results

#### Sitting

Official Results

#### Visually Impaired

Official Results

### Women 1 km Sprint

#### Standing

Official Results

#### Sitting

Official Results

#### Visually Impaired

Official Results

### Men 10 km

#### Standing

Official Results

#### Sitting

Official Results

#### Visually Impaired

Official Results

### Women 5 km

#### Standing

Official Results

#### Sitting

Official Results

#### Visually Impaired

Official Results

### Men 15 km

#### Sitting

Official Results

### Women 12 km

#### Sitting

Official Results

### Men 20 km

#### Standing

Official Results

#### Visually Impaired

Official Results





---

## Table of Contents

Оглавление

### Women 15 km

#### Standing

Official Results

#### Visually Impaired

Official Results

### 4x2.5 km Mixed Relay

Official Results

### 4x2.5 km Open Relay

Official Results

### Official Communications

Item 1 – 09.03.2014

Competition Officials



## Competition Schedule

Расписание Соревнований

As of TUE 11 MAR 2014

Date	Time	Estimated Finish Time	Event
SUN 9 MAR	10:00	11:00	Men's 15km, Sitting
	12:30	13:27	Women's 12km, Sitting
MON 10 MAR	10:00	11:26	Men's 20km, Standing
	11:00	12:12	Men's 20km, Visually Impaired
	12:55	14:09	Women's 15km, Standing
	13:20	14:25	Women's 15km, Visually Impaired
WED 12 MAR	10:00	10:14	Men's 1km Sprint Qualification, Sitting
	10:16	10:30	Women's 1km Sprint Qualification, Sitting
	10:35	10:55	Men's 1km Sprint Qualification, Standing
	11:00	11:11	Women's 1km Sprint Qualification, Standing
	11:17	11:28	Men's 1km Sprint Qualification, Visually Impaired
	11:33	11:39	Women's 1km Sprint Qualification, Visually Impaired
	12:30	12:40	Men's 1km Sprint Semifinals, Sitting
	12:30	12:35	Men's 1km Sprint Semifinal 1, Sitting
	12:35	12:40	Men's 1km Sprint Semifinal 2, Sitting
	12:40	12:50	Women's 1km Sprint Semifinals, Sitting
	12:40	12:45	Women's 1km Sprint Semifinal 1, Sitting
	12:45	12:50	Women's 1km Sprint Semifinal 2, Sitting
	12:51	13:01	Men's 1km Sprint Semifinals, Standing
	12:51	12:56	Men's 1km Sprint Semifinal 1, Standing
	12:56	13:01	Men's 1km Sprint Semifinal 2, Standing
	13:01	13:11	Women's 1km Sprint Semifinals, Standing
	13:01	13:06	Women's 1km Sprint Semifinal 1, Standing
	13:06	13:11	Women's 1km Sprint Semifinal 2, Standing
	13:12	13:22	Men's 1km Sprint Semifinals, Visually Impaired
	13:12	13:17	Men's 1km Sprint Semifinal 1, Visually Impaired
	13:17	13:22	Men's 1km Sprint Semifinal 2, Visually Impaired
	13:22	13:32	Women's 1km Sprint Semifinals, Visually Impaired
	13:22	13:27	Women's 1km Sprint Semifinal 1, Visually Impaired
	13:27	13:32	Women's 1km Sprint Semifinal 2, Visually Impaired
	13:48	13:55	Men's 1km Sprint Final, Sitting
	13:57	14:04	Women's 1km Sprint Final, Sitting
14:06	14:13	Men's 1km Sprint Final, Standing	
14:15	14:22	Women's 1km Sprint Final, Standing	
14:24	14:31	Men's 1km Sprint Final, Visually Impaired	
14:33	14:40	Women's 1km Sprint Final, Visually Impaired	
SAT 15 MAR	10:00	11:00	4 x 2.5km Mixed Relay
	12:00	13:00	4 x 2.5km Open Relay
SUN 16 MAR	10:00	11:00	Men's 10km, Standing
	10:20	11:20	Men's 10km, Visually Impaired
	11:23	12:03	Women's 5km, Standing
	11:40	12:15	Women's 5km, Visually Impaired
	12:30	13:15	Women's 5km, Sitting
	12:45	13:45	Men's 10km, Sitting



## Medal Standings

Медальный Зачет

As of SUN 16 MAR 2014 at 13:55

### After 20 of 20 Events

Rank	NPC	Men				Women				Mixed				Total				Rank by Total
		G	S	B	Tot	G	S	B	Tot	G	S	B	Tot	G	S	B	Tot	
1	RUS - Russian Federation	5	6	6	17	5	3	5	13	2			2	12	9	11	32	1
2	CAN - Canada	4			4									4			4	=3
3	UKR - Ukraine		1	1	2	1	4	2	7		1		1	1	6	3	10	2
4	SWE - Sweden		1	1	2	1			1		1		1	1	2	1	4	=3
5	NOR - Norway					1			1			1	1	1		1	2	=6
6	GER - Germany					1			1					1			1	=8
7	USA - United States						2	1	3						2	1	3	5
8	FIN - Finland		1		1										1		1	=8
9	FRA - France			1	1							1	1			2	2	=6
10	BLR - Belarus							1	1							1	1	=8
	<b>Total:</b>	<b>9</b>	<b>9</b>	<b>9</b>	<b>27</b>	<b>9</b>	<b>9</b>	<b>9</b>	<b>27</b>	<b>2</b>	<b>2</b>	<b>2</b>	<b>6</b>	<b>20</b>	<b>20</b>	<b>20</b>	<b>60</b>	

#### LEGEND

=	Equal sign indicates that two or more NPCs share the same rank by total	<b>B</b>	Bronze
<b>G</b>	Gold	<b>S</b>	Silver
<b>Tot</b>	Total		



## Medallists by Event

Призеры по Видам Соревнований

As of SUN 16 MAR 2014 at 13:55

### After 20 of 20 Events

Event Name	Date	Medal	Name	NPC Code
Men's 15km, Sitting	9 MAR 2014	GOLD	PETUSHKOV Roman	RUS
		SILVER	ZARIPOV Irek	RUS
		BRONZE	DAVIDOVICH Aleksandr	RUS
Women's 12km, Sitting	9 MAR 2014	GOLD	PAVLENKO Lyudmyla	UKR
		SILVER	MASTERS Oksana	USA
		BRONZE	KONOVALOVA Svetlana	RUS
Men's 20km, Standing	10 MAR 2014	GOLD	MINNEGULOV Rushan	RUS
		SILVER	TUOMISTO Ilkka	FIN
		BRONZE	LEKOMTCEV Vladislav	RUS
Men's 20km, Visually Impaired	10 MAR 2014	GOLD	McKEEVER Brian Guide: CARLETON Erik	CAN
		SILVER	CHOKHLAEV Stanislav Guide: PIROGOV Maksim	RUS
		BRONZE	MODIN Zebastian Guide: ACKEROT Albin	SWE
Women's 15km, Standing	10 MAR 2014	GOLD	RIPA Helene	SWE
		SILVER	BATENKOVA Iuliia	UKR
		BRONZE	MILENINA Anna	RUS
Women's 15km, Visually Impaired	10 MAR 2014	GOLD	REMIZOVA Elena Guide: YAKIMOVA Natalia	RUS
		SILVER	LYSOVA Mikhailina Guide: IVANOV Alexey	RUS
		BRONZE	SKORABAHATAYA Yadviha Guide: NAFRANOVICH Iryna	BLR
Men's 1km Sprint, Sitting	12 MAR 2014	GOLD	PETUSHKOV Roman	RUS
		SILVER	MURYGIN Grigory	RUS
		BRONZE	YAROVYI Maksym	UKR
Women's 1km Sprint, Sitting	12 MAR 2014	GOLD	MARTHINSEN Mariann	NOR
		SILVER	McFADDEN Tatyana	USA
		BRONZE	ZAYNULLINA Marta	RUS
Men's 1km Sprint, Standing	12 MAR 2014	GOLD	MIKHAYLOV Kirill	RUS
		SILVER	MINNEGULOV Rushan	RUS
		BRONZE	LEKOMTCEV Vladislav	RUS
Women's 1km Sprint, Standing	12 MAR 2014	GOLD	MILENINA Anna	RUS
		SILVER	BATENKOVA Iuliia	UKR
		BRONZE	KAUFMAN Alena	RUS
Men's 1km Sprint, Visually Impaired	12 MAR 2014	GOLD	McKEEVER Brian Guide: NISHIKAWA Graham	CAN
		SILVER	MODIN Zebastian Guide: ACKEROT Albin	SWE
		BRONZE	PONOMAREV Oleg Guide: ROMANOV Andrei	RUS
Women's 1 km Sprint, Visually Impaired	12 MAR 2014	GOLD	LYSOVA Mikhailina Guide: IVANOV Alexey	RUS
		SILVER	REMIZOVA Elena Guide: YAKIMOVA Natalia	RUS
		BRONZE	SHYSHKOVA Oksana Guide: NESTERENKO Lada	UKR



**Medallists by Event**  
Призеры по Видам Соревнований

As of SUN 16 MAR 2014 at 13:55

Event Name	Date	Medal	Name	NPC Code
4 x 2.5km Mixed Relay	15 MAR 2014	GOLD	KONOVALOVA Svetlana KAUFMAN Alena REMIZOVA Elena Guide: YAKIMOVA Natalia POLUKHIN Nikolay Guide: TOKAREV Andrey	RUS
		SILVER	RIPA Helene MODIN Zebastian Guide: ACKEROT Albin RIPA Helene MODIN Zebastian Guide: ACKEROT Albin	SWE
		BRONZE	MARTHINSEN Mariann ULSET Nils-Erik MARTHINSEN Mariann BYE Eirik Guide: HELLERUD Kristian Myhre	NOR
4 x 2.5km Open Relay	15 MAR 2014	GOLD	PETUSHKOV Roman LEKOMTCEV Vladislav MURYGIN Grigory MINNEGULOV Rushan	RUS
		SILVER	IURKOVSKA Olena REPTYUKH Ihor UTKIN Iurii Guide: KAZAKOV Vitaliy LUKYANENKO Vitaliy Guide: BABAR Borys	UKR
		BRONZE	DAVIET Benjamin CLARION Thomas Guide: BOURLA Julien DAVIET Benjamin CLARION Thomas Guide: BOURLA Julien	FRA
Men's 10km, Standing	16 MAR 2014	GOLD	PRONKOV Aleksandr	RUS
		SILVER	KONONOV Vladimir	RUS
		BRONZE	LEKOMTCEV Vladislav	RUS
Men's 10km, Visually Impaired	16 MAR 2014	GOLD	McKEEVER Brian Guide: CARLETON Erik	CAN
		SILVER	CHOKHLAEV Stanislav Guide: PIROGOV Maksim	RUS
		BRONZE	CLARION Thomas Guide: BOURLA Julien	FRA
Women's 5km, Standing	16 MAR 2014	GOLD	MILENINA Anna	RUS
		SILVER	BATENKOVA Iuliia	UKR
		BRONZE	KONONOVA Oleksandra	UKR
Women's 5km, Visually Impaired	16 MAR 2014	GOLD	REMIZOVA Elena Guide: YAKIMOVA Natalia	RUS
		SILVER	LYSOVA Mikhailina Guide: IVANOV Alexey	RUS
		BRONZE	BUDALEEVA Iuliia Guide: MALTSEVA Tatiana	RUS
Women's 5km, Sitting	16 MAR 2014	GOLD	ESKAU Andrea	GER
		SILVER	PAVLENKO Lyudmyla	UKR
		BRONZE	MASTERS Oksana	USA
Men's 10km, Sitting	16 MAR 2014	GOLD	KLEBL Chris	CAN
		SILVER	YAROVYI Maksym	UKR
		BRONZE	MURYGIN Grigory	RUS



## Number of Entries by Sport and Class

Количество Заявок по Виду Спорта и Классу

As of TUE 4 MAR 2014

NPC Code	Standing							Sitting					Visually Impaired			Total
	LW 2	LW 3	LW 4	LW 5/7	LW 6	LW 8	LW 9	LW 10	LW 10.5	LW 11	LW 11.5	LW 12	B1	B2	B3	
ARG			1													1
AUT							1									1
BLR					1	1						2		1		5
BRA											1					1
BUL													1	1		2
CAN					2					1	1	1			1	6
CHN				1	2	2										5
FIN			2			1								1		4
FRA	1									1			1			3
GER						1					1		1			3
ITA										1	2					3
JPN		1				2				1						4
KAZ	1		1											1		3
KOR															1	1
MGL					1											1
NOR		1				1						1			1	4
POL				1								1				2
RUS			2	3	2	2					1	4	2	1	2	19
SVK												1				1
SWE													1			1
UKR					1	3		1				2		2	3	12
USA					1	1					4	4		1	1	12
<b>Total Athletes</b>	<b>2</b>	<b>2</b>	<b>6</b>	<b>5</b>	<b>10</b>	<b>14</b>	<b>1</b>	<b>1</b>		<b>4</b>	<b>10</b>	<b>16</b>	<b>6</b>	<b>8</b>	<b>9</b>	<b>94</b>
<b>Total NPCs</b>	<b>2</b>	<b>2</b>	<b>4</b>	<b>3</b>	<b>7</b>	<b>9</b>	<b>1</b>	<b>1</b>		<b>4</b>	<b>6</b>	<b>8</b>	<b>5</b>	<b>7</b>	<b>6</b>	<b>22</b>



**Number of Entries by Sport and Class**  
Количество Заявок по Виду Спорта и Классу

As of TUE 4 MAR 2014

NPC Code	Standing							Sitting					Visually Impaired			Total
	LW 2	LW 3	LW 4	LW 5/7	LW 6	LW 8	LW 9	LW 10	LW 10.5	LW 11	LW 11.5	LW 12	B1	B2	B3	
BLR						1			1	1		1		1		5
CAN					1	1		1						1	1	5
FIN						1				1						2
GER									1	1			1			3
ITA								1								1
JPN					2	1					1					4
KAZ					1							1				2
KOR									1							1
NOR					1		1			1		1				4
RUS						3			1			5		3		12
SWE	1															1
UKR					1	4				1		1		1	1	9
USA										3		1				4
<b>Total Athletes</b>	<b>1</b>				<b>6</b>	<b>11</b>	<b>1</b>	<b>2</b>	<b>4</b>	<b>8</b>	<b>1</b>	<b>10</b>	<b>1</b>	<b>6</b>	<b>2</b>	<b>53</b>
<b>Total NPCs</b>	<b>1</b>				<b>5</b>	<b>6</b>	<b>1</b>	<b>2</b>	<b>4</b>	<b>6</b>	<b>1</b>	<b>6</b>	<b>1</b>	<b>4</b>	<b>2</b>	<b>13</b>



WED 12 MAR 2014  
Start Time 14:06

Final  
Финал

**Official Results**  
Официальные Результаты

Jury		Course Information	
IPC Technical Delegate	APEDAILE Len (CAN)	Course Name:	Sprint blue
Assistant IPC Technical Delegate	MAGAND Guy (FRA)	Height Difference (HD)	26 m
Assistant IPC Technical Delegate	KELLER Ruedi (SUI)	Maximum Climb (MC)	20 m
IPC Race Director	NEESER Hans-Peter (SUI)	Total Climb (TC)	42 m
Jury Member	LARSON Gary (USA)	Length of Lap	1432 m
Chief of Competition	MARKOV Andrey (RUS)	Number of Laps	1

Rank	Bib	Round	Name	NPC Code	Sport Class	%	Remarks
1	5	Final	MIKHAYLOV Kirill	RUS	LW4	97	
2	4	Final	MINNEGULOV Rushan	RUS	LW8	97	
3	3	Final	LEKOMTCEV Vladislav	RUS	LW6	96	
4	2	Final	PRONKOV Aleksandr	RUS	LW5/7	88	
5	1	Final	LAPKIN Sergey	RUS	LW4	97	
6	7	Final	KONONOV Vladimir	RUS	LW5/7	88	RAL, IPC 325.4.2.9

7	6	Semifinal	DAVIET Benjamin	FRA	LW2	92	
8	8	Semifinal	KARACHURIN Azat	RUS	LW5/7	88	
9	9	Semifinal	VOVCHYNSKYI Grygorii	UKR	LW8	97	
10	10	Semifinal	TUOMISTO Ilkka	FIN	LW8	97	
11	11	Semifinal	REPTYUKH Ihor	UKR	LW8	97	
12	12	Semifinal	NITTA Yoshihiro	JPN	LW8	97	

13		Qualification	KODLOZEROV Ivan	RUS	LW8	97	
14		Qualification	MAYSTRENKO Vladyslav	UKR	LW8	97	
15		Qualification	OLSRUD Hakon	NOR	LW8	97	
16		Qualification	SILCHANKA Siarhei	BLR	LW8	97	
17		Qualification	DU Haitao	CHN	LW5/7	88	
18		Qualification	SKUPIEN Witold	POL	LW5/7	88	
19		Qualification	KANKKUNEN Lasse	FIN	LW4	97	
20		Qualification	ROBLED0 Pablo Javier	ARG	LW4	97	
21		Qualification	ZOU Dexin	CHN	LW6	96	
22		Qualification	SATO Keiichi	JPN	LW8	97	
23		Qualification	VAUCHUNOVICH Siarhei	BLR	LW6	96	
24		Qualification	UHLIG Tino	GER	LW8	97	
25		Qualification	BATMUNKH Ganbold	MGL	LW6	96	
26		Qualification	CHENG Shishuai	CHN	LW6	96	
27		Qualification	KURZ Michael	AUT	LW9	90	
28		Qualification	TIAN Ye	CHN	LW8	97	
29		Qualification	FORTIN Louis	CAN	LW6	96	
30		Qualification	BERMEJO Omar	USA	LW6	96	
31		Qualification	OMAN John	USA	LW8	97	
32		Qualification	IWAMOTO Keigo	JPN	LW3	89	
33		Qualification	KOLYADIN Alexandr	KAZ	LW4	97	
34		Qualification	LIU Jianhui	CHN	LW8	97	
35		Qualification	OMAROV Yerlan	KAZ	LW2	92	

Weather	Snow Condition	Temperatures		Competitors				
		Air	Snow	Entries	Ranked	DSQ	DNF	DNS
Snow	Soft	-1.5°C	0.0°C	35	35	0	0	0

IPC TD  
  
APEDAILE Len (CAN)

Competition Secretary  
  
MOKEROVA Elena (RUS)

LEGEND							
DNF	Did not finish	DNS	Did not start	DSQ	Disqualified	RAL	Ranked as last





WED 12 MAR 2014  
Start Time 13:48

Final  
Финал

**Official Results**  
Официальные Результаты

Jury		Course Information	
IPC Technical Delegate	APEDAILE Len (CAN)	Course Name:	Sprint red
Assistant IPC Technical Delegate	MAGAND Guy (FRA)	Height Difference (HD)	7 m
Assistant IPC Technical Delegate	KELLER Ruedi (SUI)	Maximum Climb (MC)	7 m
IPC Race Director	NEESER Hans-Peter (SUI)	Total Climb (TC)	12 m
Jury Member	LARSON Gary (USA)	Length of Lap	823 m
Chief of Competition	MARKOV Andrey (RUS)	Number of Laps	1

Rank	Bib	Round	Name	NPC Code	Sport Class	%	Remarks
1	1	Final	PETUSHKOV Roman	RUS	LW12	100	
2	3	Final	MURYGIN Grigory	RUS	LW12	100	
3	2	Final	YAROVYI Maksym	UKR	LW10	86	
4	4	Final	ZARIPOV Irek	RUS	LW12	100	
5	11	Final	SOULE Andrew	USA	LW12	100	
6	9	Final	CNOSSEN Daniel	USA	LW12	100	

7	5	Semifinal	KLEBL Chris	CAN	LW11	94	
8	6	Semifinal	TKACHENKO Mykhaylo	UKR	LW12	100	
9	7	Semifinal	LUKYANENKA Yauheni	BLR	LW12	100	
10	8	Semifinal	GONCHAROV Ivan	RUS	LW11.5	97	
11	10	Semifinal	FLEIG Martin	GER	LW11.5	97	
12	12	Semifinal	LARSEN Trygve Steinar	NOR	LW12	100	

13		Qualification	LOBAN Dzmitry	BLR	LW12	100	
14		Qualification	PIKE Aaron	USA	LW11.5	97	
15		Qualification	WAGNER Jeremy	USA	LW11.5	97	
16		Qualification	ROSIEK Kamil	POL	LW12	100	
17		Qualification	HALSTED Sean	USA	LW11.5	97	
18		Qualification	KORNIKO Oleksandr	UKR	LW12	100	
19		Qualification	DODSON Travis	USA	LW12	100	
20		Qualification	ROCHA Fernando	BRA	LW11.5	97	
21		Qualification	GAJDICIAR Vladimir	SVK	LW12	100	
22		Qualification	ROSIQUE Romain	FRA	LW11	94	
23		Qualification	FORTIER Sebastien	CAN	LW11.5	97	
24		Qualification	BOURQUE Yves	CAN	LW12	100	

Weather	Snow Condition	Temperatures		Competitors				
		Air	Snow	Entries	Ranked	DSQ	DNF	DNS
Snow	Soft	-1.8°C	0.0°C	24	24	0	0	0

IPC TD  
  
APEDAILE Len (CAN)

Competition Secretary  
  
MOKEROVA Elena (RUS)

LEGEND				
DNF	Did not finish	DNS	Did not start	DSQ Disqualified



WED 12 MAR 2014  
Start Time 14:24

Final  
Финал

**Official Results**  
Официальные Результаты

Jury		Course Information	
IPC Technical Delegate	APEDAILE Len (CAN)	Course Name:	Sprint blue
Assistant IPC Technical Delegate	MAGAND Guy (FRA)	Height Difference (HD)	26 m
Assistant IPC Technical Delegate	KELLER Ruedi (SUI)	Maximum Climb (MC)	20 m
IPC Race Director	NEESER Hans-Peter (SUI)	Total Climb (TC)	42 m
Jury Member	LARSON Gary (USA)	Length of Lap	1432 m
Chief of Competition	MARKOV Andrey (RUS)	Number of Laps	1

Rank	Bib	Round	Name	NPC Code	Sport Class	%	Remarks
1	1	Final	McKEEVER Brian Guide: NISHIKAWA Graham	CAN	B3	100	
2	3	Final	MODIN Zebastian Guide: ACKEROT Albin	SWE	B1	87	
3	2	Final	PONOMAREV Oleg Guide: ROMANOV Andrei	RUS	B3	100	
4	5	Final	UDALTCOV Vladimir Guide: BOGACHEV Ruslan	RUS	B3	100	

5	4	Semifinal	CHOKHLAEV Stanislav Guide: PIROGOV Maksim	RUS	B1	87	
6	6	Semifinal	SHULGA Dmytro Guide: GERGARDT Artur	UKR	B2	98	
7	7	Semifinal	ARTEMOV Aleksander Guide: CHEREPANOV Ilya	RUS	B1	87	
8	8	Semifinal	ADICOFF Jacob Guide: PLETCHER Reid	USA	B3	100	

9		Qualification	POLUKHIN Nikolay Guide: TOKAREV Andrey	RUS	B2	98	
10		Qualification	CLARION Thomas Guide: BOURLA Julien	FRA	B1	87	
11		Qualification	BYE Eirik Guide: HELLERUD Kristian Myhre	NOR	B3	100	
12		Qualification	SHAPTSIABOI Vasili Guide: LEBEDZEU Mikhail	BLR	B2	98	
13		Qualification	KANAFIN Kairat Guide: KOLOMEYETS Dmitriy	KAZ	B2	98	
14		Qualification	BURTON Kevin Guide: CHAMBERLAIN David	USA	B2	98	
15		Qualification	KLEMETTI Rudolf Guide: SALMINEN Timo	FIN	B2	98	
16		Qualification	GEORGIEV Svetoslav Guide: BIRNIKOV Ivan	BUL	B2	98	
17		Qualification	CHOI Bogue Guide: SEO Jeongryun	KOR	B3	100	
18		Qualification	KOLEV Zhelyaz Guide: PLANKOV Iskren	BUL	B1	87	

Weather	Snow Condition	Temperatures		Competitors				
		Air	Snow	Entries	Ranked	DSQ	DNF	DNS
Snow	Soft	-1.5°C	0.0°C	18	18	0	0	0

IPC TD  
  
APEDAILE Len (CAN)

Competition Secretary  
  
MOKEROVA Elena (RUS)

LEGEND				
DNF	Did not finish	DNS	Did not start	DSQ Disqualified



WED 12 MAR 2014  
Start Time 14:15

Final  
Финал

## Official Results

### Официальные Результаты

Jury		Course Information	
IPC Technical Delegate	APEDAILE Len (CAN)	Course Name:	Sprint blue
Assistant IPC Technical Delegate	MAGAND Guy (FRA)	Height Difference (HD)	26 m
Assistant IPC Technical Delegate	KELLER Ruedi (SUI)	Maximum Climb (MC)	20 m
IPC Race Director	NEESER Hans-Peter (SUI)	Total Climb (TC)	42 m
Jury Member	LARSON Gary (USA)	Length of Lap	1432 m
Chief of Competition	MARKOV Andrey (RUS)	Number of Laps	1

Rank	Bib	Round	Name	NPC Code	Sport Class	%	Remarks
1	2	Final	MILENINA Anna	RUS	LW8	97	
2	3	Final	BATENKOVA Iuliia	UKR	LW6	96	
3	6	Final	KAUFMAN Alena	RUS	LW8	97	
4	5	Final	JARVELA Maija	FIN	LW8	97	
5	1	Final	KONONOVA Oleksandra	UKR	LW8	97	
6	8	Final	BRATIUK Natalia	RUS	LW8	97	

7	4	Semifinal	LIASHENKO Liudmyla	UKR	LW8	97	
8	7	Semifinal	OTA Shoko	JPN	LW8	97	
9	9	Semifinal	ABE Yurika	JPN	LW6	96	
10	10	Semifinal	DEKIJIMA Momoko	JPN	LW6	96	
11	11	Semifinal	OLSEN Anne Karen	NOR	LW6	96	
12	12	Semifinal	HUDAK Brittany	CAN	LW8	97	

13		Qualification	BUI Iryna	UKR	LW8	97	
14		Qualification	VARONA Larysa	BLR	LW8	97	
15		Qualification	RIPA Helene	SWE	LW2	92	
16		Qualification	MAZURENKO Yelena	KAZ	LW6	96	

Did not start							
		Qualification	BISSON Caroline	CAN	LW6	96	

Weather	Snow Condition	Temperatures		Competitors				
		Air	Snow	Entries	Ranked	DSQ	DNF	DNS
Snow	Soft	-1.5°C	0.0°C	17	16	0	0	1

IPC TD  
  
APEDAILE Len (CAN)

Competition Secretary  
  
MOKEROVA Elena (RUS)

LEGEND				
DNF	Did not finish	DNS	Did not start	DSQ Disqualified



WED 12 MAR 2014  
Start Time 13:57

Final  
Финал

**Official Results**  
Официальные Результаты

Jury		Course Information	
IPC Technical Delegate	APEDAILE Len (CAN)	Course Name:	Sprint red
Assistant IPC Technical Delegate	MAGAND Guy (FRA)	Height Difference (HD)	7 m
Assistant IPC Technical Delegate	KELLER Ruedi (SUI)	Maximum Climb (MC)	7 m
IPC Race Director	NEESER Hans-Peter (SUI)	Total Climb (TC)	12 m
Jury Member	LARSON Gary (USA)	Length of Lap	823 m
Chief of Competition	MARKOV Andrey (RUS)	Number of Laps	1

Rank	Bib	Round	Name	NPC Code	Sport Class	%	Remarks
1	1	Final	MARTHINSEN Mariann	NOR	LW12	100	
2	4	Final	McFADDEN Tatyana	USA	LW11	94	
3	6	Final	ZAYNULLINA Marta	RUS	LW12	100	
4	3	Final	MASTERS Oksana	USA	LW12	100	
5	12	Final	KOCHEROVA Natalia	RUS	LW12	100	
6	2	Final	ESKAU Andrea	GER	LW11	94	RAL, IPC 343.9

7	5	Semifinal	IOVLEVA Maria	RUS	LW12	100	
8	7	Semifinal	SKARSTEIN Birgit	NOR	LW11	94	
9	8	Semifinal	PORCELLATO Francesca	ITA	LW10	86	
10	9	Semifinal	VAUCHOK Liudmila	BLR	LW11	94	
11	10	Semifinal	SHYTS Valiantsina	BLR	LW10.5	90	
12	11	Semifinal	IURKOVSKA Olena	UKR	LW12	100	

13		Qualification	HRAFEYEVA Lidziya	BLR	LW12	100	
14		Qualification	ABDIKARIMOVA Akzhana	RUS	LW10.5	90	
15		Qualification	WICKER Anja	GER	LW10.5	90	
16		Qualification	BOURGONJE Colette	CAN	LW10	86	
17		Qualification	PAVLENKO Lyudmyla	UKR	LW11	94	
18		Qualification	BASCIO Monica	USA	LW11	94	
19		Qualification	REQUIST Beth	USA	LW11	94	
20		Qualification	SEO Vo-Ra-Mi	KOR	LW10.5	90	
21		Qualification	ENO Mayuko	JPN	LW11.5	97	
22		Qualification	PYY Sini	FIN	LW11	94	
23		Qualification	BALTABAYEVA Zhanyl	KAZ	LW12	100	

Weather	Snow Condition	Temperatures		Competitors				
		Air	Snow	Entries	Ranked	DSQ	DNF	DNS
Snow	Soft	-1.8°C	0.0°C	23	23	0	0	0

IPC TD  
  
APEDAILE Len (CAN)

Competition Secretary  
  
MOKEROVA Elena (RUS)

LEGEND							
DNF	Did not finish	DNS	Did not start	DSQ	Disqualified	RAL	Ranked as last



WED 12 MAR 2014  
Start Time 14:33

Final  
Финал

## Official Results

### Официальные Результаты


Jury		Course Information	
IPC Technical Delegate	APEDAILE Len (CAN)	Course Name:	Sprint blue
Assistant IPC Technical Delegate	MAGAND Guy (FRA)	Height Difference (HD)	26 m
Assistant IPC Technical Delegate	KELLER Ruedi (SUI)	Maximum Climb (MC)	20 m
IPC Race Director	NEESER Hans-Peter (SUI)	Total Climb (TC)	42 m
Jury Member	LARSON Gary (USA)	Length of Lap	1432 m
Chief of Competition	MARKOV Andrey (RUS)	Number of Laps	1


Rank	Bib	Round	Name	NPC Code	Sport Class	%	Remarks
1	1	Final	LYSOVA Mikhailina Guide: IVANOV Alexey	RUS	B2	98	
2	3	Final	REMIZOVA Elena Guide: YAKIMOVA Natalia	RUS	B2	98	
3	4	Final	SHYSHKOVA Oksana Guide: NESTERENKO Lada	UKR	B2	98	
4	2	Final	BUDALEEVA Iuliia Guide: MALTSEVA Tatiana	RUS	B2	98	

5	5	Semifinal	HOESCH Vivian Guide: SCHLEE Norman	GER	B1	87	
6	6	Semifinal	WELDON Robbi Guide: WOOD Phil	CAN	B2	98	

7		Qualification	GORBOUNOVA Margarita Guide: BUNDON Andrea	CAN	B3	100	
---	--	---------------	--	-----	----	-----	--

Weather	Snow Condition	Temperatures		Competitors				
		Air	Snow	Entries	Ranked	DSQ	DNF	DNS
Snow	Soft	-1.8°C	0.0°C	7	7	0	0	0

IPC TD  
  
APEDAILE Len (CAN)

Competition Secretary  
  
MOKEROVA Elena (RUS)

LEGEND				
DNF	Did not finish	DNS	Did not start	DSQ Disqualified



SUN 16 MAR 2014  
Start Time 10:00

**Official Results**  
Официальные Результаты

Jury		Course Information	
IPC Technical Delegate	APEDAILE Len (CAN)	Course Name:	2.5 km blue
Assistant IPC Technical Delegate	MAGAND Guy (FRA)	Height Difference (HD)	32 m
Assistant IPC Technical Delegate	KELLER Ruedi (SUI)	Maximum Climb (MC)	31 m
IPC Race Director	NEESER Hans-Peter (SUI)	Total Climb (TC)	340 m
Jury Member	LARSON Gary (USA)	Length of Lap	2605 m
Chief of Competition	MARKOV Andrey (RUS)	Number of Laps	4

Rank	Bib	Name	NPC Code	Sport Class	%	2.5 km	Rk	5.0 km	Rk	7.5 km	Rk	Real Time	Delta	Result
1	69	PRONKOV Aleksandr	RUS	LW5/7	88	5:52.7	2	11:53.5	3	17:53.9	3	27:16.2		23:59.9
2	86	KONONOV Vladimir	RUS	LW5/7	88	5:50.8	1	11:42.9	1	17:44.9	1	27:17.2	+1.0	24:00.7
3	87	LEKOMTCEV Vladislav	RUS	LW6	96	5:54.7	3	11:50.2	2	17:50.2	2	25:06.8	+6.9	24:06.5
4	88	MINNEGULOV Rushan	RUS	LW8	97	6:01.4	=8	11:56.6	4	17:59.5	4	25:02.6	+18.2	24:17.5
5	85	MIKHAYLOV Kirill	RUS	LW4	97	6:01.4	=8	12:03.2	5	18:09.8	5	25:15.0	+30.6	24:29.6
6	83	ULSET Nils-Erik	NOR	LW3	89	6:00.9	5	12:07.0	6	18:15.8	6	27:39.5	+41.6	24:37.0
7	80	TUOMISTO Ilkka	FIN	LW8	97	5:59.5	4	12:07.3	7	18:27.7	7	25:42.0	+57.6	24:55.7
8	79	DAVIET Benjamin	FRA	LW2	92	6:05.8	11	12:13.8	10	18:33.9	8	27:19.4	+1:14.3	25:08.2
9	78	LAPKIN Sergey	RUS	LW4	97	6:01.1	=6	12:12.6	9	18:34.4	9	26:00.3	+1:15.9	25:13.5
10	84	REPTYUKH Ihor	UKR	LW8	97	6:01.9	10	12:17.0	11	18:40.2	11	26:01.4	+1:17.0	25:14.6
11	81	ARENDZ Mark	CAN	LW6	96	6:01.1	=6	12:11.3	8	18:36.0	10	26:19.6	+1:19.7	25:16.4
12	75	KARACHURIN Azat	RUS	LW5/7	88	6:10.0	12	12:36.0	12	18:51.4	12	28:45.4	+1:29.2	25:18.4
13	52	KURZ Michael	AUT	LW9	90	6:28.1	18	12:49.1	15	19:07.8	14	28:37.7	+1:57.8	25:45.9
14	76	IAREMCHUK Aleksandr	RUS	LW6	96	6:14.7	15	12:44.2	14	19:07.0	13	26:50.7	+1:50.8	25:46.3
15	67	SILCHANKA Sjarhei	BLR	LW8	97	6:22.3	16	12:51.7	17	19:20.2	16	26:37.7	+1:53.3	25:49.8
16	74	VOVCHYNSKYI Grygorii	UKR	LW8	97	6:10.9	13	12:37.5	13	19:11.4	15	26:50.4	+2:06.0	26:02.1
17	82	NITTA Yoshihiro	JPN	LW8	97	6:13.7	14	12:50.1	16	19:25.6	17	27:02.5	+2:18.1	26:13.8
18	77	OLSRUD Hakon	NOR	LW8	97	6:24.1	17	12:55.6	18	19:34.3	18	27:11.6	+2:27.2	26:22.7
19	70	SYTNYK Vitalii	UKR	LW6	96	6:32.8	23	13:13.2	20	19:51.3	19	27:54.1	+2:54.2	26:47.1
20	65	SKUPIEN Witold	POL	LW5/7	88	6:30.5	22	13:09.8	19	20:03.9	21	30:43.8	+3:27.6	27:02.5
21	72	UHLIG Tino	GER	LW8	97	6:34.0	24	13:14.7	21	20:02.2	20	27:53.8	+3:09.4	27:03.6
22	73	SATO Keiichi	JPN	LW8	97	6:28.7	19	13:15.4	22	20:10.1	22	28:10.9	+3:26.5	27:20.2
23	68	ROBLEDO Pablo Javier	ARG	LW4	97	6:44.6	26	13:35.5	25	20:29.8	23	28:17.2	+3:32.8	27:26.3
24	63	ZOU Dexin	CHN	LW6	96	6:41.6	25	13:45.7	26	20:43.6	26	29:01.0	+4:01.1	27:51.4
25	64	VAUCHUNOVICH Sjarhei	BLR	LW6	96	6:29.4	20	13:25.2	23	20:32.1	24	29:04.8	+4:04.9	27:55.0
26	71	MAYSTRENKO Vladyslav	UKR	LW8	97	6:29.8	21	13:28.6	24	20:38.0	25	28:51.5	+4:07.1	27:59.6
27	66	KANKKUNEN Lasse	FIN	LW4	97	6:56.7	27	13:54.2	27	21:02.5	27	29:02.1	+4:17.7	28:09.8
28	62	CHENG Shishuai	CHN	LW6	96	7:01.6	28	14:27.4	28	21:54.8	28	30:50.5	+5:50.6	29:36.5
29	61	BERMEJO Omar	USA	LW6	96	7:42.1	36	14:58.4	31	22:13.1	29	31:06.5	+6:06.6	29:51.8
30	57	HARKONEN Juha	FIN	LW4	97	7:33.5	34	15:04.4	33	22:36.2	31	30:58.1	+6:13.7	30:02.4
31	60	BATMUNKH Ganbold	MGL	LW6	96	7:04.6	29	14:33.2	29	22:31.3	30	31:42.8	+6:42.9	30:26.7
32	55	OMAN John	USA	LW8	97	7:11.3	30	14:57.4	30	22:48.7	32	31:59.4	+7:15.0	31:01.8
33	54	IWAMOTO Keigo	JPN	LW3	89	7:16.3	31	15:02.2	32	23:05.7	34	34:52.9	+7:55.0	31:02.7
34	53	LIU Jianhui	CHN	LW8	97	7:32.7	33	15:31.6	35	23:21.2	35	32:02.6	+7:18.2	31:04.9
35	56	DU Haitao	CHN	LW5/7	88	7:30.8	32	15:17.8	34	23:04.6	33	35:42.7	+8:26.5	31:25.6
36	58	FORTIN Louis	CAN	LW6	96	8:05.9	38	16:16.6	38	24:36.6	36	34:21.2	+9:21.3	32:58.8
37	59	TIAN Ye	CHN	LW8	97	7:41.0	35	15:56.6	36	24:38.5	37	34:00.5	+9:16.1	32:59.3
38	51	OMAROV Yerlan	KAZ	LW2	92	7:50.7	37	16:07.6	37	24:38.6	38	36:19.9	+10:14.8	33:25.5

Weather	Snow Condition	Temperatures		Competitors				
		Air	Snow	Entries	Ranked	DSQ	DNF	DNS
Sunny	Hard	5.4°C	0.0°C	38	38	0	0	0

IPC TD  
  
APEDAILE Len (CAN)

Competition Secretary  
  
MOKEROVA Elena (RUS)

**NOTE**  
All times except "Real Time" are calculated times. Calculated time is the real time multiplied by the athlete's percentage.  
Delta - Time difference of the competitor's real time and his/her real time equal to the winners result (skiing time)

**LEGEND**  
= Equal sign indicates that two or more competitors share the same rank  
DNS Did not start  
Rk Rank  
DNF Did not finish  
DSQ Disqualified



SUN 16 MAR 2014  
Start Time 12:45

## Official Results

### Официальные Результаты

Jury		Course Information	
IPC Technical Delegate	APEDAILE Len (CAN)	Course Name:	2.5 km red
Assistant IPC Technical Delegate	MAGAND Guy (FRA)	Height Difference (HD)	18 m
Assistant IPC Technical Delegate	KELLER Ruedi (SUI)	Maximum Climb (MC)	8 m
IPC Race Director	NEESER Hans-Peter (SUI)	Total Climb (TC)	172 m
Jury Member	LARSON Gary (USA)	Length of Lap	2389 m
Chief of Competition	MARKOV Andrey (RUS)	Number of Laps	4

Rank	Bib	Name	NPC Code	Sport Class	%	2.5 km	Rk	5.0 km	Rk	7.5 km	Rk	Real Time	Delta	Result
1	20	KLEBL Chris	CAN	LW11	94	7:16.7	3	15:01.6	1	22:48.9	1	32:50.2		30:52.0
2	27	YAROVYI Maksym	UKR	LW10	86	7:20.5	4	15:14.4	3	23:12.3	2	36:10.3	+16.8	31:06.5
3	25	MURYGIN Grigory	RUS	LW12	100	7:15.4	2	15:13.8	2	23:14.9	3	31:18.2	+26.2	31:18.2
4	28	PETUSHKOV Roman	RUS	LW12	100	7:13.9	1	15:15.1	4	23:22.6	4	31:22.5	+30.5	31:22.5
5	23	KUBO Kozo	JPN	LW11	94	7:33.6	7	15:22.5	5	23:23.1	5	33:40.4	+50.2	31:39.2
6	22	MASIELLO Enzo	ITA	LW11	94	7:48.5	14	15:55.4	10	23:59.8	7	34:25.7	+1:35.5	32:21.8
7	26	ZARIPOV Irek	RUS	LW12	100	7:27.1	5	15:30.9	6	23:55.4	6	32:25.2	+1:33.2	32:25.2
8	15	FLEIG Martin	GER	LW11.5	97	7:37.4	8	15:31.3	7	24:00.5	8	33:35.1	+1:45.8	32:34.6
9	18	SOULE Andrew	USA	LW12	100	7:40.0	11	15:48.0	8	24:18.3	9	32:56.1	+2:04.1	32:56.1
10	24	CNOSSEN Daniel	USA	LW12	100	7:37.9	9	15:51.5	9	24:21.3	10	33:02.0	+2:10.0	33:02.0
11	14	LOBAN Dzmitry	BLR	LW12	100	8:05.4	20	16:31.6	17	24:50.1	11	33:27.8	+2:35.8	33:27.8
12	17	LUKYANENKA Yauheni	BLR	LW12	100	7:41.8	12	16:15.9	14	25:03.6	13	33:34.8	+2:42.8	33:34.8
13	16	ROSIQUE Romain	FRA	LW11	94	7:38.5	10	16:10.1	12	25:05.7	15	36:01.4	+3:11.2	33:51.7
14	9	PIKE Aaron	USA	LW11.5	97	7:58.3	17	16:15.1	13	24:56.9	12	35:03.1	+3:13.8	34:00.0
15	11	GONCHAROV Ivan	RUS	LW11.5	97	7:52.2	15	16:27.0	16	25:16.8	16	35:18.2	+3:28.9	34:14.7
16	19	HALSTED Sean	USA	LW11.5	97	8:03.6	=18	16:40.2	18	25:31.1	18	35:25.7	+3:36.4	34:21.9
17	10	ROSIEK Kamil	POL	LW12	100	7:44.8	13	16:10.0	11	25:05.1	14	34:36.9	+3:44.9	34:36.9
18	6	GAJDICIAR Vladimir	SVK	LW12	100	8:07.8	22	16:41.5	19	25:29.4	17	34:42.8	+3:50.8	34:42.8
19	13	TKACHENKO Mykhaylo	UKR	LW12	100	7:33.4	6	16:23.9	15	25:53.5	19	35:22.6	+4:30.6	35:22.6
20	8	KORNIKO Aleksandr	UKR	LW12	100	8:08.1	23	16:58.1	22	26:03.5	20	35:23.5	+4:31.5	35:23.5
21	5	ROCHA Fernando	BRA	LW11.5	97	8:03.6	=18	16:49.9	20	26:08.0	21	36:44.0	+4:54.7	35:37.9
22	12	WAGNER Jeremy	USA	LW11.5	97	7:57.7	16	16:57.6	21	26:14.9	22	36:46.7	+4:57.4	35:40.5
23	7	DODSON Travis	USA	LW12	100	8:05.7	21	17:04.6	23	26:28.6	23	35:49.6	+4:57.6	35:49.6
24	3	BOURQUE Yves	CAN	LW12	100	9:01.3	25	18:49.3	24	28:51.6	24	39:11.5	+8:19.5	39:11.5
25	2	TOMASONI Giordano	ITA	LW11.5	97	9:07.6	27	19:06.9	26	29:14.4	25	41:01.6	+9:12.3	39:47.8
26	1	FORTIER Sebastien	CAN	LW11.5	97	9:04.2	26	19:04.1	25	29:25.9	26	41:17.7	+9:28.4	40:03.4

Did not finish							
	4	RUEPP Roland	ITA	LW11.5	97	8:39.5	24

Did not start							
	21	LARSEN Trygve Steinar	NOR	LW12	100		

Weather	Snow Condition	Temperatures		Competitors				
		Air	Snow	Entries	Ranked	DSQ	DNF	DNS
Cloudy	Hard	6.3°C	0.0°C	28	26	0	1	1

IPC TD  
  
APEDAILE Len (CAN)

Competition Secretary  
  
MOKEROVA Elena (RUS)

**NOTE**  
All times except "Real Time" are calculated times. Calculated time is the real time multiplied by the athlete's percentage.  
Delta - Time difference of the competitor's real time and his/her real time equal to the winners result (skiing time)

**LEGEND**  
= Equal sign indicates that two or more competitors share the same rank  
DNS Did not start  
Rk Rank  
DNF Did not finish  
DSQ Disqualified



SUN 16 MAR 2014  
Start Time 10:20

**Official Results**  
Официальные Результаты

Jury		Course Information	
IPC Technical Delegate	APEDAILE Len (CAN)	Course Name:	2.5 km blue
Assistant IPC Technical Delegate	MAGAND Guy (FRA)	Height Difference (HD)	32 m
Assistant IPC Technical Delegate	KELLER Ruedi (SUI)	Maximum Climb (MC)	31 m
IPC Race Director	NEESER Hans-Peter (SUI)	Total Climb (TC)	340 m
Jury Member	LARSON Gary (USA)	Length of Lap	2605 m
Chief of Competition	MARKOV Andrey (RUS)	Number of Laps	4

Rank	Bib	Name	NPC Code	Sport Class	%	2.5 km	Rk	5.0 km	Rk	7.5 km	Rk	Real Time	Delta	Result
1	118	McKEEVER Brian Guide: CARLETON Erik	CAN	B3	100	5:49.2	2	11:50.3	2	17:31.0	2	23:18.1		23:18.1
2	119	CHOKHLAEV Stanislav Guide: PIROGOV Maksim	RUS	B1	87	5:42.5	1	11:35.5	1	17:22.3	1	26:55.1	+8.1	23:25.1
3	115	CLARION Thomas Guide: BOURLA Julien	FRA	B1	87	5:58.4	4	11:58.4	3	18:02.5	3	27:52.3	+1:05.3	24:14.9
4	117	POLUKHIN Nikolay Guide: TOKAREV Andrey	RUS	B2	98	5:55.6	3	12:06.4	4	18:20.4	4	25:13.4	+1:26.8	24:43.1
5	113	SHAPTSIABOI Vasili Guide: LEBEDZEU Mikhail	BLR	B2	98	6:00.2	5	12:16.6	5	18:35.9	5	25:23.3	+1:36.7	24:52.8
6	116	MODIN Zebastian Guide: ACKEROT Albin	SWE	B1	87	6:07.1	7	12:18.8	6	18:39.2	6	29:03.1	+2:16.1	25:16.5
7	106	ADICOFF Jacob Guide: PLETCHER Reid	USA	B3	100	6:14.8	10	12:36.7	8	19:08.1	7	25:43.0	+2:24.9	25:43.0
8	109	KOVALEVSKYI Anatolii Guide: MUKSHYN Oleksandr	UKR	B2	98	6:10.7	9	12:46.1	11	19:22.2	9	26:21.7	+2:35.1	25:50.1
9	112	ARTEMOV Aleksander Guide: CHEREPANOV Ilya	RUS	B1	87	6:21.3	12	12:45.8	10	19:24.8	10	30:10.4	+3:23.4	26:15.0
10	108	RESHETYNSKIY Iaroslav Guide: KHURTYK Dmytro	UKR	B3	100	6:02.9	6	12:23.1	7	19:11.1	8	26:15.3	+2:57.2	26:15.3
11	111	UTKIN Iurii Guide: KAZAKOV Vitaliy	UKR	B3	100	6:10.4	8	12:49.3	12	19:43.0	11	26:45.8	+3:27.7	26:45.8
12	114	PONOMAREV Oleg Guide: ROMANOV Andrei	RUS	B3	100	6:18.7	11	12:43.8	9	20:03.6	12	27:12.7	+3:54.6	27:12.7
13	110	UDALTCOV Vladimir Guide: BOGACHEV Ruslan	RUS	B3	100	6:25.6	13	13:20.5	13	20:15.2	13	27:26.3	+4:08.2	27:26.3
14	107	BYE Eirik Guide: HELLERUD Kristian Myhre	NOR	B3	100	6:40.2	14	13:37.4	14	20:54.1	14	28:15.1	+4:57.0	28:15.1
15	105	BURTON Kevin Guide: CHAMBERLAIN David	USA	B2	98	6:57.5	15	13:54.8	15	21:09.5	15	29:00.6	+5:14.0	28:25.8
16	104	KLEMETTI Rudolf Guide: SALMINEN Timo	FIN	B2	98	7:36.3	17	15:08.3	17	22:41.7	17	30:52.9	+7:06.3	30:15.8
17	103	KANAFIN Kairat Guide: KOLOMEYETS Dmitriy	KAZ	B2	98	7:15.7	16	14:48.6	16	22:40.9	16	31:12.8	+7:26.2	30:35.3
18	102	CHOI Bogue Guide: SEO Jeongryun	KOR	B3	100	8:07.3	18	16:51.0	18	25:58.1	18	35:24.2	+12:06.1	35:24.2
19	101	GEORGIEV Svetoslav Guide: BIRNIKOV Ivan	BUL	B2	98	10:04.9	19	18:47.0	19	28:00.5	19	37:43.6	+13:57.0	36:58.3

Weather	Snow Condition	Temperatures		Competitors				
		Air	Snow	Entries	Ranked	DSQ	DNF	DNS
Sunny	Hard	5.7°C	0.0°C	19	19	0	0	0

IPC TD  
  
APEDAILE Len (CAN)

Competition Secretary  
  
MOKEROVA Elena (RUS)

**NOTE**

All times except "Real Time" are calculated times. Calculated time is the real time multiplied by the athlete's percentage.  
Delta - Time difference of the competitor's real time and his/her real time equal to the winners result (skiing time)

**LEGEND**

DNF Did not finish    DNS Did not start    DSQ Disqualified    Rk Rank





SUN 16 MAR 2014  
Start Time 11:23

## Official Results

### Официальные Результаты

Jury		Course Information	
IPC Technical Delegate	APEDAILE Len (CAN)	Course Name:	2.5 km blue
Assistant IPC Technical Delegate	MAGAND Guy (FRA)	Height Difference (HD)	26 m
Assistant IPC Technical Delegate	KELLER Ruedi (SUI)	Maximum Climb (MC)	21 m
IPC Race Director	NEESER Hans-Peter (SUI)	Total Climb (TC)	150 m
Jury Member	LARSON Gary (USA)	Length of Lap	2374 m
Chief of Competition	MARKOV Andrey (RUS)	Number of Laps	2

Rank	Bib	Name	NPC Code	Sport Class	%	2.5 km	Rk	Real Time	Delta	Result
1	175	MILENINA Anna	RUS	LW8	97	6:42.6	3	13:57.0		13:31.9
2	176	BATENKOVA Iuliia	UKR	LW6	96	6:45.0	4	14:18.8	+13.1	13:44.4
3	177	KONONOVA Oleksandra	UKR	LW8	97	6:33.9	1	14:12.5	+15.5	13:46.9
4	178	KAUFMAN Alena	RUS	LW8	97	6:34.1	2	14:16.7	+19.7	13:51.0
5	167	LIASHENKO Liudmyla	UKR	LW8	97	6:54.6	7	14:29.0	+32.0	14:02.9
6	168	DEKIJIMA Momoko	JPN	LW6	96	7:03.8	8	15:04.7	+59.0	14:28.5
7	172	BRATIUK Natalia	RUS	LW8	97	6:52.3	5	15:00.6	+1:03.6	14:33.6
8	170	JARVELA Maija	FIN	LW8	97	6:53.7	6	15:11.1	+1:14.1	14:43.8
9	166	ABE Yurika	JPN	LW6	96	7:04.7	9	15:38.1	+1:32.4	15:00.6
10	174	OTA Shoko	JPN	LW8	97	7:22.6	12	15:31.9	+1:34.9	15:03.9
11	169	BUI Iryna	UKR	LW8	97	7:14.7	10	16:02.2	+2:05.2	15:33.3
12	164	HUDAK Brittany	CAN	LW8	97	7:40.7	14	16:03.9	+2:06.9	15:35.0
13	165	OLSEN Anne Karen	NOR	LW6	96	7:22.0	11	16:25.9	+2:20.2	15:46.5
14	171	VARONA Larysa	BLR	LW8	97	7:40.6	13	16:32.2	+2:35.2	16:02.4
15	173	RIPA Helene	SWE	LW2	92	7:54.3	15	17:50.1	+3:07.6	16:24.5
16	163	BISSON Caroline	CAN	LW6	96	8:08.5	16	17:37.5	+3:31.8	16:55.2
17	162	KARLSEN Marie	NOR	LW9	90	9:20.8	17	22:32.1	+7:30.0	20:16.9
18	161	MAZURENKO Yelena	KAZ	LW6	96	13:25.6	18	30:09.8	+16:04.1	28:57.4

Weather	Snow Condition	Temperatures		Competitors				
		Air	Snow	Entries	Ranked	DSQ	DNF	DNS
Sunny	Hard	6.7°C	0.0°C	18	18	0	0	0

IPC TD  
  
APEDAILE Len (CAN)

Competition Secretary  
  
MOKEROVA Elena (RUS)

#### NOTE

All times except "Real Time" are calculated times. Calculated time is the real time multiplied by the athlete's percentage.  
Delta - Time difference of the competitor's real time and his/her real time equal to the winners result (skiing time)

#### LEGEND

DNF Did not finish    DNS Did not start    DSQ Disqualified    Rk Rank



SUN 16 MAR 2014  
Start Time 12:30

## Official Results

### Официальные Результаты

Jury		Course Information	
IPC Technical Delegate	APEDAILE Len (CAN)	Course Name:	2.5 km red
Assistant IPC Technical Delegate	MAGAND Guy (FRA)	Height Difference (HD)	18 m
Assistant IPC Technical Delegate	KELLER Ruedi (SUI)	Maximum Climb (MC)	8 m
IPC Race Director	NEESER Hans-Peter (SUI)	Total Climb (TC)	86 m
Jury Member	LARSON Gary (USA)	Length of Lap	2389 m
Chief of Competition	MARKOV Andrey (RUS)	Number of Laps	2

Rank	Bib	Name	NPC Code	Sport Class	%	2.5 km	Rk	Real Time	Delta	Result
1	152	ESKAU Andrea	GER	LW11	94	7:46.7	1	17:10.4		16:08.6
2	149	PAVLENKO Lyudmyla	UKR	LW11	94	7:58.5	2	17:30.0	+19.6	16:27.0
3	143	MASTERS Oksana	USA	LW12	100	8:11.5	3	17:04.8	+56.2	17:04.8
4	150	ZAYNULLINA Marta	RUS	LW12	100	8:17.8	4	17:21.6	+1:13.0	17:21.6
5	148	KONOVALOVA Svetlana	RUS	LW12	100	8:29.3	8	17:23.4	+1:14.8	17:23.4
6	142	VAUCHOK Liudmila	BLR	LW11	94	8:23.1	6	18:32.4	+1:22.0	17:25.7
7	141	McFADDEN Tatyana	USA	LW11	94	8:21.9	5	18:34.7	+1:24.3	17:27.8
8	146	IOVLEVA Maria	RUS	LW12	100	8:23.2	7	17:36.8	+1:28.2	17:36.8
9	147	WICKER Anja	GER	LW10.5	90	8:32.0	9	19:36.7	+1:40.5	17:39.0
10	151	PORCELLATO Francesca	ITA	LW10	86	8:32.9	10	20:42.1	+1:55.8	17:48.2
11	140	SHYTS Valiantsina	BLR	LW10.5	90	8:36.2	11	19:53.7	+1:57.5	17:54.3
12	138	SKARSTEIN Birgit	NOR	LW11	94	8:37.8	12	19:11.7	+2:01.3	18:02.6
13	144	BOURGONJE Colette	CAN	LW10	86	8:52.5	13	21:10.9	+2:24.6	18:13.0
14	145	IURKOVSKA Olena	UKR	LW12	100	8:55.3	14	18:23.8	+2:15.2	18:23.8
15	153	MARTHINSEN Mariann	NOR	LW12	100	9:27.8	18	18:39.0	+2:30.4	18:39.0
16	136	BASCIO Monica	USA	LW11	94	9:03.9	15	20:02.5	+2:52.1	18:50.4
17	137	HRAFEYEVA Lidziya	BLR	LW12	100	9:15.3	16	19:13.0	+3:04.4	19:13.0
18	139	ABDIKARIMOVA Akzhana	RUS	LW10.5	90	9:24.8	17	21:42.4	+3:46.2	19:32.2
19	135	REQUIST Beth	USA	LW11	94	9:54.7	19	21:35.1	+4:24.7	20:17.4
20	134	SEO Vo-Ra-Mi	KOR	LW10.5	90	10:42.5	20	24:36.9	+6:40.7	22:09.2
21	133	ENO Mayuko	JPN	LW11.5	97	11:17.6	21	24:17.3	+7:38.7	23:33.6
22	132	PYY Sini	FIN	LW11	94	11:23.9	22	25:05.4	+7:55.0	23:35.1
23	131	BALTABAYEVA Zhanyl	KAZ	LW12	100	12:25.5	23	26:11.5	+10:02.9	26:11.5

Weather	Snow Condition	Temperatures		Competitors				
		Air	Snow	Entries	Ranked	DSQ	DNF	DNS
Partly cloudy	Hard	6.9°C	0.0°C	23	23	0	0	0

IPC TD  
  
APEDAILE Len (CAN)

Competition Secretary  
  
MOKEROVA Elena (RUS)

**NOTE**  
All times except "Real Time" are calculated times. Calculated time is the real time multiplied by the athlete's percentage.  
Delta - Time difference of the competitor's real time and his/her real time equal to the winners result (skiing time)

LEGEND						
DNF	Did not finish	DNS	Did not start	DSQ	Disqualified	Rk Rank



SUN 16 MAR 2014  
Start Time 11:40

**Official Results**  
Официальные Результаты

Jury		Course Information	
IPC Technical Delegate	APEDAILE Len (CAN)	Course Name:	2.5 km blue
Assistant IPC Technical Delegate	MAGAND Guy (FRA)	Height Difference (HD)	26 m
Assistant IPC Technical Delegate	KELLER Ruedi (SUI)	Maximum Climb (MC)	21 m
IPC Race Director	NEESER Hans-Peter (SUI)	Total Climb (TC)	150 m
Jury Member	LARSON Gary (USA)	Length of Lap	2374 m
Chief of Competition	MARKOV Andrey (RUS)	Number of Laps	2

Rank	Bib	Name	NPC Code	Sport Class	%	2.5 km	Rk	Real Time	Delta	Result
1	199	REMIZOVA Elena Guide: YAKIMOVA Natalia	RUS	B2	98	6:27.2	2	13:40.2		13:23.8
2	198	LYSOVA Mikhailina Guide: IVANOV Alexey	RUS	B2	98	6:24.0	1	13:44.2	+4.0	13:27.7
3	197	BUDALEEVA Iuliia Guide: MALTSEVA Tatiana	RUS	B2	98	6:31.0	4	13:45.1	+4.9	13:28.6
4	195	SHYSHKOVA Oksana Guide: NESTERENKO Lada	UKR	B2	98	6:29.9	3	14:00.3	+20.1	13:43.5
5	193	SKORABAHATAYA Yadviha Guide: NAFRANOVICH Iryna	BLR	B2	98	7:03.7	5	14:57.6	+1:17.4	14:39.6
6	194	HOESCH Vivian Guide: SCHLEE Norman	GER	B1	87	7:09.2	6	17:11.4	+1:47.5	14:57.3
7	196	WELDON Robbi Guide: WOOD Phil	CAN	B2	98	7:13.0	7	15:42.3	+2:02.1	15:23.5
8	191	GORBOUNOVA Margarita Guide: BUNDON Andrea	CAN	B3	100	7:23.8	8	15:42.2	+2:18.4	15:42.2
9	192	PRYLUTSKA Olga Guide: MOGYLNYI Volodymyr	UKR	B3	100	7:38.2	9	16:22.5	+2:58.7	16:22.5

Weather	Snow Condition	Temperatures		Competitors				
		Air	Snow	Entries	Ranked	DSQ	DNF	DNS
Sunny	Hard	6.7°C	0.0°C	9	9	0	0	0

IPC TD  
  
APEDAILE Len (CAN)

Competition Secretary  
  
MOKEROVA Elena (RUS)

**NOTE**

All times except "Real Time" are calculated times. Calculated time is the real time multiplied by the athlete's percentage.  
Delta - Time difference of the competitor's real time and his/her real time equal to the winners result (skiing time)

**LEGEND**

DNF Did not finish    DNS Did not start    DSQ Disqualified    Rk Rank



SUN 9 MAR 2014  
Start Time 10:00

## Official Results

### Официальные Результаты

Jury		Course Information	
IPC Technical Delegate	APEDAILE Len (CAN)	Course Name:	3 km red
Assistant IPC Technical Delegate	MAGAND Guy (FRA)	Height Difference (HD)	18 m
Assistant IPC Technical Delegate	KELLER Ruedi (SUI)	Maximum Climb (MC)	9 m
IPC Race Director	NEESER Hans-Peter (SUI)	Total Climb (TC)	260 m
Jury Member	LARSON Gary (USA)	Length of Lap	2830 m
Chief of Competition	MARKOV Andrey (RUS)	Number of Laps	5

Rank	Bib	Name	NPC Code	Sport Class	%	3.0 km	Rk	9.0 km	Rk	Real Time	Delta	Result
1	21	PETUSHKOV Roman	RUS	LW12	100	8:02.8	1	24:12.1	1	40:51.6		40:51.6
2	19	ZARIPOV Irek	RUS	LW12	100	8:21.0	4	25:05.3	3	41:55.1	+1:03.5	41:55.1
3	17	DAVIDOVICH Aleksandr	RUS	LW12	100	8:17.4	2	25:00.7	2	42:08.6	+1:17.0	42:08.6
4	20	YAROVYI Maksym	UKR	LW10	86	8:28.9	6	25:17.0	4	49:00.5	+1:29.8	42:08.8
5	12	SOULE Andrew	USA	LW12	100	8:21.3	5	25:25.5	6	42:53.8	+2:02.2	42:53.8
6	14	KLEBL Chris	CAN	LW11	94	8:19.4	3	25:19.4	5	45:52.0	+2:23.9	43:06.9
7	15	MASIELLO Enzo	ITA	LW11	94	8:35.3	9	25:58.3	7	46:48.0	+3:19.9	43:59.5
8	11	LUKYANENKA Yauheni	BLR	LW12	100	8:49.9	11	26:03.4	8	44:19.1	+3:27.5	44:19.1
9	13	HALSTED Sean	USA	LW11.5	97	8:46.3	10	26:39.9	11	46:21.3	+4:13.9	44:57.9
10	10	TKACHENKO Mykhaylo	UKR	LW12	100	8:32.6	7	26:16.8	9	44:58.8	+4:07.2	44:58.8
11	9	ROSIEK Kamil	POL	LW12	100	8:51.7	12	26:44.0	12	45:13.1	+4:21.5	45:13.1
12	8	PIKE Aaron	USA	LW11.5	97	8:54.9	13	26:44.7	13	46:44.7	+4:37.3	45:20.6
13	18	CNOSSEN Daniel	USA	LW12	100	9:11.4	14	27:03.8	14	45:22.4	+4:30.8	45:22.4
14	16	KUBO Kozo	JPN	LW11	94	8:34.0	8	26:23.2	10	48:59.4	+5:31.3	46:03.0
15	6	ROCHA Fernando	BRA	LW11.5	97	9:30.6	16	29:30.3	16	51:03.3	+8:55.9	49:31.4
16	5	RUEPP Roland	ITA	LW11.5	97	9:23.2	15	29:22.3	15	51:45.2	+9:37.8	50:12.0
17	7	PEREZ Augusto Jose	USA	LW12	100	10:05.6	19	30:46.3	18	51:24.2	+10:32.6	51:24.2
18	2	FORTIER Sebastien	CAN	LW11.5	97	9:44.8	17	30:20.6	17	53:19.3	+11:11.9	51:43.3
19	1	PRICE Bryan	USA	LW11.5	97	10:03.0	18	30:51.1	19	53:56.6	+11:49.2	52:19.5
20	4	BOURQUE Yves	CAN	LW12	100	10:16.3	20	32:21.8	20	55:25.4	+14:33.8	55:25.4
21	3	TOMASONI Giordano	ITA	LW11.5	97	10:43.6	21	33:09.3	21	58:36.3	+16:28.9	56:50.8

Weather	Snow Condition	Temperatures		Competitors				
		Air	Snow	Entries	Ranked	DSQ	DNF	DNS
Cloudy	Wet	10.8°C	0.0°C	21	21	0	0	0

IPC TD  
  
APEDAILE Len (CAN)

Competition Secretary  
  
MOKEROVA Elena (RUS)

#### NOTE

All times except "Real Time" are calculated times. Calculated time is the real time multiplied by the athlete's percentage.  
Delta - Time difference of the competitor's real time and his/her real time equal to the winners result (skiing time)

#### LEGEND

DNF Did not finish    DNS Did not start    DSQ Disqualified    Rk Rank



SUN 9 MAR 2014  
Start Time 12:30

## Official Results

### Официальные Результаты

Jury		Course Information	
IPC Technical Delegate	APEDAILE Len (CAN)	Course Name:	3 km red
Assistant IPC Technical Delegate	MAGAND Guy (FRA)	Height Difference (HD)	18 m
Assistant IPC Technical Delegate	KELLER Ruedi (SUI)	Maximum Climb (MC)	9 m
IPC Race Director	NEESER Hans-Peter (SUI)	Total Climb (TC)	208 m
Jury Member	LARSON Gary (USA)	Length of Lap	2830 m
Chief of Competition	MARKOV Andrey (RUS)	Number of Laps	4

Rank	Bib	Name	NPC Code	Sport Class	%	3.0 km	Rk	6.0 km	Rk	9.0 km	Rk	Real Time	Delta	Result
1	114	PAVLENKO Lyudmyla	UKR	LW11	94	9:24.3	1	18:57.6	1	28:48.6	1	41:23.3		38:54.3
2	110	MASTERS Oksana	USA	LW12	100	9:27.1	2	19:16.4	2	29:10.5	2	39:16.0	+21.7	39:16.0
3	113	KONOVALOVA Svetlana	RUS	LW12	100	9:33.5	3	19:22.5	3	29:31.2	3	39:49.8	+55.5	39:49.8
4	117	MARTHINSEN Mariann	NOR	LW12	100	9:56.3	8	19:49.1	5	29:51.4	4	40:00.8	+1:06.5	40:00.8
5	107	McFADDEN Tatyana	USA	LW11	94	9:38.8	5	19:52.0	7	30:14.5	6	43:13.8	+1:50.5	40:38.2
6	108	VAUCHOK Liudmila	BLR	LW11	94	9:56.0	7	19:51.2	6	30:10.0	5	43:32.9	+2:09.6	40:56.1
7	102	BASCIO Monica	USA	LW11	94	10:15.6	12	20:46.2	10	31:15.9	7	44:36.8	+3:13.5	41:56.2
8	112	WICKER Anja	GER	LW10.5	90	10:09.1	9	20:41.4	9	31:28.3	9	47:05.6	+3:51.9	42:23.0
9	105	KOCHEROVA Natalia	RUS	LW12	100	10:17.2	13	20:48.2	11	31:29.3	10	42:24.6	+3:30.3	42:24.6
10	115	PORCELLATO Francesca	ITA	LW10	86	10:12.9	10	20:51.0	12	31:38.6	11	49:50.0	+4:35.7	42:51.4
11	106	SHYTS Valiantsina	BLR	LW10.5	90	9:50.8	6	20:20.1	8	31:22.1	8	47:44.3	+4:30.6	42:57.9
12	103	SKARSTEIN Birgit	NOR	LW11	94	10:21.7	15	21:22.4	15	32:30.3	14	46:22.8	+4:59.5	43:35.8
13	111	BOURGONJE Colette	CAN	LW10	86	10:13.5	11	21:03.6	13	32:12.7	12	50:58.5	+5:44.2	43:50.3
14	104	ABDIKARIMOVA Akzhana	RUS	LW10.5	90	10:20.1	14	21:07.7	14	32:16.4	13	48:47.1	+5:33.4	43:54.4
15	109	ANDREEVA Nadezda	RUS	LW12	100	10:24.5	16	21:32.7	16	32:50.0	15	44:25.9	+5:31.6	44:25.9
16	101	REQUIST Beth	USA	LW11	94	11:27.3	17	23:02.8	17	34:40.6	16	49:27.1	+8:03.8	46:29.1

Did not finish										
	116	ESKAU Andrea	GER	LW11	94	9:36.3	4	19:38.3	4	

Weather	Snow Condition	Temperatures		Competitors				
		Air	Snow	Entries	Ranked	DSQ	DNF	DNS
Cloudy	Wet	12.7°C	0.0°C	17	16	0	1	0

IPC TD  
  
APEDAILE Len (CAN)

Competition Secretary  
  
MOKEROVA Elena (RUS)

**NOTE**  
All times except "Real Time" are calculated times. Calculated time is the real time multiplied by the athlete's percentage.  
Delta - Time difference of the competitor's real time and his/her real time equal to the winners result (skiing time)

**LEGEND**  
DNF Did not finish    DNS Did not start    DSQ Disqualified    Rk Rank



MON 10 MAR 2014  
Start Time 10:00

## Official Results

### Официальные Результаты

Jury		Course Information	
IPC Technical Delegate	APEDAILE Len (CAN)	Course Name:	4 km blue
Assistant IPC Technical Delegate	MAGAND Guy (FRA)	Height Difference (HD)	32 m
Assistant IPC Technical Delegate	KELLER Ruedi (SUI)	Maximum Climb (MC)	32 m
IPC Race Director	NEESER Hans-Peter (SUI)	Total Climb (TC)	675 m
Jury Member	LARSON Gary (USA)	Length of Lap	3984 m
Chief of Competition	MARKOV Andrey (RUS)	Number of Laps	5

Rank	Bib	Name	NPC Code	Sport Class	%	4.0 km	Rk	8.0 km	Rk	12.0 km	Rk	16.0 km	Rk	Real Time	Delta	Result
1	20	MINNEGULOV Rushan	RUS	LW8	91	10:00.0	1	19:56.5	1	30:11.2	1	40:25.2	1	55:57.3		50:55.1
2	14	TUOMISTO Ilkka	FIN	LW8	91	10:18.7	5	20:38.1	2	30:51.8	2	41:14.0	2	56:37.2	+39.9	51:31.5
3	19	LEKOMTCEV Vladislav	RUS	LW6	90	10:12.9	3	20:41.8	3	31:05.0	3	41:25.0	3	57:29.5	+54.9	51:44.6
4	15	NITTA Yoshihiro	JPN	LW8	91	10:10.4	2	20:47.2	4	32:06.2	4	42:59.1	4	59:31.7	+3:34.4	54:10.2
5	13	UHLIG Tino	GER	LW8	91	10:28.4	6	21:25.0	6	32:58.2	6	44:16.6	5	1:01:00.2	+5:02.9	55:30.8
6	16	REPTYUKH Ihor	UKR	LW8	91	10:13.6	4	21:08.3	5	32:35.1	5	44:52.6	6	1:01:38.4	+5:41.1	56:05.5
7	17	MIKHAYLOV Kirill	RUS	LW4	96	11:02.6	9	22:18.3	8	33:17.4	7	45:06.6	7	58:52.9	+5:50.5	56:31.6
8	18	KONONOV Vladimir	RUS	LW5/7	81	10:54.2	8	22:09.7	7	34:02.3	8	45:19.1	8	1:10:25.2	+7:33.5	57:02.4
9	12	SYTNYK Vitalii	UKR	LW6	90	10:52.3	7	22:36.4	9	35:14.0	9	46:52.3	9	1:05:01.7	+8:27.1	58:31.5
10	1	KURZ Michael	AUT	LW9	90	11:32.1	11	23:27.3	10	36:00.0	10	48:10.8	10	1:07:13.0	+10:38.4	1:00:29.7
11	10	VAUCHUNOVICH Sjarhei	BLR	LW6	90	11:29.3	10	23:41.1	11	36:44.2	11	48:51.8	11	1:07:36.2	+11:01.6	1:00:50.6
12	11	ROBLEDO Pablo Javier	ARG	LW4	96	11:38.3	12	23:52.1	12	37:20.0	12	50:24.9	12	1:05:24.2	+12:21.8	1:02:47.2
13	7	KOLYADIN Alexandr	KAZ	LW4	96	11:44.0	13	24:25.3	13	37:57.5	=13	50:54.7	13	1:06:40.3	+13:37.9	1:04:00.3
14	6	BATMUNKH Ganbold	MGL	LW6	90	11:53.3	14	24:58.7	14	37:57.5	=13	50:57.6	14	1:11:08.3	+14:33.7	1:04:01.5
15	9	ZOU Dexin	CHN	LW6	90	12:22.1	15	25:49.2	15	39:34.6	15	53:26.4	15	1:14:49.7	+18:15.1	1:07:20.7
16	2	LIU Jianhui	CHN	LW8	91	12:56.9	18	26:50.0	16	40:49.5	16	55:16.3	16	1:16:32.4	+20:35.1	1:09:39.1
17	5	TIAN Ye	CHN	LW8	91	12:52.0	17	26:56.5	17	41:26.3	17	55:39.0	17	1:17:35.5	+21:38.2	1:10:36.5
18	3	OMAN John	USA	LW8	91	16:23.1	20	32:45.9	20	47:00.9	18	1:01:51.5	18	1:24:41.4	+28:44.1	1:17:04.1

Did not finish	
4	DU Haitao CHN LW5/7 81 13:38.6 19 28:51.1 19
8	CHENG Shishuai CHN LW6 90 12:25.7 16 27:35.3 18

Weather	Snow Condition	Temperatures		Competitors				
		Air	Snow	Entries	Ranked	DSQ	DNF	DNS
Sunny	Hard	12.8°C	0.0°C	20	18	0	2	0

IPC TD  
  
APEDAILE Len (CAN)

Competition Secretary  
  
MOKEROVA Elena (RUS)

**NOTE**  
All times except "Real Time" are calculated times. Calculated time is the real time multiplied by the athlete's percentage.  
Delta - Time difference of the competitor's real time and his/her real time equal to the winners result (skiing time)

**LEGEND**  
= Equal sign indicates that two or more competitors share the same rank    **DNF** Did not finish  
**DNS** Did not start    **DSQ** Disqualified  
**Rk** Rank



MON 10 MAR 2014  
Start Time 11:00

**Official Results**  
Официальные Результаты

Jury		Course Information		
IPC Technical Delegate	APEDAILE Len (CAN)	Course Name:	4 km blue	
Assistant IPC Technical Delegate	MAGAND Guy (FRA)	Height Difference (HD)	32 m	
Assistant IPC Technical Delegate	KELLER Ruedi (SUI)	Maximum Climb (MC)	32 m	
IPC Race Director	NEESER Hans-Peter (SUI)	Total Climb (TC)	675 m	
Jury Member	LARSON Gary (USA)	Length of Lap	3984 m	
Chief of Competition	MARKOV Andrey (RUS)	Number of Laps	5	

Rank	Bib	Name	NPC Code	Sport Class	%	4.0 km	Rk	8.0 km	Rk	12.0 km	Rk	16.0 km	Rk	Real Time	Delta	Result
1	62	McKEEVER Brian Guide: CARLETON Erik	CAN	B3	100	10:51.9	3	21:32.4	2	31:43.9	1	42:09.0	1	52:37.1		52:37.1
2	63	CHOKHLAEV Stanislav Guide: PIROGOV Maksim	RUS	B1	87	10:32.1	1	21:07.3	1	31:45.6	2	42:39.5	2	1:01:44.9	+1:16.0	53:43.3
3	61	MODIN Zebastian Guide: ACKEROT Albin	SWE	B1	87	10:40.1	2	21:40.1	3	33:03.8	3	44:47.3	3	1:05:02.2	+4:33.3	56:34.9
4	58	ARTEMOV Aleksander Guide: CHEREPANOV Ilya	RUS	B1	87	10:55.0	4	22:23.9	4	34:20.8	4	46:16.8	4	1:06:35.1	+6:06.2	57:55.7
5	56	UDALTCOV Vladimir Guide: BOGACHEV Ruslan	RUS	B3	100	11:11.6	6	22:54.7	6	34:45.6	5	46:38.5	5	58:22.9	+5:45.8	58:22.9
6	53	ADICOFF Jacob Guide: PLETCHER Reid	USA	B3	100	11:37.4	=8	23:17.9	8	35:10.5	7	47:10.9	6	58:37.4	+6:00.3	58:37.4
7	57	UTKIN Iurii Guide: KAZAKOV Vitaliy	UKR	B3	100	11:10.7	5	23:01.8	7	35:19.2	9	47:28.2	9	59:06.1	+6:29.0	59:06.1
8	54	BYE Eirik Guide: HELLERUD Kristian Myhre	NOR	B3	100	11:43.7	10	23:25.0	9	35:15.6	8	47:18.8	8	59:21.5	+6:44.4	59:21.5
9	55	RESHETYNSKIY Iaroslav Guide: KHURTYK Dmytro	UKR	B3	100	11:20.4	7	22:47.7	5	35:02.9	6	47:16.0	7	59:27.6	+6:50.5	59:27.6
10	52	BURTON Kevin Guide: CHAMBERLAIN David	USA	B2	98	13:23.7	11	26:38.2	11	40:39.6	10	54:12.8	10	1:08:41.0	+14:59.5	1:07:18.6
11	51	KLEMETTI Rudolf Guide: SALMINEN Timo	FIN	B2	98	13:30.3	12	27:17.1	12	41:38.5	11	56:06.1	11	1:11:58.9	+18:17.4	1:10:32.5

Did not finish																
	59	SHAPTSIABOI Vasili	BLR	B2	98	11:37.4	=8	23:58.2	10							

Did not start																
	60	PONOMAREV Oleg	RUS	B3	100											

Weather	Snow Condition	Temperatures		Competitors				
		Air	Snow	Entries	Ranked	DSQ	DNF	DNS
Sunny	Soft	13.7°C	0.0°C	13	11	0	1	1

IPC TD  
  
APEDAILE Len (CAN)

Competition Secretary  
  
MOKEROVA Elena (RUS)

**NOTE**  
All times except "Real Time" are calculated times. Calculated time is the real time multiplied by the athlete's percentage.  
Delta - Time difference of the competitor's real time and his/her real time equal to the winners result (skiing time)

**LEGEND**  
= Equal sign indicates that two or more competitors share the same rank    **DNF** Did not finish  
**DNS** Did not start    **DSQ** Disqualified  
**Rk** Rank



MON 10 MAR 2014  
Start Time 12:55

## Official Results

### Официальные Результаты

Jury		Course Information	
IPC Technical Delegate	APEDAILE Len (CAN)	Course Name:	3 km blue
Assistant IPC Technical Delegate	MAGAND Guy (FRA)	Height Difference (HD)	32 m
Assistant IPC Technical Delegate	KELLER Ruedi (SUI)	Maximum Climb (MC)	32 m
IPC Race Director	NEESER Hans-Peter (SUI)	Total Climb (TC)	445 m
Jury Member	LARSON Gary (USA)	Length of Lap	2830 m
Chief of Competition	MARKOV Andrey (RUS)	Number of Laps	5

Rank	Bib	Name	NPC Code	Sport Class	%	3.0 km	Rk	6.0 km	Rk	9.0 km	Rk	12.0 km	Rk	Real Time	Delta	Result
1	108	RIPA Helene	SWE	LW2	92	9:33.7	2	19:24.3	2	29:34.5	2	39:46.3	2	54:09.1		49:49.2
2	110	BATENKOVA Iuliia	UKR	LW6	90	9:16.8	1	19:01.3	1	29:04.0	1	39:35.6	1	55:25.7	+4.4	49:53.1
3	109	MILENINA Anna	RUS	LW8	91	9:57.0	5	20:02.3	4	30:15.4	3	40:44.8	3	56:32.6	+1:47.8	51:27.3
4	107	VARONA Larysa	BLR	LW8	91	10:13.6	6	20:29.9	5	30:59.6	5	41:32.4	5	56:54.2	+2:09.4	51:46.9
5	112	KAUFMAN Alena	RUS	LW8	91	9:56.5	4	19:49.6	3	30:15.7	4	41:03.6	4	57:18.9	+2:34.1	52:09.4
6	111	KONONOVA Oleksandra	UKR	LW8	91	9:51.0	3	20:49.5	6	31:36.3	6	42:28.0	6	59:08.5	+4:23.7	53:49.1
7	102	KARLSEN Marie	NOR	LW9	90	10:55.7	10	22:16.7	9	33:26.9	8	44:45.1	8	1:02:10.0	+6:48.7	55:57.0
8	105	ABE Yurika	JPN	LW6	90	10:27.3	8	21:36.3	7	33:18.6	7	44:40.5	7	1:02:14.9	+6:53.6	56:01.4
9	106	LIASHENKO Liudmyla	UKR	LW8	91	10:34.2	9	22:11.0	8	34:09.6	9	46:25.1	9	1:04:18.0	+9:33.2	58:30.8
10	103	HUDAK Brittany	CAN	LW8	91	11:16.0	11	22:41.4	10	34:42.8	10	47:05.7	10	1:05:01.8	+10:17.0	59:10.6
11	101	PAVLENKO Kateryna	UKR	LW8	91	12:16.0	12	25:44.3	11	39:41.7	11	53:45.0	11	1:14:10.7	+19:25.9	1:07:30.1

Did not finish							
	104	OLSEN Anne Karen	NOR	LW6	90	10:21.4	7

Weather	Snow Condition	Temperatures		Competitors				
		Air	Snow	Entries	Ranked	DSQ	DNF	DNS
Sunny	Soft	12.3°C	0.0°C	12	11	0	1	0

IPC TD  
  
APEDAILE Len (CAN)

Competition Secretary  
  
MOKEROVA Elena (RUS)

**NOTE**  
All times except "Real Time" are calculated times. Calculated time is the real time multiplied by the athlete's percentage.  
Delta - Time difference of the competitor's real time and his/her real time equal to the winners result (skiing time)

LEGEND						
DNF	Did not finish	DNS	Did not start	DSQ	Disqualified	Rk Rank





MON 10 MAR 2014  
Start Time 13:20

## Official Results

### Официальные Результаты

Jury		Course Information		
IPC Technical Delegate	APEDAILE Len (CAN)	Course Name:	3 km blue	
Assistant IPC Technical Delegate	MAGAND Guy (FRA)	Height Difference (HD)	32 m	
Assistant IPC Technical Delegate	KELLER Ruedi (SUI)	Maximum Climb (MC)	32 m	
IPC Race Director	NEESER Hans-Peter (SUI)	Total Climb (TC)	445 m	
Jury Member	LARSON Gary (USA)	Length of Lap	2830 m	
Chief of Competition	MARKOV Andrey (RUS)	Number of Laps	5	

Rank	Bib	Name	NPC Code	Sport Class	%	3.0 km	Rk	6.0 km	Rk	9.0 km	Rk	12.0 km	Rk	Real Time	Delta	Result
1	134	REMIZOVA Elena Guide: YAKIMOVA Natalia	RUS	B2	98	9:31.6	1	19:05.6	1	28:40.5	1	38:36.1	1	50:10.4		<b>49:10.2</b>
2	133	LYSOVA Mikhailina Guide: IVANOV Alexey	RUS	B2	98	9:34.6	2	19:13.1	2	29:22.0	2	40:02.8	2	51:49.7	+1:39.3	<b>50:47.5</b>
3	132	SKORABAHATAYA Yadviha Guide: NAFRANOVICH Iryna	BLR	B2	98	10:35.1	3	21:13.9	3	32:41.1	3	44:20.4	3	56:54.8	+6:44.4	<b>55:46.5</b>
4	131	GORBOUNOVA Margarita Guide: BUNDON Andrea	CAN	B3	100	11:55.2	4	24:06.1	4	37:53.2	4	51:24.9	4	1:04:43.9	+15:33.7	<b>1:04:43.9</b>

Weather	Snow Condition	Temperatures		Competitors				
		Air	Snow	Entries	Ranked	DSQ	DNF	DNS
Sunny	Soft	11.7°C	0.0°C	4	4	0	0	0

IPC TD
APEDAILE Len (CAN)

Competition Secretary
MOKEROVA Elena (RUS)

#### NOTE

All times except "Real Time" are calculated times. Calculated time is the real time multiplied by the athlete's percentage.  
Delta - Time difference of the competitor's real time and his/her real time equal to the winners result (skiing time)

#### LEGEND

DNF Did not finish    DNS Did not start    DSQ Disqualified    Rk Rank



SAT 15 MAR 2014  
Start Time 10:00

**Official Results**  
Официальные Результаты

**REVISED**  
15 MAR 11:10

Jury		Course Information		1	2
IPC Technical Delegate	APEDAILE Len (CAN)	Course Name:	2.5 km blue	2.5 km red	
Assistant IPC Technical Delegate	MAGAND Guy (FRA)	Height Difference (HD)	26 m	18 m	
Assistant IPC Technical Delegate	KELLER Ruedi (SUI)	Maximum Climb (MC)	21 m	8 m	
IPC Race Director	NEESER Hans-Peter (SUI)	Total Climb (TC)	75 m	43 m	
Jury Member	LARSON Gary (USA)	Length of Lap	2374 m	2389 m	
Chief of Competition	MARKOV Andrey (RUS)	Number of Laps	1	1	

Rank	Bib	NPC Name	Gender	Sport Class	%	Leg Time	Rank	Time Behind	Team Time	Rank	Time Behind
<b>1</b>	<b>8</b>	<b>RUS - Russian Federation</b>			<b>327</b>				<b>27:35.6</b>		
	8-1	KONOVALOVA Svetlana	W	LW12	70	7:50.7	3	+41.1	7:50.7	3	+41.1
	8-2	KAUFMAN Alena	W	LW8	79	6:46.9	8	+1:10.7	14:37.6	6	+59.5
	8-3	REMIZOVA Elena Guide: YAKIMOVA Natalia	W	B2	80	7:17.0	2	+53.6	21:54.6	5	+36.3
	8-4	POLUKHIN Nikolay Guide: TOKAREV Andrey	M	B2	98	5:41.0	1	0.0	27:35.6	1	0.0
<b>2</b>	<b>3</b>	<b>SWE - Sweden</b>			<b>322</b>				<b>27:44.3</b>		<b>+8.7</b>
	3-1	RIPA Helene	W	LW2	74	7:38.7	2	+29.1	7:38.7	2	+29.1
	3-2	MODIN Zebastian Guide: ACKEROT Albin	M	B1	87	6:11.3	4	+35.1	13:50.0	2	+11.9
	3-3	RIPA Helene	W	LW2	74	7:34.8	4	+1:11.4	21:24.8	2	+6.5
	3-4	MODIN Zebastian Guide: ACKEROT Albin	M	B1	87	6:19.5	4	+38.5	27:44.3	2	+8.7
<b>3</b>	<b>7</b>	<b>NOR - Norway</b>			<b>329</b>				<b>27:53.6</b>		<b>+18.0</b>
	7-1	MARTHINSEN Mariann	W	LW12	70	7:51.5	4	+41.9	7:51.5	4	+41.9
	7-2	ULSET Nils-Erik	M	LW3	89	6:15.6	5	+39.4	14:07.1	3	+29.0
	7-3	MARTHINSEN Mariann	W	LW12	70	7:32.0	3	+1:08.6	21:39.1	3	+20.8
	7-4	BYE Eirik Guide: HELLERUD Kristian Myhre	M	B3	100	6:14.5	3	+33.5	27:53.6	3	+18.0
<b>4</b>	<b>6</b>	<b>UKR - Ukraine</b>			<b>329</b>				<b>28:09.1</b>		<b>+33.5</b>
	6-1	BATENKOVA Iuliia	W	LW6	72	8:13.5	5	+1:03.9	8:13.5	5	+1:03.9
	6-2	SHYSHKOVA Oksana Guide: NESTERENKO Lada	W	B2	80	6:41.4	7	+1:05.2	14:54.9	8	+1:16.8
	6-3	KOVALEVSKYI Anatolii Guide: MUKSHYN Oleksandr	M	B2	98	6:23.4	1	0.0	21:18.3	1	0.0
	6-4	KONONOVA Oleksandra	W	LW8	79	6:50.8	7	+1:09.8	28:09.1	4	+33.5
<b>5</b>	<b>1</b>	<b>GER - Germany</b>			<b>329</b>				<b>28:22.8</b>		<b>+47.2</b>
	1-1	UHLIG Tino	M	LW8	91	7:09.6	1	0.0	7:09.6	1	0.0
	1-2	BREM Wilhelm Guide: GRIMM Florian	M	B1	87	6:28.5	6	+52.3	13:38.1	1	0.0
	1-3	ESKAU Andrea	W	LW11	64	8:05.5	6	+1:42.1	21:43.6	4	+25.3
	1-4	BREM Wilhelm Guide: GRIMM Florian	M	B1	87	6:39.2	6	+58.2	28:22.8	5	+47.2
<b>6</b>	<b>9</b>	<b>USA - United States</b>			<b>328</b>				<b>29:06.7</b>		<b>+1:31.1</b>
	9-1	McFADDEN Tatyana	W	LW11	64	8:43.0	7	+1:33.4	8:43.0	7	+1:33.4
	9-2	ADICOFF Jacob Guide: PLETCHER Reid	M	B3	100	5:36.2	1	0.0	14:19.2	4	+41.1
	9-3	McFADDEN Tatyana	W	LW11	64	8:36.3	9	+2:12.9	22:55.5	7	+1:37.2
	9-4	ADICOFF Jacob Guide: PLETCHER Reid	M	B3	100	6:11.2	2	+30.2	29:06.7	6	+1:31.1
<b>7</b>	<b>4</b>	<b>JPN - Japan</b>			<b>330</b>				<b>29:25.6</b>		<b>+1:50.0</b>
	4-1	OTA Shoko	W	LW8	73	8:48.8	8	+1:39.2	8:48.8	8	+1:39.2
	4-2	NITTA Yoshihiro	M	LW8	97	5:43.2	2	+7.0	14:32.0	5	+53.9
	4-3	KUBO Kozo	M	LW11	82	7:38.3	5	+1:14.9	22:10.3	6	+52.0
	4-4	DEKIJIMA Momoko	W	LW6	78	7:15.3	8	+1:34.3	29:25.6	7	+1:50.0



SAT 15 MAR 2014  
Start Time 10:00

**Official Results**  
Официальные Результаты

**REVISED**  
15 MAR 11:10

Rank	Bib	NPC Name	Gender	Sport Class	%	Leg Time	Rank	Time Behind	Team Time	Rank	Time Behind
<b>8</b>	<b>5</b>	<b>BLR - Belarus</b>			<b>330</b>				<b>29:27.9</b>		<b>+1:52.3</b>
	5-1	VARONA Larysa	W	LW8	73	8:53.4	9	+1:43.8	8:53.4	9	+1:43.8
	5-2	SILCHANKA Siarhei	M	LW8	97	5:52.9	3	+16.7	14:46.3	7	+1:08.2
	5-3	VAUCHOK Liudmila	W	LW11	64	8:18.9	7	+1:55.5	23:05.2	8	+1:46.9
	5-4	VAUCHUNOVICH Siarhei	M	LW6	96	6:22.7	5	+41.7	29:27.9	8	+1:52.3
<b>9</b>	<b>10</b>	<b>KOR - Korea</b>			<b>320</b>				<b>37:21.3</b>		<b>+9:45.7</b>
	10-1	SEO Vo-Ra-Mi	W	LW10.5	60	10:58.5	10	+3:48.9	10:58.5	10	+3:48.9
	10-2	CHOI Bogue Guide: SEO Jeongryun	M	B3	100	7:42.1	9	+2:05.9	18:40.6	10	+5:02.5
	10-3	SEO Vo-Ra-Mi	W	LW10.5	60	10:37.4	10	+4:14.0	29:18.0	10	+7:59.7
	10-4	CHOI Bogue Guide: SEO Jeongryun	M	B3	100	8:03.3	9	+2:22.3	37:21.3	9	+9:45.7

**Did not finish**

Rank	Bib	NPC Name	Gender	Sport Class	%	Leg Time	Rank	Time Behind	Team Time	Rank	Time Behind
	<b>2</b>	<b>CAN - Canada</b>			<b>327</b>						
	2-1	FORTIER Sebastien	M	LW11.5	97						
	2-2	WELDON Robbi	W	B2	98						
	2-3	GORBOUNOVA Margarita	W	B3	100						
	2-4	WELDON Robbi	W	B2	98						

Weather	Snow Condition	Temperatures		Competitors					
		Air	Snow	Entries	Ranked	DSQ	DNF	DNS	LAP
Fog	Hard	-1.5°C	0.0°C	10	9	0	1	0	0

IPC TD  
  
APEDAILE Len (CAN)

Competition Secretary  
  
MOKEROVA Elena (RUS)

LEGEND									
DNF	Did not finish	DNS	Did not start	DSQ	Disqualified	M	Man	W	Woman

Belarus (BLR), Bib 5, Time Adjustment +30.0 seconds for early start (IPC rule 327.5.2) showing correct percentages for free and classic legs



SAT 15 MAR 2014  
Start Time 12:00

## Official Results

### Официальные Результаты

Jury		Course Information		1	2
IPC Technical Delegate	APEDAILE Len (CAN)	Course Name:	2.5 km blue	2.5 km blue	2.5 km red
Assistant IPC Technical Delegate	MAGAND Guy (FRA)	Height Difference (HD)	26 m	26 m	18 m
Assistant IPC Technical Delegate	KELLER Ruedi (SUI)	Maximum Climb (MC)	21 m	21 m	8 m
IPC Race Director	NEESER Hans-Peter (SUI)	Total Climb (TC)	75 m	75 m	43 m
Jury Member	LARSON Gary (USA)	Length of Lap	2374 m	2374 m	2389 m
Chief of Competition	MARKOV Andrey (RUS)	Number of Laps	1	1	1

Rank	Bib	IPC Name	Gender	Sport Class	%	Leg Time	Rank	Time Behind	Team Time	Rank	Time Behind
<b>1</b>	<b>4</b>	<b>RUS - Russian Federation</b>			<b>369</b>				<b>24:22.8</b>		
	4-1	PETUSHKOV Roman	M	LW12	88	6:40.9	2	+16.5	6:40.9	2	+16.5
	4-2	LEKOMTCEV Vladislav	M	LW6	96	5:24.7	2	+5.4	12:05.6	1	0.0
	4-3	MURYGIN Grigory	M	LW12	88	6:29.7	2	+19.9	18:35.3	1	0.0
	4-4	MINNEGULOV Rushan	M	LW8	97	5:47.5	3	+32.3	24:22.8	1	0.0
<b>2</b>	<b>10</b>	<b>UKR - Ukraine</b>			<b>367</b>				<b>25:17.9</b>		<b>+55.1</b>
	10-1	IURKOVSKA Olena	W	LW12	70	7:52.2	7	+1:27.8	7:52.2	7	+1:27.8
	10-2	REPTYUKH Ihor	M	LW8	97	5:39.9	4	+20.6	13:32.1	=5	+1:26.5
	10-3	UTKIN Iurii Guide: KAZAKOV Vitaliy	M	B3	100	6:09.8	1	0.0	19:41.9	3	+1:06.6
	10-4	LUKYANENKO Vitaliy Guide: BABAR Borys	M	B3	100	5:36.0	2	+20.8	25:17.9	2	+55.1
<b>3</b>	<b>2</b>	<b>FRA - France</b>			<b>358</b>				<b>25:30.3</b>		<b>+1:07.5</b>
	2-1	DAVIET Benjamin	M	LW2	92	6:24.4	1	0.0	6:24.4	1	0.0
	2-2	CLARION Thomas Guide: BOURLA Julien	M	B1	87	6:11.9	5	+52.6	12:36.3	2	+30.7
	2-3	DAVIET Benjamin	M	LW2	92	6:32.4	3	+22.6	19:08.7	2	+33.4
	2-4	CLARION Thomas Guide: BOURLA Julien	M	B1	87	6:21.6	5	+1:06.4	25:30.3	3	+1:07.5
<b>4</b>	<b>8</b>	<b>CAN - Canada</b>			<b>364</b>				<b>25:51.9</b>		<b>+1:29.1</b>
	8-1	KLEBL Chris	M	LW11	82	7:45.2	6	+1:20.8	7:45.2	6	+1:20.8
	8-2	McKEEVER Brian Guide: CARLETON Erik	M	B3	100	5:19.3	1	0.0	13:04.5	4	+58.9
	8-3	KLEBL Chris	M	LW11	82	7:32.2	6	+1:22.4	20:36.7	5	+2:01.4
	8-4	McKEEVER Brian Guide: CARLETON Erik	M	B3	100	5:15.2	1	0.0	25:51.9	4	+1:29.1
<b>5</b>	<b>5</b>	<b>BLR - Belarus</b>			<b>364</b>				<b>26:04.2</b>		<b>+1:41.4</b>
	5-1	LUKYANENKA Yauheni	M	LW12	88	7:05.7	5	+41.3	7:05.7	5	+41.3
	5-2	SHAPTSIABOI Vasili Guide: LEBEDZEU Mikhail	M	B2	98	5:37.2	3	+17.9	12:42.9	3	+37.3
	5-3	SKORABAHATAYA Yadviha Guide: NAFRANOVICH Iryna	W	B2	80	7:24.8	5	+1:15.0	20:07.7	4	+1:32.4
	5-4	SHAPTSIABOI Vasili Guide: LEBEDZEU Mikhail	M	B2	98	5:56.5	4	+41.3	26:04.2	5	+1:41.4
<b>6</b>	<b>6</b>	<b>POL - Poland</b>			<b>352</b>				<b>28:01.6</b>		<b>+3:38.8</b>
	6-1	ROSIEK Kamil	M	LW12	88	7:05.6	4	+41.2	7:05.6	4	+41.2
	6-2	SKUPIEN Witold	M	LW5/7	88	6:43.7	6	+1:24.4	13:49.3	7	+1:43.7
	6-3	ROSIEK Kamil	M	LW12	88	7:09.5	4	+59.7	20:58.8	6	+2:23.5
	6-4	SKUPIEN Witold	M	LW5/7	88	7:02.8	9	+1:47.6	28:01.6	6	+3:38.8
<b>7</b>	<b>3</b>	<b>CHN - China</b>			<b>365</b>				<b>29:25.8</b>		<b>+5:03.0</b>
	3-1	CHENG Shishuai	M	LW6	90	7:53.8	8	+1:29.4	7:53.8	8	+1:29.4
	3-2	DU Haitao	M	LW5/7	88	6:50.9	8	+1:31.6	14:44.7	8	+2:39.1
	3-3	LIU Jianhui	M	LW8	91	8:07.7	8	+1:57.9	22:52.4	7	+4:17.1
	3-4	ZOU Dexin	M	LW6	96	6:33.4	7	+1:18.2	29:25.8	7	+5:03.0



SAT 15 MAR 2014  
Start Time 12:00

**Official Results**  
Официальные Результаты

Rank	Bib	NPC Name	Gender	Sport Class	%	Leg Time	Rank	Time Behind	Team Time	Rank	Time Behind
<b>8</b>	<b>9</b>	<b>FIN - Finland</b>			<b>365</b>				<b>29:55.1</b>		<b>+5:32.3</b>
	9-1	JARVELA Maija	W	LW8	73	8:34.3	10	+2:09.9	8:34.3	10	+2:09.9
	9-2	HARKONEN Juha	M	LW4	97	7:03.7	9	+1:44.4	15:38.0	10	+3:32.4
	9-3	KLEMETTI Rudolf Guide: SALMINEN Timo	M	B2	98	7:42.7	7	+1:32.9	23:20.7	8	+4:45.4
	9-4	KANKKUNEN Lasse	M	LW4	97	6:34.4	8	+1:19.2	29:55.1	8	+5:32.3
<b>9</b>	<b>7</b>	<b>USA - United States</b>			<b>367</b>				<b>29:58.3</b>		<b>+5:35.5</b>
	7-1	PEREZ Augusto Jose	M	LW12	88	7:54.5	9	+1:30.1	7:54.5	9	+1:30.1
	7-2	BERMEJO Omar	M	LW6	96	7:05.0	10	+1:45.7	14:59.5	9	+2:53.9
	7-3	PRICE Bryan	M	LW11.5	85	8:32.8	9	+2:23.0	23:32.3	9	+4:57.0
	7-4	BURTON Kevin Guide: RAWLINGS Gregory	M	B2	98	6:26.0	6	+1:10.8	29:58.3	9	+5:35.5
<b>10</b>	<b>1</b>	<b>KAZ - Kazakhstan</b>			<b>362</b>				<b>32:48.8</b>		<b>+8:26.0</b>
	1-1	KOLYADIN Alexandr	M	LW4	96	6:41.4	3	+17.0	6:41.4	3	+17.0
	1-2	KANAFIN Kairat Guide: KOLOMEYETS Dmitriy	M	B2	98	6:50.7	7	+1:31.4	13:32.1	=5	+1:26.5
	1-3	BALTABAYEVA Zhanyl	W	LW12	70	12:00.2	10	+5:50.4	25:32.3	10	+6:57.0
	1-4	KANAFIN Kairat Guide: KOLOMEYETS Dmitriy	M	B2	98	7:16.5	10	+2:01.3	32:48.8	10	+8:26.0

Weather	Snow Condition	Temperatures		Competitors					
		Air	Snow	Entries	Ranked	DSQ	DNF	DNS	LAP
Cloudy	Hard	-1.3°C	0.0°C	10	10	0	0	0	0

IPC TD  
  
APEDAILE Len (CAN)

Competition Secretary  
  
MOKEROVA Elena (RUS)

LEGEND									
DNF	Did not finish	DNS	Did not start	DSQ	Disqualified	M	Man	W	Woman



**Official Communication**  
Официальная информация

Item: 1

**Protest from USA against Bib 114 UKR PAVLENKO L.**

**Summary:**

Jury verifying a protest from USA against Bib 114 UKR PAVLENKO L.

**Details:**

Issued by: IPC Race Director  
Time: 13:33  
Date: 9 MAR 2014

This decision affects: Results   
Schedule   
Other



## Competition Officials

Официальные лица соревнований

As of 02 MAR 2014

Function	Name	NPC
<b>Cross Country Skiing Jury</b>		
IPC Technical Delegate	APEDAILE Len	CAN - Canada
IPC Assistant Technical Delegate	MAGAND Guy	FRA - France
IPC Assistant Technical Delegate	KELLER Ruedi	SUI - Switzerland
IPC Race Director	NEESER Hans Peter	SUI - Switzerland
IPC Jury Member	LARSON Gary	USA - United States
Chief of Competition	MARKOV Andrey	RUS - Russia
<b>Organizing Committee</b>		
Competition Manager	ARSENYEV Andrey	RUS - Russia
Deputy Competition Manager	NEVZOROV Andrey	RUS - Russia
Deputy Chief of Competition	MOKEROV Mikhail	RUS - Russia
Competition Secretary	MOKEROVA Elena	RUS - Russia
Chief of Course	PROSVIRNIN Sergey	RUS - Russia
Chief of Stadium	MIKHAILOV Andrey	RUS - Russia
Start/Finish	GRIGORIEV Viktor	RUS - Russia
Chief of Competition Control	BELOMESTNOV Igor	RUS - Russia
Chief of Timing	ZHIZHIN Vasiliy	RUS - Russia



# Official Results

## Ice Sledge Hockey

8 to 15 March

# Результаты соревнований

## Следж-хоккей на льду

8 - 15 марта



16.03. 2014





---

## Table of Contents

Оглавление

Table of Contents

Competition Schedule

### Team Rosters

CAN - Canada

CZE - Czech Republic

ITA - Italy

KOR - Republic of Korea

NOR - Norway

RUS - Russian Federation

SWE - Sweden

USA - United States of America

Tournament Progress – Preliminary Round

Tournament Progress – Play-off Round

Medallists

## Results

### Preliminary Round

#### Game 1: CZE - NOR

Line-ups

Game Summary

Shot Chart

Face-off Chart

#### Game 2: CAN - SWE

Line-ups

Game Summary

Shot Chart

Face-off Chart

#### Game 3: USA - ITA

Line-ups

Game Summary

Shot Chart

Face-off Chart

#### Game 4: RUS - KOR

Line-ups

Game Summary

Shot Chart

Face-off Chart

#### Game 5: CZE - SWE

Line-ups

Game Summary

Shot Chart

Face-off Chart

#### Game 6: CAN - NOR

Line-ups

Game Summary

Shot Chart

Face-off Chart



## Table of Contents

### Оглавление

#### **Game 7: USA - KOR**

Line-ups  
Game Summary  
Shot Chart  
Face-off Chart

#### **Game 8: RUS - ITA**

Line-ups  
Game Summary  
Shot Chart  
Face-off Chart

#### **Game 9: KOR - ITA**

Line-ups  
Game Summary  
Shot Chart  
Face-off Chart

#### **Game 10: NOR - SWE**

Line-ups  
Game Summary  
Shot Chart  
Face-off Chart

#### **Game 11: USA - RUS**

Line-ups  
Game Summary  
Shot Chart  
Face-off Chart

#### **Game 12: CAN - CZE**

Line-ups  
Game Summary  
Shot Chart  
Face-off Chart

### **Play-off Round**

#### **Playoffs 5<sup>th</sup> – 8<sup>th</sup>**

##### **Game 13: ITA - SWE**

Line-ups  
Game Summary  
Shot Chart  
Face-off Chart

##### **Game 14: CZE - KOR**

Line-ups  
Game Summary  
Shot Chart  
Face-off Chart

### **Semifinals**

##### **Game 15: RUS - NOR**

Line-ups  
Game Summary  
Shot Chart  
Face-off Chart



## Table of Contents

Оглавление

### Game 16: CAN - USA

Line-ups  
Game Summary  
Shot Chart  
Face-off Chart

## Classification

### 7<sup>th</sup> – 8<sup>th</sup> Place Game

#### Game 17: KOR - SWE

Line-ups  
Game Summary  
Shot Chart  
Face-off Chart

### 5<sup>th</sup> – 6<sup>th</sup> Place Game

#### Game 18: CZE - ITA

Line-ups  
Game Summary  
Shot Chart  
Face-off Chart

### Bronze Medal Game

#### Game 19: CAN - NOR

Line-ups  
Game Summary  
Shot Chart  
Face-off Chart

### Gold Medal Game

#### Game 20: USA - RUS

Line-ups  
Game Summary  
Shot Chart  
Face-off Chart

## Statistics

Team Statistics

### Players Statistics by Team

CAN - Canada  
CZE - Czech Republic  
ITA - Italy  
KOR - Republic of Korea  
NOR - Norway  
RUS - Russian Federation  
SWE - Sweden  
USA - United States of America

Goalkeepers  
Scoring Leaders  
Goal Scoring Leaders  
Assists Leaders  
Defensemen Scoring Leaders  
Face-off Leaders  
Plus-Minus Leaders  
Most Penalised Players



---

## Table of Contents

Оглавление

### Official Communications

Item 1 – 14.03.2014

Directorate

Competition Officials



## Competition Schedule

Расписание соревнований

As of THU 13 MAR 2014

Date	Start Time	Game	Location
SAT 8 MAR	09:30	Preliminary Round - Group A, Game 1 CZE vs NOR	Shayba Arena
	13:00	Preliminary Round - Group A, Game 2 CAN vs SWE	Shayba Arena
	16:30	Preliminary Round - Group B, Game 3 USA vs ITA	Shayba Arena
	20:00	Preliminary Round - Group B, Game 4 RUS vs KOR	Shayba Arena
SUN 9 MAR	09:30	Preliminary Round - Group A, Game 5 CZE vs SWE	Shayba Arena
	13:00	Preliminary Round - Group A, Game 6 CAN vs NOR	Shayba Arena
	16:30	Preliminary Round - Group B, Game 7 USA vs KOR	Shayba Arena
	20:00	Preliminary Round - Group B, Game 8 RUS vs ITA	Shayba Arena
TUE 11 MAR	09:30	Preliminary Round - Group B, Game 9 KOR vs ITA	Shayba Arena
	13:00	Preliminary Round - Group A, Game 10 NOR vs SWE	Shayba Arena
	16:30	Preliminary Round - Group B, Game 11 USA vs RUS	Shayba Arena
	20:00	Preliminary Round - Group A, Game 12 CAN vs CZE	Shayba Arena
WED 12 MAR	16:00	Classifications (5-8), Game 13 ITA vs SWE	Shayba Arena
	20:00	Classifications (5-8), Game 14 CZE vs KOR	Shayba Arena
THU 13 MAR	13:00	Semifinals, Game 15 RUS vs NOR	Shayba Arena
	20:00	Semifinals, Game 16 CAN vs USA	Shayba Arena
FRI 14 MAR	13:00	Classifications (7-8), Game 17 KOR vs SWE	Shayba Arena
	20:00	Classifications (5-6), Game 18 CZE vs ITA	Shayba Arena
SAT 15 MAR	13:00	Bronze Medal Game - Game 19 CAN vs NOR	Shayba Arena
	20:00	Gold Medal Game - Game 20 USA vs RUS	Shayba Arena



## Team Roster

Состав команды

As of THU 6 MAR 2014

Initial Registration 6 MAR 2014\*

### CAN - Canada

No	Name	Pos	Gender	Date of Birth	Club	Registration*
4	WHITSON Derek	D	M	21 JUN 1989	Hockey Canada	
5	REMPEL Kevin	F	M	15 SEP 1982	Hockey Canada	
7	DORION Marc	F	M	22 JUN 1987	Hockey Canada	
8	McGREGOR Tyler	F	M	11 MAR 1994	Hockey Canada	
9	GALE Anthony	F	M	12 MAY 1993	Hockey Canada	
10	DELANEY Ben	F	M	23 AUG 1996	Hockey Canada	
11	DIXON Adam	D	M	13 AUG 1989	Hockey Canada	
12	WESTLAKE Greg	F	M	12 JUN 1986	Hockey Canada	
14	ARSENAULT Steve	D	M	6 SEP 1988	Hockey Canada	
18	BRIDGES Billy	F	M	22 MAR 1984	Hockey Canada	
20	LUDWIG Karl	F	M	25 NOV 1988	Hockey Canada	
22	ST-AMAND Benoit	GK	M	19 APR 1978	Hockey Canada	
25	GEMMELL James	D	M	26 APR 1980	Hockey Canada	
26	LAROCQUE Dominic	F	M	30 JUL 1987	Hockey Canada	
27	BOWDEN Brad	F	M	26 MAY 1983	Hockey Canada	
29	MURRAY Graeme	D	M	14 DEC 1984	Hockey Canada	
30	WATSON Corbin	GK	M	6 JAN 1987	Hockey Canada	

**Total:** 15 players and 2 goalkeepers

#### Team Officials:

Function	Name	Citizenship	Date of Birth
<b>Head Coach:</b>	MONDIN Mike	CAN	30 OCT 1956
<b>Assistant Coach:</b>	HUNT Curtis	CAN	28 JAN 1967
<b>Equipment Manager:</b>	DORION Roch	CAN	21 DEC 1964
<b>Equipment Manager:</b>	ANTONS Jan	GER	25 NOV 1980
<b>Physiotherapist:</b>	CARBONETTE Tony	CAN	29 SEP 1972
<b>Team Doctor:</b>	KISSICK Jamie	CAN	24 AUG 1958

#### Facts and Figures:

Average age: 26

#### NOTE

\* Registration date of single players is only shown when different from Initial Registration date

#### LEGEND

**D** Defence                      **F** Forward                      **GK** Goalkeeper                      **No** Jersey number  
**Pos** Position





## Team Roster

Состав команды

REVISED  
14 MAR 14:03

As of FRI 14 MAR 2014

Initial Registration 6 MAR 2014 \*

### ITA - Italy

No	Name	Pos	Gender	Date of Birth	Club	Registration *
1	STILLITANO Santino	GK	M	26 JUN 1969	Armata Brancalone	
3	ROSA Gianluigi	D	M	27 JUN 1987	Aquile del Sud Tirolo	
5	PLANKER Florian	F	M	8 FEB 1977	Aquile del Sud Tirolo	
6	CAVALIERE Gianluca	D	M	11 JUN 1971	Aquile del Sud Tirolo	
7	WINKLER Werner	F	M	18 SEP 1968	Aquile del Sud Tirolo	
8	RADICE Roberto	F	M	27 AUG 1981	Armata Brancalone	
11	LARCH Nils	F	M	26 MAY 1997	Aquile del Sud Tirolo	
14	BALOSSETTI Bruno	D	M	14 JUN 1973	Armata Brancalone	
15	ARAUDO Gabriele	GK	M	5 AUG 1974	Tori Seduti	
16	CHIAROTTI Andrea	F	M	5 DEC 1966	Tori Seduti	
18	MACRI Andrea	F	M	26 MAY 1991	Tori Seduti	
62	DEPAOLI Christoph	F	M	2 DEC 1997	Aquile del Sud Tirolo	
68	CORVINO Valerio	F	M	15 NOV 1975	Tori Seduti	
69	CONDELLO Giuseppe	D	M	21 AUG 1971	Tori Seduti	
73	LEPERDI Gregory Brian Alexis	F	M	24 JUN 1973	Tori Seduti	
88	KANESTRIN Rupert	F	M	6 NOV 1965	Aquile del Sud Tirolo	
DSQ	STELLA Igor	F	M	28 DEC 1981	Armata Brancalone	

**Total:** 15 players and 2 goalkeepers

#### Team Officials:

Function	Name	Citizenship	Date of Birth
<b>Head Coach:</b>	da RIN Massimo	ITA	2 DEC 1960
<b>Assistant Coach:</b>	MUHR Carlo	ITA	26 OCT 1985
<b>Equipment Manager:</b>	GASPARI Daniele	ITA	12 SEP 1971
<b>Equipment Manager:</b>	MARCHIORATO Roberto	ITA	14 MAY 1945
<b>Physiotherapist:</b>	BERTAMINI Daniele	ITA	21 JUL 1948
<b>Physiotherapist:</b>	ROSSIGNOLO Fabio	ITA	23 MAR 1971

#### Facts and Figures:

Average age: 36

#### NOTE

\* Registration date of single players is only shown when different from Initial Registration date

#### LEGEND

**D** Defence      **DSQ** Disqualified      **F** Forward      **GK** Goalkeeper  
**No** Jersey number      **Pos** Position

STELLA Igor (Italy) has been disqualified starting from 4 MAR 2014 from the Ice Sledge Hockey Tournament based on the decision of the IPC Anti Doping Commission, from 13 MAR 2014.







## Team Roster

Состав команды

REVISED  
8 MAR 8:41

As of SAT 8 MAR 2014

Initial Registration 6 MAR 2014 \*

## NOR - Norway

No	Name	Pos	Gender	Date of Birth	Club	Registration *
2	BUEN Kristian	GK	M	9 MAY 1983	Oslo Kjelkehockeyklubb	
3	PEDERSEN Rolf Einar	D	M	4 NOV 1969	Oslo Kjelkehockeyklubb	
6	KIRSTISTUEN Emil	F	M	12 APR 1993	Oslo Kjelkehockeyklubb	
7	HAGEN Eskil	D	M	13 JUN 1970	Oslo Kjelkehockeyklubb	
8	SVEE Stig Tore	F	M	16 DEC 1963	Rosenborg Ishockeyklubb	
9	VAERNES Morten	F	M	6 DEC 1981	Oslo Kjelkehockeyklubb	
10	RIVERA Tor Joakim	F	M	6 MAY 1983	Idrettslaget Krakene	
12	BOGLE Magnus	F	M	27 NOV 1995	Idrettslaget Krakene	
15	SORHEIM Emil	F	M	29 JUL 1997	Rosenborg Ishockeyklubb	
16	NORDSTOGA Knut Andre	D	M	18 FEB 1983	Oslo Kjelkehockeyklubb	
17	SOLBERG Loyd-Remi Pallander	F	M	25 JUL 1987	Oslo Kjelkehockeyklubb	
18	HAMAR Kjell Christian	GK	M	23 JAN 1985	Oslo Kjelkehockeyklubb	
20	HAMRE Martin	F	M	14 OCT 1988	Bergen Kjelkehockeyklubb	
21	AUSTEVOLL Ole Bjarte	F	M	6 AUG 1970	Bergen Kjelkehockeyklubb	
22	BAKKE Audun	F	M	5 NOV 1988	Oslo Kjelkehockeyklubb	
23	KLAKEGG Jan Roger	D	M	7 APR 1984	Bergen Kjelkehockeyklubb	

**Total:** 14 players and 2 goalkeepers

### Team Officials:

Function	Name	Citizenship	Date of Birth
<b>Head Coach:</b>	HAGLUND Morten	NOR	17 AUG 1974
<b>Assistant Coach:</b>	DAHLSTROM Frank	NOR	5 AUG 1967
<b>Assistant Coach:</b>	HEGDE Espen	NOR	5 FEB 1986
<b>General Manager:</b>	NYHOLT Kent	NOR	30 JUN 1971
<b>Equipment Manager:</b>	JOHANSEN Finn Ove	NOR	7 JAN 1973
<b>Team Medical Officer:</b>	VIK Iwonka	NOR	12 OCT 1981

### Facts and Figures:

Average age: 31

#### NOTE

\* Registration date of single players is only shown when different from Initial Registration date

#### LEGEND

**D** Defence                      **F** Forward                      **GK** Goalkeeper                      **No** Jersey number  
**Pos** Position

Correction of Position for Player nr. 9, 21 and 23









## Tournament Progress

Текущие результаты турнира

As of TUE 11 MAR 2014

Game	Group	Date	Time	Teams	Results	1	2	3	OT	GWS	Venue
1	A	SAT 8 MAR	09:30	CZE - NOR	1 - 2	0 - 0	0 - 1	1 - 0	0 - 0	0 - 1	Shayba Arena
2	A	SAT 8 MAR	13:00	CAN - SWE	10 - 1	4 - 0	3 - 0	3 - 1			Shayba Arena
3	B	SAT 8 MAR	16:30	USA - ITA	5 - 1	1 - 0	1 - 0	3 - 1			Shayba Arena
4	B	SAT 8 MAR	20:00	RUS - KOR	2 - 3	1 - 0	1 - 1	0 - 1	0 - 0	0 - 1	Shayba Arena
5	A	SUN 9 MAR	09:30	CZE - SWE	2 - 1	0 - 0	0 - 0	1 - 1	0 - 0	1 - 0	Shayba Arena
6	A	SUN 9 MAR	13:00	CAN - NOR	4 - 0	0 - 0	2 - 0	2 - 0			Shayba Arena
7	B	SUN 9 MAR	16:30	USA - KOR	3 - 0	2 - 0	1 - 0	0 - 0			Shayba Arena
8	B	SUN 9 MAR	20:00	RUS - ITA	7 - 0	1 - 0	4 - 0	2 - 0			Shayba Arena
9	B	TUE 11 MAR	09:30	KOR - ITA	1 - 2	0 - 1	0 - 0	1 - 1			Shayba Arena
10	A	TUE 11 MAR	13:00	NOR - SWE	2 - 0	0 - 0	1 - 0	1 - 0			Shayba Arena
11	B	TUE 11 MAR	16:30	USA - RUS	1 - 2	0 - 1	0 - 1	1 - 0			Shayba Arena
12	A	TUE 11 MAR	20:00	CAN - CZE	1 - 0	0 - 0	1 - 0	0 - 0			Shayba Arena

### Group A

Rank (GR)	Team	GP	W	OTW	OTL	L	GDF	GF:GA	PTS
1	CAN	3	3	0	0	0	+14	15 : 1	9
2	NOR	3	1	1	0	1	-1	4 : 5	5
3	CZE	3	0	1	1	1	-1	3 : 4	3
4	SWE	3	0	0	1	2	-12	2 : 14	1

### Group B

Rank (GR)	Team	GP	W	OTW	OTL	L	GDF	GF:GA	PTS
1	RUS	3	2	0	1	0	+7	11 : 4	7
2	USA	3	2	0	0	1	+6	9 : 3	6
3	ITA	3	1	0	0	2	-10	3 : 13	3
4	KOR	3	0	1	0	2	-3	4 : 7	2

#### NOTE

Rank within each group (GR) is based on points. For tie-break rules see 'Competition Format and Rules'.

#### LEGEND

<b>1</b>	1st period	<b>2</b>	2nd period	<b>3</b>	3rd period	<b>GA</b>	Goals against	<b>GDF</b>	Goal difference
<b>GF</b>	Goals for	<b>GP</b>	Games played	<b>GR</b>	Group rank	<b>GWS</b>	Game winning shot	<b>L</b>	Losses
<b>OT</b>	Overtime	<b>OTL</b>	Overtime loss	<b>OTW</b>	Overtime win	<b>PTS</b>	Points	<b>W</b>	Wins



## Tournament Progress

Текущие результаты турнира

As of SAT 15 MAR 2014

Game	Round	Date	Time	Teams	Results	1	2	3	OT	GWS	Venue
13	C5-8	WED 12 MAR	16:00	ITA - SWE	3 - 2	0 - 1	0 - 1	2 - 0	1 - 0		Shayba Arena
14	C5-8	WED 12 MAR	20:00	CZE - KOR	2 - 0	0 - 0	1 - 0	1 - 0			Shayba Arena
15	SF	THU 13 MAR	13:00	RUS - NOR	4 - 0	2 - 0	0 - 0	2 - 0			Shayba Arena
16	SF	THU 13 MAR	20:00	CAN - USA	0 - 3	0 - 2	0 - 1	0 - 0			Shayba Arena
17	C7-8	FRI 14 MAR	13:00	KOR - SWE	2 - 0	1 - 0	1 - 0	0 - 0			Shayba Arena
18	C5-6	FRI 14 MAR	20:00	CZE - ITA	3 - 0	0 - 0	0 - 0	3 - 0			Shayba Arena
19	BMG	SAT 15 MAR	13:00	CAN - NOR	3 - 0	0 - 0	3 - 0	0 - 0			Shayba Arena
20	GMG	SAT 15 MAR	20:00	USA - RUS	1 - 0	0 - 0	1 - 0	0 - 0			Shayba Arena

### Semifinals

### Finals

RUS Game #15 MAR 13 13:00 0	NOR 0	RUS Game #20 MAR 15 20:00 Gold Medal Game 0	USA 1
CAN Game #16 MAR 13 20:00 0	USA 3	NOR Game #19 MAR 15 13:00 Bronze Medal Game 0	CAN 3
ITA Game #13 MAR 12 16:00 3	SWE 2	ITA Game #18 MAR 14 20:00 0	CZE 3
CZE Game #14 MAR 12 20:00 2	KOR 0	SWE Game #17 MAR 14 13:00 0	KOR 2

### Classification Games

### Final Ranking

- Gold United States
- Silver Russian Federation
- Bronze Canada
- 4 Norway
- 5 Czech Republic
- 6 Italy
- 7 Korea
- 8 Sweden

### LEGEND

<b>1</b>	1st period	<b>2</b>	2nd period	<b>3</b>	3rd period	<b>BMG</b>	Bronze Medal Game
<b>Cx-y</b>	Classification Game	<b>GMG</b>	Gold Medal Game	<b>GWS</b>	Game Winning Shot	<b>OT</b>	Overtime
<b>QF</b>	Quarterfinals	<b>SF</b>	Semifinals				



## Medallists

Призеры

As of SAT 15 MAR 2014

GOLD	SILVER	BRONZE
<b>USA - United States</b>	<b>RUS - Russian Federation</b>	<b>CAN - Canada</b>
1 LEE Jen	1 IVANOV Mikhail	4 WHITSON Derek
4 ROYBAL Brody	2 LYSOV Aleksei	5 REMPEL Kevin
6 FARMER Declan	4 ANDRIYANOV Maxim	7 DORION Marc
7 LIPSETT Taylor	5 VARLAKOV Vasili	8 McGREGOR Tyler
8 SHAW Greg	6 LITVINENKO Vladimir	9 GALE Anthony
9 YOHE Andy	8 LISOV Dmitrii	10 DELANEY Ben
11 CARRON Tyler	9 SHIKHOV Konstantin	11 DIXON Adam
13 SWEENEY Joshua	10 TUCHIN Ruslan	12 WESTLAKE Greg
14 McCOY Daniel	11 AMOSOV Alexey	14 ARSENAULT Steve
15 LANDEROS Nikko	14 POPOV Ilia	18 BRIDGES Billy
18 McKEE Kevin	16 DVINYANINOV Andrey	20 LUDWIG Karl
19 CHACE Taylor	17 SELYUKIN Vadim	22 ST-AMAND Benoit
20 PAGE Adam	19 KUZNETSOV Ivan	25 GEMMELL James
23 ROMAN Rico	20 KAMANTCEV Vladimir	26 LAROCQUE Dominic
27 PAULS Joshua	21 PETROV Evgeny	27 BOWDEN Brad
28 SCHAUS Paul	22 TEREYEV Nikolay	29 MURRAY Graeme
34 CASH Steve	23 VOLKOV Ilia	30 WATSON Corbin





## Line-Ups

Составы

### CZE - NOR

#### Referee(s)

MORRISON Johnathan (USA)

#### Goalkeepers

Team: CZE

No	Name	Gen
6	VAPENKA Michal	M
64	HULIN Libor	M

#### Team Line-ups

Team: CZE (red)

No	Pos	Name	Gen
10	D	BERGER Jiri	M
65	D	HRBEK Miroslav	M
24	F	SAFRANEK Zdenek +C	M
74	F	GEIER Michal	M
82	F	HABL Zdenek +A	M
7	D	MOTYCKA David	M
21	D	KVOCH Tomas	M
29	D	KUBES Pavel +A	M
30	F	FOJTIK Erik	M
77	F	PALAT David	M
75	F	RAUL Jiri	M
96	F	KRUPICKA Zdenek	M

Head Coach: BRIZA Jiri

#### Linesmen

BEELLEN Louis (NED) , FRERICHS Brian (USA)

Team: NOR

No	Name	Gen
2	BUEN Kristian	M
18	HAMAR Kjell Christian	M

Team: NOR (white)

No	Pos	Name	Gen
3	D	PEDERSEN Rolf Einar	M
7	D	HAGEN Eskil	M
12	F	BOGLE Magnus	M
17	F	SOLBERG Loyd-Remi Pallander +A	M
22	F	BAKKE Audun	M
16	D	NORDSTOGA Knut Andre	M
23	D	KLAKEGG Jan Roger +C	M
9	F	VAERNES Morten +A	M
15	F	SORHEIM Emil	M
20	F	HAMRE Martin	M
8	F	SVEE Stig Tore	M
10	F	RIVERA Tor Joakim	M
21	F	AUSTEVOLL Ole Bjarte	M

Head Coach: HAGLUND Morten

#### NOT DRESSED:

6	F	KIRSTISTUEN Emil	M
---	---	------------------	---

#### LEGEND

<b>D</b>	Defence	<b>F</b>	Forward	<b>Gen</b>	Gender	<b>M</b>	Male
<b>No</b>	Jersey number	<b>Pos</b>	Position	<b>+A</b>	Assistant captain	<b>+C</b>	Captain



SAT 8 MAR 2014

Start Time 09:30 / End Time 11:40

Preliminary round - Group A, Game 1

Предварительный раунд - Группа А, Матч 1

## Game Summary

Общая игровая статистика

**CZE - NOR 1 - 2 (0 - 0, 0 - 1, 1 - 0, 0 - 0, 0 - 1)**

Spectators	Referee(s)	Linesmen
1443	MORRISON Johnathan (USA)	BEELEN Louis (NED) , FRERICHS Brian (USA)

### Team Statistics

Period	Score	SVS	SOG	PIM	TPP	PPG	SHG
1	0 : 0	2 : 5	5 : 2	0 : 0	00:00 : 00:00	0 : 0	0 : 0
2	0 : 1	6 : 8	8 : 7	0 : 2	02:00 : 00:00	0 : 0	0 : 0
3	1 : 0	1 : 4	5 : 1	0 : 0	00:00 : 00:00	0 : 0	0 : 0
OT	0 : 0	3 : 3	3 : 3	0 : 0	00:00 : 00:00	0 : 0	0 : 0
GWS	0 : 1	0 : 0	0 : 1	0 : 0	00:00 : 00:00	0 : 0	0 : 0
<b>Total</b>	<b>1 : 2</b>	<b>12 : 20</b>	<b>21 : 14</b>	<b>0 : 2</b>	<b>02:00 : 00:00</b>	<b>0 : 0</b>	<b>0 : 0</b>

### 1st Period

No game actions in this period

Action	Time	ET/Res	Team	Type	No	Name	(G)	Name of Assistant(s) / Action Description
GK	00:00		CZE		6	VAPENKA M		- Goalkeeper in
GK	00:00		NOR		2	BUEN K		- Goalkeeper in

### 2nd Period

Action	Time	ET/Res	Team	Type	No	Name	(G)	Name of Assistant(s) / Action Description
Goal	24:28	0 : 1	NOR	EQ	22	BAKKE A	(1)	17 SOLBERG LRP On Ice CZE 6 10 24 65 74 82 12 BOGLE M NOR 2 3 7 12 17 22
Penalty	27:32	29:32	NOR	2 min.	7	HAGEN E		- Holding an opponent

### 3rd Period

Action	Time	ET/Res	Team	Type	No	Name	(G)	Name of Assistant(s) / Action Description
Goal	31:17	1 : 1	CZE	EQ	74	GEIER M	(1)	65 HRBEK M On Ice CZE 6 10 24 65 74 82 24 SAFRANEK Z NOR 2 3 7 12 17 22
Time-out	44:11		CZE					

### Overtime

Action	Time	ET/Res	Team	Type	No	Name	(G)	Name of Assistant(s) / Action Description
Time-out	48:14		NOR					
GK	50:00		CZE					6 VAPENKA M - Goalkeeper out
GK	50:00		NOR					2 BUEN K - Goalkeeper out

### Game Winning Shots

Action	Time	Result	Team	No	Name	(G)	Action Description
		0 : 1	NOR	3	PEDERSEN RE		- Scored 6 VAPENKA M (CZE) - on goal
		0 : 0	CZE	74	GEIER M		- Missed (left) 2 BUEN K (NOR) - on goal
		0 : 1	NOR	22	BAKKE A		- Scored 6 VAPENKA M (CZE) - on goal
		0 : 0	CZE	10	BERGER J		- Saved by goalie 2 BUEN K (NOR) - on goal
GWG	50:00	0 : 2	NOR	3	PEDERSEN RE	(1)	

### Goalkeeper Records

Team : CZE - Czech Republic

No	Name	SOG	SVS	MIP
6	VAPENKA Michal	14	12	50:00
64	HULIN Libor			

Team : NOR - Norway

No	Name	SOG	SVS	MIP
2	BUEN Kristian	21	20	50:00
18	HAMAR Kjell Christian			

### Game Statistics

Team : CZE (red)



SAT 8 MAR 2014  
Start Time 09:30 / End Time 11:40

Preliminary round - Group A, Game 1  
Предварительный раунд - Группа А, Матч 1

Head Coach : BRIZA Jiri										Shots on Goal					Time on Ice									
No	Pos	Name	Gen	G	A	P	PIM	FO+	FO-	FO+/-	FO%	1	2	3	OT	TS	+/-	1	2	3	OT	TOT	SHF	AVG
10	D	BERGER Jiri	M	0	0	0	0	0	0	0	0.00	1	3	0	0	4	0	8:33	8:06	7:56	3:52	28:27	24	1:11
24	F	SAFRANEK Zdenek +C	M	0	1	1	0	0	0	0	0.00	0	0	0	0	0	0	7:28	7:01	10:23	0:28	25:20	21	1:12
65	D	HRBEK Miroslav	M	0	1	1	0	0	0	0	0.00	1	0	0	0	1	0	8:30	6:30	6:55	1:33	23:28	22	1:04
74	F	GEIER Michal	M	1	0	1	0	0	0	0	0.00	0	1	1	0	2	0	8:48	7:31	10:04	3:24	29:47	24	1:14
82	F	HABL Zdenek +A	M	0	0	0	0	18	8	10	69.23	0	1	1	1	3	0	7:16	7:44	9:55	3:26	28:21	25	1:08
7	D	MOTYCKA David	M	0	0	0	0	0	0	0	0.00	1	1	0	0	2	0	6:37	7:58	5:05	0:00	19:40	18	1:05
21	D	KVOCH Tomas	M	0	0	0	0	0	0	0	0.00	2	0	0	0	2	0	6:35	7:21	6:31	0:29	20:56	20	1:02
29	D	KUBES Pavel +A	M	0	0	0	0	0	0	0	0.00	0	0	0	1	1	0	6:48	7:58	9:43	3:22	27:51	21	1:19
30	F	FOJTIK Erik	M	0	0	0	0	7	15	-8	31.82	0	0	1	1	2	0	7:50	8:19	5:13	2:11	23:33	21	1:07
77	F	PALAT David	M	0	0	0	0	0	0	0	0.00	0	2	2	0	4	0	6:54	6:21	4:45	1:05	19:05	19	1:00
75	F	RAUL Jiri	M	0	0	0	0	0	0	0	0.00	0	0	0	0	0	0	0:00	0:00	0:00	0:00	0:00	0	0:00
96	F	KRUPICKA Zdenek	M	0	0	0	0	0	0	0	0.00	0	0	0	0	0	0	0:00	0:00	0:00	0:00	0:00	0	0:00
6	GK	VAPENKA Michal	M	0	0	0	0	0	0	0	0.00	0	0	0	0	0	0	0:00	0:00	0:00	0:00	0:00	0	0:00
64	GK	HULIN Libor	M	0	0	0	0	0	0	0	0.00	0	0	0	0	0	0	0:00	0:00	0:00	0:00	0:00	0	0:00
<b>Total</b>				<b>1</b>	<b>2</b>	<b>3</b>	<b>0</b>	<b>25</b>	<b>23</b>	<b>2</b>	<b>52.08</b>	<b>5</b>	<b>8</b>	<b>5</b>	<b>3</b>	<b>21</b>								

Team : NOR (white)

Head Coach : HAGLUND Morten										Shots on Goal					Time on Ice									
No	Pos	Name	Gen	G	A	P	PIM	FO+	FO-	FO+/-	FO%	1	2	3	OT	TS	+/-	1	2	3	OT	TOT	SHF	AVG
3	D	PEDERSEN Rolf Einar	M	1	0	1	0	5	3	2	62.50	0	1	1	1	3	0	8:55	9:46	9:14	2:46	30:41	24	1:16
7	D	HAGEN Eskil	M	0	0	0	2	0	0	0	0.00	0	0	0	1	1	0	8:07	6:46	8:43	2:20	25:56	25	1:02
12	F	BOGLE Magnus	M	0	1	1	0	9	9	0	50.00	1	0	0	1	2	0	5:38	5:47	6:15	1:47	19:27	18	1:04
17	F	SOLBERG Loyd-Remi Pallander +A	M	0	1	1	0	0	0	0	0.00	0	2	0	0	2	0	5:33	7:37	10:29	2:59	26:38	21	1:16
22	F	BAKKE Audun	M	1	0	1	0	0	0	0	0.00	0	2	0	1	3	0	6:03	8:11	11:01	3:11	28:26	21	1:21
9	F	VAERNES Morten +A	M	0	0	0	0	0	0	0	0.00	0	0	0	0	0	0	5:56	6:01	5:25	1:59	19:21	18	1:04
15	F	SORHEIM Emil	M	0	0	0	0	2	5	-3	28.57	1	0	0	0	1	0	5:59	5:02	6:05	0:00	17:06	15	1:08
16	D	NORDSTOGA Knut Andre	M	0	0	0	0	0	0	0	0.00	0	1	0	0	1	0	6:46	8:37	6:16	2:37	24:16	21	1:09
20	F	HAMRE Martin	M	0	0	0	0	0	0	0	0.00	0	1	0	0	1	0	5:21	4:37	4:00	0:00	13:58	13	1:04
23	D	KLAKEGG Jan Roger +C	M	0	0	0	0	1	3	-2	25.00	0	0	0	0	0	0	6:02	5:06	4:13	2:09	17:30	18	0:58
8	F	SVEE Stig Tore	M	0	0	0	0	6	5	1	54.55	0	0	0	0	0	0	3:19	1:45	3:16	0:00	8:20	10	0:50
10	F	RIVERA Tor Joakim	M	0	0	0	0	0	0	0	0.00	0	0	0	0	0	0	3:27	1:44	0:00	0:00	5:11	6	0:51
21	F	AUSTEVOLL Ole Bjarte	M	0	0	0	0	0	0	0	0.00	0	0	0	0	0	0	3:32	1:41	0:00	0:00	5:13	6	0:52
2	GK	BUEN Kristian	M	0	0	0	0	0	0	0	0.00	0	0	0	0	0	0	0:00	0:00	0:00	0:00	0:00	0	0:00
18	GK	HAMAR Kjell Christian	M	0	0	0	0	0	0	0	0.00	0	0	0	0	0	0	0:00	0:00	0:00	0:00	0:00	0	0:00
<b>Total</b>				<b>2</b>	<b>2</b>	<b>4</b>	<b>2</b>	<b>23</b>	<b>25</b>	<b>-2</b>	<b>47.92</b>	<b>2</b>	<b>7</b>	<b>1</b>	<b>4</b>	<b>14</b>								

Group A

R	Team	GP	W	OTW	OTL	L	GDF	GF:GA	PTS
1	NOR	1	0	1	0	0	+1	2 : 1	2
2	CZE	1	0	0	1	0	-1	1 : 2	1
-	CAN	0							
-	SWE	0							

	CAN	CZE	NOR	SWE
CAN	*****	TUE 11 MAR 20:00	SUN 09 MAR 13:00	SAT 08 MAR 13:00
CZE	TUE 11 MAR 20:00	*****	1:2	SUN 09 MAR 09:30
NOR	SUN 09 MAR 13:00	2:1	*****	TUE 11 MAR 13:00
SWE	SAT 08 MAR 13:00	SUN 09 MAR 09:30	TUE 11 MAR 13:00	*****

LEGEND			
<b>(G)</b>	Goals in tournament	<b>+/-</b>	Plus/minus net
<b>A</b>	Assists	<b>AVG</b>	Average time on ice / shift
<b>ET/Res</b>	Penalty end time/Result of game	<b>F</b>	Forward
<b>FO+</b>	Face-offs won	<b>FO+/-</b>	Face-offs net
<b>GDF</b>	Goal difference	<b>Gen</b>	Gender
<b>GP</b>	Games played	<b>GWG</b>	Game winning goal
<b>M</b>	Male	<b>MIP</b>	Minutes in play (GK)
<b>OTL</b>	Overtime losses	<b>OTW</b>	Overtime wins
<b>Pos</b>	Position	<b>PPG</b>	Power play goals
<b>SHF</b>	Number of shifts	<b>SHG</b>	Shorthanded goals
<b>TOT</b>	Total	<b>TPP</b>	Time on power play
		<b>+A</b>	Assistant captain
		<b>D</b>	Defence
		<b>FO-</b>	Face-offs lost
		<b>G</b>	Goals
		<b>GF</b>	Goals for
		<b>GWS</b>	Game winning shots
		<b>No</b>	Jersey number
		<b>P</b>	Points
		<b>PTS</b>	Points
		<b>SOG</b>	Shots on goal
		<b>TS</b>	Total shots
		<b>+C</b>	Captain
		<b>EQ</b>	Equal strength
		<b>FO%</b>	Face-offs won as percentage
		<b>GA</b>	Goals against
		<b>GK</b>	Goalkeeper
		<b>L</b>	Losses
		<b>OT</b>	Overtime
		<b>PIM</b>	Penalties in minutes
		<b>R</b>	Rank
		<b>SVS</b>	Saves
		<b>W</b>	Wins



Shot Chart

Таблица бросков

CZE - NOR

Shots by NOR

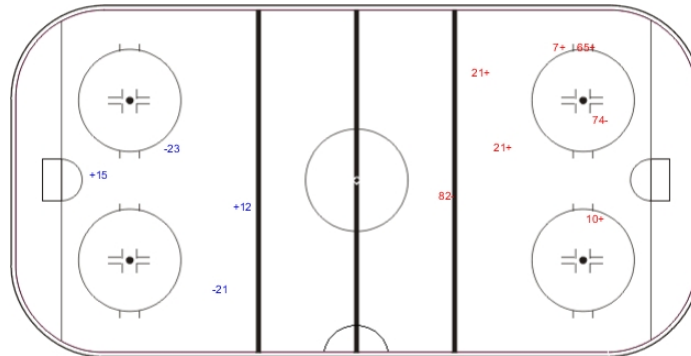
Goals (o): 0 SSG (+): 2  
SSP (<): 0 SPG (-): 2



GK 6 of CZE



Period: 1



Shots by CZE

Goals (o): 0 SSG (+): 5  
SSP (>): 0 SPG (-): 2



GK 2 of NOR

Shots by CZE

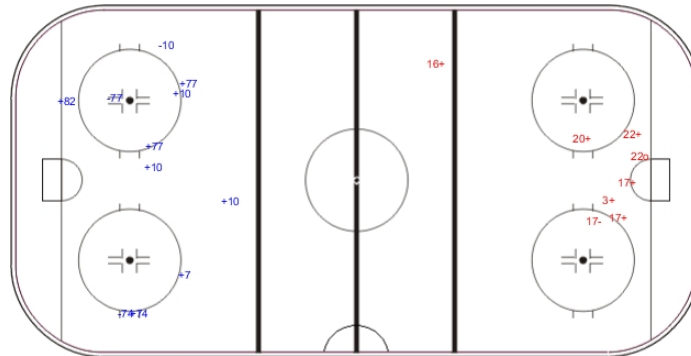
Goals (o): 0 SSG (+): 8  
SSP (<): 0 SPG (-): 3



GK 2 of NOR

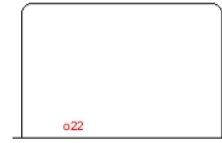


Period: 2



Shots by NOR

Goals (o): 1 SSG (+): 6  
SSP (>): 0 SPG (-): 1



GK 6 of CZE

Shots by NOR

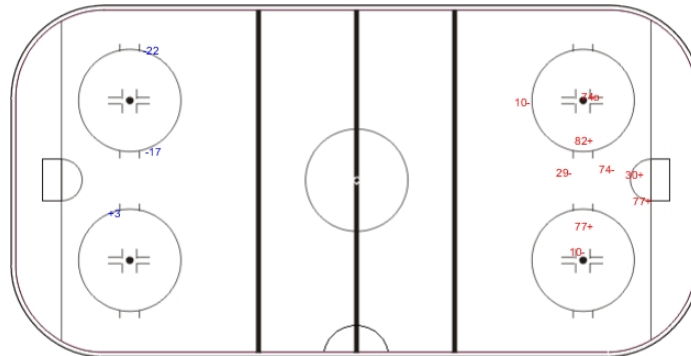
Goals (o): 0 SSG (+): 1  
SSP (<): 0 SPG (-): 2



GK 6 of CZE



Period: 3



Shots by CZE

Goals (o): 1 SSG (+): 4  
SSP (>): 0 SPG (-): 4



GK 2 of NOR



SAT 8 MAR 2014

Start Time 09:30

Shots by NOR

Goals (o): 0

SSG (+): 3

SSP (<): 0

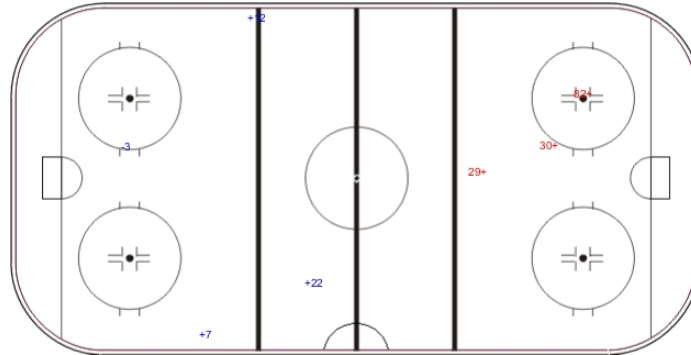
SPG (-): 1



GK 6 of CZE



Overtime



Shots by CZE

Goals (o): 0

SSG (+): 3

SSP (>): 0

SPG (-): 0



GK 2 of NOR

LEGEND

**GK** Goalkeeper

**SPG** Shots past goal

**SSG** Shots saved by goalkeeper

**SSP** Shots saved by player



## Face-off Chart

Таблица вбрасываний

### CZE - NOR

#### PERIOD 1

	CZE	NOR	Neutral zone		CZE	NOR	Total wins all zones				
	Def. zone	Att. zone	CZE	NOR	Att. zone	Def. zone					
	+ 82	- 15	- 82	+ 12	- 30	+ 12	<table border="1"> <thead> <tr> <th>CZE</th> <th>NOR</th> </tr> </thead> <tbody> <tr> <td>7 / 41%</td> <td>10 / 59%</td> </tr> </tbody> </table>	CZE	NOR	7 / 41%	10 / 59%
CZE	NOR										
7 / 41%	10 / 59%										
	- 30	+ 8	+ 30	- 12	+ 82	- 23					
	+ 30	- 15			- 30	+ 8					
	+ 30	- 15			- 82	+ 8					
	+ 30	- 12			+ 82	- 23					
					- 30	+ 3					
					- 30	+ 3					
					- 82	+ 12					
					- 30	+ 23					
					- 82	+ 3					
Total wins / period	4 / 80%	1 / 20%	1 / 50%	1 / 50%	2 / 20%	8 / 80%					

#### PERIOD 2

	CZE	NOR	Neutral zone		CZE	NOR	Total wins all zones				
	Def. zone	Att. zone	CZE	NOR	Att. zone	Def. zone					
	- 30	+ 12	+ 82	- 12	- 30	+ 12	<table border="1"> <thead> <tr> <th>CZE</th> <th>NOR</th> </tr> </thead> <tbody> <tr> <td>7 / 58%</td> <td>5 / 42%</td> </tr> </tbody> </table>	CZE	NOR	7 / 58%	5 / 42%
CZE	NOR										
7 / 58%	5 / 42%										
			- 30	+ 15	+ 30	- 8					
			- 30	+ 12	- 30	+ 12					
			+ 82	- 12	+ 82	- 23					
					+ 82	- 12					
					+ 82	- 8					
					+ 30	- 3					
Total wins / period	0 / 0%	1 / 100%	2 / 50%	2 / 50%	5 / 71%	2 / 29%					

#### PERIOD 3

	CZE	NOR	Neutral zone		CZE	NOR	Total wins all zones				
	Def. zone	Att. zone	CZE	NOR	Att. zone	Def. zone					
	+ 82	- 8	+ 82	- 12	- 30	+ 8	<table border="1"> <thead> <tr> <th>CZE</th> <th>NOR</th> </tr> </thead> <tbody> <tr> <td>9 / 64%</td> <td>5 / 36%</td> </tr> </tbody> </table>	CZE	NOR	9 / 64%	5 / 36%
CZE	NOR										
9 / 64%	5 / 36%										
	+ 82	- 12	+ 30	- 15	+ 82	- 8					
			- 30	+ 15	+ 82	- 12					
			+ 82	- 15	+ 82	- 12					
			- 82	+ 8	- 30	+ 8					
					+ 82	- 8					
					- 82	+ 3					
Total wins / period	2 / 100%	0 / 0%	3 / 60%	2 / 40%	4 / 57%	3 / 43%					

#### OVERTIME

	CZE	NOR	Neutral zone		CZE	NOR	Total wins all zones				
	Def. zone	Att. zone	CZE	NOR	Att. zone	Def. zone					
	+ 82	- 3	- 82	+ 3	- 30	+ 12	<table border="1"> <thead> <tr> <th>CZE</th> <th>NOR</th> </tr> </thead> <tbody> <tr> <td>2 / 40%</td> <td>3 / 60%</td> </tr> </tbody> </table>	CZE	NOR	2 / 40%	3 / 60%
CZE	NOR										
2 / 40%	3 / 60%										
	+ 82	- 3			- 82	+ 12					



SAT 8 MAR 2014  
Start Time 09:30

**Preliminary round - Group A, Game 1**  
Предварительный раунд - Группа А, Матч 1

2 / 100%	0 / 0%	0 / 0%	1 / 100%	0 / 0%	2 / 100%

**TOTAL**

	CZE		NOR		CZE		NOR		Total wins all zones	
	Def. zone	Att. zone	Neutral zone		Att. zone	Def. zone			CZE	NOR
Total wins / game	8 / 80%	2 / 20%	6 / 50%	6 / 50%	11 / 42%	15 / 58%			25 / 52%	23 / 48%



HEAD TO HEAD

		NOR									
No.	3	8	12	15	23	Tot	wins CZE	Dz	Nz	Az	
CZE	30	1 - 2	1 - 4	2 - 6	3 - 2	0 - 1	22	7 32%	3 60%	2 40%	2 17%
	82	2 - 3	4 - 2	7 - 3	2 - 0	3 - 0	26	18 69%	5 100%	4 57%	9 64%
Tot		8	11	18	7	4	48	25 52%	8 80%	6 50%	11 42%
wins NOR		5 63%	6 55%	9 50%	2 29%	1 25%	23 48%				
Dz		4 80%	4 50%	6 67%		1 25%	15 58%				
Nz		1 100%	1 100%	2 33%	2 50%		6 50%				
Az		0 0%	1 50%	1 33%	0 0%		2 20%				

LEGEND

Az Attacking zone Dz Defending zone Nz Neutral zone Tot Total face-offs played





## Line-Ups

Составы

## CAN - SWE

## Referee(s)

HEGLE Petter (NOR)

## Goalkeepers

Team: CAN

No	Name	Gen
22	ST-AMAND Benoit	M
30	WATSON Corbin	M

## Team Line-ups

Team: CAN (red)

No	Pos	Name	Gen
11	D	DIXON Adam +A	M
14	D	ARSENAULT Steve	M
8	F	McGREGOR Tyler	M
9	F	GALE Anthony	M
10	F	DELANEY Ben	M
4	D	WHITSON Derek	M
29	D	MURRAY Graeme	M
12	F	WESTLAKE Greg +C	M
18	F	BRIDGES Billy	M
27	F	BOWDEN Brad +A	M
5	F	REMPEL Kevin	M
7	F	DORION Marc	M
26	F	LAROCQUE Dominic	M

Head Coach: MONDIN Mike

## NOT DRESSED:

20	F	LUDWIG Karl	M
25	D	GEMMELL James	M

## Linesmen

HELTMAN Tomasz (POL) , YUDAKOV Sergey (RUS)

Team: SWE

No	Name	Gen
5	NILSSON Ulf	M
14	JONSSON Kenth	M

Team: SWE (yellow)

No	Pos	Name	Gen
3	D	INGVARSSON Niklas +A	M
11	D	LUNDGREN Rasmus	M
21	D	HOLM Marcus +A	M
8	F	KASPERI Per	M
20	F	RAKOS Niklas	M
15	D	HEDBERG Christian	M
4	F	OLSSON Stefan	M
18	F	OJALA Peter +C	M
19	F	FROM Gunnar	M

Head Coach: LUNDGREN Jorgen

## NOT DRESSED:

2	F	SILVSTRAND OLSSON Axel Filip	M
6	F	ANDERSON Aron	M
7	D	WISTRAND Anders	M

## LEGEND

<b>D</b>	Defence	<b>F</b>	Forward	<b>Gen</b>	Gender	<b>M</b>	Male
<b>No</b>	Jersey number	<b>Pos</b>	Position	<b>+A</b>	Assistant captain	<b>+C</b>	Captain



SAT 8 MAR 2014

Start Time 13:00 / End Time 14:57

Preliminary round - Group A, Game 2

Предварительный раунд - Группа А, Матч 2

## Game Summary

Общая игровая статистика

**CAN - SWE 10 - 1 (4 - 0 , 3 - 0 , 3 - 1)**

Spectators	Referee(s)	Linesmen
1707	HEGLE Petter (NOR)	HELTMAN Tomasz (POL) , YUDAKOV Sergey (RUS)

### Team Statistics

Period	Score	SVS	SOG	PIM	TPP	PPG	SHG
1	4 : 0	1 : 7	11 : 1	0 : 2	02:00 : 00:00	0 : 0	0 : 0
2	3 : 0	2 : 8	11 : 2	2 : 4	02:37 : 01:08	1 : 0	0 : 0
3	3 : 1	1 : 6	9 : 2	0 : 4	01:47 : 00:00	1 : 0	0 : 0
<b>Total</b>	<b>10 : 1</b>	<b>4 : 21</b>	<b>31 : 5</b>	<b>2 : 10</b>	<b>06:24 : 01:08</b>	<b>2 : 0</b>	<b>0 : 0</b>

### 1st Period

Action	Time	ET/Res	Team	Type	No	Name	(G)	Name of Assistant(s) / Action Description
GK	00:00		CAN		22	ST-AMAND B		- Goalkeeper in
GK	00:00		SWE		5	NILSSON U		- Goalkeeper in
<b>Goal</b>	<b>01:03</b>	<b>1 : 0</b>	<b>CAN</b>	<b>EQ</b>	<b>18</b>	<b>BRIDGES B</b>	(1)	4 WHITSON D On Ice CAN 22 4 12 18 27 29 SWE 5 3 8 11 20 21
Penalty	03:37	05:37	SWE	2 min.	3	INGVARSSON N		- Teeing
<b>Goal</b>	<b>06:42</b>	<b>2 : 0</b>	<b>CAN</b>	<b>EQ</b>	<b>10</b>	<b>DELANEY B</b>	(1)	9 GALE A On Ice CAN 22 4 8 9 10 29 29 MURRAY G SWE 5 3 8 11 18 21
<b>Goal</b>	<b>12:30</b>	<b>3 : 0</b>	<b>CAN</b>	<b>EQ</b>	<b>9</b>	<b>GALE A</b>	(1)	8 McGREGOR T On Ice CAN 22 4 8 9 10 29 SWE 5 8 11 15 18 21
<b>Goal</b>	<b>13:03</b>	<b>4 : 0</b>	<b>CAN</b>	<b>EQ</b>	<b>26</b>	<b>LAROCQUE D</b>	(1)	11 DIXON A On Ice CAN 22 5 7 11 14 26 5 REMPEL K SWE 5 3 8 11 18 21

### 2nd Period

Action	Time	ET/Res	Team	Type	No	Name	(G)	Name of Assistant(s) / Action Description
Penalty	22:04	24:04	CAN	2 min.	5	REMPEL K		- Holding an opponent
Penalty	23:12	25:12	SWE	2 min.	11	LUNDGREN R		- Hooking
<b>Goal</b>	<b>26:47</b>	<b>5 : 0</b>	<b>CAN</b>	<b>EQ</b>	<b>11</b>	<b>DIXON A</b>	(1)	12 WESTLAKE G On Ice CAN 22 7 11 12 14 27 7 DORION M SWE 5 3 8 11 20 21
<b>Goal</b>	<b>27:40</b>	<b>6 : 0</b>	<b>CAN</b>	<b>EQ</b>	<b>29</b>	<b>MURRAY G</b>	(1)	9 GALE A On Ice CAN 22 4 8 9 10 29 SWE 5 8 11 15 18 21
Penalty	28:16	29:45	SWE	2 min.	5	NILSSON U		- Roughing / Served by: 15 HEDBERG C
<b>Goal</b>	<b>29:45</b>	<b>7 : 0</b>	<b>CAN</b>	<b>PP1</b>	<b>12</b>	<b>WESTLAKE G</b>	(1)	11 DIXON A On Ice CAN 22 5 11 12 18 27 5 REMPEL K SWE 5 3 8 11 20 *

### 3rd Period

Action	Time	ET/Res	Team	Type	No	Name	(G)	Name of Assistant(s) / Action Description
GK	30:00		SWE		14	JONSSON K		- Goalkeeper in
<b>Goal</b>	<b>35:22</b>	<b>7 : 1</b>	<b>SWE</b>	<b>EQ</b>	<b>8</b>	<b>KASPERI P</b>	(1)	5 NILSSON U - Goalkeeper out 20 RAKOS N On Ice CAN 22 4 8 9 10 29 3 INGVARSSON N SWE 14 3 8 11 15 20
Penalty	38:25	40:12	SWE	2 min.	21	HOLM M		- Holding an opponent
<b>Goal</b>	<b>40:12</b>	<b>8 : 1</b>	<b>CAN</b>	<b>PP1</b>	<b>11</b>	<b>DIXON A</b>	(2)	5 REMPEL K On Ice CAN 22 5 11 12 18 27 27 BOWDEN B SWE 14 3 8 11 20 *
<b>Goal</b>	<b>40:32</b>	<b>9 : 1</b>	<b>CAN</b>	<b>EQ</b>	<b>26</b>	<b>LAROCQUE D</b>	(2)	5 REMPEL K On Ice CAN 22 5 7 11 14 26 14 ARSENAULT S SWE 14 3 4 8 11 21
<b>Goal</b>	<b>41:30</b>	<b>10 : 1</b>	<b>CAN</b>	<b>EQ</b>	<b>9</b>	<b>GALE A</b>	(2)	4 WHITSON D On Ice CAN 22 4 9 10 18 29 8 McGREGOR T SWE 14 3 15 18 19 21
Penalty	45:00	45:00	SWE	2 min.	8	KASPERI P		- Elbowing
GK	45:00		CAN					22 ST-AMAND B - Goalkeeper out
GK	45:00		SWE					14 JONSSON K - Goalkeeper out



SAT 8 MAR 2014  
Start Time 13:00 / End Time 14:57

Preliminary round - Group A, Game 2  
Предварительный раунд - Группа А, Матч 2

Goalkeeper Records

Team : CAN - Canada

No	Name	SOG	SVS	MIP
22	ST-AMAND Benoit	5	4	45:00
30	WATSON Corbin			

Team : SWE - Sweden

No	Name	SOG	SVS	MIP
5	NILSSON Ulf	22	15	30:00
14	JONSSON Kenth	9	6	15:00

Game Statistics

Team : CAN (red)

Head Coach : MONDIN Mike

No	Pos	Name	Gen	G	A	P	PIM	FO+	FO-	FO+/-	FO%	Shots on Goal				TS	+/-	Time on Ice				TOT	SHF	AVG
												1	2	3	OT			1	2	3	OT			
8	F	McGREGOR Tyler	M	0	2	2	0	0	0	0	0.00	0	0	0	0	+2	5:21	4:17	6:54		16:32	19	0:52	
9	F	GALE Anthony	M	2	2	4	0	15	3	12	83.33	1	0	1	2	+3	5:57	4:52	6:52		17:41	22	0:48	
10	F	DELANEY Ben	M	1	0	1	0	0	0	0	0.00	2	0	0	2	+3	5:06	2:46	4:33		12:25	16	0:46	
11	D	DIXON Adam +A	M	2	2	4	0	0	0	0	0.00	0	2	1	3	+3	8:23	8:47	7:53		25:03	22	1:08	
14	D	ARSENAULT Steve	M	0	1	1	0	0	0	0	0.00	0	0	0	0	+3	6:28	6:55	6:32		19:55	21	0:56	
4	D	WHITSON Derek	M	0	2	2	0	0	0	0	0.00	1	0	1	2	+4	6:42	7:36	7:33		21:51	21	1:02	
12	F	WESTLAKE Greg +C	M	1	1	2	0	0	1	-1	0.00	0	1	1	2	+2	5:21	5:32	4:20		15:13	19	0:48	
18	F	BRIDGES Billy	M	1	0	1	0	12	1	11	92.31	2	1	0	3	+2	5:50	5:47	4:29		16:06	18	0:53	
27	F	BOWDEN Brad +A	M	0	1	1	0	0	0	0	0.00	1	1	0	2	+2	4:46	5:21	4:03		14:10	18	0:47	
29	D	MURRAY Graeme	M	1	1	2	0	0	0	0	0.00	0	2	0	2	+4	6:48	6:08	7:34		20:30	21	0:58	
5	F	REMPEL Kevin	M	0	4	4	2	1	0	1	100.00	0	0	1	1	+2	4:26	3:06	3:47		11:19	17	0:39	
7	F	DORION Marc	M	0	1	1	0	9	5	4	64.29	2	3	2	7	+3	4:45	5:32	4:23		14:40	17	0:51	
26	F	LAROCQUE Dominic	M	2	0	2	0	0	0	0	0.00	2	1	2	5	+2	4:32	5:41	5:04		15:17	17	0:53	
22	GK	ST-AMAND Benoit	M	0	0	0	0					0	0	0	0									
30	GK	WATSON Corbin	M	0	0	0	0					0	0	0	0									
<b>Total</b>				<b>10</b>	<b>17</b>	<b>27</b>	<b>2</b>	<b>37</b>	<b>10</b>	<b>27</b>	<b>78.72</b>	<b>11</b>	<b>11</b>	<b>9</b>	<b>31</b>									

Team : SWE (yellow)

Head Coach : LUNDGREN Jorgen

No	Pos	Name	Gen	G	A	P	PIM	FO+	FO-	FO+/-	FO%	Shots on Goal				TS	+/-	Time on Ice				TOT	SHF	AVG
												1	2	3	OT			1	2	3	OT			
3	D	INGVARSSON Niklas +A	M	0	1	1	2	3	3	0	50.00	0	0	0	0	-5	11:35	11:32	13:43		36:50	9	4:05	
8	F	KASPERI Per	M	1	0	1	2	1	8	-7	11.11	0	0	2	2	-6	15:00	13:16	14:15		42:31	6	7:05	
11	D	LUNDGREN Rasmus	M	0	0	0	2	2	7	-5	22.22	1	0	0	1	-6	15:00	12:58	14:15		42:13	5	8:26	
20	F	RAKOS Niklas	M	0	1	1	0	0	0	0	0.00	0	0	0	0	-1	11:06	9:51	6:43		27:40	12	2:18	
21	D	HOLM Marcus +A	M	0	0	0	2	3	7	-4	30.00	0	2	0	2	-8	12:20	12:32	9:16		34:08	8	4:16	
4	F	OLSSON Stefan	M	0	0	0	0	0	0	0	0.00	0	0	0	0	-1	0:00	0:00	0:33		0:33	1	0:33	
15	D	HEDBERG Christian	M	0	0	0	0	1	9	-8	10.00	0	0	0	0	-2	4:00	4:24	5:55		14:19	8	1:47	
18	F	OJALA Peter +C	M	0	0	0	0	0	3	-3	0.00	0	0	0	0	-5	3:52	4:08	5:50		13:50	10	1:23	
19	F	FROM Gunnar	M	0	0	0	0	0	0	0	0.00	0	0	0	0	-1	0:00	2:43	2:36		5:19	4	1:19	
5	GK	NILSSON Ulf	M	0	0	0	2					0	0	0	0									
14	GK	JONSSON Kenth	M	0	0	0	0					0	0	0	0									
<b>Total</b>				<b>1</b>	<b>2</b>	<b>3</b>	<b>10</b>	<b>10</b>	<b>37</b>	<b>-27</b>	<b>21.28</b>	<b>1</b>	<b>2</b>	<b>2</b>	<b>5</b>									

Group A

R	Team	GP	W	OTW	OTL	L	GDF	GF : GA	PTS
1	CAN	1	1	0	0	0	+9	10 : 1	3
2	NOR	1	0	1	0	0	+1	2 : 1	2
3	CZE	1	0	0	1	0	-1	1 : 2	1
4	SWE	1	0	0	0	1	-9	1 : 10	0

	CAN	CZE	NOR	SWE
CAN	*****	TUE 11 MAR 20:00	SUN 09 MAR 13:00	10:1
CZE	TUE 11 MAR 20:00	*****	1:2	SUN 09 MAR 09:30
NOR	SUN 09 MAR 13:00	2:1	*****	TUE 11 MAR 13:00
SWE	1:10	SUN 09 MAR 09:30	TUE 11 MAR 13:00	*****



**LEGEND**

<b>(G)</b> Goals in tournament	<b>*</b> does not count for Plus/minus	<b>+/-</b> Plus/minus net	<b>+A</b> Assistant captain
<b>+C</b> Captain	<b>A</b> Assists	<b>AVG</b> Average time on ice / shift	<b>D</b> Defence
<b>EQ</b> Equal strength	<b>ET/Res</b> Penalty end time/Result of game	<b>F</b> Forward	<b>FO-</b> Face-offs lost
<b>FO%</b> Face-offs won as percentage	<b>FO+</b> Face-offs won	<b>FO+/-</b> Face-offs net	<b>G</b> Goals
<b>GA</b> Goals against	<b>GDF</b> Goal difference	<b>Gen</b> Gender	<b>GF</b> Goals for
<b>GK</b> Goalkeeper	<b>GP</b> Games played	<b>L</b> Losses	<b>M</b> Male
<b>MIP</b> Minutes in play (GK)	<b>No</b> Jersey number	<b>OT</b> Overtime	<b>OTL</b> Overtime losses
<b>OTW</b> Overtime wins	<b>P</b> Points	<b>PIM</b> Penalties in minutes	<b>Pos</b> Position
<b>PP1</b> Power play - 1 player	<b>PPG</b> Power play goals	<b>PTS</b> Points	<b>R</b> Rank
<b>SHF</b> Number of shifts	<b>SHG</b> Shorthanded goals	<b>SOG</b> Shots on goal	<b>SVS</b> Saves
<b>TOT</b> Total	<b>TPP</b> Time on power play	<b>TS</b> Total shots	<b>W</b> Wins



SAT 8 MAR 2014  
Start Time 13:00

Preliminary round - Group A, Game 2  
Предварительный раунд - Группа А, Матч 2

Shot Chart  
Таблица бросков

CAN - SWE

Shots by SWE


Goals (o): 0 SSG (+): 1  
SSP (<): 0 SPG (-): 0



GK 22 of CAN

Shots by CAN

Goals (o): 3 SSG (+): 8  
SSP (<): 0 SPG (-): 5



GK 5 of SWE

Shots by SWE

Goals (o): 1 SSG (+): 1  
SSP (<): 0 SPG (-): 1



GK 22 of CAN

Shots by CAN

Goals (o): 4 SSG (+): 7  
SSP (>): 0 SPG (-): 5



GK 5 of SWE

Shots by SWE

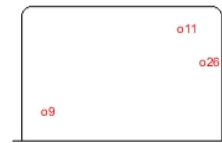
Goals (o): 0 SSG (+): 2  
SSP (>): 0 SPG (-): 2



GK 22 of CAN

Shots by CAN

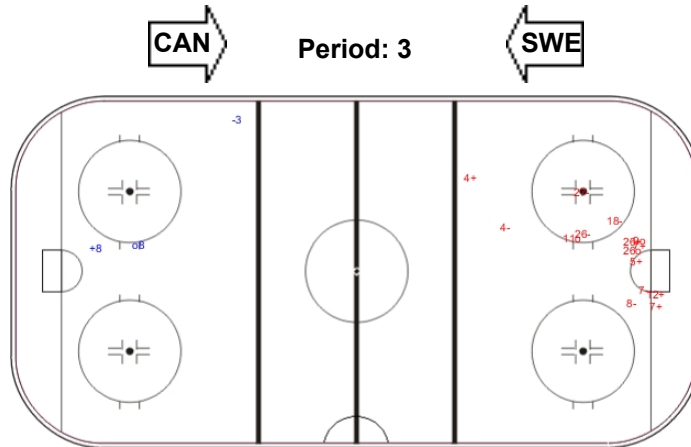
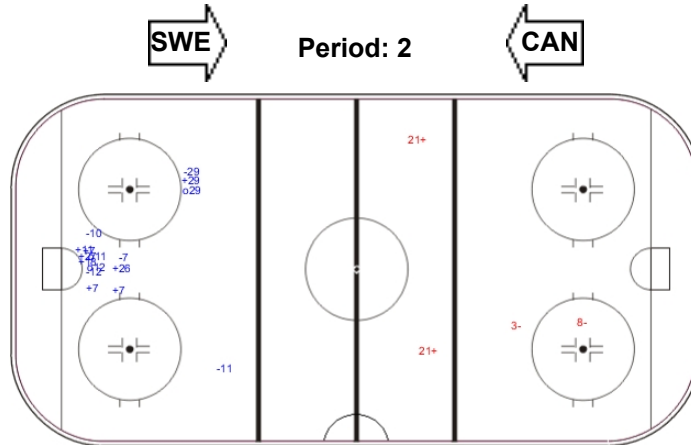
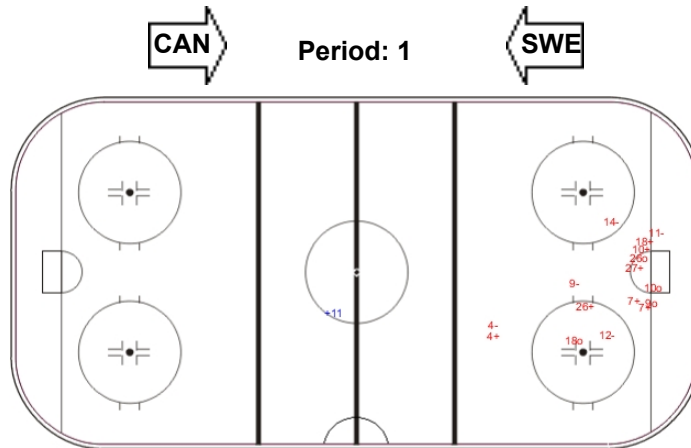
Goals (o): 3 SSG (+): 6  
SSP (>): 0 SPG (-): 6



GK 14 of SWE



GK 5 of SWE



LEGEND

GK Goalkeeper SPG Shots past goal SSG Shots saved by goalkeeper SSP Shots saved by player



## Face-off Chart

Таблица вбрасываний

### CAN - SWE

#### PERIOD 1

	CAN		SWE		CAN		SWE		Total wins all zones	
	Def. zone	Att. zone	Neutral zone		Att. zone	Def. zone			CAN	SWE
	- 7	+ 21	+ 9	- 8	+ 18	- 8			13 / 81%	3 / 19%
	+ 7	- 21	+ 7	- 8	+ 18	- 3				
			+ 7	- 18	+ 18	- 3				
			+ 7	- 18	- 9	+ 11				
			+ 18	- 8	+ 9	- 15				
			+ 9	- 8	+ 9	- 15				
Total wins / period	1 / 50%	1 / 50%	6 / 100%	0 / 0%	6 / 75%	2 / 25%				

#### PERIOD 2

	CAN		SWE		CAN		SWE		Total wins all zones	
	Def. zone	Att. zone	Neutral zone		Att. zone	Def. zone			CAN	SWE
	+ 7	- 11	+ 9	- 21	- 9	+ 11			13 / 87%	2 / 13%
	- 12	+ 21	+ 18	- 15	+ 9	- 11				
			+ 7	- 21	+ 18	- 11				
			+ 9	- 15	+ 5	- 11				
					+ 18	- 21				
					+ 18	- 21				
Total wins / period	1 / 50%	1 / 50%	4 / 100%	0 / 0%	8 / 89%	1 / 11%				

#### PERIOD 3

	CAN		SWE		CAN		SWE		Total wins all zones	
	Def. zone	Att. zone	Neutral zone		Att. zone	Def. zone			CAN	SWE
	- 9	+ 3	+ 9	- 21	+ 18	- 11			11 / 69%	5 / 31%
	+ 9	- 18	+ 7	- 15	- 7	+ 3				
			- 18	+ 15	- 7	+ 3				
			- 7	+ 21	+ 18	- 3				
			+ 18	- 8	+ 9	- 11				
			+ 7	- 21	+ 9	- 15				
Total wins / period	1 / 50%	1 / 50%	6 / 75%	2 / 25%	4 / 67%	2 / 33%				

#### TOTAL



	CAN		SWE		CAN		SWE		Total wins all zones	
	Def. zone	Att. zone	Neutral zone		Att. zone	Def. zone	CAN	SWE		
Total wins / game	3 / 50%	3 / 50%	16 / 89%	2 / 11%	18 / 78%	5 / 22%	37 / 79%	10 / 21%		



HEAD TO HEAD

		SWE										
No.	3	8	11	15	18	21	Tot	wins CAN	Dz	Nz	Az	
CAN	5			1 - 0			1	1 100%			1 100%	
	7	0 - 2	2 - 1	1 - 0	1 - 0	2 - 0	3 - 2	14	9 64%	2 67%	7 88%	0 0%
	9	0 - 1	2 - 0	3 - 2	7 - 0	1 - 0	2 - 0	18	15 83%	1 50%	5 100%	9 82%
	12						0 - 1	1	0 0%	0 0%		
	18	3 - 0	4 - 0	2 - 0	1 - 1		2 - 0	13	12 92%		4 80%	8 100%
<b>Tot</b>	<b>6</b>	<b>9</b>	<b>9</b>	<b>10</b>	<b>3</b>	<b>10</b>	<b>47</b>	<b>37</b> 79%	<b>3</b> 50%	<b>16</b> 89%	<b>18</b> 78%	
<b>wins SWE</b>	<b>3</b> 50%	<b>1</b> 11%	<b>2</b> 22%	<b>1</b> 10%	<b>0</b> 0%	<b>3</b> 30%	<b>10</b> 21%					
<b>Dz</b>	<b>2</b> 40%	<b>1</b> 50%	<b>2</b> 25%	<b>0</b> 0%		<b>0</b> 0%	<b>5</b> 22%					
<b>Nz</b>		<b>0</b> 0%		<b>1</b> 25%	<b>0</b> 0%	<b>1</b> 20%	<b>2</b> 11%					
<b>Az</b>	<b>1</b> 100%		<b>0</b> 0%		<b>0</b> 0%	<b>2</b> 67%	<b>3</b> 50%					

LEGEND

**Az** Attacking zone      **Dz** Defending zone      **Nz** Neutral zone      **Tot** Total face-offs played





## Line-Ups

Составы

REVISED

14 MAR 14:06

## USA - ITA

### Referee(s)

BOESE Paul (CAN)

### Goalkeepers

Team: USA

No	Name	Gen
34	CASH Steve	M
1	LEE Jen	M

### Team Line-ups

Team: USA (blue)

No	Pos	Name	Gen
11	D	CARRON Tyler	M
19	D	CHACE Taylor +A	M
13	F	SWEENEY Joshua +A	M
23	F	ROMAN Rico	M
28	F	SCHAUS Paul	M
9	D	YOHE Andy +C	M
15	D	LANDEROS Nikko	M
4	F	ROYBAL Brody	M
6	F	FARMER Declan	M
27	F	PAULS Joshua	M
7	F	LIPSETT Taylor	M
18	F	McKEE Kevin	M
20	F	PAGE Adam	M

Head Coach: SAUER Jeff

### NOT DRESSED:

8	F	SHAW Greg	M
14	F	McCOY Daniel	M

### Linesmen

CLARK Matthew (CAN) , KLOCHKOV Dmitriy (RUS)

Team: ITA

No	Name	Gen
1	STILLITANO Santino	M
15	ARAUDO Gabriele	M

Team: ITA (white)

No	Pos	Name	Gen
3	D	ROSA Gianluigi	M
14	D	BALOSSETTI Bruno	M
5	F	PLANKER Florian +A	M
7	F	WINKLER Werner	M
16	F	CHIAROTTI Andrea +C	M
6	D	CAVALIERE Gianluca +A	M
69	D	CONDELLO Giuseppe	M
18	F	MACRI Andrea	M
68	F	CORVINO Valerio	M
73	F	LEPERDI Gregory Brian Alexis	M
8	F	RADICE Roberto	M
11	F	LARCH Nils	M
62	F	DEPAOLI Christoph	M

Head Coach: da RIN Massimo

### NOT DRESSED:

88	F	KANESTRIN Rupert	M
----	---	------------------	---

### LEGEND

<b>D</b>	Defence	<b>F</b>	Forward	<b>Gen</b>	Gender	<b>M</b>	Male
<b>No</b>	Jersey number	<b>Pos</b>	Position	<b>+A</b>	Assistant captain	<b>+C</b>	Captain

STELLA Igor (Italy) has been disqualified starting from 4 MAR 2014 from the Ice Sledge Hockey Tournament based on the decision of the IPC Anti Doping Commission, from 13 MAR 2014.



SAT 8 MAR 2014

Start Time 16:30 / End Time 18:18

Preliminary round - Group B, Game 3

Предварительный раунд - Группа B, Матч 3

## Game Summary

Общая игровая статистика

**USA - ITA 5 - 1 (1 - 0, 1 - 0, 3 - 1)**

Spectators	Referee(s)	Linesmen
3617	BOESE Paul (CAN)	CLARK Matthew (CAN) , KLOCHKOV Dmitriy (RUS)

### Team Statistics

Period	Score	SVS	SOG	PIM	TPP	PPG	SHG
1	1 : 0	5 : 5	6 : 5	2 : 6	04:23 : 01:53	1 : 0	0 : 0
2	1 : 0	2 : 5	6 : 2	2 : 4	04:03 : 02:00	0 : 0	0 : 0
3	3 : 1	4 : 4	7 : 5	4 : 0	00:22 : 03:40	0 : 0	0 : 0
<b>Total</b>	<b>5 : 1</b>	<b>11 : 14</b>	<b>19 : 12</b>	<b>8 : 10</b>	<b>09:08 : 07:33</b>	<b>1 : 0</b>	<b>0 : 0</b>

### 1st Period

Action	Time	ET/Res	Team	Type	No	Name	(G)	Name of Assistant(s) / Action Description
GK	00:00		USA		34	CASH S		- Goalkeeper in
GK	00:00		ITA		1	STILLITANO S		- Goalkeeper in
Penalty	00:54	02:54	ITA	2 min.	14	BALOSSETTI B		- Holding an opponent
Penalty	02:47	04:47	USA	2 min.	9	YOHE A		- Holding an opponent
Penalty	12:30	13:45	ITA	2 min.	68	CORVINO V		- Interference
<b>Goal</b>	<b>13:45</b>	<b>1 : 0</b>	<b>USA</b>	<b>PP1</b>	<b>6</b>	<b>FARMER D</b>	(1)	15 LANDEROS N 19 CHACE T On Ice USA 34 4 6 15 19 27 ITA 1 3 5 6 7 *
Penalty	13:45	15:45	ITA	2 min.	7	WINKLER W		- Roughing

### 2nd Period

Action	Time	ET/Res	Team	Type	No	Name	(G)	Name of Assistant(s) / Action Description
Penalty	16:12	18:12	ITA	2 min.	-	Team penalty		- Too Many Players on the Ice / Served by: 16 CHIAROTTI A
Penalty	20:12	22:12	USA	2 min.	23	ROMAN R		- Interference
<b>Goal</b>	<b>26:12</b>	<b>2 : 0</b>	<b>USA</b>	<b>EQ</b>	<b>4</b>	<b>ROYBAL B</b>	(1)	6 FARMER D On Ice USA 34 4 6 11 15 27 ITA 1 6 14 18 68 73
Penalty	28:42	30:42	ITA	2 min.	69	CONDELLO G		- Teeing

### 3rd Period

Action	Time	ET/Res	Team	Type	No	Name	(G)	Name of Assistant(s) / Action Description
Penalty	30:22	32:22	USA	2 min.	19	CHACE T		- Teeing
<b>Goal</b>	<b>33:04</b>	<b>3 : 0</b>	<b>USA</b>	<b>EQ</b>	<b>13</b>	<b>SWEENEY J</b>	(1)	On Ice USA 34 9 13 15 19 23 ITA 1 3 5 6 7 7 3
<b>Goal</b>	<b>40:18</b>	<b>4 : 0</b>	<b>USA</b>	<b>EQ</b>	<b>4</b>	<b>ROYBAL B</b>	(2)	27 PAULS J 15 LANDEROS N On Ice USA 34 4 6 9 15 27 ITA 1 3 8 18 68 73
Time-out	40:18		USA					
GK	40:18		USA		1	LEE J		- Goalkeeper in 34 CASH S - Goalkeeper out
Penalty	41:26	43:26	USA	2 min.	28	SCHAUS P		- Roughing
<b>Goal</b>	<b>43:34</b>	<b>4 : 1</b>	<b>ITA</b>	<b>EQ</b>	<b>5</b>	<b>PLANKER F</b>	(1)	6 CAVALIERE G On Ice USA 1 7 9 15 18 28 ITA 1 3 5 6 7 16
<b>Goal</b>	<b>44:55</b>	<b>5 : 1</b>	<b>USA</b>	<b>EQ</b>	<b>28</b>	<b>SCHAUS P</b>	(1)	15 LANDEROS N On Ice USA 1 7 15 18 19 28 ITA 1 3 6 18 68 73
GK	45:00		USA					1 LEE J - Goalkeeper out
GK	45:00		ITA					1 STILLITANO S - Goalkeeper out

### Goalkeeper Records

Team : USA - United States

No	Name	SOG	SVS	MIP
34	CASH Steve	9	9	40:18
1	LEE Jen	3	2	04:42

Team : ITA - Italy

No	Name	SOG	SVS	MIP
1	STILLITANO Santino	19	14	45:00
15	ARAUDO Gabriele			

### Game Statistics

Team : USA (blue)



SAT 8 MAR 2014  
Start Time 16:30 / End Time 18:18

Preliminary round - Group B, Game 3  
Предварительный раунд - Группа В, Матч 3

Head Coach : SAUER Jeff											Shots on Goal					Time on Ice								
No	Pos	Name	Gen	G	A	P	PIM	FO+	FO-	FO+/-	FO%	1	2	3	OT	TS	+/-	1	2	3	OT	TOT	SHF	AVG
11	D	CARRON Tyler	M	0	0	0	0	0	0	0	0.00	0	0	0	0	0	+1	4:59	4:55	7:54		17:48	8	2:13
13	F	SWEENEY Joshua +A	M	1	0	1	0	1	0	1	100.00	0	0	1	1	1	+1	6:46	5:26	5:20		17:32	12	1:27
19	D	CHACE Taylor +A	M	0	1	1	2	0	0	0	0.00	0	0	0	0	0	+2	10:17	11:06	9:16		30:39	13	2:21
23	F	ROMAN Rico	M	0	0	0	2	7	5	2	58.33	1	0	0	1	1	+1	4:30	4:21	5:46		14:37	11	1:19
28	F	SCHAUS Paul	M	1	0	1	2	0	0	0	0.00	0	0	1	1	1	0	4:13	4:37	3:49		12:39	11	1:09
4	F	ROYBAL Brody	M	2	0	2	0	1	0	1	100.00	0	1	1	2	2	+2	5:25	4:57	3:05		13:27	9	1:29
6	F	FARMER Declan	M	1	1	2	0	12	1	11	92.31	2	1	0	3	3	+2	5:32	7:19	3:16		16:07	10	1:36
9	D	YOHE Andy +C	M	0	0	0	2	0	0	0	0.00	1	0	0	1	1	+1	3:46	4:24	5:18		13:28	8	1:41
15	D	LANDEROS Nikko	M	0	3	3	0	0	0	0	0.00	1	2	2	5	5	+3	11:42	9:32	8:08		29:22	12	2:26
27	F	PAULS Joshua	M	0	1	1	0	0	0	0	0.00	1	2	0	3	3	+2	6:49	6:40	3:22		16:51	12	1:24
7	F	LIPSETT Taylor	M	0	0	0	0	0	0	0	0.00	0	0	0	0	0	0	2:46	2:48	5:33		11:07	7	1:35
18	F	McKEE Kevin	M	0	0	0	0	2	4	-2	33.33	0	0	0	0	0	0	3:11	3:38	5:43		12:32	8	1:34
20	F	PAGE Adam	M	0	0	0	0	0	0	0	0.00	0	0	2	2	2	0	2:47	3:08	4:16		10:11	7	1:27
1	GK	LEE Jen	M	0	0	0	0					0	0	0	0	0								
34	GK	CASH Steve	M	0	0	0	0					0	0	0	0	0								
<b>Total</b>				<b>5</b>	<b>6</b>	<b>11</b>	<b>8</b>	<b>23</b>	<b>10</b>	<b>13</b>	<b>69.70</b>	<b>6</b>	<b>6</b>	<b>7</b>	<b>19</b>									

Team : ITA (white)

Head Coach : da RIN Massimo											Shots on Goal					Time on Ice								
No	Pos	Name	Gen	G	A	P	PIM	FO+	FO-	FO+/-	FO%	1	2	3	OT	TS	+/-	1	2	3	OT	TOT	SHF	AVG
3	D	ROSA Gianluigi	M	0	0	0	0	0	0	0	0.00	0	1	0	1	1	-2	10:53	12:11	12:18		35:22	10	3:32
5	F	PLANKER Florian +A	M	1	0	1	0	7	4	3	63.64	1	1	3	5	5	0	9:04	9:18	6:55		25:17	13	1:56
7	F	WINKLER Werner	M	0	0	0	2	0	7	-7	0.00	4	0	0	4	4	0	8:00	8:50	6:27		23:17	13	1:47
14	D	BALOSSETTI Bruno	M	0	0	0	2	0	0	0	0.00	0	0	0	0	0	-1	3:58	2:20	2:42		9:00	8	1:07
16	F	CHIAROTTI Andrea +C	M	0	0	0	0	0	0	0	0.00	0	0	0	0	0	+1	6:52	5:59	6:17		19:08	12	1:35
6	D	CAVALIERE Gianluca +A	M	0	1	1	0	0	0	0	0.00	0	0	2	2	2	-2	9:08	9:32	9:40		28:20	13	2:10
18	F	MACRI Andrea	M	0	0	0	0	1	2	-1	33.33	0	0	0	0	0	-3	2:56	3:38	6:51		13:25	9	1:29
68	F	CORVINO Valerio	M	0	0	0	2	0	0	0	0.00	0	0	0	0	0	-3	4:22	4:05	7:11		15:38	9	1:44
69	D	CONDELLO Giuseppe	M	0	0	0	2	0	0	0	0.00	0	0	0	0	0	0	3:49	2:29	3:13		9:31	5	1:54
73	F	LEPERDI Gregory Brian Alexis	M	0	0	0	0	1	9	-8	10.00	0	0	0	0	0	-4	7:45	7:20	5:47		20:52	15	1:23
8	F	RADICE Roberto	M	0	0	0	0	1	1	0	50.00	0	0	0	0	0	-1	1:24	1:47	3:16		6:27	5	1:17
11	F	LARCH Nils	M	0	0	0	0	0	0	0	0.00	0	0	0	0	0	0	1:04	1:11	1:27		3:42	5	0:44
62	F	DEPAOLI Christoph	M	0	0	0	0	0	0	0	0.00	0	0	0	0	0	0	1:14	2:09	2:10		5:33	5	1:06
1	GK	STILLITANO Santino	M	0	0	0	0					0	0	0	0	0								
15	GK	ARAUDO Gabriele	M	0	0	0	0					0	0	0	0	0								
<b>Total</b>				<b>1</b>	<b>1</b>	<b>2</b>	<b>8</b>	<b>10</b>	<b>23</b>	<b>-13</b>	<b>30.30</b>	<b>5</b>	<b>2</b>	<b>5</b>	<b>12</b>									

Group B

R	Team	GP	W	OTW	OTL	L	GDF	GF : GA	PTS
1	USA	1	1	0	0	0	+4	5 : 1	3
2	ITA	1	0	0	0	1	-4	1 : 5	0
-	KOR	0							
-	RUS	0							

	ITA	KOR	RUS	USA
ITA	*****	TUE 11 MAR 09:30	SUN 09 MAR 20:00	1:5
KOR	TUE 11 MAR 09:30	*****	SAT 08 MAR 20:00	SUN 09 MAR 16:30
RUS	SUN 09 MAR 20:00	SAT 08 MAR 20:00	*****	TUE 11 MAR 16:30
USA	5:1	SUN 09 MAR 16:30	TUE 11 MAR 16:30	*****

LEGEND			
(G)	Goals in tournament	*	does not count for Plus/minus
+C	Captain	A	Assists
EQ	Equal strength	ET/Res	Penalty end time/Result of game
FO%	Face-offs won as percentage	FO+	Face-offs won
GA	Goals against	GDF	Goal difference
GK	Goalkeeper	GP	Games played
MIP	Minutes in play (GK)	No	Jersey number
OTW	Overtime wins	P	Points
PP1	Power play - 1 player	PPG	Power play goals
SHF	Number of shifts	SHG	Shorthanded goals
TOT	Total	TPP	Time on power play
		+/-	Plus/minus net
		AVG	Average time on ice / shift
		F	Forward
		FO+	Face-offs net
		Gen	Gender
		L	Losses
		OT	Overtime
		PIM	Penalties in minutes
		PTS	Points
		SOG	Shots on goal
		TS	Total shots
		+A	Assistant captain
		D	Defence
		FO-	Face-offs lost
		G	Goals
		GF	Goals for
		M	Male
		OTL	Overtime losses
		Pos	Position
		R	Rank
		SVS	Saves
		W	Wins



SAT 8 MAR 2014  
Start Time 16:30

Preliminary round - Group B, Game 3  
Предварительный раунд - Группа B, Матч 3

Shot Chart  
Таблица бросков

USA - ITA

Shots by ITA

Goals (o): 0 SSG (+): 5  
SSP (<): 0 SPG (-): 1



GK 34 of USA

Shots by USA

Goals (o): 1 SSG (+): 5  
SSP (<): 0 SPG (-): 3



GK 1 of ITA

Shots by ITA

Goals (o): 1 SSG (+): 4  
SSP (<): 0 SPG (-): 0



GK 1 of USA



GK 34 of USA

Shots by USA

Goals (o): 1 SSG (+): 5  
SSP (>): 0 SPG (-): 1



GK 1 of ITA

Shots by ITA

Goals (o): 0 SSG (+): 2  
SSP (>): 0 SPG (-): 1



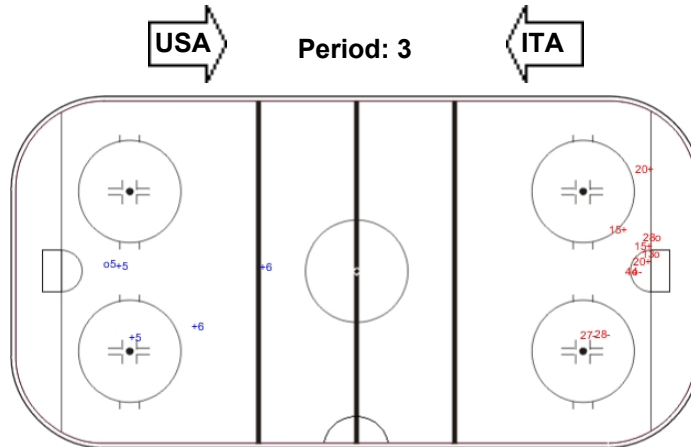
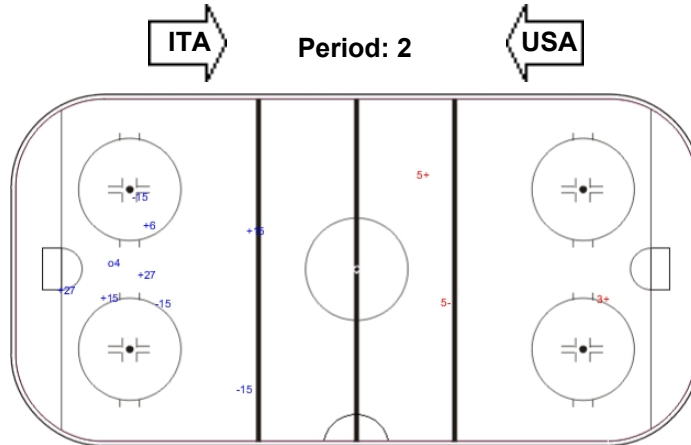
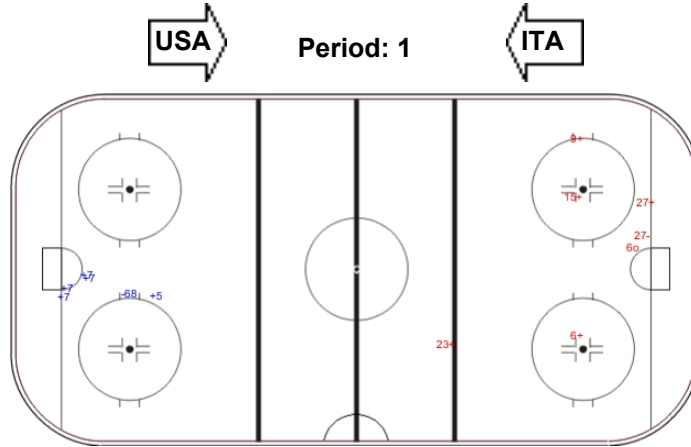
GK 34 of USA

Shots by USA

Goals (o): 3 SSG (+): 4  
SSP (>): 0 SPG (-): 3



GK 1 of ITA



LEGEND

GK Goalkeeper SPG Shots past goal SSG Shots saved by goalkeeper SSP Shots saved by player



## Face-off Chart

Таблица вбрасываний

### USA - ITA

#### PERIOD 1

	USA		ITA		USA		ITA		Total wins all zones
	Def. zone	Att. zone	Neutral zone		Att. zone	Def. zone			
	+ 13	- 5	- 23	+ 5	+ 6	- 73			
			+ 18	- 7	+ 6	- 73			
			+ 23	- 73	+ 6	- 7			
			+ 23	- 73	+ 6	- 73			
Total wins / period	1 / 100%	0 / 0%	3 / 75%	1 / 25%	5 / 100%	0 / 0%	9 / 90%	1 / 10%	

#### PERIOD 2

	USA		ITA		USA		ITA		Total wins all zones
	Def. zone	Att. zone	Neutral zone		Att. zone	Def. zone			
	+ 6	- 73	+ 6	- 73	+ 6	- 7			
	+ 23	- 5	- 23	+ 5	+ 6	- 7			
					- 23	+ 73			
					- 18	+ 8			
					+ 4	- 5			
					+ 23	- 73			
Total wins / period	2 / 100%	0 / 0%	1 / 50%	1 / 50%	4 / 67%	2 / 33%	7 / 70%	3 / 30%	

#### PERIOD 3

	USA		ITA		USA		ITA		Total wins all zones
	Def. zone	Att. zone	Neutral zone		Att. zone	Def. zone			
	+ 6	- 7	+ 6	- 7	- 6	+ 18			
	+ 23	- 5	+ 23	- 8	+ 6	- 18			
	- 18	+ 5	- 23	+ 5					
	- 23	+ 5	- 18	+ 5					
	+ 23	- 18	+ 18	- 73					
	- 18	+ 5							
Total wins / period	3 / 50%	3 / 50%	3 / 60%	2 / 40%	1 / 50%	1 / 50%	7 / 54%	6 / 46%	

#### TOTAL

	USA		ITA		USA		ITA		Total wins all zones
	Def. zone	Att. zone	Neutral zone		Att. zone	Def. zone			
Total wins / game	6 / 67%	3 / 33%	7 / 64%	4 / 36%	10 / 77%	3 / 23%	23 / 70%	10 / 30%	



HEAD TO HEAD

		ITA									
No.	5	7	8	18	73	Tot	wins USA	Dz	Nz	Az	
USA	4	1 - 0				1	1 100%			1 100%	
	6		6 - 0		1 - 1	13	12 92%	2 100%	2 100%	8 89%	
	13	1 - 0				1	1 100%	1 100%			
	18	0 - 3	1 - 0	0 - 1		6	2 33%	0 0%	2 67%	0 0%	
	23	2 - 4		1 - 0	1 - 0	3 - 1	12	7 58%	3 75%	3 50%	1 50%
<b>Tot</b>	11	7	2	3	10	33	23 70%	6 67%	7 64%	10 77%	
<b>wins ITA</b>	7 64%	0 0%	1 50%	1 33%	1 10%	10 30%					
<b>Dz</b>	0 0%	0 0%	1 100%	1 50%	1 20%	3 23%					
<b>Nz</b>	4 100%	0 0%	0 0%		0 0%	4 36%					
<b>Az</b>	3 50%	0 0%		0 0%	0 0%	3 33%					

LEGEND

**Az** Attacking zone      **Dz** Defending zone      **Nz** Neutral zone      **Tot** Total face-offs played



## Line-Ups

Составы

## RUS - KOR

## Referee(s)

BERKEBILE Derek (USA)

## Linesmen

NYBERGET Espen (NOR) , WESLEY Leon (CZE)

## Goalkeepers

## Team: RUS

No	Name	Gen
1	IVANOV Mikhail	M
20	KAMANTCEV Vladimir	M

## Team Line-ups

## Team: RUS (red)

No	Pos	Name	Gen
2	D	LYSOV Aleksei	M
17	D	SELYUKIN Vadim +A	M
8	F	LISOV Dmitrii +C	M
22	F	TERENTYEV Nikolay	M
23	F	VOLKOV Ilia +A	M
5	D	VARLAKOV Vasilii	M
6	D	LITVINENKO Vladimir	M
9	F	SHIKHOV Konstantin	M
11	F	AMOSOV Alexey	M
21	F	PETROV Evgeny	M
19	D	KUZNETSOV Ivan	M
14	F	POPOV Ilia	M
16	F	DVINYANINOV Andrey	M

Head Coach: SAMOYLOV Sergey

## NOT DRESSED:

4	D	ANDRIYANOV Maxim	M
10	F	TUCHIN Ruslan	M

## Team: KOR

No	Name	Gen
31	YU Man-Gyun	M
74	CHUNG Young-Hoon	M

## Team: KOR (white)

No	Pos	Name	Gen
28	D	LEE Jong-Kyung +C	M
68	D	HAN Min-Su	M
90	D	PARK Woo-Chul	M
14	F	JUNG Seung-Hwan	M
27	F	CHO Byeong-Seok	M
4	D	SA Sung-Keun	M
10	D	CHO Young-Jae	M
20	D	JANG Dong-Shin +A	M
88	D	PARK Sang-Hyeon	M
55	F	JANG Jong-Ho +A	M
11	F	CHOI Bae-Suk	M
12	F	KIM Young-Sung	M
26	F	KIM Dea-Jung	M

Head Coach: KIM Ik-Hwan

## NOT DRESSED:

21	F	LEE Ju-Seung	M
39	F	LEE Young-Min	M

## LEGEND

<b>D</b>	Defence	<b>F</b>	Forward	<b>Gen</b>	Gender	<b>M</b>	Male
<b>No</b>	Jersey number	<b>Pos</b>	Position	<b>+A</b>	Assistant captain	<b>+C</b>	Captain



SAT 8 MAR 2014

Start Time 20:00 / End Time 22:17

Preliminary round - Group B, Game 4

Предварительный раунд - Группа B, Матч 4

## Game Summary

Общая игровая статистика

**RUS - KOR 2 - 3 (1 - 0, 1 - 1, 0 - 1, 0 - 0, 0 - 1)**

Spectators	Referee(s)	Linesmen
3815	BERKEBILE Derek (USA)	NYBERGET Espen (NOR) , WESLEY Leon (CZE)

### Team Statistics

Period	Score	SVS	SOG	PIM	TPP	PPG	SHG
1	1 : 0	2 : 6	7 : 2	0 : 2	02:00 : 00:00	0 : 0	0 : 0
2	1 : 1	3 : 6	7 : 4	4 : 0	00:00 : 02:08	0 : 1	0 : 0
3	0 : 1	1 : 4	4 : 2	2 : 4	04:00 : 01:45	0 : 1	0 : 0
OT	0 : 0	0 : 3	3 : 0	0 : 0	00:00 : 00:00	0 : 0	0 : 0
GWS	0 : 1	0 : 0	0 : 1	0 : 0	00:00 : 00:00	0 : 0	0 : 0
<b>Total</b>	<b>2 : 3</b>	<b>6 : 19</b>	<b>21 : 9</b>	<b>6 : 6</b>	<b>06:00 : 03:53</b>	<b>0 : 2</b>	<b>0 : 0</b>

### 1st Period

Action	Time	ET/Res	Team	Type	No	Name	(G)	Name of Assistant(s) / Action Description
GK	00:00		RUS		1	IVANOV M		- Goalkeeper in
GK	00:00		KOR		31	YU MG		- Goalkeeper in
Penalty	01:53	03:53	KOR	2 min.	90	PARK WC		- Roughing
<b>Goal</b>	<b>14:19</b>	<b>1 : 0</b>	<b>RUS</b>	<b>EQ</b>	<b>5</b>	<b>VARLAKOV V</b>	(1)	11 AMOSOV A On Ice RUS 1 2 5 9 11 21 21 PETROV E KOR 31 10 14 20 27 28

### 2nd Period

Action	Time	ET/Res	Team	Type	No	Name	(G)	Name of Assistant(s) / Action Description
Penalty	18:59	20:59	RUS	2 min.	11	AMOSOV A		- Holding an opponent
<b>Goal</b>	<b>29:03</b>	<b>2 : 0</b>	<b>RUS</b>	<b>EQ</b>	<b>21</b>	<b>PETROV E</b>	(1)	5 VARLAKOV V On Ice RUS 1 5 6 9 11 21 KOR 31 12 20 55 88 90
Penalty	29:16	29:24	RUS	2 min.	9	SHIKHOV K		- Boarding
<b>Goal</b>	<b>29:24</b>	<b>2 : 1</b>	<b>KOR</b>	<b>PP1</b>	<b>68</b>	<b>HAN MS</b>	(1)	14 JUNG SH On Ice RUS 1 2 5 17 23 90 PARK WC KOR 31 14 27 28 68 90 *

### 3rd Period

Action	Time	ET/Res	Team	Type	No	Name	(G)	Name of Assistant(s) / Action Description
Penalty	30:27	32:12	RUS	2 min.	2	LYSOV A		- Hooking
<b>Goal</b>	<b>32:12</b>	<b>2 : 2</b>	<b>KOR</b>	<b>PP1</b>	<b>27</b>	<b>CHO BS</b>	(1)	14 JUNG SH On Ice RUS 1 5 8 9 17 90 PARK WC KOR 31 14 27 28 68 90 *
Penalty	36:37	38:37	KOR	2 min.	88	PARK SH		- Teeing
Penalty	42:44	44:44	KOR	2 min.	90	PARK WC		- Hooking
Time-out	42:44		KOR					

### Overtime

Action	Time	ET/Res	Team	Type	No	Name	(G)	Name of Assistant(s) / Action Description
Time-out	49:26		RUS					
GK	50:00		RUS					1 IVANOV M - Goalkeeper out
GK	50:00		KOR					31 YU MG - Goalkeeper out

### Game Winning Shots

Action	Time	Result	Team	No	Name	(G)	Action Description
		0 : 1	KOR	10	CHO YJ		- Scored 1 IVANOV M (RUS) - on goal
		0 : 0	RUS	17	SELYUKIN V		- Missed (right) 31 YU MG (KOR) - on goal
		0 : 1	KOR	14	JUNG SH		- Scored 1 IVANOV M (RUS) - on goal
		1 : 0	RUS	8	LISOV D		- Scored 31 YU MG (KOR) - on goal
		0 : 0	KOR	28	LEE JK		- Saved by goalie 1 IVANOV M (RUS) - on goal
		1 : 0	RUS	21	PETROV E		- Scored 31 YU MG (KOR) - on goal
		0 : 0	RUS	8	LISOV D		- Saved by goalie 31 YU MG (KOR) - on goal
		0 : 1	KOR	68	HAN MS		- Scored 1 IVANOV M (RUS) - on goal
<b>GWG</b>	<b>50:00</b>	<b>2 : 3</b>	<b>KOR</b>	<b>68</b>	<b>HAN MS</b>	(2)	





SAT 8 MAR 2014  
Start Time 20:00 / End Time 22:17

Preliminary round - Group B, Game 4  
Предварительный раунд - Группа В, Матч 4

Goalkeeper Records

Team : RUS - Russian Federation

Team : KOR - Korea

No	Name	SOG	SVS	MIP
1	IVANOV Mikhail	9	6	50:00
20	KAMANTCEV Vladimir			

No	Name	SOG	SVS	MIP
31	YU Man-Gyun	21	19	50:00
74	CHUNG Young-Hoon			

Game Statistics

Team : RUS (red)

Head Coach : SAMOYLOV Sergey

No	Pos	Name	Gen	G	A	P	PIM	FO+	FO-	FO+/-	FO%	Shots on Goal					+/-	Time on Ice						
												1	2	3	OT	TS		1	2	3	OT	TOT	SHF	AVG
2	D	LYSOV Aleksei	M	0	0	0	2	0	0	0	0.00	1	1	1	1	4	+1	8:59	9:45	7:57	3:18	29:59	19	1:34
8	F	LISOV Dmitrii +C	M	0	0	0	0	1	3	-2	25.00	0	0	2	0	2	0	8:57	8:10	9:13	3:52	30:12	19	1:35
17	D	SELYUKIN Vadim +A	M	0	0	0	0	0	1	-1	0.00	1	0	0	0	1	0	8:31	9:34	10:26	3:18	31:49	18	1:46
22	F	TERENTYEV Nikolay	M	0	0	0	0	0	0	0	0.00	0	1	0	1	2	0	8:17	6:14	0:00	1:54	16:25	12	1:22
23	F	VOLKOV Ilia +A	M	0	0	0	10	10	0	0	50.00	1	2	0	0	3	0	9:09	8:24	7:56	1:11	26:40	17	1:34
5	D	VARLAKOV Vasilii	M	1	1	2	0	0	0	0	0.00	1	1	0	0	2	+2	6:45	5:32	6:16	1:41	20:14	16	1:15
6	D	LITVINENKO Vladimir	M	0	0	0	0	0	0	0	0.00	0	1	0	1	2	+1	5:41	5:12	5:15	1:41	17:49	15	1:11
9	F	SHIKHOV Konstantin	M	0	0	0	2	0	2	-2	0.00	2	0	0	0	2	+2	6:00	5:17	7:29	1:07	19:53	14	1:25
11	F	AMOSOV Alexey	M	0	1	1	2	9	9	0	50.00	1	0	0	0	1	+2	5:46	5:11	5:17	0:00	16:14	14	1:09
21	F	PETROV Evgeny	M	1	1	2	0	0	1	-1	0.00	0	1	1	0	2	+2	6:35	7:58	7:26	1:53	23:52	16	1:29
14	F	POPOV Ilia	M	0	0	0	0	0	0	0	0.00	0	0	0	0	0	0	0:00	0:00	0:00	0:00	0:00	0	0:00
16	F	DVINIANINOV Andrey	M	0	0	0	0	0	0	0	0.00	0	0	0	0	0	0	0:00	1:15	5:44	0:00	6:59	5	1:23
19	D	KUZNETSOV Ivan	M	0	0	0	0	0	0	0	0.00	0	0	0	0	0	0	0:00	0:00	0:00	0:00	0:00	0	0:00
1	GK	IVANOV Mikhail	M	0	0	0	0					0	0	0	0	0								
20	GK	KAMANTCEV Vladimir	M	0	0	0	0					0	0	0	0	0								
<b>Total</b>				<b>2</b>	<b>3</b>	<b>5</b>	<b>6</b>	<b>20</b>	<b>26</b>	<b>-6</b>	<b>43.48</b>	<b>7</b>	<b>7</b>	<b>4</b>	<b>3</b>	<b>21</b>								

Team : KOR (white)

Head Coach : KIM Ik-Hwan

No	Pos	Name	Gen	G	A	P	PIM	FO+	FO-	FO+/-	FO%	Shots on Goal					+/-	Time on Ice						
												1	2	3	OT	TS		1	2	3	OT	TOT	SHF	AVG
14	F	JUNG Seung-Hwan	M	0	2	2	0	0	0	0	0.00	1	1	0	0	2	-1	9:34	8:47	9:56	2:38	30:55	22	1:24
27	F	CHO Byeong-Seok	M	1	0	1	0	0	0	0	0.00	0	1	1	0	2	-1	6:20	7:54	5:45	0:00	19:59	15	1:19
28	D	LEE Jong-Kyung +C	M	0	0	0	14	11	3	56.00	0	1	0	0	1	-1	10:01	8:30	9:16	2:10	29:57	22	1:21	
68	D	HAN Min-Su	M	2	0	2	0	0	0	0	0.00	0	1	0	1	2	0	8:37	6:21	8:56	3:10	27:04	22	1:13
90	D	PARK Woo-Chul	M	0	2	2	4	0	0	0	0.00	0	0	0	0	0	-1	7:48	8:32	7:26	3:45	27:31	22	1:15
4	D	SA Sung-Keun	M	0	0	0	0	0	0	0	0.00	0	0	0	0	0	0	2:46	0:00	0:00	0:00	2:46	4	0:41
10	D	CHO Young-Jae	M	0	0	0	0	0	0	0	0.00	1	0	0	0	1	-1	6:58	7:33	6:04	1:50	22:25	20	1:07
20	D	JANG Dong-Shin +A	M	0	0	0	0	0	0	0	0.00	0	0	0	0	0	-2	6:09	7:35	7:55	1:12	22:51	19	1:12
55	F	JANG Jong-Ho +A	M	0	0	0	0	5	2	3	71.43	0	0	0	0	0	-1	3:17	5:03	3:28	0:00	11:48	14	0:50
88	D	PARK Sang-Hyeon	M	0	0	0	2	7	6	1	53.85	0	0	1	0	1	-1	7:25	6:29	6:45	2:49	23:28	20	1:10
11	F	CHOI Bae-Suk	M	0	0	0	0	0	1	-1	0.00	0	0	0	0	0	0	0:00	0:00	0:00	0:00	0:00	0	0:00
12	F	KIM Young-Sung	M	0	0	0	0	0	0	0	0.00	0	0	0	0	0	-1	1:32	1:51	1:55	0:00	5:18	4	1:19
26	F	KIM Dea-Jung	M	0	0	0	0	0	0	0	0.00	0	0	0	0	0	0	2:40	6:27	3:44	2:21	15:12	15	1:00
31	GK	YU Man-Gyun	M	0	0	0	0					0	0	0	0	0								
74	GK	CHUNG Young-Hoon	M	0	0	0	0					0	0	0	0	0								
<b>Total</b>				<b>3</b>	<b>4</b>	<b>7</b>	<b>6</b>	<b>26</b>	<b>20</b>	<b>6</b>	<b>56.52</b>	<b>2</b>	<b>4</b>	<b>2</b>	<b>1</b>	<b>9</b>								

Group B

R	Team	GP	W	OTW	OTL	L	GDF	GF : GA	PTS
1	USA	1	1	0	0	0	+4	5 : 1	3
2	KOR	1	0	1	0	0	+1	3 : 2	2
3	RUS	1	0	0	1	0	-1	2 : 3	1
4	ITA	1	0	0	0	1	-4	1 : 5	0

	ITA	KOR	RUS	USA
ITA	*****	TUE 11 MAR 09:30	SUN 09 MAR 20:00	1:5
KOR	TUE 11 MAR 09:30	*****	3:2	SUN 09 MAR 16:30
RUS	SUN 09 MAR 20:00	2:3	*****	TUE 11 MAR 16:30
USA	5:1	SUN 09 MAR 16:30	TUE 11 MAR 16:30	*****



**LEGEND**

<b>(G)</b> Goals in tournament	<b>*</b> does not count for Plus/minus	<b>+/-</b> Plus/minus net	<b>+A</b> Assistant captain
<b>+C</b> Captain	<b>A</b> Assists	<b>AVG</b> Average time on ice / shift	<b>D</b> Defence
<b>EQ</b> Equal strength	<b>ET/Res</b> Penalty end time/Result of game	<b>F</b> Forward	<b>FO-</b> Face-offs lost
<b>FO%</b> Face-offs won as percentage	<b>FO+</b> Face-offs won	<b>FO+/-</b> Face-offs net	<b>G</b> Goals
<b>GA</b> Goals against	<b>GDF</b> Goal difference	<b>Gen</b> Gender	<b>GF</b> Goals for
<b>GK</b> Goalkeeper	<b>GP</b> Games played	<b>GWG</b> Game winning goal	<b>GWS</b> Game winning shots
<b>L</b> Losses	<b>M</b> Male	<b>MIP</b> Minutes in play (GK)	<b>No</b> Jersey number
<b>OT</b> Overtime	<b>OTL</b> Overtime losses	<b>OTW</b> Overtime wins	<b>P</b> Points
<b>PIM</b> Penalties in minutes	<b>Pos</b> Position	<b>PP1</b> Power play - 1 player	<b>PPG</b> Power play goals
<b>PTS</b> Points	<b>R</b> Rank	<b>SHF</b> Number of shifts	<b>SHG</b> Shorthanded goals
<b>SOG</b> Shots on goal	<b>SVS</b> Saves	<b>TOT</b> Total	<b>TPP</b> Time on power play
<b>TS</b> Total shots	<b>W</b> Wins		



Shot Chart

Таблица бросков

RUS - KOR

Shots by KOR

Goals (o): 0

SSG (+): 2

SSP (<): 0

SPG (-): 1



GK 1 of RUS

Shots by RUS

Goals (o): 1

SSG (+): 6

SSP (<): 0

SPG (-): 0



GK 31 of KOR

Shots by KOR

Goals (o): 1

SSG (+): 1

SSP (<): 0

SPG (-): 0



GK 1 of RUS

Shots by RUS

Goals (o): 1

SSG (+): 9

SSP (>): 0

SPG (-): 6



GK 31 of KOR

Shots by KOR

Goals (o): 1

SSG (+): 3

SSP (>): 0

SPG (-): 2



GK 1 of RUS

Shots by RUS

Goals (o): 0

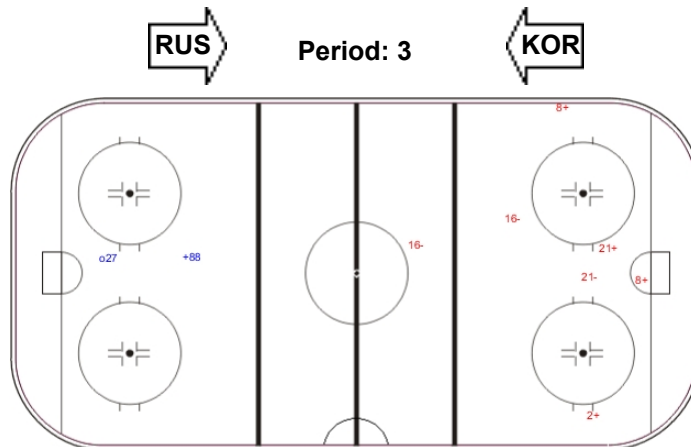
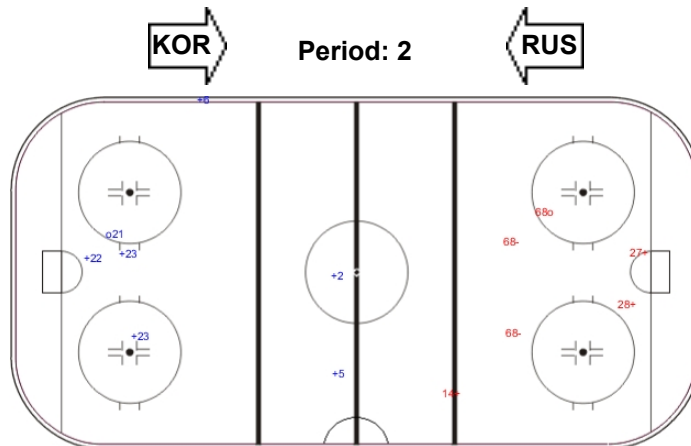
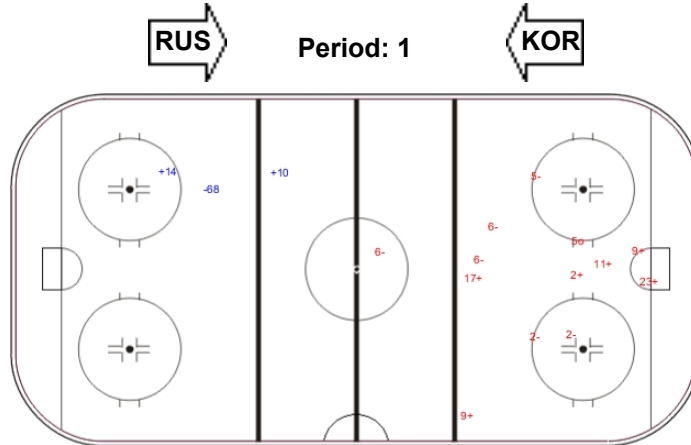
SSG (+): 4

SSP (>): 0

SPG (-): 3



GK 31 of KOR





SAT 8 MAR 2014

Start Time 20:00

Shots by KOR

Goals (o): 0

SSG (+): 0

SSP (<): 0

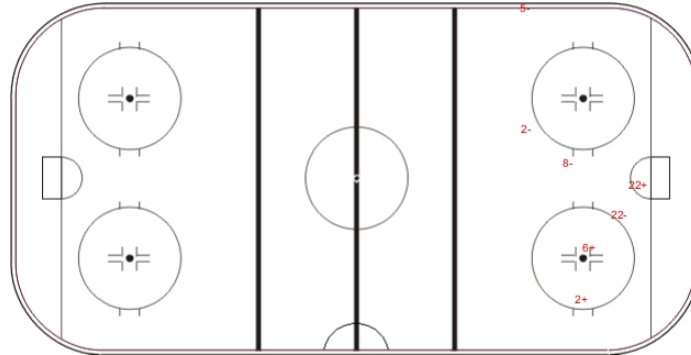
SPG (-): 0



GK 1 of RUS



Overtime



Shots by RUS

Goals (o): 0

SSG (+): 3

SSP (>): 0

SPG (-): 4



GK 31 of KOR

LEGEND

**GK** Goalkeeper

**SPG** Shots past goal

**SSG** Shots saved by goalkeeper

**SSP** Shots saved by player



## Face-off Chart

Таблица вбрасываний

### RUS - KOR

#### PERIOD 1

	RUS		KOR		RUS		KOR		Total wins all zones				
	Def. zone	Att. zone	Neutral zone	Neutral zone	Att. zone	Def. zone	Def. zone	Att. zone					
	- 23	+ 55	- 23	+ 28	+ 23	- 88			<table border="1"> <tr> <th>RUS</th> <th>KOR</th> </tr> <tr> <td>6 / 40%</td> <td>9 / 60%</td> </tr> </table>	RUS	KOR	6 / 40%	9 / 60%
RUS	KOR												
6 / 40%	9 / 60%												
	- 23	+ 28	+ 23	- 88	- 23	+ 88							
	- 11	+ 88	+ 23	- 28	+ 11	- 28							
	- 23	+ 55			+ 23	- 28							
	- 11	+ 28			- 11	+ 28							
Total wins / period	0 / 0%	5 / 100%	2 / 67%	1 / 33%	4 / 57%	3 / 43%							

#### PERIOD 2

	RUS		KOR		RUS		KOR		Total wins all zones				
	Def. zone	Att. zone	Neutral zone	Neutral zone	Att. zone	Def. zone	Def. zone	Att. zone					
	+ 11	- 55	- 23	+ 28	- 23	+ 28			<table border="1"> <tr> <th>RUS</th> <th>KOR</th> </tr> <tr> <td>10 / 63%</td> <td>6 / 37%</td> </tr> </table>	RUS	KOR	10 / 63%	6 / 37%
RUS	KOR												
10 / 63%	6 / 37%												
	- 11	+ 55	+ 11	- 88	+ 11	- 88							
	- 8	+ 55	+ 11	- 88	+ 23	- 28							
	+ 23	- 55	+ 11	- 28	+ 23	- 28							
	+ 11	- 11	+ 23	- 28									
Total wins / period	3 / 43%	4 / 57%	4 / 80%	1 / 20%	3 / 75%	1 / 25%							

#### PERIOD 3

	RUS		KOR		RUS		KOR		Total wins all zones				
	Def. zone	Att. zone	Neutral zone	Neutral zone	Att. zone	Def. zone	Def. zone	Att. zone					
	- 9	+ 28	- 23	+ 28	- 11	+ 88			<table border="1"> <tr> <th>RUS</th> <th>KOR</th> </tr> <tr> <td>3 / 33%</td> <td>6 / 67%</td> </tr> </table>	RUS	KOR	3 / 33%	6 / 67%
RUS	KOR												
3 / 33%	6 / 67%												
	+ 11	- 28	- 11	+ 88	+ 23	- 28							
					- 11	+ 28							
					- 11	+ 28							
					+ 23	- 28							
Total wins / period	1 / 50%	1 / 50%	0 / 0%	2 / 100%	2 / 40%	3 / 60%							

#### OVERTIME

	RUS		KOR		RUS		KOR		Total wins all zones				
	Def. zone	Att. zone	Neutral zone	Neutral zone	Att. zone	Def. zone	Def. zone	Att. zone					
	+ 8	- 28	- 23	+ 28	- 9	+ 88			<table border="1"> <tr> <th>RUS</th> <th>KOR</th> </tr> <tr> <td>1 / 17%</td> <td>5 / 83%</td> </tr> </table>	RUS	KOR	1 / 17%	5 / 83%
RUS	KOR												
1 / 17%	5 / 83%												
					- 8	+ 28							
					- 8	+ 88							
					- 21	+ 88							
Total wins / period	1 / 100%	0 / 0%	0 / 0%	1 / 100%	0 / 0%	4 / 100%							



**TOTAL**

	RUS		KOR		RUS		KOR		Total wins all zones	
	Def. zone	Att. zone	Neutral zone	Neutral zone	Att. zone	Def. zone	Att. zone	Def. zone	RUS	KOR
Total wins / game	5 / 33%	10 / 67%	6 / 55%	5 / 45%	9 / 45%	11 / 55%	20 / 43%	26 / 57%		



HEAD TO HEAD

		KOR								
No.	11	28	55	88	Tot	wins RUS	Dz	Nz	Az	
RUS	8		1 - 1	0 - 1	4	1 25%	1 50%		0 0%	
	9		0 - 1		2	0 0%	0 0%		0 0%	
	11	1 - 0	3 - 5	1 - 1	18	9 50%	3 50%	3 75%	3 38%	
	17		0 - 1		1	0 0%	0 0%			
	21				1	0 0%			0 0%	
	23		7 - 6	1 - 3	20	10 50%	1 20%	3 43%	6 75%	
<b>Tot</b>	1	25	7	13	46	20 43%	5 33%	6 55%	9 45%	
<b>wins KOR</b>	0 0%	14 56%	5 71%	7 54%	26 57%					
<b>Dz</b>		6 50%		5 63%	11 55%					
<b>Nz</b>		4 57%		1 25%	5 45%					
<b>Az</b>	0 0%	4 67%	5 71%	1 100%	10 67%					

LEGEND

**Az** Attacking zone      **Dz** Defending zone      **Nz** Neutral zone      **Tot** Total face-offs played



## Line-Ups

Составы

### CZE - SWE

#### Referee(s)

SAMOYLOV Igor (RUS)

#### Goalkeepers

Team: CZE

No	Name	Gen
6	VAPENKA Michal	M
64	HULIN Libor	M

#### Team Line-ups

Team: CZE (red)

No	Pos	Name	Gen
7	D	MOTYCKA David	M
10	D	BERGER Jiri	M
24	F	SAFRANEK Zdenek +C	M
74	F	GEIER Michal	M
82	F	HABL Zdenek +A	M
21	D	KVOCH Tomas	M
29	D	KUBES Pavel +A	M
30	F	FOJTIK Erik	M
75	F	RAUL Jiri	M
96	F	KRUPICKA Zdenek	M
77	F	PALAT David	M

Head Coach: BRIZA Jiri

#### NOT DRESSED:

65	D	HRBEK Miroslav	M
----	---	----------------	---

#### Linesmen

CLARK Matthew (CAN) , KLOCHKOV Dmitriy (RUS)

Team: SWE

No	Name	Gen
5	NILSSON Ulf	M
14	JONSSON Kenth	M

Team: SWE (yellow)

No	Pos	Name	Gen
3	D	INGVARSSON Niklas +A	M
11	D	LUNDGREN Rasmus	M
21	D	HOLM Marcus +A	M
8	F	KASPERI Per	M
20	F	RAKOS Niklas	M
15	D	HEDBERG Christian	M
4	F	OLSSON Stefan	M
18	F	OJALA Peter +C	M
19	F	FROM Gunnar	M

Head Coach: LUNDGREN Jorgen

#### NOT DRESSED:

2	F	SILVSTRAND OLSSON Axel Filip	M
6	F	ANDERSON Aron	M
7	D	WISTRAND Anders	M

#### LEGEND

<b>D</b>	Defence	<b>F</b>	Forward	<b>Gen</b>	Gender	<b>M</b>	Male
<b>No</b>	Jersey number	<b>Pos</b>	Position	<b>+A</b>	Assistant captain	<b>+C</b>	Captain





SUN 9 MAR 2014

Start Time 09:30 / End Time 11:47

Preliminary round - Group A, Game 5

Предварительный раунд - Группа А, Матч 5

## Game Summary

Общая игровая статистика

**CZE - SWE 2 - 1 (0 - 0, 0 - 0, 1 - 1, 0 - 0, 1 - 0)**

Spectators	Referee(s)	Linesmen
2285	SAMOYLOV Igor (RUS)	CLARK Matthew (CAN) , KLOCHKOV Dmitriy (RUS)

### Team Statistics

Period	Score	SVS	SOG	PIM	TPP	PPG	SHG
1	0 : 0	4 : 5	5 : 4	2 : 2	01:02 : 01:02	0 : 0	0 : 0
2	0 : 0	3 : 8	8 : 3	2 : 2	02:00 : 02:00	0 : 0	0 : 0
3	1 : 1	1 : 5	6 : 2	0 : 0	00:00 : 00:00	0 : 0	0 : 0
OT	0 : 0	0 : 2	2 : 0	0 : 0	00:00 : 00:00	0 : 0	0 : 0
GWS	1 : 0	0 : 0	1 : 0	0 : 0	00:00 : 00:00	0 : 0	0 : 0
<b>Total</b>	<b>2 : 1</b>	<b>8 : 20</b>	<b>22 : 9</b>	<b>4 : 4</b>	<b>03:02 : 03:02</b>	<b>0 : 0</b>	<b>0 : 0</b>

### 1st Period

Action	Time	ET/Res	Team	Type	No	Name	(G) Name of Assistant(s) / Action Description
GK	00:00		CZE		6	VAPENKA M	- Goalkeeper in
GK	00:00		SWE		5	NILSSON U	- Goalkeeper in
Penalty	03:10	05:10	SWE	2 min.	11	LUNDGREN R	- Holding an opponent
Penalty	04:12	06:12	CZE	2 min.	75	RAUL J	- Hooking

### 2nd Period

Action	Time	ET/Res	Team	Type	No	Name	(G) Name of Assistant(s) / Action Description
Penalty	19:31	21:31	SWE	2 min.	21	HOLM M	- Holding an opponent
Penalty	24:53	26:53	CZE	2 min.	-	-	- Too Many Players on the Ice / Served by: 7 MOTYCKA D

### 3rd Period

Action	Time	ET/Res	Team	Type	No	Name	(G) Name of Assistant(s) / Action Description
<b>Goal</b>	<b>36:12</b>	<b>1 : 0</b>	<b>CZE</b>	<b>EQ</b>	<b>77</b>	<b>PALAT D</b>	(1) On Ice CZE 6 21 29 30 77 96 SWE 5 3 8 11 20 21
<b>Goal</b>	<b>40:39</b>	<b>1 : 1</b>	<b>SWE</b>	<b>EQ</b>	<b>21</b>	<b>HOLM M</b>	(1) 8 KASPERI P On Ice CZE 6 7 10 24 74 82 SWE 5 3 8 11 18 21
Time-out	43:26		SWE				

### Overtime

No game actions in this period

Action	Time	ET/Res	Team	Type	No	Name	(G) Name of Assistant(s) / Action Description
GK	50:00		CZE				6 VAPENKA M - Goalkeeper out
GK	50:00		SWE				5 NILSSON U - Goalkeeper out

### Game Winning Shots

Action	Time	Result	Team	No	Name	(G) Action Description
		0 : 0	CZE	77	PALAT D	- Saved by goalie 5 NILSSON U (SWE) - on goal
		0 : 0	SWE	11	LUNDGREN R	- Missed (right) 6 VAPENKA M (CZE) - on goal
		0 : 0	CZE	74	GEIER M	- Saved by goalie 5 NILSSON U (SWE) - on goal
		0 : 0	SWE	8	KASPERI P	- Saved by goalie 6 VAPENKA M (CZE) - on goal
		1 : 0	CZE	96	KRUPICKA Z	- Scored 5 NILSSON U (SWE) - on goal
		0 : 0	SWE	3	INGVARSSON N	- Missed (height) 6 VAPENKA M (CZE) - on goal
GWG	50:00	1 : 0	CZE	96	KRUPICKA Z	(1)

### Goalkeeper Records

Team : CZE - Czech Republic

No	Name	SOG	SVS	MIP
6	VAPENKA Michal	9	8	50:00
64	HULIN Libor			

Team : SWE - Sweden

No	Name	SOG	SVS	MIP
5	NILSSON Ulf	22	20	50:00
14	JONSSON Kenth			



SUN 9 MAR 2014

Start Time 09:30 / End Time 11:47

Preliminary round - Group A, Game 5

Предварительный раунд - Группа А, Матч 5

Game Statistics

Team : CZE (red)

Head Coach : BRIZA Jiri

No	Pos	Name	Gen	G	A	P	PIM	FO+	FO-	FO+/-	Shots on Goal				TS	+/-	Time on Ice				TOT	SHF	AVG	
											FO%	1	2	3			OT	1	2	3				OT
7	D	MOTYCKA David	M	0	0	0	0	0	0	0	0.00	0	1	0	0	1	-1	6:25	8:36	9:14	3:00	27:15	24	1:08
10	D	BERGER Jiri	M	0	0	0	0	0	0	0	0.00	2	1	0	1	4	-1	6:22	9:43	10:34	3:06	29:45	23	1:17
24	F	SAFRANEK Zdenek +C	M	0	0	0	0	1	2	-1	33.33	0	2	2	0	4	-1	8:41	8:58	9:47	0:34	28:00	22	1:16
74	F	GEIER Michal	M	0	0	0	0	0	0	0	0.00	0	1	0	1	2	-1	10:01	8:54	8:46	2:51	30:32	24	1:16
82	F	HABL Zdenek +A	M	0	0	0	0	16	19	-3	45.71	2	0	0	0	2	-1	9:13	10:00	8:49	3:44	31:46	24	1:19
21	D	KVOCH Tomas	M	0	0	0	0	0	0	0	0.00	0	0	0	0	0	+1	8:33	5:19	4:17	1:13	19:22	20	0:58
29	D	KUBES Pavel +A	M	0	0	0	0	0	0	0	0.00	1	0	0	0	1	+1	8:33	4:12	5:48	2:39	21:12	22	0:57
30	F	FOJTIK Erik	M	0	0	0	0	12	11	1	52.17	0	1	0	0	1	+1	5:43	6:16	6:09	1:13	19:21	24	0:48
75	F	RAUL Jiri	M	0	0	0	2	0	0	0	0.00	0	0	0	0	0	0	5:13	0:00	0:00	0:00	5:13	7	0:44
96	F	KRUPICKA Zdenek	M	1	0	1	0	0	0	0	0.00	0	2	2	1	5	+1	4:01	4:19	6:10	0:57	15:27	20	0:46
77	F	PALAT David	M	1	0	1	0	0	0	0	0.00	0	0	2	0	2	+1	0:00	6:46	5:07	0:35	12:28	17	0:44
6	GK	VAPENKA Michal	M	0	0	0	0					0	0	0	0									
64	GK	HULIN Libor	M	0	0	0	0					0	0	0	0									
<b>Total</b>				<b>2</b>	<b>0</b>	<b>2</b>	<b>2</b>	<b>29</b>	<b>32</b>	<b>-3</b>	<b>47.54</b>	<b>5</b>	<b>8</b>	<b>6</b>	<b>3</b>	<b>22</b>								

Team : SWE (yellow)

Head Coach : LUNDGREN Jorgen

No	Pos	Name	Gen	G	A	P	PIM	FO+	FO-	FO+/-	Shots on Goal				TS	+/-	Time on Ice				TOT	SHF	AVG	
											FO%	1	2	3			OT	1	2	3				OT
3	D	INGVARSSON Niklas +A	M	0	0	0	0	15	15	0	50.00	1	1	0	0	2	0	15:00	14:03	15:00	5:00	49:03	5	9:48
8	F	KASPERI Per	M	0	1	1	0	2	3	-1	40.00	2	1	0	0	3	0	15:00	15:00	15:00	5:00	50:00	4	12:30
11	D	LUNDGREN Rasmus	M	0	0	0	2	4	3	1	57.14	1	1	0	0	2	0	12:59	15:00	15:00	5:00	47:59	5	9:35
20	F	RAKOS Niklas	M	0	0	0	0	0	0	0	0.00	0	0	0	0	0	-1	11:27	8:41	11:41	0:00	31:49	11	2:53
21	D	HOLM Marcus +A	M	1	0	1	2	11	8	3	57.89	0	0	2	0	2	0	15:00	12:58	15:00	5:00	47:58	5	9:35
4	F	OLSSON Stefan	M	0	0	0	0	0	0	0	0.00	0	0	0	0	0	0	0:00	0:00	0:00	0:00	0:00	0	0:00
15	D	HEDBERG Christian	M	0	0	0	0	0	0	0	0.00	0	0	0	0	0	0	0:00	0:55	0:00	0:00	0:55	1	0:55
18	F	OJALA Peter +C	M	0	0	0	0	0	0	0	0.00	0	0	0	0	0	+1	3:33	6:18	3:17	0:00	13:08	8	1:38
19	F	FROM Gunnar	M	0	0	0	0	0	0	0	0.00	0	0	0	0	0	0	0:00	0:00	0:00	0:00	0:00	0	0:00
5	GK	NILSSON Ulf	M	0	0	0	0					0	0	0	0									
14	GK	JONSSON Kenth	M	0	0	0	0					0	0	0	0									
<b>Total</b>				<b>1</b>	<b>1</b>	<b>2</b>	<b>4</b>	<b>32</b>	<b>29</b>	<b>3</b>	<b>52.46</b>	<b>4</b>	<b>3</b>	<b>2</b>	<b>0</b>	<b>9</b>								

Group A

R	Team	GP	W	OTW	OTL	L	GDF	GF : GA	PTS
1	CAN	1	1	0	0	0	+9	10 : 1	3
2	CZE	2	0	1	1	0	0	3 : 3	3
3	NOR	1	0	1	0	0	+1	2 : 1	2
4	SWE	2	0	0	1	1	-10	2 : 12	1

	CAN	CZE	NOR	SWE
CAN	*****	TUE 11 MAR 20:00	SUN 09 MAR 13:00	10:1
CZE	TUE 11 MAR 20:00	*****	1:2	2:1
NOR	SUN 09 MAR 13:00	2:1	*****	TUE 11 MAR 13:00
SWE	1:10	1:2	TUE 11 MAR 13:00	*****

LEGEND

<b>(G)</b> Goals in tournament	<b>+/-</b> Plus/minus net	<b>+A</b> Assistant captain	<b>+C</b> Captain
<b>A</b> Assists	<b>AVG</b> Average time on ice / shift	<b>D</b> Defence	<b>EQ</b> Equal strength
<b>ET/Res</b> Penalty end time/Result of game	<b>F</b> Forward	<b>FO-</b> Face-offs lost	<b>FO%</b> Face-offs won as percentage
<b>FO+</b> Face-offs won	<b>FO+/-</b> Face-offs net	<b>G</b> Goals	<b>GA</b> Goals against
<b>GDF</b> Goal difference	<b>Gen</b> Gender	<b>GF</b> Goals for	<b>GK</b> Goalkeeper
<b>GP</b> Games played	<b>GWG</b> Game winning goal	<b>GWS</b> Game winning shots	<b>L</b> Losses
<b>M</b> Male	<b>MIP</b> Minutes in play (GK)	<b>No</b> Jersey number	<b>OT</b> Overtime
<b>OTL</b> Overtime losses	<b>OTW</b> Overtime wins	<b>P</b> Points	<b>PIM</b> Penalties in minutes
<b>Pos</b> Position	<b>PPG</b> Power play goals	<b>PTS</b> Points	<b>R</b> Rank
<b>SHF</b> Number of shifts	<b>SHG</b> Shorthanded goals	<b>SOG</b> Shots on goal	<b>SVS</b> Saves
<b>TOT</b> Total	<b>TPP</b> Time on power play	<b>TS</b> Total shots	<b>W</b> Wins



SUN 9 MAR 2014

Start Time 09:30

## Shot Chart

Таблица бросков

### CZE - SWE

Shots by SWE

Goals (o): 0    SSG (+): 4  
SSP (<): 0    SPG (-): 2



GK 6 of CZE

Shots by CZE

Goals (o): 0    SSG (+): 8  
SSP (<): 0    SPG (-): 2



GK 5 of SWE

Shots by SWE

Goals (o): 1    SSG (+): 1  
SSP (<): 0    SPG (-): 3



GK 6 of CZE

Shots by CZE

Goals (o): 0    SSG (+): 5  
SSP (>): 0    SPG (-): 3



GK 5 of SWE

Shots by SWE

Goals (o): 0    SSG (+): 3  
SSP (>): 0    SPG (-): 0



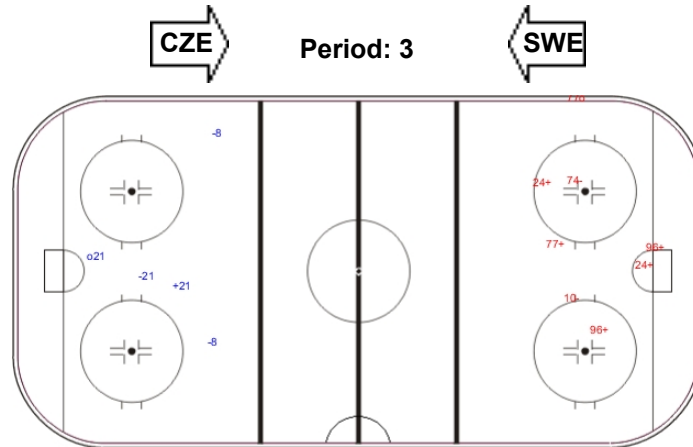
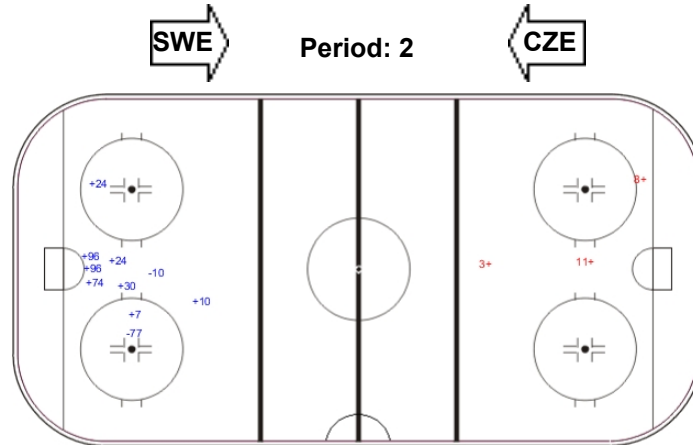
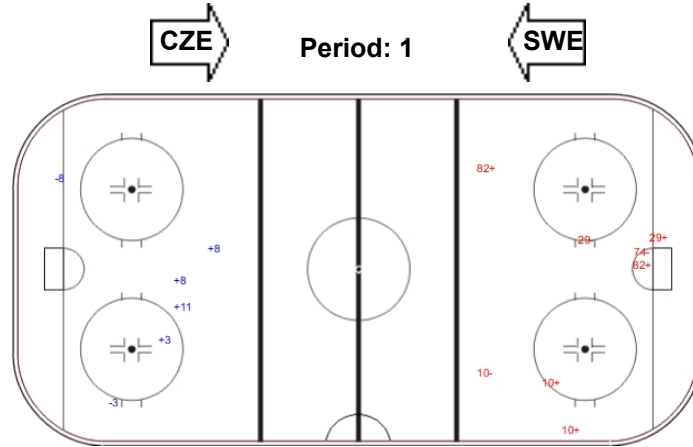
GK 6 of CZE

Shots by CZE

Goals (o): 1    SSG (+): 5  
SSP (>): 0    SPG (-): 2



GK 5 of SWE





SUN 9 MAR 2014

Start Time 09:30

Shots by SWE

Goals (o): 0

SSG (+): 0

SSP (<): 0

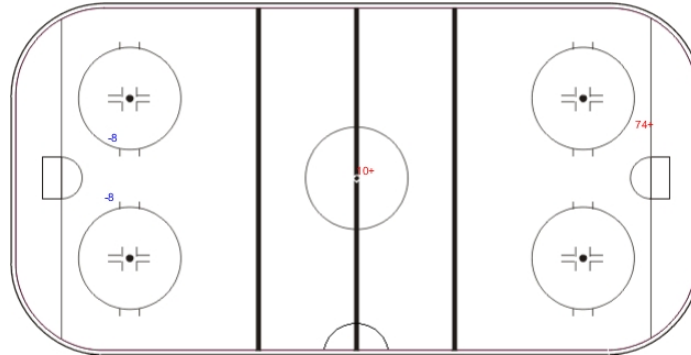
SPG (-): 2



GK 6 of CZE



Overtime



Shots by CZE

Goals (o): 0

SSG (+): 2

SSP (>): 0

SPG (-): 0



GK 5 of SWE

LEGEND

**GK** Goalkeeper

**SPG** Shots past goal

**SSG** Shots saved by goalkeeper

**SSP** Shots saved by player



## Face-off Chart

Таблица вбрасываний

### CZE - SWE

#### PERIOD 1

	CZE		SWE		CZE		SWE		CZE		SWE	
	Def. zone	Att. zone	Neutral zone	Neutral zone	Att. zone	Def. zone	Att. zone	Def. zone	Att. zone	Def. zone	Total wins	Total wins
	- 82	+ 21	- 82	+ 21	+ 30	- 8						
	- 82	+ 8	+ 82	- 21	+ 30	- 3						
	+ 24	- 8	- 30	+ 21	- 30	+ 3						
	+ 82	- 3	+ 82	- 8	+ 82	- 11						
	- 82	+ 21			- 30	+ 11						
	+ 82	- 21										
	- 30	+ 21										
	- 82	+ 3										
	- 82	+ 8										
Total wins / period	3 / 33%	6 / 67%	2 / 50%	2 / 50%	3 / 60%	2 / 40%			8 / 44%	10 / 56%		

#### PERIOD 2

	CZE		SWE		CZE		SWE		CZE		SWE	
	Def. zone	Att. zone	Neutral zone	Neutral zone	Att. zone	Def. zone	Att. zone	Def. zone	Att. zone	Def. zone	Total wins	Total wins
	- 24	+ 21	- 82	+ 21	+ 30	- 3						
	- 82	+ 3	+ 30	- 21	+ 30	- 11						
	- 82	+ 3			- 30	+ 11						
	+ 82	- 3			+ 82	- 3						
	- 24	+ 3			+ 30	- 3						
	+ 30	- 21			+ 30	- 11						
					- 30	+ 3						
					- 82	+ 3						
					+ 30	- 3						
Total wins / period	2 / 33%	4 / 67%	1 / 50%	1 / 50%	6 / 67%	3 / 33%			9 / 53%	8 / 47%		

#### PERIOD 3

	CZE		SWE		CZE		SWE		CZE		SWE	
	Def. zone	Att. zone	Neutral zone	Neutral zone	Att. zone	Def. zone	Att. zone	Def. zone	Att. zone	Def. zone	Total wins	Total wins
	- 82	+ 3	+ 82	- 21	- 30	+ 3						
	- 82	+ 3	+ 82	- 21	- 82	+ 3						
	- 82	+ 3	- 30	+ 21	+ 30	- 3						
			- 30	+ 21	+ 82	- 3						
			- 30	+ 21	+ 82	- 3						
					+ 82	- 3						
					+ 82	- 3						
					+ 82	- 3						
Total wins / period	0 / 0%	3 / 100%	2 / 40%	3 / 60%	6 / 75%	2 / 25%			8 / 50%	8 / 50%		

#### OVERTIME



SUN 9 MAR 2014

Start Time 09:30

**Preliminary round - Group A, Game 5**

Предварительный раунд - Группа А, Матч 5

	CZE		SWE		CZE		SWE		CZE		SWE		Total wins all zones
	Def. zone	Att. zone	Neutral zone		Att. zone	Def. zone	Att. zone	Def. zone	Att. zone	Def. zone			
	+ 30	- 3	+ 82	- 21	- 82	+ 11							
	- 82	+ 3	+ 30	- 21	- 82	+ 11							
	+ 82	- 3	- 30	+ 21									
	- 82	+ 3											
	- 82	+ 3											
Total wins / period	2 / 40%	3 / 60%	2 / 67%	1 / 33%	0 / 0%	2 / 100%			4 / 40%	6 / 60%			

**TOTAL**

	CZE		SWE		CZE		SWE		CZE		SWE		Total wins all zones
	Def. zone	Att. zone	Neutral zone		Att. zone	Def. zone	Att. zone	Def. zone	Att. zone	Def. zone			
Total wins / game	7 / 30%	16 / 70%	7 / 50%	7 / 50%	15 / 63%	9 / 37%			29 / 48%	32 / 52%			



HEAD TO HEAD

		SWE								
No.		3	8	11	21	Tot	wins CZE	Dz	Nz	Az
CZE	24	0 - 1	1 - 0		0 - 1	3	1 33%	1 33%		
	30	6 - 3	1 - 0	2 - 2	3 - 6	23	12 52%	2 67%	2 29%	8 62%
	82	9 - 11	1 - 2	1 - 2	5 - 4	35	16 46%	4 24%	5 71%	7 64%
	Tot	30	5	7	19	61	29 48%	7 30%	7 50%	15 63%
	wins SWE	15 50%	2 40%	4 57%	11 58%	32 52%				
	Dz	5 31%	0 0%	4 57%		9 37%				
Nz		0 0%		7 54%	7 50%					
Az	10 71%	2 67%		4 67%	16 70%					

LEGEND

Az Attacking zone Dz Defending zone Nz Neutral zone Tot Total face-offs played



## Line-Ups

Составы

## CAN - NOR

## Referee(s)

BERKEBILE Derek (USA)

## Goalkeepers

Team: CAN

No	Name	Gen
30	WATSON Corbin	M
22	ST-AMAND Benoit	M

## Team Line-ups

Team: CAN (black)

No	Pos	Name	Gen
11	D	DIXON Adam +A	M
14	D	ARSENAULT Steve	M
12	F	WESTLAKE Greg +C	M
18	F	BRIDGES Billy	M
27	F	BOWDEN Brad +A	M
4	D	WHITSON Derek	M
29	D	MURRAY Graeme	M
5	F	REMPEL Kevin	M
7	F	DORION Marc	M
26	F	LAROCQUE Dominic	M
8	F	McGREGOR Tyler	M
9	F	GALE Anthony	M
10	F	DELANEY Ben	M

Head Coach: MONDIN Mike

## NOT DRESSED:

20	F	LUDWIG Karl	M
25	D	GEMMELL James	M

## Linesmen

CHAE Young-Jin (KOR) , FRERICHS Brian (USA)

Team: NOR

No	Name	Gen
2	BUEN Kristian	M
18	HAMAR Kjell Christian	M

Team: NOR (white)

No	Pos	Name	Gen
16	D	NORDSTOGA Knut Andre	M
9	F	VAERNES Morten +A	M
10	F	RIVERA Tor Joakim	M
12	F	BOGLE Magnus	M
20	F	HAMRE Martin	M
3	D	PEDERSEN Rolf Einar	M
7	D	HAGEN Eskil	M
23	D	KLAKEGG Jan Roger +C	M
17	F	SOLBERG Loyd-Remi Pallander +A	M
22	F	BAKKE Audun	M
6	F	KIRSTISTUEN Emil	M
15	F	SORHEIM Emil	M
21	F	AUSTEVOLL Ole Bjarte	M

Head Coach: HAGLUND Morten

## NOT DRESSED:

8	F	SVEE Stig Tore	M
---	---	----------------	---

## LEGEND

<b>D</b>	Defence	<b>F</b>	Forward	<b>Gen</b>	Gender	<b>M</b>	Male
<b>No</b>	Jersey number	<b>Pos</b>	Position	<b>+A</b>	Assistant captain	<b>+C</b>	Captain





SUN 9 MAR 2014  
Start Time 13:00 / End Time 14:58

Preliminary round - Group A, Game 6  
Предварительный раунд - Группа А, Матч 6

## Game Summary

Общая игровая статистика

**CAN - NOR 4 - 0 (0 - 0, 2 - 0, 2 - 0)**

Spectators	Referee(s)	Linesmen
4879	BERKEBILE Derek (USA)	CHAE Young-Jin (KOR) , FRERICHS Brian (USA)

### Team Statistics

Period	Score	SVS	SOG	PIM	TPP	PPG	SHG
1	0 : 0	3 : 9	9 : 3	0 : 2	02:00 : 00:00	0 : 0	0 : 0
2	2 : 0	2 : 8	10 : 2	4 : 4	02:16 : 02:54	1 : 0	0 : 0
3	2 : 0	1 : 2	4 : 1	2 : 0	00:00 : 02:00	0 : 0	0 : 0
<b>Total</b>	<b>4 : 0</b>	<b>6 : 19</b>	<b>23 : 6</b>	<b>6 : 6</b>	<b>04:16 : 04:54</b>	<b>1 : 0</b>	<b>0 : 0</b>

### 1st Period

Action	Time	ET/Res	Team	Type	No	Name	(G)	Name of Assistant(s) / Action Description
GK	00:00		CAN		30	WATSON C		- Goalkeeper in
GK	00:00		NOR		2	BUEN K		- Goalkeeper in
Penalty	11:49	13:49	NOR	2 min.	17	SOLBERG LRP		- Roughing

### 2nd Period

Action	Time	ET/Res	Team	Type	No	Name	(G)	Name of Assistant(s) / Action Description
Penalty	17:58	19:20	NOR	2 min.	21	AUSTEVOLL OB		- Hooking
<b>Goal</b>	<b>19:20</b>	<b>1 : 0</b>	<b>CAN</b>	<b>PP1</b>	<b>26</b>	<b>LAROCQUE D</b>	(3)	8 McGREGOR T On Ice CAN 30 4 8 9 26 29 * 9 GALE A NOR 2 3 7 12 23
Penalty	20:27	22:27	CAN	2 min.	18	BRIDGES B		- Roughing
Penalty	22:00	24:00	NOR	2 min.	-	Team penalty		- Too Many Players on the Ice / Served by: 20 HAMRE M
Penalty	23:21	25:21	CAN	2 min.	9	GALE A		- Holding an opponent
<b>Goal</b>	<b>25:34</b>	<b>2 : 0</b>	<b>CAN</b>	<b>EQ</b>	<b>11</b>	<b>DIXON A</b>	(3)	9 GALE A On Ice CAN 30 9 11 12 14 18 18 BRIDGES B NOR 2 3 7 12 17 21

### 3rd Period

Action	Time	ET/Res	Team	Type	No	Name	(G)	Name of Assistant(s) / Action Description
<b>Goal</b>	<b>31:07</b>	<b>3 : 0</b>	<b>CAN</b>	<b>EQ</b>	<b>11</b>	<b>DIXON A</b>	(4)	14 ARSENAULT S On Ice CAN 30 5 7 11 14 26 5 REMPEL K NOR 2 3 7 17 22 23
Penalty	34:12	36:12	CAN	2 min.	11	DIXON A		- Interference
<b>Goal</b>	<b>44:38</b>	<b>4 : 0</b>	<b>CAN</b>	<b>EQ</b>	<b>7</b>	<b>DORION M</b>	(1)	26 LAROCQUE D On Ice CAN 30 5 7 11 14 26 5 REMPEL K NOR 2 7 12 20 21 23
Time-out	44:38		NOR					
GK	45:00		CAN					30 WATSON C - Goalkeeper out
GK	45:00		NOR					2 BUEN K - Goalkeeper out

### Goalkeeper Records

Team : CAN - Canada

No	Name	SOG	SVS	MIP
30	WATSON Corbin	6	6	45:00
22	ST-AMAND Benoit			

Team : NOR - Norway

No	Name	SOG	SVS	MIP
2	BUEN Kristian	23	19	45:00
18	HAMAR Kjell Christian			

### Game Statistics

Team : CAN (black)

Head Coach : MONDIN Mike

No	Pos	Name	Gen	G	A	P	PIM	Shots on Goal				TS	+/-	Time on Ice				TOT	SHF	AVG		
								FO+	FO-	FO+/-	FO%			1	2	3	OT					
11	D	DIXON Adam +A	M	2	0	2	2	0	0	0	0.00	1	2	1	4	+3	9:06	9:10	6:05	24:21	22	1:06
12	F	WESTLAKE Greg +C	M	0	0	0	0	0	4	-4	0.00	2	1	0	3	+1	6:31	7:12	6:18	20:01	20	1:00
14	D	ARSENAULT Steve	M	0	1	1	0	0	0	0	0.00	0	0	0	0	+3	7:42	8:29	6:41	22:52	19	1:12
18	F	BRIDGES Billy	M	0	1	1	2	9	7	2	56.25	2	2	1	5	+1	6:29	5:19	7:06	18:54	19	0:59
27	F	BOWDEN Brad +A	M	0	0	0	0	0	0	0	0.00	1	1	0	2	0	5:55	6:06	5:13	17:14	18	0:57
4	D	WHITSON Derek	M	0	0	0	0	0	0	0	0.00	0	0	0	0	0	5:51	5:32	7:42	19:05	18	1:03



SUN 9 MAR 2014  
Start Time 13:00 / End Time 14:58

Preliminary round - Group A, Game 6  
Предварительный раунд - Группа А, Матч 6

Head Coach : MONDIN Mike											Shots on Goal					Time on Ice									
No	Pos	Name	Gen	G	A	P	PIM	FO+	FO-	FO+/-	FO%	1	2	3	OT	TS	+/-	1	2	3	OT	TOT	SHF	AVG	
5	F	REMPEL Kevin	M	0	2	2	0	7	4	3	63.64	0	1	0	1	1	+2	5:42	5:05	4:48		15:35	15	1:02	
7	F	DORION Marc	M	1	0	1	0	2	2	0	50.00	1	0	2	3	3	+2	6:25	4:37	3:50		14:52	14	1:03	
26	F	LAROCQUE Dominic	M	1	1	2	0	0	0	0	0.00	0	1	0	1	1	+2	5:19	6:55	4:47		17:01	18	0:56	
29	D	MURRAY Graeme	M	0	0	0	0	0	0	0	0.00	2	0	0	2	0	0	5:57	5:47	8:09		19:53	18	1:06	
8	F	McGREGOR Tyler	M	0	1	1	0	0	1	-1	0.00	0	1	0	1	0	0	3:06	2:43	3:58		9:47	15	0:39	
9	F	GALE Anthony	M	0	2	2	2	6	6	0	50.00	0	1	0	1	1	+1	4:06	3:14	4:49		12:09	17	0:42	
10	F	DELANEY Ben	M	0	0	0	0	0	0	0	0.00	0	0	0	0	0	0	2:37	0:43	2:57		6:17	11	0:34	
22	GK	ST-AMAND Benoit	M	0	0	0	0	0	0	0		0	0	0	0	0									
30	GK	WATSON Corbin	M	0	0	0	0	0	0	0		0	0	0	0	0									
<b>Total</b>				<b>4</b>	<b>8</b>	<b>12</b>	<b>6</b>	<b>24</b>	<b>24</b>	<b>0</b>	<b>50.00</b>	<b>9</b>	<b>10</b>	<b>4</b>	<b>23</b>										

Team : NOR (white)											Shots on Goal					Time on Ice									
No	Pos	Name	Gen	G	A	P	PIM	FO+	FO-	FO+/-	FO%	1	2	3	OT	TS	+/-	1	2	3	OT	TOT	SHF	AVG	
9	F	VAERNES Morten +A	M	0	0	0	0	0	1	-1	0.00	0	0	0	0	0	0	8:48	8:11	8:00		24:59	22	1:08	
10	F	RIVERA Tor Joakim	M	0	0	0	0	0	0	0	0.00	0	0	0	0	0	0	3:22	2:23	3:16		9:01	9	1:00	
12	F	BOGLE Magnus	M	0	0	0	0	8	3	5	72.73	1	0	0	1	1	-2	4:14	5:26	5:02		14:42	18	0:49	
16	D	NORDSTOGA Knut Andre	M	0	0	0	0	0	0	0	0.00	0	0	0	0	0	0	7:00	6:39	6:31		20:10	23	0:52	
20	F	HAMRE Martin	M	0	0	0	0	0	1	-1	0.00	0	0	0	0	0	-1	5:57	3:26	5:25		14:48	16	0:55	
3	D	PEDERSEN Rolf Einar	M	0	0	0	0	11	11	0	50.00	1	0	0	1	1	-2	6:45	7:44	6:20		20:49	18	1:09	
7	D	HAGEN Eskil	M	0	0	0	0	0	0	0	0.00	0	0	1	1	1	-3	8:01	8:22	7:09		23:32	24	0:58	
17	F	SOLBERG Loyd-Remi Pallander +A	M	0	0	0	2	0	0	0	0.00	0	1	0	1	1	-2	5:00	7:57	7:14		20:11	16	1:15	
22	F	BAKKE Audun	M	0	0	0	0	2	1	1	66.67	1	1	0	2	2	-1	7:45	7:43	6:48		22:16	16	1:23	
23	D	KLAKEGG Jan Roger +C	M	0	0	0	0	0	2	-2	0.00	0	0	0	0	0	-2	6:31	4:52	7:19		18:42	21	0:53	
6	F	KIRSTISTUEN Emil	M	0	0	0	0	0	0	0	0.00	0	0	0	0	0	0	2:54	1:28	3:00		7:22	8	0:55	
15	F	SORHEIM Emil	M	0	0	0	0	3	5	-2	37.50	0	0	0	0	0	0	3:07	2:52	4:26		10:25	12	0:52	
21	F	AUSTEVOLL Ole Bjarte	M	0	0	0	2	0	0	0	0.00	0	0	0	0	0	-2	3:24	4:09	4:08		11:41	11	1:03	
2	GK	BUEN Kristian	M	0	0	0	0	0	0	0		0	0	0	0	0									
18	GK	HAMAR Kjell Christian	M	0	0	0	0	0	0	0		0	0	0	0	0									
<b>Total</b>				<b>0</b>	<b>0</b>	<b>0</b>	<b>4</b>	<b>24</b>	<b>24</b>	<b>0</b>	<b>50.00</b>	<b>3</b>	<b>2</b>	<b>1</b>	<b>6</b>										

Group A

R	Team	GP	W	OTW	OTL	L	GDF	GF : GA	PTS
1	CAN	2	2	0	0	0	+13	14 : 1	6
2	CZE	2	0	1	1	0	0	3 : 3	3
3	NOR	2	0	1	0	1	-3	2 : 5	2
4	SWE	2	0	0	1	1	-10	2 : 12	1

	CAN	CZE	NOR	SWE
CAN	*****	TUE 11 MAR 20:00	4:0	10:1
CZE	TUE 11 MAR 20:00	*****	1:2	2:1
NOR	0:4	2:1	*****	TUE 11 MAR 13:00
SWE	1:10	1:2	TUE 11 MAR 13:00	*****

LEGEND			
(G)	Goals in tournament	*	does not count for Plus/minus
+C	Captain	A	Assists
EQ	Equal strength	ET/Res	Penalty end time/Result of game
FO%	Face-offs won as percentage	FO+	Face-offs won
GA	Goals against	GDF	Goal difference
GK	Goalkeeper	GP	Games played
MIP	Minutes in play (GK)	No	Jersey number
OTW	Overtime wins	P	Points
PP1	Power play - 1 player	PPG	Power play goals
SHF	Number of shifts	SHG	Shorthanded goals
TOT	Total	TPP	Time on power play
		+/-	Plus/minus net
		AVG	Average time on ice / shift
		F	Forward
		FO+/-	Face-offs net
		Gen	Gender
		L	Losses
		OT	Overtime
		PIM	Penalties in minutes
		PTS	Points
		SOG	Shots on goal
		TS	Total shots
		+A	Assistant captain
		D	Defence
		FO-	Face-offs lost
		G	Goals
		GF	Goals for
		M	Male
		OTL	Overtime losses
		Pos	Position
		R	Rank
		SVS	Saves
		W	Wins



SUN 9 MAR 2014  
Start Time 13:00

## Shot Chart

Таблица бросков

### CAN - NOR

Shots by NOR


Goals (o): 0    SSG (+): 3  
SSP (<): 0    SPG (-): 5



GK 30 of CAN

Shots by CAN

Goals (o): 2    SSG (+): 8  
SSP (<): 0    SPG (-): 2



GK 2 of NOR

Shots by NOR

Goals (o): 0    SSG (+): 1  
SSP (<): 0    SPG (-): 1



GK 30 of CAN

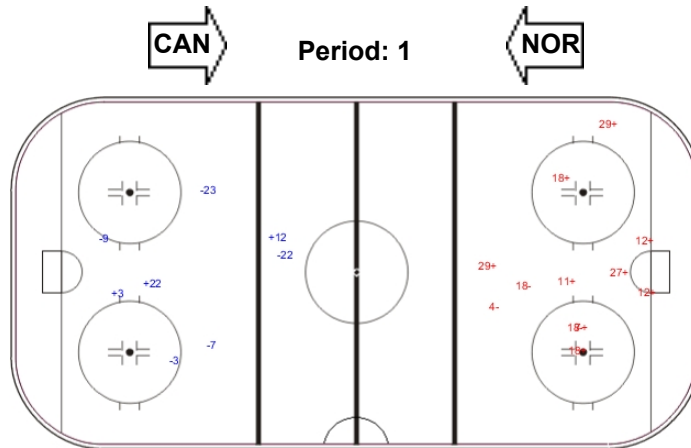
#### LEGEND

**GK** Goalkeeper

**SPG** Shots past goal

**SSG** Shots saved by goalkeeper

**SSP** Shots saved by player



Shots by CAN

Goals (o): 0    SSG (+): 9  
SSP (>): 0    SPG (-): 3



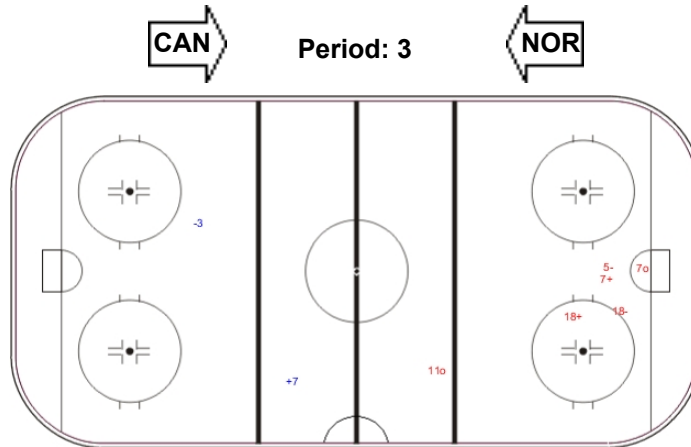
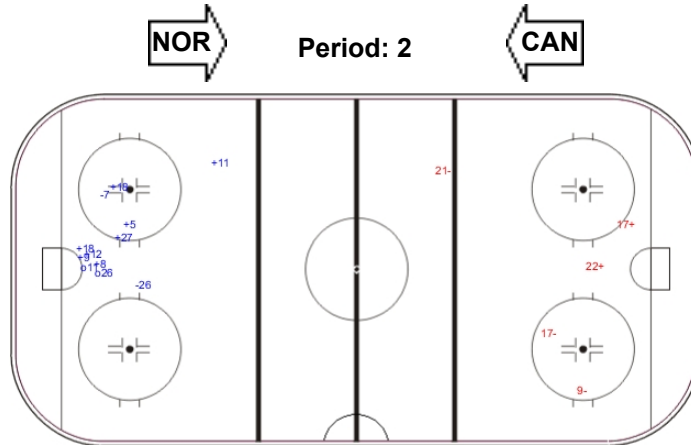
GK 2 of NOR

Shots by NOR

Goals (o): 0    SSG (+): 2  
SSP (>): 0    SPG (-): 3

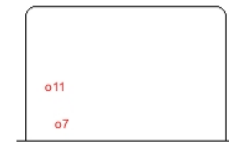


GK 30 of CAN



Shots by CAN

Goals (o): 2    SSG (+): 2  
SSP (>): 0    SPG (-): 2



GK 2 of NOR



## Face-off Chart

Таблица вбрасываний

### CAN - NOR

#### PERIOD 1

	CAN		NOR		CAN		NOR		Total wins all zones
	Def. zone	Att. zone	Neutral zone		Att. zone	Def. zone			
	- 7	+ 12	+ 18	- 12	- 9	+ 3			
	- 12	+ 3	- 9	+ 3	+ 18	- 15			
			- 18	+ 3	- 9	+ 3			
					- 7	+ 15			
					- 9	+ 12			
					- 18	+ 12			
					+ 7	- 9			
					+ 7	- 3			
					- 9	+ 15			
					- 18	+ 12			
					+ 5	- 23			
Total wins / period	0 / 0%	2 / 100%	1 / 33%	2 / 67%	4 / 36%	7 / 64%			
							CAN	NOR	
							5 / 31%	11 / 69%	

#### PERIOD 2

	CAN		NOR		CAN		NOR		Total wins all zones
	Def. zone	Att. zone	Neutral zone		Att. zone	Def. zone			
	+ 5	- 12	- 18	+ 3	+ 5	- 23			
	+ 9	- 3	+ 9	- 3	+ 9	- 3			
	- 12	+ 3	+ 18	- 20	+ 18	- 3			
	- 12	+ 22	+ 5	- 15	+ 18	- 3			
	+ 18	- 22			- 12	+ 22			
					+ 9	- 3			
					- 5	+ 15			
					- 18	+ 12			
					+ 5	- 3			
Total wins / period	3 / 60%	2 / 40%	3 / 75%	1 / 25%	6 / 67%	3 / 33%			
							CAN	NOR	
							12 / 67%	6 / 33%	

#### PERIOD 3

	CAN		NOR		CAN		NOR		Total wins all zones
	Def. zone	Att. zone	Neutral zone		Att. zone	Def. zone			
	+ 5	- 3	+ 18	- 12	- 5	+ 12			
	- 9	+ 3	- 5	+ 3	- 18	+ 3			
			+ 9	- 15	+ 18	- 3			
			+ 5	- 15	+ 18	- 3			
			- 8	+ 3	+ 9	- 15			
					- 18	+ 12			
					- 5	+ 12			
Total wins / period	1 / 50%	1 / 50%	3 / 60%	2 / 40%	3 / 43%	4 / 57%			
							CAN	NOR	
							7 / 50%	7 / 50%	

#### TOTAL



	CAN		NOR		CAN		NOR		Total wins all zones	
	Def. zone	Att. zone	Neutral zone		Att. zone	Def. zone	CAN	NOR		
Total wins / game	4 / 44%	5 / 56%	7 / 58%	5 / 42%	13 / 48%	14 / 52%	24 / 50%	24 / 50%		



HEAD TO HEAD

		NOR											
No.		3	9	12	15	20	22	23	Tot	wins CAN	Dz	Nz	Az
CAN	5	2 - 1		1 - 2	2 - 1			2 - 0	11	7 64%	2 100%	2 67%	3 50%
	7	1 - 0	1 - 0	0 - 1	0 - 1				4	2 50%	0 0%		2 67%
	8	0 - 1							1	0 0%		0 0%	
	9	4 - 4		0 - 1	2 - 1				12	6 50%	1 50%	2 67%	3 43%
	12	0 - 2					0 - 2		4	0 0%	0 0%		0 0%
	18	4 - 3		2 - 4	1 - 0	1 - 0	1 - 0		16	9 56%	1 100%	3 60%	5 50%
<b>Tot</b>		22	1	11	8	1	3	2	48	24 50%	4 44%	7 58%	13 48%
<b>wins NOR</b>		11 50%	0 0%	8 73%	3 38%	0 0%	2 67%	0 0%	24 50%				
<b>Dz</b>		3 27%	0 0%	7 100%	3 60%		1 100%	0 0%	14 52%				
<b>Nz</b>		5 83%		0 0%	0 0%	0 0%			5 42%				
<b>Az</b>		3 60%		1 50%			1 50%		5 56%				

LEGEND

**Az** Attacking zone      **Dz** Defending zone      **Nz** Neutral zone      **Tot** Total face-offs played



## Line-Ups

Составы

### USA - KOR

#### Referee(s)

VANEK Jan (CZE)

#### Goalkeepers

Team: USA

No	Name	Gen
34	CASH Steve	M
1	LEE Jen	M

#### Team Line-ups

Team: USA (white)

No	Pos	Name	Gen
11	D	CARRON Tyler	M
19	D	CHACE Taylor +A	M
13	F	SWEENEY Joshua +A	M
23	F	ROMAN Rico	M
28	F	SCHAUS Paul	M
9	D	YOHE Andy +C	M
15	D	LANDEROS Nikko	M
4	F	ROYBAL Brody	M
6	F	FARMER Declan	M
27	F	PAULS Joshua	M
8	F	SHAW Greg	M
14	F	McCOY Daniel	M
20	F	PAGE Adam	M

Head Coach: SAUER Jeff

#### NOT DRESSED:

7	F	LIPSETT Taylor	M
18	F	McKEE Kevin	M

#### Linesmen

WESLEY Leon (CZE) , YUDAKOV Sergey (RUS)

Team: KOR

No	Name	Gen
31	YU Man-Gyun	M
74	CHUNG Young-Hoon	M

Team: KOR (red)

No	Pos	Name	Gen
28	D	LEE Jong-Kyung +C	M
68	D	HAN Min-Su	M
90	D	PARK Woo-Chul	M
14	F	JUNG Seung-Hwan	M
27	F	CHO Byeong-Seok	M
4	D	SA Sung-Keun	M
10	D	CHO Young-Jae	M
20	D	JANG Dong-Shin +A	M
88	D	PARK Sang-Hyeon	M
55	F	JANG Jong-Ho +A	M
21	F	LEE Ju-Seung	M
26	F	KIM Dea-Jung	M
39	F	LEE Young-Min	M

Head Coach: KIM Ik-Hwan

#### NOT DRESSED:

11	F	CHOI Bae-Suk	M
12	F	KIM Young-Sung	M

#### LEGEND

<b>D</b>	Defence	<b>F</b>	Forward	<b>Gen</b>	Gender	<b>M</b>	Male
<b>No</b>	Jersey number	<b>Pos</b>	Position	<b>+A</b>	Assistant captain	<b>+C</b>	Captain



SUN 9 MAR 2014

Start Time 16:30 / End Time 18:28

Preliminary round - Group B, Game 7

Предварительный раунд - Группа B, Матч 7

## Game Summary

Общая игровая статистика

### USA - KOR 3 - 0 (2 - 0, 1 - 0, 0 - 0)

Spectators	Referee(s)	Linesmen
5305	VANEK Jan (CZE)	WESLEY Leon (CZE) , YUDAKOV Sergey (RUS)

#### Team Statistics

Period	Score	SVS	SOG	PIM	TPP	PPG	SHG
1	2 : 0	2 : 6	8 : 2	2 : 4	03:17 : 01:17	0 : 0	0 : 0
2	1 : 0	4 : 6	7 : 4	0 : 0	00:00 : 00:00	0 : 0	0 : 0
3	0 : 0	3 : 3	3 : 3	4 : 0	00:00 : 04:00	0 : 0	0 : 0
<b>Total</b>	<b>3 : 0</b>	<b>9 : 15</b>	<b>18 : 9</b>	<b>6 : 4</b>	<b>03:17 : 05:17</b>	<b>0 : 0</b>	<b>0 : 0</b>

#### 1st Period

Action	Time	ET/Res	Team	Type	No	Name	(G)	Name of Assistant(s) / Action Description
GK	00:00		USA		34	CASH S		- Goalkeeper in
GK	00:00		KOR		31	YU MG		- Goalkeeper in
<b>Goal</b>	<b>00:57</b>	<b>1 : 0</b>	<b>USA</b>	<b>EQ</b>	<b>19</b>	<b>CHACE T</b>	(1)	On Ice USA 34 11 13 19 23 28 KOR 31 14 27 28 68 90
Penalty	02:02	04:02	KOR	2 min.	-	Team penalty		- Too Many Players on the Ice / Served by: 55 JANG JH
Penalty	06:52	08:52	KOR	2 min.	14	JUNG SH		- Holding an opponent
Penalty	08:09	10:09	USA	2 min.	20	PAGE A		- Slashing
<b>Goal</b>	<b>11:51</b>	<b>2 : 0</b>	<b>USA</b>	<b>EQ</b>	<b>20</b>	<b>PAGE A</b>	(1)	14 McCOY D On Ice USA 34 8 9 14 15 20 KOR 31 10 26 27 28 90

#### 2nd Period

Action	Time	ET/Res	Team	Type	No	Name	(G)	Name of Assistant(s) / Action Description
<b>Goal</b>	<b>29:29</b>	<b>3 : 0</b>	<b>USA</b>	<b>EQ</b>	<b>20</b>	<b>PAGE A</b>	(2)	14 McCOY D On Ice USA 34 8 14 15 19 20 34 CASH S KOR 31 10 14 20 27 28

#### 3rd Period

Action	Time	ET/Res	Team	Type	No	Name	(G)	Name of Assistant(s) / Action Description
Penalty	33:00	35:00	USA	2 min.	28	SCHAUS P		- Charging
Penalty	41:00	43:00	USA	2 min.	4	ROYBAL B		- Roughing
Time-out	41:00		KOR					
GK	45:00		USA					34 CASH S - Goalkeeper out
GK	45:00		KOR					31 YU MG - Goalkeeper out

#### Goalkeeper Records

Team : USA - United States

No	Name	SOG	SVS	MIP
34	CASH Steve	9	9	45:00
1	LEE Jen			

Team : KOR - Korea

No	Name	SOG	SVS	MIP
31	YU Man-Gyun	18	15	45:00
74	CHUNG Young-Hoon			

#### Game Statistics

Team : USA (white)

Head Coach : SAUER Jeff

No	Pos	Name	Gen	G	A	P	PIM	FO+	FO-	FO+/-	Shots on Goal					+/-	Time on Ice						
											FO%	1	2	3	OT		TS	1	2	3	OT	TOT	SHF
11	D	CARRON Tyler	M	0	0	0	0	0	0	0	0.00	0	0	0	0	0	+1	6:46	4:12	9:03	20:01	13	1:32
13	F	SWEENEY Joshua +A	M	0	0	0	0	0	0	0	0.00	1	0	0	1	+1	3:51	5:01	5:15	14:07	10	1:24	
19	D	CHACE Taylor +A	M	1	0	1	0	0	0	0	0.00	1	2	0	3	+2	10:17	6:15	9:31	26:03	13	2:00	
23	F	ROMAN Rico	M	0	0	0	0	6	8	-2	42.86	0	0	0	0	+1	5:39	5:06	3:08	13:53	10	1:23	
28	F	SCHAUS Paul	M	0	0	0	2	0	0	0	0.00	0	1	0	1	+1	4:18	4:59	2:41	11:58	12	0:59	
4	F	ROYBAL Brody	M	0	0	0	2	0	0	0	0.00	1	0	0	1	0	6:14	4:09	6:20	16:43	11	1:31	
6	F	FARMER Declan	M	0	0	0	0	10	4	6	71.43	0	0	1	1	0	5:42	4:25	5:44	15:51	11	1:26	
9	D	YOHE Andy +C	M	0	0	0	0	0	0	0	0.00	0	0	0	0	+1	3:25	8:43	4:21	16:29	12	1:22	
15	D	LANDEROS Nikko	M	0	0	0	0	0	0	0	0.00	1	1	0	2	+2	9:24	10:48	7:02	27:14	12	2:16	
27	F	PAULS Joshua	M	0	0	0	0	1	2	-1	33.33	1	1	2	4	0	5:47	4:33	7:32	17:52	11	1:37	





SUN 9 MAR 2014  
Start Time 16:30 / End Time 18:28

Preliminary round - Group B, Game 7  
Предварительный раунд - Группа В, Матч 7

Head Coach : SAUER Jeff											Shots on Goal					Time on Ice								
No	Pos	Name	Gen	G	A	P	PIM	FO+	FO-	FO+/-	FO%	1	2	3	OT	TS	+/-	1	2	3	OT	TOT	SHF	AVG
8	F	SHAW Greg	M	0	0	0	0	5	8	-3	38.46	0	0	0	0	0	+2	3:48	5:33	3:48		13:09	9	1:27
14	F	McCOY Daniel	M	0	2	2	0	0	0	0	0.00	2	0	0	2	2	+2	2:55	5:32	3:15		11:42	9	1:18
20	F	PAGE Adam	M	2	0	2	2	0	0	0	0.00	1	2	0	3	3	+2	4:32	5:27	3:01		13:00	9	1:26
1	GK	LEE Jen	M	0	0	0	0					0	0	0	0	0								
34	GK	CASH Steve	M	0	1	1	0					0	0	0	0	0								
<b>Total</b>				<b>3</b>	<b>3</b>	<b>6</b>	<b>6</b>	<b>22</b>	<b>22</b>	<b>0</b>	<b>50.00</b>	<b>8</b>	<b>7</b>	<b>3</b>		<b>18</b>								

Team : KOR (red)

Head Coach : KIM Ik-Hwan											Shots on Goal					Time on Ice								
No	Pos	Name	Gen	G	A	P	PIM	FO+	FO-	FO+/-	FO%	1	2	3	OT	TS	+/-	1	2	3	OT	TOT	SHF	AVG
14	F	JUNG Seung-Hwan	M	0	0	0	2	0	0	0	0.00	0	1	1	2	2	-2	4:24	8:21	10:56		23:41	15	1:34
27	F	CHO Byeong-Seok	M	0	0	0	0	0	2	-2	0.00	0	0	1	1	1	-3	6:44	7:51	7:20		21:55	17	1:17
28	D	LEE Jong-Kyung +C	M	0	0	0	0	10	14	-4	41.67	0	0	0	0	0	-3	6:51	7:48	9:40		24:19	17	1:25
68	D	HAN Min-Su	M	0	0	0	0	0	0	0	0.00	0	1	0	1	1	-1	6:31	5:45	10:25		22:41	18	1:15
90	D	PARK Woo-Chul	M	0	0	0	0	0	0	0	0.00	0	1	0	1	1	-2	6:40	7:04	8:23		22:07	17	1:18
4	D	SA Sung-Keun	M	0	0	0	0	0	0	0	0.00	1	0	0	1	1	0	5:07	3:52	1:23		10:22	8	1:17
10	D	CHO Young-Jae	M	0	0	0	0	0	0	0	0.00	0	0	0	0	0	-2	8:30	7:55	9:07		25:32	15	1:42
20	D	JANG Dong-Shin +A	M	0	0	0	0	0	0	0	0.00	0	1	0	1	1	-1	8:19	9:15	4:44		22:18	15	1:29
55	F	JANG Jong-Ho +A	M	0	0	0	0	0	0	0	0.00	0	0	0	0	0	0	5:22	3:49	2:26		11:37	10	1:09
88	D	PARK Sang-Hyeon	M	0	0	0	0	12	6	6	66.67	1	0	1	2	2	0	8:55	7:25	5:12		21:32	17	1:16
21	F	LEE Ju-Seung	M	0	0	0	0	0	0	0	0.00	0	0	0	0	0	0	0:00	0:00	1:24		1:24	1	1:24
26	F	KIM Dea-Jung	M	0	0	0	0	0	0	0	0.00	0	0	0	0	0	-1	3:10	3:00	4:05		10:15	11	0:55
39	F	LEE Young-Min	M	0	0	0	0	0	0	0	0.00	0	0	0	0	0	0	0:20	2:59	0:00		3:19	4	0:49
31	GK	YU Man-Gyun	M	0	0	0	0					0	0	0	0	0								
74	GK	CHUNG Young-Hoon	M	0	0	0	0					0	0	0	0	0								
<b>Total</b>				<b>0</b>	<b>0</b>	<b>0</b>	<b>2</b>	<b>22</b>	<b>22</b>	<b>0</b>	<b>50.00</b>	<b>2</b>	<b>4</b>	<b>3</b>		<b>9</b>								

Group B

R	Team	GP	W	OTW	OTL	L	GDF	GF : GA	PTS
1	USA	2	2	0	0	0	+7	8 : 1	6
2	KOR	2	0	1	0	1	-2	3 : 5	2
3	RUS	1	0	0	1	0	-1	2 : 3	1
4	ITA	1	0	0	0	1	-4	1 : 5	0

	ITA	KOR	RUS	USA
ITA	*****	TUE 11 MAR 09:30	SUN 09 MAR 20:00	1:5
KOR	TUE 11 MAR 09:30	*****	3:2	0:3
RUS	SUN 09 MAR 20:00	2:3	*****	TUE 11 MAR 16:30
USA	5:1	3:0	TUE 11 MAR 16:30	*****

LEGEND

<b>(G)</b> Goals in tournament	<b>+/-</b> Plus/minus net	<b>+A</b> Assistant captain	<b>+C</b> Captain
<b>A</b> Assists	<b>AVG</b> Average time on ice / shift	<b>D</b> Defence	<b>EQ</b> Equal strength
<b>ET/Res</b> Penalty end time/Result of game	<b>F</b> Forward	<b>FO-</b> Face-offs lost	<b>FO%</b> Face-offs won as percentage
<b>FO+</b> Face-offs won	<b>FO+/-</b> Face-offs net	<b>G</b> Goals	<b>GA</b> Goals against
<b>GDF</b> Goal difference	<b>Gen</b> Gender	<b>GF</b> Goals for	<b>GK</b> Goalkeeper
<b>GP</b> Games played	<b>L</b> Losses	<b>M</b> Male	<b>MIP</b> Minutes in play (GK)
<b>No</b> Jersey number	<b>OT</b> Overtime	<b>OTL</b> Overtime losses	<b>OTW</b> Overtime wins
<b>P</b> Points	<b>PIM</b> Penalties in minutes	<b>Pos</b> Position	<b>PPG</b> Power play goals
<b>PTS</b> Points	<b>R</b> Rank	<b>SHF</b> Number of shifts	<b>SHG</b> Shorthanded goals
<b>SOG</b> Shots on goal	<b>SVS</b> Saves	<b>TOT</b> Total	<b>TPP</b> Time on power play
<b>TS</b> Total shots	<b>W</b> Wins		



Shot Chart

Таблица бросков

USA - KOR

Shots by KOR

Goals (o): 0 SSG (+): 2  
SSP (<): 0 SPG (-): 1



GK 34 of USA

Shots by USA

Goals (o): 1 SSG (+): 6  
SSP (<): 0 SPG (-): 2



GK 31 of KOR

Shots by KOR

Goals (o): 0 SSG (+): 3  
SSP (<): 0 SPG (-): 0



GK 34 of USA

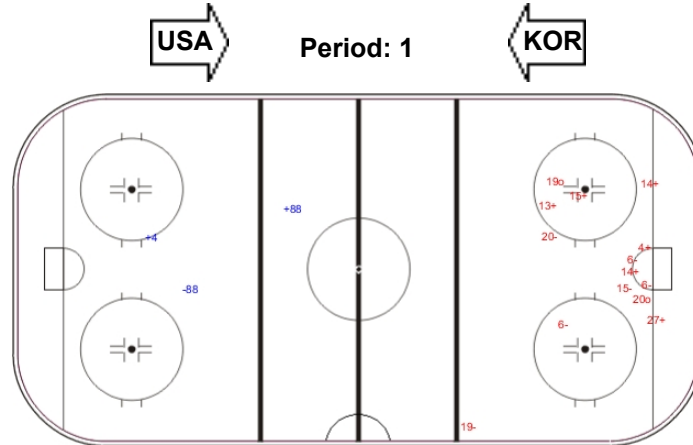
LEGEND

GK Goalkeeper

SPG Shots past goal

SSG Shots saved by goalkeeper

SSP Shots saved by player

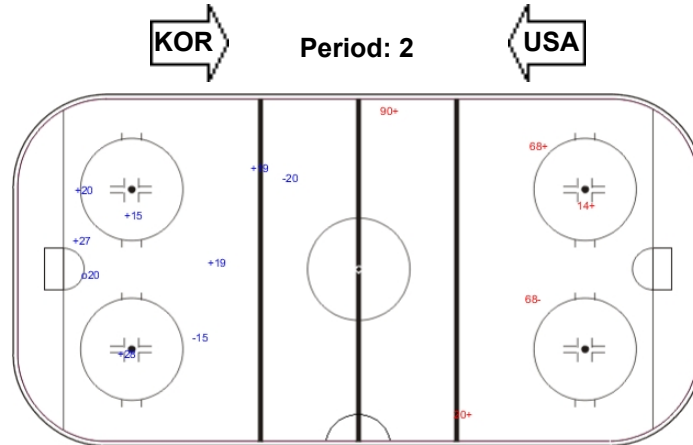


Shots by USA

Goals (o): 2 SSG (+): 6  
SSP (>): 0 SPG (-): 6



GK 31 of KOR

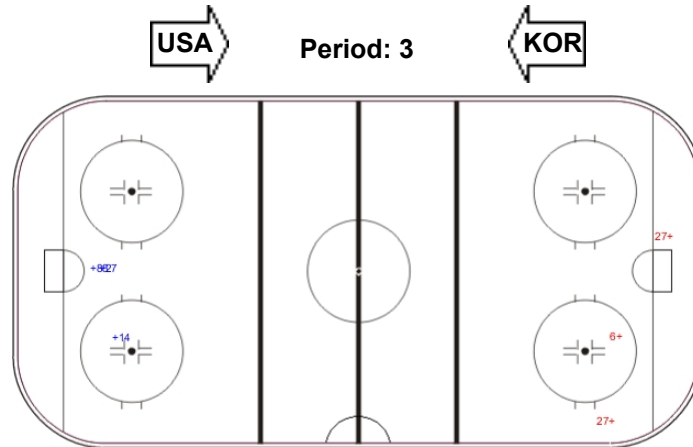


Shots by KOR

Goals (o): 0 SSG (+): 4  
SSP (>): 0 SPG (-): 1



GK 34 of USA



Shots by USA

Goals (o): 0 SSG (+): 3  
SSP (>): 0 SPG (-): 0



GK 31 of KOR



## Face-off Chart

Таблица вбрасываний

### USA - KOR

#### PERIOD 1

	USA		KOR		USA		KOR		Total wins all zones				
	Def. zone	Att. zone	Neutral zone		Att. zone	Def. zone							
	- 23	+ 28	+ 23	- 28	- 8	+ 28			<table border="1"> <thead> <tr> <th>USA</th> <th>KOR</th> </tr> </thead> <tbody> <tr> <td>7 / 47%</td> <td>8 / 53%</td> </tr> </tbody> </table>	USA	KOR	7 / 47%	8 / 53%
USA	KOR												
7 / 47%	8 / 53%												
	+ 6	- 88	+ 6	- 88	- 6	+ 28							
	+ 6	- 28	- 23	+ 88	- 8	+ 88							
	+ 8	- 28	- 8	+ 88	- 23	+ 88							
	+ 23	- 27			- 23	+ 28							
	+ 6	- 88											
Total wins / period	5 / 83%	1 / 17%	2 / 50%	2 / 50%	0 / 0%	5 / 100%							

#### PERIOD 2

	USA		KOR		USA		KOR		Total wins all zones				
	Def. zone	Att. zone	Neutral zone		Att. zone	Def. zone							
	- 23	+ 88	- 6	+ 28	+ 23	- 88			<table border="1"> <thead> <tr> <th>USA</th> <th>KOR</th> </tr> </thead> <tbody> <tr> <td>9 / 64%</td> <td>5 / 36%</td> </tr> </tbody> </table>	USA	KOR	9 / 64%	5 / 36%
USA	KOR												
9 / 64%	5 / 36%												
	+ 23	- 28	+ 8	- 28	+ 6	- 28							
	+ 8	- 88	+ 8	- 27	+ 6	- 28							
	+ 6	- 28	- 8	+ 88	+ 23	- 88							
			- 8	+ 88	- 8	+ 28							
Total wins / period	3 / 75%	1 / 25%	2 / 40%	3 / 60%	4 / 80%	1 / 20%							

#### PERIOD 3

	USA		KOR		USA		KOR		Total wins all zones				
	Def. zone	Att. zone	Neutral zone		Att. zone	Def. zone							
	+ 23	- 28	+ 8	- 28	- 8	+ 88			<table border="1"> <thead> <tr> <th>USA</th> <th>KOR</th> </tr> </thead> <tbody> <tr> <td>6 / 40%</td> <td>9 / 60%</td> </tr> </tbody> </table>	USA	KOR	6 / 40%	9 / 60%
USA	KOR												
6 / 40%	9 / 60%												
	- 6	+ 88	- 23	+ 88	- 6	+ 28							
	+ 6	- 28	- 23	+ 88	- 27	+ 28							
	+ 6	- 28	- 23	+ 28									
	- 27	+ 88	- 8	+ 28									
			+ 6	- 28									
			+ 27	- 28									
Total wins / period	3 / 60%	2 / 40%	3 / 43%	4 / 57%	0 / 0%	3 / 100%							

#### TOTAL

	USA		KOR		USA		KOR		Total wins all zones				
	Def. zone	Att. zone	Neutral zone		Att. zone	Def. zone							
Total wins / game	11 / 73%	4 / 27%	7 / 44%	9 / 56%	4 / 31%	9 / 69%			<table border="1"> <thead> <tr> <th>USA</th> <th>KOR</th> </tr> </thead> <tbody> <tr> <td>22 / 50%</td> <td>22 / 50%</td> </tr> </tbody> </table>	USA	KOR	22 / 50%	22 / 50%
USA	KOR												
22 / 50%	22 / 50%												



HEAD TO HEAD

		KOR							
No.	27	28	88	Tot	wins USA	Dz	Nz	Az	
USA	6		7 - 3	3 - 1	14	10 71%	6 86%	2 67%	2 50%
	8	1 - 0	3 - 3	1 - 5	13	5 38%	2 100%	3 43%	0 0%
	23	1 - 0	3 - 3	2 - 5	14	6 43%	3 60%	1 20%	2 50%
	27		1 - 1	0 - 1	3	1 33%	0 0%	1 100%	0 0%
<b>Tot</b>	2	24	18	44	22 50%	11 73%	7 44%	4 31%	
<b>wins KOR</b>	0 0%	10 42%	12 67%	22 50%					
<b>Dz</b>		6 75%	3 60%	9 69%					
<b>Nz</b>	0 0%	3 38%	6 86%	9 56%					
<b>Az</b>	0 0%	1 13%	3 50%	4 27%					

LEGEND

**Az** Attacking zone      **Dz** Defending zone      **Nz** Neutral zone      **Tot** Total face-offs played



## Line-Ups

Составы

REVISED

14 MAR 14:07

## RUS - ITA

## Referee(s)

MORRISON Johnathan (USA)

## Goalkeepers

Team: RUS

No	Name	Gen
20	KAMANTCEV Vladimir	M
1	IVANOV Mikhail	M

## Team Line-ups

Team: RUS (red)

No	Pos	Name	Gen
2	D	LYSOV Aleksei	M
17	D	SELYUKIN Vadim +A	M
19	D	KUZNETSOV Ivan	M
8	F	LISOV Dmitrii +C	M
23	F	VOLKOV Ilia +A	M
5	D	VARLAKOV Vasili	M
6	D	LITVINENKO Vladimir	M
9	F	SHIKHOV Konstantin	M
11	F	AMOSOV Alexey	M
21	F	PETROV Evgeny	M
14	F	POPOV Ilia	M
16	F	DVINYANINOV Andrey	M
22	F	TERENTYEV Nikolay	M

Head Coach: SAMOYLOV Sergey

## NOT DRESSED:

4	D	ANDRIYANOV Maxim	M
10	F	TUCHIN Ruslan	M

## Linesmen

BEELEN Louis (NED) , HELTMAN Tomasz (POL)

Team: ITA

No	Name	Gen
1	STILLITANO Santino	M
15	ARAUDO Gabriele	M

Team: ITA (white)

No	Pos	Name	Gen
3	D	ROSA Gianluigi	M
14	D	BALOSSETTI Bruno	M
16	F	CHIAROTTI Andrea +C	M
68	F	CORVINO Valerio	M
73	F	LEPERDI Gregory Brian Alexis	M
6	D	CAVALIERE Gianluca +A	M
5	F	PLANKER Florian +A	M
7	F	WINKLER Werner	M
11	F	LARCH Nils	M
18	F	MACRI Andrea	M
69	D	CONDELLO Giuseppe	M
8	F	RADICE Roberto	M
62	F	DEPAOLI Christoph	M

Head Coach: da RIN Massimo

## NOT DRESSED:

88	F	KANESTRIN Rupert	M
----	---	------------------	---

## LEGEND

<b>D</b>	Defence	<b>F</b>	Forward	<b>Gen</b>	Gender	<b>M</b>	Male
<b>No</b>	Jersey number	<b>Pos</b>	Position	<b>+A</b>	Assistant captain	<b>+C</b>	Captain

STELLA Igor (Italy) has been disqualified starting from 4 MAR 2014 from the Ice Sledge Hockey Tournament based on the decision of the IPC Anti Doping Commission, from 13 MAR 2014.



SUN 9 MAR 2014

Start Time 20:00 / End Time 22:02

## Game Summary

Общая игровая статистика

**RUS - ITA 7 - 0 (1 - 0 , 4 - 0 , 2 - 0)**

Spectators	Referee(s)	Linesmen
5638	MORRISON Johnathan (USA)	BEELEN Louis (NED) , HELTMAN Tomasz (POL)

### Team Statistics

Period	Score	SVS	SOG	PIM	TPP	PPG	SHG
1	1 : 0	5 : 3	4 : 5	6 : 4	02:00 : 03:18	0 : 0	0 : 0
2	4 : 0	2 : 1	5 : 2	0 : 2	02:00 : 00:42	0 : 0	0 : 0
3	2 : 0	2 : 3	5 : 2	27 : 4	01:24 : 02:22	2 : 0	0 : 0
<b>Total</b>	<b>7 : 0</b>	<b>9 : 7</b>	<b>14 : 9</b>	<b>33 : 10</b>	<b>05:24 : 06:22</b>	<b>2 : 0</b>	<b>0 : 0</b>

### 1st Period

Action	Time	ET/Res	Team	Type	No	Name	(G)	Name of Assistant(s) / Action Description
GK	00:00		RUS		20	KAMANTCEV V		- Goalkeeper in
GK	00:00		ITA		1	STILLITANO S		- Goalkeeper in
Penalty	08:23	10:23	ITA	2 min.	14	BALOSSETTI B		- Holding an opponent
Penalty	09:36	11:36	RUS	2 min.	23	VOLKOV I		- Roughing
Penalty	09:36	13:36	RUS	2 min.	23	VOLKOV I		- Roughing
Penalty	09:36	11:36	ITA	2 min.	73	LEPERDI GBA		- Roughing
<b>Goal</b>	<b>12:04</b>	<b>1 : 0</b>	<b>RUS</b>	<b>EQ</b>	<b>14</b>	<b>POPOV I</b>	(1)	17 SELYUKIN V On Ice RUS 20 5 6 9 11 14 ITA 1 3 7 8 14 68
Penalty	13:42	15:42	RUS	2 min.	9	SHIKHOV K		- Interference

### 2nd Period

Action	Time	ET/Res	Team	Type	No	Name	(G)	Name of Assistant(s) / Action Description
<b>Goal</b>	<b>18:30</b>	<b>2 : 0</b>	<b>RUS</b>	<b>EQ</b>	<b>11</b>	<b>AMOSOV A</b>	(1)	21 PETROV E On Ice RUS 20 5 11 14 19 21 ITA 1 5 6 7 11 18
<b>Goal</b>	<b>22:01</b>	<b>3 : 0</b>	<b>RUS</b>	<b>EQ</b>	<b>16</b>	<b>DVINYANINOV A</b>	(1)	14 POPOV I On Ice RUS 20 5 6 14 16 21 5 VARLAKOV V ITA 1 5 6 7 18 62
Penalty	24:20	26:20	ITA	2 min.	6	CAVALIERE G		- Interference
<b>Goal</b>	<b>26:25</b>	<b>4 : 0</b>	<b>RUS</b>	<b>EQ</b>	<b>16</b>	<b>DVINYANINOV A</b>	(2)	14 POPOV I On Ice RUS 20 5 14 16 19 21 5 VARLAKOV V ITA 1 3 5 6 7 18
<b>Goal</b>	<b>28:49</b>	<b>5 : 0</b>	<b>RUS</b>	<b>EQ</b>	<b>6</b>	<b>LITVINENKO V</b>	(1)	21 PETROV E On Ice RUS 20 2 6 11 16 21 2 LYSOV A ITA 1 3 5 7 11 18
Time-out	28:49		ITA					

### 3rd Period

Action	Time	ET/Res	Team	Type	No	Name	(G)	Name of Assistant(s) / Action Description
GK	30:00		ITA		15	ARAUDO G		- Goalkeeper in 1 STILLITANO S - Goalkeeper out
Penalty	30:21	31:20	ITA	2 min.	3	ROSA G		- Teeing
<b>Goal</b>	<b>31:20</b>	<b>6 : 0</b>	<b>RUS</b>	<b>PP1</b>	<b>16</b>	<b>DVINYANINOV A</b>	(3)	21 PETROV E On Ice RUS 20 2 16 19 21 23 * ITA 15 6 18 68 73
Penalty	35:18	37:18	RUS	2 min.	6	LITVINENKO V		- Elbowing
Penalty	38:13	38:38	ITA	2 min.	73	LEPERDI GBA		- Elbowing
<b>Goal</b>	<b>38:38</b>	<b>7 : 0</b>	<b>RUS</b>	<b>PP1</b>	<b>23</b>	<b>VOLKOV I</b>	(1)	16 DVINYANINOV A On Ice RUS 20 5 6 16 21 23 * 6 LITVINENKO V ITA 15 3 8 18 68
Penalty	44:38	45:00	RUS	5 min.	2	LYSOV A		- Roughing / Served by: 22 TERYTYEV N
Penalty	44:38	45:00	RUS	20 min.	2	LYSOV A		- Game Misconduct Penalty
GK	45:00		RUS					20 KAMANTCEV V - Goalkeeper out
GK	45:00		ITA					15 ARAUDO G - Goalkeeper out

### Goalkeeper Records

Team : RUS - Russian Federation

Team : ITA - Italy

No	Name	SOG	SVS	MIP	No	Name	SOG	SVS	MIP
20	KAMANTCEV Vladimir	9	9	45:00	1	STILLITANO Santino	9	4	30:00
1	IVANOV Mikhail				15	ARAUDO Gabriele	5	3	15:00



SUN 9 MAR 2014

Start Time 20:00 / End Time 22:02

Preliminary round - Group B, Game 8

Предварительный раунд - Группа B, Матч 8

Game Statistics

Team : RUS (red)

Head Coach : SAMOYLOV Sergey

No	Pos	Name	Gen	G	A	P	PIM	FO+	FO-	FO+/-	Shots on Goal				TS	+/-	Time on Ice				TOT	SHF	AVG	
											1	2	3	OT			1	2	3	OT				
2	D	LYSOV Aleksei	M	0	1	1	25	0	0	0	0.00	0	0	1	1	+1	9:42	8:53	7:42		26:17	16	1:38	
8	F	LISOV Dmitrii +C	M	0	0	0	0	2	3	-1	40.00	1	0	0	1	0	10:26	8:21	6:02		24:49	15	1:39	
17	D	SELYUKIN Vadim +A	M	0	1	1	0	0	0	0	0.00	0	0	2	2	0	6:28	6:17	5:59		18:44	10	1:52	
19	D	KUZNETSOV Ivan	M	0	0	0	0	0	0	0	0.00	0	0	0	0	+2	9:49	9:15	9:56		29:00	16	1:48	
23	F	VOLKOV Ilia +A	M	1	0	1	4	6	10	-4	37.50	1	0	1	2	0	5:42	7:38	4:01		17:21	14	1:14	
5	D	VARLAKOV Vasilii	M	0	2	2	0	0	0	0	0.00	0	0	0	0	+4	5:14	6:06	7:12		18:32	14	1:19	
6	D	LITVINENKO Vladimir	M	1	1	2	2	0	0	0	0.00	0	1	0	1	+3	5:05	5:39	4:13		14:57	13	1:09	
9	F	SHIKHOV Konstantin	M	0	0	2	0	0	0	0	0.00	0	0	0	0	+1	4:36	2:24	5:36		12:36	8	1:34	
11	F	AMOSOV Alexey	M	1	0	1	0	6	4	2	60.00	0	2	0	2	+3	3:53	4:29	3:45		12:07	11	1:06	
21	F	PETROV Evgeny	M	0	3	3	0	2	1	1	66.67	1	0	0	1	+4	5:18	6:44	3:02		15:04	12	1:15	
14	F	POPOV Ilia	M	1	2	3	0	1	2	-1	33.33	1	0	0	1	+4	2:00	2:42	6:02		10:44	7	1:32	
16	F	DVINIANINOV Andrey	M	3	1	4	0	2	2	0	50.00	0	2	1	3	+3	1:38	5:26	2:48		9:52	10	0:59	
22	F	TERENTYEV Nikolay	M	0	0	0	0	0	0	0	0.00	0	0	0	0	0	1:27	0:00	5:51		7:18	5	1:27	
1	GK	IVANOV Mikhail	M	0	0	0	0					0	0	0	0									
20	GK	KAMANTCEV Vladimir	M	0	0	0	0					0	0	0	0									
<b>Total</b>				<b>7</b>	<b>11</b>	<b>18</b>	<b>33</b>	<b>19</b>	<b>22</b>	<b>-3</b>	<b>46.34</b>	<b>4</b>	<b>5</b>	<b>5</b>	<b>14</b>									

Team : ITA (white)

Head Coach : da RIN Massimo

No	Pos	Name	Gen	G	A	P	PIM	FO+	FO-	FO+/-	Shots on Goal				TS	+/-	Time on Ice				TOT	SHF	AVG	
											1	2	3	OT			1	2	3	OT				
3	D	ROSA Gianluigi	M	0	0	0	2	0	0	0	0.00	0	2	0	2	-3	9:36	10:20	8:34		28:30	16	1:46	
14	D	BALOSSETTI Bruno	M	0	0	0	2	0	0	0	0.00	0	0	0	0	-1	5:00	6:49	5:07		16:56	15	1:07	
16	F	CHIAROTTI Andrea +C	M	0	0	0	0	0	0	0	0.00	1	0	0	1	0	6:18	7:10	4:41		18:09	15	1:12	
68	F	CORVINO Valerio	M	0	0	0	0	3	3	0	50.00	2	0	1	3	-1	6:35	6:29	6:23		19:27	15	1:17	
73	F	LEPERDI Gregory Brian Alexis	M	0	0	0	4	5	5	0	50.00	0	0	0	0	0	7:09	8:53	8:47		24:49	18	1:22	
5	F	PLANKER Florian +A	M	0	0	0	0	11	7	4	61.11	1	0	0	1	-4	7:52	7:46	8:50		24:28	20	1:13	
6	D	CAVALIERE Gianluca +A	M	0	0	0	2	0	0	0	0.00	0	0	0	0	-3	8:54	6:46	9:11		24:51	15	1:39	
7	F	WINKLER Werner	M	0	0	0	0	2	4	-2	33.33	1	0	1	2	-5	6:33	6:43	5:27		18:43	16	1:10	
11	F	LARCH Nils	M	0	0	0	0	0	0	0	0.00	0	0	0	0	-2	3:40	3:05	1:56		8:41	8	1:05	
18	F	MACRI Andrea	M	0	0	0	0	1	0	1	100.00	0	0	0	0	-4	5:15	4:27	7:23		17:05	14	1:13	
8	F	RADICE Roberto	M	0	0	0	0	0	0	0	0.00	0	0	0	0	-1	3:35	2:39	5:12		11:26	11	1:02	
62	F	DEPAOLI Christoph	M	0	0	0	0	0	0	0	0.00	0	0	0	0	-1	2:34	1:43	2:27		6:44	8	0:50	
69	D	CONDELLO Giuseppe	M	0	0	0	0	0	0	0	0.00	0	0	0	0	0	0:00	0:00	0:00		0:00	0	0:00	
1	GK	STILLITANO Santino	M	0	0	0	0					0	0	0	0									
15	GK	ARAUDO Gabriele	M	0	0	0	0					0	0	0	0									
<b>Total</b>				<b>0</b>	<b>0</b>	<b>0</b>	<b>10</b>	<b>22</b>	<b>19</b>	<b>3</b>	<b>53.66</b>	<b>5</b>	<b>2</b>	<b>2</b>	<b>9</b>									

Group B

R	Team	GP	W	OTW	OTL	L	GDF	GF:GA	PTS
1	USA	2	2	0	0	0	+7	8 : 1	6
2	RUS	2	1	0	1	0	+6	9 : 3	4
3	KOR	2	0	1	0	1	-2	3 : 5	2
4	ITA	2	0	0	0	2	-11	1 : 12	0

	ITA	KOR	RUS	USA
ITA	*****	TUE 11 MAR 09:30	0:7	1:5
KOR	TUE 11 MAR 09:30	*****	3:2	0:3
RUS	7:0	2:3	*****	TUE 11 MAR 16:30
USA	5:1	3:0	TUE 11 MAR 16:30	*****



**LEGEND**

<b>(G)</b> Goals in tournament	<b>*</b> does not count for Plus/minus	<b>+/-</b> Plus/minus net	<b>+A</b> Assistant captain
<b>+C</b> Captain	<b>A</b> Assists	<b>AVG</b> Average time on ice / shift	<b>D</b> Defence
<b>EQ</b> Equal strength	<b>ET/Res</b> Penalty end time/Result of game	<b>F</b> Forward	<b>FO-</b> Face-offs lost
<b>FO%</b> Face-offs won as percentage	<b>FO+</b> Face-offs won	<b>FO+/-</b> Face-offs net	<b>G</b> Goals
<b>GA</b> Goals against	<b>GDF</b> Goal difference	<b>Gen</b> Gender	<b>GF</b> Goals for
<b>GK</b> Goalkeeper	<b>GP</b> Games played	<b>L</b> Losses	<b>M</b> Male
<b>MIP</b> Minutes in play (GK)	<b>No</b> Jersey number	<b>OT</b> Overtime	<b>OTL</b> Overtime losses
<b>OTW</b> Overtime wins	<b>P</b> Points	<b>PIM</b> Penalties in minutes	<b>Pos</b> Position
<b>PP1</b> Power play - 1 player	<b>PPG</b> Power play goals	<b>PTS</b> Points	<b>R</b> Rank
<b>SHF</b> Number of shifts	<b>SHG</b> Shorthanded goals	<b>SOG</b> Shots on goal	<b>SVS</b> Saves
<b>TOT</b> Total	<b>TPP</b> Time on power play	<b>TS</b> Total shots	<b>W</b> Wins





Shot Chart

Таблица бросков

RUS - ITA

Shots by ITA

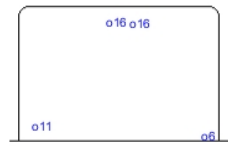
Goals (o): 0  
SSP (<): 0



GK 20 of RUS

Shots by RUS

Goals (o): 4  
SSP (<): 0



GK 1 of ITA

Shots by ITA

Goals (o): 0  
SSP (<): 0



GK 20 of RUS

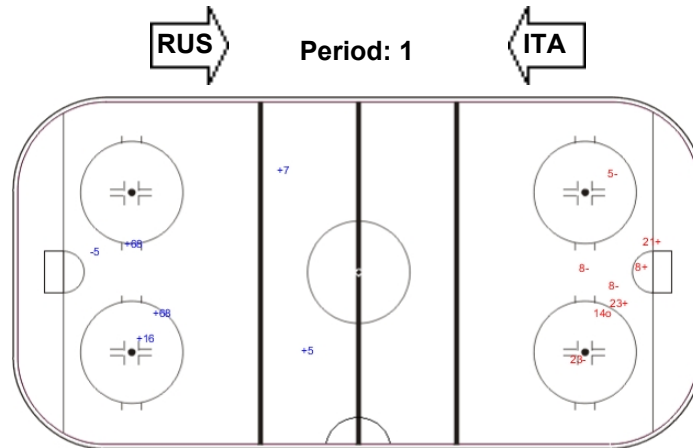
LEGEND

GK Goalkeeper

SPG Shots past goal

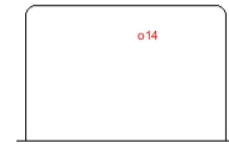
SSG Shots saved by goalkeeper

SSP Shots saved by player



Shots by RUS

Goals (o): 1  
SSP (>): 0



GK 1 of ITA

Shots by ITA

Goals (o): 0  
SSP (>): 0



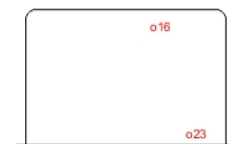
GK 20 of RUS

Shots by RUS

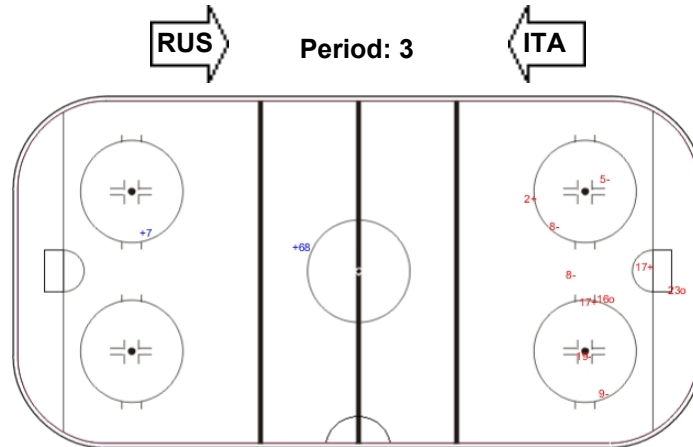
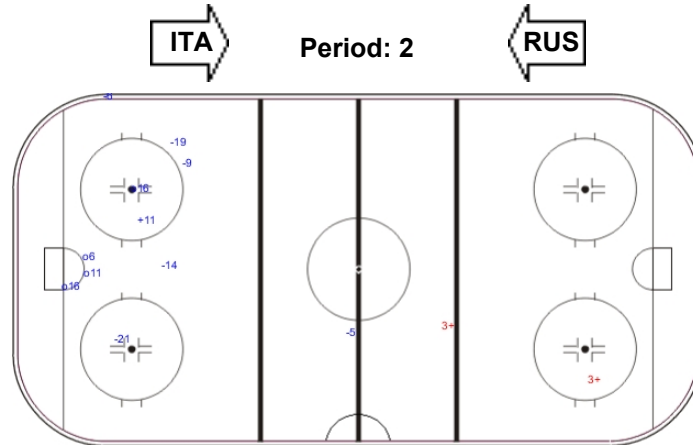
Goals (o): 2  
SSP (>): 0



GK 1 of ITA



GK 15 of ITA





## Face-off Chart

Таблица вбрасываний

### RUS - ITA

#### PERIOD 1

	RUS		ITA		RUS		ITA		Total wins all zones	
	Def. zone	Att. zone	Neutral zone	Neutral zone	Att. zone	Def. zone	Att. zone	Def. zone	RUS	ITA
	- 23	+ 5	- 23	+ 73	- 23	+ 68				
	- 11	+ 5	- 21	+ 5	+ 21	- 7				
	+ 16	- 73	+ 8	- 68						
	- 8	+ 5								
	+ 11	- 73								
	- 11	+ 5								
	+ 11	- 5								
	+ 21	- 5								
	- 8	+ 73								
Total wins / period	4 / 44%	5 / 56%	1 / 33%	2 / 67%	1 / 50%	1 / 50%			6 / 43%	8 / 57%

#### PERIOD 2

	RUS		ITA		RUS		ITA		Total wins all zones	
	Def. zone	Att. zone	Neutral zone	Neutral zone	Att. zone	Def. zone	Att. zone	Def. zone	RUS	ITA
	- 11	+ 5	+ 23	- 73	+ 23	- 73				
	- 16	+ 7	- 23	+ 73	- 16	+ 5				
	+ 23	- 68	+ 23	- 73	- 8	+ 68				
	+ 16	- 7	+ 11	- 5	- 23	+ 5				
	- 23	+ 5	+ 23	- 68						
			+ 11	- 5						
Total wins / period	2 / 40%	3 / 60%	5 / 83%	1 / 17%	1 / 25%	3 / 75%			8 / 53%	7 / 47%

#### PERIOD 3

	RUS		ITA		RUS		ITA		Total wins all zones	
	Def. zone	Att. zone	Neutral zone	Neutral zone	Att. zone	Def. zone	Att. zone	Def. zone	RUS	ITA
	+ 8	- 5	+ 11	- 5	- 23	+ 73				
	+ 11	- 7	- 14	+ 5	- 23	+ 73				
	- 11	+ 7	- 14	+ 5	- 23	+ 68				
	+ 23	- 7	+ 14	- 5	- 23	+ 18				
Total wins / period	3 / 75%	1 / 25%	2 / 50%	2 / 50%	0 / 0%	4 / 100%			5 / 42%	7 / 58%

#### TOTAL

	RUS		ITA		RUS		ITA		Total wins all zones	
	Def. zone	Att. zone	Neutral zone	Neutral zone	Att. zone	Def. zone	Att. zone	Def. zone	RUS	ITA
Total wins / game	9 / 50%	9 / 50%	8 / 62%	5 / 38%	2 / 20%	8 / 80%			19 / 46%	22 / 54%



HEAD TO HEAD

		ITA									
No.	5	7	18	68	73	Tot	wins RUS	Dz	Nz	Az	
RUS	8	1 - 1			1 - 1	0 - 1	5	2 40%	1 33%	1 100%	0 0%
	11	4 - 3	1 - 1			1 - 0	10	6 60%	3 43%	3 100%	
	14	1 - 2					3	1 33%		1 33%	
	16	0 - 1	1 - 1			1 - 0	4	2 50%	2 67%		0 0%
	21	1 - 1	1 - 0				3	2 67%	1 100%	0 0%	1 100%
	23	0 - 3	1 - 0	0 - 1	2 - 2	3 - 4	16	6 38%	2 50%	3 60%	1 14%
<b>Tot</b>	18	6	1	6	10	41	19 46%	9 50%	8 62%	2 20%	
<b>wins ITA</b>	11 61%	2 33%	1 100%	3 50%	5 50%	22 54%					
<b>Dz</b>	2 100%	0 0%	1 100%	3 100%	2 67%	8 80%					
<b>Nz</b>	3 43%			0 0%	2 50%	5 38%					
<b>Az</b>	6 67%	2 40%		0 0%	1 33%	9 50%					

LEGEND

**Az** Attacking zone      **Dz** Defending zone      **Nz** Neutral zone      **Tot** Total face-offs played



## Line-Ups

Составы

REVISED

14 MAR 14:08

## KOR - ITA

## Referee(s)

BOESE Paul (CAN)

## Goalkeepers

Team: KOR

No	Name	Gen
31	YU Man-Gyun	M
74	CHUNG Young-Hoon	M

## Team Line-ups

Team: KOR (red)

No	Pos	Name	Gen
28	D	LEE Jong-Kyung +C	M
68	D	HAN Min-Su	M
90	D	PARK Woo-Chul	M
14	F	JUNG Seung-Hwan	M
27	F	CHO Byeong-Seok	M
10	D	CHO Young-Jae	M
20	D	JANG Dong-Shin +A	M
88	D	PARK Sang-Hyeon	M
26	F	KIM Dea-Jung	M
55	F	JANG Jong-Ho +A	M
4	D	SA Sung-Keun	M
12	F	KIM Young-Sung	M
39	F	LEE Young-Min	M

Head Coach: KIM Ik-Hwan

## NOT DRESSED:

11	F	CHOI Bae-Suk	M
21	F	LEE Ju-Seung	M

## Linesmen

KLOCHKOV Dmitriy (RUS) , NYBERGET Espen (NOR)

Team: ITA

No	Name	Gen
15	ARAUDO Gabriele	M
1	STILLITANO Santino	M

Team: ITA (white)

No	Pos	Name	Gen
3	D	ROSA Gianluigi	M
5	F	PLANKER Florian +A	M
7	F	WINKLER Werner	M
8	F	RADICE Roberto	M
16	F	CHIAROTTI Andrea +C	M
6	D	CAVALIERE Gianluca +A	M
14	D	BALOSSETTI Bruno	M
18	F	MACRI Andrea	M
68	F	CORVINO Valerio	M
73	F	LEPERDI Gregory Brian Alexis	M
69	D	CONDELLO Giuseppe	M
11	F	LARCH Nils	M
62	F	DEPAOLI Christoph	M

Head Coach: da RIN Massimo

## NOT DRESSED:

88	F	KANESTRIN Rupert	M
----	---	------------------	---

## LEGEND

<b>D</b>	Defence	<b>F</b>	Forward	<b>Gen</b>	Gender	<b>M</b>	Male
<b>No</b>	Jersey number	<b>Pos</b>	Position	<b>+A</b>	Assistant captain	<b>+C</b>	Captain

STELLA Igor (Italy) has been disqualified starting from 4 MAR 2014 from the Ice Sledge Hockey Tournament based on the decision of the IPC Anti Doping Commission, from 13 MAR 2014.



TUE 11 MAR 2014

Start Time 09:30 / End Time 11:20

## Game Summary

Общая игровая статистика

### KOR - ITA 1 - 2 (0 - 1, 0 - 0, 1 - 1)

Spectators	Referee(s)	Linesmen
3889	BOESE Paul (CAN)	KLOCHKOV Dmitriy (RUS), NYBERGET Espen (NOR)

#### Team Statistics

Period	Score	SVS	SOG	PIM	TPP	PPG	SHG
1	0 : 1	2 : 4	4 : 3	0 : 2	01:59 : 00:00	0 : 0	0 : 0
2	0 : 0	5 : 3	3 : 5	0 : 2	02:01 : 00:00	0 : 0	0 : 0
3	1 : 1	4 : 2	3 : 5	2 : 0	00:00 : 02:00	0 : 0	0 : 0
<b>Total</b>	<b>1 : 2</b>	<b>11 : 9</b>	<b>10 : 13</b>	<b>2 : 4</b>	<b>04:00 : 02:00</b>	<b>0 : 0</b>	<b>0 : 0</b>

#### 1st Period

Action	Time	ET/Res	Team	Type	No	Name	(G)	Name of Assistant(s) / Action Description
GK	00:00		KOR		31	YU MG		- Goalkeeper in
GK	00:00		ITA		15	ARAUDO G		- Goalkeeper in
<b>Goal</b>	<b>09:55</b>	<b>0 : 1</b>	<b>ITA</b>	<b>EQ</b>	<b>18</b>	<b>MACRI A</b>	(1)	73 LEPERDI GBA On Ice KOR 31 10 12 14 20 55 ITA 15 3 8 18 68 73
Penalty	13:01	15:01	ITA	2 min.	18	MACRI A		- Roughing

#### 2nd Period

Action	Time	ET/Res	Team	Type	No	Name	(G)	Name of Assistant(s) / Action Description
Penalty	20:30	22:30	ITA	2 min.	18	MACRI A		- Holding an opponent

#### 3rd Period

Action	Time	ET/Res	Team	Type	No	Name	(G)	Name of Assistant(s) / Action Description
<b>Goal</b>	<b>35:06</b>	<b>1 : 1</b>	<b>KOR</b>	<b>EQ</b>	<b>14</b>	<b>JUNG SH</b>	(1)	On Ice KOR 31 10 14 27 28 90 ITA 15 6 14 18 68 73
<b>Goal</b>	<b>35:53</b>	<b>1 : 2</b>	<b>ITA</b>	<b>EQ</b>	<b>5</b>	<b>PLANKER F</b>	(2)	On Ice KOR 31 10 12 20 55 88 ITA 15 3 5 7 8 16
Penalty	38:15	40:15	KOR	2 min.	12	KIM YS		- Teeing
Time-out	43:27		KOR					
GK	43:27		KOR					31 YU MG - Goalkeeper out
GK	44:21		KOR		31	YU MG		- Goalkeeper in
GK	45:00		KOR					31 YU MG - Goalkeeper out
GK	45:00		ITA					15 ARAUDO G - Goalkeeper out

#### Goalkeeper Records

Team : KOR - Korea

No	Name	SOG	SVS	MIP
31	YU Man-Gyun	13	11	44:06
74	CHUNG Young-Hoon			

Team : ITA - Italy

No	Name	SOG	SVS	MIP
15	ARAUDO Gabriele	10	9	45:00
1	STILLITANO Santino			

#### Game Statistics

Team : KOR (red)																								
Head Coach : KIM Ik-Hwan										Shots on Goal			Time on Ice											
No	Pos	Name	Gen	G	A	P	PIM	FO+	FO-	FO+/-	FO%	1	2	3	OT	TS	+/-	1	2	3	OT	TOT	SHF	AVG
14	F	JUNG Seung-Hwan	M	1	0	1	0	0	0	0	0.00	1	1	1		3	0	9:49	7:06	10:24		27:19	19	1:26
27	F	CHO Byeong-Seok	M	0	0	0	0	0	0	0	0.00	0	0	0		0	+1	8:17	6:36	5:23		20:16	18	1:07
28	D	LEE Jong-Kyung +C	M	0	0	0	0	18	7	11	72.00	0	0	0		0	+1	8:18	7:22	9:53		25:33	19	1:20
68	D	HAN Min-Su	M	0	0	0	0	0	0	0	0.00	1	0	0		1	0	7:40	7:41	9:08		24:29	18	1:21
90	D	PARK Woo-Chul	M	0	0	0	0	0	0	0	0.00	0	2	1		3	+1	7:57	7:42	9:32		25:11	18	1:23
10	D	CHO Young-Jae	M	0	0	0	0	0	0	0	0.00	2	0	0		2	-1	7:24	7:18	8:46		23:28	17	1:22
20	D	JANG Dong-Shin +A	M	0	0	0	0	0	0	0	0.00	0	0	0		0	-2	6:50	7:16	5:43		19:49	17	1:09
26	F	KIM Dea-Jung	M	0	0	0	0	0	0	0	0.00	0	0	0		0	0	3:04	2:35	1:41		7:20	6	1:13
55	F	JANG Jong-Ho +A	M	0	0	0	0	0	0	0	0.00	0	0	1		1	-2	3:39	7:08	2:04		12:51	12	1:04
88	D	PARK Sang-Hyeon	M	0	0	0	0	9	5	4	64.29	0	0	0		0	-1	6:31	7:53	6:53		21:17	18	1:10



TUE 11 MAR 2014  
Start Time 09:30 / End Time 11:20

Preliminary round - Group B, Game 9  
Предварительный раунд - Группа В, Матч 9

Head Coach : KIM Ik-Hwan										Shots on Goal					Time on Ice									
No	Pos	Name	Gen	G	A	P	PIM	FO+	FO-FO+/-	FO%	1	2	3	OT	TS	+/-	1	2	3	OT	TOT	SHF	AVG	
4	D	SA Sung-Keun	M	0	0	0	0	0	0	0.00	0	0	0	0	0	0	2:14	6:11	0:00		8:25	8	1:03	
12	F	KIM Young-Sung	M	0	0	0	2	0	0	0.00	0	0	0	0	0	-2	2:52	0:00	4:14		7:06	7	1:00	
39	F	LEE Young-Min	M	0	0	0	0	0	0	0.00	0	0	0	0	0	0	0:00	0:00	0:00		0:00	0	0:00	
31	GK	YU Man-Gyun	M	0	0	0	0				0	0	0	0	0									
74	GK	CHUNG Young-Hoon	M	0	0	0	0				0	0	0	0	0									
<b>Total</b>				<b>1</b>	<b>0</b>	<b>1</b>	<b>2</b>	<b>27</b>	<b>12</b>	<b>15</b>	<b>69.23</b>	<b>4</b>	<b>3</b>	<b>3</b>	<b>10</b>									

Team : ITA (white)																								
Head Coach : da RIN Massimo										Shots on Goal					Time on Ice									
No	Pos	Name	Gen	G	A	P	PIM	FO+	FO-FO+/-	FO%	1	2	3	OT	TS	+/-	1	2	3	OT	TOT	SHF	AVG	
3	D	ROSA Gianluigi	M	0	0	0	0	0	0	0.00	0	1	1	2	+2	9:16	9:34	11:27		30:17	14	2:09		
5	F	PLANKER Florian +A	M	1	0	1	0	6	12	-6	33.33	2	1	1	4	+1	8:54	7:34	9:09		25:37	16	1:36	
7	F	WINKLER Werner	M	0	0	0	0	1	3	-2	25.00	0	1	0	1	+1	8:42	6:18	9:28		24:28	15	1:37	
8	F	RADICE Roberto	M	0	0	0	0	0	0	0.00	0	0	0	0	0	+2	6:59	5:33	6:28		19:00	14	1:21	
16	F	CHIAROTTI Andrea +C	M	0	1	1	0	0	0	0.00	0	0	0	0	0	+1	6:47	5:01	4:50		16:38	13	1:16	
6	D	CAVALIERE Gianluca +A	M	0	0	0	0	0	0	0.00	0	0	0	0	-1	8:17	9:26	8:33		26:16	15	1:45		
14	D	BALOSSETTI Bruno	M	0	0	0	0	0	0	0.00	0	0	1	1	-1	5:36	5:27	3:36		14:39	11	1:19		
18	F	MACRI Andrea	M	1	0	1	4	3	6	-3	33.33	1	1	0	2	0	5:29	6:52	8:46		21:07	14	1:30	
68	F	CORVINO Valerio	M	0	0	0	0	0	2	-2	0.00	0	0	2	2	0	5:30	7:55	5:35		19:00	14	1:21	
73	F	LEPERDI Gregory Brian Alexis	M	0	1	1	0	2	4	-2	33.33	0	1	0	1	0	6:16	6:55	7:15		20:26	15	1:21	
11	F	LARCH Nils	M	0	0	0	0	0	0	0.00	0	0	0	0	0	0	0:42	0:20	0:00		1:02	2	0:31	
62	F	DEPAOLI Christoph	M	0	0	0	0	0	0	0.00	0	0	0	0	0	0	0:45	2:02	0:04		2:51	4	0:42	
69	D	CONDELLO Giuseppe	M	0	0	0	0	0	0	0.00	0	0	0	0	0	0	0:00	0:00	0:00		0:00	0	0:00	
1	GK	STILLITANO Santino	M	0	0	0	0				0	0	0	0	0									
15	GK	ARAUDO Gabriele	M	0	0	0	0				0	0	0	0	0									
<b>Total</b>				<b>2</b>	<b>2</b>	<b>4</b>	<b>4</b>	<b>12</b>	<b>27</b>	<b>-15</b>	<b>30.77</b>	<b>3</b>	<b>5</b>	<b>5</b>	<b>13</b>									

Group B

R	Team	GP	W	OTW	OTL	L	GDF	GF : GA	PTS
1	USA	2	2	0	0	0	+7	8 : 1	6
2	RUS	2	1	0	1	0	+6	9 : 3	4
3	ITA	3	1	0	0	2	-10	3 : 13	3
4	KOR	3	0	1	0	2	-3	4 : 7	2

	ITA	KOR	RUS	USA
ITA	*****	2:1	0:7	1:5
KOR	1:2	*****	3:2	0:3
RUS	7:0	2:3	*****	TUE 11 MAR 16:30
USA	5:1	3:0	TUE 11 MAR 16:30	*****

LEGEND			
<b>(G)</b>	Goals in tournament	<b>+/-</b>	Plus/minus net
<b>A</b>	Assists	<b>AVG</b>	Average time on ice / shift
<b>ET/Res</b>	Penalty end time/Result of game	<b>F</b>	Forward
<b>FO+</b>	Face-offs won	<b>FO+/-</b>	Face-offs net
<b>GDF</b>	Goal difference	<b>Gen</b>	Gender
<b>GP</b>	Games played	<b>L</b>	Losses
<b>No</b>	Jersey number	<b>OT</b>	Overtime
<b>P</b>	Points	<b>PIM</b>	Penalties in minutes
<b>PTS</b>	Points	<b>R</b>	Rank
<b>SOG</b>	Shots on goal	<b>SVS</b>	Saves
<b>TS</b>	Total shots	<b>W</b>	Wins
		<b>+A</b>	Assistant captain
		<b>D</b>	Defence
		<b>FO-</b>	Face-offs lost
		<b>G</b>	Goals
		<b>GF</b>	Goals for
		<b>M</b>	Male
		<b>OTL</b>	Overtime losses
		<b>Pos</b>	Position
		<b>SHF</b>	Number of shifts
		<b>TOT</b>	Total
		<b>+C</b>	Captain
		<b>EQ</b>	Equal strength
		<b>FO%</b>	Face-offs won as percentage
		<b>GA</b>	Goals against
		<b>GK</b>	Goalkeeper
		<b>MIP</b>	Minutes in play (GK)
		<b>OTW</b>	Overtime wins
		<b>PPG</b>	Power play goals
		<b>SHG</b>	Shorthanded goals
		<b>TPP</b>	Time on power play



TUE 11 MAR 2014  
Start Time 09:30

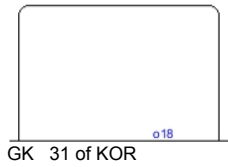
Preliminary round - Group B, Game 9  
Предварительный раунд - Группа B, Матч 9

Shot Chart  
Таблица бросков

KOR - ITA

Shots by ITA  
Goals (o): 1  
SSP (<): 0

SSG (+): 2  
SPG (-): 0



GK 31 of KOR

Shots by KOR  
Goals (o): 0  
SSP (>): 0


SSG (+): 3  
SPG (-): 3



GK 15 of ITA

Shots by ITA  
Goals (o): 1  
SSP (<): 0

SSG (+): 4  
SPG (-): 2



GK 31 of KOR

Shots by KOR  
Goals (o): 0  
SSP (>): 0

SSG (+): 4  
SPG (-): 3



GK 15 of ITA

Shots by ITA  
Goals (o): 0  
SSP (>): 0

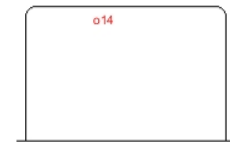
SSG (+): 5  
SPG (-): 1



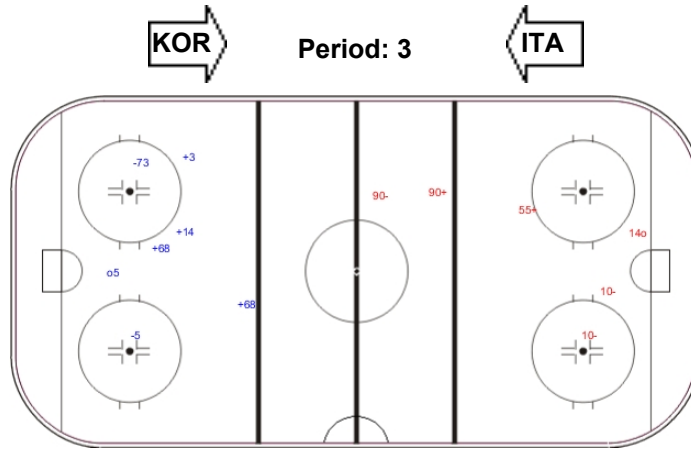
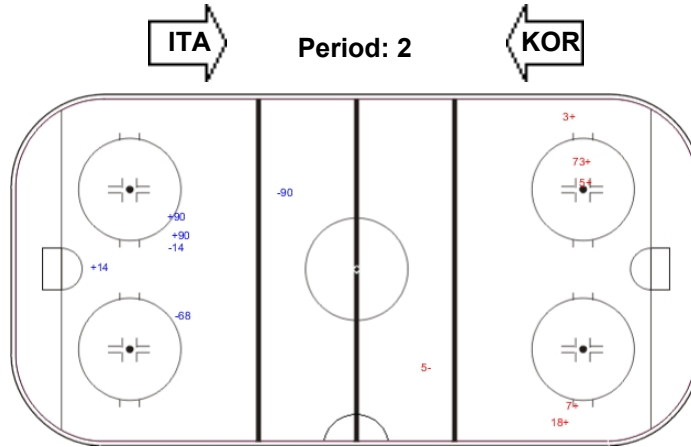
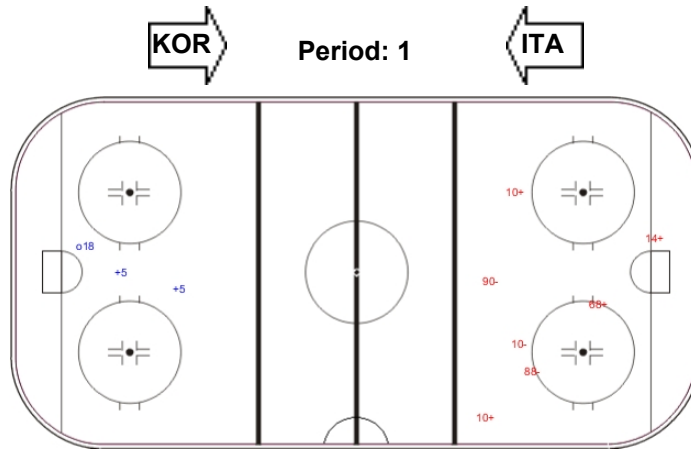
GK 31 of KOR

Shots by KOR  
Goals (o): 1  
SSP (>): 0

SSG (+): 2  
SPG (-): 3



GK 15 of ITA



LEGEND

GK Goalkeeper    SPG Shots past goal    SSG Shots saved by goalkeeper    SSP Shots saved by player



TUE 11 MAR 2014

Start Time 09:30

Preliminary round - Group B, Game 9

Предварительный раунд - Группа B, Матч 9

## Face-off Chart

Таблица вбрасываний

### KOR - ITA

#### PERIOD 1

	KOR		ITA		KOR		ITA		Total wins all zones
	Def. zone	Att. zone	Neutral zone		Att. zone	Def. zone			
	+ 28	- 5	- 28	+ 5	- 28	+ 5	+ 88	- 5	
			+ 28	- 5	+ 28	- 73	+ 88	- 18	
					- 88	+ 18	+ 28	- 5	
Total wins / period	1 / 100%	0 / 0%	1 / 50%	1 / 50%	4 / 67%	2 / 33%	6 / 67%	3 / 33%	

#### PERIOD 2

	KOR		ITA		KOR		ITA		Total wins all zones
	Def. zone	Att. zone	Neutral zone		Att. zone	Def. zone			
	- 88	+ 5	+ 28	- 73	+ 28	- 18	+ 28	- 68	
	+ 28	- 73	+ 88	- 5	+ 88	- 5	+ 28	- 73	
	+ 28	- 68	- 28	+ 5	+ 88	- 5	+ 28	- 18	
	+ 88	- 18	- 88	+ 73	+ 88	- 5	+ 28	- 7	
			+ 88	- 5	+ 28	- 18	+ 28	- 18	
					- 28	+ 18			
Total wins / period	3 / 75%	1 / 25%	3 / 60%	2 / 40%	8 / 89%	1 / 11%	14 / 78%	4 / 22%	

#### PERIOD 3

	KOR		ITA		KOR		ITA		Total wins all zones
	Def. zone	Att. zone	Neutral zone		Att. zone	Def. zone			
	- 28	+ 5	+ 28	- 5	- 88	+ 5	+ 28	- 5	
	- 28	+ 73	+ 88	- 5	+ 28	- 7	+ 88	- 7	
	- 28	+ 18	+ 28	- 18	- 88	+ 7			
	+ 28	- 7							
	+ 28	- 5							
Total wins / period	2 / 40%	3 / 60%	3 / 100%	0 / 0%	2 / 50%	2 / 50%	7 / 58%	5 / 42%	

#### TOTAL

	KOR		ITA		KOR		ITA		Total wins all zones
	Def. zone	Att. zone	Neutral zone		Att. zone	Def. zone			
Total wins / game	6 / 60%	4 / 40%	7 / 70%	3 / 30%	14 / 74%	5 / 26%	27 / 69%	12 / 31%	





TUE 11 MAR 2014  
Start Time 09:30

HEAD TO HEAD

		ITA									
No.	5	7	18	68	73	Tot	wins KOR	Dz	Nz	Az	
KOR	28	6 - 4	2 - 0	4 - 2	2 - 0	4 - 1	25	18 72%	5 63%	4 67%	9 82%
	88	6 - 2	1 - 1	2 - 1		0 - 1	14	9 64%	1 50%	3 75%	5 63%
<b>Tot</b>		18	4	9	2	6	39	27 69%	6 60%	7 70%	14 74%
<b>wins ITA</b>		6 33%	1 25%	3 33%	0 0%	2 33%	12 31%				
<b>Dz</b>		2 29%	1 33%	2 33%	0 0%	0 0%	5 26%				
<b>Nz</b>		2 29%		0 0%		1 50%	3 30%				
<b>Az</b>		2 50%	0 0%	1 50%	0 0%	1 50%	4 40%				

LEGEND

**Az** Attacking zone      **Dz** Defending zone      **Nz** Neutral zone      **Tot** Total face-offs played



TUE 11 MAR 2014

Start Time 13:00

## Line-Ups

Составы

## NOR - SWE

## Referee(s)

VANEK Jan (CZE)

## Linesmen

CHAE Young-Jin (KOR) , CLARK Matthew (CAN)

## Goalkeepers

## Team: NOR

No	Name	Gen
2	BUEN Kristian	M
18	HAMAR Kjell Christian	M

## Team Line-ups

## Team: NOR (red)

No	Pos	Name	Gen
3	D	PEDERSEN Rolf Einar	M
7	D	HAGEN Eskil	M
23	D	KLAKEGG Jan Roger +C	M
17	F	SOLBERG Loyd-Remi Pallander +A	M
22	F	BAKKE Audun	M
16	D	NORDSTOGA Knut Andre	M
9	F	VAERNES Morten +A	M
12	F	BOGLE Magnus	M
15	F	SORHEIM Emil	M
20	F	HAMRE Martin	M
6	F	KIRSTISTUEN Emil	M
10	F	RIVERA Tor Joakim	M
21	F	AUSTEVOLL Ole Bjarte	M

Head Coach: HAGLUND Morten

## NOT DRESSED:

8 F SVEE Stig Tore M

## Team: SWE

No	Name	Gen
5	NILSSON Ulf	M
14	JONSSON Kenth	M

## Team: SWE (yellow)

No	Pos	Name	Gen
3	D	INGVARSSON Niklas +A	M
11	D	LUNDGREN Rasmus	M
21	D	HOLM Marcus +A	M
8	F	KASPERI Per	M
20	F	RAKOS Niklas	M
15	D	HEDBERG Christian	M
4	F	OLSSON Stefan	M
18	F	OJALA Peter +C	M
19	F	FROM Gunnar	M

Head Coach: LUNDGREN Jorgen

## NOT DRESSED:

2 F SILVSTRAND OLSSON Axel Filip M  
 6 F ANDERSON Aron M  
 7 D WISTRAND Anders M

## LEGEND

<b>D</b>	Defence	<b>F</b>	Forward	<b>Gen</b>	Gender	<b>M</b>	Male
<b>No</b>	Jersey number	<b>Pos</b>	Position	<b>+A</b>	Assistant captain	<b>+C</b>	Captain



TUE 11 MAR 2014  
Start Time 13:00 / End Time 14:54

Preliminary round - Group A, Game 10  
Предварительный раунд - Группа А, Матч 10

## Game Summary

Общая игровая статистика

**NOR - SWE 2 - 0 (0 - 0 , 1 - 0 , 1 - 0)**

Spectators	Referee(s)	Linesmen
4359	VANEK Jan (CZE)	CHAE Young-Jin (KOR) , CLARK Matthew (CAN)

### Team Statistics

Period	Score	SVS	SOG	PIM	TPP	PPG	SHG
1	0 : 0	2 : 4	4 : 2	0 : 2	02:00 : 00:00	0 : 0	0 : 0
2	1 : 0	2 : 2	3 : 2	0 : 0	00:00 : 00:00	0 : 0	0 : 0
3	1 : 0	3 : 3	4 : 3	4 : 4	02:00 : 02:00	0 : 0	0 : 0
<b>Total</b>	<b>2 : 0</b>	<b>7 : 9</b>	<b>11 : 7</b>	<b>4 : 6</b>	<b>04:00 : 02:00</b>	<b>0 : 0</b>	<b>0 : 0</b>

### 1st Period

Action	Time	ET/Res	Team	Type	No	Name	(G)	Name of Assistant(s) / Action Description
GK	00:00		SWE		5	NILSSON U		- Goalkeeper in
GK	00:00		NOR		2	BUEN K		- Goalkeeper in
Penalty	07:38	09:38	SWE	2 min.	8	KASPERI P		- Hooking

### 2nd Period

Action	Time	ET/Res	Team	Type	No	Name	(G)	Name of Assistant(s) / Action Description
<b>Goal</b>	<b>20:40</b>	<b>1 : 0</b>	<b>NOR</b>	<b>EQ</b>	<b>12</b>	<b>BOGLE M</b>	(1)	17 SOLBERG LRP On Ice NOR 2 7 12 17 22 23 SWE 5 3 8 11 18 21
GK	27:04		NOR		18	HAMAR KC		- Goalkeeper in 2 BUEN K - Goalkeeper out
GK	29:11		NOR		2	BUEN K		- Goalkeeper in 18 HAMAR KC - Goalkeeper out

### 3rd Period

Action	Time	ET/Res	Team	Type	No	Name	(G)	Name of Assistant(s) / Action Description
<b>Goal</b>	<b>34:35</b>	<b>2 : 0</b>	<b>NOR</b>	<b>EQ</b>	<b>22</b>	<b>BAKKE A</b>	(2)	3 PEDERSEN RE On Ice NOR 2 3 7 17 22 23 17 SOLBERG LRP SWE 5 3 8 11 18 21
Time-out	34:35		SWE					
Penalty	37:18	39:18	NOR	2 min.	17	SOLBERG LRP		- Hooking
Penalty	37:37	39:37	NOR	2 min.	20	HAMRE M		- Falling on the Puck by the Player / Goalkeeper
Penalty	38:22	40:22	SWE	2 min.	8	KASPERI P		- Hooking
Penalty	39:21	41:21	SWE	2 min.	20	RAKOS N		- Interference
Time-out	39:21		NOR					
GK	45:00		NOR					2 BUEN K - Goalkeeper out
GK	45:00		SWE					5 NILSSON U - Goalkeeper out

### Goalkeeper Records

Team : NOR - Norway

No	Name	SOG	SVS	MIP
2	BUEN Kristian	7	7	42:53
18	HAMAR Kjell Christian	0	0	02:07

Team : SWE - Sweden

No	Name	SOG	SVS	MIP
5	NILSSON Ulf	11	9	45:00
14	JONSSON Kenth			

### Game Statistics

Team : NOR (red)

Head Coach :		Shots on Goal											Time on Ice											
No	Pos	Name	Gen	G	A	P	PIM	FO+	FO-	FO+/-	FO%	1	2	3	OT	TS	+/-	1	2	3	OT	TOT	SHF	AVG
3	D	PEDERSEN Rolf Einar	M	0	1	1	0	11	7	4	61.11	3	0	1		4	+1	8:35	6:39	10:31		25:45	20	1:17
7	D	HAGEN Eskil	M	0	0	0	0	0	0	0	0.00	0	1	0		1	+2	9:22	8:03	9:33		26:58	21	1:17
17	F	SOLBERG Loyd-Remi Pallander +A	M	0	2	2	2	0	1	-1	0.00	0	0	1		1	+2	8:55	7:15	7:40		23:50	17	1:24
22	F	BAKKE Audun	M	1	0	1	0	0	3	-3	0.00	0	0	2		2	+2	8:09	7:53	9:30		25:32	19	1:20
23	D	KLAKKEGG Jan Roger +C	M	0	0	0	0	0	0	0	0.00	1	0	0		1	+2	8:12	8:28	7:12		23:52	21	1:08
9	F	VAERNES Morten +A	M	0	0	0	0	0	1	-1	0.00	0	0	0		0	0	5:24	7:14	6:00		18:38	21	0:53
12	F	BOGLE Magnus	M	1	0	1	0	2	10	-8	16.67	0	2	0		2	+1	7:25	4:51	3:17		15:33	15	1:02
15	F	SORHEIM Emil	M	0	0	0	0	2	2	0	50.00	0	0	0		0	0	5:19	5:34	0:57		11:50	8	1:28



TUE 11 MAR 2014  
Start Time 13:00 / End Time 14:54

Preliminary round - Group A, Game 10  
Предварительный раунд - Группа А, Матч 10

Head Coach : HAGLUND Morten											Shots on Goal				Time on Ice									
No	Pos	Name	Gen	G	A	P	PIM	FO+	FO-	FO+/-	FO%	1	2	3	OT	TS	+/-	1	2	3	OT	TOT	SHF	AVG
16	D	NORDSTOGA Knut Andre	M	0	0	0	0	0	0	0	0.00	0	0	0	0	0	0	5:32	6:00	5:26		16:58	18	0:56
20	F	HAMRE Martin	M	0	0	0	2	0	0	0	0.00	0	0	0	0	0	0	3:37	5:35	3:34		12:46	15	0:51
6	F	KIRSTISTUEN Emil	M	0	0	0	0	0	0	0	0.00	0	0	0	0	0	0	0:00	0:00	0:37		0:37	1	0:37
10	F	RIVERA Tor Joakim	M	0	0	0	0	0	0	0	0.00	0	0	0	0	0	0	2:34	2:09	2:04		6:47	6	1:07
21	F	AUSTEVOLL Ole Bjarte	M	0	0	0	0	0	0	0	0.00	0	0	0	0	0	0	1:22	4:51	4:13		10:26	10	1:02
2	GK	BUEN Kristian	M	0	0	0	0					0	0	0	0	0								
18	GK	HAMAR Kjell Christian	M	0	0	0	0					0	0	0	0	0								
<b>Total</b>				<b>2</b>	<b>3</b>	<b>5</b>	<b>4</b>	<b>15</b>	<b>24</b>	<b>-9</b>	<b>38.46</b>	<b>4</b>	<b>3</b>	<b>4</b>		<b>11</b>								

Team : SWE (yellow)

Head Coach : LUNDGREN Jorgen											Shots on Goal				Time on Ice										
No	Pos	Name	Gen	G	A	P	PIM	FO+	FO-	FO+/-	FO%	1	2	3	OT	TS	+/-	1	2	3	OT	TOT	SHF	AVG	
3	D	INGVARSSON Niklas +A	M	0	0	0	0	19	3	16	86.36	0	0	0	0	0	-2	13:59	14:38	15:00		43:37	6	7:16	
8	F	KASPERI Per	M	0	0	0	4	0	0	0	0.00	0	2	2	4	4	-2	12:52	15:00	12:46		40:38	5	8:07	
11	D	LUNDGREN Rasmus	M	0	0	0	0	0	0	0	0.00	0	0	0	0	0	-2	15:00	15:00	15:00		45:00	3	15:00	
20	F	RAKOS Niklas	M	0	0	0	2	0	0	0	0.00	2	0	0	2	2	0	9:08	11:37	11:18		32:03	9	3:33	
21	D	HOLM Marcus +A	M	0	0	0	0	5	10	-5	33.33	0	0	1	1	1	-2	15:00	15:00	15:00		45:00	3	15:00	
4	F	OLSSON Stefan	M	0	0	0	0	0	0	0	0.00	0	0	0	0	0	0	0:00	0:00	0:00		0:00	0	0:00	
15	D	HEDBERG Christian	M	0	0	0	0	0	2	-2	0.00	0	0	0	0	0	0	1:01	0:21	0:00		1:22	3	0:27	
18	F	OJALA Peter +C	M	0	0	0	0	0	0	0	0.00	0	0	0	0	0	-2	5:57	3:22	1:41		11:00	6	1:50	
19	F	FROM Gunnar	M	0	0	0	0	0	0	0	0.00	0	0	0	0	0	0	0:00	0:00	0:00		0:00	0	0:00	
5	GK	NILSSON Ulf	M	0	0	0	0					0	0	0	0	0									
14	GK	JONSSON Kenth	M	0	0	0	0					0	0	0	0	0									
<b>Total</b>				<b>0</b>	<b>0</b>	<b>0</b>	<b>6</b>	<b>24</b>	<b>15</b>	<b>9</b>	<b>61.54</b>	<b>2</b>	<b>2</b>	<b>3</b>		<b>7</b>									

Group A

R	Team	GP	W	OTW	OTL	L	GDF	GF : GA	PTS
1	CAN	2	2	0	0	0	+13	14 : 1	6
2	NOR	3	1	1	0	1	-1	4 : 5	5
3	CZE	2	0	1	1	0	0	3 : 3	3
4	SWE	3	0	0	1	2	-12	2 : 14	1

	CAN	CZE	NOR	SWE
CAN	*****	TUE 11 MAR 20:00	4:0	10:1
CZE	TUE 11 MAR 20:00	*****	1:2	2:1
NOR	0:4	2:1	*****	2:0
SWE	1:10	1:2	0:2	*****

LEGEND

<b>(G)</b> Goals in tournament	<b>+/-</b> Plus/minus net	<b>+A</b> Assistant captain	<b>+C</b> Captain
<b>A</b> Assists	<b>AVG</b> Average time on ice / shift	<b>D</b> Defence	<b>EQ</b> Equal strength
<b>ET/Res</b> Penalty end time/Result of game	<b>F</b> Forward	<b>FO-</b> Face-offs lost	<b>FO%</b> Face-offs won as percentage
<b>FO+</b> Face-offs won	<b>FO+/-</b> Face-offs net	<b>G</b> Goals	<b>GA</b> Goals against
<b>GDF</b> Goal difference	<b>Gen</b> Gender	<b>GF</b> Goals for	<b>GK</b> Goalkeeper
<b>GP</b> Games played	<b>L</b> Losses	<b>M</b> Male	<b>MIP</b> Minutes in play (GK)
<b>No</b> Jersey number	<b>OT</b> Overtime	<b>OTL</b> Overtime losses	<b>OTW</b> Overtime wins
<b>P</b> Points	<b>PIM</b> Penalties in minutes	<b>Pos</b> Position	<b>PPG</b> Power play goals
<b>PTS</b> Points	<b>R</b> Rank	<b>SHF</b> Number of shifts	<b>SHG</b> Shorthanded goals
<b>SOG</b> Shots on goal	<b>SVS</b> Saves	<b>TOT</b> Total	<b>TPP</b> Time on power play
<b>TS</b> Total shots	<b>W</b> Wins		



TUE 11 MAR 2014  
Start Time 13:00

Preliminary round - Group A, Game 10  
Предварительный раунд - Группа А, Матч 10

Shot Chart  
Таблица бросков

NOR - SWE

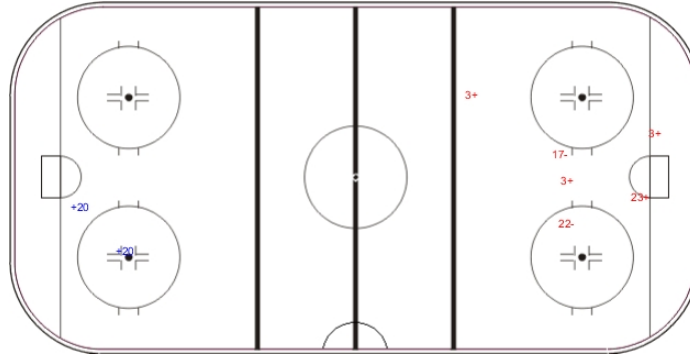
Shots by SWE

Goals (o): 0 SSG (+): 2  
SSP (<): 0 SPG (-): 0



GK 2 of NOR

NOR → Period: 1 ← SWE



Shots by NOR

Goals (o): 0 SSG (+): 4  
SSP (>): 0 SPG (-): 2



GK 5 of SWE

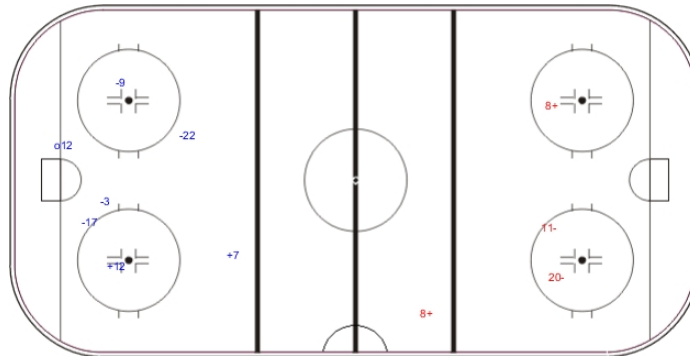
Shots by NOR

Goals (o): 1 SSG (+): 2  
SSP (<): 0 SPG (-): 4



GK 5 of SWE

SWE → Period: 2 ← NOR



Shots by SWE

Goals (o): 0 SSG (+): 2  
SSP (>): 0 SPG (-): 2



GK 18 of NOR



GK 2 of NOR

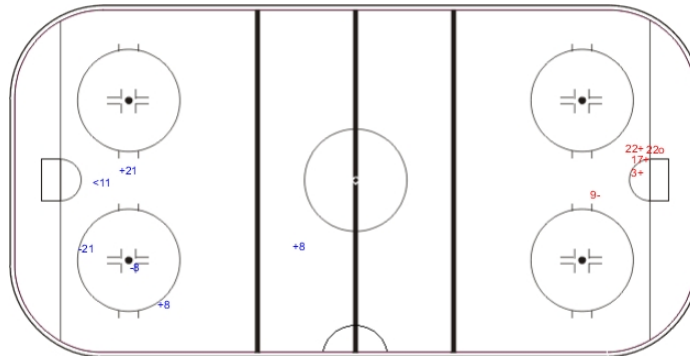
Shots by SWE

Goals (o): 0 SSG (+): 3  
SSP (<): 1 SPG (-): 2




GK 2 of NOR

NOR → Period: 3 ← SWE



Shots by NOR

Goals (o): 1 SSG (+): 3  
SSP (>): 0 SPG (-): 1



GK 5 of SWE

LEGEND

GK Goalkeeper SPG Shots past goal SSG Shots saved by goalkeeper SSP Shots saved by player



TUE 11 MAR 2014  
Start Time 13:00

Preliminary round - Group A, Game 10

Предварительный раунд - Группа А, Матч 10

## Face-off Chart

Таблица вбрасываний

### NOR - SWE

#### PERIOD 1

	NOR		SWE		NOR		SWE		NOR		SWE		Total wins all zones
	Def. zone	Att. zone	Neutral zone	Neutral zone	Att. zone	Def. zone	Att. zone	Def. zone	Att. zone	Def. zone			
	- 12	+ 3	+ 3	- 21	- 12	+ 3			- 12	+ 3			Total wins all zones
	- 12	+ 3	+ 3	- 21	- 12	+ 3			- 12	+ 3			
	+ 3	- 15			- 12	+ 3			- 22	+ 3			
	+ 3	- 3			+ 3	- 3			- 12	+ 3			
					- 12	+ 21							
Total wins / period	2 / 50%	2 / 50%	2 / 100%	0 / 0%	1 / 14%	6 / 86%			5 / 38%	8 / 62%			

#### PERIOD 2

	NOR		SWE		NOR		SWE		NOR		SWE		Total wins all zones
	Def. zone	Att. zone	Neutral zone	Neutral zone	Att. zone	Def. zone	Att. zone	Def. zone	Att. zone	Def. zone			
	- 9	+ 3	- 3	+ 21	- 17	+ 3			- 17	+ 3			Total wins all zones
	+ 15	- 3	+ 15	- 21	+ 12	- 21			+ 12	- 21			
	- 3	+ 3	+ 3	- 21	+ 3	- 15			+ 3	- 15			
	- 15	+ 3	+ 3	- 21									
			- 3	+ 21									
Total wins / period	1 / 25%	3 / 75%	3 / 60%	2 / 40%	2 / 67%	1 / 33%			6 / 50%	6 / 50%			

#### PERIOD 3

	NOR		SWE		NOR		SWE		NOR		SWE		Total wins all zones
	Def. zone	Att. zone	Neutral zone	Neutral zone	Att. zone	Def. zone	Att. zone	Def. zone	Att. zone	Def. zone			
	- 22	+ 3	+ 3	- 21	- 3	+ 3			- 3	+ 3			Total wins all zones
	- 3	+ 3	+ 12	- 21	- 3	+ 3			- 3	+ 3			
	- 22	+ 3	- 15	+ 21	- 12	+ 3			- 12	+ 3			
	- 3	+ 3	+ 3	- 21	- 12	+ 3			- 12	+ 3			
			- 12	+ 21									
Total wins / period	0 / 0%	4 / 100%	4 / 67%	2 / 33%	0 / 0%	4 / 100%			4 / 29%	10 / 71%			

#### TOTAL

	NOR		SWE		NOR		SWE		NOR		SWE		Total wins all zones
	Def. zone	Att. zone	Neutral zone	Neutral zone	Att. zone	Def. zone	Att. zone	Def. zone	Att. zone	Def. zone			
Total wins / game	3 / 25%	9 / 75%	9 / 69%	4 / 31%	3 / 21%	11 / 79%			15 / 38%	24 / 62%			



TUE 11 MAR 2014  
Start Time 13:00

HEAD TO HEAD

		SWE							
No.	3	15	21	Tot	wins NOR	Dz	Nz	Az	
NOR	3	2 - 5	2 - 0	7 - 2	18	11 61%	2 40%	7 78%	2 50%
	9	0 - 1			1	0 0%	0 0%		
	12	0 - 8		2 - 2	12	2 17%	0 0%	1 50%	1 13%
	15	1 - 1		1 - 1	4	2 50%	1 50%	1 50%	
	17	0 - 1			1	0 0%			0 0%
	22	0 - 3			3	0 0%	0 0%		0 0%
<b>Tot</b>	22	2	15	39	15 38%	3 25%	9 69%	3 21%	
<b>wins SWE</b>	19 86%	0 0%	5 33%	24 62%					
<b>Dz</b>	10 91%	0 0%	1 50%	11 79%					
<b>Nz</b>			4 31%	4 31%					
<b>Az</b>	9 82%	0 0%		9 75%					

LEGEND

**Az** Attacking zone      **Dz** Defending zone      **Nz** Neutral zone      **Tot** Total face-offs played



TUE 11 MAR 2014  
Start Time 16:30

## Line-Ups

Составы

## USA - RUS

### Referee(s)

HEGLE Petter (NOR)

### Goalkeepers

Team: USA

No	Name	Gen
34	CASH Steve	M
1	LEE Jen	M

### Team Line-ups

Team: USA (blue)

No	Pos	Name	Gen
11	D	CARRON Tyler	M
19	D	CHACE Taylor +A	M
13	F	SWEENEY Joshua +A	M
23	F	ROMAN Rico	M
28	F	SCHAUS Paul	M
9	D	YOHE Andy +C	M
15	D	LANDEROS Nikko	M
4	F	ROYBAL Brody	M
6	F	FARMER Declan	M
27	F	PAULS Joshua	M
8	F	SHAW Greg	M
14	F	McCOY Daniel	M
20	F	PAGE Adam	M

Head Coach: SAUER Jeff

### NOT DRESSED:

7	F	LIPSETT Taylor	M
18	F	McKEE Kevin	M

### Linesmen

BELEN Louis (NED) , WESLEY Leon (CZE)

Team: RUS

No	Name	Gen
20	KAMANTCEV Vladimir	M
1	IVANOV Mikhail	M

Team: RUS (white)

No	Pos	Name	Gen
2	D	LYSOV Aleksei	M
19	D	KUZNETSOV Ivan	M
16	F	DVINYANINOV Andrey	M
21	F	PETROV Evgeny	M
23	F	VOLKOV Ilia +A	M
5	D	VARLAKOV Vasilii	M
17	D	SELYUKIN Vadim +A	M
8	F	LISOV Dmitrii +C	M
9	F	SHIKHOV Konstantin	M
11	F	AMOSOV Alexey	M
4	D	ANDRIYANOV Maxim	M
10	F	TUCHIN Ruslan	M
14	F	POPOV Ilia	M

Head Coach: SAMOYLOV Sergey

### NOT DRESSED:

6	D	LITVINENKO Vladimir	M
22	F	TERENTYEV Nikolay	M

### LEGEND

<b>D</b>	Defence	<b>F</b>	Forward	<b>Gen</b>	Gender	<b>M</b>	Male
<b>No</b>	Jersey number	<b>Pos</b>	Position	<b>+A</b>	Assistant captain	<b>+C</b>	Captain





TUE 11 MAR 2014

Start Time 16:30 / End Time 18:28

Preliminary round - Group B, Game 11

Предварительный раунд - Группа B, Матч 11

## Game Summary

Общая игровая статистика

**USA - RUS 1 - 2 (0 - 1, 0 - 1, 1 - 0)**

Spectators	Referee(s)	Linesmen
5765	HEGLE Petter (NOR)	BEELEN Louis (NED) , WESLEY Leon (CZE)

### Team Statistics

Period	Score	SVS	SOG	PIM	TPP	PPG	SHG
1	0 : 1	3 : 11	11 : 4	4 : 2	02:00 : 02:44	0 : 1	0 : 0
2	0 : 1	3 : 5	5 : 4	2 : 2	00:44 : 00:44	0 : 0	0 : 0
3	1 : 0	2 : 6	7 : 2	0 : 2	02:00 : 00:00	0 : 0	0 : 0
<b>Total</b>	<b>1 : 2</b>	<b>8 : 22</b>	<b>23 : 10</b>	<b>6 : 6</b>	<b>04:44 : 03:28</b>	<b>0 : 1</b>	<b>0 : 0</b>

### 1st Period

Action	Time	ET/Res	Team	Type	No	Name	(G)	Name of Assistant(s) / Action Description
GK	00:00		USA		34	CASH S		- Goalkeeper in
GK	00:00		RUS		20	KAMANTCEV V		- Goalkeeper in
Penalty	06:45	08:45	RUS	2 min.	11	AMOSOV A		- Holding an opponent
Penalty	10:01	11:57	USA	2 min.	9	YOHE A		- Teeing
Penalty	10:45	12:45	USA	2 min.	28	SCHAUS P		- Charging
<b>Goal</b>	<b>11:57</b>	<b>0 : 1</b>	<b>RUS</b>	<b>PP2</b>	<b>23</b>	<b>VOLKOV I</b>	(2)	19 KUZNETSOV I 8 LISOV D On Ice USA 34 13 15 27 RUS 20 2 8 19 21 23 *

### 2nd Period

Action	Time	ET/Res	Team	Type	No	Name	(G)	Name of Assistant(s) / Action Description
<b>Goal</b>	<b>17:37</b>	<b>0 : 2</b>	<b>RUS</b>	<b>EQ</b>	<b>9</b>	<b>SHIKHOV K</b>	(1)	5 VARLAKOV V On Ice USA 34 4 6 9 15 27 RUS 20 5 9 16 17 23
Penalty	22:29	24:29	USA	2 min.	28	SCHAUS P		- Boarding
Penalty	23:13	25:13	RUS	2 min.	17	SELYUKIN V		- Interference

### 3rd Period

Action	Time	ET/Res	Team	Type	No	Name	(G)	Name of Assistant(s) / Action Description
Penalty	31:19	33:19	RUS	2 min.	16	DVINYANINOV A		- Hooking
<b>Goal</b>	<b>34:50</b>	<b>1 : 2</b>	<b>USA</b>	<b>EQ</b>	<b>20</b>	<b>PAGE A</b>	(3)	15 LANDEROS N 9 YOHE A On Ice USA 34 8 9 14 15 20 RUS 20 2 16 19 21 23
Time-out	38:12		RUS					
Time-out	42:29		USA					
GK	44:48		USA					34 CASH S - Goalkeeper out
GK	45:00		RUS					20 KAMANTCEV V - Goalkeeper out

### Goalkeeper Records

Team : USA - United States

No	Name	SOG	SVS	MIP
34	CASH Steve	10	8	44:48
1	LEE Jen			

Team : RUS - Russian Federation

No	Name	SOG	SVS	MIP
20	KAMANTCEV Vladimir	23	22	45:00
1	IVANOV Mikhail			

### Game Statistics

Team : USA (blue)

Head Coach : SAUER Jeff

No	Pos	Name	Gen	G	A	P	PIM	Shots on Goal				FO+	FO-	FO+/-	FO%	+/-	Time on Ice				TOT	SHF	AVG	
								1	2	3	OT						TS	1	2	3				OT
11	D	CARRON Tyler	M	0	0	0	0	0	0	0	0	0	0.00	0	0	0	0	0	5:46	5:28	1:19	12:33	8	1:34
13	F	SWEENEY Joshua +A	M	0	0	0	0	0	0	0	0	0.00	0	0	0	0	0	5:28	6:28	4:39	16:35	16	1:02	
19	D	CHACE Taylor +A	M	0	0	0	0	1	0	1	100.00	0	2	0	2	0	0	9:47	11:13	14:02	35:02	10	3:30	
23	F	ROMAN Rico	M	0	0	0	0	8	8	0	50.00	0	1	0	1	0	0	3:18	6:59	4:33	14:50	14	1:03	
28	F	SCHAUS Paul	M	0	0	0	4	0	1	-1	0.00	0	0	0	0	0	0	4:42	5:56	4:24	15:02	15	1:00	
4	F	ROYBAL Brody	M	0	0	0	0	0	0	0	0.00	1	1	0	2	-1	0	7:19	5:36	10:02	22:57	13	1:45	



TUE 11 MAR 2014  
Start Time 16:30 / End Time 18:28

Preliminary round - Group B, Game 11  
Предварительный раунд - Группа В, Матч 11

Head Coach : SAUER Jeff											Shots on Goal					Time on Ice								
No	Pos	Name	Gen	G	A	P	PIM	FO+	FO-	FO+/-	FO%	1	2	3	OT	TS	+/-	1	2	3	OT	TOT	SHF	AVG
6	F	FARMER Declan	M	0	0	0	0	19	9	10	67.86	6	0	1		7	-1	7:24	7:01	9:42		24:07	15	1:36
9	D	YOHE Andy +C	M	0	1	1	2	0	0	0	0.00	0	0	0		0	0	5:19	3:46	0:57		10:02	8	1:15
15	D	LANDEROS Nikko	M	0	1	1	0	0	1	-1	0.00	3	0	1		4	0	7:38	9:31	13:40		30:49	8	3:51
27	F	PAULS Joshua	M	0	0	0	0	0	0	0	0.00	1	1	3		5	-1	8:48	6:49	9:50		25:27	14	1:49
8	F	SHAW Greg	M	0	0	0	0	3	0	3	100.00	0	0	0		0	+1	2:01	1:21	0:40		4:02	6	0:40
14	F	McCOY Daniel	M	0	0	0	0	0	0	0	0.00	0	0	0		0	+1	1:43	1:21	0:41		3:45	6	0:37
20	F	PAGE Adam	M	1	0	1	0	0	0	0	0.00	0	0	2		2	+1	1:31	1:21	0:30		3:22	5	0:40
1	GK	LEE Jen	M	0	0	0	0					0	0	0		0								
34	GK	CASH Steve	M	0	0	0	0					0	0	0		0								
<b>Total</b>				<b>1</b>	<b>2</b>	<b>3</b>	<b>6</b>	<b>31</b>	<b>19</b>	<b>12</b>	<b>62.00</b>	<b>11</b>	<b>5</b>	<b>7</b>		<b>23</b>								

Team : RUS (white)											Shots on Goal					Time on Ice								
No	Pos	Name	Gen	G	A	P	PIM	FO+	FO-	FO+/-	FO%	1	2	3	OT	TS	+/-	1	2	3	OT	TOT	SHF	AVG
2	D	LYSOV Aleksei	M	0	0	0	0	0	0	0	0.00	1	0	0		1	-1	10:36	8:58	9:55		29:29	19	1:33
16	F	DVINIANINOV Andrey	M	0	0	0	2	0	2	-2	0.00	0	0	0		0	0	7:49	8:22	6:17		22:28	18	1:14
19	D	KUZNETSOV Ivan	M	0	1	1	0	0	0	0	0.00	0	0	0		0	-1	10:11	9:58	7:52		28:01	19	1:28
21	F	PETROV Evgeny	M	0	0	0	0	0	0	0	0.00	2	0	0		2	-1	11:25	9:21	7:11		27:57	19	1:28
23	F	VOLKOV Iliia +A	M	1	0	1	0	8	16	-8	33.33	1	0	0		1	0	8:43	9:04	8:17		26:04	21	1:14
5	D	VARLAKOV Vasilii	M	0	1	1	0	0	0	0	0.00	0	0	0		0	+1	4:50	5:45	7:05		17:40	19	0:55
8	F	LISOV Dmitrii +C	M	0	1	1	0	2	3	-1	40.00	0	1	2		3	0	7:05	4:51	8:24		20:20	18	1:07
9	F	SHIKHOV Konstantin	M	1	0	1	0	0	0	0	0.00	0	2	0		2	+1	3:06	5:04	6:02		14:12	16	0:53
11	F	AMOSOV Alexey	M	0	0	0	2	9	10	-1	47.37	0	1	0		1	0	4:41	5:50	6:36		17:07	19	0:54
17	D	SELYUKIN Vadim +A	M	0	0	0	2	0	0	0	0.00	0	0	0		0	+1	4:20	5:43	5:03		15:06	18	0:50
4	D	ANDRIYANOV Maxim	M	0	0	0	0	0	0	0	0.00	0	0	0		0	0	0:00	0:00	0:00		0:00	0	0:00
10	F	TUCHIN Ruslan	M	0	0	0	0	0	0	0	0.00	0	0	0		0	0	0:00	0:00	0:00		0:00	0	0:00
14	F	POPOV Iliia	M	0	0	0	0	0	0	0	0.00	0	0	0		0	0	0:00	0:00	0:00		0:00	0	0:00
1	GK	IVANOV Mikhail	M	0	0	0	0					0	0	0		0								
20	GK	KAMANTCEV Vladimir	M	0	0	0	0					0	0	0		0								
<b>Total</b>				<b>2</b>	<b>3</b>	<b>5</b>	<b>6</b>	<b>19</b>	<b>31</b>	<b>-12</b>	<b>38.00</b>	<b>4</b>	<b>4</b>	<b>2</b>		<b>10</b>								

Group B

R	Team	GP	W	OTW	OTL	L	GDF	GF : GA	PTS
1	RUS	3	2	0	1	0	+7	11 : 4	7
2	USA	3	2	0	0	1	+6	9 : 3	6
3	ITA	3	1	0	0	2	-10	3 : 13	3
4	KOR	3	0	1	0	2	-3	4 : 7	2

	ITA	KOR	RUS	USA
ITA	*****	2:1	0:7	1:5
KOR	1:2	*****	3:2	0:3
RUS	7:0	2:3	*****	2:1
USA	5:1	3:0	1:2	*****

LEGEND			
(G)	Goals in tournament	*	does not count for Plus/minus
+C	Captain	A	Assists
EQ	Equal strength	ET/Res	Penalty end time/Result of game
FO%	Face-offs won as percentage	FO+	Face-offs won
GA	Goals against	GDF	Goal difference
GK	Goalkeeper	GP	Games played
MIP	Minutes in play (GK)	No	Jersey number
OTW	Overtime wins	P	Points
PP2	Power play - 2 players	PPG	Power play goals
SHF	Number of shifts	SHG	Shorthanded goals
TOT	Total	TPP	Time on power play
		+/-	Plus/minus net
		AVG	Average time on ice / shift
		F	Forward
		FO+/-	Face-offs net
		Gen	Gender
		L	Losses
		OT	Overtime
		PIM	Penalties in minutes
		PTS	Points
		SOG	Shots on goal
		TS	Total shots
		+A	Assistant captain
		D	Defence
		FO-	Face-offs lost
		G	Goals
		GF	Goals for
		M	Male
		OTL	Overtime losses
		Pos	Position
		R	Rank
		SVS	Saves
		W	Wins



TUE 11 MAR 2014  
Start Time 16:30

Preliminary round - Group B, Game 11  
Предварительный раунд - Группа B, Матч 11

Shot Chart  
Таблица бросков

USA - RUS

Shots by RUS

Goals (o): 1 SSG (+): 3  
SSP (<): 0 SPG (-): 0



GK 34 of USA

Shots by USA

Goals (o): 0 SSG (+): 5  
SSP (>): 0 SPG (-): 2



GK 20 of RUS

Shots by RUS

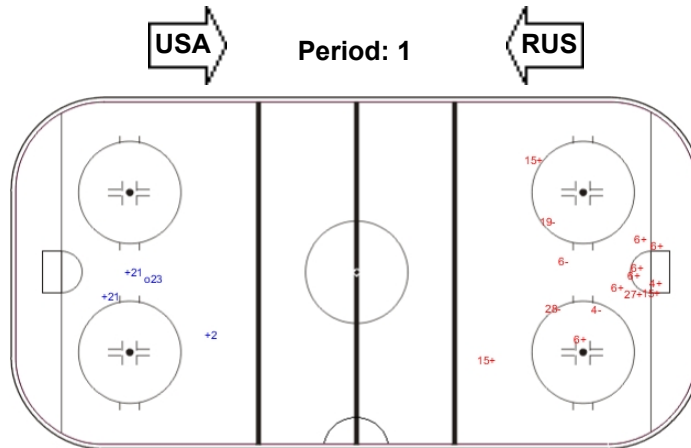
Goals (o): 0 SSG (+): 2  
SSP (<): 0 SPG (-): 2



GK 34 of USA

LEGEND

GK Goalkeeper SPG Shots past goal SSG Shots saved by goalkeeper SSP Shots saved by player

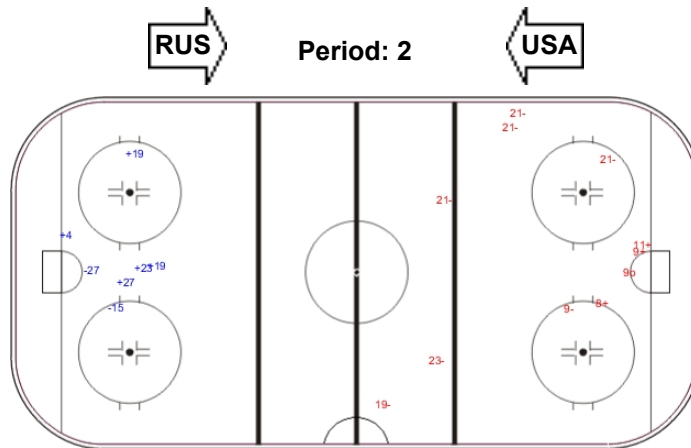


Shots by USA

Goals (o): 0 SSG (+): 11  
SSP (>): 0 SPG (-): 4



GK 20 of RUS

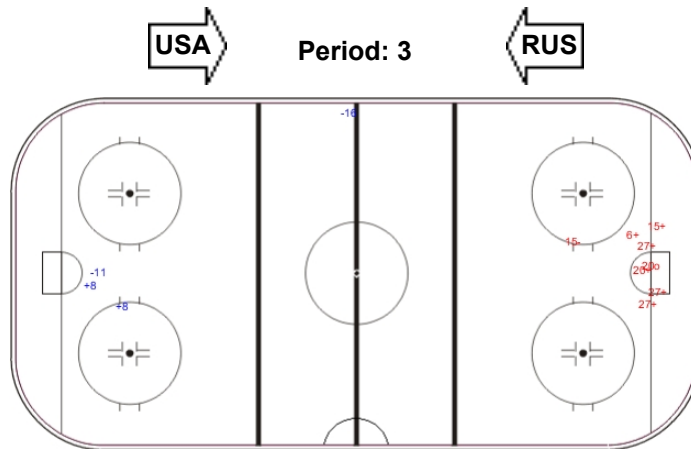


Shots by RUS

Goals (o): 1 SSG (+): 3  
SSP (>): 0 SPG (-): 7



GK 34 of USA



Shots by USA

Goals (o): 1 SSG (+): 6  
SSP (>): 0 SPG (-): 1



GK 20 of RUS



TUE 11 MAR 2014  
Start Time 16:30

Preliminary round - Group B, Game 11

Предварительный раунд - Группа В, Матч 11

## Face-off Chart

Таблица вбрасываний

### USA - RUS

#### PERIOD 1

	USA		RUS		USA		RUS		
	Def. zone	Att. zone	Neutral zone	Neutral zone	Att. zone	Def. zone	Att. zone	Def. zone	
	+ 6	- 16	+ 23	- 23	+ 6	- 11			
	- 28	+ 23	- 6	+ 11	+ 6	- 11			
	- 15	+ 23	+ 6	- 23	+ 6	- 23			
			+ 6	- 11	+ 23	- 23			
					+ 6	- 23			
					- 23	+ 11			
					+ 6	- 11			
					- 6	+ 8			
					+ 6	- 8			
					+ 6	- 23			
Total wins / period	1 / 33%	2 / 67%	3 / 75%	1 / 25%	8 / 80%	2 / 20%	Total wins all zones		
							USA	RUS	
							12 / 71%	5 / 29%	

#### PERIOD 2

	USA		RUS		USA		RUS		
	Def. zone	Att. zone	Neutral zone	Neutral zone	Att. zone	Def. zone	Att. zone	Def. zone	
	- 23	+ 11	+ 23	- 23	+ 6	- 11			
	- 23	+ 23	+ 23	- 16	+ 6	- 23			
	- 6	+ 23	+ 8	- 23	- 6	+ 23			
	+ 6	- 23			- 23	+ 11			
	- 23	+ 11			- 6	+ 23			
	+ 6	- 23			- 23	+ 11			
					+ 6	- 8			
					- 23	+ 11			
					- 6	+ 11			
					+ 23	- 23			
					- 6	+ 8			
Total wins / period	2 / 33%	4 / 67%	3 / 100%	0 / 0%	4 / 36%	7 / 64%	Total wins all zones		
							USA	RUS	
							9 / 45%	11 / 55%	

#### PERIOD 3

	USA		RUS		USA		RUS		
	Def. zone	Att. zone	Neutral zone	Neutral zone	Att. zone	Def. zone	Att. zone	Def. zone	
	+ 6	- 11	- 23	+ 23	- 6	+ 11			
	+ 23	- 23	+ 8	- 23	+ 23	- 11			
	+ 6	- 23	+ 8	- 11	+ 6	- 11			
			+ 19	- 23	+ 23	- 11			
					- 6	+ 23			
					+ 6	- 8			
Total wins / period	3 / 100%	0 / 0%	3 / 75%	1 / 25%	4 / 67%	2 / 33%	Total wins all zones		
							USA	RUS	
							10 / 77%	3 / 23%	

#### TOTAL



TUE 11 MAR 2014  
Start Time 16:30

**Preliminary round - Group B, Game 11**  
Предварительный раунд - Группа B, Матч 11

	USA		RUS		USA		RUS		Total wins all zones	
	Def. zone	Att. zone	Neutral zone		Att. zone	Def. zone	USA	RUS		
Total wins / game	6 / 50%	6 / 50%	9 / 82%	2 / 18%	16 / 59%	11 / 41%	31 / 62%	19 / 38%		



TUE 11 MAR 2014  
Start Time 16:30

HEAD TO HEAD

		RUS								
No.	8	11	16	23	Tot	wins USA	Dz	Nz	Az	
USA	6	3 - 2	7 - 3	1 - 0	8 - 4	28	19 68%	5 83%	2 67%	12 63%
	8		1 - 0		2 - 0	3	3 100%		3 100%	
	15				0 - 1	1	0 0%	0 0%		
	19				1 - 0	1	1 100%		1 100%	
	23		2 - 6	1 - 0	5 - 2	16	8 50%	1 25%	3 75%	4 50%
	28				0 - 1	1	0 0%	0 0%		
<b>Tot</b>	5	19	2	24	50	31 62%	6 50%	9 82%	16 59%	
<b>wins RUS</b>	2 40%	9 47%	0 0%	8 33%	19 38%					
<b>Dz</b>	2 40%	6 46%		3 33%	11 41%					
<b>Nz</b>		1 33%	0 0%	1 14%	2 18%					
<b>Az</b>		2 67%	0 0%	4 50%	6 50%					

LEGEND

**Az** Attacking zone      **Dz** Defending zone      **Nz** Neutral zone      **Tot** Total face-offs played



TUE 11 MAR 2014

Start Time 20:00

## Line-Ups

Составы

### CAN - CZE

#### Referee(s)

SAMOYLOV Igor (RUS)

#### Goalkeepers

Team: CAN

No	Name	Gen
30	WATSON Corbin	M
22	ST-AMAND Benoit	M

#### Team Line-ups

Team: CAN (white)

No	Pos	Name	Gen
4	D	WHITSON Derek	M
29	D	MURRAY Graeme	M
5	F	REMPEL Kevin	M
7	F	DORION Marc	M
26	F	LAROCQUE Dominic	M
11	D	DIXON Adam +A	M
14	D	ARSENAULT Steve	M
12	F	WESTLAKE Greg +C	M
18	F	BRIDGES Billy	M
27	F	BOWDEN Brad +A	M
8	F	McGREGOR Tyler	M
9	F	GALE Anthony	M
10	F	DELANEY Ben	M

Head Coach: MONDIN Mike

#### NOT DRESSED:

20	F	LUDWIG Karl	M
25	D	GEMMELL James	M

#### Linesmen

FRERICHS Brian (USA) , YUDAKOV Sergey (RUS)

Team: CZE

No	Name	Gen
6	VAPENKA Michal	M
64	HULIN Libor	M

Team: CZE (red)

No	Pos	Name	Gen
21	D	KVOCH Tomas	M
29	D	KUBES Pavel +A	M
74	F	GEIER Michal	M
82	F	HABL Zdenek +A	M
96	F	KRUPICKA Zdenek	M
10	D	BERGER Jiri	M
65	D	HRBEK Miroslav	M
24	F	SAFRANEK Zdenek +C	M
30	F	FOJTIK Erik	M
77	F	PALAT David	M
7	D	MOTYCKA David	M
75	F	RAUL Jiri	M

Head Coach: BRIZA Jiri

#### LEGEND

<b>D</b>	Defence	<b>F</b>	Forward	<b>Gen</b>	Gender	<b>M</b>	Male
<b>No</b>	Jersey number	<b>Pos</b>	Position	<b>+A</b>	Assistant captain	<b>+C</b>	Captain



TUE 11 MAR 2014

Start Time 20:00 / End Time 21:49

Preliminary round - Group A, Game 12

Предварительный раунд - Группа А, Матч 12

## Game Summary

Общая игровая статистика

**CAN - CZE 1 - 0 (0 - 0, 1 - 0, 0 - 0)**

Spectators	Referee(s)	Linesmen
4069	SAMOYLOV Igor (RUS)	FRERICHS Brian (USA) , YUDAKOV Sergey (RUS)

### Team Statistics

Period	Score	SVS	SOG	PIM	TPP	PPG	SHG
1	0 : 0	3 : 4	4 : 3	0 : 0	00:00 : 00:00	0 : 0	0 : 0
2	1 : 0	2 : 7	8 : 2	0 : 2	02:00 : 00:00	0 : 0	0 : 0
3	0 : 0	2 : 7	7 : 2	4 : 6	04:00 : 02:00	0 : 0	0 : 0
<b>Total</b>	<b>1 : 0</b>	<b>7 : 18</b>	<b>19 : 7</b>	<b>4 : 8</b>	<b>06:00 : 02:00</b>	<b>0 : 0</b>	<b>0 : 0</b>

### 1st Period

No game actions in this period

Action	Time	ET/Res	Team	Type	No	Name	(G) Name of Assistant(s) / Action Description
GK	00:00		CAN		30	WATSON C	- Goalkeeper in
GK	00:00		CZE		6	VAPENKA M	- Goalkeeper in

### 2nd Period

Action	Time	ET/Res	Team	Type	No	Name	(G) Name of Assistant(s) / Action Description
Penalty	16:49	18:49	CZE	2 min.	24	SAFRANEK Z	- Teeing
<b>Goal</b>	<b>22:33</b>	<b>1 : 0</b>	<b>CAN</b>	<b>EQ</b>	<b>12</b>	<b>WESTLAKE G</b>	(2) 18 BRIDGES B On Ice CAN 30 11 12 14 18 27 CZE 6 21 29 30 74 96

### 3rd Period

Action	Time	ET/Res	Team	Type	No	Name	(G) Name of Assistant(s) / Action Description
Penalty	32:49	34:49	CZE	2 min.	30	FOJTIK E	- Slashing
Penalty	34:30	36:30	CZE	2 min.	82	HABL Z	- Roughing
Penalty	34:30	36:30	CAN	2 min.	9	GALE A	- Roughing
Penalty	38:14	40:14	CAN	2 min.	5	REMPEL K	- Hooking
Penalty	41:50	43:50	CZE	2 min.	82	HABL Z	- Holding an opponent
GK	45:00		CAN				30 WATSON C - Goalkeeper out
GK	45:00		CZE				6 VAPENKA M - Goalkeeper out

### Goalkeeper Records

Team : CAN - Canada

No	Name	SOG	SVS	MIP
30	WATSON Corbin	7	7	45:00
22	ST-AMAND Benoit			

Team : CZE - Czech Republic

No	Name	SOG	SVS	MIP
6	VAPENKA Michal	19	18	45:00
64	HULIN Libor			

### Game Statistics

Team : CAN (white)

Head Coach : MONDIN Mike

No	Pos	Name	Gen	G	A	P	PIM	FO+	FO-	FO+/-	FO%	Shots on Goal					+/-	Time on Ice				TOT	SHF	AVG
												1	2	3	OT	TS		1	2	3	OT			
4	D	WHITSON Derek	M	0	0	0	0	0	0	0	0.00	0	0	0	0	0	0	6:46	6:16	5:48		18:50	19	0:59
5	F	REMPEL Kevin	M	0	0	0	2	4	1	3	80.00	0	0	0	0	0	0	6:05	5:49	6:25		18:19	18	1:01
7	F	DORION Marc	M	0	0	0	0	2	2	0	50.00	0	0	0	0	0	0	6:00	5:17	2:37		13:54	14	0:59
26	F	LAROCQUE Dominic	M	0	0	0	0	0	0	0	0.00	0	0	0	0	0	0	5:33	5:36	2:58		14:07	16	0:52
29	D	MURRAY Graeme	M	0	0	0	0	0	0	0	0.00	0	0	0	0	0	0	7:19	4:42	5:38		17:39	19	0:55
11	D	DIXON Adam +A	M	0	0	0	0	0	0	0	0.00	0	1	1	2	+1	8:26	10:02	8:54		27:22	20	1:22	
12	F	WESTLAKE Greg +C	M	1	0	1	0	1	0	1	100.00	2	1	2	5	+1	4:13	5:13	8:33		17:59	17	1:03	
14	D	ARSENAULT Steve	M	0	0	0	0	0	0	0	0.00	1	1	0	2	+1	7:23	7:04	5:11		19:38	18	1:05	
18	F	BRIDGES Billy	M	0	1	1	0	15	3	12	83.33	1	3	0	4	+1	5:05	5:48	9:23		20:16	17	1:11	
27	F	BOWDEN Brad +A	M	0	0	0	0	0	0	0	0.00	0	0	2	2	+1	4:21	5:41	9:33		19:35	18	1:05	
8	F	McGREGOR Tyler	M	0	0	0	0	1	0	1	100.00	0	2	1	3	0	4:32	5:17	3:52		13:41	15	0:54	
9	F	GALE Anthony	M	0	0	0	2	7	3	4	70.00	0	0	0	0	0	4:39	3:59	2:45		11:23	14	0:48	





TUE 11 MAR 2014  
Start Time 20:00 / End Time 21:49

Preliminary round - Group A, Game 12  
Предварительный раунд - Группа А, Матч 12

Head Coach : MONDIN Mike											Shots on Goal				Time on Ice									
No	Pos	Name	Gen	G	A	P	PIM	FO+	FO-	FO+/-	FO%	1	2	3	OT	TS	+/-	1	2	3	OT	TOT	SHF	AVG
10	F	DELANEY Ben	M	0	0	0	0	1	0	1	100.00	0	0	1	1	0	4:13	3:49	0:59		9:01	10	0:54	
22	GK	ST-AMAND Benoit	M	0	0	0	0					0	0	0	0									
30	GK	WATSON Corbin	M	0	0	0	0					0	0	0	0									
<b>Total</b>				<b>1</b>	<b>1</b>	<b>2</b>	<b>4</b>	<b>31</b>	<b>9</b>	<b>22</b>	<b>77.50</b>	<b>4</b>	<b>8</b>	<b>7</b>	<b>19</b>									

Team : CZE (red)

Head Coach : BRIZA Jiri											Shots on Goal				Time on Ice									
No	Pos	Name	Gen	G	A	P	PIM	FO+	FO-	FO+/-	FO%	1	2	3	OT	TS	+/-	1	2	3	OT	TOT	SHF	AVG
21	D	KVOCH Tomas	M	0	0	0	0	0	0	0	0.00	0	0	0	0	0	-1	6:23	7:08	8:25		21:56	22	0:59
29	D	KUBES Pavel +A	M	0	0	0	0	0	0	0	0.00	2	0	0	2	-1	6:28	5:57	8:10		20:35	22	0:56	
74	F	GEIER Michal	M	0	0	0	0	0	1	-1	0.00	0	1	0	1	-1	6:52	5:36	8:37		21:05	21	1:00	
82	F	HABL Zdenek +A	M	0	0	0	4	6	14	-8	30.00	0	0	0	0	0	7:49	8:19	6:53		23:01	24	0:57	
96	F	KRUPICKA Zdenek	M	0	0	0	0	0	0	0	0.00	0	0	0	0	-1	6:49	5:19	3:43		15:51	16	0:59	
10	D	BERGER Jiri	M	0	0	0	0	0	0	0	0.00	0	1	0	1	0	8:31	9:02	6:48		24:21	20	1:13	
24	F	SAFRANEK Zdenek +C	M	0	0	0	2	0	2	-2	0.00	0	0	0	0	0	5:28	2:13	4:24		12:05	15	0:48	
30	F	FOJTIK Erik	M	0	0	0	2	3	11	-8	21.43	0	0	1	1	-1	7:08	6:38	4:59		18:45	20	0:56	
65	D	HRBEK Miroslav	M	0	0	0	0	0	0	0	0.00	0	0	0	0	0	8:56	7:49	6:33		23:18	19	1:13	
77	F	PALAT David	M	0	0	0	0	0	0	0	0.00	0	0	1	1	0	5:42	6:04	5:55		17:41	20	0:53	
7	D	MOTYCKA David	M	0	0	0	0	0	0	0	0.00	1	0	0	1	0	2:17	6:06	1:48		10:11	10	1:01	
75	F	RAUL Jiri	M	0	0	0	0	0	3	-3	0.00	0	0	0	0	0	2:24	2:32	4:15		9:11	10	0:55	
6	GK	VAPENKA Michal	M	0	0	0	0					0	0	0	0									
64	GK	HULIN Libor	M	0	0	0	0					0	0	0	0									
<b>Total</b>				<b>0</b>	<b>0</b>	<b>0</b>	<b>8</b>	<b>9</b>	<b>31</b>	<b>-22</b>	<b>22.50</b>	<b>3</b>	<b>2</b>	<b>2</b>	<b>7</b>									

Group A

R	Team	GP	W	OTW	OTL	L	GDF	GF : GA	PTS
1	CAN	3	3	0	0	0	+14	15 : 1	9
2	NOR	3	1	1	0	1	-1	4 : 5	5
3	CZE	3	0	1	1	1	-1	3 : 4	3
4	SWE	3	0	0	1	2	-12	2 : 14	1

	CAN	CZE	NOR	SWE
CAN	*****	1:0	4:0	10:1
CZE	0:1	*****	1:2	2:1
NOR	0:4	2:1	*****	2:0
SWE	1:10	1:2	0:2	*****

LEGEND

<b>(G)</b> Goals in tournament	<b>+/-</b> Plus/minus net	<b>+A</b> Assistant captain	<b>+C</b> Captain
<b>A</b> Assists	<b>AVG</b> Average time on ice / shift	<b>D</b> Defence	<b>EQ</b> Equal strength
<b>ET/Res</b> Penalty end time/Result of game	<b>F</b> Forward	<b>FO-</b> Face-offs lost	<b>FO%</b> Face-offs won as percentage
<b>FO+</b> Face-offs won	<b>FO+/-</b> Face-offs net	<b>G</b> Goals	<b>GA</b> Goals against
<b>GDF</b> Goal difference	<b>Gen</b> Gender	<b>GF</b> Goals for	<b>GK</b> Goalkeeper
<b>GP</b> Games played	<b>L</b> Losses	<b>M</b> Male	<b>MIP</b> Minutes in play (GK)
<b>No</b> Jersey number	<b>OT</b> Overtime	<b>OTL</b> Overtime losses	<b>OTW</b> Overtime wins
<b>P</b> Points	<b>PIM</b> Penalties in minutes	<b>Pos</b> Position	<b>PPG</b> Power play goals
<b>PTS</b> Points	<b>R</b> Rank	<b>SHF</b> Number of shifts	<b>SHG</b> Shorthanded goals
<b>SOG</b> Shots on goal	<b>SVS</b> Saves	<b>TOT</b> Total	<b>TPP</b> Time on power play
<b>TS</b> Total shots	<b>W</b> Wins		



Shot Chart

Таблица бросков

CAN - CZE

Shots by CZE

Goals (o): 0 SSG (+): 3  
SSP (<): 0 SPG (-): 5



GK 30 of CAN

Shots by CAN

Goals (o): 1 SSG (+): 7  
SSP (<): 0 SPG (-): 4



GK 6 of CZE

Shots by CZE

Goals (o): 0 SSG (+): 2  
SSP (<): 0 SPG (-): 3



GK 30 of CAN

Shots by CAN

Goals (o): 0 SSG (+): 4  
SSP (>): 0 SPG (-): 3



GK 6 of CZE

Shots by CZE

Goals (o): 0 SSG (+): 2  
SSP (>): 0 SPG (-): 1



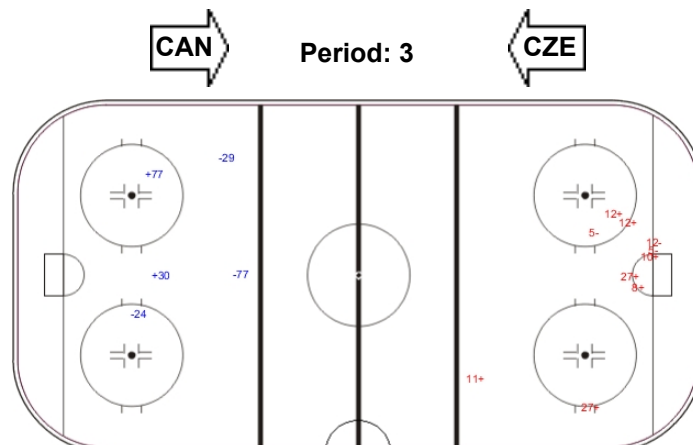
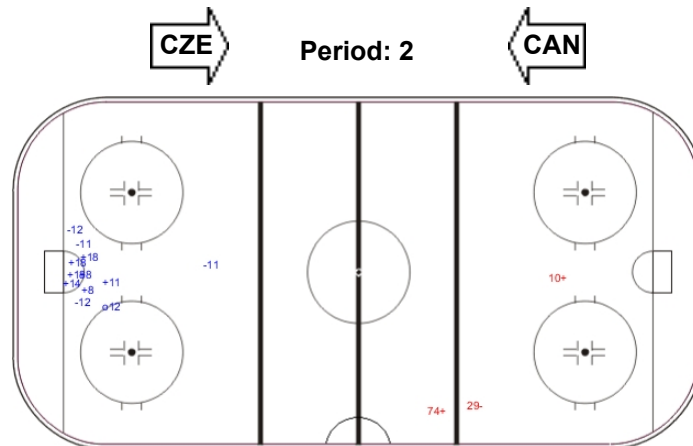
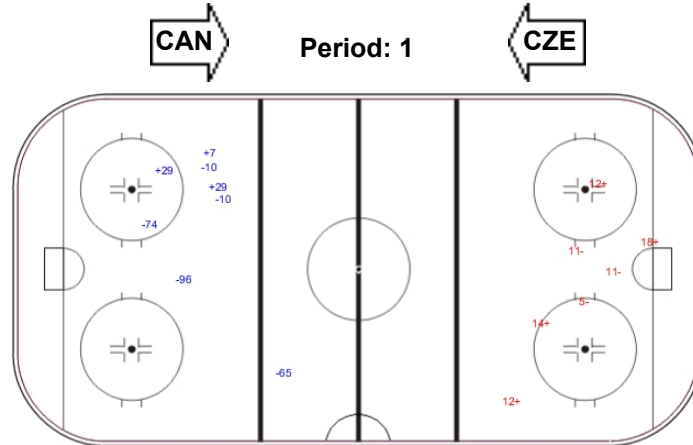
GK 30 of CAN

Shots by CAN

Goals (o): 0 SSG (+): 7  
SSP (>): 0 SPG (-): 3



GK 6 of CZE



LEGEND

GK Goalkeeper

SPG Shots past goal

SSG Shots saved by goalkeeper

SSP Shots saved by player



TUE 11 MAR 2014  
Start Time 20:00

Preliminary round - Group A, Game 12

Предварительный раунд - Группа А, Матч 12

## Face-off Chart

Таблица вбрасываний

### CAN - CZE

#### PERIOD 1

	CAN		CZE		CAN		CZE		Total wins all zones	
	Def. zone	Att. zone	Neutral zone	Neutral zone	Att. zone	Def. zone	Att. zone	Def. zone	CAN	CZE
	- 9	+ 82	- 7	+ 82	+ 10	- 30				
	- 5	+ 30	+ 9	- 30	+ 18	- 24				
	+ 18	- 82	+ 9	- 82	+ 9	- 30				
					- 7	+ 82				
					+ 5	- 82				
Total wins / period	1 / 33%	2 / 67%	2 / 67%	1 / 33%	4 / 80%	1 / 20%	7 / 64%	4 / 36%		

#### PERIOD 2

	CAN		CZE		CAN		CZE		Total wins all zones	
	Def. zone	Att. zone	Neutral zone	Neutral zone	Att. zone	Def. zone	Att. zone	Def. zone	CAN	CZE
	+ 9	- 30	+ 7	- 82	+ 18	- 82				
			+ 18	- 30	+ 18	- 82				
			+ 9	- 30						
			+ 18	- 30						
			+ 18	- 30						
			+ 9	- 82						
			+ 9	- 82						
			+ 18	- 82						
Total wins / period	1 / 100%	0 / 0%	8 / 100%	0 / 0%	2 / 100%	0 / 0%	11 / 100%	0 / 0%		

#### PERIOD 3

	CAN		CZE		CAN		CZE		Total wins all zones	
	Def. zone	Att. zone	Neutral zone	Neutral zone	Att. zone	Def. zone	Att. zone	Def. zone	CAN	CZE
	+ 7	- 30	+ 5	- 82	- 18	+ 30				
	+ 5	- 82	+ 18	- 75	- 18	+ 30				
	+ 12	- 30	- 9	+ 82	+ 5	- 82				
	+ 18	- 24			+ 18	- 82				
	- 18	+ 82			+ 18	- 82				
					- 9	+ 82				
					+ 18	- 75				
					+ 18	- 74				
					+ 18	- 30				
					+ 8	- 75				
Total wins / period	4 / 80%	1 / 20%	2 / 67%	1 / 33%	7 / 70%	3 / 30%	13 / 72%	5 / 28%		

#### TOTAL

	CAN		CZE		CAN		CZE		Total wins all zones	
	Def. zone	Att. zone	Neutral zone	Neutral zone	Att. zone	Def. zone	Att. zone	Def. zone	CAN	CZE
Total wins / game	6 / 67%	3 / 33%	12 / 86%	2 / 14%	13 / 76%	4 / 24%	31 / 78%	9 / 22%		



## Line-Ups

Составы

REVISED

14 MAR 14:10

## ITA - SWE

## Referee(s)

BERKEBILE Derek (USA)

## Goalkeepers

Team: ITA

No	Name	Gen
1	STILLITANO Santino	M
15	ARAUDO Gabriele	M

## Team Line-ups

Team: ITA (blue)

No	Pos	Name	Gen
3	D	ROSA Gianluigi	M
5	F	PLANKER Florian +A	M
7	F	WINKLER Werner	M
8	F	RADICE Roberto	M
16	F	CHIAROTTI Andrea +C	M
6	D	CAVALIERE Gianluca +A	M
14	D	BALOSSETTI Bruno	M
18	F	MACRI Andrea	M
68	F	CORVINO Valerio	M
73	F	LEPERDI Gregory Brian Alexis	M
69	D	CONDELLO Giuseppe	M
11	F	LARCH Nils	M
62	F	DEPAOLI Christoph	M

Head Coach: da RIN Massimo

## NOT DRESSED:

88 F KANESTRIN Rupert M

## Linesmen

HELTMAN Tomasz (POL) , WESLEY Leon (CZE)

Team: SWE

No	Name	Gen
5	NILSSON Ulf	M
14	JONSSON Kenth	M

Team: SWE (yellow)

No	Pos	Name	Gen
3	D	INGVARSSON Niklas +A	M
11	D	LUNDGREN Rasmus	M
21	D	HOLM Marcus +A	M
8	F	KASPERI Per	M
19	F	FROM Gunnar	M
15	D	HEDBERG Christian	M
4	F	OLSSON Stefan	M
18	F	OJALA Peter +C	M
20	F	RAKOS Niklas	M

Head Coach: LUNDGREN Jorgen

## NOT DRESSED:

2 F SILVSTRAND OLSSON Axel Filip M  
6 F ANDERSON Aron M  
7 D WISTRAND Anders M

## LEGEND

<b>D</b>	Defence	<b>F</b>	Forward	<b>Gen</b>	Gender	<b>M</b>	Male
<b>No</b>	Jersey number	<b>Pos</b>	Position	<b>+A</b>	Assistant captain	<b>+C</b>	Captain

STELLA Igor (Italy) has been disqualified starting from 4 MAR 2014 from the Ice Sledge Hockey Tournament based on the decision of the IPC Anti Doping Commission, from 13 MAR 2014.



TUE 11 MAR 2014  
Start Time 20:00

HEAD TO HEAD

		CZE									
No.	24	30	74	75	82	Tot	wins CAN	Dz	Nz	Az	
CAN	5	0 - 1			4 - 0	5	4 80%	1 50%	1 100%	2 100%	
	7	1 - 0			1 - 2	4	2 50%	1 100%	1 50%	0 0%	
	8			1 - 0		1	1 100%			1 100%	
	9	4 - 0				10	7 70%	1 50%	5 83%	1 50%	
	10	1 - 0				1	1 100%			1 100%	
	12	1 - 0				1	1 100%	1 100%			
	18	2 - 0	4 - 2	1 - 0	2 - 0	6 - 1	18	15 83%	2 67%	5 100%	8 80%
<b>Tot</b>	2	14	1	3	20	40	31 78%	6 67%	12 86%	13 76%	
<b>wins CZE</b>	0 0%	3 21%	0 0%	0 0%	6 30%	9 22%					
<b>Dz</b>	0 0%	2 40%	0 0%	0 0%	2 25%	4 24%					
<b>Nz</b>		0 0%		0 0%	2 25%	2 14%					
<b>Az</b>	0 0%	1 25%			2 50%	3 33%					

LEGEND

**Az** Attacking zone      **Dz** Defending zone      **Nz** Neutral zone      **Tot** Total face-offs played



## Game Summary

Общая игровая статистика

**ITA - SWE 3 - 2 (0 - 1 , 0 - 1 , 2 - 0 , 1 - 0)**

Spectators	Referee(s)	Linesmen
4720	BERKEBILE Derek (USA)	HELTMAN Tomasz (POL) , WESLEY Leon (CZE)

### Team Statistics

Period	Score	SVS	SOG	PIM	TPP	PPG	SHG
1	0 : 1	0 : 8	8 : 1	0 : 0	00:00 : 00:00	0 : 0	0 : 0
2	0 : 1	7 : 8	8 : 8	4 : 2	02:00 : 02:22	0 : 1	0 : 0
3	2 : 0	2 : 9	11 : 2	0 : 2	02:00 : 00:54	0 : 0	0 : 0
OT	1 : 0	0 : 6	7 : 0	0 : 0	00:00 : 00:00	0 : 0	0 : 0
<b>Total</b>	<b>3 : 2</b>	<b>9 : 31</b>	<b>34 : 11</b>	<b>4 : 4</b>	<b>04:00 : 03:16</b>	<b>0 : 1</b>	<b>0 : 0</b>

### 1st Period

Action	Time	ET/Res	Team	Type	No	Name	(G)	Name of Assistant(s) / Action Description
GK	00:00		ITA		1	STILLITANO S		- Goalkeeper in
GK	00:00		SWE		5	NILSSON U		- Goalkeeper in
<b>Goal</b>	<b>13:58</b>	<b>0 : 1</b>	<b>SWE</b>	<b>EQ</b>	<b>8</b>	<b>KASPERI P</b>	(2)	19 FROM G On Ice ITA 1 3 8 18 68 73 SWE 5 3 8 11 19 21

### 2nd Period

Action	Time	ET/Res	Team	Type	No	Name	(G)	Name of Assistant(s) / Action Description
Penalty	20:51	22:51	SWE	2 min.	3	INGVARSSON N		- Teeing
Penalty	27:38	29:00	ITA	2 min.	7	WINKLER W		- Interference
Penalty	28:54	30:54	ITA	2 min.	6	CAVALIERE G		- Teeing
<b>Goal</b>	<b>29:00</b>	<b>0 : 2</b>	<b>SWE</b>	<b>PP2</b>	<b>8</b>	<b>KASPERI P</b>	(3)	3 INGVARSSON N On Ice ITA 1 3 5 73 21 HOLM M SWE 5 3 8 11 20 21 *

### 3rd Period

Action	Time	ET/Res	Team	Type	No	Name	(G)	Name of Assistant(s) / Action Description
GK	30:00		ITA		15	ARAUDO G		- Goalkeeper in 1 STILLITANO S - Goalkeeper out
<b>Goal</b>	<b>33:00</b>	<b>1 : 2</b>	<b>ITA</b>	<b>EQ</b>	<b>3</b>	<b>ROSA G</b>	(1)	5 PLANKER F On Ice ITA 15 3 5 6 7 68 SWE 5 3 11 18 19 21
Penalty	34:13	36:13	SWE	2 min.	19	FROM G		- Teeing
Time-out	42:12		ITA					
GK	42:12		ITA					15 ARAUDO G - Goalkeeper out
<b>Goal</b>	<b>42:45</b>	<b>2 : 2</b>	<b>ITA</b>	<b>EQ EA</b>	<b>73</b>	<b>LEPERDI GBA</b>	(1)	6 CAVALIERE G On Ice ITA 3 5 6 7 18 73 3 ROSA G SWE 5 3 8 11 20 21
GK	42:45		ITA		15	ARAUDO G		- Goalkeeper in

### Overtime

Action	Time	ET/Res	Team	Type	No	Name	(G)	Name of Assistant(s) / Action Description
Time-out	48:43		SWE					
<b>Goal</b>	<b>50:28</b>	<b>3 : 2</b>	<b>ITA</b>	<b>EQ</b>	<b>6</b>	<b>CAVALIERE G</b>	(1)	5 PLANKER F On Ice ITA 15 3 5 6 7 3 SWE 5 3 8 11 20
GK	50:28		ITA					15 ARAUDO G - Goalkeeper out
GK	50:28		SWE					5 NILSSON U - Goalkeeper out

### Goalkeeper Records

Team : ITA - Italy

No	Name	SOG	SVS	MIP
1	STILLITANO Santino	9	7	30:00
15	ARAUDO Gabriele	2	2	19:55

Team : SWE - Sweden

No	Name	SOG	SVS	MIP
5	NILSSON Ulf	34	31	50:28
14	JONSSON Kenth			

### Game Statistics

Team : ITA (blue)



WED 12 MAR 2014

Start Time 16:00 / End Time 17:59

Head Coach : da RIN Massimo		Shots on Goal										Time on Ice												
No	Pos	Name	Gen	G	A	P	PIM	FO+	FO-	FO+/-	FO%	1	2	3	OT	TS	+/-	1	2	3	OT	TOT	SHF	AVG
3	D	ROSA Gianluigi	M	1	1	2	0	0	0	0	0.00	1	2	3	1	7	+2	9:31	9:55	14:44	5:27	39:37	12	3:18
5	F	PLANKER Florian +A	M	0	2	2	0	11	9	2	55.00	4	2	2	3	11	+3	9:04	9:50	11:31	4:40	35:05	13	2:41
7	F	WINKLER Werner	M	0	0	0	2	2	3	-1	40.00	1	0	0	0	1	+2	8:13	5:45	8:53	0:29	23:20	14	1:40
8	F	RADICE Roberto	M	0	0	0	0	0	0	0	0.00	0	0	0	0	0	-1	5:52	2:56	1:14	0:00	10:02	8	1:15
16	F	CHIAROTTI Andrea +C	M	0	0	0	0	0	0	0	0.00	0	0	0	0	0	0	6:40	6:21	4:22	0:00	17:23	11	1:34
6	D	CAVALIERE Gianluca +A	M	1	1	2	2	0	0	0	0.00	0	0	1	3	4	+3	8:13	9:15	10:53	4:10	32:31	14	2:19
14	D	BALOSSETTI Bruno	M	0	0	0	0	0	0	0	0.00	0	1	0	0	1	0	6:10	5:03	0:00	0:00	11:13	6	1:52
18	F	MACRI Andrea	M	0	0	0	0	4	7	-3	36.36	0	0	0	0	0	0	5:29	5:47	6:20	1:35	19:11	12	1:35
68	F	CORVINO Valerio	M	0	0	0	0	0	1	-1	0.00	1	1	1	0	3	0	6:48	6:09	5:08	0:40	18:45	10	1:52
73	F	LEPERDI Gregory Brian Alexis	M	1	0	1	0	1	4	-3	20.00	1	2	4	0	7	+1	6:09	9:07	10:22	4:16	29:54	15	1:59
11	F	LARCH Nils	M	0	0	0	0	0	0	0	0.00	0	0	0	0	0	0	1:02	1:11	0:00	0:00	2:13	2	1:06
62	F	DEPAOLI Christoph	M	0	0	0	0	0	0	0	0.00	0	0	0	0	0	0	1:20	1:02	0:57	0:00	3:19	3	1:06
69	D	CONDELLO Giuseppe	M	0	0	0	0	0	0	0	0.00	0	0	0	0	0	0	0:00	0:00	0:00	0:00	0:00	0	0:00
1	GK	STILLITANO Santino	M	0	0	0	0					0	0	0	0	0								
15	GK	ARAUDO Gabriele	M	0	0	0	0					0	0	0	0	0								
<b>Total</b>				<b>3</b>	<b>4</b>	<b>7</b>	<b>4</b>	<b>18</b>	<b>24</b>	<b>-6</b>	<b>42.86</b>	<b>8</b>	<b>8</b>	<b>11</b>	<b>7</b>	<b>34</b>								

Team : SWE (yellow)

Head Coach : LUNDGREN Jorgen		Shots on Goal										Time on Ice												
No	Pos	Name	Gen	G	A	P	PIM	FO+	FO-	FO+/-	FO%	1	2	3	OT	TS	+/-	1	2	3	OT	TOT	SHF	AVG
3	D	INGVARSSON Niklas +A	M	0	1	1	2	16	10	6	61.54	0	2	0	0	2	-2	13:29	11:36	14:32	3:10	42:47	10	4:16
8	F	KASPERI Per	M	2	0	2	0	0	0	0	0.00	1	5	2	0	8	-1	9:24	11:30	14:01	0:00	34:55	9	3:52
11	D	LUNDGREN Rasmus	M	0	0	0	0	1	2	-1	33.33	0	1	0	0	1	-2	12:22	11:37	15:00	0:00	38:59	8	4:52
19	F	FROM Gunnar	M	0	1	1	2	1	0	1	100.00	0	0	0	0	0	0	9:17	6:21	5:29	0:00	21:07	10	2:06
21	D	HOLM Marcus +A	M	0	1	1	0	6	5	1	54.55	0	0	0	0	0	-1	13:33	15:00	13:46	4:17	46:36	6	7:46
4	F	OLSSON Stefan	M	0	0	0	0	0	1	-1	0.00	0	0	0	0	0	0	0:00	0:00	0:00	0:00	0:00	0	0:00
15	D	HEDBERG Christian	M	0	0	0	0	0	0	0	0.00	0	0	0	0	0	0	4:13	3:23	0:00	0:00	7:36	5	1:31
18	F	OJALA Peter +C	M	0	0	0	0	0	0	0	0.00	0	0	0	0	0	-1	7:04	3:29	2:11	0:00	12:44	6	2:07
20	F	RAKOS Niklas	M	0	0	0	0	0	0	0	0.00	0	0	0	0	0	-2	5:45	9:58	7:59	0:00	23:42	8	2:57
5	GK	NILSSON Ulf	M	0	0	0	0					0	0	0	0	0								
14	GK	JONSSON Kenth	M	0	0	0	0					0	0	0	0	0								
<b>Total</b>				<b>2</b>	<b>3</b>	<b>5</b>	<b>4</b>	<b>24</b>	<b>18</b>	<b>6</b>	<b>57.14</b>	<b>1</b>	<b>8</b>	<b>2</b>	<b>0</b>	<b>11</b>								

LEGEND

(G)	Goals in tournament	*	does not count for Plus/minus	+/-	Plus/minus net	+A	Assistant captain
+C	Captain	A	Assists	AVG	Average time on ice / shift	D	Defence
EA	Extra attacker	EQ	Equal strength	ET/Res	Penalty end time/Result of game	F	Forward
FO-	Face-offs lost	FO%	Face-offs won as percentage	FO+	Face-offs won	FO+/-	Face-offs net
G	Goals	Gen	Gender	GK	Goalkeeper	M	Male
MIP	Minutes in play (GK)	No	Jersey number	OT	Overtime	P	Points
PIM	Penalties in minutes	Pos	Position	PP2	Power play - 2 players	PPG	Power play goals
SHF	Number of shifts	SHG	Shorthanded goals	SOG	Shots on goal	SVS	Saves
TOT	Total	TPP	Time on power play	TS	Total shots		



WED 12 MAR 2014  
Start Time 16:00

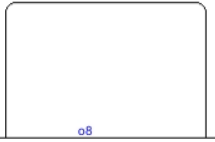
Shot Chart

Таблица бросков

ITA - SWE

Shots by SWE

Goals (o): 1    SSG (+): 0  
SSP (<): 0    SPG (-): 1



GK 1 of ITA

Shots by ITA

Goals (o): 0    SSG (+): 8  
SSP (<): 0    SPG (-): 4



GK 5 of SWE

Shots by SWE

Goals (o): 0    SSG (+): 2  
SSP (<): 0    SPG (-): 2



GK 1 of ITA



GK 15 of ITA

Shots by ITA

Goals (o): 0    SSG (+): 8  
SSP (>): 0    SPG (-): 8



GK 5 of SWE

Shots by SWE

Goals (o): 1    SSG (+): 7  
SSP (>): 0    SPG (-): 2



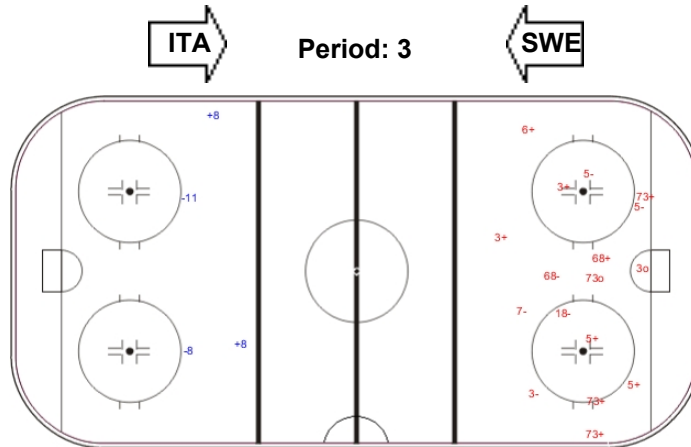
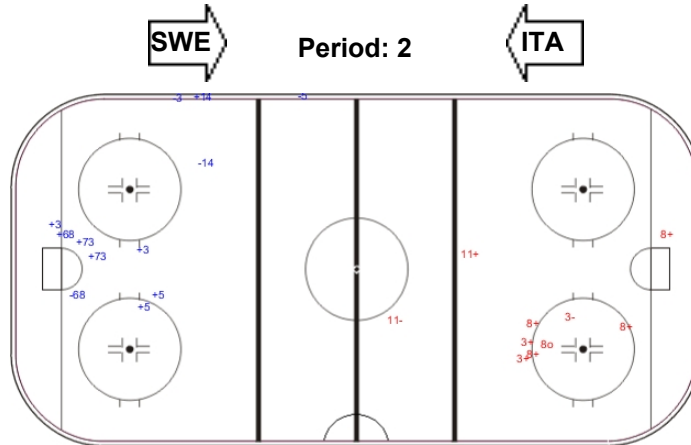
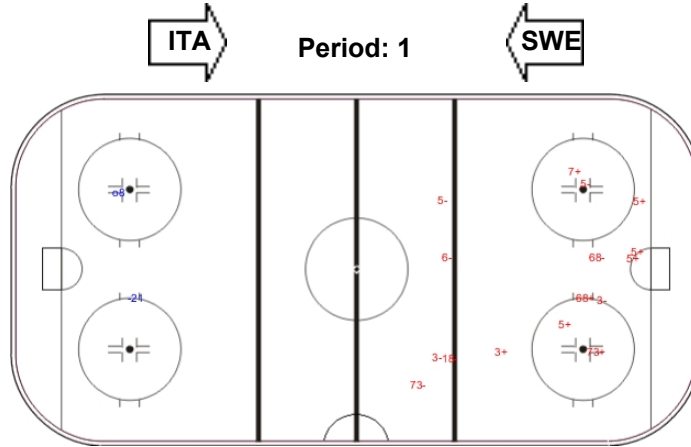
GK 1 of ITA

Shots by ITA

Goals (o): 2    SSG (+): 9  
SSP (>): 0    SPG (-): 6



GK 5 of SWE







Shots by SWE

Goals (o): 0

SSG (+): 0

SSP (<): 0

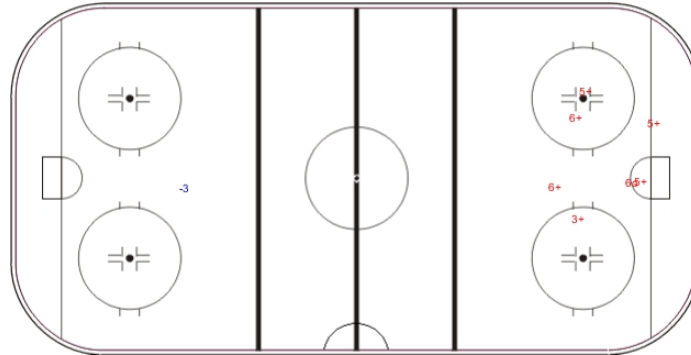
SPG (-): 1



GK 15 of ITA



**Overtime**



Shots by ITA

Goals (o): 1

SSG (+): 6

SSP (>): 0

SPG (-): 0



GK 5 of SWE

**LEGEND**

**GK** Goalkeeper

**SPG** Shots past goal

**SSG** Shots saved by goalkeeper

**SSP** Shots saved by player



## Face-off Chart

Таблица вбрасываний

### ITA - SWE

#### PERIOD 1

ITA	SWE	ITA	SWE	ITA	SWE	Total wins all zones	
						ITA	SWE
Def. zone	Att. zone	Neutral zone		Att. zone	Def. zone	3 / 60%	2 / 40%
		+ 5	- 21	+ 5	- 3		
		- 5	+ 21	+ 18	- 3		
				- 18	+ 3		
Total wins / period		1 / 50%	1 / 50%	2 / 67%	1 / 33%		

#### PERIOD 2

ITA	SWE	ITA	SWE	ITA	SWE	Total wins all zones	
						ITA	SWE
Def. zone	Att. zone	Neutral zone		Att. zone	Def. zone	6 / 35%	11 / 65%
- 73	+ 3	- 5	+ 21	+ 5	- 3		
- 18	+ 3	- 73	+ 21	- 7	+ 3		
+ 7	- 21	+ 7	- 21	- 5	+ 3		
- 5	+ 3			+ 18	- 11		
+ 5	- 3			- 18	+ 11		
- 73	+ 3			+ 5	- 11		
				- 18	+ 3		
				- 18	+ 3		
Total wins / period		2 / 33%	4 / 67%	3 / 38%	5 / 62%		

#### PERIOD 3

ITA	SWE	ITA	SWE	ITA	SWE	Total wins all zones	
						ITA	SWE
Def. zone	Att. zone	Neutral zone		Att. zone	Def. zone	6 / 38%	10 / 62%
+ 5	- 3	- 7	+ 21	- 5	+ 3		
- 5	+ 3	- 73	+ 19	- 7	+ 3		
+ 18	- 3	+ 18	- 21	- 68	+ 3		
- 18	+ 3	- 5	+ 21	- 5	+ 3		
		+ 5	- 3	- 18	+ 3		
				+ 73	- 3		
				+ 5	- 3		
Total wins / period		2 / 50%	2 / 50%	2 / 29%	5 / 71%		

#### OVERTIME

ITA	SWE	ITA	SWE	ITA	SWE	Total wins all zones	
						ITA	SWE
Def. zone	Att. zone	Neutral zone		Att. zone	Def. zone	3 / 75%	1 / 25%
		- 5	+ 21	+ 5	- 21		
				+ 5	- 4		
				+ 5	- 3		
Total wins / period		0 / 0%	1 / 100%	3 / 100%	0 / 0%		



**TOTAL**

	ITA		SWE		ITA		SWE		Total wins all zones	
	Def. zone	Att. zone	ITA	SWE	Att. zone	Def. zone	ITA	SWE	ITA	SWE
Total wins / game	4 / 40%	6 / 60%	Neutral zone		4 / 36%	7 / 64%	10 / 48%	11 / 52%	18 / 43%	24 / 57%



HEAD TO HEAD

		SWE									
No.	3	4	11	19	21	Tot	wins ITA	Dz	Nz	Az	
ITA	5	7 - 5	1 - 0	1 - 0		2 - 4	20	11 55%	2 50%	2 33%	7 70%
	7	0 - 2				2 - 1	5	2 40%	1 100%	1 50%	0 0%
	18	2 - 6		1 - 1		1 - 0	11	4 36%	1 33%	1 100%	2 29%
	68	0 - 1					1	0 0%			0 0%
	73	1 - 2			0 - 1	0 - 1	5	1 20%	0 0%	0 0%	1 100%
<b>Tot</b>	26	1	3	1	11	42	18 43%	4 40%	4 36%	10 48%	
<b>wins SWE</b>	16 62%	0 0%	1 33%	1 100%	6 55%	24 57%					
<b>Dz</b>	10 63%	0 0%	1 33%		0 0%	11 52%					
<b>Nz</b>	0 0%			1 100%	6 67%	7 64%					
<b>Az</b>	6 67%				0 0%	6 60%					

LEGEND

**Az** Attacking zone      **Dz** Defending zone      **Nz** Neutral zone      **Tot** Total face-offs played



## Line-Ups

Составы

## CZE - KOR

## Referee(s)

SAMOYLOV Igor (RUS)

## Goalkeepers

Team: CZE

No	Name	Gen
6	VAPENKA Michal	M
64	HULIN Libor	M

## Team Line-ups

Team: CZE (red)

No	Pos	Name	Gen
21	D	KVOCH Tomas	M
29	D	KUBES Pavel +A	M
74	F	GEIER Michal	M
82	F	HABL Zdenek +A	M
96	F	KRUPICKA Zdenek	M
10	D	BERGER Jiri	M
65	D	HRBEK Miroslav	M
24	F	SAFRANEK Zdenek +C	M
30	F	FOJTIK Erik	M
77	F	PALAT David	M
7	D	MOTYCKA David	M
75	F	RAUL Jiri	M

Head Coach: BRIZA Jiri

## Linesmen

BEELLEN Louis (NED) , NYBERGET Espen (NOR)

Team: KOR

No	Name	Gen
31	YU Man-Gyun	M
74	CHUNG Young-Hoon	M

Team: KOR (white)

No	Pos	Name	Gen
28	D	LEE Jong-Kyung +C	M
68	D	HAN Min-Su	M
90	D	PARK Woo-Chul	M
14	F	JUNG Seung-Hwan	M
27	F	CHO Byeong-Seok	M
10	D	CHO Young-Jae	M
20	D	JANG Dong-Shin +A	M
88	D	PARK Sang-Hyeon	M
12	F	KIM Young-Sung	M
26	F	KIM Dea-Jung	M
4	D	SA Sung-Keun	M
21	F	LEE Ju-Seung	M
55	F	JANG Jong-Ho +A	M

Head Coach: KIM Ik-Hwan

## NOT DRESSED:

11	F	CHOI Bae-Suk	M
39	F	LEE Young-Min	M

## LEGEND

<b>D</b>	Defence	<b>F</b>	Forward	<b>Gen</b>	Gender	<b>M</b>	Male
<b>No</b>	Jersey number	<b>Pos</b>	Position	<b>+A</b>	Assistant captain	<b>+C</b>	Captain



WED 12 MAR 2014

Start Time 20:00 / End Time 21:56

## Game Summary

Общая игровая статистика

**CZE - KOR 2 - 0 (0 - 0, 1 - 0, 1 - 0)**

Spectators	Referee(s)	Linesmen
4769	SAMOYLOV Igor (RUS)	BEELEN Louis (NED) , NYBERGET Espen (NOR)

### Team Statistics

Period	Score	SVS	SOG	PIM	TPP	PPG	SHG
1	0 : 0	7 : 1	1 : 7	0 : 0	00:00 : 00:00	0 : 0	0 : 0
2	1 : 0	9 : 3	4 : 9	4 : 12	00:00 : 02:00	0 : 0	0 : 0
3	1 : 0	3 : 6	7 : 3	6 : 8	04:12 : 01:44	1 : 0	0 : 0
<b>Total</b>	<b>2 : 0</b>	<b>19 : 10</b>	<b>12 : 19</b>	<b>10 : 20</b>	<b>04:12 : 03:44</b>	<b>1 : 0</b>	<b>0 : 0</b>

### 1st Period

No game actions in this period

Action	Time	ET/Res	Team	Type	No	Name	(G)	Name of Assistant(s) / Action Description
GK	00:00		CZE		6	VAPENKA M		- Goalkeeper in
GK	00:00		KOR		31	YU MG		- Goalkeeper in

### 2nd Period

Action	Time	ET/Res	Team	Type	No	Name	(G)	Name of Assistant(s) / Action Description
<b>Goal</b>	<b>18:27</b>	<b>1 : 0</b>	<b>CZE</b>	<b>EQ</b>	<b>10</b>	<b>BERGER J</b>	(1)	30 FOJTIK E On Ice CZE 6 10 24 30 65 77 24 SAFRANEK Z KOR 31 14 27 28 68 90
Penalty	27:55	29:55	CZE	2 min.	96	KRUPICKA Z		- Roughing
Penalty	28:33	30:33	CZE	2 min.	30	FOJTIK E		- Holding an opponent
Penalty	29:04	31:04	KOR	2 min.	14	JUNG SH		- Interference
Penalty	29:04	41:04	KOR	10 min.	14	JUNG SH		- Misconduct / start serving at 31:04

### 3rd Period

Action	Time	ET/Res	Team	Type	No	Name	(G)	Name of Assistant(s) / Action Description
Penalty	36:23	38:23	CZE	2 min.	24	SAFRANEK Z		- Teeing
Penalty	37:32	39:32	KOR	2 min.	20	JANG DS		- Charging
Penalty	39:31	40:04	KOR	2 min.	12	KIM YS		- Elbowing
<b>Goal</b>	<b>40:04</b>	<b>2 : 0</b>	<b>CZE</b>	<b>PP1</b>	<b>21</b>	<b>KVOCH T</b>	(1)	29 KUBES P On Ice CZE 6 21 24 29 30 77 KOR 31 10 20 28 90 *
Penalty	40:27	42:27	CZE	2 min.	74	GEIER M		- Roughing
Penalty	40:27	42:27	KOR	2 min.	10	CHO YJ		- Slashing
Penalty	40:49	42:49	KOR	2 min.	20	JANG DS		- Roughing
Penalty	44:25	45:00	CZE	2 min.	74	GEIER M		- Elbowing
GK	45:00		CZE					6 VAPENKA M - Goalkeeper out
GK	45:00		KOR					31 YU MG - Goalkeeper out

### Goalkeeper Records

Team : CZE - Czech Republic

No	Name	SOG	SVS	MIP
6	VAPENKA Michal	19	19	45:00
64	HULIN Libor			

Team : KOR - Korea

No	Name	SOG	SVS	MIP
31	YU Man-Gyun	12	10	45:00
74	CHUNG Young-Hoon			

### Game Statistics

Team : CZE (red)

Head Coach : BRIZA Jiri												Shots on Goal					Time on Ice							
No	Pos	Name	Gen	G	A	P	PIM	FO+	FO-	FO+/-	FO%	1	2	3	OT	TS	+/-	1	2	3	OT	TOT	SHF	AVG
21	D	KVOCH Tomas	M	1	0	1	0	0	0	0	0.00	0	0	1	1	0	0	7:57	7:28	5:36		21:01	21	1:00
29	D	KUBES Pavel +A	M	0	1	1	0	0	0	0	0.00	0	0	0	0	0	0	6:37	7:31	6:03		20:11	22	0:55
74	F	GEIER Michal	M	0	0	0	4	0	0	0	0.00	0	0	1	1	0	0	7:41	6:36	6:43		21:00	20	1:03
82	F	HABL Zdenek +A	M	0	0	0	0	11	11	0	50.00	1	1	1	3	0	0	6:46	7:44	6:17		20:47	21	0:59
96	F	KRUPICKA Zdenek	M	0	0	0	2	0	0	0	0.00	0	1	0	1	0	0	4:23	5:41	3:11		13:15	14	0:56



WED 12 MAR 2014

Start Time 20:00 / End Time 21:56

Head Coach : BRIZA Jiri											Shots on Goal					Time on Ice								
No	Pos	Name	Gen	G	A	P	PIM	FO+	FO-	FO+/-	FO%	1	2	3	OT	TS	+/-	1	2	3	OT	TOT	SHF	AVG
10	D	BERGER Jiri	M	1	0	1	0	0	0	0	0.00	0	1	2	3	3	+1	7:51	7:05	9:09		24:05	19	1:16
24	F	SAFRANEK Zdenek +C	M	0	1	1	2	0	5	-5	0.00	0	1	0	1	1	+1	4:32	3:48	6:15		14:35	18	0:48
30	F	FOJTIK Erik	M	0	1	1	2	9	11	-2	45.00	0	0	1	1	1	+1	8:12	7:17	8:35		24:04	20	1:12
65	D	HRBEK Miroslav	M	0	0	0	0	0	0	0	0.00	0	0	0	0	0	+1	7:29	6:26	7:52		21:47	18	1:12
77	F	PALAT David	M	0	0	0	0	0	1	-1	0.00	0	0	1	1	1	+1	4:30	4:31	6:34		15:35	18	0:51
7	D	MOTYCKA David	M	0	0	0	0	0	0	0	0.00	0	0	0	0	0	0	6:01	3:17	1:39		10:57	10	1:05
75	F	RAUL Jiri	M	0	0	0	0	2	1	1	66.67	0	0	0	0	0	0	2:38	3:54	1:33		8:05	10	0:48
6	GK	VAPENKA Michal	M	0	0	0	0					0	0	0	0	0								
64	GK	HULIN Libor	M	0	0	0	0					0	0	0	0	0								
<b>Total</b>				<b>2</b>	<b>3</b>	<b>5</b>	<b>10</b>	<b>22</b>	<b>29</b>	<b>-7</b>	<b>43.14</b>	<b>1</b>	<b>4</b>	<b>7</b>		<b>12</b>								

Team : KOR (white)

Head Coach : KIM Ik-Hwan											Shots on Goal					Time on Ice								
No	Pos	Name	Gen	G	A	P	PIM	FO+	FO-	FO+/-	FO%	1	2	3	OT	TS	+/-	1	2	3	OT	TOT	SHF	AVG
14	F	JUNG Seung-Hwan	M	0	0	0	12	0	0	0	0.00	1	2	0	3	3	-1	8:54	8:13	2:29		19:36	15	1:18
27	F	CHO Byeong-Seok	M	0	0	0	0	1	0	1	100.00	1	1	0	2	2	-1	8:48	9:15	4:31		22:34	17	1:19
28	D	LEE Jong-Kyung +C	M	0	0	0	0	21	11	10	65.62	1	0	0	1	1	-1	8:32	8:43	9:03		26:18	20	1:18
68	D	HAN Min-Su	M	0	0	0	0	0	0	0	0.00	0	2	0	2	2	-1	8:06	9:38	7:43		25:27	20	1:16
90	D	PARK Woo-Chul	M	0	0	0	0	0	2	-2	0.00	1	1	1	3	3	-1	8:29	9:30	8:31		26:30	21	1:15
10	D	CHO Young-Jae	M	0	0	0	2	0	0	0	0.00	1	1	1	3	3	0	6:48	5:13	6:57		18:58	17	1:06
12	F	KIM Young-Sung	M	0	0	0	2	0	2	-2	0.00	1	1	1	3	3	0	6:15	5:51	5:58		18:04	17	1:03
20	D	JANG Dong-Shin +A	M	0	0	0	4	0	0	0	0.00	0	1	0	1	1	0	6:49	5:41	6:18		18:48	17	1:06
26	F	KIM Dea-Jung	M	0	0	0	0	0	0	0	0.00	0	0	0	0	0	0	5:57	5:34	6:05		17:36	16	1:06
88	D	PARK Sang-Hyeon	M	0	0	0	0	7	7	0	50.00	1	0	0	1	1	0	6:46	6:30	6:16		19:32	17	1:08
4	D	SA Sung-Keun	M	0	0	0	0	0	0	0	0.00	0	0	0	0	0	0	0:00	0:00	0:00		0:00	0	0:00
21	F	LEE Ju-Seung	M	0	0	0	0	0	0	0	0.00	0	0	0	0	0	0	0:00	0:00	0:12		0:12	1	0:12
55	F	JANG Jong-Ho +A	M	0	0	0	0	0	0	0	0.00	0	0	0	0	0	0	0:00	0:00	3:20		3:20	5	0:40
31	GK	YU Man-Gyun	M	0	0	0	0					0	0	0	0	0								
74	GK	CHUNG Young-Hoon	M	0	0	0	0					0	0	0	0	0								
<b>Total</b>				<b>0</b>	<b>0</b>	<b>0</b>	<b>20</b>	<b>29</b>	<b>22</b>	<b>7</b>	<b>56.86</b>	<b>7</b>	<b>9</b>	<b>3</b>		<b>19</b>								

LEGEND

(G)	Goals in tournament	*	does not count for Plus/minus	+/-	Plus/minus net	+A	Assistant captain
+C	Captain	A	Assists	AVG	Average time on ice / shift	D	Defence
EQ	Equal strength	ET/Res	Penalty end time/Result of game	F	Forward	FO-	Face-offs lost
FO%	Face-offs won as percentage	FO+	Face-offs won	FO+/-	Face-offs net	G	Goals
Gen	Gender	GK	Goalkeeper	M	Male	MIP	Minutes in play (GK)
No	Jersey number	OT	Overtime	P	Points	PIM	Penalties in minutes
Pos	Position	PP1	Power play - 1 player	PPG	Power play goals	SHF	Number of shifts
SHG	Shorthanded goals	SOG	Shots on goal	SVS	Saves	TOT	Total
TPP	Time on power play	TS	Total shots				



WED 12 MAR 2014  
Start Time 20:00

## Shot Chart

Таблица бросков

### CZE - KOR

Shots by KOR

Goals (o): 0    SSG (+): 7  
SSP (<): 0    SPG (-): 0



GK 6 of CZE

Shots by CZE

Goals (o): 1    SSG (+): 3  
SSP (<): 0    SPG (-): 2



GK 31 of KOR

Shots by KOR

Goals (o): 0    SSG (+): 3  
SSP (<): 0    SPG (-): 2



GK 6 of CZE

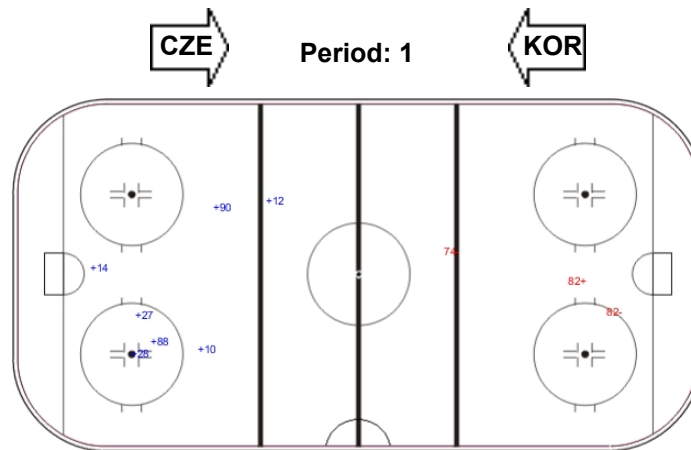
#### LEGEND

**GK** Goalkeeper

**SPG** Shots past goal

**SSG** Shots saved by goalkeeper

**SSP** Shots saved by player



Shots by CZE

Goals (o): 0    SSG (+): 1  
SSP (>): 0    SPG (-): 2



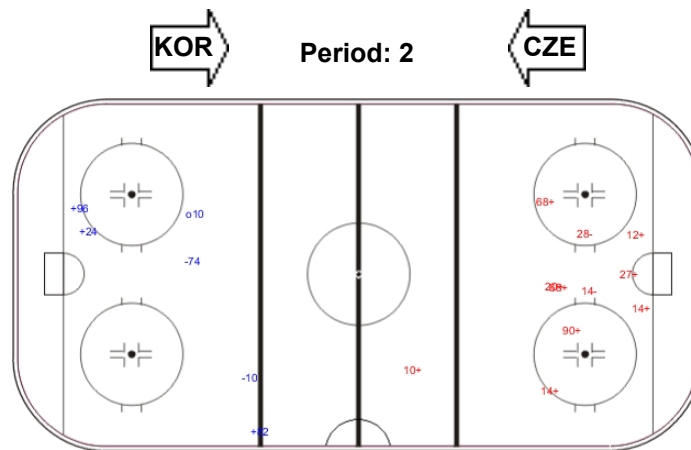
GK 31 of KOR

Shots by KOR

Goals (o): 0    SSG (+): 9  
SSP (>): 0    SPG (-): 2

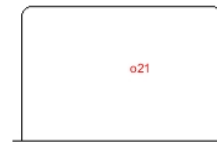


GK 6 of CZE

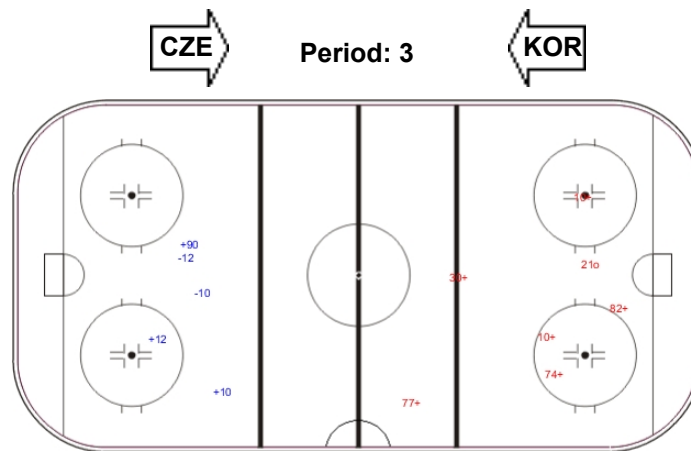


Shots by CZE

Goals (o): 1    SSG (+): 6  
SSP (>): 0    SPG (-): 0



GK 31 of KOR







## Face-off Chart

Таблица вбрасываний

### CZE - KOR

#### PERIOD 1

	CZE		KOR		CZE		KOR		CZE		KOR	
	Def. zone	Att. zone	Neutral zone	Neutral zone	Att. zone	Def. zone	Att. zone	Def. zone	Att. zone	Def. zone	Total wins all zones	Total wins all zones
	+ 82	- 88	+ 82	- 28	+ 82	- 28	+ 82	- 28	+ 82	- 28	7 / 47%	8 / 53%
	- 24	+ 28	+ 82	- 28	- 30	+ 28	- 30	+ 28	- 30	+ 28		
	- 30	+ 88	+ 30	- 28	+ 30	- 28	+ 30	- 28	+ 82	- 88		
	- 30	+ 28										
	- 82	+ 28										
	- 30	+ 28										
	- 82	+ 88										
	- 30	+ 28										
Total wins / period	1 / 13%	7 / 87%	3 / 100%	0 / 0%	3 / 75%	1 / 25%						

#### PERIOD 2

	CZE		KOR		CZE		KOR		CZE		KOR	
	Def. zone	Att. zone	Neutral zone	Neutral zone	Att. zone	Def. zone	Att. zone	Def. zone	Att. zone	Def. zone	Total wins all zones	Total wins all zones
	- 24	+ 88	- 82	+ 28	+ 82	- 12	+ 82	- 12	+ 82	- 12	8 / 47%	9 / 53%
	+ 82	- 88	- 82	+ 88	- 30	+ 28	- 30	+ 28	- 30	+ 28		
	+ 30	- 28	+ 30	- 28	+ 82	- 28	+ 82	- 28	+ 82	- 28		
	- 30	+ 28	- 30	+ 28								
	+ 82	- 88										
	+ 30	- 88										
	+ 75	- 28										
	- 82	+ 28										
	- 77	+ 88										
	- 82	+ 27										
Total wins / period	5 / 50%	5 / 50%	1 / 25%	3 / 75%	2 / 67%	1 / 33%						

#### PERIOD 3

	CZE		KOR		CZE		KOR		CZE		KOR	
	Def. zone	Att. zone	Neutral zone	Neutral zone	Att. zone	Def. zone	Att. zone	Def. zone	Att. zone	Def. zone	Total wins all zones	Total wins all zones
	- 82	+ 28	- 82	+ 28	- 24	+ 28	- 24	+ 28	- 24	+ 28	7 / 37%	12 / 63%
	+ 75	- 28	+ 30	- 28	- 24	+ 28	- 24	+ 28	- 24	+ 28		
	- 75	+ 28	- 82	+ 88	- 30	+ 28	- 30	+ 28	- 30	+ 28		
	- 82	+ 88			- 30	+ 28	- 30	+ 28	- 24	+ 28		
	+ 82	- 88			- 24	+ 28	- 24	+ 28	+ 82	- 90		
	+ 30	- 88			+ 82	- 90	+ 82	- 90	+ 30	- 90		
	+ 30	- 12			+ 30	- 90	+ 30	- 90	+ 30	- 12		
	- 30	+ 28			- 82	+ 28	- 82	+ 28	- 30	+ 28		
Total wins / period	4 / 50%	4 / 50%	1 / 33%	2 / 67%	2 / 25%	6 / 75%						

#### TOTAL



	CZE		KOR		CZE		KOR		Total wins all zones	
	Def. zone	Att. zone	Neutral zone		Att. zone	Def. zone			CZE	KOR
Total wins / game	10 / 38%	16 / 62%	5 / 50%	5 / 50%	7 / 47%	8 / 53%			22 / 43%	29 / 57%



HEAD TO HEAD

		KOR									
No.	12	27	28	88	90	Tot	wins CZE	Dz	Nz	Az	
CZE	24		0 - 4	0 - 1		5	0 0%	0 0%		0 0%	
	30	1 - 0		5 - 10	2 - 1	1 - 0	20	9 45%	4 40%	3 75%	2 33%
	75			2 - 1			3	2 67%	2 67%		
	77				0 - 1		1	0 0%	0 0%		
	82	1 - 0	0 - 1	4 - 6	5 - 4	1 - 0	22	11 50%	4 40%	2 33%	5 83%
	<b>Tot</b>	<b>2</b>	<b>1</b>	<b>32</b>	<b>14</b>	<b>2</b>	<b>51</b>	<b>22</b> 43%	<b>10</b> 38%	<b>5</b> 50%	<b>7</b> 47%
<b>wins KOR</b>	0 0%	1 100%	21 66%	7 50%	0 0%	29 57%					
<b>Dz</b>	0 0%		8 73%	0 0%	0 0%	8 53%					
<b>Nz</b>			3 38%	2 100%		5 50%					
<b>Az</b>	0 0%	1 100%	10 77%	5 45%		16 62%					

LEGEND

**Az** Attacking zone      **Dz** Defending zone      **Nz** Neutral zone      **Tot** Total face-offs played



## Line-Ups

Составы

### RUS - NOR

#### Referee(s)

MORRISON Johnathan (USA)

#### Goalkeepers

Team: RUS

No	Name	Gen
20	KAMANTCEV Vladimir	M
1	IVANOV Mikhail	M

#### Team Line-ups

Team: RUS (red)

No	Pos	Name	Gen
2	D	LYSOV Aleksei	M
19	D	KUZNETSOV Ivan	M
16	F	DVINYANINOV Andrey	M
21	F	PETROV Evgeny	M
23	F	VOLKOV Ilia +A	M
5	D	VARLAKOV Vasili	M
17	D	SELYUKIN Vadim +A	M
8	F	LISOV Dmitrii +C	M
9	F	SHIKHOV Konstantin	M
11	F	AMOSOV Alexey	M
10	F	TUCHIN Ruslan	M
14	F	POPOV Ilia	M
22	F	TERENTYEV Nikolay	M

Head Coach: SAMOYLOV Sergey

#### NOT DRESSED:

4	D	ANDRIYANOV Maxim	M
6	D	LITVINENKO Vladimir	M

#### Linesmen

CLARK Matthew (CAN) , FRERICHS Brian (USA)

Team: NOR

No	Name	Gen
2	BUEN Kristian	M
18	HAMAR Kjell Christian	M

Team: NOR (white)

No	Pos	Name	Gen
3	D	PEDERSEN Rolf Einar	M
7	D	HAGEN Eskil	M
23	D	KLAKEGG Jan Roger +C	M
17	F	SOLBERG Loyd-Remi Pallander +A	M
22	F	BAKKE Audun	M
16	D	NORDSTOGA Knut Andre	M
9	F	VAERNES Morten +A	M
12	F	BOGLE Magnus	M
15	F	SORHEIM Emil	M
20	F	HAMRE Martin	M
6	F	KIRSTISTUEN Emil	M
10	F	RIVERA Tor Joakim	M
21	F	AUSTEVOLL Ole Bjarte	M

Head Coach: HAGLUND Morten

#### NOT DRESSED:

8	F	SVEE Stig Tore	M
---	---	----------------	---

#### LEGEND

<b>D</b>	Defence	<b>F</b>	Forward	<b>Gen</b>	Gender	<b>M</b>	Male
<b>No</b>	Jersey number	<b>Pos</b>	Position	<b>+A</b>	Assistant captain	<b>+C</b>	Captain



## Game Summary

Общая игровая статистика

**RUS - NOR 4 - 0 (2 - 0, 0 - 0, 2 - 0)**

Spectators	Referee(s)	Linesmen
5246	MORRISON Johnathan (USA)	CLARK Matthew (CAN) , FRERICHS Brian (USA)

### Team Statistics

Period	Score	SVS	SOG	PIM	TPP	PPG	SHG
1	2 : 0	2 : 5	7 : 2	0 : 2	02:00 : 00:00	0 : 0	0 : 0
2	0 : 0	2 : 6	6 : 2	4 : 2	02:00 : 02:47	0 : 0	0 : 0
3	2 : 0	2 : 5	7 : 2	0 : 2	02:00 : 01:13	0 : 0	0 : 0
<b>Total</b>	<b>4 : 0</b>	<b>6 : 16</b>	<b>20 : 6</b>	<b>4 : 6</b>	<b>06:00 : 04:00</b>	<b>0 : 0</b>	<b>0 : 0</b>

### 1st Period

Action	Time	ET/Res	Team	Type	No	Name	(G)	Name of Assistant(s) / Action Description
GK	00:00		RUS		20	KAMANTCEV V		- Goalkeeper in
GK	00:00		NOR		2	BUEN K		- Goalkeeper in
<b>Goal</b>	<b>05:40</b>	<b>1 : 0</b>	<b>RUS</b>	<b>EQ</b>	<b>8</b>	<b>LISOV D</b>	(1)	9 SHIKHOV K On Ice RUS 20 2 5 8 9 10 NOR 2 9 15 16 17 22
Penalty	10:18	12:18	NOR	2 min.	3	PEDERSEN RE		- Teeing
<b>Goal</b>	<b>12:55</b>	<b>2 : 0</b>	<b>RUS</b>	<b>EQ</b>	<b>11</b>	<b>AMOSOV A</b>	(2)	9 SHIKHOV K On Ice RUS 20 5 9 11 16 17 16 DVINYANINOV A NOR 2 3 9 12 15 16

### 2nd Period

Action	Time	ET/Res	Team	Type	No	Name	(G)	Name of Assistant(s) / Action Description
Penalty	19:12	21:12	RUS	2 min.	5	VARLAKOV V		- Charging
Penalty	21:18	23:18	NOR	2 min.	-	- Team penalty		- Too Many Players on the Ice / Served by: 20 HAMRE M
Penalty	29:13	31:13	RUS	2 min.	-	- Team penalty		- Too Many Players on the Ice / Served by: 21 PETROV E

### 3rd Period

Action	Time	ET/Res	Team	Type	No	Name	(G)	Name of Assistant(s) / Action Description
<b>Goal</b>	<b>34:27</b>	<b>3 : 0</b>	<b>RUS</b>	<b>EQ</b>	<b>22</b>	<b>TERENTYEV N</b>	(1)	9 SHIKHOV K On Ice RUS 20 5 9 11 17 22 NOR 2 3 7 9 15 22
Penalty	37:09	39:09	NOR	2 min.	3	PEDERSEN RE		- Elbowing
GK	42:12		NOR					2 BUEN K - Goalkeeper out
Time-out	43:52		NOR					
<b>Goal</b>	<b>44:23</b>	<b>4 : 0</b>	<b>RUS</b>	<b>EQ</b>	<b>21</b>	<b>PETROV E</b>	(2)	19 KUZNETSOV I On Ice RUS 20 2 8 19 21 23 NOR 3 7 15 16 22 23
GK	44:23		NOR		2	BUEN K		- Goalkeeper in
Time-out	44:23		RUS					
GK	45:00		RUS					20 KAMANTCEV V - Goalkeeper out
GK	45:00		NOR					2 BUEN K - Goalkeeper out

### Goalkeeper Records

#### Team : RUS - Russian Federation

No	Name	SOG	SVS	MIP
20	KAMANTCEV Vladimir	6	6	45:00
1	IVANOV Mikhail			

#### Team : NOR - Norway

No	Name	SOG	SVS	MIP
2	BUEN Kristian	19	16	42:49
18	HAMAR Kjell Christian			

### Game Statistics

#### Team : RUS (red)

Head Coach : SAMOYLOV Sergey

No	Pos	Name	Gen	G	A	P	PIM	FO+	FO-	FO+/-	FO%	Shots on Goal					+/-	Time on Ice				
												1	2	3	OT	TS		1	2	3	OT	TOT
2	D	LYSOV Aleksei	M	0	0	0	0	0	0	0	0.00	0	0	2	2	+2	7:56	8:02	8:46	24:44	17	1:27
16	F	DVINYANINOV Andrey	M	0	1	1	0	0	0	0	0.00	0	0	0	0	+1	5:10	3:25	0:00	8:35	9	0:57
19	D	KUZNETSOV Ivan	M	0	1	1	0	0	0	0	0.00	1	0	0	1	+1	7:13	9:17	8:09	24:39	18	1:22
21	F	PETROV Evgeny	M	1	0	1	0	0	0	0	0.00	0	2	1	3	+1	4:36	6:59	7:07	18:42	16	1:10



THU 13 MAR 2014

Start Time 13:00 / End Time 14:55

Head Coach : SAMOYLOV Sergey											Shots on Goal					Time on Ice								
No	Pos	Name	Gen	G	A	P	PIM	FO+	FO-	FO+/-	FO%	1	2	3	OT	TS	+/-	1	2	3	OT	TOT	SHF	AVG
23	F	VOLKOV Ilia +A	M	0	0	0	0	11	10	1	52.38	0	1	0		1	+1	4:39	7:46	6:40		19:05	17	1:07
5	D	VARLAKOV Vasilii	M	0	0	0	2	0	0	0	0.00	0	1	0		1	+3	7:42	5:44	6:51		20:17	16	1:16
8	F	LISOV Dmitrii +C	M	1	0	1	0	0	3	-3	0.00	3	1	0		4	+2	5:37	8:32	7:31		21:40	17	1:16
9	F	SHIKHOV Konstantin	M	0	3	3	0	0	0	0	0.00	0	1	1		2	+3	5:00	6:29	6:24		17:53	14	1:16
11	F	AMOSOV Alexey	M	1	0	1	0	4	13	-9	23.53	1	0	1		2	+2	4:52	5:04	7:37		17:33	13	1:21
17	D	SELYUKIN Vadim +A	M	0	0	0	0	0	0	0	0.00	1	0	0		1	+2	7:01	6:56	6:16		20:13	14	1:26
10	F	TUCHIN Ruslan	M	0	0	0	0	4	2	2	66.67	0	0	0		0	+1	4:13	1:01	0:38		5:52	5	1:10
14	F	POPOV Ilia	M	0	0	0	0	0	0	0	0.00	1	0	0		1	0	5:21	0:00	0:38		5:59	4	1:29
22	F	TERENTYEV Nikolay	M	1	0	1	0	0	0	0	0.00	0	0	2		2	+1	5:21	2:40	6:52		14:53	11	1:21
1	GK	IVANOV Mikhail	M	0	0	0	0					0	0	0		0								
20	GK	KAMANTCEV Vladimir	M	0	0	0	0					0	0	0		0								
<b>Total</b>				<b>4</b>	<b>5</b>	<b>9</b>	<b>2</b>	<b>19</b>	<b>28</b>	<b>-9</b>	<b>40.43</b>	<b>7</b>	<b>6</b>	<b>7</b>		<b>20</b>								

Team : NOR (white)

Head Coach : HAGLUND Morten											Shots on Goal					Time on Ice									
No	Pos	Name	Gen	G	A	P	PIM	FO+	FO-	FO+/-	FO%	1	2	3	OT	TS	+/-	1	2	3	OT	TOT	SHF	AVG	
3	D	PEDERSEN Rolf Einar	M	0	0	0	4	18	4	14	81.82	0	1	0		1	-3	6:52	9:10	8:21		24:23	23	1:03	
7	D	HAGEN Eskil	M	0	0	0	0	0	0	0	0.00	0	0	0		0	-2	7:09	8:02	10:08		25:19	21	1:12	
17	F	SOLBERG Loyd-Remi Pallander +A	M	0	0	0	0	0	1	-1	0.00	1	0	0		1	-1	7:29	7:58	8:16		23:43	19	1:14	
22	F	BAKKE Audun	M	0	0	0	0	1	2	-1	33.33	0	1	0		1	-3	7:44	10:54	9:44		28:22	19	1:29	
23	D	KLAKEGG Jan Roger +C	M	0	0	0	0	2	2	0	50.00	1	0	0		1	-1	8:02	8:08	7:32		23:42	22	1:04	
9	F	VAERNES Morten +A	M	0	0	0	0	0	0	0	0.00	0	0	0		0	-3	6:55	5:57	8:53		21:45	20	1:05	
12	F	BOGLE Magnus	M	0	0	0	0	6	8	-2	42.86	0	0	0		0	-1	5:08	6:04	4:08		15:20	19	0:48	
15	F	SORHEIM Emil	M	0	0	0	0	1	2	-1	33.33	0	0	0		0	-4	5:02	2:26	5:51		13:19	14	0:57	
16	D	NORDSTOGA Knut Andre	M	0	0	0	0	0	0	0	0.00	0	0	2		2	-3	7:46	6:37	7:47		22:10	20	1:06	
20	F	HAMRE Martin	M	0	0	0	0	0	0	0	0.00	0	0	0		0	0	4:16	3:35	2:17		10:08	11	0:55	
6	F	KIRSTISTUEN Emil	M	0	0	0	0	0	0	0	0.00	0	0	0		0	0	0:00	0:00	0:36		0:36	1	0:36	
10	F	RIVERA Tor Joakim	M	0	0	0	0	0	0	0	0.00	0	0	0		0	0	1:52	1:03	0:52		3:47	5	0:45	
21	F	AUSTEVOLL Ole Bjarte	M	0	0	0	0	0	0	0	0.00	0	0	0		0	0	4:28	2:47	0:36		7:51	8	0:58	
2	GK	BUEN Kristian	M	0	0	0	0					0	0	0		0									
18	GK	HAMAR Kjell Christian	M	0	0	0	0					0	0	0		0									
<b>Total</b>				<b>0</b>	<b>0</b>	<b>0</b>	<b>4</b>	<b>28</b>	<b>19</b>	<b>9</b>	<b>59.57</b>	<b>2</b>	<b>2</b>	<b>2</b>		<b>6</b>									

LEGEND

(G) Goals in tournament	+/- Plus/minus net	+A Assistant captain	+C Captain
A Assists	AVG Average time on ice / shift	D Defence	ENG Empty net goal
EQ Equal strength	ET/Res Penalty end time/Result of game	F Forward	FO- Face-offs lost
FO% Face-offs won as percentage	FO+ Face-offs won	FO+/- Face-offs net	G Goals
Gen Gender	GK Goalkeeper	M Male	MIP Minutes in play (GK)
No Jersey number	OT Overtime	P Points	PIM Penalties in minutes
Pos Position	PPG Power play goals	SHF Number of shifts	SHG Shorthanded goals
SOG Shots on goal	SVS Saves	TOT Total	TPP Time on power play
TS Total shots			



## Shot Chart

Таблица бросков

### RUS - NOR

Shots by NOR

Goals (o): 0  
SSG (+): 2  
SSP (<): 0  
SPG (-): 2



GK 20 of RUS

Shots by RUS

Goals (o): 0  
SSG (+): 6  
SSP (>): 0  
SPG (-): 0



GK 2 of NOR

Shots by NOR

Goals (o): 0  
SSG (+): 2  
SSP (<): 1  
SPG (-): 2



GK 20 of RUS

Shots by RUS

Goals (o): 2  
SSG (+): 5  
SSP (>): 0  
SPG (-): 3



GK 2 of NOR

Shots by NOR

Goals (o): 0  
SSG (+): 2  
SSP (>): 0  
SPG (-): 1



GK 20 of RUS

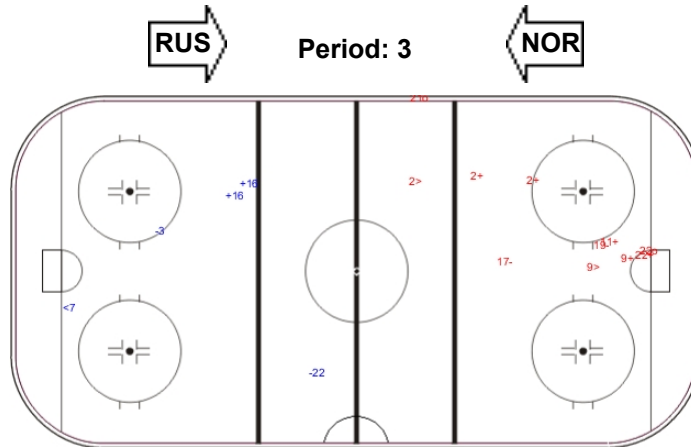
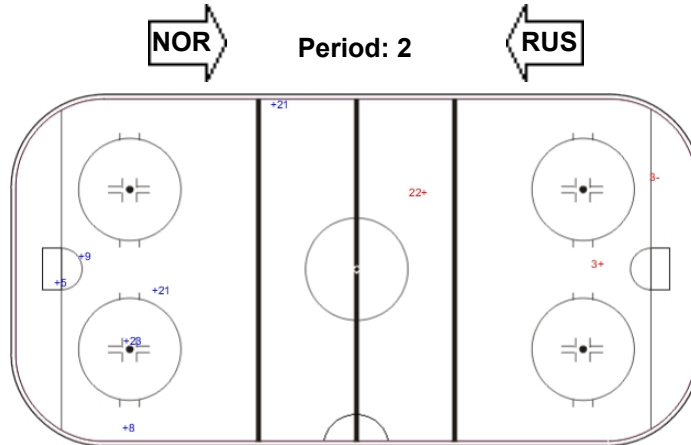
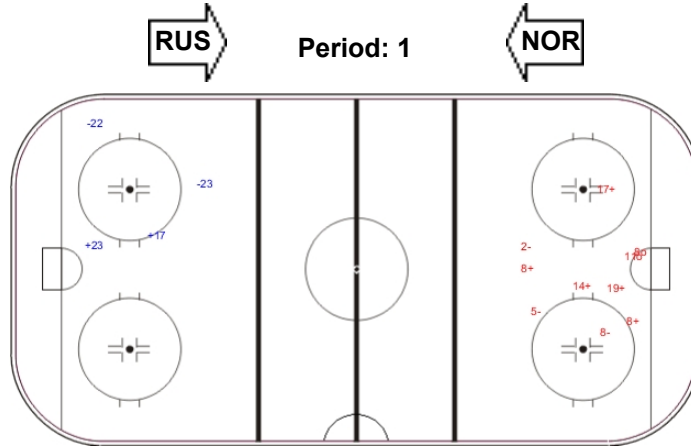
Shots by RUS

Goals (o): 2  
SSG (+): 5  
SSP (>): 2  
SPG (-): 2



GK 2 of NOR

ENG



#### LEGEND

ENG Empty net goal    GK Goalkeeper    SPG Shots past goal    SSG Shots saved by goalkeeper    SSP Shots saved by player



## Face-off Chart

Таблица вбрасываний

### RUS - NOR

#### PERIOD 1

	RUS		NOR		RUS		NOR		RUS		NOR	
	Def. zone	Att. zone	Neutral zone	Neutral zone	Att. zone	Def. zone	Att. zone	Def. zone	Att. zone	Def. zone	Total wins	Total wins
	+ 23	- 12	- 23	+ 3	- 11	+ 3					all zones	
	- 23	+ 3	+ 11	- 3	- 11	+ 12						
	- 11	+ 3	+ 10	- 12	- 23	+ 15						
	+ 11	- 15	- 11	+ 12	- 11	+ 12						
	- 11	+ 3	- 10	+ 22	+ 23	- 12						
	+ 10	- 15			+ 23	- 23						
	- 10	+ 3										
Total wins / period	3 / 43%	4 / 57%	2 / 40%	3 / 60%	2 / 33%	4 / 67%					7 / 39%	11 / 61%

#### PERIOD 2

	RUS		NOR		RUS		NOR		RUS		NOR	
	Def. zone	Att. zone	Neutral zone	Neutral zone	Att. zone	Def. zone	Att. zone	Def. zone	Att. zone	Def. zone	Total wins	Total wins
	+ 23	- 12	- 23	+ 3	- 23	+ 12					all zones	
	- 8	+ 3	+ 23	- 12	- 11	+ 3						
	+ 23	- 12			+ 11	- 22						
	- 8	+ 3			- 23	+ 12						
					- 11	+ 3						
					- 23	+ 12						
					+ 23	- 22						
					- 11	+ 3						
					- 11	+ 3						
Total wins / period	2 / 50%	2 / 50%	1 / 50%	1 / 50%	2 / 22%	7 / 78%					5 / 33%	10 / 67%

#### PERIOD 3

	RUS		NOR		RUS		NOR		RUS		NOR	
	Def. zone	Att. zone	Neutral zone	Neutral zone	Att. zone	Def. zone	Att. zone	Def. zone	Att. zone	Def. zone	Total wins	Total wins
	+ 11	- 3	- 23	+ 3	- 23	+ 23					all zones	
			+ 23	- 23	- 8	+ 3						
			- 11	+ 3	- 23	+ 3						
			- 11	+ 23	- 11	+ 3						
			+ 23	- 3	+ 23	- 17						
			+ 10	- 12	+ 23	- 3						
					+ 10	- 12						
Total wins / period	1 / 100%	0 / 0%	3 / 50%	3 / 50%	3 / 43%	4 / 57%					7 / 50%	7 / 50%

#### TOTAL

	RUS		NOR		RUS		NOR		RUS		NOR	
	Def. zone	Att. zone	Neutral zone	Neutral zone	Att. zone	Def. zone	Att. zone	Def. zone	Att. zone	Def. zone	Total wins	Total wins
											all zones	
Total wins / game	6 / 50%	6 / 50%	6 / 46%	7 / 54%	7 / 32%	15 / 68%					19 / 40%	28 / 60%





HEAD TO HEAD

		NOR										
	No.	3	12	15	17	22	23	Tot	wins RUS	Dz	Nz	Az
RUS	8	0 - 3						3	0 0%	0 0%		0 0%
	10	0 - 1	3 - 0	1 - 0		0 - 1		6	4 67%	1 50%	2 67%	1 100%
	11	2 - 9	0 - 3	1 - 0		1 - 0	0 - 1	17	4 24%	2 50%	1 25%	1 11%
	23	2 - 5	5 - 3	0 - 1	1 - 0	1 - 0	2 - 1	21	11 52%	3 75%	3 50%	5 45%
	<b>Tot</b>	22	14	3	1	3	4	47	19 40%	6 50%	6 46%	7 32%
	<b>wins NOR</b>	18 82%	6 43%	1 33%	0 0%	1 33%	2 50%	28 60%				
	<b>Dz</b>	8 89%	5 71%	1 100%	0 0%	0 0%	1 50%	15 68%				
	<b>Nz</b>	4 67%	1 25%			1 100%	1 50%	7 54%				
	<b>Az</b>	6 86%	0 0%	0 0%				6 50%				

LEGEND

**Az** Attacking zone      **Dz** Defending zone      **Nz** Neutral zone      **Tot** Total face-offs played



## Line-Ups

Составы

## CAN - USA

## Referee(s)

BOESE Paul (CAN)

## Goalkeepers

Team: CAN

No	Name	Gen
30	WATSON Corbin	M
22	ST-AMAND Benoit	M

## Team Line-ups

Team: CAN (red)

No	Pos	Name	Gen
11	D	DIXON Adam +A	M
14	D	ARSENAULT Steve	M
12	F	WESTLAKE Greg +C	M
18	F	BRIDGES Billy	M
27	F	BOWDEN Brad +A	M
4	D	WHITSON Derek	M
29	D	MURRAY Graeme	M
5	F	REMPEL Kevin	M
7	F	DORION Marc	M
26	F	LAROCQUE Dominic	M
8	F	McGREGOR Tyler	M
9	F	GALE Anthony	M
10	F	DELANEY Ben	M

Head Coach: MONDIN Mike

## NOT DRESSED:

20	F	LUDWIG Karl	M
25	D	GEMMELL James	M

## Linesmen

KLOCHKOV Dmitriy (RUS) , YUDAKOV Sergey (RUS)

Team: USA

No	Name	Gen
34	CASH Steve	M
1	LEE Jen	M

Team: USA (white)

No	Pos	Name	Gen
11	D	CARRON Tyler	M
19	D	CHACE Taylor +A	M
13	F	SWEENEY Joshua +A	M
23	F	ROMAN Rico	M
28	F	SCHAUS Paul	M
9	D	YOHE Andy +C	M
15	D	LANDEROS Nikko	M
4	F	ROYBAL Brody	M
6	F	FARMER Declan	M
27	F	PAULS Joshua	M
8	F	SHAW Greg	M
18	F	McKEE Kevin	M
20	F	PAGE Adam	M

Head Coach: SAUER Jeff

## NOT DRESSED:

7	F	LIPSETT Taylor	M
14	F	McCOY Daniel	M

## LEGEND

<b>D</b>	Defence	<b>F</b>	Forward	<b>Gen</b>	Gender	<b>M</b>	Male
<b>No</b>	Jersey number	<b>Pos</b>	Position	<b>+A</b>	Assistant captain	<b>+C</b>	Captain



THU 13 MAR 2014

Start Time 20:00 / End Time 21:45

## Game Summary

Общая игровая статистика

**CAN - USA 0 - 3 (0 - 2, 0 - 1, 0 - 0)**

Spectators	Referee(s)	Linesmen
5150	BOESE Paul (CAN)	KLOCHKOV Dmitry (RUS), YUDAKOV Sergey (RUS)

### Team Statistics

Period	Score	SVS	SOG	PIM	TPP	PPG	SHG
1	0 : 2	1 : 6	6 : 3	0 : 2	00:00 : 00:00	0 : 0	0 : 0
2	0 : 1	1 : 4	4 : 2	2 : 2	04:00 : 02:00	0 : 0	0 : 0
3	0 : 0	5 : 1	1 : 5	2 : 2	00:57 : 02:00	0 : 0	0 : 0
<b>Total</b>	<b>0 : 3</b>	<b>7 : 11</b>	<b>11 : 10</b>	<b>4 : 6</b>	<b>04:57 : 04:00</b>	<b>0 : 0</b>	<b>0 : 0</b>

### 1st Period

Action	Time	ET/Res	Team	Type	No	Name	(G)	Name of Assistant(s) / Action Description
GK	00:00		CAN		30	WATSON C		- Goalkeeper in
GK	00:00		USA		34	CASH S		- Goalkeeper in
<b>Goal</b>	<b>09:12</b>	<b>0 : 1</b>	<b>USA</b>	<b>EQ</b>	<b>6</b>	<b>FARMER D</b>	(2)	27 PAULS J On Ice CAN 30 4 12 18 27 29 15 LANDEROS N USA 34 4 6 15 19 27
<b>Goal</b>	<b>14:04</b>	<b>0 : 2</b>	<b>USA</b>	<b>EQ</b>	<b>6</b>	<b>FARMER D</b>	(3)	19 CHACE T On Ice CAN 30 4 8 9 10 29 USA 34 4 6 11 19 27
Penalty	15:00	17:00	USA	2 min.	19	CHACE T		- Interference

### 2nd Period

Action	Time	ET/Res	Team	Type	No	Name	(G)	Name of Assistant(s) / Action Description
Penalty	17:26	19:26	USA	2 min.	23	ROMAN R		- Interference
<b>Goal</b>	<b>19:55</b>	<b>0 : 3</b>	<b>USA</b>	<b>EQ</b>	<b>27</b>	<b>PAULS J</b>	(1)	6 FARMER D On Ice CAN 30 5 8 9 11 12 USA 34 6 15 19 23 27
Penalty	27:08	29:08	CAN	2 min.	18	BRIDGES B		- Slashing

### 3rd Period

Action	Time	ET/Res	Team	Type	No	Name	(G)	Name of Assistant(s) / Action Description
Penalty	38:27	40:27	CAN	2 min.	11	DIXON A		- Elbowing
Penalty	44:03	45:00	USA	2 min.	-	Team penalty		- Too Many Players on the Ice / Served by: 23 ROMAN R
Time-out	44:03		CAN					
GK	44:10		CAN					30 WATSON C - Goalkeeper out
GK	45:00		USA					34 CASH S - Goalkeeper out

### Goalkeeper Records

Team : CAN - Canada

No	Name	SOG	SVS	MIP
30	WATSON Corbin	10	7	44:10
22	ST-AMAND Benoit			

Team : USA - United States

No	Name	SOG	SVS	MIP
34	CASH Steve	11	11	45:00
1	LEE Jen			

### Game Statistics

Team : CAN (red)

Head Coach : MONDIN Mike											Shots on Goal				Time on Ice									
No	Pos	Name	Gen	G	A	P	PIM	FO+	FO-	FO+/-	FO%	1	2	3	OT	TS	+/-	1	2	3	OT	TOT	SHF	AVG
11	D	DIXON Adam +A	M	0	0	0	2	0	0	0	0.00	1	1	0	0	2	-1	8:38	8:31	7:51		25:00	21	1:11
12	F	WESTLAKE Greg +C	M	0	0	0	0	1	1	0	50.00	2	0	1	3	-2	5:27	8:52	9:11		23:30	22	1:04	
14	D	ARSENAULT Steve	M	0	0	0	0	0	0	0	0.00	0	0	0	0	0	0	10:04	4:08	6:36		20:48	19	1:05
18	F	BRIDGES Billy	M	0	0	0	2	10	6	4	62.50	1	1	0	2	-1	5:47	7:26	8:34		21:47	20	1:05	
27	F	BOWDEN Brad +A	M	0	0	0	0	0	0	0	0.00	0	0	0	0	-1	5:18	8:09	7:56		21:23	21	1:01	
4	D	WHITSON Derek	M	0	0	0	0	0	0	0	0.00	0	1	0	1	-2	4:59	6:43	6:00		17:42	17	1:02	
5	F	REMPEL Kevin	M	0	0	0	0	2	1	1	66.67	1	1	0	2	-1	4:26	5:10	4:34		14:10	14	1:00	
7	F	DORION Marc	M	0	0	0	0	2	3	-1	40.00	1	0	0	1	0	3:53	3:30	3:25		10:48	11	0:58	
26	F	LAROCQUE Dominic	M	0	0	0	0	0	0	0	0.00	0	0	0	0	0	3:40	3:11	4:59		11:50	14	0:50	
29	D	MURRAY Graeme	M	0	0	0	0	0	0	0	0.00	0	0	0	0	-2	6:28	6:50	7:27		20:45	20	1:02	

THU 13 MAR 2014  
Start Time 20:00 / End Time 21:45



Head Coach : MONDIN Mike											Shots on Goal					Time on Ice								
No	Pos	Name	Gen	G	A	P	PIM	FO+	FO-	FO+/-	FO%	1	2	3	OT	TS	+/-	1	2	3	OT	TOT	SHF	AVG
8	F	McGREGOR Tyler	M	0	0	0	0	0	0	0	0.00	0	0	0	0	0	-2	5:19	2:45	1:53		9:57	12	0:49
9	F	GALE Anthony	M	0	0	0	0	4	5	-1	44.44	0	0	0	0	0	-2	5:40	4:20	4:29		14:29	14	1:02
10	F	DELANEY Ben	M	0	0	0	0	0	0	0	0.00	0	0	0	0	0	-1	4:54	3:05	0:24		8:23	9	0:55
22	GK	ST-AMAND Benoit	M	0	0	0	0					0	0	0	0	0								
30	GK	WATSON Corbin	M	0	0	0	0					0	0	0	0	0								
<b>Total</b>				<b>0</b>	<b>0</b>	<b>0</b>	<b>4</b>	<b>19</b>	<b>16</b>	<b>3</b>	<b>54.29</b>	<b>6</b>	<b>4</b>	<b>1</b>		<b>11</b>								

Team : USA (white)

Head Coach : SAUER Jeff											Shots on Goal					Time on Ice								
No	Pos	Name	Gen	G	A	P	PIM	FO+	FO-	FO+/-	FO%	1	2	3	OT	TS	+/-	1	2	3	OT	TOT	SHF	AVG
11	D	CARRON Tyler	M	0	0	0	0	0	0	0	0.00	0	0	0	0	0	+1	9:18	3:35	3:55		16:48	7	2:24
13	F	SWEENEY Joshua +A	M	0	0	0	0	0	0	0	0.00	0	0	2	2	2	0	6:46	6:31	8:56		22:13	14	1:35
19	D	CHACE Taylor +A	M	0	1	1	2	0	0	0	0.00	0	0	0	0	0	+3	9:22	8:12	8:53		26:27	10	2:38
23	F	ROMAN Rico	M	0	0	0	2	4	8	-4	33.33	1	0	0	1	1	+1	5:55	7:43	7:40		21:18	14	1:31
28	F	SCHAUS Paul	M	0	0	0	0	0	2	-2	0.00	0	0	0	0	0	0	5:42	7:26	7:11		20:19	16	1:16
4	F	ROYBAL Brody	M	0	0	0	0	0	0	0	0.00	0	0	1	1	1	+2	5:08	3:49	5:00		13:57	9	1:33
6	F	FARMER Declan	M	2	1	3	0	11	3	8	78.57	2	0	1	3	3	+3	5:02	5:24	4:37		15:03	10	1:30
9	D	YOHE Andy +C	M	0	0	0	0	0	0	0	0.00	0	0	0	0	0	0	5:39	4:45	6:05		16:29	7	2:21
15	D	LANDEROS Nikko	M	0	1	1	0	0	0	0	0.00	0	0	1	1	1	+2	5:39	11:24	11:04		28:07	7	4:01
27	F	PAULS Joshua	M	1	1	2	0	0	2	-2	0.00	0	2	0	2	2	+3	5:04	7:47	5:07		17:58	11	1:38
8	F	SHAW Greg	M	0	0	0	0	1	4	-3	20.00	0	0	0	0	0	0	3:32	0:00	1:44		5:16	6	0:52
18	F	McKEE Kevin	M	0	0	0	0	0	0	0	0.00	0	0	0	0	0	0	3:24	2:16	2:08		7:48	9	0:52
20	F	PAGE Adam	M	0	0	0	0	0	0	0	0.00	0	0	0	0	0	0	4:13	1:54	1:29		7:36	7	1:05
1	GK	LEE Jen	M	0	0	0	0					0	0	0	0	0								
34	GK	CASH Steve	M	0	0	0	0					0	0	0	0	0								
<b>Total</b>				<b>3</b>	<b>4</b>	<b>7</b>	<b>4</b>	<b>16</b>	<b>19</b>	<b>-3</b>	<b>45.71</b>	<b>3</b>	<b>2</b>	<b>5</b>		<b>10</b>								

LEGEND

<b>(G)</b> Goals in tournament	<b>+/-</b> Plus/minus net	<b>+A</b> Assistant captain	<b>+C</b> Captain
<b>A</b> Assists	<b>AVG</b> Average time on ice / shift	<b>D</b> Defence	<b>EQ</b> Equal strength
<b>ET/Res</b> Penalty end time/Result of game	<b>F</b> Forward	<b>FO-</b> Face-offs lost	<b>FO%</b> Face-offs won as percentage
<b>FO+</b> Face-offs won	<b>FO+/-</b> Face-offs net	<b>G</b> Goals	<b>Gen</b> Gender
<b>GK</b> Goalkeeper	<b>M</b> Male	<b>MIP</b> Minutes in play (GK)	<b>No</b> Jersey number
<b>OT</b> Overtime	<b>P</b> Points	<b>PIM</b> Penalties in minutes	<b>Pos</b> Position
<b>PPG</b> Power play goals	<b>SHF</b> Number of shifts	<b>SHG</b> Shorthanded goals	<b>SOG</b> Shots on goal
<b>SVS</b> Saves	<b>TOT</b> Total	<b>TPP</b> Time on power play	<b>TS</b> Total shots



THU 13 MAR 2014  
Start Time 20:00

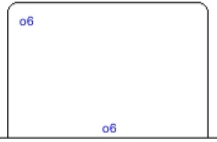
## Shot Chart

Таблица бросков

### CAN - USA

Shots by USA

Goals (o): 2    SSG (+): 1  
SSP (<): 0    SPG (-): 5



GK 30 of CAN

Shots by CAN

Goals (o): 0    SSG (+): 4  
SSP (<): 0    SPG (-): 3



GK 34 of USA

Shots by USA

Goals (o): 0    SSG (+): 5  
SSP (<): 0    SPG (-): 2



GK 30 of CAN

Shots by CAN

Goals (o): 0    SSG (+): 6  
SSP (>): 0    SPG (-): 4



GK 34 of USA

Shots by USA

Goals (o): 1    SSG (+): 1  
SSP (>): 0    SPG (-): 3



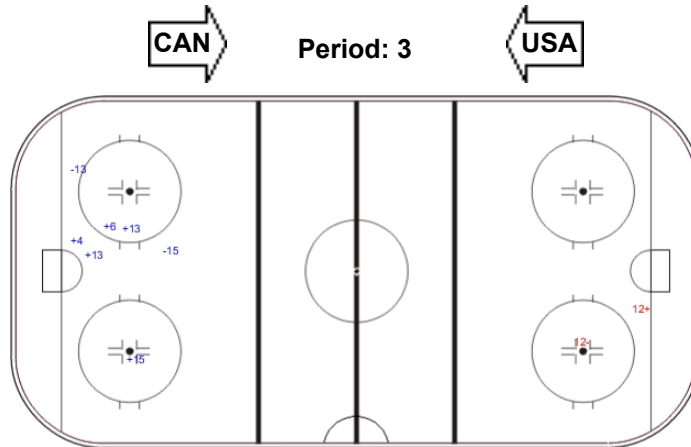
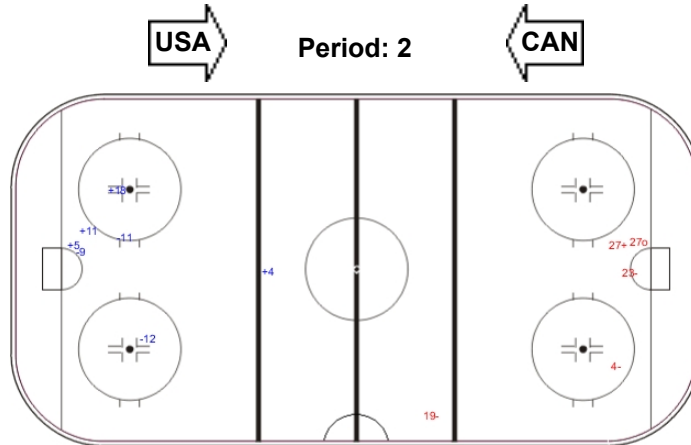
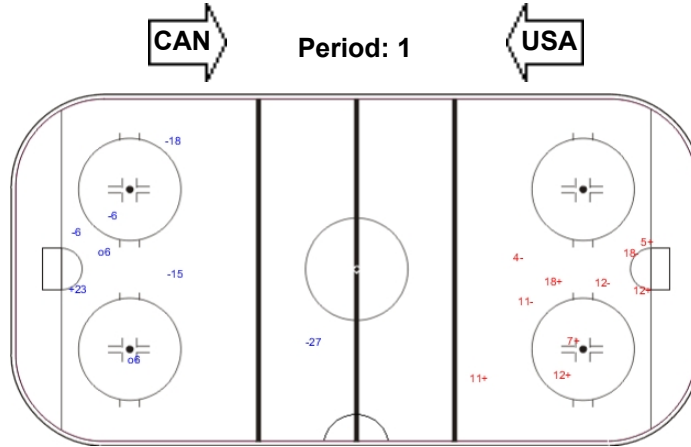
GK 30 of CAN

Shots by CAN

Goals (o): 0    SSG (+): 1  
SSP (>): 0    SPG (-): 1



GK 34 of USA



#### LEGEND

**GK** Goalkeeper

**SPG** Shots past goal

**SSG** Shots saved by goalkeeper

**SSP** Shots saved by player



## Face-off Chart

Таблица вбрасываний

### CAN - USA

#### PERIOD 1

	CAN		USA		CAN		USA		Total wins all zones				
	Def. zone	Att. zone	Neutral zone		Att. zone	Def. zone							
	+ 5	- 8	+ 18	- 23	+ 18	- 8	+ 9	- 6	<table border="1"> <thead> <tr> <th>CAN</th> <th>USA</th> </tr> </thead> <tbody> <tr> <td>10 / 77%</td> <td>3 / 23%</td> </tr> </tbody> </table>	CAN	USA	10 / 77%	3 / 23%
CAN	USA												
10 / 77%	3 / 23%												
			- 18	+ 23	+ 9	- 6	+ 9	- 8					
			- 9	+ 6	+ 18	- 8	+ 7	- 23					
			- 7	+ 6	+ 7	- 23	+ 9	- 27					
			+ 7	- 23									
			+ 18	- 23									
Total wins / period	1 / 100%	0 / 0%	3 / 50%	3 / 50%	6 / 100%	0 / 0%							

#### PERIOD 2

	CAN		USA		CAN		USA		Total wins all zones				
	Def. zone	Att. zone	Neutral zone		Att. zone	Def. zone							
	- 7	+ 6	- 18	+ 23	+ 9	- 28	- 18	+ 6	<table border="1"> <thead> <tr> <th>CAN</th> <th>USA</th> </tr> </thead> <tbody> <tr> <td>2 / 22%</td> <td>7 / 78%</td> </tr> </tbody> </table>	CAN	USA	2 / 22%	7 / 78%
CAN	USA												
2 / 22%	7 / 78%												
	+ 12	- 6	- 18	+ 6									
	- 9	+ 23	- 9	+ 23									
			- 7	+ 6									
Total wins / period	1 / 33%	2 / 67%	0 / 0%	4 / 100%	1 / 50%	1 / 50%							

#### PERIOD 3

	CAN		USA		CAN		USA		Total wins all zones				
	Def. zone	Att. zone	Neutral zone		Att. zone	Def. zone							
	- 9	+ 6	+ 18	- 23	- 18	+ 6	+ 18	- 28	<table border="1"> <thead> <tr> <th>CAN</th> <th>USA</th> </tr> </thead> <tbody> <tr> <td>7 / 54%</td> <td>6 / 46%</td> </tr> </tbody> </table>	CAN	USA	7 / 54%	6 / 46%
CAN	USA												
7 / 54%	6 / 46%												
	+ 18	- 23	+ 5	- 27									
	- 5	+ 6	+ 18	- 6									
	- 12	+ 6	- 18	+ 8									
	- 9	+ 6											
	+ 18	- 23											
	+ 18	- 23											
Total wins / period	3 / 43%	4 / 57%	3 / 75%	1 / 25%	1 / 50%	1 / 50%							

#### TOTAL

	CAN		USA		CAN		USA		Total wins all zones				
	Def. zone	Att. zone	Neutral zone		Att. zone	Def. zone							
Total wins / game	5 / 45%	6 / 55%	6 / 43%	8 / 57%	8 / 80%	2 / 20%			<table border="1"> <thead> <tr> <th>CAN</th> <th>USA</th> </tr> </thead> <tbody> <tr> <td>19 / 54%</td> <td>16 / 46%</td> </tr> </tbody> </table>	CAN	USA	19 / 54%	16 / 46%
CAN	USA												
19 / 54%	16 / 46%												



HEAD TO HEAD

		USA									
No.	6	8	23	27	28	Tot	wins CAN	Dz	Nz	Az	
CAN	5	0 - 1	1 - 0		1 - 0	3	2 67%	1 50%	1 100%		
	7	0 - 3		2 - 0		5	2 40%	0 0%	1 33%	1 100%	
	9	1 - 3	1 - 0	0 - 2	1 - 0	9	4 44%	0 0%	0 0%	4 100%	
	12	1 - 1				2	1 50%	1 50%			
	18	1 - 3	2 - 1	6 - 2		16	10 63%	3 100%	4 50%	3 60%	
<b>Tot</b>	14	5	12	2	2	35	19 54%	5 45%	6 43%	8 80%	
<b>wins USA</b>	11 79%	1 20%	4 33%	0 0%	0 0%	16 46%					
<b>Dz</b>	2 67%	0 0%	0 0%	0 0%	0 0%	2 20%					
<b>Nz</b>	4 80%	1 100%	3 43%	0 0%		8 57%					
<b>Az</b>	5 83%	0 0%	1 25%			6 55%					

LEGEND

**Az** Attacking zone      **Dz** Defending zone      **Nz** Neutral zone      **Tot** Total face-offs played



## Line-Ups

Составы

## KOR - SWE

## Referee(s)

VANEK Jan (CZE)

## Goalkeepers

Team: KOR

No	Name	Gen
31	YU Man-Gyun	M
74	CHUNG Young-Hoon	M

## Team Line-ups

Team: KOR (white)

No	Pos	Name	Gen
28	D	LEE Jong-Kyung +C	M
68	D	HAN Min-Su	M
90	D	PARK Woo-Chul	M
14	F	JUNG Seung-Hwan	M
27	F	CHO Byeong-Seok	M
10	D	CHO Young-Jae	M
20	D	JANG Dong-Shin +A	M
88	D	PARK Sang-Hyeon	M
26	F	KIM Dea-Jung	M
55	F	JANG Jong-Ho +A	M
12	F	KIM Young-Sung	M
21	F	LEE Ju-Seung	M
39	F	LEE Young-Min	M

Head Coach: KIM Ik-Hwan

## NOT DRESSED:

4	D	SA Sung-Keun	M
11	F	CHOI Bae-Suk	M

## Linesmen

HELTMAN Tomasz (POL) , NYBERGET Espen (NOR)

Team: SWE

No	Name	Gen
5	NILSSON Ulf	M
14	JONSSON Kenth	M

Team: SWE (blue)

No	Pos	Name	Gen
3	D	INGVARSSON Niklas +A	M
11	D	LUNDGREN Rasmus	M
21	D	HOLM Marcus +A	M
8	F	KASPERI Per	M
19	F	FROM Gunnar	M
15	D	HEDBERG Christian	M
4	F	OLSSON Stefan	M
18	F	OJALA Peter +C	M

Head Coach: LUNDGREN Jorgen

## NOT DRESSED:

2	F	SILVSTRAND OLSSON Axel Filip	M
6	F	ANDERSON Aron	M
7	D	WISTRAND Anders	M
20	F	RAKOS Niklas	M

## LEGEND

<b>D</b>	Defence	<b>F</b>	Forward	<b>Gen</b>	Gender	<b>M</b>	Male
<b>No</b>	Jersey number	<b>Pos</b>	Position	<b>+A</b>	Assistant captain	<b>+C</b>	Captain





## Game Summary

Общая игровая статистика

**KOR - SWE 2 - 0 (1 - 0, 1 - 0, 0 - 0)**

Spectators	Referee(s)	Linesmen
4832	VANEK Jan (CZE)	HELTMAN Tomasz (POL) , NYBERGET Espen (NOR)

### Team Statistics

Period	Score	SVS	SOG	PIM	TPP	PPG	SHG
1	1 : 0	4 : 9	10 : 4	2 : 2	00:07 : 02:00	1 : 0	0 : 0
2	1 : 0	0 : 10	11 : 0	2 : 2	01:12 : 01:12	0 : 0	0 : 0
3	0 : 0	2 : 7	7 : 2	0 : 2	02:00 : 00:00	0 : 0	0 : 0
<b>Total</b>	<b>2 : 0</b>	<b>6 : 26</b>	<b>28 : 6</b>	<b>4 : 6</b>	<b>03:19 : 03:12</b>	<b>1 : 0</b>	<b>0 : 0</b>

### 1st Period

Action	Time	ET/Res	Team	Type	No	Name	(G) Name of Assistant(s) / Action Description
GK	00:00		KOR		31	YU MG	- Goalkeeper in
GK	00:00		SWE		5	NILSSON U	- Goalkeeper in
Penalty	04:24	06:24	KOR	2 min.	26	KIM DJ	- Holding an opponent
Penalty	09:59	10:06	SWE	2 min.	3	INGVARSSON N	- Holding an opponent
<b>Goal</b>	<b>10:06</b>	<b>1 : 0</b>	<b>KOR</b>	<b>PP1</b>	<b>20</b>	<b>JANG DS</b>	(1) 10 CHO YJ 28 LEE JK On Ice KOR 31 10 14 20 27 28 * SWE 5 8 11 15 21

### 2nd Period

Action	Time	ET/Res	Team	Type	No	Name	(G) Name of Assistant(s) / Action Description
<b>Goal</b>	<b>18:16</b>	<b>2 : 0</b>	<b>KOR</b>	<b>EQ</b>	<b>14</b>	<b>JUNG SH</b>	(2) 10 CHO YJ On Ice KOR 31 10 14 20 27 28 SWE 5 3 8 11 18 19
Penalty	23:40	25:40	KOR	2 min.	10	CHO YJ	- Charging
Penalty	24:52	26:52	SWE	2 min.	3	INGVARSSON N	- Holding an opponent

### 3rd Period

Action	Time	ET/Res	Team	Type	No	Name	(G) Name of Assistant(s) / Action Description
Penalty	42:09	44:09	SWE	2 min.	18	OJALA P	- Teeing
Time-out	42:09		SWE				
GK	44:51		SWE				5 NILSSON U - Goalkeeper out
GK	45:00		KOR				31 YU MG - Goalkeeper out

### Goalkeeper Records

Team : KOR - Korea

No	Name	SOG	SVS	MIP
31	YU Man-Gyun	6	6	45:00
74	CHUNG Young-Hoon			

Team : SWE - Sweden

No	Name	SOG	SVS	MIP
5	NILSSON Ulf	28	26	44:51
14	JONSSON Kenth			

### Game Statistics

Team : KOR (white)

Head Coach : KIM Ik-Hwan

No	Pos	Name	Gen	G	A	P	PIM	FO+	FO-	FO+/-	FO%	Shots on Goal				TS	+/-	Time on Ice				TOT	SHF	AVG
												1	2	3	OT			1	2	3	OT			
14	F	JUNG Seung-Hwan	M	1	0	1	0	0	0	0	0.00	2	3	4	9	+1	8:53	8:09	8:53	25:55	19	1:21		
27	F	CHO Byeong-Seok	M	0	0	0	0	1	1	0	50.00	2	0	0	2	+1	6:09	6:20	7:52	20:21	19	1:04		
28	D	LEE Jong-Kyung +C	M	0	1	1	0	14	11	3	56.00	1	0	1	2	+1	8:59	8:40	10:06	27:45	19	1:27		
68	D	HAN Min-Su	M	0	0	0	0	0	0	0	0.00	1	1	0	2	0	7:15	6:47	6:33	20:35	16	1:17		
90	D	PARK Woo-Chul	M	0	0	0	0	0	0	0	0.00	0	0	0	0	0	8:19	7:02	6:42	22:03	16	1:22		
10	D	CHO Young-Jae	M	0	2	2	2	0	0	0	0.00	2	2	0	4	+1	7:15	7:15	8:27	22:57	17	1:21		
20	D	JANG Dong-Shin +A	M	1	0	1	0	0	0	0	0.00	1	3	0	4	+1	7:01	8:48	8:14	24:03	17	1:24		
26	F	KIM Dea-Jung	M	0	0	0	2	0	0	0	0.00	0	1	0	1	0	6:19	6:12	4:38	17:09	18	0:57		
55	F	JANG Jong-Ho +A	M	0	0	0	0	0	0	0	0.00	0	1	1	2	0	5:22	6:21	5:48	17:31	15	1:10		
88	D	PARK Sang-Hyeon	M	0	0	0	0	9	8	1	52.94	1	0	1	2	0	7:01	7:12	6:22	20:35	17	1:12		
12	F	KIM Young-Sung	M	0	0	0	0	0	1	-1	0.00	0	0	0	0	0	0:00	0:00	0:13	0:13	1	0:13		



FRI 14 MAR 2014

Start Time 13:00 / End Time 14:49

Head Coach : KIM Ik-Hwan											Shots on Goal					Time on Ice								
No	Pos	Name	Gen	G	A	P	PIM	FO+	FO-	FO+/-	FO%	1	2	3	OT	TS	+/-	1	2	3	OT	TOT	SHF	AVG
21	F	LEE Ju-Seung	M	0	0	0	0	0	0	0	0.00	0	0	0	0	0	0	0:00	0:00	0:09	0	0:09	1	0:09
39	F	LEE Young-Min	M	0	0	0	0	0	0	0	0.00	0	0	0	0	0	0	0:00	0:00	0:53	0	0:53	1	0:53
31	GK	YU Man-Gyun	M	0	0	0	0					0	0	0	0	0								
74	GK	CHUNG Young-Hoon	M	0	0	0	0					0	0	0	0	0								
<b>Total</b>				<b>2</b>	<b>3</b>	<b>5</b>	<b>4</b>	<b>24</b>	<b>21</b>	<b>3</b>	<b>53.33</b>	<b>10</b>	<b>11</b>	<b>7</b>		<b>28</b>								

Team : SWE (blue)

Head Coach : LUNDGREN Jorgen											Shots on Goal					Time on Ice								
No	Pos	Name	Gen	G	A	P	PIM	FO+	FO-	FO+/-	FO%	1	2	3	OT	TS	+/-	1	2	3	OT	TOT	SHF	AVG
3	D	INGVARSSON Niklas +A	M	0	0	0	4	10	5	5	66.67	1	0	0	0	1	-1	13:16	11:52	14:16	0	39:24	9	4:22
8	F	KASPERI Per	M	0	0	0	0	1	2	-1	33.33	2	0	0	0	2	-1	11:07	13:05	11:47	0	35:59	11	3:16
11	D	LUNDGREN Rasmus	M	0	0	0	0	0	4	-4	0.00	1	0	1	0	2	-1	15:00	15:00	15:00	0	45:00	3	15:00
19	F	FROM Gunnar	M	0	0	0	0	0	0	0	0.00	0	0	0	0	0	-1	9:00	6:10	4:07	0	19:17	9	2:08
21	D	HOLM Marcus +A	M	0	0	0	0	3	1	2	75.00	0	0	1	0	1	0	11:27	10:54	11:51	0	34:12	11	3:06
4	F	OLSSON Stefan	M	0	0	0	0	0	1	-1	0.00	0	0	0	0	0	0	0:24	0:00	0:00	0	0:24	1	0:24
15	D	HEDBERG Christian	M	0	0	0	0	6	9	-3	40.00	0	0	0	0	0	0	7:37	9:55	8:58	0	26:30	11	2:24
18	F	OJALA Peter +C	M	0	0	0	2	1	2	-1	33.33	0	0	0	0	0	-1	7:02	6:00	7:13	0	20:15	12	1:41
5	GK	NILSSON Ulf	M	0	0	0	0					0	0	0	0	0								
14	GK	JONSSON Kenth	M	0	0	0	0					0	0	0	0	0								
<b>Total</b>				<b>0</b>	<b>0</b>	<b>0</b>	<b>6</b>	<b>21</b>	<b>24</b>	<b>-3</b>	<b>46.67</b>	<b>4</b>	<b>0</b>	<b>2</b>		<b>6</b>								

LEGEND

(G) Goals in tournament	*	does not count for Plus/minus	+/-	Plus/minus net	+A	Assistant captain
+C Captain	A	Assists	AVG	Average time on ice / shift	D	Defence
EQ Equal strength	ET/Res	Penalty end time/Result of game	F	Forward	FO-	Face-offs lost
FO% Face-offs won as percentage	FO+	Face-offs won	FO+/-	Face-offs net	G	Goals
Gen Gender	GK	Goalkeeper	M	Male	MIP	Minutes in play (GK)
No Jersey number	OT	Overtime	P	Points	PIM	Penalties in minutes
Pos Position	PP1	Power play - 1 player	PPG	Power play goals	SHF	Number of shifts
SHG Shorthanded goals	SOG	Shots on goal	SVS	Saves	TOT	Total
TPP Time on power play	TS	Total shots				



FRI 14 MAR 2014  
Start Time 13:00

## Shot Chart

Таблица бросков

### KOR - SWE

Shots by SWE

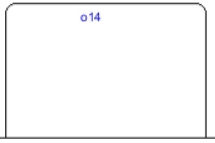
Goals (o): 0    SSG (+): 4  
SSP (<): 0    SPG (-): 0



GK 31 of KOR

Shots by KOR

Goals (o): 1    SSG (+): 10  
SSP (<): 0    SPG (-): 5



GK 5 of SWE

Shots by SWE

Goals (o): 0    SSG (+): 2  
SSP (<): 0    SPG (-): 4



GK 31 of KOR

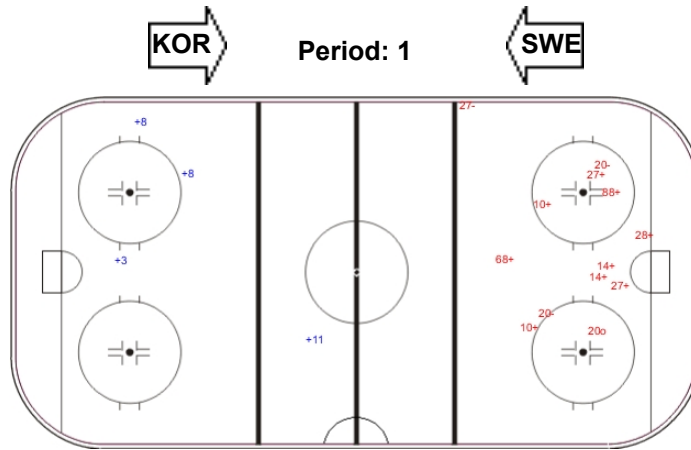
#### LEGEND

**GK** Goalkeeper

**SPG** Shots past goal

**SSG** Shots saved by goalkeeper

**SSP** Shots saved by player



Shots by KOR

Goals (o): 1    SSG (+): 9  
SSP (>): 0    SPG (-): 3



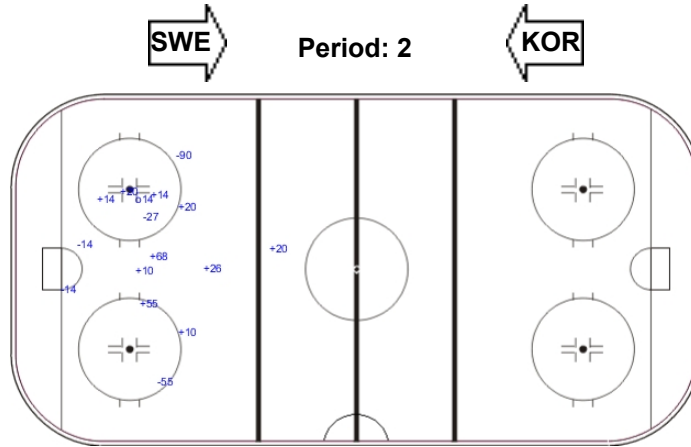
GK 5 of SWE

Shots by SWE

Goals (o): 0    SSG (+): 0  
SSP (>): 0    SPG (-): 0



GK 31 of KOR

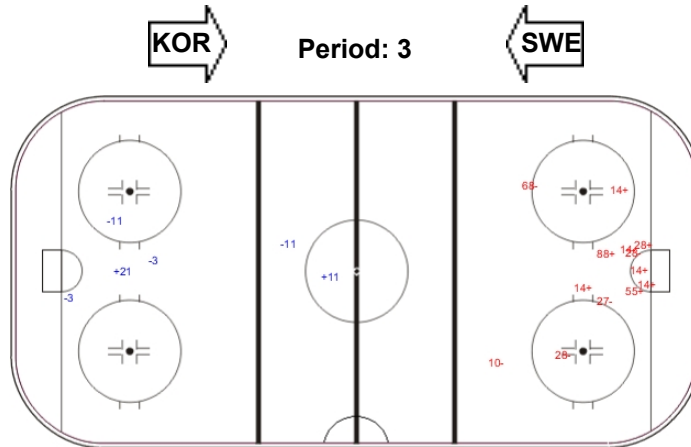


Shots by KOR

Goals (o): 0    SSG (+): 7  
SSP (>): 0    SPG (-): 6



GK 5 of SWE





## Face-off Chart

Таблица вбрасываний

### KOR - SWE

#### PERIOD 1

	KOR		SWE		KOR		SWE		Total wins all zones				
	Def. zone	Att. zone	Neutral zone	Neutral zone	Att. zone	Def. zone	Def. zone	Att. zone					
	+ 28	- 15	- 28	+ 21	+ 28	- 3			<table border="1"> <thead> <tr> <th>KOR</th> <th>SWE</th> </tr> </thead> <tbody> <tr> <td>10 / 63%</td> <td>6 / 37%</td> </tr> </tbody> </table>	KOR	SWE	10 / 63%	6 / 37%
KOR	SWE												
10 / 63%	6 / 37%												
	+ 28	- 4	- 28	+ 18	+ 88	- 11							
	+ 88	- 15	- 28	+ 15	- 88	+ 3							
	+ 28	- 15	- 28	+ 15	+ 88	- 3							
	+ 28	- 18			+ 28	- 11							
					- 88	+ 3							
					+ 28	- 15							
Total wins / period	5 / 100%	0 / 0%	0 / 0%	4 / 100%	5 / 71%	2 / 29%							

#### PERIOD 2

	KOR		SWE		KOR		SWE		Total wins all zones				
	Def. zone	Att. zone	Neutral zone	Neutral zone	Att. zone	Def. zone	Att. zone	Def. zone					
	+ 28	- 21	- 28	+ 15	- 28	+ 3			<table border="1"> <thead> <tr> <th>KOR</th> <th>SWE</th> </tr> </thead> <tbody> <tr> <td>8 / 50%</td> <td>8 / 50%</td> </tr> </tbody> </table>	KOR	SWE	8 / 50%	8 / 50%
KOR	SWE												
8 / 50%	8 / 50%												
			+ 88	- 8	- 28	+ 3							
			+ 88	- 15	+ 28	- 3							
			- 28	+ 21	- 88	+ 3							
			- 88	+ 8	+ 88	- 3							
					- 88	+ 3							
					+ 88	- 11							
					+ 27	- 8							
					- 88	+ 15							
					+ 28	- 3							
Total wins / period	1 / 100%	0 / 0%	2 / 40%	3 / 60%	5 / 50%	5 / 50%							

#### PERIOD 3

	KOR		SWE		KOR		SWE		Total wins all zones				
	Def. zone	Att. zone	Neutral zone	Neutral zone	Att. zone	Def. zone	Att. zone	Def. zone					
	+ 28	- 15	+ 28	- 15	- 88	+ 3			<table border="1"> <thead> <tr> <th>KOR</th> <th>SWE</th> </tr> </thead> <tbody> <tr> <td>6 / 46%</td> <td>7 / 54%</td> </tr> </tbody> </table>	KOR	SWE	6 / 46%	7 / 54%
KOR	SWE												
6 / 46%	7 / 54%												
	- 27	+ 15	+ 88	- 15	+ 88	- 11							
	+ 28	- 18	- 28	+ 21	- 88	+ 3							
	- 12	+ 3	+ 28	- 15	- 28	+ 3							
			- 28	+ 15									
Total wins / period	2 / 50%	2 / 50%	3 / 60%	2 / 40%	1 / 25%	3 / 75%							

#### TOTAL

	KOR		SWE		KOR		SWE		Total wins all zones				
	Def. zone	Att. zone	Neutral zone	Neutral zone	Att. zone	Def. zone	Att. zone	Def. zone					
Total wins / game	8 / 80%	2 / 20%	5 / 36%	9 / 64%	11 / 52%	10 / 48%			<table border="1"> <thead> <tr> <th>KOR</th> <th>SWE</th> </tr> </thead> <tbody> <tr> <td>24 / 53%</td> <td>21 / 47%</td> </tr> </tbody> </table>	KOR	SWE	24 / 53%	21 / 47%
KOR	SWE												
24 / 53%	21 / 47%												



HEAD TO HEAD

		SWE											
No.	3	4	8	11	15	18	21	Tot	wins KOR	Dz	Nz	Az	
KOR	12	0 - 1						1	0 0%	0 0%			
	27			1 - 0		0 - 1		2	1 50%	0 0%		1 100%	
	28	3 - 3	1 - 0		1 - 0	6 - 4	2 - 1	1 - 3	25	14 56%	7 100%	2 20%	5 63%
	88	2 - 6		1 - 1	3 - 0	3 - 1			17	9 53%	1 100%	3 75%	5 42%
<b>Tot</b>	15	1	3	4	15	3	4	45	24 53%	8 80%	5 36%	11 52%	
<b>wins SWE</b>	10 67%	0 0%	1 33%	0 0%	6 40%	1 33%	3 75%	21 47%					
<b>Dz</b>	9 64%		0 0%	0 0%	1 50%			10 48%					
<b>Nz</b>			1 50%		4 50%	1 100%	3 100%	9 64%					
<b>Az</b>	1 100%	0 0%			1 20%	0 0%	0 0%	2 20%					

LEGEND

**Az** Attacking zone      **Dz** Defending zone      **Nz** Neutral zone      **Tot** Total face-offs played



## Line-Ups

Составы

## CZE - ITA

## Referee(s)

HEGLE Petter (NOR)

## Goalkeepers

Team: CZE

No	Name	Gen
6	VAPENKA Michal	M
64	HULIN Libor	M

## Team Line-ups

Team: CZE (red)

No	Pos	Name	Gen
7	D	MOTYCKA David	M
21	D	KVOCH Tomas	M
29	D	KUBES Pavel +A	M
74	F	GEIER Michal	M
82	F	HABL Zdenek +A	M
10	D	BERGER Jiri	M
65	D	HRBEK Miroslav	M
24	F	SAFRANEK Zdenek +C	M
30	F	FOJTIK Erik	M
77	F	PALAT David	M
75	F	RAUL Jiri	M
96	F	KRUPICKA Zdenek	M

Head Coach: BRIZA Jiri

## Linesmen

CHAE Young-Jin (KOR) , KLOCHKOV Dmitriy (RUS)

Team: ITA

No	Name	Gen
15	ARAUDO Gabriele	M
1	STILLITANO Santino	M

Team: ITA (white)

No	Pos	Name	Gen
3	D	ROSA Gianluigi	M
5	F	PLANKER Florian +A	M
7	F	WINKLER Werner	M
8	F	RADICE Roberto	M
16	F	CHIAROTTI Andrea +C	M
6	D	CAVALIERE Gianluca +A	M
14	D	BALOSSETTI Bruno	M
18	F	MACRI Andrea	M
68	F	CORVINO Valerio	M
73	F	LEPERDI Gregory Brian Alexis	M
69	D	CONDELLO Giuseppe	M
11	F	LARCH Nils	M
62	F	DEPAOLI Christoph	M

Head Coach: da RIN Massimo

## NOT DRESSED:

88	F	KANESTRIN Rupert	M
----	---	------------------	---

## LEGEND

<b>D</b>	Defence	<b>F</b>	Forward	<b>Gen</b>	Gender	<b>M</b>	Male
<b>No</b>	Jersey number	<b>Pos</b>	Position	<b>+A</b>	Assistant captain	<b>+C</b>	Captain



## Game Summary

Общая игровая статистика

**CZE - ITA 3 - 0 (0 - 0 , 0 - 0 , 3 - 0)**

Spectators	Referee(s)	Linesmen
5398	HEGLE Petter (NOR)	CHAE Young-Jin (KOR) , KLOCHKOV Dmitriy (RUS)

### Team Statistics

Period	Score	SVS	SOG	PIM	TPP	PPG	SHG
1	0 : 0	4 : 3	3 : 4	0 : 0	00:00 : 00:00	0 : 0	0 : 0
2	0 : 0	6 : 5	5 : 6	2 : 2	00:00 : 02:00	0 : 0	0 : 0
3	3 : 0	8 : 0	3 : 8	2 : 0	01:34 : 02:00	1 : 0	0 : 0
<b>Total</b>	<b>3 : 0</b>	<b>18 : 8</b>	<b>11 : 18</b>	<b>4 : 2</b>	<b>01:34 : 04:00</b>	<b>1 : 0</b>	<b>0 : 0</b>

### 1st Period

No game actions in this period

Action	Time	ET/Res	Team	Type	No	Name	(G) Name of Assistant(s) / Action Description
GK	00:00		CZE		6	VAPENKA M	- Goalkeeper in
GK	00:00		ITA		15	ARAUDO G	- Goalkeeper in

### 2nd Period

Action	Time	ET/Res	Team	Type	No	Name	(G) Name of Assistant(s) / Action Description
Penalty	26:32	28:32	CZE	2 min.	7	MOTYCKA D	- Teeing
Penalty	30:00	31:34	ITA	2 min.	18	MACRI A	- Roughing

### 3rd Period

Action	Time	ET/Res	Team	Type	No	Name	(G) Name of Assistant(s) / Action Description
<b>Goal</b>	<b>31:34</b>	<b>1 : 0</b>	<b>CZE</b>	<b>PP1</b>	<b>24</b>	<b>SAFRANEK Z</b>	(1) 29 KUBES P On Ice CZE 6 7 21 24 29 30 7 MOTYCKA D ITA 15 3 6 7 73 *
Penalty	37:36	39:36	CZE	2 min.	10	BERGER J	- Interference
Time-out	42:27		ITA				
<b>Goal</b>	<b>43:04</b>	<b>2 : 0</b>	<b>CZE</b>	<b>EQ</b>	<b>74</b>	<b>GEIER M</b>	(2) On Ice CZE 6 21 29 74 82 96 ITA 15 3 5 6 68 73
GK	43:04		ITA				15 ARAUDO G - Goalkeeper out
Time-out	44:02		CZE				
<b>Goal</b>	<b>44:48</b>	<b>3 : 0</b>	<b>CZE</b>	<b>EQ ENG</b>	<b>74</b>	<b>GEIER M</b>	(3) 29 KUBES P On Ice CZE 6 21 29 74 82 96 ITA 3 5 6 16 18 73
GK	44:48		ITA		15	ARAUDO G	- Goalkeeper in
GK	45:00		CZE				6 VAPENKA M - Goalkeeper out
GK	45:00		ITA				15 ARAUDO G - Goalkeeper out

### Goalkeeper Records

Team : CZE - Czech Republic

No	Name	SOG	SVS	MIP
6	VAPENKA Michal	18	18	45:00
64	HULIN Libor			

Team : ITA - Italy

No	Name	SOG	SVS	MIP
15	ARAUDO Gabriele	10	8	43:16
1	STILLITANO Santino			

### Game Statistics

Team : CZE (red)

Head Coach : BRIZA Jiri

No	Pos	Name	Gen	G	A	P	PIM	FO+	FO-	FO+/-	Shots on Goal				TS	+/-	Time on Ice			TOT	SHF	AVG
											1	2	3	OT			1	2	3			
7	D	MOTYCKA David	M	0	1	1	2	0	0	0	0.00	0	0	0	0	0	5:34	4:38	2:41	12:53	12	1:04
21	D	KVOCH Tomas	M	0	0	0	0	0	0	0	0.00	1	1	0	2	+2	7:44	7:34	6:12	21:30	19	1:07
29	D	KUBES Pavel +A	M	0	2	2	0	0	0	0	0.00	0	1	0	1	+2	8:11	6:18	7:33	22:02	19	1:09
74	F	GEIER Michal	M	2	0	2	0	0	0	0	0.00	1	0	2	3	+2	6:24	5:02	7:15	18:41	18	1:02
82	F	HABL Zdenek +A	M	0	0	0	0	13	11	2	54.17	0	0	0	0	+2	7:28	7:16	7:38	22:22	20	1:07
10	D	BERGER Jiri	M	0	0	0	2	0	0	0	0.00	0	2	0	2	0	6:39	8:43	7:30	22:52	17	1:20
24	F	SAFRANEK Zdenek +C	M	1	0	1	0	1	0	1	100.00	1	0	1	2	0	5:45	4:51	7:48	18:24	14	1:18
30	F	FOJTIK Erik	M	0	0	0	0	7	11	-4	38.89	0	0	0	0	0	8:00	6:47	6:44	21:31	15	1:26



FRI 14 MAR 2014

Start Time 20:00 / End Time 21:52

Head Coach : BRIZA Jiri											Shots on Goal					Time on Ice								
No	Pos	Name	Gen	G	A	P	PIM	FO+	FO-	FO+/-	FO%	1	2	3	OT	TS	+/-	1	2	3	OT	TOT	SHF	AVG
65	D	HRBEK Miroslav	M	0	0	0	0	0	0	0	0.00	0	0	0	0	0	0	7:09	7:26	8:45		23:20	18	1:17
77	F	PALAT David	M	0	0	0	0	0	0	0	0.00	0	1	0		1	0	5:43	4:49	6:50		17:22	16	1:05
75	F	RAUL Jiri	M	0	0	0	0	0	2	-2	0.00	0	0	0		0	0	2:59	4:53	0:00		7:52	7	1:07
96	F	KRUPICKA Zdenek	M	0	0	0	0	0	0	0	0.00	0	0	0		0	+2	2:53	4:19	3:51		11:03	10	1:06
6	GK	VAPENKA Michal	M	0	0	0	0					0	0	0		0								
64	GK	HULIN Libor	M	0	0	0	0					0	0	0		0								
<b>Total</b>				<b>3</b>	<b>3</b>	<b>6</b>	<b>4</b>	<b>21</b>	<b>24</b>	<b>-3</b>	<b>46.67</b>	<b>3</b>	<b>5</b>	<b>3</b>		<b>11</b>								

Team : ITA (white)

Head Coach : da RIN Massimo											Shots on Goal					Time on Ice									
No	Pos	Name	Gen	G	A	P	PIM	FO+	FO-	FO+/-	FO%	1	2	3	OT	TS	+/-	1	2	3	OT	TOT	SHF	AVG	
3	D	ROSA Gianluigi	M	0	0	0	0	0	0	0	0.00	1	4	2		7	-2	7:25	11:08	12:56		31:29	11	2:51	
5	F	PLANKER Florian +A	M	0	0	0	0	9	11	-2	45.00	1	0	1		2	-2	7:19	9:52	11:31		28:42	15	1:54	
7	F	WINKLER Werner	M	0	0	0	0	2	3	-1	40.00	0	0	1		1	0	7:45	6:11	5:44		19:40	16	1:13	
8	F	RADICE Roberto	M	0	0	0	0	0	0	0	0.00	0	1	1		2	0	6:32	5:22	3:44		15:38	12	1:18	
16	F	CHIAROTTI Andrea +C	M	0	0	0	0	0	0	0	0.00	0	1	0		1	-1	7:29	5:31	7:41		20:41	15	1:22	
6	D	CAVALIERE Gianluca +A	M	0	0	0	0	0	0	0	0.00	0	0	1		1	-2	8:18	9:04	13:06		30:28	13	2:20	
14	D	BALOSSETTI Bruno	M	0	0	0	0	0	0	0	0.00	1	0	0		1	0	7:34	3:51	0:11		11:36	7	1:39	
18	F	MACRI Andrea	M	0	0	0	2	4	4	0	50.00	0	0	0		0	-1	5:52	7:10	4:45		17:47	14	1:16	
68	F	CORVINO Valerio	M	0	0	0	0	0	0	0	0.00	0	0	0		0	-1	6:27	5:07	4:33		16:07	13	1:14	
73	F	LEPERDI Gregory Brian Alexis	M	0	0	0	0	9	3	6	75.00	0	0	2		2	-2	6:58	8:36	10:29		26:03	13	2:00	
11	F	LARCH Nils	M	0	0	0	0	0	0	0	0.00	0	0	0		0	0	1:37	1:38	0:11		3:26	4	0:51	
62	F	DEPAOLI Christoph	M	0	0	0	0	0	0	0	0.00	1	0	0		1	0	1:37	1:24	0:11		3:12	4	0:48	
69	D	CONDELLO Giuseppe	M	0	0	0	0	0	0	0	0.00	0	0	0		0	0	0:00	0:00	0:00		0:00	0	0:00	
1	GK	STILLITANO Santino	M	0	0	0	0					0	0	0		0									
15	GK	ARAUDO Gabriele	M	0	0	0	0					0	0	0		0									
<b>Total</b>				<b>0</b>	<b>0</b>	<b>0</b>	<b>2</b>	<b>24</b>	<b>21</b>	<b>3</b>	<b>53.33</b>	<b>4</b>	<b>6</b>	<b>8</b>		<b>18</b>									

LEGEND

<b>(G)</b> Goals in tournament	<b>*</b> does not count for Plus/minus	<b>+/-</b> Plus/minus net	<b>+A</b> Assistant captain
<b>+C</b> Captain	<b>A</b> Assists	<b>AVG</b> Average time on ice / shift	<b>D</b> Defence
<b>ENG</b> Empty net goal	<b>EQ</b> Equal strength	<b>ET/Res</b> Penalty end time/Result of game	<b>F</b> Forward
<b>FO-</b> Face-offs lost	<b>FO%</b> Face-offs won as percentage	<b>FO+</b> Face-offs won	<b>FO+/-</b> Face-offs net
<b>G</b> Goals	<b>Gen</b> Gender	<b>GK</b> Goalkeeper	<b>M</b> Male
<b>MIP</b> Minutes in play (GK)	<b>No</b> Jersey number	<b>OT</b> Overtime	<b>P</b> Points
<b>PIM</b> Penalties in minutes	<b>Pos</b> Position	<b>PP1</b> Power play - 1 player	<b>PPG</b> Power play goals
<b>SHF</b> Number of shifts	<b>SHG</b> Shorthanded goals	<b>SOG</b> Shots on goal	<b>SVS</b> Saves
<b>TOT</b> Total	<b>TPP</b> Time on power play	<b>TS</b> Total shots	





Shot Chart

Таблица бросков

CZE - ITA

Shots by ITA

Goals (o): 0  
SSP (<): 0

SSG (+): 4  
SPG (-): 4



GK 6 of CZE

Shots by CZE

Goals (o): 0  
SSP (<): 0

SSG (+): 5  
SPG (-): 2



GK 15 of ITA

Shots by ITA

Goals (o): 0  
SSP (<): 0

SSG (+): 8  
SPG (-): 5



GK 6 of CZE

Shots by CZE

Goals (o): 0  
SSP (>): 0

SSG (+): 3  
SPG (-): 3



GK 15 of ITA

Shots by ITA

Goals (o): 0  
SSP (>): 0

SSG (+): 6  
SPG (-): 4



GK 6 of CZE

Shots by CZE

Goals (o): 3  
SSP (>): 0

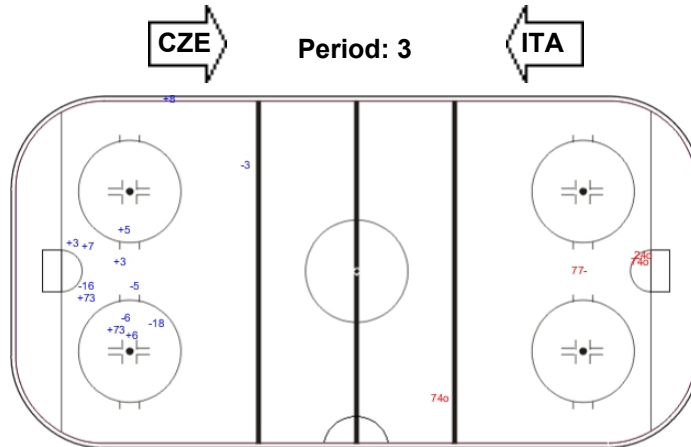
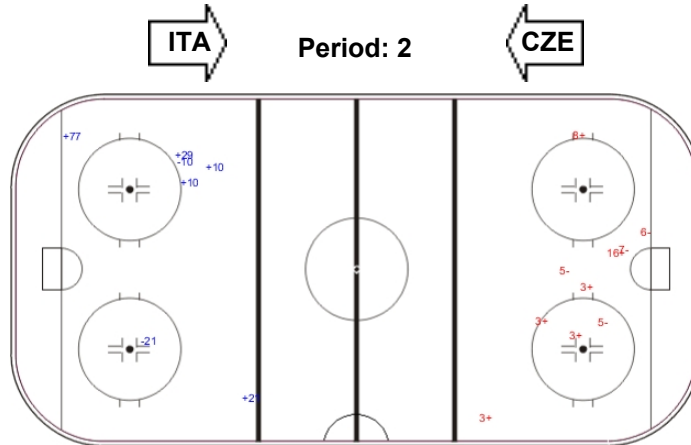
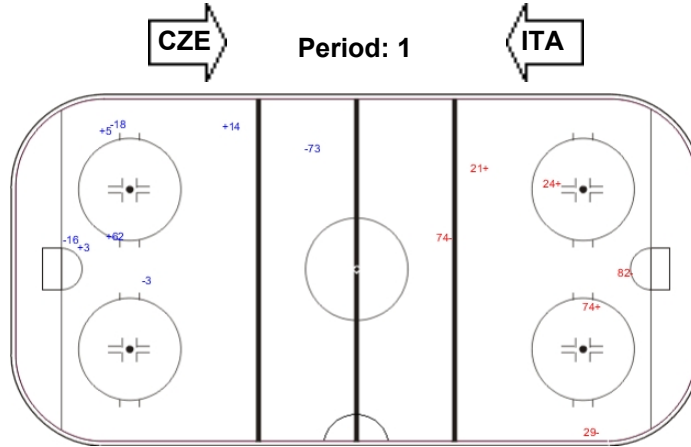
SSG (+): 0  
SPG (-): 1



GK 15 of ITA



ENG



LEGEND

ENG Empty net goal GK Goalkeeper SPG Shots past goal SSG Shots saved by goalkeeper SSP Shots saved by player



## Face-off Chart

Таблица вбрасываний

### CZE - ITA

#### PERIOD 1

	CZE		ITA		CZE		ITA		Total wins all zones
	Def. zone	Att. zone	Neutral zone	Neutral zone	Att. zone	Def. zone	Att. zone	Def. zone	
	- 30	+ 5	- 82	+ 5	- 82	+ 18			
	- 30	+ 5			+ 30	- 5			
	+ 82	- 5			+ 82	- 7			
	+ 30	- 7			- 30	+ 73			
	+ 30	- 18							
	+ 82	- 5							
Total wins / period	4 / 67%	2 / 33%	0 / 0%	1 / 100%	2 / 50%	2 / 50%	6 / 55%	5 / 45%	

#### PERIOD 2

	CZE		ITA		CZE		ITA		Total wins all zones
	Def. zone	Att. zone	Neutral zone	Neutral zone	Att. zone	Def. zone	Att. zone	Def. zone	
	- 82	+ 5	- 82	+ 5	- 82	+ 73			
	+ 82	- 5			- 30	+ 5			
	+ 30	- 18			+ 82	- 7			
	- 30	+ 5			+ 82	- 5			
	- 82	+ 18			+ 82	- 73			
	+ 24	- 73							
	- 82	+ 7							
	- 75	+ 73							
	- 75	+ 73							
Total wins / period	3 / 33%	6 / 67%	0 / 0%	1 / 100%	3 / 60%	2 / 40%	6 / 40%	9 / 60%	

#### PERIOD 3

	CZE		ITA		CZE		ITA		Total wins all zones
	Def. zone	Att. zone	Neutral zone	Neutral zone	Att. zone	Def. zone	Att. zone	Def. zone	
	+ 30	- 73	+ 82	- 5	+ 82	- 5			
	- 30	+ 73	- 30	+ 18					
	- 82	+ 18	- 30	+ 73					
	+ 82	- 5	- 30	+ 73					
	+ 30	- 5	+ 82	- 18					
	- 82	+ 5	+ 82	- 18					
	+ 82	- 5	+ 30	- 5					
	- 30	+ 5	- 30	+ 73					
	- 82	+ 73	- 82	+ 7					
Total wins / period	4 / 44%	5 / 56%	4 / 44%	5 / 56%	1 / 100%	0 / 0%	9 / 47%	10 / 53%	

#### TOTAL

	CZE		ITA		CZE		ITA		Total wins all zones
	Def. zone	Att. zone	Neutral zone	Neutral zone	Att. zone	Def. zone	Att. zone	Def. zone	
Total wins / game	11 / 46%	13 / 54%	4 / 36%	7 / 64%	6 / 60%	4 / 40%	21 / 47%	24 / 53%	



HEAD TO HEAD

		ITA								
No.	5	7	18	73	Tot	wins CZE	Dz	Nz	Az	
CZE	24				1 - 0	1	1 100%	1 100%		
	30	3 - 5	1 - 0	2 - 1	1 - 5	18	7 39%	5 50%	1 20%	1 33%
	75				0 - 2	2	0 0%	0 0%		
	82	8 - 4	2 - 2	2 - 3	1 - 2	24	13 54%	5 45%	3 50%	5 71%
	<b>Tot</b>	20	5	8	12	45	21 47%	11 46%	4 36%	6 60%
	<b>wins ITA</b>	9 45%	2 40%	4 50%	9 75%	24 53%				
<b>Dz</b>	1 25%	0 0%	1 100%	2 67%	4 40%					
<b>Nz</b>	2 50%	1 100%	1 33%	3 100%	7 64%					
<b>Az</b>	6 50%	1 50%	2 50%	4 67%	13 54%					

LEGEND

**Az** Attacking zone      **Dz** Defending zone      **Nz** Neutral zone      **Tot** Total face-offs played



## Line-Ups

Составы

### CAN - NOR

#### Referee(s)

MORRISON Johnathan (USA)

#### Goalkeepers

Team: CAN

No	Name	Gen
30	WATSON Corbin	M
22	ST-AMAND Benoit	M

#### Team Line-ups

Team: CAN (red)

No	Pos	Name	Gen
11	D	DIXON Adam +A	M
14	D	ARSENAULT Steve	M
12	F	WESTLAKE Greg +C	M
18	F	BRIDGES Billy	M
27	F	BOWDEN Brad +A	M
4	D	WHITSON Derek	M
29	D	MURRAY Graeme	M
5	F	REMPEL Kevin	M
7	F	DORION Marc	M
26	F	LAROCQUE Dominic	M
8	F	McGREGOR Tyler	M
9	F	GALE Anthony	M
10	F	DELANEY Ben	M

Head Coach: MONDIN Mike

#### NOT DRESSED:

20	F	LUDWIG Karl	M
25	D	GEMMELL James	M

#### Linesmen

FRERICHS Brian (USA) , YUDAKOV Sergey (RUS)

Team: NOR

No	Name	Gen
2	BUEN Kristian	M
18	HAMAR Kjell Christian	M

Team: NOR (white)

No	Pos	Name	Gen
3	D	PEDERSEN Rolf Einar	M
7	D	HAGEN Eskil	M
23	D	KLAKEGG Jan Roger +C	M
17	F	SOLBERG Loyd-Remi Pallander +A	M
22	F	BAKKE Audun	M
16	D	NORDSTOGA Knut Andre	M
9	F	VAERNES Morten +A	M
12	F	BOGLE Magnus	M
15	F	SORHEIM Emil	M
20	F	HAMRE Martin	M
6	F	KIRSTISTUEN Emil	M
10	F	RIVERA Tor Joakim	M
21	F	AUSTEVOLL Ole Bjarte	M

Head Coach: HAGLUND Morten

#### NOT DRESSED:

8	F	SVEE Stig Tore	M
---	---	----------------	---

#### LEGEND

<b>D</b>	Defence	<b>F</b>	Forward	<b>Gen</b>	Gender	<b>M</b>	Male
<b>No</b>	Jersey number	<b>Pos</b>	Position	<b>+A</b>	Assistant captain	<b>+C</b>	Captain



SAT 15 MAR 2014

Start Time 13:00 / End Time 14:53

## Game Summary

Общая игровая статистика

**CAN - NOR 3 - 0 (0 - 0, 3 - 0, 0 - 0)**

Spectators	Referee(s)	Linesmen
4823	MORRISON Johnathan (USA)	FRERICHS Brian (USA) , YUDAKOV Sergey (RUS)

### Team Statistics

Period	Score	SVS	SOG	PIM	TPP	PPG	SHG
1	0 : 0	5 : 9	9 : 5	0 : 2	02:00 : 00:00	0 : 0	0 : 0
2	3 : 0	4 : 1	4 : 4	4 : 6	01:04 : 01:59	1 : 0	0 : 0
3	0 : 0	1 : 5	5 : 1	2 : 2	02:20 : 00:41	0 : 0	0 : 0
<b>Total</b>	<b>3 : 0</b>	<b>10 : 15</b>	<b>18 : 10</b>	<b>6 : 10</b>	<b>05:24 : 02:40</b>	<b>1 : 0</b>	<b>0 : 0</b>

### 1st Period

Action	Time	ET/Res	Team	Type	No	Name	(G)	Name of Assistant(s) / Action Description
GK	00:00		CAN		30	WATSON C		- Goalkeeper in
GK	00:00		NOR		2	BUEN K		- Goalkeeper in
Penalty	07:36	09:36	NOR	2 min.	16	NORDSTOGA KA		- Teeing

### 2nd Period

Action	Time	ET/Res	Team	Type	No	Name	(G)	Name of Assistant(s) / Action Description
<b>Goal</b>	<b>15:30</b>	<b>1 : 0</b>	<b>CAN</b>	<b>EQ</b>	<b>27</b>	<b>BOWDEN B</b>	(1)	14 ARSENAULT S On Ice CAN 30 11 12 14 18 27 NOR 2 3 7 15 22 23
<b>Goal</b>	<b>17:22</b>	<b>2 : 0</b>	<b>CAN</b>	<b>EQ</b>	<b>18</b>	<b>BRIDGES B</b>	(2)	12 WESTLAKE G 27 BOWDEN B On Ice CAN 30 11 12 14 18 27 NOR 2 7 9 12 17 20
Penalty	20:58	21:42	NOR	2 min.	17	SOLBERG LRP		- Roughing
<b>Goal</b>	<b>21:42</b>	<b>3 : 0</b>	<b>CAN</b>	<b>PP1</b>	<b>18</b>	<b>BRIDGES B</b>	(3)	11 DIXON A 27 BOWDEN B On Ice CAN 30 5 11 12 18 27 NOR 2 9 12 16 22 *
Penalty	23:59	25:59	CAN	2 min.	12	WESTLAKE G		- Teeing
Penalty	23:59	25:59	NOR	2 min.	3	PEDERSEN RE		- Roughing
Penalty	27:40	29:40	CAN	2 min.	29	MURRAY G		- Interference
Penalty	29:39	31:39	NOR	2 min.	16	NORDSTOGA KA		- Interference

### 3rd Period

Action	Time	ET/Res	Team	Type	No	Name	(G)	Name of Assistant(s) / Action Description
Penalty	34:59	36:59	CAN	2 min.	29	MURRAY G		- Holding an opponent
Penalty	35:40	37:40	NOR	2 min.	3	PEDERSEN RE		- High Sticking
GK	45:00		CAN					30 WATSON C - Goalkeeper out
GK	45:00		NOR					2 BUEN K - Goalkeeper out

### Goalkeeper Records

Team : CAN - Canada

No	Name	SOG	SVS	MIP
30	WATSON Corbin	10	10	45:00
22	ST-AMAND Benoit			

Team : NOR - Norway

No	Name	SOG	SVS	MIP
2	BUEN Kristian	18	15	45:00
18	HAMAR Kjell Christian			

### Game Statistics

Team : CAN (red)

Head Coach : MONDIN Mike

No	Pos	Name	Gen	G	A	P	PIM	FO+	FO-	FO+/-	Shots on Goal				TS	+/-	Time on Ice			TOT	SHF	AVG
											1	2	3	OT			1	2	3			
11	D	DIXON Adam +A	M	0	1	1	0	0	0	0	0.00	0	0	0	0	+2	7:33	8:19	8:57	24:49	20	1:14
12	F	WESTLAKE Greg +C	M	0	1	1	2	1	2	-1	33.33	2	0	1	3	+2	7:31	4:59	6:17	18:47	21	0:53
14	D	ARSENAULT Steve	M	0	1	1	0	0	0	0	0.00	0	0	0	0	+2	6:52	7:23	7:35	21:50	18	1:12
18	F	BRIDGES Billy	M	2	0	2	0	9	7	2	56.25	1	2	1	4	+2	7:45	5:26	7:04	20:15	20	1:00
27	F	BOWDEN Brad +A	M	1	2	3	0	0	0	0	0.00	1	1	2	4	+2	7:26	4:49	4:47	17:02	20	0:51
4	D	WHITSON Derek	M	0	0	0	0	0	0	0	0.00	2	0	0	2	0	7:27	7:03	6:05	20:35	18	1:08
5	F	REMPEL Kevin	M	0	0	0	0	7	3	4	70.00	0	0	1	1	0	3:24	6:52	5:26	15:42	18	0:52
7	F	DORION Marc	M	0	0	0	0	0	3	-3	0.00	0	0	0	0	0	4:23	6:00	4:39	15:02	16	0:56



SAT 15 MAR 2014

Start Time 13:00 / End Time 14:53

Head Coach : MONDIN Mike											Shots on Goal				Time on Ice									
No	Pos	Name	Gen	G	A	P	PIM	FO+	FO-	FO+/-	FO%	1	2	3	OT	TS	+/-	1	2	3	OT	TOT	SHF	AVG
26	F	LAROCQUE Dominic	M	0	0	0	0	0	0	0	0.00	0	1	0		1	0	3:29	3:58	3:57		11:24	14	0:48
29	D	MURRAY Graeme	M	0	0	0	4	0	0	0	0.00	0	0	0		0	0	6:53	5:52	6:06		18:51	20	0:56
8	F	McGREGOR Tyler	M	0	0	0	0	0	0	0	0.00	2	0	0		2	0	3:38	3:36	4:02		11:16	16	0:42
9	F	GALE Anthony	M	0	0	0	0	6	6	0	50.00	1	0	0		1	0	4:47	3:46	3:53		12:26	18	0:41
10	F	DELANEY Ben	M	0	0	0	0	1	1	0	50.00	0	0	0		0	0	3:21	2:43	3:43		9:47	14	0:41
22	GK	ST-AMAND Benoit	M	0	0	0	0					0	0	0		0								
30	GK	WATSON Corbin	M	0	0	0	0					0	0	0		0								
<b>Total</b>				<b>3</b>	<b>5</b>	<b>8</b>	<b>6</b>	<b>24</b>	<b>22</b>	<b>2</b>	<b>52.17</b>	<b>9</b>	<b>4</b>	<b>5</b>		<b>18</b>								

Team : NOR (white)

Head Coach : HAGLUND Morten											Shots on Goal				Time on Ice										
No	Pos	Name	Gen	G	A	P	PIM	FO+	FO-	FO+/-	FO%	1	2	3	OT	TS	+/-	1	2	3	OT	TOT	SHF	AVG	
3	D	PEDERSEN Rolf Einar	M	0	0	0	4	9	10	-1	47.37	1	0	0		1	-1	7:47	7:03	8:07		22:57	23	0:59	
7	D	HAGEN Eskil	M	0	0	0	0	0	1	-1	0.00	0	0	0		0	-2	7:31	7:37	10:03		25:11	23	1:05	
17	F	SOLBERG Loyd-Remi Pallander +A	M	0	0	0	2	0	0	0	0.00	0	2	0		2	-1	6:52	8:00	8:44		23:36	20	1:10	
22	F	BAKKE Audun	M	0	0	0	0	1	0	1	100.00	1	2	1		4	-1	9:22	8:23	8:20		26:05	21	1:14	
23	D	KLAKEGG Jan Roger +C	M	0	0	0	0	5	2	3	71.43	1	0	0		1	-1	9:50	7:24	7:39		24:53	22	1:07	
9	F	VAERNES Morten +A	M	0	0	0	0	0	3	-3	0.00	1	0	0		1	-1	6:45	6:39	7:41		21:05	21	1:00	
12	F	BOGLE Magnus	M	0	0	0	0	7	5	2	58.33	1	0	0		1	-1	5:40	6:55	0:59		13:34	14	0:58	
15	F	SORHEIM Emil	M	0	0	0	0	0	3	-3	0.00	0	0	0		0	-1	6:18	5:59	4:57		17:14	20	0:51	
16	D	NORDSTOGA Knut Andre	M	0	0	0	4	0	0	0	0.00	0	0	0		0	0	6:22	7:05	6:14		19:41	20	0:59	
20	F	HAMRE Martin	M	0	0	0	0	0	0	0	0.00	0	0	0		0	-1	6:28	6:22	4:12		17:02	18	0:56	
6	F	KIRSTISTUEN Emil	M	0	0	0	0	0	0	0	0.00	0	0	0		0	0	0:00	0:00	0:00		0:00	0	0:00	
10	F	RIVERA Tor Joakim	M	0	0	0	0	0	0	0	0.00	0	0	0		0	0	0:23	0:00	0:00		0:23	1	0:23	
21	F	AUSTEVOLL Ole Bjarte	M	0	0	0	0	0	0	0	0.00	0	0	0		0	0	0:00	0:34	4:42		5:16	4	1:19	
2	GK	BUEN Kristian	M	0	0	0	0					0	0	0		0									
18	GK	HAMAR Kjell Christian	M	0	0	0	0					0	0	0		0									
<b>Total</b>				<b>0</b>	<b>0</b>	<b>0</b>	<b>10</b>	<b>22</b>	<b>24</b>	<b>-2</b>	<b>47.83</b>	<b>5</b>	<b>4</b>	<b>1</b>		<b>10</b>									

LEGEND

(G) Goals in tournament	*	does not count for Plus/minus	+/-	Plus/minus net	+A	Assistant captain
+C Captain	A	Assists	AVG	Average time on ice / shift	D	Defence
EQ Equal strength	ET/Res	Penalty end time/Result of game	F	Forward	FO-	Face-offs lost
FO% Face-offs won as percentage	FO+	Face-offs won	FO+/-	Face-offs net	G	Goals
Gen Gender	GK	Goalkeeper	M	Male	MIP	Minutes in play (GK)
No Jersey number	OT	Overtime	P	Points	PIM	Penalties in minutes
Pos Position	PP1	Power play - 1 player	PPG	Power play goals	SHF	Number of shifts
SHG Shorthanded goals	SOG	Shots on goal	SVS	Saves	TOT	Total
TPP Time on power play	TS	Total shots				



Shot Chart

Таблица бросков

CAN - NOR

Shots by NOR

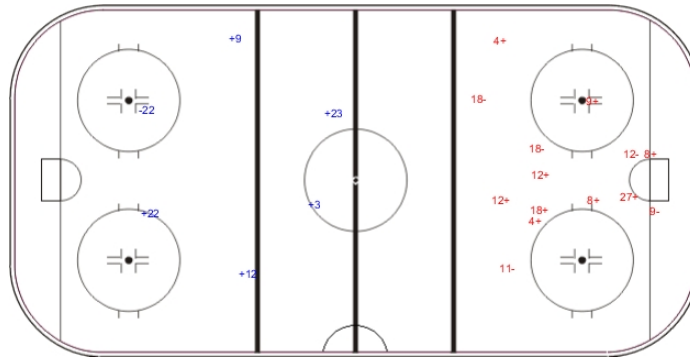
Goals (o): 0 SSG (+): 5  
SSP (<): 0 SPG (-): 1



GK 30 of CAN



Period: 1



Shots by CAN

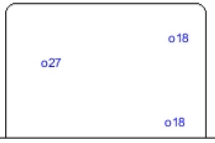
Goals (o): 0 SSG (+): 9  
SSP (>): 0 SPG (-): 5



GK 2 of NOR

Shots by CAN

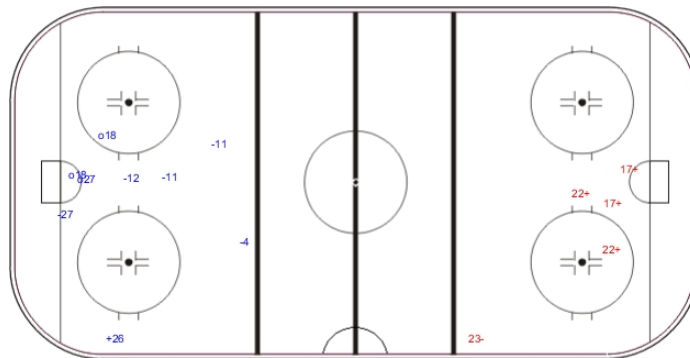
Goals (o): 3 SSG (+): 1  
SSP (<): 0 SPG (-): 5



GK 2 of NOR



Period: 2



Shots by NOR


Goals (o): 0 SSG (+): 4  
SSP (>): 0 SPG (-): 1



GK 30 of CAN

Shots by NOR

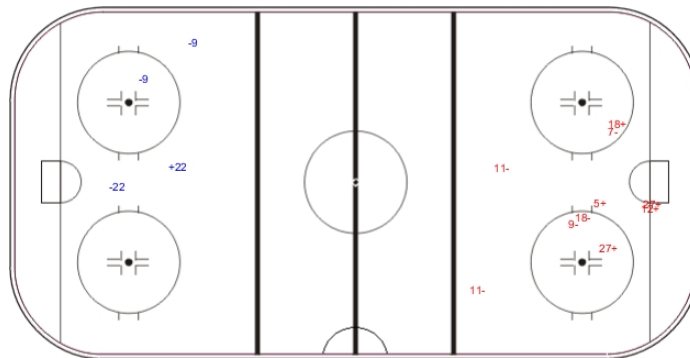
Goals (o): 0 SSG (+): 1  
SSP (<): 0 SPG (-): 3



GK 30 of CAN



Period: 3



Shots by CAN

Goals (o): 0 SSG (+): 5  
SSP (>): 0 SPG (-): 5



GK 2 of NOR

LEGEND

GK Goalkeeper SPG Shots past goal SSG Shots saved by goalkeeper SSP Shots saved by player



## Face-off Chart

Таблица вбрасываний

### CAN - NOR

#### PERIOD 1

	CAN		NOR		CAN		NOR		Total wins all zones				
	Def. zone	Att. zone	Neutral zone		Att. zone	Def. zone							
	+ 9	- 12	- 18	+ 3	- 7	+ 22			<table border="1"> <thead> <tr> <th>CAN</th> <th>NOR</th> </tr> </thead> <tbody> <tr> <td>6 / 40%</td> <td>9 / 60%</td> </tr> </tbody> </table>	CAN	NOR	6 / 40%	9 / 60%
CAN	NOR												
6 / 40%	9 / 60%												
	+ 9	- 3	- 7	+ 12	- 9	+ 3							
	- 18	+ 12	- 9	+ 12	- 9	+ 23							
					+ 18	- 3							
					+ 5	- 12							
					- 7	+ 3							
					+ 9	- 3							
					- 18	+ 12							
					+ 9	- 9							
Total wins / period	2 / 67%	1 / 33%	0 / 0%	3 / 100%	4 / 44%	5 / 56%							

#### PERIOD 2

	CAN		NOR		CAN		NOR		Total wins all zones				
	Def. zone	Att. zone	Neutral zone		Att. zone	Def. zone							
	- 5	+ 12	+ 18	- 3	- 18	+ 12			<table border="1"> <thead> <tr> <th>CAN</th> <th>NOR</th> </tr> </thead> <tbody> <tr> <td>9 / 47%</td> <td>10 / 53%</td> </tr> </tbody> </table>	CAN	NOR	9 / 47%	10 / 53%
CAN	NOR												
9 / 47%	10 / 53%												
	- 5	+ 23	+ 5	- 12	+ 9	- 12							
	+ 18	- 9	+ 5	- 3	+ 18	- 9							
	- 12	+ 3	- 9	+ 3	+ 5	- 12							
	- 12	+ 3	- 5	+ 12	- 18	+ 23							
	+ 18	- 3	- 9	+ 23	- 18	+ 23							
	+ 18	- 15											
Total wins / period	3 / 43%	4 / 57%	3 / 50%	3 / 50%	3 / 50%	3 / 50%							

#### PERIOD 3

	CAN		NOR		CAN		NOR		Total wins all zones				
	Def. zone	Att. zone	Neutral zone		Att. zone	Def. zone							
	+ 5	- 7	+ 18	- 23	+ 18	- 3			<table border="1"> <thead> <tr> <th>CAN</th> <th>NOR</th> </tr> </thead> <tbody> <tr> <td>9 / 75%</td> <td>3 / 25%</td> </tr> </tbody> </table>	CAN	NOR	9 / 75%	3 / 25%
CAN	NOR												
9 / 75%	3 / 25%												
	+ 12	- 3	- 18	+ 3	- 9	+ 3							
	+ 9	- 3	+ 5	- 15	+ 5	- 15							
			- 10	+ 3	+ 18	- 23							
					+ 10	- 3							
Total wins / period	3 / 100%	0 / 0%	2 / 50%	2 / 50%	4 / 80%	1 / 20%							

#### TOTAL

	CAN		NOR		CAN		NOR		Total wins all zones				
	Def. zone	Att. zone	Neutral zone		Att. zone	Def. zone							
Total wins / game	8 / 62%	5 / 38%	5 / 38%	8 / 62%	11 / 55%	9 / 45%			<table border="1"> <thead> <tr> <th>CAN</th> <th>NOR</th> </tr> </thead> <tbody> <tr> <td>24 / 52%</td> <td>22 / 48%</td> </tr> </tbody> </table>	CAN	NOR	24 / 52%	22 / 48%
CAN	NOR												
24 / 52%	22 / 48%												





HEAD TO HEAD

		NOR											
No.		3	7	9	12	15	22	23	Tot	wins CAN	Dz	Nz	Az
CAN	5	1 - 0	1 - 0		3 - 2	2 - 0		0 - 1	10	7 70%	1 33%	3 75%	3 100%
	7	0 - 1			0 - 1		0 - 1		3	0 0%		0 0%	0 0%
	9	3 - 3		1 - 0	2 - 1			0 - 2	12	6 50%	3 100%	0 0%	3 50%
	10	1 - 1							2	1 50%		0 0%	1 100%
	12	1 - 2							3	1 33%	1 33%		
	18	4 - 2		2 - 0	0 - 3	1 - 0		2 - 2	16	9 56%	3 75%	2 50%	4 50%
<b>Tot</b>		19	1	3	12	3	1	7	46	24 52%	8 62%	5 38%	11 55%
<b>wins NOR</b>		9 47%	0 0%	0 0%	7 58%	0 0%	1 100%	5 71%	22 48%				
<b>Dz</b>		3 43%		0 0%	2 40%	0 0%	1 100%	3 75%	9 45%				
<b>Nz</b>		4 67%			3 75%	0 0%		1 50%	8 62%				
<b>Az</b>		2 33%	0 0%	0 0%	2 67%	0 0%		1 100%	5 38%				

LEGEND

**Az** Attacking zone      **Dz** Defending zone      **Nz** Neutral zone      **Tot** Total face-offs played



## Line-Ups

Составы

### USA - RUS

#### Referee(s)

BOESE Paul (CAN)

#### Goalkeepers

Team: USA

No	Name	Gen
34	CASH Steve	M
1	LEE Jen	M

#### Team Line-ups

Team: USA (white)

No	Pos	Name	Gen
11	D	CARRON Tyler	M
19	D	CHACE Taylor +A	M
13	F	SWEENEY Joshua +A	M
23	F	ROMAN Rico	M
28	F	SCHAUS Paul	M
9	D	YOHE Andy +C	M
15	D	LANDEROS Nikko	M
4	F	ROYBAL Brody	M
6	F	FARMER Declan	M
27	F	PAULS Joshua	M
8	F	SHAW Greg	M
14	F	McCOY Daniel	M
20	F	PAGE Adam	M

Head Coach: SAUER Jeff

#### NOT DRESSED:

7	F	LIPSETT Taylor	M
18	F	McKEE Kevin	M

#### Linesmen

CLARK Matthew (CAN) , WESLEY Leon (CZE)

Team: RUS

No	Name	Gen
20	KAMANTCEV Vladimir	M
1	IVANOV Mikhail	M

Team: RUS (red)

No	Pos	Name	Gen
2	D	LYSOV Aleksei	M
19	D	KUZNETSOV Ivan	M
8	F	LISOV Dmitrii +C	M
22	F	TERENTYEV Nikolay	M
23	F	VOLKOV Ilia +A	M
5	D	VARLAKOV Vasili	M
17	D	SELYUKIN Vadim +A	M
9	F	SHIKHOV Konstantin	M
11	F	AMOSOV Alexey	M
21	F	PETROV Evgeny	M
6	D	LITVINENKO Vladimir	M
10	F	TUCHIN Ruslan	M
14	F	POPOV Ilia	M

Head Coach: SAMOYLOV Sergey

#### NOT DRESSED:

4	D	ANDRIYANOV Maxim	M
16	F	DVINYANINOV Andrey	M

#### LEGEND

<b>D</b>	Defence	<b>F</b>	Forward	<b>Gen</b>	Gender	<b>M</b>	Male
<b>No</b>	Jersey number	<b>Pos</b>	Position	<b>+A</b>	Assistant captain	<b>+C</b>	Captain



SAT 15 MAR 2014

Start Time 20:00 / End Time 21:39

## Game Summary

Общая игровая статистика

**USA - RUS 1 - 0 (0 - 0, 1 - 0, 0 - 0)**

Spectators	Referee(s)	Linesmen
6825	BOESE Paul (CAN)	CLARK Matthew (CAN) , WESLEY Leon (CZE)

### Team Statistics

Period	Score	SVS	SOG	PIM	TPP	PPG	SHG
1	0 : 0	2 : 1	1 : 2	0 : 2	01:37 : 00:00	0 : 0	0 : 0
2	1 : 0	1 : 1	2 : 1	4 : 0	00:23 : 02:28	0 : 0	0 : 0
3	0 : 0	3 : 1	1 : 3	0 : 0	00:00 : 01:32	0 : 0	0 : 0
<b>Total</b>	<b>1 : 0</b>	<b>6 : 3</b>	<b>4 : 6</b>	<b>4 : 2</b>	<b>02:00 : 04:00</b>	<b>0 : 0</b>	<b>0 : 0</b>

### 1st Period

Action	Time	ET/Res	Team	Type	No	Name	(G)	Name of Assistant(s) / Action Description
GK	00:00		USA		34	CASH S		- Goalkeeper in
GK	00:00		RUS		20	KAMANTCEV V		- Goalkeeper in
Penalty	13:23	15:23	RUS	2 min.	21	PETROV E		- Teeing

### 2nd Period

Action	Time	ET/Res	Team	Type	No	Name	(G)	Name of Assistant(s) / Action Description
<b>Goal</b>	<b>24:28</b>	<b>1 : 0</b>	<b>USA</b>	<b>EQ</b>	<b>13</b>	<b>SWEENEY J</b>	(2)	On Ice USA 34 11 13 19 23 27 RUS 20 2 5 8 11 22
Penalty	26:29	28:29	USA	2 min.	23	ROMAN R		- Interference
Time-out	26:29		RUS					
Penalty	29:32	31:32	USA	2 min.	19	CHACE T		- Holding an opponent

### 3rd Period

No game actions in this period

Action	Time	ET/Res	Team	Type	No	Name	(G)	Name of Assistant(s) / Action Description
GK	45:00		USA					34 CASH S - Goalkeeper out
GK	45:00		RUS					20 KAMANTCEV V - Goalkeeper out

### Goalkeeper Records

Team : USA - United States

No	Name	SOG	SVS	MIP
34	CASH Steve	6	6	45:00
1	LEE Jen			

Team : RUS - Russian Federation

No	Name	SOG	SVS	MIP
20	KAMANTCEV Vladimir	4	3	45:00
1	IVANOV Mikhail			

### Game Statistics

Team : USA (white)

Head Coach : SAUER Jeff

No	Pos	Name	Gen	G	A	P	PIM	FO+	FO-	FO+/-	FO%	Shots on Goal				TS	+/-	Time on Ice				TOT	SHF	AVG
												1	2	3	OT			1	2	3	OT			
11	D	CARRON Tyler	M	0	0	0	0	0	0	0	0.00	0	0	0	0	+1	6:31	4:17	5:48		16:36	10	1:39	
13	F	SWEENEY Joshua +A	M	1	0	1	0	1	1	0	50.00	0	1	1	2	+1	6:39	7:48	8:39		23:06	13	1:46	
19	D	CHACE Taylor +A	M	0	0	0	2	0	0	0	0.00	0	0	0	0	+1	7:31	8:49	9:19		25:39	11	2:19	
23	F	ROMAN Rico	M	0	0	0	2	5	3	2	62.50	0	0	0	0	+1	5:14	4:44	5:52		15:50	12	1:19	
28	F	SCHAUS Paul	M	0	0	0	0	0	0	0	0.00	0	0	0	0	0	3:41	6:09	7:04		16:54	13	1:18	
4	F	ROYBAL Brody	M	0	0	0	0	0	0	0	0.00	0	0	0	0	0	6:06	6:02	3:21		15:29	11	1:24	
6	F	FARMER Declan	M	0	0	0	0	7	5	2	58.33	1	1	0	2	0	6:11	5:33	4:50		16:34	13	1:16	
9	D	YOHE Andy +C	M	0	0	0	0	0	0	0	0.00	0	0	0	0	0	6:50	5:44	5:46		18:20	8	2:17	
15	D	LANDEROS Nikko	M	0	0	0	0	0	0	0	0.00	0	0	0	0	0	9:01	11:04	10:55		31:00	10	3:06	
27	F	PAULS Joshua	M	0	0	0	0	0	0	0	0.00	0	0	0	0	+1	7:59	7:46	5:07		20:52	14	1:29	
8	F	SHAW Greg	M	0	0	0	0	4	0	4	100.00	0	0	0	0	0	2:58	1:28	2:10		6:36	7	0:56	
14	F	McCOY Daniel	M	0	0	0	0	0	0	0	0.00	0	0	0	0	0	3:03	1:28	1:44		6:15	7	0:53	
20	F	PAGE Adam	M	0	0	0	0	0	0	0	0.00	0	0	0	0	0	2:51	1:28	2:35		6:54	7	0:59	



Head Coach : SAUER Jeff											Shots on Goal				Time on Ice									
No	Pos	Name	Gen	G	A	P	PIM	FO+	FO-	FO+/-	FO%	1	2	3	OT	TS	+/-	1	2	3	OT	TOT	SHF	AVG
1	GK	LEE Jen	M	0	0	0	0					0	0	0		0								
34	GK	CASH Steve	M	0	0	0	0					0	0	0		0								
<b>Total</b>				<b>1</b>	<b>0</b>	<b>1</b>	<b>4</b>	<b>17</b>	<b>9</b>	<b>8</b>	<b>65.38</b>	<b>1</b>	<b>2</b>	<b>1</b>		<b>4</b>								

Team : RUS (red)

Head Coach : SAMOYLOV Sergey											Shots on Goal				Time on Ice									
No	Pos	Name	Gen	G	A	P	PIM	FO+	FO-	FO+/-	FO%	1	2	3	OT	TS	+/-	1	2	3	OT	TOT	SHF	AVG
2	D	LYSOV Aleksei	M	0	0	0	0	0	0	0	0.00	0	0	0		0	-1	9:00	5:04	6:17		20:21	15	1:21
8	F	LISOV Dmitrii +C	M	0	0	0	0	1	0	1	100.00	1	0	0		1	-1	8:16	10:48	5:21		24:25	14	1:44
19	D	KUZNETSOV Ivan	M	0	0	0	0	0	0	0	0.00	0	0	0		0	0	6:10	7:34	1:34		15:18	11	1:23
22	F	TERENTYEV Nikolay	M	0	0	0	0	0	0	0	0.00	0	0	0		0	-1	7:59	5:56	7:18		21:13	13	1:37
23	F	VOLKOV Ilia +A	M	0	0	0	0	6	6	0	50.00	1	0	1		2	0	8:56	8:05	7:26		24:27	14	1:44
<b>Total</b>				<b>0</b>	<b>0</b>	<b>0</b>	<b>2</b>	<b>9</b>	<b>17</b>	<b>-8</b>	<b>34.62</b>	<b>2</b>	<b>1</b>	<b>3</b>		<b>6</b>								

LEGEND

<b>(G)</b> Goals in tournament	<b>+/-</b> Plus/minus net	<b>+A</b> Assistant captain	<b>+C</b> Captain
<b>A</b> Assists	<b>AVG</b> Average time on ice / shift	<b>D</b> Defence	<b>EQ</b> Equal strength
<b>ET/Res</b> Penalty end time/Result of game	<b>F</b> Forward	<b>FO-</b> Face-offs lost	<b>FO%</b> Face-offs won as percentage
<b>FO+</b> Face-offs won	<b>FO+/-</b> Face-offs net	<b>G</b> Goals	<b>Gen</b> Gender
<b>GK</b> Goalkeeper	<b>M</b> Male	<b>MIP</b> Minutes in play (GK)	<b>No</b> Jersey number
<b>OT</b> Overtime	<b>P</b> Points	<b>PIM</b> Penalties in minutes	<b>Pos</b> Position
<b>PPG</b> Power play goals	<b>SHF</b> Number of shifts	<b>SHG</b> Shorthanded goals	<b>SOG</b> Shots on goal
<b>SVS</b> Saves	<b>TOT</b> Total	<b>TPP</b> Time on power play	<b>TS</b> Total shots



SAT 15 MAR 2014  
Start Time 20:00

Shot Chart

Таблица бросков

USA - RUS

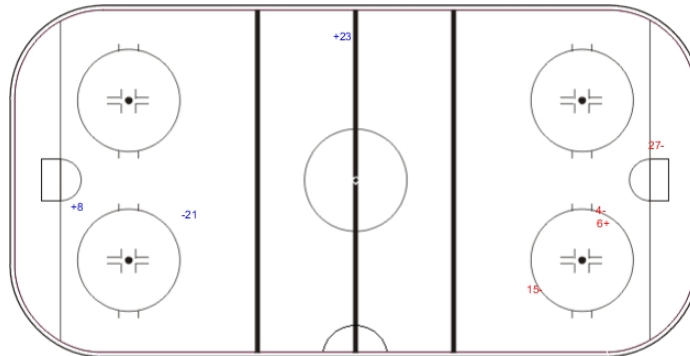
Shots by RUS

Goals (o): 0 SSG (+): 2  
SSP (<): 0 SPG (-): 1



GK 34 of USA

USA Period: 1 RUS



Shots by USA


Goals (o): 0 SSG (+): 1  
SSP (>): 0 SPG (-): 3



GK 20 of RUS

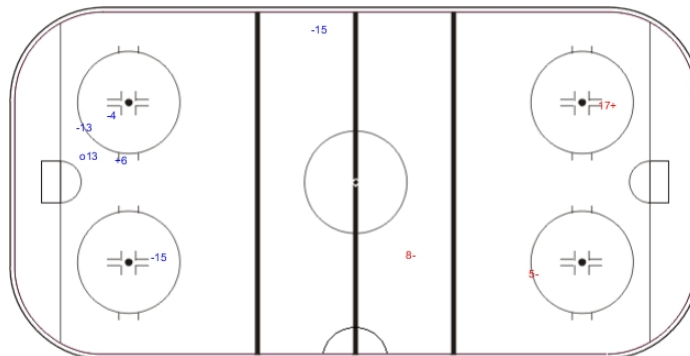
Shots by USA

Goals (o): 1 SSG (+): 1  
SSP (<): 0 SPG (-): 4



GK 20 of RUS

RUS Period: 2 USA



Shots by RUS

Goals (o): 0 SSG (+): 1  
SSP (>): 0 SPG (-): 2



GK 34 of USA

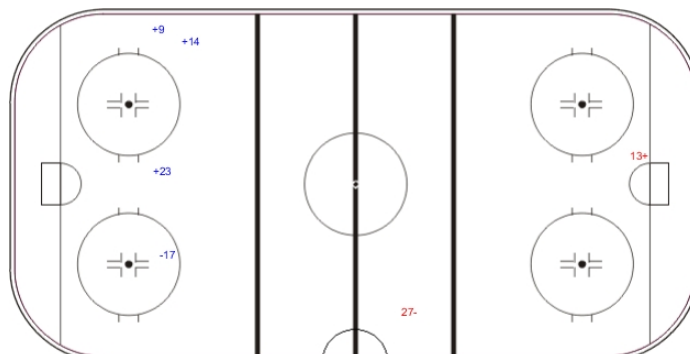
Shots by RUS

Goals (o): 0 SSG (+): 3  
SSP (<): 0 SPG (-): 1



GK 34 of USA

USA Period: 3 RUS



Shots by USA

Goals (o): 0 SSG (+): 1  
SSP (>): 0 SPG (-): 1



GK 20 of RUS

LEGEND

GK Goalkeeper SPG Shots past goal SSG Shots saved by goalkeeper SSP Shots saved by player



## Face-off Chart

Таблица вбрасываний

### USA - RUS

#### PERIOD 1

USA	RUS	USA	RUS	USA	RUS	Total wins all zones	
						USA	RUS
Def. zone	Att. zone	Neutral zone		Att. zone	Def. zone	4 / 80%	1 / 20%
		+ 23	- 23	+ 6	- 11		
		+ 23	- 11	- 6	+ 8		
				+ 23	- 9		
Total wins / period		2 / 100%	0 / 0%	2 / 67%	1 / 33%		

#### PERIOD 2

USA	RUS	USA	RUS	USA	RUS	Total wins all zones	
						USA	RUS
Def. zone	Att. zone	Neutral zone		Att. zone	Def. zone	9 / 69%	4 / 31%
+ 6	- 11	+ 6	- 23	+ 8	- 11		
+ 13	- 23	+ 23	- 23	+ 6	- 11		
- 23	+ 23	+ 6	- 23	+ 8	- 11		
				- 6	+ 11		
				- 23	+ 23		
				+ 6	- 23		
				- 6	+ 23		
Total wins / period		2 / 67%	1 / 33%	4 / 57%	3 / 43%		

#### PERIOD 3

USA	RUS	USA	RUS	USA	RUS	Total wins all zones	
						USA	RUS
Def. zone	Att. zone	Neutral zone		Att. zone	Def. zone	4 / 50%	4 / 50%
+ 6	- 11	- 13	+ 23	+ 8	- 10		
- 23	+ 23	+ 23	- 11	- 6	+ 11		
				+ 8	- 10		
				- 6	+ 23		
Total wins / period		1 / 50%	1 / 50%	2 / 50%	2 / 50%		

#### TOTAL

USA	RUS	USA	RUS	USA	RUS	Total wins all zones	
						USA	RUS
Def. zone	Att. zone	Neutral zone		Att. zone	Def. zone	17 / 65%	9 / 35%
Total wins / game		3 / 60%	2 / 40%	6 / 86%	1 / 14%		



HEAD TO HEAD

		RUS									
No.	8	9	10	11	23	Tot	wins USA	Dz	Nz	Az	
USA	6	0 - 1			4 - 2	3 - 2	12	7 58%	2 100%	2 100%	3 38%
	8			2 - 0	2 - 0		4	4 100%			4 100%
	13					1 - 1	2	1 50%	1 100%	0 0%	
	23		1 - 0		2 - 0	2 - 3	8	5 63%	0 0%	4 100%	1 50%
<b>Tot</b>	1	1	2	10	12	26	17 65%	3 60%	6 86%	8 57%	
<b>wins RUS</b>	1 100%	0 0%	0 0%	2 20%	6 50%	9 35%					
<b>Dz</b>	1 100%	0 0%	0 0%	2 33%	3 75%	6 43%					
<b>Nz</b>				0 0%	1 20%	1 14%					
<b>Az</b>				0 0%	2 67%	2 40%					

LEGEND

**Az** Attacking zone      **Dz** Defending zone      **Nz** Neutral zone      **Tot** Total face-offs played



## Team Statistics

Статистика команд

As of SAT 15 MAR 2014

Including Game #20

### Scoring Efficiency

(Ranked by highest SG% / highest GP)

R Team	GP	GF	SSG	SOG	SG%
1 RUS	5	15	56	71	<b>21.13</b>
2 CAN	5	18	84	102	<b>17.65</b>
3 USA	5	13	61	74	<b>17.57</b>
4 CZE	5	8	65	73	<b>10.96</b>
5 SWE	5	4	34	38	<b>10.53</b>
6 NOR	5	4	43	47	<b>8.51</b>
7 KOR	5	6	69	75	<b>8.00</b>
8 ITA	5	6	80	86	<b>6.98</b>

### Power Play

(Ranked by highest PP% / highest GP)

R Team	GP	ADV	PPGF	PP%	TPP	M:S
1 CZE	5	8	2	<b>25.00</b>	12:48	06:24
2 CAN	5	17	4	<b>23.53</b>	27:01	06:45
3 KOR	5	14	3	<b>21.43</b>	20:13	06:44
4 RUS	5	15	3	<b>20.00</b>	24:52	08:17
5 SWE	5	8	1	<b>12.50</b>	12:38	12:38
6 USA	5	13	1	<b>7.69</b>	22:49	22:49
7 ITA	5	13	0	<b>0.00</b>	23:55	00:00
7 NOR	5	9	0	<b>0.00</b>	15:34	00:00

### Penalty Killing

(Ranked by highest PK% / highest GP)

R Team	GP	DVG	PPGA	PK%	TSH	M:S
1 CAN	5	9	0	<b>100.00</b>	14:42	00:00
1 CZE	5	10	0	<b>100.00</b>	16:46	00:00
3 USA	5	15	1	<b>93.33</b>	25:15	25:15
4 KOR	5	11	1	<b>90.91</b>	18:41	18:41
5 RUS	5	13	2	<b>84.62</b>	20:59	10:29
6 NOR	5	12	2	<b>83.33</b>	19:40	09:50
7 SWE	5	13	3	<b>76.92</b>	20:45	06:55
8 ITA	5	14	5	<b>64.29</b>	23:02	04:36

### Goalkeeping

(Ranked by highest SVS%)

R Team	GP	GA	SVS	SOG	SVS%	GAA	SHGA	PPGA	SO	ENG
1 CZE	5	4	75	79	<b>94.94</b>	0.77	0	0	2	0
2 USA	5	3	45	48	<b>93.75</b>	0.60	0	1	3	0
3 RUS	5	5	46	51	<b>90.20</b>	0.98	0	2	2	0
4 CAN	5	4	34	38	<b>89.47</b>	0.80	0	0	3	0
5 NOR	5	12	77	88	<b>87.50</b>	2.37	0	2	1	1
6 KOR	5	9	61	70	<b>87.14</b>	1.77	0	1	1	0
7 SWE	5	19	107	126	<b>84.92</b>	3.63	0	3	0	0
8 ITA	5	18	47	64	<b>73.44</b>	3.55	0	5	0	1

### Penalties

(Ranked by highest PIM)

R Team	GP	2	5	10	GM	MP	PIM	PAVG
1 RUS	5	13	1	0	1	0	<b>51</b>	10:12
2 KOR	5	13	0	1	0	0	<b>36</b>	7:12
3 ITA	5	15	0	0	0	0	<b>30</b>	6:00
3 SWE	5	15	0	0	0	0	<b>30</b>	6:00
3 USA	5	15	0	0	0	0	<b>30</b>	6:00
6 NOR	5	14	0	0	0	0	<b>28</b>	5:36
7 CZE	5	13	0	0	0	0	<b>26</b>	5:12
8 CAN	5	11	0	0	0	0	<b>22</b>	4:24

### Shorthanded Goals

(Ranked by highest NET / lowest GP)

R Team	GP	SHGF	SHGA	NET
1 CAN	5	0	0	<b>0</b>
1 CZE	5	0	0	<b>0</b>
1 ITA	5	0	0	<b>0</b>
1 KOR	5	0	0	<b>0</b>
1 NOR	5	0	0	<b>0</b>
1 RUS	5	0	0	<b>0</b>
1 SWE	5	0	0	<b>0</b>
1 USA	5	0	0	<b>0</b>

### Attendance

(Ranked by highest average attendance)

R Team	GP	Spect	AVG
1 RUS	5	27289	<b>5457</b>
2 USA	5	26662	<b>5332</b>
3 ITA	5	23262	<b>4652</b>
4 KOR	5	22610	<b>4522</b>
5 NOR	5	20750	<b>4150</b>
6 CAN	5	20628	<b>4125</b>
7 CZE	5	17964	<b>3592</b>
8 SWE	5	17903	<b>3580</b>
<b>Total</b>	<b>20</b>	<b>88534</b>	<b>4426</b>

## LEGEND

<b>2</b>	Two (2) minute penalties	<b>5</b>	Five (5) minute penalties	<b>10</b>	Ten (10) minute penalties
<b>ADV</b>	Advantage (times on power play)	<b>AVG</b>	Average	<b>DVG</b>	Disadvantage (number of times shorthanded)
<b>ENG</b>	Empty net goals	<b>GA</b>	Goals against	<b>GAA</b>	Goals against as average per 45 minutes
<b>GF</b>	Goals for	<b>GM</b>	Game misconducts	<b>GP</b>	Number of games played
<b>MP</b>	Match penalties	<b>M:S</b>	Average time in min. and sec.	<b>NET</b>	SHGF - SHGA
<b>PAVG</b>	PIM in average	<b>PIM</b>	Penalties in minutes	<b>PK%</b>	Penalty killing percentage
<b>PPGA</b>	Power play goals against	<b>PPGF</b>	Power play goals for	<b>PP%</b>	Power play eff. as percentage
<b>R</b>	Ranking	<b>SG%</b>	Percentage of goals from total shots	<b>SHGA</b>	Shorthanded goals against
<b>SHGF</b>	Shorthanded goals for	<b>SO</b>	Shutouts	<b>SOG</b>	Shots on goal
<b>Spect</b>	Spectators	<b>SSG</b>	Shots saved by goalkeeper	<b>SVS</b>	Saves
<b>SVS%</b>	SVS as percentage of total SOG	<b>TPP</b>	Time of power play	<b>TSH</b>	Time shorthanded in min. and sec.





## Player Statistics by Team

Статистика игроков по командам

As of SAT 15 MAR 2014  
Including Game #19

### CAN - Canada

#### Playing Statistics

No	Name	Gen	Pos	GP	G	A	PTS	PIM	+/-	GWG	PPG	SHG	SOG	SG%	TM	M/G	TSh	AT/S
4	WHITSON Derek	M	D	5	0	2	2	0	+2	0	0	0	5	0.00	98:03	19:36	93	1:03
5	REMPEL Kevin	M	F	5	0	6	6	4	+3	0	0	0	5	0.00	75:05	15:01	82	0:54
7	DORION Marc	M	F	5	1	1	2	0	+5	0	0	0	11	9.09	69:16	13:51	72	0:57
8	McGREGOR Tyler	M	F	5	0	3	3	0	0	0	0	0	6	0.00	61:13	12:14	77	0:47
9	GALE Anthony	M	F	5	2	4	6	4	+2	0	0	0	4	50.00	68:08	13:37	85	0:48
10	DELANEY Ben	M	F	5	1	0	1	0	+2	1	0	0	3	33.33	45:53	9:10	60	0:45
11	DIXON Adam	M	D	5	4	3	7	4	+8	0	1	0	11	36.36	126:35	25:19	105	1:12
12	WESTLAKE Greg	M	F	5	2	2	4	2	+4	1	1	0	16	12.50	95:30	19:06	99	0:57
14	ARSENAULT Steve	M	D	5	0	3	3	0	+9	0	0	0	2	0.00	105:03	21:00	95	1:06
18	BRIDGES Billy	M	F	5	3	2	5	4	+5	0	1	0	18	16.67	97:18	19:27	94	1:02
20	LUDWIG Karl	M	F	0	0	0	0	0	0	0	0	0	0	0.00	0:00	0:00	0	0:00
22	ST-AMAND Benoit	M	GK	5	0	0	0	0		0	0	0	0	0.00				
25	GEMMELL James	M	D	0	0	0	0	0	0	0	0	0	0	0.00	0:00	0:00	0	0:00
26	LAROCQUE Dominic	M	F	5	3	1	4	0	+4	1	1	0	7	42.86	69:39	13:55	79	0:52
27	BOWDEN Brad	M	F	5	1	3	4	0	+4	1	0	0	10	10.00	89:24	17:52	95	0:56
29	MURRAY Graeme	M	D	5	1	1	2	4	+2	0	0	0	4	25.00	97:38	19:31	98	0:59
30	WATSON Corbin	M	GK	5	0	0	0	0		0	0	0	0	0.00				

#### Goalkeeping Statistics

No	Name	Gen	GPT	GKD	GPI	MIP	MIP%	GA	SVS	SOG	SVS%	GAA	SO	W	L
22	ST-AMAND Benoit	M	5	5	1	45:00	20.07	1	4	5	80.00	1.00	0	1	0
30	WATSON Corbin	M	5	5	4	179:10	79.93	3	30	33	90.91	0.75	3	3	1

#### LEGEND

<b>A</b> Assists	<b>AT/S</b> Average time per shift	<b>D</b> Defence
<b>F</b> Forward	<b>G</b> Goals	<b>GA</b> Goals against
<b>GAA</b> Goals against as average per 45 minutes	<b>Gen</b> Gender	<b>GK</b> Goalkeeper
<b>GKD</b> Goalkeeper dressed	<b>GP</b> Number of games played	<b>GPI</b> Games played indeed
<b>GPT</b> Number of games played by team	<b>GWG</b> Game winning goals	<b>L</b> Number of games lost
<b>M</b> Male	<b>MIP</b> Minutes and seconds played	<b>MIP%</b> MIP as percentage
<b>M/G</b> Minutes per game	<b>No</b> Jersey number	<b>PIM</b> Penalties in minutes
<b>Pos</b> Position on team	<b>PPG</b> Power play goals	<b>PTS</b> Points
<b>SG%</b> Percentage of goals from total shots	<b>SHG</b> Shorthanded goals	<b>SO</b> Shutouts
<b>SOG</b> Shots on goal	<b>SVS</b> Saves	<b>SVS%</b> SVS as percentage of total SOG
<b>TM</b> Total minutes played	<b>TSh</b> Total shifts played	<b>W</b> Number of games won
<b>+/-</b> Plus/minus net		



## Player Statistics by Team

Статистика игроков по командам

As of FRI 14 MAR 2014

Including Game #18

### CZE - Czech Republic

#### Playing Statistics

No	Name	Gen	Pos	GP	G	A	PTS	PIM	+/-	GWG	PPG	SHG	SOG	SG%	TM	M/G	TSh	AT/S
6	VAPENKA Michal	M	GK	5	0	0	0	0		0	0	0	0	0.00				
7	MOTYCKA David	M	D	5	0	1	1	2	-1	0	0	0	4	0.00	80:56	16:11	74	1:05
10	BERGER Jiri	M	D	5	1	0	1	2	0	1	0	0	14	7.14	129:30	25:54	103	1:15
21	KVOCH Tomas	M	D	5	1	0	1	0	+2	0	1	0	5	20.00	104:45	20:57	102	1:01
24	SAFRANEK Zdenek	M	F	5	1	2	3	4	0	1	1	0	7	14.29	98:24	19:40	90	1:05
29	KUBES Pavel	M	D	5	0	3	3	0	+2	0	0	0	5	0.00	111:51	22:22	106	1:03
30	FOJTIK Erik	M	F	5	0	1	1	4	+1	0	0	0	5	0.00	107:14	21:26	100	1:04
64	HULIN Libor	M	GK	5	0	0	0	0		0	0	0	0	0.00				
65	HRBEK Miroslav	M	D	4	0	1	1	0	+1	0	0	0	1	0.00	91:53	22:58	77	1:11
74	GEIER Michal	M	F	5	3	0	3	4	0	0	0	0	9	33.33	121:05	24:13	107	1:07
75	RAUL Jiri	M	F	5	0	0	0	2	0	0	0	0	0	0.00	30:21	6:04	34	0:53
77	PALAT David	M	F	5	1	0	1	0	+2	0	0	0	9	11.11	82:11	16:26	90	0:54
82	HABL Zdenek	M	F	5	0	0	0	4	+1	0	0	0	8	0.00	126:17	25:15	114	1:06
96	KRUPICKA Zdenek	M	F	5	1	0	1	2	+2	1	0	0	6	16.67	55:36	11:07	60	0:55

#### Goalkeeping Statistics

No	Name	Gen	GPT	GKD	GPI	MIP	MIP%	GA	SVS	SOG	SVS%	GAA	SO	W	L
6	VAPENKA Michal	M	5	5	5	235:00	100.00	4	75	79	94.94	0.77	2	2	2
64	HULIN Libor	M	5	5	0	00:00	0.00	0	0	0	0.00	0.00	0	0	0

#### LEGEND

<b>A</b> Assists	<b>AT/S</b> Average time per shift	<b>D</b> Defence
<b>F</b> Forward	<b>G</b> Goals	<b>GA</b> Goals against
<b>GAA</b> Goals against as average per 45 minutes	<b>Gen</b> Gender	<b>GK</b> Goalkeeper
<b>GKD</b> Goalkeeper dressed	<b>GP</b> Number of games played	<b>GPI</b> Games played indeed
<b>GPT</b> Number of games played by team	<b>GWG</b> Game winning goals	<b>L</b> Number of games lost
<b>M</b> Male	<b>MIP</b> Minutes and seconds played	<b>MIP%</b> MIP as percentage
<b>M/G</b> Minutes per game	<b>No</b> Jersey number	<b>PIM</b> Penalties in minutes
<b>Pos</b> Position on team	<b>PPG</b> Power play goals	<b>PTS</b> Points
<b>SG%</b> Percentage of goals from total shots	<b>SHG</b> Shorthanded goals	<b>SO</b> Shutouts
<b>SOG</b> Shots on goal	<b>SVS</b> Saves	<b>SVS%</b> SVS as percentage of total SOG
<b>TM</b> Total minutes played	<b>TSh</b> Total shifts played	<b>W</b> Number of games won
<b>+/-</b> Plus/minus net		



## Player Statistics by Team

Статистика игроков по командам

As of FRI 14 MAR 2014

Including Game #18

### ITA - Italy

#### Playing Statistics

No	Name	Gen	Pos	GP	G	A	PTS	PIM	+/-	GWG	PPG	SHG	SOG	SG%	TM	M/G	TSh	AT/S
1	STILLITANO Santino	M	GK	5	0	0	0	0		0	0	0	0	0.00				
3	ROSA Gianluigi	M	D	5	1	1	2	2	-3	0	0	0	19	5.26	165:15	33:03	63	2:37
5	PLANKER Florian	M	F	5	2	2	4	0	-2	1	0	0	23	8.70	139:09	27:49	77	1:48
6	CAVALIERE Gianluca	M	D	5	1	2	3	4	-5	1	0	0	7	14.29	142:26	28:29	70	2:02
7	WINKLER Werner	M	F	5	0	0	0	4	-2	0	0	0	9	0.00	109:28	21:53	74	1:28
8	RADICE Roberto	M	F	5	0	0	0	0	-1	0	0	0	2	0.00	62:33	12:30	50	1:15
11	LARCH Nils	M	F	5	0	0	0	0	-2	0	0	0	0	0.00	19:04	3:48	21	0:54
14	BALOSSETTI Bruno	M	D	5	0	0	0	4	-3	0	0	0	3	0.00	63:24	12:40	47	1:20
15	ARAUDO Gabriele	M	GK	5	0	0	0	0		0	0	0	0	0.00				
16	CHIAROTTI Andrea	M	F	5	0	1	1	0	+1	0	0	0	2	0.00	91:59	18:23	66	1:23
18	MACRI Andrea	M	F	5	1	0	1	6	-8	0	0	0	2	50.00	88:35	17:43	63	1:24
62	DEPAOLI Christoph	M	F	5	0	0	0	0	-1	0	0	0	1	0.00	21:39	4:19	24	0:54
68	CORVINO Valerio	M	F	5	0	0	0	2	-5	0	0	0	8	0.00	88:57	17:47	61	1:27
69	CONDELLO Giuseppe	M	D	5	0	0	0	2	0	0	0	0	0	0.00	9:31	1:54	5	1:54
73	LEPERDI Gregory Brian Alexis	M	F	5	1	1	2	4	-5	0	0	0	10	10.00	122:04	24:24	76	1:36
88	KANESTRIN Rupert	M	F	0	0	0	0	0	0	0	0	0	0	0.00	0:00	0:00	0	0:00
DSQ	STELLA Igor	M	F	0	0	0	0	0	0	0	0	0	0	0.00	0:00	0:00	0	0:00

#### Goalkeeping Statistics

No	Name	Gen	GPT	GKD	GPI	MIP	MIP%	GA	SVS	SOG	SVS%	GAA	SO	W	L
1	STILLITANO Santino	M	5	5	3	105:00	46.02	12	25	37	67.57	5.14	0	0	2
15	ARAUDO Gabriele	M	5	5	4	123:11	53.98	5	22	27	81.48	1.83	0	2	1

#### LEGEND

<b>A</b> Assists	<b>AT/S</b> Average time per shift	<b>D</b> Defence
<b>DSQ</b> Disqualified	<b>F</b> Forward	<b>G</b> Goals
<b>GA</b> Goals against	<b>GAA</b> Goals against as average per 45 minutes	<b>Gen</b> Gender
<b>GK</b> Goalkeeper	<b>GKD</b> Goalkeeper dressed	<b>GP</b> Number of games played
<b>GPI</b> Games played indeed	<b>GPT</b> Number of games played by team	<b>GWG</b> Game winning goals
<b>L</b> Number of games lost	<b>M</b> Male	<b>MIP</b> Minutes and seconds played
<b>MIP%</b> MIP as percentage	<b>M/G</b> Minutes per game	<b>No</b> Jersey number
<b>PIM</b> Penalties in minutes	<b>Pos</b> Position on team	<b>PPG</b> Power play goals
<b>PTS</b> Points	<b>SG%</b> Percentage of goals from total shots	<b>SHG</b> Shorthanded goals
<b>SO</b> Shutouts	<b>SOG</b> Shots on goal	<b>SVS</b> Saves
<b>SVS%</b> SVS as percentage of total SOG	<b>TM</b> Total minutes played	<b>TSh</b> Total shifts played
<b>W</b> Number of games won	<b>+/-</b> Plus/minus net	



## Player Statistics by Team

Статистика игроков по командам

As of FRI 14 MAR 2014  
Including Game #17

### KOR - Korea

#### Playing Statistics

No	Name	Gen	Pos	GP	G	A	PTS	PIM	+/-	GWG	PPG	SHG	SOG	SG%	TM	M/G	TSh	AT/S
4	SA Sung-Keun	M	D	4	0	0	0	0	0	0	0	0	1	0.00	21:33	5:23	20	1:04
10	CHO Young-Jae	M	D	5	0	2	2	4	-3	0	0	0	10	0.00	113:20	22:40	86	1:19
11	CHOI Bae-Suk	M	F	1	0	0	0	0	0	0	0	0	0	0.00	0:00	0:00	0	0:00
12	KIM Young-Sung	M	F	4	0	0	0	4	-3	0	0	0	3	0.00	30:41	7:40	29	1:03
14	JUNG Seung-Hwan	M	F	5	2	2	4	14	-3	0	0	0	19	10.53	127:26	25:29	90	1:24
20	JANG Dong-Shin	M	D	5	1	0	1	4	-4	1	1	0	6	16.67	107:49	21:33	85	1:16
21	LEE Ju-Seung	M	F	3	0	0	0	0	0	0	0	0	0	0.00	1:45	0:35	3	0:35
26	KIM Dea-Jung	M	F	5	0	0	0	2	-1	0	0	0	1	0.00	67:32	13:30	66	1:01
27	CHO Byeong-Seok	M	F	5	1	0	1	0	-3	0	1	0	7	14.29	105:05	21:01	86	1:13
28	LEE Jong-Kyung	M	D	5	0	1	1	0	-3	0	0	0	4	0.00	133:52	26:46	97	1:22
31	YU Man-Gyun	M	GK	5	0	0	0	0		0	0	0	0	0.00				
39	LEE Young-Min	M	F	3	0	0	0	0	0	0	0	0	0	0.00	4:12	1:24	5	0:50
55	JANG Jong-Ho	M	F	5	0	0	0	0	-3	0	0	0	3	0.00	57:07	11:25	56	1:01
68	HAN Min-Su	M	D	5	2	0	2	0	-2	1	1	0	8	25.00	120:16	24:03	94	1:16
74	CHUNG Young-Hoon	M	GK	5	0	0	0	0		0	0	0	0	0.00				
88	PARK Sang-Hyeon	M	D	5	0	0	0	2	-2	0	0	0	6	0.00	106:24	21:16	89	1:11
90	PARK Woo-Chul	M	D	5	0	2	2	4	-3	0	0	0	7	0.00	123:22	24:40	94	1:18

#### Goalkeeping Statistics

No	Name	Gen	GPT	GKD	GPI	MIP	MIP%	GA	SVS	SOG	SVS%	GAA	SO	W	L
31	YU Man-Gyun	M	5	5	5	229:06	100.00	9	61	70	87.14	1.77	1	1	3
74	CHUNG Young-Hoon	M	5	5	0	00:00	0.00	0	0	0	0.00	0.00	0	0	0

#### LEGEND

<b>A</b> Assists	<b>AT/S</b> Average time per shift	<b>D</b> Defence
<b>F</b> Forward	<b>G</b> Goals	<b>GA</b> Goals against
<b>GAA</b> Goals against as average per 45 minutes	<b>Gen</b> Gender	<b>GK</b> Goalkeeper
<b>GKD</b> Goalkeeper dressed	<b>GP</b> Number of games played	<b>GPI</b> Games played indeed
<b>GPT</b> Number of games played by team	<b>GWG</b> Game winning goals	<b>L</b> Number of games lost
<b>M</b> Male	<b>MIP</b> Minutes and seconds played	<b>MIP%</b> MIP as percentage
<b>M/G</b> Minutes per game	<b>No</b> Jersey number	<b>PIM</b> Penalties in minutes
<b>Pos</b> Position on team	<b>PPG</b> Power play goals	<b>PTS</b> Points
<b>SG%</b> Percentage of goals from total shots	<b>SHG</b> Shorthanded goals	<b>SO</b> Shutouts
<b>SOG</b> Shots on goal	<b>SVS</b> Saves	<b>SVS%</b> SVS as percentage of total SOG
<b>TM</b> Total minutes played	<b>TSh</b> Total shifts played	<b>W</b> Number of games won
<b>+/-</b> Plus/minus net		



## Player Statistics by Team

Статистика игроков по командам

As of SAT 15 MAR 2014

Including Game #19

### NOR - Norway

#### Playing Statistics

No	Name	Gen	Pos	GP	G	A	PTS	PIM	+/-	GWG	PPG	SHG	SOG	SG%	TM	M/G	TSh	AT/S
2	BUEN Kristian	M	GK	5	0	0	0	0	0	0	0	0	0	0.00				
3	PEDERSEN Rolf Einar	M	D	5	1	1	2	8	-5	1	0	0	10	10.00	124:35	24:55	108	1:09
6	KIRSTISTUEN Emil	M	F	4	0	0	0	0	0	0	0	0	0	0.00	8:35	2:08	10	0:51
7	HAGEN Eskil	M	D	5	0	0	0	2	-5	0	0	0	3	0.00	126:56	25:23	114	1:06
8	SVEE Stig Tore	M	F	1	0	0	0	0	0	0	0	0	0	0.00	8:20	8:20	10	0:50
9	VAERNES Morten	M	F	5	0	0	0	0	-4	0	0	0	1	0.00	105:48	21:09	102	1:02
10	RIVERA Tor Joakim	M	F	5	0	0	0	0	0	0	0	0	0	0.00	25:09	5:01	27	0:55
12	BOGLE Magnus	M	F	5	1	1	2	0	-3	1	0	0	6	16.67	78:36	15:43	84	0:56
15	SORHEIM Emil	M	F	5	0	0	0	0	-5	0	0	0	1	0.00	69:54	13:58	69	1:00
16	NORDSTOGA Knut Andre	M	D	5	0	0	0	4	-3	0	0	0	3	0.00	103:15	20:39	102	1:00
17	SOLBERG Loyd-Remi Pallander	M	F	5	0	3	3	6	-2	0	0	0	7	0.00	117:58	23:35	93	1:16
18	HAMAR Kjell Christian	M	GK	5	0	0	0	0	0	0	0	0	0	0.00				
20	HAMRE Martin	M	F	5	0	0	0	2	-2	0	0	0	1	0.00	68:42	13:44	73	0:56
21	AUSTEVOLL Ole Bjarte	M	F	5	0	0	0	2	-2	0	0	0	0	0.00	40:27	8:05	39	1:02
22	BAKKE Audun	M	F	5	2	0	2	0	-3	0	0	0	12	16.67	130:41	26:08	96	1:21
23	KLAKEGG Jan Roger	M	D	5	0	0	0	0	-2	0	0	0	3	0.00	108:39	21:43	104	1:02

#### Goalkeeping Statistics

No	Name	Gen	GPT	GKD	GPI	MIP	MIP%	GA	SVS	SOG	SVS%	GAA	SO	W	L
2	BUEN Kristian	M	5	5	5	225:42	99.07	11	77	88	87.50	2.19	0	1	3
18	HAMAR Kjell Christian	M	5	5	1	02:07	0.93	0	0	0	0.00	0.00	0	0	0

#### LEGEND

<b>A</b> Assists	<b>AT/S</b> Average time per shift	<b>D</b> Defence
<b>F</b> Forward	<b>G</b> Goals	<b>GA</b> Goals against
<b>GAA</b> Goals against as average per 45 minutes	<b>Gen</b> Gender	<b>GK</b> Goalkeeper
<b>GKD</b> Goalkeeper dressed	<b>GP</b> Number of games played	<b>GPI</b> Games played indeed
<b>GPT</b> Number of games played by team	<b>GWG</b> Game winning goals	<b>L</b> Number of games lost
<b>M</b> Male	<b>MIP</b> Minutes and seconds played	<b>MIP%</b> MIP as percentage
<b>M/G</b> Minutes per game	<b>No</b> Jersey number	<b>PIM</b> Penalties in minutes
<b>Pos</b> Position on team	<b>PPG</b> Power play goals	<b>PTS</b> Points
<b>SG%</b> Percentage of goals from total shots	<b>SHG</b> Shorthanded goals	<b>SO</b> Shutouts
<b>SOG</b> Shots on goal	<b>SVS</b> Saves	<b>SVS%</b> SVS as percentage of total SOG
<b>TM</b> Total minutes played	<b>TSh</b> Total shifts played	<b>W</b> Number of games won
<b>+/-</b> Plus/minus net		



## Player Statistics by Team

Статистика игроков по командам

As of SAT 15 MAR 2014  
Including Game #20

### RUS - Russian Federation

#### Playing Statistics

No	Name	Gen	Pos	GP	G	A	PTS	PIM	+/-	GWG	PPG	SHG	SOG	SG%	TM	M/G	TSh	AT/S
1	IVANOV Mikhail	M	GK	5	0	0	0	0		0	0	0	0	0.00				
2	LYSOV Aleksei	M	D	5	0	1	1	27	+2	0	0	0	8	0.00	130:50	26:10	86	1:31
4	ANDRIYANOV Maxim	M	D	1	0	0	0	0	0	0	0	0	0	0.00	0:00	0:00	0	0:00
5	VARLAKOV Vasili	M	D	5	1	4	5	2	+9	0	0	0	3	33.33	101:17	20:15	80	1:15
6	LITVINENKO Vladimir	M	D	3	1	1	2	2	+4	0	0	0	3	33.33	39:02	13:00	34	1:08
8	LISOV Dmitrii	M	F	5	1	1	2	0	+1	1	0	0	11	9.09	121:26	24:17	83	1:27
9	SHIKHOV Konstantin	M	F	5	1	3	4	4	+7	1	0	0	7	14.29	81:37	16:19	63	1:17
10	TUCHIN Ruslan	M	F	3	0	0	0	0	+1	0	0	0	0	0.00	8:22	2:47	7	1:11
11	AMOSOV Alexey	M	F	5	2	1	3	4	+6	0	0	0	6	33.33	80:50	16:10	69	1:10
14	POPOV Iliia	M	F	5	1	2	3	0	+4	1	0	0	3	33.33	20:09	4:01	13	1:33
16	DVINIANINOV Andrey	M	F	4	3	2	5	2	+4	0	1	0	3	100.00	47:54	11:58	42	1:08
17	SELYUKIN Vadim	M	D	5	0	1	1	2	+3	0	0	0	5	0.00	109:03	21:48	73	1:29
19	KUZNETSOV Ivan	M	D	5	0	2	2	0	+2	0	0	0	1	0.00	96:58	19:23	64	1:30
20	KAMANTCEV Vladimir	M	GK	5	0	0	0	0		0	0	0	0	0.00				
21	PETROV Evgeny	M	F	5	2	4	6	2	+6	0	0	0	8	25.00	107:09	21:25	76	1:24
22	TERENTYEV Nikolay	M	F	4	1	0	1	0	0	0	0	0	4	25.00	59:49	14:57	41	1:27
23	VOLKOV Iliia	M	F	5	2	0	2	4	+1	0	2	0	9	22.22	113:37	22:43	83	1:22

#### Goalkeeping Statistics

No	Name	Gen	GPT	GKD	GPI	MIP	MIP%	GA	SVS	SOG	SVS%	GAA	SO	W	L
1	IVANOV Mikhail	M	5	5	1	50:00	21.74	3	6	9	66.67	2.70	0	0	1
20	KAMANTCEV Vladimir	M	5	5	4	180:00	78.26	2	40	42	95.24	0.50	2	3	1

#### LEGEND

<b>A</b> Assists	<b>AT/S</b> Average time per shift	<b>D</b> Defence
<b>F</b> Forward	<b>G</b> Goals	<b>GA</b> Goals against
<b>GAA</b> Goals against as average per 45 minutes	<b>Gen</b> Gender	<b>GK</b> Goalkeeper
<b>GKD</b> Goalkeeper dressed	<b>GP</b> Number of games played	<b>GPI</b> Games played indeed
<b>GPT</b> Number of games played by team	<b>GWG</b> Game winning goals	<b>L</b> Number of games lost
<b>M</b> Male	<b>MIP</b> Minutes and seconds played	<b>MIP%</b> MIP as percentage
<b>M/G</b> Minutes per game	<b>No</b> Jersey number	<b>PIM</b> Penalties in minutes
<b>Pos</b> Position on team	<b>PPG</b> Power play goals	<b>PTS</b> Points
<b>SG%</b> Percentage of goals from total shots	<b>SHG</b> Shorthanded goals	<b>SO</b> Shutouts
<b>SOG</b> Shots on goal	<b>SVS</b> Saves	<b>SVS%</b> SVS as percentage of total SOG
<b>TM</b> Total minutes played	<b>TSh</b> Total shifts played	<b>W</b> Number of games won
<b>+/-</b> Plus/minus net		



## Player Statistics by Team

Статистика игроков по командам

As of FRI 14 MAR 2014  
Including Game #17

### SWE - Sweden

#### Playing Statistics

No	Name	Gen	Pos	GP	G	A	PTS	PIM	+/-	GWG	PPG	SHG	SOG	SG%	TM	M/G	TSh	AT/S
2	SILVSTRAND OLSSON Axel Filip	M	F	0	0	0	0	0	0	0	0	0	0	0.00	0:00	0:00	0	0:00
3	INGVARSSON Niklas	M	D	5	0	2	2	8	-10	0	0	0	5	0.00	211:41	42:20	39	5:25
4	OLSSON Stefan	M	F	5	0	0	0	0	-1	0	0	0	0	0.00	0:57	0:11	2	0:28
5	NILSSON Ulf	M	GK	5	0	0	0	2		0	0	0	0	0.00				
6	ANDERSON Aron	M	F	0	0	0	0	0	0	0	0	0	0	0.00	0:00	0:00	0	0:00
7	WISTRAND Anders	M	D	0	0	0	0	0	0	0	0	0	0	0.00	0:00	0:00	0	0:00
8	KASPERI Per	M	F	5	3	1	4	6	-10	0	1	0	19	15.79	204:03	40:48	35	5:49
11	LUNDGREN Rasmus	M	D	5	0	0	0	4	-11	0	0	0	6	0.00	219:11	43:50	24	9:07
14	JONSSON Kenth	M	GK	5	0	0	0	0		0	0	0	0	0.00				
15	HEDBERG Christian	M	D	5	0	0	0	0	-2	0	0	0	0	0.00	50:42	10:08	28	1:48
18	OJALA Peter	M	F	5	0	0	0	2	-8	0	0	0	0	0.00	70:57	14:11	42	1:41
19	FROM Gunnar	M	F	5	0	1	1	2	-2	0	0	0	0	0.00	45:43	9:08	23	1:59
20	RAKOS Niklas	M	F	4	0	1	1	2	-4	0	0	0	2	0.00	115:14	28:48	40	2:52
21	HOLM Marcus	M	D	5	1	1	2	4	-11	0	0	0	6	16.67	207:54	41:34	33	6:18

#### Goalkeeping Statistics

No	Name	Gen	GPT	GKD	GPI	MIP	MIP%	GA	SVS	SOG	SVS%	GAA	SO	W	L
5	NILSSON Ulf	M	5	5	5	220:19	93.63	16	101	117	86.32	3.27	0	0	5
14	JONSSON Kenth	M	5	5	1	15:00	6.37	3	6	9	66.67	9.00	0	0	0

#### LEGEND

<b>A</b> Assists	<b>AT/S</b> Average time per shift	<b>D</b> Defence
<b>F</b> Forward	<b>G</b> Goals	<b>GA</b> Goals against
<b>GAA</b> Goals against as average per 45 minutes	<b>Gen</b> Gender	<b>GK</b> Goalkeeper
<b>GKD</b> Goalkeeper dressed	<b>GP</b> Number of games played	<b>GPI</b> Games played indeed
<b>GPT</b> Number of games played by team	<b>GWG</b> Game winning goals	<b>L</b> Number of games lost
<b>M</b> Male	<b>MIP</b> Minutes and seconds played	<b>MIP%</b> MIP as percentage
<b>M/G</b> Minutes per game	<b>No</b> Jersey number	<b>PIM</b> Penalties in minutes
<b>Pos</b> Position on team	<b>PPG</b> Power play goals	<b>PTS</b> Points
<b>SG%</b> Percentage of goals from total shots	<b>SHG</b> Shorthanded goals	<b>SO</b> Shutouts
<b>SOG</b> Shots on goal	<b>SVS</b> Saves	<b>SVS%</b> SVS as percentage of total SOG
<b>TM</b> Total minutes played	<b>TSh</b> Total shifts played	<b>W</b> Number of games won
<b>+/-</b> Plus/minus net		



## Player Statistics by Team

Статистика игроков по командам

As of SAT 15 MAR 2014  
Including Game #20

### USA - United States

#### Playing Statistics

No	Name	Gen	Pos	GP	G	A	PTS	PIM	+/-	GWG	PPG	SHG	SOG	SG%	TM	M/G	TSh	AT/S
1	LEE Jen	M	GK	5	0	0	0	0		0	0	0	0	0.00				
4	ROYBAL Brody	M	F	5	2	0	2	2	+3	1	0	0	6	33.33	82:33	16:30	53	1:33
6	FARMER Declan	M	F	5	3	2	5	0	+4	1	1	0	16	18.75	87:42	17:32	59	1:29
7	LIPSETT Taylor	M	F	1	0	0	0	0	0	0	0	0	0	0.00	11:07	11:07	7	1:35
8	SHAW Greg	M	F	4	0	0	0	0	+3	0	0	0	0	0.00	29:03	7:15	28	1:02
9	YOHE Andy	M	D	5	0	1	1	4	+2	0	0	0	1	0.00	74:48	14:57	43	1:44
11	CARRON Tyler	M	D	5	0	0	0	0	+4	0	0	0	0	0.00	83:46	16:45	46	1:49
13	SWEENEY Joshua	M	F	5	2	0	2	0	+3	1	0	0	6	33.33	93:33	18:42	65	1:26
14	McCOY Daniel	M	F	3	0	2	2	0	+3	0	0	0	2	0.00	21:42	7:14	22	0:59
15	LANDEROS Nikko	M	D	5	0	5	5	0	+7	0	0	0	12	0.00	146:32	29:18	49	2:59
18	McKEE Kevin	M	F	2	0	0	0	0	0	0	0	0	0	0.00	20:20	10:10	17	1:11
19	CHACE Taylor	M	D	5	1	2	3	6	+8	1	0	0	5	20.00	143:50	28:46	57	2:31
20	PAGE Adam	M	F	5	3	0	3	2	+3	0	0	0	7	42.86	41:03	8:12	35	1:10
23	ROMAN Rico	M	F	5	0	0	0	6	+4	0	0	0	3	0.00	80:28	16:05	61	1:19
27	PAULS Joshua	M	F	5	1	2	3	0	+5	0	0	0	14	7.14	99:00	19:48	62	1:35
28	SCHAUS Paul	M	F	5	1	0	1	8	+1	0	0	0	2	50.00	76:52	15:22	67	1:08
34	CASH Steve	M	GK	5	0	1	1	0		0	0	0	0	0.00				

#### Goalkeeping Statistics

No	Name	Gen	GPT	GKD	GPI	MIP	MIP%	GA	SVS	SOG	SVS%	GAA	SO	W	L
1	LEE Jen	M	5	5	1	04:42	2.09	1	2	3	66.67	9.57	0	0	0
34	CASH Steve	M	5	5	5	220:06	97.91	2	43	45	95.56	0.41	3	4	1

#### LEGEND

<b>A</b> Assists	<b>AT/S</b> Average time per shift	<b>D</b> Defence
<b>F</b> Forward	<b>G</b> Goals	<b>GA</b> Goals against
<b>GAA</b> Goals against as average per 45 minutes	<b>Gen</b> Gender	<b>GK</b> Goalkeeper
<b>GKD</b> Goalkeeper dressed	<b>GP</b> Number of games played	<b>GPI</b> Games played indeed
<b>GPT</b> Number of games played by team	<b>GWG</b> Game winning goals	<b>L</b> Number of games lost
<b>M</b> Male	<b>MIP</b> Minutes and seconds played	<b>MIP%</b> MIP as percentage
<b>M/G</b> Minutes per game	<b>No</b> Jersey number	<b>PIM</b> Penalties in minutes
<b>Pos</b> Position on team	<b>PPG</b> Power play goals	<b>PTS</b> Points
<b>SG%</b> Percentage of goals from total shots	<b>SHG</b> Shorthanded goals	<b>SO</b> Shutouts
<b>SOG</b> Shots on goal	<b>SVS</b> Saves	<b>SVS%</b> SVS as percentage of total SOG
<b>TM</b> Total minutes played	<b>TSh</b> Total shifts played	<b>W</b> Number of games won
<b>+/-</b> Plus/minus net		





## Goalkeepers

Вратари

As of SAT 15 MAR 2014  
Including Game #20

(Ranked by highest SVS% / lowest GAA / highest GPI)

Rank	Name	Gender	No	Team	GKD	GPI	MIP	MIP%	SOG	GA	SVS	SVS%	GAA	PPGA	SHGA	SO
1	CASH Steve	M	34	USA	5	5	220:06	97.91	45	2	43	<b>95.56</b>	0.41	1	0	3
2	KAMANTCEV Vladimir	M	20	RUS	5	4	180:00	78.26	42	2	40	<b>95.24</b>	0.50	0	0	2
3	VAPENKA Michal	M	6	CZE	5	5	235:00	100.00	79	4	75	<b>94.94</b>	0.77	0	0	2
4	WATSON Corbin	M	30	CAN	5	4	179:10	79.93	33	3	30	<b>90.91</b>	0.75	0	0	3
5	BUEN Kristian	M	2	NOR	5	5	225:42	99.07	88	11	77	<b>87.50</b>	2.19	2	0	0
6	YU Man-Gyun	M	31	KOR	5	5	229:06	100.00	70	9	61	<b>87.14</b>	1.77	1	0	1
7	NILSSON Ulf	M	5	SWE	5	5	220:19	93.63	117	16	101	<b>86.32</b>	3.27	2	0	0
8	ARAUDO Gabriele	M	15	ITA	5	4	123:11	53.98	27	5	22	<b>81.48</b>	1.83	3	0	0
9	STILLITANO Santino	M	1	ITA	5	3	105:00	46.02	37	12	25	<b>67.57</b>	5.14	2	0	0

(Goalkeepers with less than 40% of their team's total minutes (MIP% less 40))

Name	Gender	No	Team	GKD	GPI	MIP	MIP%	SOG	GA	SVS	SVS%	GAA	PPGA	SHGA	SO
ST-AMAND Benoit	M	22	CAN	5	1	45:00	20.07	5	1	4	<b>80.00</b>	1.00	0	0	0
IVANOV Mikhail	M	1	RUS	5	1	50:00	21.74	9	3	6	<b>66.67</b>	2.70	2	0	0
JONSSON Kenth	M	14	SWE	5	1	15:00	6.37	9	3	6	<b>66.67</b>	9.00	1	0	0
LEE Jen	M	1	USA	5	1	04:42	2.09	3	1	2	<b>66.67</b>	9.57	0	0	0
HAMAR Kjell Christian	M	18	NOR	5	1	02:07	0.93	0	0	0	<b>0.00</b>	0.00	0	0	0

### LEGEND

<b>GA</b> Goals against	<b>GAA</b> Goals against as average per 45 minutes	<b>GKD</b> Goalkeeper dressed
<b>GPI</b> Games played indeed	<b>MIP</b> Minutes and seconds played	<b>MIP%</b> MIP as percentage
<b>No</b> Jersey number	<b>PPGA</b> Power play goals against	<b>SHGA</b> Shorthanded goals against
<b>SO</b> Shutouts (no GA in a game)	<b>SOG</b> Shots on goal (G+SSG)	<b>SVS</b> Saves
<b>SVS%</b> SVS as percentage of total SOG		



## Scoring Leaders

Лидеры по набранным очкам

As of SAT 15 MAR 2014  
Including Game #20

(Ranked by highest PTS/ highest G/ lowest GP)

Rank	Name	Gender	No	Team	Pos	GP	G	A	PTS	PIM	+/-
1	DIXON Adam	M	11	CAN	D	5	4	3	7	4	+8
2	GALE Anthony	M	9	CAN	F	5	2	4	6	4	+2
2	PETROV Evgeny	M	21	RUS	F	5	2	4	6	2	+6
4	REMPEL Kevin	M	5	CAN	F	5	0	6	6	4	+3
5	DVINYANINOV Andrey	M	16	RUS	F	4	3	2	5	2	+4
6	BRIDGES Billy	M	18	CAN	F	5	3	2	5	4	+5
6	FARMER Declan	M	6	USA	F	5	3	2	5	0	+4
8	VARLAKOV Vasilii	M	5	RUS	D	5	1	4	5	2	+9
9	LANDEROS Nikko	M	15	USA	D	5	0	5	5	0	+7
10	KASPERI Per	M	8	SWE	F	5	3	1	4	6	-10
10	LAROCQUE Dominic	M	26	CAN	F	5	3	1	4	0	+4
12	JUNG Seung-Hwan	M	14	KOR	F	5	2	2	4	14	-3
12	PLANKER Florian	M	5	ITA	F	5	2	2	4	0	-2
12	WESTLAKE Greg	M	12	CAN	F	5	2	2	4	2	+4
15	BOWDEN Brad	M	27	CAN	F	5	1	3	4	0	+4
15	SHIKHOV Konstantin	M	9	RUS	F	5	1	3	4	4	+7
17	GEIER Michal	M	74	CZE	F	5	3	0	3	4	0
17	PAGE Adam	M	20	USA	F	5	3	0	3	2	+3
19	AMOSOV Alexey	M	11	RUS	F	5	2	1	3	4	+6
20	CAVALIERE Gianluca	M	6	ITA	D	5	1	2	3	4	-5
20	CHACE Taylor	M	19	USA	D	5	1	2	3	6	+8
20	PAULS Joshua	M	27	USA	F	5	1	2	3	0	+5
20	POPOV Iliia	M	14	RUS	F	5	1	2	3	0	+4
20	SAFRANEK Zdenek	M	24	CZE	F	5	1	2	3	4	0
25	ARSENAULT Steve	M	14	CAN	D	5	0	3	3	0	+9
25	KUBES Pavel	M	29	CZE	D	5	0	3	3	0	+2
25	McGREGOR Tyler	M	8	CAN	F	5	0	3	3	0	0
25	SOLBERG Loyd-Remi Pallander	M	17	NOR	F	5	0	3	3	6	-2
29	BAKKE Audun	M	22	NOR	F	5	2	0	2	0	-3
29	HAN Min-Su	M	68	KOR	D	5	2	0	2	0	-2
29	ROYBAL Brody	M	4	USA	F	5	2	0	2	2	+3
29	SWEENEY Joshua	M	13	USA	F	5	2	0	2	0	+3
29	VOLKOV Iliia	M	23	RUS	F	5	2	0	2	4	+1

### LEGEND

<b>A</b>	Assists	<b>D</b>	Defence	<b>F</b>	Forward
<b>G</b>	Goals	<b>GP</b>	Number of games played	<b>No</b>	Jersey number
<b>PIM</b>	Penalties in minutes	<b>Pos</b>	Position	<b>PTS</b>	Points
<b>+/-</b>	Plus/minus net				



## Goal Scoring Leaders

Лидеры по заброшенным шайбам

As of SAT 15 MAR 2014

Including Game #20

(Ranked by highest G/ lowest GP)

Rank	Name	Gender	No	Team	Pos	GP	G	S	SG%	PPG	SHG	+/-
1	DIXON Adam	M	11	CAN	D	5	4	11	36.36	1	0	+8
2	DVINYANINOV Andrey	M	16	RUS	F	4	3	3100.00	1	0	0	+4
3	BRIDGES Billy	M	18	CAN	F	5	3	18	16.67	1	0	+5
3	FARMER Declan	M	6	USA	F	5	3	16	18.75	1	0	+4
3	GEIER Michal	M	74	CZE	F	5	3	9	33.33	0	0	0
3	KASPERI Per	M	8	SWE	F	5	3	19	15.79	1	0	-10
3	LAROCQUE Dominic	M	26	CAN	F	5	3	7	42.86	1	0	+4
3	PAGE Adam	M	20	USA	F	5	3	7	42.86	0	0	+3
9	AMOSOV Alexey	M	11	RUS	F	5	2	6	33.33	0	0	+6
9	BAKKE Audun	M	22	NOR	F	5	2	12	16.67	0	0	-3
9	GALE Anthony	M	9	CAN	F	5	2	4	50.00	0	0	+2
9	HAN Min-Su	M	68	KOR	D	5	2	8	25.00	1	0	-2
9	JUNG Seung-Hwan	M	14	KOR	F	5	2	19	10.53	0	0	-3
9	PETROV Evgeny	M	21	RUS	F	5	2	8	25.00	0	0	+6
9	PLANKER Florian	M	5	ITA	F	5	2	23	8.70	0	0	-2
9	ROYBAL Brody	M	4	USA	F	5	2	6	33.33	0	0	+3
9	SWEENEY Joshua	M	13	USA	F	5	2	6	33.33	0	0	+3
9	VOLKOV Ilia	M	23	RUS	F	5	2	9	22.22	2	0	+1
9	WESTLAKE Greg	M	12	CAN	F	5	2	16	12.50	1	0	+4
20	LITVINENKO Vladimir	M	6	RUS	D	3	1	3	33.33	0	0	+4
21	TERENTYEV Nikolay	M	22	RUS	F	4	1	4	25.00	0	0	0
22	BERGER Jiri	M	10	CZE	D	5	1	14	7.14	0	0	0
22	BOGLE Magnus	M	12	NOR	F	5	1	6	16.67	0	0	-3
22	BOWDEN Brad	M	27	CAN	F	5	1	10	10.00	0	0	+4
22	CAVALIERE Gianluca	M	6	ITA	D	5	1	7	14.29	0	0	-5
22	CHACE Taylor	M	19	USA	D	5	1	5	20.00	0	0	+8
22	CHO Byeong-Seok	M	27	KOR	F	5	1	7	14.29	1	0	-3
22	DELANEY Ben	M	10	CAN	F	5	1	3	33.33	0	0	+2
22	DORION Marc	M	7	CAN	F	5	1	11	9.09	0	0	+5
22	HOLM Marcus	M	21	SWE	D	5	1	6	16.67	0	0	-11
22	JANG Dong-Shin	M	20	KOR	D	5	1	6	16.67	1	0	-4
22	KRUPICKA Zdenek	M	96	CZE	F	5	1	6	16.67	0	0	+2
22	KVOCH Tomas	M	21	CZE	D	5	1	5	20.00	1	0	+2
22	LEPERDI Gregory Brian Alexis	M	73	ITA	F	5	1	10	10.00	0	0	-5
22	LISOV Dmitrii	M	8	RUS	F	5	1	11	9.09	0	0	+1
22	MACRI Andrea	M	18	ITA	F	5	1	2	50.00	0	0	-8
22	MURRAY Graeme	M	29	CAN	D	5	1	4	25.00	0	0	+2
22	PALAT David	M	77	CZE	F	5	1	9	11.11	0	0	+2
22	PAULS Joshua	M	27	USA	F	5	1	14	7.14	0	0	+5
22	PEDERSEN Rolf Einar	M	3	NOR	D	5	1	10	10.00	0	0	-5
22	POPOV Ilia	M	14	RUS	F	5	1	3	33.33	0	0	+4
22	ROSA Gianluigi	M	3	ITA	D	5	1	19	5.26	0	0	-3
22	SAFRANEK Zdenek	M	24	CZE	F	5	1	7	14.29	1	0	0
22	SCHAUS Paul	M	28	USA	F	5	1	2	50.00	0	0	+1
22	SHIKHOV Konstantin	M	9	RUS	F	5	1	7	14.29	0	0	+7
22	VARLAKOV Vasili	M	5	RUS	D	5	1	3	33.33	0	0	+9



**LEGEND**

**D** Defence

**No** Jersey number

**SG%** Percentage of goals from total shots

**F** Forward

**Pos** Position

**SHG** Shorthanded goals

**G** Goals

**PPG** Power play goals

**+/-** Plus/minus net

**GP** Number of games played

**S** Shots



## Assist Leaders

Лидеры по голевым передачам

As of SAT 15 MAR 2014  
Including Game #20

(Ranked by highest A/ lowest GP)

Rank	Name	Gender	No	Team	Pos	GP	A	+/-
1	REMPEL Kevin	M	5	CAN	F	5	6	+3
2	LANDEROS Nikko	M	15	USA	D	5	5	+7
3	GALE Anthony	M	9	CAN	F	5	4	+2
3	PETROV Evgeny	M	21	RUS	F	5	4	+6
3	VARLAKOV Vasilii	M	5	RUS	D	5	4	+9
6	ARSENAULT Steve	M	14	CAN	D	5	3	+9
6	BOWDEN Brad	M	27	CAN	F	5	3	+4
6	DIXON Adam	M	11	CAN	D	5	3	+8
6	KUBES Pavel	M	29	CZE	D	5	3	+2
6	McGREGOR Tyler	M	8	CAN	F	5	3	0
6	SHIKHOV Konstantin	M	9	RUS	F	5	3	+7
6	SOLBERG Loyd-Remi Pallander	M	17	NOR	F	5	3	-2
13	McCOY Daniel	M	14	USA	F	3	2	+3
14	DVINYANINOV Andrey	M	16	RUS	F	4	2	+4
15	BRIDGES Billy	M	18	CAN	F	5	2	+5
15	CAVALIERE Gianluca	M	6	ITA	D	5	2	-5
15	CHACE Taylor	M	19	USA	D	5	2	+8
15	CHO Young-Jae	M	10	KOR	D	5	2	-3
15	FARMER Declan	M	6	USA	F	5	2	+4
15	INGVARSSON Niklas	M	3	SWE	D	5	2	-10
15	JUNG Seung-Hwan	M	14	KOR	F	5	2	-3
15	KUZNETSOV Ivan	M	19	RUS	D	5	2	+2
15	PARK Woo-Chul	M	90	KOR	D	5	2	-3
15	PAULS Joshua	M	27	USA	F	5	2	+5
15	PLANKER Florian	M	5	ITA	F	5	2	-2
15	POPOV Iliia	M	14	RUS	F	5	2	+4
15	SAFRANEK Zdenek	M	24	CZE	F	5	2	0
15	WESTLAKE Greg	M	12	CAN	F	5	2	+4
15	WHITSON Derek	M	4	CAN	D	5	2	+2
30	LITVINENKO Vladimir	M	6	RUS	D	3	1	+4

### LEGEND

<b>A</b>	Assists	<b>D</b>	Defence	<b>F</b>	Forward	<b>GP</b>	Number of games played
<b>No</b>	Jersey number	<b>Pos</b>	Position	<b>+/-</b>	Plus/minus net		



## Defencemen Scoring Leaders

Лидеры обороны по набранным очкам

As of SAT 15 MAR 2014  
Including Game #20

(Ranked by highest PTS / highest G / lowest GP)

Rank	Name	Gender	No	Team	GP	G	A	PTS	PIM	+/-
1	DIXON Adam	M	11	CAN	5	4	3	7	4	+8
2	VARLAKOV Vasilii	M	5	RUS	5	1	4	5	2	+9
3	LANDEROS Nikko	M	15	USA	5	0	5	5	0	+7
4	CAVALIERE Gianluca	M	6	ITA	5	1	2	3	4	-5
4	CHACE Taylor	M	19	USA	5	1	2	3	6	+8
6	ARSENAULT Steve	M	14	CAN	5	0	3	3	0	+9
6	KUBES Pavel	M	29	CZE	5	0	3	3	0	+2
8	HAN Min-Su	M	68	KOR	5	2	0	2	0	-2
9	LITVINENKO Vladimir	M	6	RUS	3	1	1	2	2	+4
10	HOLM Marcus	M	21	SWE	5	1	1	2	4	-11
10	MURRAY Graeme	M	29	CAN	5	1	1	2	4	+2
10	PEDERSEN Rolf Einar	M	3	NOR	5	1	1	2	8	-5
10	ROSA Gianluigi	M	3	ITA	5	1	1	2	2	-3
14	CHO Young-Jae	M	10	KOR	5	0	2	2	4	-3
14	INGVARSSON Niklas	M	3	SWE	5	0	2	2	8	-10
14	KUZNETSOV Ivan	M	19	RUS	5	0	2	2	0	+2
14	PARK Woo-Chul	M	90	KOR	5	0	2	2	4	-3
14	WHITSON Derek	M	4	CAN	5	0	2	2	0	+2
19	BERGER Jiri	M	10	CZE	5	1	0	1	2	0
19	JANG Dong-Shin	M	20	KOR	5	1	0	1	4	-4
19	KVOCH Tomas	M	21	CZE	5	1	0	1	0	+2
22	HRBEK Miroslav	M	65	CZE	4	0	1	1	0	+1
23	LEE Jong-Kyung	M	28	KOR	5	0	1	1	0	-3
23	LYSOV Aleksei	M	2	RUS	5	0	1	1	27	+2
23	MOTYCKA David	M	7	CZE	5	0	1	1	2	-1
23	SELYUKIN Vadim	M	17	RUS	5	0	1	1	2	+3
23	YOHE Andy	M	9	USA	5	0	1	1	4	+2

### LEGEND

<b>A</b>	Assists	<b>G</b>	Goals	<b>GP</b>	Number of games played
<b>No</b>	Jersey number	<b>PIM</b>	Penalties in minutes	<b>PTS</b>	Points
<b>+/-</b>	Plus/minus net				



## Face-off Leaders

Лидеры по выигранным вбрасываниям

As of SAT 15 MAR 2014  
Including Game #20

(Ranked by highest FO%)

Rank	Name	Gender	No	Team	Pos	GP	FO+	FO-	FO+/-	FO%
1	FARMER Declan	M	6	USA	F	5	59	22	37	<b>72.84</b>
2	REMPEL Kevin	M	5	CAN	F	5	21	9	12	<b>70.00</b>
3	BRIDGES Billy	M	18	CAN	F	5	55	24	31	<b>69.62</b>
4	INGVARSSON Niklas	M	3	SWE	D	5	63	36	27	<b>63.64</b>
5	GALE Anthony	M	9	CAN	F	5	38	23	15	<b>62.30</b>
6	PEDERSEN Rolf Einar	M	3	NOR	D	5	54	35	19	<b>60.67</b>
7	LEE Jong-Kyung	M	28	KOR	D	5	77	54	23	<b>58.78</b>
8	PARK Sang-Hyeon	M	88	KOR	D	5	44	32	12	<b>57.89</b>
9	SVEE Stig Tore	M	8	NOR	F	1	6	5	1	<b>54.55</b>
10	SHAW Greg	M	8	USA	F	4	13	12	1	<b>52.00</b>
11	PLANKER Florian	M	5	ITA	F	5	44	43	1	<b>50.57</b>
12	HABL Zdenek	M	82	CZE	F	5	64	63	1	<b>50.39</b>
13	DORION Marc	M	7	CAN	F	5	15	15	0	<b>50.00</b>
14	ROMAN Rico	M	23	USA	F	5	30	32	-2	<b>48.39</b>
15	BOGLE Magnus	M	12	NOR	F	5	32	35	-3	<b>47.76</b>
16	HOLM Marcus	M	21	SWE	D	5	28	31	-3	<b>47.46</b>
17	VOLKOV Ilia	M	23	RUS	F	5	41	52	-11	<b>44.09</b>
18	LEPERDI Gregory Brian Alexis	M	73	ITA	F	5	18	25	-7	<b>41.86</b>
19	MACRI Andrea	M	18	ITA	F	5	13	19	-6	<b>40.62</b>
20	AMOSOV Alexey	M	11	RUS	F	5	30	44	-14	<b>40.54</b>
21	FOJTIK Erik	M	30	CZE	F	5	38	59	-21	<b>39.18</b>
22	SORHEIM Emil	M	15	NOR	F	5	8	17	-9	<b>32.00</b>
23	LUNDGREN Rasmus	M	11	SWE	D	5	7	16	-9	<b>30.43</b>
24	HEDBERG Christian	M	15	SWE	D	5	7	20	-13	<b>25.93</b>
24	WINKLER Werner	M	7	ITA	F	5	7	20	-13	<b>25.93</b>

### NOTE

Average of four face-offs per game played required for ranking.

### LEGEND

<b>D</b>	Defence	<b>F</b>	Forward	<b>FO+</b>	Face-offs won
<b>FO-</b>	Face-offs lost	<b>FO+/-</b>	Face-offs net	<b>FO%</b>	Face-offs won as percentage
<b>GP</b>	Number of games played	<b>No</b>	Jersey number	<b>Pos</b>	Position



## Plus-Minus Leaders

Лидеры по «плюс-минус»

As of SAT 15 MAR 2014  
Including Game #20

(Ranked by highest +/- / highest + /lowest GP)

Rank	Name	Gender	No	Team	Pos	GP	+	-	+/-
1	VARLAKOV Vasilii	M	5	RUS	D	5	10	1	<b>+9</b>
2	ARSENAULT Steve	M	14	CAN	D	5	9	0	<b>+9</b>
3	DIXON Adam	M	11	CAN	D	5	9	1	<b>+8</b>
4	CHACE Taylor	M	19	USA	D	5	8	0	<b>+8</b>
5	LANDEROS Nikko	M	15	USA	D	5	9	2	<b>+7</b>
6	SHIKHOV Konstantin	M	9	RUS	F	5	7	0	<b>+7</b>
7	AMOSOV Alexey	M	11	RUS	F	5	7	1	<b>+6</b>
7	PETROV Evgeny	M	21	RUS	F	5	7	1	<b>+6</b>
9	BRIDGES Billy	M	18	CAN	F	5	6	1	<b>+5</b>
9	PAULS Joshua	M	27	USA	F	5	6	1	<b>+5</b>
11	DORION Marc	M	7	CAN	F	5	5	0	<b>+5</b>
12	WESTLAKE Greg	M	12	CAN	F	5	6	2	<b>+4</b>
13	DVINYANINOV Andrey	M	16	RUS	F	4	5	1	<b>+4</b>
14	BOWDEN Brad	M	27	CAN	F	5	5	1	<b>+4</b>
14	FARMER Declan	M	6	USA	F	5	5	1	<b>+4</b>
16	LITVINENKO Vladimir	M	6	RUS	D	3	4	0	<b>+4</b>
17	CARRON Tyler	M	11	USA	D	5	4	0	<b>+4</b>
17	LAROCQUE Dominic	M	26	CAN	F	5	4	0	<b>+4</b>
17	POPOV Ilia	M	14	RUS	F	5	4	0	<b>+4</b>
17	ROMAN Rico	M	23	USA	F	5	4	0	<b>+4</b>
21	REMPEL Kevin	M	5	CAN	F	5	4	1	<b>+3</b>
21	ROYBAL Brody	M	4	USA	F	5	4	1	<b>+3</b>
23	McCOY Daniel	M	14	USA	F	3	3	0	<b>+3</b>
24	SHAW Greg	M	8	USA	F	4	3	0	<b>+3</b>
25	PAGE Adam	M	20	USA	F	5	3	0	<b>+3</b>
25	SELYUKIN Vadim	M	17	RUS	D	5	3	0	<b>+3</b>
25	SWEENEY Joshua	M	13	USA	F	5	3	0	<b>+3</b>
28	GALE Anthony	M	9	CAN	F	5	5	3	<b>+2</b>
28	MURRAY Graeme	M	29	CAN	D	5	5	3	<b>+2</b>
28	WHITSON Derek	M	4	CAN	D	5	5	3	<b>+2</b>

### LEGEND

<b>D</b>	Defence	<b>F</b>	Forward	<b>GP</b>	Number of games played	<b>No</b>	Jersey number
<b>Pos</b>	Position	<b>+</b>	Positive participation	<b>-</b>	Negative participation	<b>+/-</b>	Plus/minus net





## Most Penalised Players

Самые штрафуемые игроки

As of SAT 15 MAR 2014  
Including Game #20

(Ranked by highest PIM / lowest GP)

Rank	Name	Gender	No	Team	Pos	GP	PIM	2	5	10	GM	MP	PAVG
1	LYSOV Aleksei	M	2	RUS	D	5	27	1	1	0	1	0	5:24
2	JUNG Seung-Hwan	M	14	KOR	F	5	14	2	0	1	0	0	2:48
3	INGVARSSON Niklas	M	3	SWE	D	5	8	4	0	0	0	0	1:36
3	PEDERSEN Rolf Einar	M	3	NOR	D	5	8	4	0	0	0	0	1:36
3	SCHAUS Paul	M	28	USA	F	5	8	4	0	0	0	0	1:36
6	CHACE Taylor	M	19	USA	D	5	6	3	0	0	0	0	1:12
6	KASPERI Per	M	8	SWE	F	5	6	3	0	0	0	0	1:12
6	MACRI Andrea	M	18	ITA	F	5	6	3	0	0	0	0	1:12
6	ROMAN Rico	M	23	USA	F	5	6	3	0	0	0	0	1:12
6	SOLBERG Loyd-Remi Pallander	M	17	NOR	F	5	6	3	0	0	0	0	1:12
11	KIM Young-Sung	M	12	KOR	F	4	4	2	0	0	0	0	1:00
12	AMOSOV Alexey	M	11	RUS	F	5	4	2	0	0	0	0	0:48
12	BALOSSETTI Bruno	M	14	ITA	D	5	4	2	0	0	0	0	0:48
12	BRIDGES Billy	M	18	CAN	F	5	4	2	0	0	0	0	0:48
12	CAVALIERE Gianluca	M	6	ITA	D	5	4	2	0	0	0	0	0:48
12	CHO Young-Jae	M	10	KOR	D	5	4	2	0	0	0	0	0:48
12	DIXON Adam	M	11	CAN	D	5	4	2	0	0	0	0	0:48
12	FOJTIK Erik	M	30	CZE	F	5	4	2	0	0	0	0	0:48
12	GALE Anthony	M	9	CAN	F	5	4	2	0	0	0	0	0:48
12	GEIER Michal	M	74	CZE	F	5	4	2	0	0	0	0	0:48
12	HABL Zdenek	M	82	CZE	F	5	4	2	0	0	0	0	0:48
12	HOLM Marcus	M	21	SWE	D	5	4	2	0	0	0	0	0:48
12	JANG Dong-Shin	M	20	KOR	D	5	4	2	0	0	0	0	0:48
12	LEPERDI Gregory Brian Alexis	M	73	ITA	F	5	4	2	0	0	0	0	0:48
12	LUNDGREN Rasmus	M	11	SWE	D	5	4	2	0	0	0	0	0:48
12	MURRAY Graeme	M	29	CAN	D	5	4	2	0	0	0	0	0:48
12	NORDSTOGA Knut Andre	M	16	NOR	D	5	4	2	0	0	0	0	0:48
12	PARK Woo-Chul	M	90	KOR	D	5	4	2	0	0	0	0	0:48
12	REMPEL Kevin	M	5	CAN	F	5	4	2	0	0	0	0	0:48
12	SAFRANEK Zdenek	M	24	CZE	F	5	4	2	0	0	0	0	0:48
12	SHIKHOV Konstantin	M	9	RUS	F	5	4	2	0	0	0	0	0:48
12	VOLKOV Ilia	M	23	RUS	F	5	4	2	0	0	0	0	0:48
12	WINKLER Werner	M	7	ITA	F	5	4	2	0	0	0	0	0:48
12	YOHE Andy	M	9	USA	D	5	4	2	0	0	0	0	0:48

### LEGEND

**2** Two (2) minute penalties  
**D** Defence  
**GP** Games played  
**PAVG** PIM (average) per game

**5** Five (5) minute penalties  
**F** Forward  
**MP** Match penalties  
**PIM** Penalties in minutes

**10** Ten (10) minute penalties  
**GM** Game misconducts  
**No** Jersey number  
**Pos** Position



---

**Official Communication**  
Официальная информация

Item: 1

**Italian ice sledge hockey player suspended for 18 months for anti-doping rule violation**

**Summary:**

The International Paralympic Committee (IPC) has announced that Italian ice sledge hockey player Igor Stella has been suspended for 18 months for the offence beginning on 4 March 2014. All results of the athlete obtained from 4 March 2014, the date of the test and onwards, will be disqualified with all the resulting consequences.

**Details:**

Stella returned an adverse analytical finding for clostebol metabolite 4-chloro-4-androstene-3 $\alpha$ -ol-17-one in an out of competition urine sample provided on 4 March, three days prior to the start of the Winter Games. This substance is classified as S1.1A Exogenous AAS/clostebol (Prohibited Substance) on the World Anti-Doping Agency (WADA) 2013 Prohibited List and is prohibited both in and out of competition. The Prohibited Substance is not a "specified substance" on the Prohibited List.

Issued by: IPC Ice Sledge Hockey Technical Delegate  
Time: 13:44  
Date: 14 MAR 2014

This decision affects: Results  
Schedule  
Other

X



**Directorate**  
Директорат

As of 06 MAR 2014

Function	Name	NPC
<b>Voting Members</b>		
Chairman	BLASE Keith	USA - United States of America
Member	CROCKATT Adam	CAN - Canada
	HARMLA Vladislav	CZE - Czeck Republic
	BERNARDONI Massimo	ITA - Italy
	KIM Ik-Hwan	KOR - Republic of Korea
	NYHOLT Kent	NOR - Norway
	SIMAKIN Mikhail	RUS - Russian Federation
	KASPERI Alan	SWE - Sweden
	BRENNAN Dan	USA - United States of America
Sochi 2014	ZAUHARODNI Yaraslau	BLR - Belarus
<b>Non-voting Members</b>		
Technical Delegate	KOESTER Tom	USA - United States of America
	REID Larry	USA - United States of America
Sport Manager	KORBER Jessica	GER - Germany
Referee Supervisor	MacDONALD Scott	CAN - Canada
	BRINKMAN Scott	USA - United States of America



## Competition Officials


Официальные лица соревнований

REVISED  
06 MAR 14:01

As of 02 MAR 2014

Function	Name	NPC
<b>On-ice Officials</b>		
Referee	MORRISON Johnathan	USA - United States of America
	BOESE Paul	CAN - Canada
	BERKEBILE Derek	USA - United States of America
	HEGLE Petter	NOR - Norway
	VANEK Jan	CZE - Czech Republic
	SAMOYLOV Igor	RUS - Russian Federation
Linesman	HELTMAN Tomasz	POL - Poland
	BEELEN Louis	NED - Netherlands
	WESLEY Leon	CZE - Czech Republic
	FRERICHS Brian	USA - United States of America
	YUDAKOV Sergey	RUS - Russian Federation
	KLOCHKOV Dmitriy	RUS - Russian Federation
	CLARK Matt	CAN - Canada
	NYBERGET Espen	NOR - Norway
	CHAE Young-Jin	KOR - Republic of Korea
<b>Off-ice Officials</b>		
Goal Judge	MAR'IN German	RUS - Russian Federation
	BRUSENTSEVA Dar'ya	RUS - Russian Federation
	SIDORKIN Aleksandr	RUS - Russian Federation
	FEOFANOV Sergey	RUS - Russian Federation
Game Timekeeper	DMITRIEV Andrey	RUS - Russian Federation
	PANASYUK Anatoliy	RUS - Russian Federation
	SLESAREV Evgeniy	RUS - Russian Federation
	ZAYTSEVA Anna	RUS - Russian Federation
Official Scorekeeper	SHELYANIN Aleksandr	RUS - Russian Federation
	REZNIKOV German	RUS - Russian Federation
Penalty Box Assistant	SOROKOUMOV Aleksandr	RUS - Russian Federation
	PAVLOV Artem	RUS - Russian Federation
	BUTURLIN Mikhail	RUS - Russian Federation
	EGOROV Anatoliy	RUS - Russian Federation

Spelling of names was changed. Anatoliy Egorov was added as Penalty Box Assistant, German Reznikov was added as Scorekeeper.



# Official Results

## Wheelchair Curling

8 to 15 March

# Результаты соревнований

## Керлинг на колясках

8 - 15 марта



15.03. 2014



---

## Table of Contents

Оглавление

Table of Contents

Medallists

Final Standings

Competition Summary

### Gold Medal Game

Session Results and Standings

Game Results

Game – Shot by Shot

#### Cumulative Player Statistics by Team

CAN - Canada

RUS - Russian Federation

Summary of Big Ends

Time-out Statistics

### Bronze Medal Game

Game Results

Game – Shot by Shot

#### Cumulative Player Statistics by Team

CHN - People's Republic of China

GBR - Great Britain

### Semifinals

Session Results and Standings

#### Sheet A

Game Results

Game – Shot by Shot

#### Sheet D

Game Results

Game – Shot by Shot

### Round Robin

Competition Matrix

Draw Shot Challenge

Scoring Analysis

Summary of Big Ends

Cumulative Percentage by Position

#### Cumulative Player Statistics by Team

CAN - Canada

CHN - People's Republic of China

FIN - Finland

GBR - Great Britain

KOR - Republic of Korea

NOR - Norway

RUS - Russian Federation

SVK - Slovakia

SWE - Sweden

USA - United States of America



---

## Table of Contents

Оглавление

### Session 12

Session Results and Standings

#### Sheet A

Game Results  
Game – Shot by Shot

#### Sheet B

Game Results  
Game – Shot by Shot

#### Sheet C

Game Results  
Game – Shot by Shot

#### Sheet D

Game Results  
Game – Shot by Shot

### Session 11

Session Results and Standings

#### Sheet A

Game Results  
Game – Shot by Shot

#### Sheet B

Game Results  
Game – Shot by Shot

#### Sheet C

Game Results  
Game – Shot by Shot

#### Sheet D

Game Results  
Game – Shot by Shot

### Session 10

Session Results and Standings

#### Sheet A

Game Results  
Game – Shot by Shot

#### Sheet B

Game Results  
Game – Shot by Shot

#### Sheet C

Game Results  
Game – Shot by Shot

### Session 9

Session Results and Standings

#### Sheet A

Game Results  
Game – Shot by Shot



---

## Table of Contents

### Оглавление

#### Sheet B

Game Results  
Game – Shot by Shot

#### Sheet C

Game Results  
Game – Shot by Shot

#### Sheet D

Game Results  
Game – Shot by Shot

### Session 8

Session Results and Standings

#### Sheet A

Game Results  
Game – Shot by Shot

#### Sheet B

Game Results  
Game – Shot by Shot

#### Sheet C

Game Results  
Game – Shot by Shot

#### Sheet D

Game Results  
Game – Shot by Shot

### Session 7

Session Results and Standings

#### Sheet B

Game Results  
Game – Shot by Shot

#### Sheet C

Game Results  
Game – Shot by Shot

#### Sheet D

Game Results  
Game – Shot by Shot

### Session 6

Session Results and Standings

#### Sheet A

Game Results  
Game – Shot by Shot

#### Sheet B

Game Results  
Game – Shot by Shot

#### Sheet C

Game Results  
Game – Shot by Shot





---

## Table of Contents

### Оглавление

#### Sheet D

Game Results  
Game – Shot by Shot

#### Session 5

Session Results and Standings

#### Sheet A

Game Results  
Game – Shot by Shot

#### Sheet B

Game Results  
Game – Shot by Shot

#### Sheet C

Game Results  
Game – Shot by Shot

#### Sheet D

Game Results  
Game – Shot by Shot

#### Session 4

Session Results and Standings

#### Sheet A

Game Results  
Game – Shot by Shot

#### Sheet B

Game Results  
Game – Shot by Shot

#### Sheet D

Game Results  
Game – Shot by Shot

#### Session 3

Session Results and Standings

#### Sheet A

Game Results  
Game – Shot by Shot

#### Sheet B

Game Results  
Game – Shot by Shot

#### Sheet C

Game Results  
Game – Shot by Shot

#### Sheet D

Game Results  
Game – Shot by Shot

#### Session 2

Session Results and Standings



---

## Table of Contents

Оглавление

### Sheet A

Game Results  
Game – Shot by Shot

### Sheet B

Game Results  
Game – Shot by Shot

### Sheet C

Game Results  
Game – Shot by Shot

### Sheet D

Game Results  
Game – Shot by Shot

## Session 1

Session Results and Standings

### Sheet A

Game Results  
Game – Shot by Shot

### Sheet B

Game Results  
Game – Shot by Shot

### Sheet C

Game Results  
Game – Shot by Shot

### Sheet D

Game Results  
Game – Shot by Shot

Entry List by NPC

Competition Officials  
Competition Schedule



## Medallists

Призеры

As of SAT 15 MAR 2014

Medal	NPC	Name
GOLD	CAN - Canada	ARMSTRONG Jim FORREST Ina THIESSEN Dennis GAUDET Sonja IDESON Mark
SILVER	RUS - Russian Federation	SMIRNOV Andrey SHEVCHENKO Alexander PAKHOMOVA Svetlana ROMANOV Marat SLESARENKO Oxana
BRONZE	GBR - Great Britain	NEILSON Aileen EWAN Gregor McPHERSON Bob GAULT Jim MALONE Angie



## Final Standings

Итоговое положение команд

	Team	Players	Position - Function	Gender
Gold	CAN - Canada	ARMSTRONG Jim	4 S	M
		FORREST Ina	3 V	F
		THIESSEN Dennis	2	M
		GAUDET Sonja	1	F
		IDESON Mark	A	M
Silver	RUS - Russian Federation	SMIRNOV Andrey	4 S	M
		SHEVCHENKO Alexander	3	M
		PAKHOMOVA Svetlana	2	F
		ROMANOV Marat	1 V	M
		SLESARENKO Oxana	A	F
Bronze	GBR - Great Britain	NEILSON Aileen	4 S	F
		EWAN Gregor	3 V	M
		McPHERSON Bob	2	M
		GAULT Jim	1	M
		MALONE Angie	A	F
4	CHN - People's Republic of China	WANG Haitao	4 S	M
		ZHANG Qiang	3 V	M
		LIU Wei	2	M
		XU Guangqin	1	F
		HE Jun	A	M
5	USA - United States of America	McDONALD Patrick	4 S	M
		PALMER Dave	3 V	M
		JOSEPH Jimmy	2	M
		GREELY Penny	1	F
		LINO Meghan	A	F
6	SVK - Slovakia	DURIS Radoslav	4 S	M
		JAKUBEC Branislav	3 V	M
		PITONAK Dusan	2	M
		KUNKELOVA Monika	1	F
		KANOVA Alena	A	F
7	SWE - Sweden	JUNGNELL Jalle	4 S	M
		IKONEN Glenn	3 V	M
		KALLIN Patrik	2	M
		ULANDER Kicki	1	F
		REPPE Zandra	A	F
8	NOR - Norway	LORENTSEN Rune	4 S	M
		STORDAHL Jostein	3 V	M
		SAMDAL Anne Mette	2	F
		RAFDAL Terje	1	M
		LOECHEN Sissel	A	F
9	KOR - Republic of Korea	KIM Myung-Jin	4 S	M
		KIM Jong-Pan	3 V	M
		SEO Soon-Seok	2	M
		KANG Mi-Suk	1	F
		YUN Hee Kyeong	A	F
10	FIN - Finland	KARJALAINEN Markku	4 S	M
		KARJALAINEN Sari	3 V	F
		HELLMAN Vesa	2	M
		AARNIKKA Tuomo	1	M
		MOJTAHEDI Mina	A	F

### NOTE

Team position and functions are attached to each team member's name as follows:  
**4** = Fourth, **3** = Third, **2** = Second, **1** = Lead, **A** = Alternate, **S** = Skip, **V** = Vice-Skip

### LEGEND

**F** Female

**M** Male



## Competition Summary

Обзор результатов соревнований

As of SAT 15 MAR 2014

Session	Date	Time	Sheet A	Sheet B	Sheet C	Sheet D
Session 1	SAT 8 MAR	9:30	RUS - CHN 5:4	KOR - NOR 0:10	CAN - GBR 6:3	SVK - USA 6:4
Session 2	SAT 8 MAR	15:30	SWE - FIN 7:6	CAN - RUS 5:4	USA - KOR 5:9	NOR - CHN 3:7
Session 3	SUN 9 MAR	9:30	USA - NOR 8:5	SWE - GBR 4:6	CHN - SVK 3:8	FIN - RUS 4:7
Session 4	SUN 9 MAR	15:30	CAN - SWE 7:4	FIN - SVK 6:9		GBR - KOR 8:4
Session 5	MON 10 MAR	9:30	KOR - RUS 5:7	USA - CAN 2:7	FIN - NOR 6:8	CHN - SWE 8:4
Session 6	MON 10 MAR	15:30	SVK - GBR 2:12	KOR - CHN 2:11	RUS - USA 6:5	CAN - NOR 6:8
Session 7	TUE 11 MAR	9:30		RUS - SWE 7:4	GBR - FIN 4:13	KOR - SVK 7:4
Session 8	TUE 11 MAR	15:30	CHN - CAN 5:8	NOR - GBR 3:7	SWE - SVK 9:3	USA - FIN 7:6
Session 9	WED 12 MAR	9:30	NOR - SVK 4:11	CAN - KOR 10:4	USA - CHN 10:2	RUS - GBR 11:2
Session 10	WED 12 MAR	15:30	SWE - USA 3:8	CHN - FIN 8:2	NOR - RUS 5:6	
Session 11	THU 13 MAR	9:30	FIN - KOR 6:7	GBR - USA 8:7	SVK - CAN 0:16	SWE - NOR 11:1
Session 12	THU 13 MAR	15:30	GBR - CHN 3:6	SVK - RUS 4:7	KOR - SWE 3:13	FIN - CAN 12:1
Semifinals	SAT 15 MAR	9:30	CAN - CHN 5:4			GBR - RUS 4:13
Finals	SAT 15 MAR	15:30		GBR - CHN 7:3	RUS - CAN 3:8	

### Standings after Round Robin

Rank	Team	Games	Wins	Losses			
1	RUS - Russian Federation	9	8	1	Q		
2	CAN - Canada	9	7	2	Q		
3	CHN - People's Republic of China	9	5	4	Q	w1	
4	GBR - Great Britain	9	5	4	Q	w0	
5	USA - United States of America	9	4	5		w1	DSC 67.20 cm
6	SVK - Slovakia	9	4	5		w1	DSC 84.85 cm
7	SWE - Sweden	9	4	5		w1	DSC 121.16 cm
8	NOR - Norway	9	3	6		w1	
9	KOR - Republic of Korea	9	3	6		w0	
10	FIN - Finland	9	2	7			

### Championship Bracket

Semifinals	Finals	Final Standings
GBR 4	RUS 3	Gold CAN - Canada
RUS 13	CAN 8	Silver RUS - Russian Federation
CAN 5		Bronze GBR - Great Britain
CHN 4		4 CHN - People's Republic of China
	GBR 7	5 USA - United States of America
	CHN 3	6 SVK - Slovakia
		7 SWE - Sweden
		8 NOR - Norway
		9 KOR - Republic of Korea
		10 FIN - Finland

#### LEGEND

**DSC** Draw Shot Challenge

**Q** Qualified for the semifinals

**wx** Number of wins (x) against tied teams



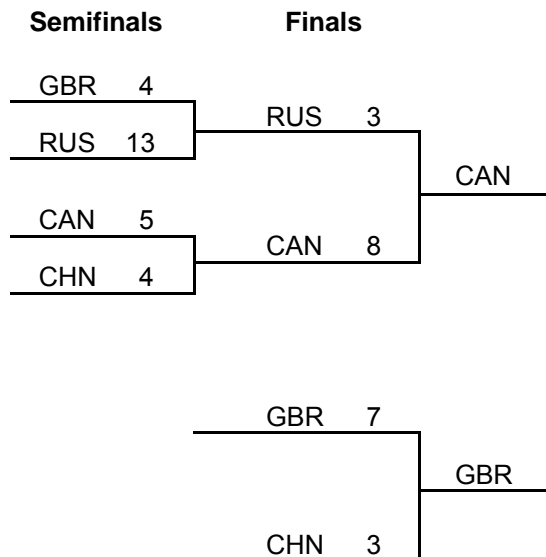
SAT 15 MAR 2014  
Start Time 15:30

## Session Results and Standings

Результаты сессии и текущее положение команд

Sheet	Game	Team	LSFE	1	2	3	4	5	6	7	8	Extra Ends	Total
<b>B</b>	11	GBR - Great Britain		0	0	2	2	1	1	1	X		7
	11	CHN - People's Republic of China	*	1	2	0	0	0	0	0	X		3
<b>C</b>	11	RUS - Russian Federation	*	2	0	0	0	0	0	1	X		3
	11	CAN - Canada		0	1	1	2	1	3	0	X		8

### Championship Bracket



### Final Standings

Gold	CAN
Silver	RUS
Bronze	GBR
4	CHN
5	USA
6	SVK
7	SWE
8	NOR
9	KOR
10	FIN

#### LEGEND

LSFE (\*) Last stone first end

X Unplayed/unfinished end due to concession



SAT 15 MAR 2014  
Start Time 15:30

## Game Results

Результаты матча

Sheet	Game	Team	LSFE	1	2	3	4	5	6	7	8	Extra Ends	Total
C	11	RUS - Russian Federation	*	2	0	0	0	0	0	1	X		3
	11	CAN - Canada		0	1	1	2	1	3	0	X		8

RUS - Russian Federation		Game	All
4 S	SMIRNOV Andrey	M	45 % 61 %
3 V	ROMANOV Marat	M	57 % 60 %
2	PAKHOMOVA Svetlana	F	47 % 53 %
1	SHEVCHENKO Alexander	M	78 % 57 %
A	SLESARENKO Oxana	F	- % 41 %
Team Total			57 % 57 %

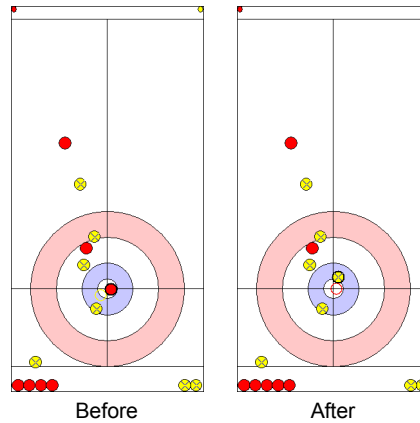
CAN - Canada		Game	All
4 S	ARMSTRONG Jim	M	68 % 50 %
3 V	FORREST Ina	F	88 % 63 %
2	THIESSEN Dennis	M	80 % 56 %
1	GAUDET Sonja	F	85 % 60 %
A	IDESON Mark	M	- % 49 %
Team Total			80 % 56 %

Time remaining: 9 minutes 11 seconds

Time remaining: 14 minutes 20 seconds

### Most Important Shot:

The Canadian Skip ARMSTRONG J played a very precise Takeout on the Russian shot stone and stayed in the four foot. The Russian Skip SMIRNOV A had to hit this stone on the nose to score one but was too slow giving Canada a steal of three.



End: 6  
Team: CAN - Canada  
Player: ARMSTRONG J  
Stone: Fourth, 2nd stone  
Task: Takeout  
Handle: In-turn  
Points: 100%

● RUS  
● CAN

### NOTE

Team position and functions are attached to each team member's name as follows:  
4 = Fourth, 3 = Third, 2 = Second, 1 = Lead, A = Alternate, S = Skip, V = Vice-Skip

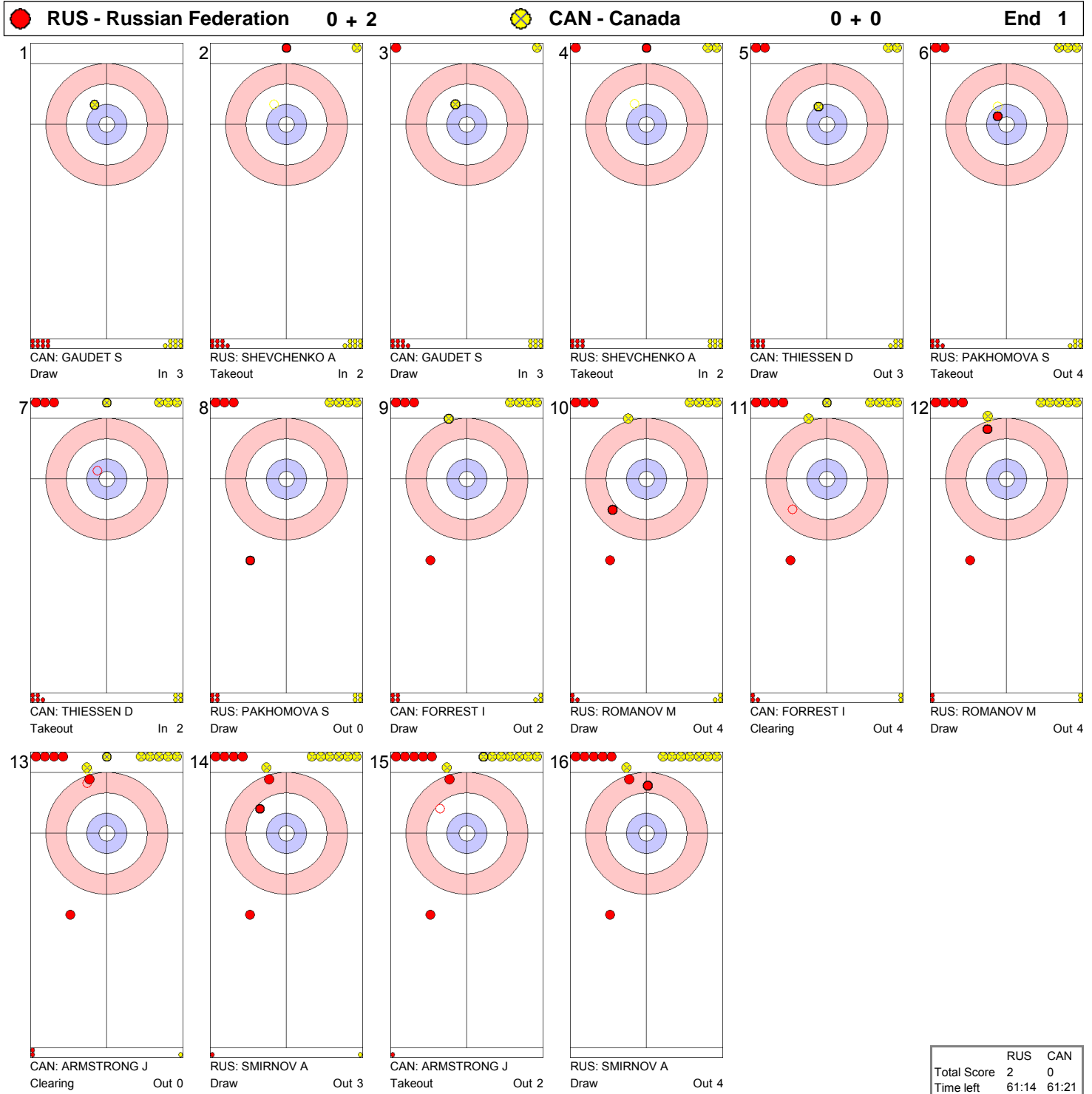
### LEGEND

F Female  
X Unplayed/unfinished end due to concession  
LSFE (\*) Last stone first end  
M Male



SAT 15 MAR 2014  
Start Time 15:30

**Game - Shot by Shot**  
Матч - бросок за броском

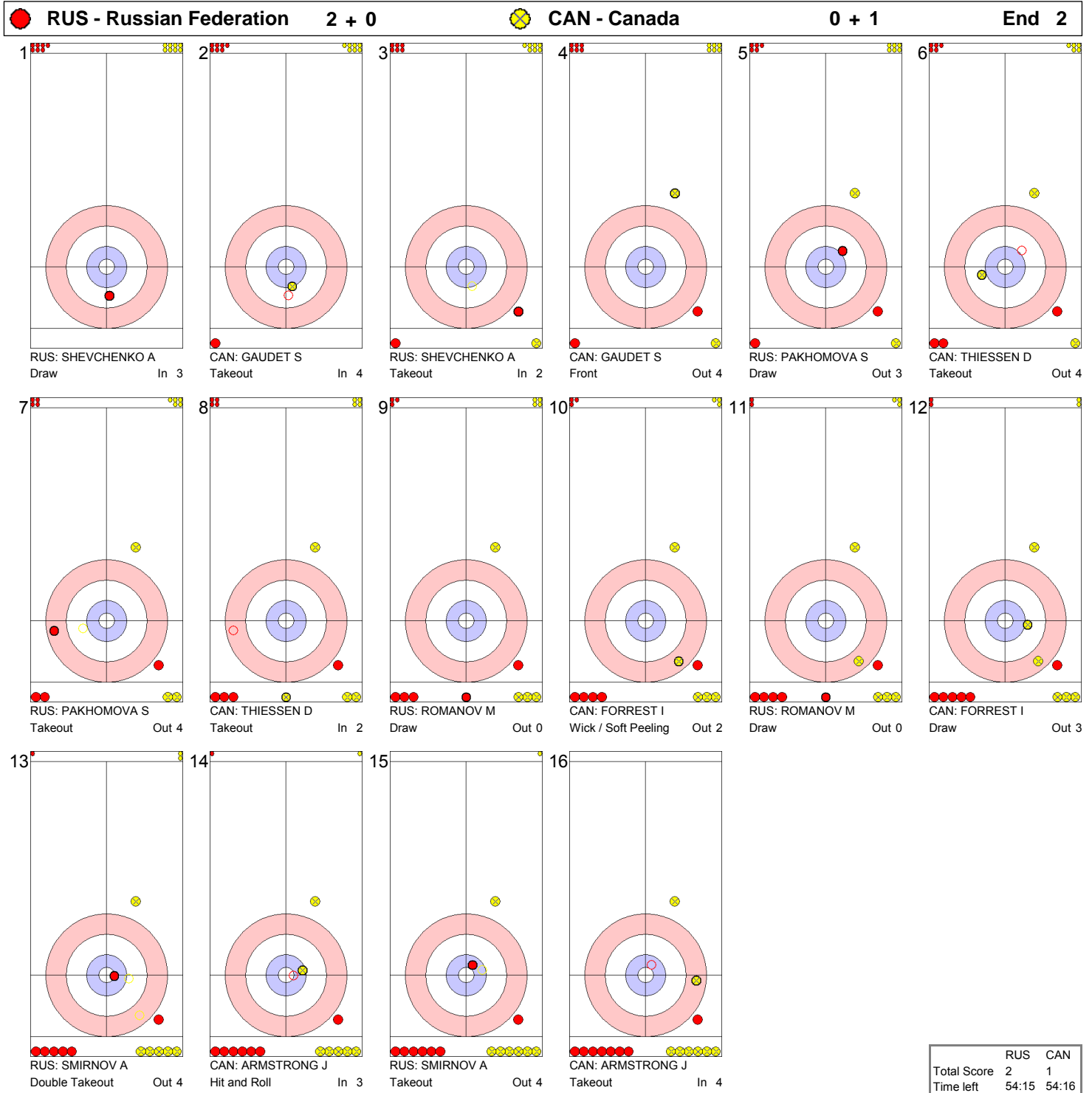






SAT 15 MAR 2014  
Start Time 15:30

**Game - Shot by Shot**  
Матч - бросок за броском



	RUS	CAN
Total Score	2	1
Time left	54:15	54:16



SAT 15 MAR 2014  
Start Time 15:30

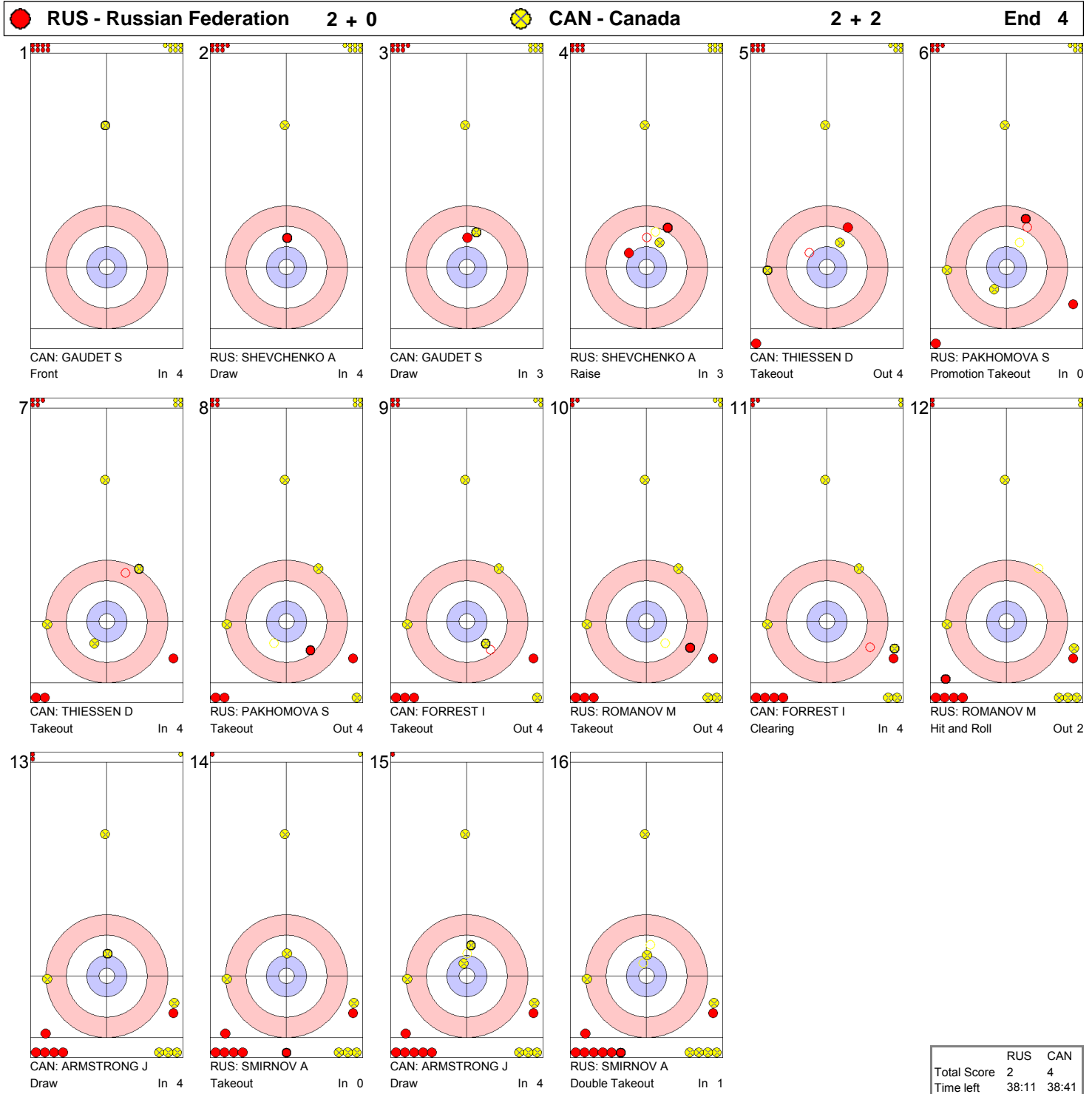
Game - Shot by Shot  
Матч - бросок за броском





SAT 15 MAR 2014  
Start Time 15:30

**Game - Shot by Shot**  
Матч - бросок за броском



	RUS	CAN
Total Score	2	4
Time left	38:11	38:41



SAT 15 MAR 2014  
Start Time 15:30

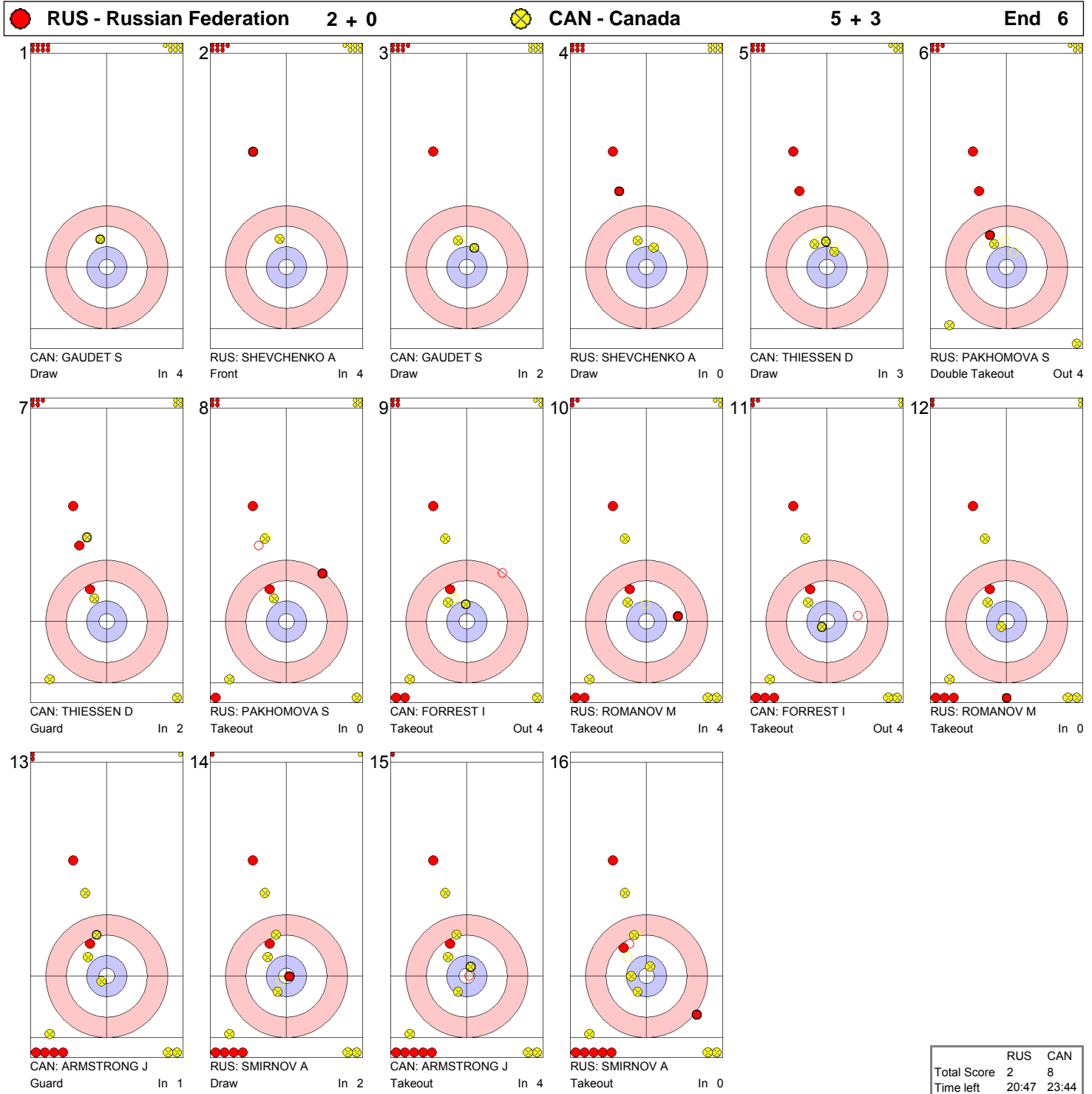
Game - Shot by Shot  
Матч - бросок за броском





SAT 15 MAR 2014  
Start Time 15:30

Game - Shot by Shot  
Матч - бросок за броском



	RUS	CAN
Total Score	2	8
Time left	20:47	23:44



SAT 15 MAR 2014  
Start Time 15:30

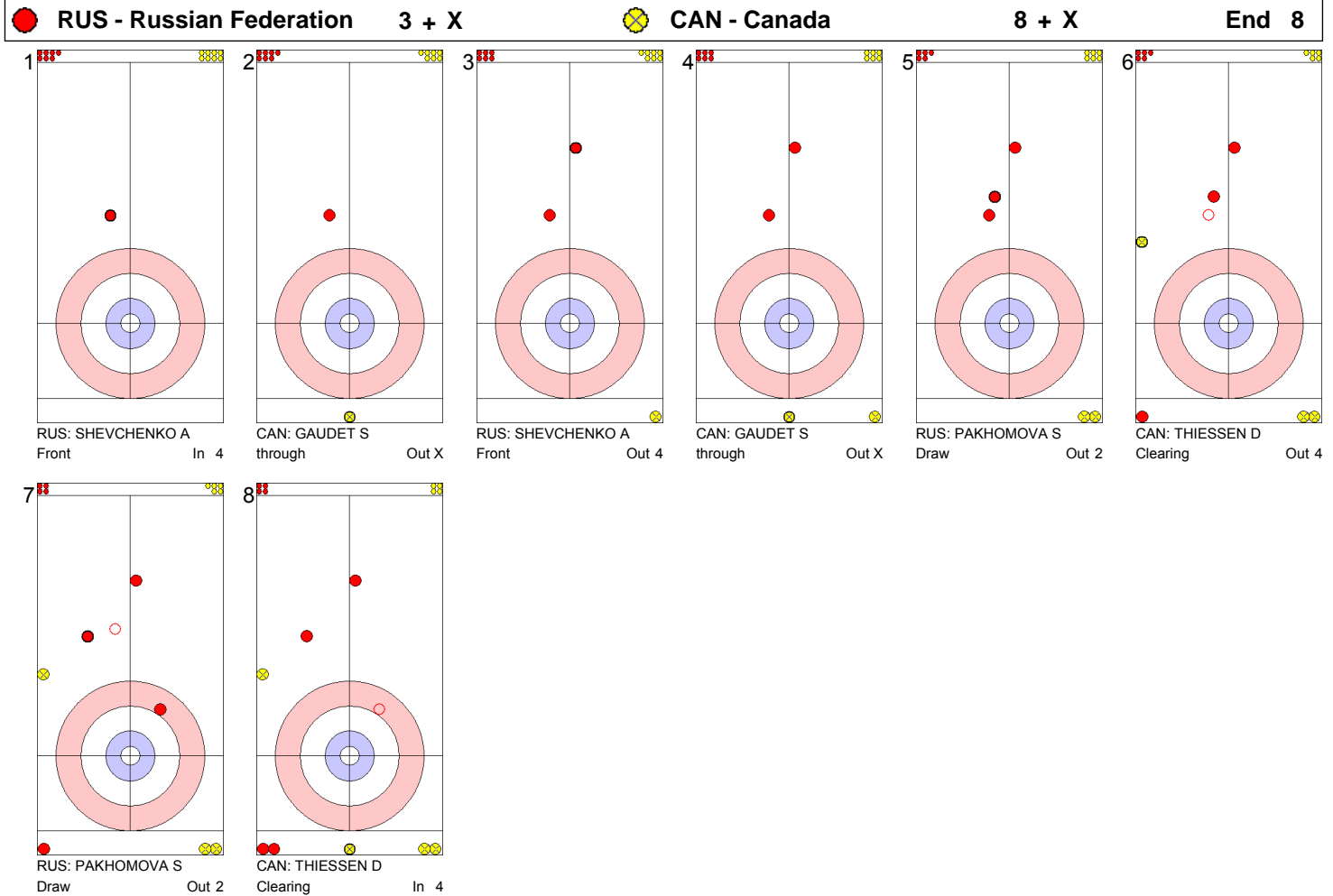
Game - Shot by Shot  
Матч - бросок за броском





SAT 15 MAR 2014  
Start Time 15:30

Game - Shot by Shot  
Матч - бросок за броском



**NOTE**  
Points:  
4 = 100%  
3 = 75%  
2 = 50%  
1 = 25%  
0 = 0%  
X = not considered  
Handle:  
In Clockwise  
Out Counter-clockwise

**LEGEND**  
X Unfinished end due to concession

	RUS	CAN
Total Score	3	8
Time left	09:11	14:20



## Cumulative Player Statistics by Team

Сводная статистика игроков по команде

As of SAT 15 MAR 2014

### CAN - Canada

ARMSTRONG Jim		M		Fourth Skip		Right-handed	
Type	In-turn	%	Out-turn	%	Total	%	
Draw	36	47	33	44	69	46	
Front	0	-	0	-	0	-	
Guard	9	81	4	56	13	73	
Raise	6	25	11	27	17	26	
Wick / Soft Peeling	0	-	0	-	0	-	
Freeze	0	-	0	-	0	-	
Takeout	22	67	17	53	39	61	
Hit and Roll	5	60	8	66	13	63	
Clearing	2	100	1	0	3	67	
Double Takeout	1	50	3	50	4	50	
Promotion Takeout	3	0	2	0	5	0	
not considered	0	-	1	-	1	-	
All Draws	51	50	48	41	99	46	
All Takeouts	33	61	31	51	64	56	
Total	84	55	79	45	163	50	

FORREST Ina		F		Third Vice		Left-handed	
Type	In-turn	%	Out-turn	%	Total	%	
Draw	33	56	35	56	68	56	
Front	1	100	0	-	1	100	
Guard	8	88	7	57	15	73	
Raise	2	100	5	70	7	79	
Wick / Soft Peeling	1	0	1	50	2	25	
Freeze	0	-	0	-	0	-	
Takeout	22	63	30	75	52	70	
Hit and Roll	4	69	3	17	7	46	
Clearing	5	90	4	100	9	94	
Double Takeout	1	0	1	0	2	0	
Promotion Takeout	0	-	1	0	1	0	
not considered	0	-	2	-	2	-	
All Draws	45	63	48	57	93	60	
All Takeouts	32	66	39	69	71	68	
Total	77	64	87	63	164	63	

THIESSEN Dennis		M		Second		Left-handed	
Type	In-turn	%	Out-turn	%	Total	%	
Draw	27	40	32	34	59	36	
Front	3	67	0	-	3	67	
Guard	3	75	5	45	8	56	
Raise	2	88	4	94	6	92	
Wick / Soft Peeling	2	50	0	-	2	50	
Freeze	0	-	0	-	0	-	
Takeout	37	70	25	68	62	69	
Hit and Roll	5	75	2	100	7	82	
Clearing	10	55	8	44	18	50	
Double Takeout	3	33	0	-	3	33	
Promotion Takeout	0	-	0	-	0	-	
not considered	0	-	0	-	0	-	
All Draws	37	48	41	41	78	44	
All Takeouts	55	66	35	64	90	65	
Total	92	59	76	52	168	56	

GAUDET Sonja		F		Lead		Right-handed	
Type	In-turn	%	Out-turn	%	Total	%	
Draw	51	58	16	58	67	58	
Front	9	86	11	100	20	94	
Guard	1	100	0	-	1	100	
Raise	0	-	4	44	4	44	
Wick / Soft Peeling	2	0	0	-	2	0	
Freeze	0	-	0	-	0	-	
Takeout	16	44	7	43	23	43	
Hit and Roll	0	-	1	0	1	0	
Clearing	0	-	0	-	0	-	
Double Takeout	0	-	0	-	0	-	
Promotion Takeout	0	-	0	-	0	-	
not considered	0	-	4	-	4	-	
All Draws	63	61	31	71	94	64	
All Takeouts	16	44	8	38	24	42	
Total	79	57	39	64	118	60	

IDESON Mark		M		Alternate		Right-handed	
Type	In-turn	%	Out-turn	%	Total	%	
Draw	16	42	16	59	32	51	
Front	0	-	0	-	0	-	
Guard	0	-	0	-	0	-	
Raise	2	75	2	38	4	56	
Wick / Soft Peeling	0	-	0	-	0	-	
Freeze	0	-	0	-	0	-	
Takeout	2	0	4	50	6	33	
Hit and Roll	0	-	0	-	0	-	
Clearing	0	-	0	-	0	-	
Double Takeout	1	50	0	-	1	50	
Promotion Takeout	0	-	0	-	0	-	
not considered	0	-	3	-	3	-	
All Draws	18	46	18	57	36	51	
All Takeouts	3	17	4	50	7	36	
Total	21	42	22	56	43	49	

Team: CAN - Canada

Type	In-turn	%	Out-turn	%	Total	%	
Draw	163	51	132	48	295	49	
Front	13	83	11	100	24	91	
Guard	21	83	16	53	37	70	
Raise	12	56	26	49	38	51	
Wick / Soft Peeling	5	20	1	50	6	25	
Freeze	0	-	0	-	0	-	
Takeout	99	62	83	64	182	63	
Hit and Roll	14	68	14	55	28	62	
Clearing	17	71	13	58	30	65	
Double Takeout	6	33	4	38	10	35	
Promotion Takeout	3	0	3	0	6	0	
not considered	0	-	10	-	10	-	
All Draws	214	55	186	52	400	54	
All Takeouts	139	61	117	60	256	61	
Total	353	58	303	55	656	56	

#### LEGEND

F Female

M Male





## Cumulative Player Statistics by Team

Сводная статистика игроков по команде

As of SAT 15 MAR 2014

### RUS - Russian Federation

SMIRNOV Andrey M Fourth Skip Right-handed

Type	In-turn	%	Out-turn	%	Total	%
Draw	24	46	29	59	53	53
Front	1	100	0	-	1	100
Guard	8	50	7	96	15	72
Raise	6	50	3	33	9	44
Wick / Soft Peeling	0	-	0	-	0	-
Freeze	0	-	0	-	0	-
Takeout	40	71	15	73	55	71
Hit and Roll	3	58	1	75	4	63
Clearing	6	67	3	33	9	56
Double Takeout	4	38	8	69	12	58
Promotion Takeout	2	25	3	50	5	40
not considered	0	-	3	-	3	-
All Draws	39	49	39	63	78	56
All Takeouts	55	65	30	66	85	66
Total	94	59	69	64	163	61

SHEVCHENKO Alexander M Third Right-handed

Type	In-turn	%	Out-turn	%	Total	%
Draw	67	56	24	45	91	53
Front	8	75	5	95	13	83
Guard	5	75	3	42	8	63
Raise	2	38	6	25	8	28
Wick / Soft Peeling	0	-	0	-	0	-
Freeze	0	-	0	-	0	-
Takeout	21	60	12	71	33	64
Hit and Roll	0	-	2	25	2	25
Clearing	7	57	2	50	9	56
Double Takeout	0	-	1	100	1	100
Promotion Takeout	1	100	0	-	1	100
not considered	1	-	5	-	6	-
All Draws	82	58	38	48	120	55
All Takeouts	29	60	17	65	46	62
Total	111	59	55	53	166	57

PAKHOMOVA Svetlana F Second Right-handed

Type	In-turn	%	Out-turn	%	Total	%
Draw	23	39	20	46	43	42
Front	1	75	0	-	1	75
Guard	6	38	4	75	10	53
Raise	6	79	4	0	10	48
Wick / Soft Peeling	2	100	2	50	4	75
Freeze	0	-	0	-	0	-
Takeout	29	53	23	72	52	62
Hit and Roll	1	0	0	-	1	0
Clearing	7	57	8	56	15	57
Double Takeout	1	50	1	100	2	75
Promotion Takeout	1	0	1	0	2	0
not considered	0	-	0	-	0	-
All Draws	38	49	30	44	68	47
All Takeouts	39	51	33	67	72	58
Total	77	50	63	56	140	53

ROMANOV Marat M Lead Vice Right-handed

Type	In-turn	%	Out-turn	%	Total	%
Draw	33	61	30	40	63	51
Front	10	80	5	95	15	85
Guard	8	56	2	25	10	50
Raise	5	45	5	35	10	40
Wick / Soft Peeling	1	100	0	-	1	100
Freeze	0	-	0	-	0	-
Takeout	30	62	20	75	50	67
Hit and Roll	0	-	1	50	1	50
Clearing	6	67	10	70	16	69
Double Takeout	0	-	2	25	2	25
Promotion Takeout	0	-	0	-	0	-
not considered	0	-	2	-	2	-
All Draws	57	63	42	45	99	56
All Takeouts	36	63	33	70	69	66
Total	93	63	75	56	168	60

SLESARENKO Oxana F Alternate Right-handed

Type	In-turn	%	Out-turn	%	Total	%
Draw	2	63	3	75	5	70
Front	0	-	0	-	0	-
Guard	0	-	4	13	4	13
Raise	3	42	1	0	4	31
Wick / Soft Peeling	0	-	0	-	0	-
Freeze	0	-	0	-	0	-
Takeout	5	40	8	44	13	42
Hit and Roll	0	-	0	-	0	-
Clearing	2	0	1	100	3	33
Double Takeout	1	50	0	-	1	50
Promotion Takeout	1	100	1	0	2	50
not considered	0	-	0	-	0	-
All Draws	5	50	8	34	13	40
All Takeouts	9	39	10	45	19	42
Total	14	43	18	40	32	41

Team: RUS - Russian Federation

Type	In-turn	%	Out-turn	%	Total	%
Draw	149	53	106	48	255	51
Front	20	79	10	95	30	84
Guard	27	54	20	60	47	56
Raise	22	55	19	22	41	40
Wick / Soft Peeling	3	100	2	50	5	80
Freeze	0	-	0	-	0	-
Takeout	125	61	78	70	203	65
Hit and Roll	4	44	4	44	8	44
Clearing	28	57	24	60	52	59
Double Takeout	6	42	12	67	18	58
Promotion Takeout	5	50	5	30	10	40
not considered	1	-	10	-	11	-
All Draws	221	56	157	50	378	53
All Takeouts	168	59	123	65	291	62
Total	389	57	280	57	669	57

#### LEGEND

F Female

M Male



## Summary of Big Ends

Обзор больших эндов

As of SAT 15 MAR 2014

Points Scored	By	Against	Session	End	Game Result
7	RUS - Russian Federation	GBR - Great Britain	SF	4	13 : 4
5	FIN - Finland	GBR - Great Britain	7	5	13 : 4
5	FIN - Finland	CAN - Canada	12	2	12 : 1
5	GBR - Great Britain	KOR - Republic of Korea	4	7	8 : 4
5	GBR - Great Britain	USA - United States of America	11	7	8 : 7
5	RUS - Russian Federation	GBR - Great Britain	9	7	11 : 2
5	SWE - Sweden	KOR - Republic of Korea	12	3	13 : 3
4	CAN - Canada	CHN - People's Republic of China	8	7	8 : 5
4	CAN - Canada	KOR - Republic of Korea	9	7	10 : 4
4	CAN - Canada	SVK - Slovakia	11	2	16 : 0
4	FIN - Finland	GBR - Great Britain	7	2	13 : 4
4	FIN - Finland	USA - United States of America	8	5	6 : 7
4	GBR - Great Britain	SVK - Slovakia	6	6	12 : 2
4	KOR - Republic of Korea	SVK - Slovakia	7	6	7 : 4
4	NOR - Norway	KOR - Republic of Korea	1	6	10 : 0
4	RUS - Russian Federation	SWE - Sweden	7	6	7 : 4
4	SVK - Slovakia	FIN - Finland	4	7	9 : 6
4	SWE - Sweden	SVK - Slovakia	8	7	9 : 3
4	USA - United States of America	CHN - People's Republic of China	9	7	10 : 2

### NOTE

Big ends are defined as ends with a score of four or more points

### LEGEND

SF Semifinals



## Time-out Statistics

Статистика по тайм-аутам

As of SAT 15 MAR 2014

Team	Games	Number of Time-outs	Average Percentage on Next Stone
RUS - Russian Federation	11	6	66%
CHN - People's Republic of China	11	2	62%
SVK - Slovakia	9	5	45%
USA - United States of America	9	9	44%
KOR - Republic of Korea	9	4	43%
CAN - Canada	11	4	37%
GBR - Great Britain	11	6	29%
FIN - Finland	9	7	28%
SWE - Sweden	9	5	20%
NOR - Norway	9	3	16%
Total	49	51	39%



SAT 15 MAR 2014  
Start Time 15:30

## Game Results

Результаты матча

Sheet	Game	Team	LSFE	1	2	3	4	5	6	7	8	Extra Ends	Total
B	11	GBR - Great Britain		0	0	2	2	1	1	1	X		7
	11	CHN - People's Republic of China	*	1	2	0	0	0	0	0	X		3

GBR - Great Britain		Game	All
4 S	NEILSON Aileen	F	75 % 50 %
3 V	EWAN Gregor	M	39 % 49 %
2	GAULT Jim	M	50 % 61 %
1	MALONE Angie	F	75 % 72 %
A	McPHERSON Bob	M	- % 42 %
Team Total			59 % 53 %

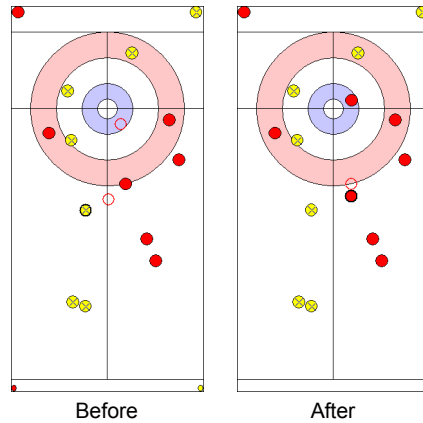
Time remaining: 4 minutes 33 seconds

CHN - People's Republic of China		Game	All
4 S	WANG Haitao	M	43 % 54 %
3 V	LIU Wei	M	77 % 63 %
2	ZHANG Qiang	M	52 % 50 %
1	XU Guangqin	F	66 % 53 %
A	HE Jun	M	- % - %
Team Total			59 % 55 %

Time remaining: 5 minutes 34 seconds

### Most Important Shot:

The British Skip NEILSON A played an excellent Raise Tap Back to the four foot. Then the Chinese Skip WANG H attempted a Takeout to the almost covered stone and missed. The British team stole one and took a two point lead.



End: 5  
Team: GBR - Great Britain  
Player: NEILSON A  
Stone: Fourth, 2nd stone  
Task: Raise  
Handle: In-turn  
Points: 100%

● GBR  
● CHN

### NOTE

Team position and functions are attached to each team member's name as follows:  
4 = Fourth, 3 = Third, 2 = Second, 1 = Lead, A = Alternate, S = Skip, V = Vice-Skip

### LEGEND

F Female

LSFE (\*) Last stone first end

M Male

X Unplayed/unfinished end due to concession



SAT 15 MAR 2014  
Start Time 15:30

Game - Shot by Shot  
Матч - бросок за броском

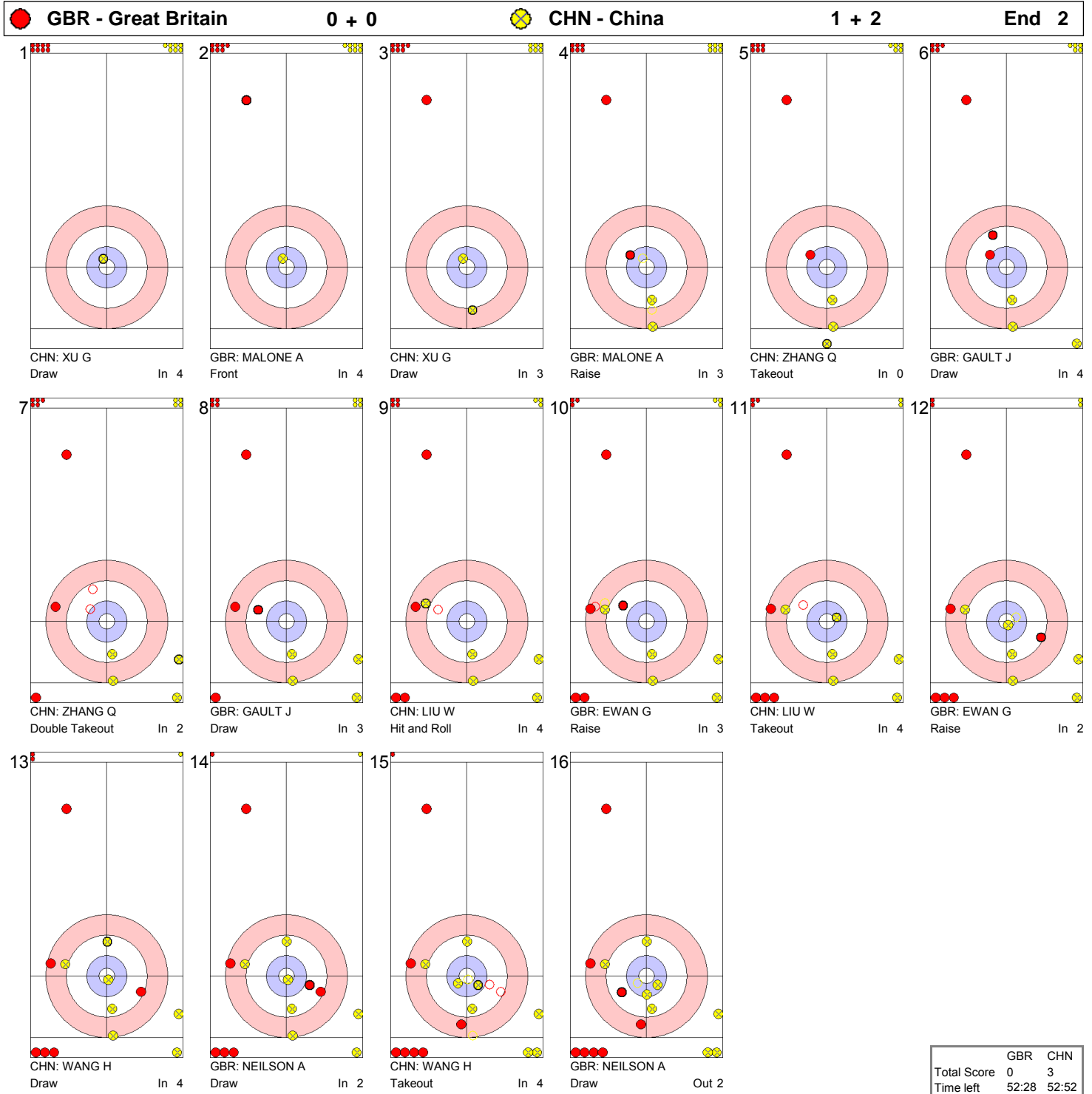




SAT 15 MAR 2014  
Start Time 15:30

**Game - Shot by Shot**

Матч - бросок за броском

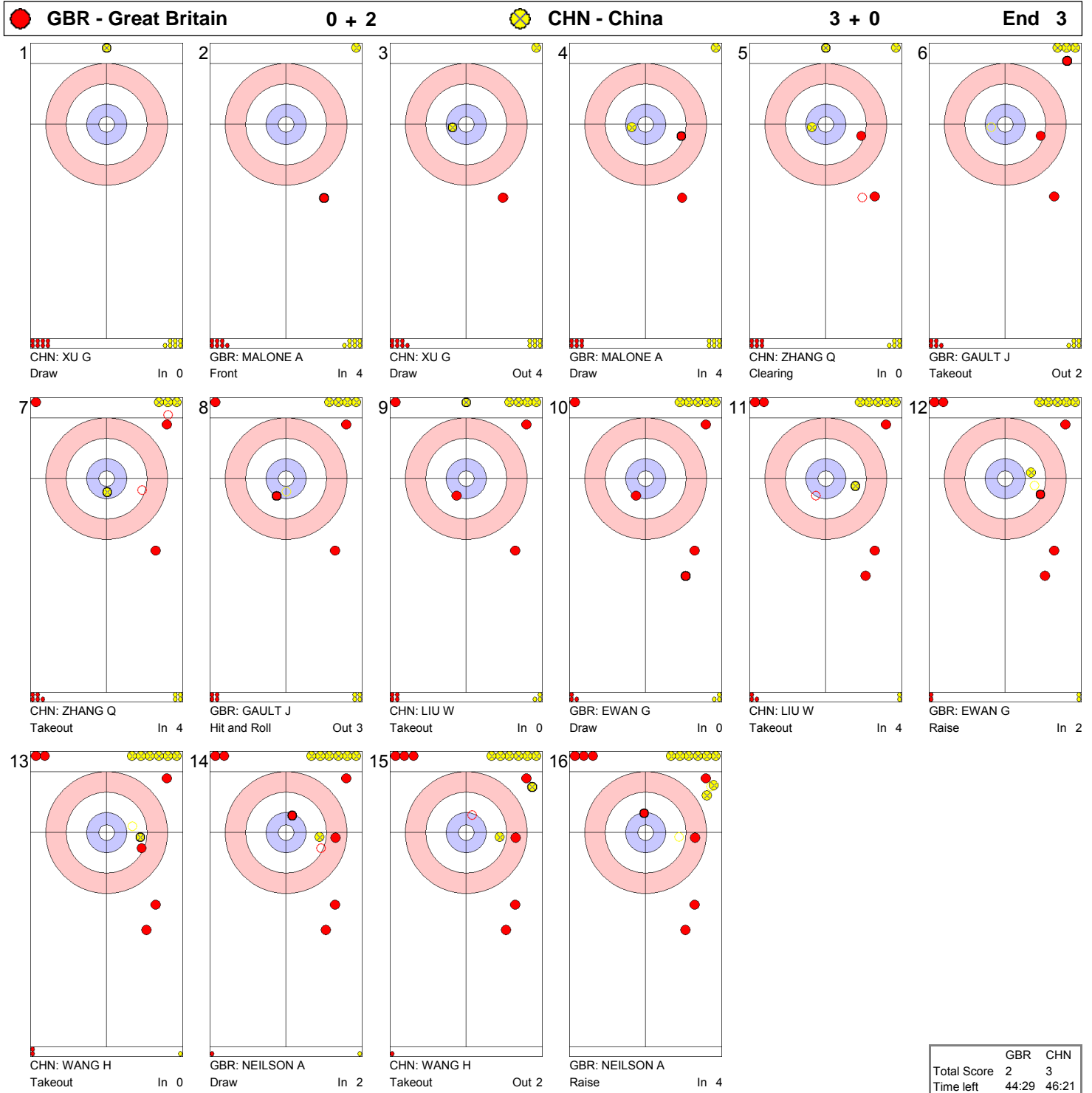


	GBR	CHN
Total Score	0	3
Time left	52:28	52:52



SAT 15 MAR 2014  
Start Time 15:30

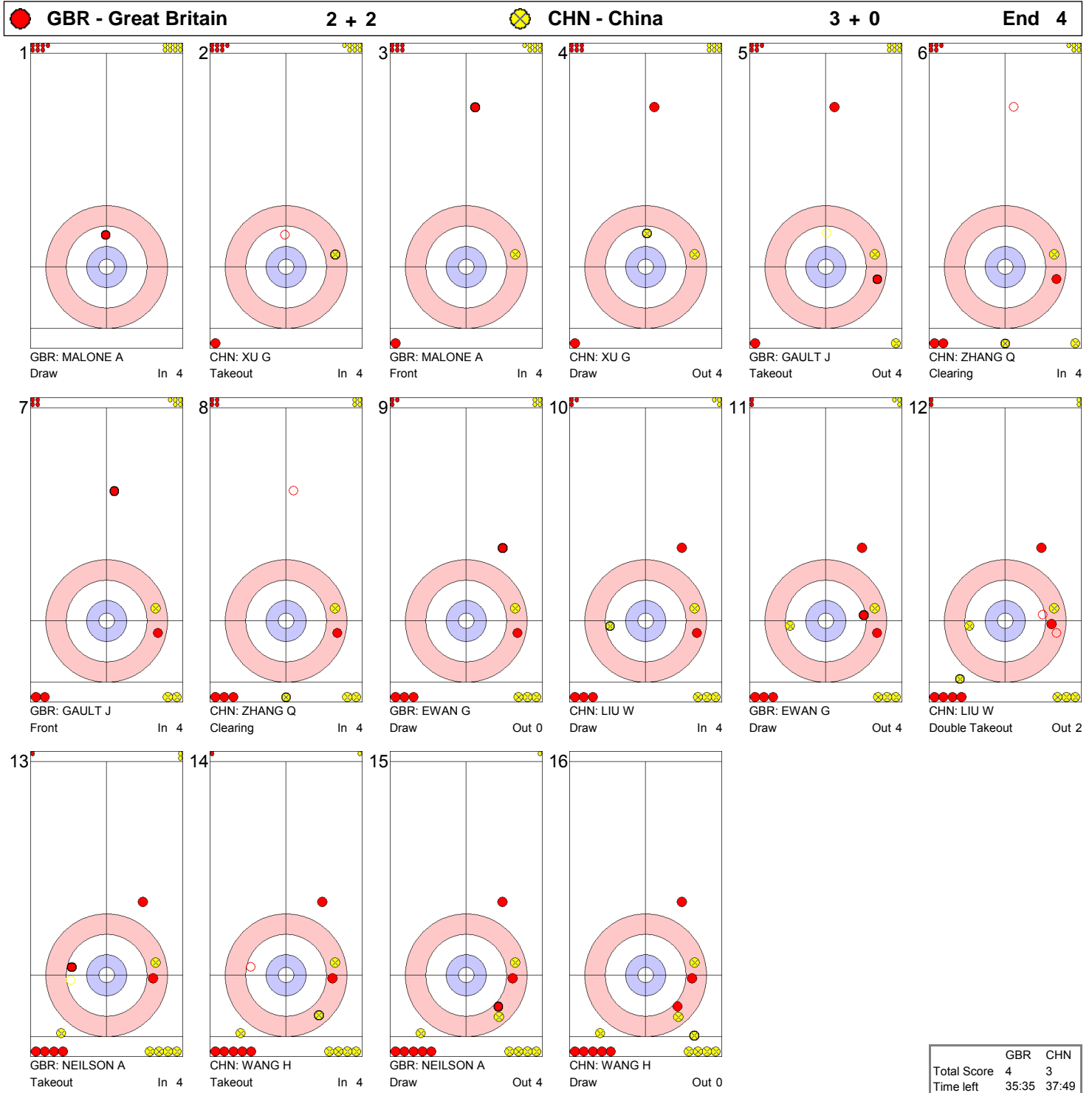
Game - Shot by Shot  
Матч - бросок за броском





SAT 15 MAR 2014  
Start Time 15:30

Game - Shot by Shot  
Матч - бросок за броском







SAT 15 MAR 2014  
Start Time 15:30

Game - Shot by Shot  
Матч - бросок за броском





SAT 15 MAR 2014  
Start Time 15:30

Game - Shot by Shot  
Матч - бросок за броском





SAT 15 MAR 2014  
Start Time 15:30

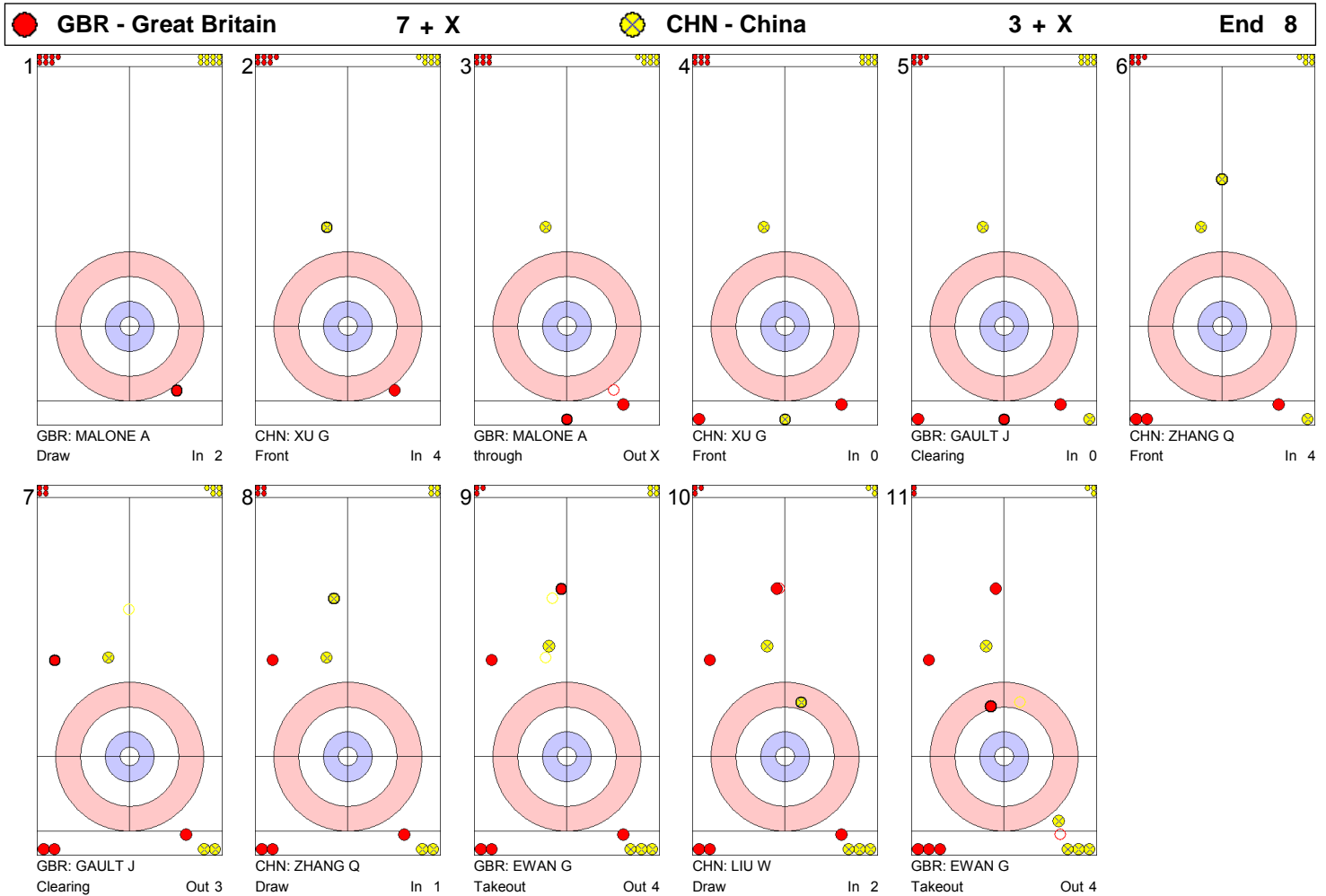
Game - Shot by Shot  
Матч - бросок за броском





SAT 15 MAR 2014  
Start Time 15:30

Game - Shot by Shot  
Матч - бросок за броском



**NOTE**  
Points:  
4 = 100%  
3 = 75%  
2 = 50%  
1 = 25%  
0 = 0%  
X = not considered  
Handle:  
In Clockwise  
Out Counter-clockwise

**LEGEND**  
X Unfinished end due to concession

	GBR	CHN
Total Score	7	3
Time left	04:33	05:34



## Cumulative Player Statistics by Team

Сводная статистика игроков по команде

As of SAT 15 MAR 2014

### CHN - People's Republic of China

WANG Haitao		M		Fourth Skip		Left-handed	
Type	In-turn	%	Out-turn	%	Total	%	
Draw	29	49	33	47	62	48	
Front	0	-	0	-	0	-	
Guard	4	19	4	13	8	16	
Raise	4	38	2	38	6	38	
Wick / Soft Peeling	1	50	0	-	1	50	
Freeze	0	-	0	-	0	-	
Takeout	15	73	34	71	49	72	
Hit and Roll	6	75	4	25	10	55	
Clearing	5	60	8	44	13	50	
Double Takeout	2	88	6	50	8	59	
Promotion Takeout	1	0	2	38	3	25	
not considered	0	-	0	-	0	-	
All Draws	38	45	39	43	77	44	
All Takeouts	29	70	54	60	83	64	
Total	67	56	93	53	160	54	

ZHANG Qiang		M		Third Vice		Right-handed	
Type	In-turn	%	Out-turn	%	Total	%	
Draw	23	25	26	15	49	20	
Front	1	100	0	-	1	100	
Guard	6	71	0	-	6	71	
Raise	2	38	3	33	5	35	
Wick / Soft Peeling	0	-	1	50	1	50	
Freeze	0	-	0	-	0	-	
Takeout	41	68	25	60	66	65	
Hit and Roll	5	80	3	100	8	88	
Clearing	18	75	10	20	28	55	
Double Takeout	3	17	1	50	4	25	
Promotion Takeout	0	-	0	-	0	-	
not considered	0	-	1	-	1	-	
All Draws	32	37	30	18	62	28	
All Takeouts	67	69	39	53	106	63	
Total	99	58	69	38	168	50	

LIU Wei		M		Second		Right-handed	
Type	In-turn	%	Out-turn	%	Total	%	
Draw	24	52	21	36	45	44	
Front	3	100	0	-	3	100	
Guard	0	-	2	50	2	50	
Raise	3	33	1	100	4	50	
Wick / Soft Peeling	0	-	0	-	0	-	
Freeze	0	-	0	-	0	-	
Takeout	34	75	12	63	46	72	
Hit and Roll	7	64	5	90	12	75	
Clearing	21	67	25	66	46	66	
Double Takeout	4	75	4	75	8	75	
Promotion Takeout	1	100	1	0	2	50	
not considered	0	-	0	-	0	-	
All Draws	30	55	24	40	54	48	
All Takeouts	67	72	47	67	114	70	
Total	97	66	71	58	168	63	

XU Guangqin		F		Lead		Right-handed	
Type	In-turn	%	Out-turn	%	Total	%	
Draw	57	40	26	35	83	38	
Front	26	81	3	67	29	79	
Guard	0	-	0	-	0	-	
Raise	3	67	1	0	4	50	
Wick / Soft Peeling	1	50	3	17	4	25	
Freeze	0	-	0	-	0	-	
Takeout	32	72	1	0	33	70	
Hit and Roll	2	50	0	-	2	50	
Clearing	0	-	0	-	0	-	
Double Takeout	2	75	0	-	2	75	
Promotion Takeout	0	-	0	-	0	-	
not considered	1	-	12	-	13	-	
All Draws	87	53	33	35	120	48	
All Takeouts	36	71	1	0	37	69	
Total	123	58	34	34	157	53	

HE Jun		M		Alternate		Right-handed	
Type	In-turn	%	Out-turn	%	Total	%	
Draw	0	-	0	-	0	-	
Front	0	-	0	-	0	-	
Guard	0	-	0	-	0	-	
Raise	0	-	0	-	0	-	
Wick / Soft Peeling	0	-	0	-	0	-	
Freeze	0	-	0	-	0	-	
Takeout	0	-	0	-	0	-	
Hit and Roll	0	-	0	-	0	-	
Clearing	0	-	0	-	0	-	
Double Takeout	0	-	0	-	0	-	
Promotion Takeout	0	-	0	-	0	-	
not considered	0	-	0	-	0	-	
All Draws	0	-	0	-	0	-	
All Takeouts	0	-	0	-	0	-	
Total	0	-	0	-	0	-	

Team: CHN - People's Republic of China

Type	In-turn	%	Out-turn	%	Total	%
Draw	133	42	106	34	239	38
Front	30	83	3	67	33	82
Guard	10	50	6	25	16	41
Raise	12	44	7	39	19	42
Wick / Soft Peeling	2	50	4	25	6	33
Freeze	0	-	0	-	0	-
Takeout	122	72	72	65	194	69
Hit and Roll	20	70	12	71	32	70
Clearing	44	69	43	51	87	60
Double Takeout	11	61	11	59	22	60
Promotion Takeout	2	50	3	25	5	35
not considered	1	-	13	-	14	-
All Draws	187	49	126	34	313	43
All Takeouts	199	70	141	60	340	66
Total	386	60	267	48	653	55

#### LEGEND

F Female

M Male



## Cumulative Player Statistics by Team

Сводная статистика игроков по команде

As of SAT 15 MAR 2014

### GBR - Great Britain

NEILSON Aileen		F Fourth Skip		Right-handed		
Type	In-turn	%	Out-turn	%	Total	%
Draw	23	40	33	45	56	43
Front	2	100	0	-	2	100
Guard	6	50	6	75	12	63
Raise	11	57	5	35	16	50
Wick / Soft Peeling	0	-	0	-	0	-
Freeze	1	25	0	-	1	25
Takeout	24	51	24	67	48	59
Hit and Roll	2	38	6	42	8	41
Clearing	1	100	1	0	2	50
Double Takeout	3	33	2	0	5	20
Promotion Takeout not considered	0	-	0	-	0	-
All Draws	43	48	44	48	87	48
All Takeouts	30	50	33	56	63	53
Total	73	49	77	52	150	50

EWAN Gregor		M Third Vice		Right-handed		
Type	In-turn	%	Out-turn	%	Total	%
Draw	28	34	29	53	57	44
Front	2	38	0	-	2	38
Guard	2	50	5	50	7	50
Raise	9	33	5	40	14	36
Wick / Soft Peeling	1	50	0	-	1	50
Freeze	1	0	0	-	1	0
Takeout	32	55	28	61	60	58
Hit and Roll	10	78	6	50	16	67
Clearing	0	-	4	13	4	13
Double Takeout	3	33	1	50	4	38
Promotion Takeout not considered	1	100	1	0	2	50
All Draws	43	34	39	51	82	42
All Takeouts	46	59	40	53	86	56
Total	89	47	79	52	168	49

McPHERSON Bob		M Second		Right-handed		
Type	In-turn	%	Out-turn	%	Total	%
Draw	22	32	20	55	42	43
Front	2	50	0	-	2	50
Guard	3	42	0	-	3	42
Raise	3	67	0	-	3	67
Wick / Soft Peeling	1	0	0	-	1	0
Freeze	0	-	0	-	0	-
Takeout	26	40	14	32	40	38
Hit and Roll	7	39	4	56	11	45
Clearing	8	38	8	63	16	50
Double Takeout	2	50	1	50	3	50
Promotion Takeout not considered	0	-	1	0	1	0
All Draws	31	36	20	55	51	44
All Takeouts	43	40	28	44	71	42
Total	74	39	48	48	122	42

GAULT Jim		M Lead		Right-handed		
Type	In-turn	%	Out-turn	%	Total	%
Draw	59	64	25	42	84	58
Front	20	99	3	67	23	95
Guard	4	56	3	100	7	75
Raise	3	33	0	-	3	33
Wick / Soft Peeling	1	100	0	-	1	100
Freeze	0	-	0	-	0	-
Takeout	16	56	16	50	32	53
Hit and Roll	6	38	2	38	8	38
Clearing	1	0	3	58	4	44
Double Takeout	1	50	0	-	1	50
Promotion Takeout not considered	0	-	1	100	1	100
All Draws	87	71	31	50	118	66
All Takeouts	24	49	22	52	46	51
Total	111	66	53	51	164	61

MALONE Angie		F Alternate		Right-handed		
Type	In-turn	%	Out-turn	%	Total	%
Draw	19	59	3	33	22	56
Front	24	84	7	96	31	87
Guard	0	-	0	-	0	-
Raise	3	83	0	-	3	83
Wick / Soft Peeling	0	-	0	-	0	-
Freeze	0	-	0	-	0	-
Takeout	2	0	2	50	4	25
Hit and Roll	0	-	0	-	0	-
Clearing	0	-	0	-	0	-
Double Takeout	1	100	0	-	1	100
Promotion Takeout not considered	0	-	0	-	0	-
All Draws	46	74	10	78	56	75
All Takeouts	3	33	2	50	5	40
Total	49	71	12	73	61	72

Team: GBR - Great Britain

Type	In-turn	%	Out-turn	%	Total	%
Draw	151	50	110	48	261	49
Front	50	88	10	88	60	88
Guard	15	50	14	71	29	60
Raise	29	51	10	38	39	47
Wick / Soft Peeling	3	50	0	-	3	50
Freeze	2	13	0	-	2	13
Takeout	100	49	84	55	184	52
Hit and Roll	25	54	18	47	43	51
Clearing	10	40	16	45	26	43
Double Takeout	10	45	4	25	14	39
Promotion Takeout not considered	1	100	3	33	4	50
All Draws	250	57	144	52	394	55
All Takeouts	146	49	125	51	271	50
Total	396	54	269	52	665	53

#### LEGEND

F Female

M Male



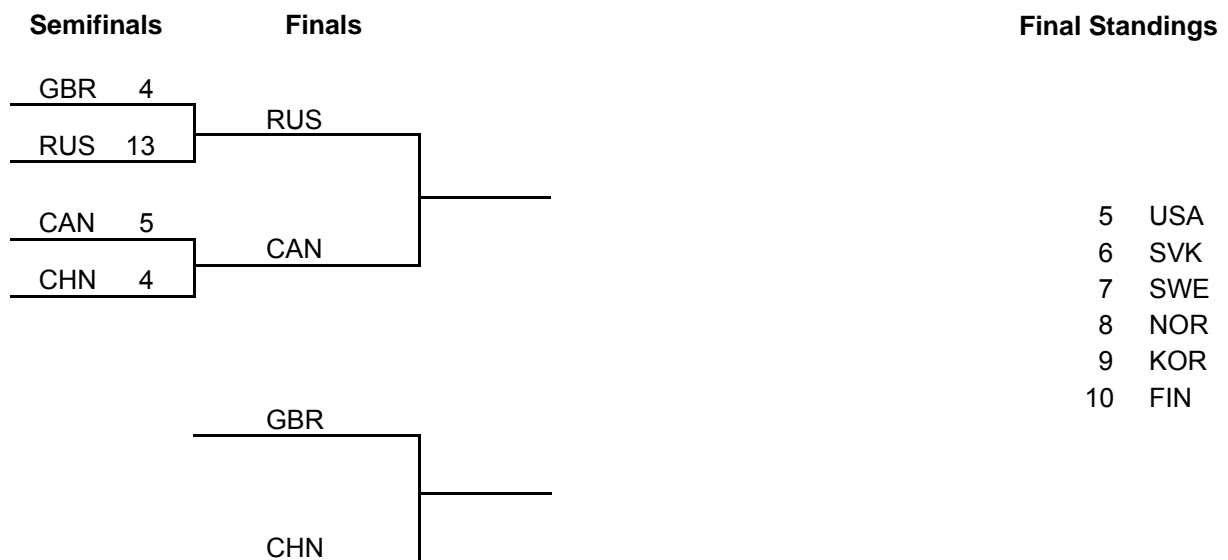
SAT 15 MAR 2014  
Start Time 9:30

## Session Results and Standings

Результаты сессии и текущее положение команд

Sheet	Game	Team	LSFE	1	2	3	4	5	6	7	8	Extra Ends	Total
A	10	CAN - Canada	*	1	1	0	1	0	0	2	0		5
	10	CHN - People's Republic of China		0	0	1	0	1	1	0	1		4
D	10	GBR - Great Britain		0	0	3	0	0	1	0	X		4
	10	RUS - Russian Federation	*	1	3	0	7	1	0	1	X		13

### Championship Bracket



**LEGEND**

LSFE (\*) Last stone first end

X Unplayed/unfinished end due to concession



SAT 15 MAR 2014  
Start Time 9:30

## Game Results

Результаты матча

Sheet	Game	Team	LSFE	1	2	3	4	5	6	7	8	Extra Ends	Total
A	10	CAN - Canada	*	1	1	0	1	0	0	2	0		5
	10	CHN - People's Republic of China		0	0	1	0	1	1	0	1		4

CAN - Canada		Game	All
4 S	ARMSTRONG Jim	M	56 % 48 %
3 V	FORREST Ina	F	73 % 61 %
2	THIESSEN Dennis	M	75 % 53 %
1	GAUDET Sonja	F	59 % 57 %
A	IDESON Mark	M	- % 49 %
Team Total			66 % 54 %

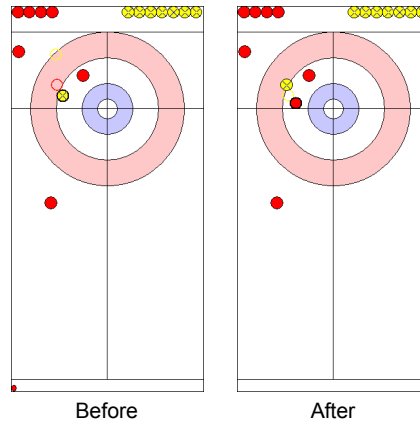
CHN - People's Republic of China		Game	All
4 S	WANG Haitao	M	59 % 55 %
3 V	LIU Wei	M	61 % 61 %
2	ZHANG Qiang	M	57 % 50 %
1	XU Guangqin	F	47 % 52 %
A	HE Jun	M	- % - %
Team Total			56 % 55 %

Time remaining: 5 minutes 23 seconds

Time remaining: 8 minutes 31 seconds

### Most Important Shot:

The Canadian Skip ARMSTRONG J made a nice Draw to score two after the Chinese Skip WANG H missed a Double Takeout and just took out one of the Canadian stones.



End: 7  
Team: CAN - Canada  
Player: ARMSTRONG J  
Stone: Fourth, 2nd stone  
Task: Draw  
Handle: Out-turn  
Points: 100%

● CAN  
● CHN

### NOTE

Team position and functions are attached to each team member's name as follows:  
4 = Fourth, 3 = Third, 2 = Second, 1 = Lead, A = Alternate, S = Skip, V = Vice-Skip

### LEGEND

F Female

LSFE (\*) Last stone first end

M Male





SAT 15 MAR 2014  
Start Time 9:30

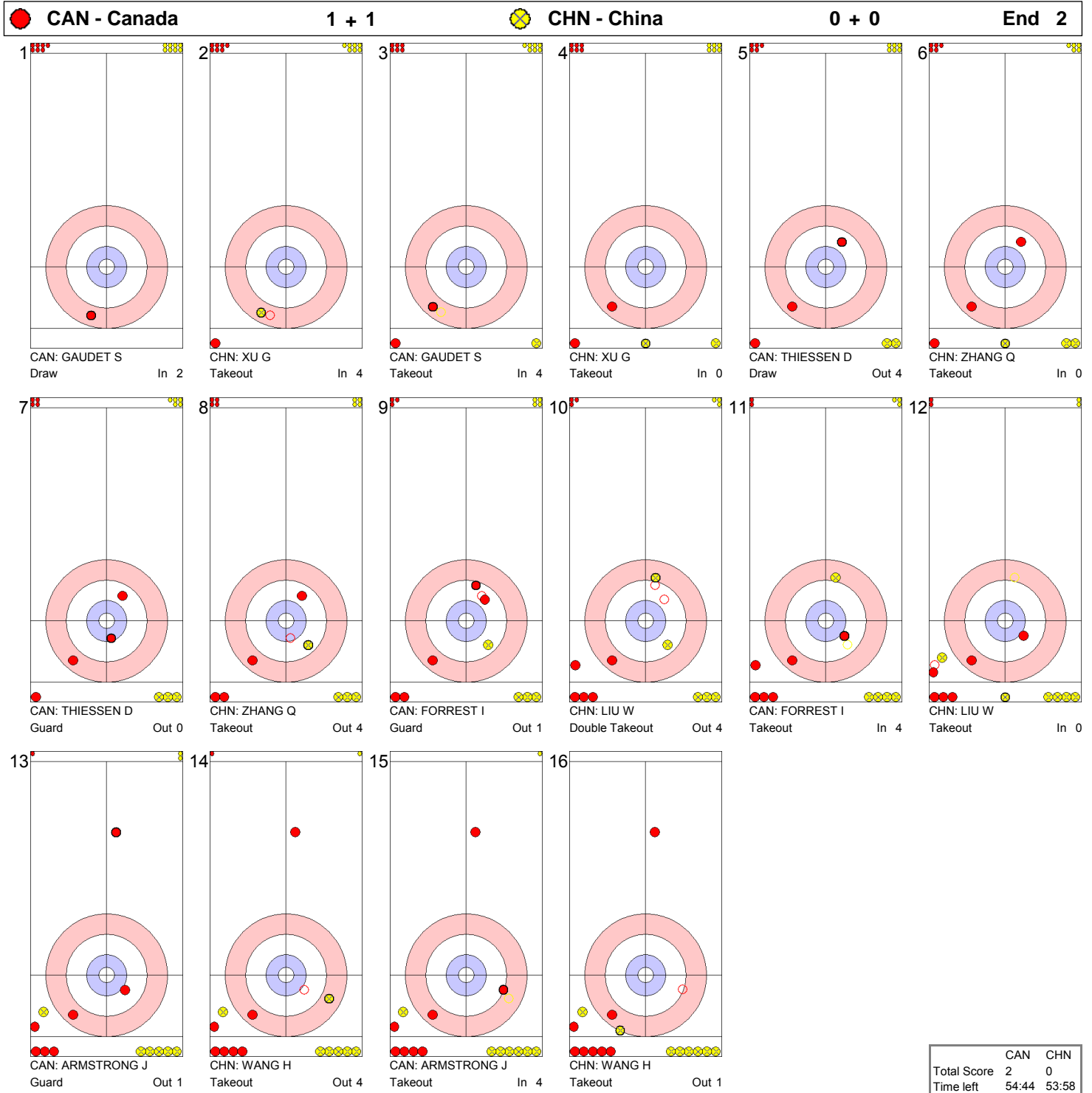
Game - Shot by Shot  
Матч - бросок за броском





SAT 15 MAR 2014  
Start Time 9:30

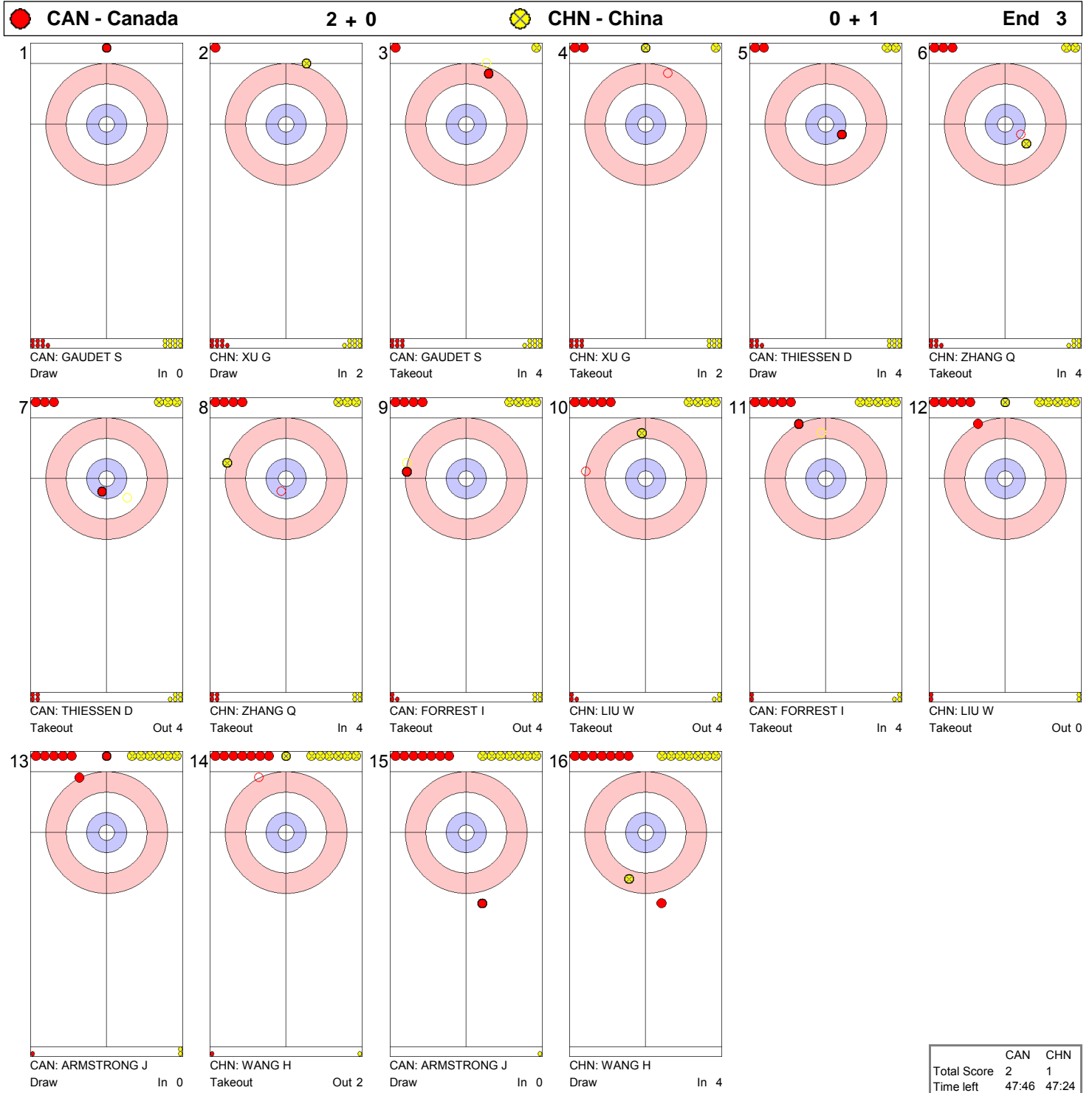
Game - Shot by Shot  
Матч - бросок за броском





SAT 15 MAR 2014  
Start Time 9:30

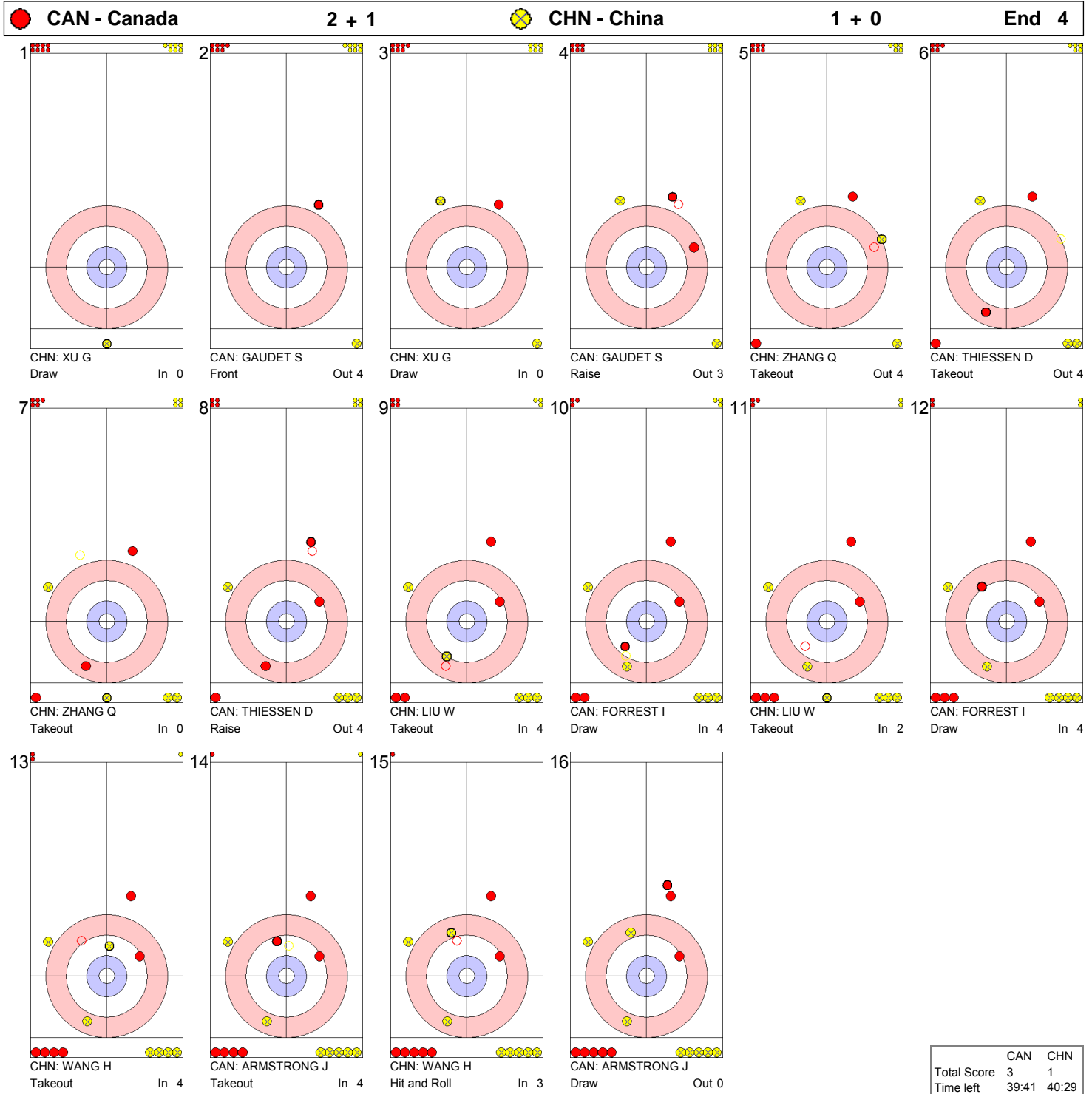
Game - Shot by Shot  
Матч - бросок за броском





SAT 15 MAR 2014  
Start Time 9:30

**Game - Shot by Shot**  
Матч - бросок за броском

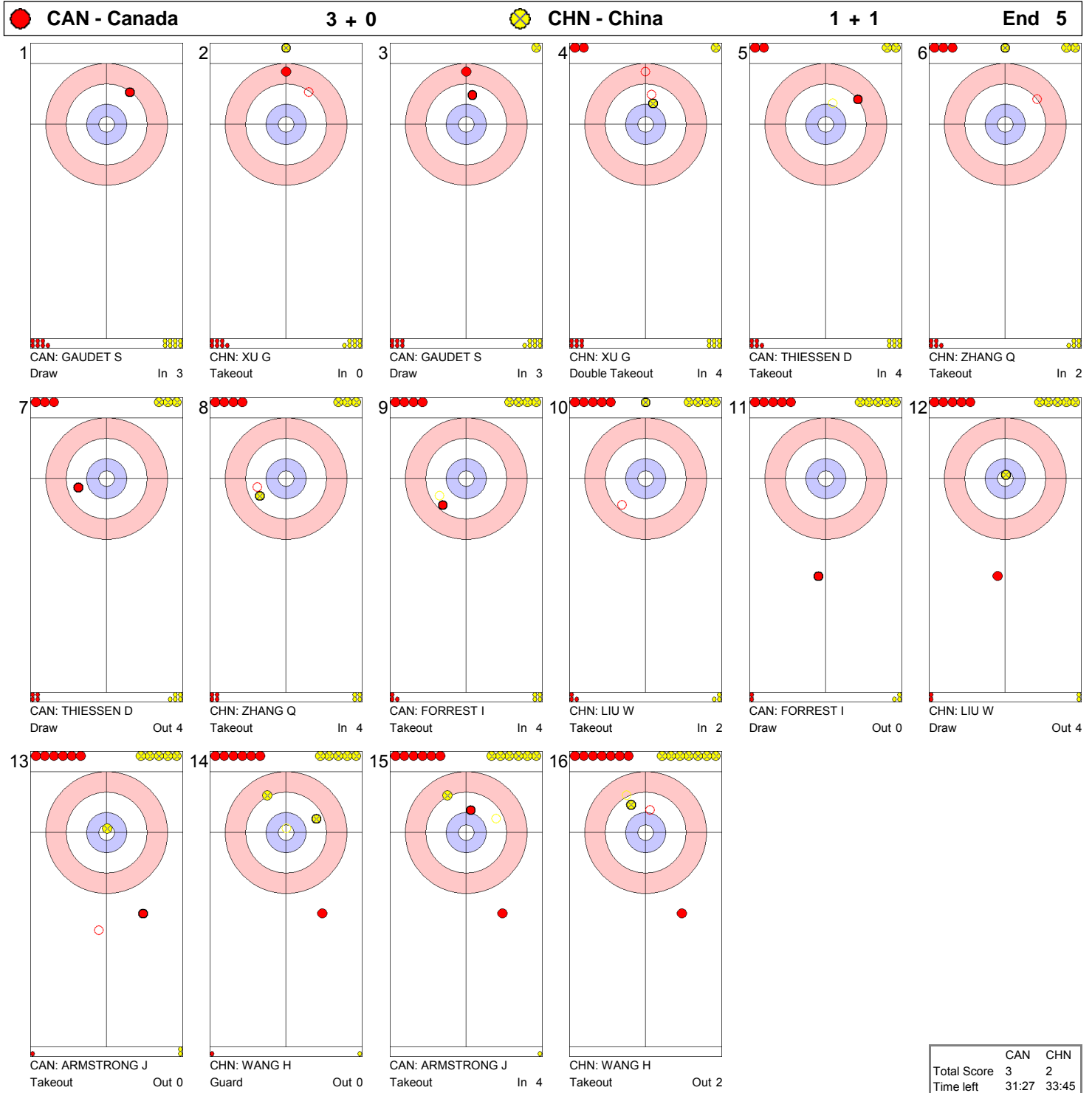


	CAN	CHN
Total Score	3	1
Time left	39:41	40:29



SAT 15 MAR 2014  
Start Time 9:30

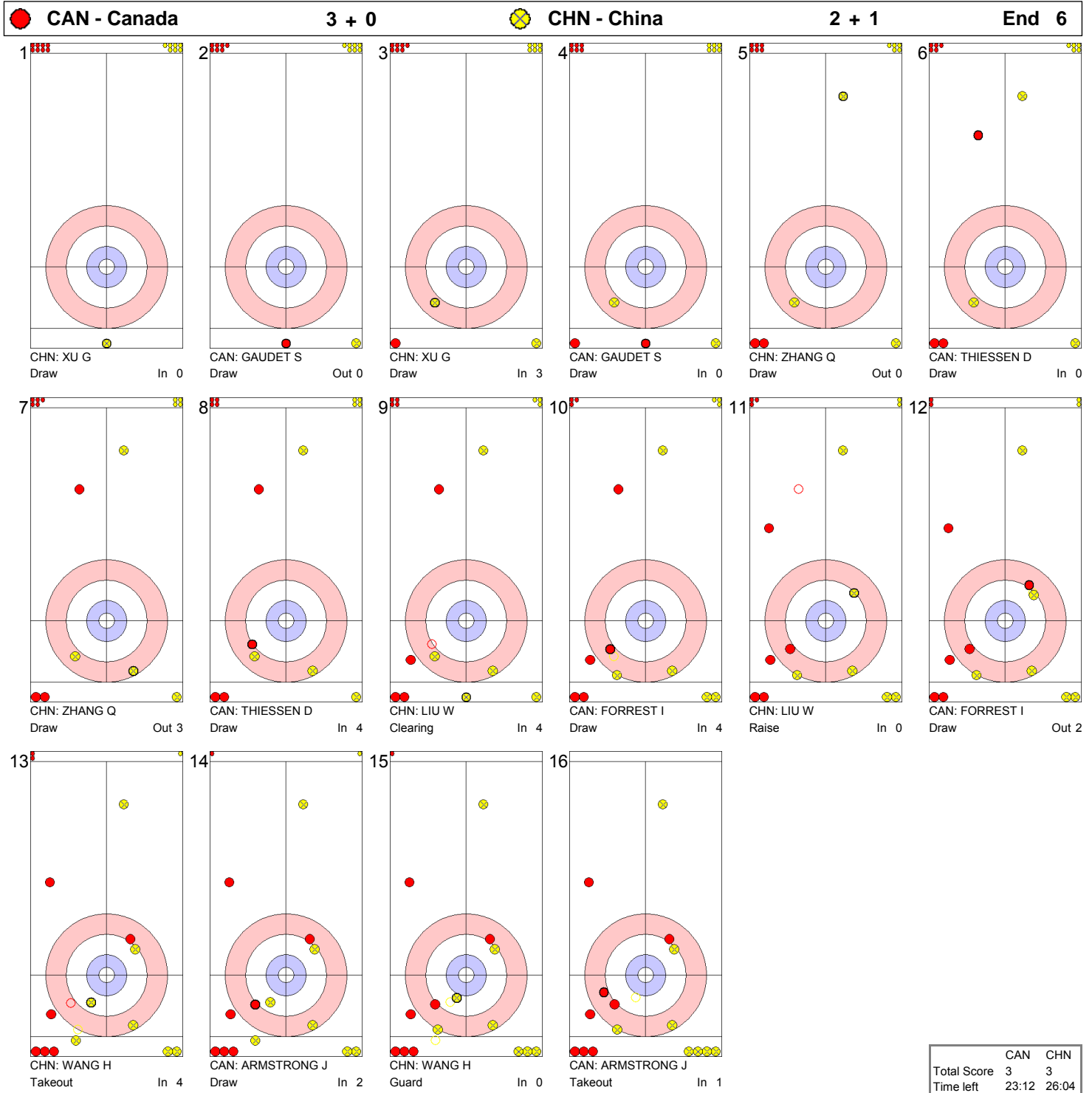
Game - Shot by Shot  
Матч - бросок за броском





SAT 15 MAR 2014  
Start Time 9:30

**Game - Shot by Shot**  
Матч - бросок за броском





SAT 15 MAR 2014  
Start Time 9:30

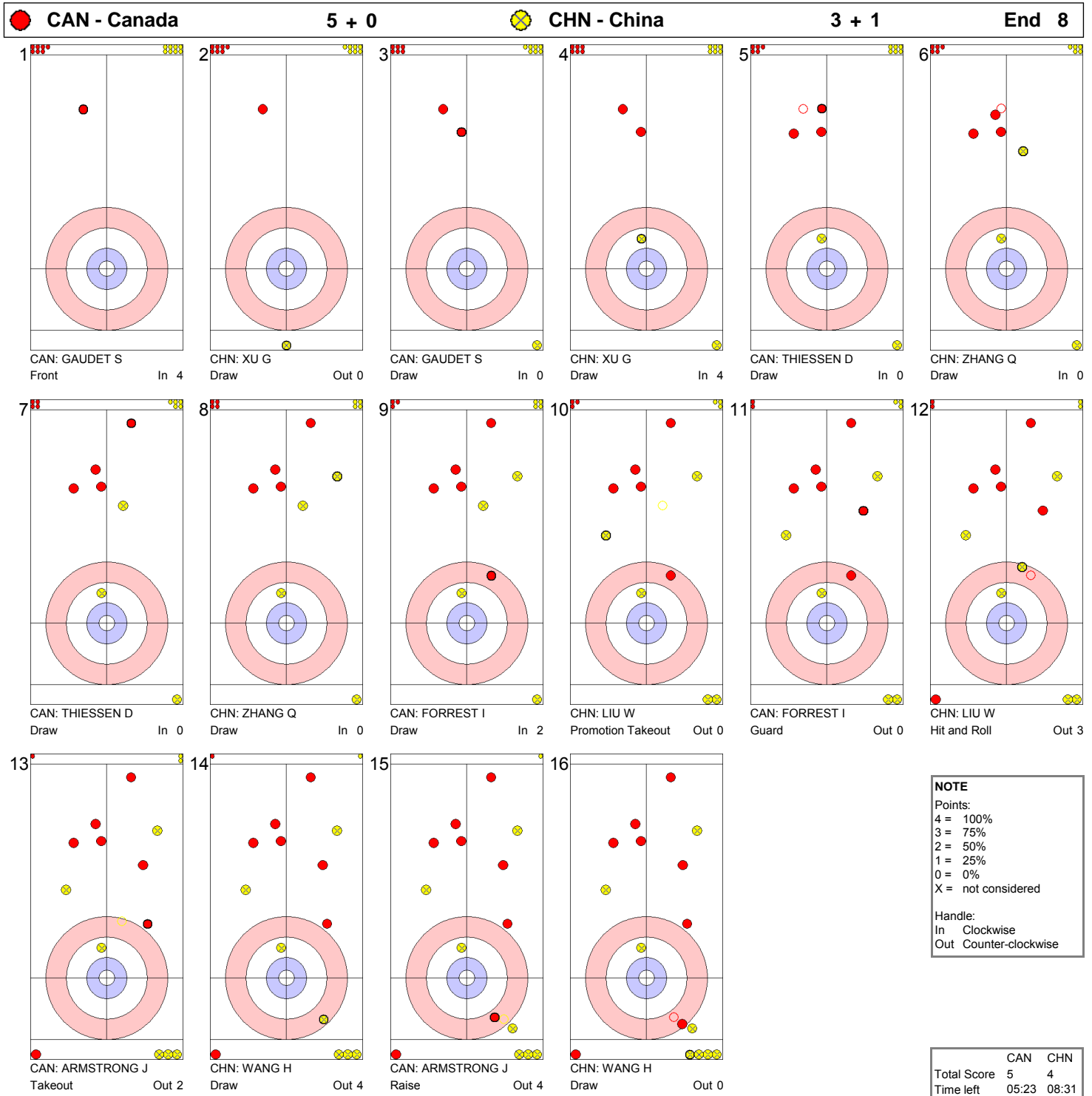
Game - Shot by Shot  
Матч - бросок за броском





SAT 15 MAR 2014  
Start Time 9:30

**Game - Shot by Shot**  
Матч - бросок за броском







SAT 15 MAR 2014  
Start Time 9:30

## Game Results

Результаты матча

Sheet	Game	Team	LSFE	1	2	3	4	5	6	7	8	Extra Ends	Total
D	10	GBR - Great Britain		0	0	3	0	0	1	0	X		4
	10	RUS - Russian Federation	*	1	3	0	7	1	0	1	X		13

GBR - Great Britain		Game	All
4 S	NEILSON Aileen	F	54 % 48 %
3 V	EWAN Gregor	M	48 % 50 %
2	McPHERSON Bob	M	31 % 42 %
1	GAULT Jim	M	73 % 63 %
A	MALONE Angie	F	83 % 71 %
Team Total			57 % 53 %

RUS - Russian Federation		Game	All
4 S	SMIRNOV Andrey	M	64 % 63 %
3 V	ROMANOV Marat	M	55 % 60 %
2	PAKHOMOVA Svetlana	F	64 % 54 %
1	SHEVCHENKO Alexander	M	75 % 55 %
A	SLESARENKO Oxana	F	- % 41 %
Team Total			64 % 57 %

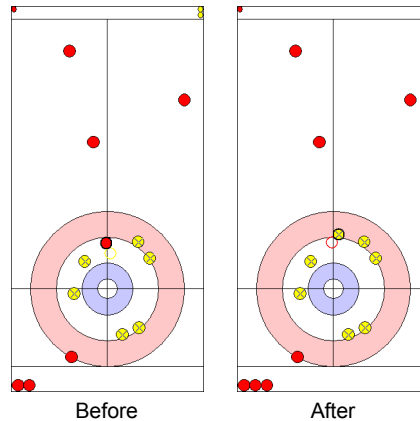
Time remaining: 10 minutes 12 seconds

Time remaining: 16 minutes 15 seconds

MALONE A replaced McPHERSON B at the beginning of end 5  
Revised line-up: (4 S) NEILSON A, (3 V) EWAN G, (2) GAULT J, (1) MALONE A

### Most Important Shot:

The Russian Skip SMIRNOV A played a Takeout to move a British stone out of the house through several stones. The British Skip NEILSON A missed her Draw on her last stone against seven Russian stones.



End: 4  
Team: RUS - Russia  
Player: SMIRNOV A  
Stone: Fourth, 1st stone  
Task: Takeout  
Handle: In-turn  
Points: 100%

● GBR  
● RUS

### NOTE

Team position and functions are attached to each team member's name as follows:  
4 = Fourth, 3 = Third, 2 = Second, 1 = Lead, A = Alternate, S = Skip, V = Vice-Skip

### LEGEND

F Female

LSFE (\*) Last stone first end

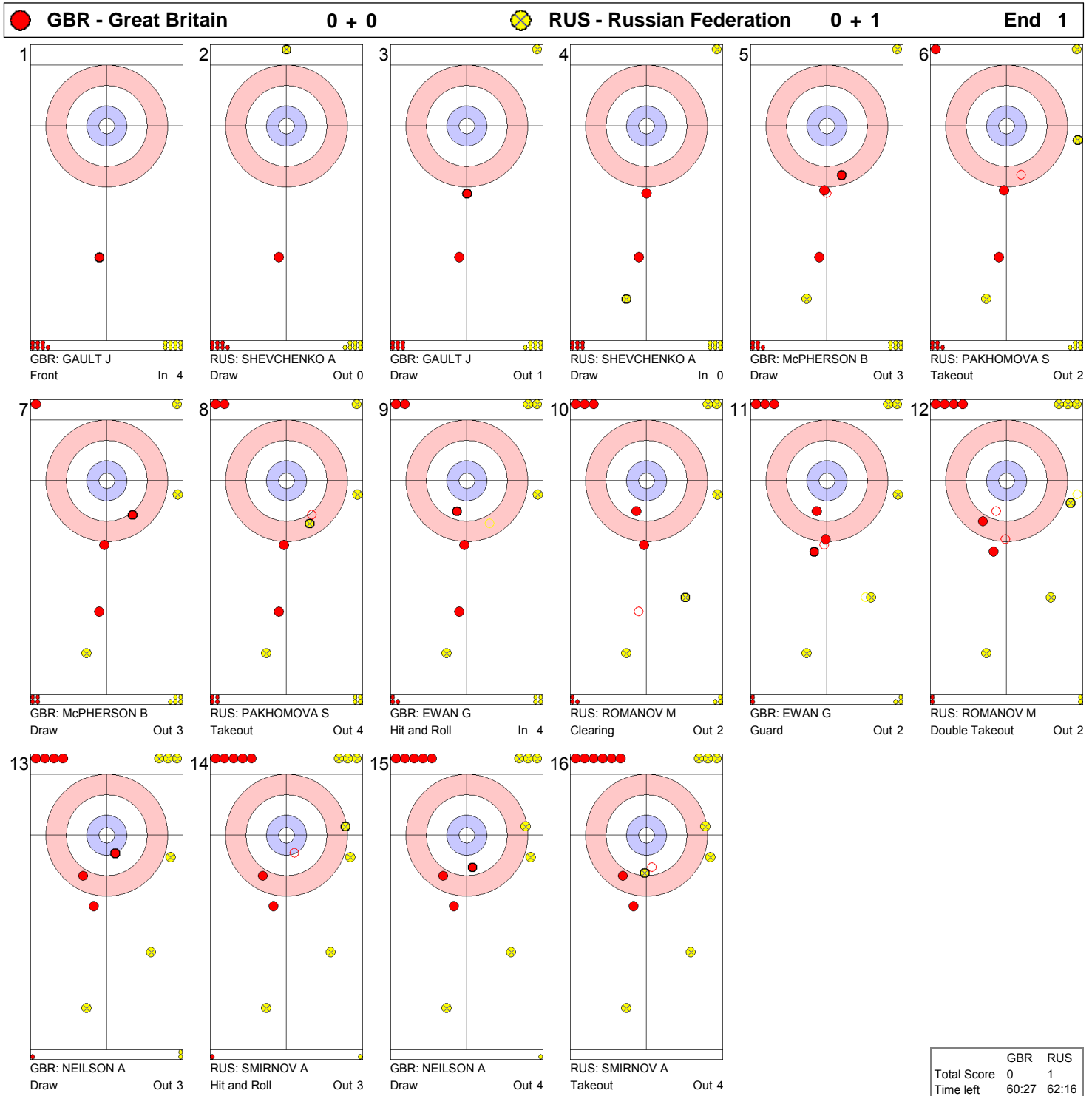
M Male

X Unplayed/unfinished end due to concession



SAT 15 MAR 2014  
Start Time 9:30

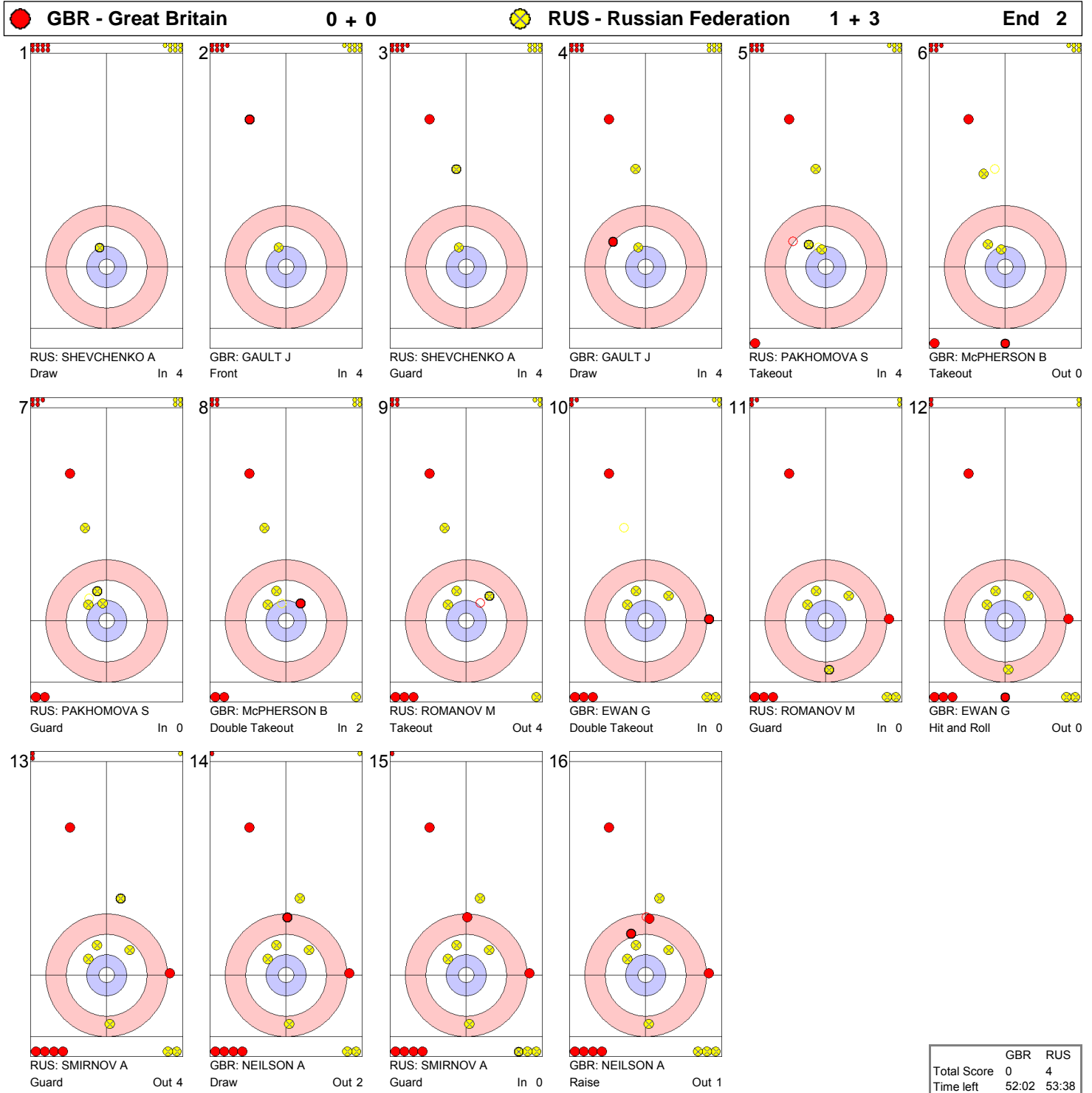
Game - Shot by Shot  
Матч - бросок за броском





SAT 15 MAR 2014  
Start Time 9:30

Game - Shot by Shot  
Матч - бросок за броском



	GBR	RUS
Total Score	0	4
Time left	52:02	53:38



SAT 15 MAR 2014  
Start Time 9:30

Game - Shot by Shot  
Матч - бросок за броском





SAT 15 MAR 2014  
Start Time 9:30

Game - Shot by Shot  
Матч - бросок за броском





SAT 15 MAR 2014  
Start Time 9:30

Game - Shot by Shot  
Матч - бросок за броском





SAT 15 MAR 2014  
Start Time 9:30

Game - Shot by Shot  
Матч - бросок за броском

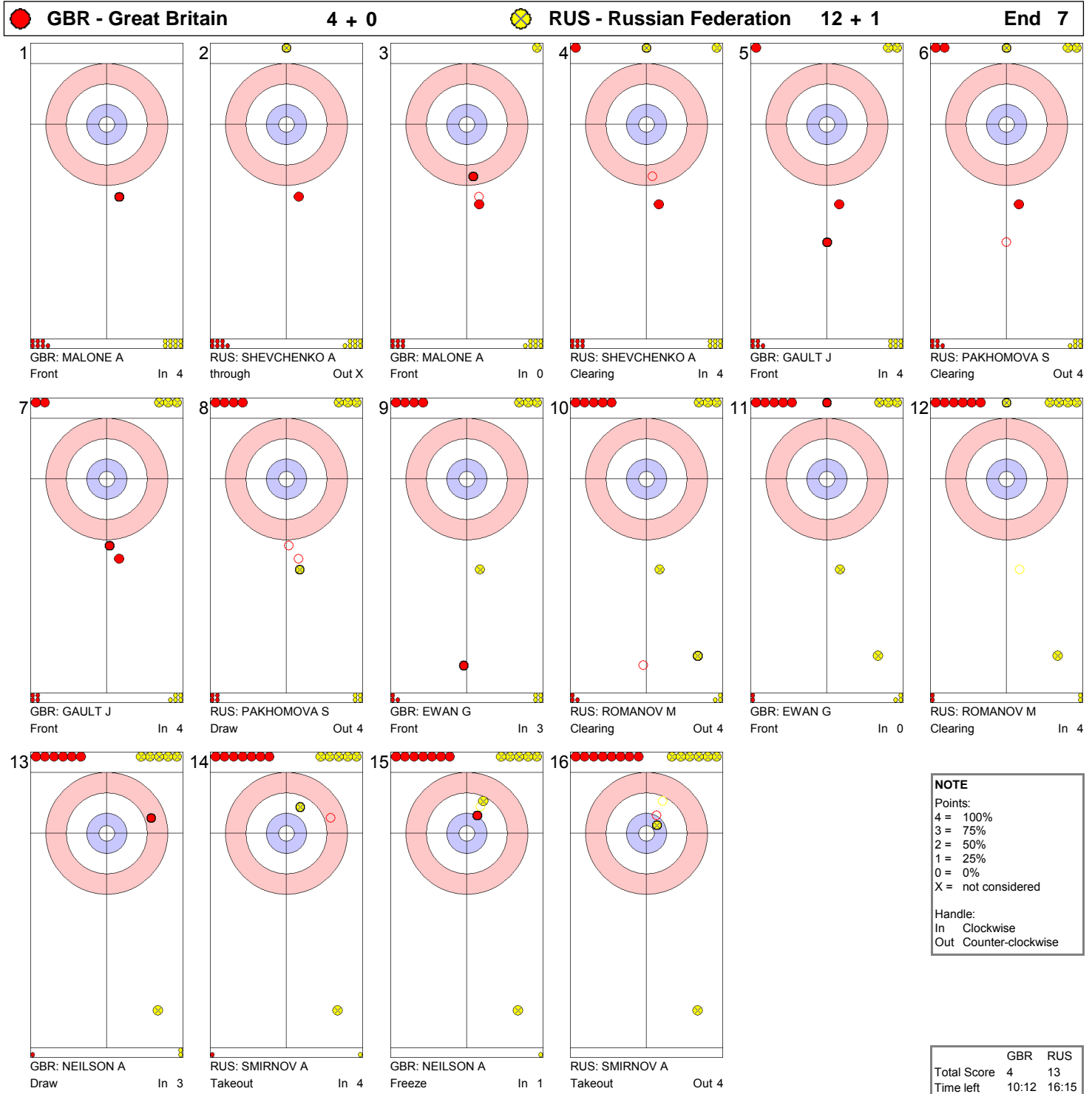


	GBR	RUS
Total Score	4	12
Time left	17:40	23:31



SAT 15 MAR 2014  
Start Time 9:30

Game - Shot by Shot  
Матч - бросок за броском







## Competition Matrix

Турнирная таблица

As of THU 13 MAR 2014

Team	CAN	CHN	FIN	GBR	KOR	NOR	RUS	SVK	SWE	USA
CAN		8 - 5	1 - 12	6 - 3	10 - 4	6 - 8	5 - 4	16 - 0	7 - 4	7 - 2
CHN	5 - 8		8 - 2	6 - 3	11 - 2	7 - 3	4 - 5	3 - 8	8 - 4	2 - 10
FIN	12 - 1	2 - 8		13 - 4	6 - 7	6 - 8	4 - 7	6 - 9	6 - 7	6 - 7
GBR	3 - 6	3 - 6	4 - 13		8 - 4	7 - 3	2 - 11	12 - 2	6 - 4	8 - 7
KOR	4 - 10	2 - 11	7 - 6	4 - 8		0 - 10	5 - 7	7 - 4	3 - 13	9 - 5
NOR	8 - 6	3 - 7	8 - 6	3 - 7	10 - 0		5 - 6	4 - 11	1 - 11	5 - 8
RUS	4 - 5	5 - 4	7 - 4	11 - 2	7 - 5	6 - 5		7 - 4	7 - 4	6 - 5
SVK	0 - 16	8 - 3	9 - 6	2 - 12	4 - 7	11 - 4	4 - 7		3 - 9	6 - 4
SWE	4 - 7	4 - 8	7 - 6	4 - 6	13 - 3	11 - 1	4 - 7	9 - 3		3 - 8
USA	2 - 7	10 - 2	7 - 6	7 - 8	5 - 9	8 - 5	5 - 6	4 - 6	8 - 3	

## Standings after Round Robin

Rank	Team	Games	Wins	Losses		
1	RUS - Russian Federation	9	8	1	Q	
2	CAN - Canada	9	7	2	Q	
3	CHN - People's Republic of China	9	5	4	Q	w1
4	GBR - Great Britain	9	5	4	Q	w0
5	USA - United States of America	9	4	5		w1 DSC 67.20 cm
6	SVK - Slovakia	9	4	5		w1 DSC 84.85 cm
7	SWE - Sweden	9	4	5		w1 DSC 121.16 cm
8	NOR - Norway	9	3	6		w1
9	KOR - Republic of Korea	9	3	6		w0
10	FIN - Finland	9	2	7		

### LEGEND

DSC Draw Shot Challenge

Q Qualified for the semifinals

wx Number of wins (x) against tied teams



## Draw Shot Challenge

Результаты тестовых бросков

As of THU 13 MAR 2014

Rank	Team	Last Stone Draw in each Round Robin Game									DSC
		1	2	3	4	5	6	7	8	9	
1	USA - United States of America	90.6	120.8	66.9	64.1	105.2	<del>185.4</del>	55.7	17.3	17.0	<b>67.20 cm</b>
2	NOR - Norway	39.3	<del>185.4</del>	162.0	36.2	47.9	0.8	142.0	128.9	64.4	<b>77.69 cm</b>
3	SVK - Slovakia	185.4	13.5	35.5	45.2	90.4	54.1	185.4	<del>185.4</del>	69.3	<b>84.85 cm</b>
4	CHN - People's Republic of China	53.1	50.2	135.5	185.4	125.9	185.4	<del>185.4</del>	41.2	21.5	<b>99.78 cm</b>
5	GBR - Great Britain	63.0	70.1	185.4	24.4	127.6	147.1	185.4	<del>185.4</del>	18.3	<b>102.66 cm</b>
6	FIN - Finland	166.9	130.1	<del>185.4</del>	4.4	45.4	75.9	90.3	149.8	170.5	<b>104.16 cm</b>
7	CAN - Canada	34.5	48.8	185.4	145.4	46.0	38.7	185.4	185.4	<del>185.4</del>	<b>108.70 cm</b>
8	SWE - Sweden	185.4	102.9	121.6	86.1	185.4	86.0	185.4	<del>185.4</del>	16.5	<b>121.16 cm</b>
9	RUS - Russian Federation	40.1	133.5	185.4	159.6	154.3	84.5	42.6	185.4	<del>185.4</del>	<b>123.18 cm</b>
10	KOR - Republic of Korea	185.4	141.0	69.7	185.4	172.1	185.4	<del>185.4</del>	0.0	166.7	<b>138.21 cm</b>

### NOTE

The Draw Shot Challenge (DSC) is the average distance of the Last Stone Draws (LSD) which were played by a team during the round robin. The single least favourable LSD result is automatically eliminated before calculating this average distance. The team with the lesser DSC receives the higher ranking. For teams with equal DSC, the team with the best non-equal counting LSD receives the higher ranking. In case all counting LSDs are equal, the team ranked higher in the WCF World Ranking is ranked higher.

### LEGEND

**DSC** Draw Shot Challenge



## Scoring Analysis

Анализ счета

As of THU 13 MAR 2014

Team	Games		LSFE	Stolen Ends	Points Scored						Total	Plus / Minus
					0	1	2	3	4	>4		
CAN - Canada	9	For	5	18	0	18	12	4	3	0	66	+24
		Against	4	15	0	22	6	1	0	1	42	
RUS - Russian Federation	9	For	4	13	1	24	9	3	1	1	60	+22
		Against	5	6	0	22	8	0	0	0	38	
SWE - Sweden	9	For	3	15	1	16	11	4	1	1	59	+10
		Against	6	13	0	20	8	3	1	0	49	
CHN - People's Republic of China	9	For	4	17	0	19	7	7	0	0	54	+9
		Against	5	13	1	22	6	1	2	0	45	
USA - United States of America	9	For	8	12	0	24	8	4	1	0	56	+4
		Against	1	10	0	19	9	2	1	1	52	
FIN - Finland	9	For	6	11	2	16	9	3	2	2	61	+3
		Against	3	12	0	18	9	6	1	0	58	
GBR - Great Britain	9	For	1	16	0	25	4	2	1	2	53	-3
		Against	8	11	3	15	9	3	1	2	56	
NOR - Norway	9	For	5	10	2	17	10	2	1	0	47	-15
		Against	4	15	0	16	14	6	0	0	62	
SVK - Slovakia	9	For	7	13	0	17	10	2	1	0	47	-21
		Against	2	20	0	14	13	4	4	0	68	
KOR - Republic of Korea	9	For	2	8	0	12	8	3	1	0	41	-33
		Against	7	18	2	20	6	8	2	2	74	
Total	45			133	6	188	88	34	12	6	544	

### NOTE

Stolen ends are the ends won without the last stone advantage

### LEGEND

LSFE Last Stone First End

>4 More than four points scored



## Summary of Big Ends

Обзор больших эндов

As of THU 13 MAR 2014

Points Scored	By	Against	Session	End	Game Result
5	FIN - Finland	GBR - Great Britain	7	5	13 : 4
5	FIN - Finland	CAN - Canada	12	2	12 : 1
5	GBR - Great Britain	KOR - Republic of Korea	4	7	8 : 4
5	GBR - Great Britain	USA - United States of America	11	7	8 : 7
5	RUS - Russian Federation	GBR - Great Britain	9	7	11 : 2
5	SWE - Sweden	KOR - Republic of Korea	12	3	13 : 3
4	CAN - Canada	CHN - People's Republic of China	8	7	8 : 5
4	CAN - Canada	KOR - Republic of Korea	9	7	10 : 4
4	CAN - Canada	SVK - Slovakia	11	2	16 : 0
4	FIN - Finland	GBR - Great Britain	7	2	13 : 4
4	FIN - Finland	USA - United States of America	8	5	6 : 7
4	GBR - Great Britain	SVK - Slovakia	6	6	12 : 2
4	KOR - Republic of Korea	SVK - Slovakia	7	6	7 : 4
4	NOR - Norway	KOR - Republic of Korea	1	6	10 : 0
4	RUS - Russian Federation	SWE - Sweden	7	6	7 : 4
4	SVK - Slovakia	FIN - Finland	4	7	9 : 6
4	SWE - Sweden	SVK - Slovakia	8	7	9 : 3
4	USA - United States of America	CHN - People's Republic of China	9	7	10 : 2

### NOTE

Big ends are defined as ends with a score of four or more points



## Cumulative Percentage by Position

Сводная результативность по амплуа

As of THU 13 MAR 2014

Fourths	Game -->	1	2	3	4	5	6	7	8	9	AVG
1 SMIRNOV Andrey	M RUS	52	59	67	58	64	48	75	72	67	62
2 WANG Haitao	M CHN	52	59	54	66	82	34	43	52	54	55
3 KARJALAINEN Markku	M FIN	39	57	41	57	77	53	31		90	54
4 McDONALD Patrick	M USA	30	34	72	23	39	52	84	55	51	49
5 ARMSTRONG Jim	M CAN	55	50	41	39	51	31	57	79	25	47
5 JUNGNELL Jalle	M SWE	39	35	33	45	55	46	38	79	55	47
5 KIM Myung-Jin	M KOR	15	46	46	(3) 45	(2) 68	(3) 63	(3) 41	(2) 44	(2) 45	47
5 LORENTSEN Rune	M NOR	64	59	45	63	65	37	23	50	20	47
5 NEILSON Aileen	F GBR	30	36	46	93	63	58	46	34	19	47
10 DURIS Radoslav	M SVK	44	54	57	29	33	(3) 39	46	13	53	42

Thirds	Game -->	1	2	3	4	5	6	7	8	9	AVG
1 FORREST Ina	F CAN	77	47	56	79	56	47	63	73	44	60
2 SHEVCHENKO Alexander	M RUS	58	31	55	34	(1) 66	(1) 52	(1) 59	(1) 69	(1) 55	53
3 EWAN Gregor	M GBR	52	39	66	63	39	47	61	(2) 58	(2) 30	51
4 JAKUBEC Branislav	M SVK	61	69	41	54	34	(4) 48	32	42	61	49
4 STORDAHL Jostein	M NOR	63	63	25	61	43	48	41	53	50	49
4 ZHANG Qiang	M CHN	30	50	33	78	59	36	43	46	(2) 64	49
7 IKONEN Glenn	M SWE	34	39	36	38	(2) 39	(2) 32	(2) 70	(2) 55	(2) 70	46
7 PALMER Dave	M USA	23		36	36	(1) 56	(1) 59	(1) 57	(1) 50	(1) 48	46
9 KIM Jong-Pan	M KOR	27	59	60	(4) 39	(4) 46	(4) 36	(4) 63	(4) 48	(4) 25	45
10 KARJALAINEN Sari	F FIN	44	31	38	31	43	55	59	41	25	42

Seconds	Game -->	1	2	3	4	5	6	7	8	9	AVG
1 KALLIN Patrik	M SWE	63	64	70	60	(3) 45	(3) 59	(3) 43	(3) 73	(3) 71	61
1 LIU Wei	M CHN	50	78	63	66	54	63	63	55	(3) 62	61
3 SEO Soon-Seok	M KOR	69	53	58	52	(3) 66	67	63	(3) 28	(3) 46	55
4 JOSEPH Jimmy	M USA	48	(3) 27	48	66	(3) 64	(3) 52	(3) 59	(3) 68	(3) 57	54
5 PAKHOMOVA Svetlana	F RUS	42	70	55	44		53	50		52	52
6 PITONAK Dusan	M SVK	44	55	48	61	48	50	52	63	41	51
6 SAMDAL Anne Mette	F NOR	81	58	34	49	60	42	3	55	59	51
8 THIESSEN Dennis	M CAN	34	69	47	48	29	56	64	58	54	50
9 HELLMAN Vesa	M FIN	41	30	47	44	70	33		(4) 41	(3) 63	45
10 McPHERSON Bob	M GBR	44	42	53	52	30	47	34		41	43



## Cumulative Percentage by Position

Сводная результативность по амплуа

As of THU 13 MAR 2014

Leads	Game -->	1	2	3	4	5	6	7	8	9	AVG
1 GAULT Jim	M GBR	53	75	63	67	57	77	61	(3) 60	(3) 45	62
1 KANG Mi-Suk	F KOR	81	42	48	64	55	66	64	64	79	62
1 RAFDAL Terje	M NOR	50	80	61	72	42	38	82	75	50	62
1 ULANDER Kicki	F SWE	56	61	55	45	72	64	63	75	73	62
5 ROMANOV Marat	M RUS	56	64	77	69	(3) 48	(3) 53	(3) 70	(3) 56	(3) 55	61
6 AARNIKKA Tuomo	M FIN	55	47	63	49	70	58	79	47	81	59
7 GAUDET Sonja	F CAN	56		64		33	61		63	67	56
8 XU Guangqin	F CHN	64	22	65	61	59	58	57	65	17	52
9 GREELY Penny	F USA	39	(2) 45	29	75	(2) 53	(2) 53	(2) 64	(2) 59	(2) 38	51
10 KUNKELOVA Monika	F SVK	17				44	52	61	77	36	46

Alternates	Game -->	1	2	3	4	5	6	7	8	9	AVG
1 REPPE Zandra	F SWE				(1) 75						75
2 MALONE Angie	F GBR					(1) 67			(1) 65	(1) 73	69
3 LOECHEN Sissel	F NOR							(2) 50		(1) 67	58
4 LINO Meghan	F USA	(1) 70	(1) 0								56
5 IDESON Mark	M CAN	(1) 31			(1) 60			(1) 59			49
6 MOJTAHEDI Mina	F FIN							(2) 41	(2) 41	(2) 59	45
7 KANOVA Alena	F SVK	(1) 41	(1) 53	(1) 34					(1) 13		41
7 SLESARENKO Oxana	F RUS					(2) 48			(2) 34		41

Teams	Game -->	1	2	3	4	5	6	7	8	9	AVG
1 RUS - Russian Federation		52	56	63	51	56	52	63	58	57	56
2 CHN - People's Republic of China		49	52	54	68	64	48	51	54	51	54
2 SWE - Sweden		48	50	48	49	53	50	54	70	67	54
4 CAN - Canada		55	49	52	56	42	49	61	68	47	53
5 GBR - Great Britain		45	48	57	69	48	56	50	55	45	52
5 KOR - Republic of Korea		48	50	53	50	59	58	58	46	49	52
5 NOR - Norway		65	65	41	61	52	41	42	58	46	52
8 FIN - Finland		45	41	47	45	64	50	53	42	69	50
8 USA - United States of America		35	45	44	51	53	54	66	58	49	50
10 SVK - Slovakia		41	55	50	44	40	47	48	48	48	47

### NOTE

"(n)" denotes a position different from original line-up position: (4) - Fourth, (3) - Third, (2) - Second, (1) - Lead

### LEGEND

AVG Average

F Female

M Male



## Cumulative Player Statistics by Team

Сводная статистика игроков по команде

As of THU 13 MAR 2014

### CAN - Canada

ARMSTRONG Jim M Fourth Skip Right-handed

Type	In-turn	%	Out-turn	%	Total	%
Draw	30	45	29	45	59	45
Front	0	-	0	-	0	-
Guard	7	86	3	67	10	80
Raise	6	25	10	20	16	22
Wick / Soft Peeling	0	-	0	-	0	-
Freeze	0	-	0	-	0	-
Takeout	14	61	12	50	26	56
Hit and Roll	4	56	8	66	12	63
Clearing	1	100	0	-	1	100
Double Takeout	1	50	3	50	4	50
Promotion Takeout	3	0	2	0	5	0
not considered	0	-	1	-	1	-
All Draws	43	49	42	40	85	45
All Takeouts	23	53	25	51	48	52
Total	66	50	67	44	133	47

FORREST Ina F Third Vice Left-handed

Type	In-turn	%	Out-turn	%	Total	%
Draw	29	52	30	56	59	54
Front	1	100	0	-	1	100
Guard	6	83	5	75	11	80
Raise	2	100	5	70	7	79
Wick / Soft Peeling	1	0	0	-	1	0
Freeze	0	-	0	-	0	-
Takeout	16	55	23	67	39	62
Hit and Roll	4	69	3	17	7	46
Clearing	3	83	3	100	6	92
Double Takeout	1	0	1	0	2	0
Promotion Takeout	0	-	1	0	1	0
not considered	0	-	2	-	2	-
All Draws	39	59	40	60	79	59
All Takeouts	24	58	31	61	55	60
Total	63	59	71	61	134	60

THIESSEN Dennis M Second Left-handed

Type	In-turn	%	Out-turn	%	Total	%
Draw	20	35	28	25	48	29
Front	3	67	0	-	3	67
Guard	2	88	4	56	6	67
Raise	1	100	2	88	3	92
Wick / Soft Peeling	2	50	0	-	2	50
Freeze	0	-	0	-	0	-
Takeout	32	69	19	58	51	65
Hit and Roll	5	75	2	100	7	82
Clearing	8	56	5	10	13	38
Double Takeout	3	33	0	-	3	33
Promotion Takeout	0	-	0	-	0	-
not considered	0	-	0	-	0	-
All Draws	28	46	34	32	62	38
All Takeouts	48	65	26	52	74	60
Total	76	58	60	41	136	50

GAUDET Sonja F Lead Right-handed

Type	In-turn	%	Out-turn	%	Total	%
Draw	37	57	15	62	52	59
Front	6	83	8	100	14	93
Guard	1	100	0	-	1	100
Raise	0	-	3	33	3	33
Wick / Soft Peeling	2	0	0	-	2	0
Freeze	0	-	0	-	0	-
Takeout	12	25	5	40	17	29
Hit and Roll	0	-	1	0	1	0
Clearing	0	-	0	-	0	-
Double Takeout	0	-	0	-	0	-
Promotion Takeout	0	-	0	-	0	-
not considered	0	-	0	-	0	-
All Draws	46	59	26	70	72	63
All Takeouts	12	25	6	33	18	28
Total	58	52	32	63	90	56

IDESON Mark M Alternate Right-handed

Type	In-turn	%	Out-turn	%	Total	%
Draw	16	42	16	59	32	51
Front	0	-	0	-	0	-
Guard	0	-	0	-	0	-
Raise	2	75	2	38	4	56
Wick / Soft Peeling	0	-	0	-	0	-
Freeze	0	-	0	-	0	-
Takeout	2	0	4	50	6	33
Hit and Roll	0	-	0	-	0	-
Clearing	0	-	0	-	0	-
Double Takeout	1	50	0	-	1	50
Promotion Takeout	0	-	0	-	0	-
not considered	0	-	3	-	3	-
All Draws	18	46	18	57	36	51
All Takeouts	3	17	4	50	7	36
Total	21	42	22	56	43	49

Team: CAN - Canada

Type	In-turn	%	Out-turn	%	Total	%
Draw	132	48	118	47	250	48
Front	10	80	8	100	18	89
Guard	16	86	12	67	28	78
Raise	11	55	22	41	33	45
Wick / Soft Peeling	5	20	0	-	5	20
Freeze	0	-	0	-	0	-
Takeout	76	56	63	58	139	57
Hit and Roll	13	67	14	55	27	61
Clearing	12	67	8	44	20	58
Double Takeout	6	33	4	38	10	35
Promotion Takeout	3	0	3	0	6	0
not considered	0	-	6	-	6	-
All Draws	174	53	160	50	334	52
All Takeouts	110	55	92	54	202	55
Total	284	54	252	51	536	53

#### LEGEND

F Female

M Male



## Cumulative Player Statistics by Team

Сводная статистика игроков по команде

As of THU 13 MAR 2014

### CHN - People's Republic of China

WANG Haitao		M		Fourth Skip		Left-handed	
Type	In-turn	%	Out-turn	%	Total	%	
Draw	26	44	29	47	55	45	
Front	0	-	0	-	0	-	
Guard	3	25	3	17	6	21	
Raise	3	50	2	38	5	45	
Wick / Soft Peeling	1	50	0	-	1	50	
Freeze	0	-	0	-	0	-	
Takeout	9	78	26	75	35	76	
Hit and Roll	5	75	4	25	9	53	
Clearing	5	60	7	50	12	54	
Double Takeout	1	100	5	50	6	58	
Promotion Takeout not considered	0	-	1	75	1	75	
All Draws	33	43	34	43	67	43	
All Takeouts	20	74	43	63	63	67	
Total	53	55	77	55	130	55	

ZHANG Qiang		M		Third Vice		Right-handed	
Type	In-turn	%	Out-turn	%	Total	%	
Draw	15	13	23	14	38	14	
Front	0	-	0	-	0	-	
Guard	4	75	0	-	4	75	
Raise	2	38	3	33	5	35	
Wick / Soft Peeling	0	-	1	50	1	50	
Freeze	0	-	0	-	0	-	
Takeout	30	75	23	57	53	67	
Hit and Roll	5	80	3	100	8	88	
Clearing	15	77	10	20	25	54	
Double Takeout	2	0	1	50	3	17	
Promotion Takeout not considered	0	-	0	-	0	-	
All Draws	21	27	27	18	48	22	
All Takeouts	52	73	37	50	89	63	
Total	73	60	64	36	137	49	

LIU Wei		M		Second		Right-handed	
Type	In-turn	%	Out-turn	%	Total	%	
Draw	21	48	18	25	39	37	
Front	3	100	0	-	3	100	
Guard	0	-	1	0	1	0	
Raise	2	50	1	100	3	67	
Wick / Soft Peeling	0	-	0	-	0	-	
Freeze	0	-	0	-	0	-	
Takeout	24	81	9	61	33	76	
Hit and Roll	6	58	4	94	10	73	
Clearing	19	68	24	67	43	67	
Double Takeout	3	67	1	50	4	63	
Promotion Takeout not considered	1	100	0	-	1	100	
All Draws	26	54	20	28	46	42	
All Takeouts	53	74	38	68	91	71	
Total	79	67	58	54	137	61	

XU Guangqin		F		Lead		Right-handed	
Type	In-turn	%	Out-turn	%	Total	%	
Draw	41	37	21	29	62	34	
Front	24	83	3	67	27	81	
Guard	0	-	0	-	0	-	
Raise	3	67	1	0	4	50	
Wick / Soft Peeling	1	50	3	17	4	25	
Freeze	0	-	0	-	0	-	
Takeout	24	73	1	0	25	70	
Hit and Roll	2	50	0	-	2	50	
Clearing	0	-	0	-	0	-	
Double Takeout	1	50	0	-	1	50	
Promotion Takeout not considered	0	-	0	-	0	-	
All Draws	69	55	28	30	97	48	
All Takeouts	27	70	1	0	28	68	
Total	96	59	29	29	125	52	

HE Jun		M		Alternate		Right-handed	
Type	In-turn	%	Out-turn	%	Total	%	
Draw	0	-	0	-	0	-	
Front	0	-	0	-	0	-	
Guard	0	-	0	-	0	-	
Raise	0	-	0	-	0	-	
Wick / Soft Peeling	0	-	0	-	0	-	
Freeze	0	-	0	-	0	-	
Takeout	0	-	0	-	0	-	
Hit and Roll	0	-	0	-	0	-	
Clearing	0	-	0	-	0	-	
Double Takeout	0	-	0	-	0	-	
Promotion Takeout not considered	0	-	0	-	0	-	
All Draws	0	-	0	-	0	-	
All Takeouts	0	-	0	-	0	-	
Total	0	-	0	-	0	-	

Team: CHN - People's Republic of China

Type	In-turn	%	Out-turn	%	Total	%
Draw	103	38	91	30	194	34
Front	27	85	3	67	30	83
Guard	7	54	4	13	11	39
Raise	10	53	7	39	17	47
Wick / Soft Peeling	2	50	4	25	6	33
Freeze	0	-	0	-	0	-
Takeout	87	76	59	64	146	72
Hit and Roll	18	68	11	70	29	69
Clearing	39	71	41	52	80	61
Double Takeout	7	50	7	50	14	50
Promotion Takeout not considered	1	100	1	75	2	88
All Draws	149	48	109	31	258	41
All Takeouts	152	73	119	60	271	67
Total	301	61	228	46	529	54

#### LEGEND

F Female

M Male





## Cumulative Player Statistics by Team

Сводная статистика игроков по команде

As of THU 13 MAR 2014

### FIN - Finland

KARJALAINEN Markku		M	Fourth Skip		Right-handed	
Type	In-turn	%	Out-turn	%	Total	%
Draw	22	41	12	50	34	44
Front	0	-	1	100	1	100
Guard	4	69	4	63	8	66
Raise	9	56	1	100	10	60
Wick / Soft Peeling	0	-	0	-	0	-
Freeze	0	-	0	-	0	-
Takeout	21	43	10	55	31	47
Hit and Roll	6	92	5	90	11	91
Clearing	5	80	1	0	6	67
Double Takeout	10	58	5	55	15	57
Promotion Takeout	1	0	1	0	2	0
not considered	0	-	2	-	2	-
All Draws	35	48	18	58	53	51
All Takeouts	43	56	22	58	65	57
Total	78	53	40	58	118	54

KARJALAINEN Sari		F	Third Vice		Right-handed	
Type	In-turn	%	Out-turn	%	Total	%
Draw	26	34	21	42	47	37
Front	1	100	0	-	1	100
Guard	7	18	2	25	9	19
Raise	5	45	3	0	8	28
Wick / Soft Peeling	0	-	0	-	0	-
Freeze	0	-	0	-	0	-
Takeout	29	55	5	40	34	53
Hit and Roll	6	50	5	80	11	64
Clearing	5	20	2	50	7	29
Double Takeout	9	44	1	50	10	45
Promotion Takeout	0	-	3	0	3	0
not considered	0	-	0	-	0	-
All Draws	39	34	26	36	65	35
All Takeouts	49	49	16	47	65	48
Total	88	42	42	40	130	42

HELLMAN Vesa		M	Second		Right-handed	
Type	In-turn	%	Out-turn	%	Total	%
Draw	31	34	24	36	55	35
Front	1	50	1	0	2	25
Guard	2	13	3	33	5	25
Raise	9	56	3	0	12	42
Wick / Soft Peeling	2	50	0	-	2	50
Freeze	0	-	0	-	0	-
Takeout	22	75	4	50	26	71
Hit and Roll	4	56	0	-	4	56
Clearing	6	50	4	50	10	50
Double Takeout	5	50	2	25	7	43
Promotion Takeout	1	0	0	-	1	0
not considered	0	-	0	-	0	-
All Draws	45	38	31	31	76	36
All Takeouts	38	64	10	45	48	60
Total	83	50	41	35	124	45

AARNIKKA Tuomo		M	Lead		Right-handed	
Type	In-turn	%	Out-turn	%	Total	%
Draw	43	58	20	39	63	52
Front	26	73	23	62	49	68
Guard	2	0	0	-	2	0
Raise	1	100	0	-	1	100
Wick / Soft Peeling	0	-	1	100	1	100
Freeze	0	-	0	-	0	-
Takeout	10	70	2	0	12	58
Hit and Roll	1	75	0	-	1	75
Clearing	1	100	0	-	1	100
Double Takeout	1	50	0	-	1	50
Promotion Takeout	0	-	0	-	0	-
not considered	2	-	5	-	7	-
All Draws	72	62	44	52	116	58
All Takeouts	13	71	2	0	15	62
Total	85	64	46	50	131	59

MOJTAHEDI Mina		F	Alternate		Right-handed	
Type	In-turn	%	Out-turn	%	Total	%
Draw	18	28	8	56	26	37
Front	0	-	0	-	0	-
Guard	2	0	0	-	2	0
Raise	2	100	0	-	2	100
Wick / Soft Peeling	2	50	0	-	2	50
Freeze	0	-	0	-	0	-
Takeout	1	100	3	67	4	75
Hit and Roll	0	-	0	-	0	-
Clearing	1	50	1	100	2	75
Double Takeout	0	-	0	-	0	-
Promotion Takeout	0	-	0	-	0	-
not considered	0	-	0	-	0	-
All Draws	24	33	8	56	32	39
All Takeouts	2	75	4	75	6	75
Total	26	37	12	63	38	45

Team: FIN - Finland

Type	In-turn	%	Out-turn	%	Total	%
Draw	140	41	85	42	225	42
Front	28	73	25	61	53	67
Guard	17	25	9	44	26	32
Raise	26	59	7	14	33	49
Wick / Soft Peeling	4	50	1	100	5	60
Freeze	0	-	0	-	0	-
Takeout	83	60	24	48	107	57
Hit and Roll	17	68	10	85	27	74
Clearing	18	53	8	50	26	52
Double Takeout	25	51	8	47	33	50
Promotion Takeout	2	0	4	0	6	0
not considered	2	-	7	-	9	-
All Draws	215	47	127	45	342	46
All Takeouts	145	57	54	51	199	56
Total	360	51	181	47	541	50

#### LEGEND

F Female

M Male



## Cumulative Player Statistics by Team

Сводная статистика игроков по команде

As of THU 13 MAR 2014

### GBR - Great Britain

NEILSON Aileen		F Fourth Skip		Right-handed		
Type	In-turn	%	Out-turn	%	Total	%
Draw	15	27	26	39	41	35
Front	2	100	0	-	2	100
Guard	5	40	5	70	10	55
Raise	7	39	4	38	11	39
Wick / Soft Peeling	0	-	0	-	0	-
Freeze	0	-	0	-	0	-
Takeout	21	49	23	70	44	60
Hit and Roll	2	38	5	50	7	46
Clearing	1	100	1	0	2	50
Double Takeout	3	33	2	0	5	20
Promotion Takeout	0	-	0	-	0	-
not considered	0	-	1	-	1	-
All Draws	29	37	35	44	64	41
All Takeouts	27	48	31	60	58	54
Total	56	42	66	51	122	47

EWAN Gregor		M Third Vice		Right-handed		
Type	In-turn	%	Out-turn	%	Total	%
Draw	25	32	24	56	49	44
Front	0	-	0	-	0	-
Guard	1	0	2	50	3	33
Raise	4	31	5	40	9	36
Wick / Soft Peeling	1	50	0	-	1	50
Freeze	1	0	0	-	1	0
Takeout	29	60	26	58	55	59
Hit and Roll	8	84	4	50	12	73
Clearing	0	-	4	13	4	13
Double Takeout	1	50	1	50	2	50
Promotion Takeout	1	100	1	0	2	50
not considered	0	-	0	-	0	-
All Draws	32	30	31	53	63	42
All Takeouts	39	66	36	50	75	58
Total	71	50	67	51	138	51

McPHERSON Bob		M Second		Right-handed		
Type	In-turn	%	Out-turn	%	Total	%
Draw	20	33	18	53	38	42
Front	2	50	0	-	2	50
Guard	3	42	0	-	3	42
Raise	3	67	0	-	3	67
Wick / Soft Peeling	1	0	0	-	1	0
Freeze	0	-	0	-	0	-
Takeout	26	40	12	38	38	39
Hit and Roll	7	39	3	75	10	50
Clearing	8	38	8	63	16	50
Double Takeout	1	50	1	50	2	50
Promotion Takeout	0	-	1	0	1	0
not considered	0	-	0	-	0	-
All Draws	29	37	18	53	47	43
All Takeouts	42	40	25	49	67	43
Total	71	39	43	51	114	43

GAULT Jim		M Lead		Right-handed		
Type	In-turn	%	Out-turn	%	Total	%
Draw	53	64	20	46	73	59
Front	13	98	2	50	15	92
Guard	4	56	3	100	7	75
Raise	2	0	0	-	2	0
Wick / Soft Peeling	1	100	0	-	1	100
Freeze	0	-	0	-	0	-
Takeout	14	61	13	50	27	56
Hit and Roll	6	38	0	-	6	38
Clearing	0	-	2	50	2	50
Double Takeout	0	-	0	-	0	-
Promotion Takeout	0	-	1	100	1	100
not considered	0	-	6	-	6	-
All Draws	73	68	25	53	98	65
All Takeouts	20	54	16	53	36	53
Total	93	65	41	53	134	62

MALONE Angie		F Alternate		Right-handed		
Type	In-turn	%	Out-turn	%	Total	%
Draw	13	60	3	33	16	55
Front	14	80	5	95	19	84
Guard	0	-	0	-	0	-
Raise	2	88	0	-	2	88
Wick / Soft Peeling	0	-	0	-	0	-
Freeze	0	-	0	-	0	-
Takeout	1	0	1	0	2	0
Hit and Roll	0	-	0	-	0	-
Clearing	0	-	0	-	0	-
Double Takeout	1	100	0	-	1	100
Promotion Takeout	0	-	0	-	0	-
not considered	0	-	0	-	0	-
All Draws	29	72	8	72	37	72
All Takeouts	2	50	1	0	3	33
Total	31	70	9	64	40	69

Team: GBR - Great Britain

Type	In-turn	%	Out-turn	%	Total	%
Draw	126	48	91	48	217	48
Front	31	87	7	82	38	86
Guard	13	42	10	75	23	57
Raise	18	43	9	39	27	42
Wick / Soft Peeling	3	50	0	-	3	50
Freeze	1	0	0	-	1	0
Takeout	91	51	75	56	166	53
Hit and Roll	23	54	12	56	35	55
Clearing	9	44	15	43	24	44
Double Takeout	6	50	4	25	10	40
Promotion Takeout	1	100	3	33	4	50
not considered	0	-	7	-	7	-
All Draws	192	53	117	51	309	53
All Takeouts	130	52	109	53	239	52
Total	322	53	226	52	548	52

#### LEGEND

F Female

M Male



## Cumulative Player Statistics by Team

Сводная статистика игроков по команде

As of THU 13 MAR 2014

### KOR - Republic of Korea

KIM Myung-Jin		M		Fourth Skip		Right-handed	
Type	In-turn	%	Out-turn	%	Total	%	
Draw	33	30	35	26	68	28	
Front	0	-	1	100	1	100	
Guard	7	79	11	80	18	79	
Raise	5	90	5	65	10	78	
Wick / Soft Peeling	2	75	0	-	2	75	
Freeze	0	-	0	-	0	-	
Takeout	14	50	7	64	21	55	
Hit and Roll	2	63	1	50	3	58	
Clearing	2	100	2	0	4	50	
Double Takeout	3	50	0	-	3	50	
Promotion Takeout not considered	0	-	0	-	0	-	
All Draws	47	46	52	43	99	44	
All Takeouts	21	56	10	50	31	54	
Total	68	49	62	44	130	47	

KIM Jong-Pan		M		Third Vice		Right-handed	
Type	In-turn	%	Out-turn	%	Total	%	
Draw	33	33	25	43	58	38	
Front	0	-	0	-	0	-	
Guard	4	25	5	65	9	47	
Raise	7	25	5	15	12	21	
Wick / Soft Peeling	1	50	1	100	2	75	
Freeze	0	-	0	-	0	-	
Takeout	18	56	9	72	27	61	
Hit and Roll	7	75	4	69	11	73	
Clearing	1	50	3	67	4	63	
Double Takeout	6	46	1	50	7	46	
Promotion Takeout not considered	2	0	1	0	3	0	
All Draws	45	32	36	44	81	37	
All Takeouts	34	54	18	65	52	58	
Total	79	41	54	51	133	45	

SEO Soon-Seok		M		Second		Right-handed	
Type	In-turn	%	Out-turn	%	Total	%	
Draw	32	45	31	38	63	42	
Front	1	100	1	100	2	100	
Guard	4	44	2	88	6	58	
Raise	4	25	3	50	7	36	
Wick / Soft Peeling	0	-	0	-	0	-	
Freeze	0	-	0	-	0	-	
Takeout	20	83	18	67	38	75	
Hit and Roll	2	38	2	50	4	44	
Clearing	7	79	2	50	9	72	
Double Takeout	3	67	1	0	4	50	
Promotion Takeout not considered	1	100	0	-	1	100	
All Draws	41	45	37	43	78	44	
All Takeouts	33	78	23	61	56	71	
Total	74	59	60	50	134	55	

KANG Mi-Suk		F		Lead		Right-handed	
Type	In-turn	%	Out-turn	%	Total	%	
Draw	50	69	27	43	77	59	
Front	28	65	12	71	40	67	
Guard	1	100	0	-	1	100	
Raise	3	17	1	75	4	31	
Wick / Soft Peeling	0	-	1	0	1	0	
Freeze	0	-	0	-	0	-	
Takeout	9	78	0	-	9	78	
Hit and Roll	1	75	0	-	1	75	
Clearing	0	-	0	-	0	-	
Double Takeout	0	-	0	-	0	-	
Promotion Takeout not considered	0	-	0	-	0	-	
All Draws	82	66	41	51	123	61	
All Takeouts	10	78	0	-	10	78	
Total	92	67	41	51	133	62	

YUN Hee Kyeong		F		Alternate		Right-handed	
Type	In-turn	%	Out-turn	%	Total	%	
Draw	0	-	0	-	0	-	
Front	0	-	0	-	0	-	
Guard	0	-	0	-	0	-	
Raise	0	-	0	-	0	-	
Wick / Soft Peeling	0	-	0	-	0	-	
Freeze	0	-	0	-	0	-	
Takeout	0	-	0	-	0	-	
Hit and Roll	0	-	0	-	0	-	
Clearing	0	-	0	-	0	-	
Double Takeout	0	-	0	-	0	-	
Promotion Takeout not considered	0	-	0	-	0	-	
All Draws	0	-	0	-	0	-	
All Takeouts	0	-	0	-	0	-	
Total	0	-	0	-	0	-	

Team: KOR - Republic of Korea

Type	In-turn	%	Out-turn	%	Total	%
Draw	148	47	118	37	266	42
Front	29	66	14	75	43	69
Guard	16	58	18	76	34	68
Raise	19	41	14	45	33	42
Wick / Soft Peeling	3	67	2	50	5	60
Freeze	0	-	0	-	0	-
Takeout	61	66	34	68	95	67
Hit and Roll	12	67	7	61	19	64
Clearing	10	80	7	43	17	65
Double Takeout	12	52	2	25	14	48
Promotion Takeout not considered	3	33	1	0	4	25
All Draws	215	50	166	45	381	48
All Takeouts	98	65	51	60	149	63
Total	313	55	217	49	530	52

#### LEGEND

F Female

M Male



## Cumulative Player Statistics by Team

Сводная статистика игроков по команде

As of THU 13 MAR 2014

### NOR - Norway

LORENTSEN Rune		M	Fourth Skip		Right-handed	
Type	In-turn	%	Out-turn	%	Total	%
Draw	29	34	13	58	42	42
Front	0	-	0	-	0	-
Guard	7	68	5	40	12	56
Raise	12	23	9	42	21	31
Wick / Soft Peeling	0	-	0	-	0	-
Freeze	0	-	0	-	0	-
Takeout	25	62	14	46	39	56
Hit and Roll	3	92	1	75	4	88
Clearing	1	100	1	0	2	50
Double Takeout	4	69	3	50	7	61
Promotion Takeout	3	33	2	0	5	20
not considered	0	-	4	-	4	-
All Draws	48	36	27	49	75	41
All Takeouts	36	64	21	42	57	56
Total	84	48	48	46	132	47

STORDAHL Jostein		M	Third Vice		Right-handed	
Type	In-turn	%	Out-turn	%	Total	%
Draw	20	46	31	31	51	37
Front	1	0	0	-	1	0
Guard	7	61	4	69	11	64
Raise	5	80	4	31	9	58
Wick / Soft Peeling	0	-	0	-	0	-
Freeze	0	-	0	-	0	-
Takeout	28	63	15	33	43	52
Hit and Roll	9	67	2	38	11	61
Clearing	6	58	3	83	9	67
Double Takeout	1	50	2	50	3	50
Promotion Takeout	1	100	0	-	1	100
not considered	0	-	0	-	0	-
All Draws	33	53	39	35	72	43
All Takeouts	45	63	22	42	67	56
Total	78	59	61	37	139	49

SAMDAL Anne Mette		F	Second		Right-handed	
Type	In-turn	%	Out-turn	%	Total	%
Draw	24	49	22	41	46	45
Front	3	100	5	100	8	100
Guard	13	40	3	67	16	45
Raise	4	44	5	40	9	42
Wick / Soft Peeling	1	100	0	-	1	100
Freeze	0	-	0	-	0	-
Takeout	16	47	11	36	27	43
Hit and Roll	4	81	1	0	5	65
Clearing	12	50	4	63	16	53
Double Takeout	5	70	1	50	6	67
Promotion Takeout	0	-	0	-	0	-
not considered	0	-	0	-	0	-
All Draws	45	51	35	51	80	51
All Takeouts	37	55	17	41	54	50
Total	82	52	52	48	134	51

RAFDAL Terje		M	Lead		Right-handed	
Type	In-turn	%	Out-turn	%	Total	%
Draw	33	59	14	41	47	54
Front	41	69	13	79	54	71
Guard	3	58	0	-	3	58
Raise	2	75	1	0	3	50
Wick / Soft Peeling	2	0	0	-	2	0
Freeze	0	-	0	-	0	-
Takeout	21	62	0	-	21	62
Hit and Roll	0	-	0	-	0	-
Clearing	0	-	0	-	0	-
Double Takeout	0	-	0	-	0	-
Promotion Takeout	0	-	0	-	0	-
not considered	1	-	3	-	4	-
All Draws	81	63	28	57	109	61
All Takeouts	21	62	0	-	21	62
Total	102	63	28	57	130	62

LOECHEN Sissel		F	Alternate		Both-handed	
Type	In-turn	%	Out-turn	%	Total	%
Draw	4	50	3	67	7	57
Front	3	67	0	-	3	67
Guard	1	0	0	-	1	0
Raise	0	-	0	-	0	-
Wick / Soft Peeling	0	-	0	-	0	-
Freeze	0	-	0	-	0	-
Takeout	0	-	1	100	1	100
Hit and Roll	0	-	0	-	0	-
Clearing	0	-	0	-	0	-
Double Takeout	0	-	0	-	0	-
Promotion Takeout	0	-	0	-	0	-
not considered	0	-	0	-	0	-
All Draws	8	50	3	67	11	55
All Takeouts	0	-	1	100	1	100
Total	8	50	4	75	12	58

Team: NOR - Norway

Type	In-turn	%	Out-turn	%	Total	%
Draw	110	48	83	41	193	45
Front	48	69	18	85	66	73
Guard	31	52	12	56	43	53
Raise	23	43	19	37	42	40
Wick / Soft Peeling	3	33	0	-	3	33
Freeze	0	-	0	-	0	-
Takeout	90	59	41	40	131	53
Hit and Roll	16	75	4	38	20	68
Clearing	19	55	8	63	27	57
Double Takeout	10	68	6	50	16	61
Promotion Takeout	4	50	2	0	6	33
not considered	1	-	7	-	8	-
All Draws	215	52	132	48	347	51
All Takeouts	139	61	61	43	200	55
Total	354	56	193	46	547	52

#### LEGEND

F Female

M Male



## Cumulative Player Statistics by Team

Сводная статистика игроков по команде

As of THU 13 MAR 2014

### RUS - Russian Federation

SMIRNOV Andrey		M		Fourth Skip		Right-handed	
Type	In-turn	%	Out-turn	%	Total	%	
Draw	22	48	26	55	48	52	
Front	1	100	0	-	1	100	
Guard	7	57	6	96	13	75	
Raise	4	75	3	33	7	57	
Wick / Soft Peeling	0	-	0	-	0	-	
Freeze	0	-	0	-	0	-	
Takeout	33	79	12	67	45	76	
Hit and Roll	2	50	0	-	2	50	
Clearing	5	60	3	33	8	50	
Double Takeout	2	38	4	75	6	63	
Promotion Takeout	2	25	3	50	5	40	
not considered	0	-	3	-	3	-	
All Draws	34	54	35	60	69	57	
All Takeouts	44	71	22	61	66	68	
Total	78	64	57	61	135	62	

SHEVCHENKO Alexander		M		Third		Right-handed	
Type	In-turn	%	Out-turn	%	Total	%	
Draw	55	53	22	44	77	50	
Front	5	60	3	92	8	72	
Guard	4	69	3	42	7	57	
Raise	1	0	6	25	7	21	
Wick / Soft Peeling	0	-	0	-	0	-	
Freeze	0	-	0	-	0	-	
Takeout	18	61	9	61	27	61	
Hit and Roll	0	-	2	25	2	25	
Clearing	6	50	2	50	8	50	
Double Takeout	0	-	1	100	1	100	
Promotion Takeout	1	100	0	-	1	100	
not considered	1	-	3	-	4	-	
All Draws	65	53	34	45	99	51	
All Takeouts	25	60	14	57	39	59	
Total	90	55	48	48	138	53	

PAKHOMOVA Svetlana		F		Second		Right-handed	
Type	In-turn	%	Out-turn	%	Total	%	
Draw	23	39	12	35	35	38	
Front	1	75	0	-	1	75	
Guard	5	45	3	100	8	66	
Raise	6	79	4	0	10	48	
Wick / Soft Peeling	2	100	2	50	4	75	
Freeze	0	-	0	-	0	-	
Takeout	25	58	16	66	41	61	
Hit and Roll	1	0	0	-	1	0	
Clearing	5	60	4	63	9	61	
Double Takeout	0	-	0	-	0	-	
Promotion Takeout	0	-	1	0	1	0	
not considered	0	-	0	-	0	-	
All Draws	37	51	21	39	58	47	
All Takeouts	31	56	21	62	52	59	
Total	68	53	42	51	110	52	

ROMANOV Marat		M		Lead Vice		Right-handed	
Type	In-turn	%	Out-turn	%	Total	%	
Draw	32	60	22	34	54	50	
Front	10	80	5	95	15	85	
Guard	7	64	2	25	9	56	
Raise	4	56	4	25	8	41	
Wick / Soft Peeling	0	-	0	-	0	-	
Freeze	0	-	0	-	0	-	
Takeout	27	65	18	72	45	68	
Hit and Roll	0	-	0	-	0	-	
Clearing	5	60	4	88	9	72	
Double Takeout	0	-	0	-	0	-	
Promotion Takeout	0	-	0	-	0	-	
not considered	0	-	2	-	2	-	
All Draws	53	64	33	42	86	56	
All Takeouts	32	64	22	75	54	69	
Total	85	64	55	55	140	61	

SLESARENKO Oxana		F		Alternate		Right-handed	
Type	In-turn	%	Out-turn	%	Total	%	
Draw	2	63	3	75	5	70	
Front	0	-	0	-	0	-	
Guard	0	-	4	13	4	13	
Raise	3	42	1	0	4	31	
Wick / Soft Peeling	0	-	0	-	0	-	
Freeze	0	-	0	-	0	-	
Takeout	5	40	8	44	13	42	
Hit and Roll	0	-	0	-	0	-	
Clearing	2	0	1	100	3	33	
Double Takeout	1	50	0	-	1	50	
Promotion Takeout	1	100	1	0	2	50	
not considered	0	-	0	-	0	-	
All Draws	5	50	8	34	13	40	
All Takeouts	9	39	10	45	19	42	
Total	14	43	18	40	32	41	

Team: RUS - Russian Federation

Type	In-turn	%	Out-turn	%	Total	%
Draw	134	51	85	45	219	49
Front	17	75	8	94	25	81
Guard	23	59	18	61	41	60
Raise	18	63	18	19	36	41
Wick / Soft Peeling	2	100	2	50	4	75
Freeze	0	-	0	-	0	-
Takeout	108	66	63	64	171	65
Hit and Roll	3	33	2	25	5	30
Clearing	23	52	14	64	37	57
Double Takeout	3	42	5	80	8	66
Promotion Takeout	4	63	5	30	9	44
not considered	1	-	8	-	9	-
All Draws	194	56	131	47	325	52
All Takeouts	141	62	89	62	230	62
Total	335	59	220	53	555	56

#### LEGEND

F Female

M Male



## Cumulative Player Statistics by Team

Сводная статистика игроков по команде

As of THU 13 MAR 2014

### SVK - Slovakia

DURIS Radoslav		M		Fourth Skip		Right-handed	
Type	In-turn	%	Out-turn	%	Total	%	
Draw	25	38	12	25	37	34	
Front	0	-	0	-	0	-	
Guard	5	80	6	25	11	50	
Raise	10	63	6	17	16	45	
Wick / Soft Peeling	0	-	0	-	0	-	
Freeze	0	-	0	-	0	-	
Takeout	28	41	15	38	43	40	
Hit and Roll	2	25	5	70	7	57	
Clearing	3	100	0	-	3	100	
Double Takeout	6	58	1	0	7	50	
Promotion Takeout	1	0	1	50	2	25	
not considered	0	-	1	-	1	-	
All Draws	40	49	24	23	64	39	
All Takeouts	40	46	22	44	62	46	
Total	80	48	46	33	126	42	

JAKUBEC Branislav		M		Third Vice		Right-handed	
Type	In-turn	%	Out-turn	%	Total	%	
Draw	38	45	17	25	55	39	
Front	0	-	0	-	0	-	
Guard	6	58	4	94	10	73	
Raise	2	75	3	33	5	50	
Wick / Soft Peeling	0	-	0	-	0	-	
Freeze	0	-	0	-	0	-	
Takeout	19	58	19	61	38	59	
Hit and Roll	2	63	1	0	3	42	
Clearing	5	90	3	58	8	78	
Double Takeout	4	38	6	46	10	43	
Promotion Takeout	2	50	3	0	5	20	
not considered	0	-	0	-	0	-	
All Draws	46	48	24	38	70	44	
All Takeouts	32	60	32	50	64	55	
Total	78	53	56	45	134	49	

PITONAK Dusan		M		Second		Right-handed	
Type	In-turn	%	Out-turn	%	Total	%	
Draw	31	35	18	53	49	42	
Front	0	-	0	-	0	-	
Guard	3	50	3	33	6	42	
Raise	6	71	2	75	8	72	
Wick / Soft Peeling	1	100	0	-	1	100	
Freeze	0	-	0	-	0	-	
Takeout	33	52	14	64	47	55	
Hit and Roll	2	50	1	100	3	67	
Clearing	9	44	2	50	11	45	
Double Takeout	4	75	1	50	5	70	
Promotion Takeout	1	100	3	25	4	44	
not considered	0	-	0	-	0	-	
All Draws	41	43	23	52	64	46	
All Takeouts	49	53	21	58	70	55	
Total	90	49	44	55	134	51	

KUNKELOVA Monika		F		Lead		Right-handed	
Type	In-turn	%	Out-turn	%	Total	%	
Draw	36	36	8	13	44	32	
Front	17	81	3	100	20	84	
Guard	2	50	1	50	3	50	
Raise	1	75	0	-	1	75	
Wick / Soft Peeling	0	-	0	-	0	-	
Freeze	0	-	0	-	0	-	
Takeout	17	38	2	50	19	39	
Hit and Roll	0	-	0	-	0	-	
Clearing	0	-	0	-	0	-	
Double Takeout	1	0	0	-	1	0	
Promotion Takeout	0	-	0	-	0	-	
not considered	0	-	0	-	0	-	
All Draws	56	51	12	38	68	49	
All Takeouts	18	36	2	50	20	38	
Total	74	47	14	39	88	46	

KANOVA Alena		F		Alternate		Right-handed	
Type	In-turn	%	Out-turn	%	Total	%	
Draw	19	34	10	53	29	41	
Front	4	25	4	75	8	50	
Guard	1	75	0	-	1	75	
Raise	1	0	0	-	1	0	
Wick / Soft Peeling	0	-	0	-	0	-	
Freeze	0	-	0	-	0	-	
Takeout	9	33	0	-	9	33	
Hit and Roll	0	-	0	-	0	-	
Clearing	0	-	0	-	0	-	
Double Takeout	0	-	0	-	0	-	
Promotion Takeout	0	-	0	-	0	-	
not considered	0	-	2	-	2	-	
All Draws	25	33	14	59	39	42	
All Takeouts	9	33	0	-	9	33	
Total	34	33	14	59	48	41	

Team: SVK - Slovakia

Type	In-turn	%	Out-turn	%	Total	%	
Draw	149	38	65	35	214	37	
Front	21	70	7	86	28	74	
Guard	17	63	14	48	31	56	
Raise	20	64	11	32	31	52	
Wick / Soft Peeling	1	100	0	-	1	100	
Freeze	0	-	0	-	0	-	
Takeout	106	46	50	55	156	49	
Hit and Roll	6	46	7	64	13	56	
Clearing	17	68	5	55	22	65	
Double Takeout	15	53	8	41	23	49	
Promotion Takeout	4	50	7	18	11	30	
not considered	0	-	3	-	3	-	
All Draws	208	46	97	40	305	44	
All Takeouts	148	49	77	51	225	50	
Total	356	48	174	45	530	47	

#### LEGEND

F Female

M Male



## Cumulative Player Statistics by Team

Сводная статистика игроков по команде

As of THU 13 MAR 2014

### SWE - Sweden

JUNGNELL Jalle		M		Fourth Skip		Right-handed	
Type	In-turn	%	Out-turn	%	Total	%	
Draw	33	38	28	37	61	37	
Front	0	-	0	-	0	-	
Guard	15	83	7	64	22	77	
Raise	6	33	5	40	11	36	
Wick / Soft Peeling	2	50	0	-	2	50	
Freeze	0	-	0	-	0	-	
Takeout	12	71	6	17	18	53	
Hit and Roll	7	64	3	58	10	63	
Clearing	1	0	0	-	1	0	
Double Takeout	3	33	3	33	6	33	
Promotion Takeout	3	0	0	-	3	0	
not considered	0	-	1	-	1	-	
All Draws	56	50	40	42	96	47	
All Takeouts	26	54	12	31	38	47	
Total	82	51	52	39	134	47	

IKONEN Glenn		M		Third Vice		Right-handed	
Type	In-turn	%	Out-turn	%	Total	%	
Draw	24	44	31	35	55	39	
Front	1	100	0	-	1	100	
Guard	8	53	3	33	11	48	
Raise	3	33	6	67	9	56	
Wick / Soft Peeling	1	100	0	-	1	100	
Freeze	0	-	0	-	0	-	
Takeout	14	54	16	59	30	57	
Hit and Roll	3	42	3	17	6	29	
Clearing	9	33	5	30	14	32	
Double Takeout	2	50	2	75	4	63	
Promotion Takeout	1	0	2	100	3	67	
not considered	0	-	0	-	0	-	
All Draws	37	48	40	40	77	44	
All Takeouts	29	44	28	54	57	49	
Total	66	46	68	46	134	46	

KALLIN Patrik		M		Second		Right-handed	
Type	In-turn	%	Out-turn	%	Total	%	
Draw	25	52	23	46	48	49	
Front	1	100	1	100	2	100	
Guard	10	80	7	68	17	75	
Raise	7	61	5	15	12	42	
Wick / Soft Peeling	0	-	1	100	1	100	
Freeze	0	-	0	-	0	-	
Takeout	29	70	7	71	36	70	
Hit and Roll	3	92	3	67	6	79	
Clearing	9	56	2	100	11	64	
Double Takeout	1	100	0	-	1	100	
Promotion Takeout	0	-	1	0	1	0	
not considered	0	-	0	-	0	-	
All Draws	43	61	37	49	80	55	
All Takeouts	42	69	13	69	55	69	
Total	85	65	50	54	135	61	

ULANDER Kicki		F		Lead		Right-handed	
Type	In-turn	%	Out-turn	%	Total	%	
Draw	48	60	21	54	69	58	
Front	16	78	16	63	32	70	
Guard	1	75	2	75	3	75	
Raise	1	0	1	75	2	38	
Wick / Soft Peeling	2	100	0	-	2	100	
Freeze	0	-	0	-	0	-	
Takeout	23	61	1	100	24	63	
Hit and Roll	1	50	0	-	1	50	
Clearing	1	100	0	-	1	100	
Double Takeout	1	50	0	-	1	50	
Promotion Takeout	0	-	1	0	1	0	
not considered	0	-	2	-	2	-	
All Draws	68	65	40	59	108	63	
All Takeouts	26	62	2	50	28	61	
Total	94	64	42	58	136	62	

REPPE Zandra		F		Alternate		Right-handed	
Type	In-turn	%	Out-turn	%	Total	%	
Draw	0	-	0	-	0	-	
Front	4	75	0	-	4	75	
Guard	0	-	0	-	0	-	
Raise	0	-	0	-	0	-	
Wick / Soft Peeling	0	-	0	-	0	-	
Freeze	0	-	0	-	0	-	
Takeout	0	-	0	-	0	-	
Hit and Roll	0	-	0	-	0	-	
Clearing	0	-	0	-	0	-	
Double Takeout	0	-	0	-	0	-	
Promotion Takeout	0	-	0	-	0	-	
not considered	0	-	0	-	0	-	
All Draws	4	75	0	-	4	75	
All Takeouts	0	-	0	-	0	-	
Total	4	75	0	-	4	75	

Team: SWE - Sweden

Type	In-turn	%	Out-turn	%	Total	%
Draw	130	50	103	42	233	46
Front	22	80	17	65	39	73
Guard	34	75	19	62	53	70
Raise	17	43	17	44	34	43
Wick / Soft Peeling	5	80	1	100	6	83
Freeze	0	-	0	-	0	-
Takeout	78	64	30	55	108	62
Hit and Roll	14	64	9	47	23	58
Clearing	20	45	7	50	27	46
Double Takeout	7	50	5	50	12	50
Promotion Takeout	4	0	4	50	8	25
not considered	0	-	3	-	3	-
All Draws	208	57	157	47	365	53
All Takeouts	123	58	55	52	178	56
Total	331	58	212	49	543	54

#### LEGEND

F Female

M Male



## Cumulative Player Statistics by Team

Сводная статистика игроков по команде

As of THU 13 MAR 2014

### USA - United States of America

McDONALD Patrick		M Fourth Skip		Right-handed		
Type	In-turn	%	Out-turn	%	Total	%
Draw	35	41	29	60	64	50
Front	0	-	0	-	0	-
Guard	7	71	4	75	11	73
Raise	10	38	9	31	19	34
Wick / Soft Peeling	1	75	1	0	2	38
Freeze	0	-	0	-	0	-
Takeout	14	75	7	43	21	64
Hit and Roll	4	75	3	17	7	50
Clearing	0	-	3	33	3	33
Double Takeout	4	13	2	0	6	8
Promotion Takeout	2	25	1	0	3	17
not considered	0	-	1	-	1	-
All Draws	53	45	43	54	96	49
All Takeouts	24	60	16	28	40	48
Total	77	50	59	47	136	49

PALMER Dave		M Third Vice		Right-handed		
Type	In-turn	%	Out-turn	%	Total	%
Draw	42	45	24	38	66	42
Front	10	50	5	75	15	58
Guard	4	25	3	25	7	25
Raise	3	50	3	42	6	46
Wick / Soft Peeling	0	-	0	-	0	-
Freeze	0	-	0	-	0	-
Takeout	17	56	9	33	26	48
Hit and Roll	0	-	0	-	0	-
Clearing	1	100	1	50	2	75
Double Takeout	2	75	0	-	2	75
Promotion Takeout	0	-	0	-	0	-
not considered	0	-	2	-	2	-
All Draws	59	44	35	42	94	44
All Takeouts	20	60	10	35	30	52
Total	79	48	45	41	124	46

JOSEPH Jimmy		M Second		Right-handed		
Type	In-turn	%	Out-turn	%	Total	%
Draw	38	49	21	32	59	43
Front	0	-	0	-	0	-
Guard	7	57	5	35	12	48
Raise	2	0	1	0	3	0
Wick / Soft Peeling	1	50	1	50	2	50
Freeze	0	-	0	-	0	-
Takeout	11	68	20	81	31	77
Hit and Roll	5	90	7	57	12	71
Clearing	7	71	3	83	10	75
Double Takeout	4	50	3	33	7	43
Promotion Takeout	2	38	3	25	5	30
not considered	0	-	0	-	0	-
All Draws	48	48	28	32	76	42
All Takeouts	29	68	36	68	65	68
Total	77	56	64	52	141	54

GREELY Penny		F Lead		Right-handed		
Type	In-turn	%	Out-turn	%	Total	%
Draw	39	38	25	44	64	41
Front	9	83	5	60	14	75
Guard	3	92	0	-	3	92
Raise	4	19	1	0	5	15
Wick / Soft Peeling	1	0	1	50	2	25
Freeze	0	-	0	-	0	-
Takeout	15	53	10	50	25	52
Hit and Roll	6	79	7	68	13	73
Clearing	5	50	6	58	11	55
Double Takeout	1	50	1	100	2	75
Promotion Takeout	1	75	0	-	1	75
not considered	0	-	0	-	0	-
All Draws	56	46	32	45	88	46
All Takeouts	28	59	24	59	52	59
Total	84	51	56	51	140	51

LINO Meghan		F Alternate		Left-handed		
Type	In-turn	%	Out-turn	%	Total	%
Draw	1	0	3	42	4	31
Front	7	71	4	100	11	82
Guard	0	-	0	-	0	-
Raise	0	-	0	-	0	-
Wick / Soft Peeling	0	-	0	-	0	-
Freeze	0	-	0	-	0	-
Takeout	4	25	1	0	5	20
Hit and Roll	0	-	0	-	0	-
Clearing	0	-	0	-	0	-
Double Takeout	0	-	0	-	0	-
Promotion Takeout	0	-	0	-	0	-
not considered	0	-	2	-	2	-
All Draws	8	63	7	75	15	68
All Takeouts	4	25	1	0	5	20
Total	12	50	8	66	20	56

Team: USA - United States of America

Type	In-turn	%	Out-turn	%	Total	%
Draw	155	43	102	45	257	44
Front	26	67	14	77	40	71
Guard	21	61	12	46	33	55
Raise	19	32	14	29	33	30
Wick / Soft Peeling	3	42	3	33	6	38
Freeze	0	-	0	-	0	-
Takeout	61	60	47	58	108	59
Hit and Roll	15	82	17	54	32	67
Clearing	13	65	13	58	26	62
Double Takeout	11	41	6	33	17	38
Promotion Takeout	5	40	4	19	9	31
not considered	0	-	5	-	5	-
All Draws	224	47	145	46	369	46
All Takeouts	105	61	87	54	192	58
Total	329	51	232	49	561	50

#### LEGEND

F Female

M Male





THU 13 MAR 2014  
Start Time 15:30

## Session Results and Standings

Результаты сессии и текущее положение команд

Sheet	Game	Team	LSFE	1	2	3	4	5	6	7	8	Extra Ends	Total
A	9	GBR - Great Britain		0	0	1	0	0	1	1	X		3
	9	CHN - People's Republic of China	*	1	1	0	3	1	0	0	X		6
B	9	SVK - Slovakia	*	1	0	1	0	1	1	0	0		4
	9	RUS - Russian Federation		0	1	0	1	0	0	3	2		7
C	9	KOR - Republic of Korea		0	1	0	0	0	2	0	X		3
	9	SWE - Sweden	*	3	0	5	1	2	0	2	X		13
D	9	FIN - Finland	*	2	5	1	1	3	0	X	X		12
	9	CAN - Canada		0	0	0	0	0	1	X	X		1

## Standings after Round Robin

Rank	Team	Games	Wins	Losses			
1	RUS - Russian Federation	9	8	1	Q		
2	CAN - Canada	9	7	2	Q		
3	CHN - People's Republic of China	9	5	4	Q	w1	
4	GBR - Great Britain	9	5	4	Q	w0	
5	USA - United States of America	9	4	5		w1	DSC 67.20 cm
6	SVK - Slovakia	9	4	5		w1	DSC 84.85 cm
7	SWE - Sweden	9	4	5		w1	DSC 121.16 cm
8	NOR - Norway	9	3	6		w1	
9	KOR - Republic of Korea	9	3	6		w0	
10	FIN - Finland	9	2	7			

### LEGEND

**DSC** Draw Shot Challenge

**wx** Number of wins (x) against tied teams

**LSFE** (\*) Last stone first end

**X** Unplayed/unfinished end due to concession

**Q** Qualified for the semifinals



THU 13 MAR 2014  
Start Time 15:30

Round Robin Session 12 - Sheet A  
Круговой турнир, сессия 12 - Дорожка А

## Game Results

Результаты матча

Sheet	Game	Team	LSFE	1	2	3	4	5	6	7	8	Extra Ends	Total
A	9	GBR - Great Britain		0	0	1	0	0	1	1	X		3
	9	CHN - People's Republic of China	*	1	1	0	3	1	0	0	X		6

GBR - Great Britain		Game	All	
4 S	NEILSON Aileen	F	19%	47%
3 V	GAULT Jim	M	45%	62%
2	EWAN Gregor	M	30%	51%
1	MALONE Angie	F	73%	69%
A	McPHERSON Bob	M	41%	43%
Team Total			45%	52%

CHN - People's Republic of China		Game	All	
4 S	WANG Haitao	M	54%	55%
3 V	LIU Wei	M	62%	61%
2	ZHANG Qiang	M	64%	49%
1	XU Guangqin	F	17%	52%
A	HE Jun	M	-%	-%
Team Total			51%	54%

Time remaining: 8 minutes 16 seconds

Last Stone Draw: 18.3 cm

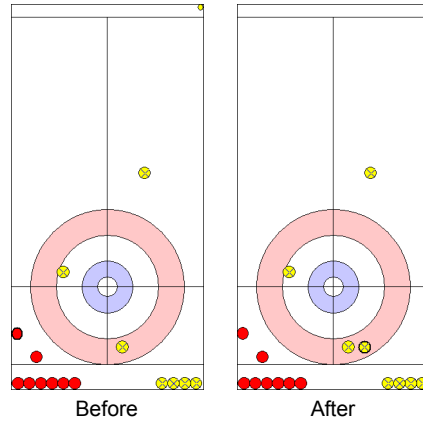
Time remaining: 14 minutes 25 seconds

Last Stone Draw: 21.5 cm

GBR chose to deliver the first stone in the first end  
McPHERSON B replaced NEILSON A at the beginning of end 5  
Revised line-up: (4 S) EWAN G, (3 V) GAULT J, (2) McPHERSON B, (1) MALONE A

### Most Important Shot:

After two missed Takeouts by the British team, the Chinese Skip WANG H made a simple Draw to the open house to score three points and take a 5-1 lead.



End: 4  
Team: CHN - China  
Player: WANG H  
Stone: Fourth, 2nd stone  
Task: Draw  
Handle: Out-turn  
Points: 100%

● GBR  
● CHN

### NOTE

Team position and functions are attached to each team member's name as follows:  
4 = Fourth, 3 = Third, 2 = Second, 1 = Lead, A = Alternate, S = Skip, V = Vice-Skip

### LEGEND

F Female

LSFE (\*) Last stone first end

M Male

X Unplayed/unfinished end due to concession



THU 13 MAR 2014  
Start Time 15:30

Round Robin Session 12 - Sheet A  
Круговой турнир, сессия 12 - Дорожка А

Game - Shot by Shot  
Матч - бросок за броском

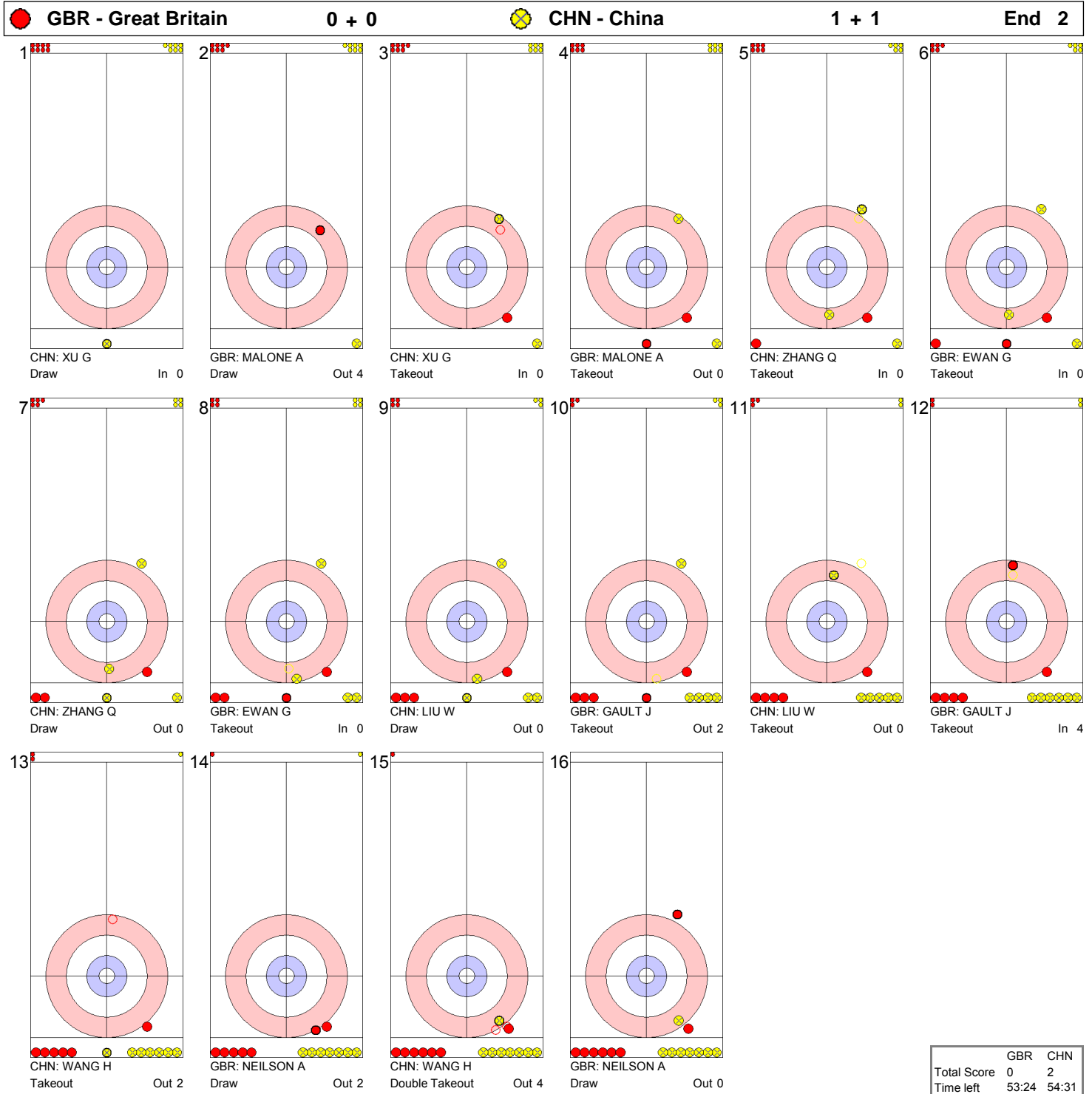




THU 13 MAR 2014  
Start Time 15:30

Round Robin Session 12 - Sheet A  
Круговой турнир, сессия 12 - Дорожка А

Game - Shot by Shot  
Матч - бросок за броском





THU 13 MAR 2014  
Start Time 15:30

Round Robin Session 12 - Sheet A  
Круговой турнир, сессия 12 - Дорожка А

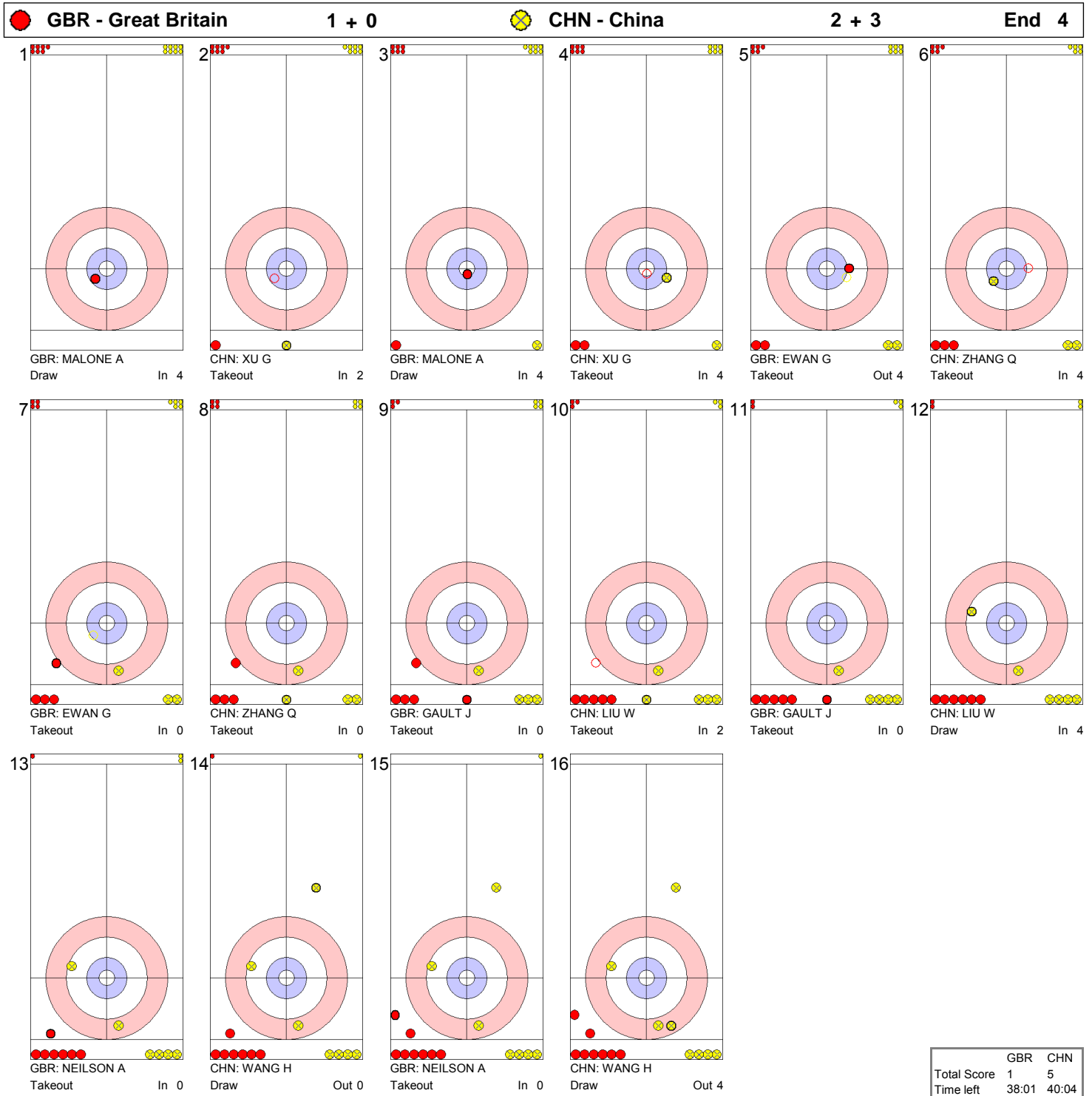
Game - Shot by Shot  
Матч - бросок за броском





**Game - Shot by Shot**

Матч - бросок за броском

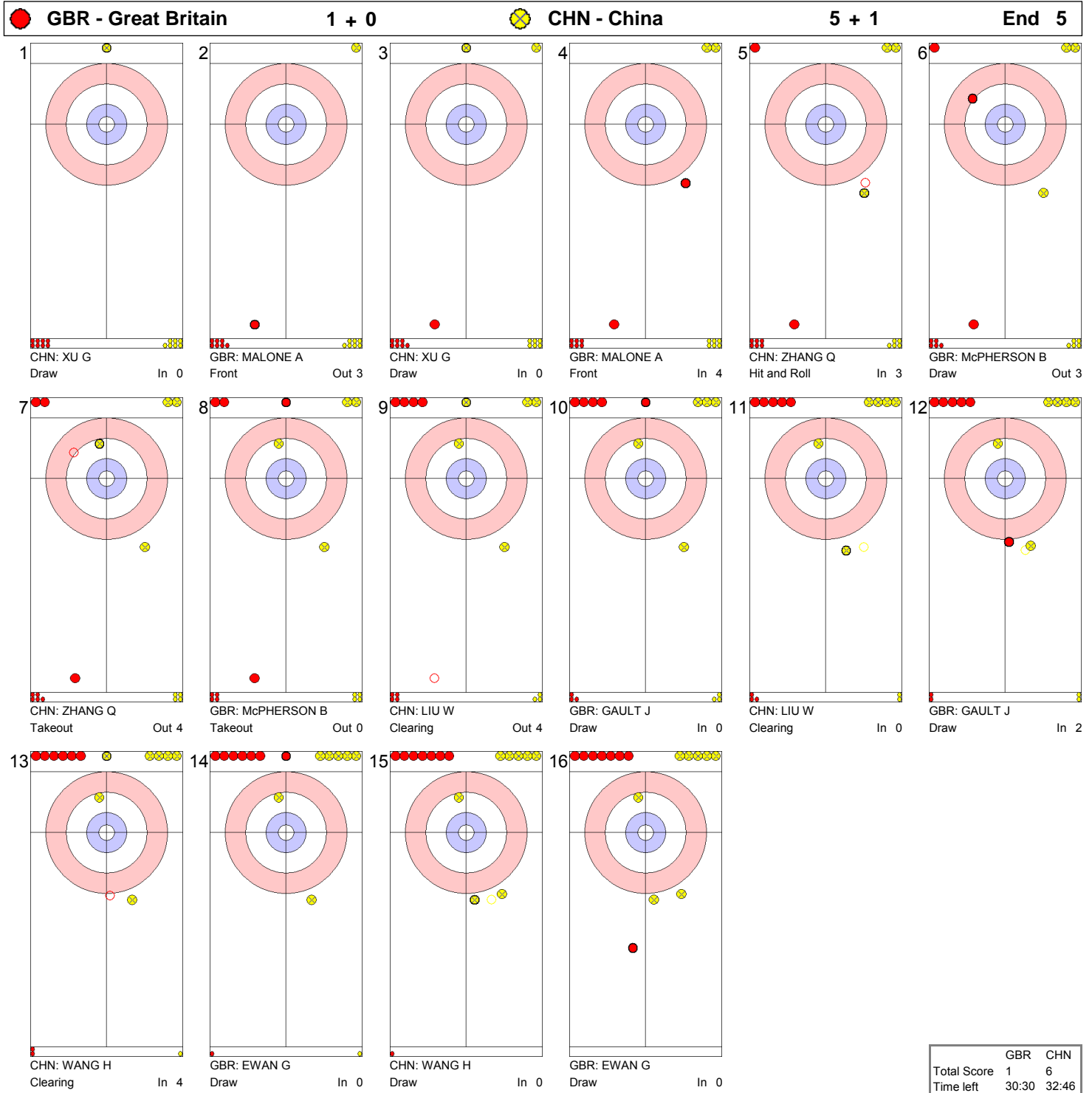




THU 13 MAR 2014  
Start Time 15:30

**Round Robin Session 12 - Sheet A**  
Круговой турнир, сессия 12 - Дорожка А

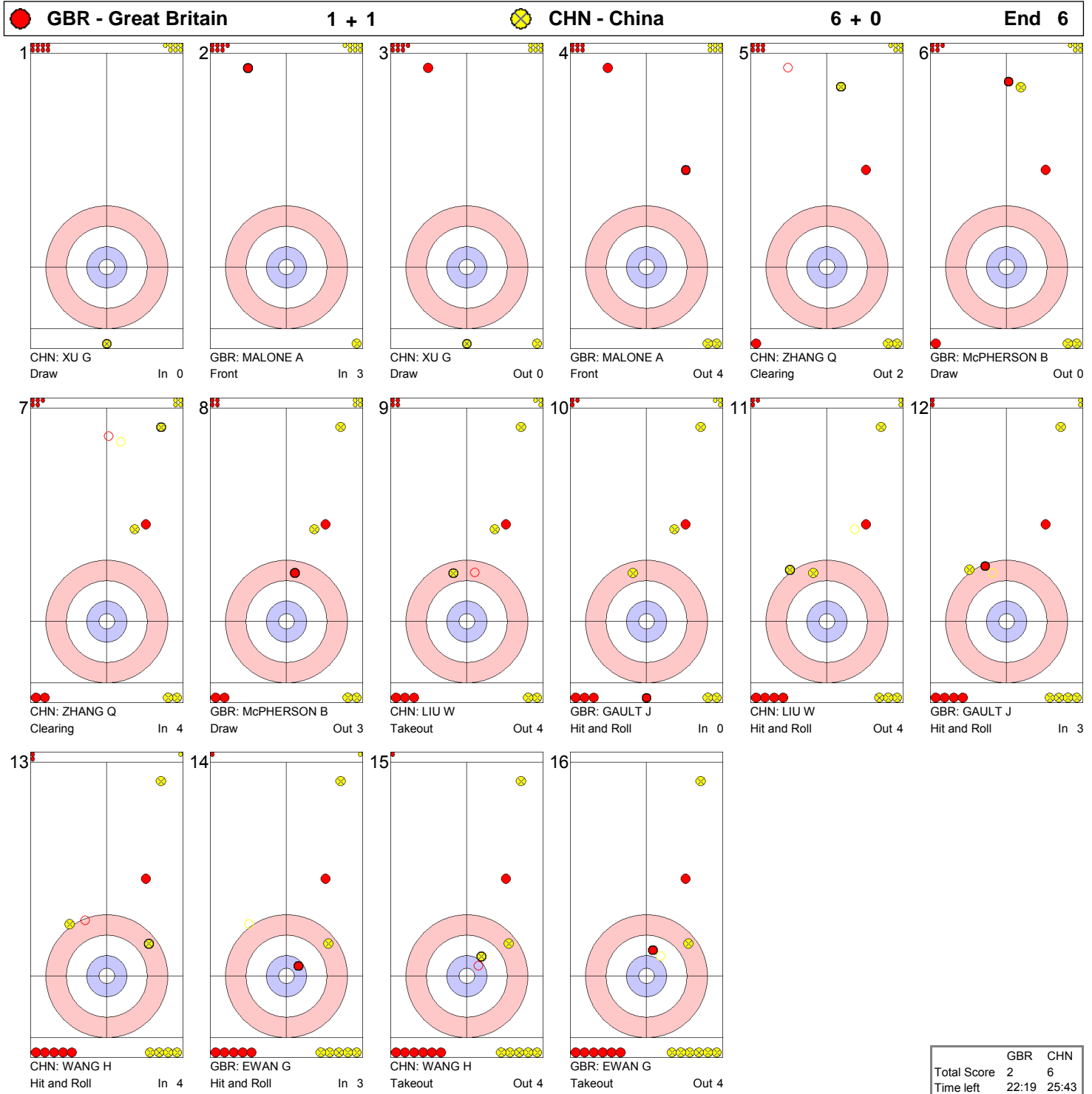
**Game - Shot by Shot**  
Матч - бросок за броском





THU 13 MAR 2014  
Start Time 15:30

Game - Shot by Shot  
Матч - бросок за броском







THU 13 MAR 2014  
Start Time 15:30

Round Robin Session 12 - Sheet A  
Круговой турнир, сессия 12 - Дорожка А

Game - Shot by Shot  
Матч - бросок за броском



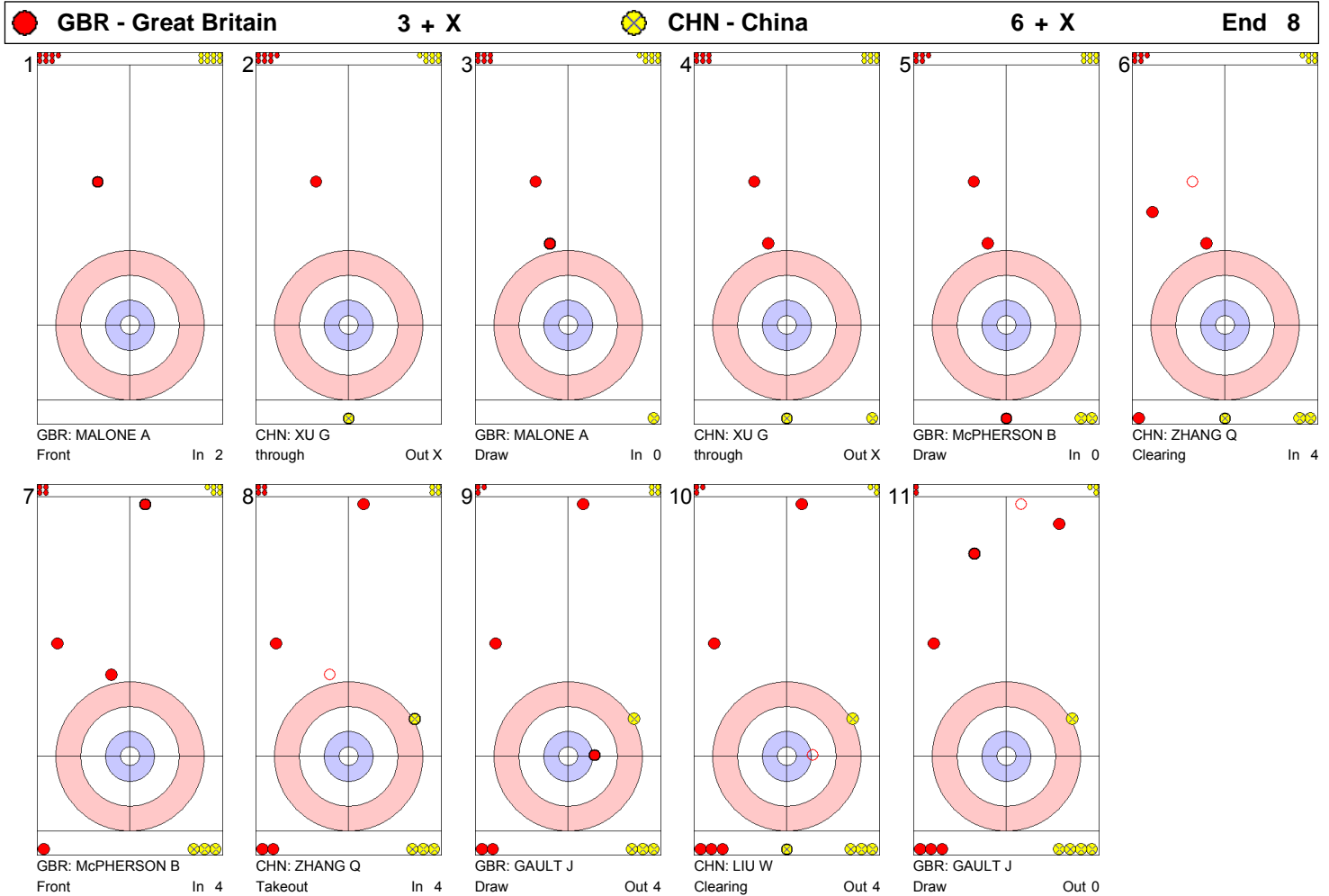


THU 13 MAR 2014  
Start Time 15:30

Round Robin Session 12 - Sheet A  
Круговой турнир, сессия 12 - Дорожка А

Game - Shot by Shot

Матч - бросок за броском



**NOTE**  
Points:  
4 = 100%  
3 = 75%  
2 = 50%  
1 = 25%  
0 = 0%  
X = not considered  
  
Handle:  
In Clockwise  
Out Counter-clockwise

**LEGEND**  
X Unfinished end due to concession

	GBR	CHN
Total Score	3	6
Time left	08:16	14:25



THU 13 MAR 2014  
Start Time 15:30

Round Robin Session 12 - Sheet B  
Круговой турнир, сессия 12 - Дорожка B

## Game Results

Результаты матча

Sheet	Game	Team	LSFE	1	2	3	4	5	6	7	8	Extra Ends	Total
B	9	SVK - Slovakia	*	1	0	1	0	1	1	0	0		4
	9	RUS - Russian Federation		0	1	0	1	0	0	3	2		7

SVK - Slovakia		Game	All
4 S	DURIS Radoslav	M	53 % 42 %
3 V	JAKUBEC Branislav	M	61 % 49 %
2	PITONAK Dusan	M	41 % 51 %
1	KUNKELOVA Monika	F	36 % 46 %
A	KANOVA Alena	F	- % 41 %
Team Total			48 % 47 %

RUS - Russian Federation		Game	All
4 S	SMIRNOV Andrey	M	67 % 62 %
3 V	ROMANOV Marat	M	55 % 61 %
2	PAKHOMOVA Svetlana	F	52 % 52 %
1	SHEVCHENKO Alexander	M	55 % 53 %
A	SLESARENKO Oxana	F	- % 41 %
Team Total			57 % 56 %

Time remaining: 18 minutes 53 seconds

Last Stone Draw: 69.3 cm

Time-out: end 7 - SVK stone 6

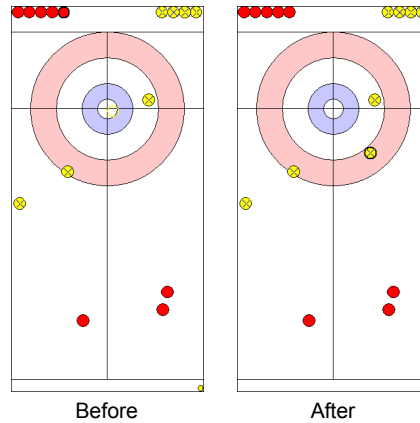
Time remaining: 11 minutes 35 seconds

Last Stone Draw: 185.4 cm (out)

Time-out: end 8 - RUS stone 5

### Most Important Shot:

Russian Skip SMIRNOV A made a Draw to the house to count three points to take a one point lead into the final end.



End: 7  
Team: RUS - Russia  
Player: SMIRNOV A  
Stone: Fourth, 2nd stone  
Task: Draw  
Handle: In-turn  
Points: 100%

● SVK  
● RUS

### NOTE

Team position and functions are attached to each team member's name as follows:  
4 = Fourth, 3 = Third, 2 = Second, 1 = Lead, A = Alternate, S = Skip, V = Vice-Skip

### LEGEND

F Female

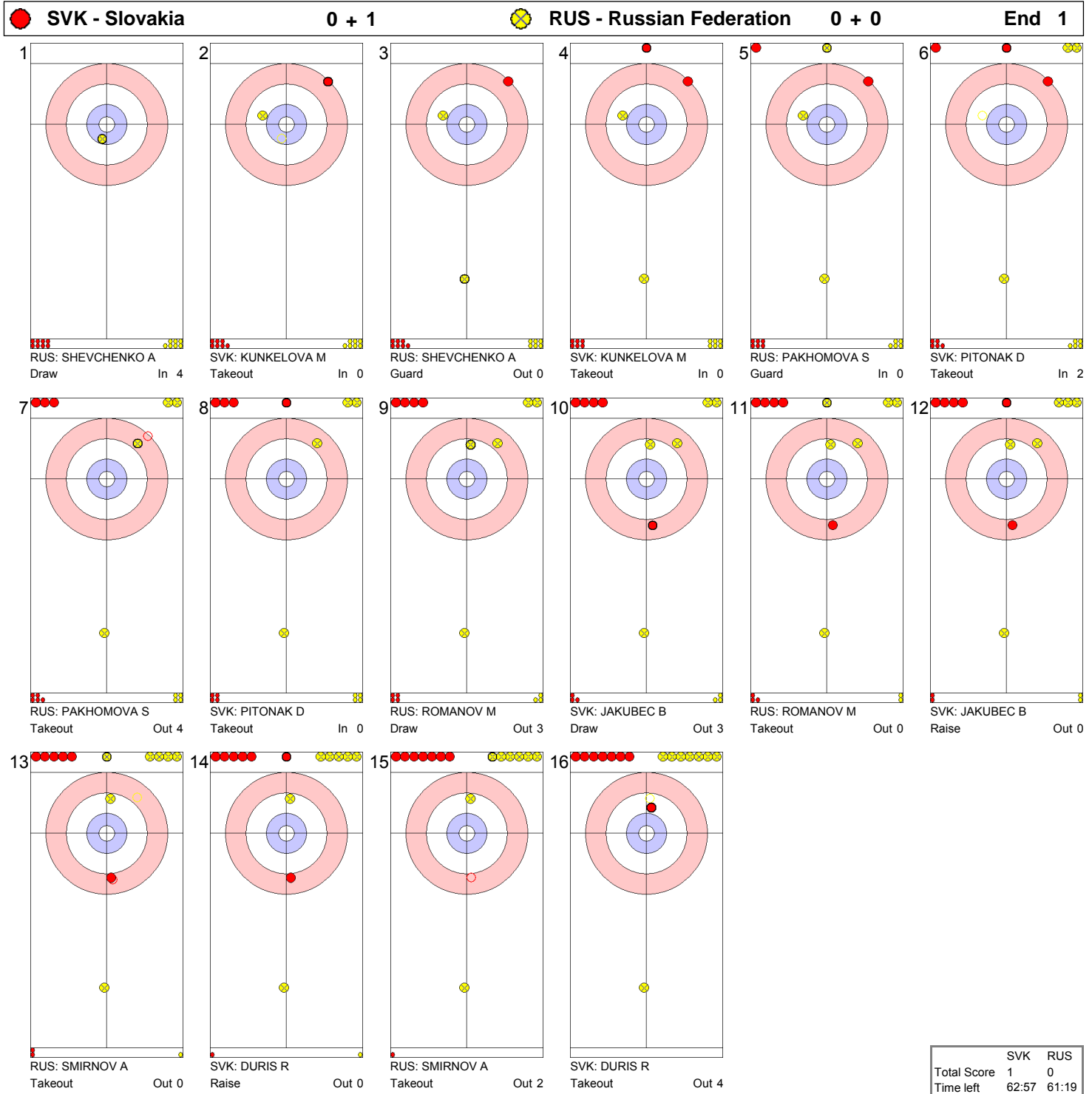
LSFE (\*) Last stone first end

M Male



THU 13 MAR 2014  
Start Time 15:30

**Game - Shot by Shot**  
Матч - бросок за броском



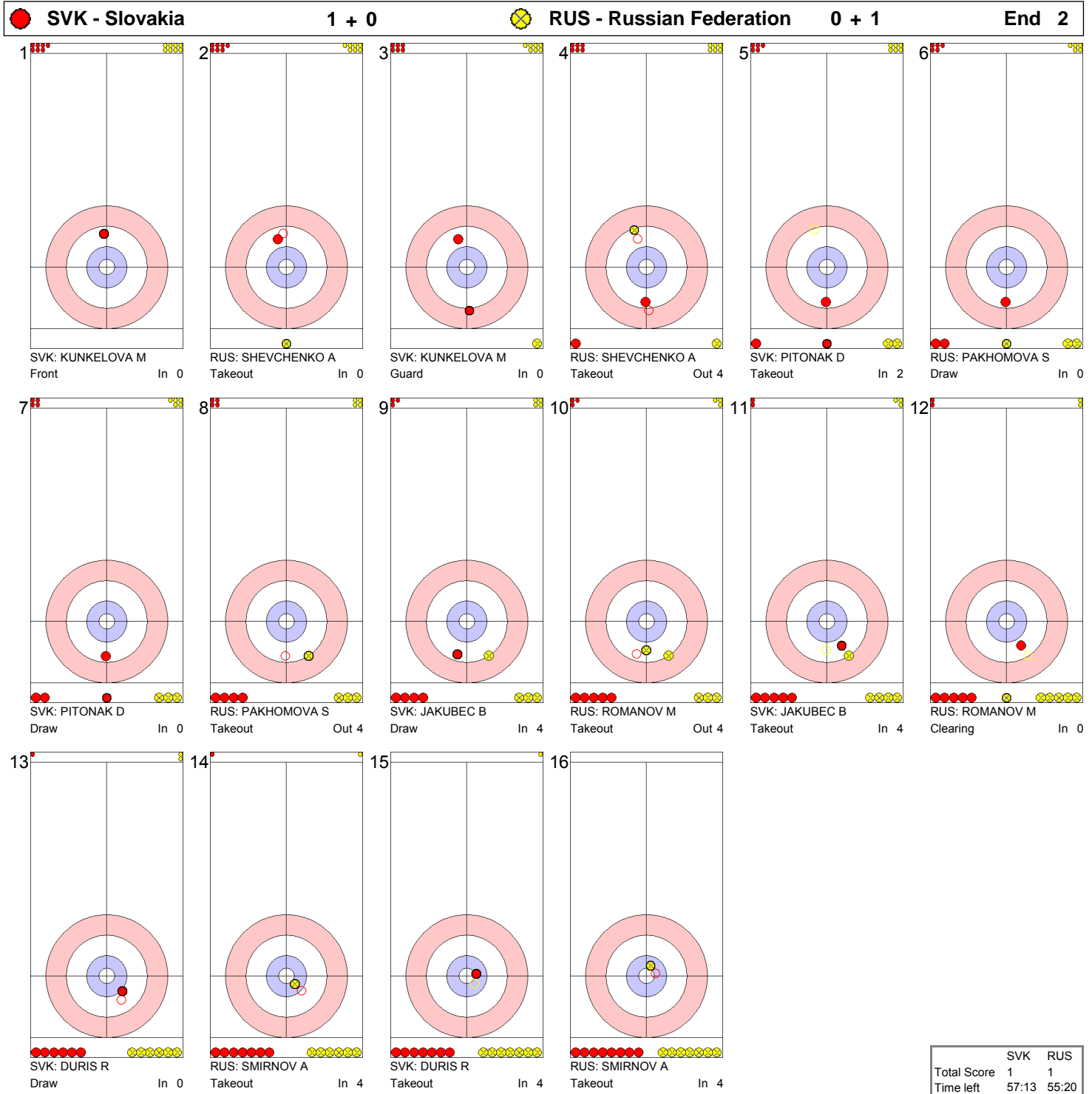


THU 13 MAR 2014  
Start Time 15:30

Round Robin Session 12 - Sheet B  
Круговой турнир, сессия 12 - Дорожка B

Game - Shot by Shot

Матч - бросок за броском





THU 13 MAR 2014  
Start Time 15:30

Round Robin Session 12 - Sheet B  
Круговой турнир, сессия 12 - Дорожка B

Game - Shot by Shot  
Матч - бросок за броском

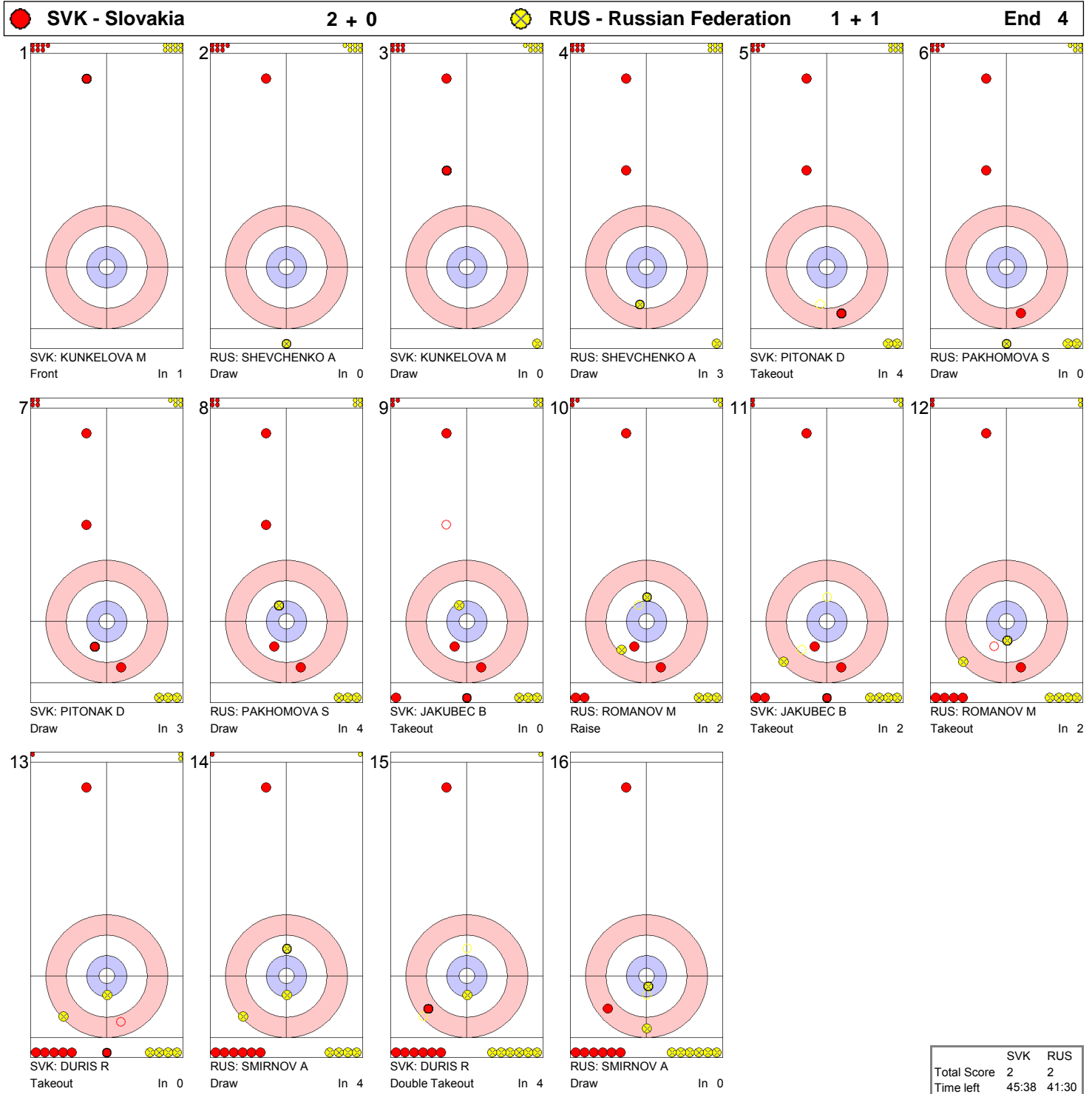




THU 13 MAR 2014  
Start Time 15:30

Round Robin Session 12 - Sheet B  
Круговой турнир, сессия 12 - Дорожка B

Game - Shot by Shot  
Матч - бросок за броском





THU 13 MAR 2014  
Start Time 15:30

Round Robin Session 12 - Sheet B  
Круговой турнир, сессия 12 - Дорожка B

Game - Shot by Shot  
Матч - бросок за броском







THU 13 MAR 2014  
Start Time 15:30

Round Robin Session 12 - Sheet B  
Круговой турнир, сессия 12 - Дорожка B

Game - Shot by Shot  
Матч - бросок за броском



	SVK	RUS
Total Score	4	2
Time left	33:49	27:28



THU 13 MAR 2014  
Start Time 15:30

Round Robin Session 12 - Sheet B  
Круговой турнир, сессия 12 - Дорожка B

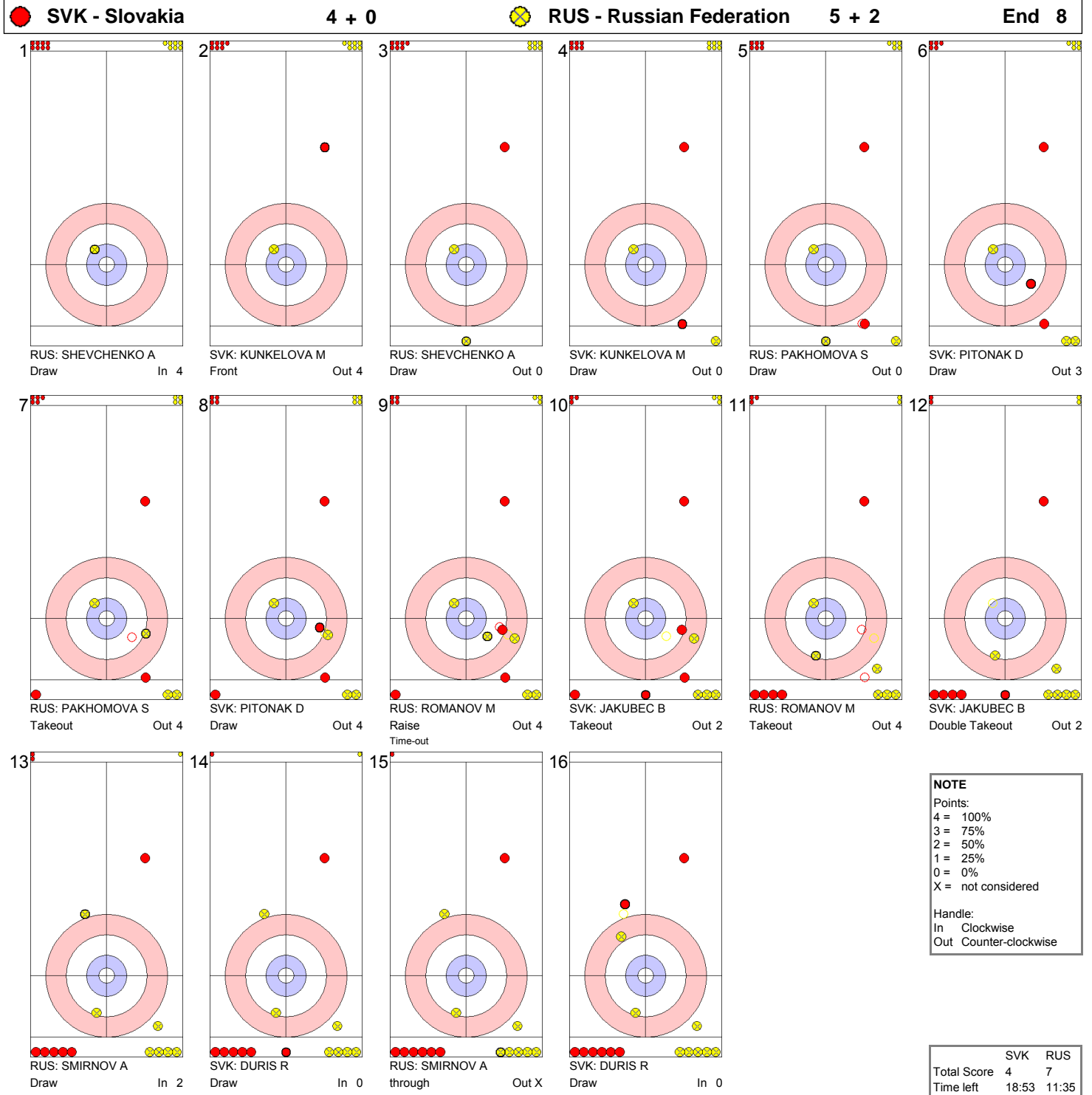
Game - Shot by Shot  
Матч - бросок за броском





THU 13 MAR 2014  
Start Time 15:30

Game - Shot by Shot  
Матч - бросок за броском





## Game Results

Результаты матча

Sheet	Game	Team	LSFE	1	2	3	4	5	6	7	8	Extra Ends	Total
C	9	KOR - Republic of Korea		0	1	0	0	0	2	0	X		3
	9	SWE - Sweden	*	3	0	5	1	2	0	2	X		13

KOR - Republic of Korea		Game	All
4 S	KIM Jong-Pan	M	25 % 45 %
3 V	SEO Soon-Seok	M	46 % 55 %
2	KIM Myung-Jin	M	45 % 47 %
1	KANG Mi-Suk	F	79 % 62 %
A	YUN Hee Kyeong	F	- % - %
Team Total			49 % 52 %

SWE - Sweden		Game	All
4 S	JUNGNELL Jalle	M	55 % 47 %
3	KALLIN Patrik	M	71 % 61 %
2 V	IKONEN Glenn	M	70 % 46 %
1	ULANDER Kicki	F	73 % 62 %
A	REPPE Zandra	F	- % 75 %
Team Total			67 % 54 %

Time remaining: 7 minutes 2 seconds

Last Stone Draw: 166.7 cm

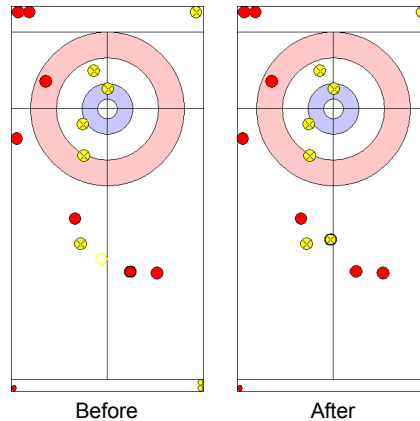
Time-out: end 6 - KOR stone 6

Time remaining: 12 minutes 18 seconds

Last Stone Draw: 16.5 cm

### Most Important Shot:

The Swedish Skip JUNGNELL J played with his first stone a perfect Guard to force the Korean Skip KIM J to execute a difficult Raise on one of his outside stones which he missed, giving Sweden the possibility to score five.



End: 3  
Team: SWE - Sweden  
Player: JUNGNELL J  
Stone: Fourth, 1st stone  
Task: Guard  
Handle: In-turn  
Points: 100%

● KOR  
● SWE

### NOTE

Team position and functions are attached to each team member's name as follows:  
4 = Fourth, 3 = Third, 2 = Second, 1 = Lead, A = Alternate, S = Skip, V = Vice-Skip

### LEGEND

F Female

LSFE (\*) Last stone first end

M Male

X Unplayed/unfinished end due to concession



THU 13 MAR 2014  
Start Time 15:30

Round Robin Session 12 - Sheet C  
Круговой турнир, сессия 12 - Дорожка C

Game - Shot by Shot

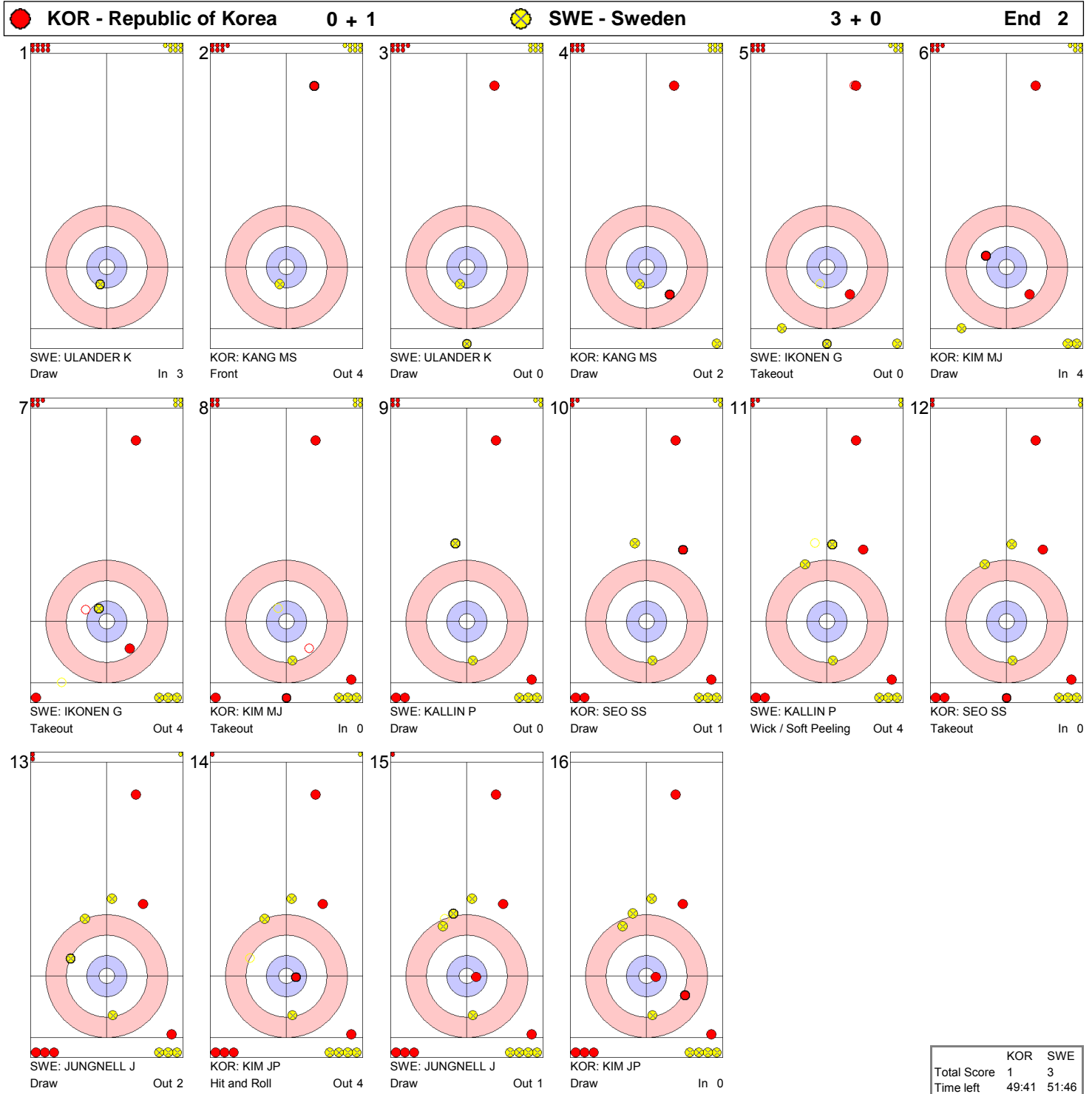
Матч - бросок за броском





THU 13 MAR 2014  
Start Time 15:30

**Game - Shot by Shot**  
Матч - бросок за броском



	KOR	SWE
Total Score	1	3
Time left	49:41	51:46

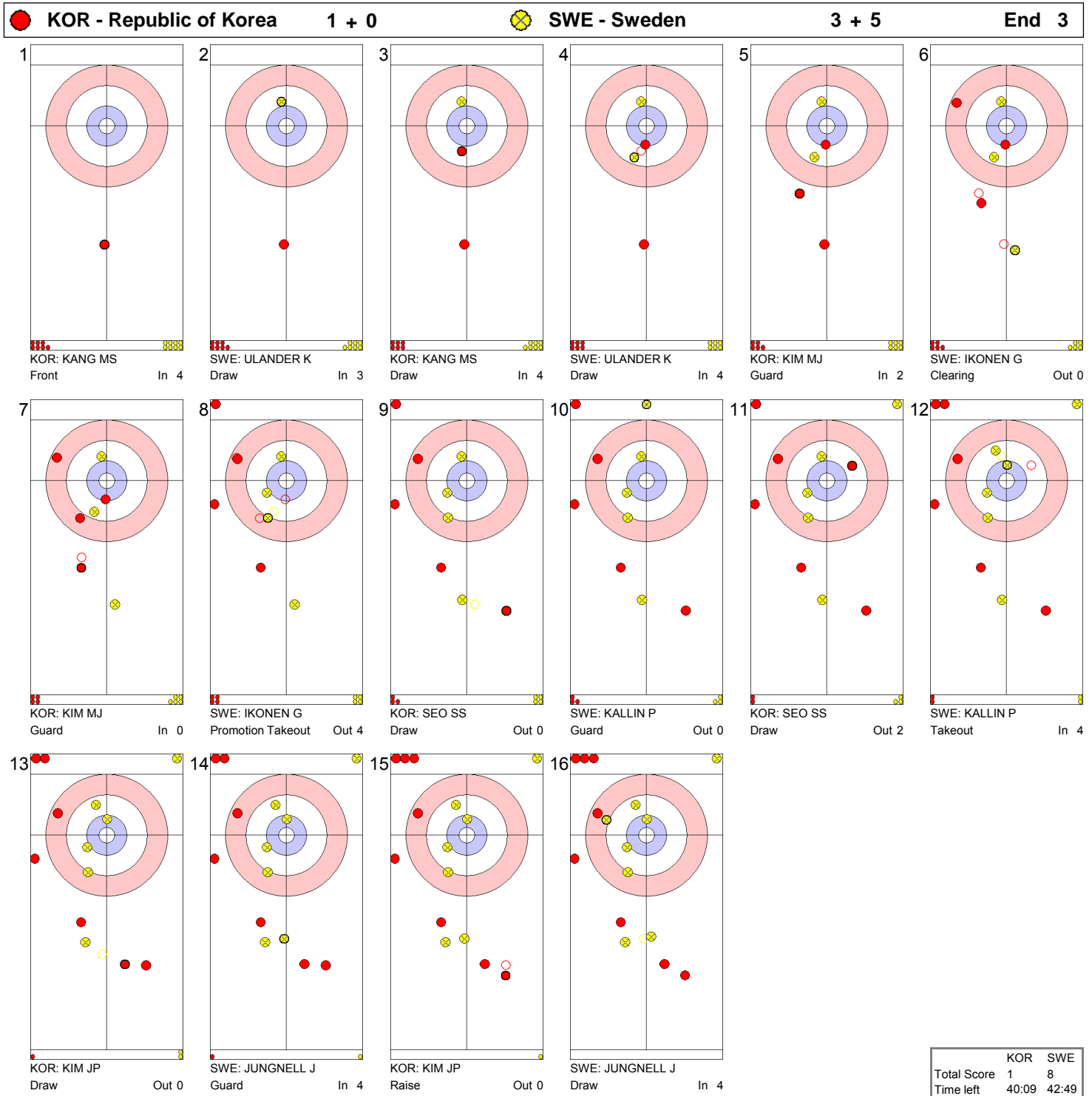


THU 13 MAR 2014  
Start Time 15:30

Round Robin Session 12 - Sheet C  
Круговой турнир, сессия 12 - Дорожка C

Game - Shot by Shot

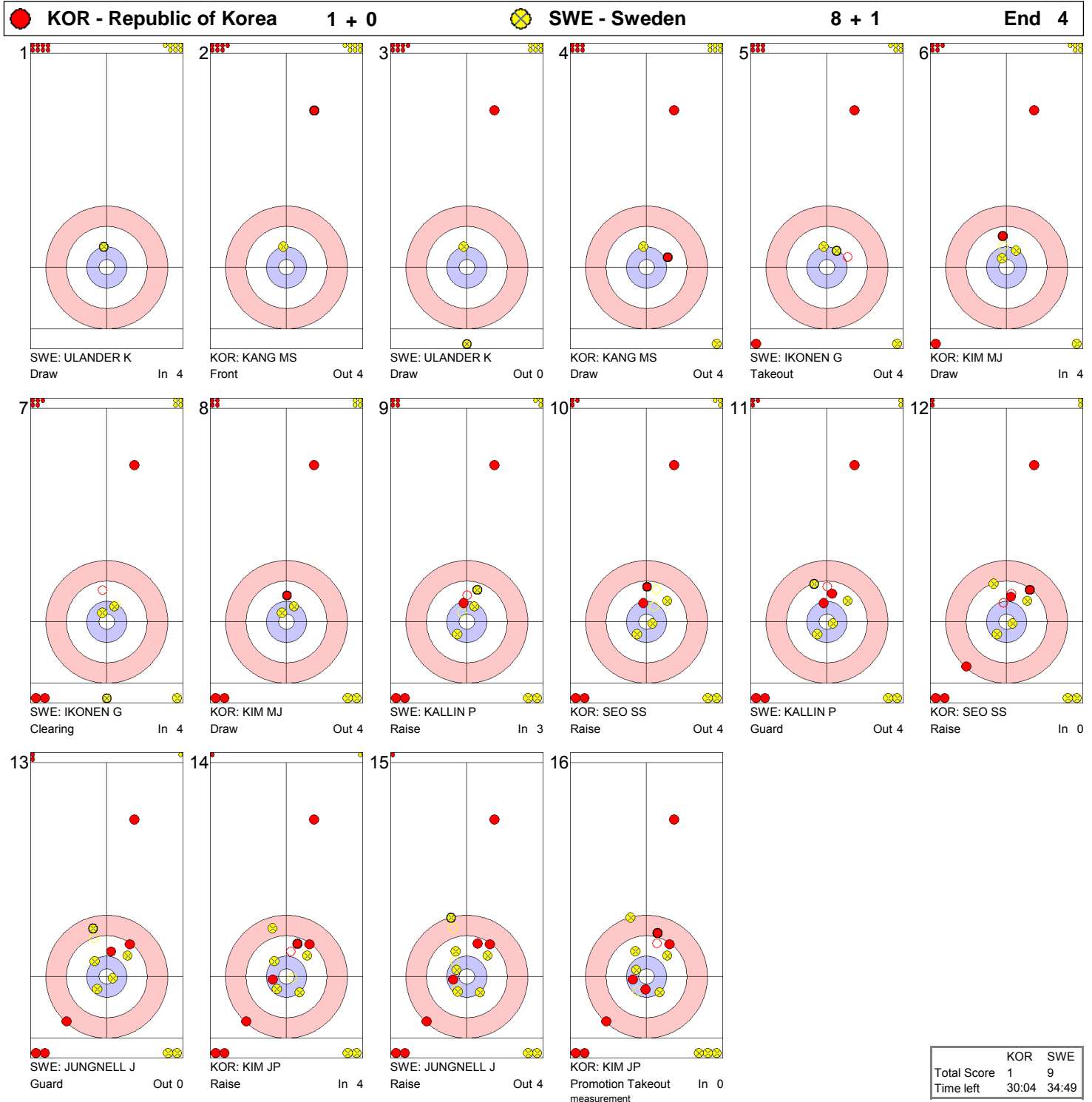
Матч - бросок за броском





THU 13 MAR 2014  
Start Time 15:30

Game - Shot by Shot  
Матч - бросок за броском





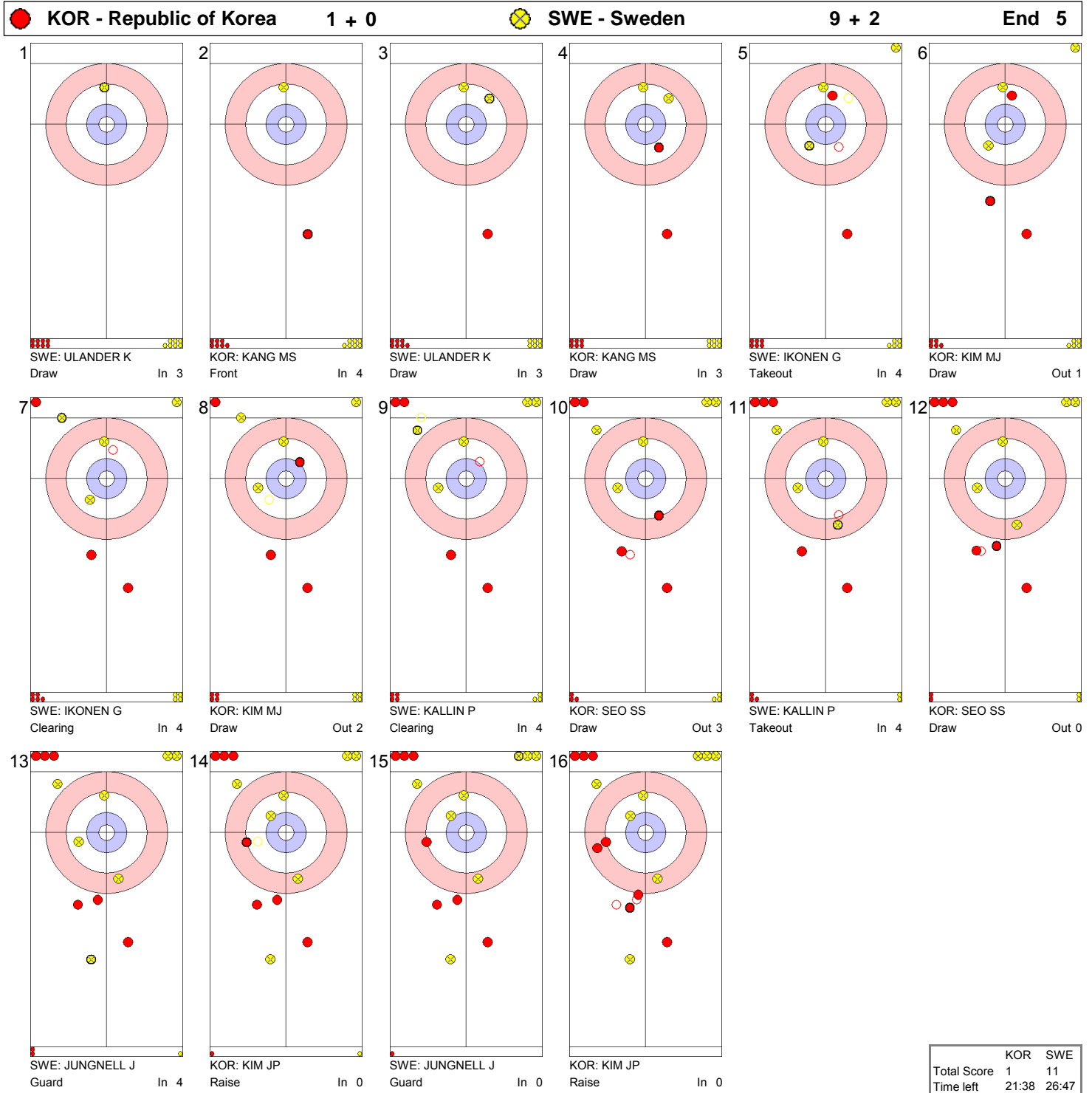


THU 13 MAR 2014  
Start Time 15:30

Round Robin Session 12 - Sheet C  
Круговой турнир, сессия 12 - Дорожка C

Game - Shot by Shot

Матч - бросок за броском






THU 13 MAR 2014  
Start Time 15:30

Round Robin Session 12 - Sheet C  
Круговой турнир, сессия 12 - Дорожка C

Game - Shot by Shot

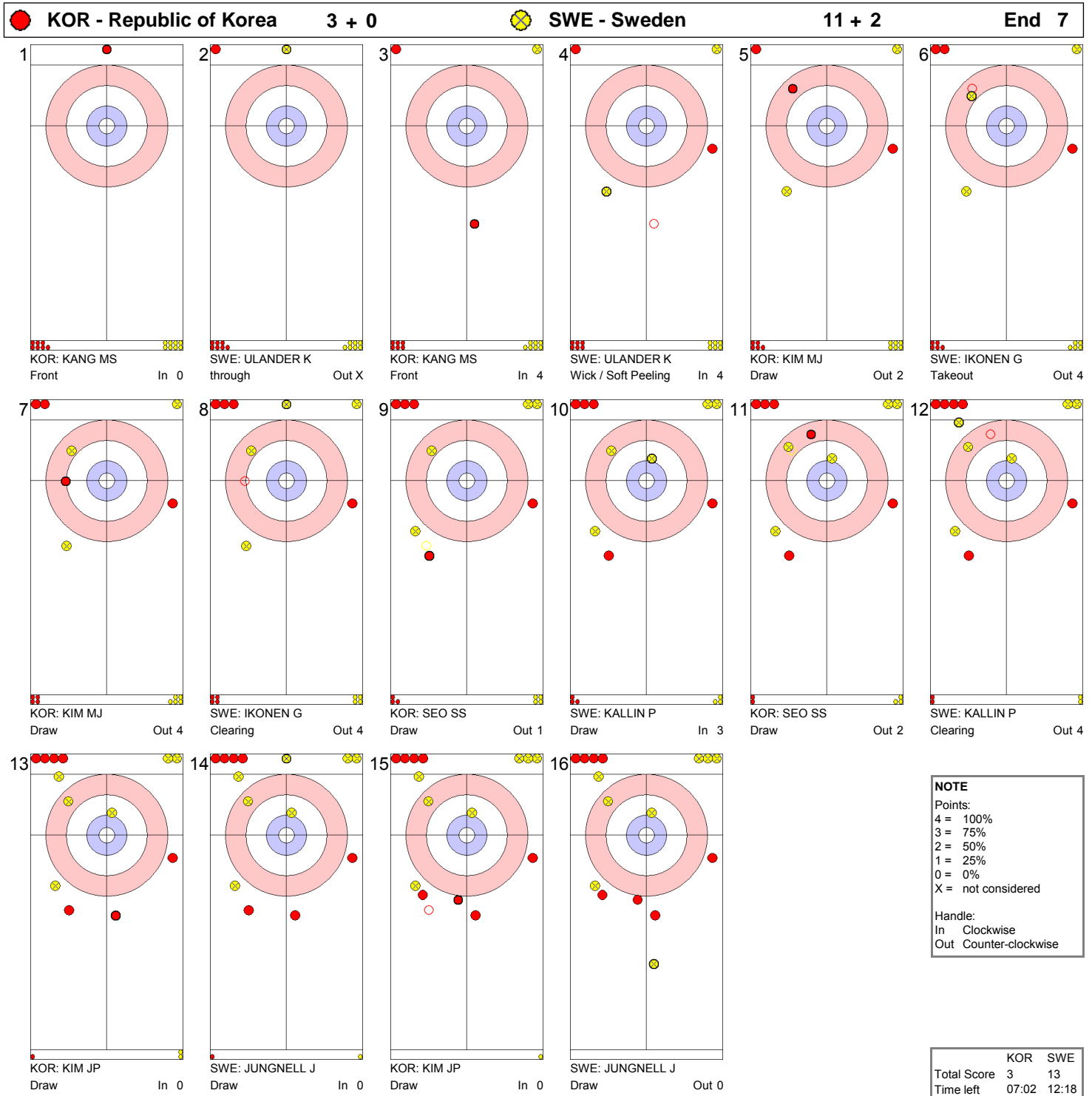
Матч - бросок за броском





THU 13 MAR 2014  
Start Time 15:30

Game - Shot by Shot  
Матч - бросок за броском





THU 13 MAR 2014  
Start Time 15:30

Round Robin Session 12 - Sheet D  
Круговой турнир, сессия 12 - Дорожка D

## Game Results

Результаты матча

Sheet	Game	Team	LSFE	1	2	3	4	5	6	7	8	Extra Ends	Total
D	9	FIN - Finland	*	2	5	1	1	3	0	X	X		12
	9	CAN - Canada		0	0	0	0	0	1	X	X		1

FIN - Finland		Game	All
4 S	KARJALAINEN Markku	M	90 % 54 %
3 V	HELLMAN Vesa	M	63 % 45 %
2	MOJTAHEDI Mina	F	59 % 45 %
1	AARNIKKA Tuomo	M	81 % 59 %
A	KARJALAINEN Sari	F	25 % 42 %
Team Total			69 % 50 %

CAN - Canada		Game	All
4 S	ARMSTRONG Jim	M	25 % 47 %
3 V	FORREST Ina	F	44 % 60 %
2	THIESSEN Dennis	M	54 % 50 %
1	GAUDET Sonja	F	67 % 56 %
A	IDESON Mark	M	- % 49 %
Team Total			47 % 53 %

Time remaining: 23 minutes 51 seconds

Last Stone Draw: 170.5 cm

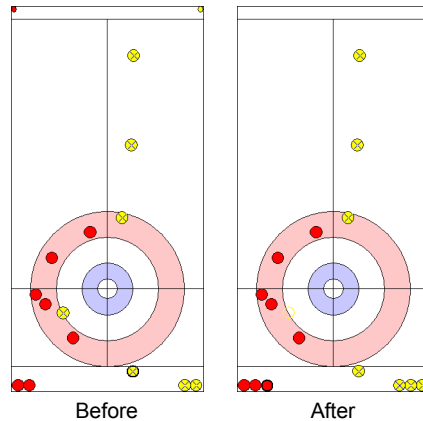
Time remaining: 23 minutes 25 seconds

Last Stone Draw: 185.4 cm (out)

KARJALAINEN S replaced MOJTAHEDI M at the beginning of end 5  
Revised line-up: (4 S) KARJALAINEN M, (3) KARJALAINEN S, (2 V) HELLMAN V, (1) AARNIKKA T

### Most Important Shot:

The Finnish Skip KARJALAINEN M made a nice Clearing to force the Canadian team to draw in the eight foot. The Canadian Skip ARMSTRONG J missed his shot and gave up a steal of five points.



End: 2  
Team: FIN - Finland  
Player: KARJALAINEN M  
Stone: Fourth, 2nd stone  
Task: Clearing  
Handle: In-turn  
Points: 100%

● FIN  
● CAN

### NOTE

Team position and functions are attached to each team member's name as follows:  
4 = Fourth, 3 = Third, 2 = Second, 1 = Lead, A = Alternate, S = Skip, V = Vice-Skip

### LEGEND

F Female

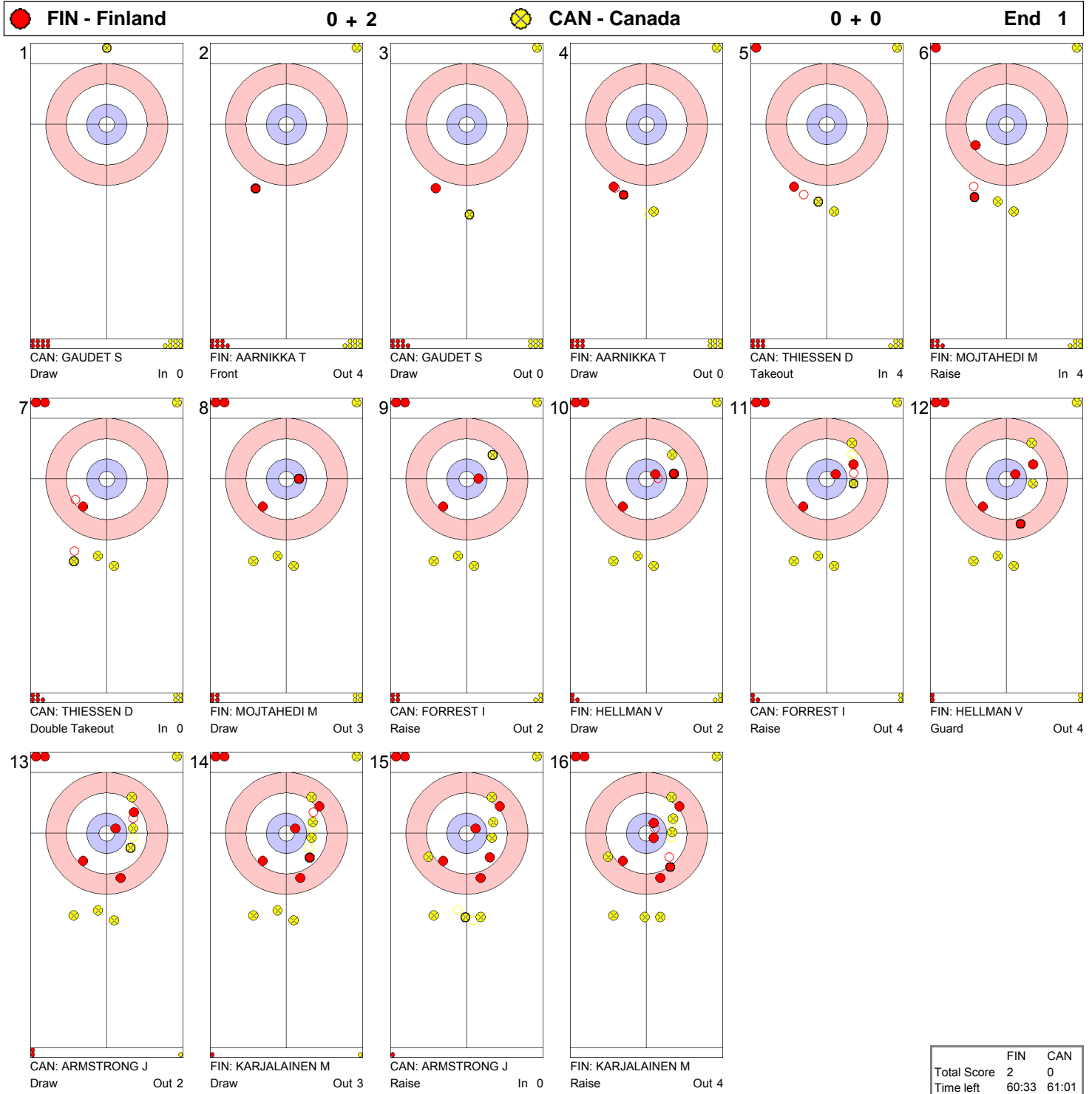
LSFE (\*) Last stone first end

M Male

X Unplayed/unfinished end due to concession



**Game - Shot by Shot**  
Матч - бросок за броском



	FIN	CAN
Total Score	2	0
Time left	60:33	61:01



THU 13 MAR 2014  
Start Time 15:30

Round Robin Session 12 - Sheet D  
Круговой турнир, сессия 12 - Дорожка D

Game - Shot by Shot

Матч - бросок за броском



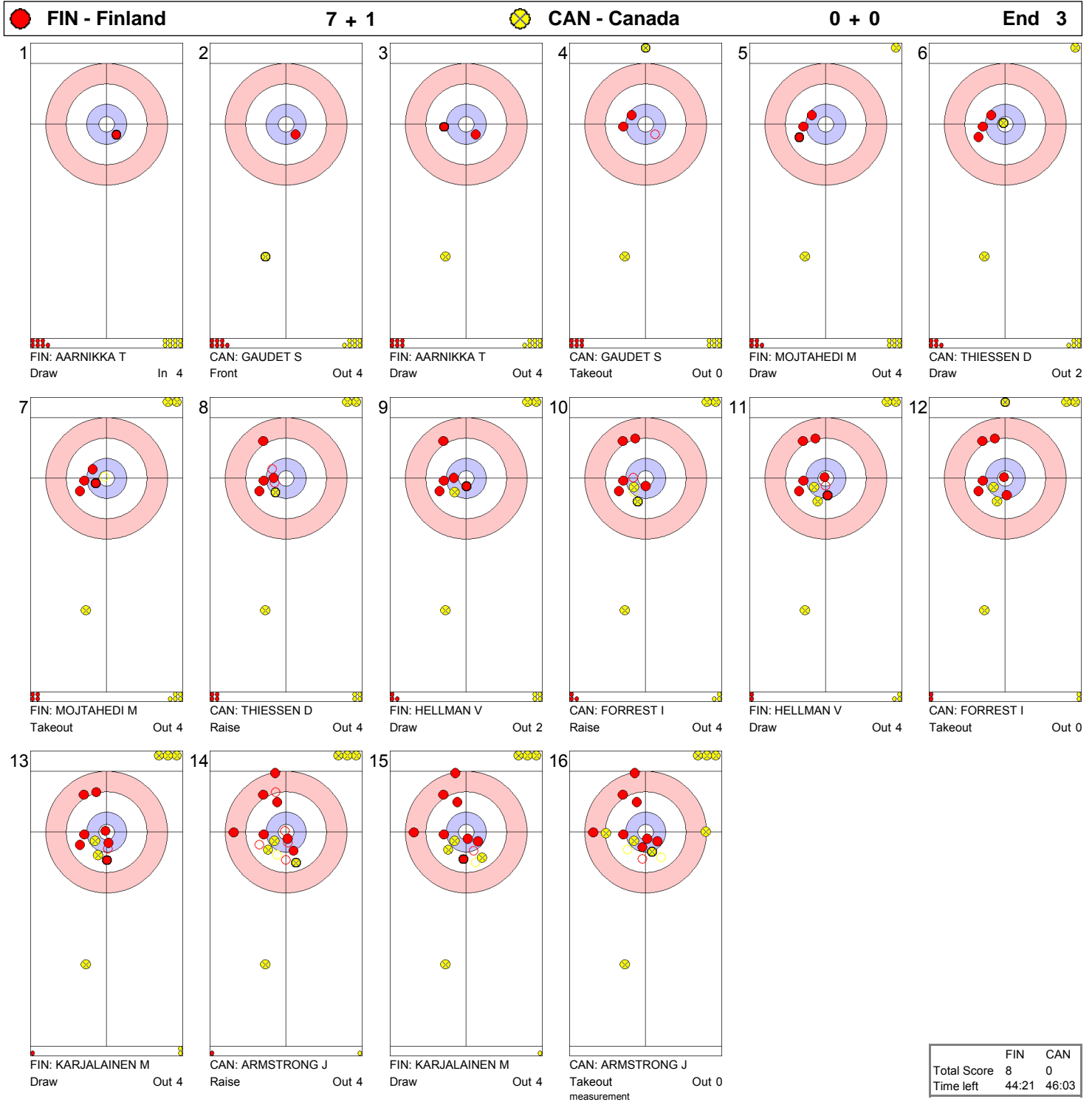


THU 13 MAR 2014  
Start Time 15:30

Round Robin Session 12 - Sheet D  
Круговой турнир, сессия 12 - Дорожка D

Game - Shot by Shot

Матч - бросок за броском



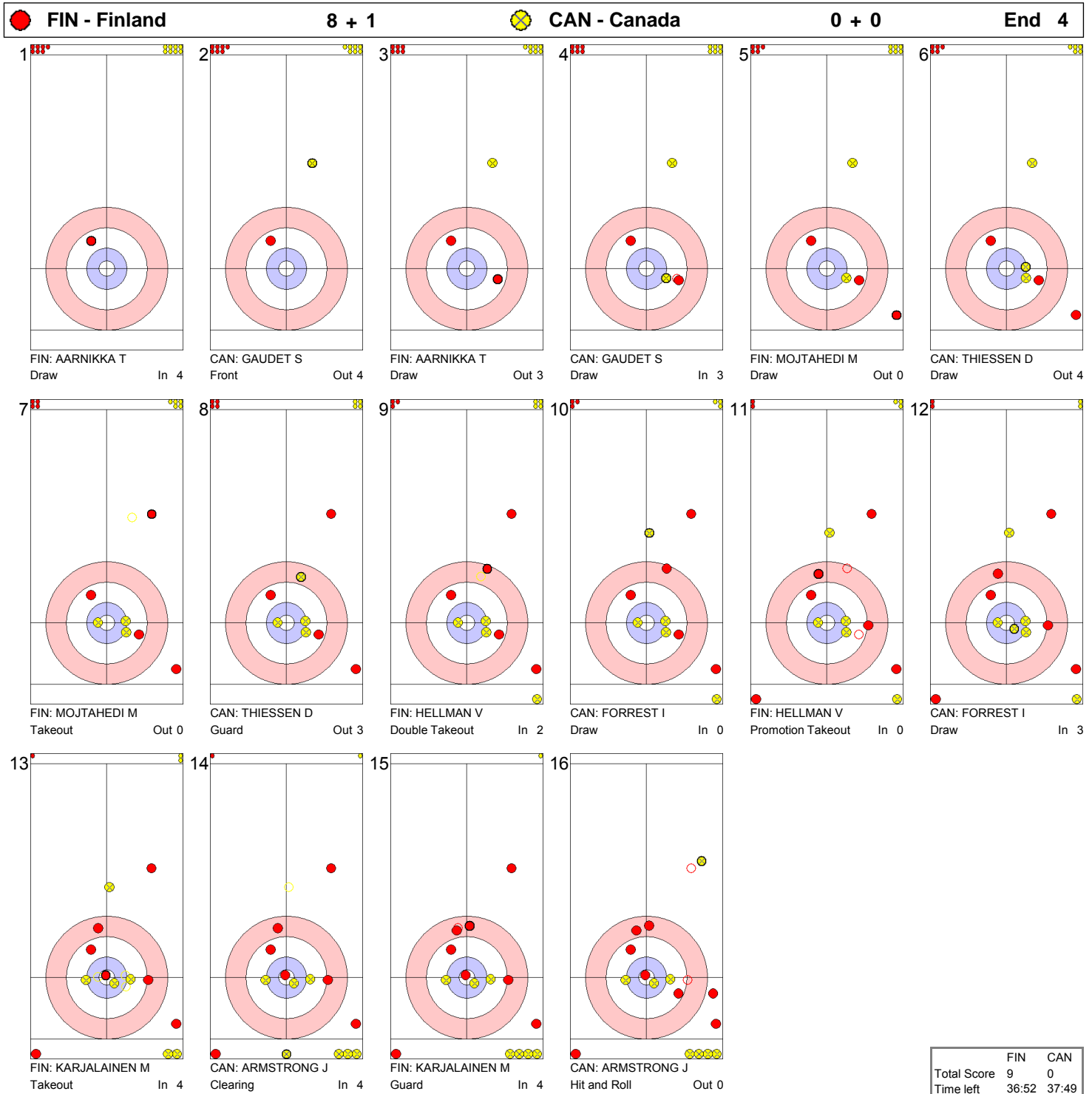
	FIN	CAN
Total Score	8	0
Time left	44:21	46:03



THU 13 MAR 2014  
Start Time 15:30

**Round Robin Session 12 - Sheet D**  
Круговой турнир, сессия 12 - Дорожка D

**Game - Shot by Shot**  
Матч - бросок за броском







THU 13 MAR 2014  
Start Time 15:30

Round Robin Session 12 - Sheet D  
Круговой турнир, сессия 12 - Дорожка D

Game - Shot by Shot  
Матч - бросок за броском





THU 13 MAR 2014  
Start Time 15:30

Round Robin Session 12 - Sheet D  
Круговой турнир, сессия 12 - Дорожка D

Game - Shot by Shot  
Матч - бросок за броском





THU 13 MAR 2014  
Start Time 9:30

## Session Results and Standings

Результаты сессии и текущее положение команд

Sheet	Game	Team	LSFE	1	2	3	4	5	6	7	8	Extra Ends	Total
A	8	FIN - Finland		2	0	1	0	2	0	1	0		6
	8	KOR - Republic of Korea	*	0	1	0	1	0	3	0	2		7
B	8	GBR - Great Britain		0	0	1	0	1	0	5	0	1	8
	9	USA - United States of America	*	2	1	0	2	0	1	0	1	0	7
C	8	SVK - Slovakia	*	0	0	0	0	0	0	X	X		0
	8	CAN - Canada		3	4	2	3	2	2	X	X		16
D	8	SWE - Sweden		2	1	1	2	3	0	2	X		11
	9	NOR - Norway	*	0	0	0	0	0	1	0	X		1

## Standings after Round Robin Session 11

Rank	Team	Games	Wins	Losses	
1	CAN - Canada	8	7	1	Q
1	RUS - Russian Federation	8	7	1	Q
3	GBR - Great Britain	8	5	3	
4	CHN - People's Republic of China	8	4	4	
4	SVK - Slovakia	8	4	4	
6	USA - United States of America	9	4	5	
7	KOR - Republic of Korea	8	3	5	
7	SWE - Sweden	8	3	5	
9	NOR - Norway	9	3	6	
10	FIN - Finland	8	1	7	

LEGEND			
LSFE (*)	Last stone first end	Q	Qualified for the semifinals
X	Unplayed/unfinished end due to concession		



**Game Results**

Результаты матча

Sheet	Game	Team	LSFE	1	2	3	4	5	6	7	8	Extra Ends	Total
A	8	FIN - Finland		2	0	1	0	2	0	1	0		6
	8	KOR - Republic of Korea	*	0	1	0	1	0	3	0	2		7

FIN - Finland		Game	All
4 S	HELLMAN Vesa	M	41% 43%
3 V	KARJALAINEN Sari	F	41% 42%
2	MOJTAHEDI Mina	F	41% 41%
1	AARNIKKA Tuomo	M	47% 57%
A	KARJALAINEN Markku	M	- % 50%
Team Total			42% 48%

KOR - Republic of Korea		Game	All
4 S	KIM Jong-Pan	M	48% 48%
3 V	SEO Soon-Seok	M	28% 56%
2	KIM Myung-Jin	M	44% 47%
1	KANG Mi-Suk	F	64% 60%
A	YUN Hee Kyeong	F	- % - %
Team Total			46% 53%

Time remaining: 0 minutes 17 seconds

Last Stone Draw: 149.8 cm

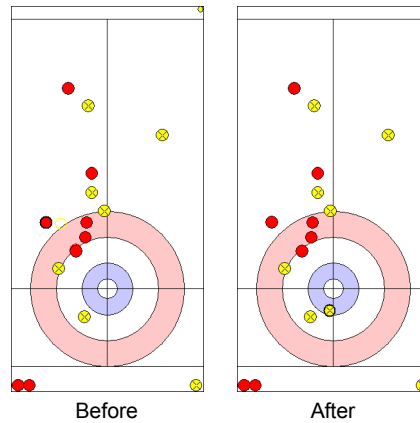
Time-out: end 7 - FIN stone 8

Time remaining: 4 minutes 24 seconds

Last Stone Draw: 0.0 cm

**Most Important Shot:**

Needing a Draw to the full eight foot for the win, Korean Skip KIM J drew through a port to the four foot and scored two points.



End: 8  
Team: KOR - Korea  
Player: KIM JP  
Stone: Fourth, 2nd stone  
Task: Draw  
Handle: In-turn  
Points: 100%

● FIN  
● KOR

**NOTE**

Team position and functions are attached to each team member's name as follows:  
4 = Fourth, 3 = Third, 2 = Second, 1 = Lead, A = Alternate, S = Skip, V = Vice-Skip

**LEGEND**

F Female

LSFE (\*) Last stone first end

M Male



THU 13 MAR 2014  
Start Time 9:30

Round Robin Session 11 - Sheet A  
Круговой турнир, сессия 11 - Дорожка А

Game - Shot by Shot

Матч - бросок за броском



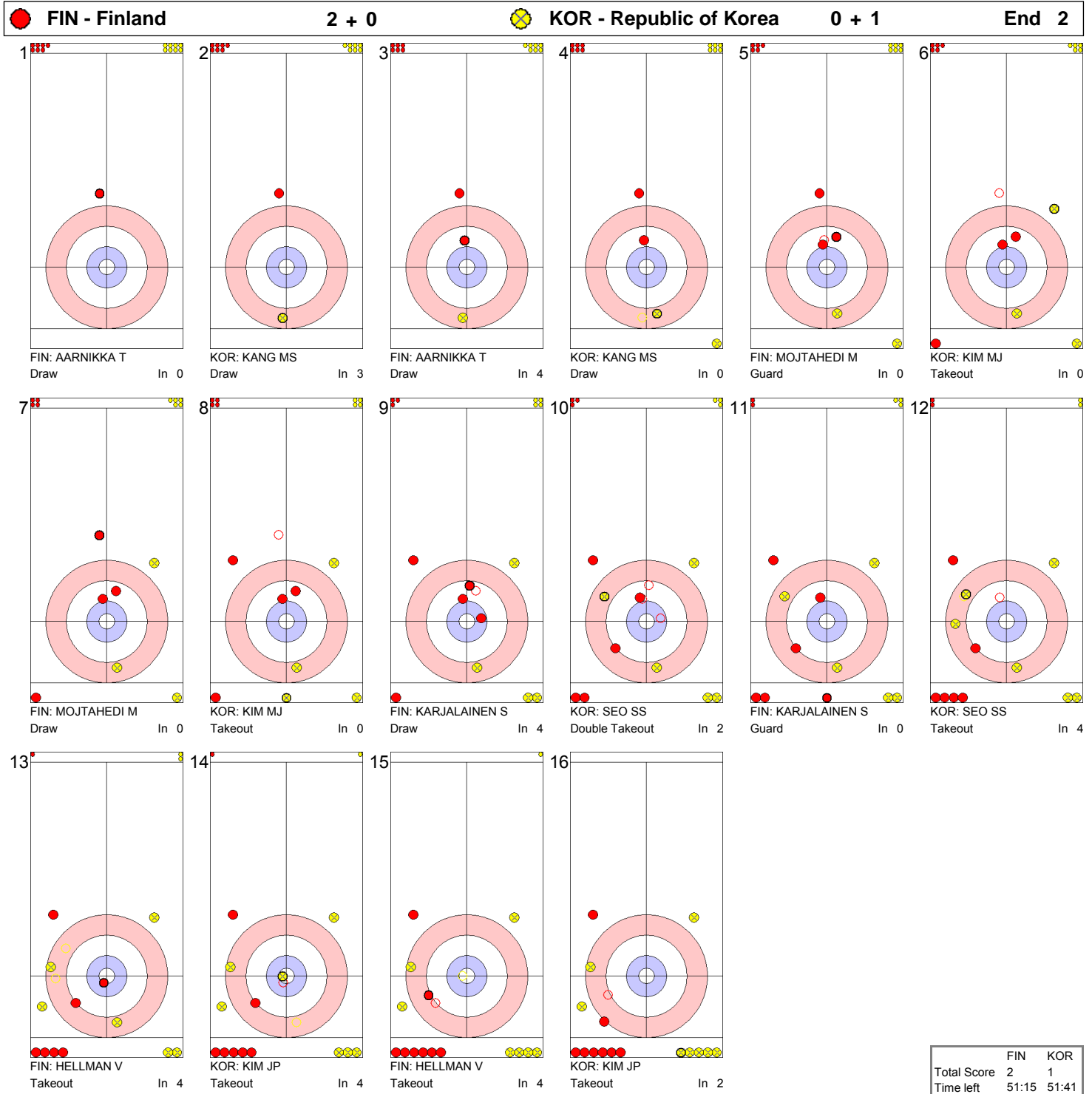


THU 13 MAR 2014  
Start Time 9:30

Round Robin Session 11 - Sheet A  
Круговой турнир, сессия 11 - Дорожка А

Game - Shot by Shot

Матч - бросок за броском





THU 13 MAR 2014  
Start Time 9:30

Round Robin Session 11 - Sheet A  
Круговой турнир, сессия 11 - Дорожка А

Game - Shot by Shot

Матч - бросок за броском



	FIN	KOR
Total Score	3	1
Time left	42:05	43:50



Game - Shot by Shot  
Матч - бросок за броском







THU 13 MAR 2014  
Start Time 9:30

Round Robin Session 11 - Sheet A  
Круговой турнир, сессия 11 - Дорожка А

Game - Shot by Shot

Матч - бросок за броском



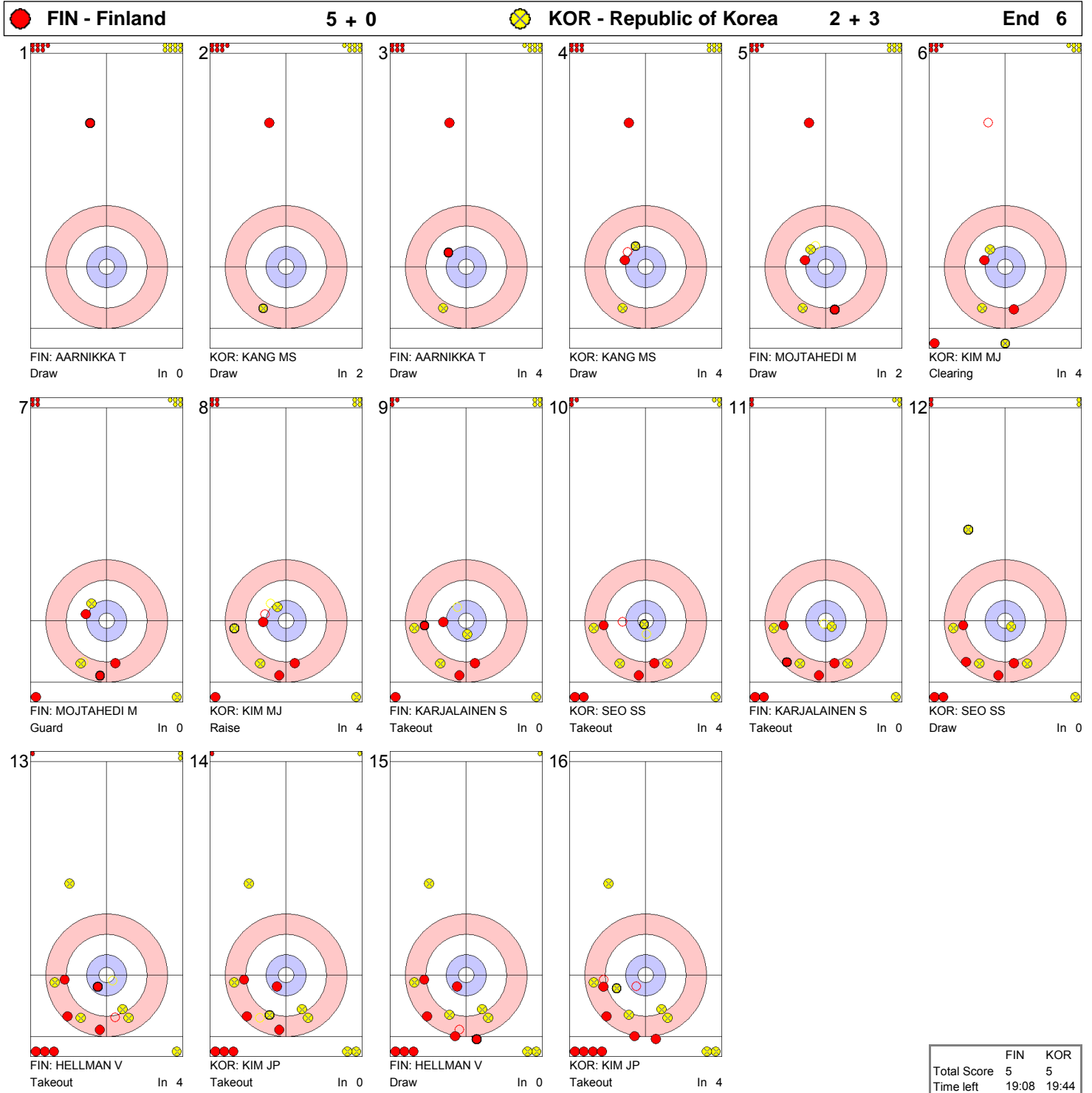


THU 13 MAR 2014  
Start Time 9:30

Round Robin Session 11 - Sheet A  
Круговой турнир, сессия 11 - Дорожка А

Game - Shot by Shot

Матч - бросок за броском





THU 13 MAR 2014  
Start Time 9:30

Round Robin Session 11 - Sheet A  
Круговой турнир, сессия 11 - Дорожка А

Game - Shot by Shot  
Матч - бросок за броском



	FIN	KOR
Total Score	6	5
Time left	10:34	12:28

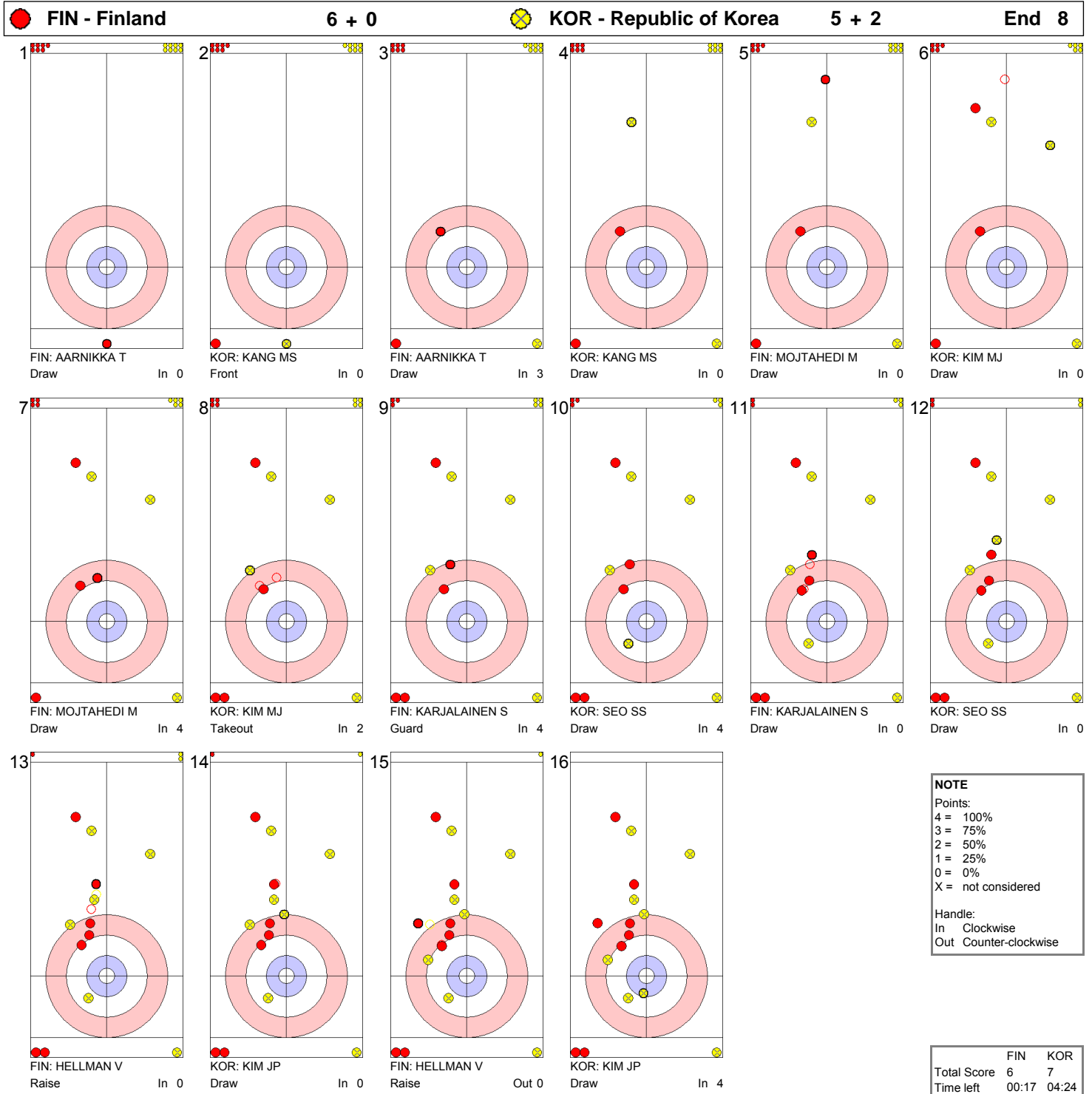


THU 13 MAR 2014  
Start Time 9:30

Round Robin Session 11 - Sheet A  
Круговой турнир, сессия 11 - Дорожка А

Game - Shot by Shot

Матч - бросок за броском





THU 13 MAR 2014  
Start Time 9:30

Round Robin Session 11 - Sheet B  
Круговой турнир, сессия 11 - Дорожка B

## Game Results

Результаты матча

Sheet	Game	Team	LSFE	1	2	3	4	5	6	7	8	Extra Ends	Total
B	8	GBR - Great Britain		0	0	1	0	1	0	5	0	1	8
	9	USA - United States of America	*	2	1	0	2	0	1	0	1	0	7

GBR - Great Britain		Game	All
4 S	NEILSON Aileen	F	34 % 49 %
3 V	GAULT Jim	M	60 % 64 %
2	EWAN Gregor	M	58 % 53 %
1	MALONE Angie	F	65 % 66 %
A	McPHERSON Bob	M	- % 43 %
Team Total			55 % 53 %

USA - United States of America		Game	All
4 S	McDONALD Patrick	M	51 % 49 %
3	JOSEPH Jimmy	M	57 % 54 %
2	GREELY Penny	F	38 % 51 %
1 V	PALMER Dave	M	48 % 46 %
A	LINO Meghan	F	- % 56 %
Team Total			49 % 50 %

Time remaining: 1 minute 51 seconds  
Time remaining: 0 minutes 49 seconds (after extra end)

Last Stone Draw: 185.4 cm (out)

Time-out: end 6 - GBR stone 6; end 9 - GBR stone 3

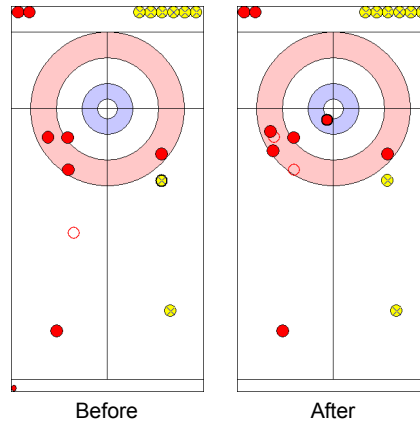
Time remaining: 8 minutes 31 seconds  
Time remaining: 0 minutes 10 seconds (after extra end)

Last Stone Draw: 17.0 cm

Time-out: end 7 - USA stone 7; end 9 - USA stone 6

### Most Important Shot:

After the US team missed six times in a row almost the same shot, the British Skip NEILSON A made an open Draw to the house to score five points.



End: 7  
Team: GBR - Great Britain  
Player: NEILSON A  
Stone: Fourth, 2nd stone  
Task: Draw  
Handle: Out-turn  
Points: 100%

● GBR  
● USA

### NOTE

Team position and functions are attached to each team member's name as follows:  
4 = Fourth, 3 = Third, 2 = Second, 1 = Lead, A = Alternate, S = Skip, V = Vice-Skip

### LEGEND

F Female

LSFE (\*) Last stone first end

M Male



THU 13 MAR 2014  
Start Time 9:30

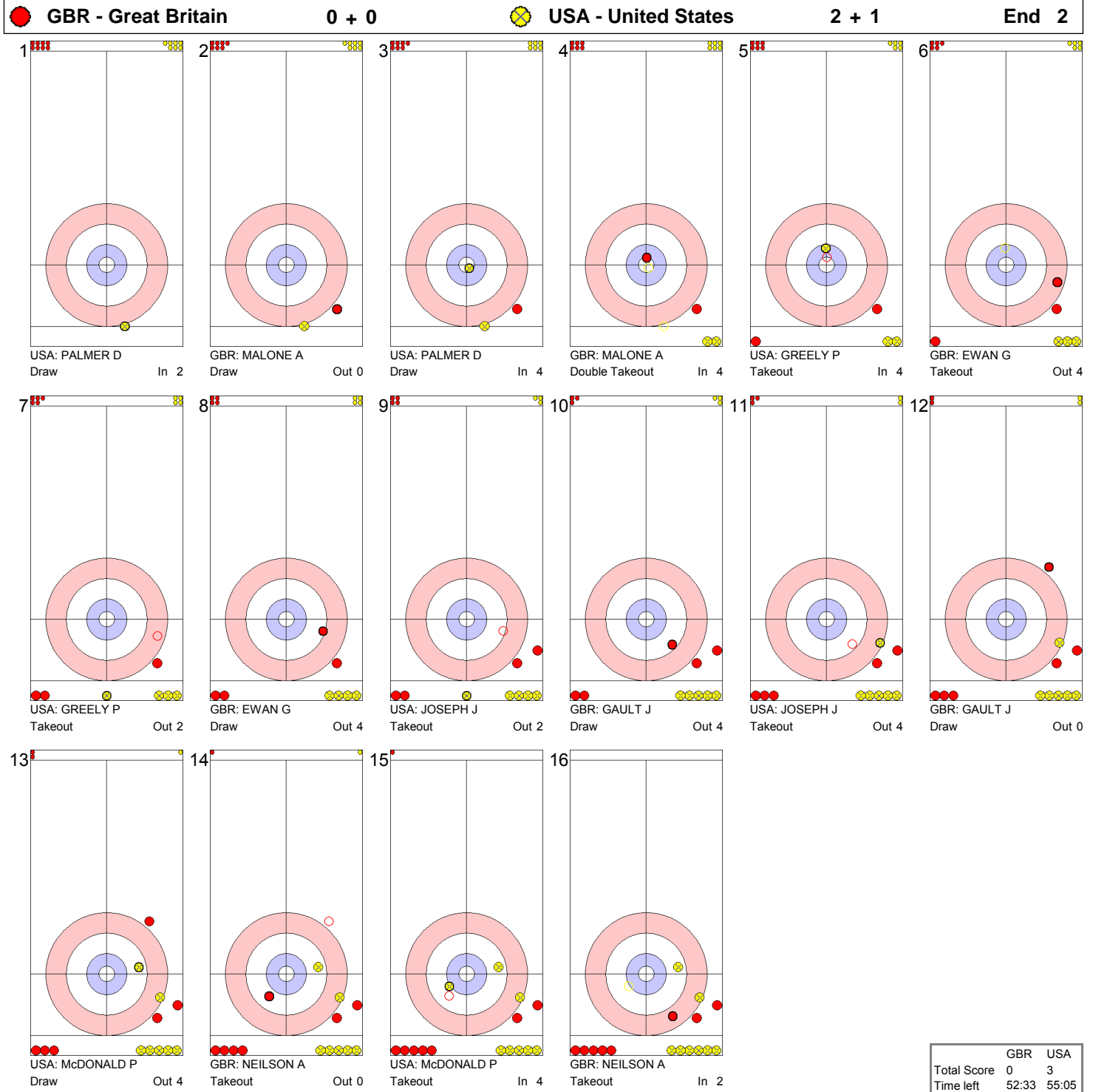
Round Robin Session 11 - Sheet B  
Круговой турнир, сессия 11 - Дорожка B

Game - Shot by Shot  
Матч - бросок за броском





**Game - Shot by Shot**  
Матч - бросок за броском



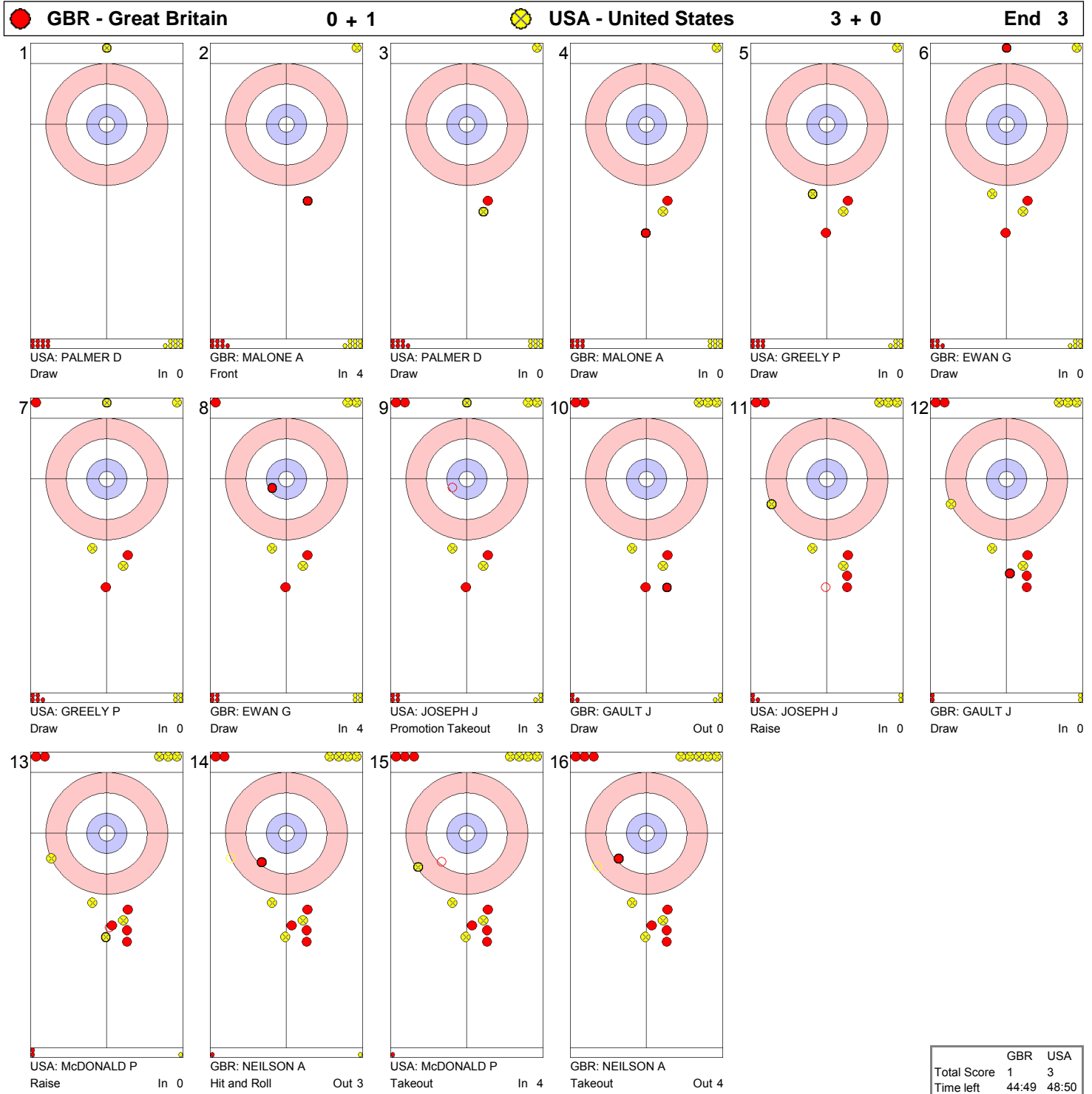


THU 13 MAR 2014  
Start Time 9:30

**Round Robin Session 11 - Sheet B**  
Круговой турнир, сессия 11 - Дорожка B

**Game - Shot by Shot**

Матч - бросок за броском



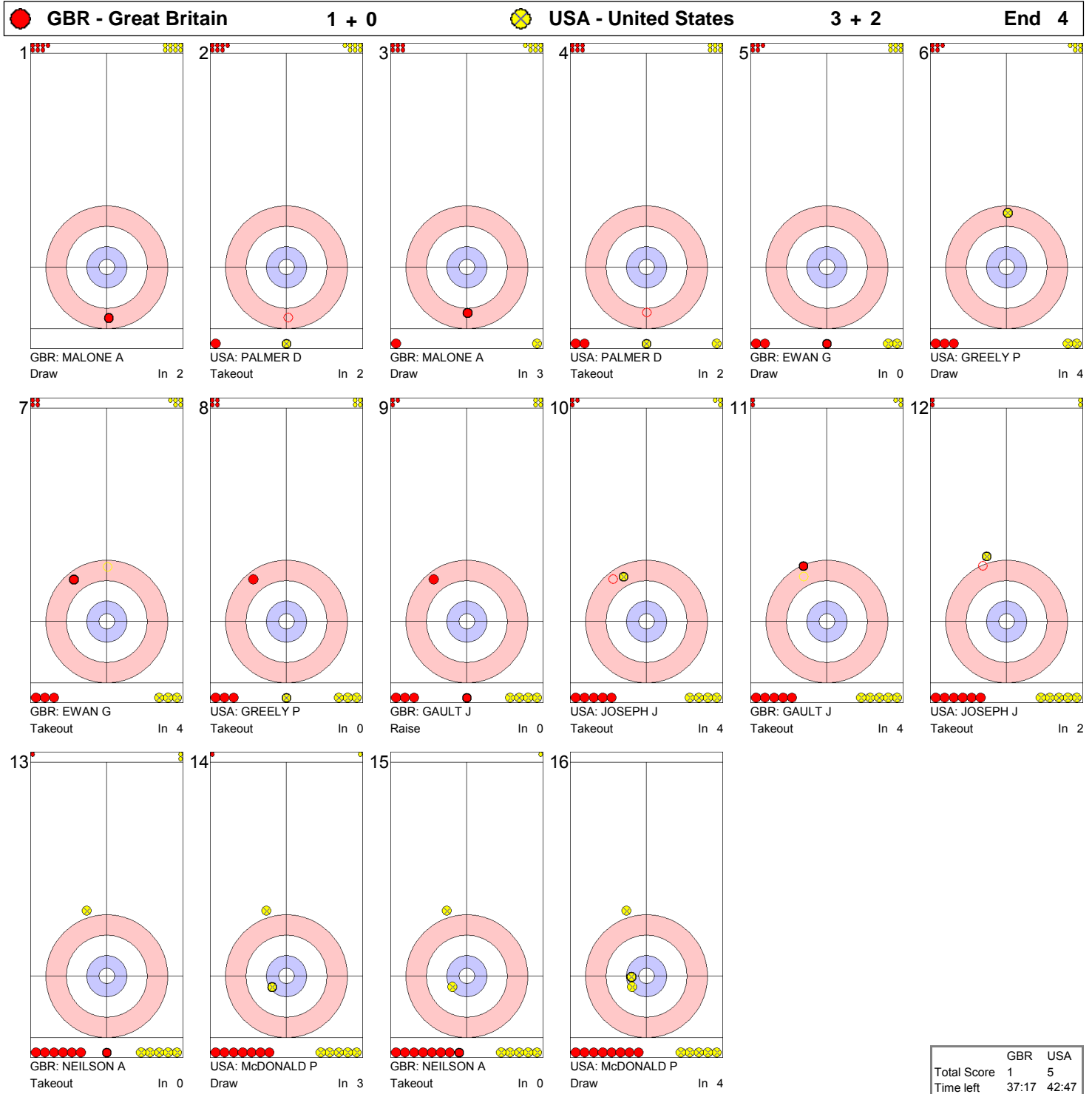




THU 13 MAR 2014  
Start Time 9:30

Round Robin Session 11 - Sheet B  
Круговой турнир, сессия 11 - Дорожка B

Game - Shot by Shot  
Матч - бросок за броском



	GBR	USA
Total Score	1	5
Time left	37:17	42:47



THU 13 MAR 2014  
Start Time 9:30

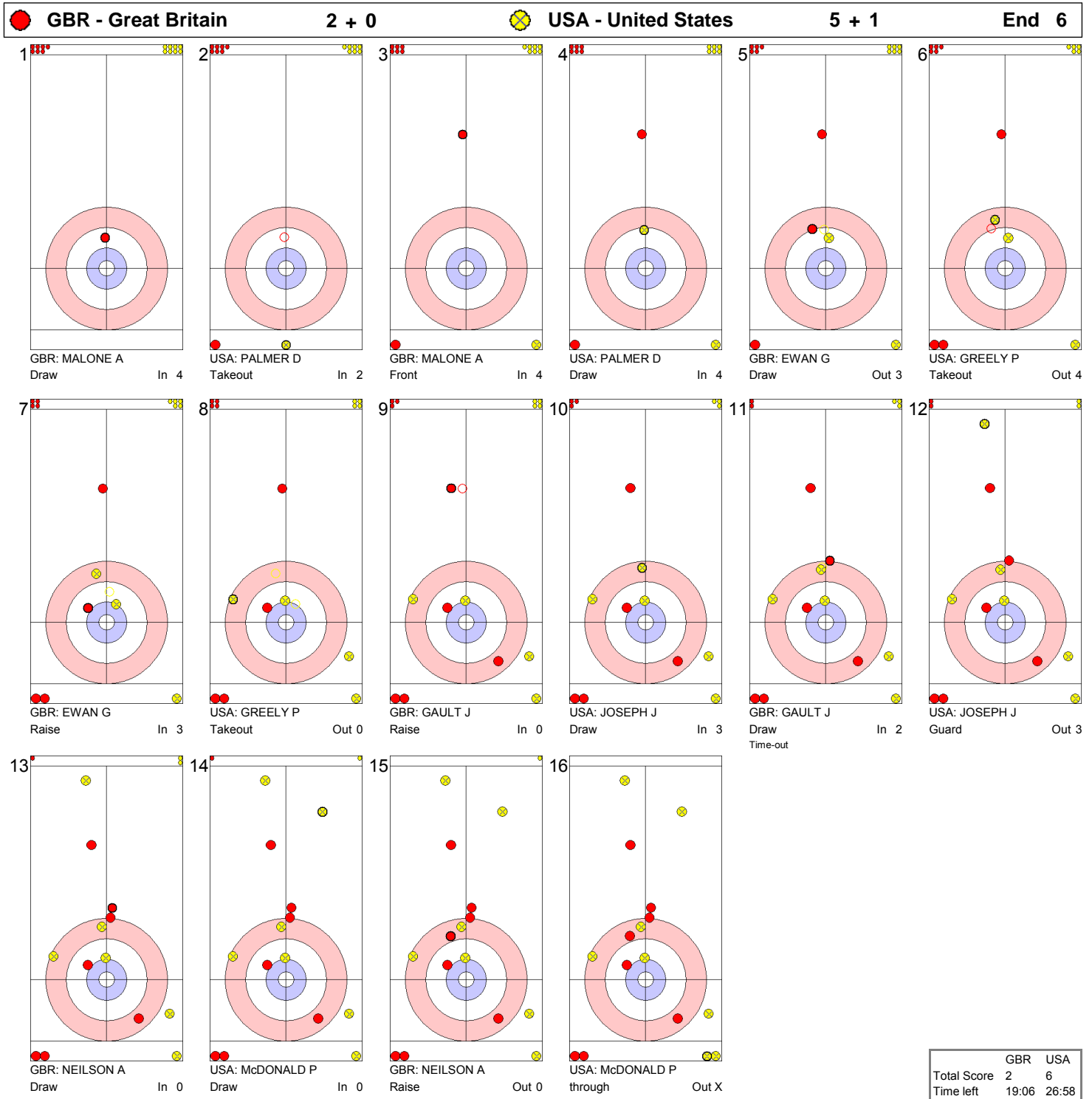
Round Robin Session 11 - Sheet B  
Круговой турнир, сессия 11 - Дорожка B

Game - Shot by Shot  
Матч - бросок за броском





**Game - Shot by Shot**  
Матч - бросок за броском



	GBR	USA
Total Score	2	6
Time left	19:06	26:58



THU 13 MAR 2014  
Start Time 9:30

Round Robin Session 11 - Sheet B  
Круговой турнир, сессия 11 - Дорожка B

Game - Shot by Shot  
Матч - бросок за броском





THU 13 MAR 2014  
Start Time 9:30

Round Robin Session 11 - Sheet B  
Круговой турнир, сессия 11 - Дорожка B

Game - Shot by Shot  
Матч - бросок за броском

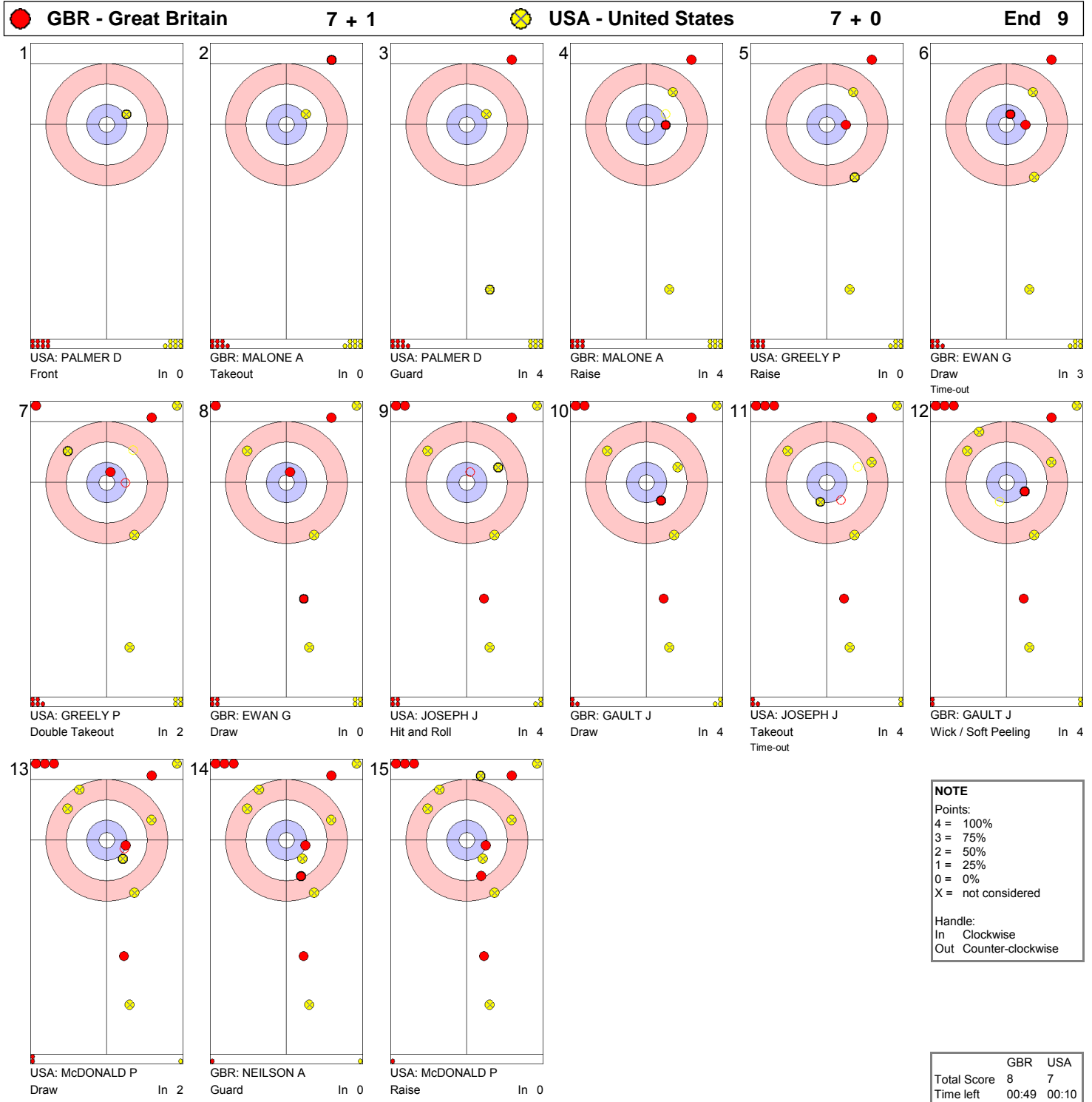




THU 13 MAR 2014  
Start Time 9:30

Round Robin Session 11 - Sheet B  
Круговой турнир, сессия 11 - Дорожка B

Game - Shot by Shot  
Матч - бросок за броском





THU 13 MAR 2014  
Start Time 9:30

Round Robin Session 11 - Sheet C  
Круговой турнир, сессия 11 - Дорожка C

## Game Results

Результаты матча

Sheet	Game	Team	LSFE	1	2	3	4	5	6	7	8	Extra Ends	Total
C	8	SVK - Slovakia	*	0	0	0	0	0	0	X	X		0
	8	CAN - Canada		3	4	2	3	2	2	X	X		16

SVK - Slovakia		Game	All
4 S	DURIS Radoslav	M	13 % 41 %
3 V	JAKUBEC Branislav	M	42 % 48 %
2	PITONAK Dusan	M	63 % 52 %
1	KUNKELOVA Monika	F	77 % 48 %
A	KANOVA Alena	F	13 % 41 %
Team Total			48 % 47 %

CAN - Canada		Game	All
4 S	ARMSTRONG Jim	M	79 % 50 %
3 V	FORREST Ina	F	73 % 61 %
2	THIESSEN Dennis	M	58 % 50 %
1	GAUDET Sonja	F	63 % 54 %
A	IDESON Mark	M	- % 49 %
Team Total			68 % 53 %

Time remaining: 26 minutes 53 seconds

Last Stone Draw: 185.4 cm (out-toss)

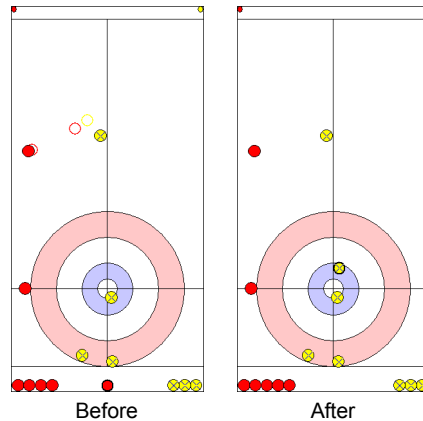
Time remaining: 25 minutes 2 seconds

Last Stone Draw: 185.4 cm (out)

KANOVA A replaced DURIS R at the beginning of end 5  
Revised line-up: (4 S) JAKUBEC B, (3) PITONAK D, (2 V) KUNKELOVA M, (1) KANOVA A

### Most Important Shot:

The Canadian Skip ARMSTRONG J made an excellent Draw to the four foot in front of the tee line and forced the Slovakian Skip DURIS R to make a difficult Draw to score. The Slovakian Skip DURIS R missed this Draw completely and the Canadian team stole four points.



End: 2  
Team: CAN - Canada  
Player: ARMSTRONG J  
Stone: Fourth, 2nd stone  
Task: Draw  
Handle: In-turn  
Points: 100%

● SVK  
● CAN

### NOTE

Team position and functions are attached to each team member's name as follows:  
4 = Fourth, 3 = Third, 2 = Second, 1 = Lead, A = Alternate, S = Skip, V = Vice-Skip

### LEGEND

F Female

LSFE (\*) Last stone first end

M Male

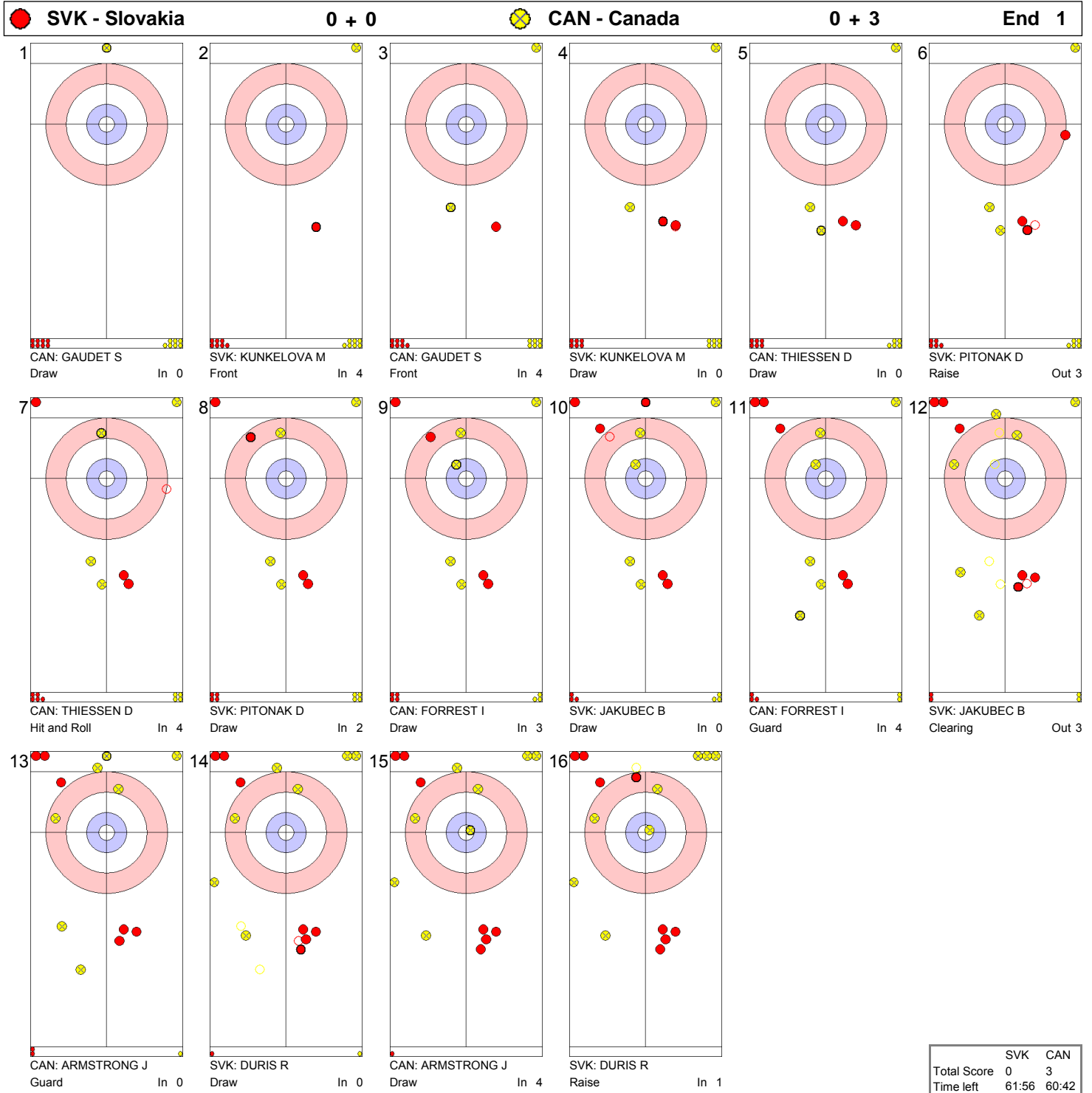
X Unplayed/unfinished end due to concession



THU 13 MAR 2014  
Start Time 9:30

**Round Robin Session 11 - Sheet C**  
Круговой турнир, сессия 11 - Дорожка C

**Game - Shot by Shot**  
Матч - бросок за броском



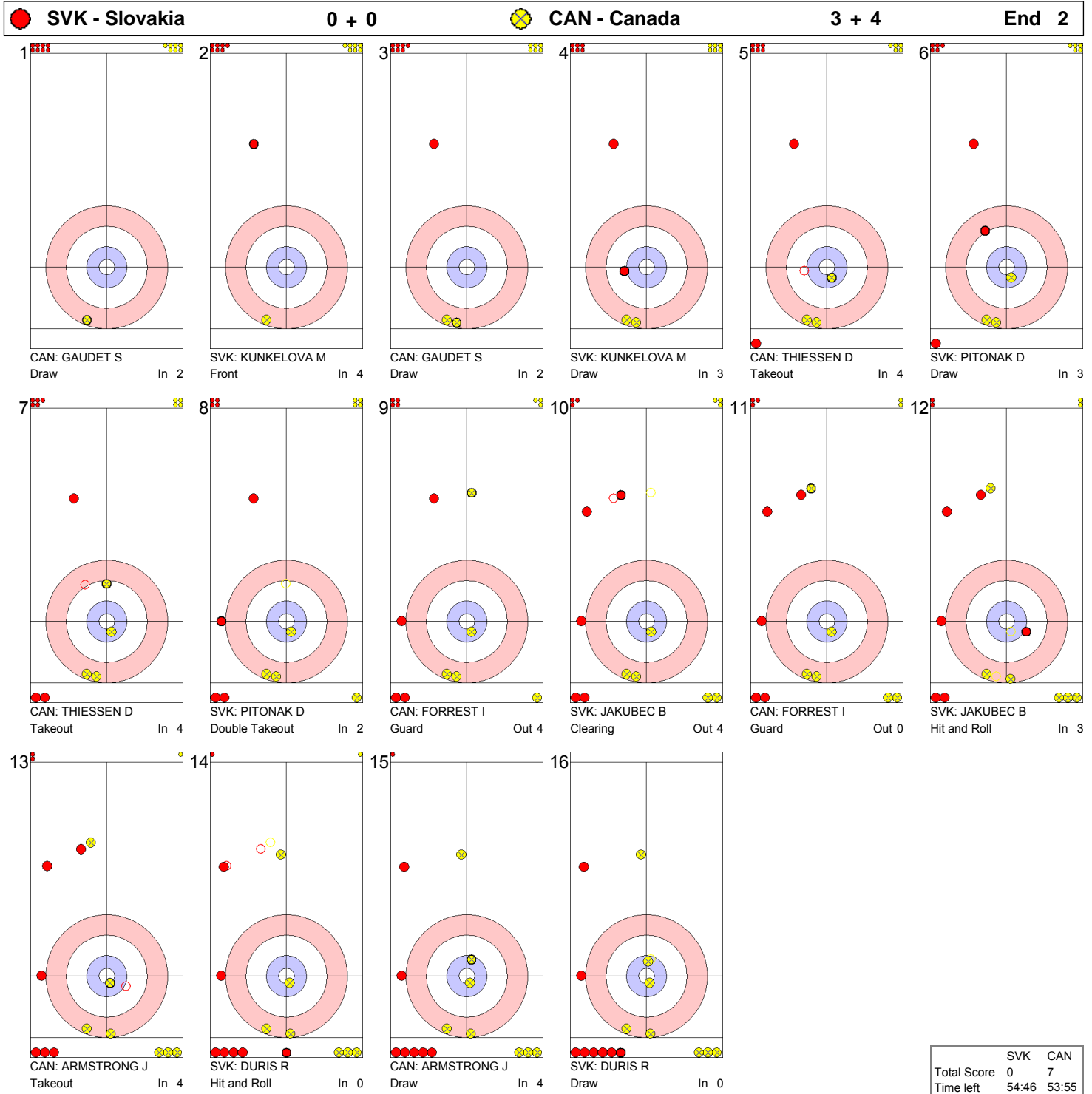




THU 13 MAR 2014  
Start Time 9:30

Round Robin Session 11 - Sheet C  
Круговой турнир, сессия 11 - Дорожка C

Game - Shot by Shot  
Матч - бросок за броском



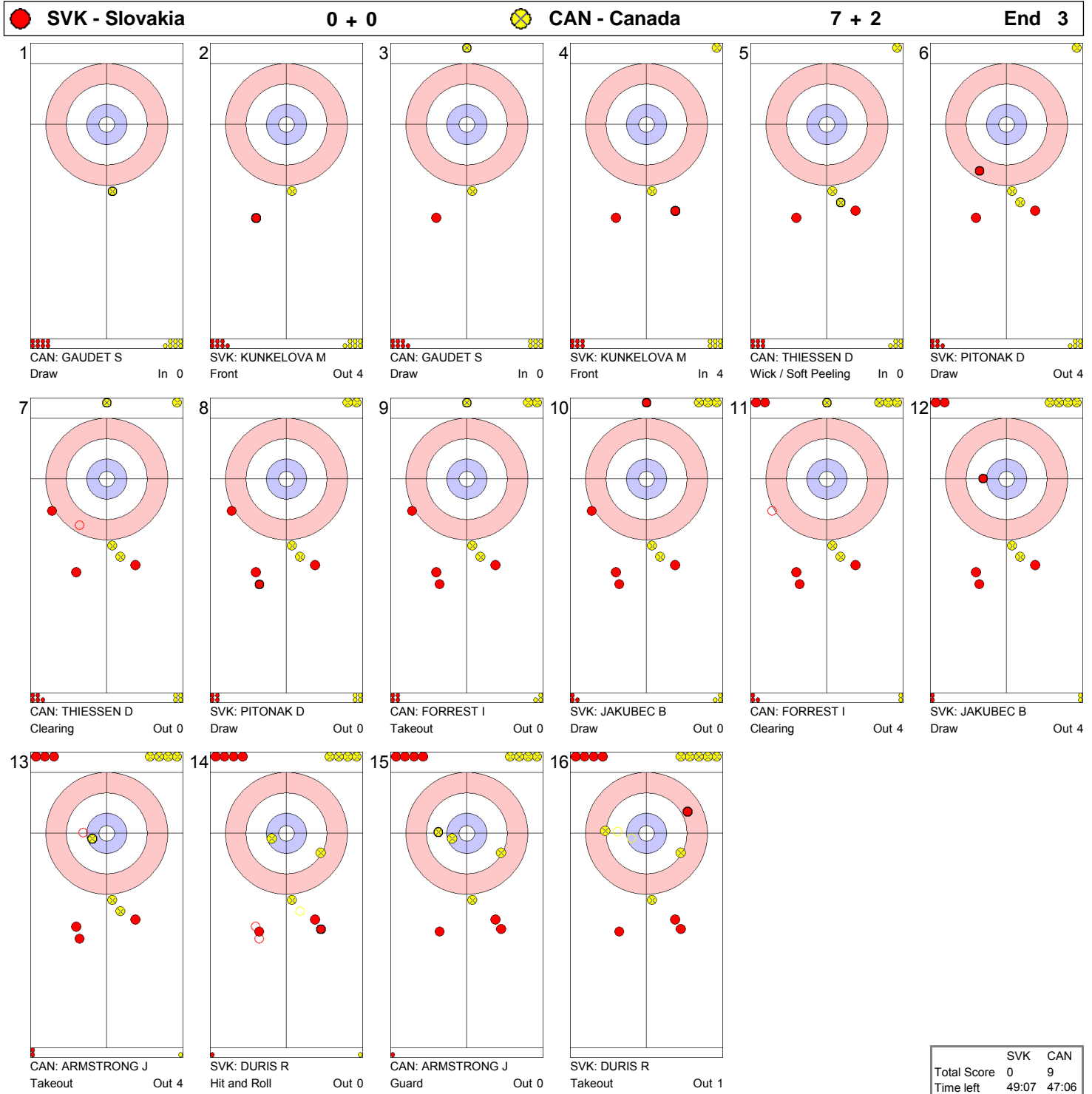
	SVK	CAN
Total Score	0	7
Time left	54:46	53:55



THU 13 MAR 2014  
Start Time 9:30

**Round Robin Session 11 - Sheet C**  
Круговой турнир, сессия 11 - Дорожка C

**Game - Shot by Shot**  
Матч - бросок за броском

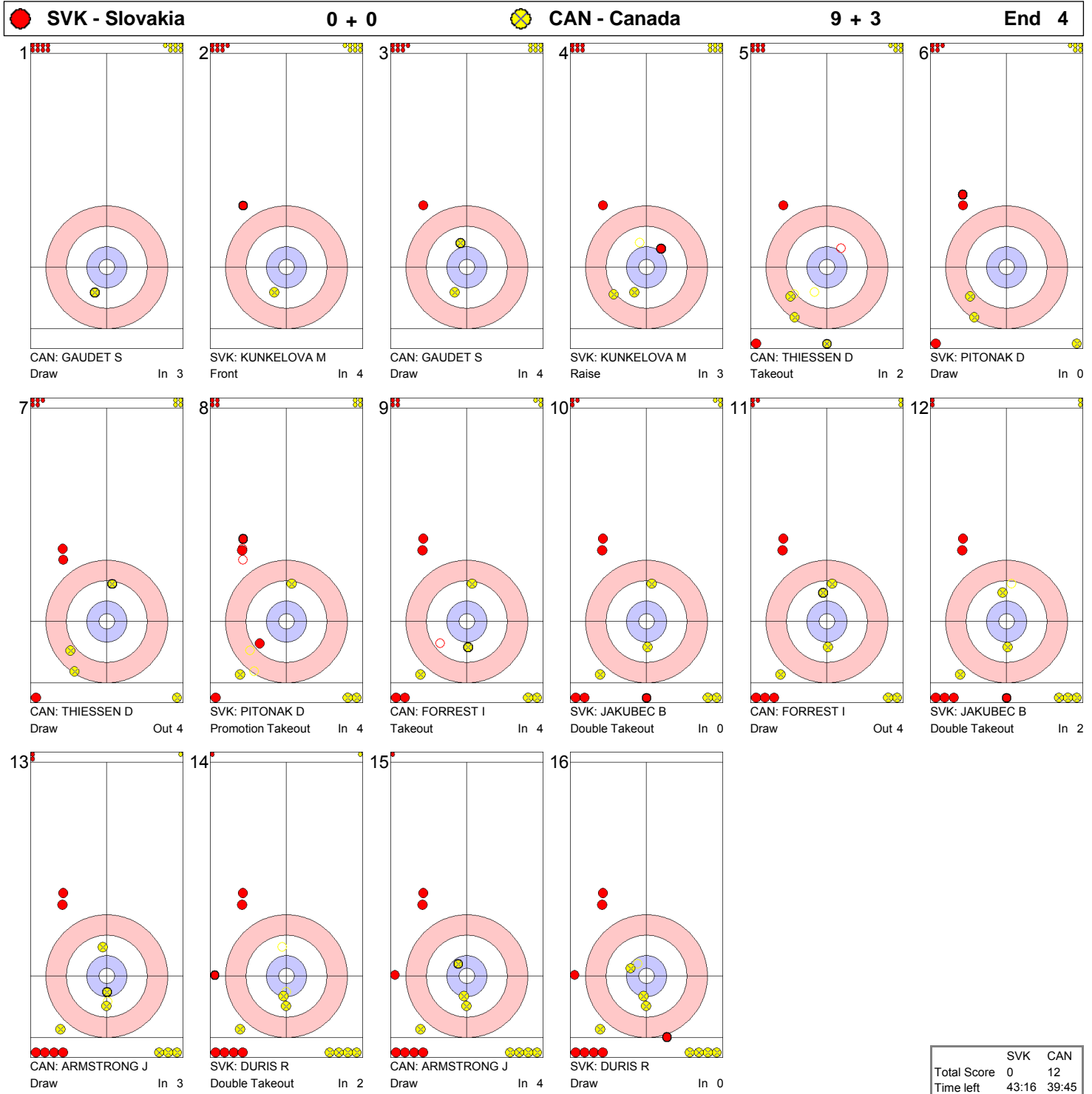




THU 13 MAR 2014  
Start Time 9:30

Round Robin Session 11 - Sheet C  
Круговой турнир, сессия 11 - Дорожка C

Game - Shot by Shot  
Матч - бросок за броском





THU 13 MAR 2014  
Start Time 9:30

Round Robin Session 11 - Sheet C  
Круговой турнир, сессия 11 - Дорожка C

Game - Shot by Shot  
Матч - бросок за броском



	SVK	CAN
Total Score	0	14
Time left	35:54	32:35



THU 13 MAR 2014  
Start Time 9:30

Round Robin Session 11 - Sheet C  
Круговой турнир, сессия 11 - Дорожка C

Game - Shot by Shot  
Матч - бросок за броском





THU 13 MAR 2014  
Start Time 9:30

Round Robin Session 11 - Sheet D  
Круговой турнир, сессия 11 - Дорожка D

## Game Results

Результаты матча

Sheet	Game	Team	LSFE	1	2	3	4	5	6	7	8	Extra Ends	Total
D	8	SWE - Sweden		2	1	1	2	3	0	2	X		11
	9	NOR - Norway	*	0	0	0	0	0	1	0	X		1

SWE - Sweden		Game	All
4 S	JUNGNELL Jalle	M	79 % 46 %
3	KALLIN Patrik	M	73 % 60 %
2 V	IKONEN Glenn	M	55 % 43 %
1	ULANDER Kicki	F	75 % 61 %
A	REPPE Zandra	F	- % 75 %
Team Total			70 % 53 %

Time remaining: 14 minutes 32 seconds

Last Stone Draw: 185.4 cm (out)

NOR - Norway		Game	All
4 S	LORENTSEN Rune	M	20 % 47 %
3 V	STORDAHL Jostein	M	50 % 49 %
2	SAMDAL Anne Mette	F	59 % 51 %
1	RAFDAL Terje	M	50 % 62 %
A	LOECHEN Sissel	F	67 % 58 %
Team Total			46 % 52 %

Time remaining: 8 minutes 27 seconds

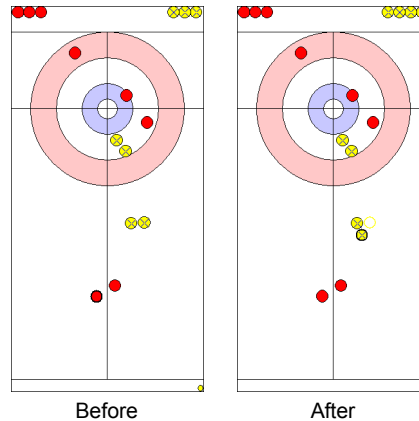
Last Stone Draw: 64.4 cm

Time-out: end 3 - NOR stone 8

LOECHEN S replaced RAFDAL T at the beginning of end 5

### Most Important Shot:

The Norwegian Skip LORENTSEN R missed a Raise on two of his own stones after the Swedish Skip JUNGNELL J made two perfect Guards protecting a stone in the four foot.



End: 3  
Team: NOR - Norway  
Player: LORENTSEN R  
Stone: Fourth, 2nd stone  
Task: Raise  
Handle: In-turn  
Points: 0%

● SWE  
● NOR

### NOTE

Team position and functions are attached to each team member's name as follows:  
4 = Fourth, 3 = Third, 2 = Second, 1 = Lead, A = Alternate, S = Skip, V = Vice-Skip

### LEGEND

F Female

LSFE (\*) Last stone first end

M Male

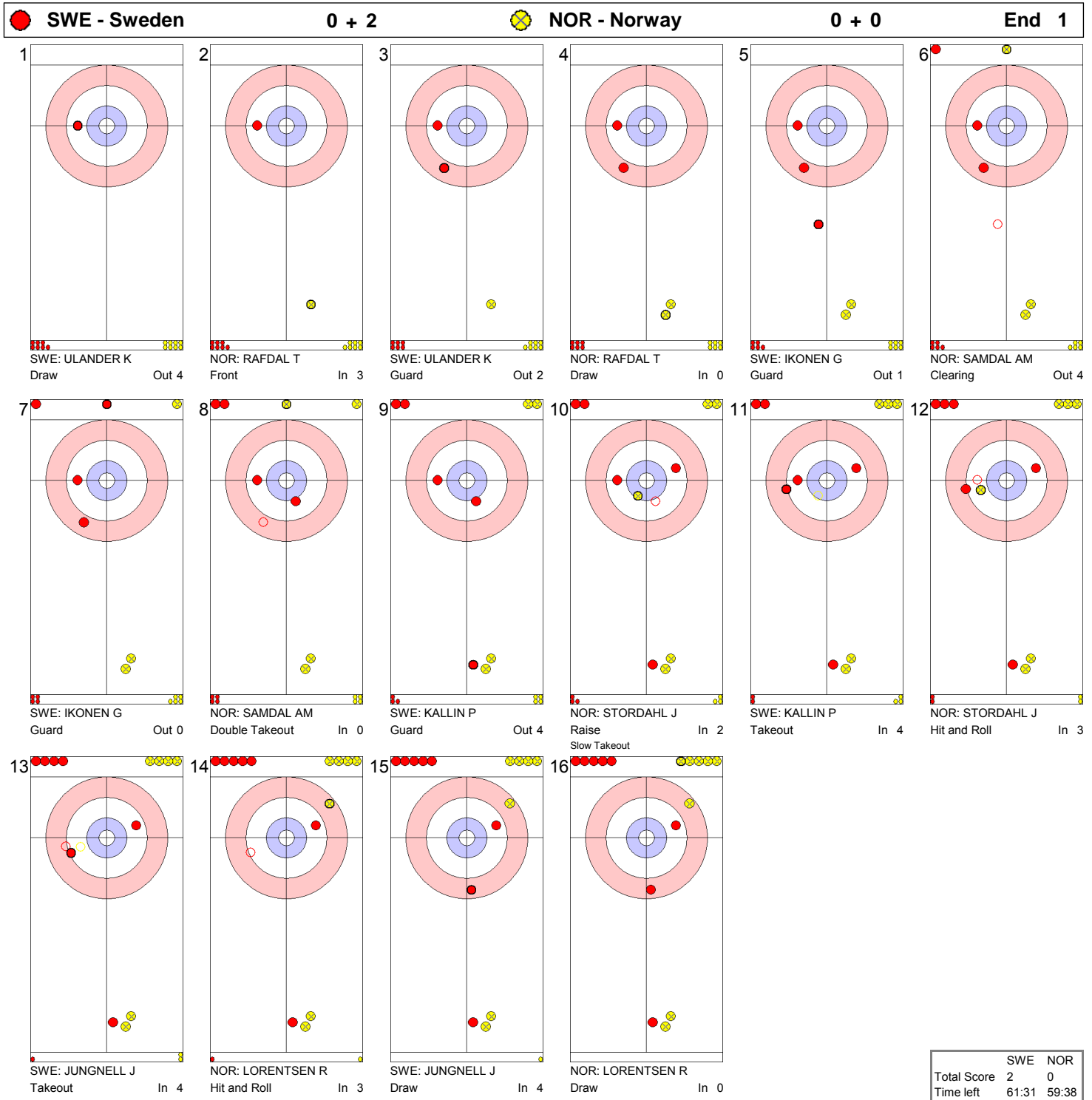
X Unplayed/unfinished end due to concession



THU 13 MAR 2014  
Start Time 9:30

Round Robin Session 11 - Sheet D  
Круговой турнир, сессия 11 - Дорожка D

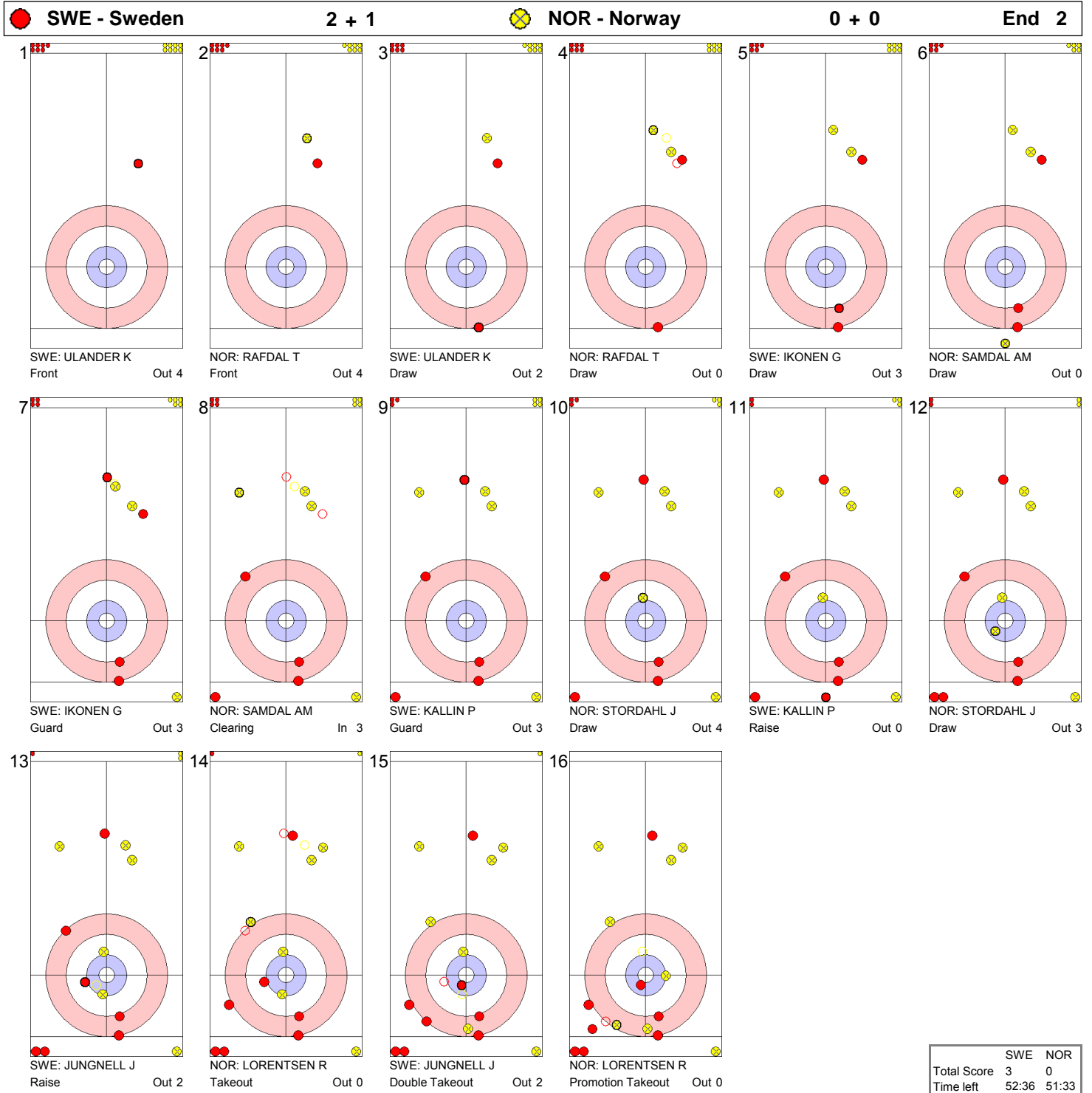
Game - Shot by Shot  
Матч - бросок за броском





THU 13 MAR 2014  
Start Time 9:30

**Game - Shot by Shot**  
Матч - бросок за броском







THU 13 MAR 2014  
Start Time 9:30

Round Robin Session 11 - Sheet D  
Круговой турнир, сессия 11 - Дорожка D

Game - Shot by Shot  
Матч - бросок за броском

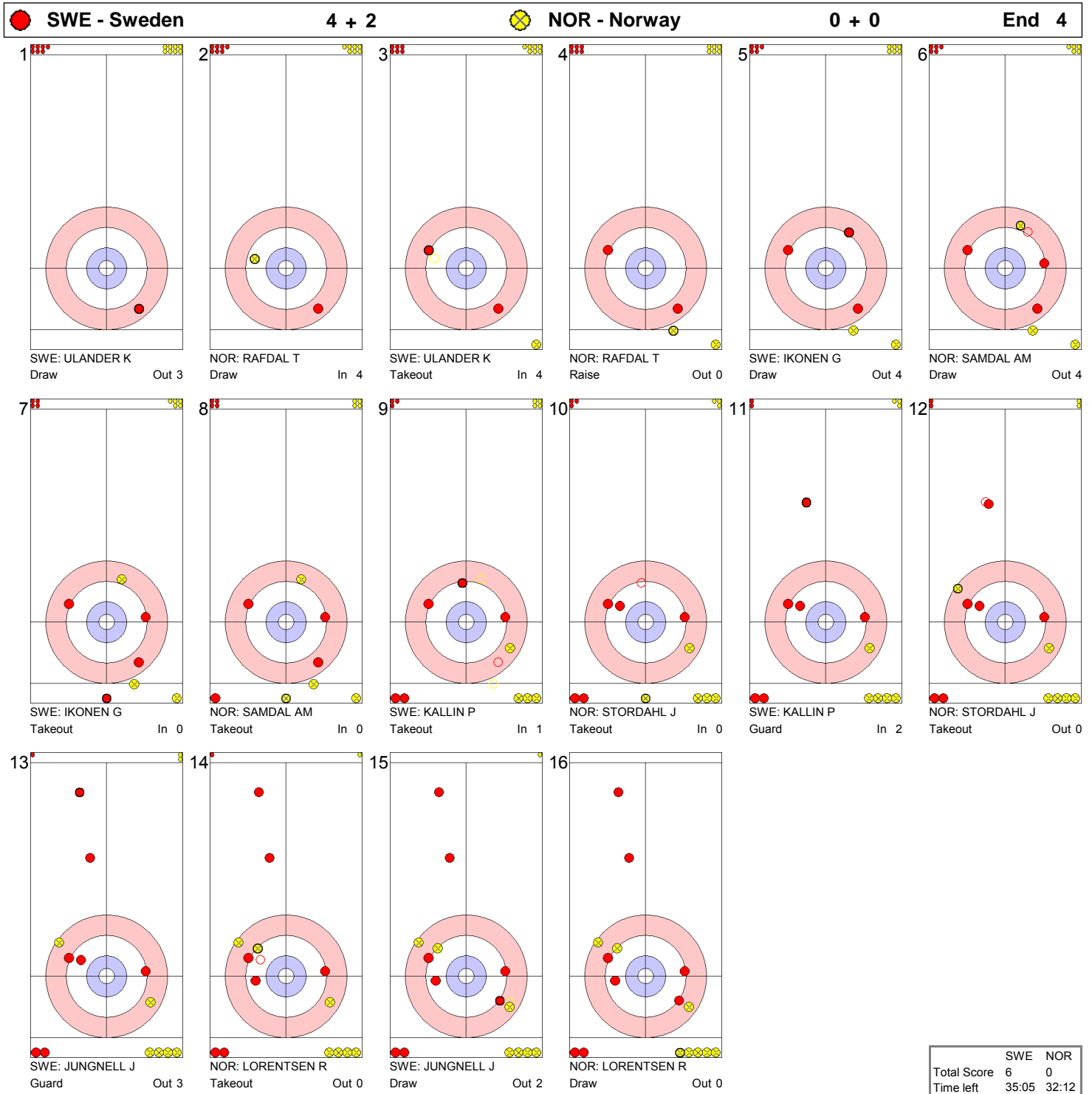




THU 13 MAR 2014  
Start Time 9:30

Round Robin Session 11 - Sheet D  
Круговой турнир, сессия 11 - Дорожка D

Game - Shot by Shot  
Матч - бросок за броском

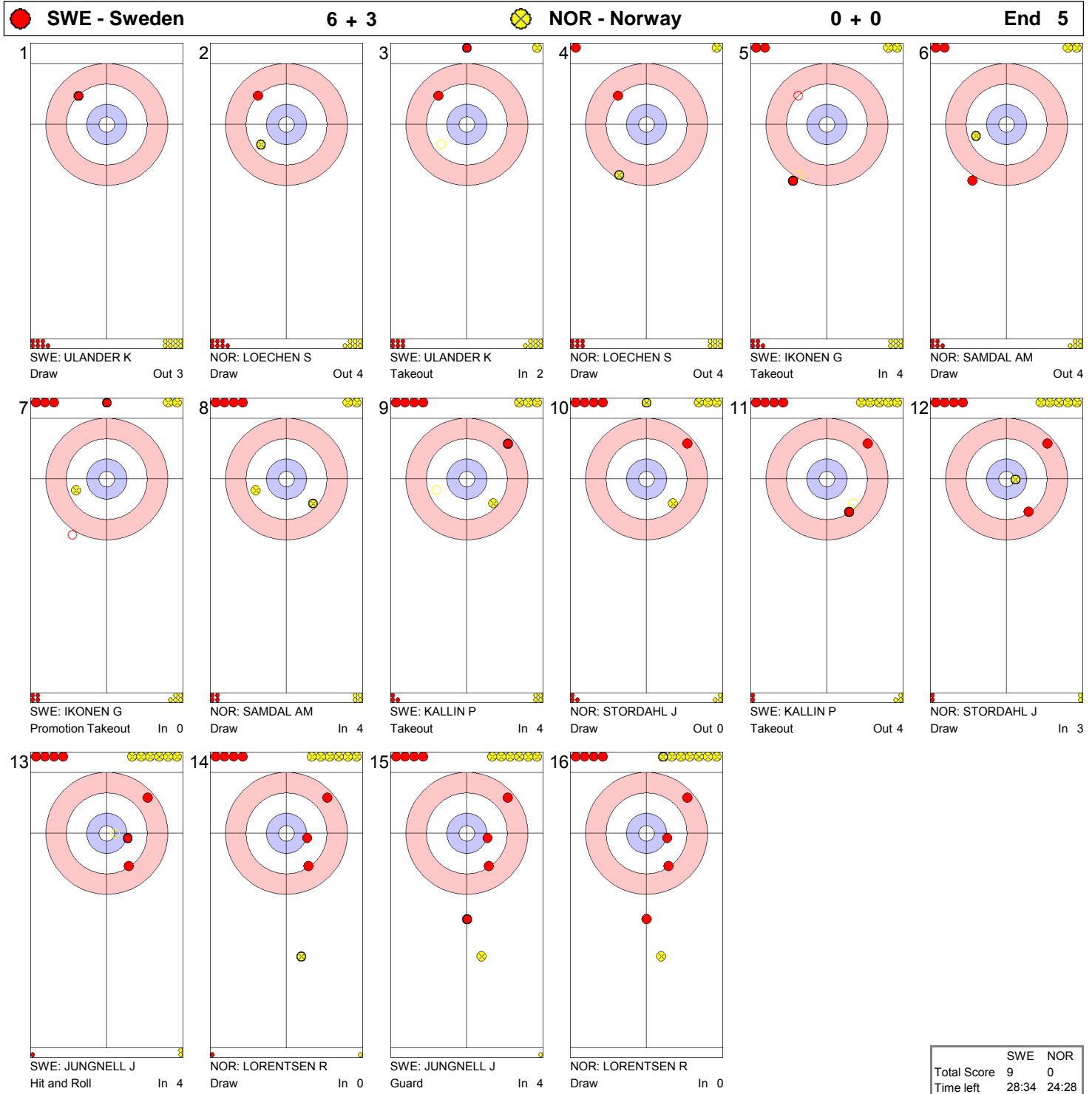




THU 13 MAR 2014  
Start Time 9:30

Round Robin Session 11 - Sheet D  
Круговой турнир, сессия 11 - Дорожка D

Game - Shot by Shot  
Матч - бросок за броском

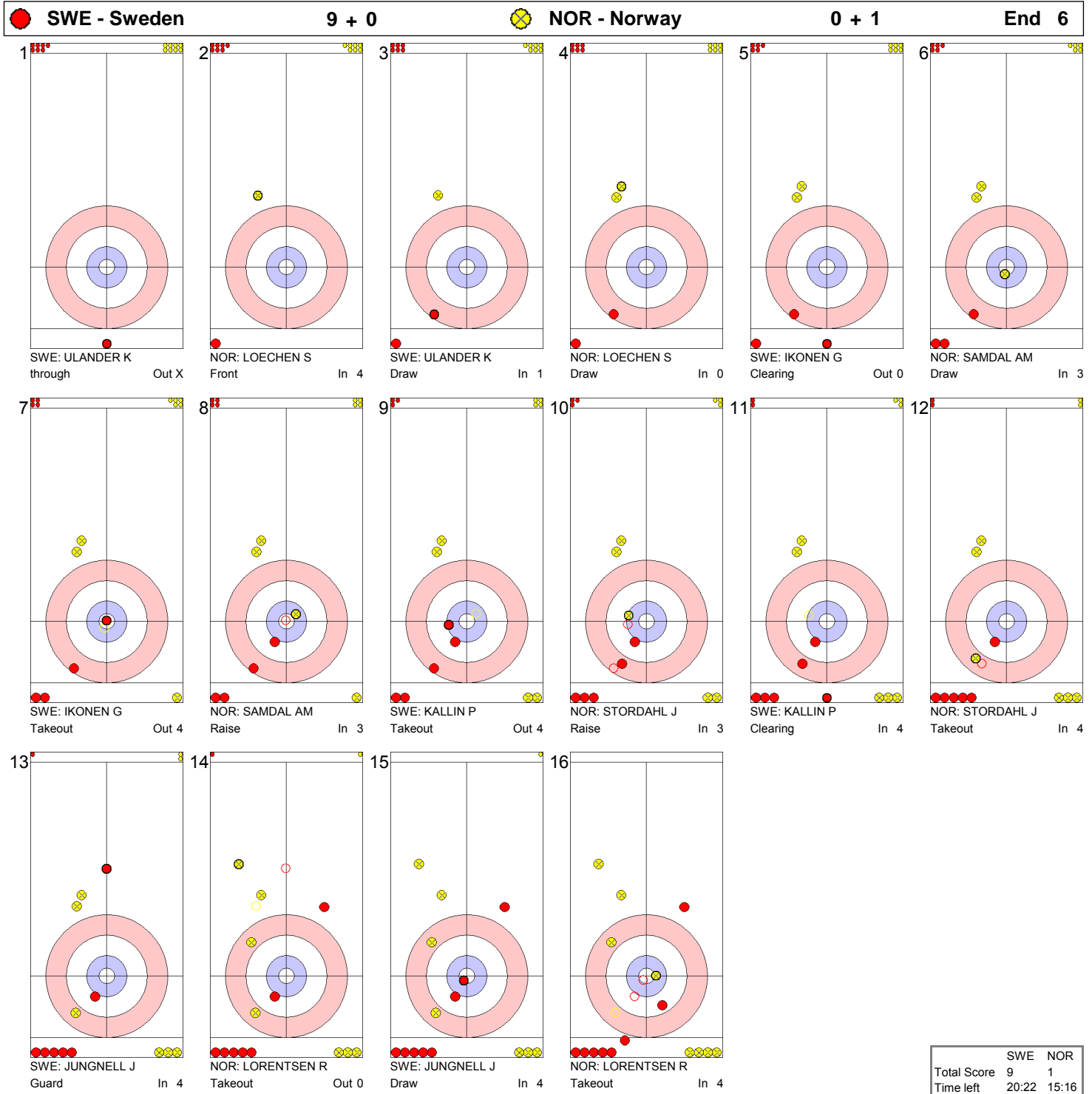




THU 13 MAR 2014  
Start Time 9:30

Round Robin Session 11 - Sheet D  
Круговой турнир, сессия 11 - Дорожка D

Game - Shot by Shot  
Матч - бросок за броском

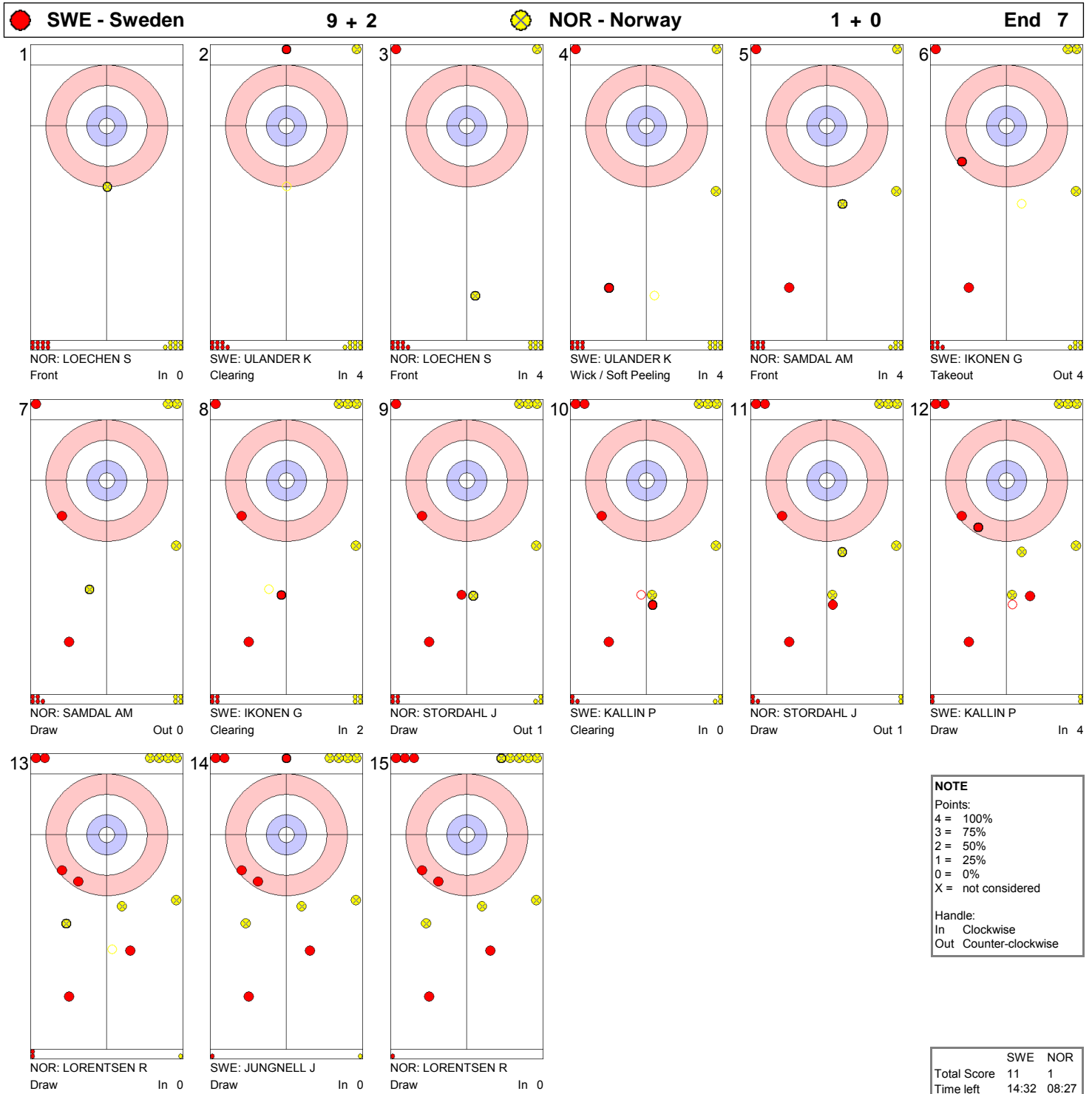




THU 13 MAR 2014  
Start Time 9:30

Round Robin Session 11 - Sheet D  
Круговой турнир, сессия 11 - Дорожка D

Game - Shot by Shot  
Матч - бросок за броском





WED 12 MAR 2014  
Start Time 15:30

## Session Results and Standings

Результаты сессии и текущее положение команд

Sheet	Game	Team	LSFE	1	2	3	4	5	6	7	8	Extra Ends	Total
A	7	SWE - Sweden		0	2	0	0	0	1	0	X		3
	8	USA - United States of America	*	1	0	1	3	2	0	1	X		8
B	8	CHN - People's Republic of China	*	2	0	2	0	0	3	1	X		8
	7	FIN - Finland		0	0	0	1	1	0	0	X		2
C	8	NOR - Norway	*	1	0	2	0	2	0	0	0		5
	8	RUS - Russian Federation		0	2	0	1	0	1	1	1		6

## Standings after Round Robin Session 10

Rank	Team	Games	Wins	Losses	
1	RUS - Russian Federation	8	7	1	Q
2	CAN - Canada	7	6	1	Q
3	GBR - Great Britain	7	4	3	
3	SVK - Slovakia	7	4	3	
5	CHN - People's Republic of China	8	4	4	
5	USA - United States of America	8	4	4	
7	NOR - Norway	8	3	5	
8	KOR - Republic of Korea	7	2	5	
8	SWE - Sweden	7	2	5	
10	FIN - Finland	7	1	6	

### LEGEND

LSFE (\*) Last stone first end

Q Qualified for the semifinals

X Unplayed/unfinished end due to concession



WED 12 MAR 2014  
Start Time 15:30

Round Robin Session 10 - Sheet A  
Круговой турнир, сессия 10 - Дорожка А

## Game Results

Результаты матча

Sheet	Game	Team	LSFE	1	2	3	4	5	6	7	8	Extra Ends	Total
A	7	SWE - Sweden		0	2	0	0	0	1	0	X		3
	8	USA - United States of America	*	1	0	1	3	2	0	1	X		8

SWE - Sweden		Game	All
4 S	JUNGNELL Jalle	M	38 % 42 %
3	KALLIN Patrik	M	43 % 58 %
2 V	IKONEN Glenn	M	70 % 42 %
1	ULANDER Kicki	F	63 % 59 %
A	REPPE Zandra	F	- % 75 %
Team Total			54 % 50 %

USA - United States of America		Game	All
4 S	McDONALD Patrick	M	55 % 48 %
3	JOSEPH Jimmy	M	68 % 54 %
2	GREELY Penny	F	59 % 53 %
1 V	PALMER Dave	M	50 % 45 %
A	LINO Meghan	F	- % 56 %
Team Total			58 % 50 %

Time remaining: 5 minutes 17 seconds

Last Stone Draw: 185.4 cm (out)

Time-out: end 6 - SWE stone 7

Time remaining: 12 minutes 58 seconds

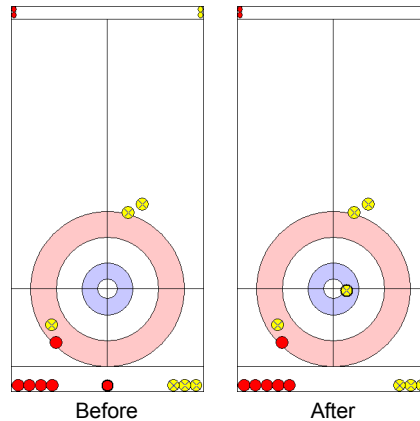
Last Stone Draw: 17.3 cm

Time-out: end 2 - USA stone 8

LINO M replaced PALMER D at the beginning of end 8. Both her stones were not considered for statistics (played through on purpose)  
Revised line-up: (4 S) McDONALD P, (3 V) JOSEPH J, (2) GREELY P, (1) LINO M

### Most Important Shot:

The US Skip McDONALD P made an excellent Draw to the button around the guard with his first stone. It set up a steal of three for the US team because the Swedish Skip JUNGNELL J missed his two shots after this.



End: 4  
Team: USA - United States  
Player: McDONALD P  
Stone: Fourth, 1st stone  
Task: Draw  
Handle: Out-turn  
Points: 100%

● SWE  
● USA

### NOTE

Team position and functions are attached to each team member's name as follows:  
4 = Fourth, 3 = Third, 2 = Second, 1 = Lead, A = Alternate, S = Skip, V = Vice-Skip

### LEGEND

F Female

LSFE (\*) Last stone first end

M Male

X Unplayed/unfinished end due to concession



WED 12 MAR 2014  
Start Time 15:30

Round Robin Session 10 - Sheet A  
Круговой турнир, сессия 10 - Дорожка А

Game - Shot by Shot  
Матч - бросок за броском



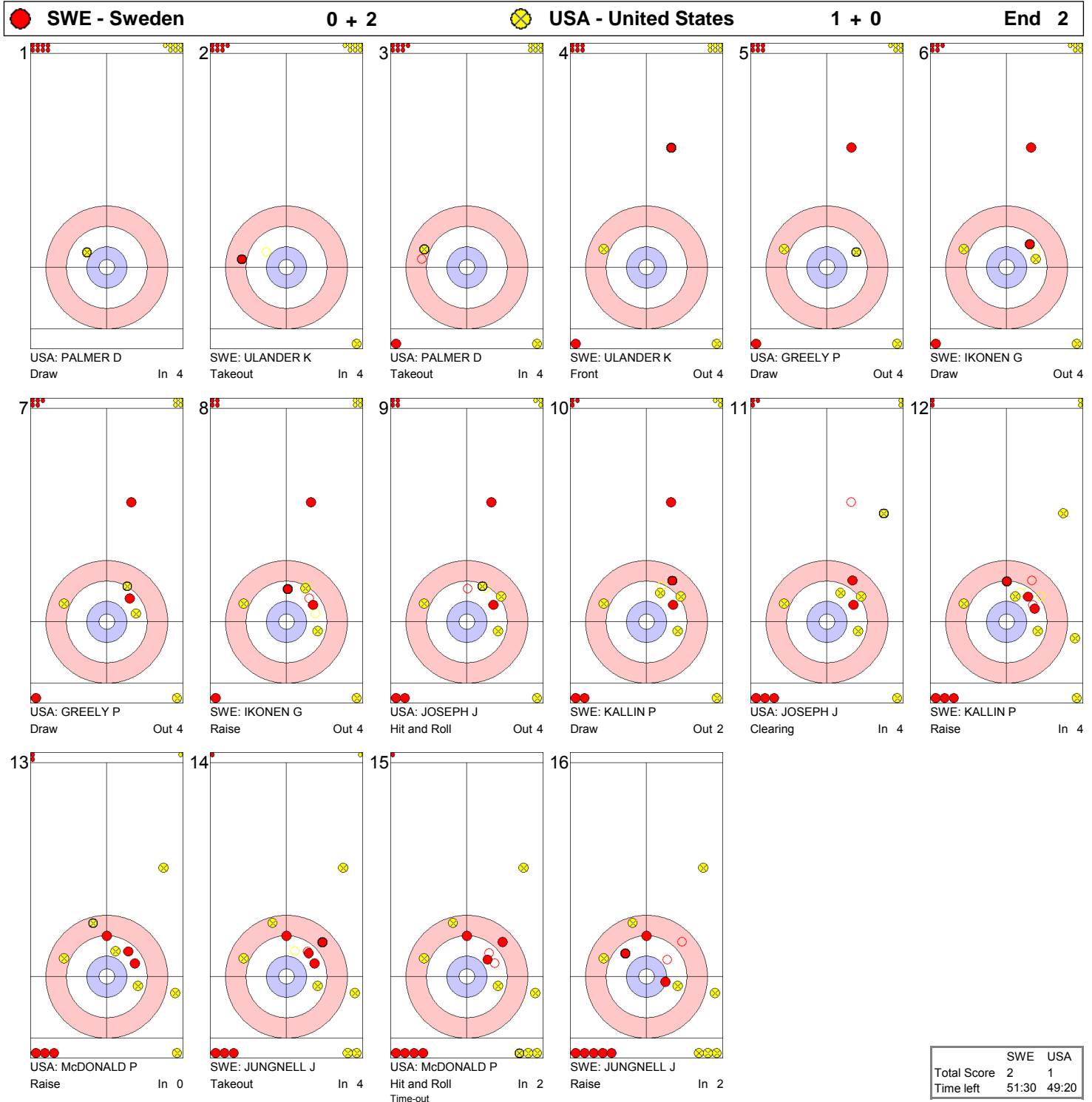




WED 12 MAR 2014  
Start Time 15:30

Round Robin Session 10 - Sheet A  
Круговой турнир, сессия 10 - Дорожка А

Game - Shot by Shot  
Матч - бросок за броском



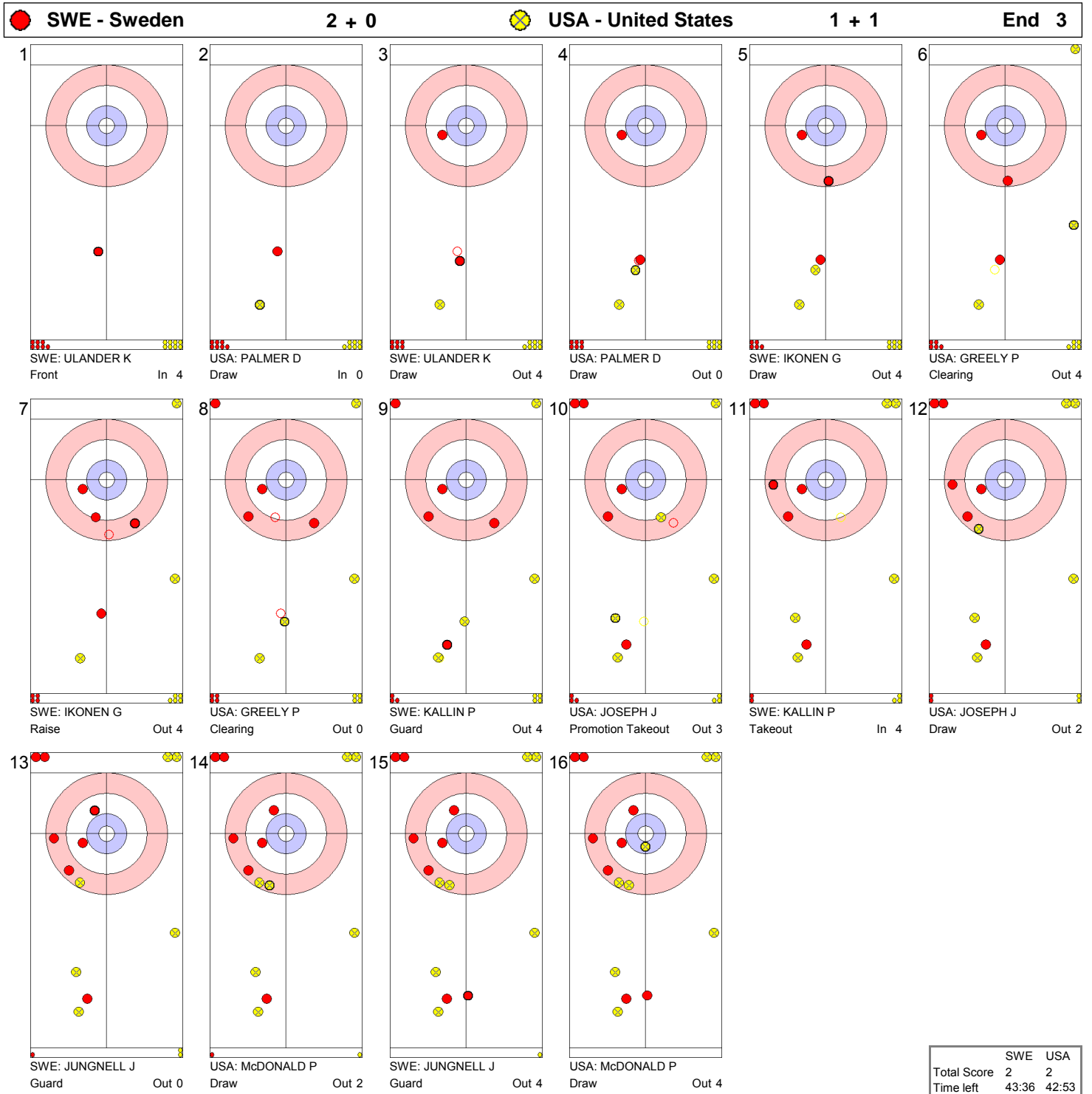
	SWE	USA
Total Score	2	1
Time left	51:30	49:20



WED 12 MAR 2014  
Start Time 15:30

Round Robin Session 10 - Sheet A  
Круговой турнир, сессия 10 - Дорожка А

Game - Shot by Shot  
Матч - бросок за броском



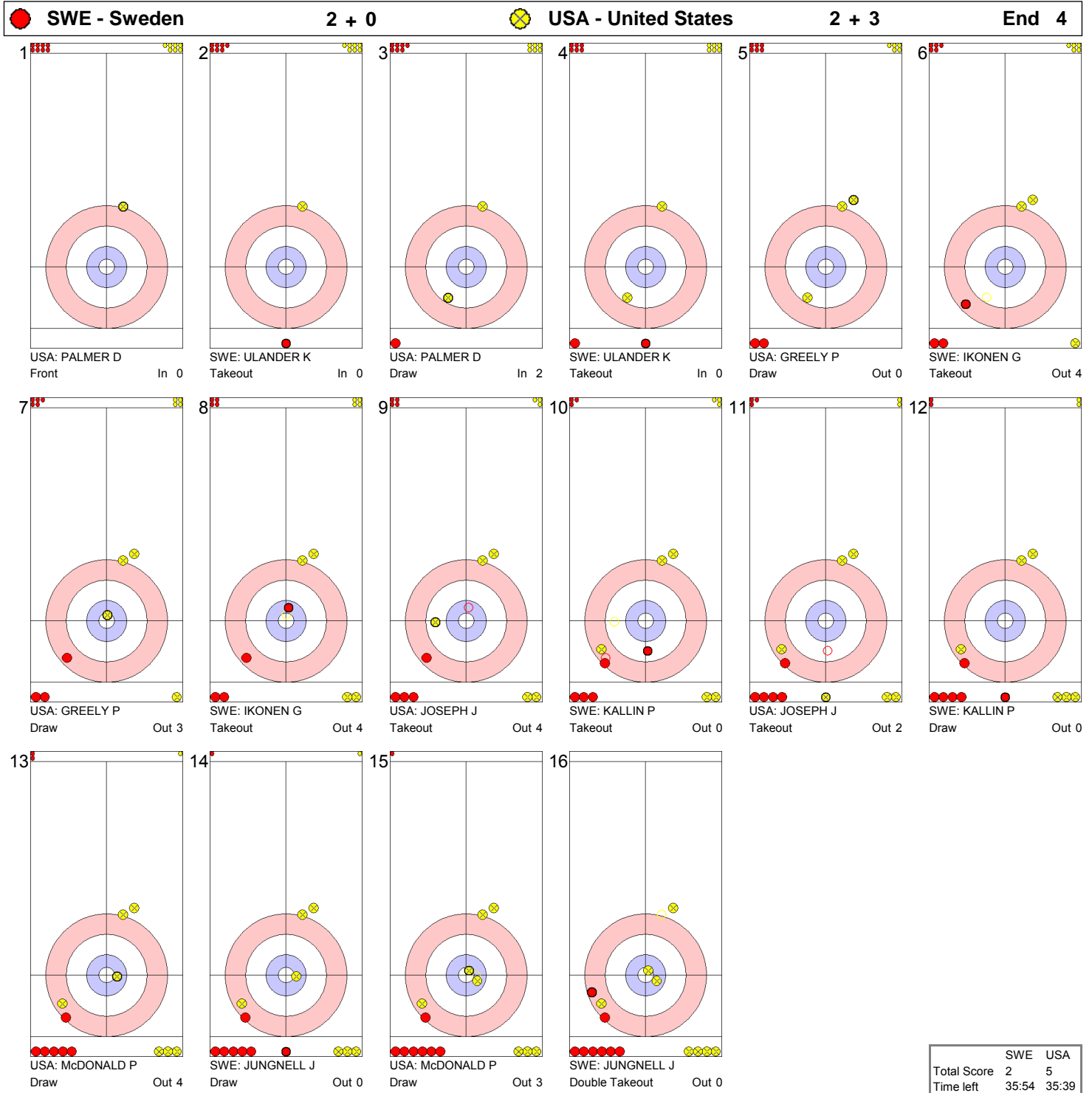


WED 12 MAR 2014  
Start Time 15:30

**Round Robin Session 10 - Sheet A**  
Круговой турнир, сессия 10 - Дорожка А

**Game - Shot by Shot**

Матч - бросок за броском





WED 12 MAR 2014  
Start Time 15:30

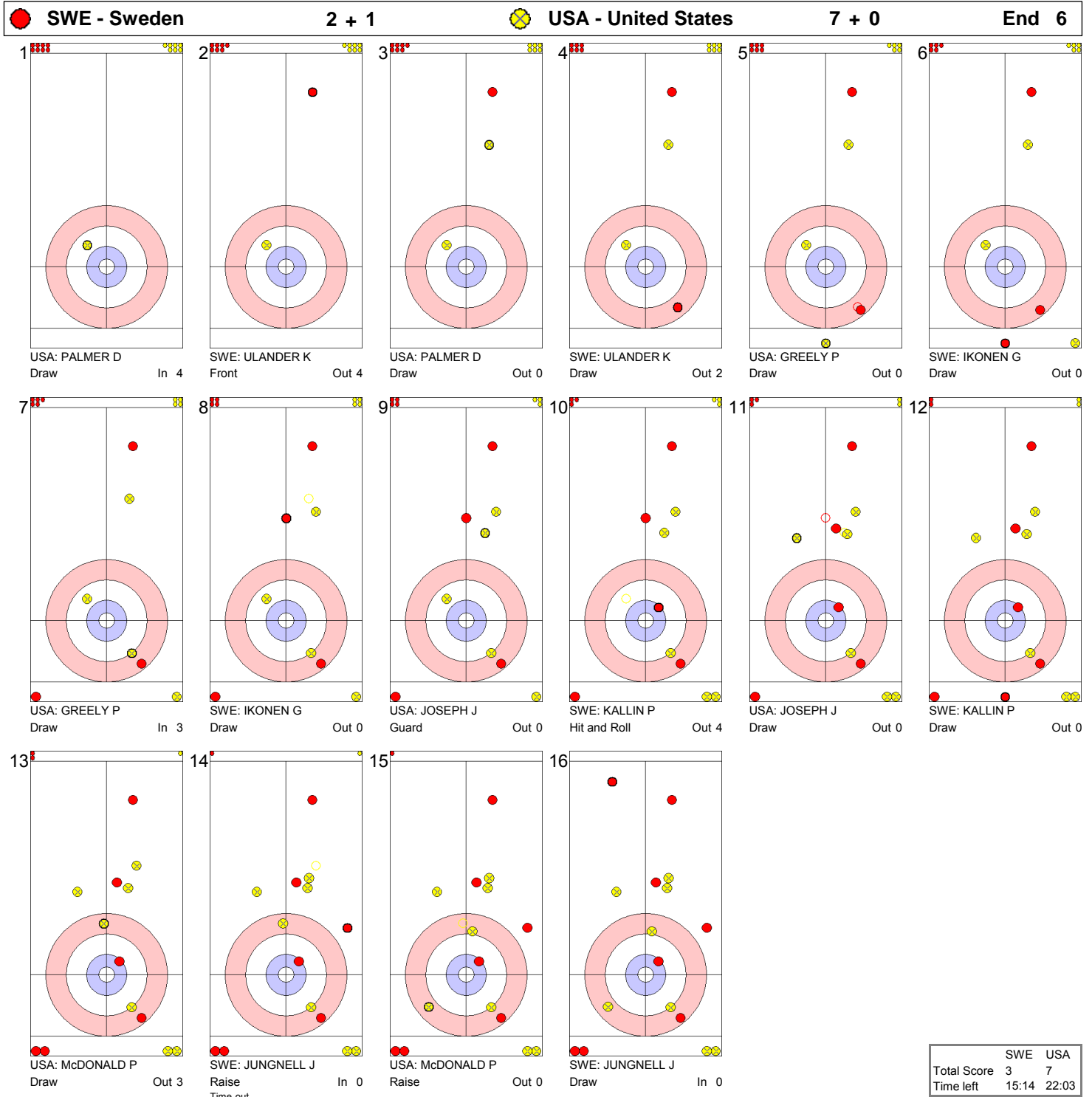
Round Robin Session 10 - Sheet A  
Круговой турнир, сессия 10 - Дорожка А

Game - Shot by Shot  
Матч - бросок за броском





**Game - Shot by Shot**  
Матч - бросок за броском



	SWE	USA
Total Score	3	7
Time left	15:14	22:03



WED 12 MAR 2014  
Start Time 15:30

Round Robin Session 10 - Sheet A  
Круговой турнир, сессия 10 - Дорожка А

Game - Shot by Shot  
Матч - бросок за броском

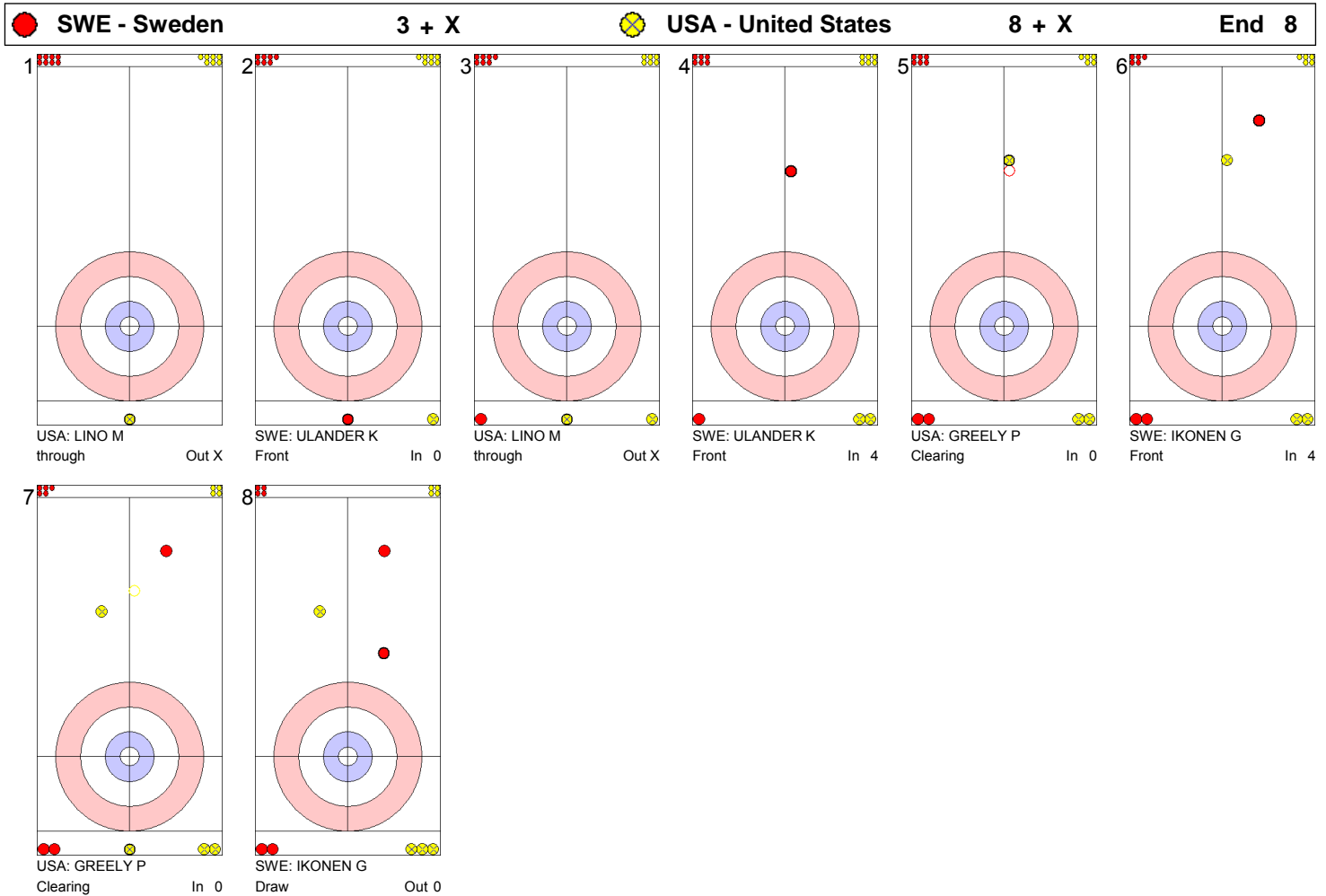




WED 12 MAR 2014  
Start Time 15:30

Round Robin Session 10 - Sheet A  
Круговой турнир, сессия 10 - Дорожка А

Game - Shot by Shot  
Матч - бросок за броском



**NOTE**  
Points:  
4 = 100%  
3 = 75%  
2 = 50%  
1 = 25%  
0 = 0%  
X = not considered  
  
Handle:  
In Clockwise  
Out Counter-clockwise

**LEGEND**  
X Unfinished end due to concession

	SWE	USA
Total Score	3	8
Time left	05:17	12:58



WED 12 MAR 2014  
Start Time 15:30

Round Robin Session 10 - Sheet B  
Круговой турнир, сессия 10 - Дорожка B

## Game Results

Результаты матча

Sheet	Game	Team	LSFE	1	2	3	4	5	6	7	8	Extra Ends	Total
B	8	CHN - People's Republic of China	*	2	0	2	0	0	3	1	X		8
	7	FIN - Finland		0	0	0	1	1	0	0	X		2

CHN - People's Republic of China		Game	All	
4 S	WANG Haitao	M	52%	55%
3 V	ZHANG Qiang	M	46%	47%
2	LIU Wei	M	55%	61%
1	XU Guangqin	F	65%	56%
A	HE Jun	M	-%	-%
Team Total			54%	55%

FIN - Finland		Game	All	
4 S	KARJALAINEN Markku	M	31%	50%
3 V	KARJALAINEN Sari	F	59%	42%
2	MOJTAHEDI Mina	F	41%	41%
1	AARNIKKA Tuomo	M	79%	59%
A	HELLMAN Vesa	M	-%	43%
Team Total			53%	49%

Time remaining: 17 minutes 1 second

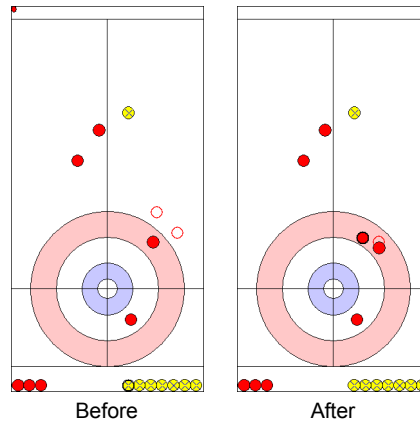
Last Stone Draw: 41.2 cm

Time remaining: 18 minutes 1 second

Last Stone Draw: 90.3 cm

### Most Important Shot:

The Chinese Skip WANG H made a Draw to score three after the Finnish Skip KARJALAINEN M missed a Takeout completely.



End: 6  
Team: CHN - China  
Player: WANG H  
Stone: Fourth, 2nd stone  
Task: Draw  
Handle: In-turn  
Points: 100%

● CHN  
● FIN

### NOTE

Team position and functions are attached to each team member's name as follows:  
4 = Fourth, 3 = Third, 2 = Second, 1 = Lead, A = Alternate, S = Skip, V = Vice-Skip

### LEGEND

F Female

LSFE (\*) Last stone first end

M Male

X Unplayed/unfinished end due to concession

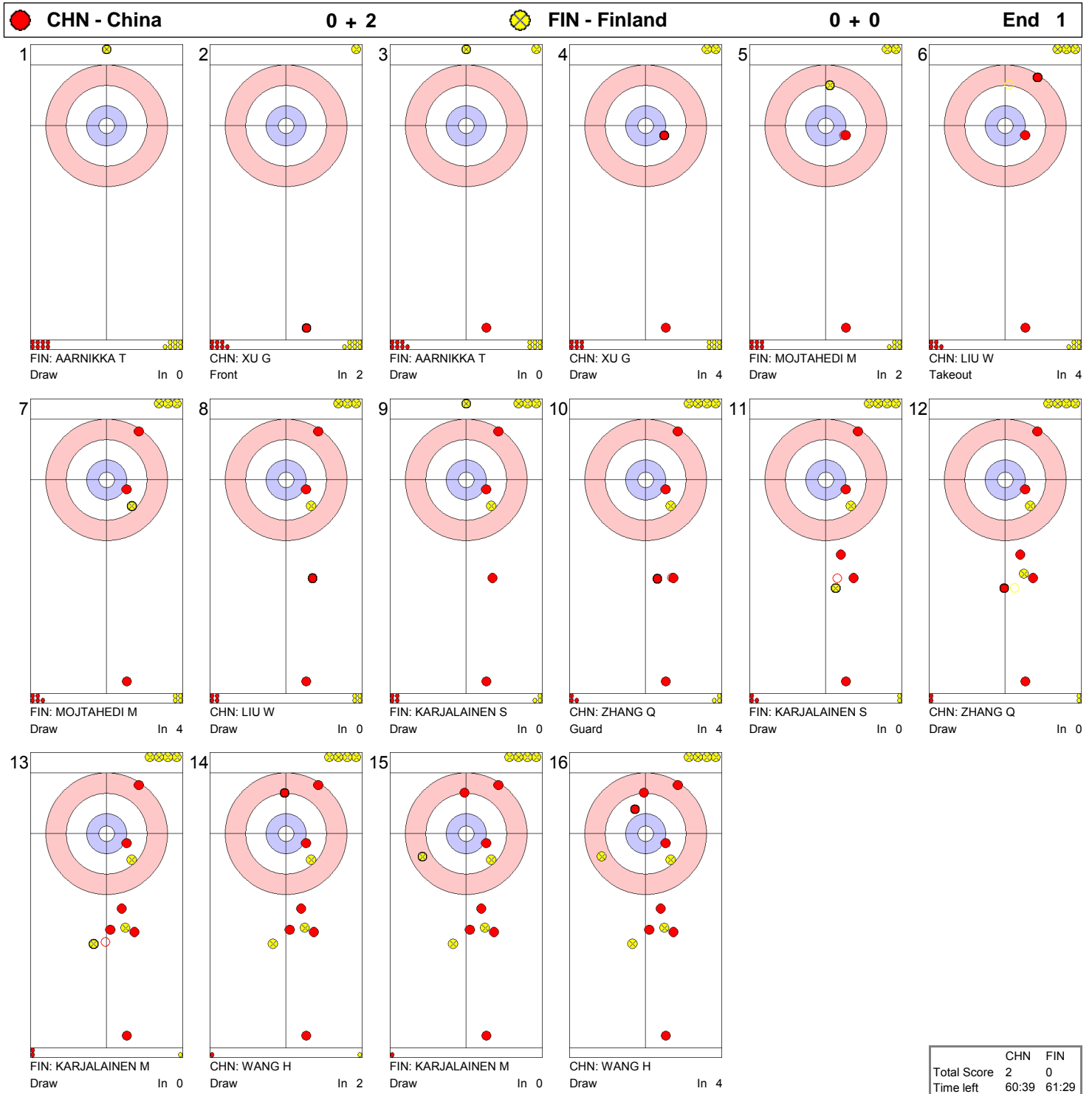




WED 12 MAR 2014  
Start Time 15:30

Round Robin Session 10 - Sheet B  
Круговой турнир, сессия 10 - Дорожка B

Game - Shot by Shot  
Матч - бросок за броском



	CHN	FIN
Total Score	2	0
Time left	60:39	61:29



WED 12 MAR 2014  
Start Time 15:30

Round Robin Session 10 - Sheet B  
Круговой турнир, сессия 10 - Дорожка B

Game - Shot by Shot  
Матч - бросок за броском





WED 12 MAR 2014  
Start Time 15:30

Game - Shot by Shot  
Матч - бросок за броском



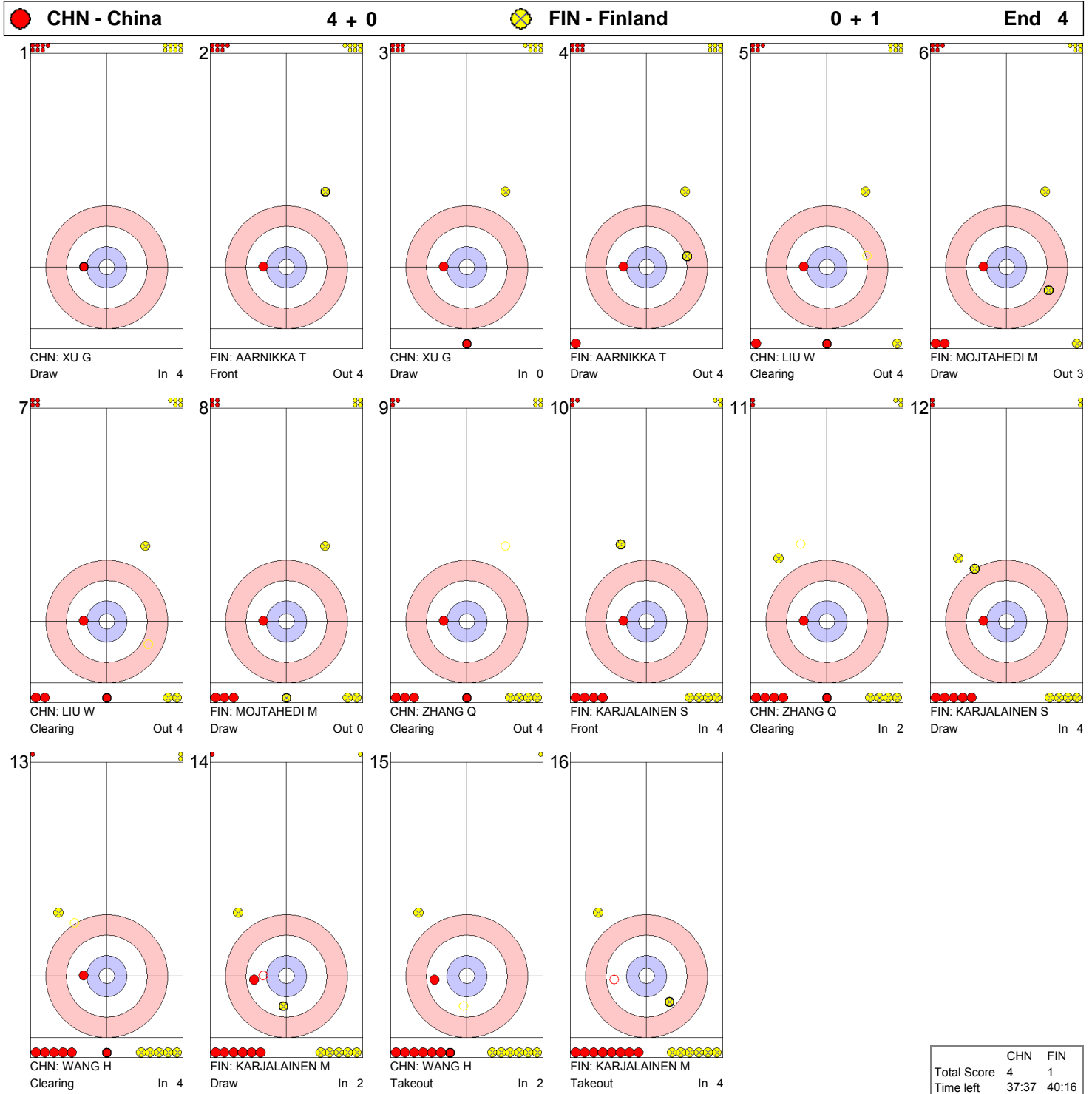
	CHN	FIN
Total Score	4	0
Time left	44:41	47:04



WED 12 MAR 2014  
Start Time 15:30

Round Robin Session 10 - Sheet B  
Круговой турнир, сессия 10 - Дорожка B

Game - Shot by Shot  
Матч - бросок за броском

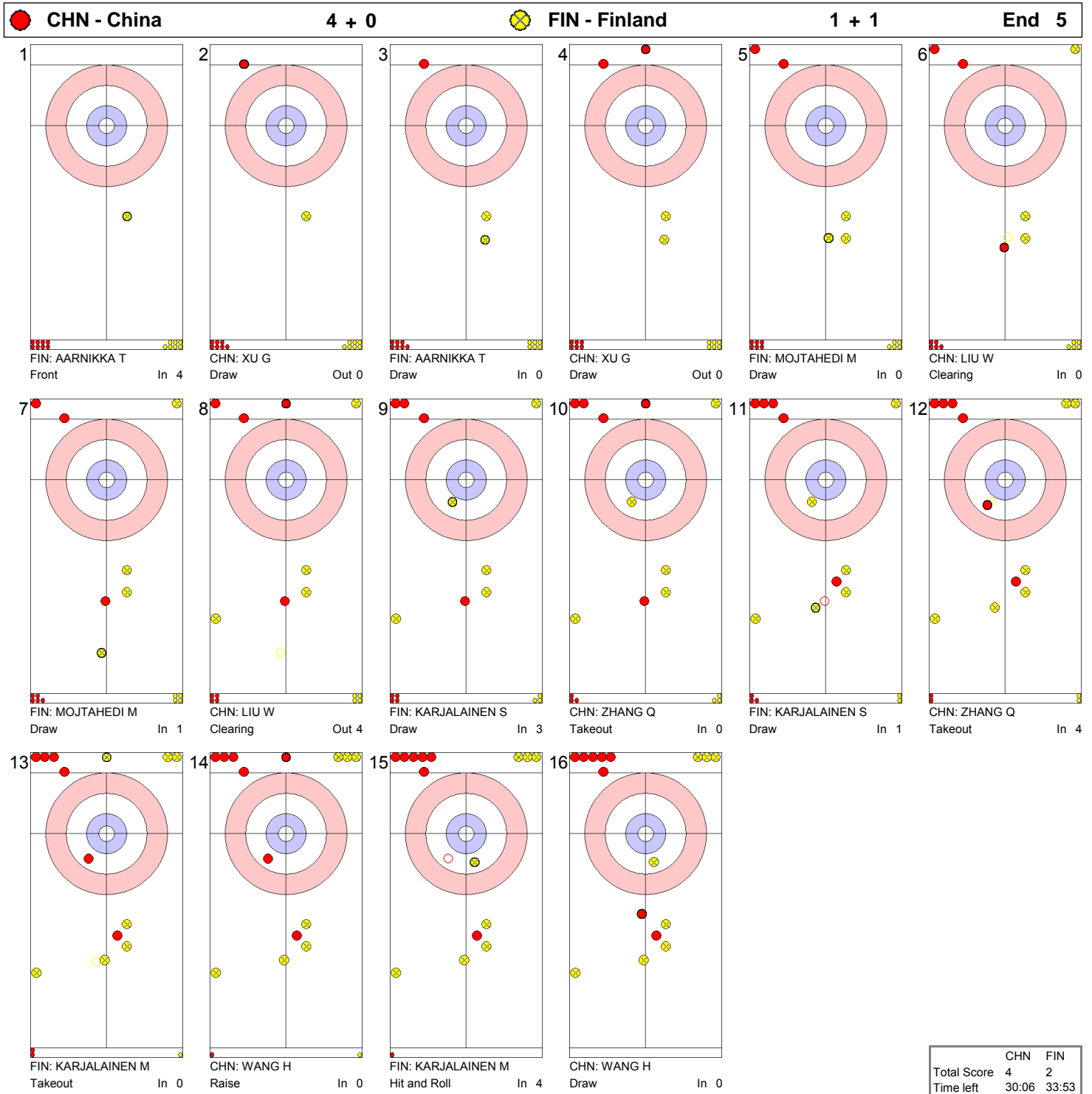




WED 12 MAR 2014  
Start Time 15:30

Round Robin Session 10 - Sheet B  
Круговой турнир, сессия 10 - Дорожка B

Game - Shot by Shot  
Матч - бросок за броском





WED 12 MAR 2014  
Start Time 15:30

**Round Robin Session 10 - Sheet B**  
Круговой турнир, сессия 10 - Дорожка B

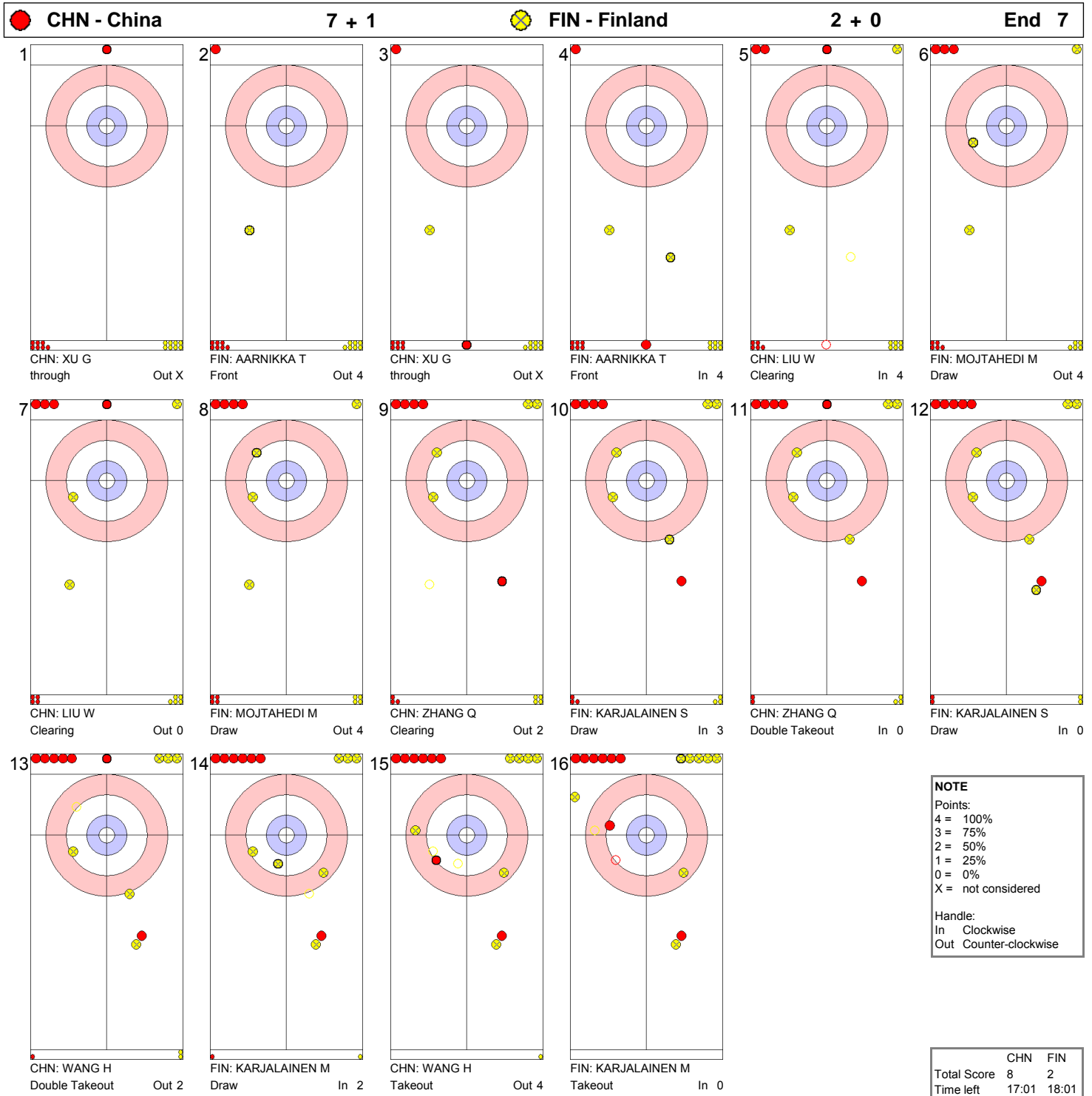
**Game - Shot by Shot**  
Матч - бросок за броском



	CHN	FIN
Total Score	7	2
Time left	22:55	25:58



**Game - Shot by Shot**  
Матч - бросок за броском





WED 12 MAR 2014  
Start Time 15:30

Round Robin Session 10 - Sheet C  
Круговой турнир, сессия 10 - Дорожка C

## Game Results

Результаты матча

Sheet	Game	Team	LSFE	1	2	3	4	5	6	7	8	Extra Ends	Total
C	8	NOR - Norway	*	1	0	2	0	2	0	0	0		5
	8	RUS - Russian Federation		0	2	0	1	0	1	1	1		6

NOR - Norway		Game	All
4 S	LORENTSEN Rune	M	50 % 51 %
3 V	STORDAHL Jostein	M	53 % 49 %
2	SAMDAL Anne Mette	F	55 % 50 %
1	RAFDAL Terje	M	75 % 62 %
A	LOECHEN Sissel	F	- % 50 %
Team Total			58 % 53 %

Time remaining: 0 minutes 18 seconds

Last Stone Draw: 128.9 cm

RUS - Russian Federation		Game	All
4 S	SMIRNOV Andrey	M	72 % 62 %
3 V	ROMANOV Marat	M	56 % 61 %
2	SLESARENKO Oxana	F	34 % 41 %
1	SHEVCHENKO Alexander	M	69 % 53 %
A	PAKHOMOVA Svetlana	F	- % 52 %
Team Total			58 % 56 %

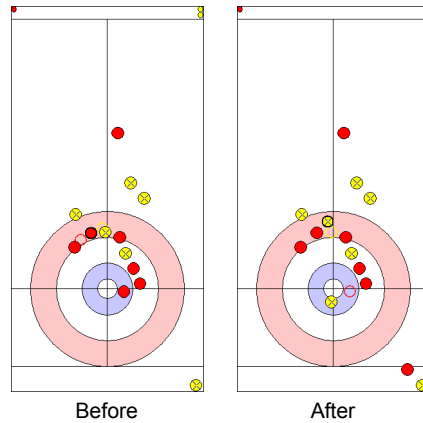
Time remaining: 0 minutes 24 seconds

Last Stone Draw: 185.4 cm (out)

Time-out: end 7 - RUS stone 8

### Most Important Shot:

Facing three Norwegian buried stones, Russian Skip SMIRNOV A played a Raise on the Russian stone in the top twelve foot to stay shot stone on the button and set up a score of one point.



End: 6  
Team: RUS - Russia  
Player: SMIRNOV A  
Stone: Fourth, 1st stone  
Task: Raise  
Handle: Out-turn  
Points: 100%

● NOR  
● RUS

### NOTE

Team position and functions are attached to each team member's name as follows:  
4 = Fourth, 3 = Third, 2 = Second, 1 = Lead, A = Alternate, S = Skip, V = Vice-Skip

### LEGEND

F Female

LSFE (\*) Last stone first end

M Male

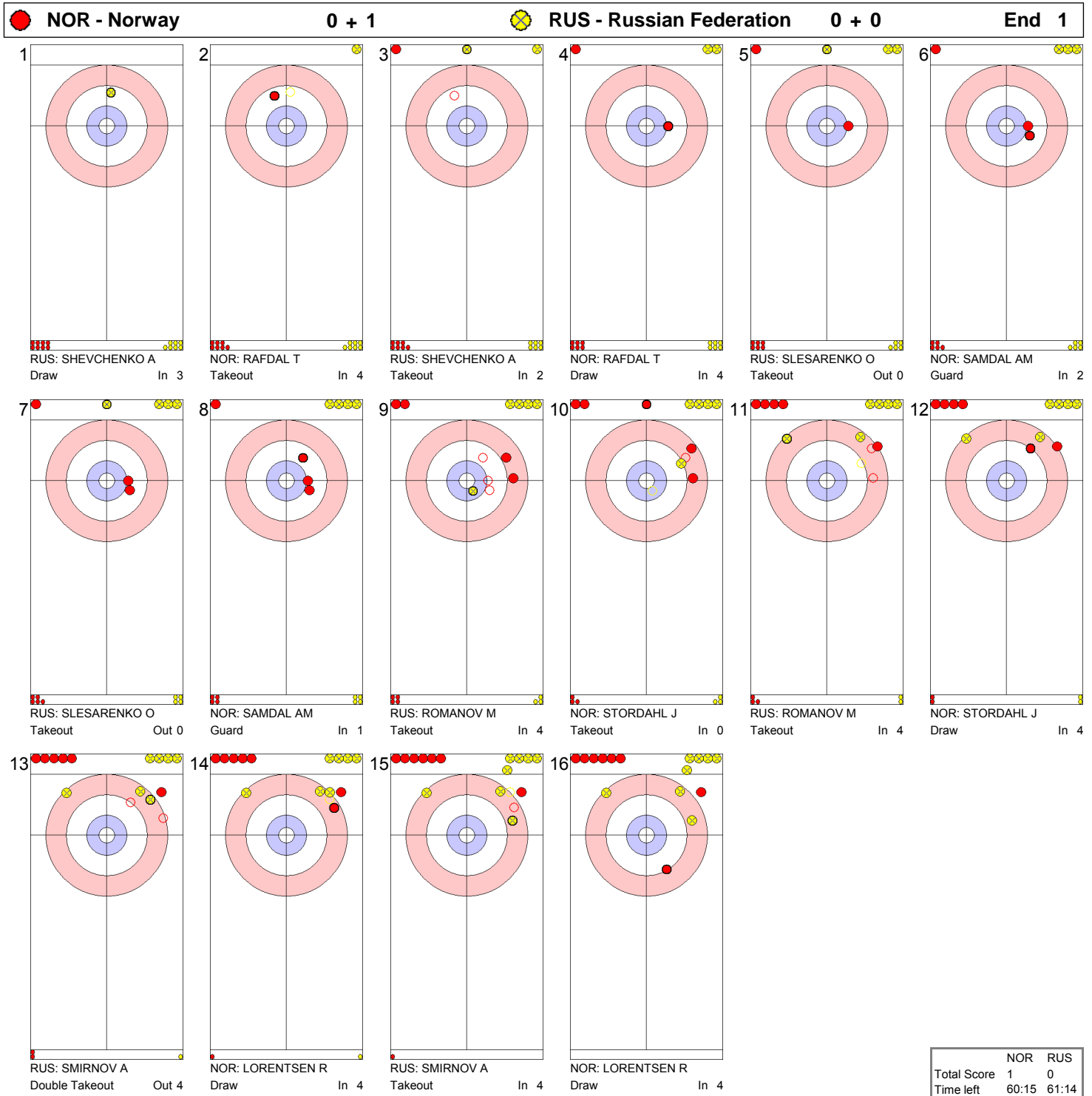




WED 12 MAR 2014  
Start Time 15:30

Round Robin Session 10 - Sheet C  
Круговой турнир, сессия 10 - Дорожка C

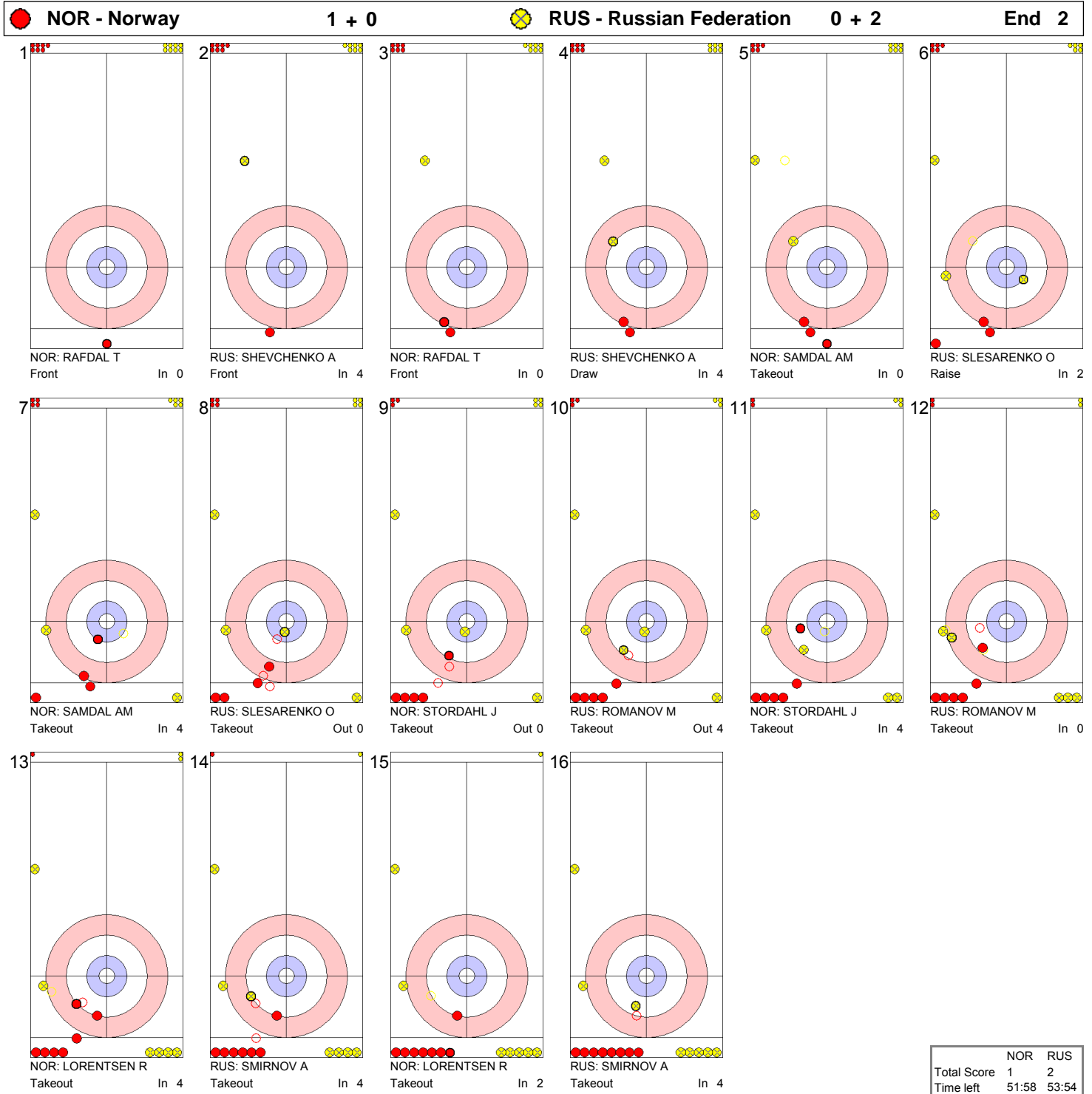
Game - Shot by Shot  
Матч - бросок за броском





WED 12 MAR 2014  
Start Time 15:30

**Game - Shot by Shot**  
Матч - бросок за броском



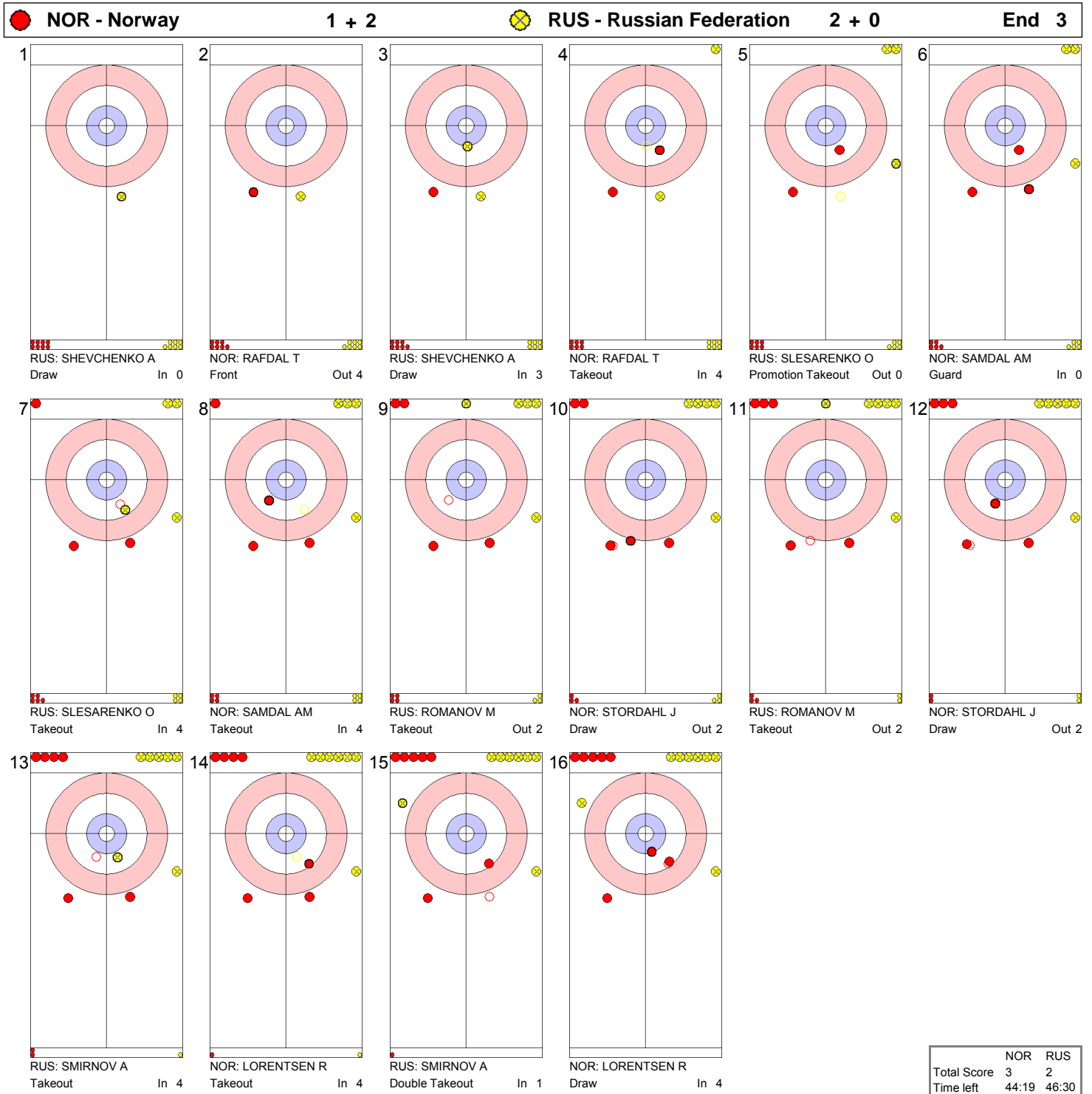


WED 12 MAR 2014  
Start Time 15:30

Round Robin Session 10 - Sheet C  
Круговой турнир, сессия 10 - Дорожка C

Game - Shot by Shot

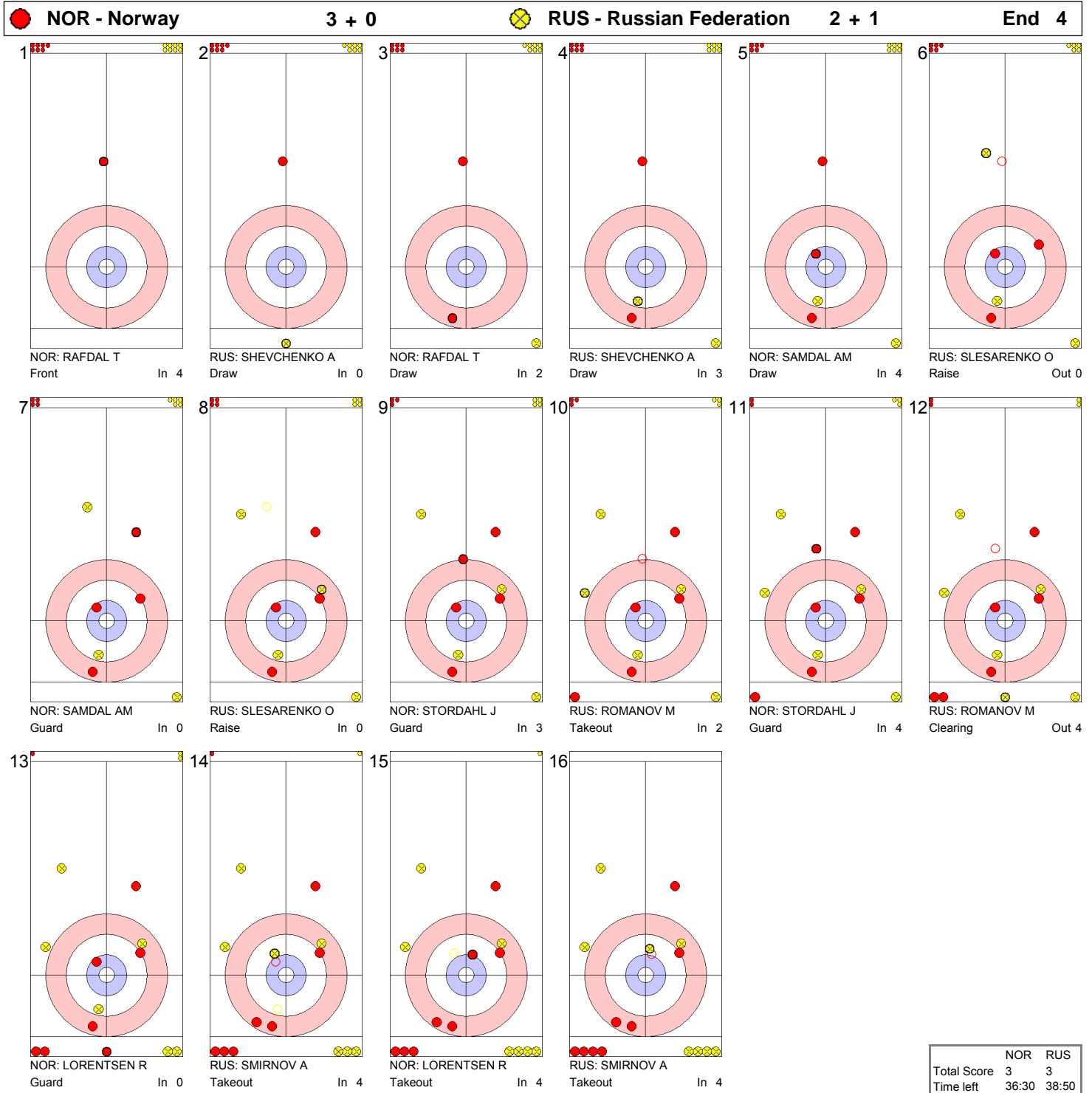
Матч - бросок за броском





WED 12 MAR 2014  
Start Time 15:30

**Game - Shot by Shot**  
Матч - бросок за броском





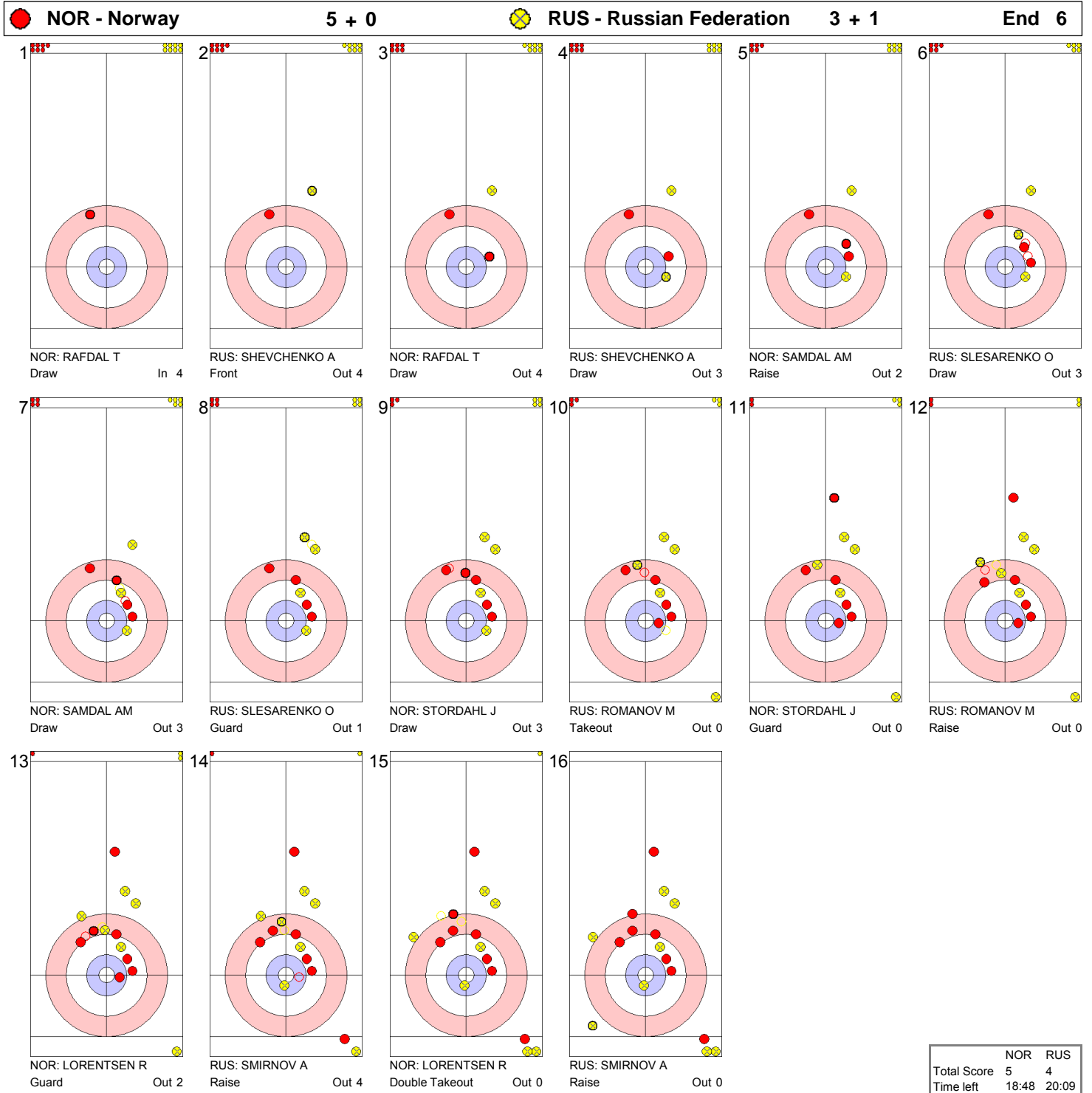
**Game - Shot by Shot**  
Матч - бросок за броском





WED 12 MAR 2014  
Start Time 15:30

**Game - Shot by Shot**  
Матч - бросок за броском





WED 12 MAR 2014  
Start Time 15:30

Round Robin Session 10 - Sheet C  
Круговой турнир, сессия 10 - Дорожка C

Game - Shot by Shot  
Матч - бросок за броском

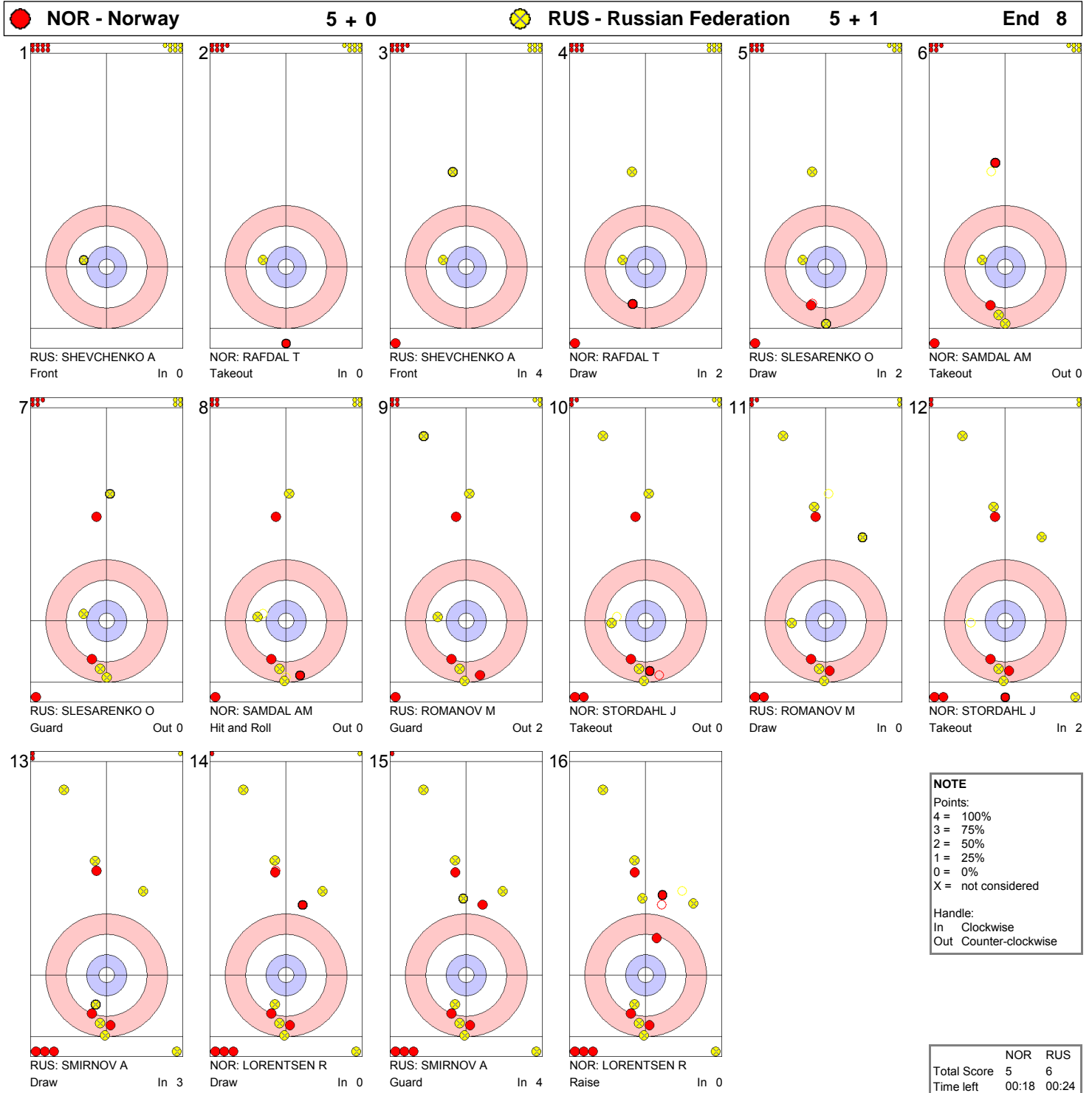




WED 12 MAR 2014  
Start Time 15:30

Round Robin Session 10 - Sheet C  
Круговой турнир, сессия 10 - Дорожка C

Game - Shot by Shot  
Матч - бросок за броском







WED 12 MAR 2014  
Start Time 9:30

## Session Results and Standings

Результаты сессии и текущее положение команд

Sheet	Game	Team	LSFE	1	2	3	4	5	6	7	8	Extra Ends	Total
A	7	NOR - Norway	*	0	0	1	0	0	3	0	X		4
	7	SVK - Slovakia		3	2	0	1	2	0	3	X		11
B	7	CAN - Canada	*	0	3	2	0	1	0	4	X		10
	7	KOR - Republic of Korea		1	0	0	1	0	2	0	X		4
C	7	USA - United States of America	*	1	1	1	1	0	2	4	X		10
	7	CHN - People's Republic of China		0	0	0	0	2	0	0	X		2
D	7	RUS - Russian Federation	*	0	2	2	0	2	0	5	X		11
	7	GBR - Great Britain		0	0	0	1	0	1	0	X		2

## Standings after Round Robin Session 9

Rank	Team	Games	Wins	Losses	
1	CAN - Canada	7	6	1	Q
1	RUS - Russian Federation	7	6	1	Q
3	GBR - Great Britain	7	4	3	
3	SVK - Slovakia	7	4	3	
5	CHN - People's Republic of China	7	3	4	
5	NOR - Norway	7	3	4	
5	USA - United States of America	7	3	4	
8	SWE - Sweden	6	2	4	
9	KOR - Republic of Korea	7	2	5	
10	FIN - Finland	6	1	5	

### LEGEND

LSFE (\*) Last stone first end

Q Qualified for the semifinals

X Unplayed/unfinished end due to concession



WED 12 MAR 2014  
Start Time 9:30

Round Robin Session 9 - Sheet A  
Круговой турнир, сессия 9 - Дорожка А

## Game Results

Результаты матча

Sheet	Game	Team	LSFE	1	2	3	4	5	6	7	8	Extra Ends	Total
A	7	NOR - Norway	*	0	0	1	0	0	3	0	X		4
	7	SVK - Slovakia		3	2	0	1	2	0	3	X		11

NOR - Norway		Game	All
4 S	LORENTSEN Rune	M	23% 51%
3 V	STORDAHL Jostein	M	41% 49%
2	SAMDAL Anne Mette	F	3% 49%
1	RAFDAL Terje	M	82% 60%
A	LOECHEN Sissel	F	50% 50%
Team Total			42% 52%

SVK - Slovakia		Game	All
4 S	DURIS Radoslav	M	46% 43%
3 V	JAKUBEC Branislav	M	32% 49%
2	PITONAK Dusan	M	52% 51%
1	KUNKELOVA Monika	F	61% 43%
A	KANOVA Alena	F	- % 43%
Team Total			48% 46%

Time remaining: 11 minutes 8 seconds

Last Stone Draw: 142.0 cm

Time remaining: 21 minutes 25 seconds

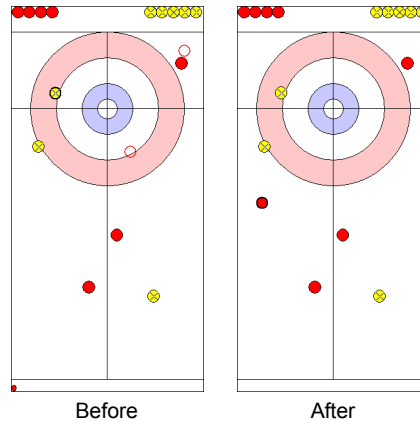
Last Stone Draw: 185.4 cm (out)

Time-out: end 7 - SVK stone 4

LOECHEN S replaced SAMDAL AM at the beginning of end 5  
Revised line-up: (4 S) STORDAHL J, (3 V) LORENTSEN R, (2) LOECHEN S, (1) RAFDAL T

### Most Important Shot:

The Slovakian Skip DURIS R made a Takeout, then the Norwegian Skip STORDAHL J missed an open Draw to the eight foot to give up a steal of two.



End: 5  
Team: NOR - Norway  
Player: STORDAHL J  
Stone: Fourth, 2nd stone  
Task: Draw  
Handle: Out-turn  
Points: 0%

● NOR  
● SVK

### NOTE

Team position and functions are attached to each team member's name as follows:  
4 = Fourth, 3 = Third, 2 = Second, 1 = Lead, A = Alternate, S = Skip, V = Vice-Skip

### LEGEND

F Female

LSFE (\*) Last stone first end

M Male

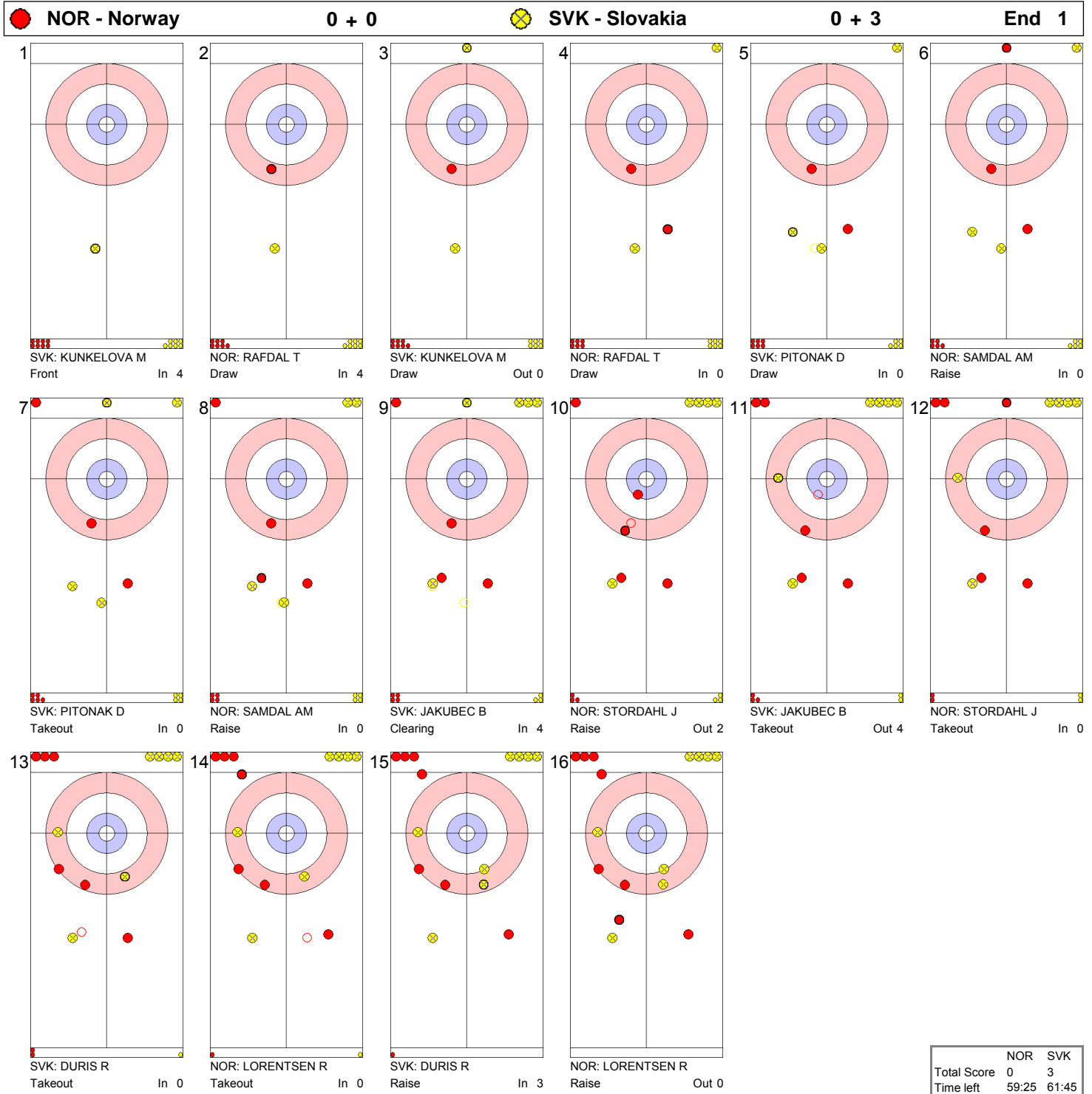
X Unplayed/unfinished end due to concession



WED 12 MAR 2014  
Start Time 9:30

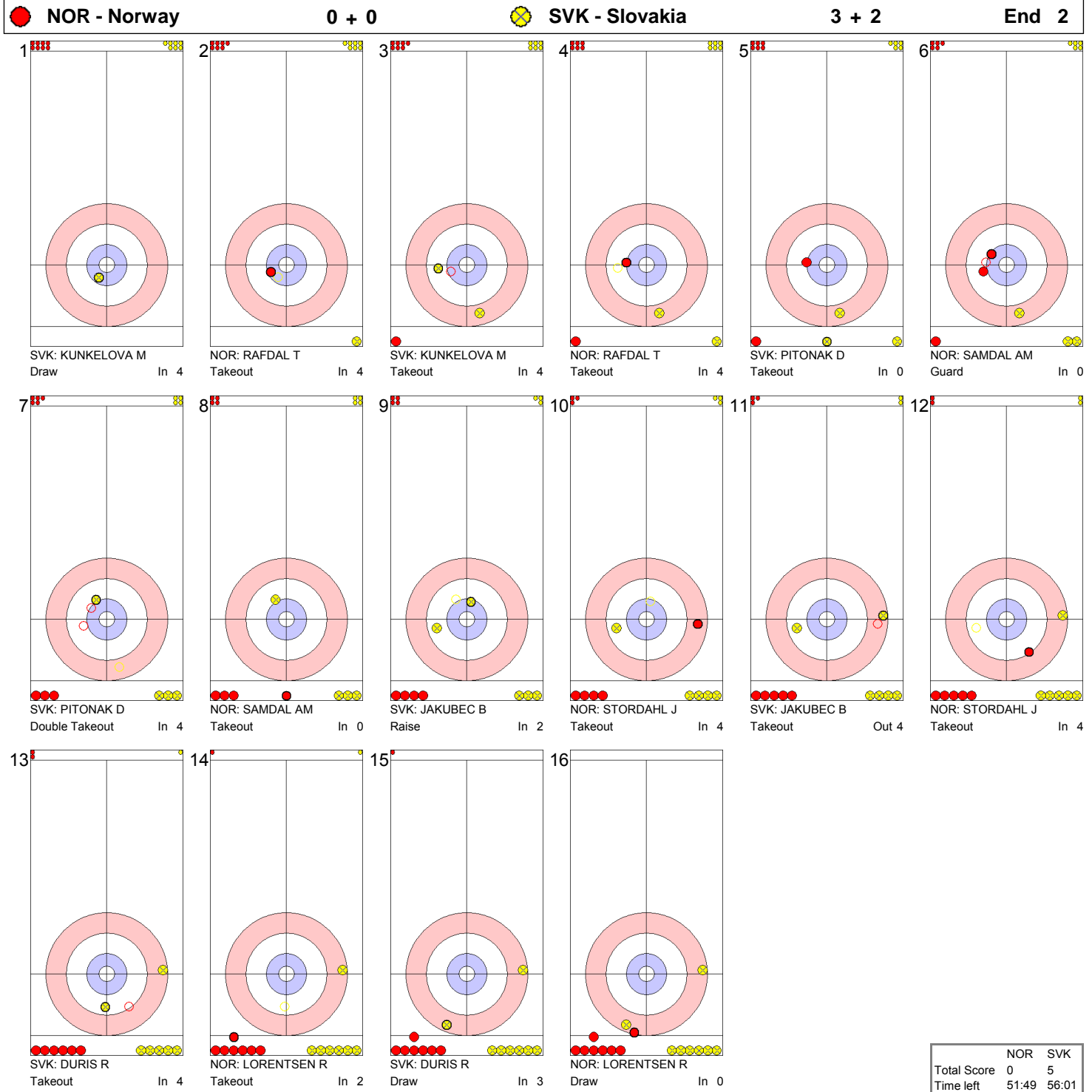
Round Robin Session 9 - Sheet A  
Круговой турнир, сессия 9 - Дорожка А

Game - Shot by Shot  
Матч - бросок за броском





Game - Shot by Shot  
Матч - бросок за броском

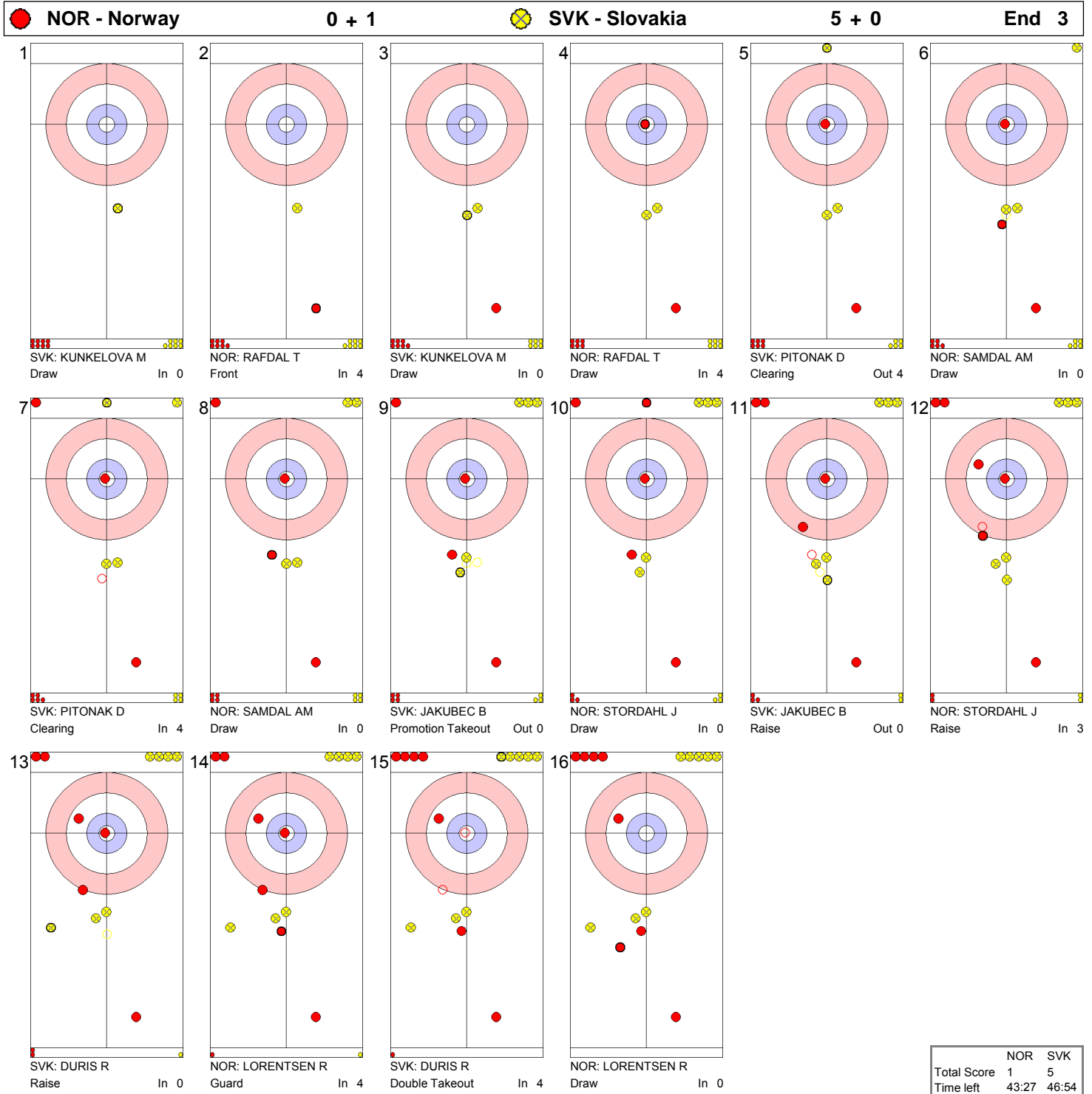




WED 12 MAR 2014  
Start Time 9:30

Round Robin Session 9 - Sheet A  
Круговой турнир, сессия 9 - Дорожка А

Game - Shot by Shot  
Матч - бросок за броском

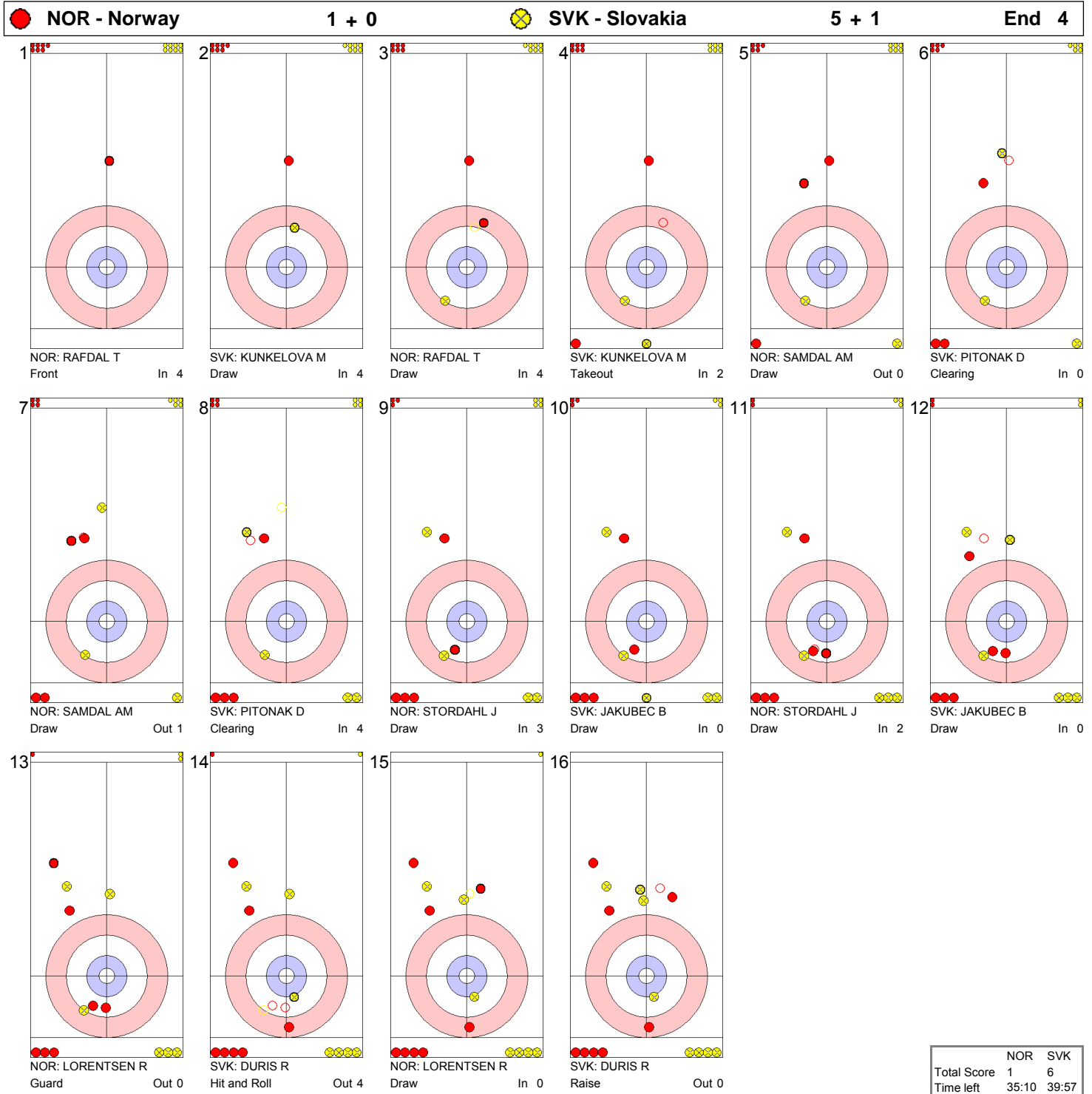




WED 12 MAR 2014  
Start Time 9:30

Round Robin Session 9 - Sheet A  
Круговой турнир, сессия 9 - Дорожка А

Game - Shot by Shot  
Матч - бросок за броском





WED 12 MAR 2014  
Start Time 9:30

Round Robin Session 9 - Sheet A  
Круговой турнир, сессия 9 - Дорожка А

Game - Shot by Shot  
Матч - бросок за броском

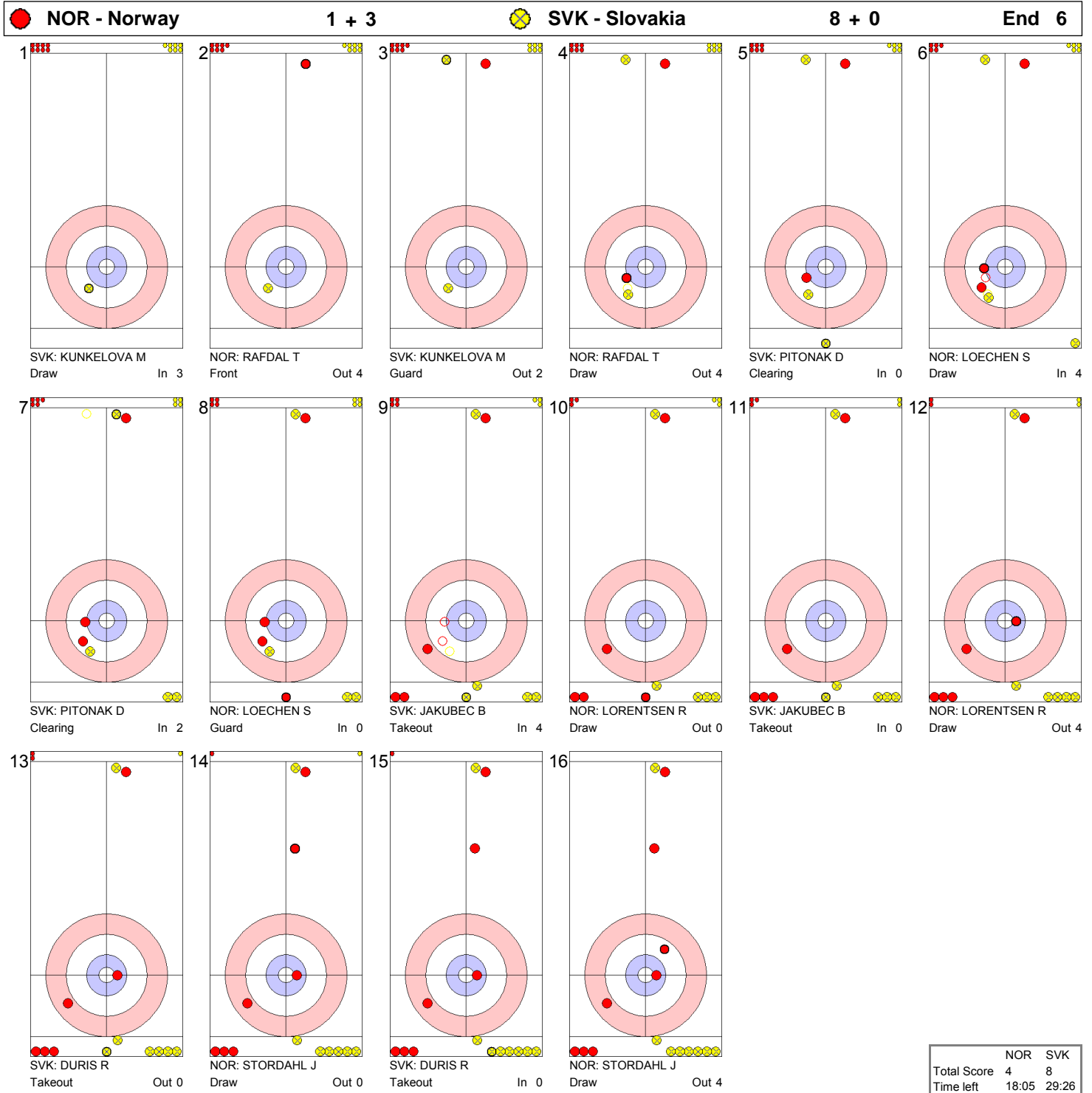




WED 12 MAR 2014  
Start Time 9:30

Round Robin Session 9 - Sheet A  
Круговой турнир, сессия 9 - Дорожка А

Game - Shot by Shot  
Матч - бросок за броском







WED 12 MAR 2014  
Start Time 9:30

Round Robin Session 9 - Sheet A  
Круговой турнир, сессия 9 - Дорожка А

Game - Shot by Shot  
Матч - бросок за броском





**Game Results**

Результаты матча

Sheet	Game	Team	LSFE	1	2	3	4	5	6	7	8	Extra Ends	Total
B	7	CAN - Canada	*	0	3	2	0	1	0	4	X		10
	7	KOR - Republic of Korea		1	0	0	1	0	2	0	X		4

CAN - Canada		Game	All
4 S	ARMSTRONG Jim	M	57 % 46 %
3 V	FORREST Ina	F	63 % 60 %
2	THIESSEN Dennis	M	64 % 49 %
1	IDESON Mark	M	59 % 49 %
A	GAUDET Sonja	F	- % 53 %
Team Total			61 % 52 %

KOR - Republic of Korea		Game	All
4 S	KIM Jong-Pan	M	63 % 48 %
3 V	KIM Myung-Jin	M	41 % 47 %
2	SEO Soon-Seok	M	63 % 61 %
1	KANG Mi-Suk	F	64 % 59 %
A	YUN Hee Kyeong	F	- % - %
Team Total			58 % 54 %

Time remaining: 14 minutes 52 seconds

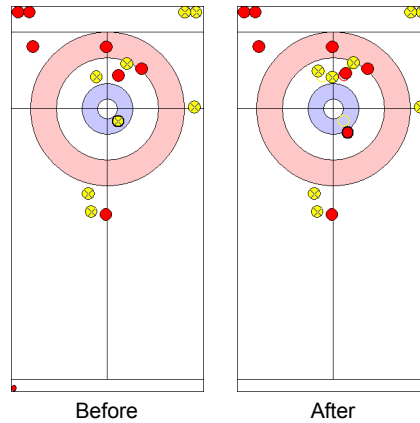
Last Stone Draw: 185.4 cm (out-toss)

Time remaining: 7 minutes 55 seconds

Last Stone Draw: 185.4 cm (out)

**Most Important Shot:**

The Canadian Skip ARMSTRONG J played a good Raise on the Korean shot stone to move it out of counting position and score one. The Canadian Team took a lead of four stones after the 5th end.



End: 5  
Team: CAN - Canada  
Player: ARMSTRONG J  
Stone: Fourth, 2nd stone  
Task: Raise  
Handle: Out-turn  
Points: 100%

**NOTE**

Team position and functions are attached to each team member's name as follows:  
4 = Fourth, 3 = Third, 2 = Second, 1 = Lead, A = Alternate, S = Skip, V = Vice-Skip

**LEGEND**

F Female  
X Unplayed/unfinished end due to concession  
LSFE (\*) Last stone first end  
M Male



WED 12 MAR 2014  
Start Time 9:30

Round Robin Session 9 - Sheet B  
Круговой турнир, сессия 9 - Дорожка B

Game - Shot by Shot  
Матч - бросок за броском

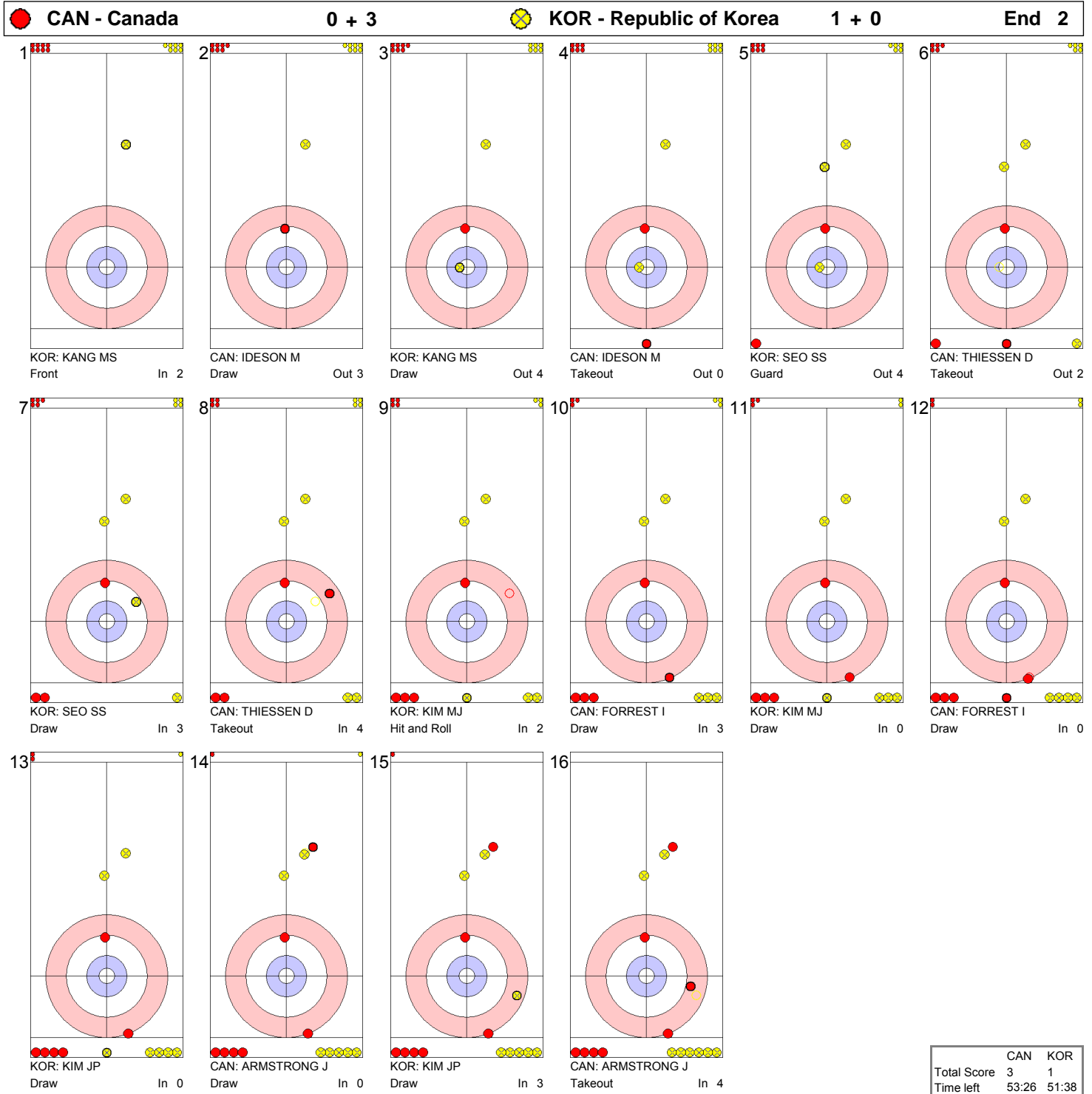




WED 12 MAR 2014  
Start Time 9:30

Round Robin Session 9 - Sheet B  
Круговой турнир, сессия 9 - Дорожка B

Game - Shot by Shot  
Матч - бросок за броском





WED 12 MAR 2014  
Start Time 9:30

Round Robin Session 9 - Sheet B  
Круговой турнир, сессия 9 - Дорожка B

Game - Shot by Shot  
Матч - бросок за броском



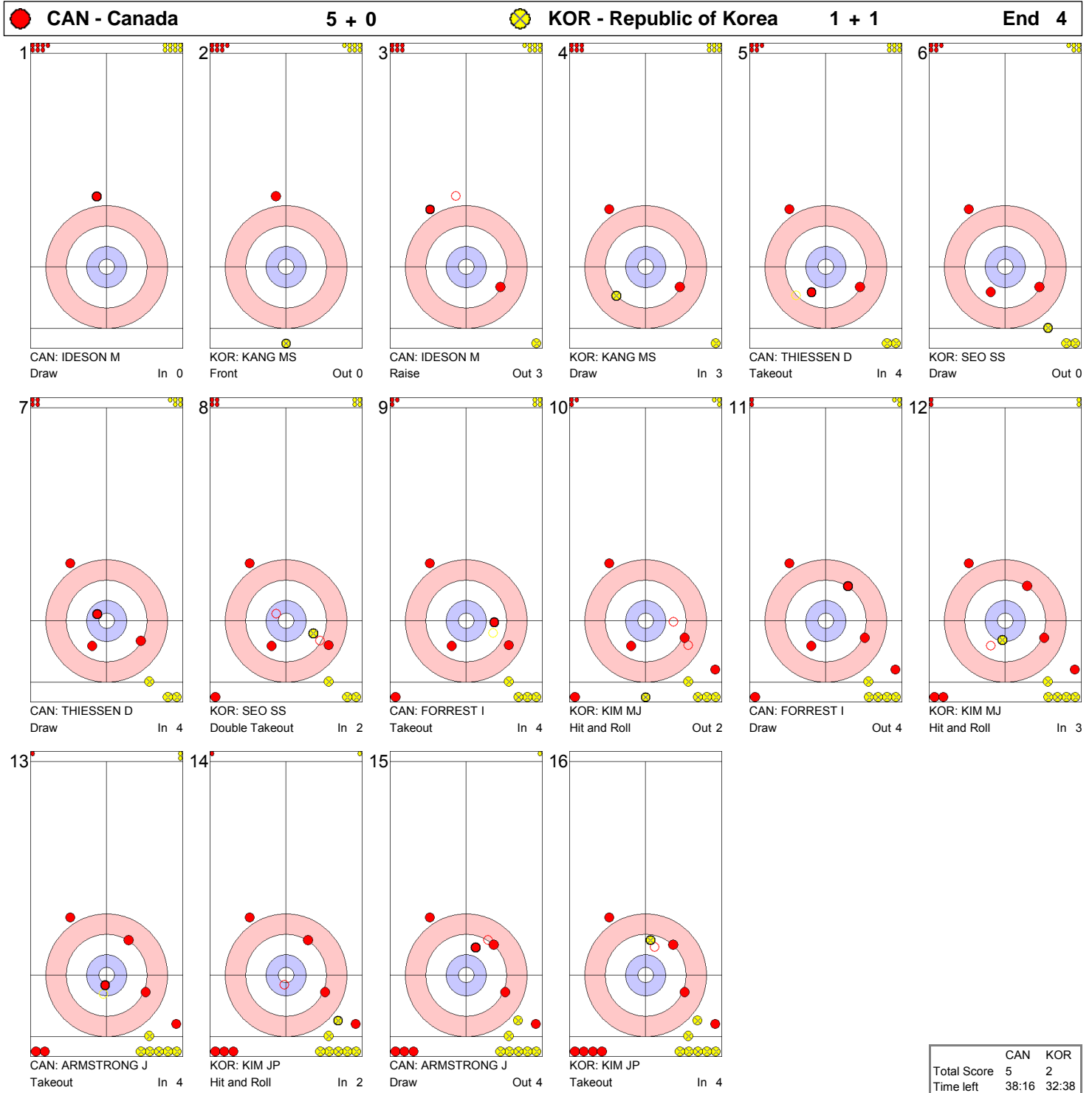
	CAN	KOR
Total Score	5	1
Time left	45:34	41:28



WED 12 MAR 2014  
Start Time 9:30

Round Robin Session 9 - Sheet B  
Круговой турнир, сессия 9 - Дорожка B

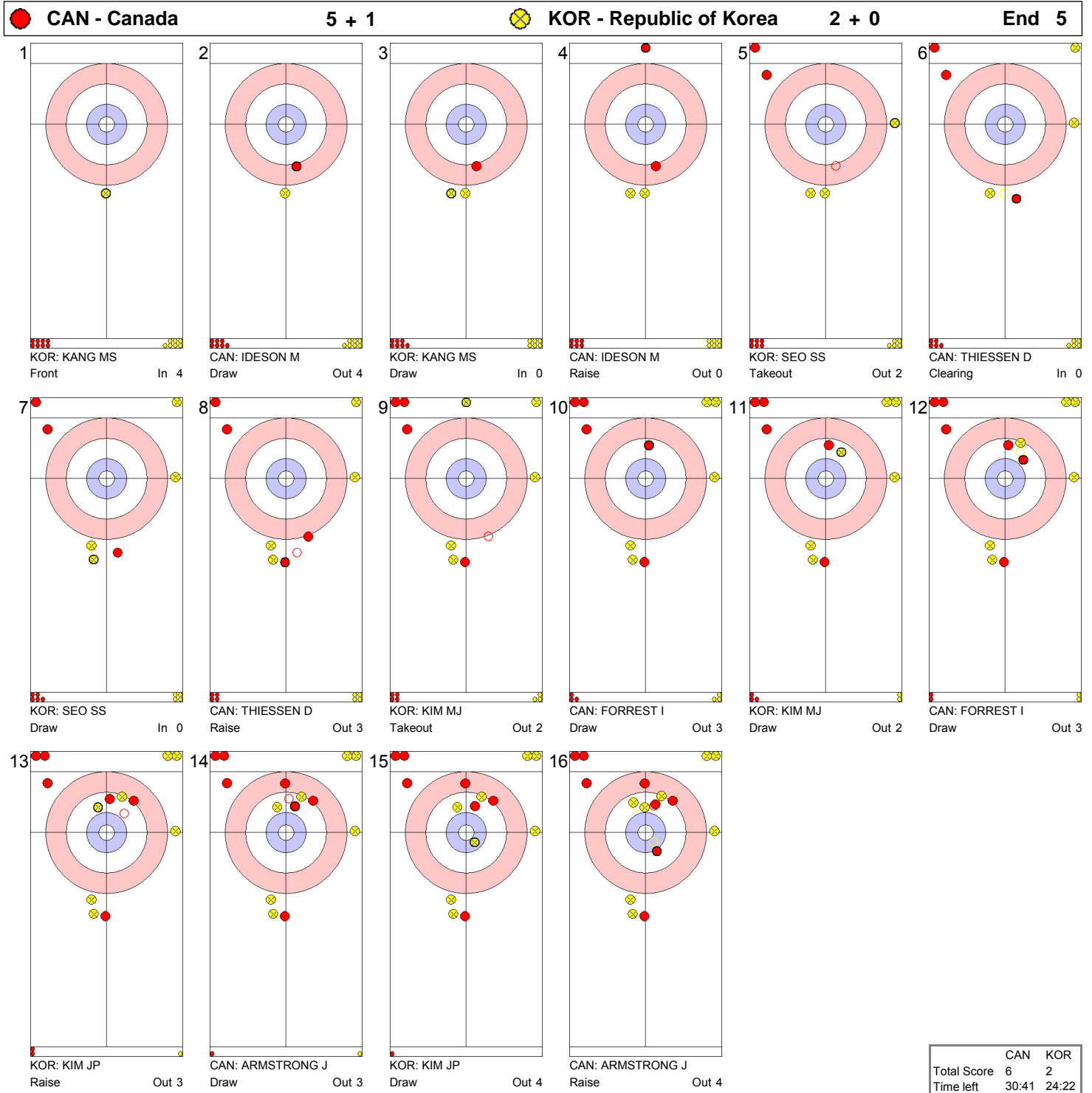
Game - Shot by Shot  
Матч - бросок за броском





WED 12 MAR 2014  
Start Time 9:30

**Game - Shot by Shot**  
Матч - бросок за броском

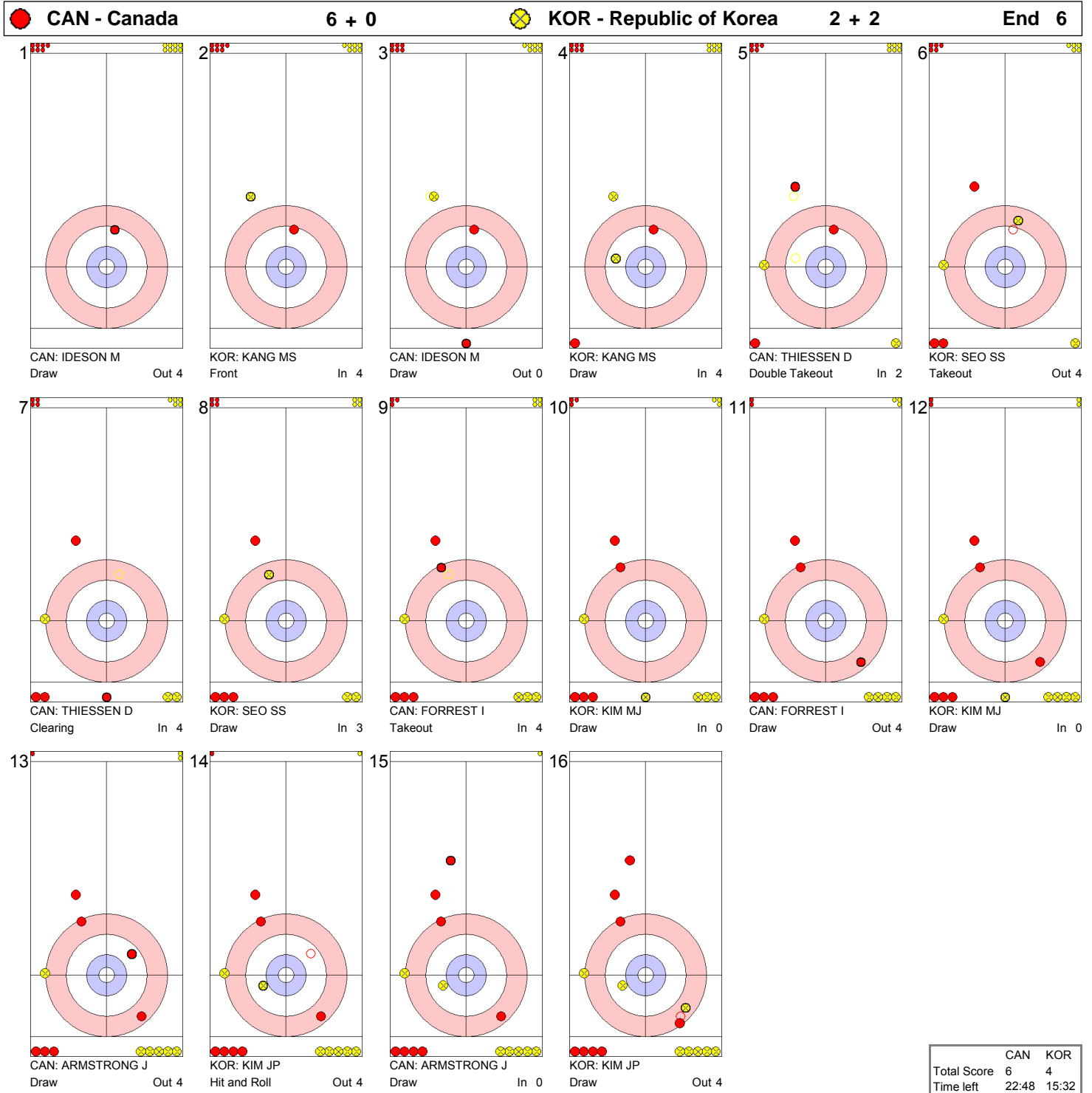




WED 12 MAR 2014  
Start Time 9:30

Round Robin Session 9 - Sheet B  
Круговой турнир, сессия 9 - Дорожка B

Game - Shot by Shot  
Матч - бросок за броском








WED 12 MAR 2014  
Start Time 9:30

**Game - Shot by Shot**  
Матч - бросок за броском





## Game Results

Результаты матча

Sheet	Game	Team	LSFE	1	2	3	4	5	6	7	8	Extra Ends	Total
C	7	USA - United States of America	*	1	1	1	1	0	2	4	X		10
	7	CHN - People's Republic of China		0	0	0	0	2	0	0	X		2

USA - United States of America		Game	All
4 S	McDONALD Patrick	M	84 % 47 %
3	JOSEPH Jimmy	M	59 % 52 %
2	GREELY Penny	F	64 % 52 %
1 V	PALMER Dave	M	57 % 44 %
A	LINO Meghan	F	- % 56 %
Team Total			66 % 49 %

CHN - People's Republic of China		Game	All
4 S	WANG Haitao	M	43 % 55 %
3 V	ZHANG Qiang	M	43 % 47 %
2	LIU Wei	M	63 % 62 %
1	XU Guangqin	F	57 % 55 %
A	HE Jun	M	- % - %
Team Total			51 % 55 %

Time remaining: 17 minutes 43 seconds

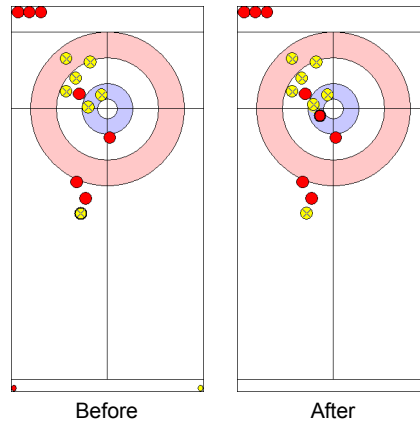
Last Stone Draw: 55.7 cm

Time remaining: 10 minutes 49 seconds

Last Stone Draw: 185.4 cm (out)

### Most Important Shot:

The US Skip McDONALD P made an excellent Draw between stones and forced the Chinese team to play a very difficult Double Takeout. The Chinese Skip WANG H missed his last shot and the US team stole another point to lead 3:0 in the game.



End: 3  
Team: USA - United States  
Player: McDONALD P  
Stone: Fourth, 2nd stone  
Task: Draw  
Handle: Out-turn  
Points: 100%

● USA  
● CHN

### NOTE

Team position and functions are attached to each team member's name as follows:  
4 = Fourth, 3 = Third, 2 = Second, 1 = Lead, A = Alternate, S = Skip, V = Vice-Skip

### LEGEND

F Female

LSFE (\*) Last stone first end

M Male

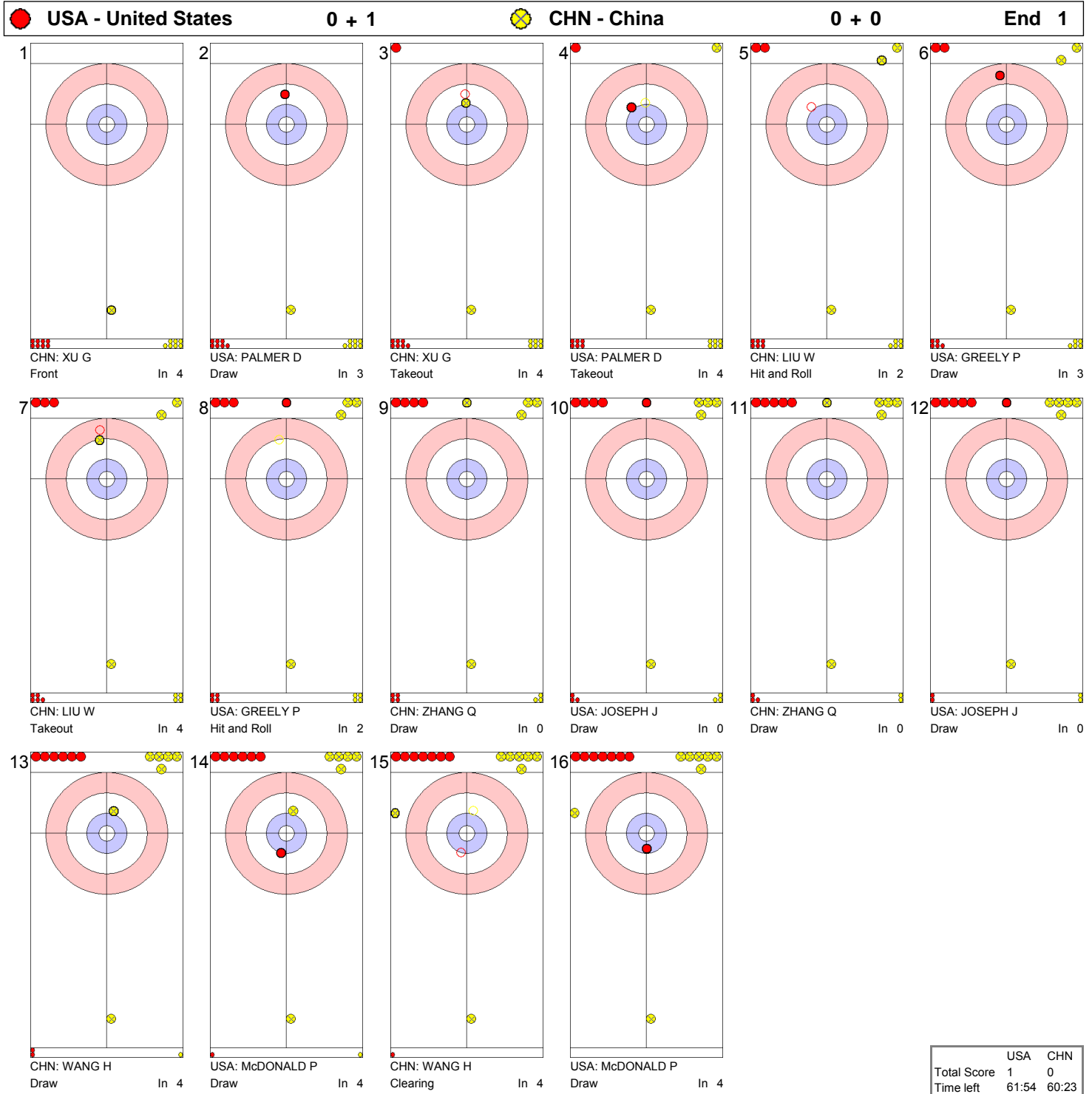
X Unplayed/unfinished end due to concession



WED 12 MAR 2014  
Start Time 9:30

Round Robin Session 9 - Sheet C  
Круговой турнир, сессия 9 - Дорожка C

Game - Shot by Shot  
Матч - бросок за броском



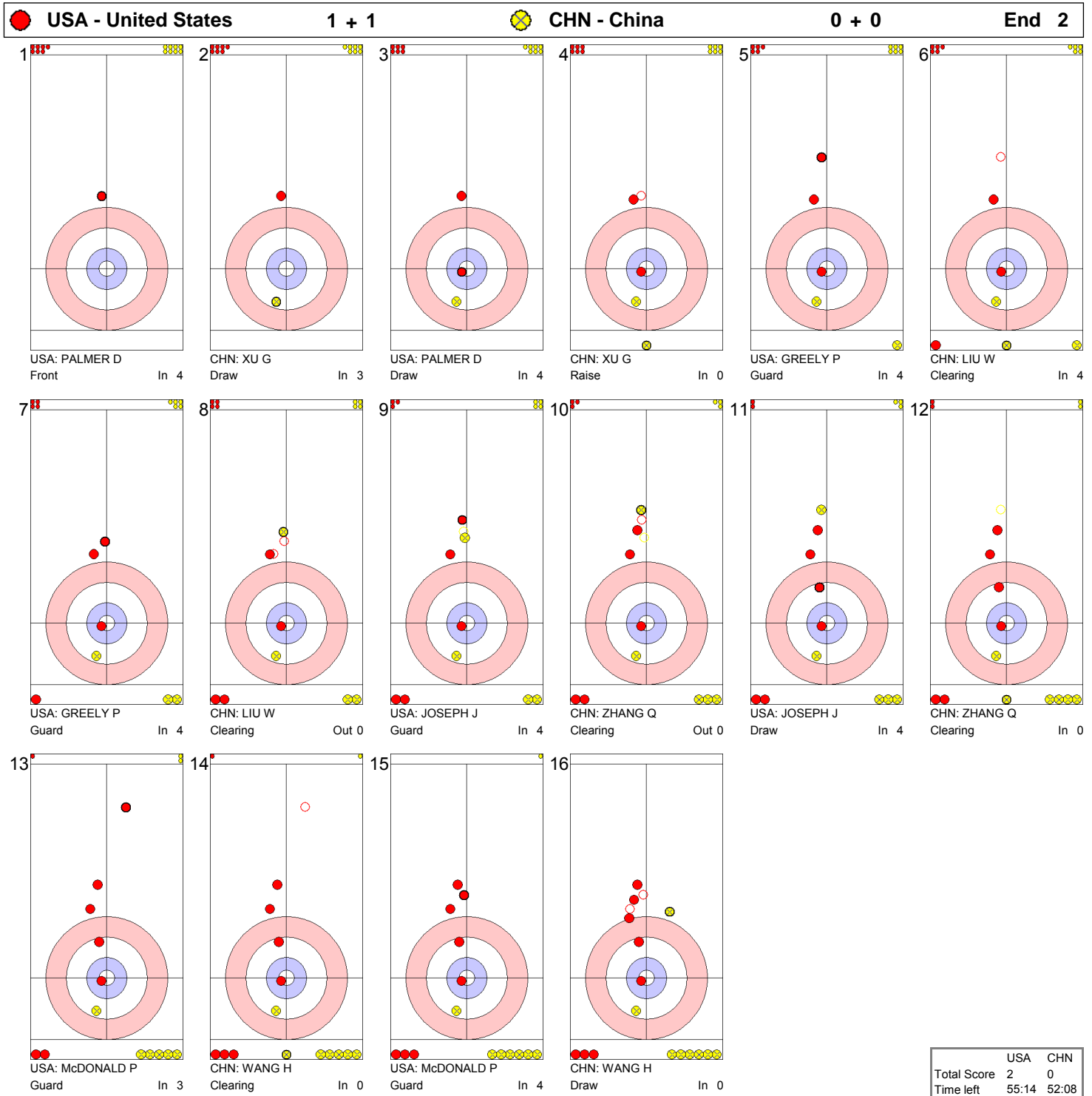


WED 12 MAR 2014  
Start Time 9:30

Round Robin Session 9 - Sheet C  
Круговой турнир, сессия 9 - Дорожка C

Game - Shot by Shot

Матч - бросок за броском



	USA	CHN
Total Score	2	0
Time left	55:14	52:08



WED 12 MAR 2014  
Start Time 9:30

Round Robin Session 9 - Sheet C  
Круговой турнир, сессия 9 - Дорожка C

Game - Shot by Shot  
Матч - бросок за броском

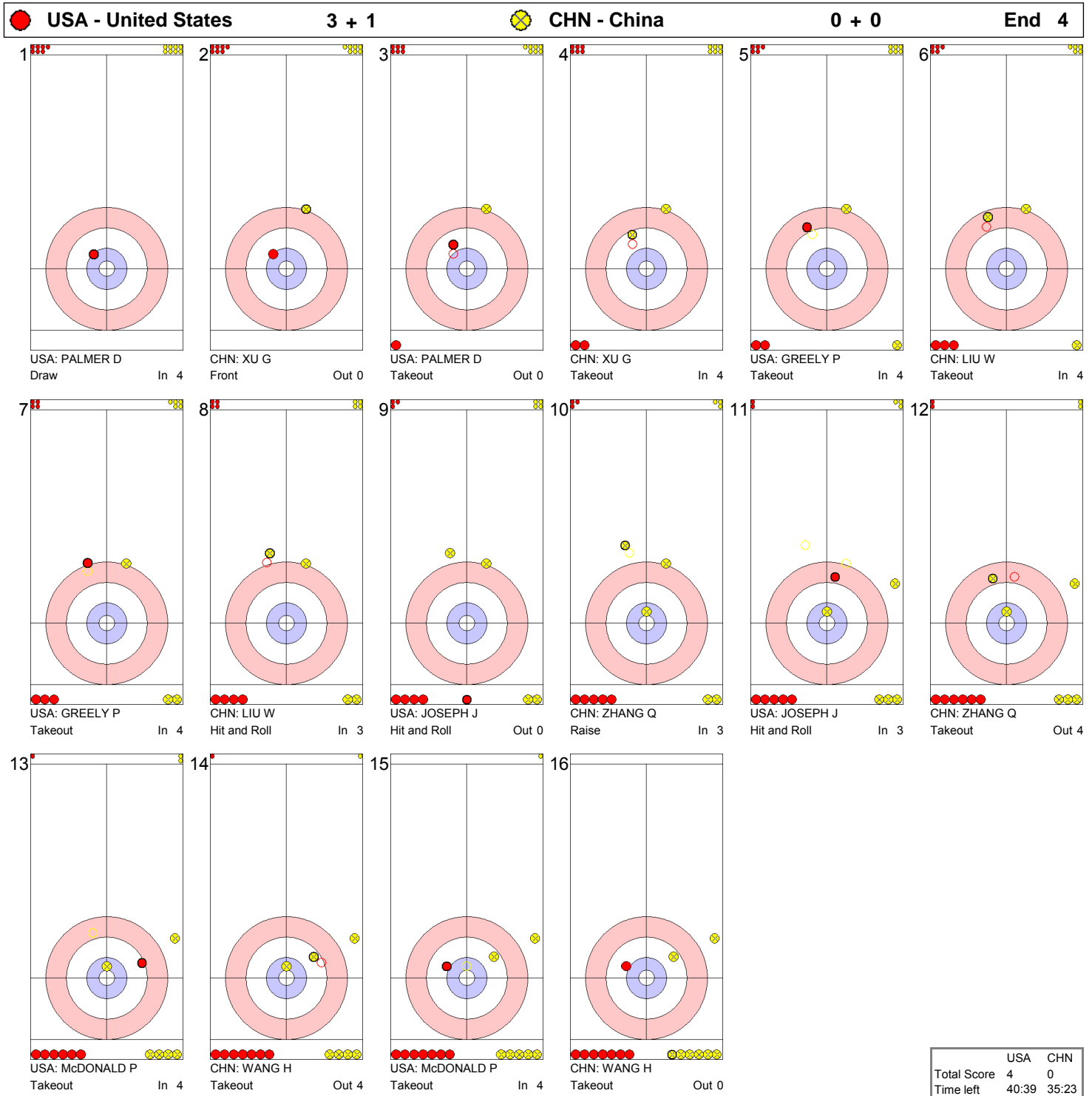




WED 12 MAR 2014  
Start Time 9:30

Round Robin Session 9 - Sheet C  
Круговой турнир, сессия 9 - Дорожка C

Game - Shot by Shot  
Матч - бросок за броском





WED 12 MAR 2014  
Start Time 9:30

Round Robin Session 9 - Sheet C  
Круговой турнир, сессия 9 - Дорожка C

Game - Shot by Shot  
Матч - бросок за броском

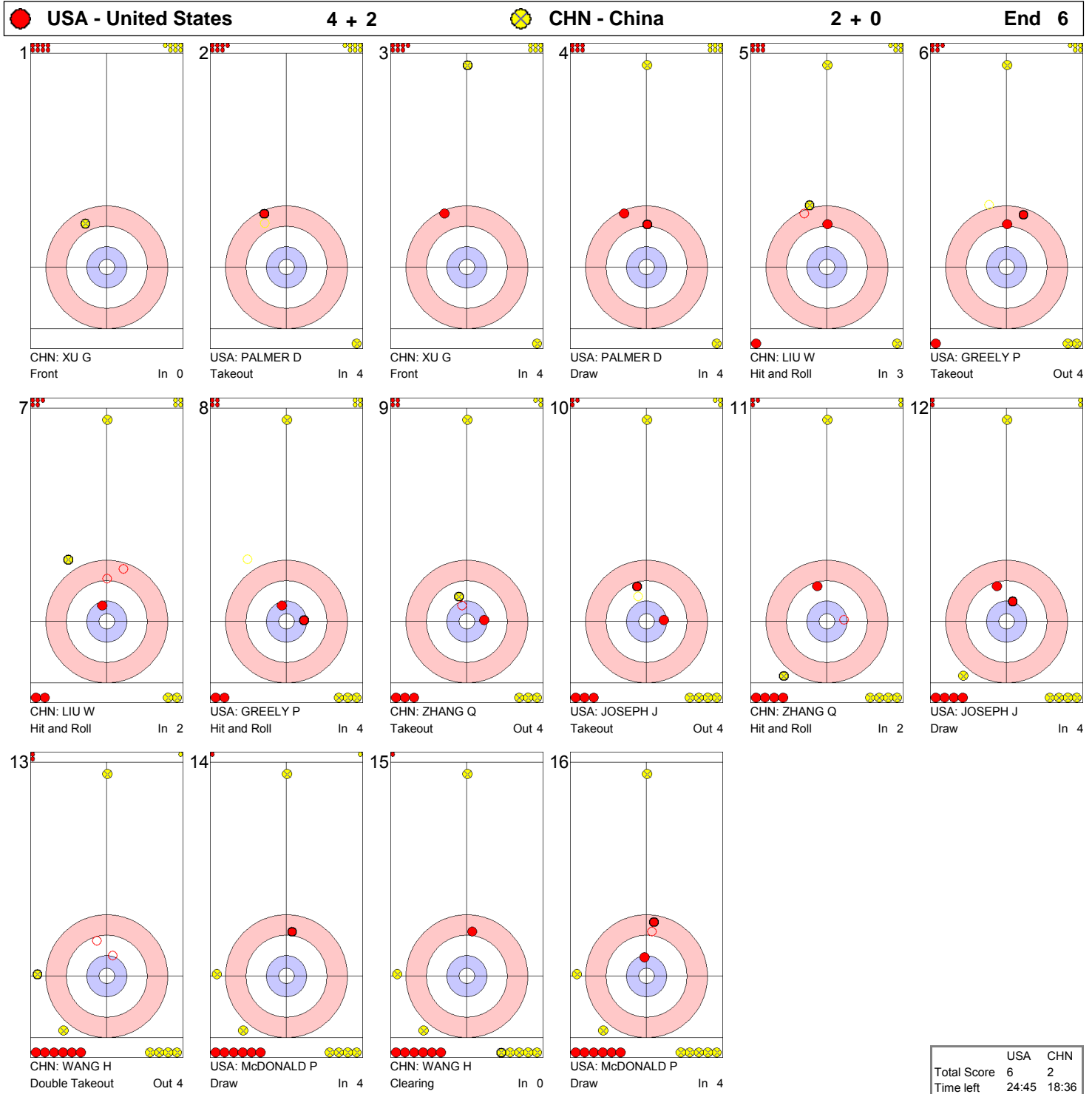




WED 12 MAR 2014  
Start Time 9:30

Round Robin Session 9 - Sheet C  
Круговой турнир, сессия 9 - Дорожка C

Game - Shot by Shot  
Матч - бросок за броском

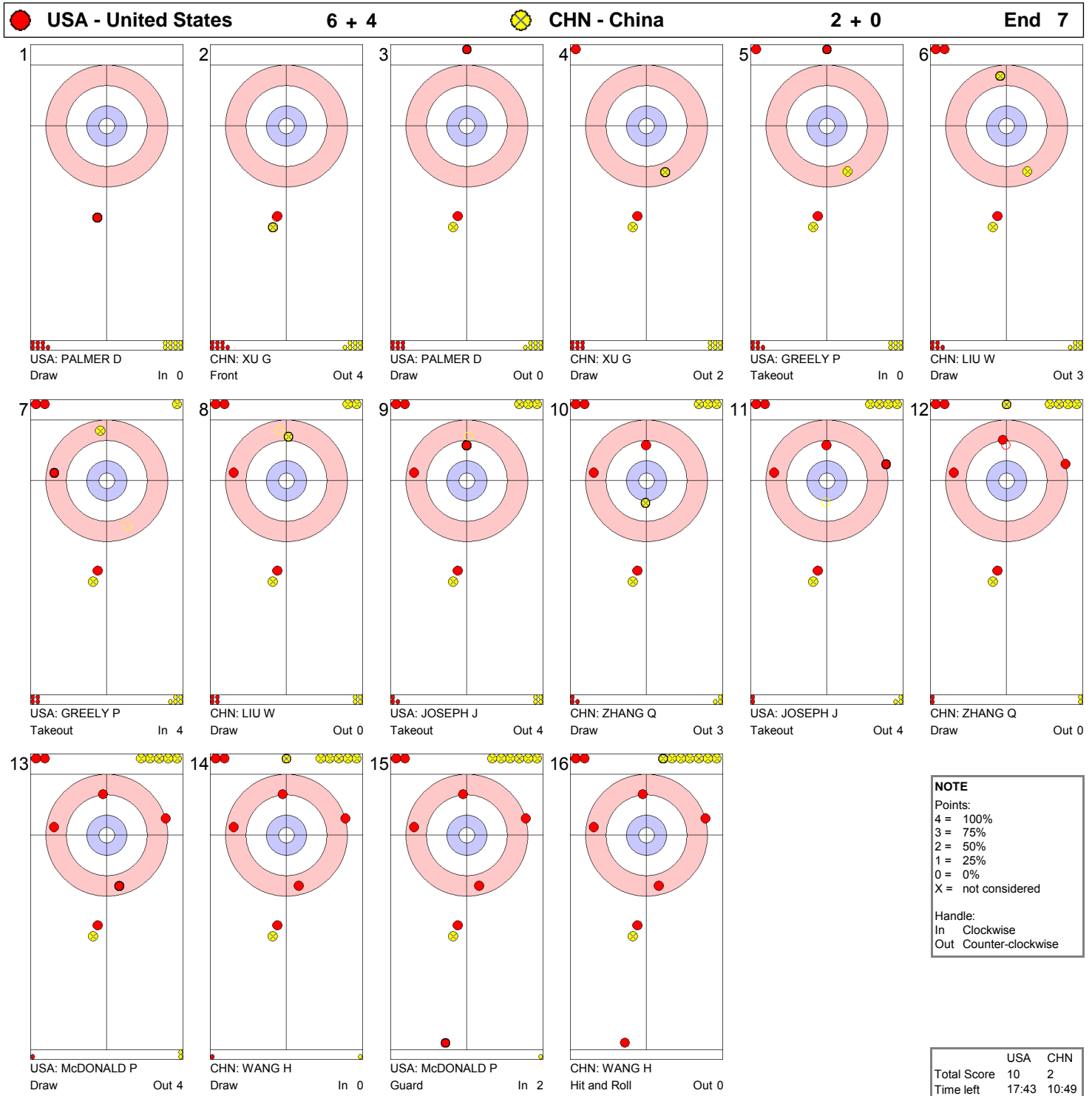






WED 12 MAR 2014  
Start Time 9:30

**Game - Shot by Shot**  
Матч - бросок за броском





## Game Results

Результаты матча

Sheet	Game	Team	LSFE	1	2	3	4	5	6	7	8	Extra Ends	Total
D	7	RUS - Russian Federation	*	0	2	2	0	2	0	5	X		11
	7	GBR - Great Britain		0	0	0	1	0	1	0	X		2

RUS - Russian Federation		Game	All
4 S	SMIRNOV Andrey	M	75 % 60 %
3 V	ROMANOV Marat	M	70 % 62 %
2	PAKHOMOVA Svetlana	F	50 % 52 %
1	SHEVCHENKO Alexander	M	59 % 50 %
A	SLESARENKO Oxana	F	- % 48 %
Team Total			63 % 56 %

GBR - Great Britain		Game	All
4 S	NEILSON Aileen	F	46 % 52 %
3 V	EWAN Gregor	M	61 % 52 %
2	McPHERSON Bob	M	34 % 43 %
1	GAULT Jim	M	61 % 65 %
A	MALONE Angie	F	- % 67 %
Team Total			50 % 53 %

Time remaining: 15 minutes 41 seconds

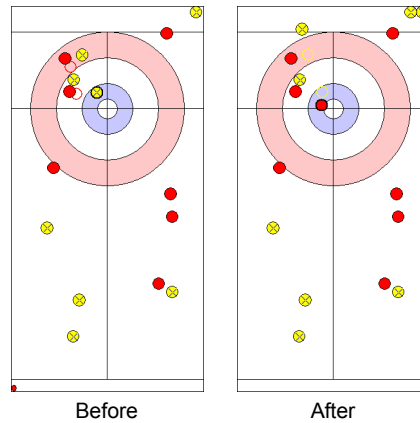
Last Stone Draw: 42.6 cm

Time remaining: 11 minutes 35 seconds

Last Stone Draw: 185.4 cm (out)

### Most Important Shot:

The Russian Skip SMIRNOV A played a difficult Takeout on the British stone and stayed to score two and take a 6-1 lead in the Game.



End: 5  
Team: RUS - Russia  
Player: SMIRNOV A  
Stone: Fourth, 2nd stone  
Task: Takeout  
Handle: Out-turn  
Points: 100%

● RUS  
● GBR

### NOTE

Team position and functions are attached to each team member's name as follows:  
4 = Fourth, 3 = Third, 2 = Second, 1 = Lead, A = Alternate, S = Skip, V = Vice-Skip

### LEGEND

F Female

LSFE (\*) Last stone first end

M Male

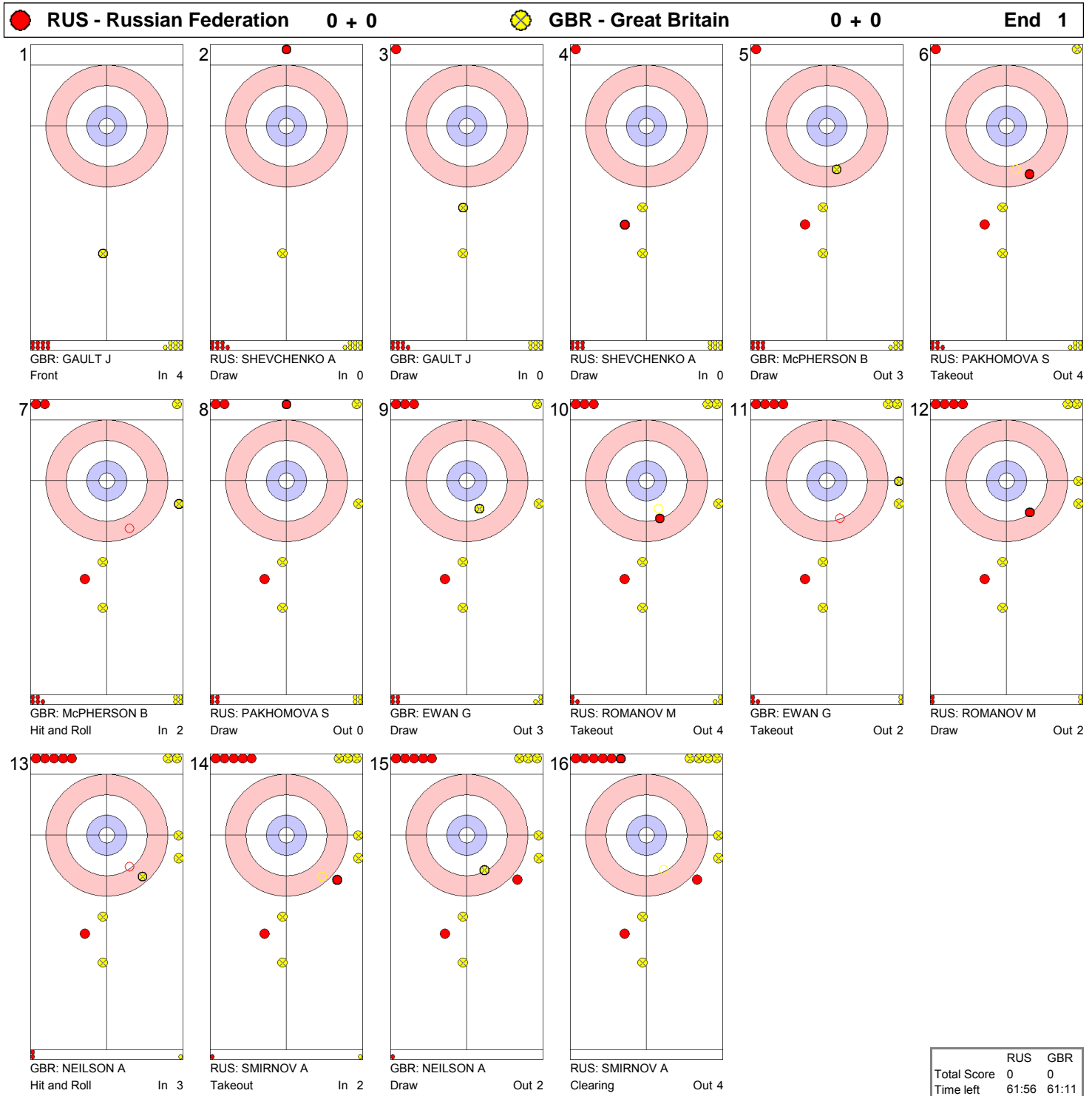
X Unplayed/unfinished end due to concession



WED 12 MAR 2014  
Start Time 9:30

Round Robin Session 9 - Sheet D  
Круговой турнир, сессия 9 - Дорожка D

Game - Shot by Shot  
Матч - бросок за броском

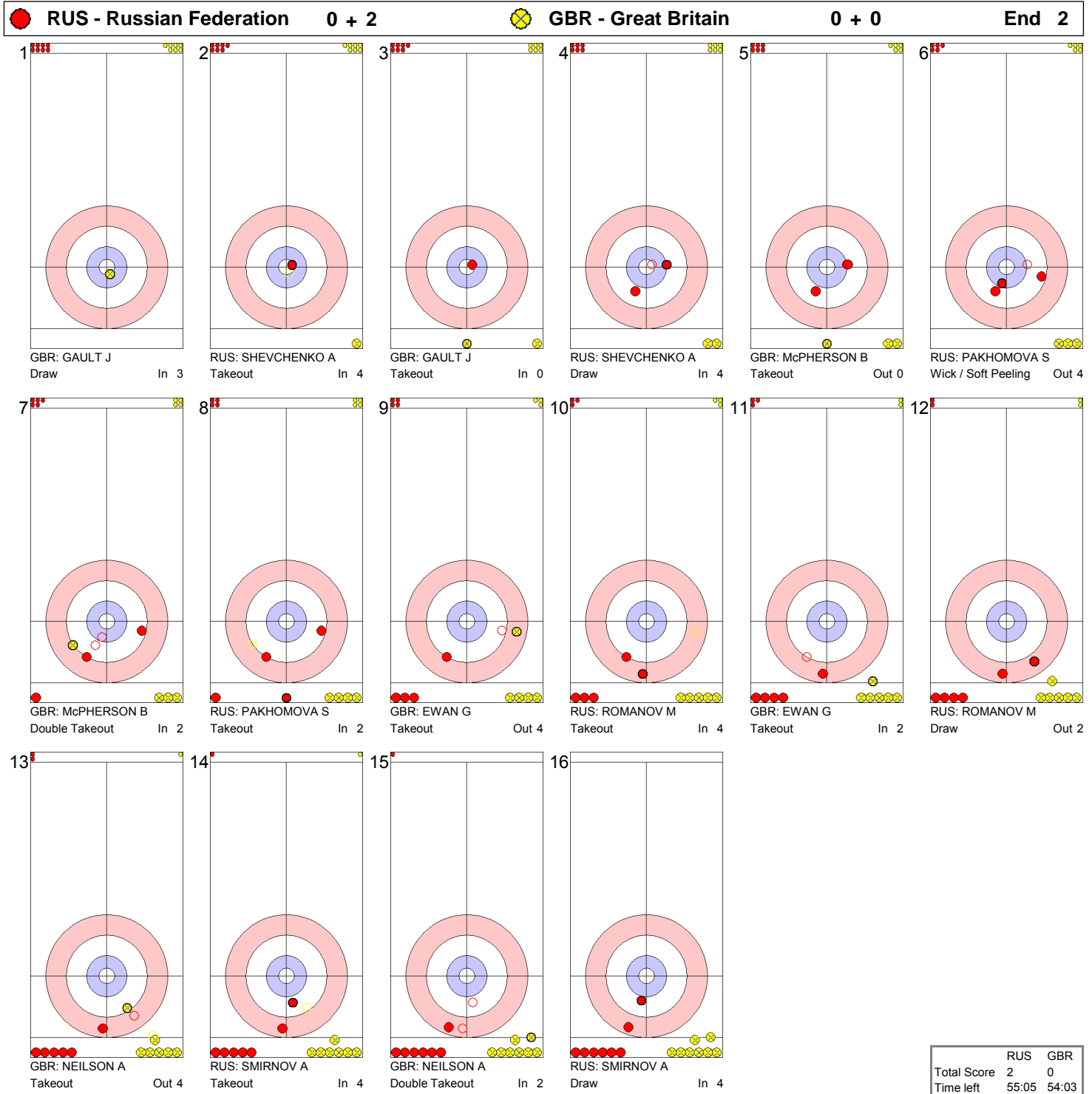




WED 12 MAR 2014  
Start Time 9:30

Round Robin Session 9 - Sheet D  
Круговой турнир, сессия 9 - Дорожка D

Game - Shot by Shot  
Матч - бросок за броском



	RUS	GBR
Total Score	2	0
Time left	55:05	54:03



WED 12 MAR 2014  
Start Time 9:30

Round Robin Session 9 - Sheet D  
Круговой турнир, сессия 9 - Дорожка D

Game - Shot by Shot  
Матч - бросок за броском





WED 12 MAR 2014  
Start Time 9:30

Round Robin Session 9 - Sheet D  
Круговой турнир, сессия 9 - Дорожка D

Game - Shot by Shot  
Матч - бросок за броском

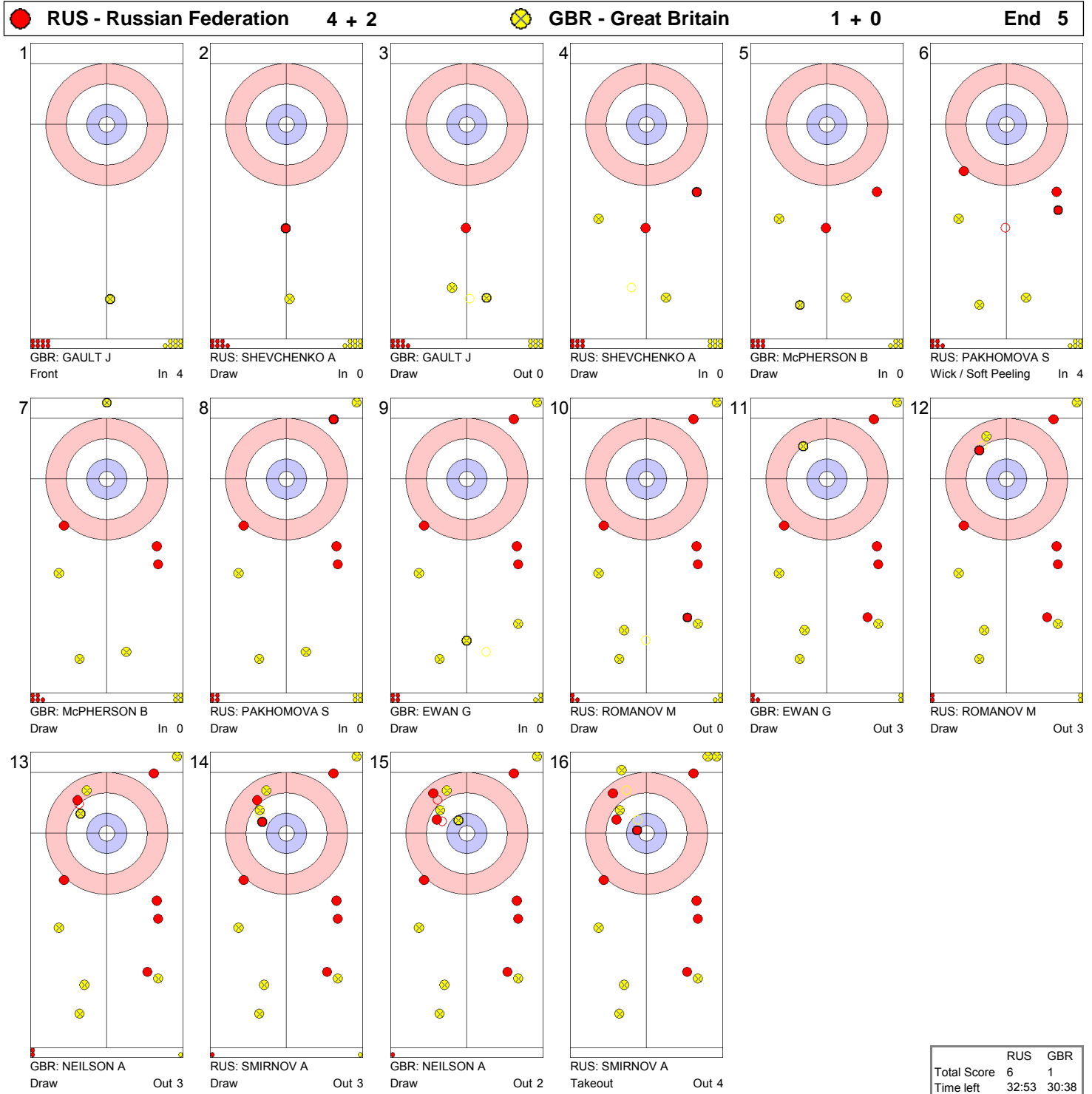




WED 12 MAR 2014  
Start Time 9:30

Round Robin Session 9 - Sheet D  
Круговой турнир, сессия 9 - Дорожка D

Game - Shot by Shot  
Матч - бросок за броском

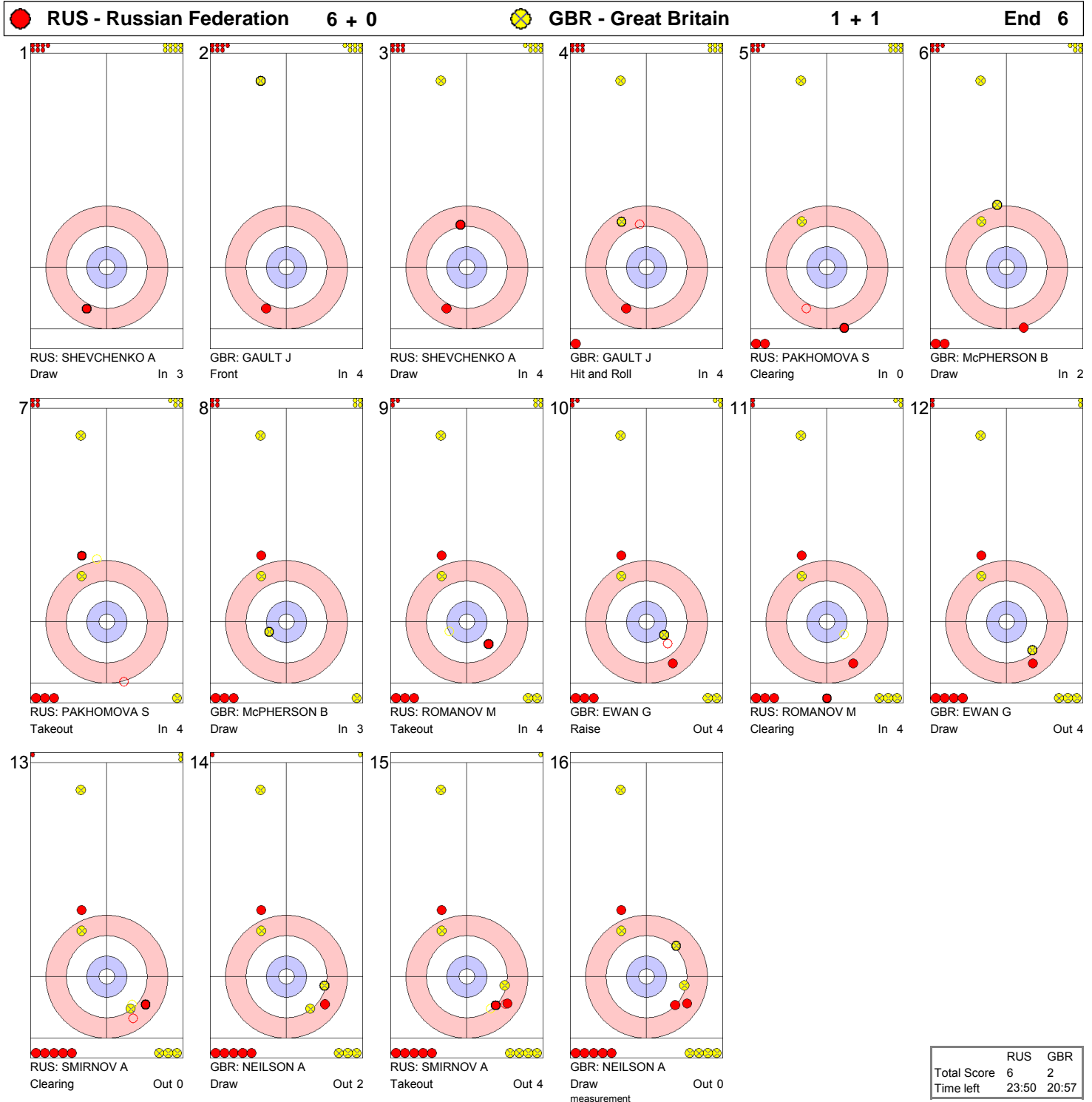




WED 12 MAR 2014  
Start Time 9:30

Round Robin Session 9 - Sheet D  
Круговой турнир, сессия 9 - Дорожка D

Game - Shot by Shot  
Матч - бросок за броском



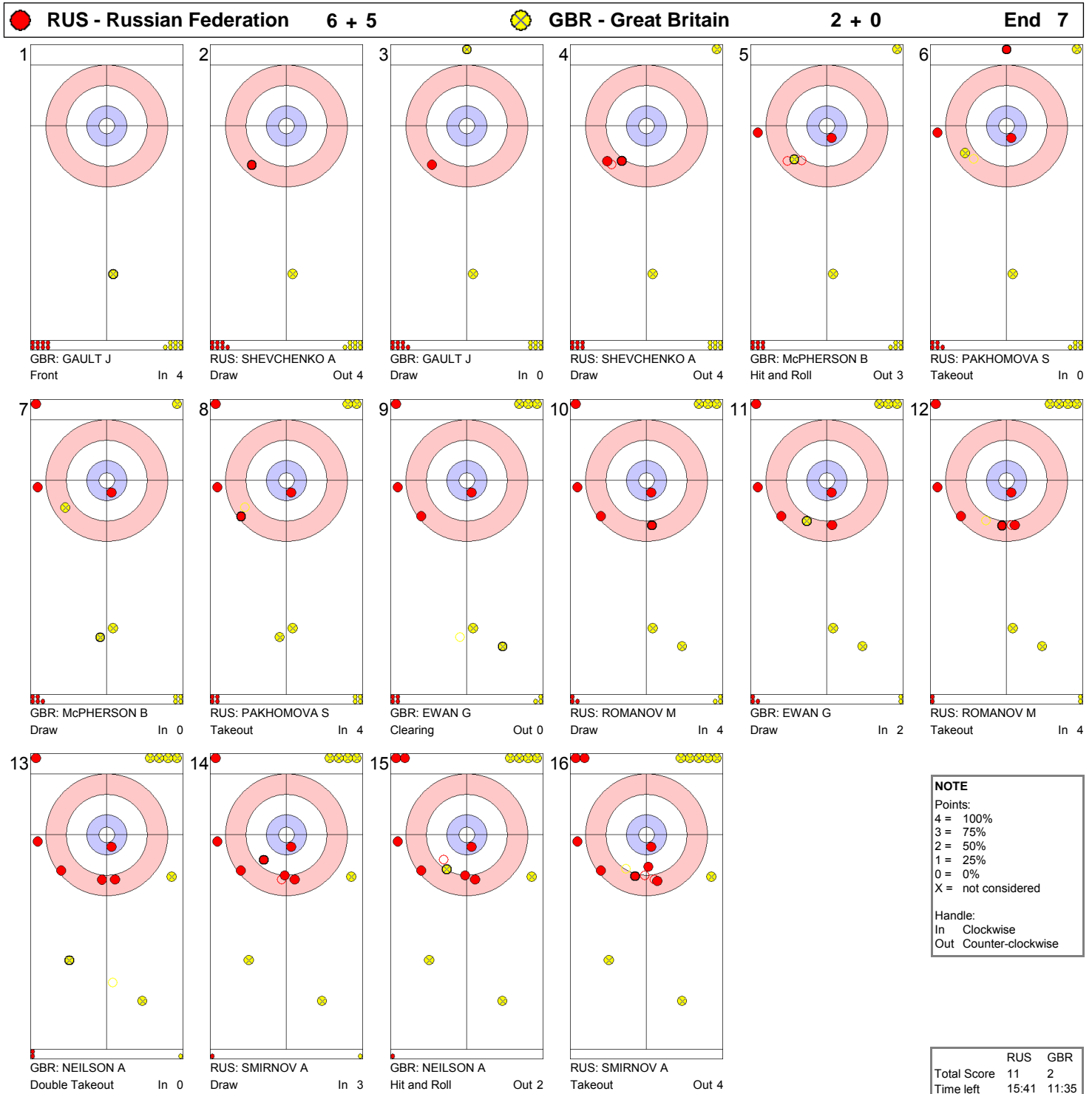
	RUS	GBR
Total Score	6	2
Time left	23:50	20:57





WED 12 MAR 2014  
Start Time 9:30

**Game - Shot by Shot**  
Матч - бросок за броском





TUE 11 MAR 2014  
Start Time 15:30

## Session Results and Standings

Результаты сессии и текущее положение команд

Sheet	Game	Team	LSFE	1	2	3	4	5	6	7	8	Extra Ends	Total
A	6	CHN - People's Republic of China		1	1	1	1	0	1	0	0		5
	6	CAN - Canada	*	0	0	0	0	3	0	4	1		8
B	6	NOR - Norway	*	0	1	0	0	0	2	0	X		3
	6	GBR - Great Britain		1	0	1	1	1	0	3	X		7
C	6	SWE - Sweden		2	2	0	0	1	0	4	X		9
	6	SVK - Slovakia	*	0	0	1	1	0	1	0	X		3
D	6	USA - United States of America		1	0	1	3	0	1	1	0		7
	6	FIN - Finland	*	0	1	0	0	4	0	0	1		6

## Standings after Round Robin Session 8

Rank	Team	Games	Wins	Losses
1	CAN - Canada	6	5	1
1	RUS - Russian Federation	6	5	1
3	GBR - Great Britain	6	4	2
4	CHN - People's Republic of China	6	3	3
4	NOR - Norway	6	3	3
4	SVK - Slovakia	6	3	3
7	KOR - Republic of Korea	6	2	4
7	SWE - Sweden	6	2	4
7	USA - United States of America	6	2	4
10	FIN - Finland	6	1	5

### LEGEND

LSFE (\*) Last stone first end

X Unplayed/unfinished end due to concession



TUE 11 MAR 2014  
Start Time 15:30

## Game Results

Результаты матча

Sheet	Game	Team	LSFE	1	2	3	4	5	6	7	8	Extra Ends	Total
A	6	CHN - People's Republic of China		1	1	1	1	0	1	0	0		5
	6	CAN - Canada	*	0	0	0	0	3	0	4	1		8

CHN - People's Republic of China			Game	All
4 S	WANG Haitao	M	34 %	57 %
3 V	ZHANG Qiang	M	36 %	48 %
2	LIU Wei	M	63 %	62 %
1	XU Guangqin	F	58 %	55 %
A	HE Jun	M	- %	- %
Team Total			48 %	55 %

CAN - Canada			Game	All
4 S	ARMSTRONG Jim	M	31%	45 %
3 V	FORREST Ina	F	47%	60 %
2	THIESSEN Dennis	M	56 %	47 %
1	GAUDET Sonja	F	61%	53 %
A	IDESON Mark	M	- %	44 %
Team Total			49%	50 %

Time remaining: 5 minutes 11 seconds

Last Stone Draw: 185.4 cm (out)

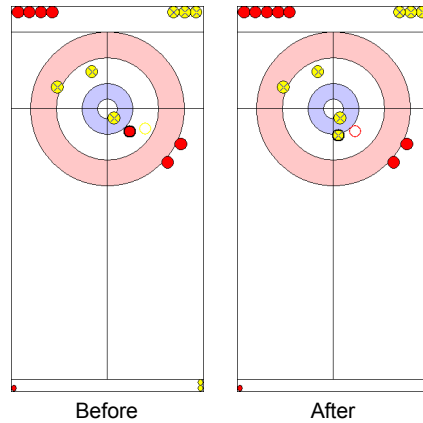
Time-out: end 7 - CHN stone 7

Time remaining: 5 minutes 12 seconds

Last Stone Draw: 38.7 cm

### Most Important Shot:

The Canadian Skip ARMSTRONG J made a great Hit and Roll and his stone ended up in the four foot. The Chinese Skip WANG H missed his Takeout and the Canadian team scored 4 points.



End: 7  
Team: CAN - Canada  
Player: ARMSTRONG J  
Stone: Fourth, 1st stone  
Task: Takeout  
Handle: In-turn  
Points: 100%

● CHN  
● CAN

### NOTE

Team position and functions are attached to each team member's name as follows:  
4 = Fourth, 3 = Third, 2 = Second, 1 = Lead, A = Alternate, S = Skip, V = Vice-Skip

### LEGEND

F Female

LSFE (\*) Last stone first end

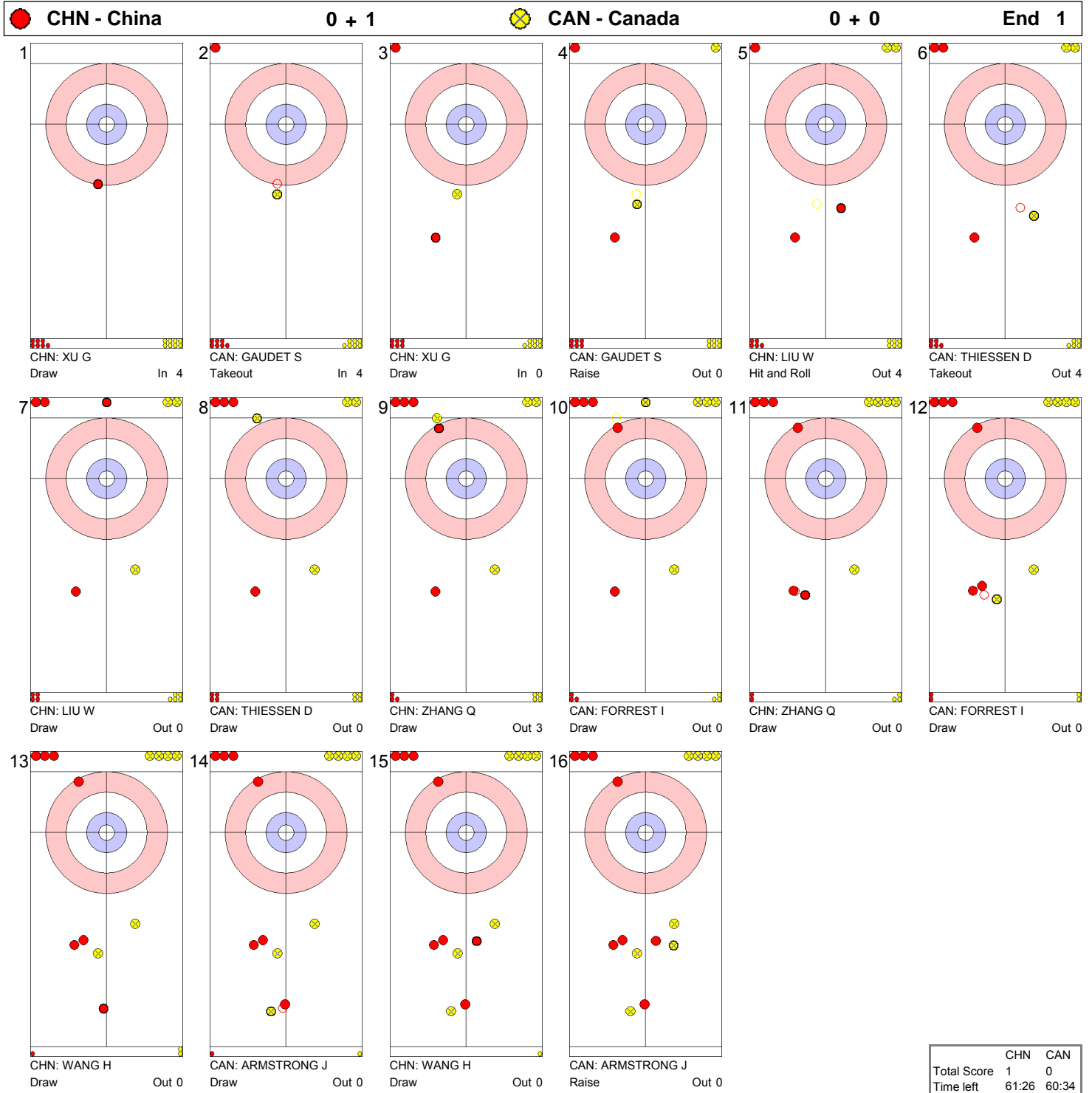
M Male



TUE 11 MAR 2014  
Start Time 15:30

Round Robin Session 8 - Sheet A  
Круговой турнир, сессия 8 - Дорожка А

Game - Shot by Shot  
Матч - бросок за броском

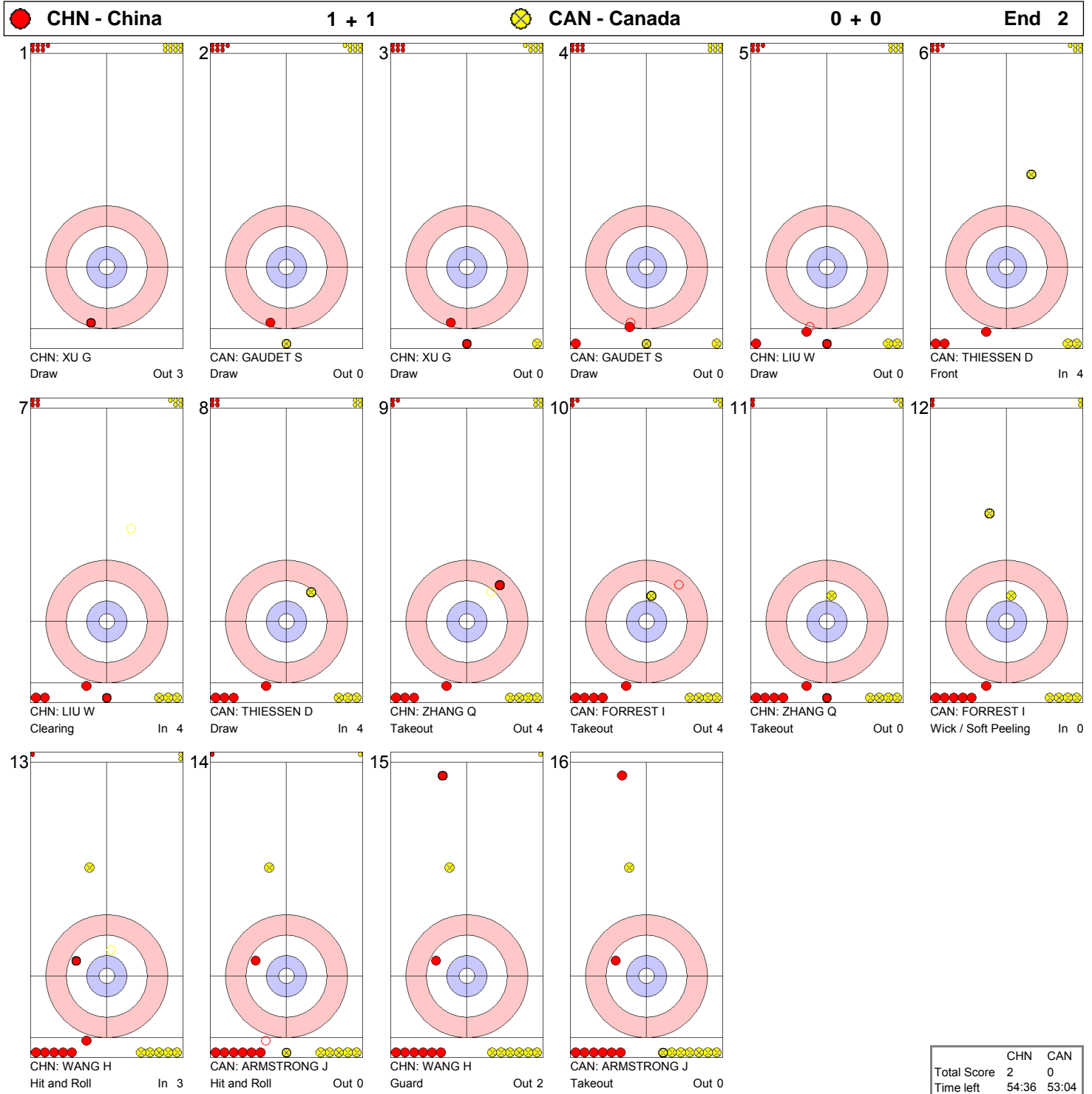




TUE 11 MAR 2014  
Start Time 15:30

**Round Robin Session 8 - Sheet A**  
Круговой турнир, сессия 8 - Дорожка А

**Game - Shot by Shot**  
Матч - бросок за броском

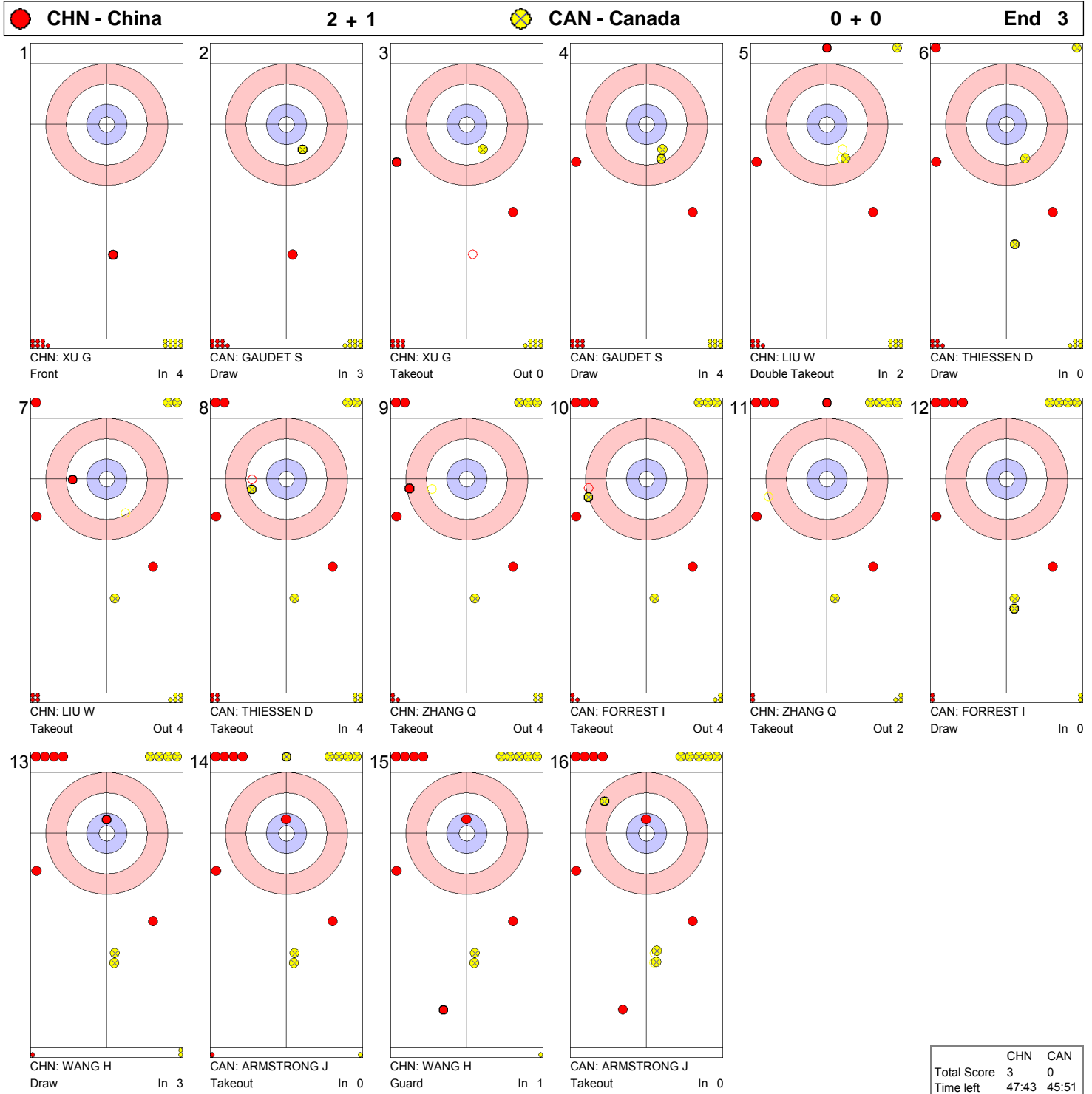




TUE 11 MAR 2014  
Start Time 15:30

**Round Robin Session 8 - Sheet A**  
Круговой турнир, сессия 8 - Дорожка А

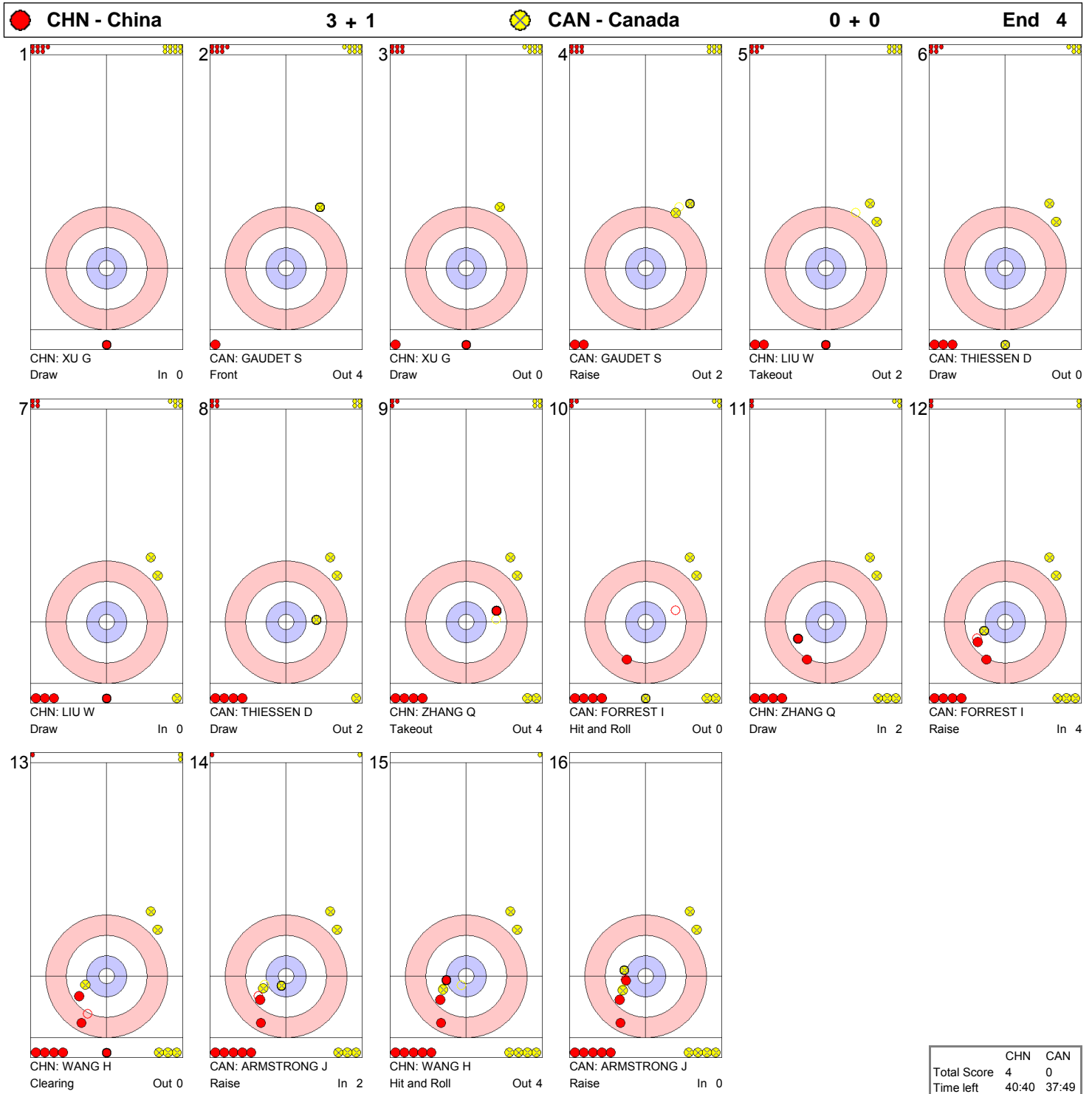
**Game - Shot by Shot**  
Матч - бросок за броском





TUE 11 MAR 2014  
Start Time 15:30

**Game - Shot by Shot**  
Матч - бросок за броском

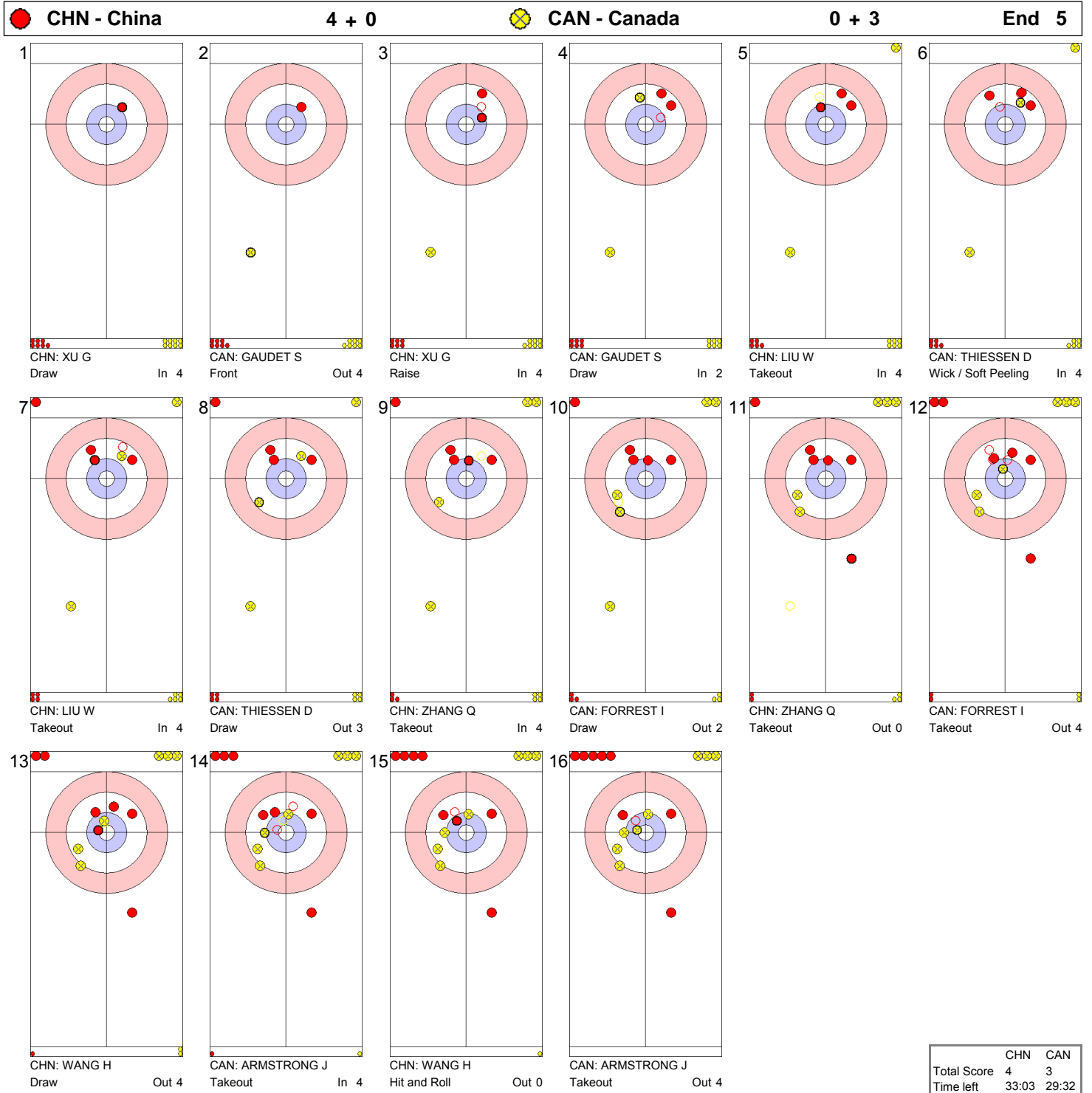




TUE 11 MAR 2014  
Start Time 15:30

Round Robin Session 8 - Sheet A  
Круговой турнир, сессия 8 - Дорожка А

Game - Shot by Shot  
Матч - бросок за броском



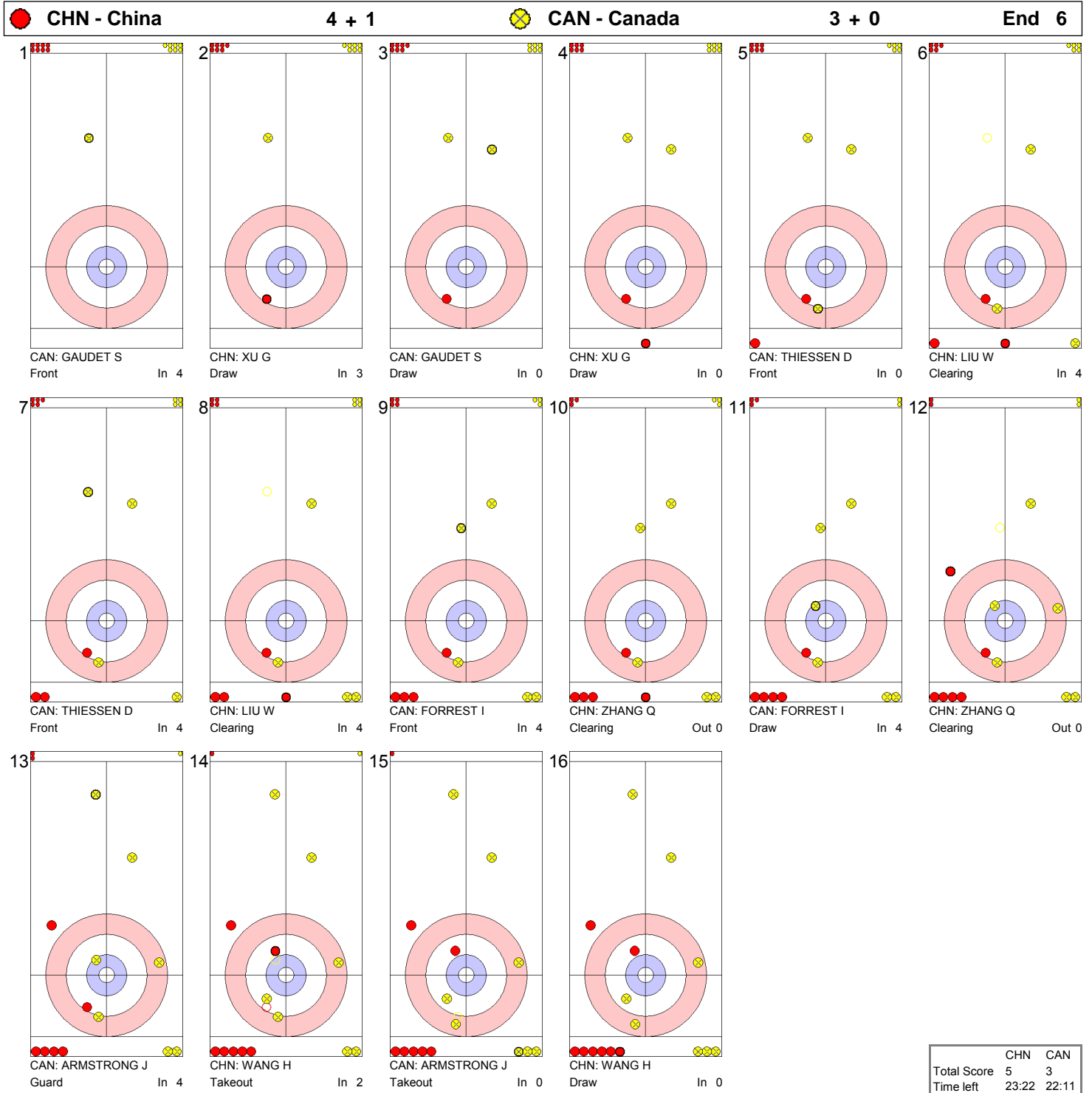




TUE 11 MAR 2014  
Start Time 15:30

Round Robin Session 8 - Sheet A  
Круговой турнир, сессия 8 - Дорожка А

Game - Shot by Shot  
Матч - бросок за броском



	CHN	CAN
Total Score	5	3
Time left	23:22	22:11



TUE 11 MAR 2014  
Start Time 15:30

Round Robin Session 8 - Sheet A  
Круговой турнир, сессия 8 - Дорожка А

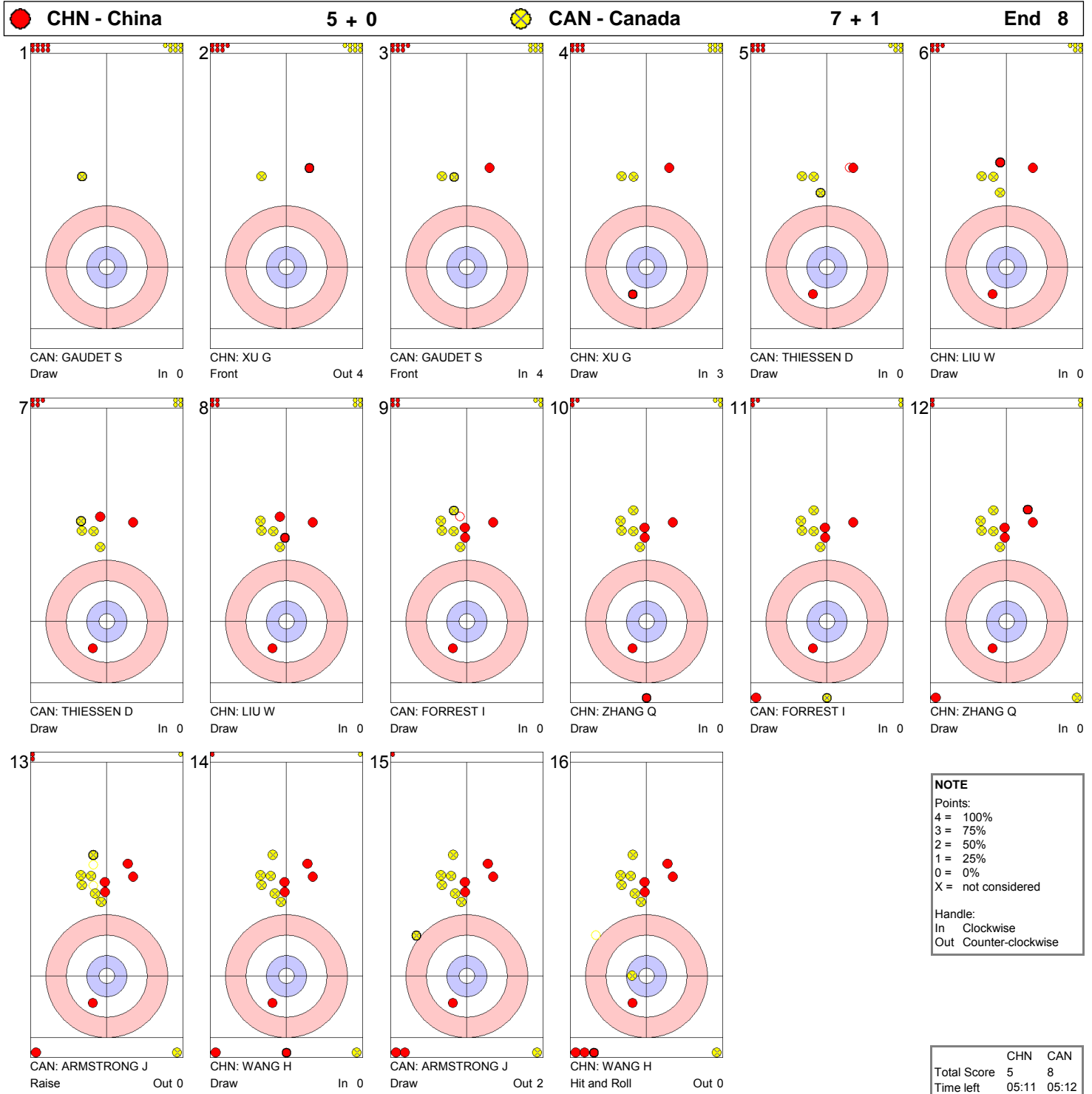
Game - Shot by Shot  
Матч - бросок за броском





TUE 11 MAR 2014  
Start Time 15:30

**Game - Shot by Shot**  
Матч - бросок за броском





TUE 11 MAR 2014  
Start Time 15:30

Round Robin Session 8 - Sheet B  
Круговой турнир, сессия 8 - Дорожка B

## Game Results

Результаты матча

Sheet	Game	Team	LSFE	1	2	3	4	5	6	7	8	Extra Ends	Total
B	6	NOR - Norway	*	0	1	0	0	0	2	0	X		3
	6	GBR - Great Britain		1	0	1	1	1	0	3	X		7

NOR - Norway		Game	All
4 S	LORENTSEN Rune	M	37% 55%
3 V	STORDAHL Jostein	M	48% 50%
2	SAMDAL Anne Mette	F	42% 53%
1	RAFDAL Terje	M	38% 57%
A	LOECHEN Sissel	F	- % - %
Team Total			41% 54%

GBR - Great Britain		Game	All
4 S	NEILSON Aileen	F	58% 53%
3 V	EWAN Gregor	M	47% 51%
2	McPHERSON Bob	M	47% 45%
1	GAULT Jim	M	77% 65%
A	MALONE Angie	F	- % 67%
Team Total			56% 53%

Time remaining: 2 minutes 23 seconds

Last Stone Draw: 0.8 cm

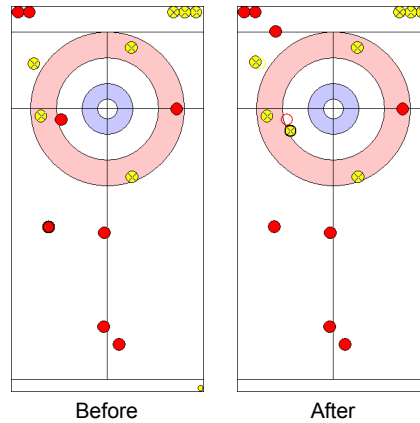
Time remaining: 1 minute 14 seconds

Last Stone Draw: 147.1 cm

Time-out: end 6 - GBR stone 4

### Most Important Shot:

The British Skip NEILSON A made a nice Takeout to remove the Norwegian shot stone and score three.



End: 7  
Team: GBR - Great Britain  
Player: NEILSON A  
Stone: Fourth, 2nd stone  
Task: Takeout  
Handle: Out-turn  
Points: 100%

● NOR  
● GBR

### NOTE

Team position and functions are attached to each team member's name as follows:  
4 = Fourth, 3 = Third, 2 = Second, 1 = Lead, A = Alternate, S = Skip, V = Vice-Skip

### LEGEND

F Female

LSFE (\*) Last stone first end

M Male

X Unplayed/unfinished end due to concession



TUE 11 MAR 2014  
Start Time 15:30

Round Robin Session 8 - Sheet B  
Круговой турнир, сессия 8 - Дорожка B

Game - Shot by Shot  
Матч - бросок за броском

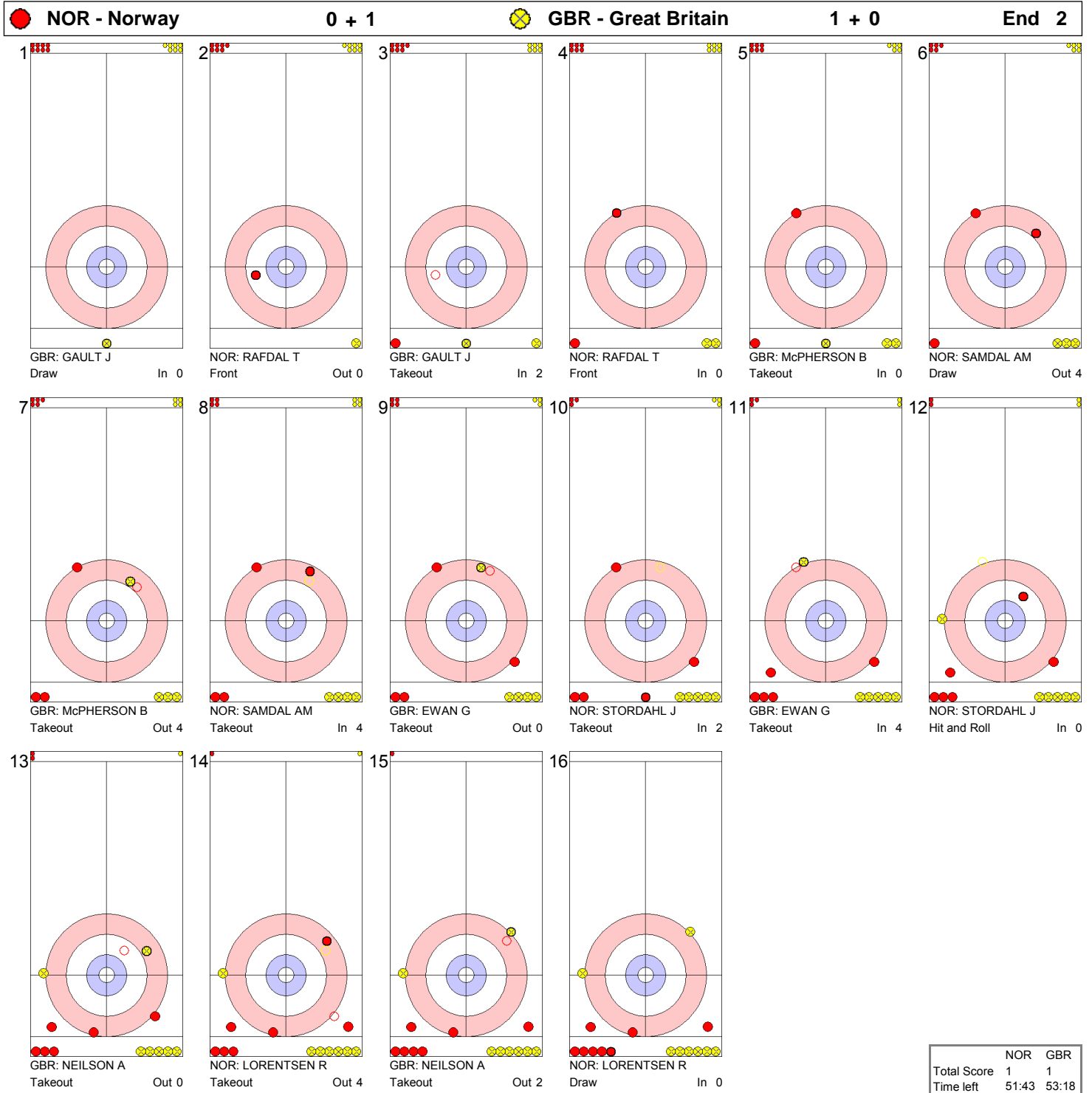




TUE 11 MAR 2014  
Start Time 15:30

Round Robin Session 8 - Sheet B  
Круговой турнир, сессия 8 - Дорожка B

Game - Shot by Shot  
Матч - бросок за броском





TUE 11 MAR 2014  
Start Time 15:30

Round Robin Session 8 - Sheet B  
Круговой турнир, сессия 8 - Дорожка B

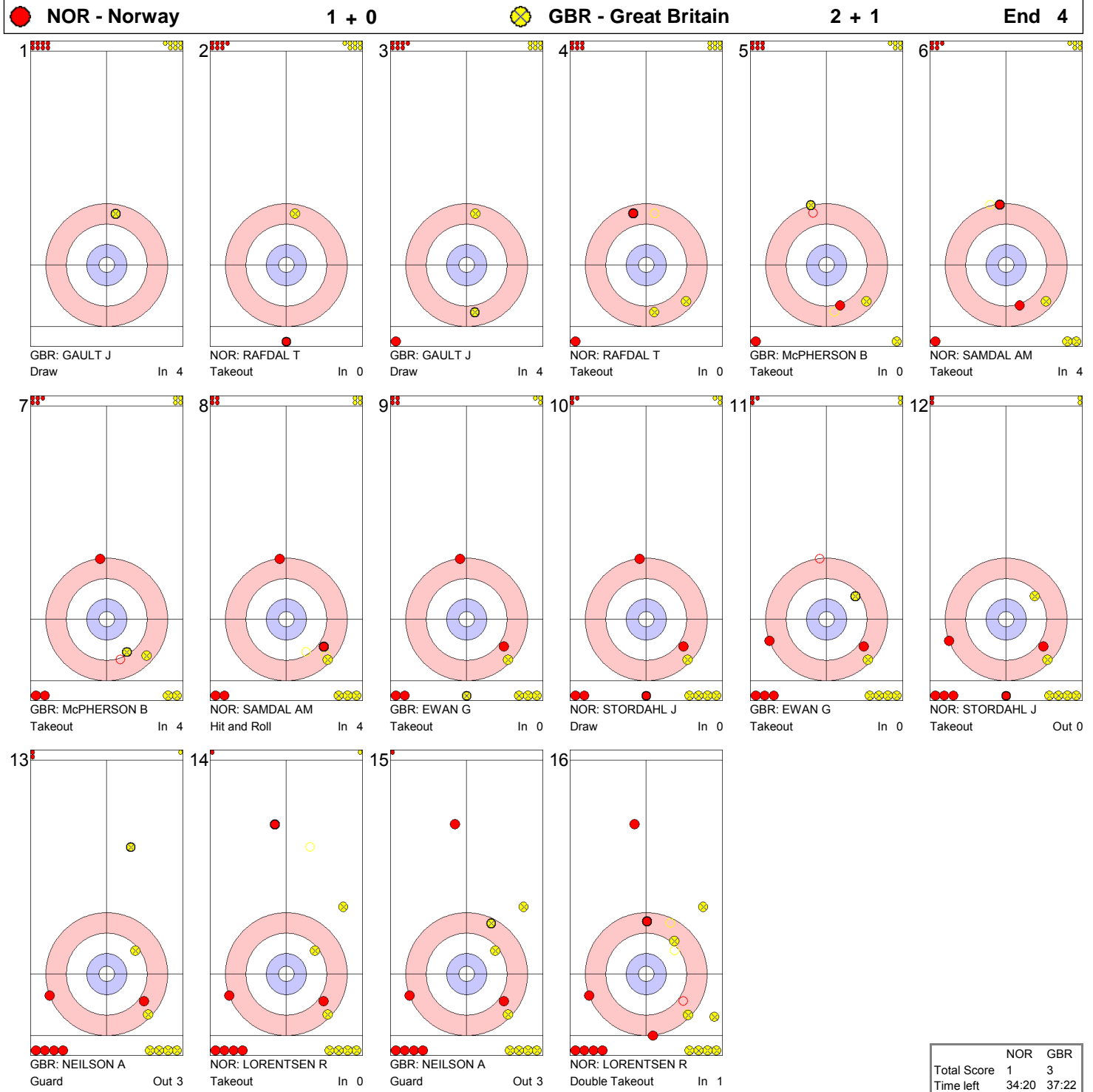
Game - Shot by Shot  
Матч - бросок за броском





TUE 11 MAR 2014  
Start Time 15:30

**Game - Shot by Shot**  
Матч - бросок за броском







TUE 11 MAR 2014  
Start Time 15:30

**Game - Shot by Shot**  
Матч - бросок за броском



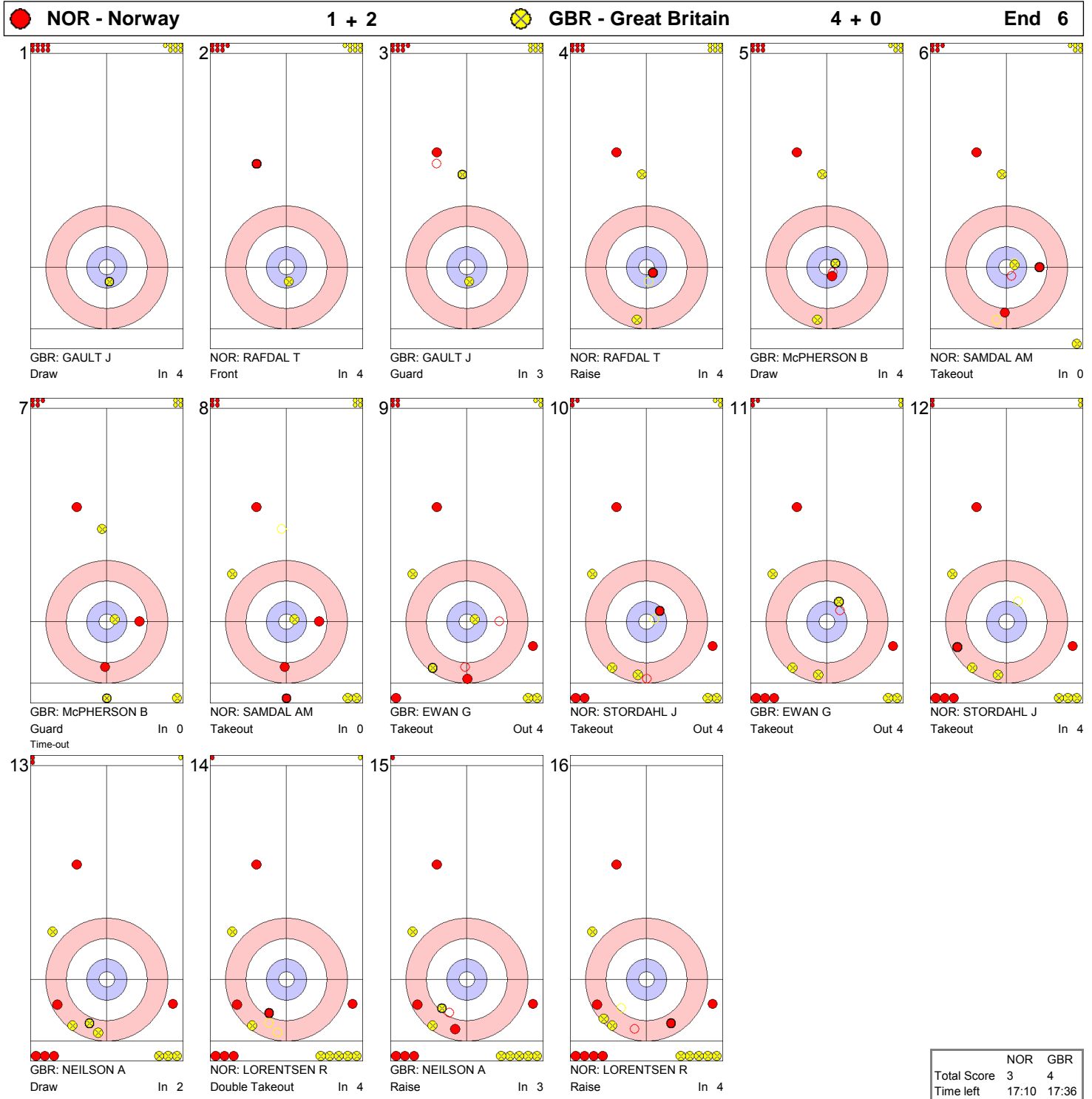
	NOR	GBR
Total Score	1	4
Time left	25:55	27:40



TUE 11 MAR 2014  
Start Time 15:30

Round Robin Session 8 - Sheet B  
Круговой турнир, сессия 8 - Дорожка B

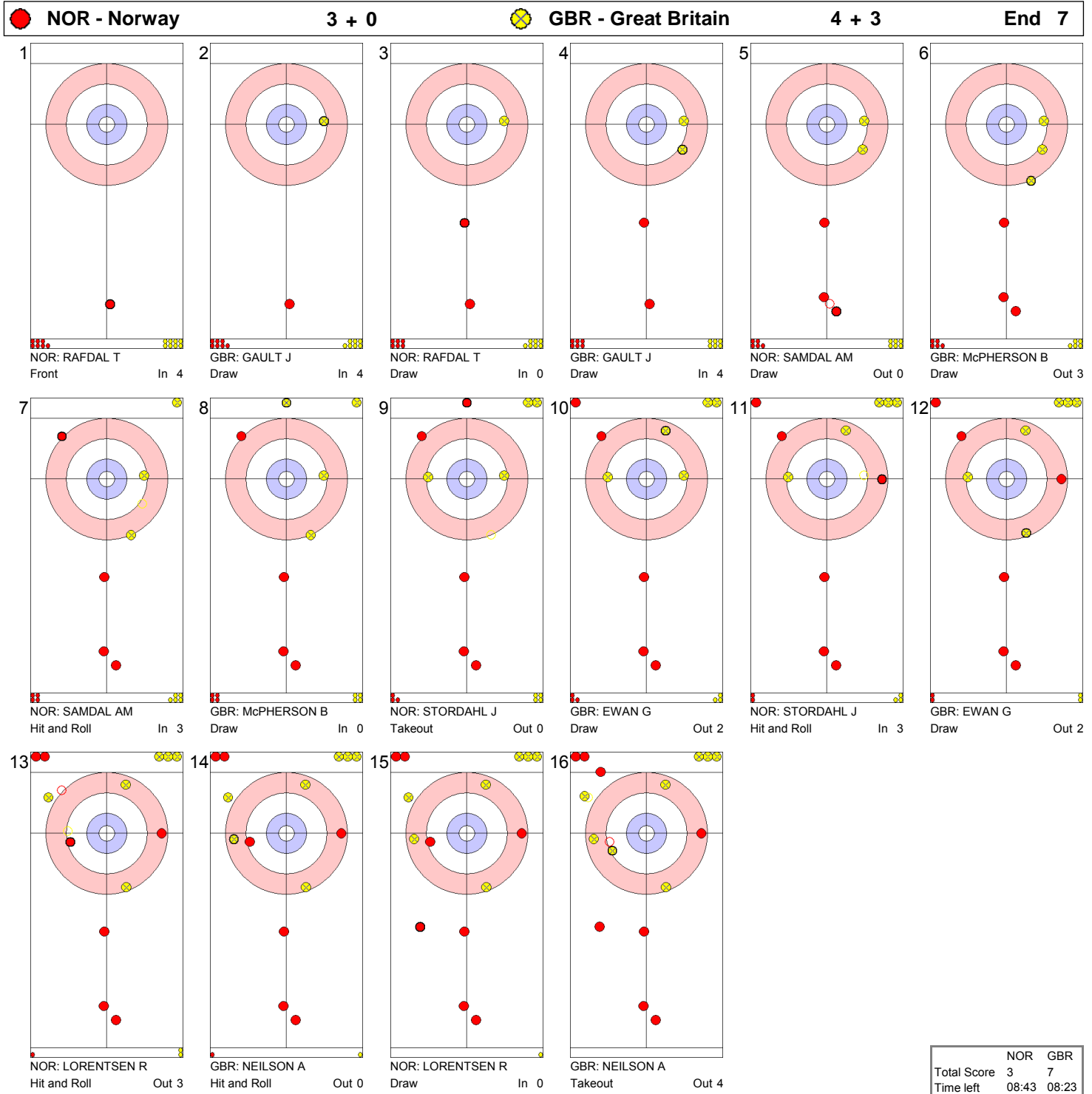
Game - Shot by Shot  
Матч - бросок за броском





TUE 11 MAR 2014  
Start Time 15:30

**Game - Shot by Shot**  
Матч - бросок за броском

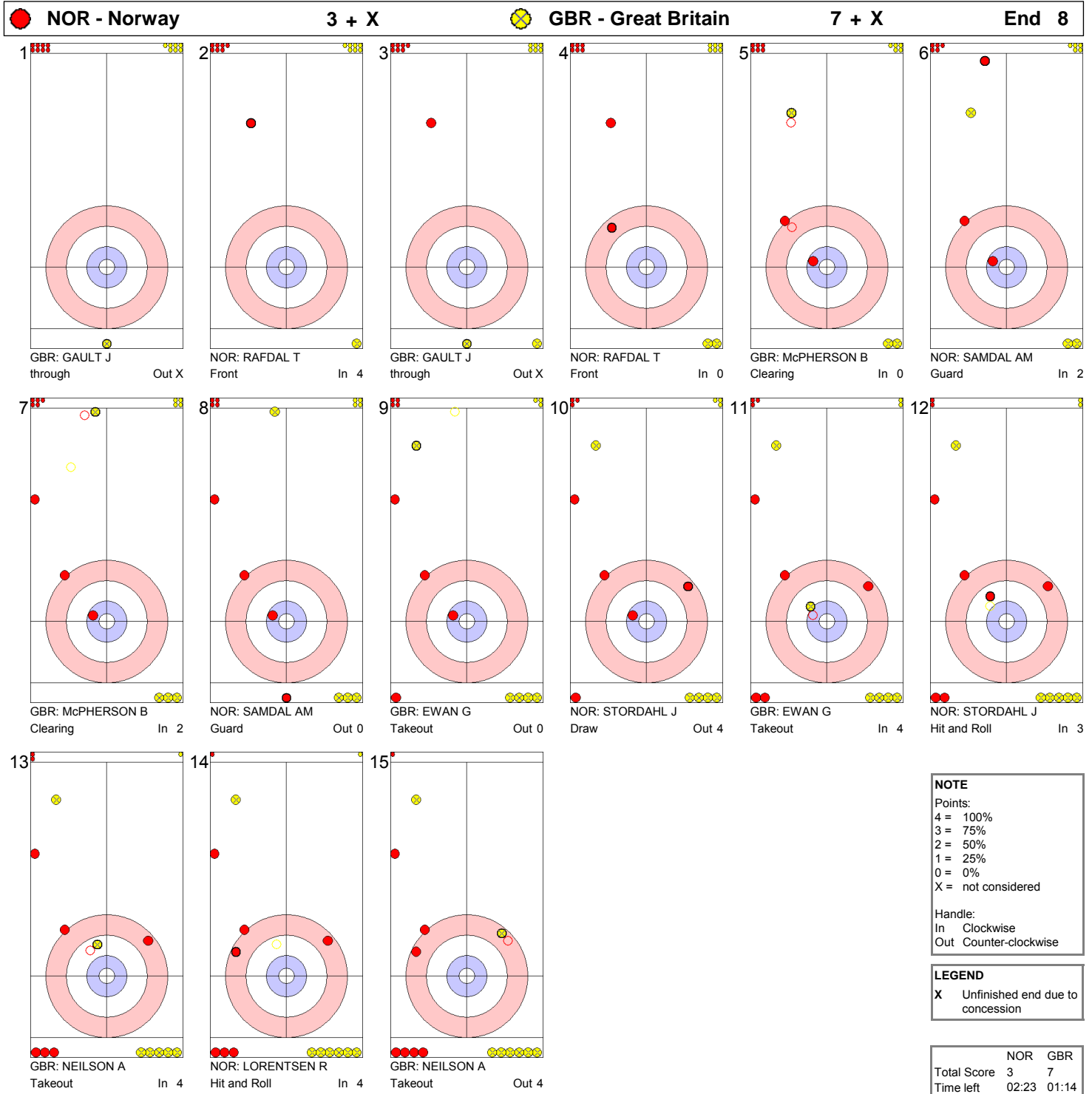




TUE 11 MAR 2014  
Start Time 15:30

Round Robin Session 8 - Sheet B  
Круговой турнир, сессия 8 - Дорожка B

Game - Shot by Shot  
Матч - бросок за броском





TUE 11 MAR 2014  
Start Time 15:30

Round Robin Session 8 - Sheet C  
Круговой турнир, сессия 8 - Дорожка C

## Game Results

Результаты матча

Sheet	Game	Team	LSFE	1	2	3	4	5	6	7	8	Extra Ends	Total
C	6	SWE - Sweden		2	2	0	0	1	0	4	X		9
	6	SVK - Slovakia	*	0	0	1	1	0	1	0	X		3

SWE - Sweden		Game	All
4 S	JUNGNELL Jalle	M	46 % 42 %
3	KALLIN Patrik	M	59 % 60 %
2 V	IKONEN Glenn	M	32 % 36 %
1	ULANDER Kicki	F	64 % 59 %
A	REPPE Zandra	F	- % 75 %
Team Total			50 % 50 %

SVK - Slovakia		Game	All
4 V	JAKUBEC Branislav	M	48 % 51 %
3 S	DURIS Radoslav	M	39 % 43 %
2	PITONAK Dusan	M	50 % 51 %
1	KUNKELOVA Monika	F	52 % 37 %
A	KANOVA Alena	F	- % 43 %
Team Total			47 % 46 %

Time remaining: 14 minutes 24 seconds

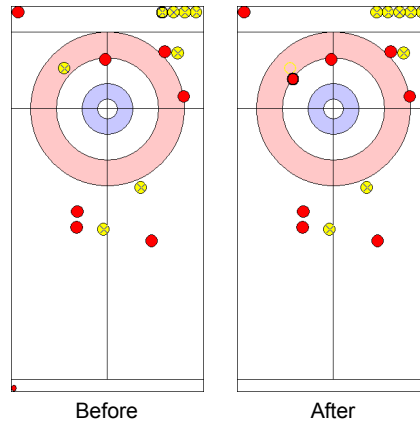
Last Stone Draw: 86.0 cm

Time remaining: 14 minutes 5 seconds

Last Stone Draw: 54.1 cm

### Most Important Shot:

The Swedish Skip JUNGNELL J made a perfect Takeout on the second counter to score four points and win the game.



End: 7  
Team: SWE - Sweden  
Player: JUNGNELL J  
Stone: Fourth, 2nd stone  
Task: Takeout  
Handle: In-turn  
Points: 100%

● SWE  
● SVK

### NOTE

Team position and functions are attached to each team member's name as follows:  
4 = Fourth, 3 = Third, 2 = Second, 1 = Lead, A = Alternate, S = Skip, V = Vice-Skip

### LEGEND

F Female

LSFE (\*) Last stone first end

M Male

X Unplayed/unfinished end due to concession

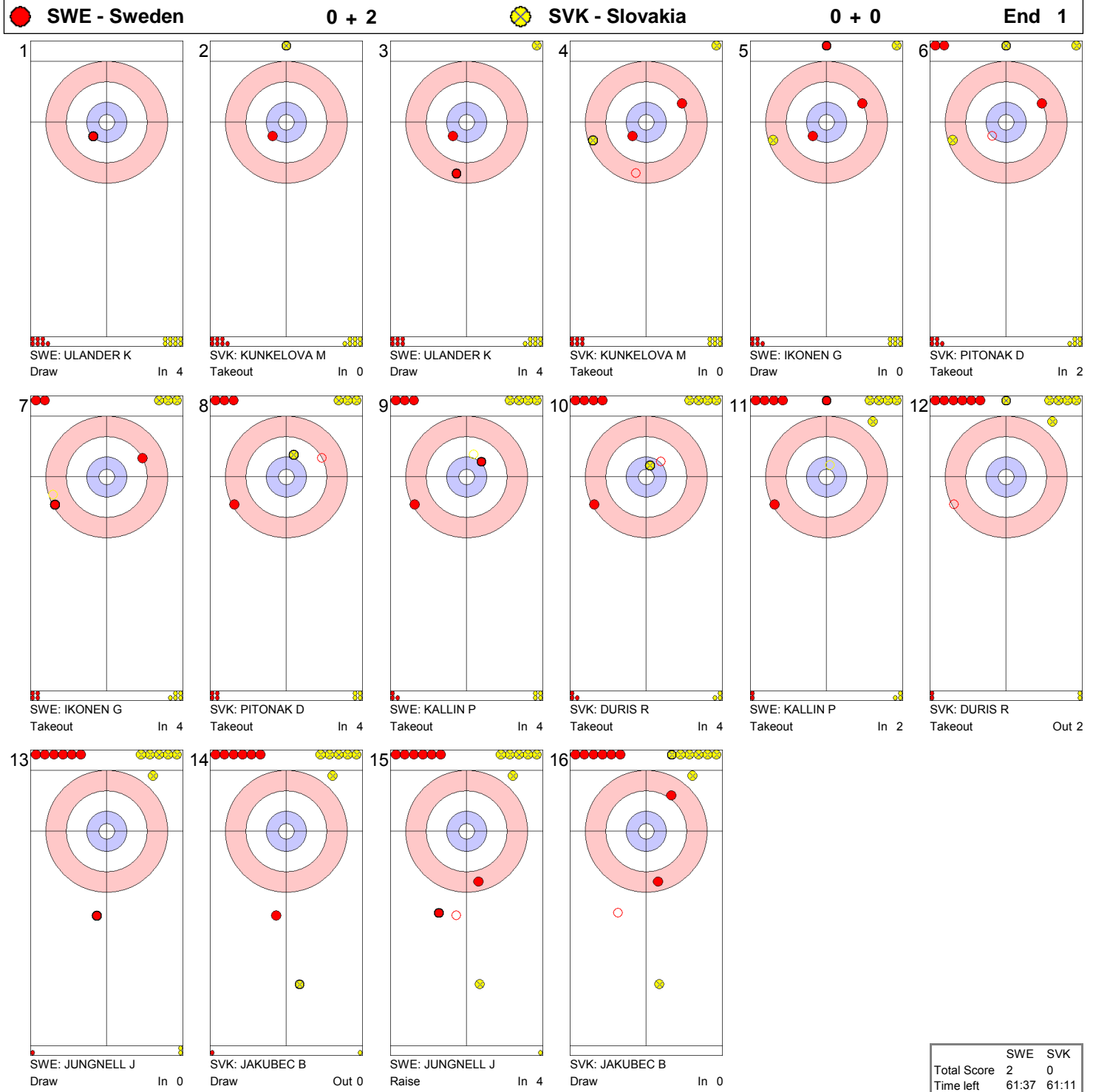


TUE 11 MAR 2014  
Start Time 15:30

Round Robin Session 8 - Sheet C  
Круговой турнир, сессия 8 - Дорожка C

Game - Shot by Shot

Матч - бросок за броском



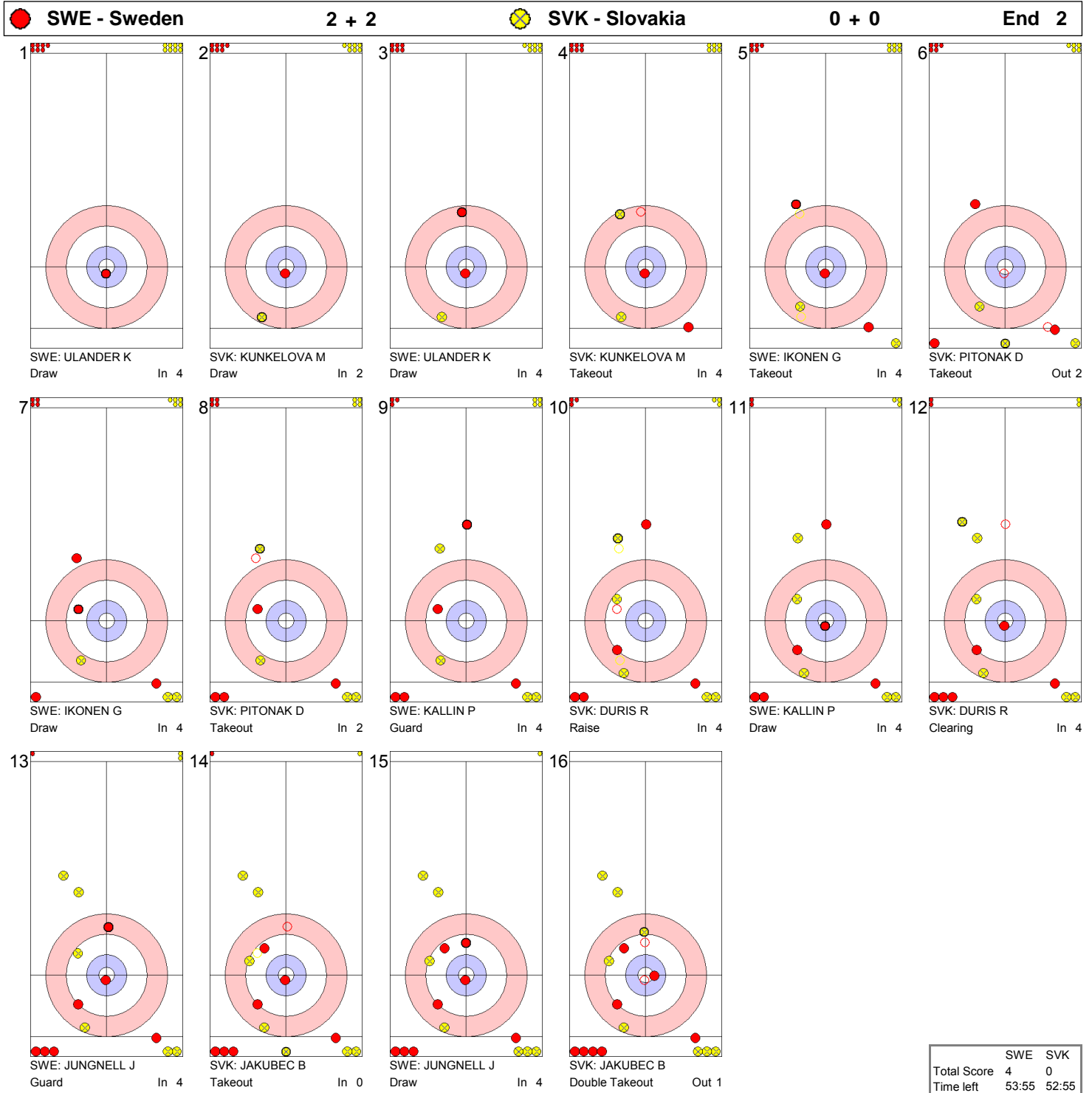


TUE 11 MAR 2014  
Start Time 15:30

Round Robin Session 8 - Sheet C  
Круговой турнир, сессия 8 - Дорожка C

Game - Shot by Shot

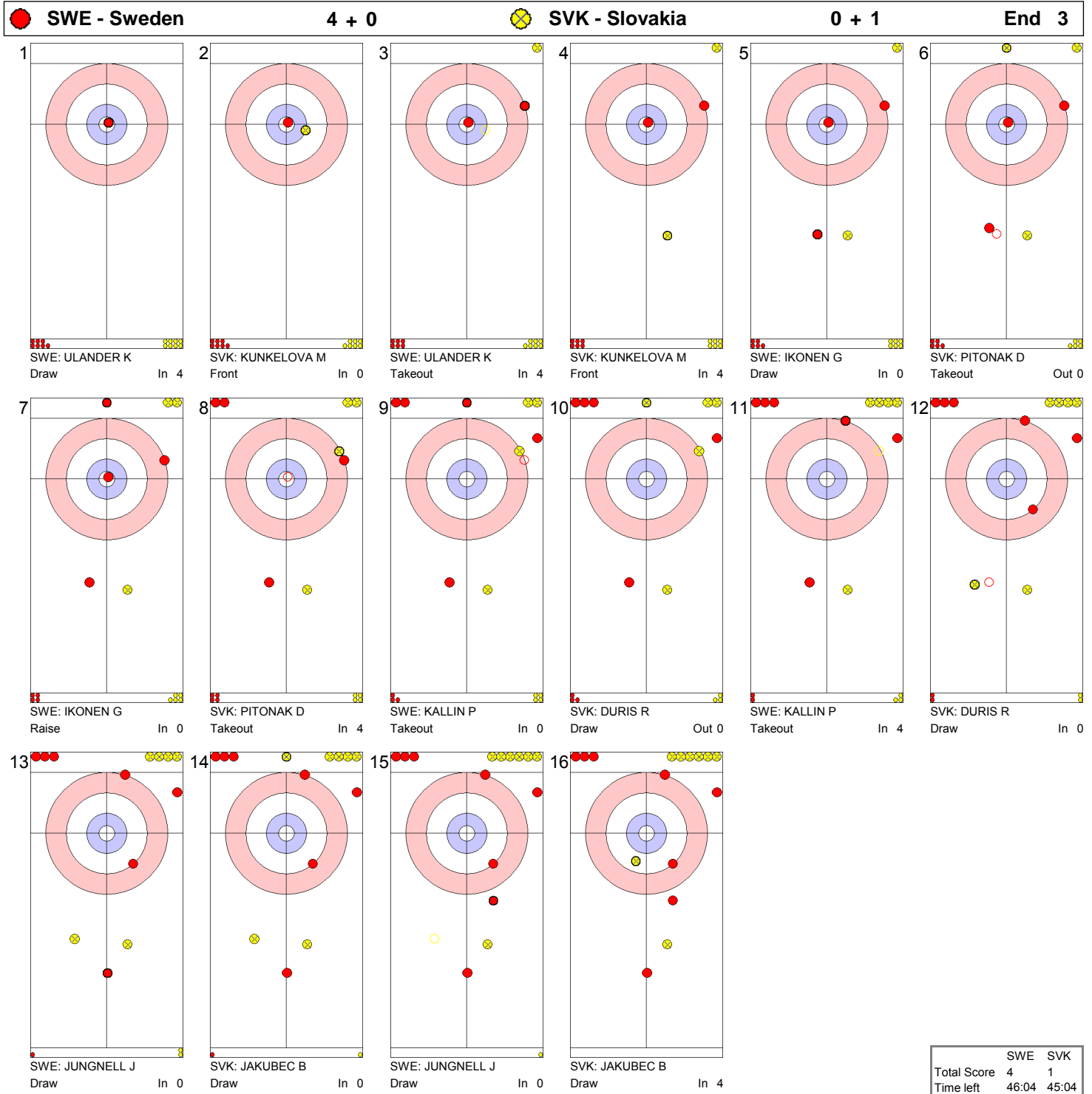
Матч - бросок за броском





TUE 11 MAR 2014  
Start Time 15:30

**Game - Shot by Shot**  
Матч - бросок за броском



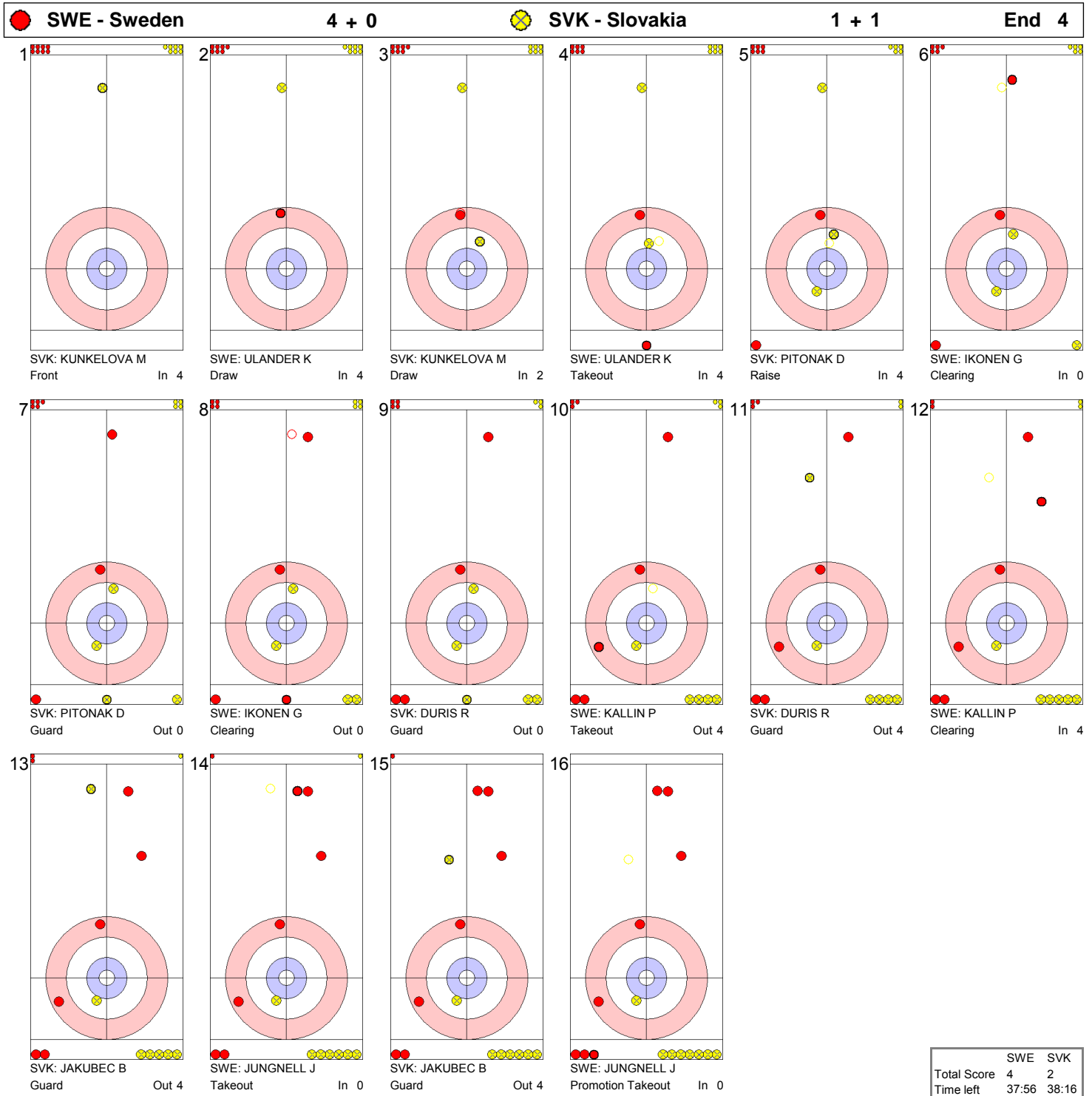




TUE 11 MAR 2014  
Start Time 15:30

Round Robin Session 8 - Sheet C  
Круговой турнир, сессия 8 - Дорожка C

Game - Shot by Shot  
Матч - бросок за броском

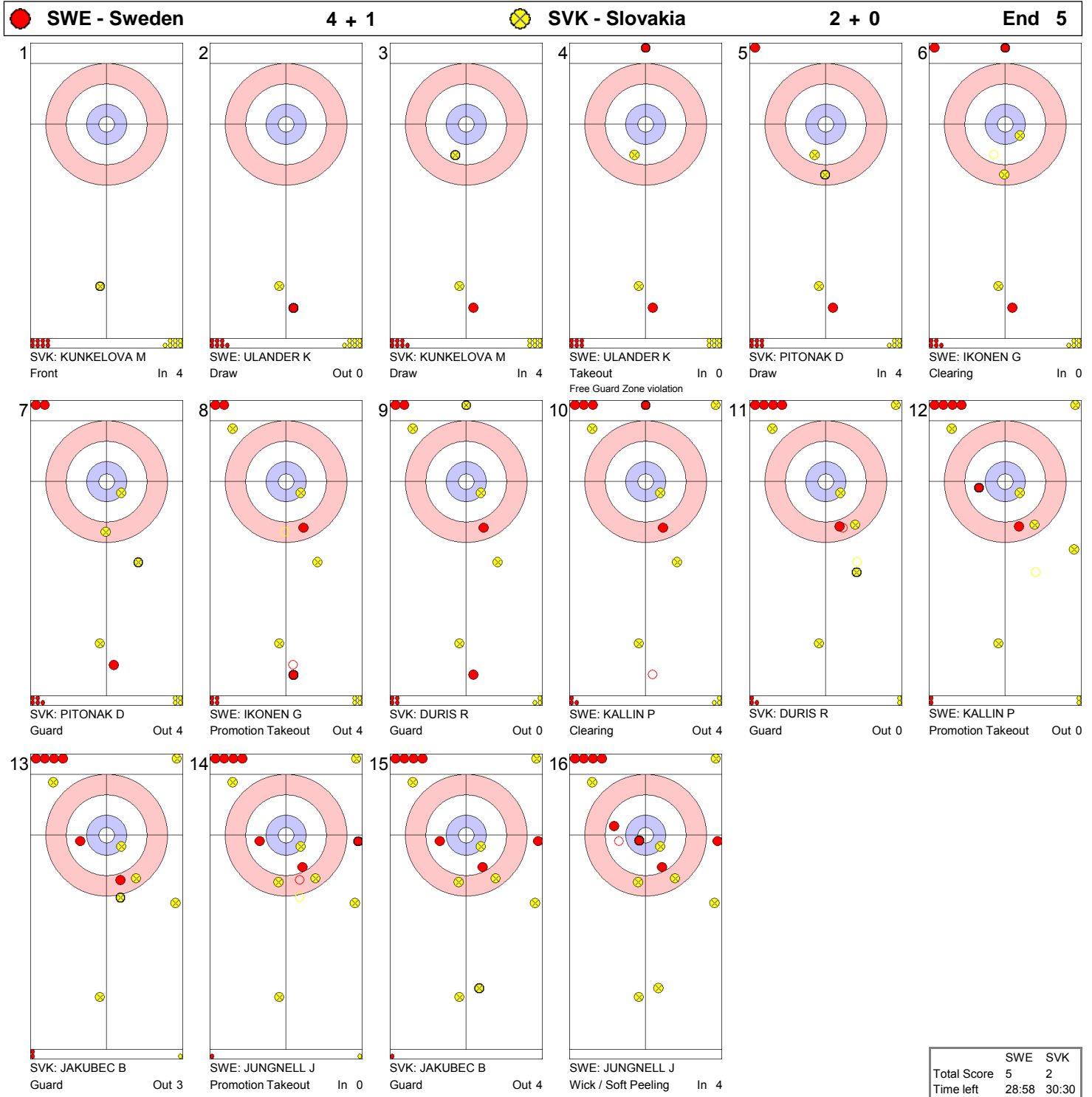




TUE 11 MAR 2014  
Start Time 15:30

**Round Robin Session 8 - Sheet C**  
Круговой турнир, сессия 8 - Дорожка C

**Game - Shot by Shot**  
Матч - бросок за броском



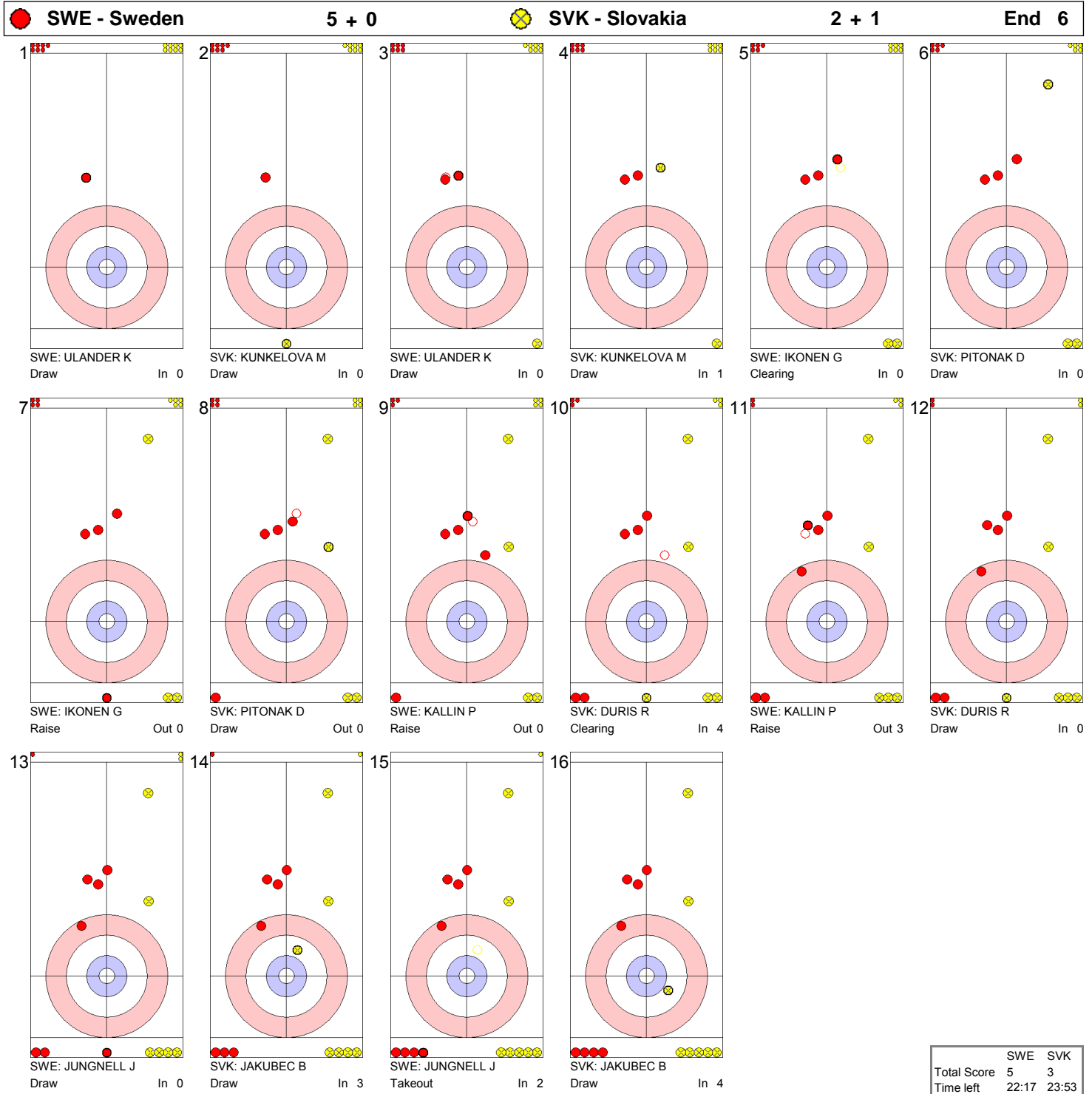


TUE 11 MAR 2014  
Start Time 15:30

Round Robin Session 8 - Sheet C  
Круговой турнир, сессия 8 - Дорожка C

Game - Shot by Shot

Матч - бросок за броском

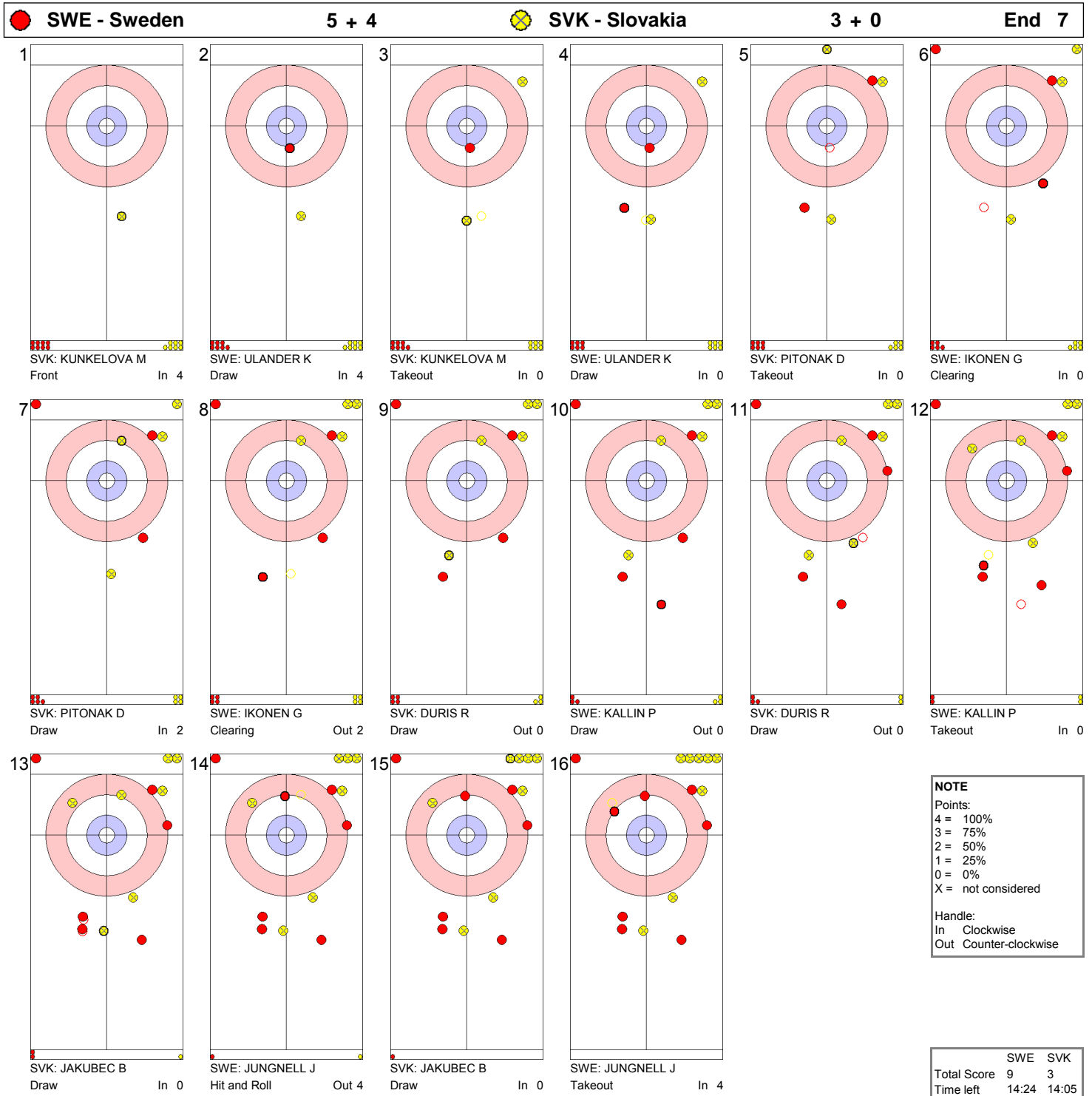




TUE 11 MAR 2014  
Start Time 15:30

Round Robin Session 8 - Sheet C  
Круговой турнир, сессия 8 - Дорожка C

Game - Shot by Shot  
Матч - бросок за броском





TUE 11 MAR 2014  
Start Time 15:30

Round Robin Session 8 - Sheet D  
Круговой турнир, сессия 8 - Дорожка D

## Game Results

Результаты матча

Sheet	Game	Team	LSFE	1	2	3	4	5	6	7	8	Extra Ends	Total
D	6	USA - United States of America		1	0	1	3	0	1	1	0		7
	6	FIN - Finland	*	0	1	0	0	4	0	0	1		6

USA - United States of America		Game	All
4 S	McDONALD Patrick	M	52 % 42 %
3	JOSEPH Jimmy	M	52 % 51 %
2	GREELY Penny	F	53 % 50 %
1 V	PALMER Dave	M	59 % 42 %
A	LINO Meghan	F	- % 56 %
Team Total			54 % 47 %

FIN - Finland		Game	All
4 S	KARJALAINEN Markku	M	53 % 53 %
3	KARJALAINEN Sari	F	55 % 40 %
2 V	HELLMAN Vesa	M	33 % 43 %
1	AARNIKKA Tuomo	M	58 % 56 %
A	MOJTAHEDI Mina	F	- % - %
Team Total			50 % 48 %

Time remaining: 7 minutes 43 seconds

Last Stone Draw: 185.4 cm (out)

Time-out: end 8 - USA stone 7

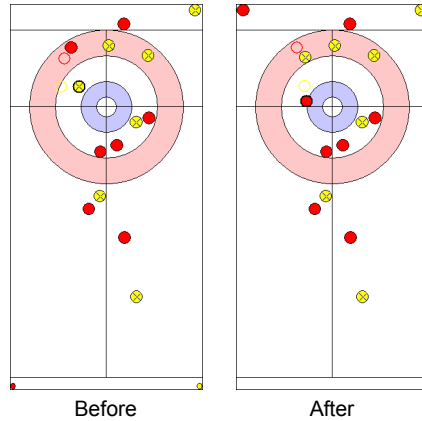
Time remaining: 5 minutes 5 seconds

Last Stone Draw: 75.9 cm

Time-out: end 7 - FIN stone 6

### Most Important Shot:

The US Skip McDONALD P played an excellent Takeout around the guard to force the Finnish Skip KARJALAINEN M to play the same shot. He missed it giving the US team a steal of one and a 7-5 lead.



End: 7  
Team: USA - United States  
Player: McDONALD P  
Stone: Fourth, 2nd stone  
Task: Takeout  
Handle: In-turn  
Points: 100%

● USA  
● FIN

### NOTE

Team position and functions are attached to each team member's name as follows:  
4 = Fourth, 3 = Third, 2 = Second, 1 = Lead, A = Alternate, S = Skip, V = Vice-Skip

### LEGEND

F Female

LSFE (\*) Last stone first end

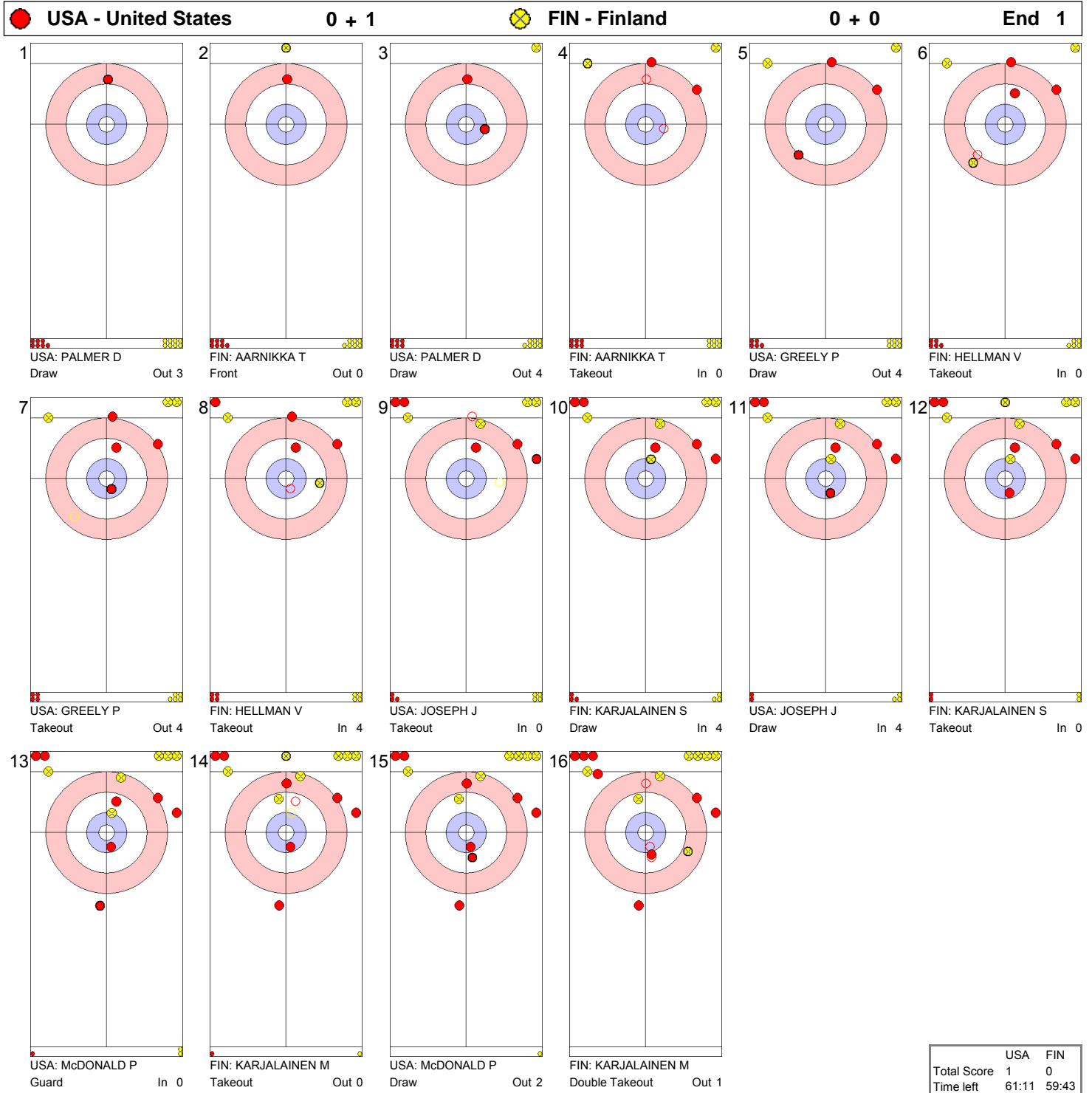
M Male



TUE 11 MAR 2014  
Start Time 15:30

Round Robin Session 8 - Sheet D  
Круговой турнир, сессия 8 - Дорожка D

Game - Shot by Shot  
Матч - бросок за броском



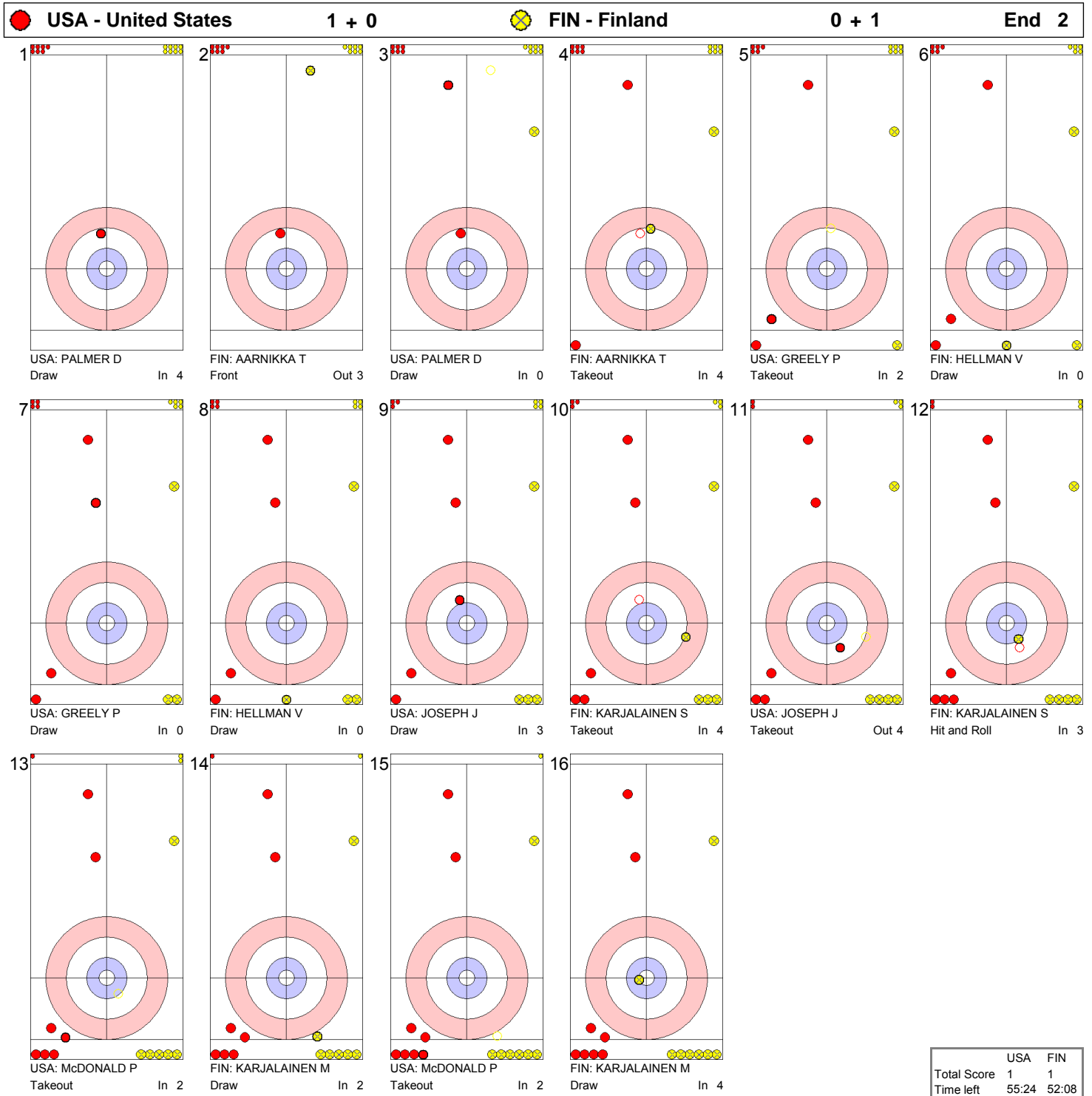
	USA	FIN
Total Score	1	0
Time left	61:11	59:43



TUE 11 MAR 2014  
Start Time 15:30

Round Robin Session 8 - Sheet D  
Круговой турнир, сессия 8 - Дорожка D

Game - Shot by Shot  
Матч - бросок за броском

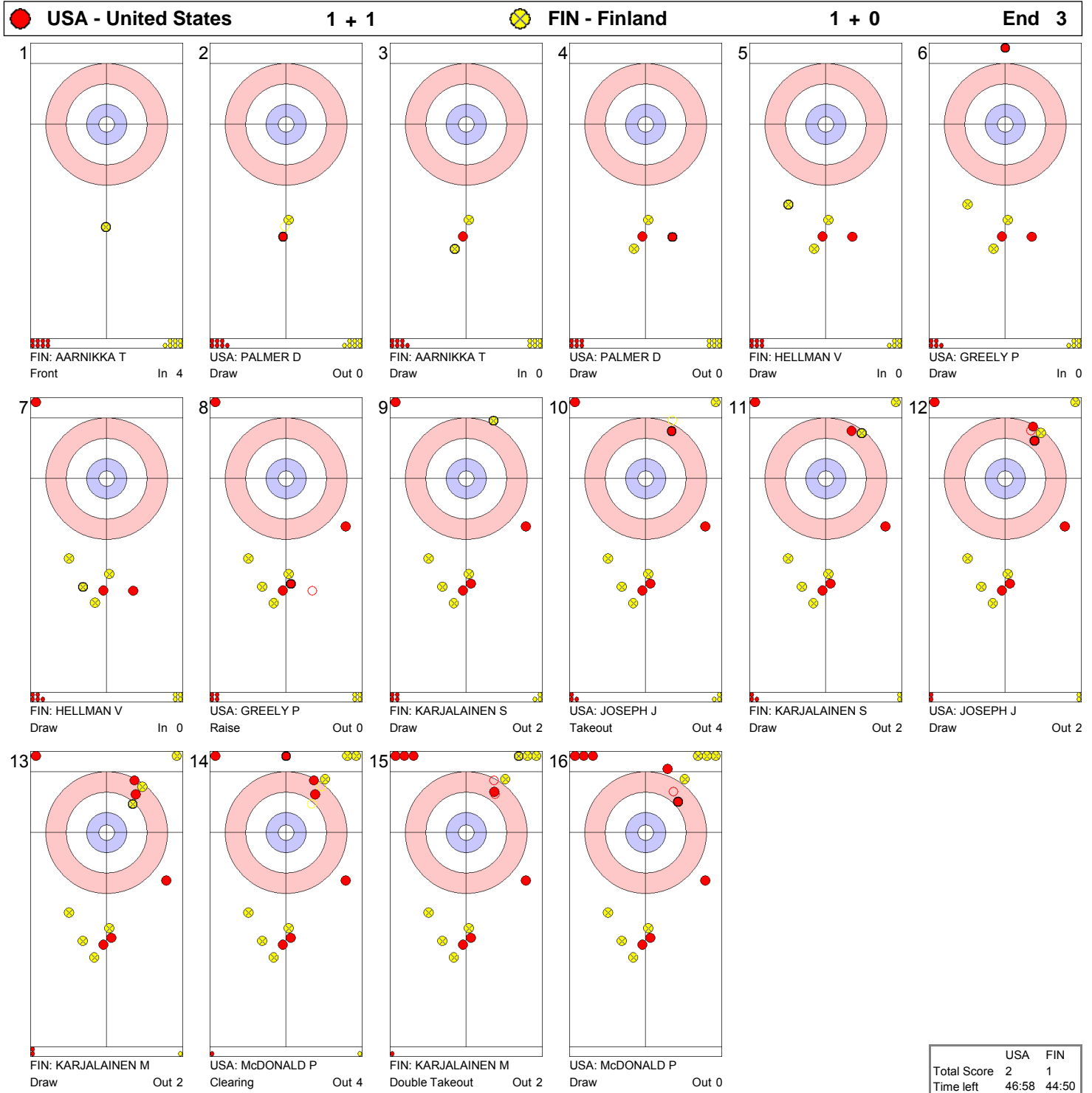




TUE 11 MAR 2014  
Start Time 15:30

Round Robin Session 8 - Sheet D  
Круговой турнир, сессия 8 - Дорожка D

Game - Shot by Shot  
Матч - бросок за броском



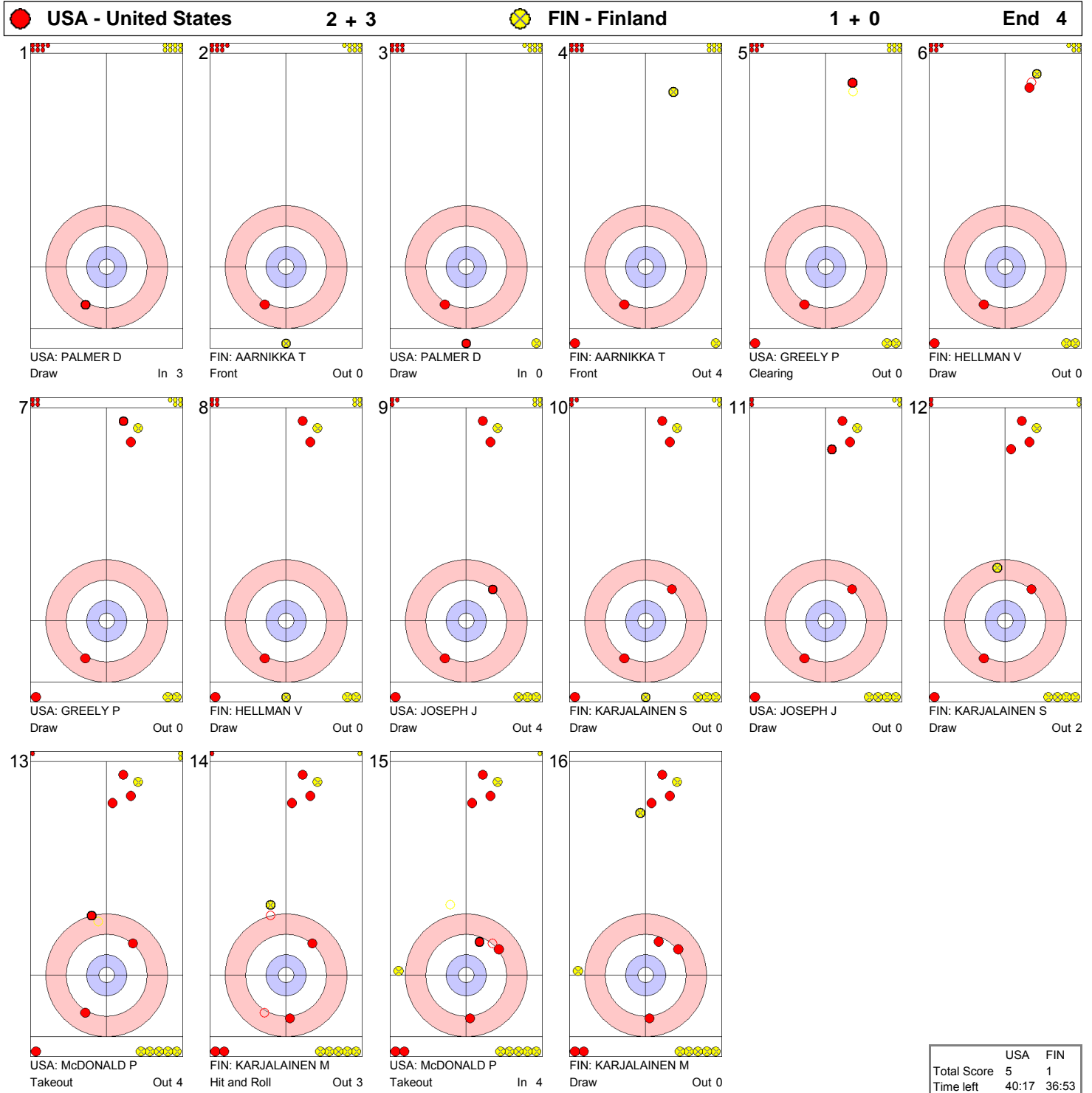




TUE 11 MAR 2014  
Start Time 15:30

Round Robin Session 8 - Sheet D  
Круговой турнир, сессия 8 - Дорожка D

Game - Shot by Shot  
Матч - бросок за броском

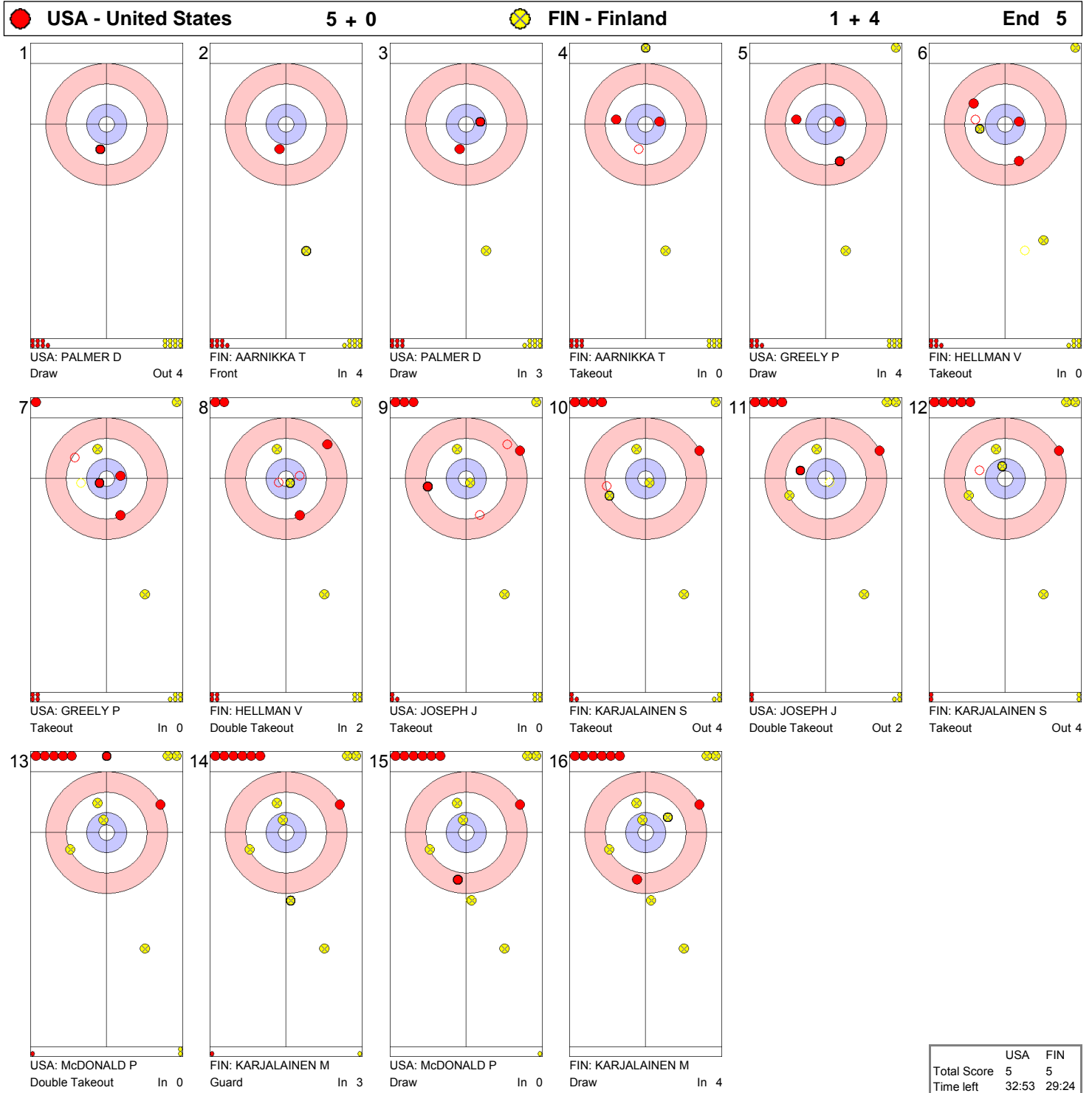




TUE 11 MAR 2014  
Start Time 15:30

Round Robin Session 8 - Sheet D  
Круговой турнир, сессия 8 - Дорожка D

Game - Shot by Shot  
Матч - бросок за броском



	USA	FIN
Total Score	5	5
Time left	32:53	29:24

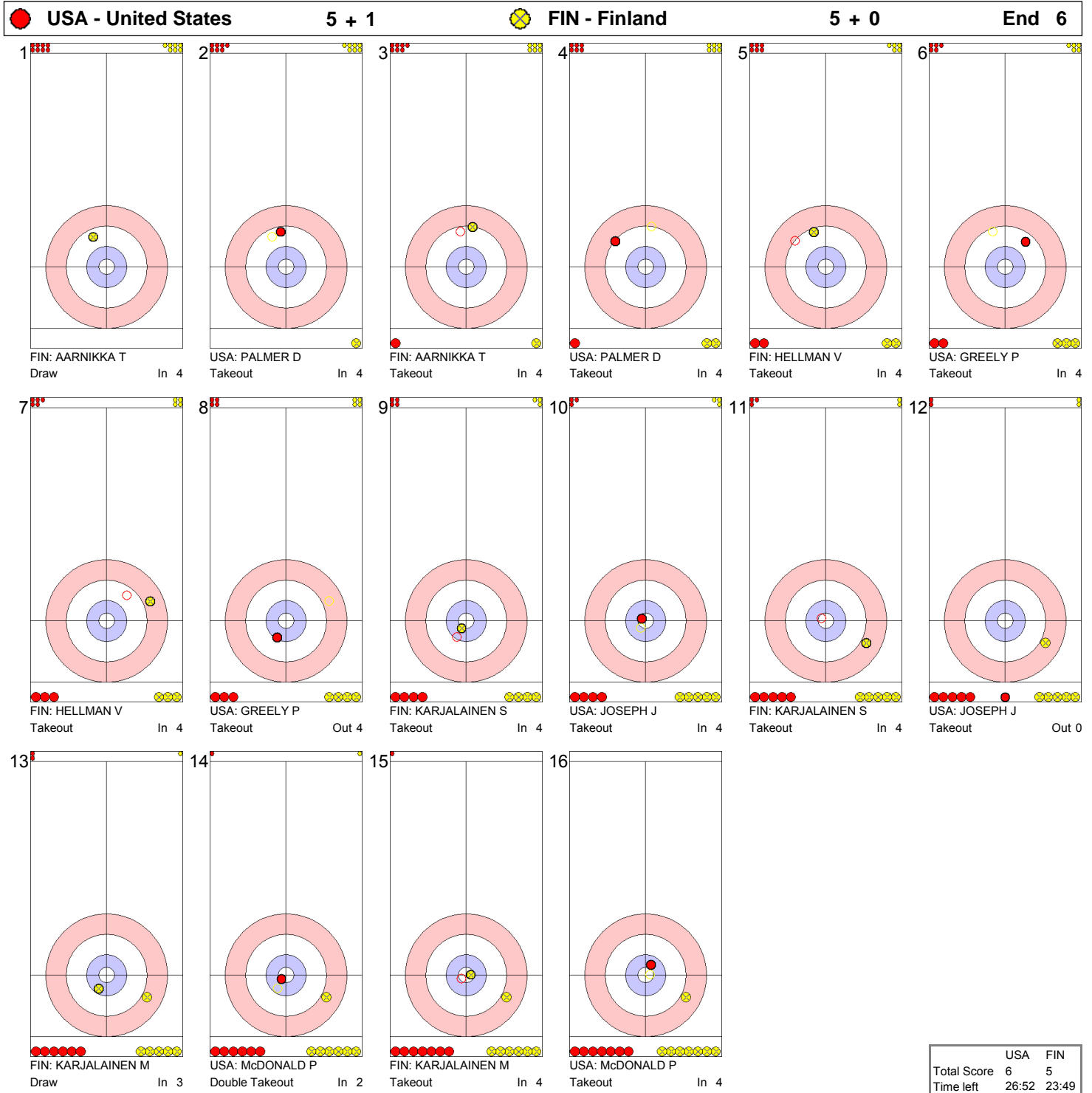


TUE 11 MAR 2014  
Start Time 15:30

Round Robin Session 8 - Sheet D  
Круговой турнир, сессия 8 - Дорожка D

Game - Shot by Shot

Матч - бросок за броском



	USA	FIN
Total Score	6	5
Time left	26:52	23:49



TUE 11 MAR 2014  
Start Time 15:30

Round Robin Session 8 - Sheet D  
Круговой турнир, сессия 8 - Дорожка D

Game - Shot by Shot  
Матч - бросок за броском



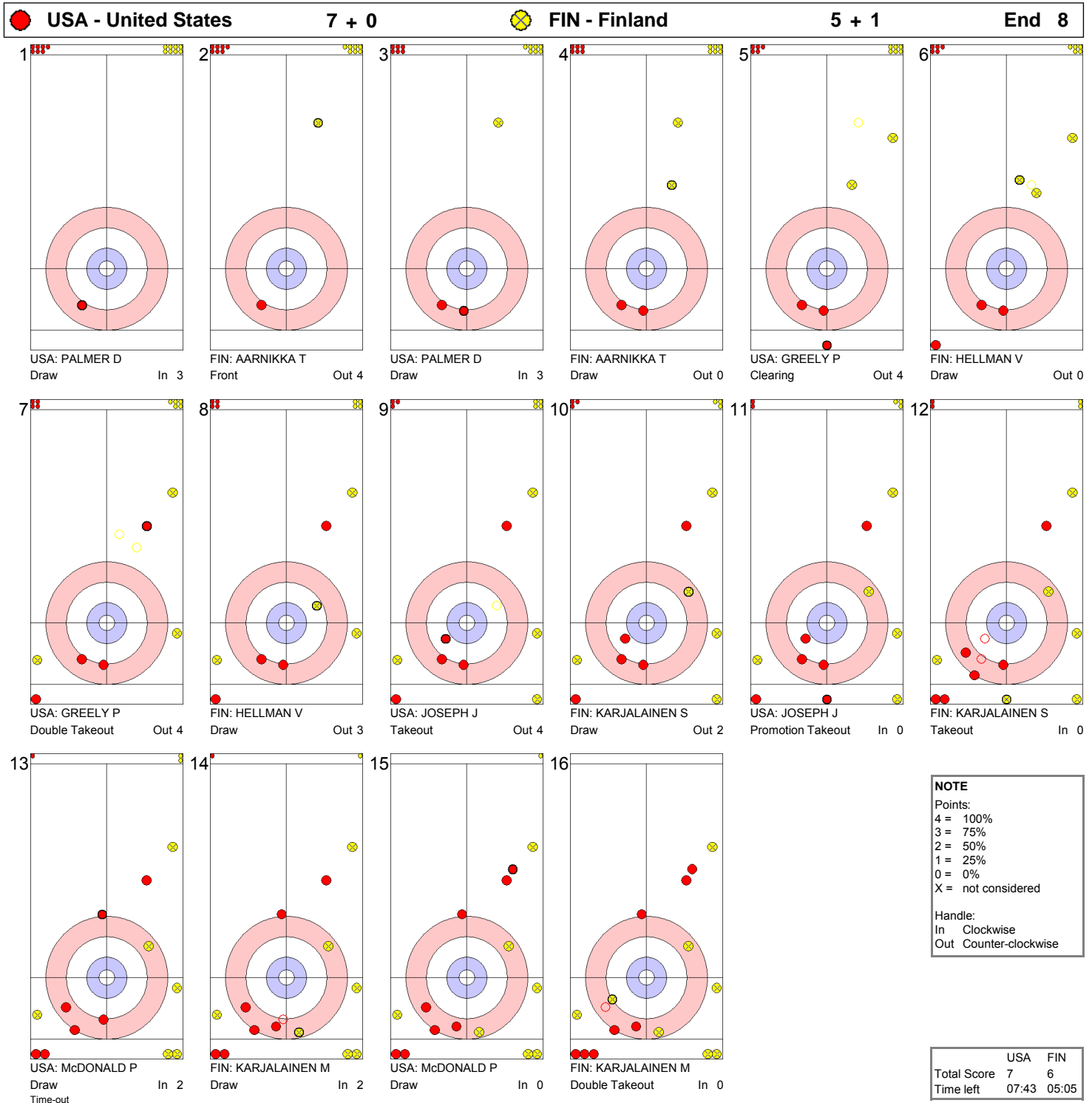
	USA	FIN
Total Score	7	5
Time left	17:19	14:12



TUE 11 MAR 2014  
Start Time 15:30

Round Robin Session 8 - Sheet D  
Круговой турнир, сессия 8 - Дорожка D

Game - Shot by Shot  
Матч - бросок за броском





TUE 11 MAR 2014  
Start Time 9:30

## Session Results and Standings

Результаты сессии и текущее положение команд

Sheet	Game	Team	LSFE	1	2	3	4	5	6	7	8	Extra Ends	Total
<b>B</b>	6	RUS - Russian Federation	*	0	1	2	0	0	4	0	X		7
	5	SWE - Sweden		1	0	0	1	1	0	1	X		4
<b>C</b>	5	GBR - Great Britain		0	0	1	0	0	3	0	X		4
	5	FIN - Finland	*	1	4	0	3	5	0	0	X		13
<b>D</b>	6	KOR - Republic of Korea		0	0	0	0	2	4	1	X		7
	5	SVK - Slovakia	*	1	1	1	1	0	0	0	X		4

## Standings after Round Robin Session 7

Rank	Team	Games	Wins	Losses
1	RUS - Russian Federation	6	5	1
2	CAN - Canada	5	4	1
3	CHN - People's Republic of China	5	3	2
3	GBR - Great Britain	5	3	2
3	NOR - Norway	5	3	2
3	SVK - Slovakia	5	3	2
7	KOR - Republic of Korea	6	2	4
8	FIN - Finland	5	1	4
8	SWE - Sweden	5	1	4
8	USA - United States of America	5	1	4

### LEGEND

LSFE (\*) Last stone first end

X Unplayed/unfinished end due to concession



TUE 11 MAR 2014  
Start Time 9:30

Round Robin Session 7 - Sheet B  
Круговой турнир, сессия 7 - Дорожка B

## Game Results

Результаты матча

Sheet	Game	Team	LSFE	1	2	3	4	5	6	7	8	Extra Ends	Total
B	6	RUS - Russian Federation	*	0	1	2	0	0	4	0	X		7
	5	SWE - Sweden		1	0	0	1	1	0	1	X		4

RUS - Russian Federation		Game	All
4 S	SMIRNOV Andrey	M	48 % 58 %
3 V	ROMANOV Marat	M	53 % 61 %
2	PAKHOMOVA Svetlana	F	53 % 53 %
1	SHEVCHENKO Alexander	M	52 % 49 %
A	SLESARENKO Oxana	F	- % 48 %
Team Total			52 % 55 %

SWE - Sweden		Game	All
4 S	JUNGNELL Jalle	M	55 % 41 %
3	KALLIN Patrik	M	45 % 60 %
2 V	IKONEN Glenn	M	39 % 37 %
1	ULANDER Kicki	F	72 % 58 %
A	REPPE Zandra	F	- % 75 %
Team Total			53 % 50 %

Time remaining: 5 minutes 22 seconds

Last Stone Draw: 84.5 cm

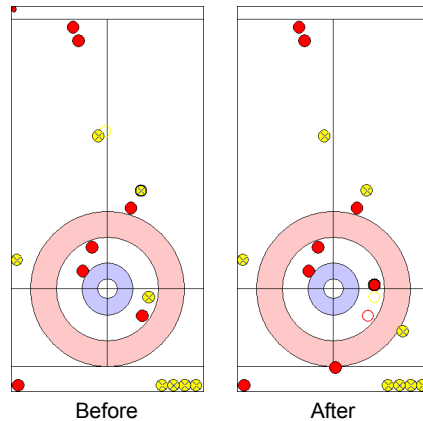
Time remaining: 0 minutes 30 seconds

Last Stone Draw: 185.4 cm (out)

Time-out: end 6 - SWE stone 8

### Most Important Shot:

The Russian Skip SMIRNOV A played a very difficult Raise around a Guard to remove the Swedish second counter. The Russian Team scored four and got a clear advantage in the game.



End: 6  
Team: RUS - Russia  
Player: SMIRNOV A  
Stone: Fourth, 2nd stone  
Task: Raise  
Handle: In-turn  
Points: 100%

● RUS  
● SWE

### NOTE

Team position and functions are attached to each team member's name as follows:  
4 = Fourth, 3 = Third, 2 = Second, 1 = Lead, A = Alternate, S = Skip, V = Vice-Skip

### LEGEND

F Female

LSFE (\*) Last stone first end

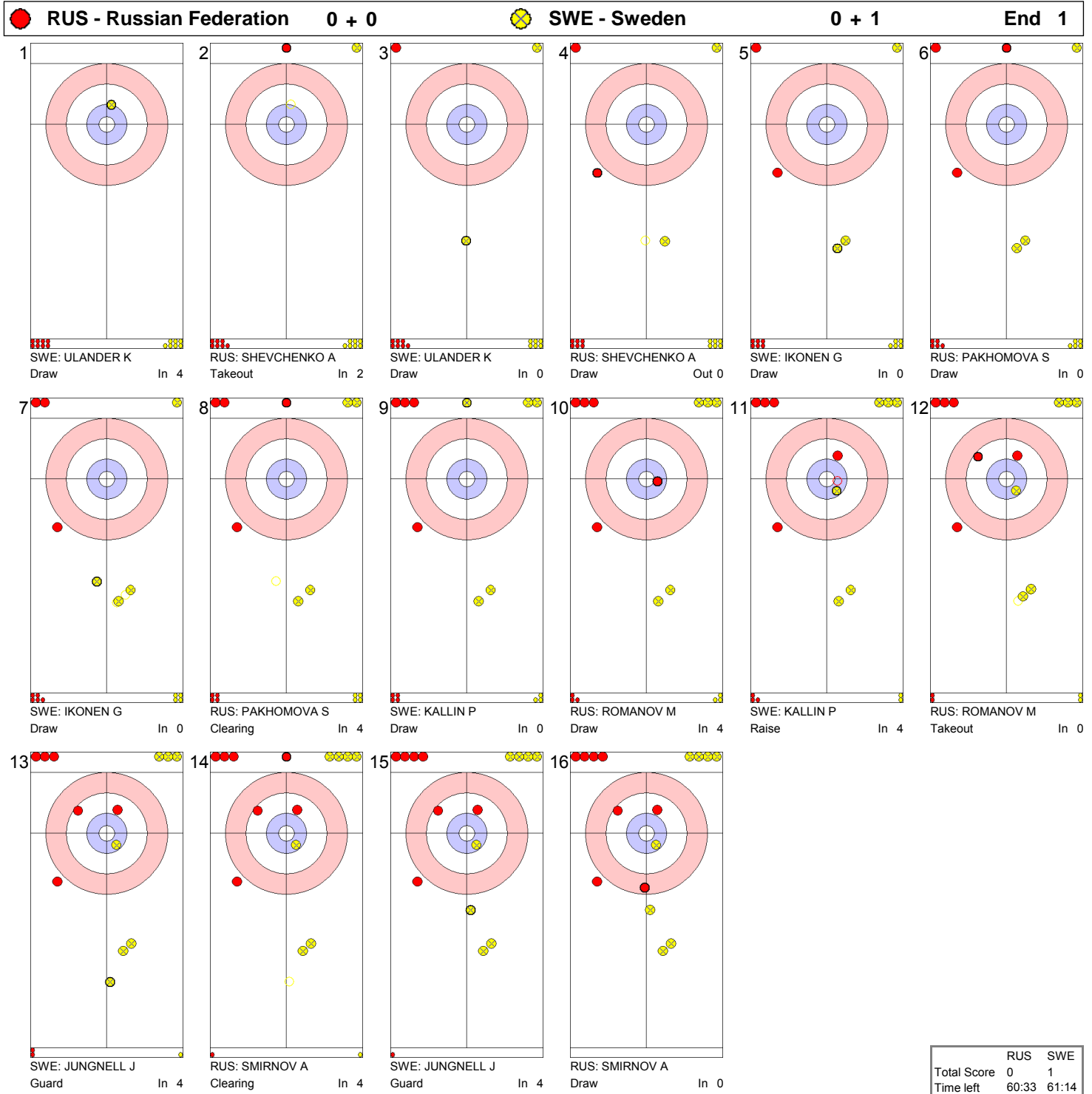
M Male

X Unplayed/unfinished end due to concession



TUE 11 MAR 2014  
Start Time 9:30

**Game - Shot by Shot**  
Матч - бросок за броском



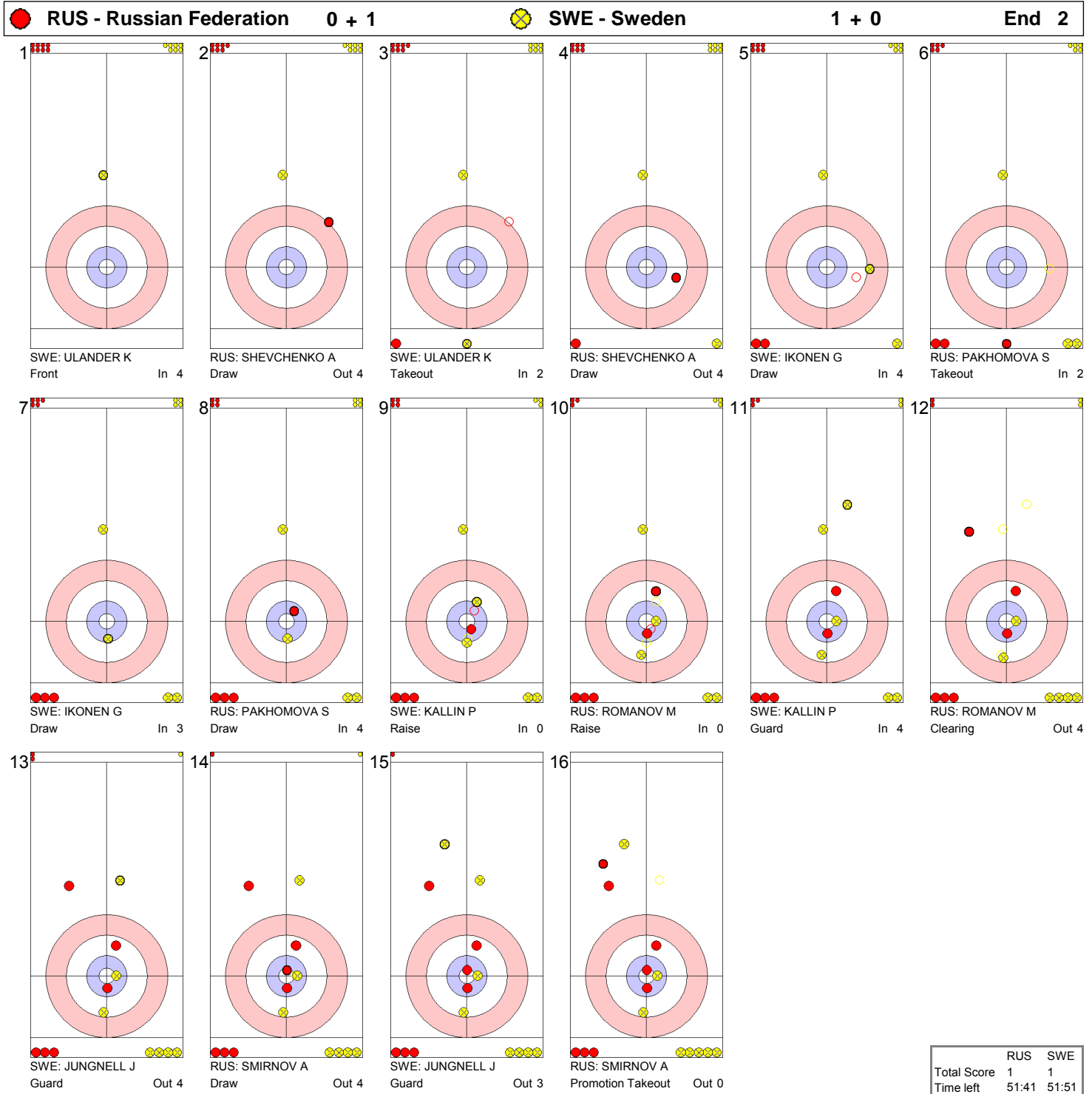




TUE 11 MAR 2014  
Start Time 9:30

Round Robin Session 7 - Sheet B  
Круговой турнир, сессия 7 - Дорожка B

Game - Shot by Shot  
Матч - бросок за броском

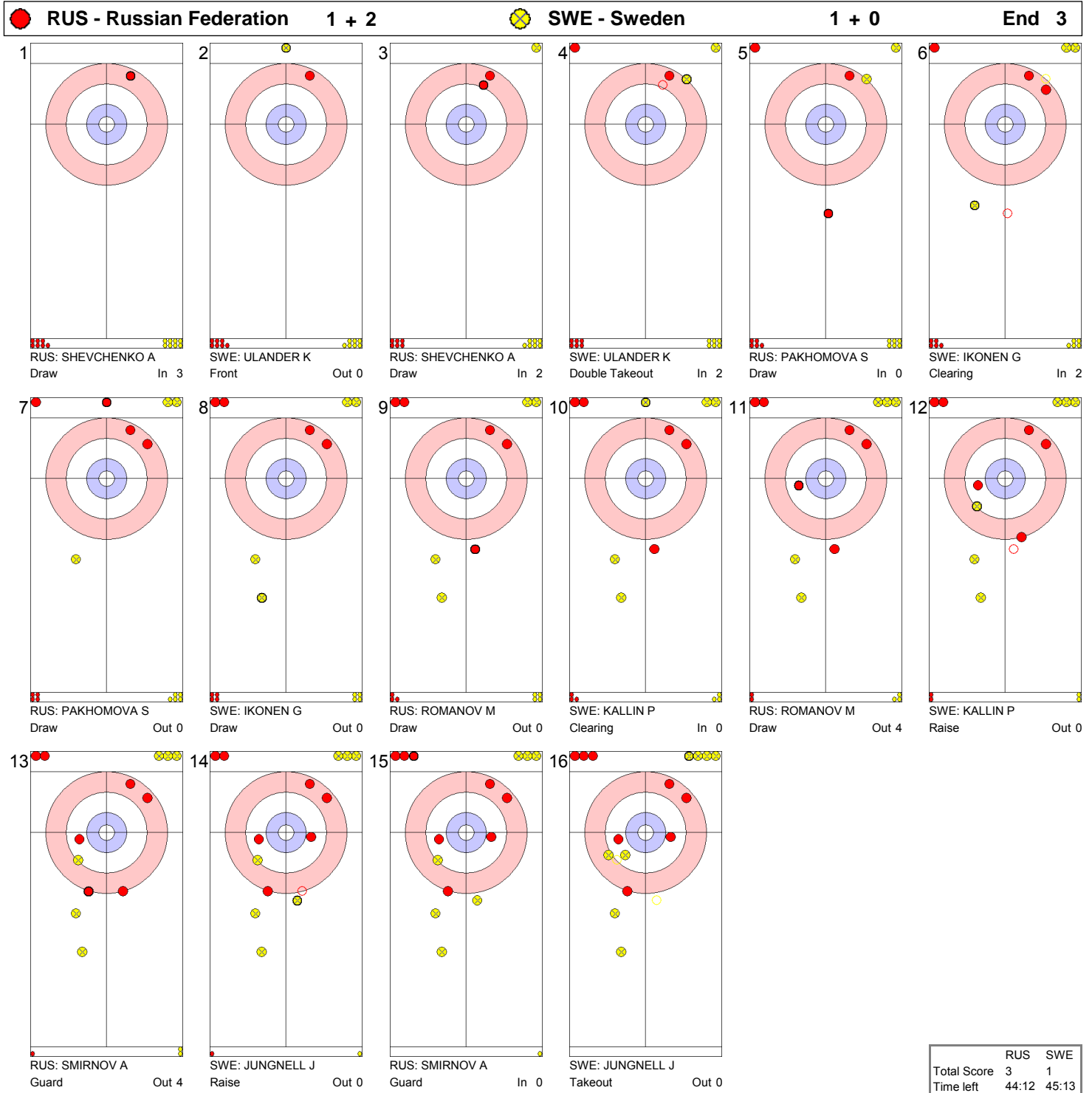




TUE 11 MAR 2014  
Start Time 9:30

Round Robin Session 7 - Sheet B  
Круговой турнир, сессия 7 - Дорожка B

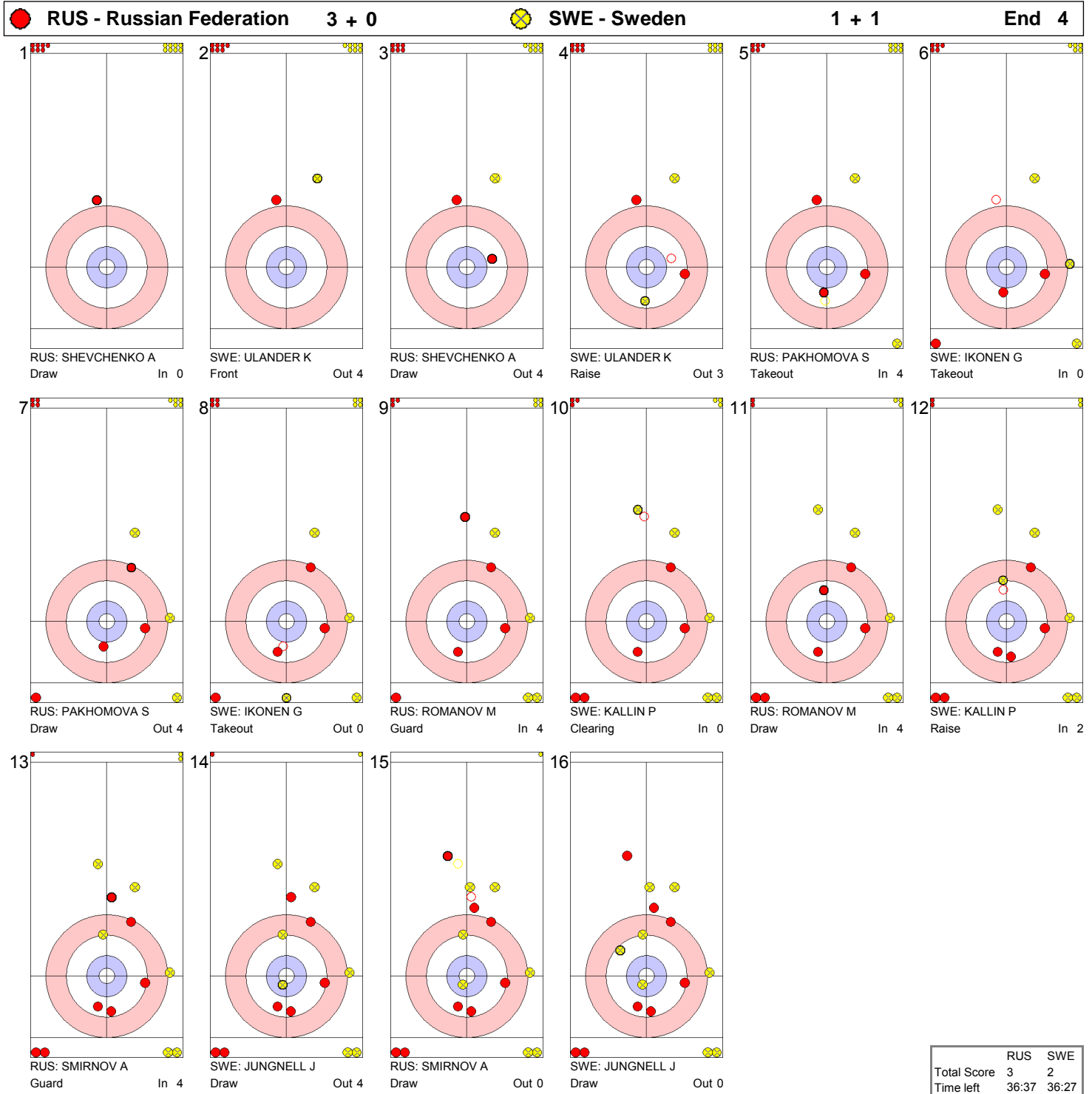
Game - Shot by Shot  
Матч - бросок за броском





TUE 11 MAR 2014  
Start Time 9:30

**Game - Shot by Shot**  
Матч - бросок за броском

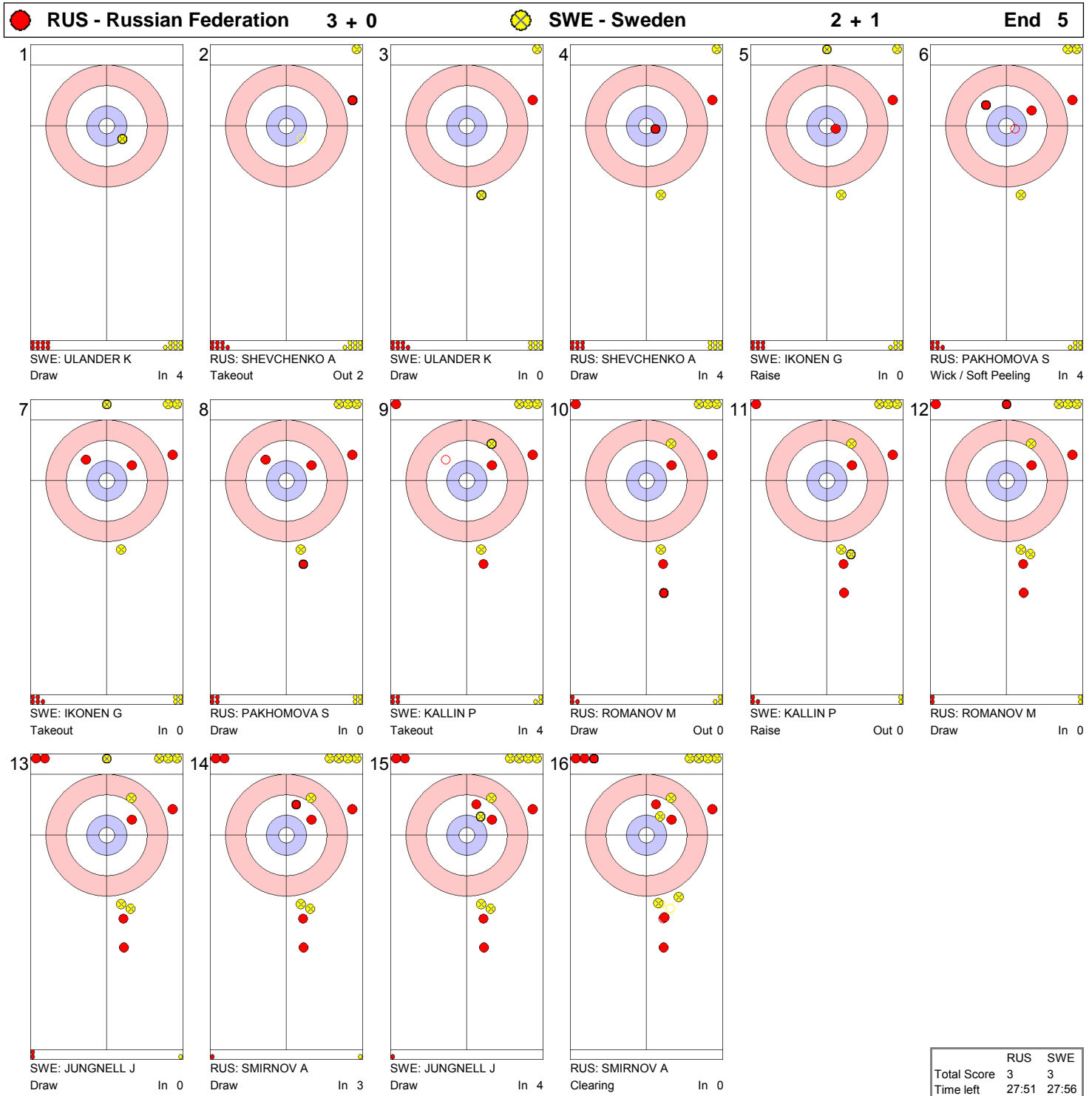




TUE 11 MAR 2014  
Start Time 9:30

Round Robin Session 7 - Sheet B  
Круговой турнир, сессия 7 - Дорожка B

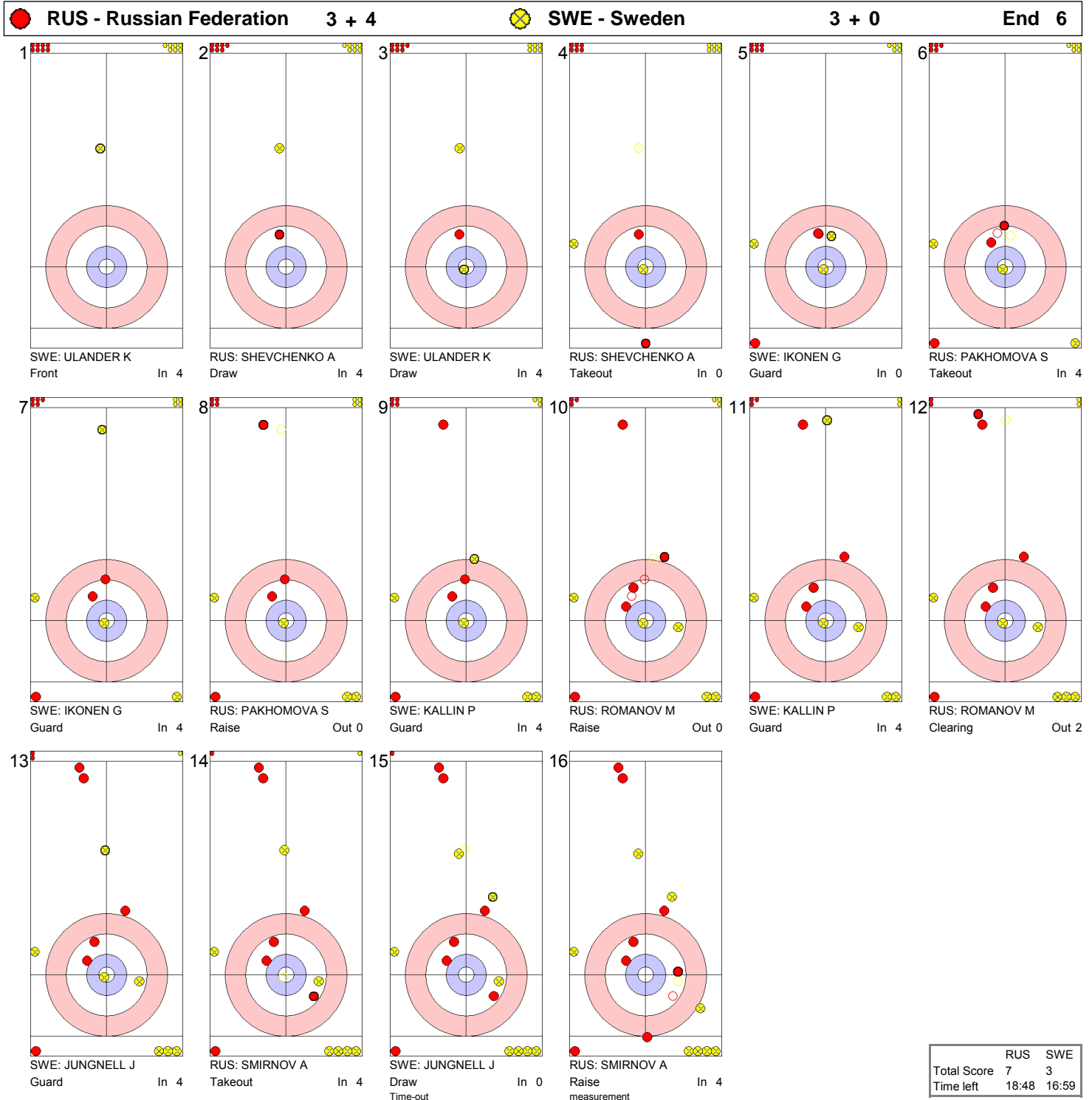
Game - Shot by Shot  
Матч - бросок за броском





TUE 11 MAR 2014  
Start Time 9:30

**Game - Shot by Shot**  
Матч - бросок за броском



	RUS	SWE
Total Score	7	3
Time left	18:48	16:59



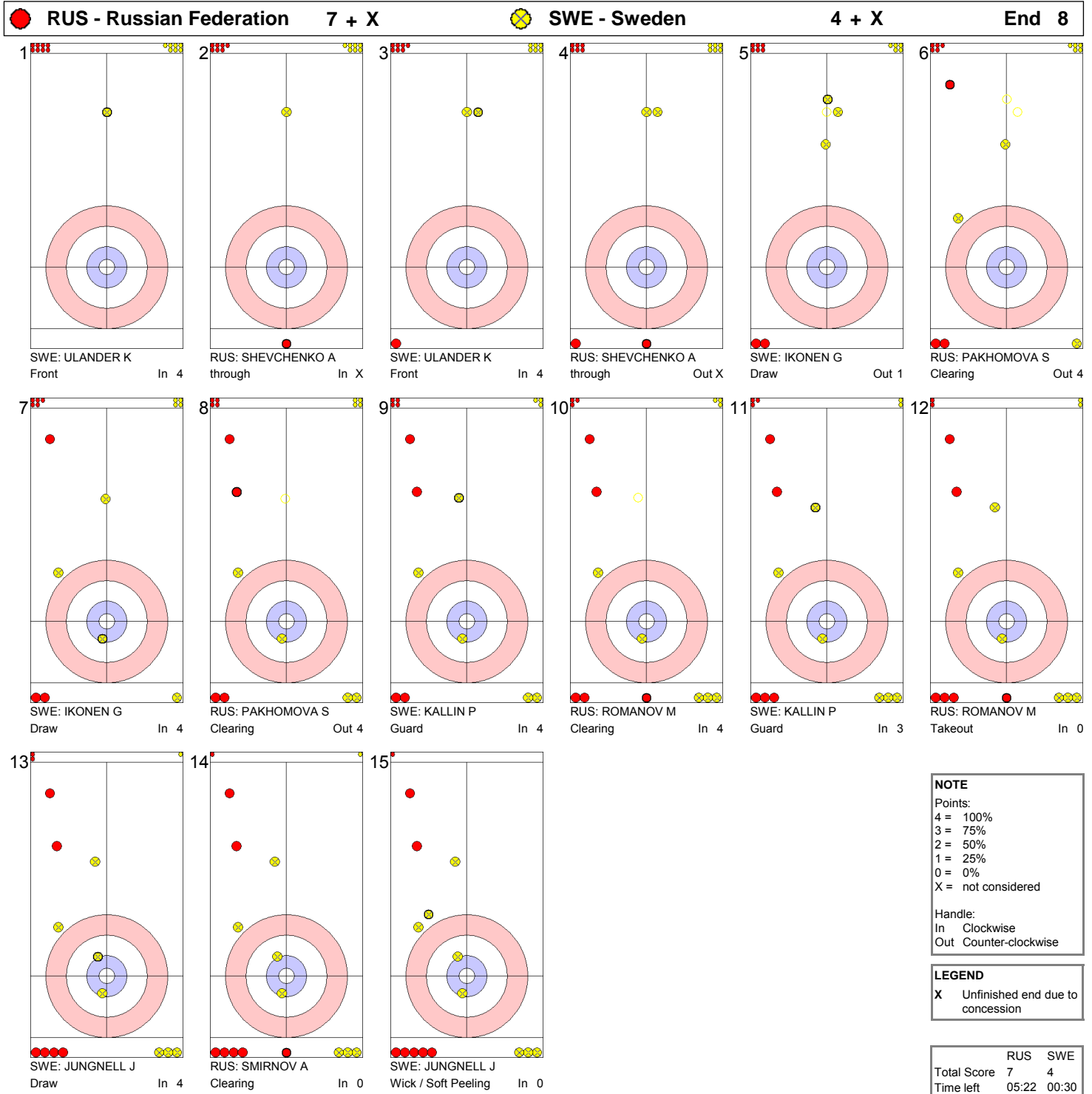
TUE 11 MAR 2014  
Start Time 9:30

**Game - Shot by Shot**  
Матч - бросок за броском





**Game - Shot by Shot**  
Матч - бросок за броском





## Game Results

Результаты матча

Sheet	Game	Team	LSFE	1	2	3	4	5	6	7	8	Extra Ends	Total
C	5	GBR - Great Britain		0	0	1	0	0	3	0	X		4
	5	FIN - Finland	*	1	4	0	3	5	0	0	X		13

GBR - Great Britain		Game	All
4 S	NEILSON Aileen	F	63 % 51 %
3 V	EWAN Gregor	M	39 % 52 %
2	McPHERSON Bob	M	30 % 44 %
1	GAULT Jim	M	57 % 63 %
A	MALONE Angie	F	67 % 67 %
Team Total			48 % 53 %

FIN - Finland		Game	All
4 S	KARJALAINEN Markku	M	77 % 53 %
3	KARJALAINEN Sari	F	43 % 37 %
2 V	HELLMAN Vesa	M	70 % 46 %
1	AARNIKKA Tuomo	M	70 % 56 %
A	MOJTAHEDI Mina	F	- % - %
Team Total			64 % 48 %

Time remaining: 11 minutes 54 seconds

Last Stone Draw: 127.6 cm

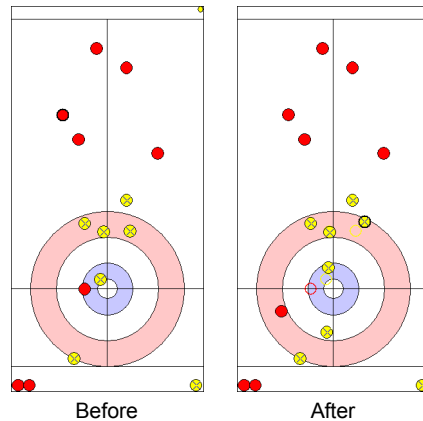
Time remaining: 15 minutes 46 seconds

Last Stone Draw: 45.4 cm

MALONE A replaced NEILSON A at the beginning of end 5  
Revised line-up: (4 S) EWAN G, (3 V) GAULT J, (2) McPHERSON B, (1) MALONE A

### Most Important Shot:

The Finnish Skip KARJALAINEN M made an excellent Raise to move his own stone on the British second laying stone, tapping it out of the four foot to score three points.



End: 4  
Team: FIN - Finland  
Player: KARJALAINEN M  
Stone: Fourth, 2nd stone  
Task: Raise  
Handle: In-turn  
Points: 100%

● GBR  
● FIN

### NOTE

Team position and functions are attached to each team member's name as follows:  
4 = Fourth, 3 = Third, 2 = Second, 1 = Lead, A = Alternate, S = Skip, V = Vice-Skip

### LEGEND

F Female

LSFE (\*) Last stone first end

M Male

X Unplayed/unfinished end due to concession

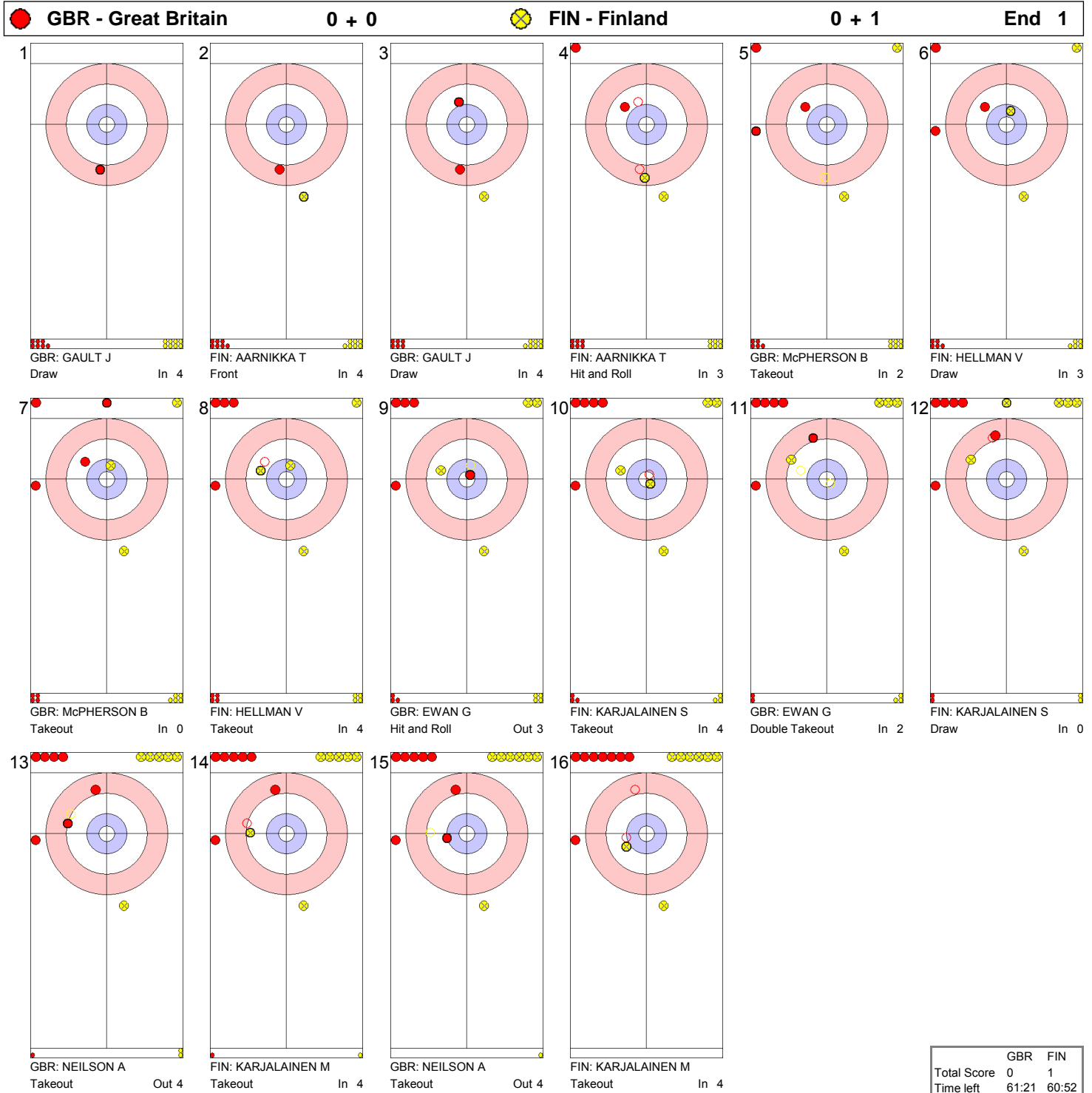




TUE 11 MAR 2014  
Start Time 9:30

Round Robin Session 7 - Sheet C  
Круговой турнир, сессия 7 - Дорожка C

Game - Shot by Shot  
Матч - бросок за броском





TUE 11 MAR 2014  
Start Time 9:30

Round Robin Session 7 - Sheet C  
Круговой турнир, сессия 7 - Дорожка C

Game - Shot by Shot  
Матч - бросок за броском



	GBR	FIN
Total Score	0	5
Time left	52:42	52:22



TUE 11 MAR 2014  
Start Time 9:30

Round Robin Session 7 - Sheet C  
Круговой турнир, сессия 7 - Дорожка C

Game - Shot by Shot  
Матч - бросок за броском





TUE 11 MAR 2014  
Start Time 9:30

**Game - Shot by Shot**  
Матч - бросок за броском

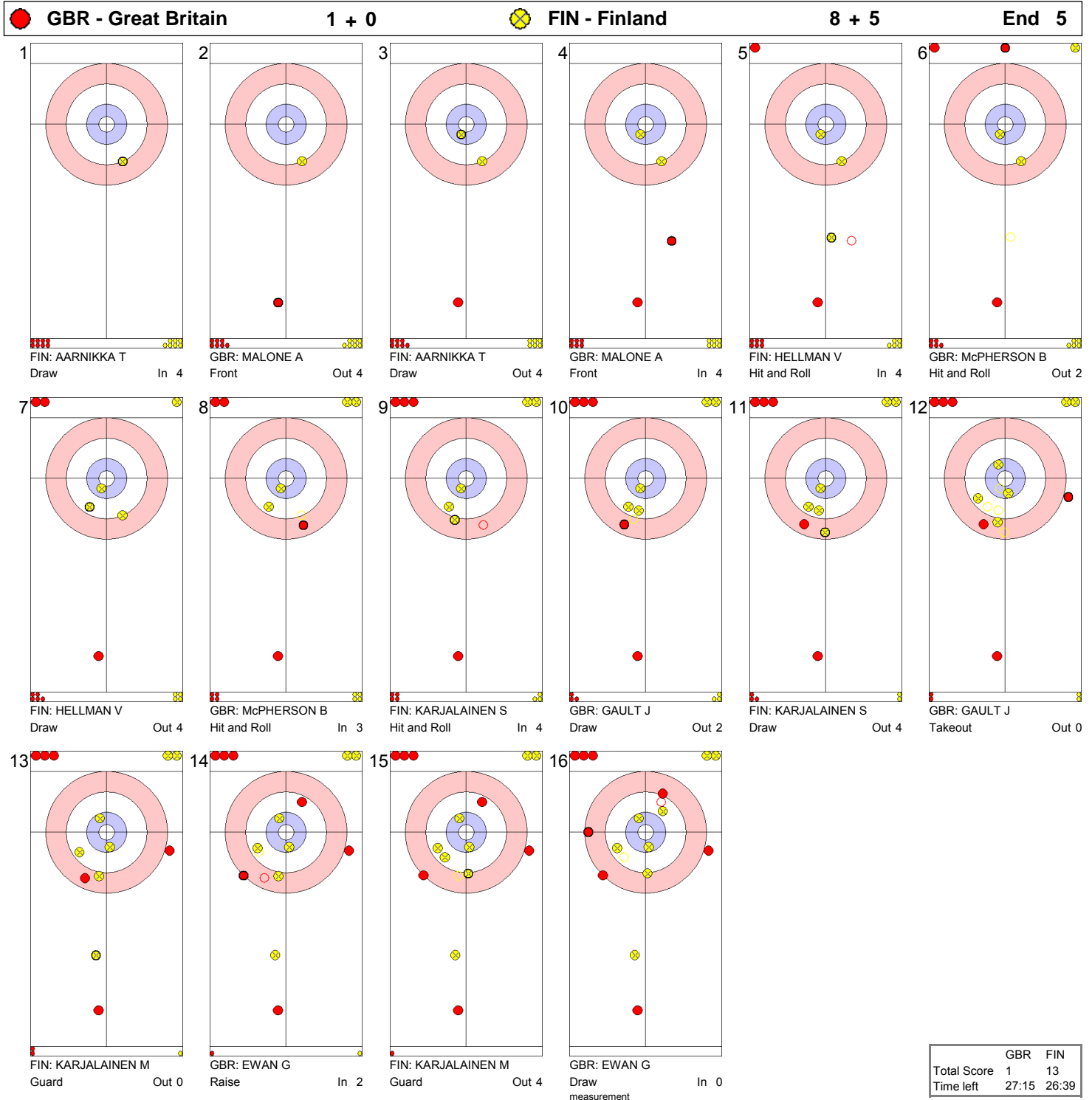




TUE 11 MAR 2014  
Start Time 9:30

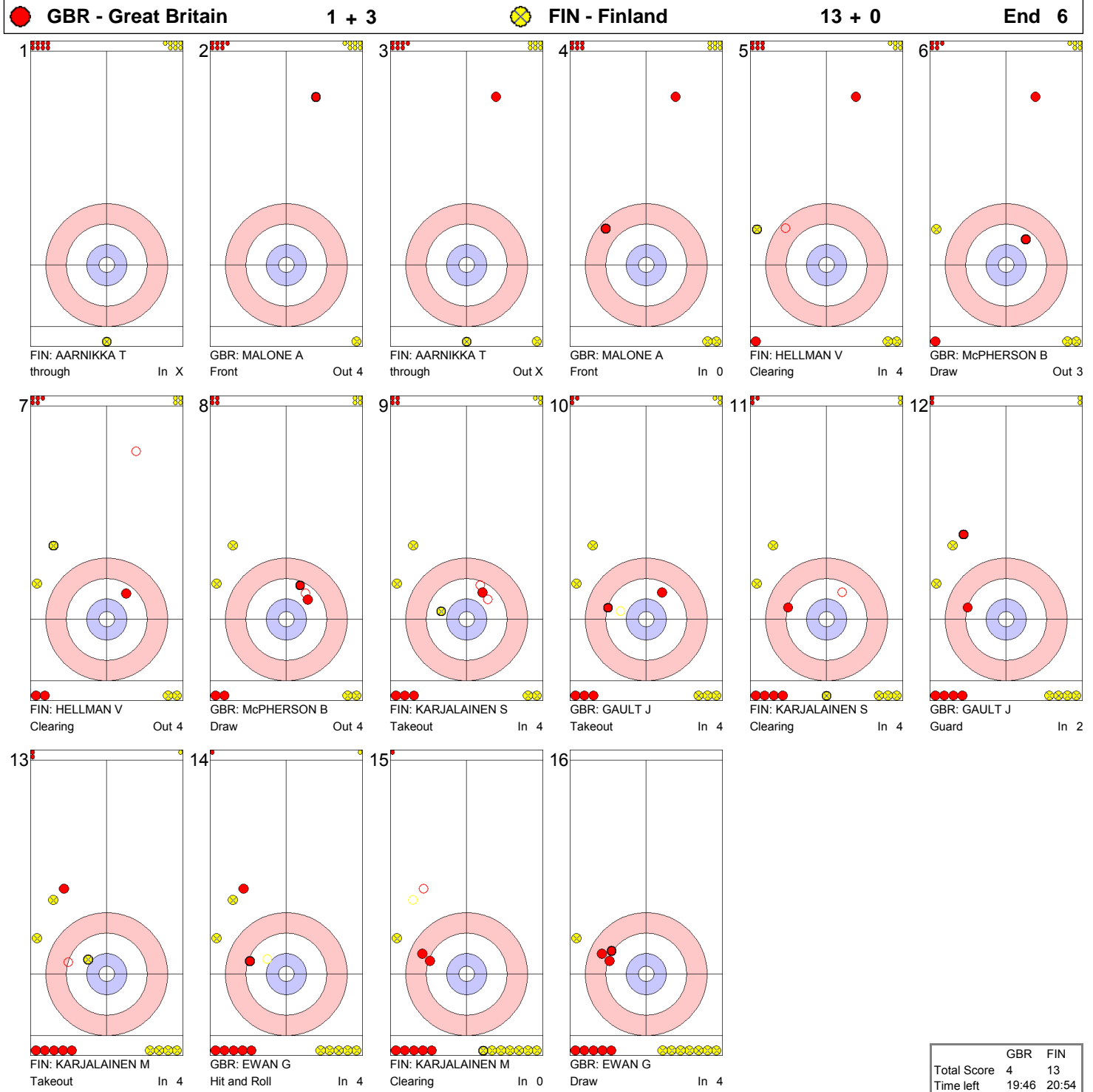
Round Robin Session 7 - Sheet C  
Круговой турнир, сессия 7 - Дорожка C

Game - Shot by Shot  
Матч - бросок за броском





Game - Shot by Shot  
Матч - бросок за броском





TUE 11 MAR 2014  
Start Time 9:30

Round Robin Session 7 - Sheet C  
Круговой турнир, сессия 7 - Дорожка C

Game - Shot by Shot  
Матч - бросок за броском





TUE 11 MAR 2014  
Start Time 9:30

Round Robin Session 7 - Sheet D  
Круговой турнир, сессия 7 - Дорожка D

## Game Results

Результаты матча

Sheet	Game	Team	LSFE	1	2	3	4	5	6	7	8	Extra Ends	Total
D	6	KOR - Republic of Korea		0	0	0	0	2	4	1	X		7
	5	SVK - Slovakia	*	1	1	1	1	0	0	0	X		4

KOR - Republic of Korea		Game	All
4 S	KIM Jong-Pan	M	36 % 45 %
3 V	KIM Myung-Jin	M	63 % 48 %
2	SEO Soon-Seok	M	67 % 60 %
1	KANG Mi-Suk	F	66 % 59 %
A	YUN Hee Kyeong	F	- % - %
Team Total			58 % 53 %

Time remaining: 5 minutes 49 seconds

Last Stone Draw: 185.4 cm (out)

SVK - Slovakia		Game	All
4 S	DURIS Radoslav	M	33 % 43 %
3 V	JAKUBEC Branislav	M	34 % 52 %
2	PITONAK Dusan	M	48 % 51 %
1	KUNKELOVA Monika	F	44 % 30 %
A	KANOVA Alena	F	- % 43 %
Team Total			40 % 46 %

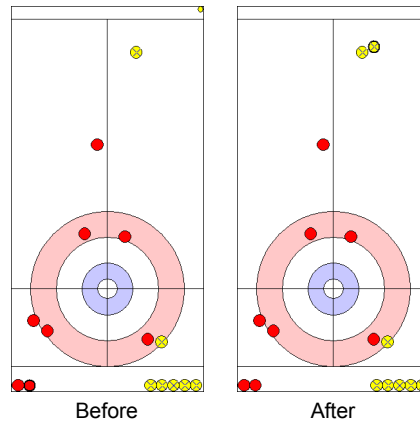
Time remaining: 12 minutes 44 seconds

Last Stone Draw: 90.4 cm

Time-out: end 7 - SVK stone 8

### Most Important Shot:

Facing four Korean stones in the twelve foot, Slovakian Skip DURIS R had to go out wide to play the Draw but came up light to give up a critical steal of four points.



End: 6  
Team: SVK - Slovakia  
Player: DURIS R  
Stone: Fourth, 2nd stone  
Task: Draw  
Handle: In-turn  
Points: 0%

● KOR  
● SVK

### NOTE

Team position and functions are attached to each team member's name as follows:  
4 = Fourth, 3 = Third, 2 = Second, 1 = Lead, A = Alternate, S = Skip, V = Vice-Skip

### LEGEND

F Female

LSFE (\*) Last stone first end

M Male

X Unplayed/unfinished end due to concession





Game - Shot by Shot  
Матч - бросок за броском





TUE 11 MAR 2014  
Start Time 9:30

Round Robin Session 7 - Sheet D  
Круговой турнир, сессия 7 - Дорожка D

Game - Shot by Shot  
Матч - бросок за броском

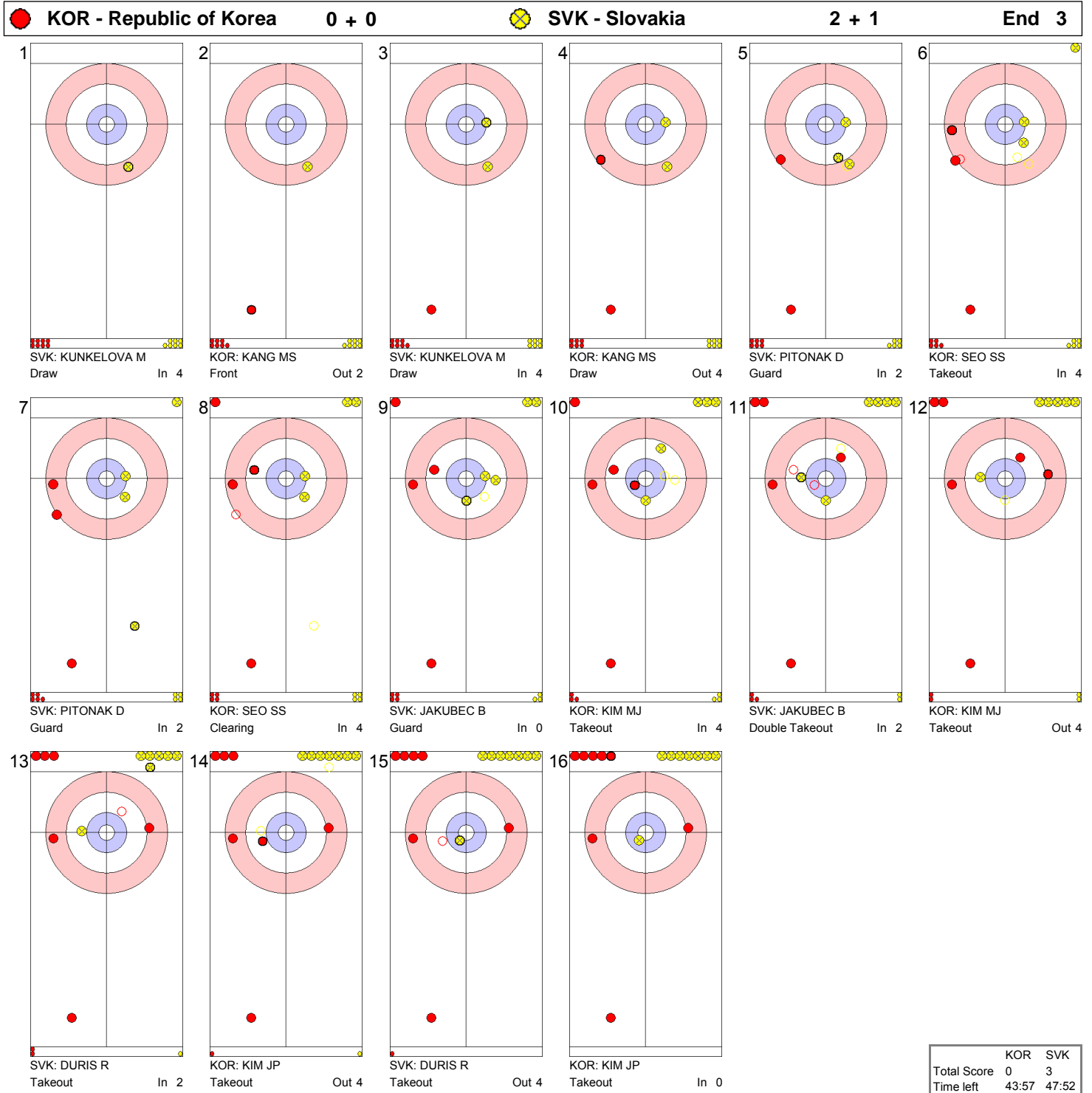




TUE 11 MAR 2014  
Start Time 9:30

Round Robin Session 7 - Sheet D  
Круговой турнир, сессия 7 - Дорожка D

Game - Shot by Shot  
Матч - бросок за броском





TUE 11 MAR 2014  
Start Time 9:30

Round Robin Session 7 - Sheet D  
Круговой турнир, сессия 7 - Дорожка D

Game - Shot by Shot  
Матч - бросок за броском

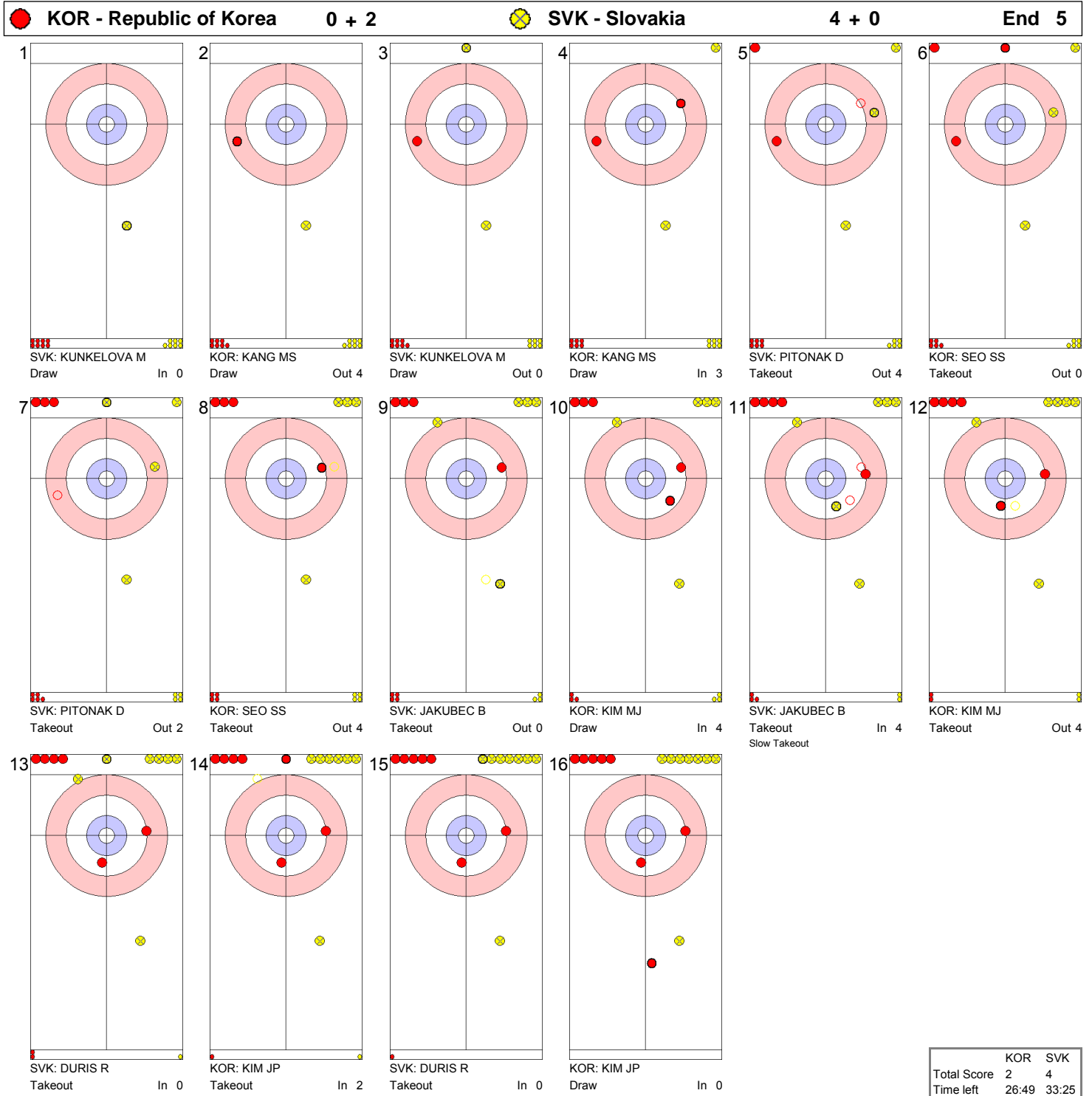




TUE 11 MAR 2014  
Start Time 9:30

Round Robin Session 7 - Sheet D  
Круговой турнир, сессия 7 - Дорожка D

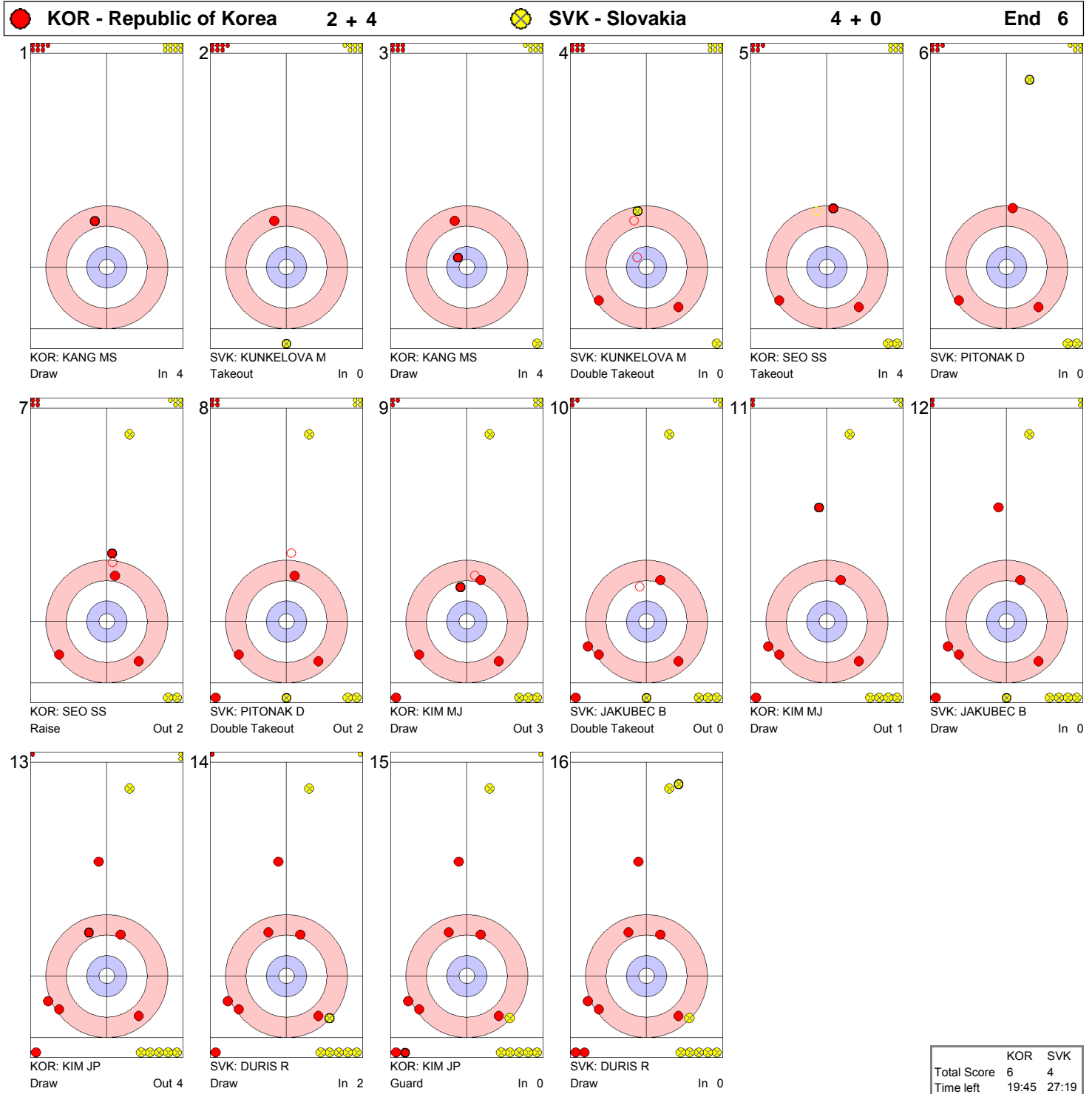
Game - Shot by Shot  
Матч - бросок за броском





TUE 11 MAR 2014  
Start Time 9:30

**Game - Shot by Shot**  
Матч - бросок за броском



	KOR	SVK
Total Score	6	4
Time left	19:45	27:19



TUE 11 MAR 2014  
Start Time 9:30

Round Robin Session 7 - Sheet D  
Круговой турнир, сессия 7 - Дорожка D

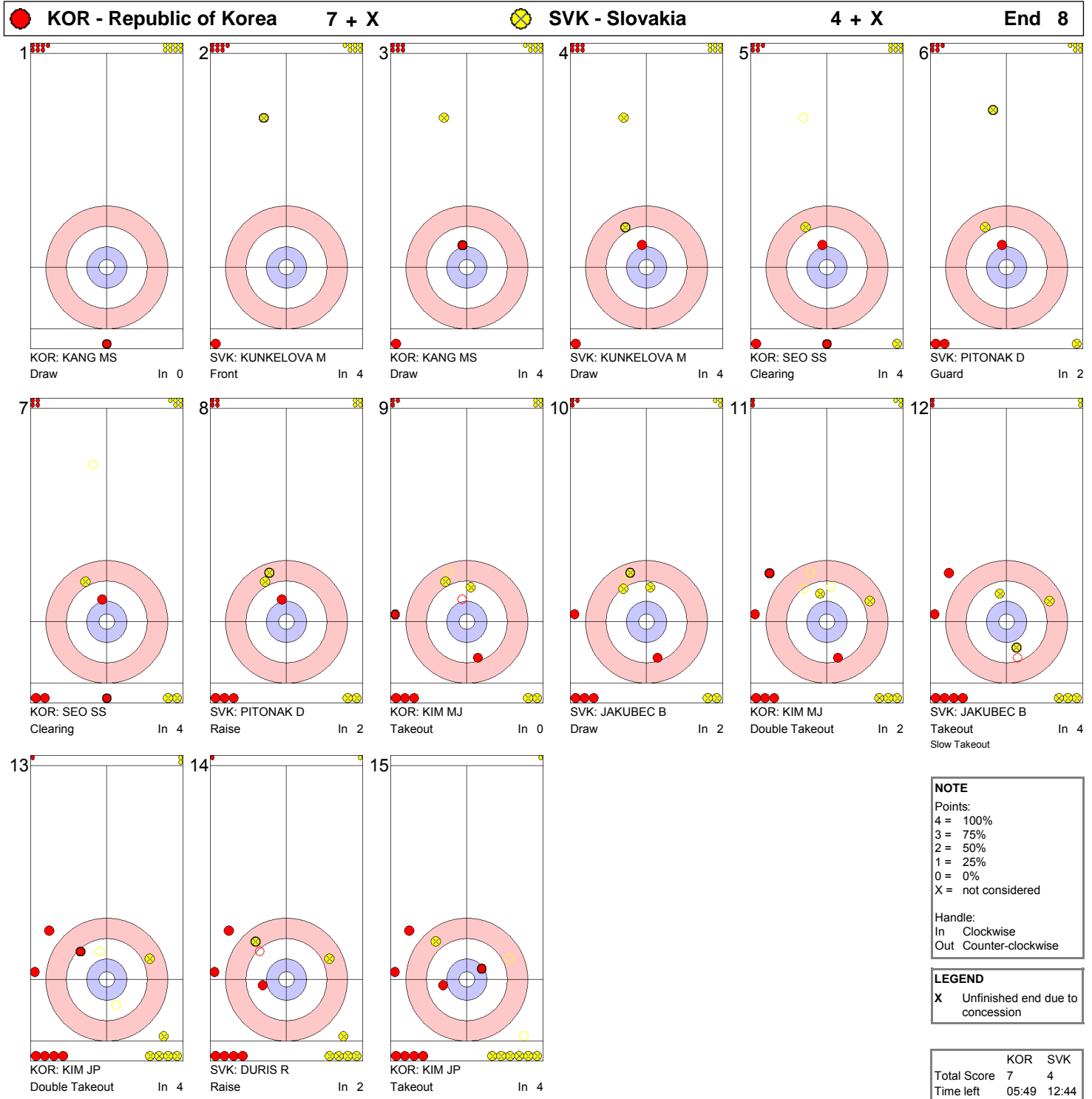
Game - Shot by Shot  
Матч - бросок за броском





TUE 11 MAR 2014  
Start Time 9:30

**Game - Shot by Shot**  
Матч - бросок за броском







MON 10 MAR 2014  
Start Time 15:30

## Session Results and Standings

Результаты сессии и текущее положение команд

Sheet	Game	Team	LSFE	1	2	3	4	5	6	7	8	Extra Ends	Total
A	4	SVK - Slovakia	*	2	0	0	0	0	0	0	X		2
	4	GBR - Great Britain		0	2	1	2	1	4	2	X		12
B	5	KOR - Republic of Korea		1	0	0	1	0	0	0	X		2
	5	CHN - People's Republic of China	*	0	3	1	0	3	1	3	X		11
C	5	RUS - Russian Federation		2	1	0	2	0	1	0	0		6
	5	USA - United States of America	*	0	0	1	0	1	0	1	2		5
D	5	CAN - Canada	*	2	0	2	0	0	2	0	0	0	6
	5	NOR - Norway		0	1	0	1	1	0	2	1	2	8

## Standings after Round Robin Session 6

Rank	Team	Games	Wins	Losses
1	CAN - Canada	5	4	1
1	RUS - Russian Federation	5	4	1
3	GBR - Great Britain	4	3	1
3	SVK - Slovakia	4	3	1
5	CHN - People's Republic of China	5	3	2
5	NOR - Norway	5	3	2
7	SWE - Sweden	4	1	3
8	KOR - Republic of Korea	5	1	4
8	USA - United States of America	5	1	4
10	FIN - Finland	4	0	4

### LEGEND

LSFE (\*) Last stone first end

X Unplayed/unfinished end due to concession



MON 10 MAR 2014  
Start Time 15:30

Round Robin Session 6 - Sheet A  
Круговой турнир, сессия 6 - Дорожка А

## Game Results

Результаты матча

Sheet	Game	Team	LSFE	1	2	3	4	5	6	7	8	Extra Ends	Total
A	4	SVK - Slovakia	*	2	0	0	0	0	0	0	X		2
	4	GBR - Great Britain		0	2	1	2	1	4	2	X		12

SVK - Slovakia		Game	All
4 S	DURIS Radoslav	M	29 % 46 %
3 V	JAKUBEC Branislav	M	54 % 56 %
2	PITONAK Dusan	M	61 % 52 %
1	KANOVA Alena	F	34 % 43 %
A	KUNKELOVA Monika	F	- % 17 %
Team Total			44 % 48 %

Time remaining: 20 minutes 42 seconds

Last Stone Draw: 45.2 cm

GBR - Great Britain		Game	All
4 S	NEILSON Aileen	F	93 % 50 %
3 V	EWAN Gregor	M	63 % 54 %
2	McPHERSON Bob	M	52 % 48 %
1	GAULT Jim	M	67 % 64 %
A	MALONE Angie	F	- % - %
Team Total			69 % 54 %

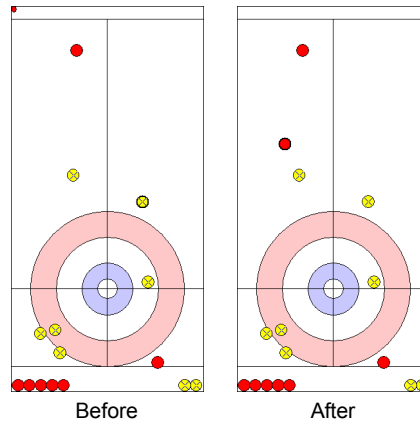
Time remaining: 16 minutes 2 seconds

Last Stone Draw: 24.4 cm

GBR chose to deliver the first stone in the first end

### Most Important Shot:

The Slovakian Skip DURIS R played a Draw to the eight foot and ended up short in front of the house allowing the British team to steal four points.



End: 6  
Team: SVK - Slovakia  
Player: DURIS R  
Stone: Fourth, 2nd stone  
Task: Draw  
Handle: Out-turn  
Points: 0%

● SVK  
● GBR

### NOTE

Team position and functions are attached to each team member's name as follows:  
4 = Fourth, 3 = Third, 2 = Second, 1 = Lead, A = Alternate, S = Skip, V = Vice-Skip

### LEGEND

F Female

LSFE (\*) Last stone first end

M Male

X Unplayed/unfinished end due to concession



MON 10 MAR 2014  
Start Time 15:30

Round Robin Session 6 - Sheet A  
Круговой турнир, сессия 6 - Дорожка А

Game - Shot by Shot  
Матч - бросок за броском



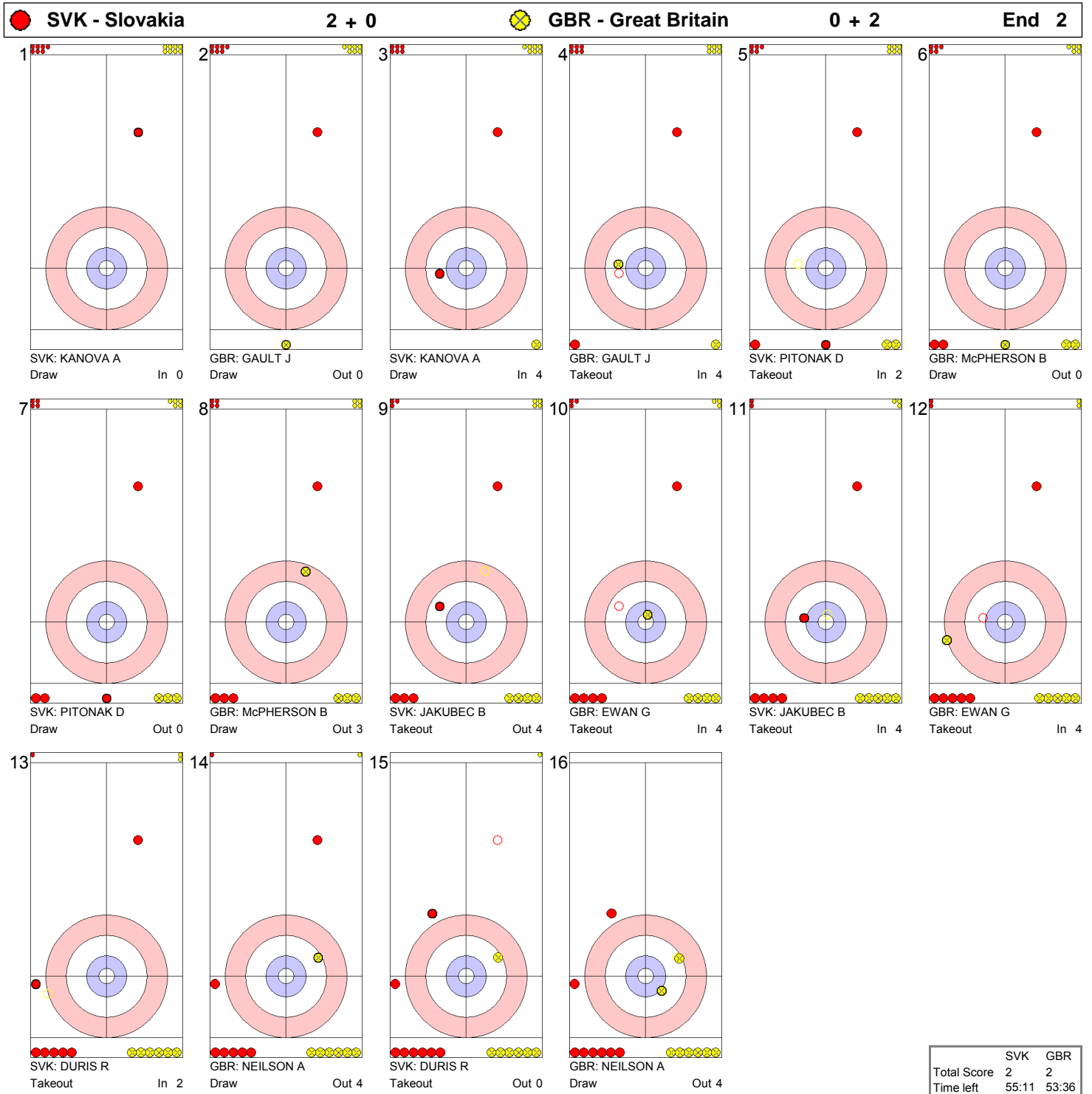
	SVK	GBR
Total Score	2	0
Time left	62:34	61:13



MON 10 MAR 2014  
Start Time 15:30

Round Robin Session 6 - Sheet A  
Круговой турнир, сессия 6 - Дорожка А

Game - Shot by Shot  
Матч - бросок за броском





MON 10 MAR 2014  
Start Time 15:30

**Game - Shot by Shot**  
Матч - бросок за броском

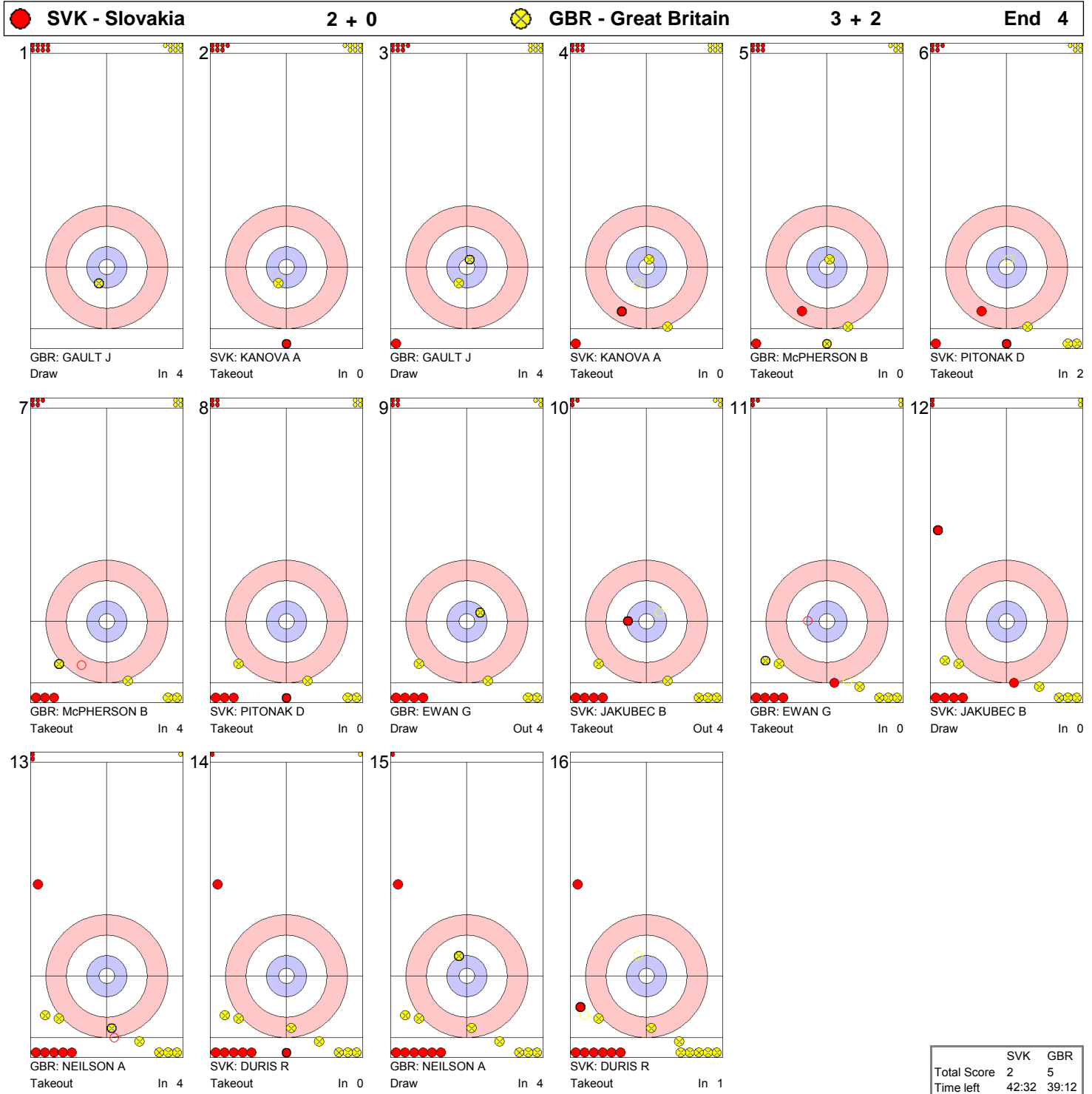




MON 10 MAR 2014  
Start Time 15:30

Round Robin Session 6 - Sheet A  
Круговой турнир, сессия 6 - Дорожка А

Game - Shot by Shot  
Матч - бросок за броском





MON 10 MAR 2014  
Start Time 15:30

**Game - Shot by Shot**  
Матч - бросок за броском



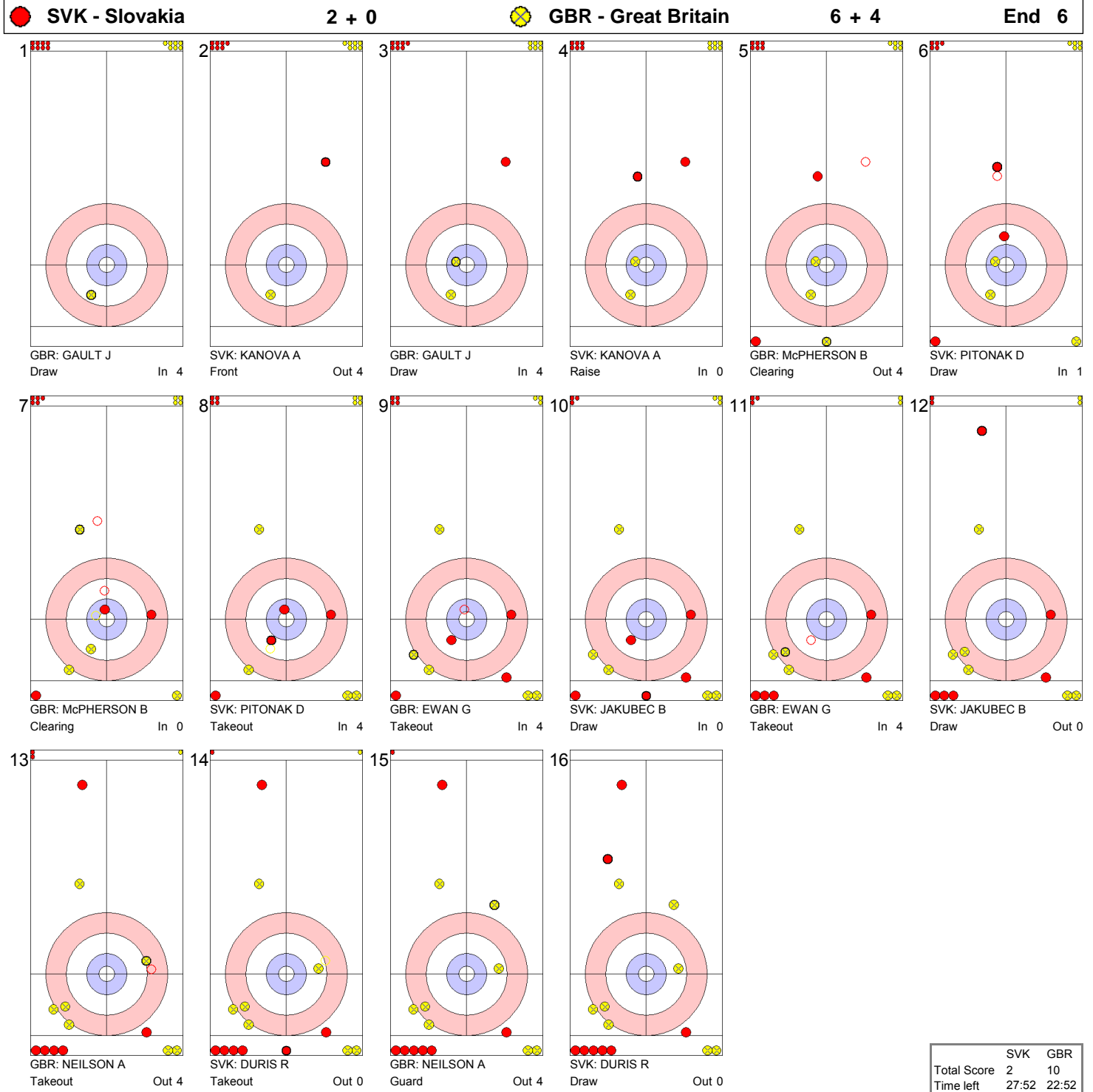
	SVK	GBR
Total Score	2	6
Time left	34:32	31:00



MON 10 MAR 2014  
Start Time 15:30

**Round Robin Session 6 - Sheet A**  
Круговой турнир, сессия 6 - Дорожка А

**Game - Shot by Shot**  
Матч - бросок за броском



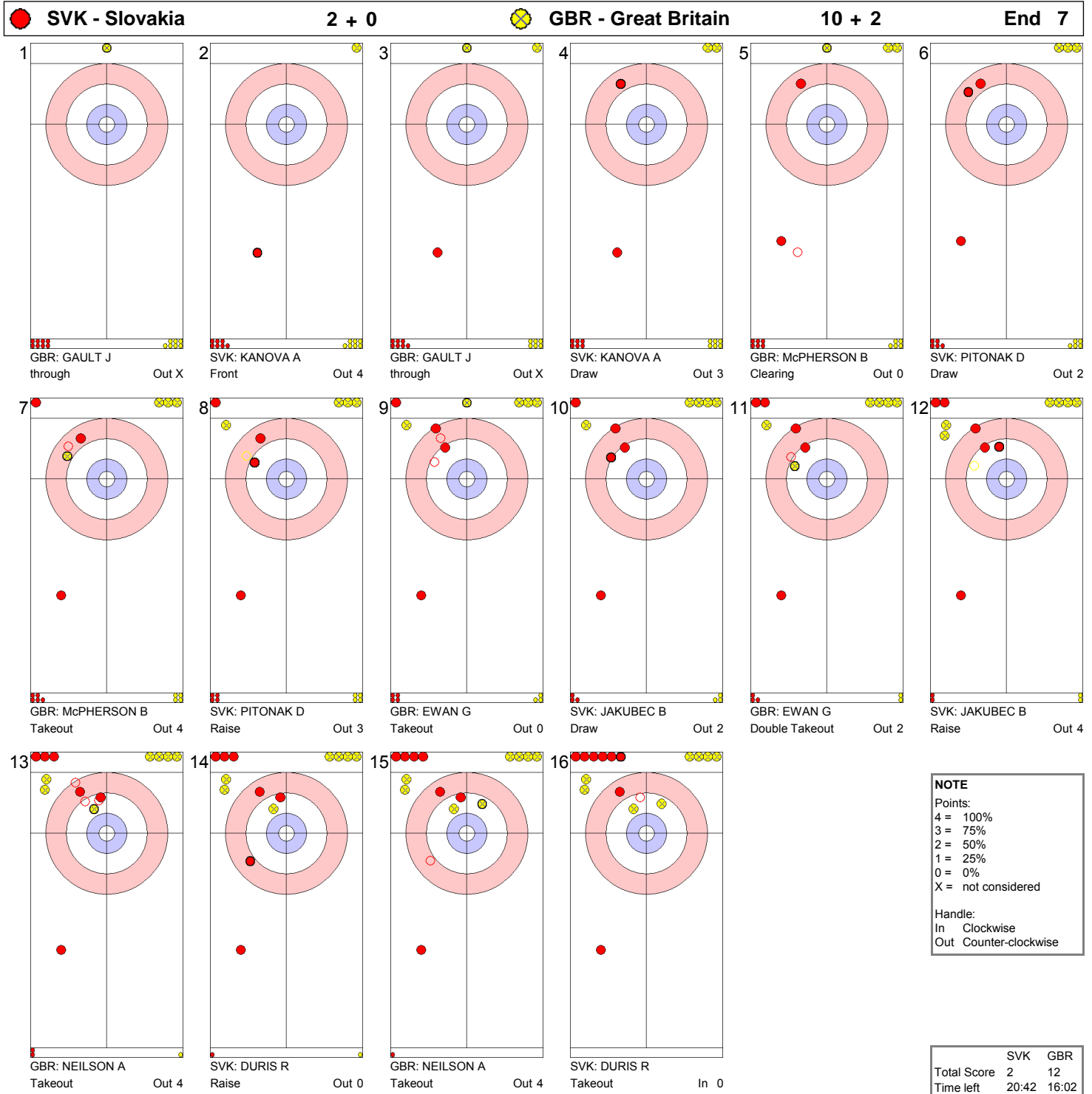




MON 10 MAR 2014  
Start Time 15:30

Round Robin Session 6 - Sheet A  
Круговой турнир, сессия 6 - Дорожка А

Game - Shot by Shot  
Матч - бросок за броском





## Game Results

Результаты матча

Sheet	Game	Team	LSFE	1	2	3	4	5	6	7	8	Extra Ends	Total
B	5	KOR - Republic of Korea		1	0	0	1	0	0	0	X		2
	5	CHN - People's Republic of China	*	0	3	1	0	3	1	3	X		11

KOR - Republic of Korea			Game	All
4 S	KIM Jong-Pan	M	46 %	47 %
3	SEO Soon-Seok	M	66 %	59 %
2 V	KIM Myung-Jin	M	68 %	45 %
1	KANG Mi-Suk	F	55 %	57 %
A	YUN Hee Kyeong	F	- %	- %
Team Total			59 %	52 %

Time remaining: 9 minutes 3 seconds

Last Stone Draw: 172.1 cm

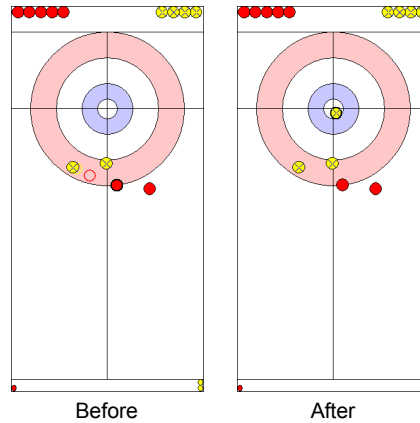
CHN - People's Republic of China			Game	All
4 S	WANG Haitao	M	82 %	62 %
3 V	ZHANG Qiang	M	59 %	50 %
2	LIU Wei	M	54 %	62 %
1	XU Guangqin	F	59 %	54 %
A	HE Jun	M	- %	- %
Team Total			64 %	57 %

Time remaining: 16 minutes 10 seconds

Last Stone Draw: 125.9 cm

### Most Important Shot:

The Chinese Skip WANG H made a Draw through a narrow port to sit top four foot behind cover and set up a score of three points.



End: 5  
Team: CHN - China  
Player: WANG H  
Stone: Fourth, 1st stone  
Task: Draw  
Handle: In-turn  
Points: 100%

● KOR  
● CHN

### NOTE

Team position and functions are attached to each team member's name as follows:  
4 = Fourth, 3 = Third, 2 = Second, 1 = Lead, A = Alternate, S = Skip, V = Vice-Skip

### LEGEND

F Female

LSFE (\*) Last stone first end

M Male

X Unplayed/unfinished end due to concession



MON 10 MAR 2014  
Start Time 15:30

Round Robin Session 6 - Sheet B  
Круговой турнир, сессия 6 - Дорожка B

Game - Shot by Shot  
Матч - бросок за броском

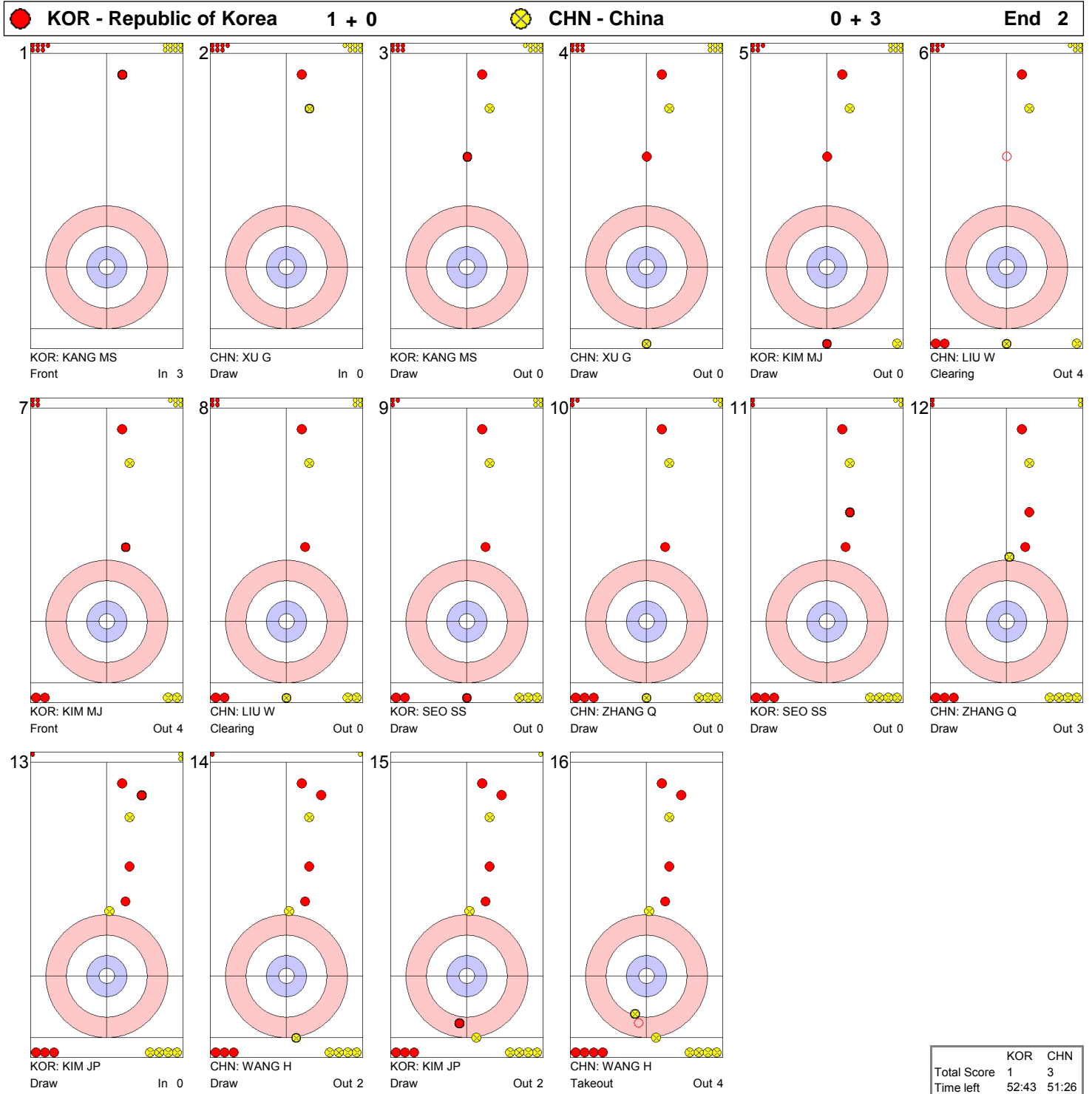




MON 10 MAR 2014  
Start Time 15:30

Round Robin Session 6 - Sheet B  
Круговой турнир, сессия 6 - Дорожка B

Game - Shot by Shot  
Матч - бросок за броском





MON 10 MAR 2014  
Start Time 15:30

Round Robin Session 6 - Sheet B  
Круговой турнир, сессия 6 - Дорожка B

Game - Shot by Shot  
Матч - бросок за броском



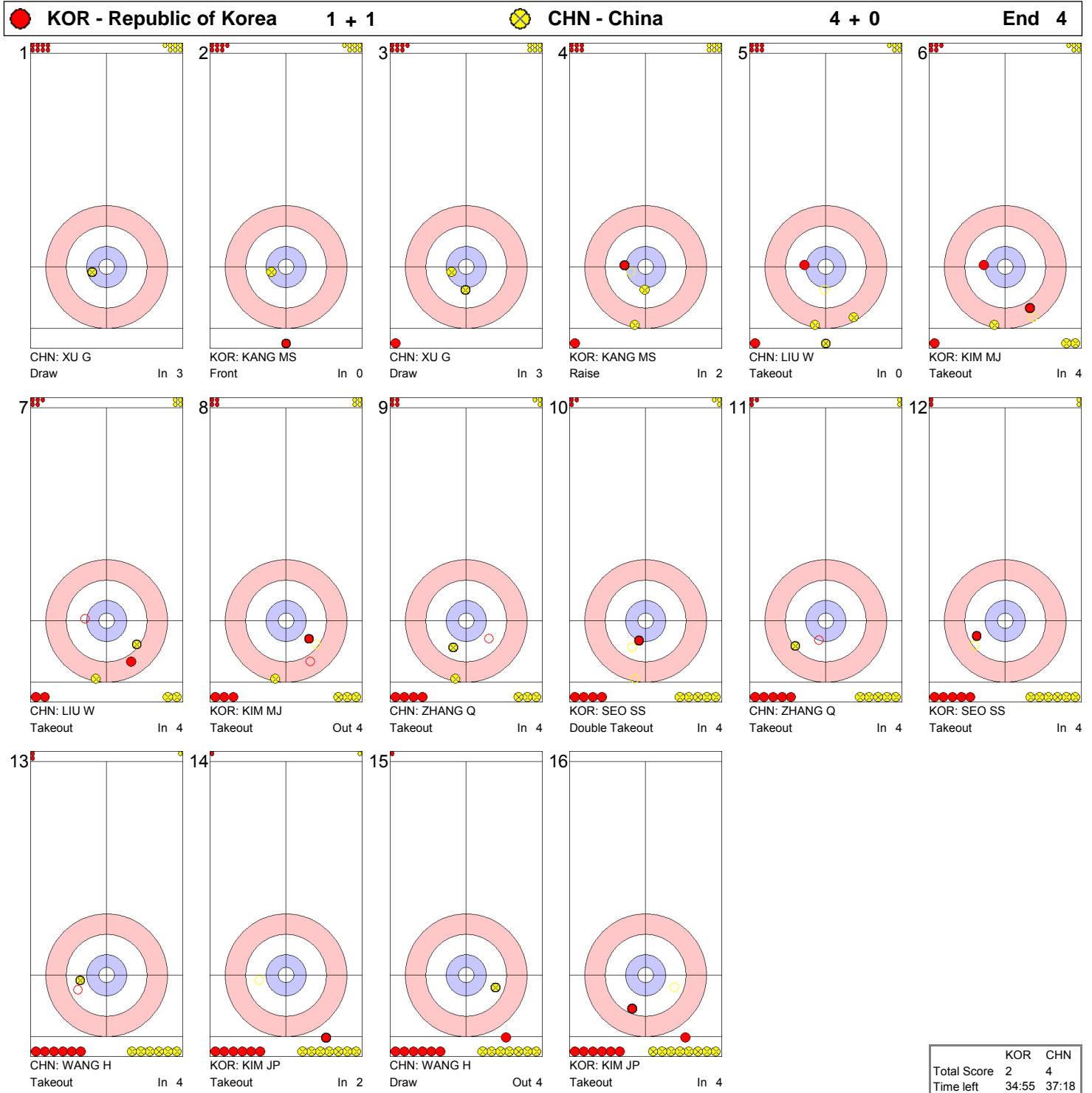


MON 10 MAR 2014  
Start Time 15:30

Round Robin Session 6 - Sheet B  
Круговой турнир, сессия 6 - Дорожка B

Game - Shot by Shot

Матч - бросок за броском

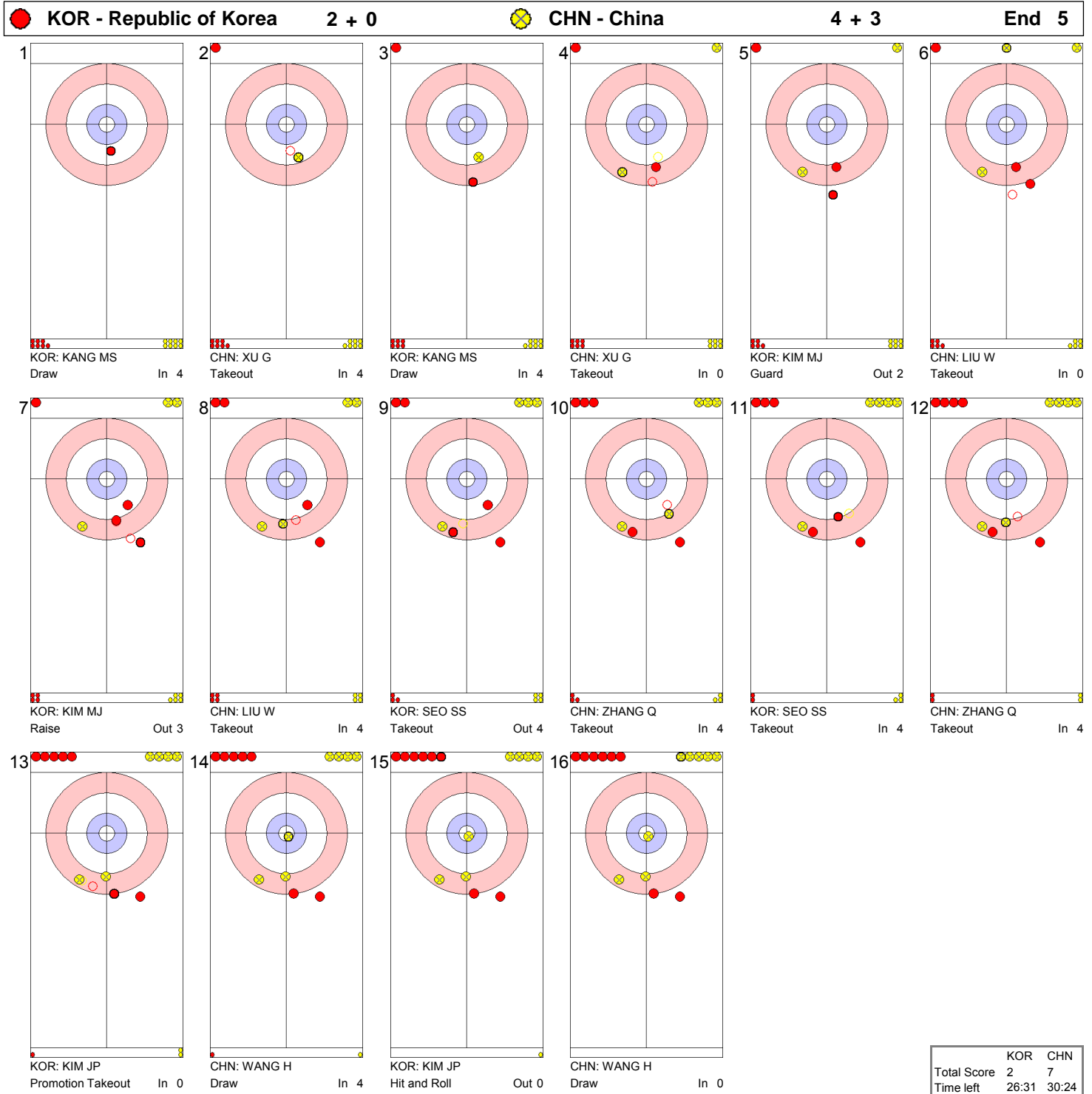




MON 10 MAR 2014  
Start Time 15:30

Round Robin Session 6 - Sheet B  
Круговой турнир, сессия 6 - Дорожка B

Game - Shot by Shot  
Матч - бросок за броском

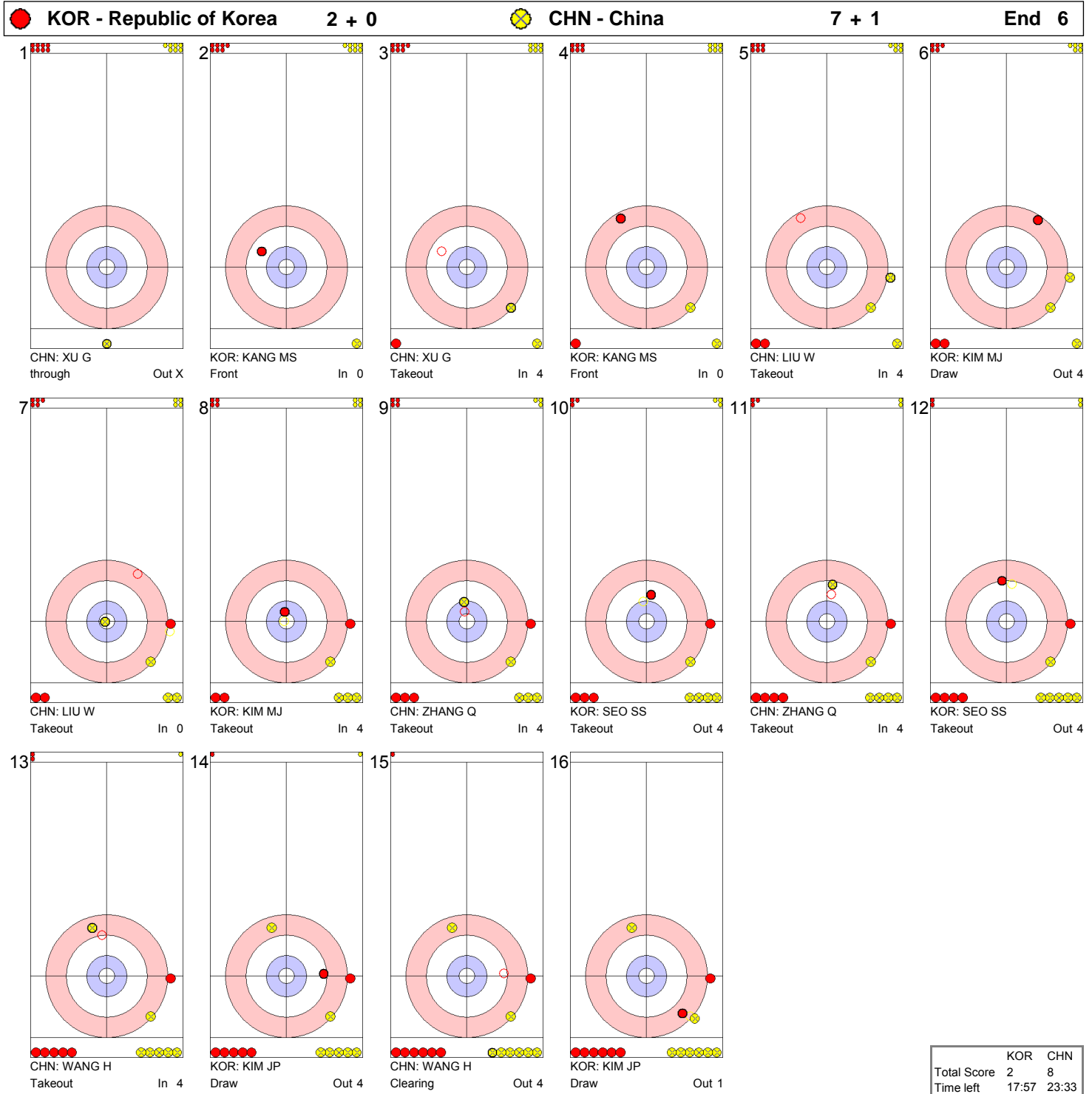




MON 10 MAR 2014  
Start Time 15:30

Round Robin Session 6 - Sheet B  
Круговой турнир, сессия 6 - Дорожка B

Game - Shot by Shot  
Матч - бросок за броском







MON 10 MAR 2014  
Start Time 15:30

Round Robin Session 6 - Sheet B  
Круговой турнир, сессия 6 - Дорожка B

Game - Shot by Shot  
Матч - бросок за броском





## Game Results

Результаты матча

Sheet	Game	Team	LSFE	1	2	3	4	5	6	7	8	Extra Ends	Total
C	5	RUS - Russian Federation		2	1	0	2	0	1	0	0		6
	5	USA - United States of America	*	0	0	1	0	1	0	1	2		5

RUS - Russian Federation		Game	All
4 S	SMIRNOV Andrey	M	64 % 60 %
3 V	ROMANOV Marat	M	48 % 63 %
2	SLESARENKO Oxana	F	48 % 48 %
1	SHEVCHENKO Alexander	M	66 % 48 %
A	PAKHOMOVA Svetlana	F	- % 53 %
Team Total			56 % 56 %

Time remaining: 4 minutes 14 seconds

Last Stone Draw: 154.3 cm

Time-out: end 8 - RUS stone 7

USA - United States of America		Game	All
4 S	McDONALD Patrick	M	39 % 40 %
3 V	JOSEPH Jimmy	M	64 % 51 %
2	GREELY Penny	F	53 % 49 %
1	PALMER Dave	M	56 % 38 %
A	LINO Meghan	F	- % 56 %
Team Total			53 % 46 %

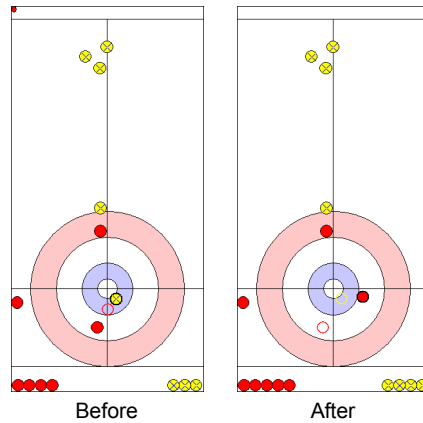
Time remaining: 0 minutes 14 seconds

Last Stone Draw: 105.2 cm

Time-out: end 7 - USA stone 6

### Most Important Shot:

The Russian Skip SMIRNOV A played a very precise Takeout around two guards to score two points and take a 5-1 lead.



End: 4  
Team: RUS - Russia  
Player: SMIRNOV A  
Stone: Fourth, 2nd stone  
Task: Takeout  
Handle: In-turn  
Points: 100%

● RUS  
● USA

### NOTE

Team position and functions are attached to each team member's name as follows:  
4 = Fourth, 3 = Third, 2 = Second, 1 = Lead, A = Alternate, S = Skip, V = Vice-Skip

### LEGEND

F Female

LSFE (\*) Last stone first end

M Male



MON 10 MAR 2014  
Start Time 15:30

Round Robin Session 6 - Sheet C  
Круговой турнир, сессия 6 - Дорожка C

Game - Shot by Shot  
Матч - бросок за броском





MON 10 MAR 2014  
Start Time 15:30

Round Robin Session 6 - Sheet C  
Круговой турнир, сессия 6 - Дорожка C

Game - Shot by Shot  
Матч - бросок за броском



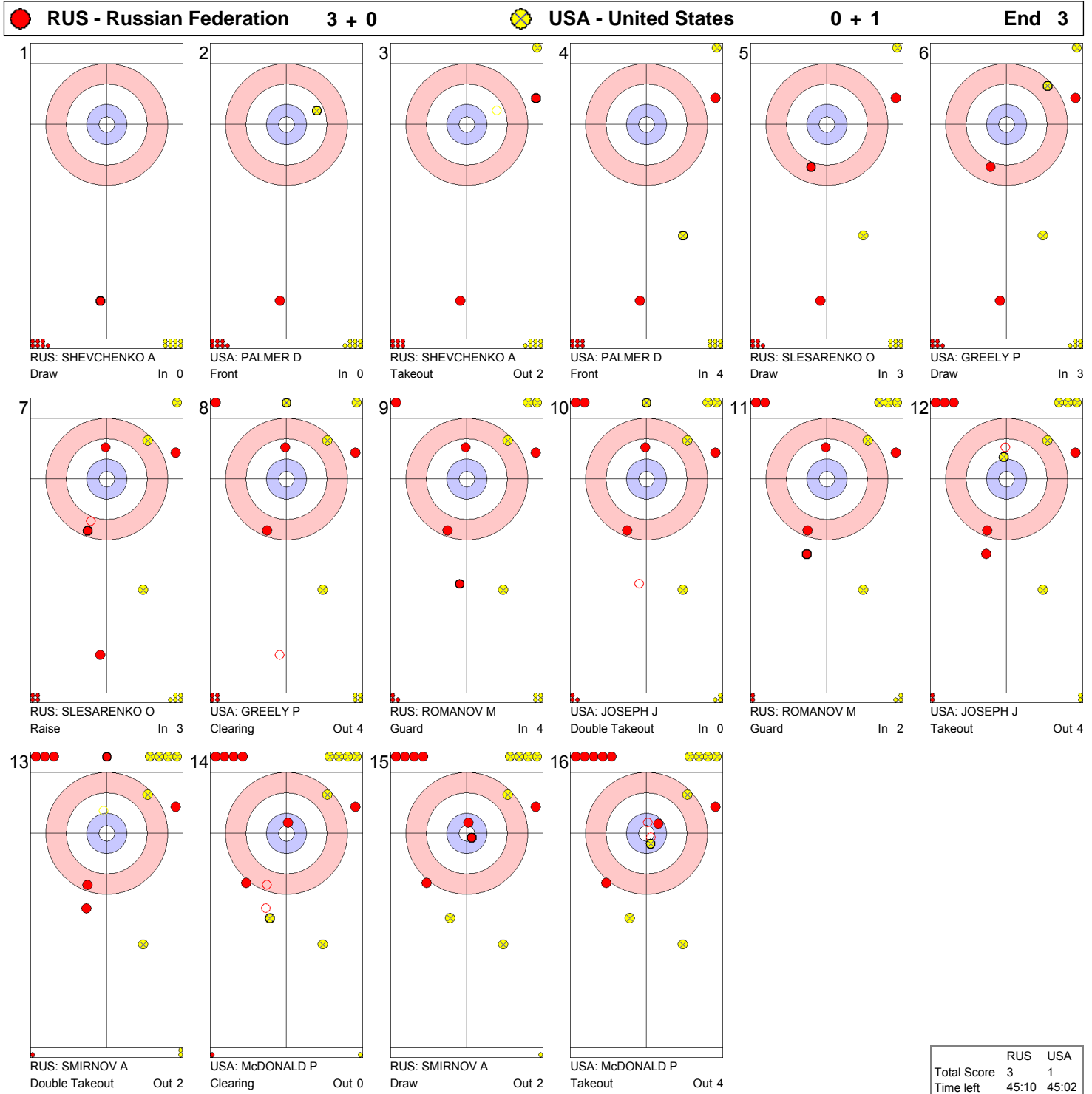
	RUS	USA
Total Score	3	0
Time left	52:43	53:48



MON 10 MAR 2014  
Start Time 15:30

Round Robin Session 6 - Sheet C  
Круговой турнир, сессия 6 - Дорожка C

Game - Shot by Shot  
Матч - бросок за броском

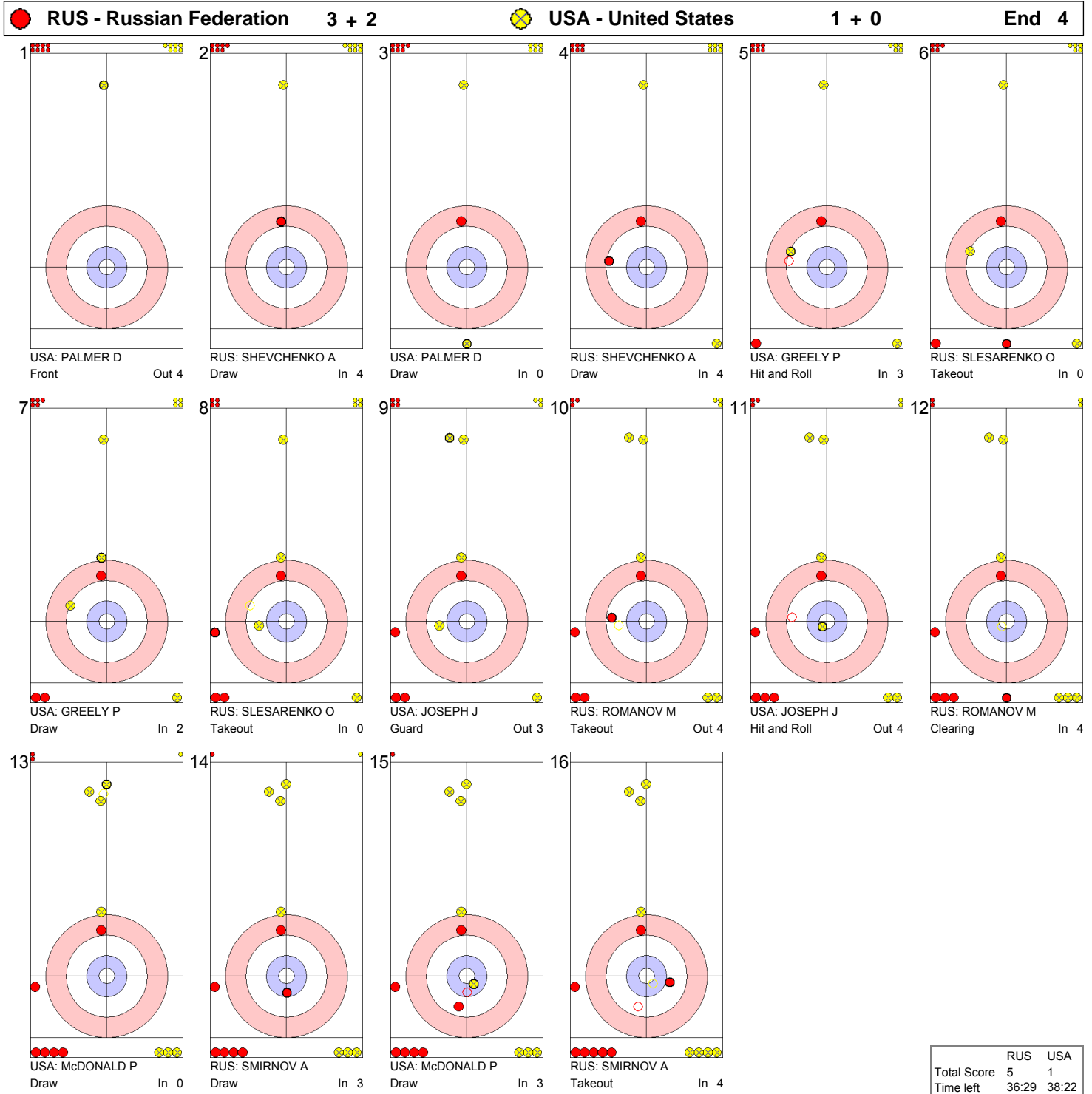




MON 10 MAR 2014  
Start Time 15:30

Round Robin Session 6 - Sheet C  
Круговой турнир, сессия 6 - Дорожка C

Game - Shot by Shot  
Матч - бросок за броском



	RUS	USA
Total Score	5	1
Time left	36:29	38:22



MON 10 MAR 2014  
Start Time 15:30

Round Robin Session 6 - Sheet C  
Круговой турнир, сессия 6 - Дорожка C

Game - Shot by Shot

Матч - бросок за броском





MON 10 MAR 2014  
Start Time 15:30

Round Robin Session 6 - Sheet C  
Круговой турнир, сессия 6 - Дорожка C

Game - Shot by Shot  
Матч - бросок за броском



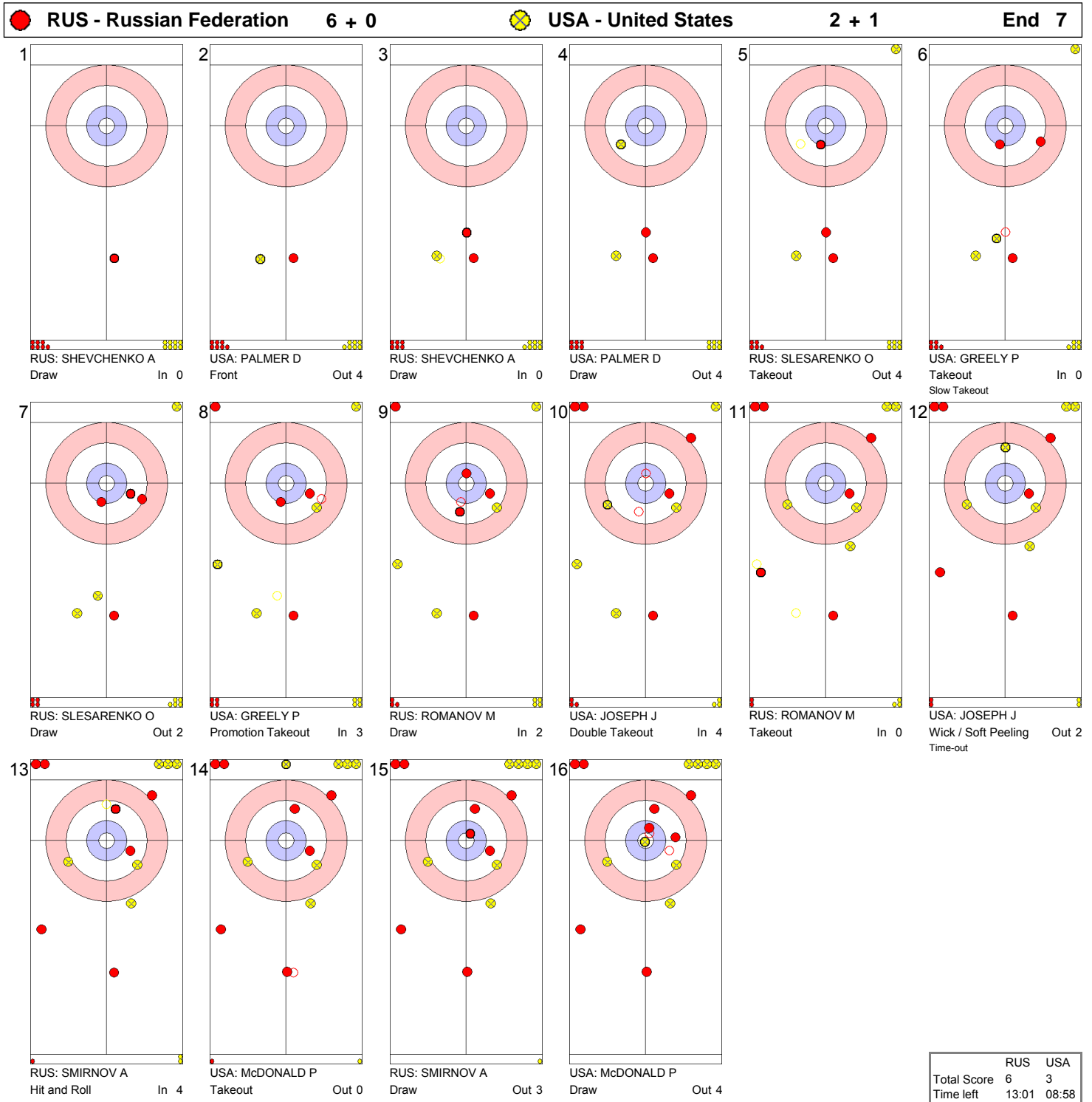
	RUS	USA
Total Score	6	2
Time left	21:58	21:01





MON 10 MAR 2014  
Start Time 15:30

Game - Shot by Shot  
Матч - бросок за броском

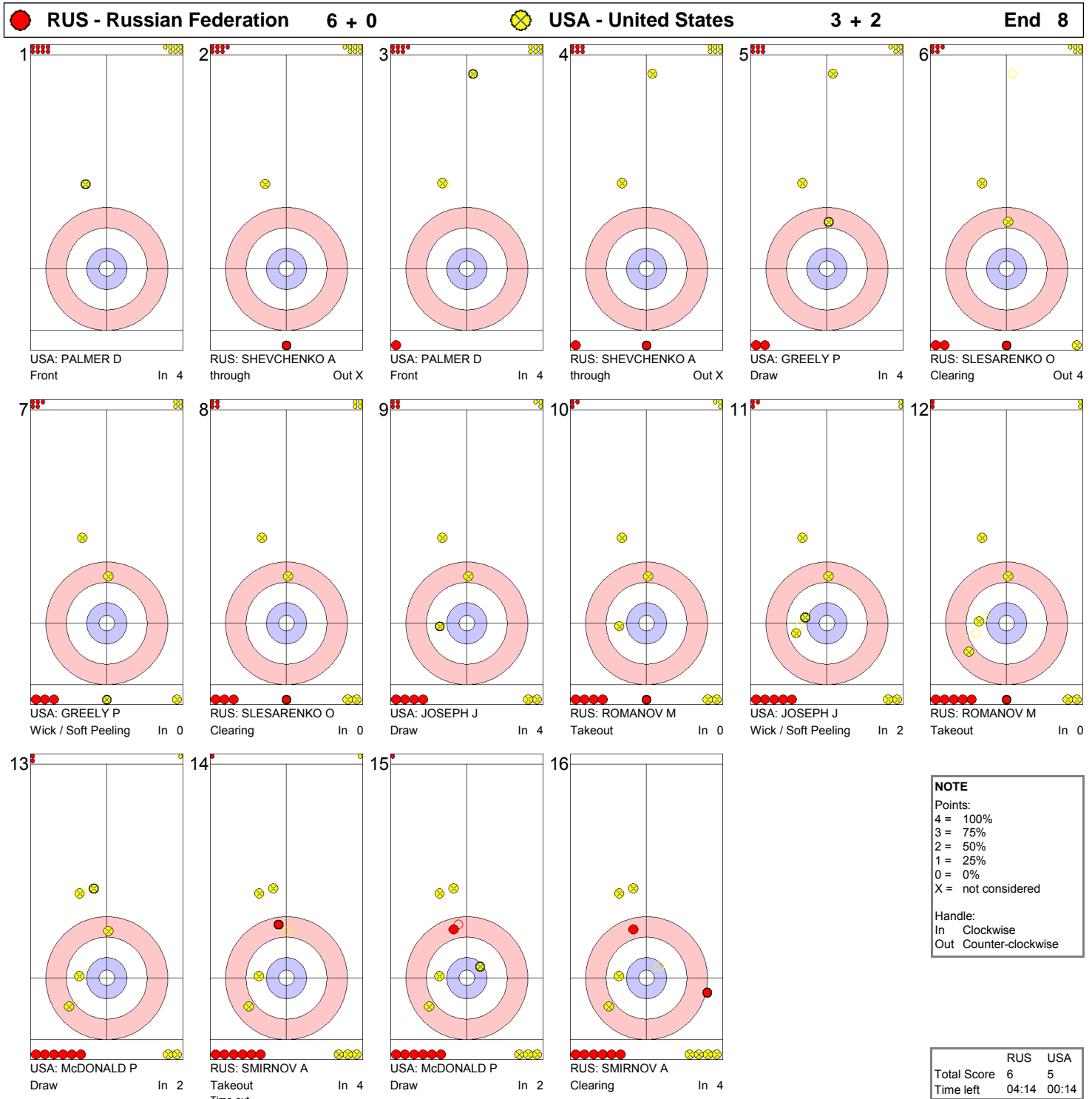


	RUS	USA
Total Score	6	3
Time left	13:01	08:58



MON 10 MAR 2014  
Start Time 15:30

**Game - Shot by Shot**  
Матч - бросок за броском





## Game Results

Результаты матча

Sheet	Game	Team	LSFE	1	2	3	4	5	6	7	8	Extra Ends	Total
D	5	CAN - Canada	*	2	0	2	0	0	2	0	0		6
	5	NOR - Norway		0	1	0	1	1	0	2	1	2	8

CAN - Canada		Game	All
4 S	ARMSTRONG Jim	M	51% 47%
3 V	FORREST Ina	F	56% 62%
2	THIESSEN Dennis	M	29% 45%
1	GAUDET Sonja	F	33% 51%
A	IDESON Mark	M	- % 44%
Team Total			42% 51%

NOR - Norway		Game	All
4 S	LORENTSEN Rune	M	65% 59%
3 V	STORDAHL Jostein	M	43% 50%
2	SAMDAL Anne Mette	F	60% 55%
1	RAFDAL Terje	M	42% 61%
A	LOECHEN Sissel	F	- % - %
Team Total			52% 56%

Time remaining: 4 minutes 34 seconds  
Time remaining: 0 minutes 0 seconds (after extra end)

Last Stone Draw: 46.0 cm

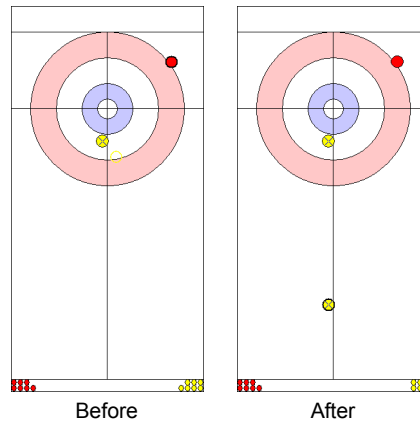
Time-out: end 9 - CAN stone 8

Time remaining: 2 minutes 2 seconds  
Time remaining: 2 minutes 45 seconds (after extra end)

Last Stone Draw: 47.9 cm

### Most Important Shot:

The Norwegian Lead RAFDAL T made a perfect Guard in front of the Norwegian shot stone. The Norwegian team could protect this stone throughout the whole extra end and steal two points to win the game.



End: 9  
Team: NOR - Norway  
Player: RAFDAL T  
Stone: Lead, 2nd stone  
Task: Guard  
Handle: In-turn  
Points: 100%

● CAN  
● NOR

### NOTE

Team position and functions are attached to each team member's name as follows:  
4 = Fourth, 3 = Third, 2 = Second, 1 = Lead, A = Alternate, S = Skip, V = Vice-Skip

### LEGEND

F Female

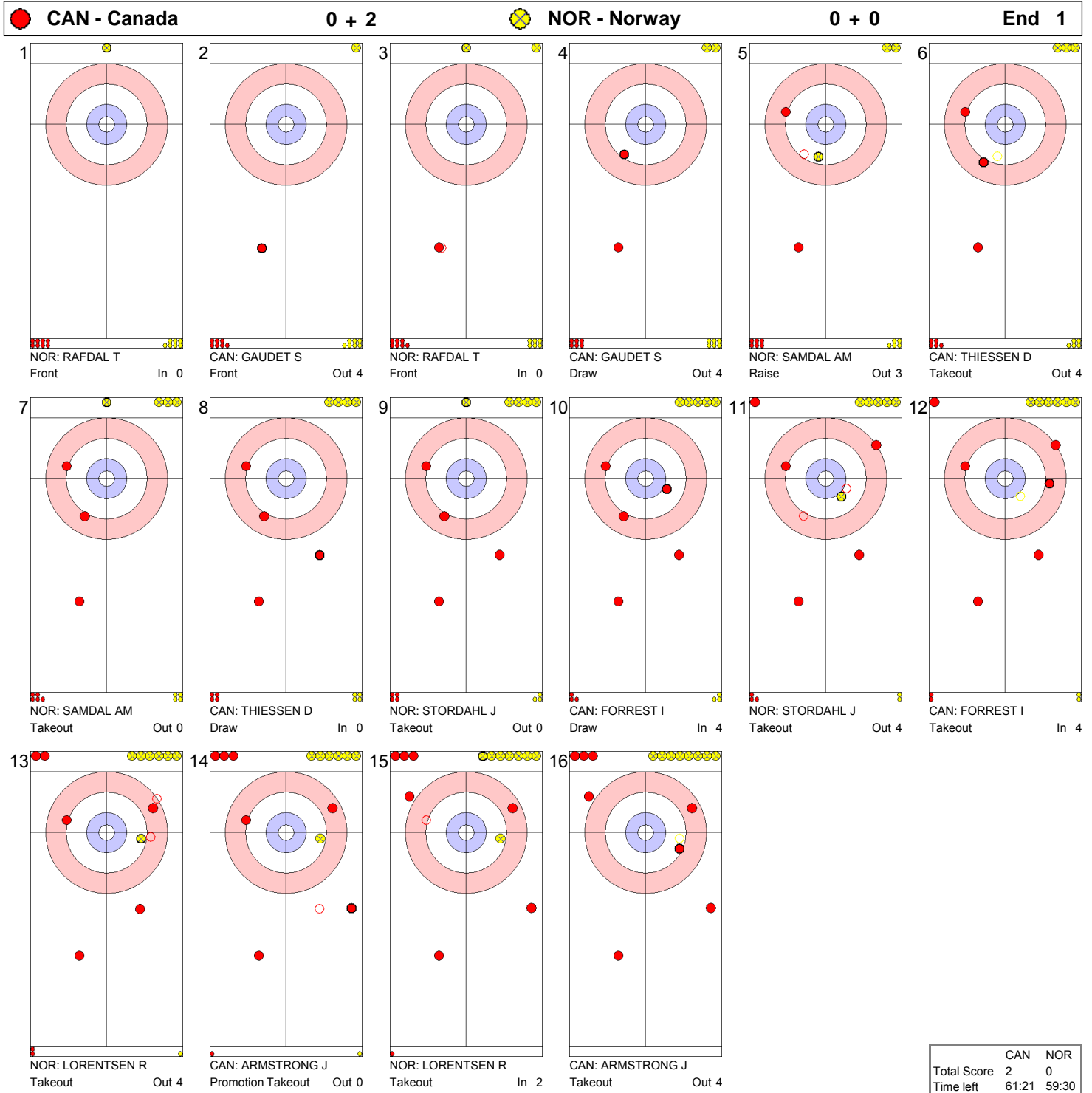
LSFE (\*) Last stone first end

M Male



MON 10 MAR 2014  
Start Time 15:30

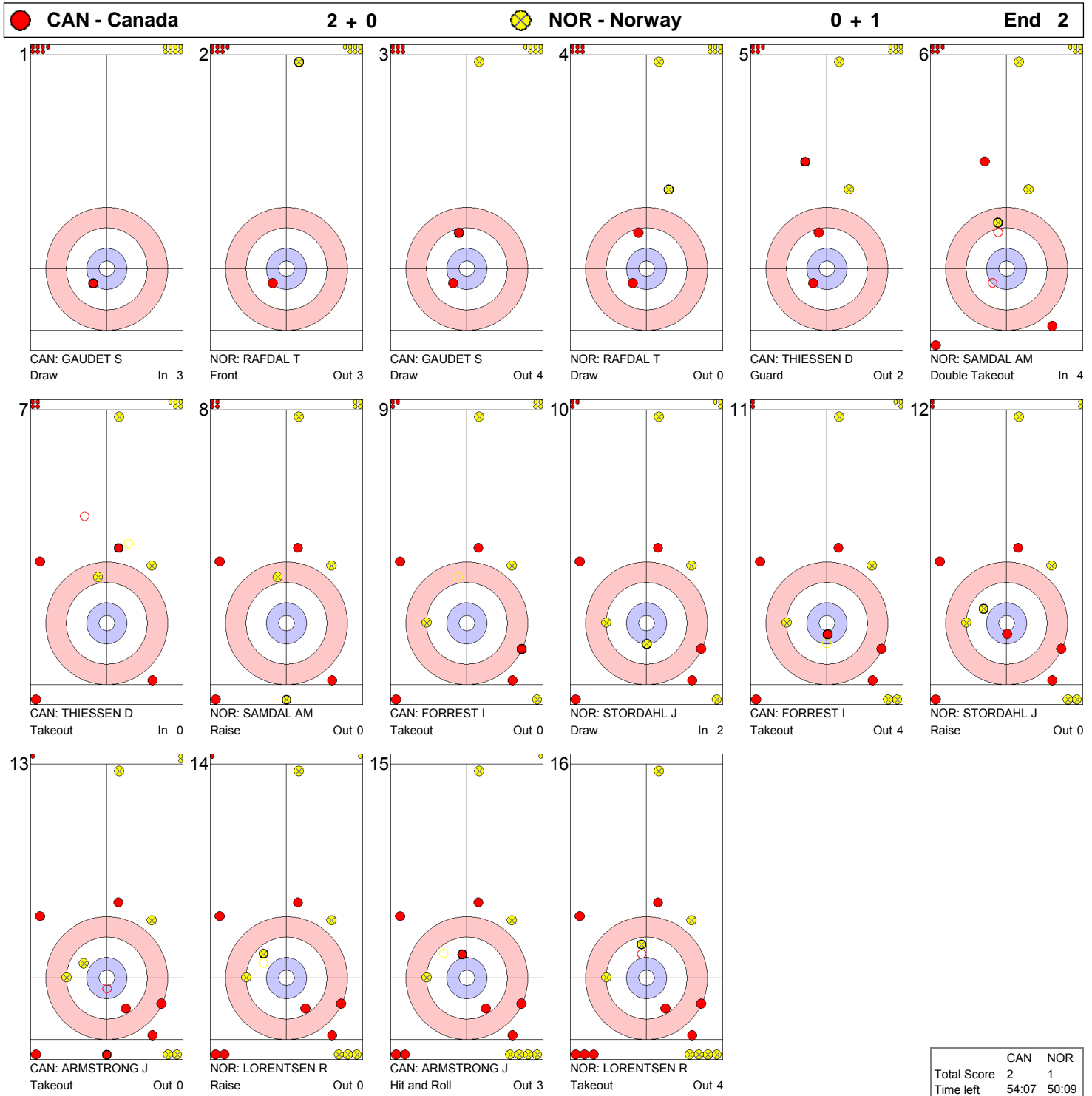
**Game - Shot by Shot**  
Матч - бросок за броском





MON 10 MAR 2014  
Start Time 15:30

**Game - Shot by Shot**  
Матч - бросок за броском

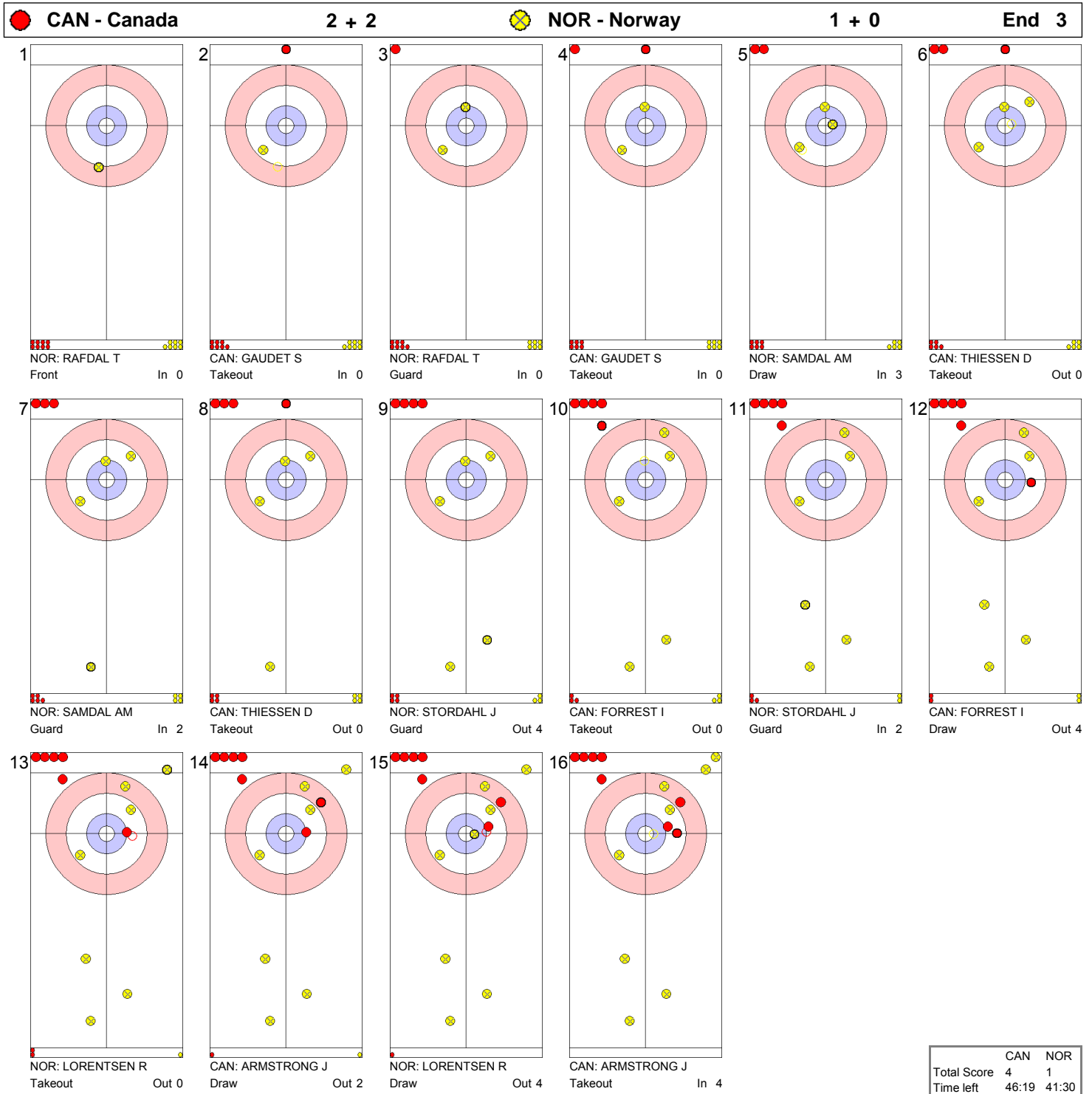




MON 10 MAR 2014  
Start Time 15:30

Round Robin Session 6 - Sheet D  
Круговой турнир, сессия 6 - Дорожка D

Game - Shot by Shot  
Матч - бросок за броском

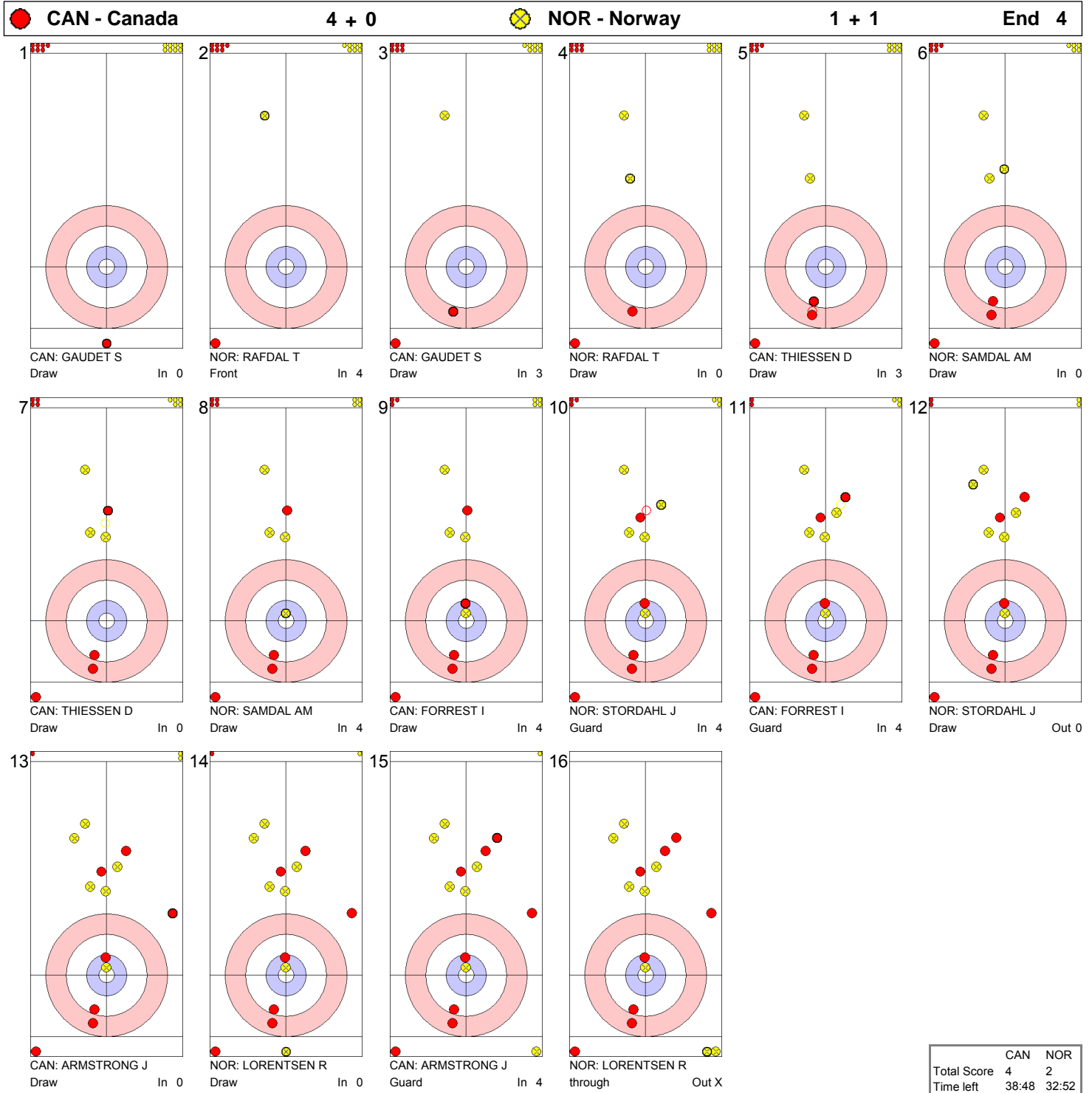




MON 10 MAR 2014  
Start Time 15:30

**Round Robin Session 6 - Sheet D**  
Круговой турнир, сессия 6 - Дорожка D

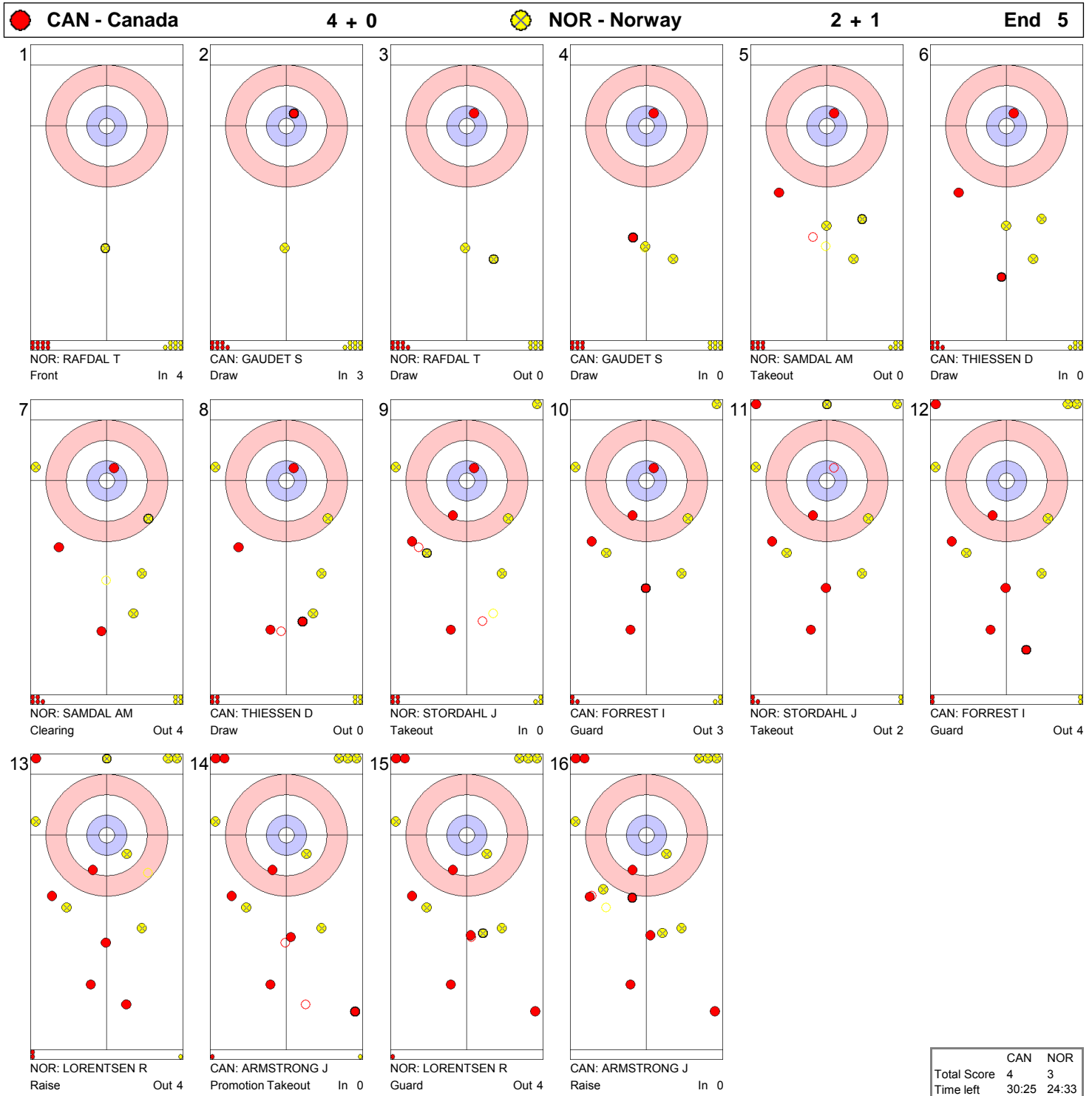
**Game - Shot by Shot**  
Матч - бросок за броском





MON 10 MAR 2014  
Start Time 15:30

**Game - Shot by Shot**  
Матч - бросок за броском



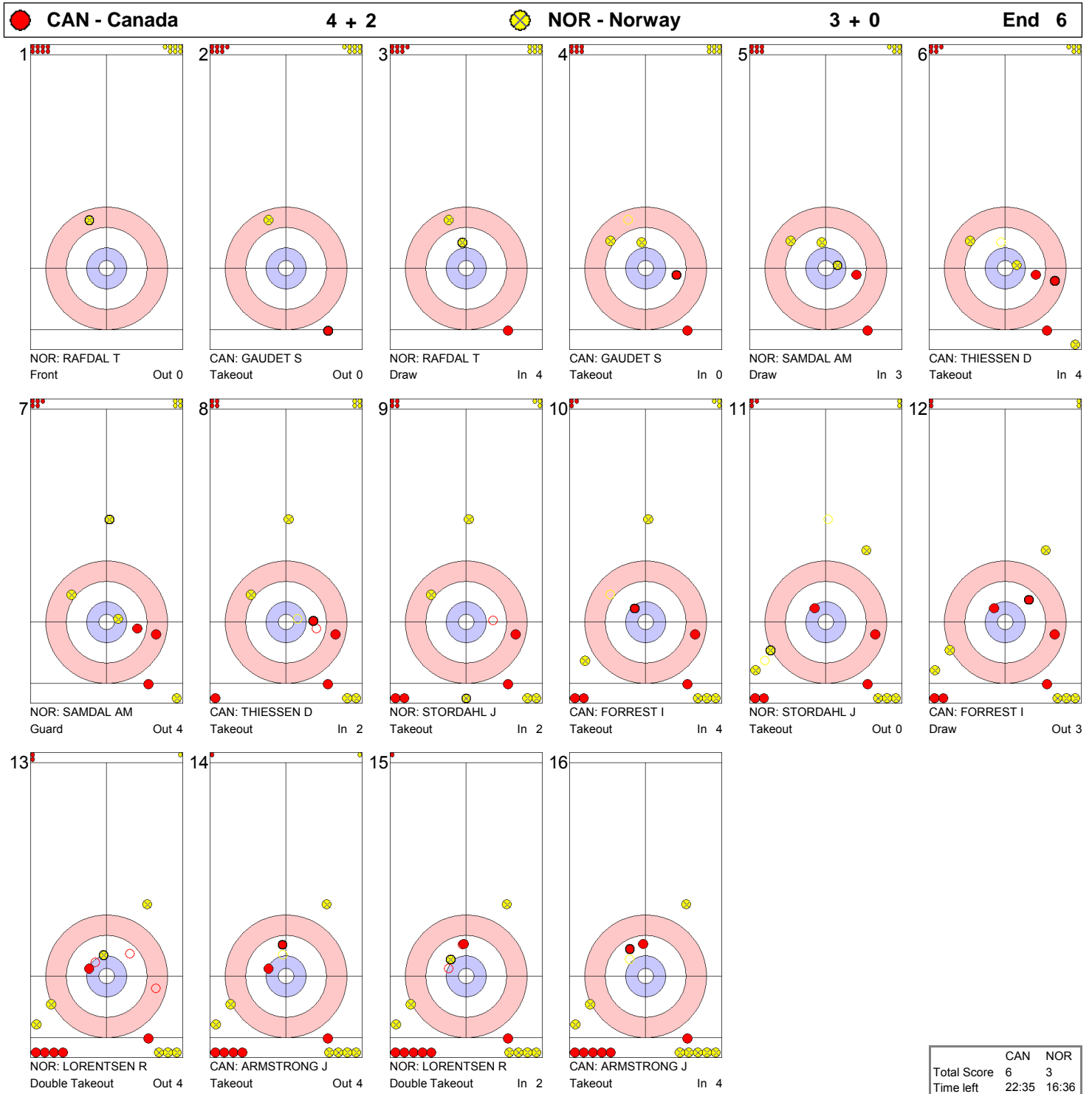




MON 10 MAR 2014  
Start Time 15:30

**Round Robin Session 6 - Sheet D**  
Круговой турнир, сессия 6 - Дорожка D

**Game - Shot by Shot**  
Матч - бросок за броском



	CAN	NOR
Total Score	6	3
Time left	22:35	16:36



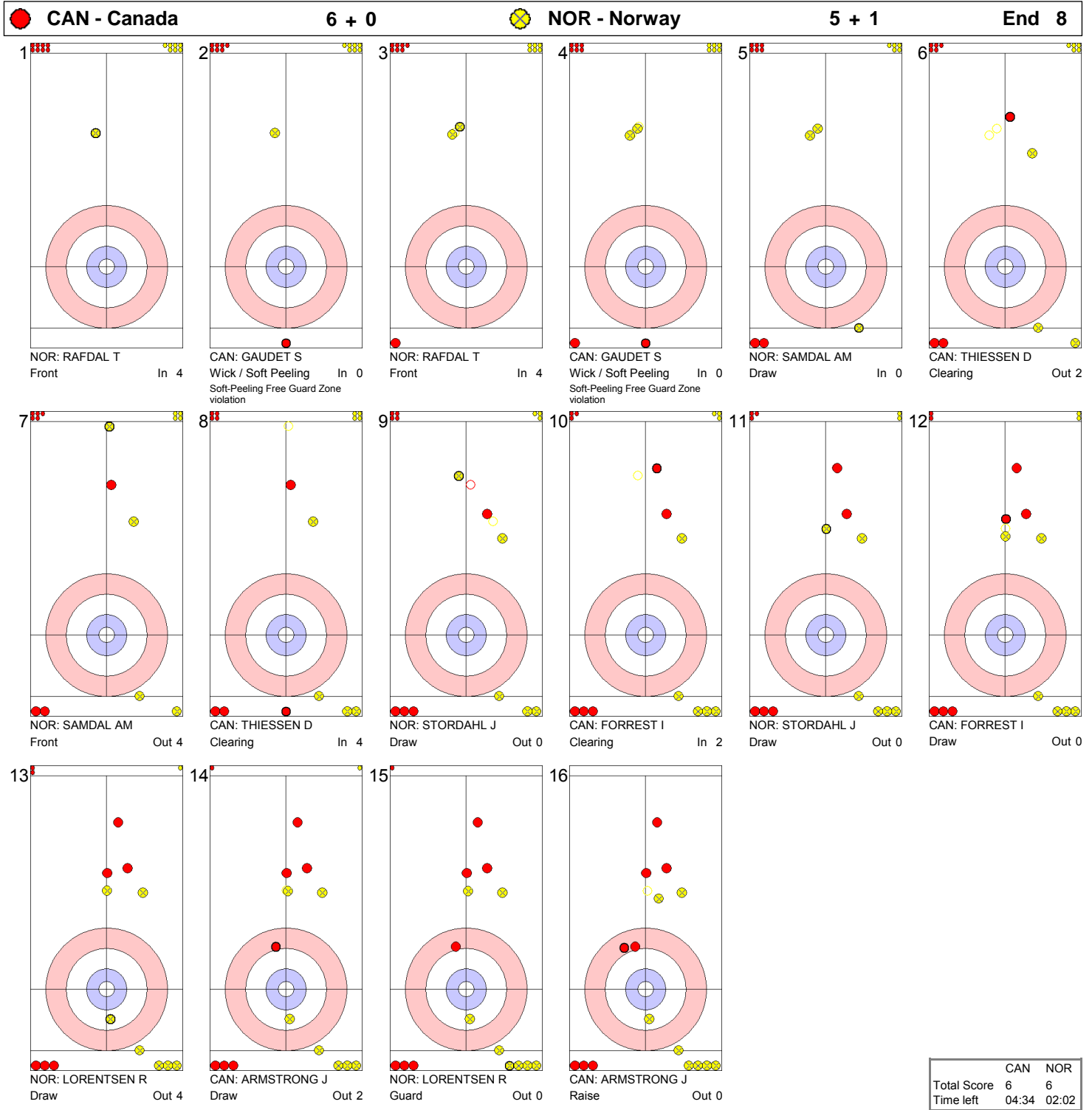
**Game - Shot by Shot**  
Матч - бросок за броском





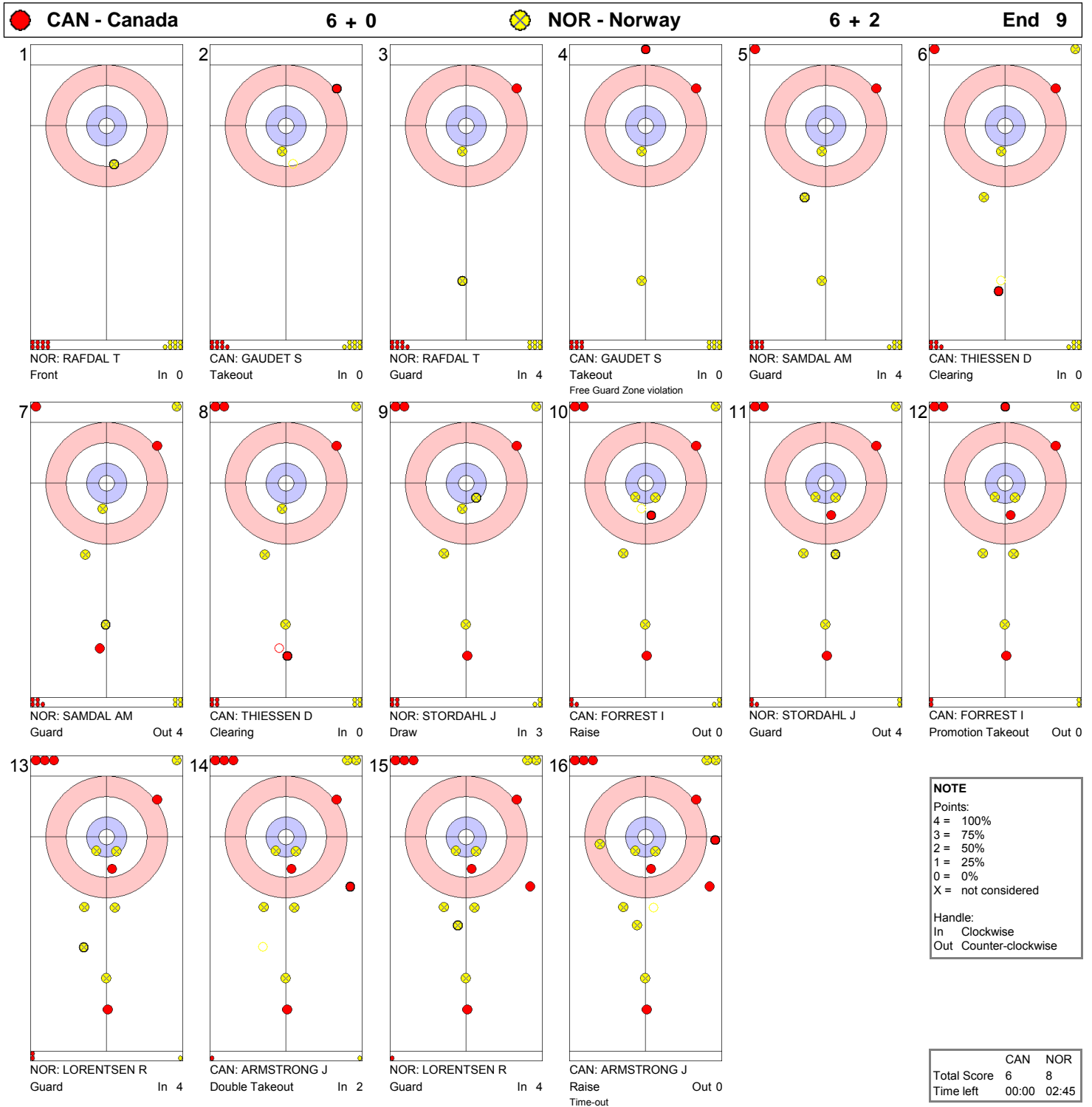
MON 10 MAR 2014  
Start Time 15:30

**Game - Shot by Shot**  
Матч - бросок за броском





**Game - Shot by Shot**  
Матч - бросок за броском





MON 10 MAR 2014  
Start Time 9:30

## Session Results and Standings

Результаты сессии и текущее положение команд

Sheet	Game	Team	LSFE	1	2	3	4	5	6	7	8	Extra Ends	Total
A	4	KOR - Republic of Korea		1	0	2	0	0	0	2	0		5
	4	RUS - Russian Federation	*	0	1	0	1	1	1	0	3		7
B	4	USA - United States of America	*	0	1	0	1	0	0	0	X		2
	4	CAN - Canada		1	0	2	0	2	1	1	X		7
C	4	FIN - Finland	*	0	1	0	2	0	0	2	1	0	6
	4	NOR - Norway		1	0	2	0	2	1	0	0	2	8
D	4	CHN - People's Republic of China		2	2	0	3	1	0	0	X		8
	4	SWE - Sweden	*	0	0	1	0	0	2	1	X		4

## Standings after Round Robin Session 5

Rank	Team	Games	Wins	Losses
1	CAN - Canada	4	4	0
2	SVK - Slovakia	3	3	0
3	RUS - Russian Federation	4	3	1
4	GBR - Great Britain	3	2	1
5	CHN - People's Republic of China	4	2	2
5	NOR - Norway	4	2	2
7	KOR - Republic of Korea	4	1	3
7	SWE - Sweden	4	1	3
7	USA - United States of America	4	1	3
10	FIN - Finland	4	0	4

### LEGEND

LSFE (\*) Last stone first end

X Unplayed/unfinished end due to concession



MON 10 MAR 2014  
Start Time 9:30

Round Robin Session 5 - Sheet A  
Круговой турнир, сессия 5 - Дорожка А

## Game Results

Результаты матча

Sheet	Game	Team	LSFE	1	2	3	4	5	6	7	8	Extra Ends	Total
A	4	KOR - Republic of Korea		1	0	2	0	0	0	2	0		5
	4	RUS - Russian Federation	*	0	1	0	1	1	1	0	3		7

KOR - Republic of Korea		Game	All
4 S	KIM Jong-Pan	M	39 % 47 %
3 V	KIM Myung-Jin	M	45 % 39 %
2	SEO Soon-Seok	M	52 % 57 %
1	KANG Mi-Suk	F	64 % 58 %
A	YUN Hee Kyeong	F	- % - %
Team Total			50 % 51 %

Time remaining: 0 minutes 24 seconds

Last Stone Draw: 185.4 cm (out)

Time-out: end 7 - KOR stone 8

RUS - Russian Federation		Game	All
4 S	SMIRNOV Andrey	M	58 % 59 %
3	SHEVCHENKO Alexander	M	34 % 45 %
2	PAKHOMOVA Svetlana	F	44 % 53 %
1 V	ROMANOV Marat	M	69 % 66 %
A	SLESARENKO Oxana	F	- % - %
Team Total			51 % 55 %

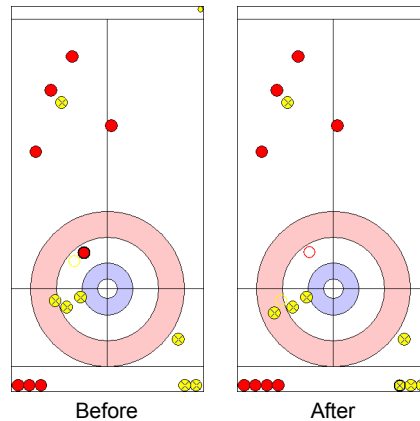
Time remaining: 0 minutes 18 seconds

Last Stone Draw: 159.6 cm

Time-out: end 7 - RUS stone 8

### Most Important Shot:

Russian Skip SMIRNOV A executed a precise Clearing shot through a narrow port to remove the Korean stone to score three points for the win.



End: 8  
Team: RUS - Russia  
Player: SMIRNOV A  
Stone: Fourth, 2nd stone  
Task: Clearing  
Handle: In-turn  
Points: 100%

● KOR  
● RUS

### NOTE

Team position and functions are attached to each team member's name as follows:  
4 = Fourth, 3 = Third, 2 = Second, 1 = Lead, A = Alternate, S = Skip, V = Vice-Skip

### LEGEND

F Female

LSFE (\*) Last stone first end

M Male



MON 10 MAR 2014  
Start Time 9:30

Round Robin Session 5 - Sheet A  
Круговой турнир, сессия 5 - Дорожка А

Game - Shot by Shot  
Матч - бросок за броском





MON 10 MAR 2014  
Start Time 9:30

Round Robin Session 5 - Sheet A  
Круговой турнир, сессия 5 - Дорожка А

Game - Shot by Shot  
Матч - бросок за броском



	KOR	RUS
Total Score	1	1
Time left	51:58	52:21





MON 10 MAR 2014  
Start Time 9:30

Round Robin Session 5 - Sheet A  
Круговой турнир, сессия 5 - Дорожка А

Game - Shot by Shot  
Матч - бросок за броском



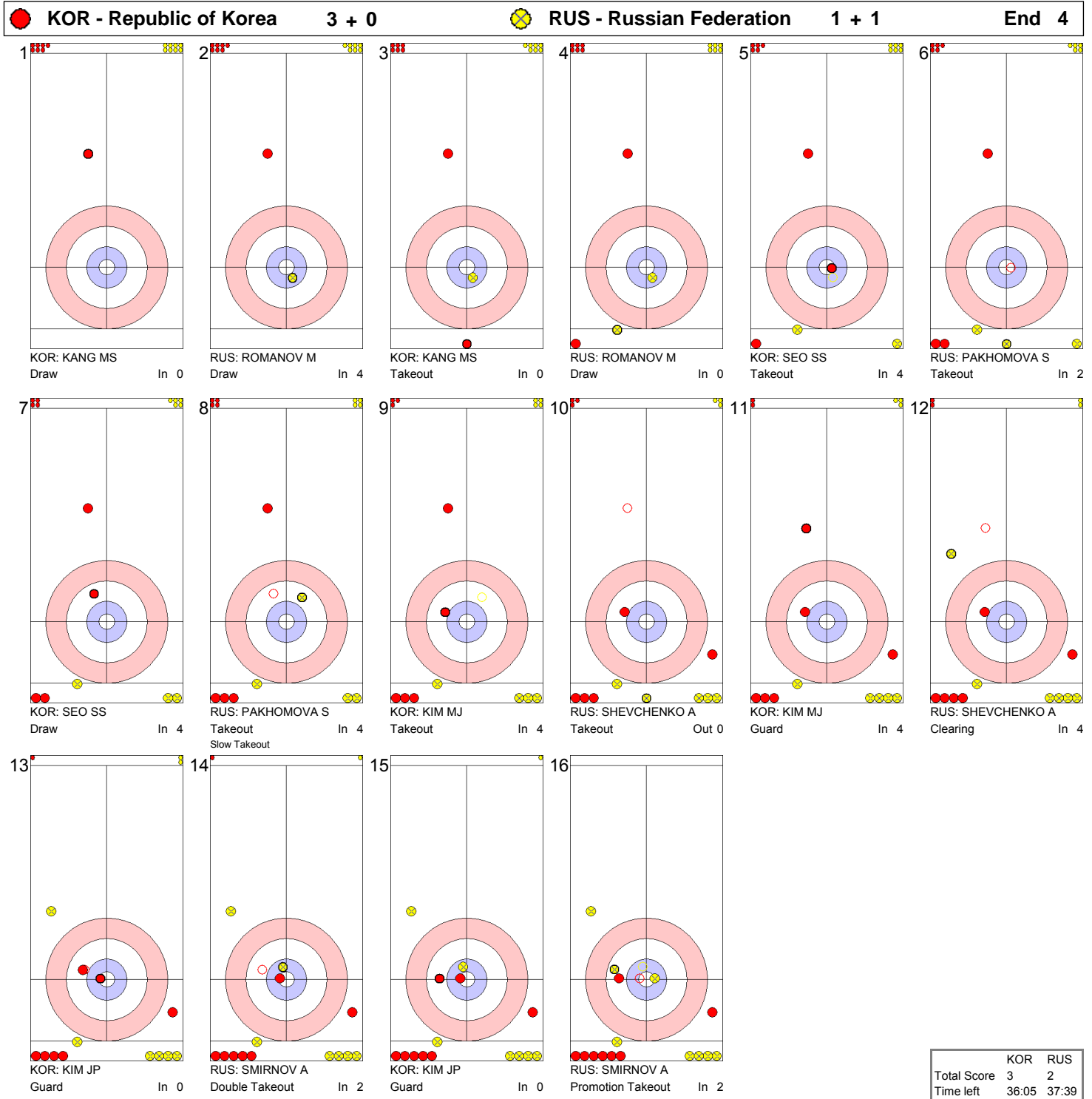
	KOR	RUS
Total Score	3	1
Time left	43:57	45:33



MON 10 MAR 2014  
Start Time 9:30

Round Robin Session 5 - Sheet A  
Круговой турнир, сессия 5 - Дорожка А

Game - Shot by Shot  
Матч - бросок за броском



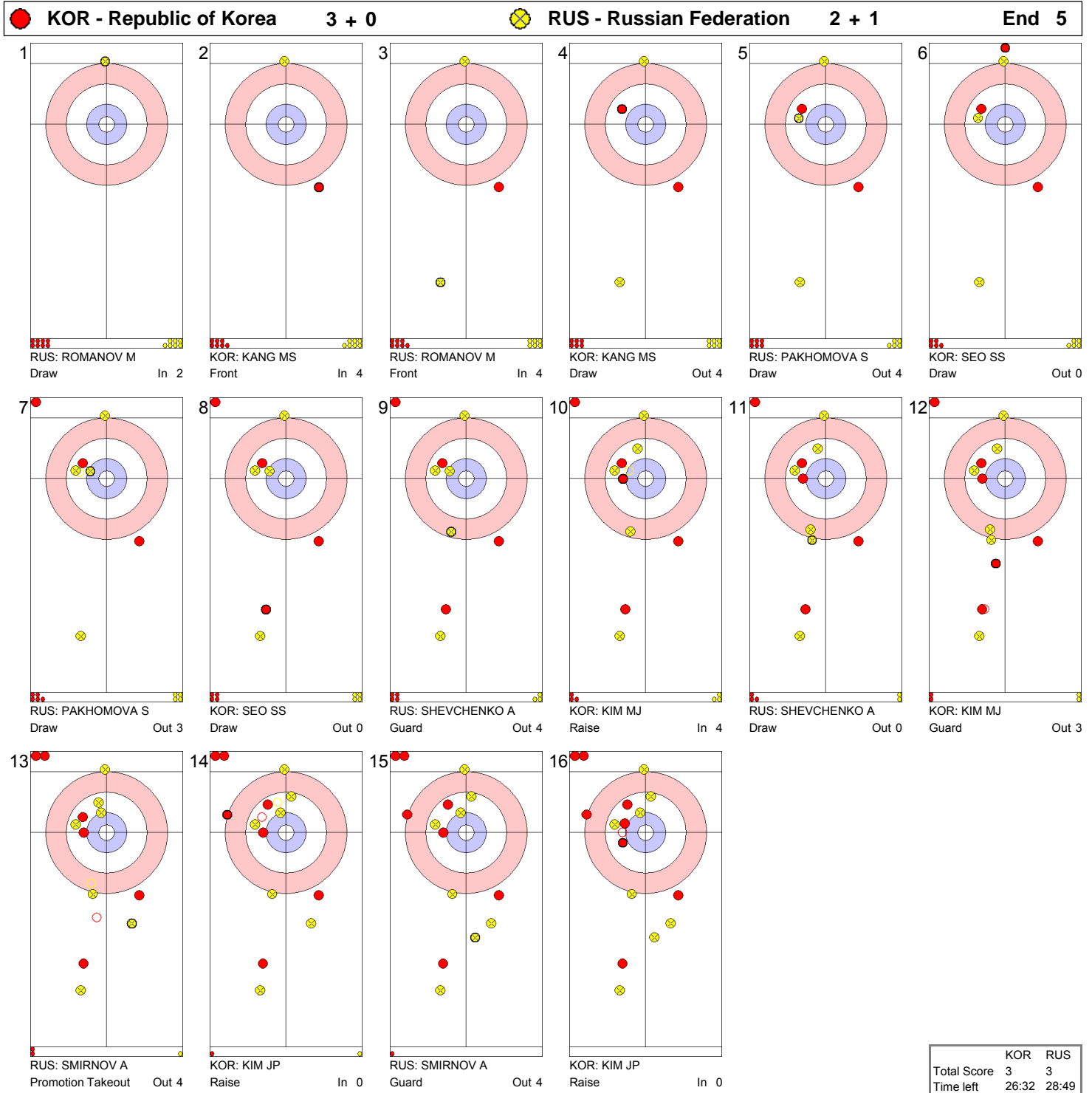


MON 10 MAR 2014  
Start Time 9:30

Round Robin Session 5 - Sheet A  
Круговой турнир, сессия 5 - Дорожка А

Game - Shot by Shot

Матч - бросок за броском





Game - Shot by Shot  
Матч - бросок за броском



	KOR	RUS
Total Score	3	4
Time left	18:05	20:47



MON 10 MAR 2014  
Start Time 9:30

Round Robin Session 5 - Sheet A  
Круговой турнир, сессия 5 - Дорожка А

Game - Shot by Shot  
Матч - бросок за броском



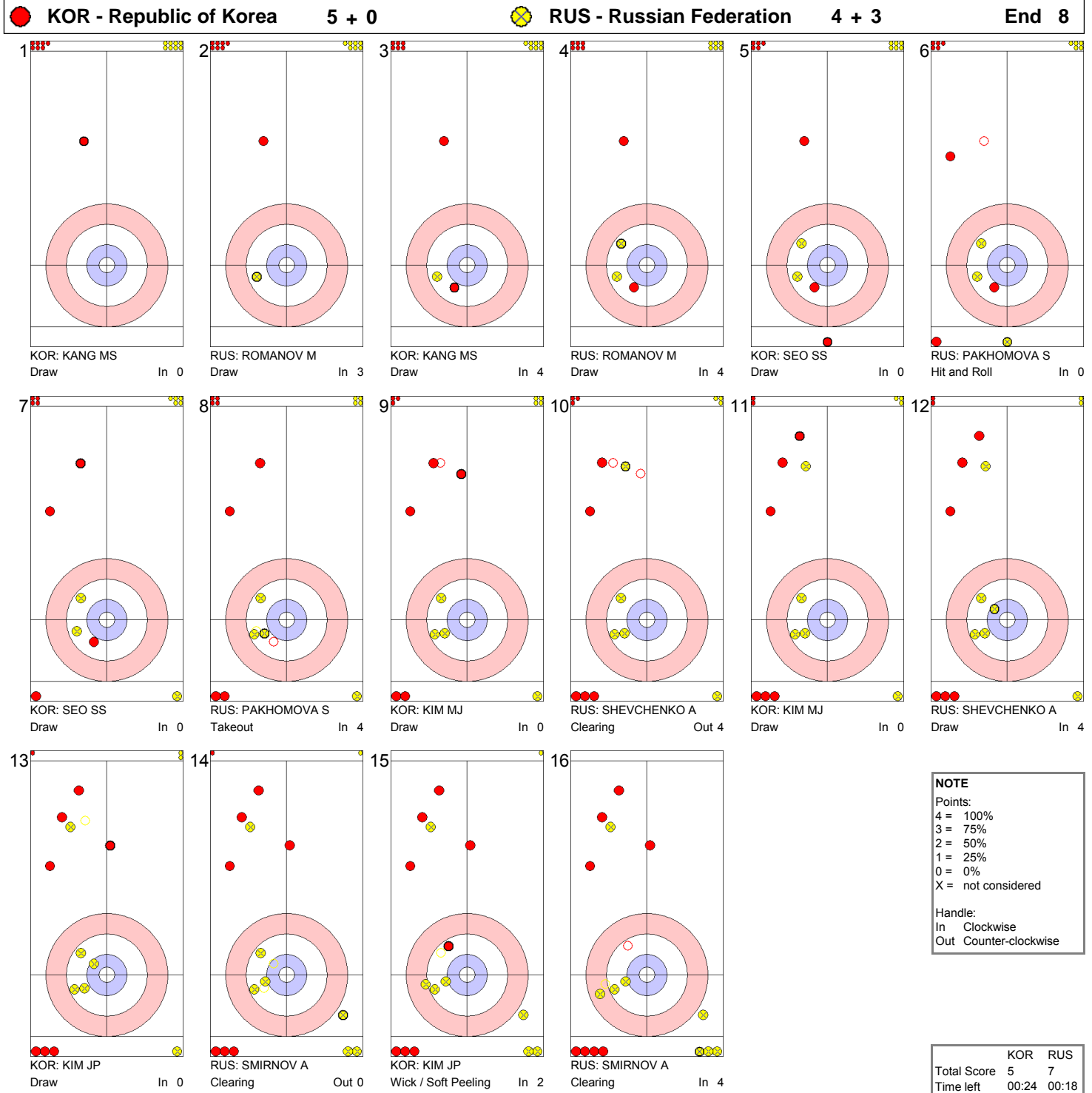
	KOR	RUS
Total Score	5	4
Time left	08:42	10:25



MON 10 MAR 2014  
Start Time 9:30

Round Robin Session 5 - Sheet A  
Круговой турнир, сессия 5 - Дорожка А

Game - Shot by Shot  
Матч - бросок за броском





MON 10 MAR 2014  
Start Time 9:30

## Game Results

Результаты матча

Sheet	Game	Team	LSFE	1	2	3	4	5	6	7	8	Extra Ends	Total
B	4	USA - United States of America	*	0	1	0	1	0	0	0	X		2
	4	CAN - Canada		1	0	2	0	2	1	1	X		7

USA - United States of America		Game	All
4 S	McDONALD Patrick	M	23 % 40 %
3 V	PALMER Dave	M	36 % 32 %
2	JOSEPH Jimmy	M	66 % 48 %
1	GREELY Penny	F	75 % 48 %
A	LINO Meghan	F	- % 56 %
Team Total			51 % 44 %

CAN - Canada		Game	All
4 S	ARMSTRONG Jim	M	39 % 46 %
3 V	FORREST Ina	F	79 % 64 %
2	THIESSEN Dennis	M	48 % 50 %
1	IDESON Mark	M	60 % 44 %
A	GAUDET Sonja	F	- % 60 %
Team Total			56 % 53 %

Time remaining: 10 minutes 42 seconds

Last Stone Draw: 64.1 cm

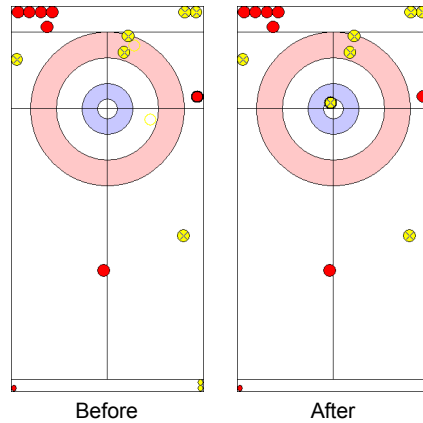
Time-out: end 6 - USA stone 8

Time remaining: 11 minutes 21 seconds

Last Stone Draw: 145.4 cm

### Most Important Shot:

The Canadian Skip ARMSTRONG J made a perfect Draw around a guard and forced the US team to play a Raise on the second laying stone of the Canadian team. It gave the Canadian team an opportunity to play an easy Draw to score two and take a 3-1 lead after the third end.



End: 3  
Team: CAN - Canada  
Player: ARMSTRONG J  
Stone: Fourth, 1st stone  
Task: Draw  
Handle: Out-turn  
Points: 100%

● USA  
● CAN

### NOTE

Team position and functions are attached to each team member's name as follows:  
4 = Fourth, 3 = Third, 2 = Second, 1 = Lead, A = Alternate, S = Skip, V = Vice-Skip

### LEGEND

F Female

LSFE (\*) Last stone first end

M Male

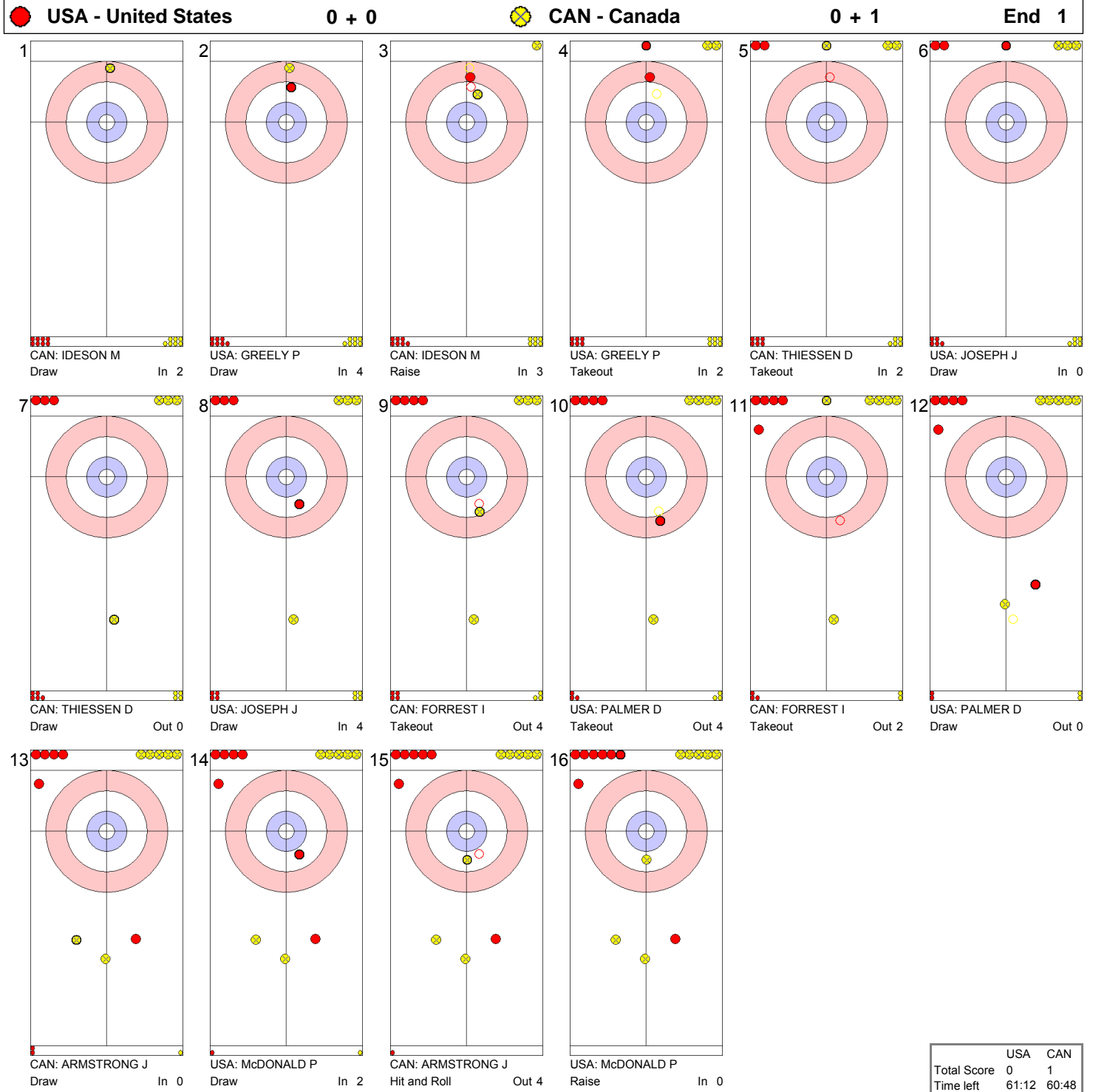
X Unplayed/unfinished end due to concession



MON 10 MAR 2014  
Start Time 9:30

Round Robin Session 5 - Sheet B  
Круговой турнир, сессия 5 - Дорожка B

Game - Shot by Shot  
Матч - бросок за броском



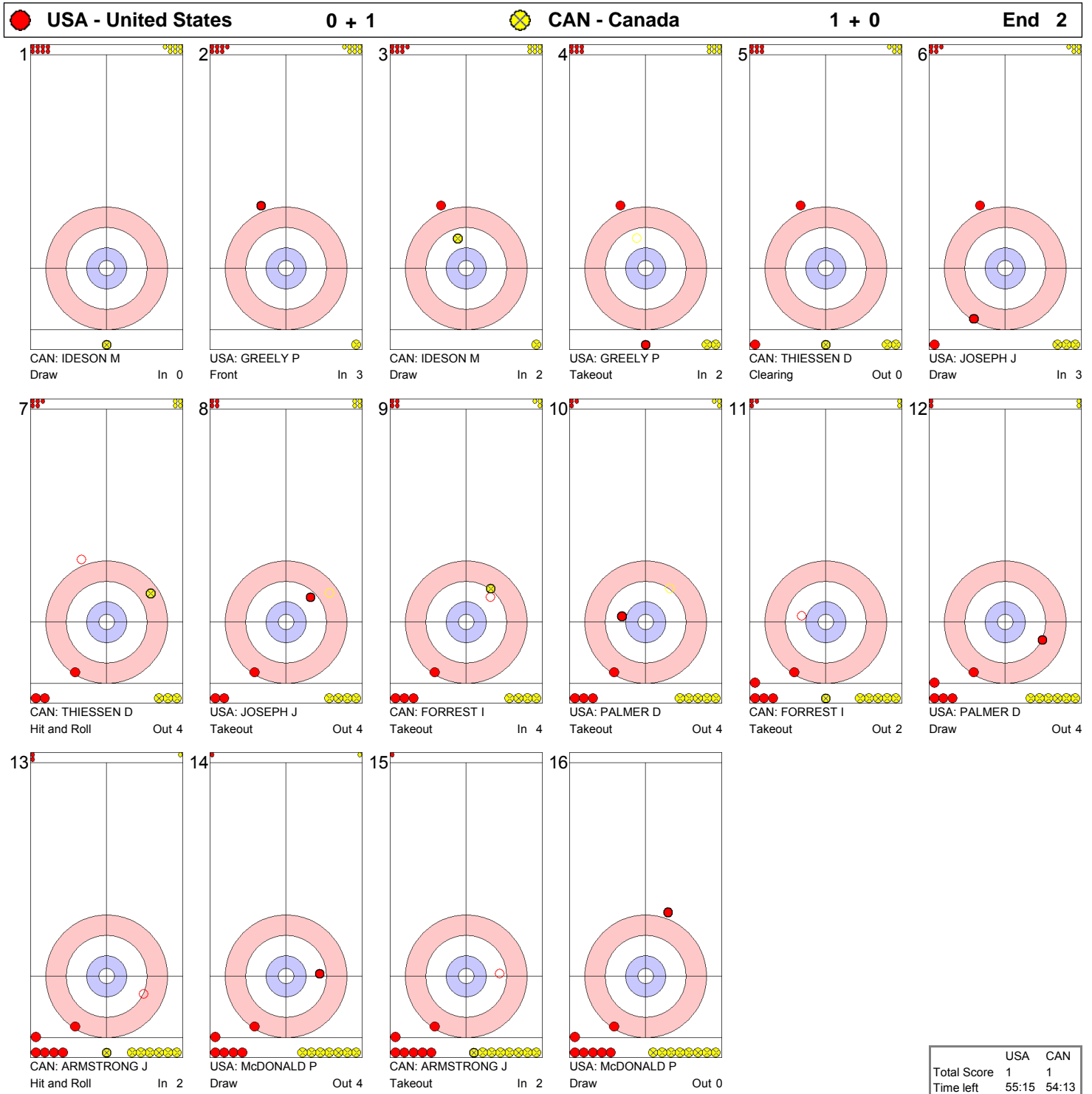




MON 10 MAR 2014  
Start Time 9:30

Round Robin Session 5 - Sheet B  
Круговой турнир, сессия 5 - Дорожка B

Game - Shot by Shot  
Матч - бросок за броском



	USA	CAN
Total Score	1	1
Time left	55:15	54:13



MON 10 MAR 2014  
Start Time 9:30

**Game - Shot by Shot**  
Матч - бросок за броском

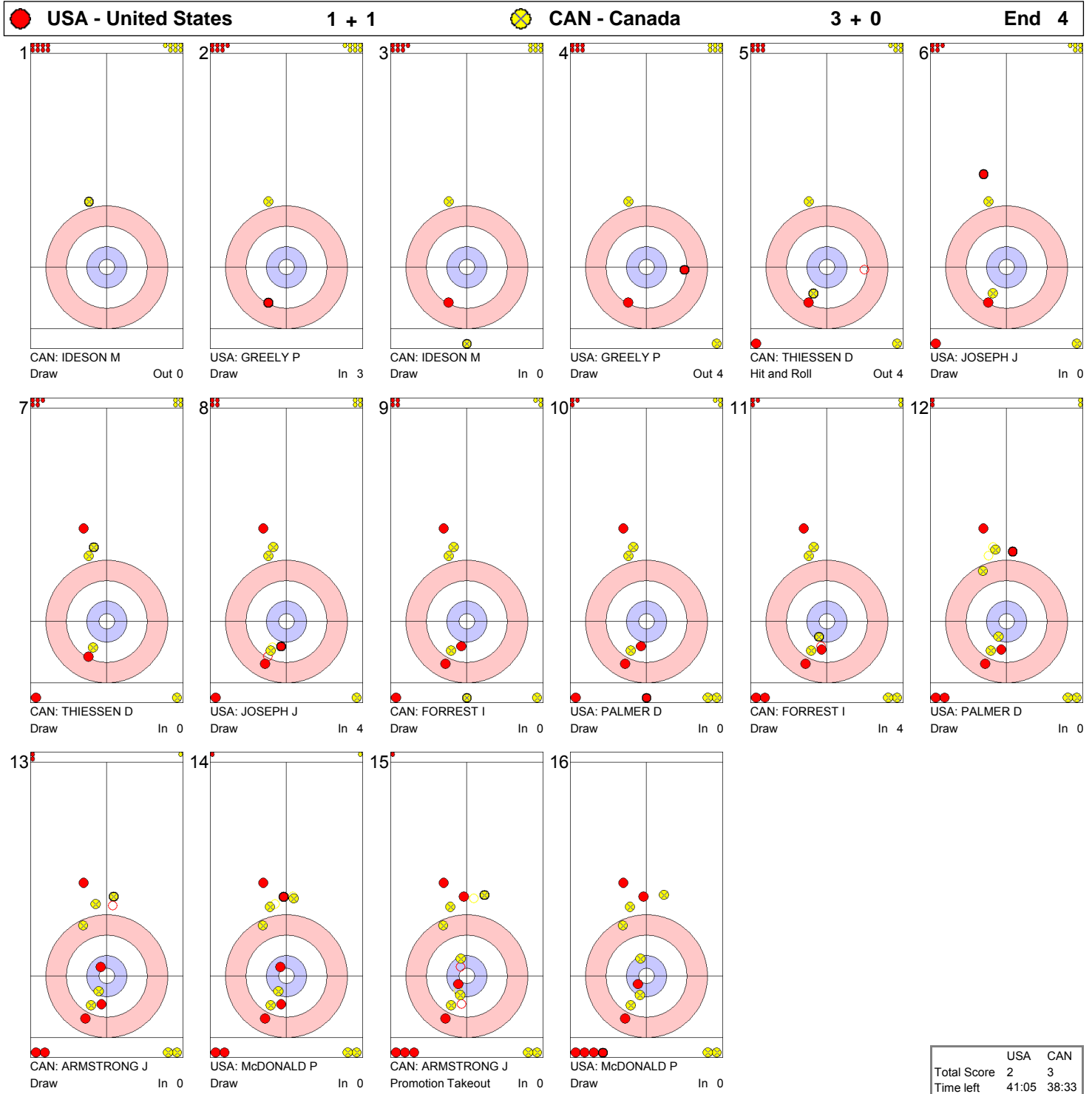




MON 10 MAR 2014  
Start Time 9:30

Round Robin Session 5 - Sheet B  
Круговой турнир, сессия 5 - Дорожка B

Game - Shot by Shot  
Матч - бросок за броском





MON 10 MAR 2014  
Start Time 9:30

**Game - Shot by Shot**  
Матч - бросок за броском





MON 10 MAR 2014  
Start Time 9:30

Round Robin Session 5 - Sheet B  
Круговой турнир, сессия 5 - Дорожка B

Game - Shot by Shot  
Матч - бросок за броском

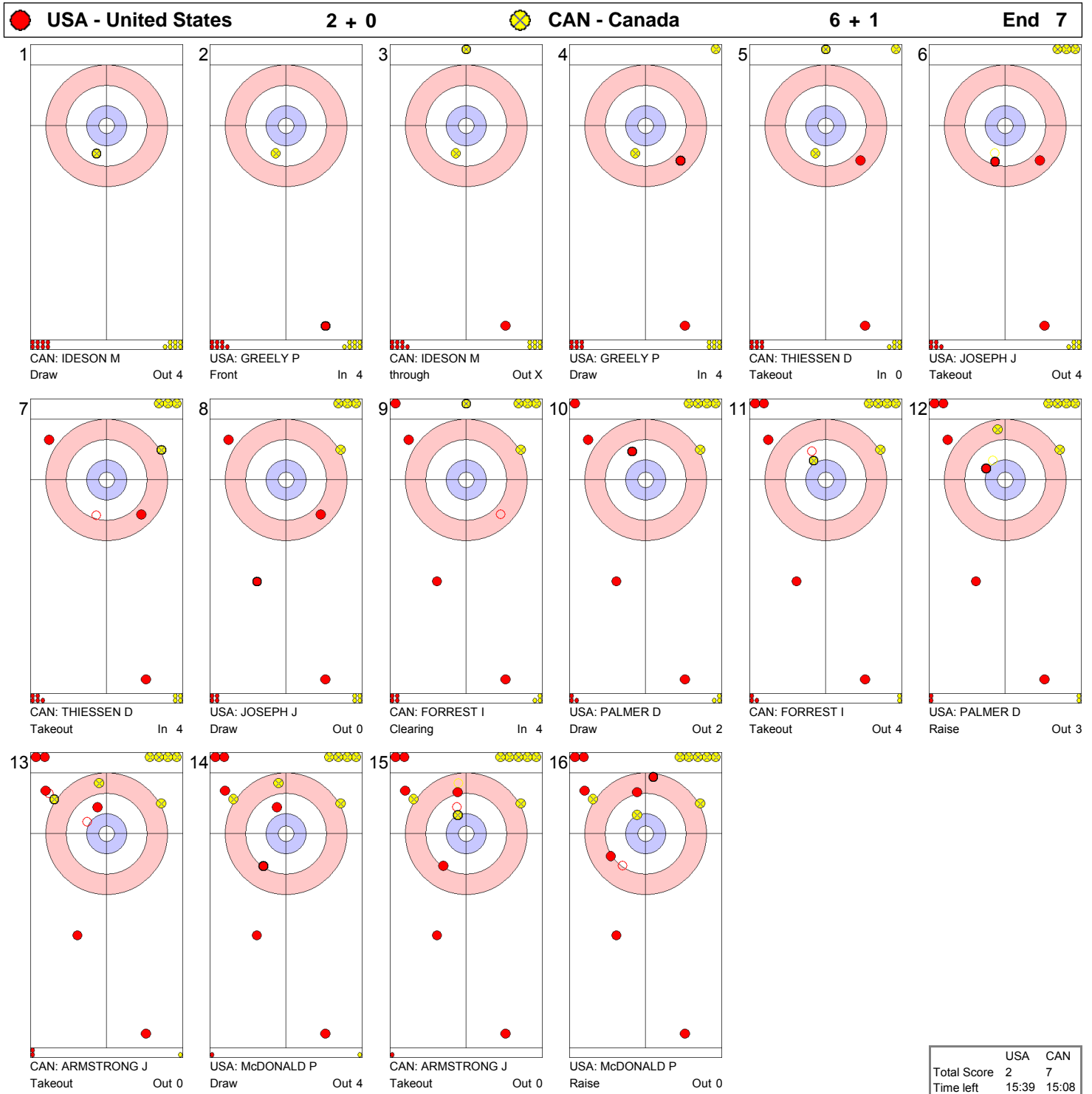




MON 10 MAR 2014  
Start Time 9:30

Round Robin Session 5 - Sheet B  
Круговой турнир, сессия 5 - Дорожка B

Game - Shot by Shot  
Матч - бросок за броском

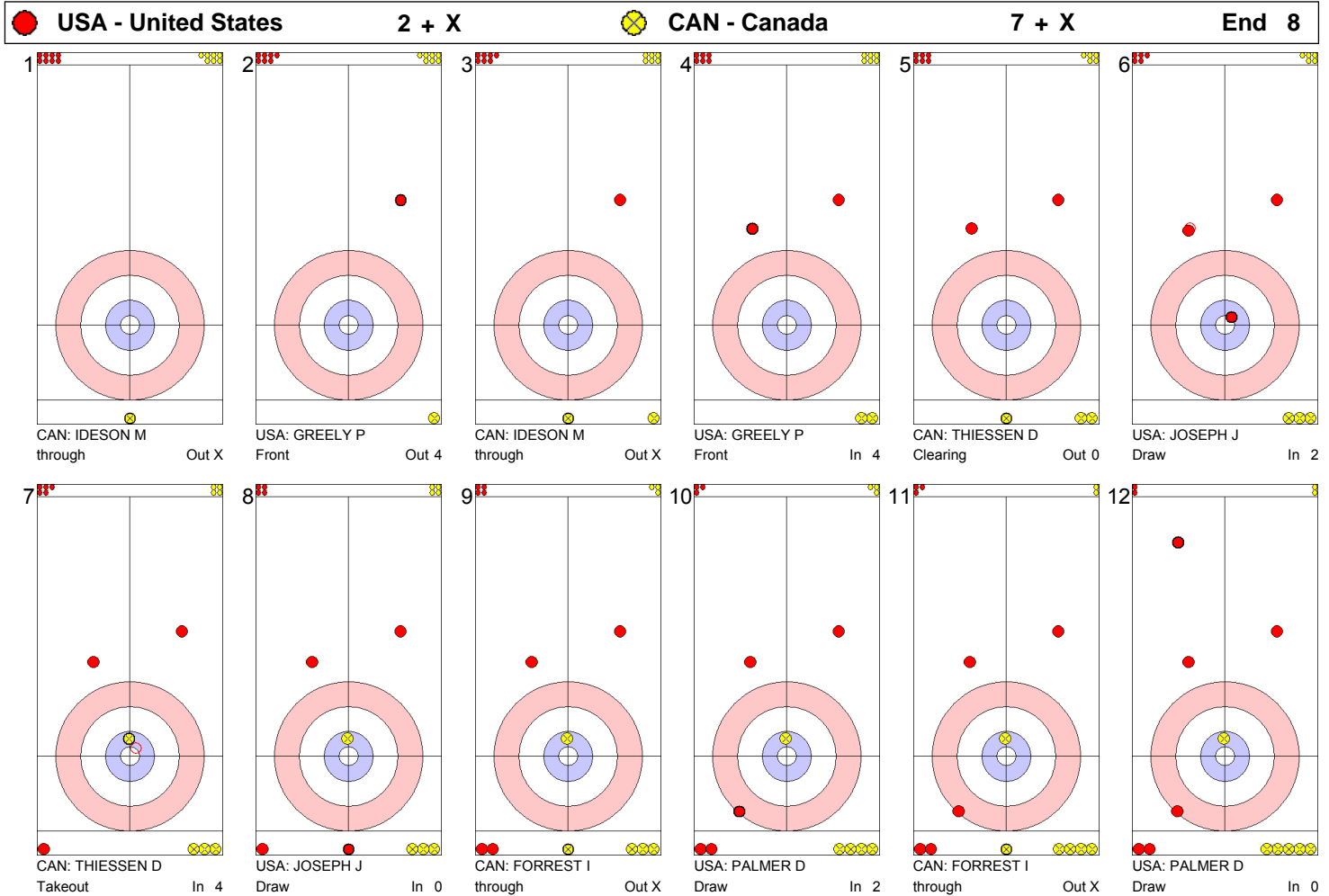


	USA	CAN
Total Score	2	7
Time left	15:39	15:08



MON 10 MAR 2014  
Start Time 9:30

**Game - Shot by Shot**  
Матч - бросок за броском



**NOTE**  
Points:  
4 = 100%  
3 = 75%  
2 = 50%  
1 = 25%  
0 = 0%  
X = not considered  
  
Handle:  
In Clockwise  
Out Counter-clockwise

**LEGEND**  
X Unfinished end due to concession

	USA	CAN
Total Score	2	7
Time left	10:42	11:21



MON 10 MAR 2014  
Start Time 9:30

Round Robin Session 5 - Sheet C  
Круговой турнир, сессия 5 - Дорожка C

## Game Results

Результаты матча

Sheet	Game	Team	LSFE	1	2	3	4	5	6	7	8	Extra Ends	Total
C	4	FIN - Finland	*	0	1	0	2	0	0	2	1	0	6
	4	NOR - Norway		1	0	2	0	2	1	0	0	2	8

FIN - Finland		Game	All
4 S	KARJALAINEN Markku	M	57% 48%
3	KARJALAINEN Sari	F	31% 36%
2 V	HELLMAN Vesa	M	44% 41%
1	AARNIKKA Tuomo	M	49% 53%
A	MOJTAHEDI Mina	F	- % - %
Team Total			45% 44%

NOR - Norway		Game	All
4 S	LORENTSEN Rune	M	63% 57%
3 V	STORDAHL Jostein	M	61% 52%
2	SAMDAL Anne Mette	F	49% 54%
1	RAFDAL Terje	M	72% 67%
A	LOECHEN Sissel	F	- % - %
Team Total			61% 57%

Time remaining: 0 minutes 51 seconds  
Time remaining: 1 minute 45 seconds (after extra end)

Last Stone Draw: 4.4 cm

Time-out: end 6 - FIN stone 8; end 9 - FIN stone 7

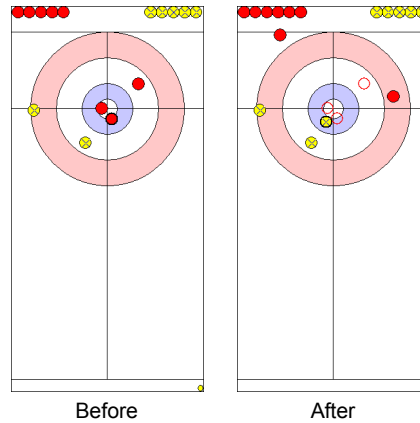
Time remaining: 0 minutes 43 seconds  
Time remaining: 3 minutes 32 seconds (after extra end)

Last Stone Draw: 36.2 cm

Time-out: end 8 - NOR stone 2

### Most Important Shot:

The Norwegian Skip LORENTSEN R made a perfect Double Takeout to score two.



End: 5  
Team: NOR - Norway  
Player: LORENTSEN R  
Stone: Fourth, 2nd stone  
Task: Double Takeout  
Handle: In-turn  
Points: 100%

● FIN  
● NOR

### NOTE

Team position and functions are attached to each team member's name as follows:  
4 = Fourth, 3 = Third, 2 = Second, 1 = Lead, A = Alternate, S = Skip, V = Vice-Skip

### LEGEND

F Female

LSFE (\*) Last stone first end

M Male





MON 10 MAR 2014  
Start Time 9:30

Round Robin Session 5 - Sheet C  
Круговой турнир, сессия 5 - Дорожка C

Game - Shot by Shot  
Матч - бросок за броском





MON 10 MAR 2014  
Start Time 9:30

**Game - Shot by Shot**  
Матч - бросок за броском





MON 10 MAR 2014  
Start Time 9:30

Round Robin Session 5 - Sheet C  
Круговой турнир, сессия 5 - Дорожка C

Game - Shot by Shot  
Матч - бросок за броском

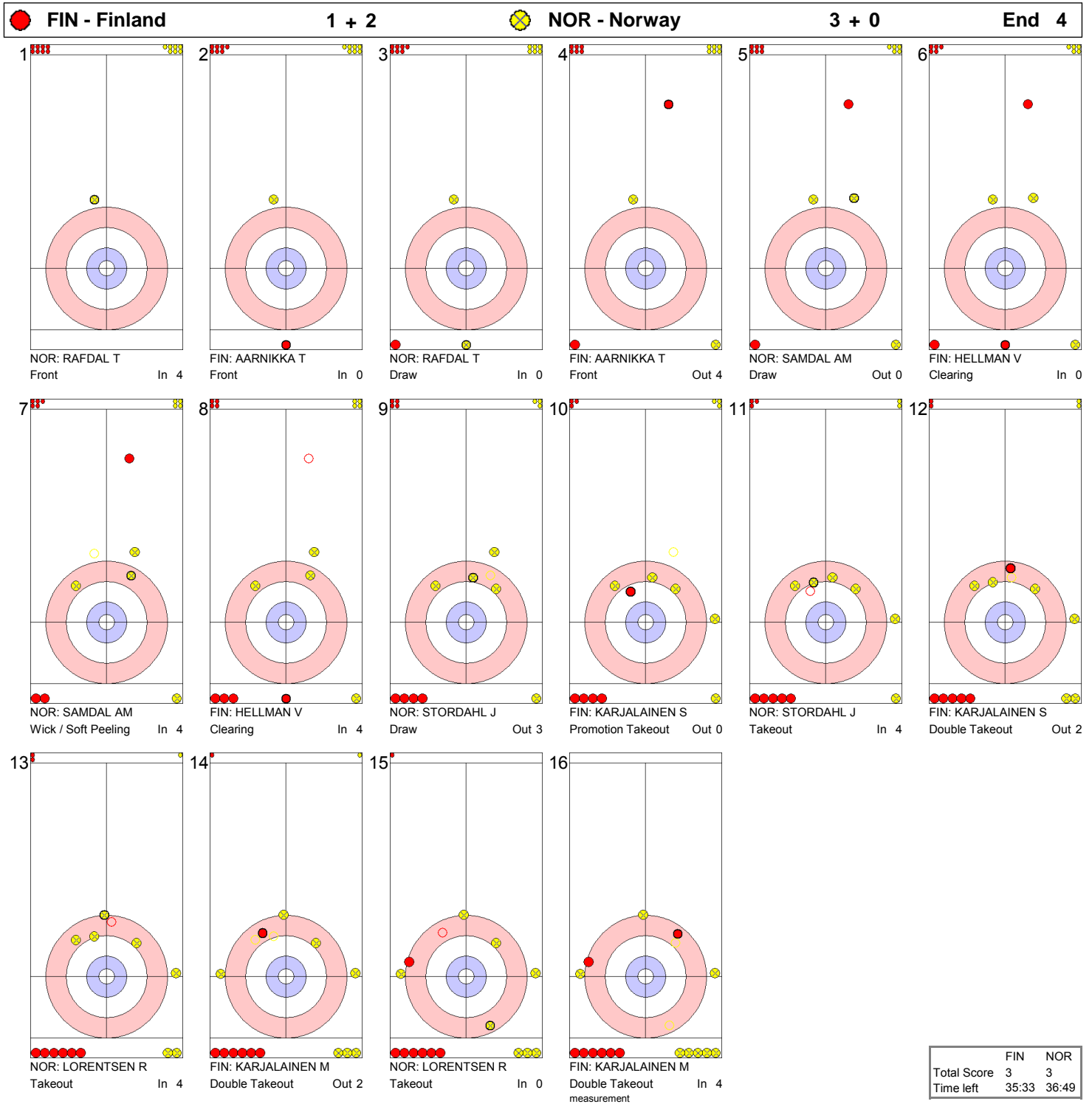




MON 10 MAR 2014  
Start Time 9:30

Round Robin Session 5 - Sheet C  
Круговой турнир, сессия 5 - Дорожка C

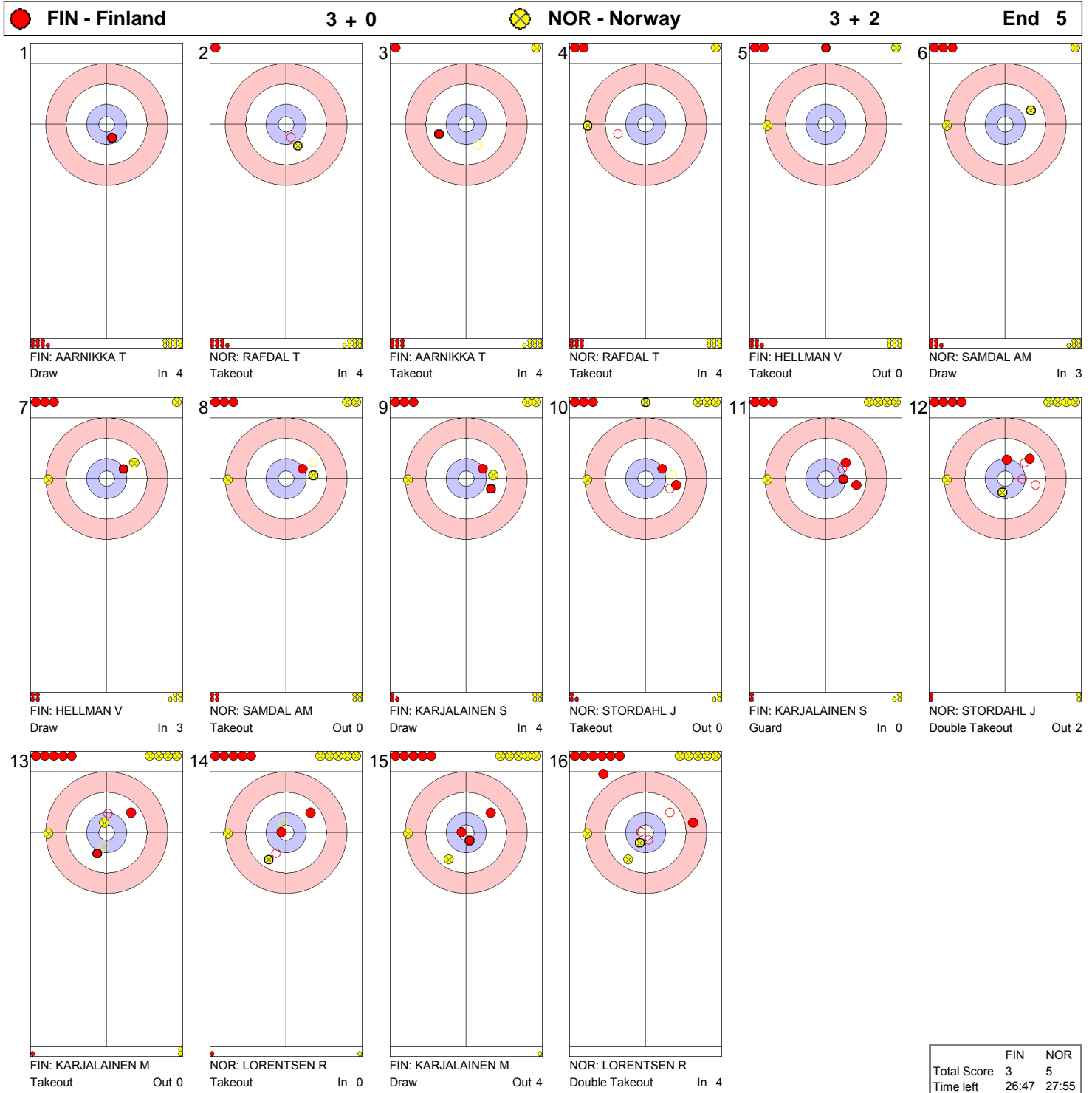
Game - Shot by Shot  
Матч - бросок за броском





MON 10 MAR 2014  
Start Time 9:30

**Game - Shot by Shot**  
Матч - бросок за броском

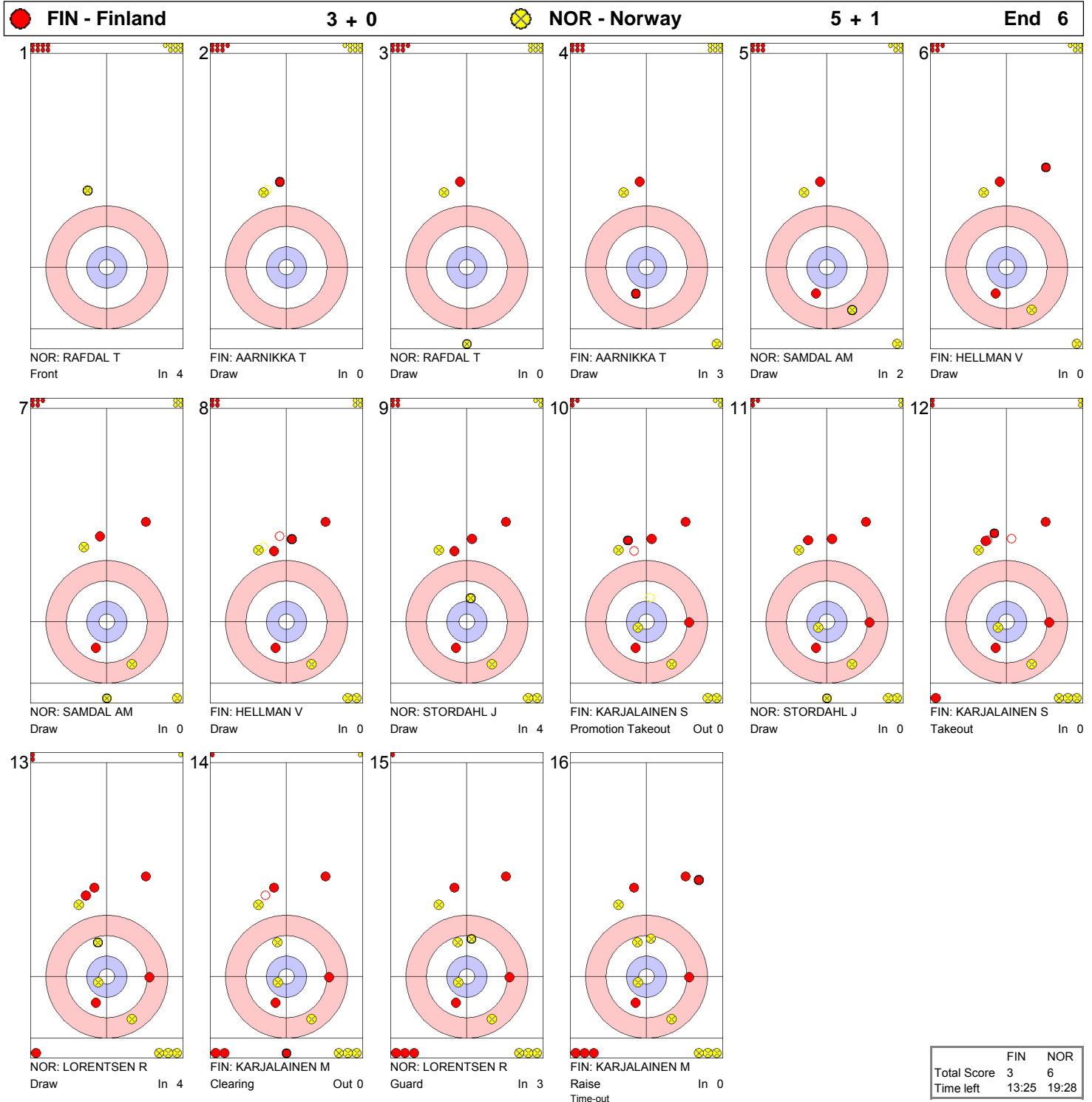




MON 10 MAR 2014  
Start Time 9:30

Round Robin Session 5 - Sheet C  
Круговой турнир, сессия 5 - Дорожка C

Game - Shot by Shot  
Матч - бросок за броском

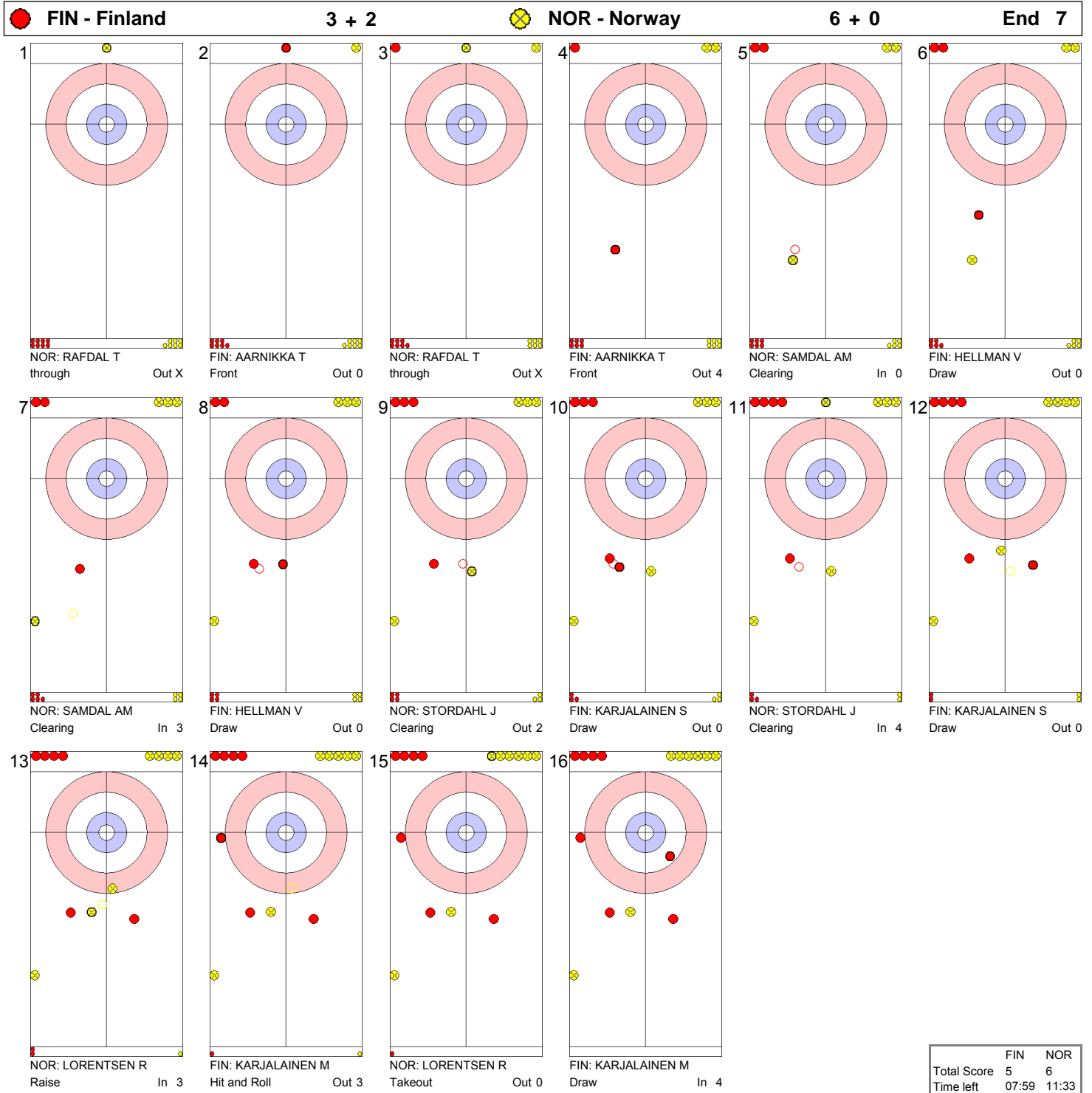




MON 10 MAR 2014  
Start Time 9:30

Round Robin Session 5 - Sheet C  
Круговой турнир, сессия 5 - Дорожка C

Game - Shot by Shot  
Матч - бросок за броском






MON 10 MAR 2014  
Start Time 9:30

**Round Robin Session 5 - Sheet C**  
Круговой турнир, сессия 5 - Дорожка C

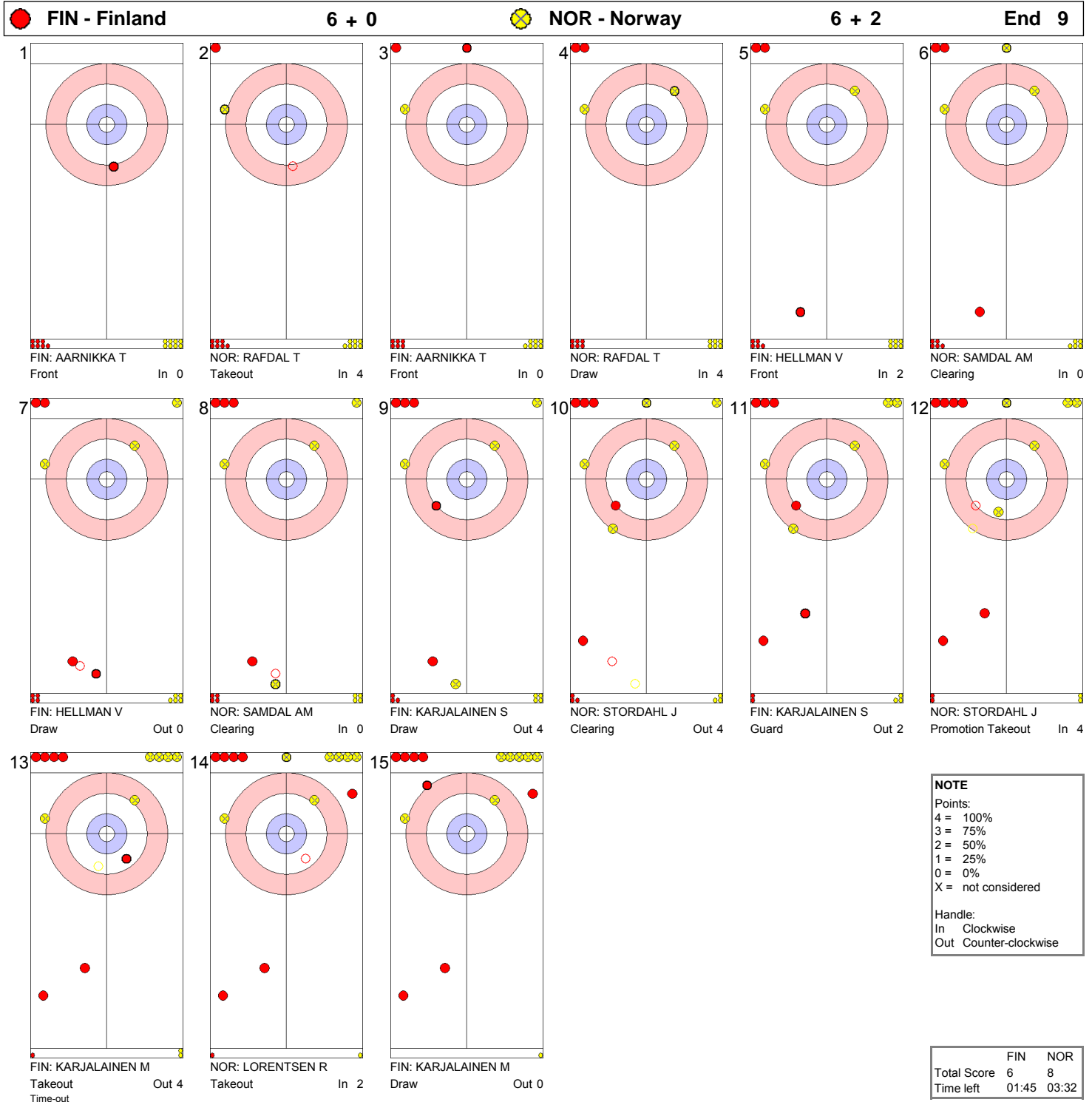
**Game - Shot by Shot**  
Матч - бросок за броском







**Game - Shot by Shot**  
Матч - бросок за броском





MON 10 MAR 2014  
Start Time 9:30

Round Robin Session 5 - Sheet D  
Круговой турнир, сессия 5 - Дорожка D

## Game Results

Результаты матча

Sheet	Game	Team	LSFE	1	2	3	4	5	6	7	8	Extra Ends	Total
D	4	CHN - People's Republic of China		2	2	0	3	1	0	0	X		8
	4	SWE - Sweden	*	0	0	1	0	0	2	1	X		4

CHN - People's Republic of China		Game	All
4 S	WANG Haitao	M	66 % 57 %
3 V	ZHANG Qiang	M	78 % 48 %
2	LIU Wei	M	66 % 64 %
1	XU Guangqin	F	61 % 53 %
A	HE Jun	M	- % - %
Team Total			68 % 56 %

SWE - Sweden		Game	All
4 S	JUNGNELL Jalle	M	45 % 38 %
3 V	IKONEN Glenn	M	38 % 37 %
2	KALLIN Patrik	M	60 % 64 %
1	ULANDER Kicki	F	45 % 54 %
A	REPPE Zandra	F	75 % 75 %
Team Total			49 % 49 %

Time remaining: 8 minutes 18 seconds

Last Stone Draw: 185.4 cm (out)

Time-out: end 7 - CHN stone 6

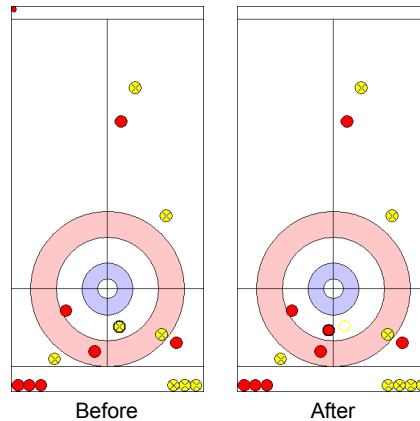
Time remaining: 6 minutes 33 seconds

Last Stone Draw: 86.1 cm

REPPE Z replaced IKONEN G at the beginning of end 7  
Revised line-up: (4 V) KALLIN P, (3 S) JUNGNELL J, (2) ULANDER K, (1) REPPE Z

### Most Important Shot:

The Chinese Skip WANG H executed a very precise Takeout around a guard to score three points and take a clear lead in the game.



End: 4  
Team: CHN - China  
Player: WANG H  
Stone: Fourth, 2nd stone  
Task: Takeout  
Handle: Out-turn  
Points: 100%

● CHN  
● SWE

### NOTE

Team position and functions are attached to each team member's name as follows:  
4 = Fourth, 3 = Third, 2 = Second, 1 = Lead, A = Alternate, S = Skip, V = Vice-Skip

### LEGEND

F Female

LSFE (\*) Last stone first end

M Male

X Unplayed/unfinished end due to concession



MON 10 MAR 2014  
Start Time 9:30

Round Robin Session 5 - Sheet D  
Круговой турнир, сессия 5 - Дорожка D

Game - Shot by Shot  
Матч - бросок за броском

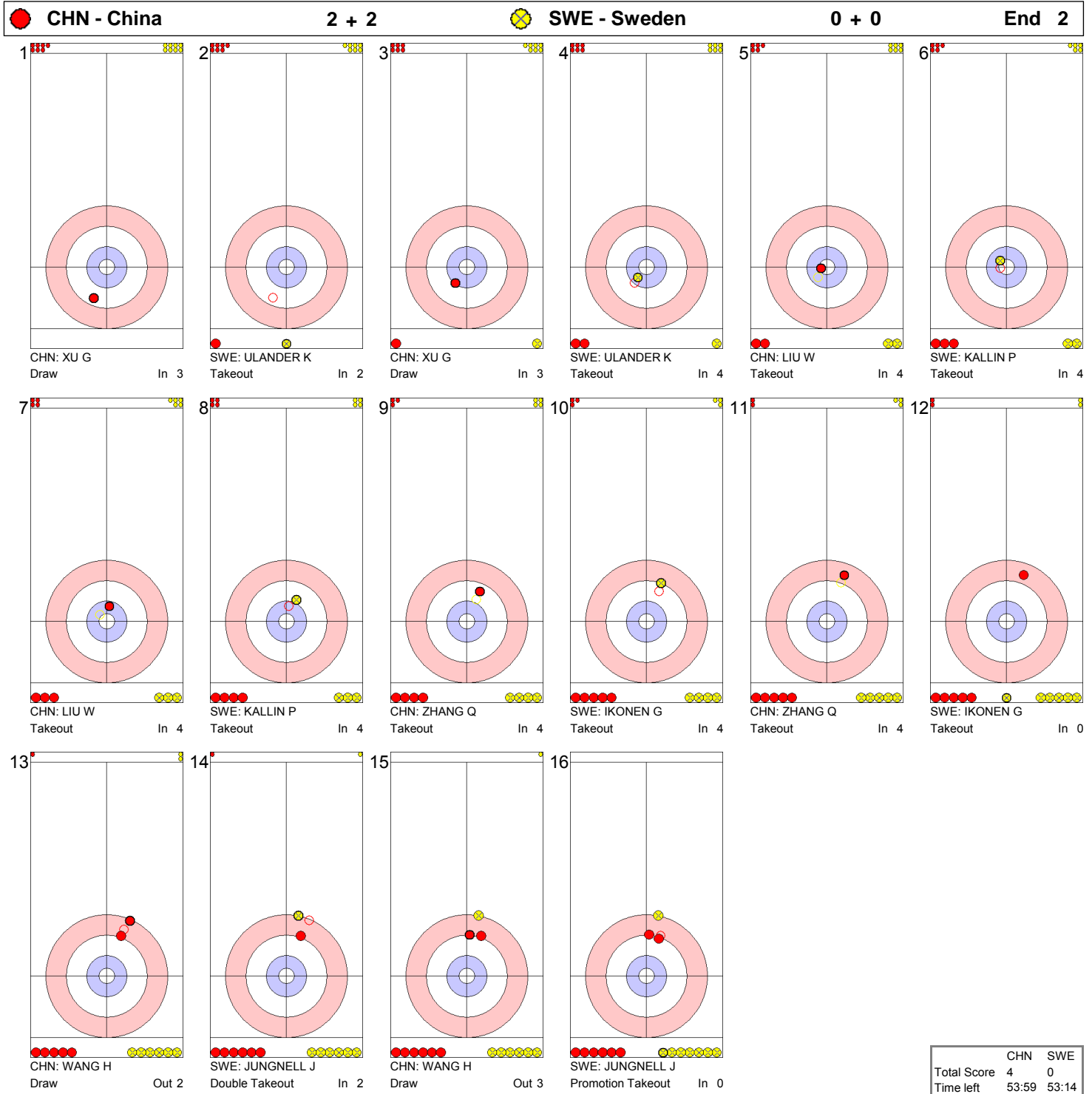


	CHN	SWE
Total Score	2	0
Time left	60:54	59:23



MON 10 MAR 2014  
Start Time 9:30

Game - Shot by Shot  
Матч - бросок за броском

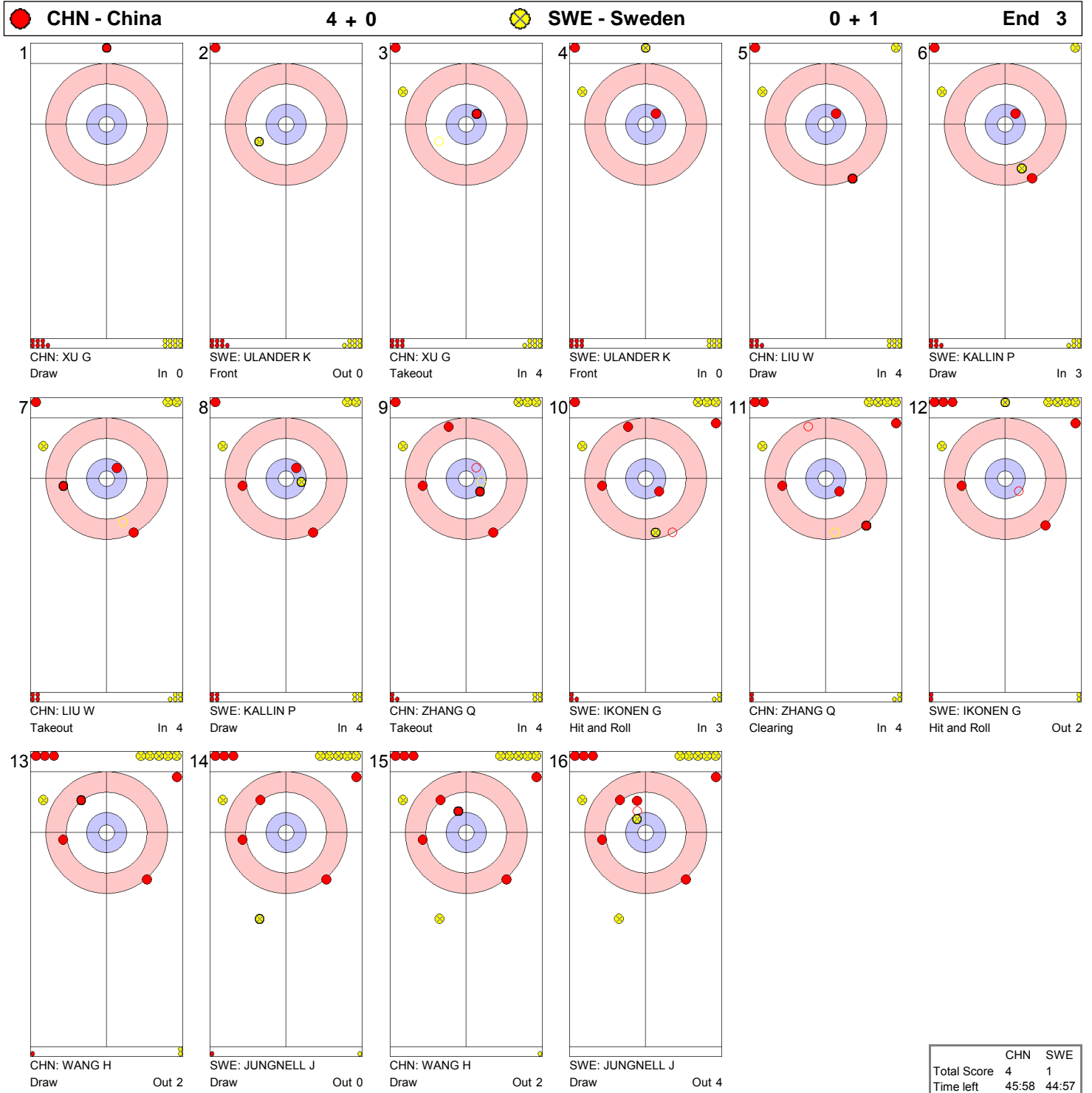




MON 10 MAR 2014  
Start Time 9:30

**Round Robin Session 5 - Sheet D**  
Круговой турнир, сессия 5 - Дорожка D

**Game - Shot by Shot**  
Матч - бросок за броском





**Game - Shot by Shot**  
Матч - бросок за броском

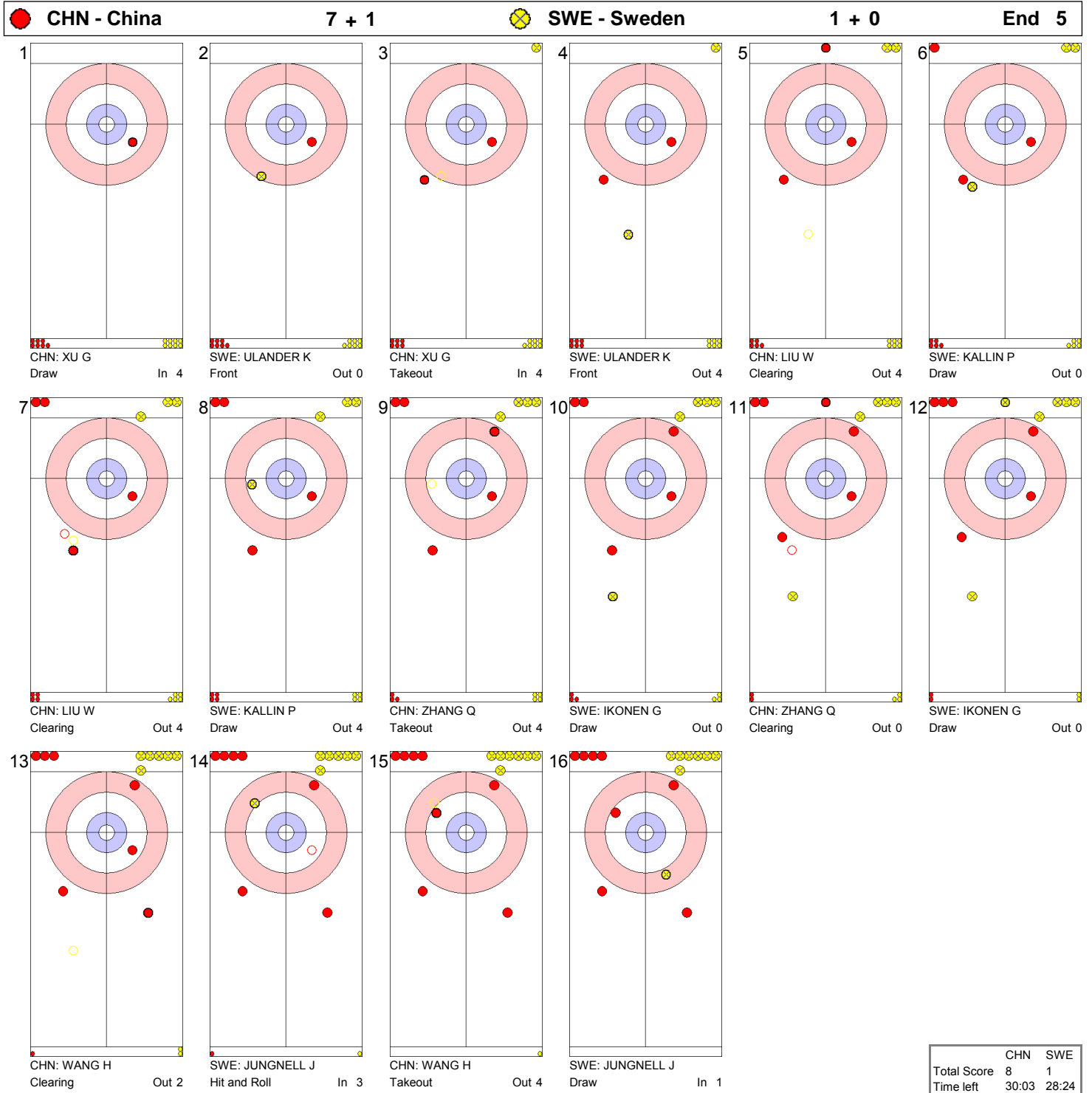




MON 10 MAR 2014  
Start Time 9:30

**Round Robin Session 5 - Sheet D**  
Круговой турнир, сессия 5 - Дорожка D

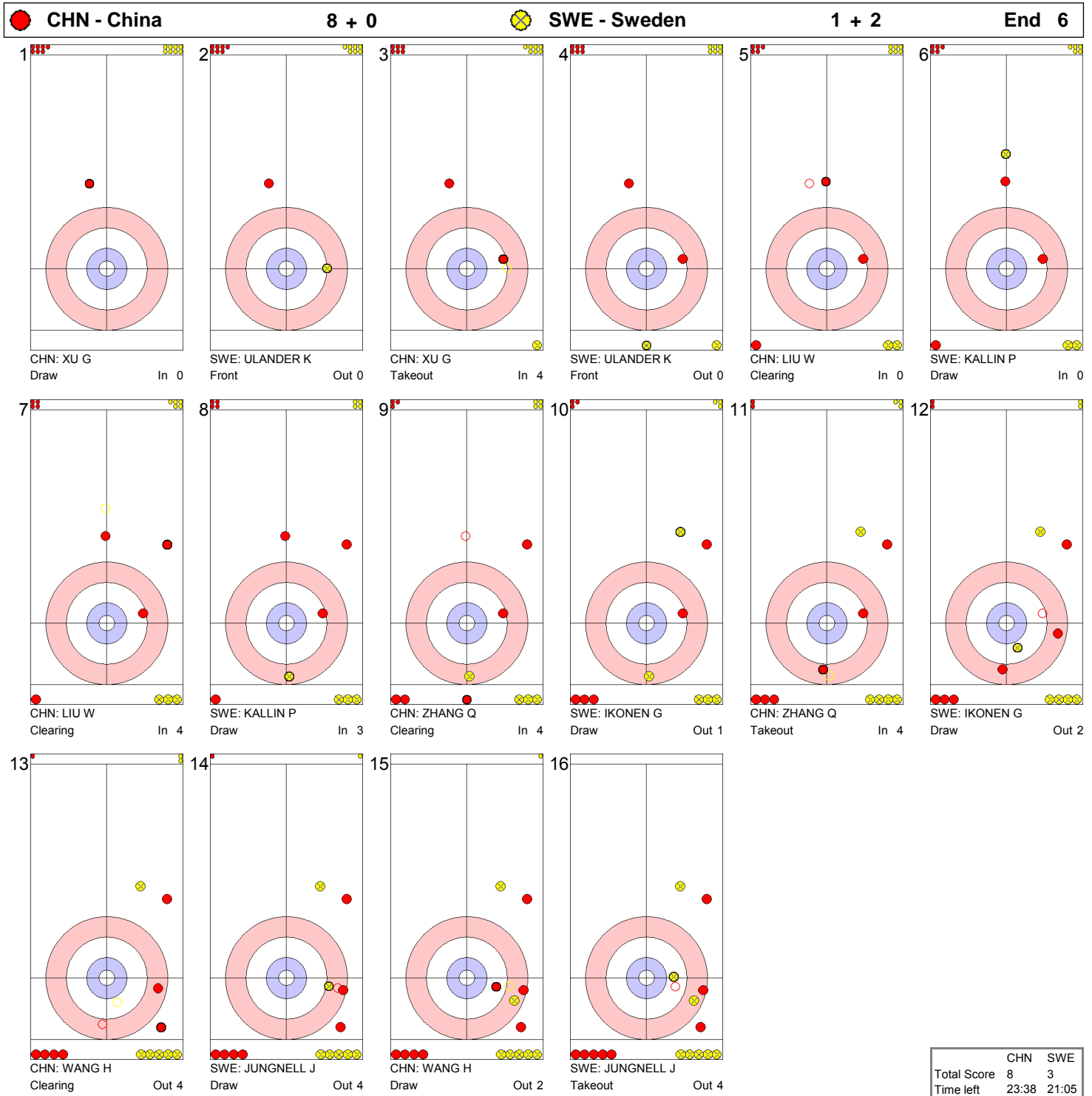
**Game - Shot by Shot**  
Матч - бросок за броском





MON 10 MAR 2014  
Start Time 9:30

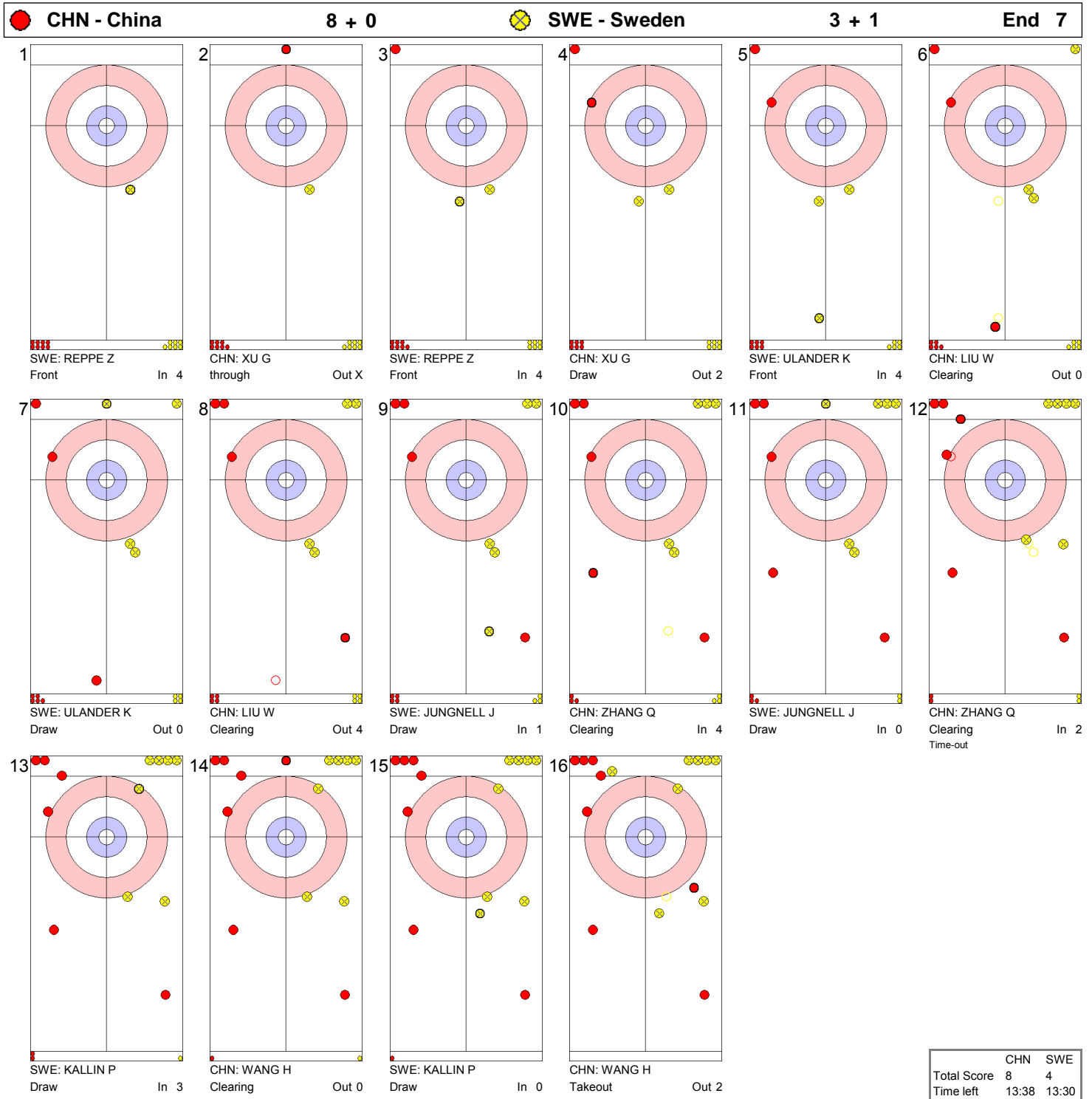
Game - Shot by Shot  
Матч - бросок за броском







Game - Shot by Shot  
Матч - бросок за броском





MON 10 MAR 2014  
Start Time 9:30

**Game - Shot by Shot**  
Матч - бросок за броском





SUN 9 MAR 2014  
Start Time 15:30

## Session Results and Standings

Результаты сессии и текущее положение команд

Sheet	Game	Team	LSFE	1	2	3	4	5	6	7	8	Extra Ends	Total
A	3	CAN - Canada		1	0	1	1	2	0	1	1		7
	3	SWE - Sweden	*	0	2	0	0	0	2	0	0		4
B	3	FIN - Finland		2	0	1	0	1	2	0	0		6
	3	SVK - Slovakia	*	0	1	0	2	0	0	4	2		9
D	3	GBR - Great Britain		1	1	1	0	0	0	5	X		8
	3	KOR - Republic of Korea	*	0	0	0	2	1	1	0	X		4

## Standings after Round Robin Session 4

Rank	Team	Games	Wins	Losses
1	CAN - Canada	3	3	0
1	SVK - Slovakia	3	3	0
3	GBR - Great Britain	3	2	1
3	RUS - Russian Federation	3	2	1
5	CHN - People's Republic of China	3	1	2
5	KOR - Republic of Korea	3	1	2
5	NOR - Norway	3	1	2
5	SWE - Sweden	3	1	2
5	USA - United States of America	3	1	2
10	FIN - Finland	3	0	3

### LEGEND

LSFE (\*) Last stone first end

X Unplayed/unfinished end due to concession



SUN 9 MAR 2014  
Start Time 15:30

Round Robin Session 4 - Sheet A  
Круговой турнир, сессия 4 - Дорожка А

## Game Results

Результаты матча

Sheet	Game	Team	LSFE	1	2	3	4	5	6	7	8	Extra Ends	Total
A	3	CAN - Canada		1	0	1	1	2	0	1	1		7
	3	SWE - Sweden	*	0	2	0	0	0	2	0	0		4

CAN - Canada		Game	All
4 S	ARMSTRONG Jim	M	41% 48%
3 V	FORREST Ina	F	56% 60%
2	THIESSEN Dennis	M	47% 50%
1	GAUDET Sonja	F	64% 60%
A	IDESON Mark	M	- % 31%
Team Total			52% 52%

SWE - Sweden		Game	All
4 S	JUNGNELL Jalle	M	33% 36%
3 V	IKONEN Glenn	M	36% 36%
2	KALLIN Patrik	M	70% 66%
1	ULANDER Kicki	F	55% 57%
A	REPPE Zandra	F	- % - %
Team Total			48% 49%

Time remaining: 3 minutes 51 seconds

Last Stone Draw: 185.4 cm (out)

Time-out: end 8 - CAN stone 7

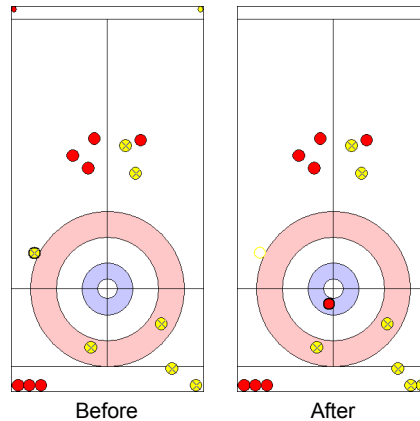
Time remaining: 0 minutes 0 seconds

Last Stone Draw: 121.6 cm

Time-out: end 8 - SWE stone 7

### Most Important Shot:

The Canadian Skip ARMSTRONG J made a difficult Hit and Roll with his last stone facing three Swedish stones. He rolled to the four foot setting up a steal of one in this end. This was a turnaround in this game for Team Canada.



End: 4  
Team: CAN - Canada  
Player: ARMSTRONG J  
Stone: Fourth, 2nd stone  
Task: Hit and Roll  
Handle: Out-turn  
Points: 100%

● CAN  
● SWE

### NOTE

Team position and functions are attached to each team member's name as follows:  
4 = Fourth, 3 = Third, 2 = Second, 1 = Lead, A = Alternate, S = Skip, V = Vice-Skip

### LEGEND

F Female

LSFE (\*) Last stone first end

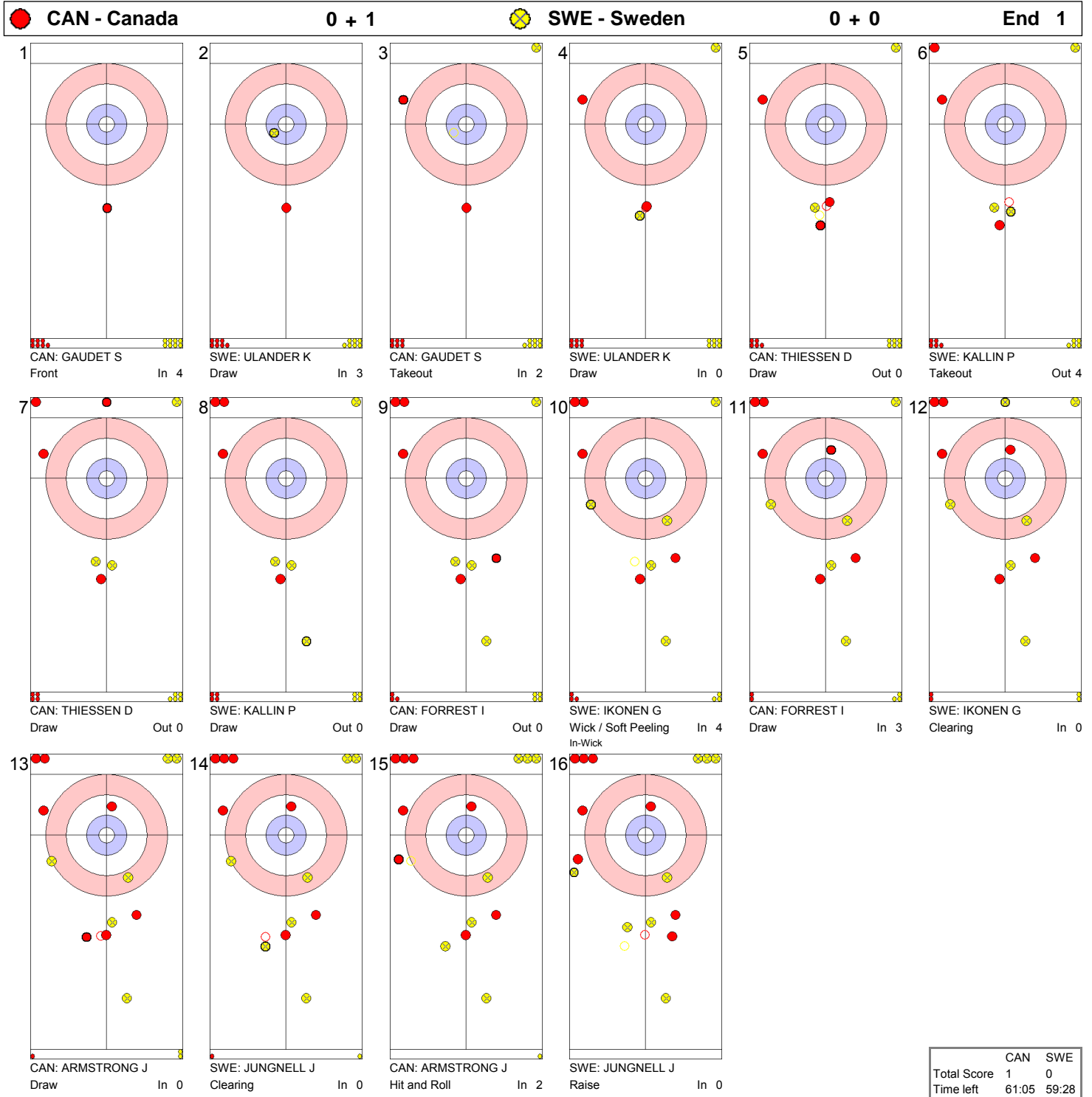
M Male



SUN 9 MAR 2014  
Start Time 15:30

Round Robin Session 4 - Sheet A  
Круговой турнир, сессия 4 - Дорожка А

Game - Shot by Shot  
Матч - бросок за броском

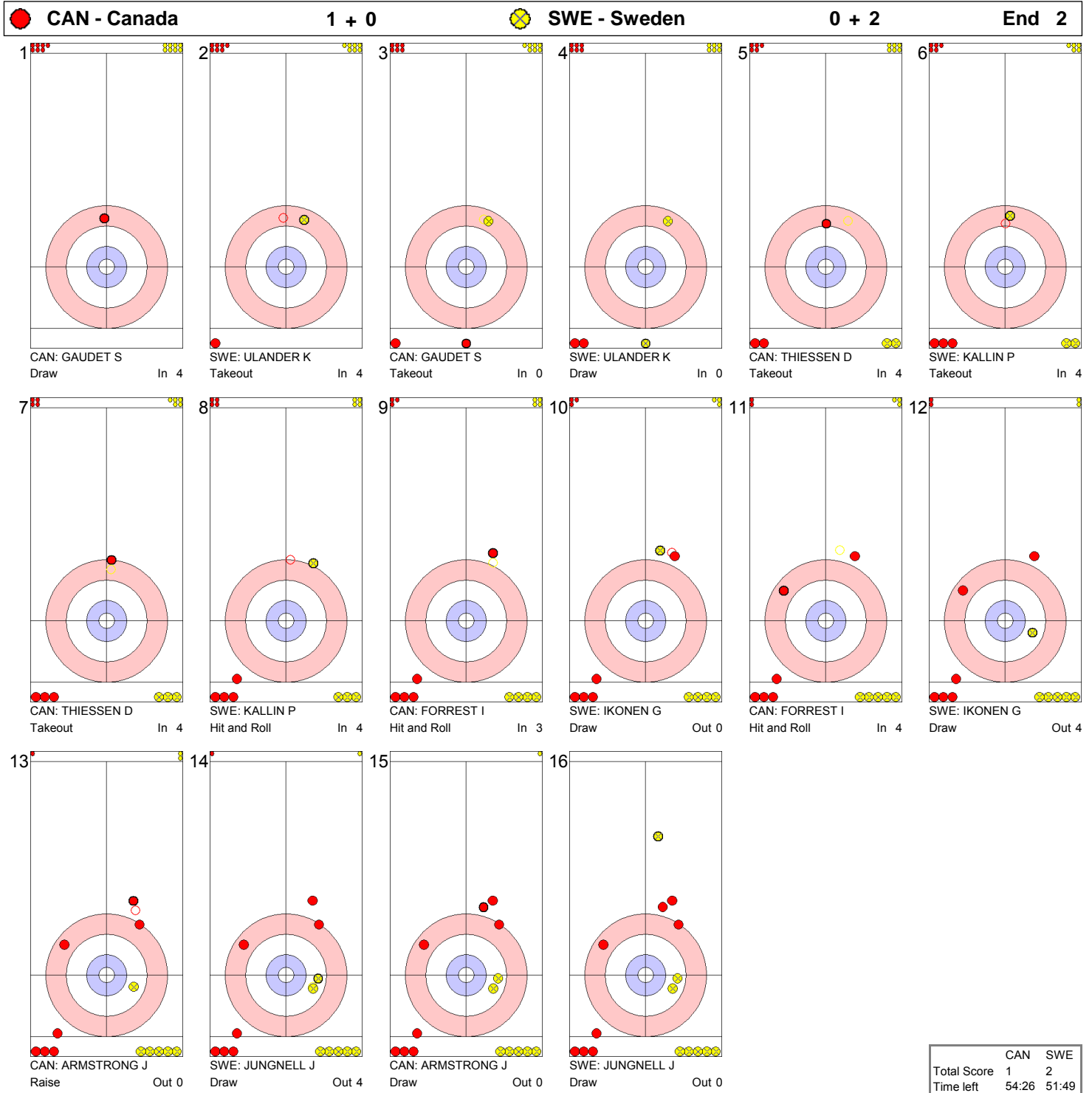




SUN 9 MAR 2014  
Start Time 15:30

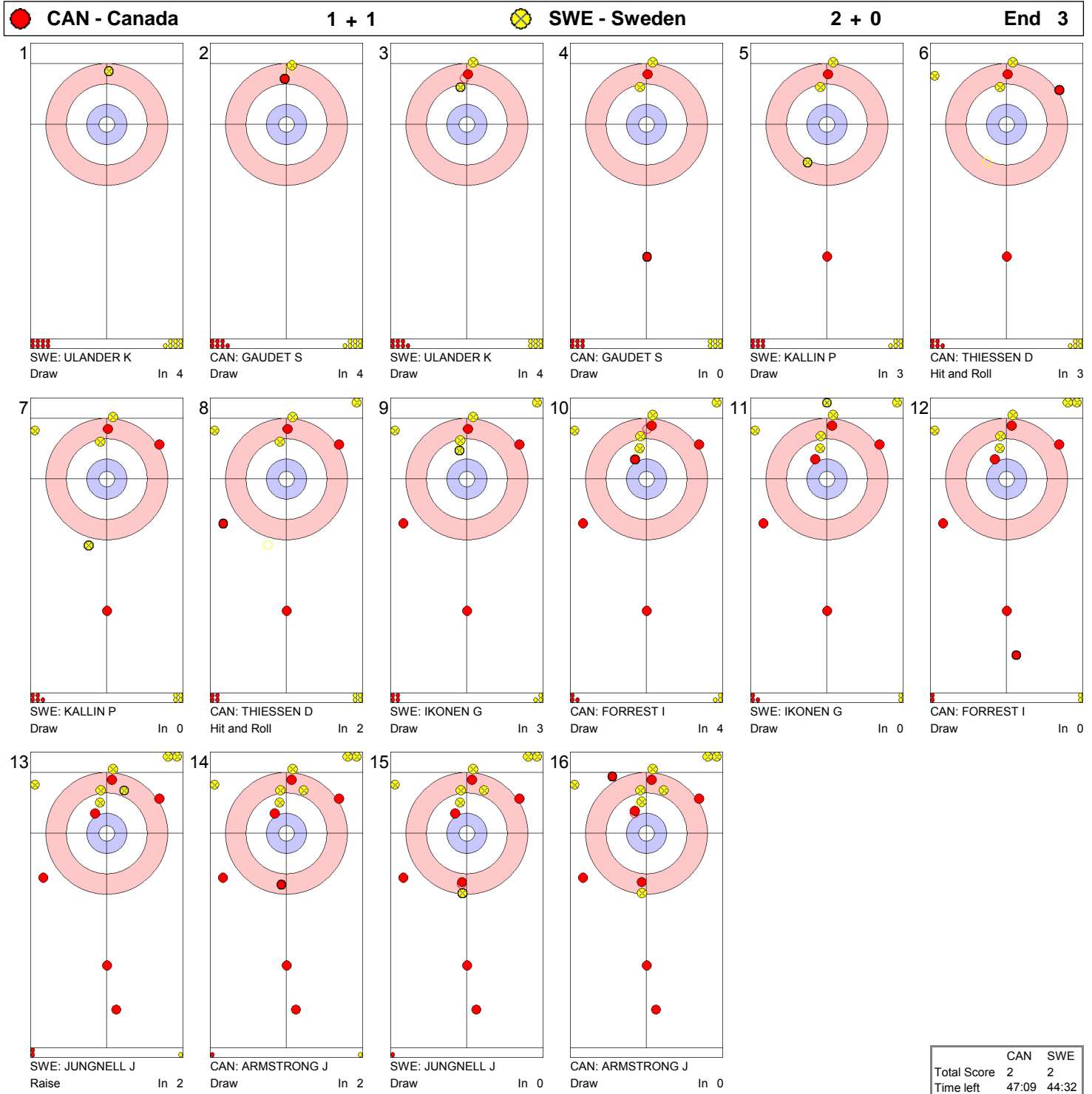
Round Robin Session 4 - Sheet A  
Круговой турнир, сессия 4 - Дорожка А

Game - Shot by Shot  
Матч - бросок за броском





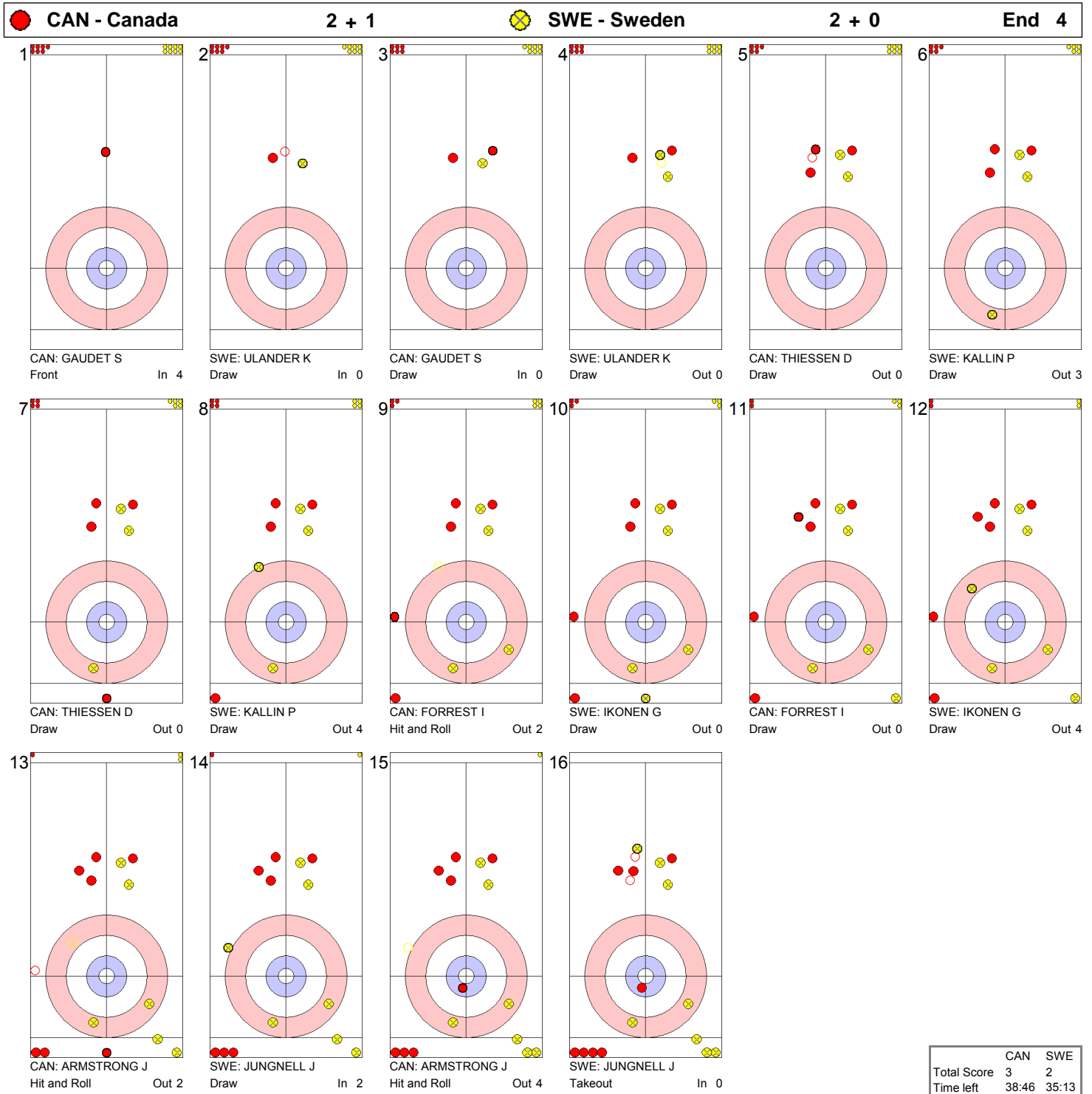
**Game - Shot by Shot**  
Матч - бросок за броском





SUN 9 MAR 2014  
Start Time 15:30

**Game - Shot by Shot**  
Матч - бросок за броском



	CAN	SWE
Total Score	3	2
Time left	38:46	35:13

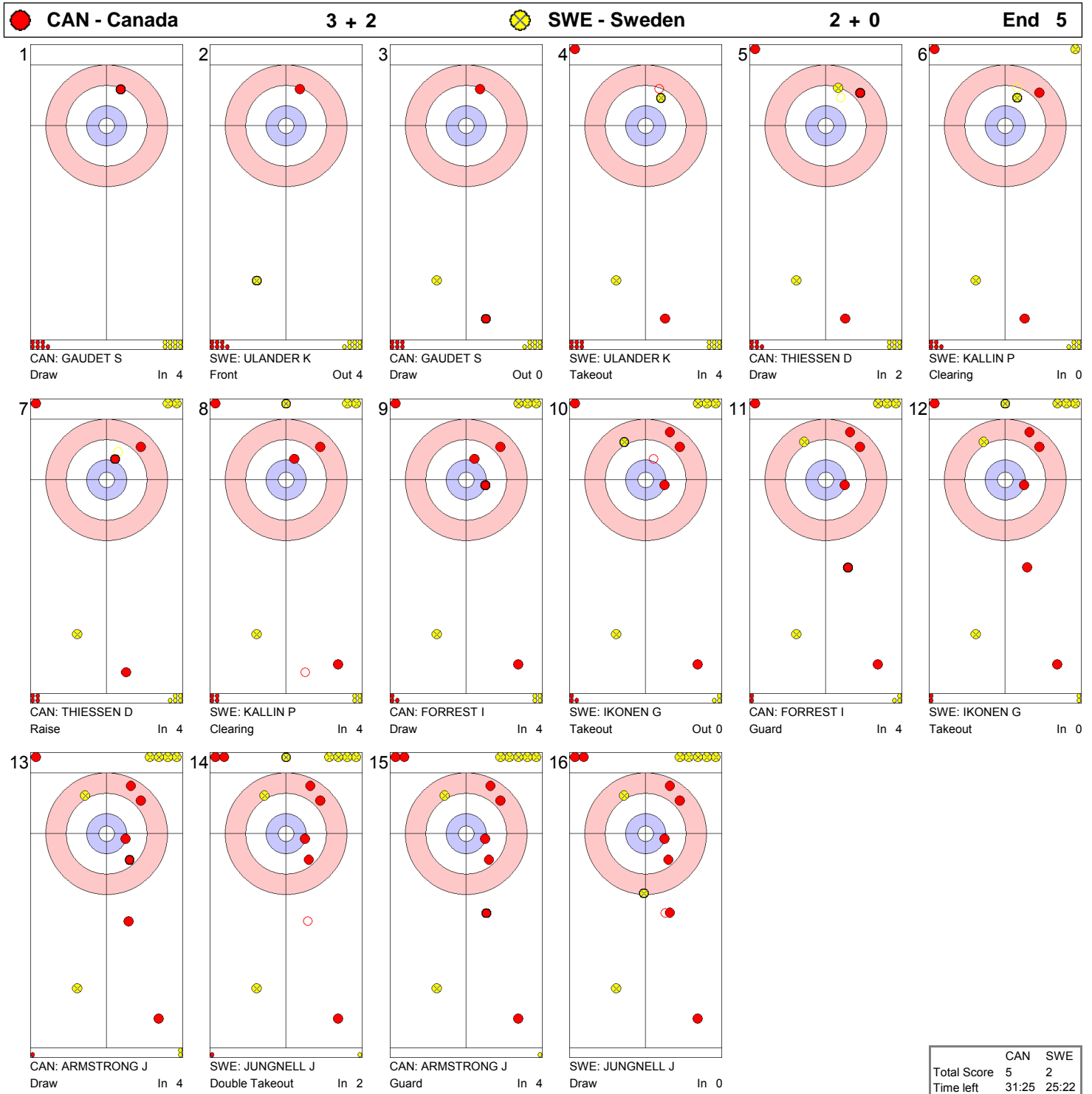




SUN 9 MAR 2014  
Start Time 15:30

Round Robin Session 4 - Sheet A  
Круговой турнир, сессия 4 - Дорожка А

Game - Shot by Shot  
Матч - бросок за броском

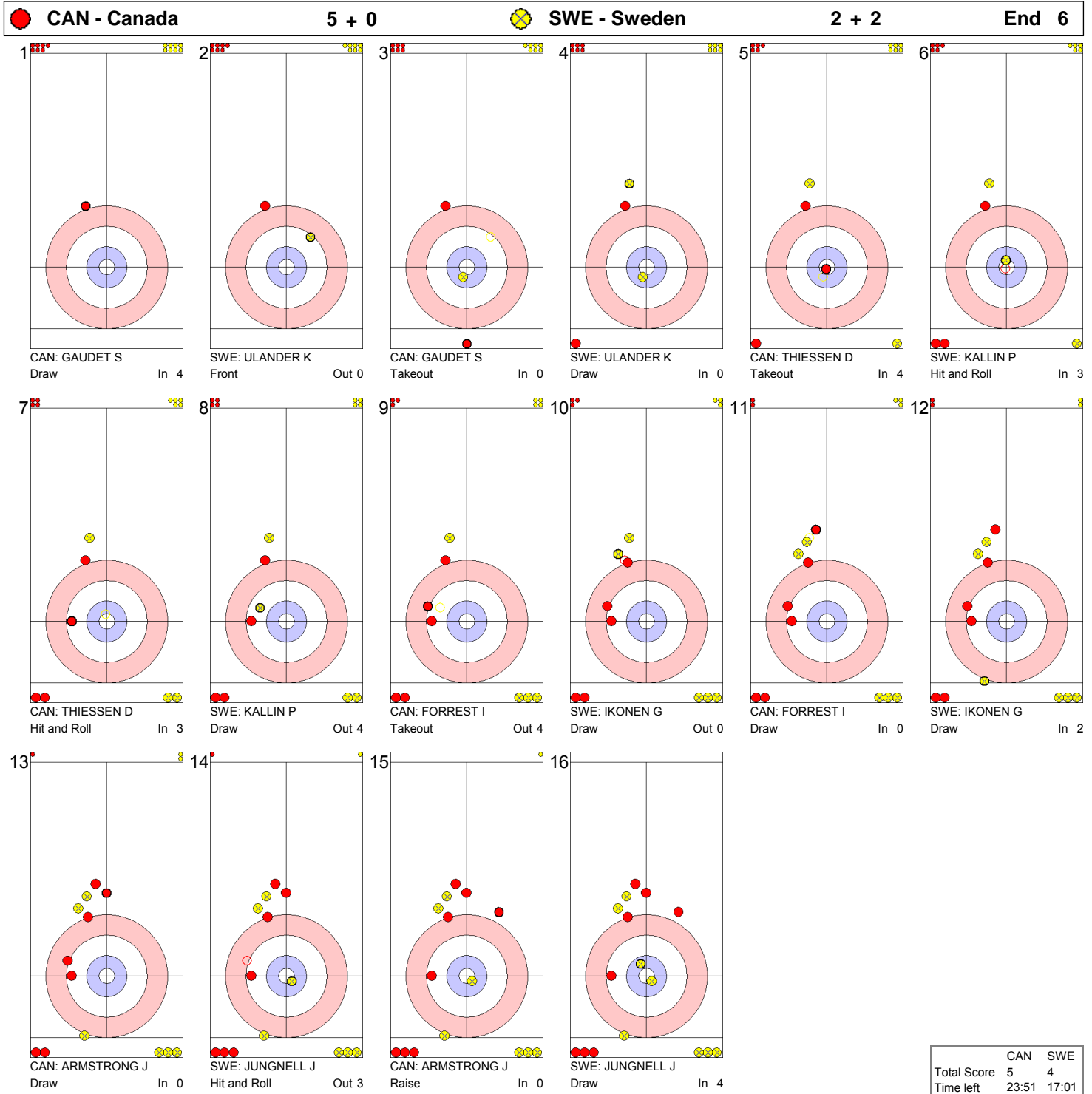




SUN 9 MAR 2014  
Start Time 15:30

Round Robin Session 4 - Sheet A  
Круговой турнир, сессия 4 - Дорожка А

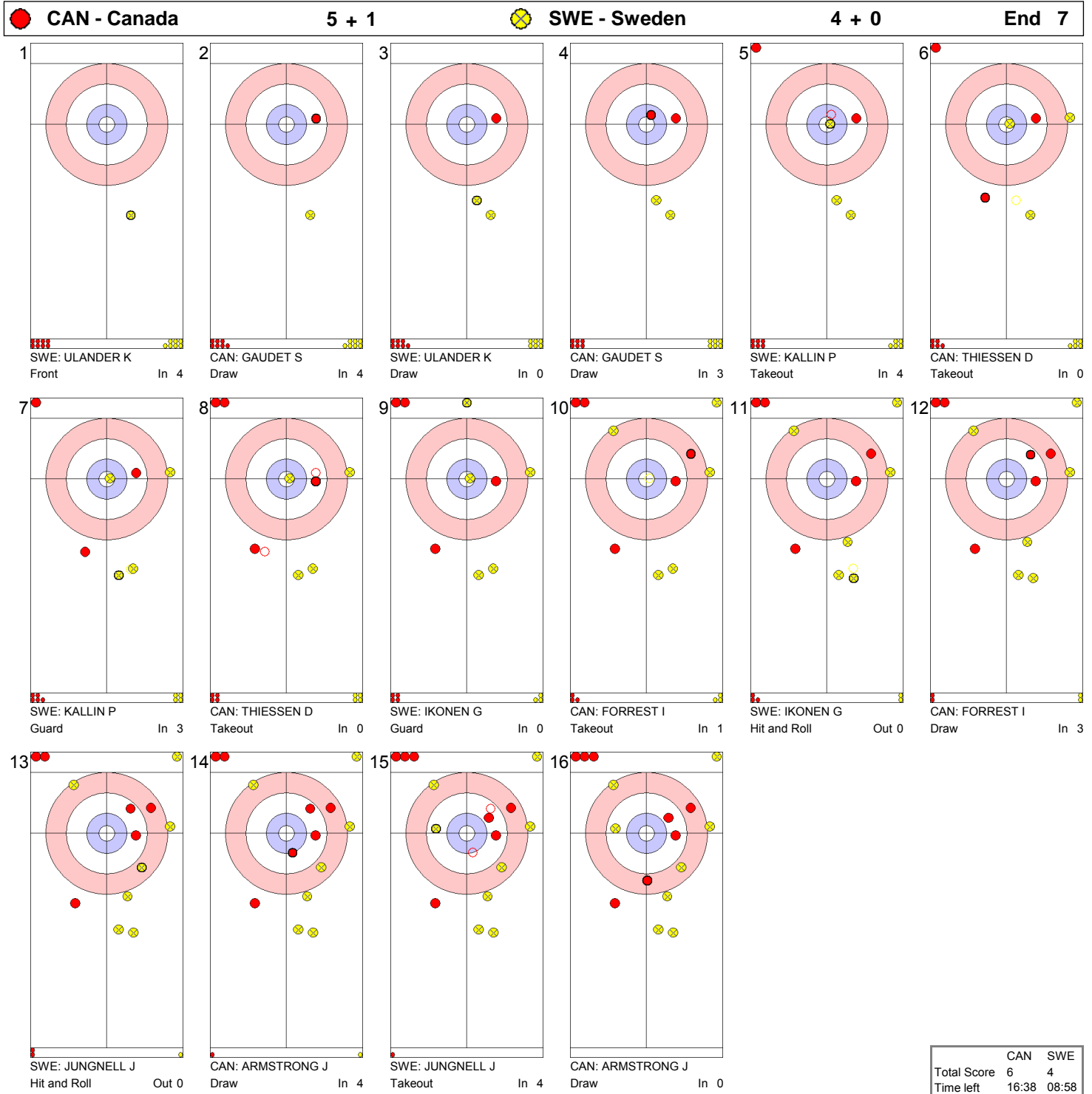
Game - Shot by Shot  
Матч - бросок за броском





SUN 9 MAR 2014  
Start Time 15:30

**Game - Shot by Shot**  
Матч - бросок за броском





**Game - Shot by Shot**  
Матч - бросок за броском





SUN 9 MAR 2014  
Start Time 15:30

Round Robin Session 4 - Sheet B  
Круговой турнир, сессия 4 - Дорожка B

## Game Results

Результаты матча

Sheet	Game	Team	LSFE	1	2	3	4	5	6	7	8	Extra Ends	Total
B	3	FIN - Finland		2	0	1	0	1	2	0	0		6
	3	SVK - Slovakia	*	0	1	0	2	0	0	4	2		9

FIN - Finland		Game	All
4 S	KARJALAINEN Markku	M	41% 45%
3 V	KARJALAINEN Sari	F	38% 38%
2	HELLMAN Vesa	M	47% 39%
1	AARNIKKA Tuomo	M	63% 55%
A	MOJTAHEDI Mina	F	- % - %
Team Total			47% 44%

SVK - Slovakia		Game	All
4 S	DURIS Radoslav	M	57% 51%
3 V	JAKUBEC Branislav	M	41% 57%
2	PITONAK Dusan	M	48% 49%
1	KANOVA Alena	F	53% 48%
A	KUNKELOVA Monika	F	- % 17%
Team Total			50% 49%

Time remaining: 5 minutes 46 seconds

Last Stone Draw: 185.4 cm (out)

Time-out: end 7 - FIN stone 6

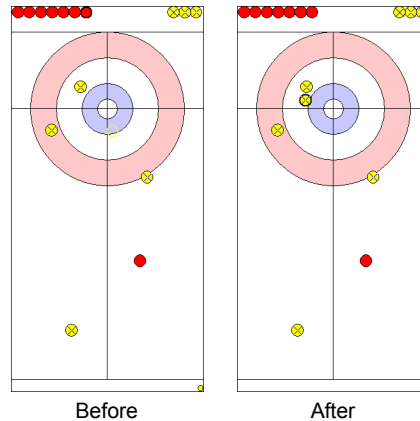
Time remaining: 13 minutes 48 seconds

Last Stone Draw: 35.5 cm

Time-out: end 7 - SVK stone 7

### Most Important Shot:

The Slovakian Skip DURIS R made a nice Draw to score four after several misses by the Finnish team. This was the turning point in this game.



End: 7  
Team: SVK - Slovakia  
Player: DURIS R  
Stone: Fourth, 2nd stone  
Task: Draw  
Handle: Out-turn  
Points: 100%

● FIN  
● SVK

### NOTE

Team position and functions are attached to each team member's name as follows:  
4 = Fourth, 3 = Third, 2 = Second, 1 = Lead, A = Alternate, S = Skip, V = Vice-Skip

### LEGEND

F Female

LSFE (\*) Last stone first end

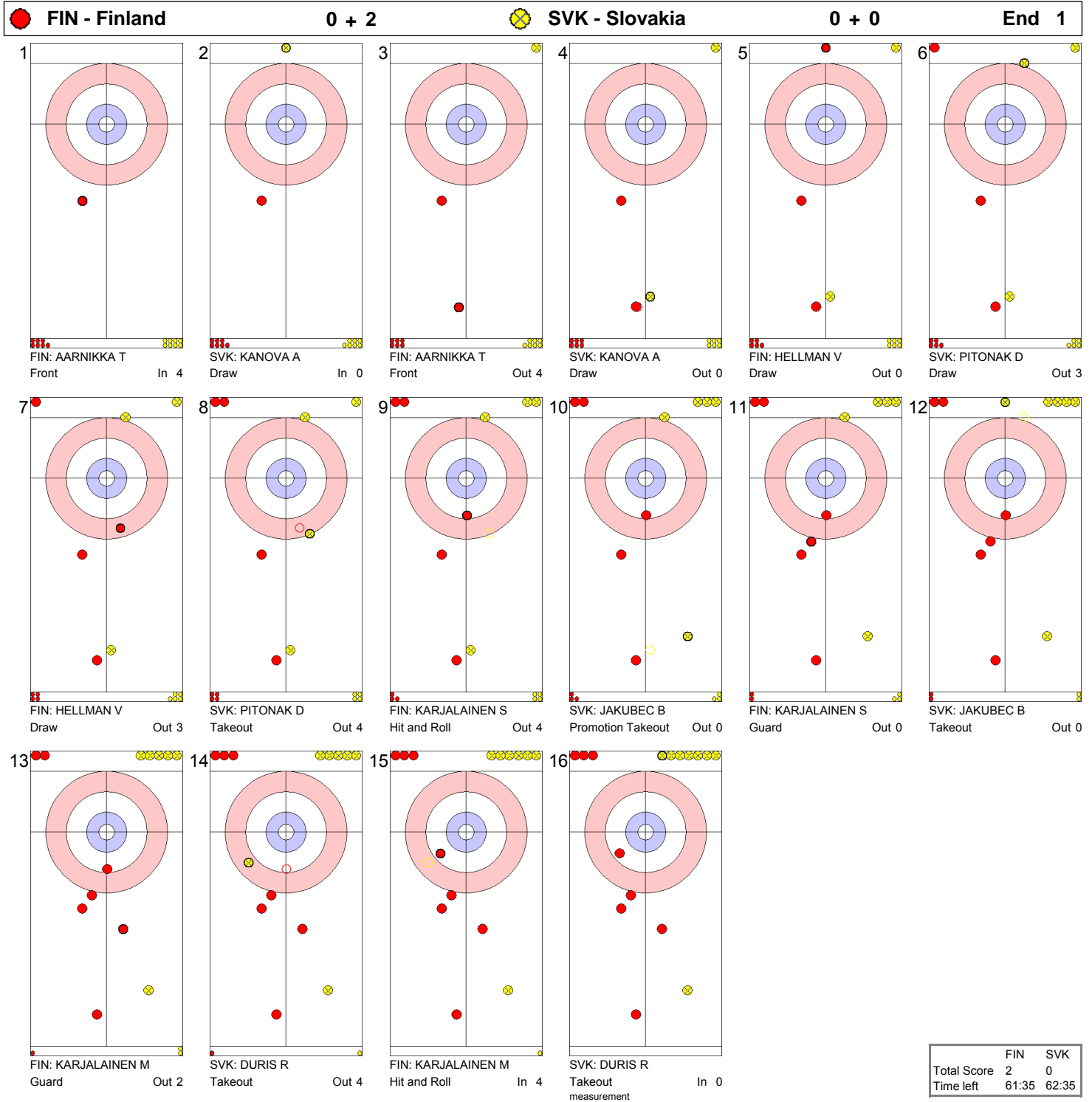
M Male



SUN 9 MAR 2014  
Start Time 15:30

Round Robin Session 4 - Sheet B  
Круговой турнир, сессия 4 - Дорожка B

Game - Shot by Shot  
Матч - бросок за броском

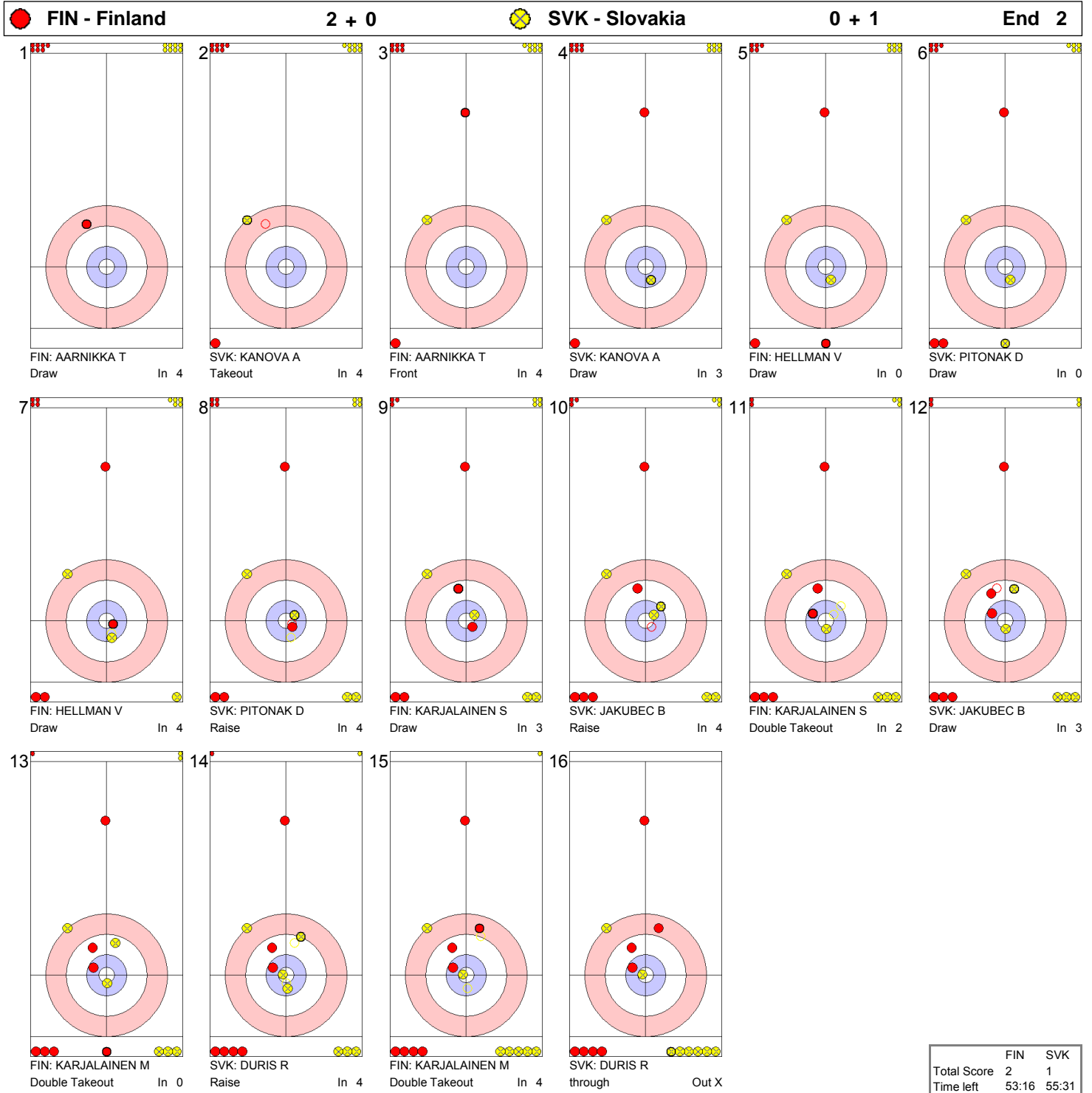




SUN 9 MAR 2014  
Start Time 15:30

Round Robin Session 4 - Sheet B  
Круговой турнир, сессия 4 - Дорожка B

Game - Shot by Shot  
Матч - бросок за броском





SUN 9 MAR 2014  
Start Time 15:30

Round Robin Session 4 - Sheet B  
Круговой турнир, сессия 4 - Дорожка B

Game - Shot by Shot  
Матч - бросок за броском








SUN 9 MAR 2014  
Start Time 15:30

Round Robin Session 4 - Sheet B  
Круговой турнир, сессия 4 - Дорожка B

Game - Shot by Shot  
Матч - бросок за броском





SUN 9 MAR 2014  
Start Time 15:30

Round Robin Session 4 - Sheet B  
Круговой турнир, сессия 4 - Дорожка B

Game - Shot by Shot  
Матч - бросок за броском



	FIN	SVK
Total Score	4	3
Time left	31:44	35:36



SUN 9 MAR 2014  
Start Time 15:30

**Round Robin Session 4 - Sheet B**  
Круговой турнир, сессия 4 - Дорожка B

**Game - Shot by Shot**  
Матч - бросок за броском





SUN 9 MAR 2014  
Start Time 15:30

Round Robin Session 4 - Sheet B  
Круговой турнир, сессия 4 - Дорожка B

Game - Shot by Shot  
Матч - бросок за броском



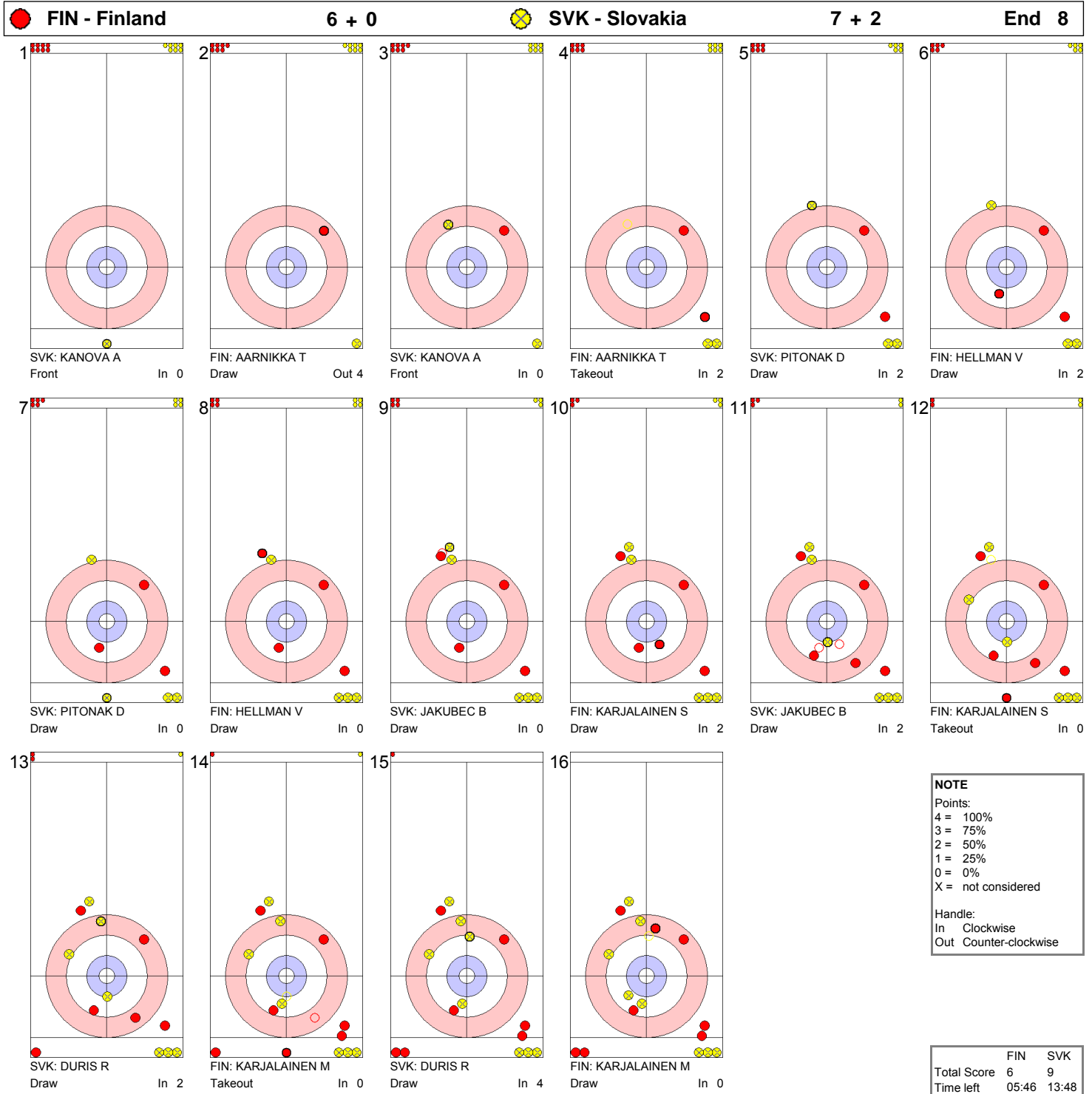
	FIN	SVK
Total Score	6	7
Time left	15:34	20:30



SUN 9 MAR 2014  
Start Time 15:30

Round Robin Session 4 - Sheet B  
Круговой турнир, сессия 4 - Дорожка B

Game - Shot by Shot  
Матч - бросок за броском





## Game Results

Результаты матча

Sheet	Game	Team	LSFE	1	2	3	4	5	6	7	8	Extra Ends	Total
D	3	GBR - Great Britain		1	1	1	0	0	0	5	X		8
	3	KOR - Republic of Korea	*	0	0	0	2	1	1	0	X		4

GBR - Great Britain		Game	All
4 S	NEILSON Aileen	F	46 % 37 %
3 V	EWAN Gregor	M	66 % 52 %
2	McPHERSON Bob	M	53 % 46 %
1	GAULT Jim	M	63 % 64 %
A	MALONE Angie	F	- % - %
Team Total			57 % 50 %

Time remaining: 5 minutes 7 seconds

Last Stone Draw: 185.4 cm (out)

Time-out: end 7 - GBR stone 3

KOR - Republic of Korea		Game	All
4 S	KIM Myung-Jin	M	46 % 37 %
3 V	KIM Jong-Pan	M	60 % 51 %
2	SEO Soon-Seok	M	58 % 59 %
1	KANG Mi-Suk	F	48 % 55 %
A	YUN Hee Kyeong	F	- % - %
Team Total			53 % 51 %

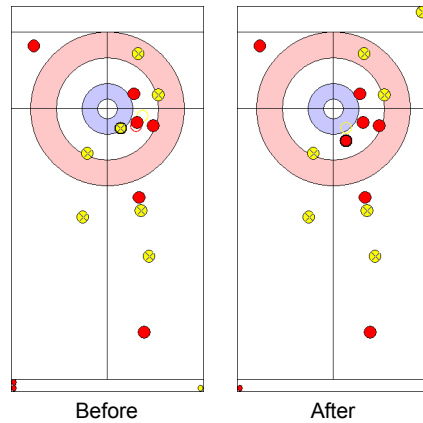
Time remaining: 6 minutes 15 seconds

Last Stone Draw: 69.7 cm

Time-out: end 5 - KOR stone 5

### Most Important Shot:

The British Skip NEILSON A executed a precise Takeout through a port to clear a Korean stone past several British stones to set up an eventual score of five points to take command of the game.



End: 7  
Team: GBR - Great Britain  
Player: NEILSON A  
Stone: Fourth, 1st stone  
Task: Takeout  
Handle: In-turn  
Points: 100%

● GBR  
● KOR

### NOTE

Team position and functions are attached to each team member's name as follows:  
4 = Fourth, 3 = Third, 2 = Second, 1 = Lead, A = Alternate, S = Skip, V = Vice-Skip

### LEGEND

F Female

LSFE (\*) Last stone first end

M Male

X Unplayed/unfinished end due to concession



SUN 9 MAR 2014  
Start Time 15:30

Round Robin Session 4 - Sheet D  
Круговой турнир, сессия 4 - Дорожка D

Game - Shot by Shot  
Матч - бросок за броском

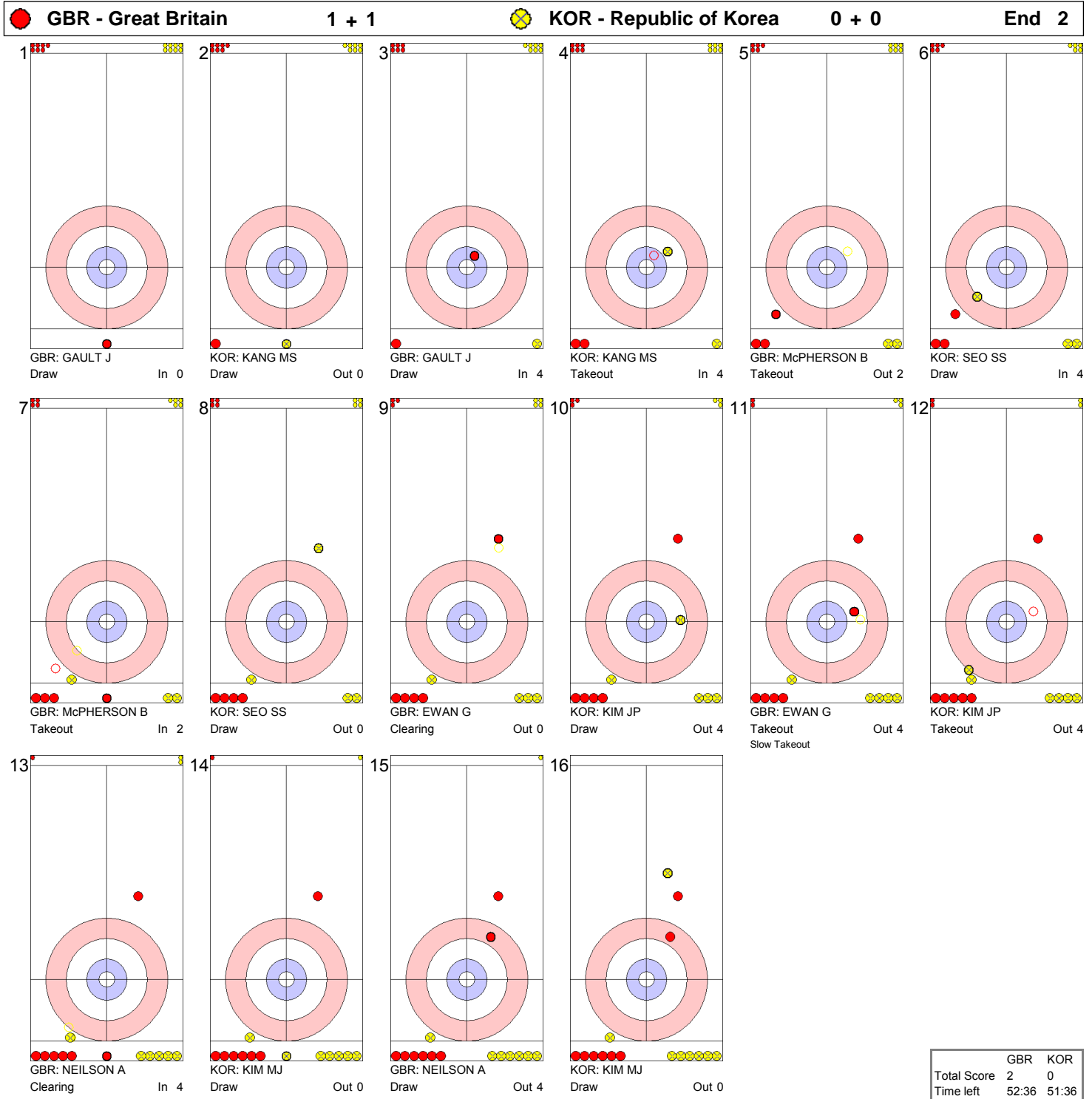




SUN 9 MAR 2014  
Start Time 15:30

Round Robin Session 4 - Sheet D  
Круговой турнир, сессия 4 - Дорожка D

Game - Shot by Shot  
Матч - бросок за броском







SUN 9 MAR 2014  
Start Time 15:30

Round Robin Session 4 - Sheet D  
Круговой турнир, сессия 4 - Дорожка D

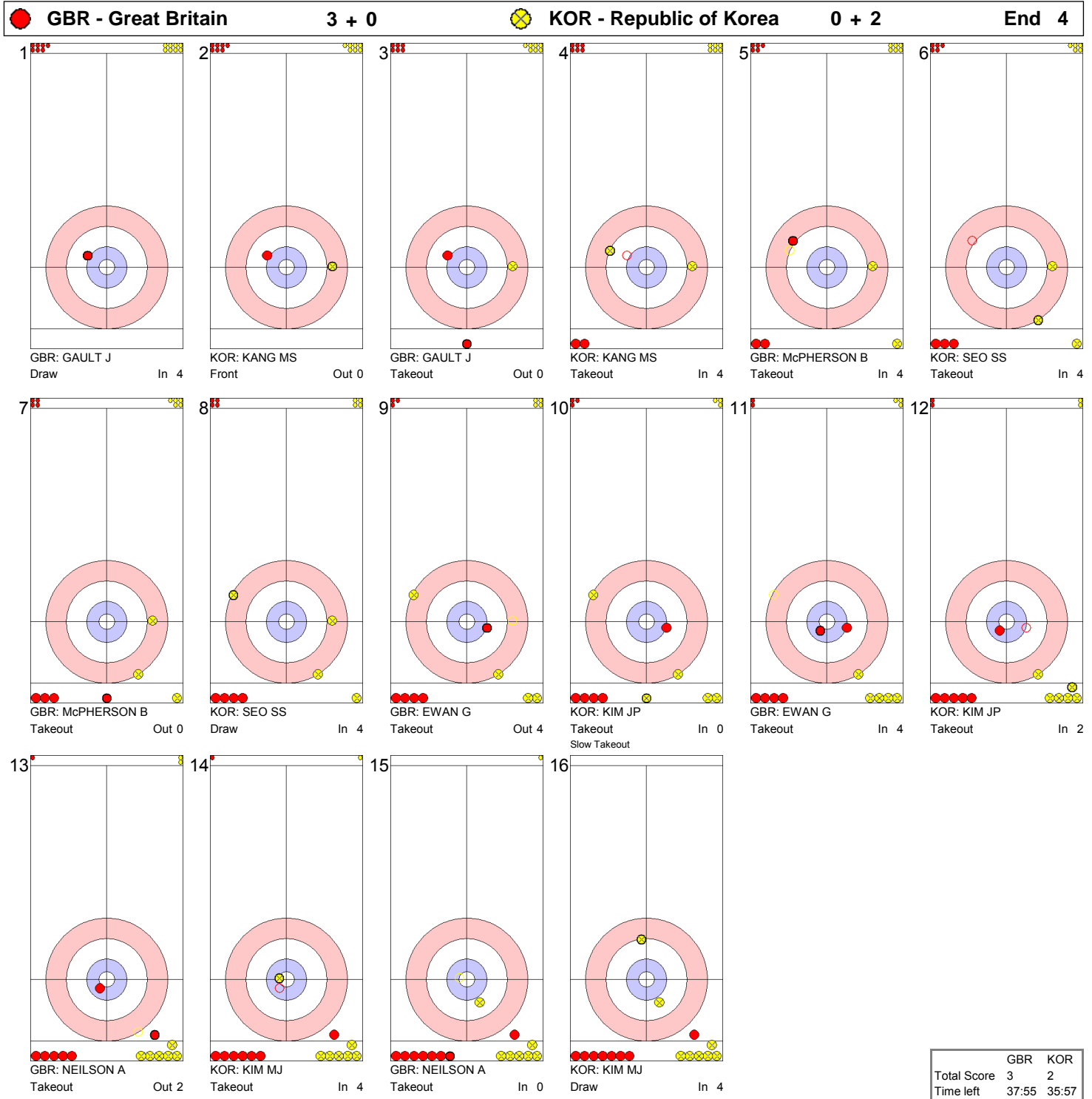
Game - Shot by Shot  
Матч - бросок за броском





SUN 9 MAR 2014  
Start Time 15:30

**Game - Shot by Shot**  
Матч - бросок за броском



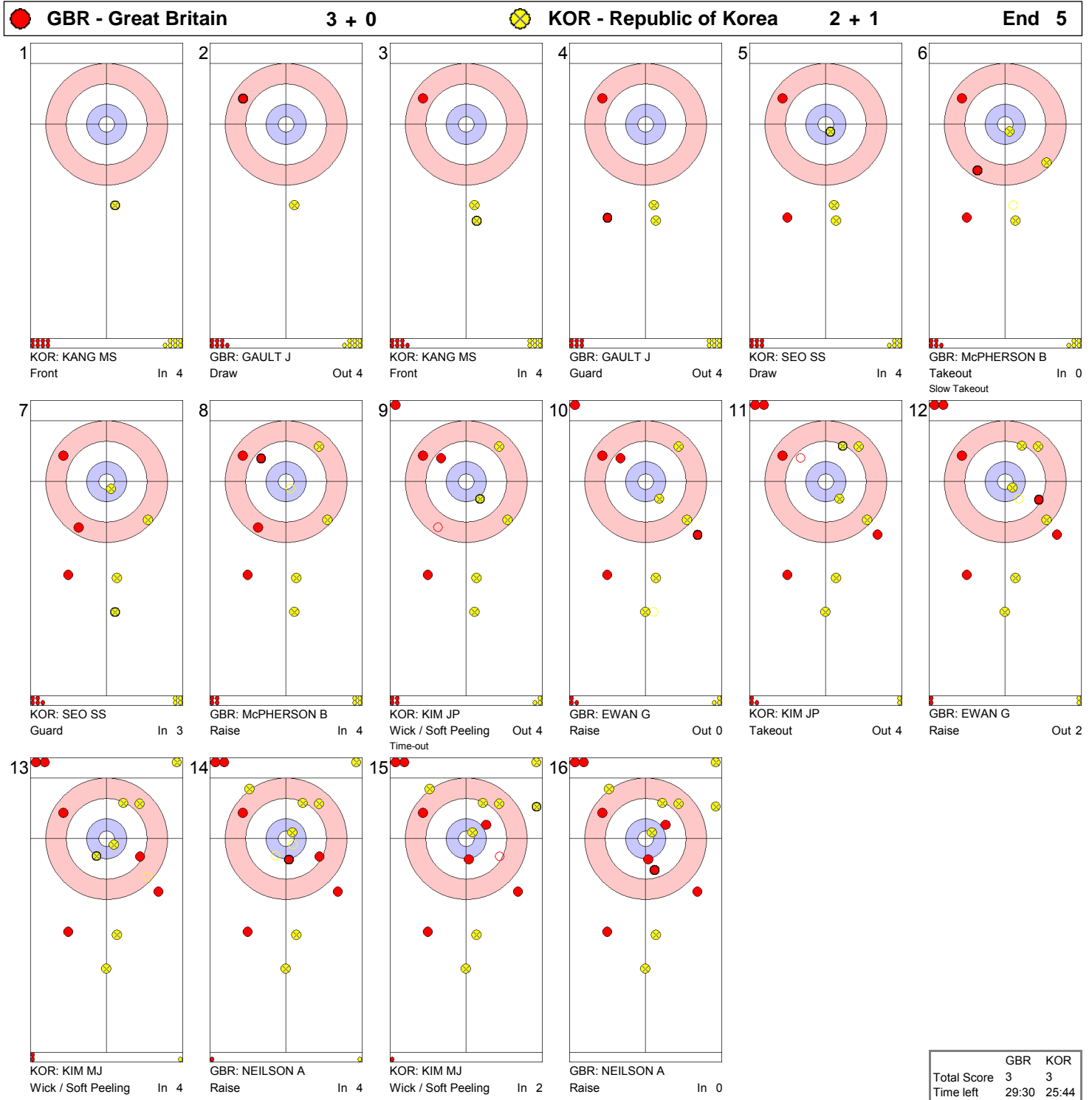
	GBR	KOR
Total Score	3	2
Time left	37:55	35:57



SUN 9 MAR 2014  
Start Time 15:30

**Round Robin Session 4 - Sheet D**  
Круговой турнир, сессия 4 - Дорожка D

**Game - Shot by Shot**  
Матч - бросок за броском





SUN 9 MAR 2014  
Start Time 15:30

**Game - Shot by Shot**  
Матч - бросок за броском



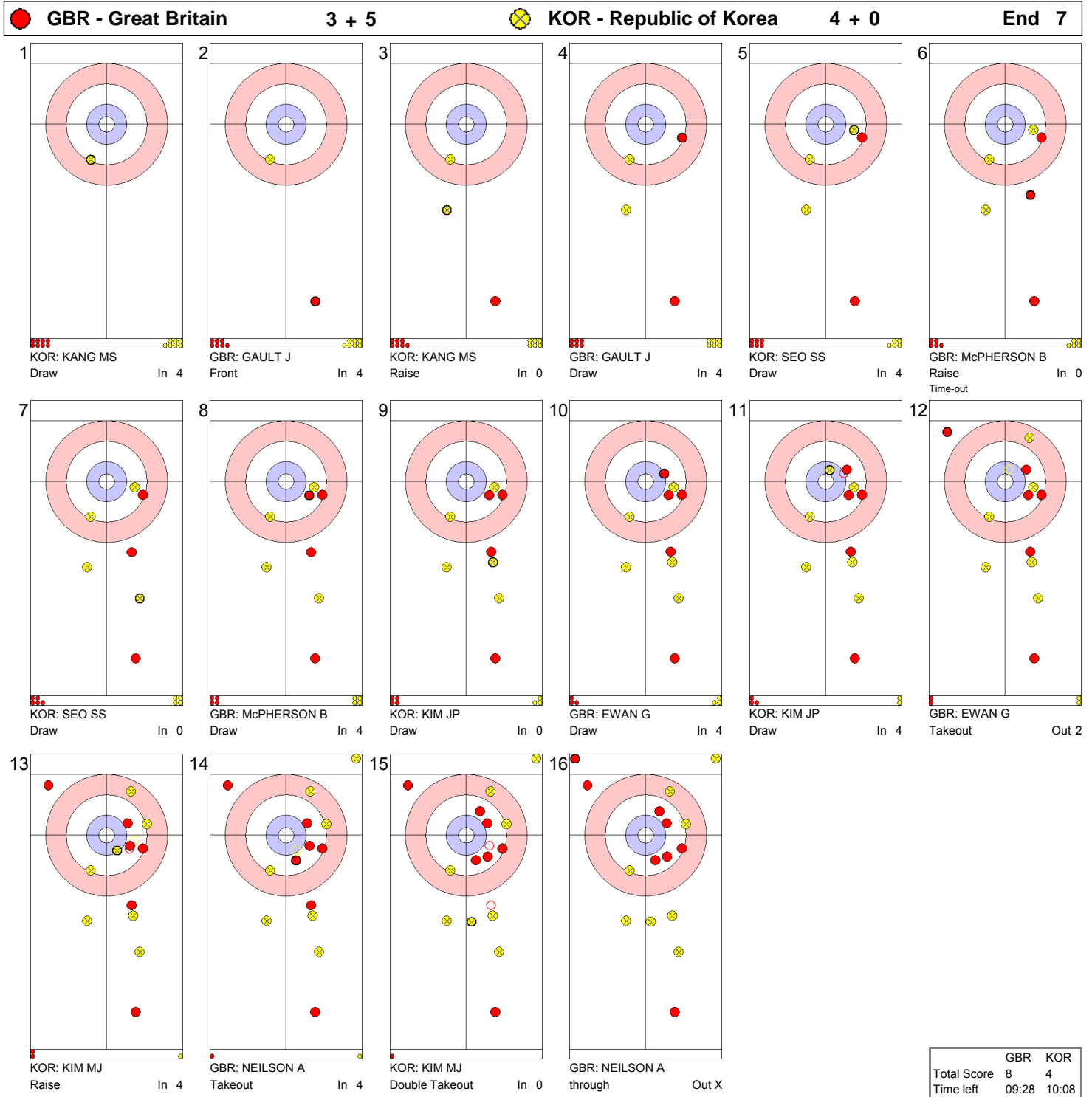
	GBR	KOR
Total Score	3	4
Time left	21:18	18:24



SUN 9 MAR 2014  
Start Time 15:30

Round Robin Session 4 - Sheet D  
Круговой турнир, сессия 4 - Дорожка D

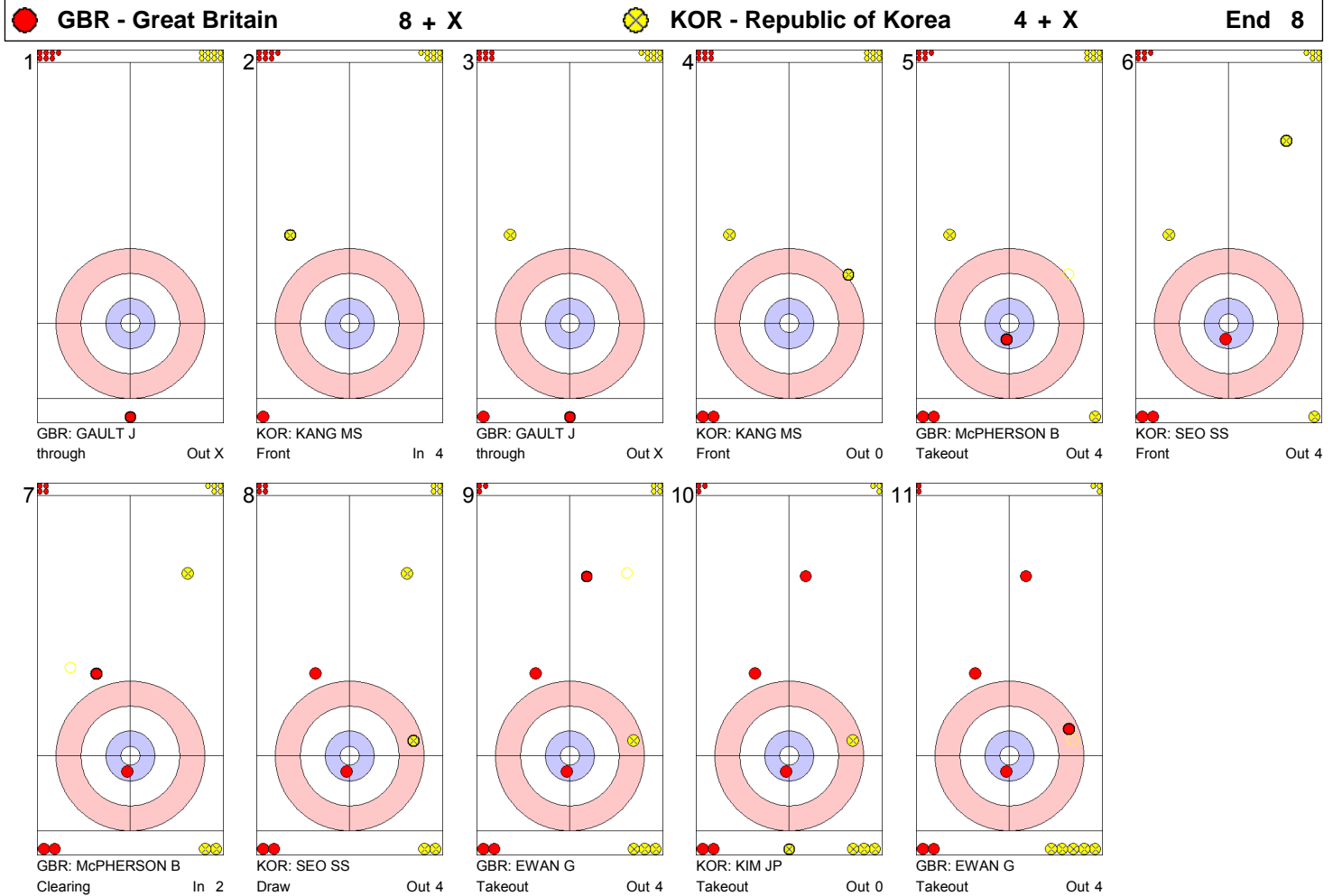
Game - Shot by Shot  
Матч - бросок за броском



	GBR	KOR
Total Score	8	4
Time left	09:28	10:08



Game - Shot by Shot  
Матч - бросок за броском



**NOTE**  
Points:  
4 = 100%  
3 = 75%  
2 = 50%  
1 = 25%  
0 = 0%  
X = not considered

Handle:  
In Clockwise  
Out Counter-clockwise

**LEGEND**  
X Unfinished end due to concession

	GBR	KOR
Total Score	8	4
Time left	05:07	06:15



SUN 9 MAR 2014  
Start Time 9:30

## Session Results and Standings

Результаты сессии и текущее положение команд

Sheet	Game	Team	LSFE	1	2	3	4	5	6	7	8	Extra Ends	Total
A	3	USA - United States of America	*	2	0	2	0	3	0	0	1		8
	3	NOR - Norway		0	1	0	2	0	1	1	0		5
B	2	SWE - Sweden		0	0	1	0	3	0	0	0		4
	2	GBR - Great Britain	*	1	0	0	1	0	2	1	1		6
C	3	CHN - People's Republic of China		0	1	0	1	1	0	0	X		3
	2	SVK - Slovakia	*	2	0	2	0	0	2	2	X		8
D	2	FIN - Finland	*	1	0	0	1	0	2	0	X		4
	3	RUS - Russian Federation		0	1	1	0	2	0	3	X		7

## Standings after Round Robin Session 3

Rank	Team	Games	Wins	Losses
1	CAN - Canada	2	2	0
1	SVK - Slovakia	2	2	0
3	RUS - Russian Federation	3	2	1
4	GBR - Great Britain	2	1	1
4	KOR - Republic of Korea	2	1	1
4	SWE - Sweden	2	1	1
7	CHN - People's Republic of China	3	1	2
7	NOR - Norway	3	1	2
7	USA - United States of America	3	1	2
10	FIN - Finland	2	0	2

### LEGEND

LSFE (\*) Last stone first end

X Unplayed/unfinished end due to concession



## Game Results

Результаты матча

Sheet	Game	Team	LSFE	1	2	3	4	5	6	7	8	Extra Ends	Total
A	3	USA - United States of America	*	2	0	2	0	3	0	0	1		8
	3	NOR - Norway		0	1	0	2	0	1	1	0		5

USA - United States of America		Game	All
4 S	McDONALD Patrick	M	72 % 45 %
3 V	PALMER Dave	M	36 % 30 %
2	JOSEPH Jimmy	M	48 % 41 %
1	GREELY Penny	F	29 % 39 %
A	LINO Meghan	F	0 % 56 %
Team Total			44 % 41 %

NOR - Norway		Game	All
4 S	LORENTSEN Rune	M	45 % 54 %
3 V	STORDAHL Jostein	M	25 % 49 %
2	SAMDAL Anne Mette	F	34 % 56 %
1	RAFDAL Terje	M	61 % 65 %
A	LOECHEN Sissel	F	- % - %
Team Total			41 % 56 %

Time remaining: 5 minutes 11 seconds

Last Stone Draw: 66.9 cm

Time-out: end 6 - USA stone 8

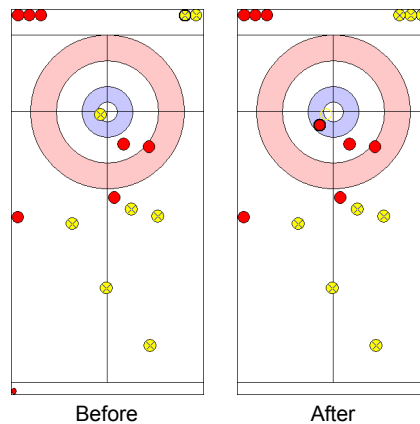
LINO M replaced GREELY P at the beginning of end 7

Time remaining: 1 minute 24 seconds

Last Stone Draw: 162.0 cm

### Most Important Shot:

The US Skip McDONALD P was forced to make a difficult Takeout through a narrow port to score three points in the fifth end and take a clear advantage in the game.



End: 5  
Team: USA - United States  
Player: McDONALD P  
Stone: Fourth, 2nd stone  
Task: Takeout  
Handle: In-turn  
Points: 100%

### NOTE

Team position and functions are attached to each team member's name as follows:  
4 = Fourth, 3 = Third, 2 = Second, 1 = Lead, A = Alternate, S = Skip, V = Vice-Skip

### LEGEND

F Female

LSFE (\*) Last stone first end

M Male






SUN 9 MAR 2014  
Start Time 9:30

Round Robin Session 3 - Sheet A  
Круговой турнир, сессия 3 - Дорожка А

Game - Shot by Shot  
Матч - бросок за броском





SUN 9 MAR 2014  
Start Time 9:30

Round Robin Session 3 - Sheet A  
Круговой турнир, сессия 3 - Дорожка А

Game - Shot by Shot  
Матч - бросок за броском





SUN 9 MAR 2014  
Start Time 9:30

Round Robin Session 3 - Sheet A  
Круговой турнир, сессия 3 - Дорожка А

Game - Shot by Shot  
Матч - бросок за броском





SUN 9 MAR 2014  
Start Time 9:30

**Game - Shot by Shot**  
Матч - бросок за броском

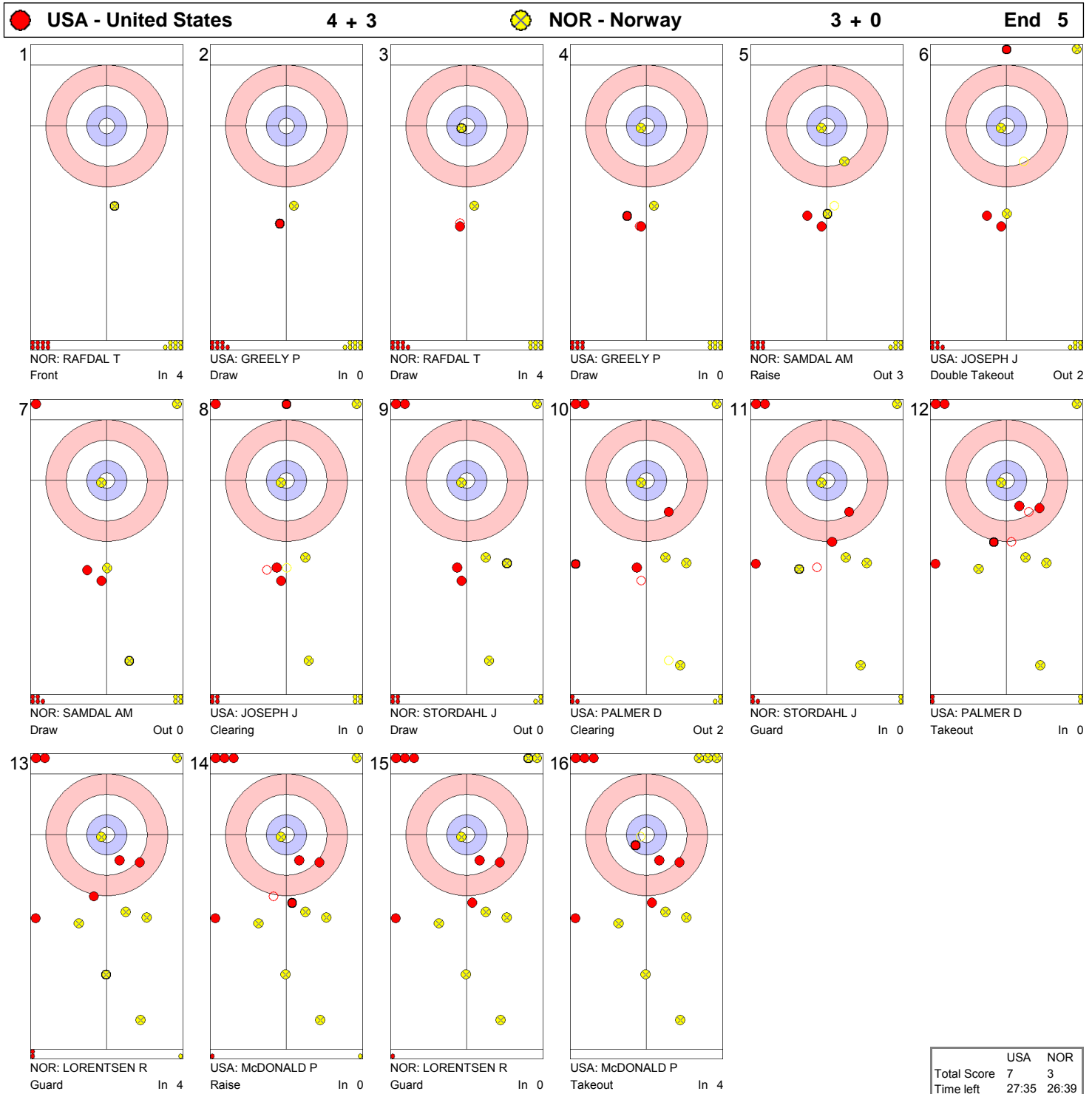




SUN 9 MAR 2014  
Start Time 9:30

Round Robin Session 3 - Sheet A  
Круговой турнир, сессия 3 - Дорожка А

Game - Shot by Shot  
Матч - бросок за броском





SUN 9 MAR 2014  
Start Time 9:30

**Game - Shot by Shot**  
Матч - бросок за броском





SUN 9 MAR 2014  
Start Time 9:30

Round Robin Session 3 - Sheet A  
Круговой турнир, сессия 3 - Дорожка А

Game - Shot by Shot  
Матч - бросок за броском

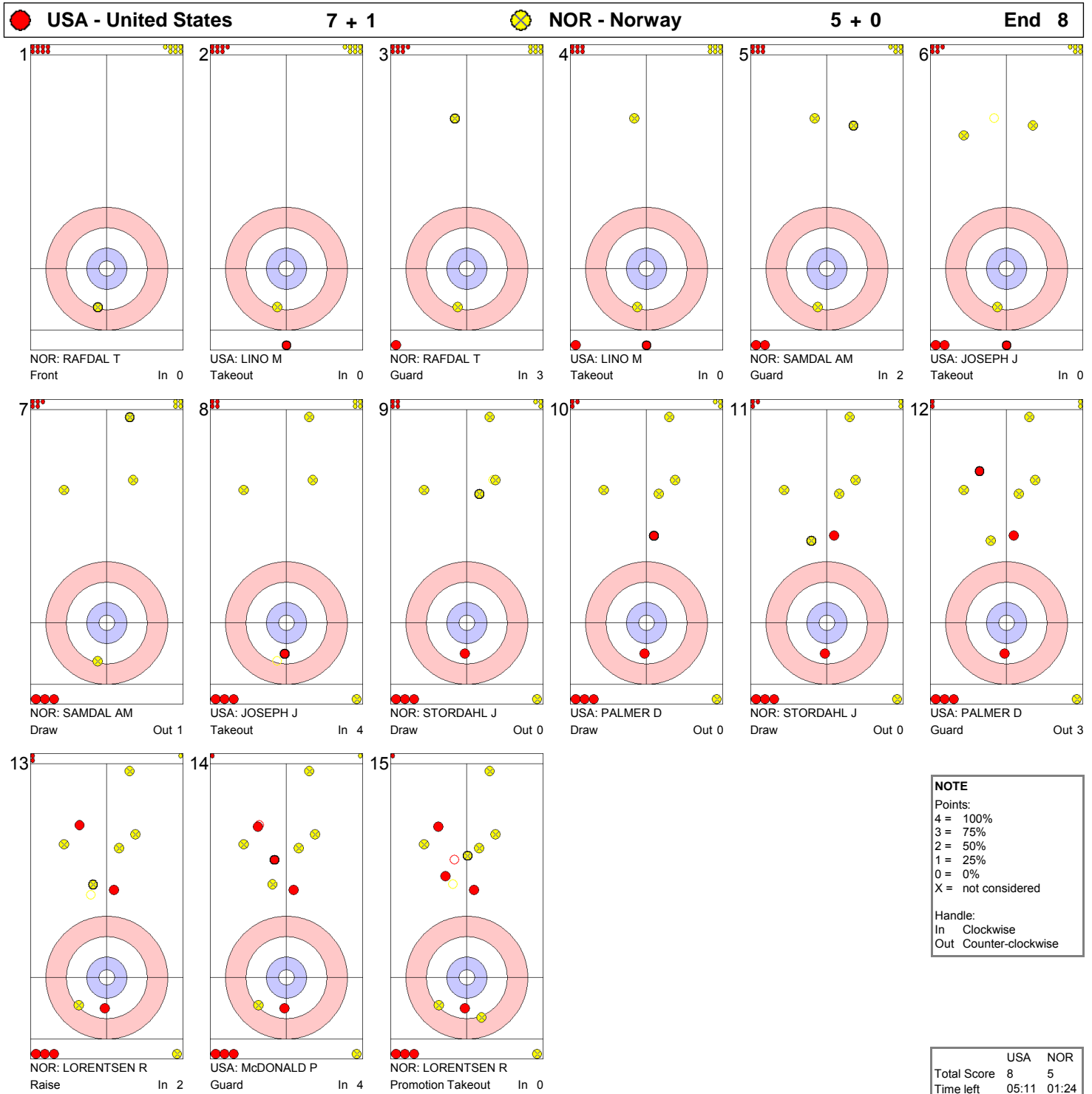




SUN 9 MAR 2014  
Start Time 9:30

Round Robin Session 3 - Sheet A  
Круговой турнир, сессия 3 - Дорожка А

Game - Shot by Shot  
Матч - бросок за броском







SUN 9 MAR 2014  
Start Time 9:30

Round Robin Session 3 - Sheet B  
Круговой турнир, сессия 3 - Дорожка B

## Game Results

Результаты матча

Sheet	Game	Team	LSFE	1	2	3	4	5	6	7	8	Extra Ends	Total
B	2	SWE - Sweden		0	0	1	0	3	0	0	0		4
	2	GBR - Great Britain	*	1	0	0	1	0	2	1	1		6

SWE - Sweden		Game	All
4 S	JUNGNELL Jalle	M	35% 37%
3 V	IKONEN Glenn	M	39% 37%
2	KALLIN Patrik	M	64% 63%
1	ULANDER Kicki	F	61% 59%
A	REPPE Zandra	F	- % - %
Team Total			50% 49%

GBR - Great Britain		Game	All
4 S	NEILSON Aileen	F	36% 33%
3 V	EWAN Gregor	M	39% 45%
2	McPHERSON Bob	M	42% 43%
1	GAULT Jim	M	75% 64%
A	MALONE Angie	F	- % - %
Team Total			48% 46%

Time remaining: 0 minutes 37 seconds

Last Stone Draw: 102.9 cm

Time-out: end 8 - SWE stone 3

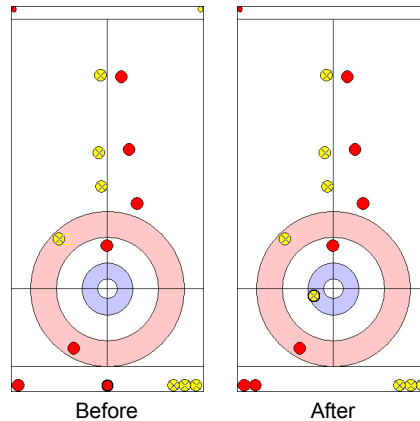
Time remaining: 0 minutes 14 seconds

Last Stone Draw: 70.1 cm

Time-out: end 8 - GBR stone 7

### Most Important Shot:

The British Skip NEILSON A made a Draw to the four foot against two Swedish stones to force a steal in the last end. The Swedish Skip JUNGNELL J missed the Takeout on his last stone and lost the game.



End: 8  
Team: GBR - Great Britain  
Player: NEILSON A  
Stone: Fourth, 2nd stone  
Task: Draw  
Handle: Out-turn  
Points: 100%

● SWE  
● GBR

### NOTE

Team position and functions are attached to each team member's name as follows:  
4 = Fourth, 3 = Third, 2 = Second, 1 = Lead, A = Alternate, S = Skip, V = Vice-Skip

### LEGEND

F Female

LSFE (\*) Last stone first end

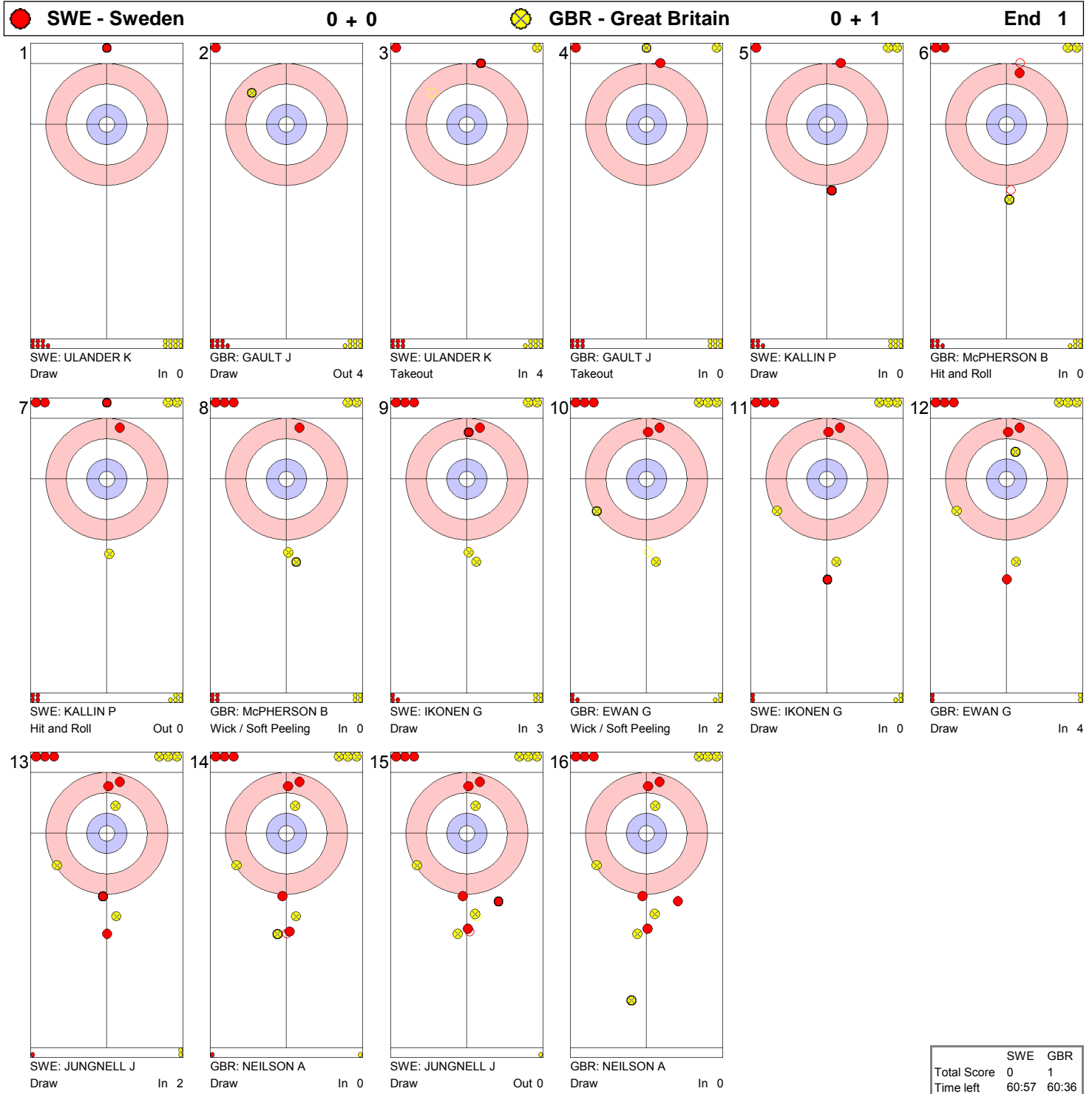
M Male



SUN 9 MAR 2014  
Start Time 9:30

Round Robin Session 3 - Sheet B  
Круговой турнир, сессия 3 - Дорожка B

Game - Shot by Shot  
Матч - бросок за броском

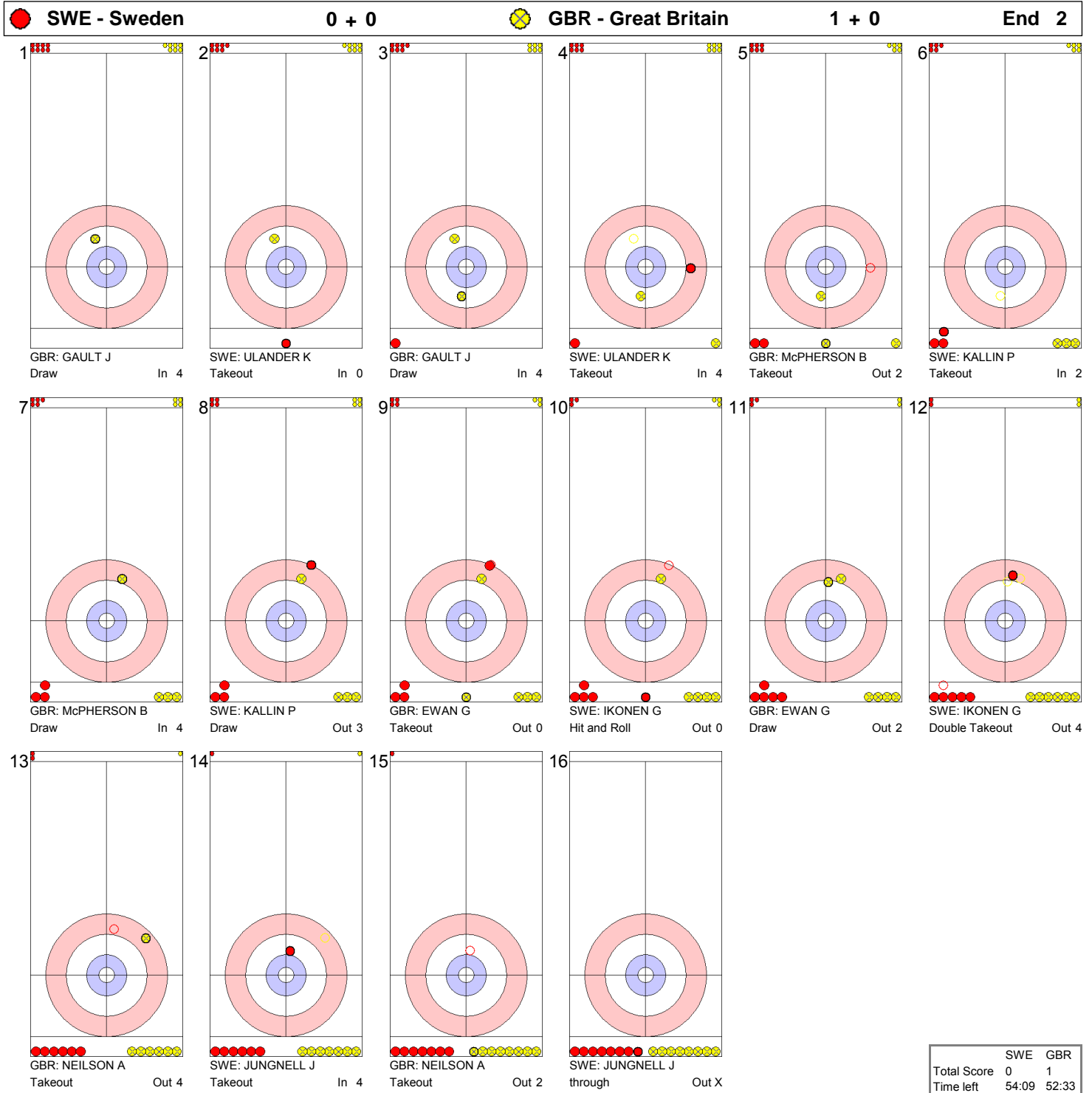




SUN 9 MAR 2014  
Start Time 9:30

Round Robin Session 3 - Sheet B  
Круговой турнир, сессия 3 - Дорожка B

Game - Shot by Shot  
Матч - бросок за броском





SUN 9 MAR 2014  
Start Time 9:30

Round Robin Session 3 - Sheet B  
Круговой турнир, сессия 3 - Дорожка B

Game - Shot by Shot  
Матч - бросок за броском

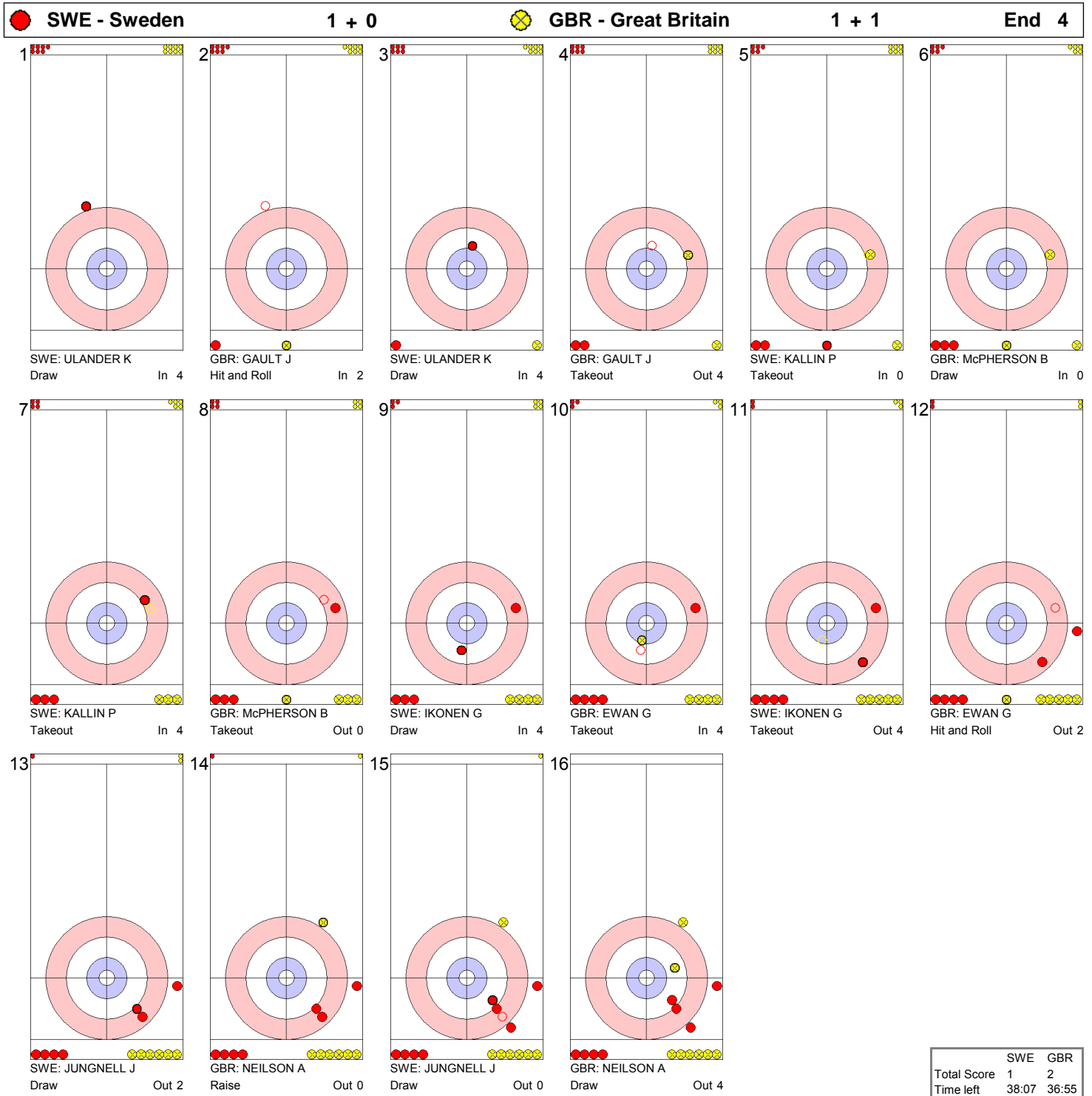




SUN 9 MAR 2014  
Start Time 9:30

Round Robin Session 3 - Sheet B  
Круговой турнир, сессия 3 - Дорожка B

Game - Shot by Shot  
Матч - бросок за броском





SUN 9 MAR 2014  
Start Time 9:30

Round Robin Session 3 - Sheet B  
Круговой турнир, сессия 3 - Дорожка B

Game - Shot by Shot  
Матч - бросок за броском

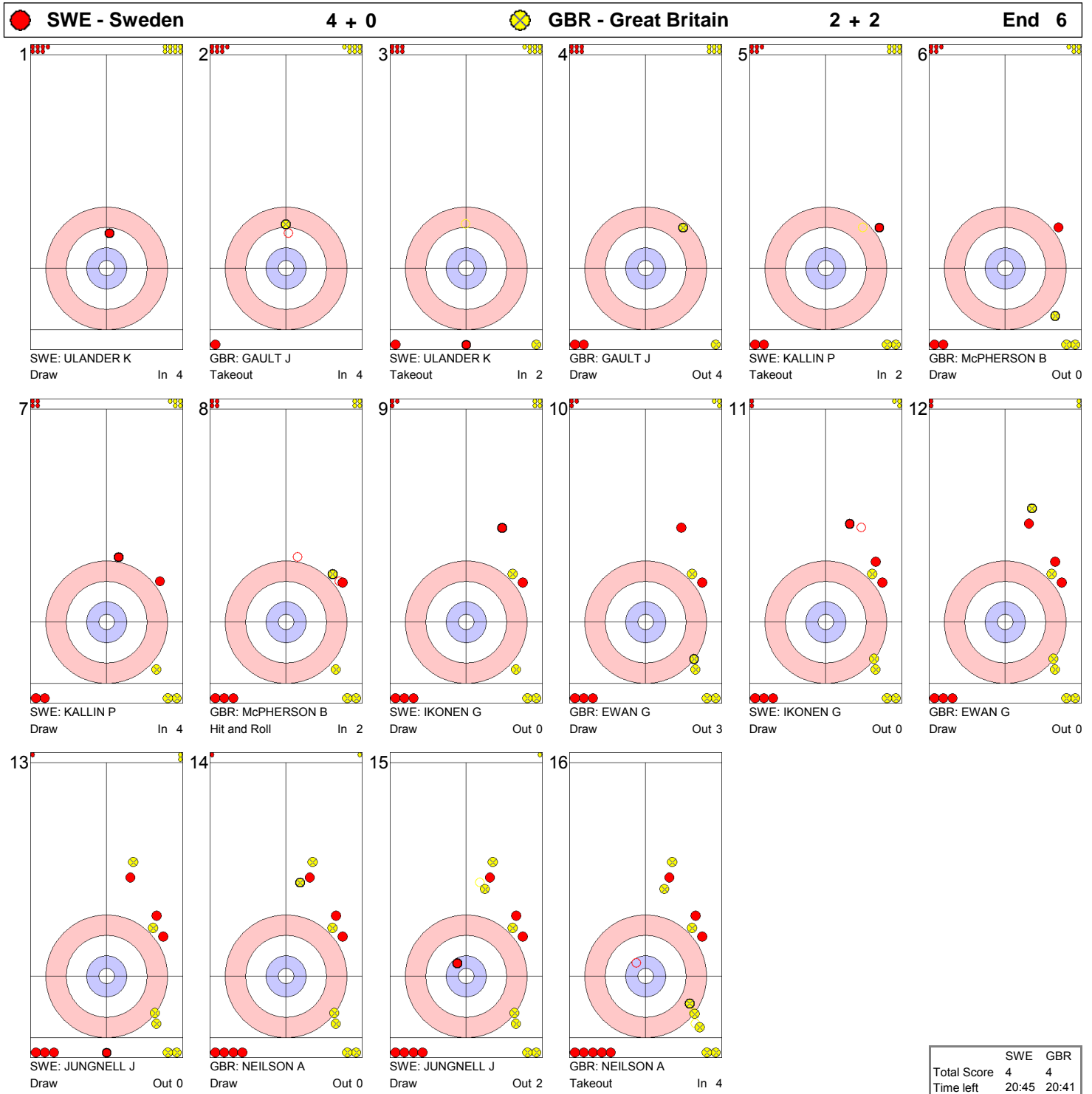




SUN 9 MAR 2014  
Start Time 9:30

Round Robin Session 3 - Sheet B  
Круговой турнир, сессия 3 - Дорожка B

Game - Shot by Shot  
Матч - бросок за броском





SUN 9 MAR 2014  
Start Time 9:30

Round Robin Session 3 - Sheet B  
Круговой турнир, сессия 3 - Дорожка B

Game - Shot by Shot  
Матч - бросок за броском



	SWE	GBR
Total Score	4	5
Time left	11:42	12:29





SUN 9 MAR 2014  
Start Time 9:30

**Game - Shot by Shot**  
Матч - бросок за броском





SUN 9 MAR 2014  
Start Time 9:30

Round Robin Session 3 - Sheet C  
Круговой турнир, сессия 3 - Дорожка C

## Game Results

Результаты матча

Sheet	Game	Team	LSFE	1	2	3	4	5	6	7	8	Extra Ends	Total
C	3	CHN - People's Republic of China		0	1	0	1	1	0	0	X		3
	2	SVK - Slovakia	*	2	0	2	0	0	2	2	X		8

CHN - People's Republic of China			Game	All
4 S	WANG Haitao	M	54 %	55 %
3 V	ZHANG Qiang	M	33 %	38 %
2	LIU Wei	M	63 %	64 %
1	XU Guangqin	F	65 %	51 %
A	HE Jun	M	- %	- %
Team Total			54 %	52 %

Time remaining: 7 minutes 15 seconds

Last Stone Draw: 135.5 cm

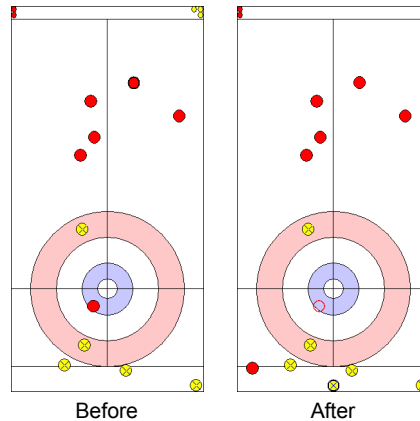
SVK - Slovakia			Game	All
4 S	DURIS Radoslav	M	54 %	48 %
3 V	JAKUBEC Branislav	M	69 %	65 %
2	PITONAK Dusan	M	55 %	49 %
1	KANOVA Alena	F	41 %	41 %
A	KUNKELOVA Monika	F	- %	17 %
Team Total			55 %	48 %

Time remaining: 11 minutes 59 seconds

Last Stone Draw: 13.5 cm

### Most Important Shot:

The Slovakian Third JAKUBEC B played a perfect Clearing on the Chinese shot stone behind several guards. Like this the Slovakian Team could score two in end 6 and increase the difference in the game score to three stones.



End: 6  
Team: SVK - Slovakia  
Player: JAKUBEC B  
Stone: Third, 2nd stone  
Task: Clearing  
Handle: In-turn  
Points: 100%

● CHN  
● SVK

### NOTE

Team position and functions are attached to each team member's name as follows:  
4 = Fourth, 3 = Third, 2 = Second, 1 = Lead, A = Alternate, S = Skip, V = Vice-Skip

### LEGEND

F Female

LSFE (\*) Last stone first end

M Male

X Unplayed/unfinished end due to concession



SUN 9 MAR 2014  
Start Time 9:30

**Round Robin Session 3 - Sheet C**  
Круговой турнир, сессия 3 - Дорожка C

**Game - Shot by Shot**  
Матч - бросок за броском





SUN 9 MAR 2014  
Start Time 9:30

**Game - Shot by Shot**  
Матч - бросок за броском





**Game - Shot by Shot**  
Матч - бросок за броском





SUN 9 MAR 2014  
Start Time 9:30

**Game - Shot by Shot**  
Матч - бросок за броском





SUN 9 MAR 2014  
Start Time 9:30

Round Robin Session 3 - Sheet C  
Круговой турнир, сессия 3 - Дорожка C

Game - Shot by Shot  
Матч - бросок за броском





**Game - Shot by Shot**  
Матч - бросок за броском







SUN 9 MAR 2014  
Start Time 9:30

Round Robin Session 3 - Sheet C  
Круговой турнир, сессия 3 - Дорожка C

Game - Shot by Shot  
Матч - бросок за броском

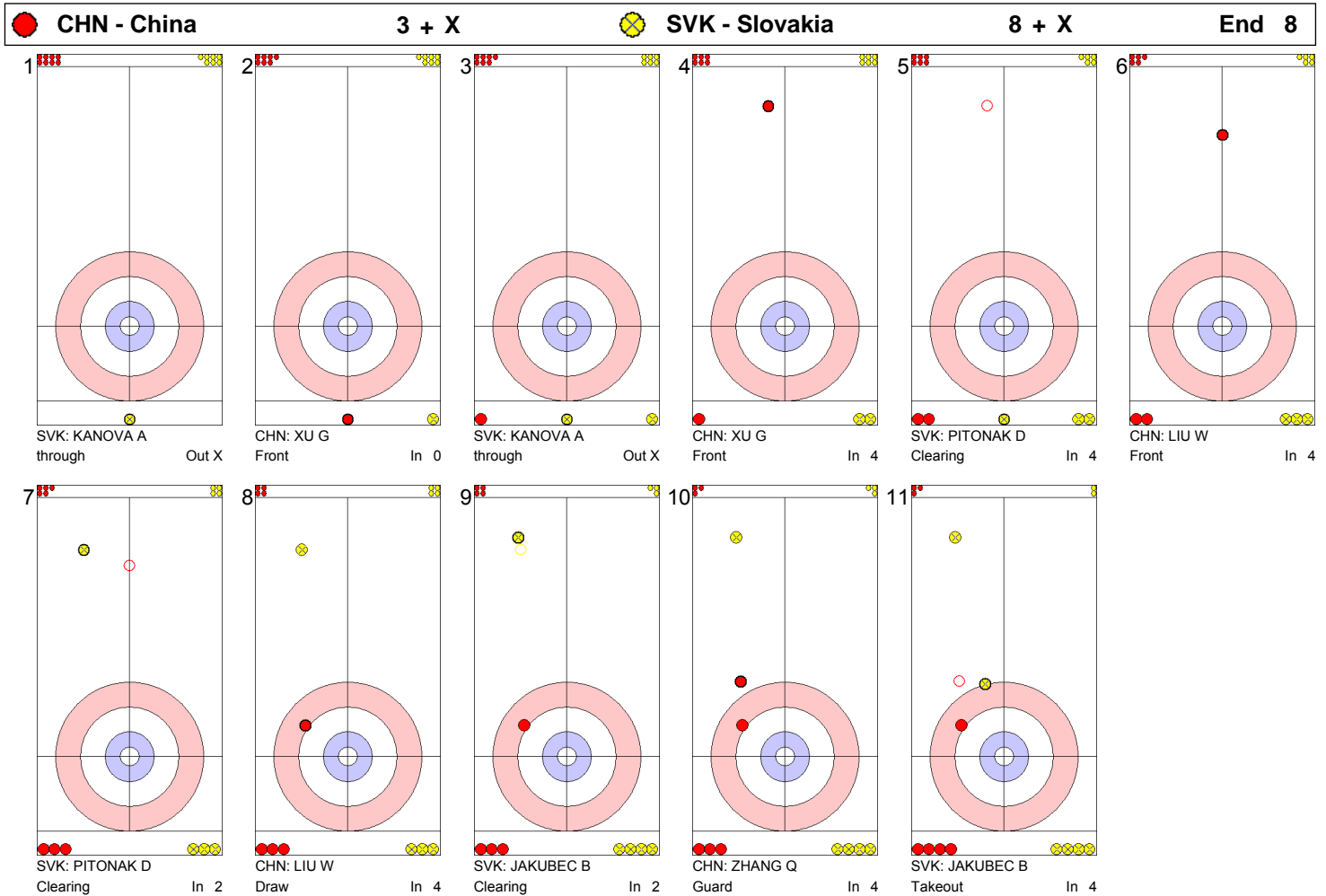




SUN 9 MAR 2014  
Start Time 9:30

Round Robin Session 3 - Sheet C  
Круговой турнир, сессия 3 - Дорожка C

Game - Shot by Shot  
Матч - бросок за броском



**NOTE**  
Points:  
4 = 100%  
3 = 75%  
2 = 50%  
1 = 25%  
0 = 0%  
X = not considered  
  
Handle:  
In Clockwise  
Out Counter-clockwise

**LEGEND**  
X Unfinished end due to concession

	CHN	SVK
Total Score	3	8
Time left	07:15	11:59



SUN 9 MAR 2014  
Start Time 9:30

Round Robin Session 3 - Sheet D  
Круговой турнир, сессия 3 - Дорожка D

## Game Results

Результаты матча

Sheet	Game	Team	LSFE	1	2	3	4	5	6	7	8	Extra Ends	Total
D	2	FIN - Finland	*	1	0	0	1	0	2	0	X		4
	3	RUS - Russian Federation		0	1	1	0	2	0	3	X		7

FIN - Finland		Game	All
4 S	KARJALAINEN Markku	M	57% 48%
3 V	KARJALAINEN Sari	F	31% 38%
2	HELLMAN Vesa	M	30% 35%
1	AARNIKKA Tuomo	M	47% 51%
A	MOJTAHEDI Mina	F	- % - %
Team Total			41% 43%

RUS - Russian Federation		Game	All
4 S	SMIRNOV Andrey	M	67% 59%
3	SHEVCHENKO Alexander	M	55% 48%
2	PAKHOMOVA Svetlana	F	55% 56%
1 V	ROMANOV Marat	M	77% 65%
A	SLESARENKO Oxana	F	- % - %
Team Total			63% 57%

Time remaining: 6 minutes 1 second

Last Stone Draw: 130.1 cm

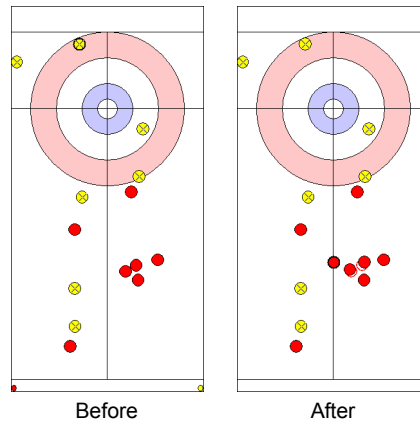
Time-out: end 7 - FIN stone 7

Time remaining: 4 minutes 54 seconds

Last Stone Draw: 185.4 cm (out)

### Most Important Shot:

The Finnish Skip KARJALAINEN M came up short of the house on two Draws after the Russian Skip SMIRNOV A made a Draw through a port to count three.



End: 7  
Team: FIN - Finland  
Player: KARJALAINEN M  
Stone: Fourth, 2nd stone  
Task: Draw  
Handle: In-turn  
Points: 0%

● FIN  
● RUS

### NOTE

Team position and functions are attached to each team member's name as follows:  
4 = Fourth, 3 = Third, 2 = Second, 1 = Lead, A = Alternate, S = Skip, V = Vice-Skip

### LEGEND

F Female

LSFE (\*) Last stone first end

M Male

X Unplayed/unfinished end due to concession



SUN 9 MAR 2014  
Start Time 9:30

**Round Robin Session 3 - Sheet D**  
Круговой турнир, сессия 3 - Дорожка D

**Game - Shot by Shot**  
Матч - бросок за броском



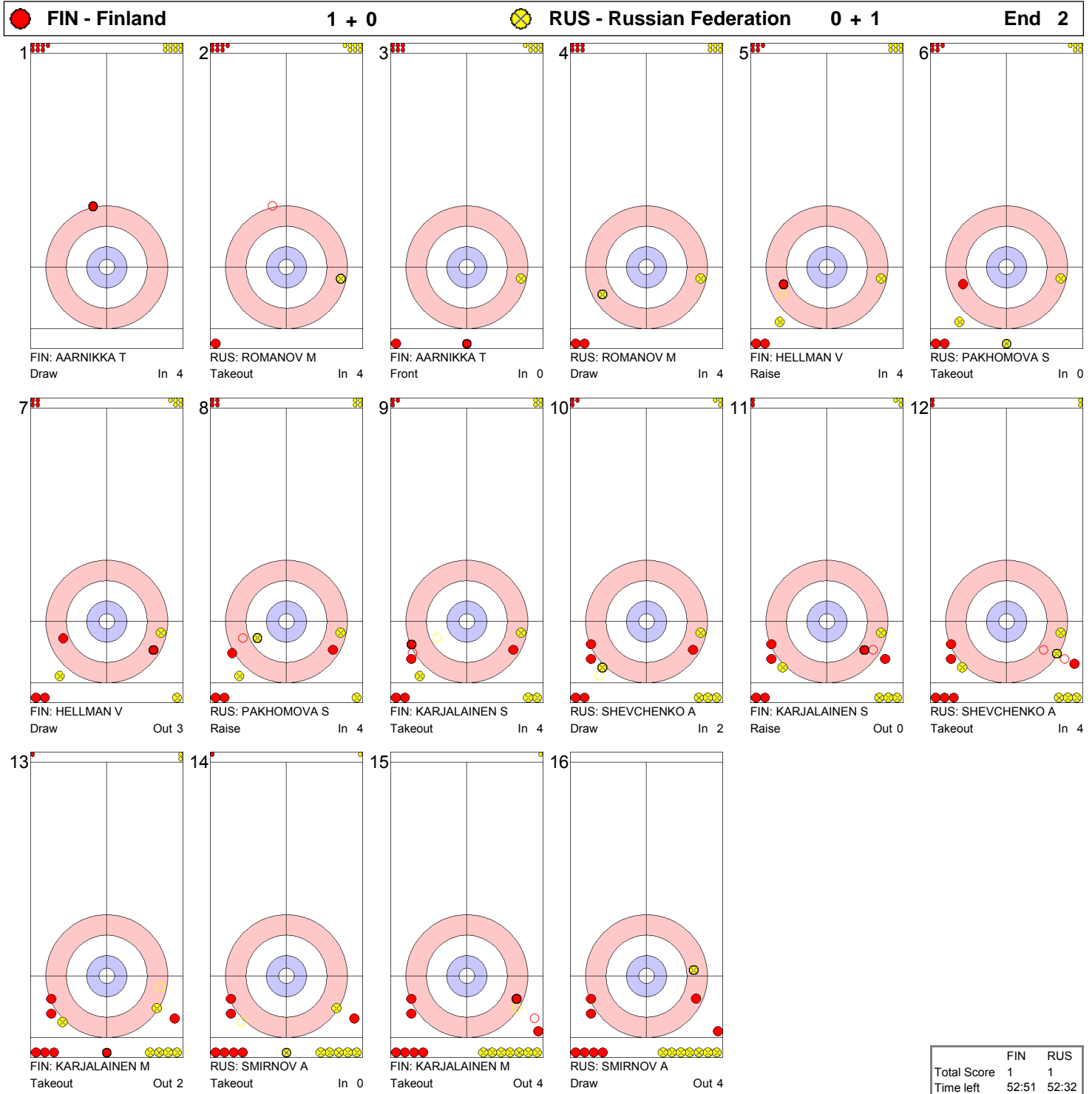


SUN 9 MAR 2014  
Start Time 9:30

**Round Robin Session 3 - Sheet D**  
Круговой турнир, сессия 3 - Дорожка D

**Game - Shot by Shot**

Матч - бросок за броском





SUN 9 MAR 2014  
Start Time 9:30

Round Robin Session 3 - Sheet D  
Круговой турнир, сессия 3 - Дорожка D

Game - Shot by Shot  
Матч - бросок за броском

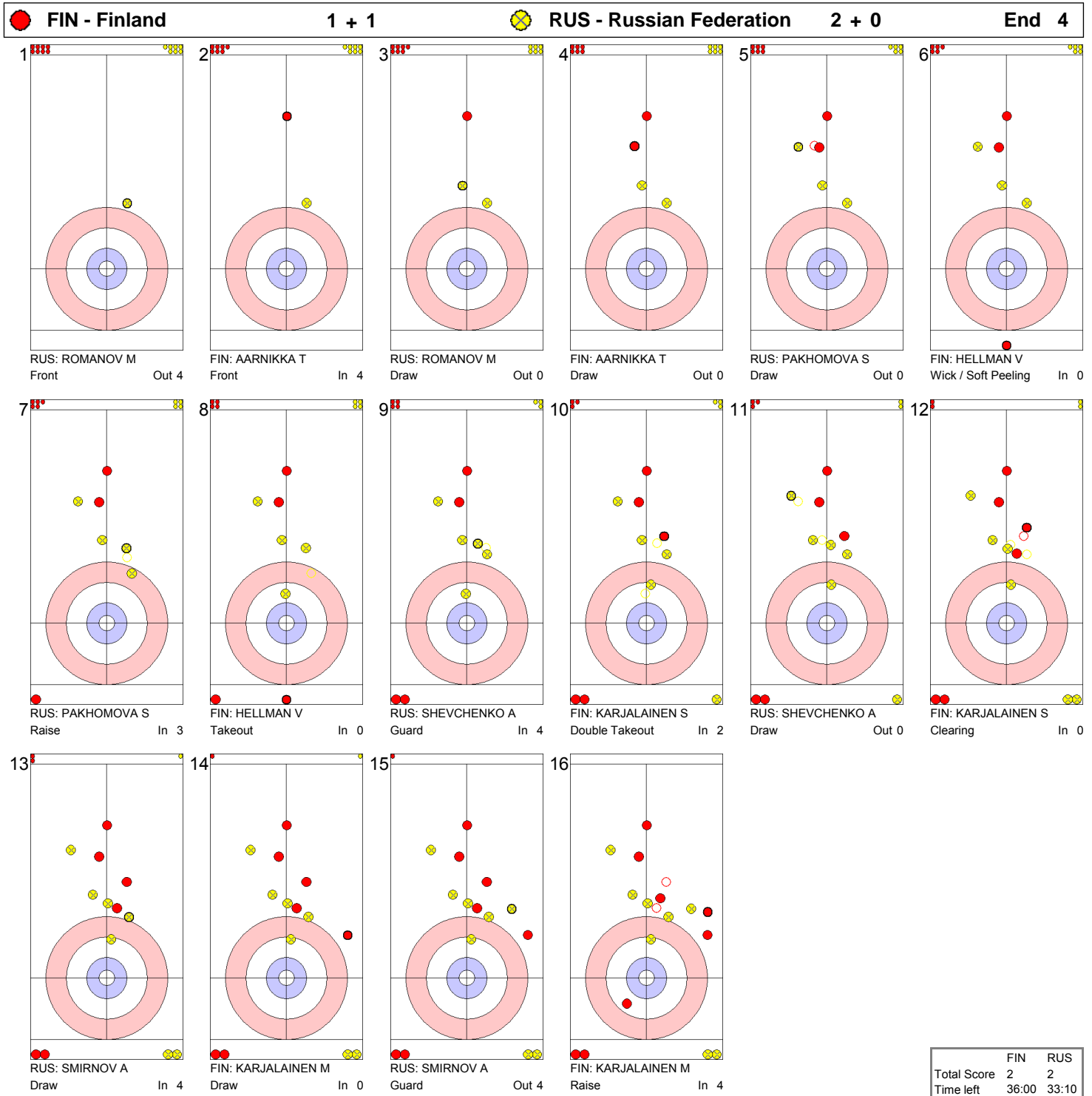




SUN 9 MAR 2014  
Start Time 9:30

Round Robin Session 3 - Sheet D  
Круговой турнир, сессия 3 - Дорожка D

Game - Shot by Shot  
Матч - бросок за броском





SUN 9 MAR 2014  
Start Time 9:30

Round Robin Session 3 - Sheet D  
Круговой турнир, сессия 3 - Дорожка D

Game - Shot by Shot  
Матч - бросок за броском



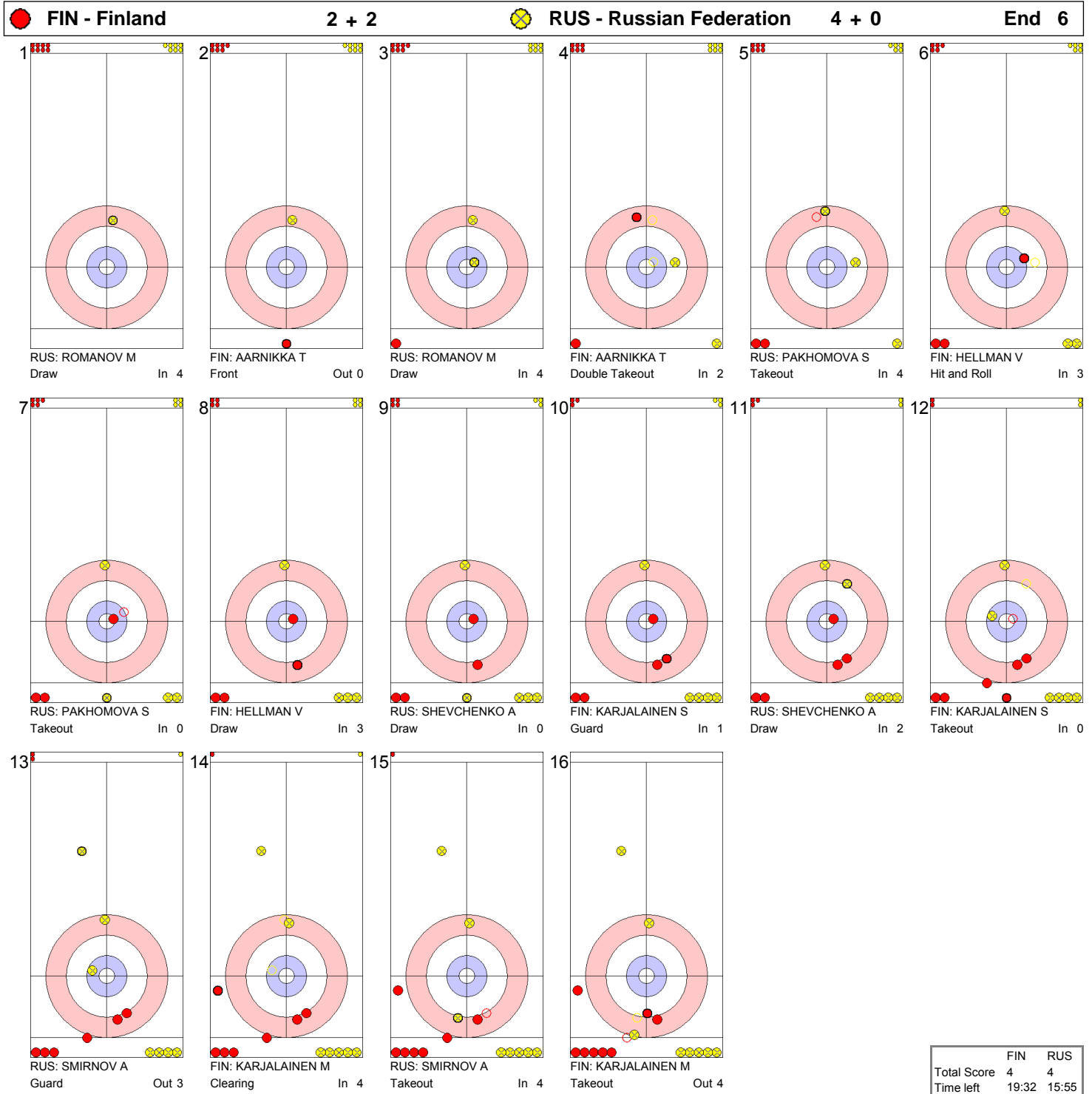
	FIN	RUS
Total Score	2	4
Time left	27:54	24:39





SUN 9 MAR 2014  
Start Time 9:30

**Game - Shot by Shot**  
Матч - бросок за броском

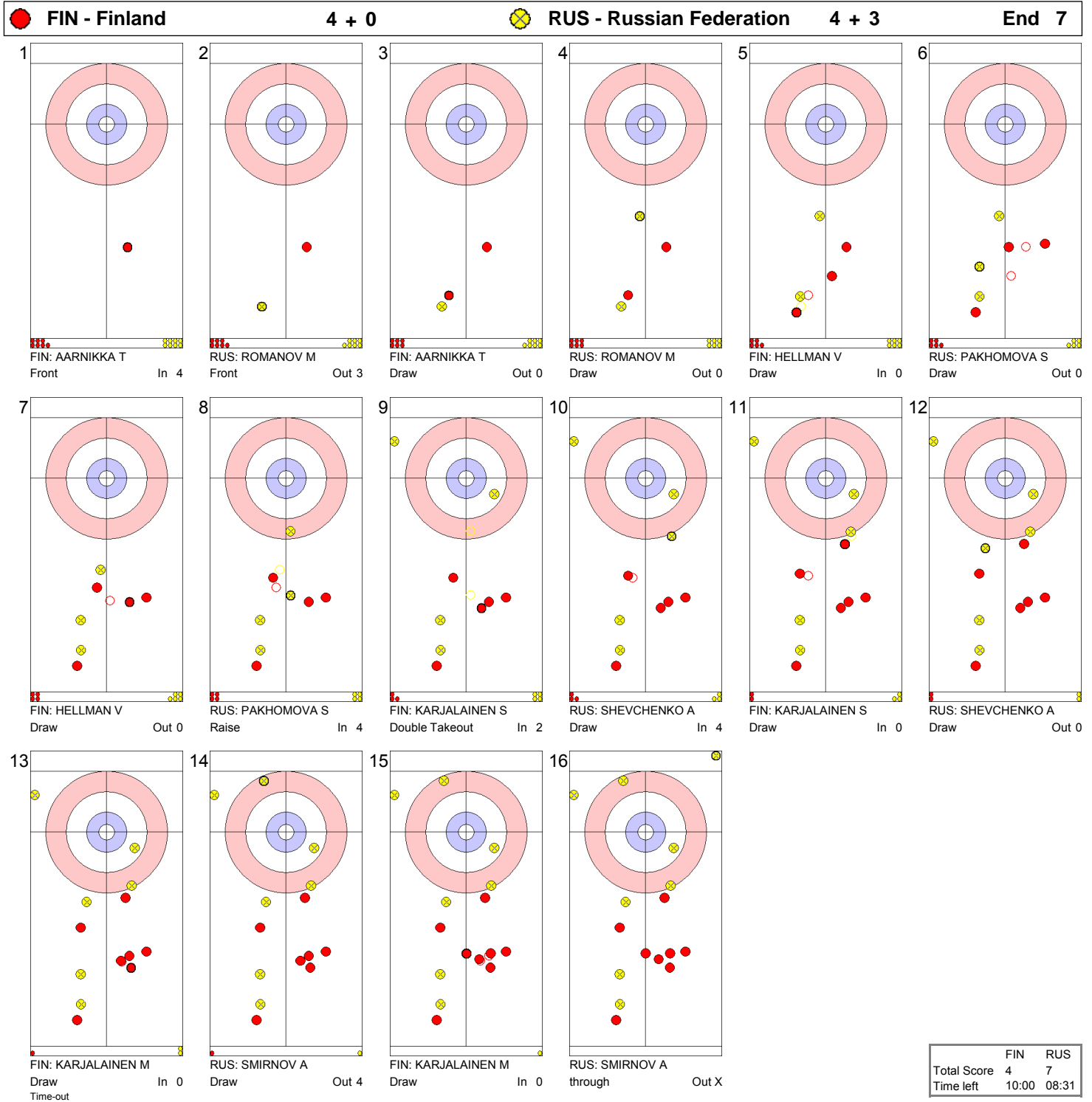




SUN 9 MAR 2014  
Start Time 9:30

Round Robin Session 3 - Sheet D  
Круговой турнир, сессия 3 - Дорожка D

Game - Shot by Shot  
Матч - бросок за броском



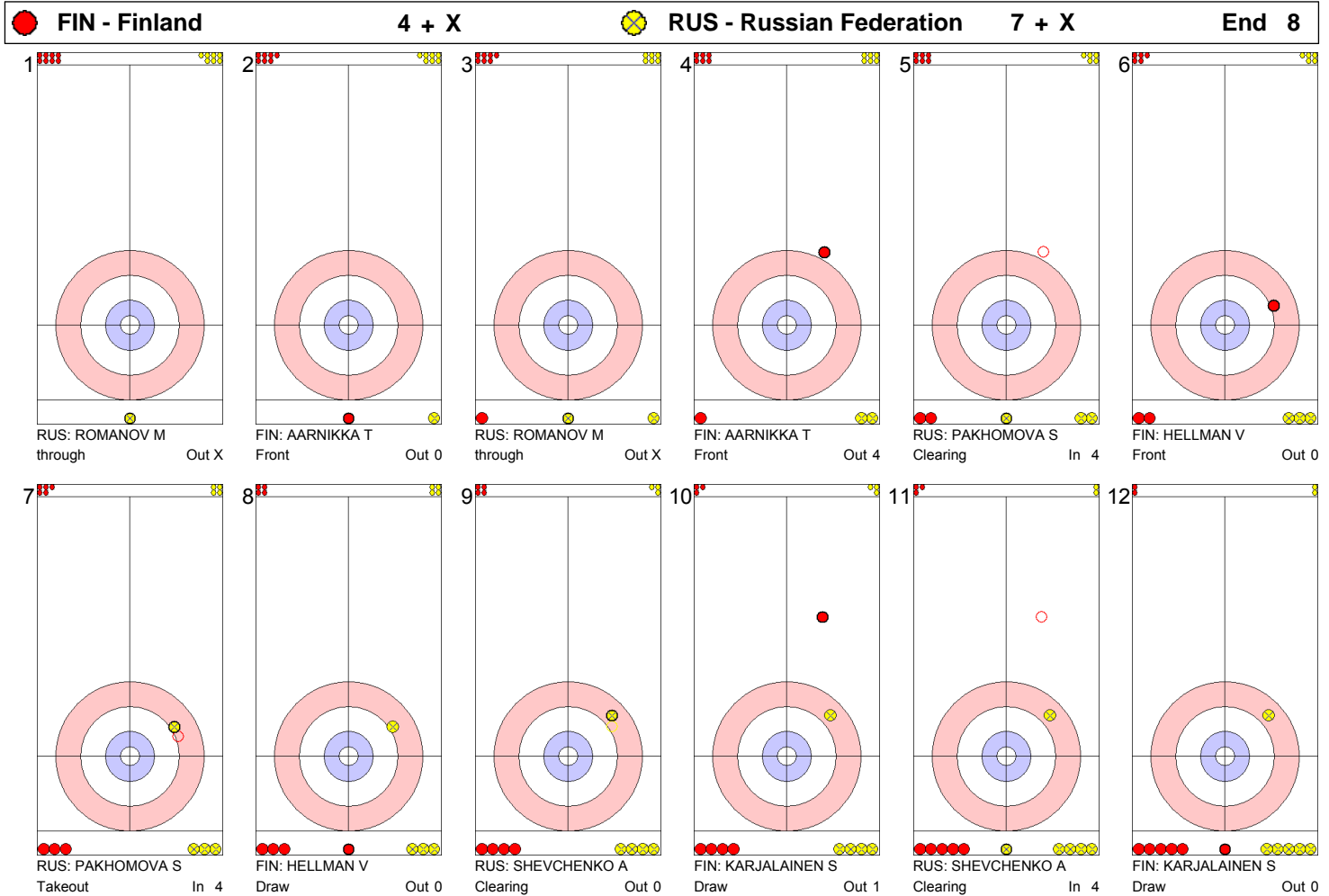
	FIN	RUS
Total Score	4	7
Time left	10:00	08:31



SUN 9 MAR 2014  
Start Time 9:30

Round Robin Session 3 - Sheet D  
Круговой турнир, сессия 3 - Дорожка D

Game - Shot by Shot  
Матч - бросок за броском



**NOTE**  
Points:  
4 = 100%  
3 = 75%  
2 = 50%  
1 = 25%  
0 = 0%  
X = not considered  
  
Handle:  
In Clockwise  
Out Counter-clockwise

**LEGEND**  
X Unfinished end due to concession

	FIN	RUS
Total Score	4	7
Time left	06:01	04:54



SAT 8 MAR 2014  
Start Time 15:30

## Session Results and Standings

Результаты сессии и текущее положение команд

Sheet	Game	Team	LSFE	1	2	3	4	5	6	7	8	Extra Ends	Total
A	1	SWE - Sweden		0	3	1	0	1	1	1	0		7
	1	FIN - Finland	*	3	0	0	2	0	0	0	1		6
B	2	CAN - Canada	*	0	1	0	2	0	1	0	1		5
	2	RUS - Russian Federation		1	0	1	0	1	0	1	0		4
C	2	USA - United States of America	*	0	1	0	3	0	1	0	X		5
	2	KOR - Republic of Korea		3	0	3	0	2	0	1	X		9
D	2	NOR - Norway		0	1	0	0	1	1	0	X		3
	2	CHN - People's Republic of China	*	2	0	3	1	0	0	1	X		7

## Standings after Round Robin Session 2

Rank	Team	Games	Wins	Losses
1	CAN - Canada	2	2	0
2	SVK - Slovakia	1	1	0
2	SWE - Sweden	1	1	0
4	CHN - People's Republic of China	2	1	1
4	KOR - Republic of Korea	2	1	1
4	NOR - Norway	2	1	1
4	RUS - Russian Federation	2	1	1
8	FIN - Finland	1	0	1
8	GBR - Great Britain	1	0	1
10	USA - United States of America	2	0	2

### LEGEND

LSFE (\*) Last stone first end

X Unplayed/unfinished end due to concession



SAT 8 MAR 2014  
Start Time 15:30

Round Robin Session 2 - Sheet A  
Круговой турнир, сессия 2 - Дорожка А

## Game Results

Результаты матча

Sheet	Game	Team	LSFE	1	2	3	4	5	6	7	8	Extra Ends	Total
A	1	SWE - Sweden		0	3	1	0	1	1	1	0		7
	1	FIN - Finland	*	3	0	0	2	0	0	0	1		6

SWE - Sweden		Game	All
4 S	JUNGNELL Jalle	M	39 % 39 %
3 V	IKONEN Glenn	M	34 % 34 %
2	KALLIN Patrik	M	63 % 63 %
1	ULANDER Kicki	F	56 % 56 %
A	REPPE Zandra	F	- % - %
Team Total			48 % 48 %

FIN - Finland		Game	All
4 S	KARJALAINEN Markku	M	39 % 39 %
3 V	KARJALAINEN Sari	F	44 % 44 %
2	HELLMAN Vesa	M	41 % 41 %
1	AARNIKKA Tuomo	M	55 % 55 %
A	MOJTAHEDI Mina	F	- % - %
Team Total			45 % 45 %

Time remaining: 0 minutes 27 seconds

Last Stone Draw: 185.4 cm (out)

Time-out: end 7 - SWE stone 7

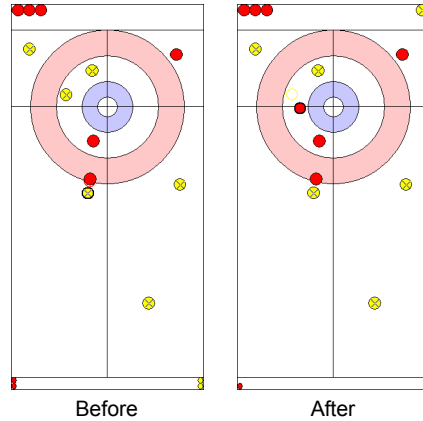
Time remaining: 6 minutes 8 seconds

Last Stone Draw: 166.9 cm

Time-out: end 7 - FIN stone 8

### Most Important Shot:

The Swedish Skip JUNGNELL J played a nice Takeout to lay behind cover and put pressure on Team Finland. After this the Finnish Skip KARJALAINEN M was too short on his last Draw. The Swedish Team stole one and had a lead of two stones.



End: 7  
Team: SWE - Sweden  
Player: JUNGNELL J  
Stone: Fourth, 1st stone  
Task: Takeout  
Handle: In-turn  
Points: 100%

● SWE  
● FIN

### NOTE

Team position and functions are attached to each team member's name as follows:  
4 = Fourth, 3 = Third, 2 = Second, 1 = Lead, A = Alternate, S = Skip, V = Vice-Skip

### LEGEND

F Female

LSFE (\*) Last stone first end

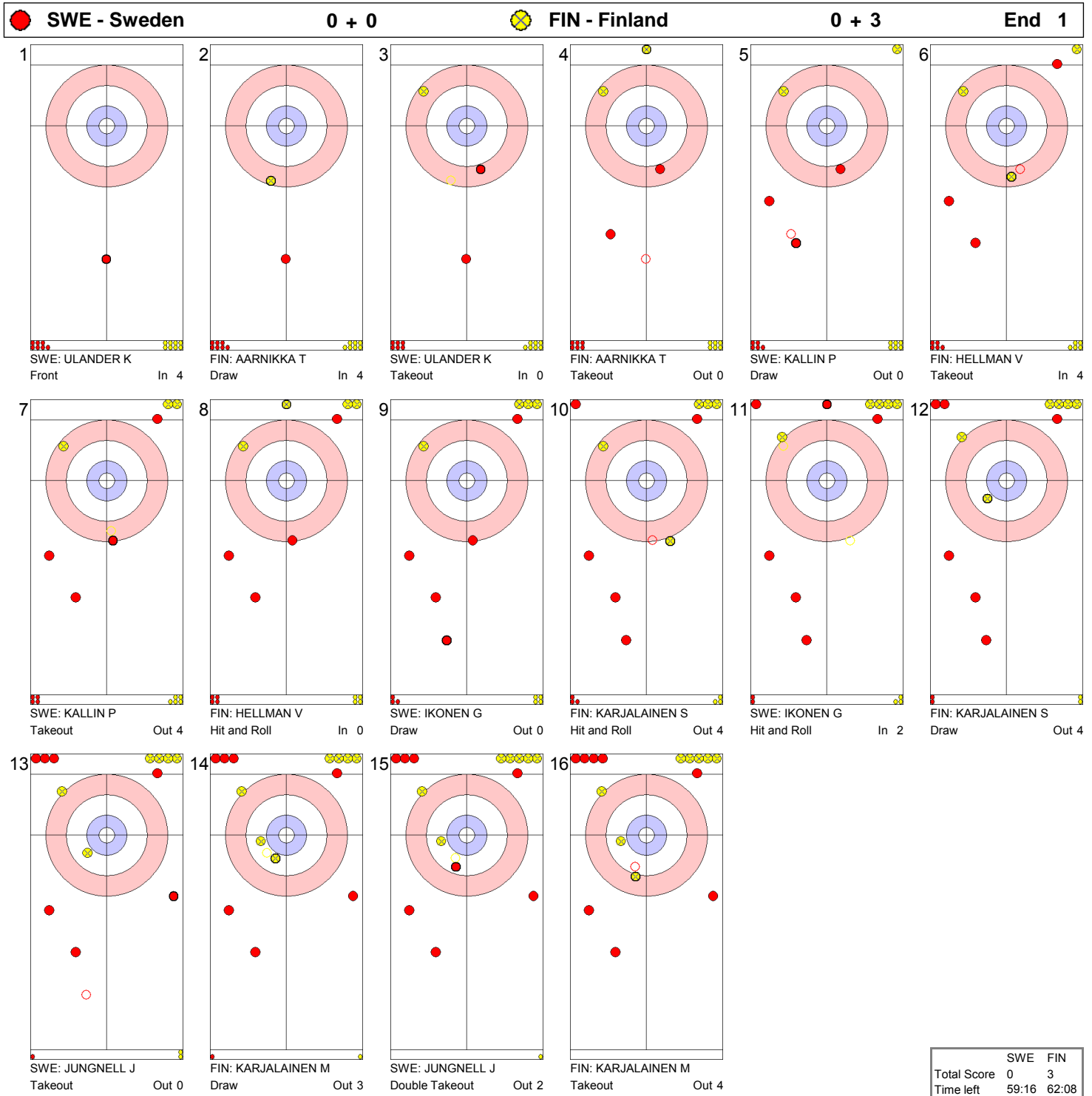
M Male



SAT 8 MAR 2014  
Start Time 15:30

Round Robin Session 2 - Sheet A  
Круговой турнир, сессия 2 - Дорожка А

Game - Shot by Shot  
Матч - бросок за броском





SAT 8 MAR 2014  
Start Time 15:30

Round Robin Session 2 - Sheet A  
Круговой турнир, сессия 2 - Дорожка А

Game - Shot by Shot  
Матч - бросок за броском



	SWE	FIN
Total Score	3	3
Time left	51:11	56:32



SAT 8 MAR 2014  
Start Time 15:30

Round Robin Session 2 - Sheet A  
Круговой турнир, сессия 2 - Дорожка А

Game - Shot by Shot  
Матч - бросок за броском





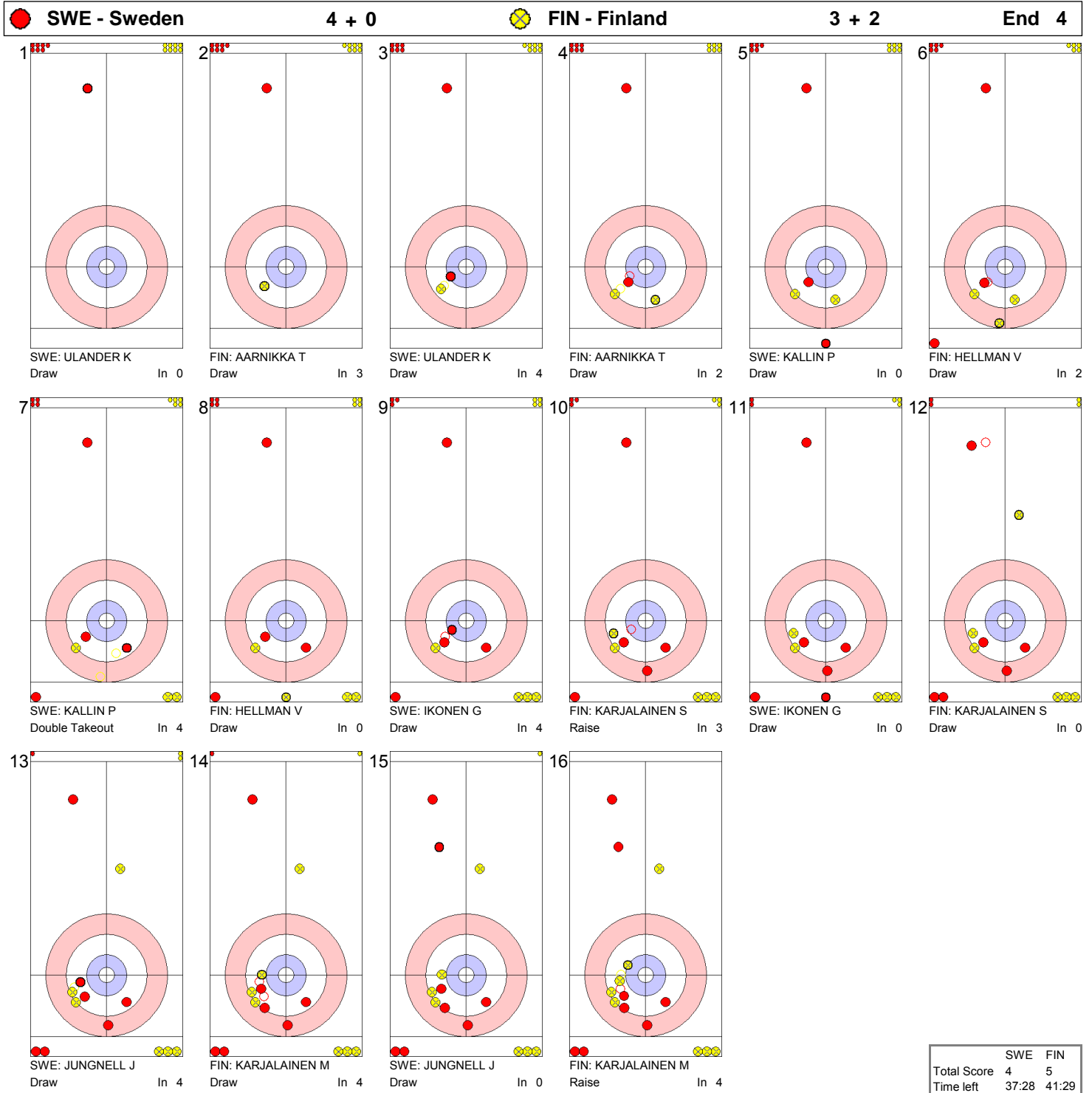


SAT 8 MAR 2014  
Start Time 15:30

Round Robin Session 2 - Sheet A  
Круговой турнир, сессия 2 - Дорожка А

Game - Shot by Shot

Матч - бросок за броском



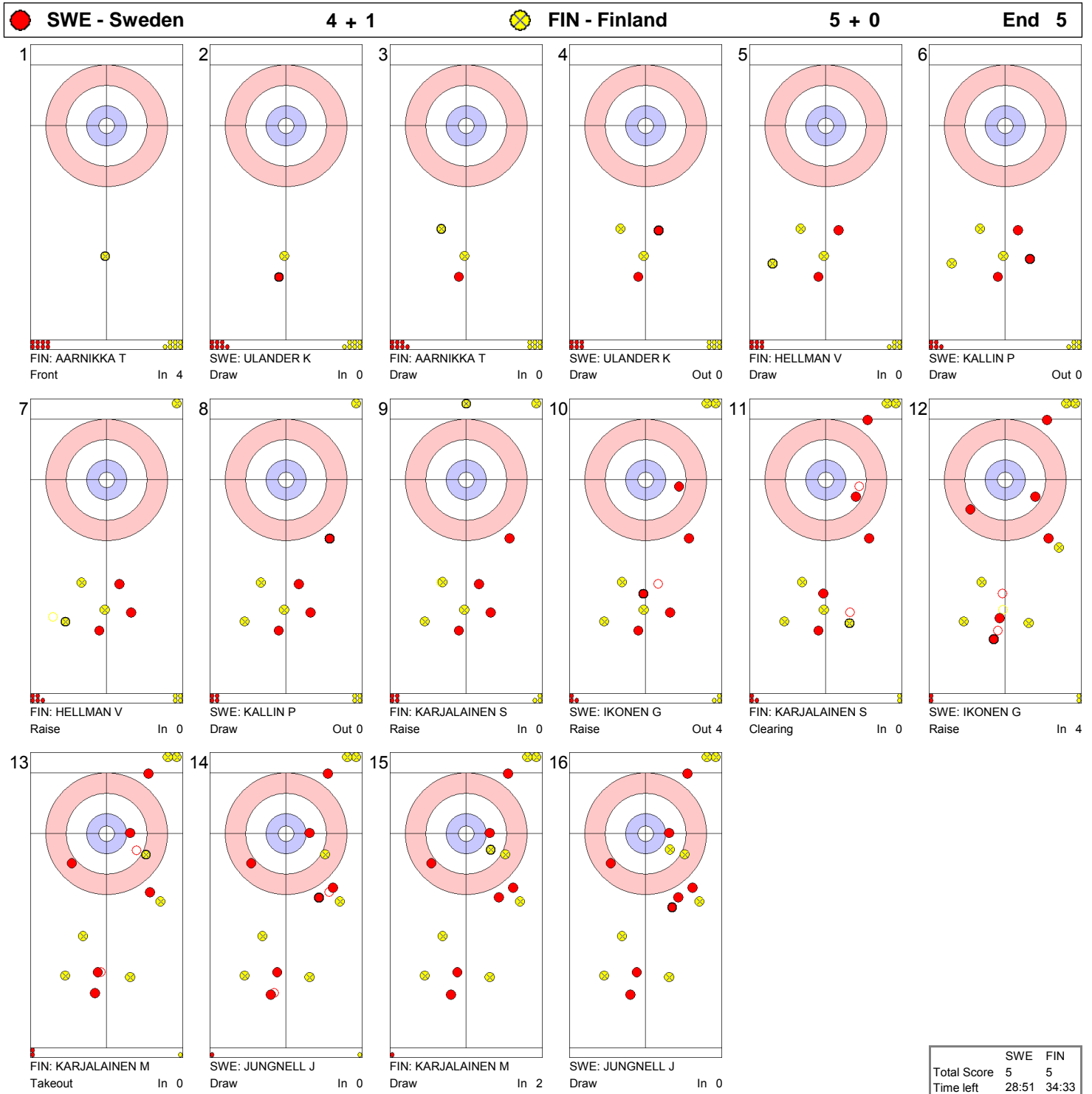
	SWE	FIN
Total Score	4	5
Time left	37:28	41:29



SAT 8 MAR 2014  
Start Time 15:30

Round Robin Session 2 - Sheet A  
Круговой турнир, сессия 2 - Дорожка А

Game - Shot by Shot  
Матч - бросок за броском

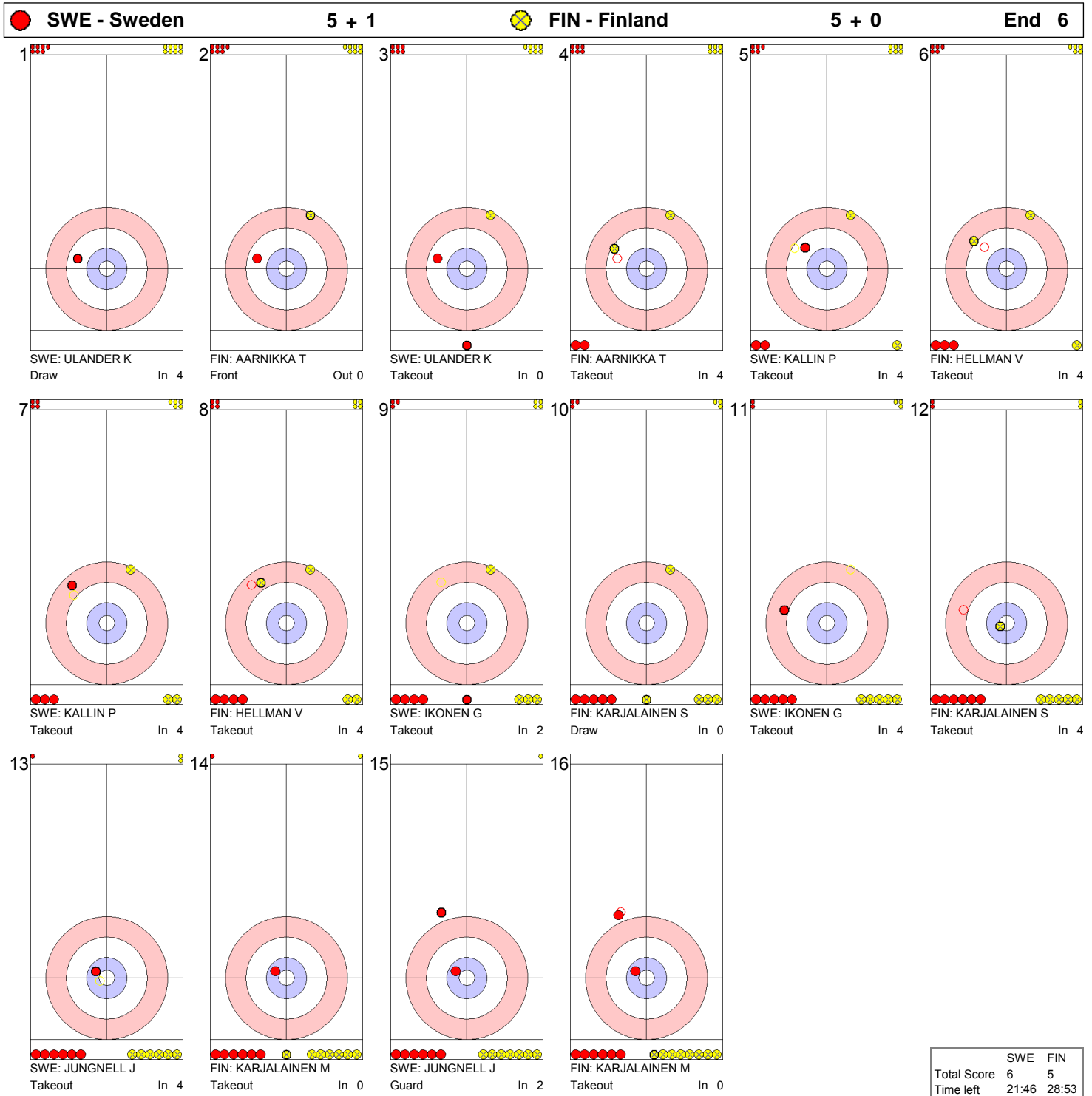




SAT 8 MAR 2014  
Start Time 15:30

Round Robin Session 2 - Sheet A  
Круговой турнир, сессия 2 - Дорожка А

Game - Shot by Shot  
Матч - бросок за броском





SAT 8 MAR 2014  
Start Time 15:30

Round Robin Session 2 - Sheet A  
Круговой турнир, сессия 2 - Дорожка А

Game - Shot by Shot  
Матч - бросок за броском



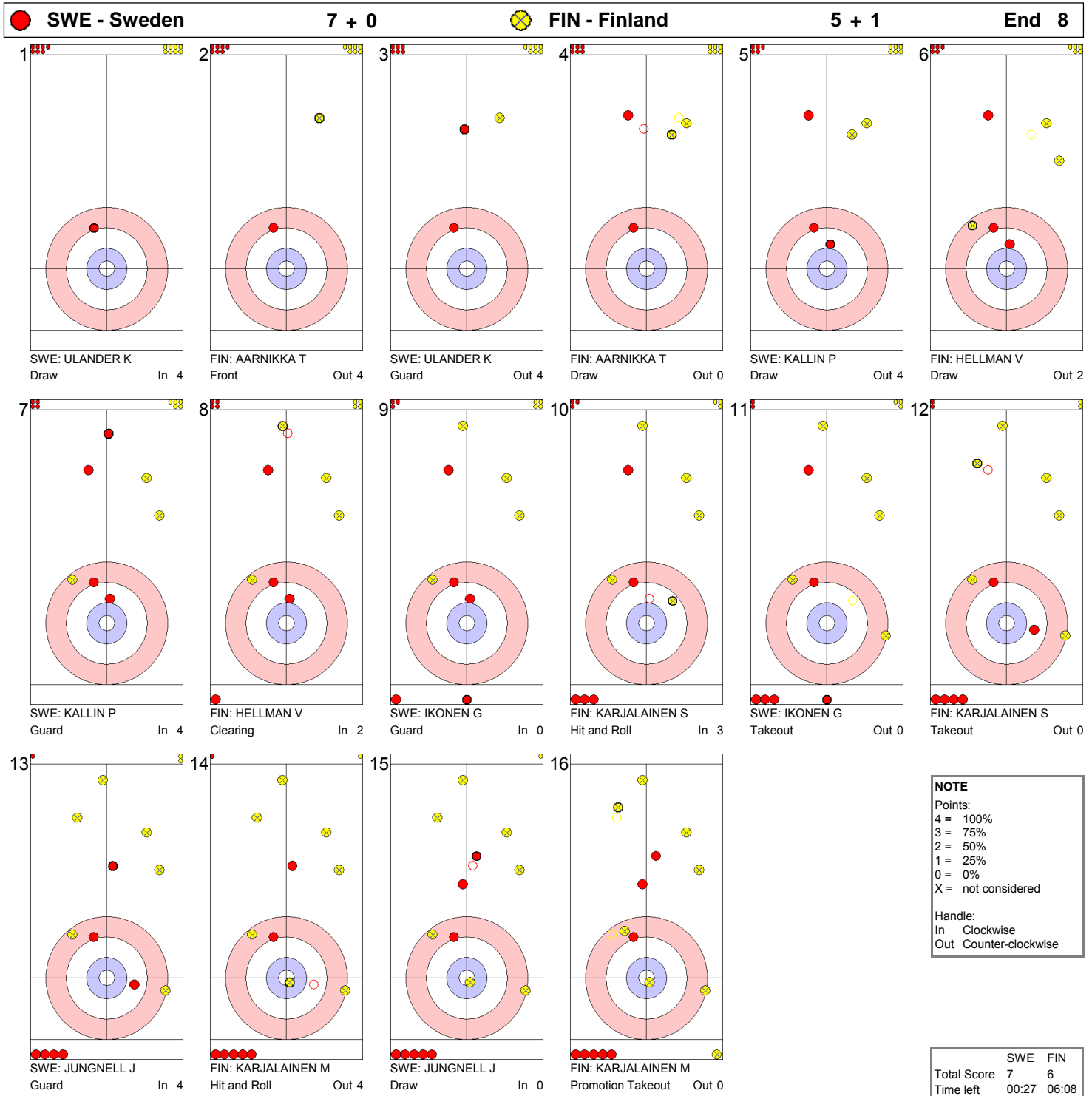
	SWE	FIN
Total Score	7	5
Time left	09:55	19:03



SAT 8 MAR 2014  
Start Time 15:30

Round Robin Session 2 - Sheet A  
Круговой турнир, сессия 2 - Дорожка А

Game - Shot by Shot  
Матч - бросок за броском





## Game Results

Результаты матча

Sheet	Game	Team	LSFE	1	2	3	4	5	6	7	8	Extra Ends	Total
B	2	CAN - Canada	*	0	1	0	2	0	1	0	1		5
	2	RUS - Russian Federation		1	0	1	0	1	0	1	0		4

CAN - Canada		Game	All
4 S	ARMSTRONG Jim	M	50 % 52 %
3 V	FORREST Ina	F	47 % 62 %
2	THIESSEN Dennis	M	69 % 52 %
1	IDESON Mark	M	31 % 31 %
A	GAUDET Sonja	F	- % 56 %
Team Total			49 % 52 %

RUS - Russian Federation		Game	All
4 S	SMIRNOV Andrey	M	59 % 56 %
3	SHEVCHENKO Alexander	M	31 % 45 %
2	PAKHOMOVA Svetlana	F	70 % 56 %
1 V	ROMANOV Marat	M	64 % 60 %
A	SLESARENKO Oxana	F	- % - %
Team Total			56 % 54 %

Time remaining: 4 minutes 20 seconds

Last Stone Draw: 48.8 cm

Time-out: end 8 - CAN stone 6

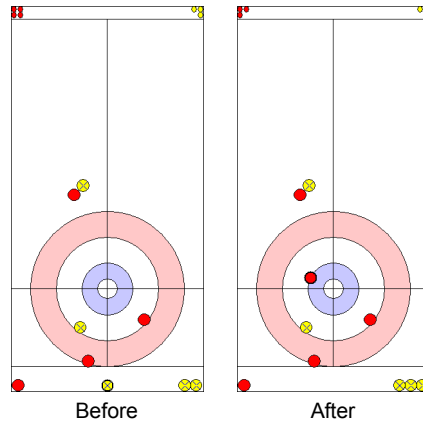
Time remaining: 0 minutes 31 seconds

Last Stone Draw: 133.5 cm

Time-out: end 8 - RUS stone 7

### Most Important Shot:

The Canadian Third FORREST I drew around two front stones to the four foot forcing the Russian team to try a difficult Tap Back to get shot stone. The Russian team failed on that and the Canadian team eventually won the game.



End: 8  
Team: CAN - Canada  
Player: FORREST I  
Stone: Third, 1st stone  
Task: Draw  
Handle: In-turn  
Points: 100%

● CAN  
● RUS

### NOTE

Team position and functions are attached to each team member's name as follows:  
4 = Fourth, 3 = Third, 2 = Second, 1 = Lead, A = Alternate, S = Skip, V = Vice-Skip

### LEGEND

F Female

LSFE (\*) Last stone first end

M Male



SAT 8 MAR 2014  
Start Time 15:30

**Game - Shot by Shot**  
Матч - бросок за броском



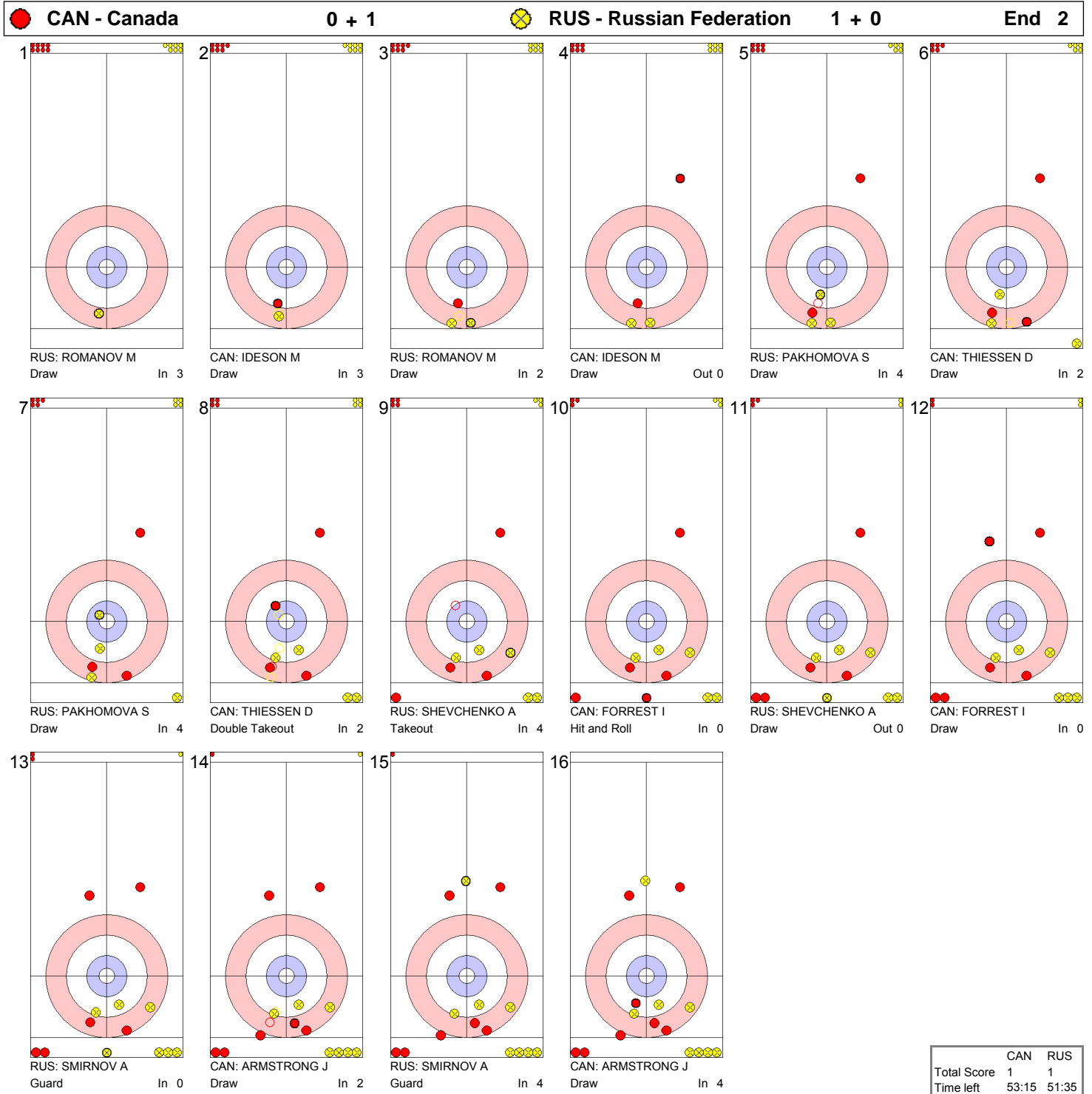
	CAN	RUS
Total Score	0	1
Time left	60:46	60:27



SAT 8 MAR 2014  
Start Time 15:30

Round Robin Session 2 - Sheet B  
Круговой турнир, сессия 2 - Дорожка B

Game - Shot by Shot  
Матч - бросок за броском



	CAN	RUS
Total Score	1	1
Time left	53:15	51:35





SAT 8 MAR 2014  
Start Time 15:30

Round Robin Session 2 - Sheet B  
Круговой турнир, сессия 2 - Дорожка B

Game - Shot by Shot  
Матч - бросок за броском



	CAN	RUS
Total Score	1	2
Time left	46:18	41:56



SAT 8 MAR 2014  
Start Time 15:30

Round Robin Session 2 - Sheet B  
Круговой турнир, сессия 2 - Дорожка B

Game - Shot by Shot

Матч - бросок за броском





SAT 8 MAR 2014  
Start Time 15:30

Round Robin Session 2 - Sheet B  
Круговой турнир, сессия 2 - Дорожка B

Game - Shot by Shot  
Матч - бросок за броском

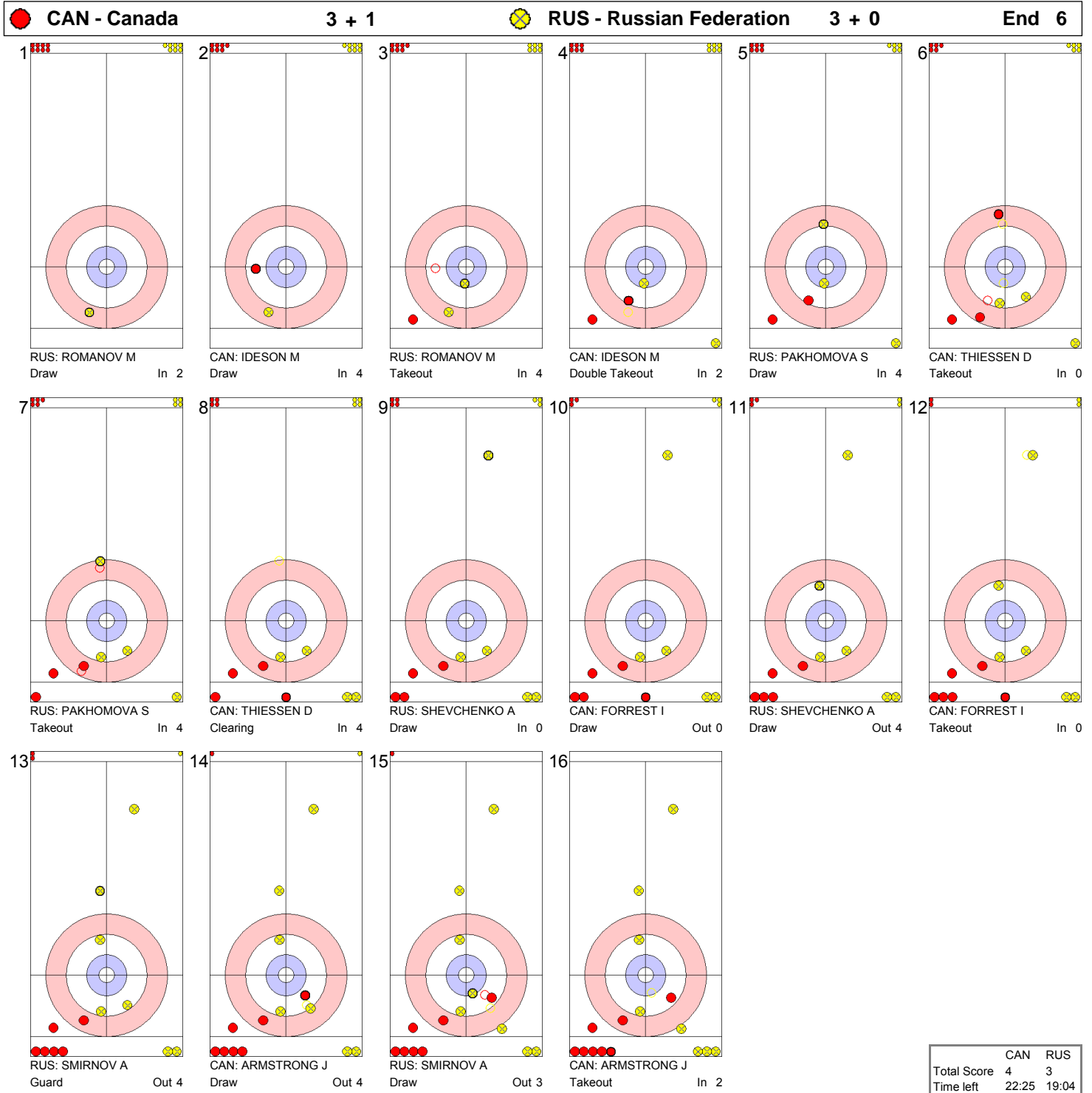


	CAN	RUS
Total Score	3	3
Time left	31:06	25:56



SAT 8 MAR 2014  
Start Time 15:30

**Game - Shot by Shot**  
Матч - бросок за броском



	CAN	RUS
Total Score	4	3
Time left	22:25	19:04



SAT 8 MAR 2014  
Start Time 15:30

**Game - Shot by Shot**  
Матч - бросок за броском





SAT 8 MAR 2014  
Start Time 15:30

**Round Robin Session 2 - Sheet B**  
Круговой турнир, сессия 2 - Дорожка B

**Game - Shot by Shot**  
Матч - бросок за броском





## Game Results

Результаты матча

Sheet	Game	Team	LSFE	1	2	3	4	5	6	7	8	Extra Ends	Total
C	2	USA - United States of America	*	0	1	0	3	0	1	0	X		5
	2	KOR - Republic of Korea		3	0	3	0	2	0	1	X		9

USA - United States of America			Game	All
4 S	McDONALD Patrick	M	34 %	32 %
3 V	JOSEPH Jimmy	M	27 %	38 %
2	GREELY Penny	F	45 %	42 %
1	LINO Meghan	F	70 %	70 %
A	PALMER Dave	M	- %	23 %
Team Total			45 %	40 %

KOR - Republic of Korea			Game	All
4 S	KIM Myung-Jin	M	46 %	32 %
3 V	KIM Jong-Pan	M	59 %	46 %
2	SEO Soon-Seok	M	53 %	60 %
1	KANG Mi-Suk	F	42 %	59 %
A	YUN Hee Kyeong	F	- %	- %
Team Total			50 %	49 %

Time remaining: 11 minutes 54 seconds

Last Stone Draw: 120.8 cm

Time-out: end 6 - USA stone 8

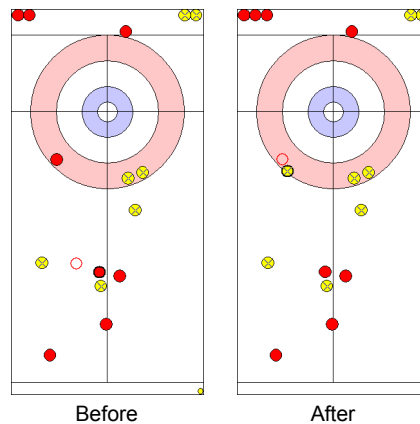
Time remaining: 8 minutes 58 seconds

Last Stone Draw: 141.0 cm

Time-out: end 4 - KOR stone 8

### Most Important Shot:

The Korean Skip KIM MJ made a nice Takeout to score three stones and take a clear lead in the game.



End: 3  
Team: KOR - Korea  
Player: KIM MJ  
Stone: Fourth, 2nd stone  
Task: Takeout  
Handle: Out-turn  
Points: 100%

● USA  
● KOR

### NOTE

Team position and functions are attached to each team member's name as follows:  
4 = Fourth, 3 = Third, 2 = Second, 1 = Lead, A = Alternate, S = Skip, V = Vice-Skip

### LEGEND

F Female

LSFE (\*) Last stone first end

M Male

X Unplayed/unfinished end due to concession



SAT 8 MAR 2014  
Start Time 15:30

**Game - Shot by Shot**  
Матч - бросок за броском

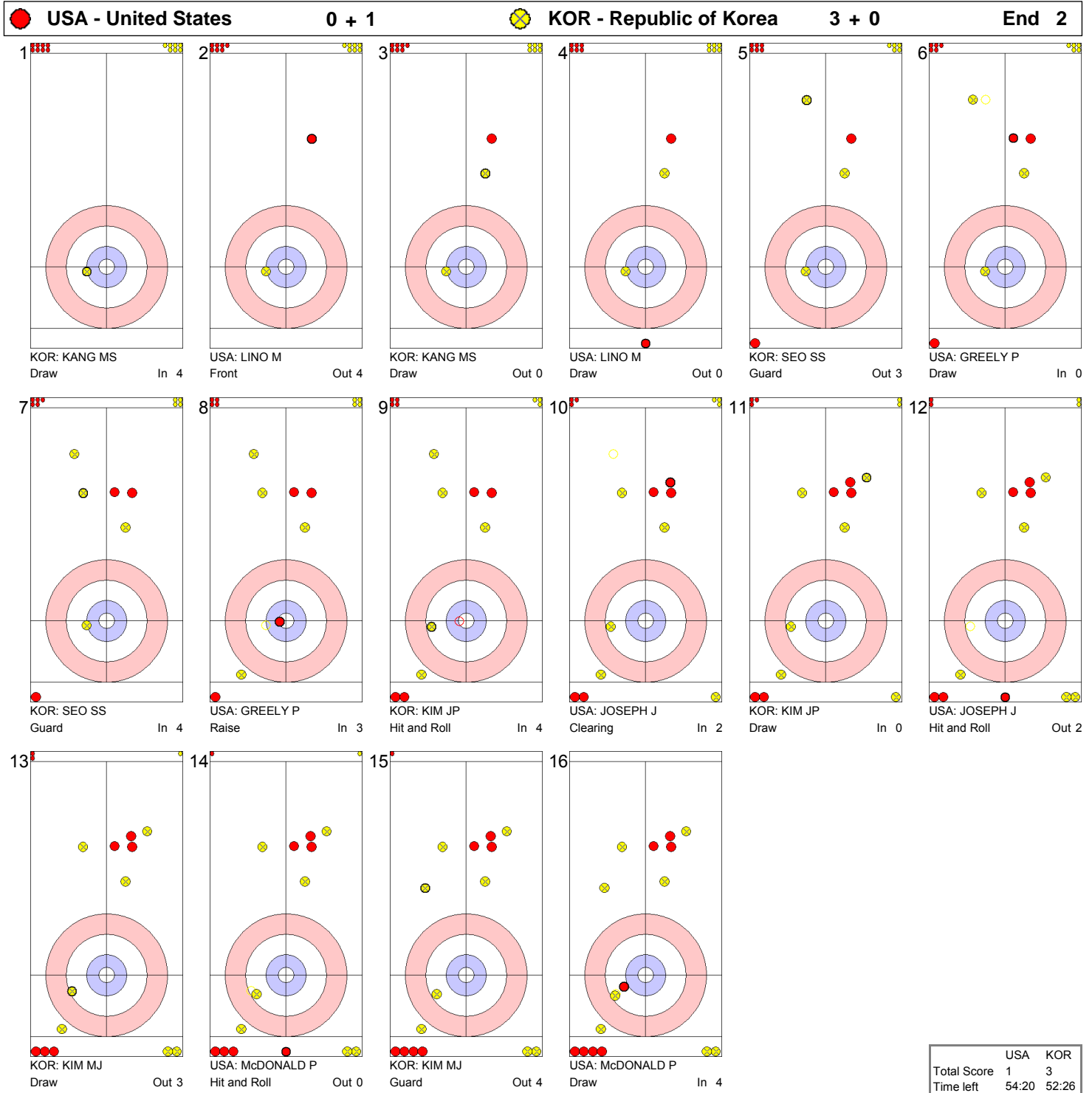






SAT 8 MAR 2014  
Start Time 15:30

**Game - Shot by Shot**  
Матч - бросок за броском



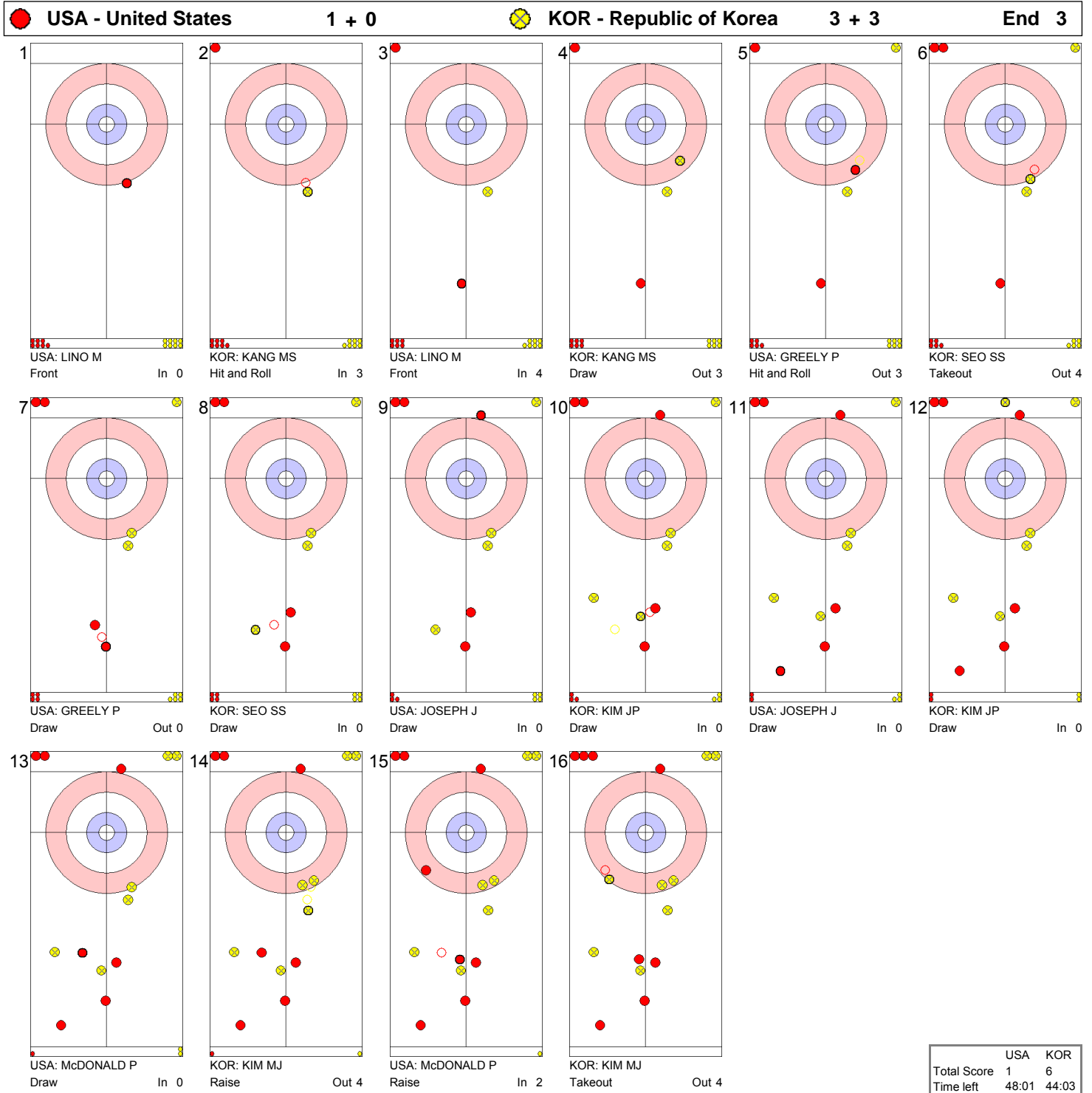
	USA	KOR
Total Score	1	3
Time left	54:20	52:26



SAT 8 MAR 2014  
Start Time 15:30

Round Robin Session 2 - Sheet C  
Круговой турнир, сессия 2 - Дорожка C

Game - Shot by Shot  
Матч - бросок за броском







SAT 8 MAR 2014  
Start Time 15:30

Round Robin Session 2 - Sheet C  
Круговой турнир, сессия 2 - Дорожка C

Game - Shot by Shot  
Матч - бросок за броском

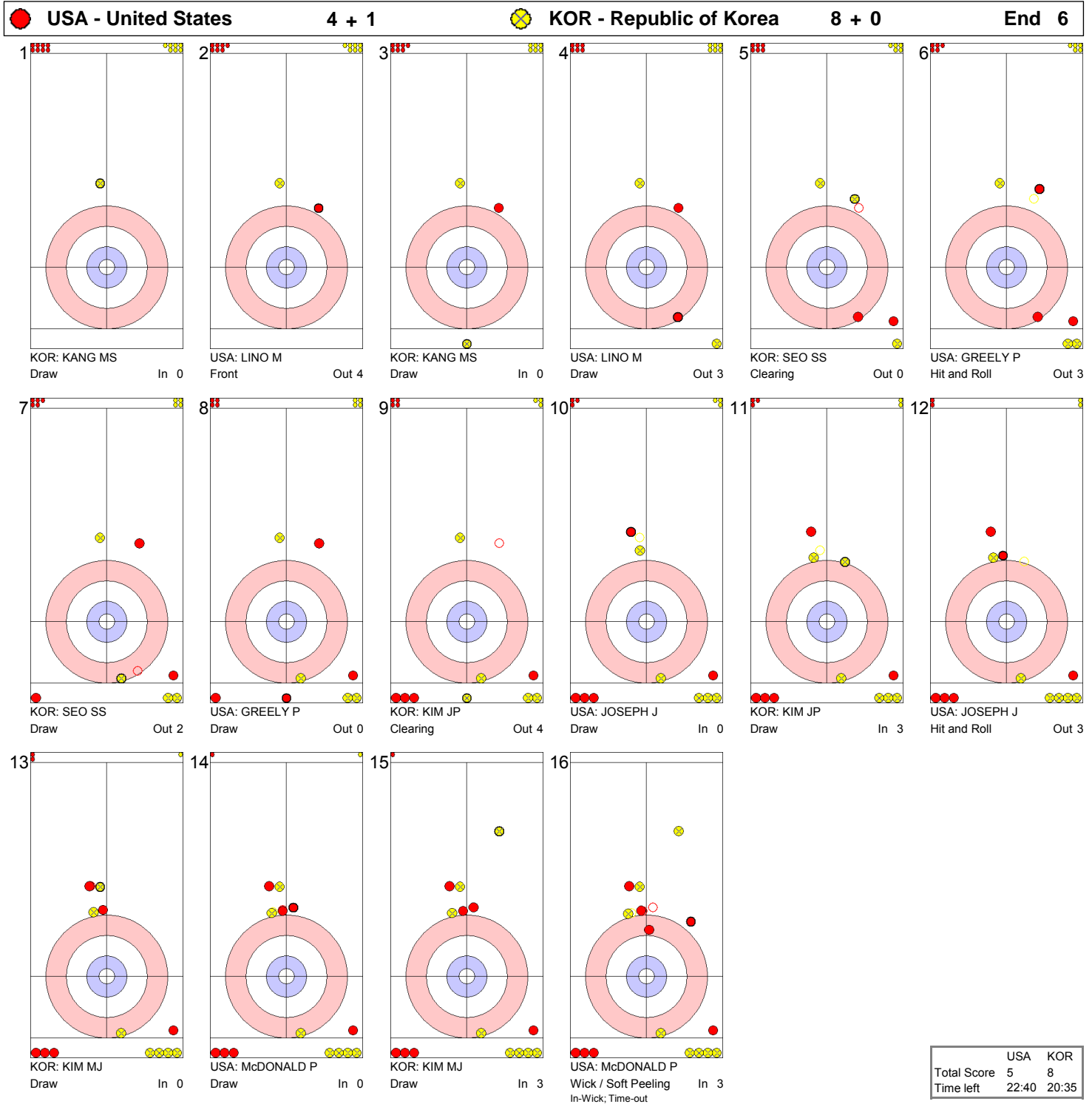




SAT 8 MAR 2014  
Start Time 15:30

Round Robin Session 2 - Sheet C  
Круговой турнир, сессия 2 - Дорожка C

Game - Shot by Shot  
Матч - бросок за броском



	USA	KOR
Total Score	5	8
Time left	22:40	20:35



SAT 8 MAR 2014  
Start Time 15:30

Round Robin Session 2 - Sheet C  
Круговой турнир, сессия 2 - Дорожка C

Game - Shot by Shot  
Матч - бросок за броском

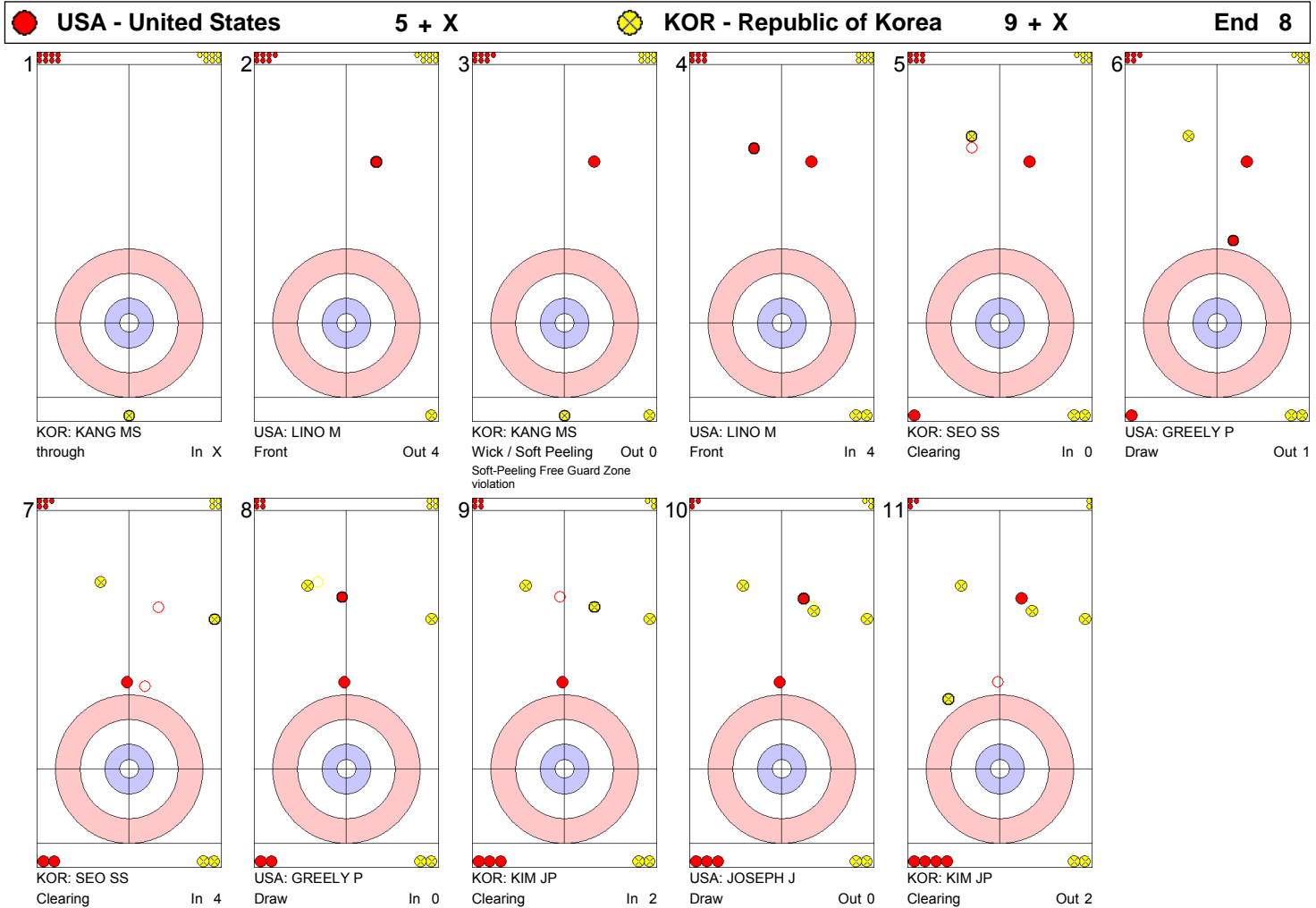




SAT 8 MAR 2014  
Start Time 15:30

Round Robin Session 2 - Sheet C  
Круговой турнир, сессия 2 - Дорожка C

Game - Shot by Shot  
Матч - бросок за броском



**NOTE**  
Points:  
4 = 100%  
3 = 75%  
2 = 50%  
1 = 25%  
0 = 0%  
X = not considered  
  
Handle:  
In Clockwise  
Out Counter-clockwise

**LEGEND**  
X Unfinished end due to concession

	USA	KOR
Total Score	5	9
Time left	11:54	08:58



SAT 8 MAR 2014  
Start Time 15:30

Round Robin Session 2 - Sheet D  
Круговой турнир, сессия 2 - Дорожка D

## Game Results

Результаты матча

Sheet	Game	Team	LSFE	1	2	3	4	5	6	7	8	Extra Ends	Total
D	2	NOR - Norway		0	1	0	0	1	1	0	X		3
	2	CHN - People's Republic of China	*	2	0	3	1	0	0	1	X		7

NOR - Norway		Game	All
4 S	LORENTSEN Rune	M	59 % 61 %
3 V	STORDAHL Jostein	M	63 % 63 %
2	SAMDAL Anne Mette	F	58 % 68 %
1	RAFDAL Terje	M	80 % 68 %
A	LOECHEN Sissel	F	- % - %
Team Total			65 % 65 %

CHN - People's Republic of China		Game	All
4 S	WANG Haitao	M	59 % 55 %
3 V	ZHANG Qiang	M	50 % 40 %
2	LIU Wei	M	78 % 64 %
1	XU Guangqin	F	22 % 44 %
A	HE Jun	M	- % - %
Team Total			52 % 51 %

Time remaining: 5 minutes 26 seconds

Last Stone Draw: 185.4 cm (out)

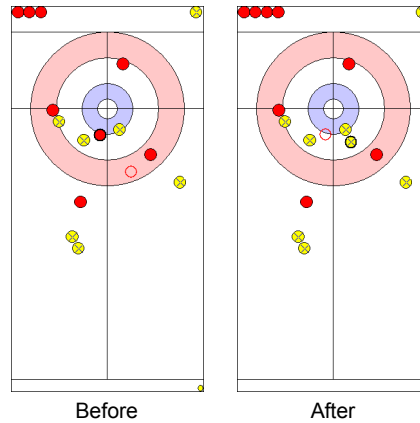
Time-out: end 3 - NOR stone 8

Time remaining: 9 minutes 46 seconds

Last Stone Draw: 50.2 cm

### Most Important Shot:

The Chinese Skip WANG H made a Takeout on a stone in the four foot and raised another to the back twelve foot to sit behind cover. The Norwegian Skip LORENTSEN R tried to take out a stone in the eight foot behind cover but wicked off his own stone and rolled to the four foot. The Chinese Skip WANG H then made a Takeout to score three.



End: 3  
Team: CHN - China  
Player: WANG H  
Stone: Fourth, 2nd stone  
Task: Takeout  
Handle: Out-turn  
Points: 100%

● NOR  
● CHN

### NOTE

Team position and functions are attached to each team member's name as follows:  
4 = Fourth, 3 = Third, 2 = Second, 1 = Lead, A = Alternate, S = Skip, V = Vice-Skip

### LEGEND

F Female

LSFE (\*) Last stone first end

M Male

X Unplayed/unfinished end due to concession





SAT 8 MAR 2014  
Start Time 15:30

Round Robin Session 2 - Sheet D  
Круговой турнир, сессия 2 - Дорожка D

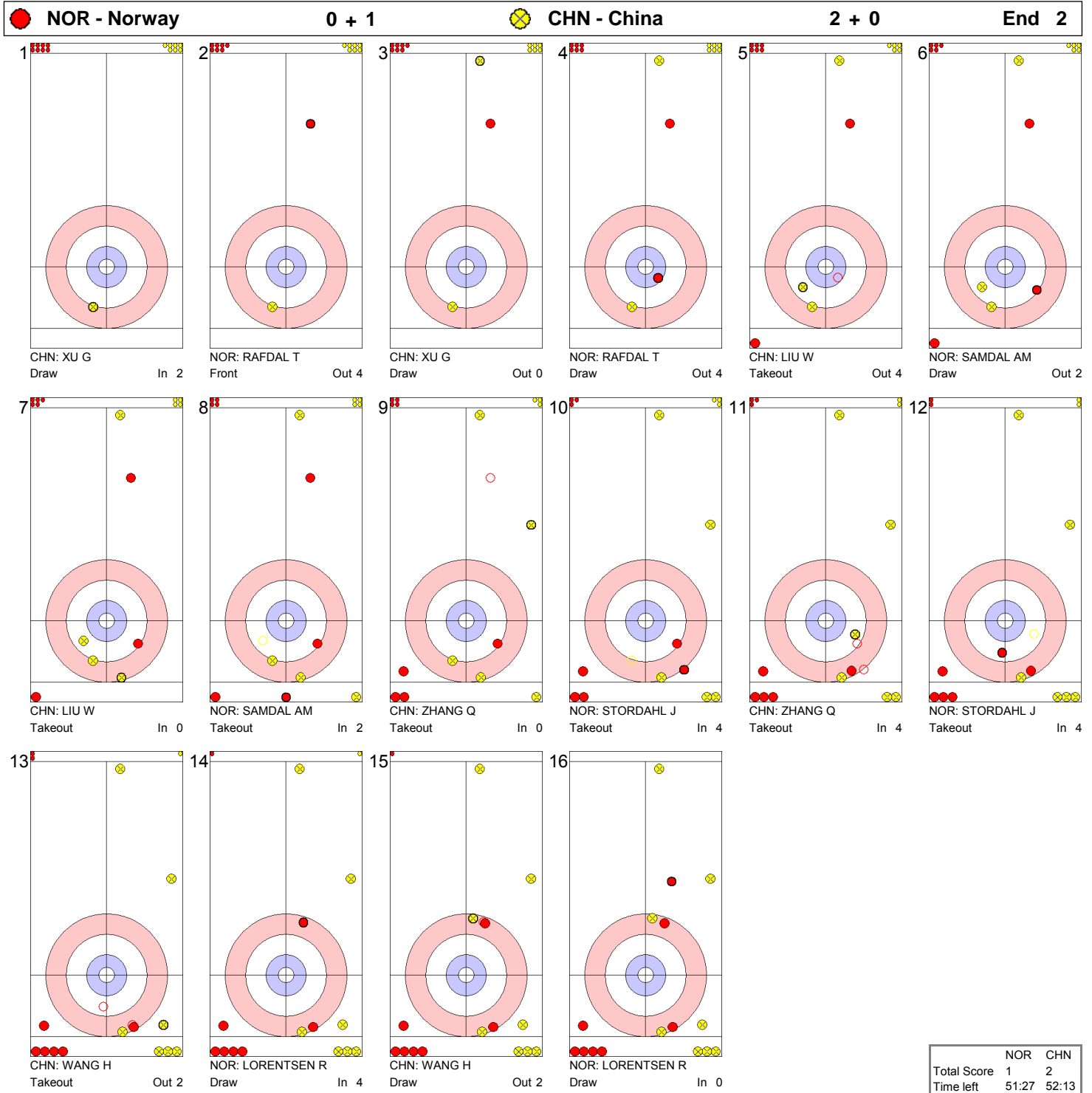
Game - Shot by Shot  
Матч - бросок за броском





SAT 8 MAR 2014  
Start Time 15:30

**Game - Shot by Shot**  
Матч - бросок за броском



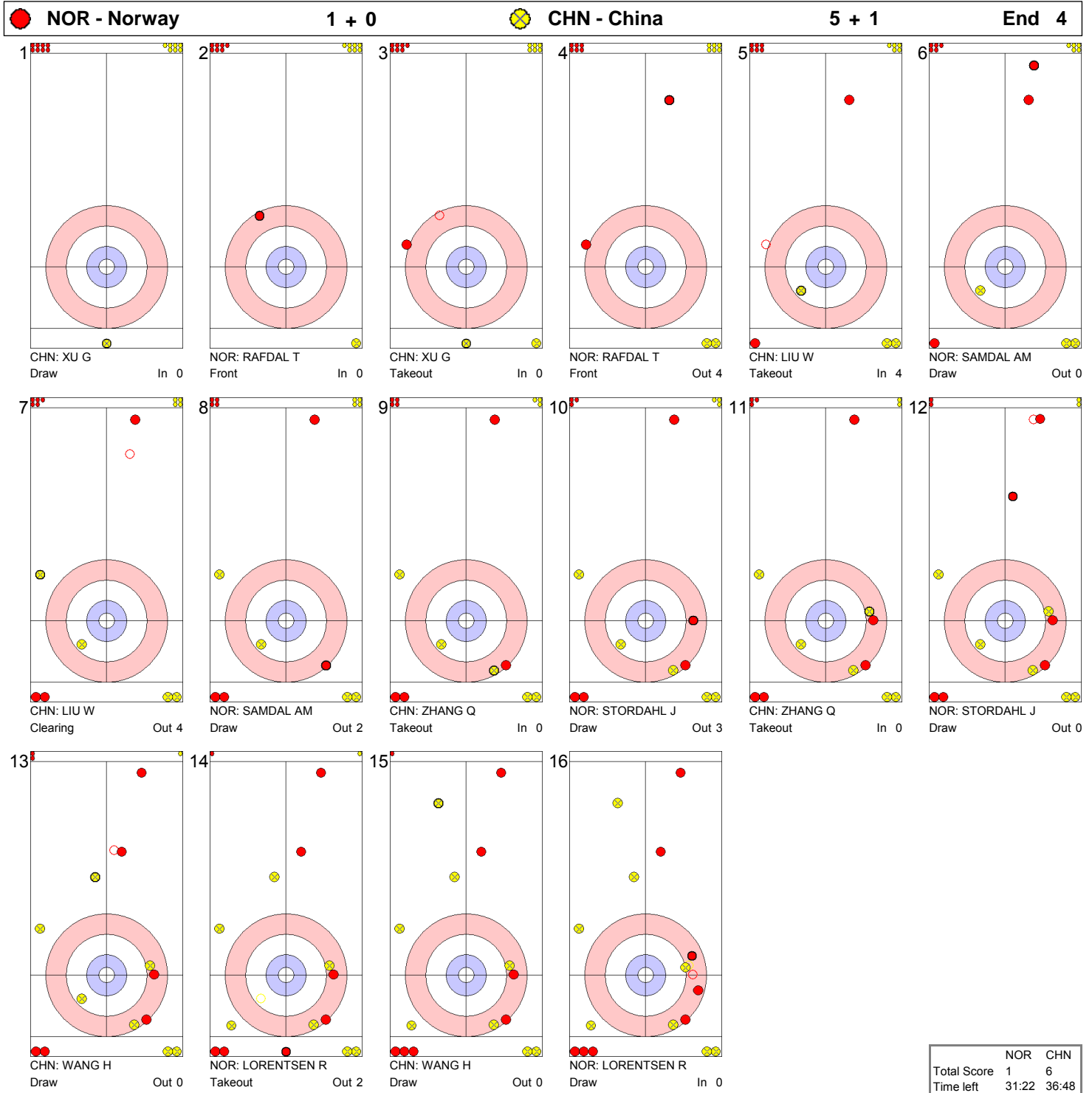


**Game - Shot by Shot**  
Матч - бросок за броском





Game - Shot by Shot  
Матч - бросок за броском





SAT 8 MAR 2014  
Start Time 15:30

Round Robin Session 2 - Sheet D  
Круговой турнир, сессия 2 - Дорожка D

Game - Shot by Shot  
Матч - бросок за броском

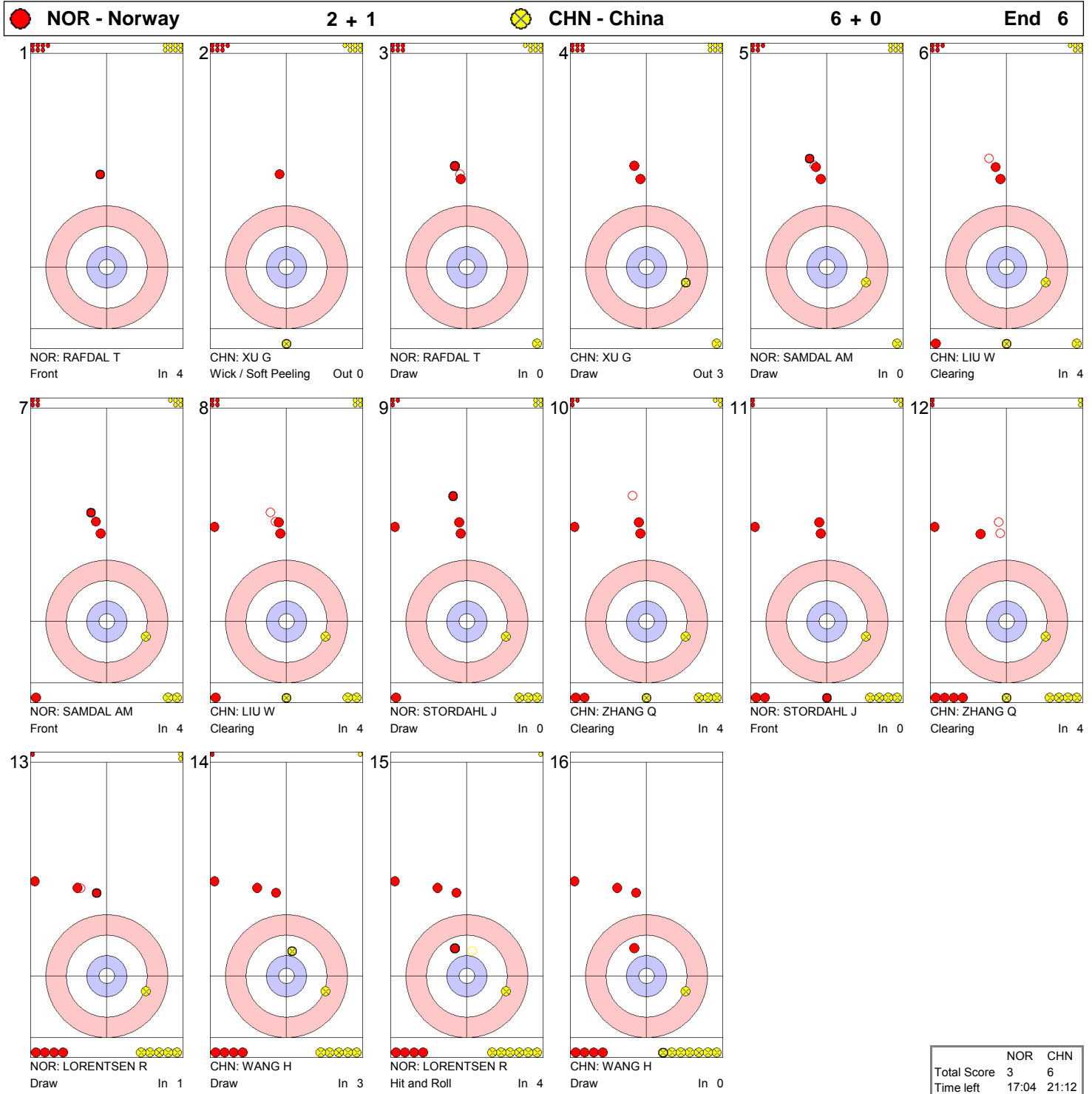




SAT 8 MAR 2014  
Start Time 15:30

Round Robin Session 2 - Sheet D  
Круговой турнир, сессия 2 - Дорожка D

Game - Shot by Shot  
Матч - бросок за броском





SAT 8 MAR 2014  
Start Time 15:30

**Game - Shot by Shot**  
Матч - бросок за броском

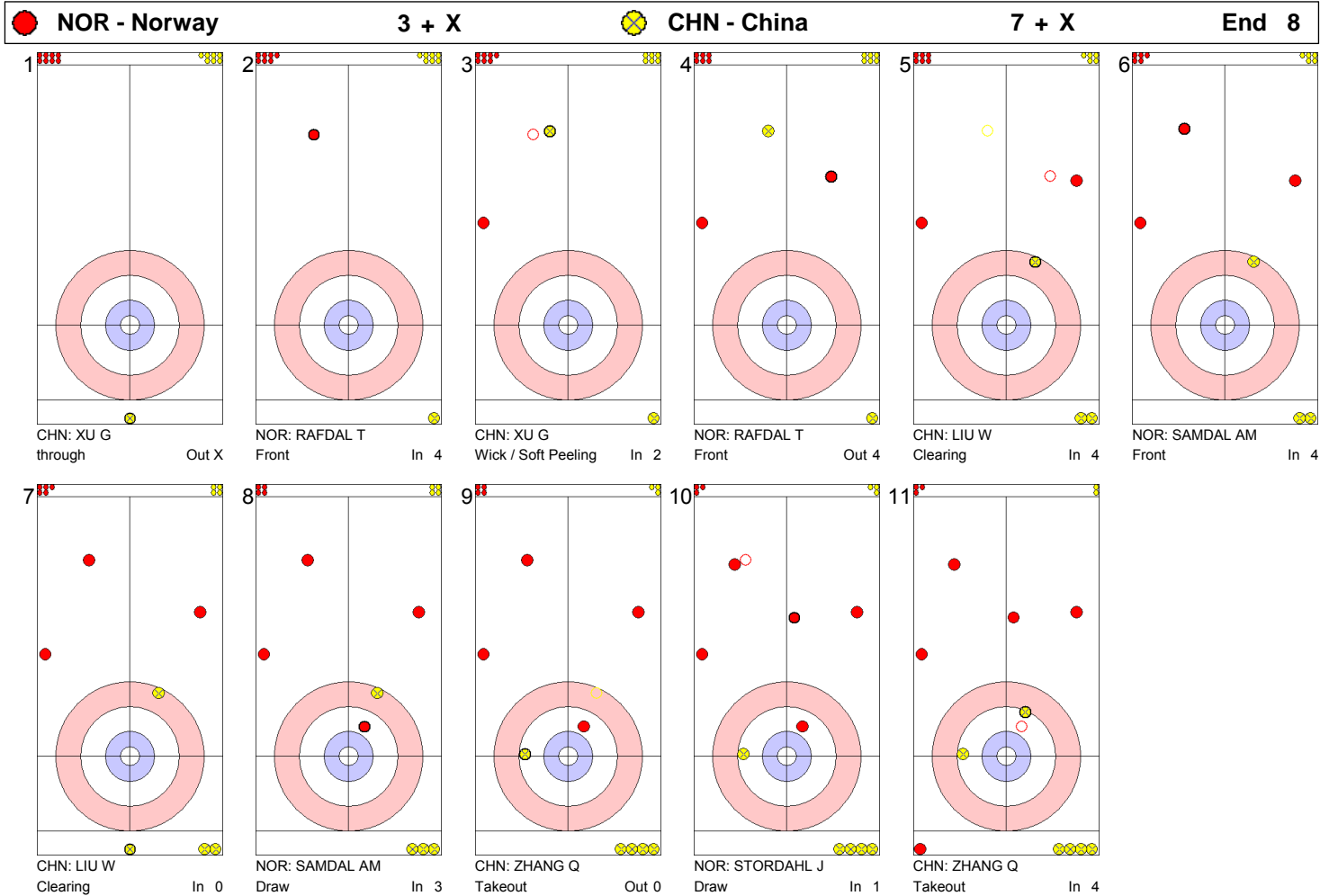




SAT 8 MAR 2014  
Start Time 15:30

Round Robin Session 2 - Sheet D  
Круговой турнир, сессия 2 - Дорожка D

Game - Shot by Shot  
Матч - бросок за броском



**NOTE**  
Points:  
4 = 100%  
3 = 75%  
2 = 50%  
1 = 25%  
0 = 0%  
X = not considered  
Handle:  
In Clockwise  
Out Counter-clockwise

**LEGEND**  
X Unfinished end due to concession

	NOR	CHN
Total Score	3	7
Time left	05:26	09:46





SAT 8 MAR 2014  
Start Time 9:30

## Session Results and Standings

Результаты сессии и текущее положение команд

Sheet	Game	Team	LSFE	1	2	3	4	5	6	7	8	Extra Ends	Total
A	1	RUS - Russian Federation	*	0	1	1	0	1	1	0	1		5
	1	CHN - People's Republic of China		1	0	0	1	0	0	2	0		4
B	1	KOR - Republic of Korea		0	0	0	0	0	0	X	X		0
	1	NOR - Norway	*	0	0	2	3	1	4	X	X		10
C	1	CAN - Canada	*	0	0	2	0	1	1	1	1		6
	1	GBR - Great Britain		1	1	0	1	0	0	0	0		3
D	1	SVK - Slovakia		2	1	0	0	1	1	0	1		6
	1	USA - United States of America	*	0	0	1	1	0	0	2	0		4

## Standings after Round Robin Session 1

Rank	Team	Games	Wins	Losses
1	CAN - Canada	1	1	0
1	NOR - Norway	1	1	0
1	RUS - Russian Federation	1	1	0
1	SVK - Slovakia	1	1	0
5	FIN - Finland	0	0	0
5	SWE - Sweden	0	0	0
7	CHN - People's Republic of China	1	0	1
7	GBR - Great Britain	1	0	1
7	KOR - Republic of Korea	1	0	1
7	USA - United States of America	1	0	1

### LEGEND

LSFE (\*) Last stone first end

X Unplayed/unfinished end due to concession



SAT 8 MAR 2014  
Start Time 9:30

Round Robin Session 1 - Sheet A  
Круговой турнир, сессия 1 - Дорожка А

## Game Results

Результаты матча

Sheet	Game	Team	LSFE	1	2	3	4	5	6	7	8	Extra Ends	Total
A	1	RUS - Russian Federation	*	0	1	1	0	1	1	0	1		5
	1	CHN - People's Republic of China		1	0	0	1	0	0	2	0		4

RUS - Russian Federation		Game	All
4 S	SMIRNOV Andrey	M	52 %
3	SHEVCHENKO Alexander	M	58 %
2	PAKHOMOVA Svetlana	F	42 %
1 V	ROMANOV Marat	M	56 %
A	SLESARENKO Oxana	F	- %
Team Total			52 %

CHN - People's Republic of China		Game	All
4 S	WANG Haitao	M	52 %
3 V	ZHANG Qiang	M	30 %
2	LIU Wei	M	50 %
1	XU Guangqin	F	64 %
A	HE Jun	M	- %
Team Total			49 %

Time remaining: 2 minutes 7 seconds

Last Stone Draw: 40.1 cm

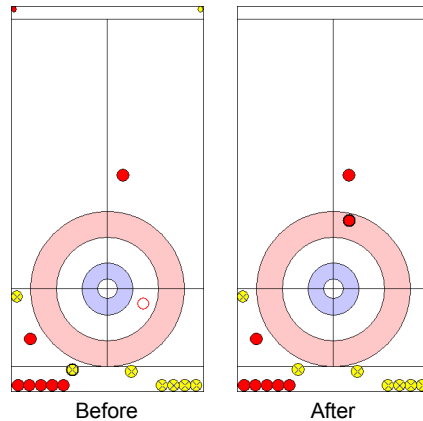
Time-out: end 8 - RUS stone 7

Time remaining: 1 minute 19 seconds

Last Stone Draw: 53.1 cm

### Most Important Shot:

The Russian Skip SMIRNOV A executed a very precise Draw behind the guard and forced the Chinese Skip WANG H to play a Draw to score one. He was too short and gave the Russian team a steal of one.



End: 6  
Team: RUS - Russia  
Player: SMIRNOV A  
Stone: Fourth, 2nd stone  
Task: Draw  
Handle: Out-turn  
Points: 100%

● RUS  
● CHN

### NOTE

Team position and functions are attached to each team member's name as follows:  
4 = Fourth, 3 = Third, 2 = Second, 1 = Lead, A = Alternate, S = Skip, V = Vice-Skip

### LEGEND

F Female

LSFE (\*) Last stone first end

M Male



SAT 8 MAR 2014  
Start Time 9:30

Round Robin Session 1 - Sheet A  
Круговой турнир, сессия 1 - Дорожка А

Game - Shot by Shot  
Матч - бросок за броском

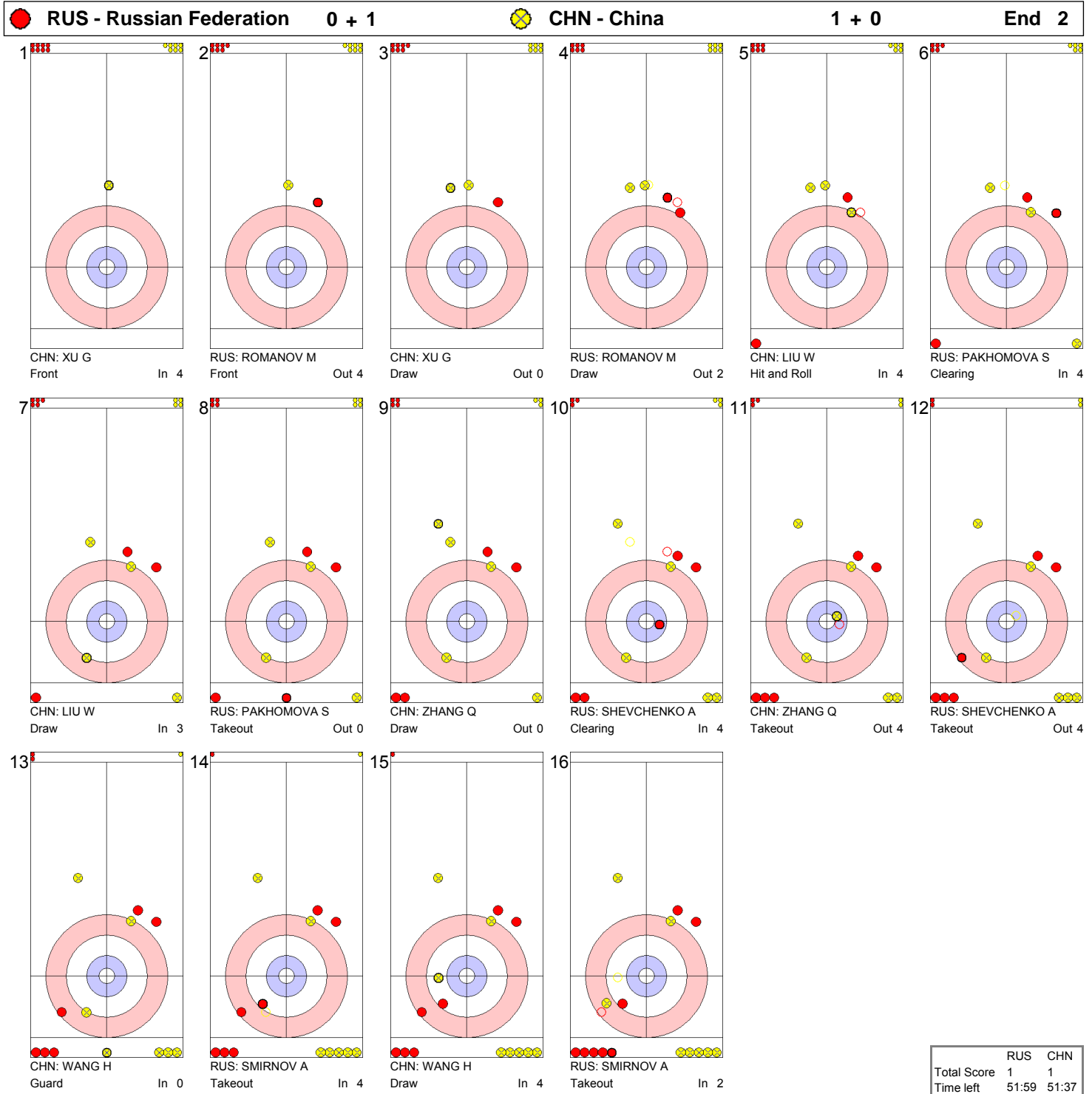




SAT 8 MAR 2014  
Start Time 9:30

Round Robin Session 1 - Sheet A  
Круговой турнир, сессия 1 - Дорожка А

Game - Shot by Shot  
Матч - бросок за броском



	RUS	CHN
Total Score	1	1
Time left	51:59	51:37



SAT 8 MAR 2014  
Start Time 9:30

**Game - Shot by Shot**  
Матч - бросок за броском





SAT 8 MAR 2014  
Start Time 9:30

**Game - Shot by Shot**  
Матч - бросок за броском





SAT 8 MAR 2014  
Start Time 9:30

Round Robin Session 1 - Sheet A  
Круговой турнир, сессия 1 - Дорожка А

Game - Shot by Shot

Матч - бросок за броском

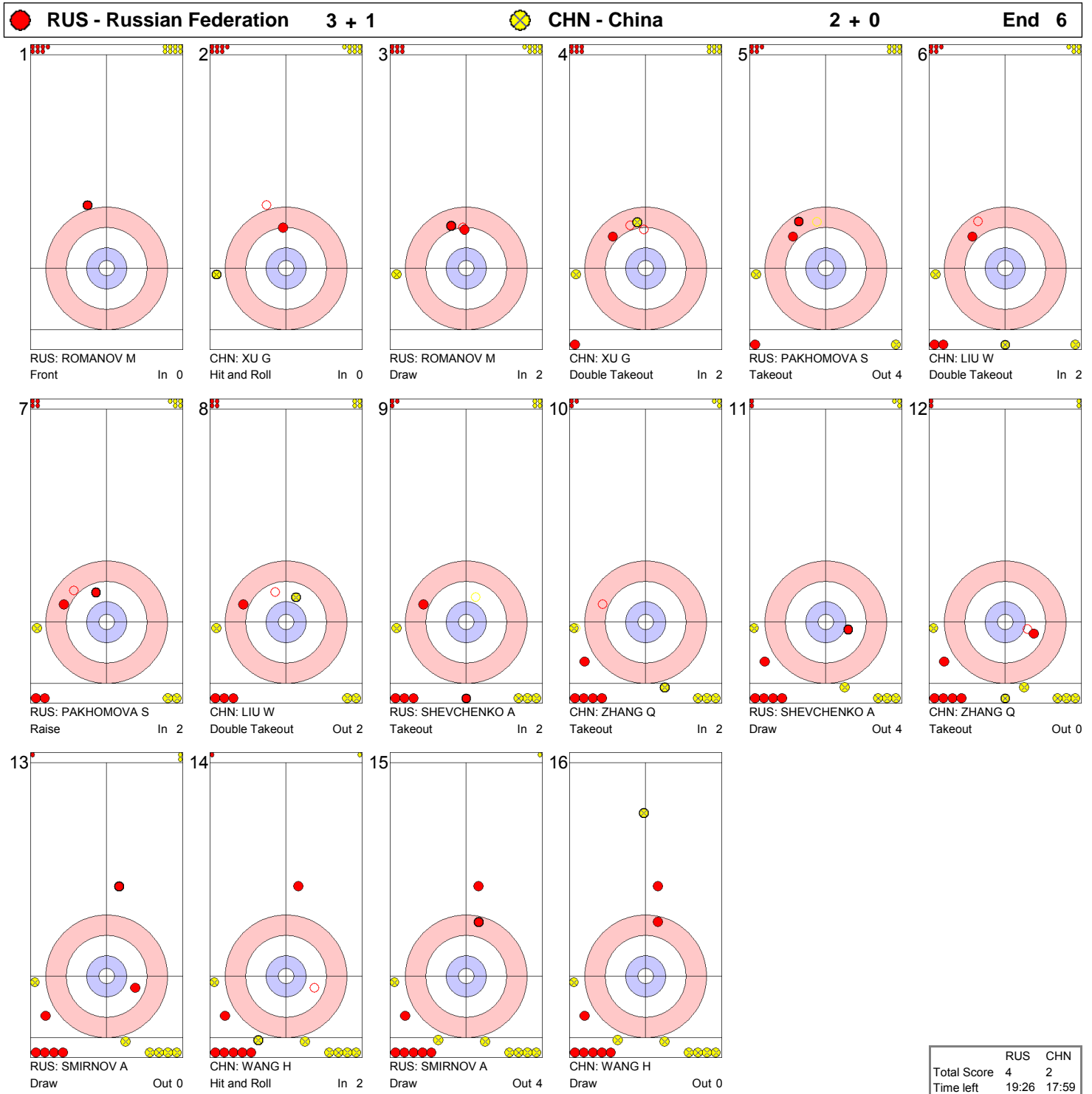




SAT 8 MAR 2014  
Start Time 9:30

Round Robin Session 1 - Sheet A  
Круговой турнир, сессия 1 - Дорожка А

Game - Shot by Shot  
Матч - бросок за броском







SAT 8 MAR 2014  
Start Time 9:30

Round Robin Session 1 - Sheet A  
Круговой турнир, сессия 1 - Дорожка А

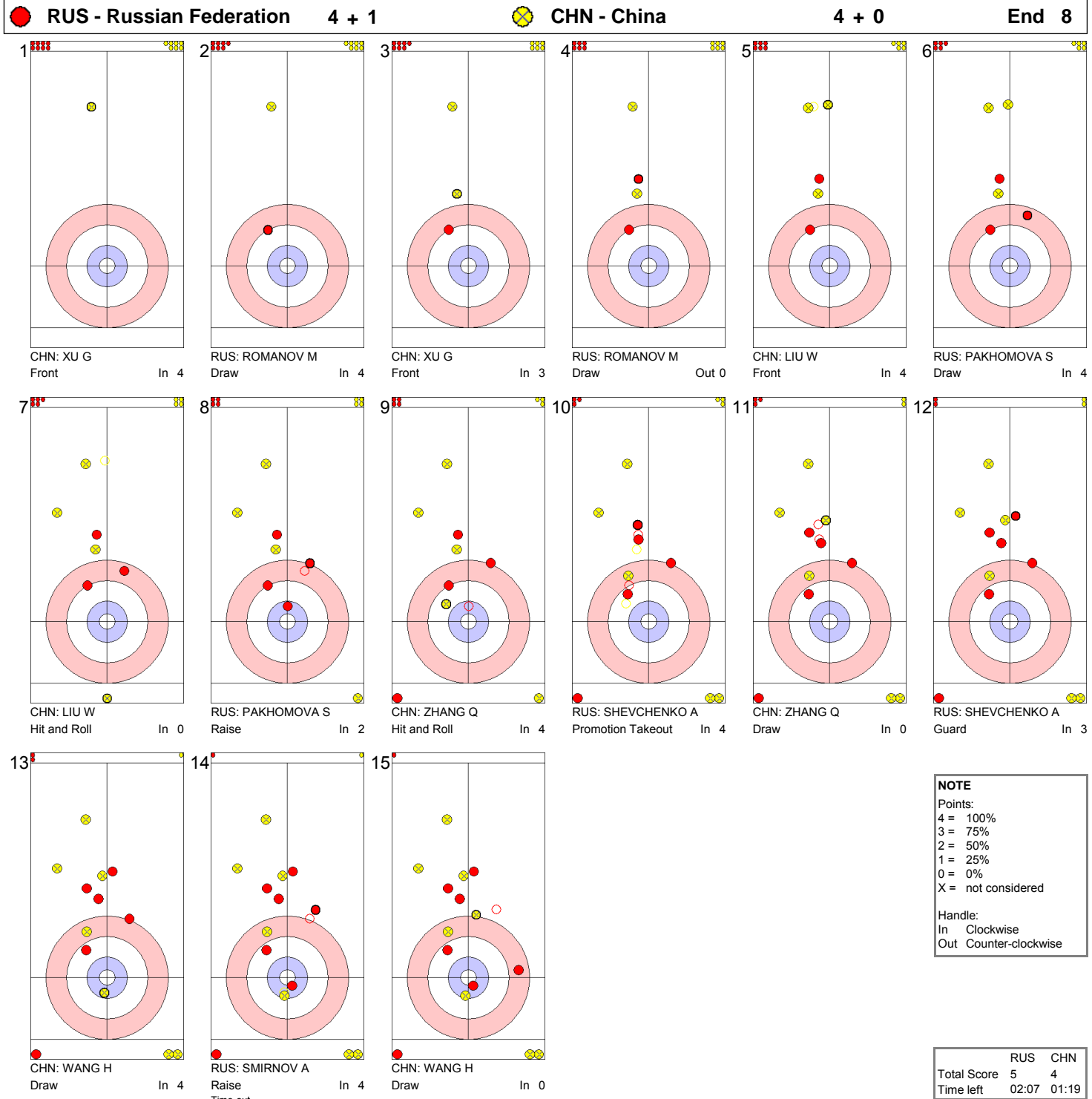
Game - Shot by Shot  
Матч - бросок за броском



	RUS	CHN
Total Score	4	4
Time left	10:30	09:44



**Game - Shot by Shot**  
Матч - бросок за броском





SAT 8 MAR 2014  
Start Time 9:30

Round Robin Session 1 - Sheet B  
Круговой турнир, сессия 1 - Дорожка B

## Game Results

Результаты матча

Sheet	Game	Team	LSFE	1	2	3	4	5	6	7	8	Extra Ends	Total
B	1	KOR - Republic of Korea		0	0	0	0	0	0	X	X		0
	1	NOR - Norway	*	0	0	2	3	1	4	X	X		10

KOR - Republic of Korea		Game	All
4 S	KIM Myung-Jin	M	15 %
3 V	KIM Jong-Pan	M	27 %
2	SEO Soon-Seok	M	69 %
1	KANG Mi-Suk	F	81 %
A	YUN Hee Kyeong	F	- %
Team Total			48 %

Time remaining: 18 minutes 44 seconds

Last Stone Draw: 185.4 cm (out)

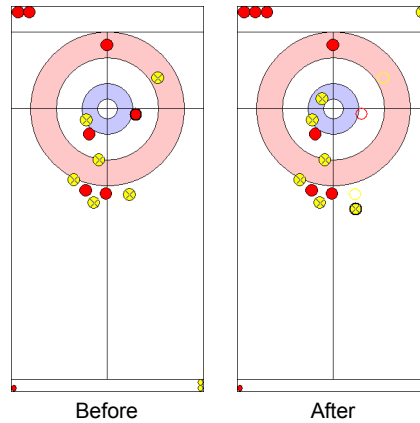
NOR - Norway		Game	All
4 S	LORENTSEN Rune	M	64 %
3 V	STORDAHL Jostein	M	63 %
2	SAMDAL Anne Mette	F	81 %
1	RAFDAL Terje	M	50 %
A	LOECHEN Sissel	F	- %
Team Total			65 %

Time remaining: 20 minutes 57 seconds

Last Stone Draw: 39.3 cm

### Most Important Shot:

The Norwegian Skip LORENTSEN R played a difficult Promotion Takeout to lay shot and second stone and score two in the end.



End: 3  
Team: NOR - Norway  
Player: LORENTSEN R  
Stone: Fourth, 1st stone  
Task: Promotion Takeout  
Handle: In-turn  
Points: 100%

● KOR  
● NOR

### NOTE

Team position and functions are attached to each team member's name as follows:  
4 = Fourth, 3 = Third, 2 = Second, 1 = Lead, A = Alternate, S = Skip, V = Vice-Skip

### LEGEND

F Female

LSFE (\*) Last stone first end

M Male

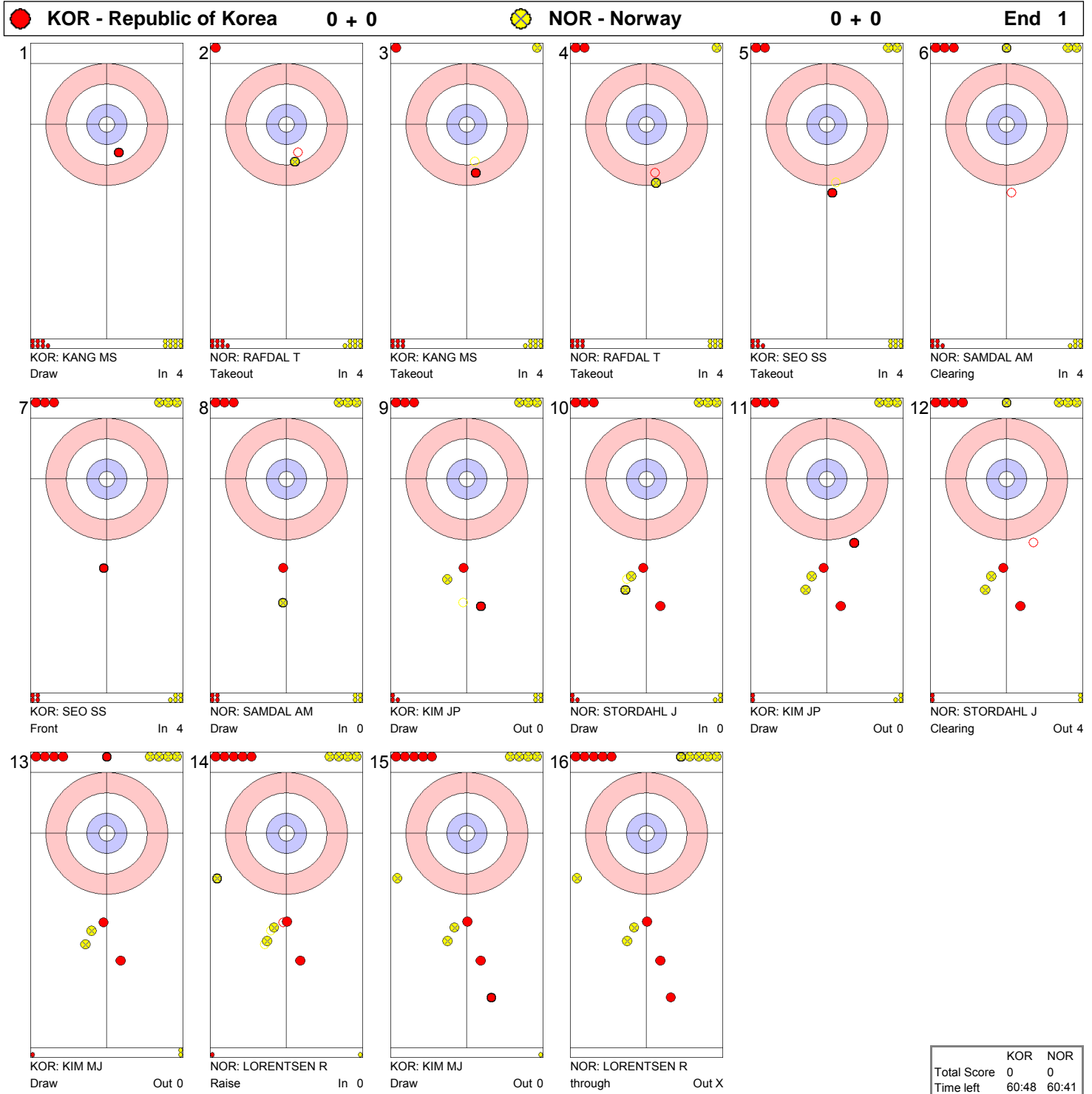
X Unplayed/unfinished end due to concession



SAT 8 MAR 2014  
Start Time 9:30

Round Robin Session 1 - Sheet B  
Круговой турнир, сессия 1 - Дорожка B

Game - Shot by Shot  
Матч - бросок за броском



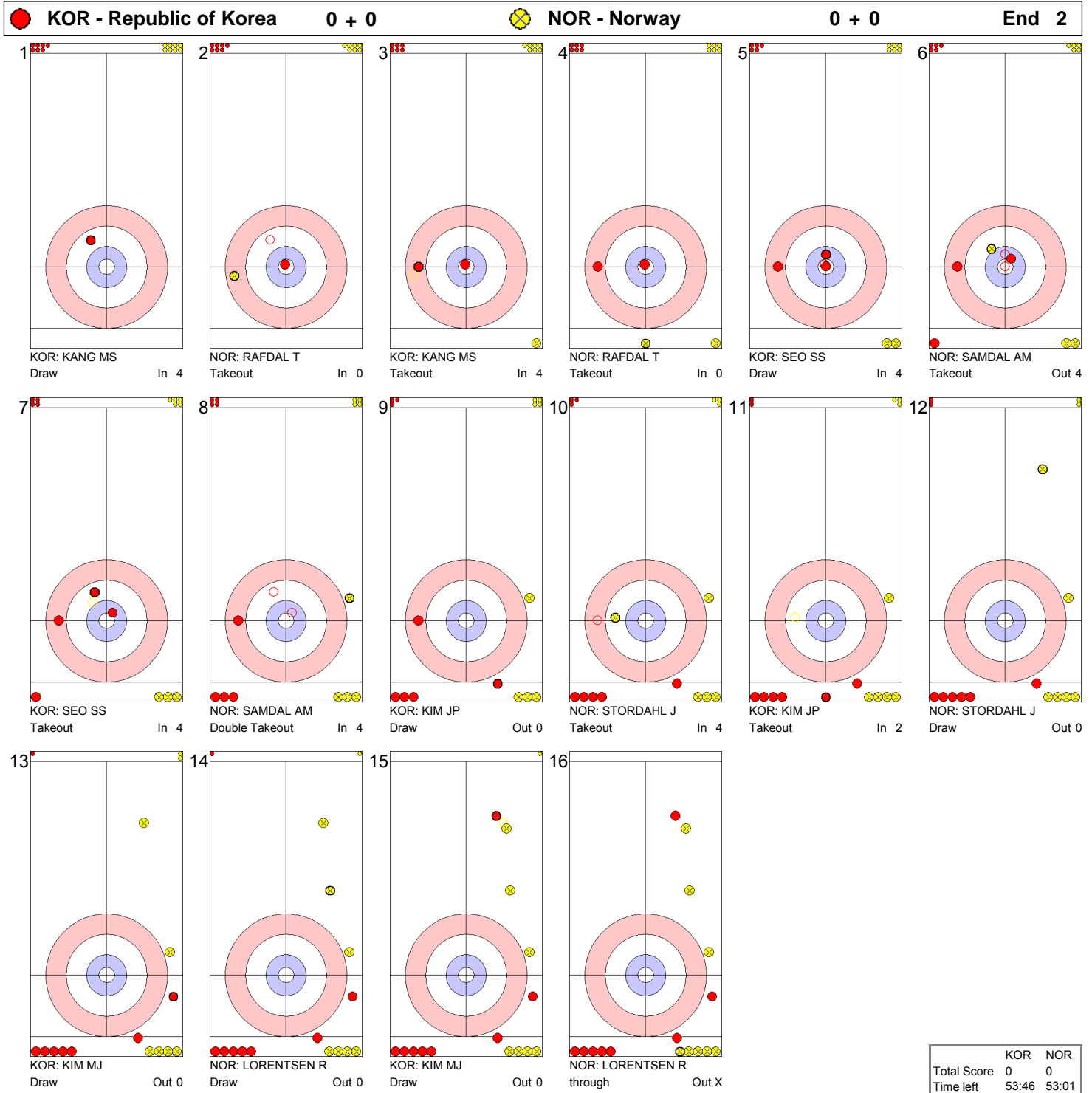
	KOR	NOR
Total Score	0	0
Time left	60:48	60:41



SAT 8 MAR 2014  
Start Time 9:30

Round Robin Session 1 - Sheet B  
Круговой турнир, сессия 1 - Дорожка B

Game - Shot by Shot  
Матч - бросок за броском



	KOR	NOR
Total Score	0	0
Time left	53:46	53:01



Game - Shot by Shot  
Матч - бросок за броском

● KOR - Republic of Korea		● NOR - Norway		0 + 2	End 3
1		2		5	6
3		4			
7		8		11	12
9		10			
13		14		15	16
KOR: KANG MS Draw In 4		NOR: RAFDAL T Takeout In 4		KOR: SEO SS Draw Out 2	NOR: SAMDAL AM Draw In 4
KOR: SEO SS Draw Out 4		NOR: SAMDAL AM Draw Out 3		KOR: KIM JP Draw Out 2	NOR: STORDAHL J Draw In 4
KOR: KIM MJ Draw Out 4		NOR: LORENTSEN R Promotion Takeout In 4		KOR: KIM MJ Draw Out 0	NOR: LORENTSEN R through Out X

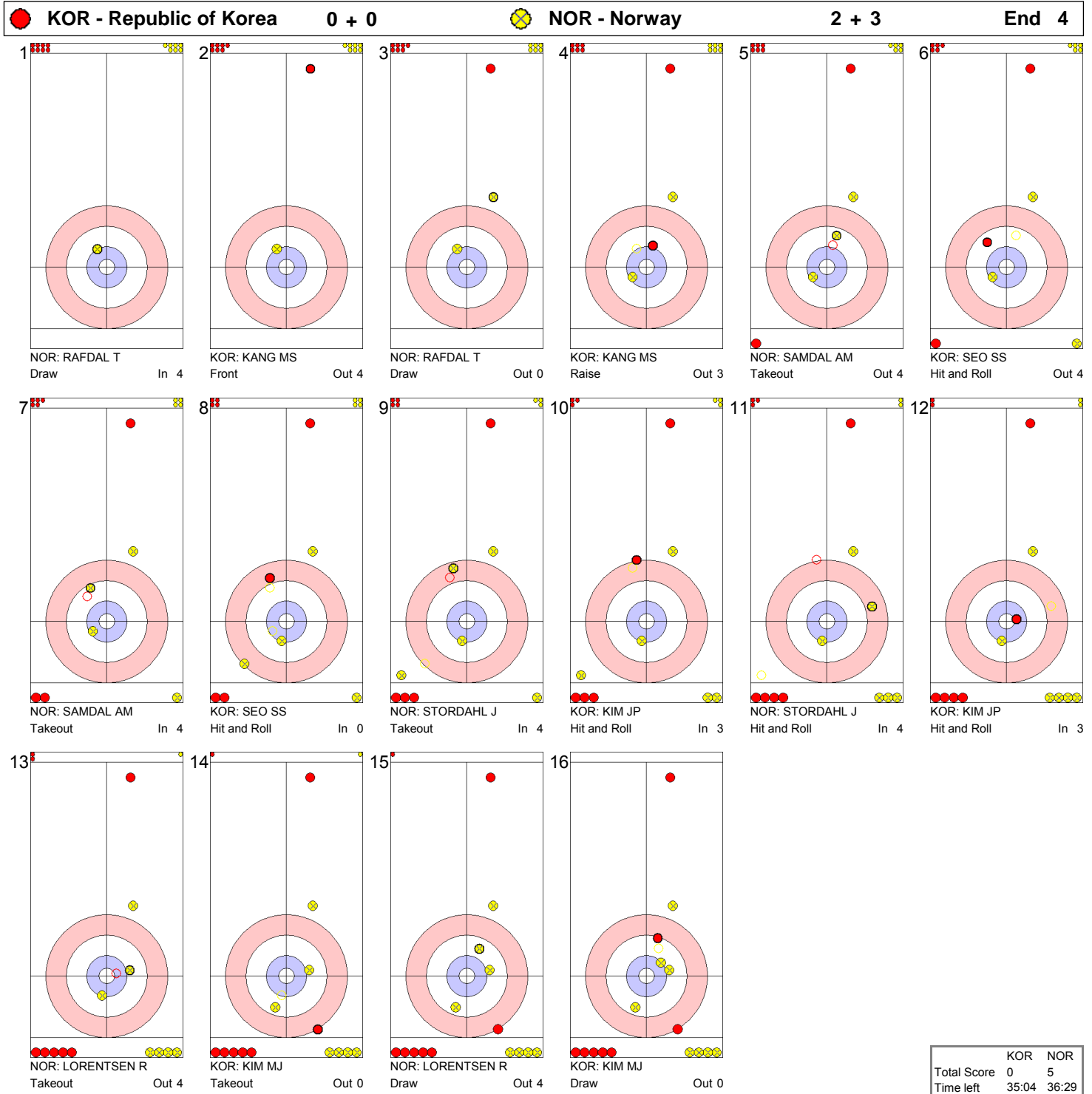
	KOR	NOR
Total Score	0	2
Time left	45:19	44:55



SAT 8 MAR 2014  
Start Time 9:30

Round Robin Session 1 - Sheet B  
Круговой турнир, сессия 1 - Дорожка B

Game - Shot by Shot  
Матч - бросок за броском

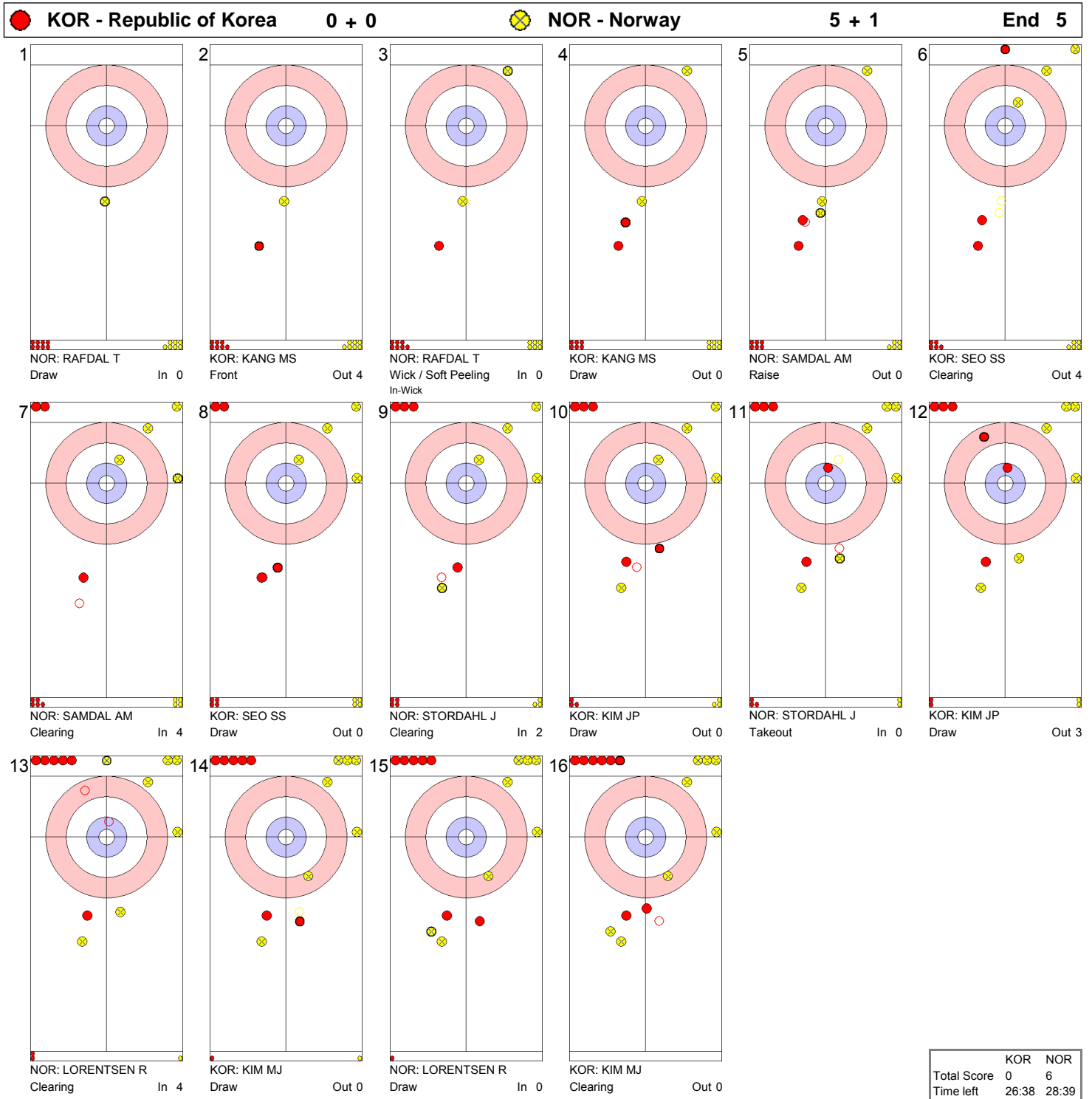




SAT 8 MAR 2014  
Start Time 9:30

Round Robin Session 1 - Sheet B  
Круговой турнир, сессия 1 - Дорожка B

Game - Shot by Shot  
Матч - бросок за броском







SAT 8 MAR 2014  
Start Time 9:30

**Game - Shot by Shot**  
Матч - бросок за броском





## Game Results

Результаты матча

Sheet	Game	Team	LSFE	1	2	3	4	5	6	7	8	Extra Ends	Total
C	1	CAN - Canada	*	0	0	2	0	1	1	1	1		6
	1	GBR - Great Britain		1	1	0	1	0	0	0	0		3

CAN - Canada		Game	All
4 S	ARMSTRONG Jim	M	55 % 55 %
3 V	FORREST Ina	F	77 % 77 %
2	THIESSEN Dennis	M	34 % 34 %
1	GAUDET Sonja	F	56 % 56 %
A	IDESON Mark	M	- % - %
Team Total			55 % 55 %

GBR - Great Britain		Game	All
4 S	NEILSON Aileen	F	30 % 30 %
3 V	EWAN Gregor	M	52 % 52 %
2	McPHERSON Bob	M	44 % 44 %
1	GAULT Jim	M	53 % 53 %
A	MALONE Angie	F	- % - %
Team Total			45 % 45 %

Time remaining: 6 minutes 9 seconds

Last Stone Draw: 34.5 cm

Time-out: end 6 - CAN stone 6

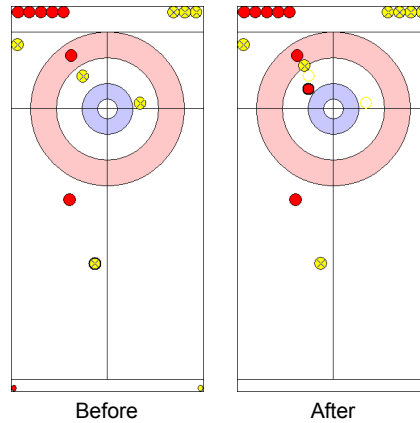
Time remaining: 0 minutes 1 second

Last Stone Draw: 63.0 cm

Time-out: end 7 - GBR stone 7

### Most Important Shot:

Facing two British counters on his final stone, Canadian Skip ARMSTRONG J executed a Hit and Roll behind cover to set up a steal of one point and take control of the game.



End: 7  
Team: CAN - Canada  
Player: ARMSTRONG J  
Stone: Fourth, 2nd stone  
Task: Hit and Roll  
Handle: Out-turn  
Points: 100%

● CAN  
● GBR

### NOTE

Team position and functions are attached to each team member's name as follows:  
4 = Fourth, 3 = Third, 2 = Second, 1 = Lead, A = Alternate, S = Skip, V = Vice-Skip

### LEGEND

F Female

LSFE (\*) Last stone first end

M Male



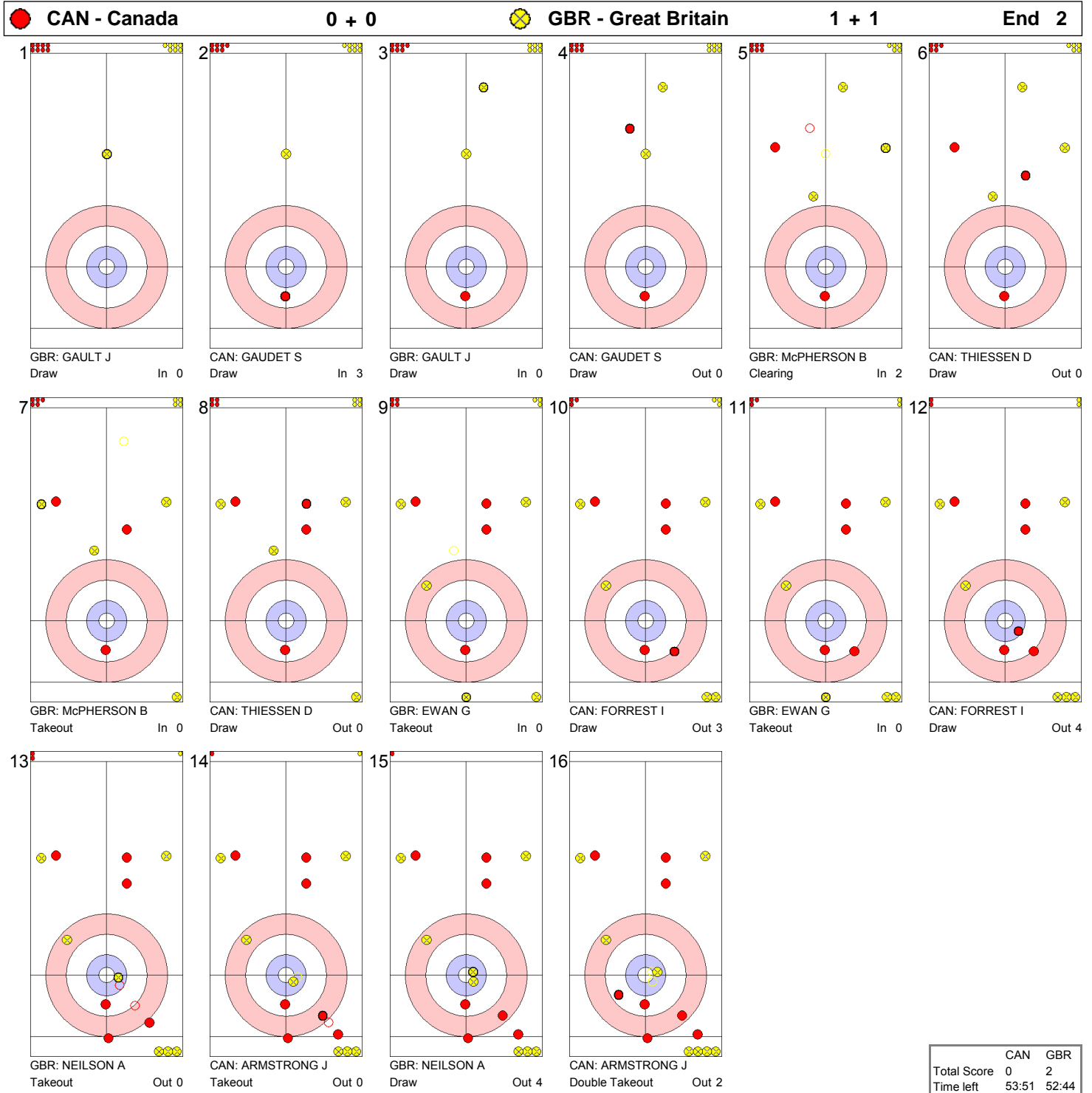
Game - Shot by Shot  
Матч - бросок за броском





SAT 8 MAR 2014  
Start Time 9:30

**Game - Shot by Shot**  
Матч - бросок за броском





SAT 8 MAR 2014  
Start Time 9:30

Round Robin Session 1 - Sheet C  
Круговой турнир, сессия 1 - Дорожка C

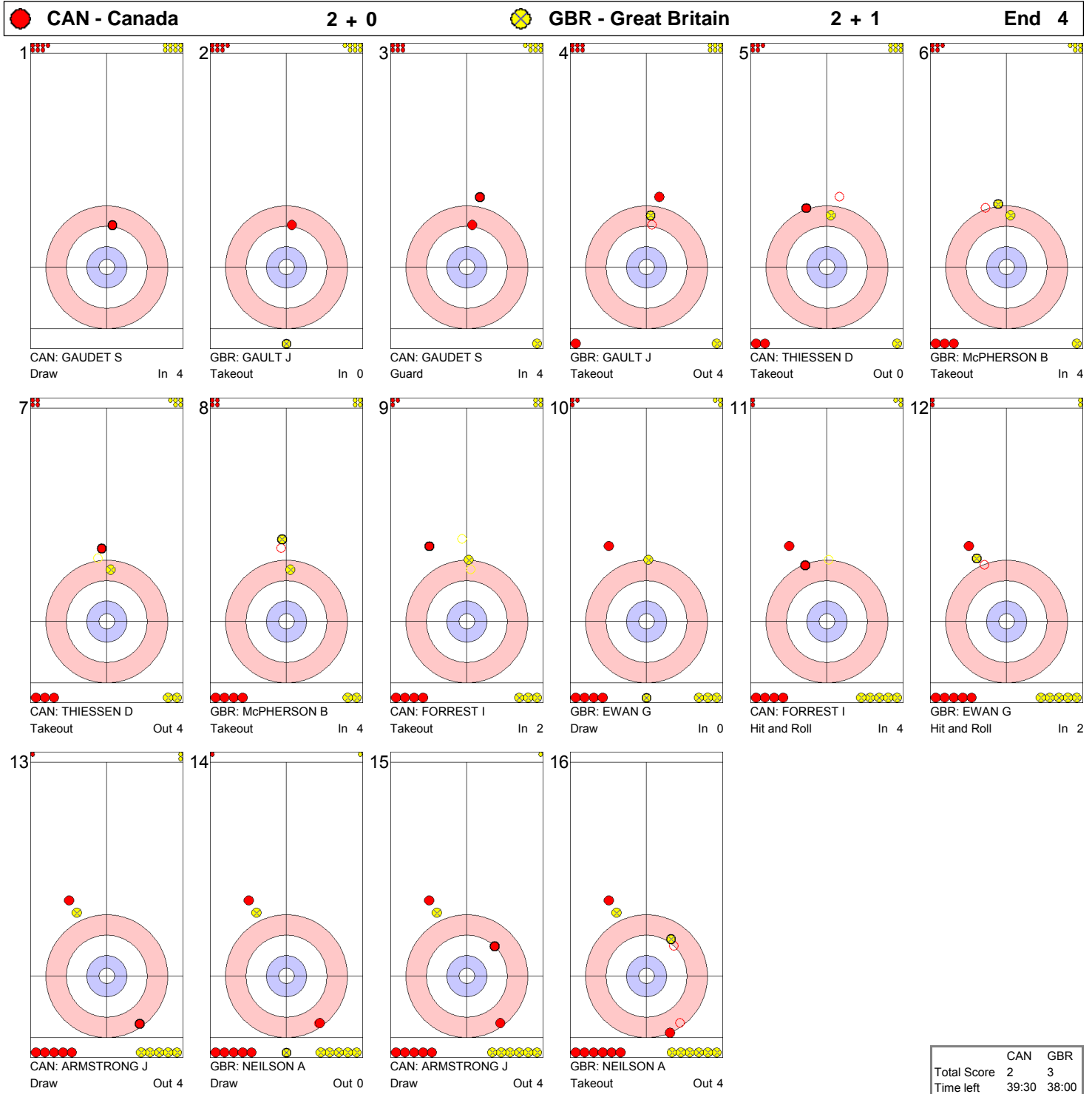
Game - Shot by Shot  
Матч - бросок за броском





SAT 8 MAR 2014  
Start Time 9:30

**Game - Shot by Shot**  
Матч - бросок за броском




	CAN	GBR
Total Score	2	3
Time left	39:30	38:00



SAT 8 MAR 2014  
Start Time 9:30

**Game - Shot by Shot**  
Матч - бросок за броском

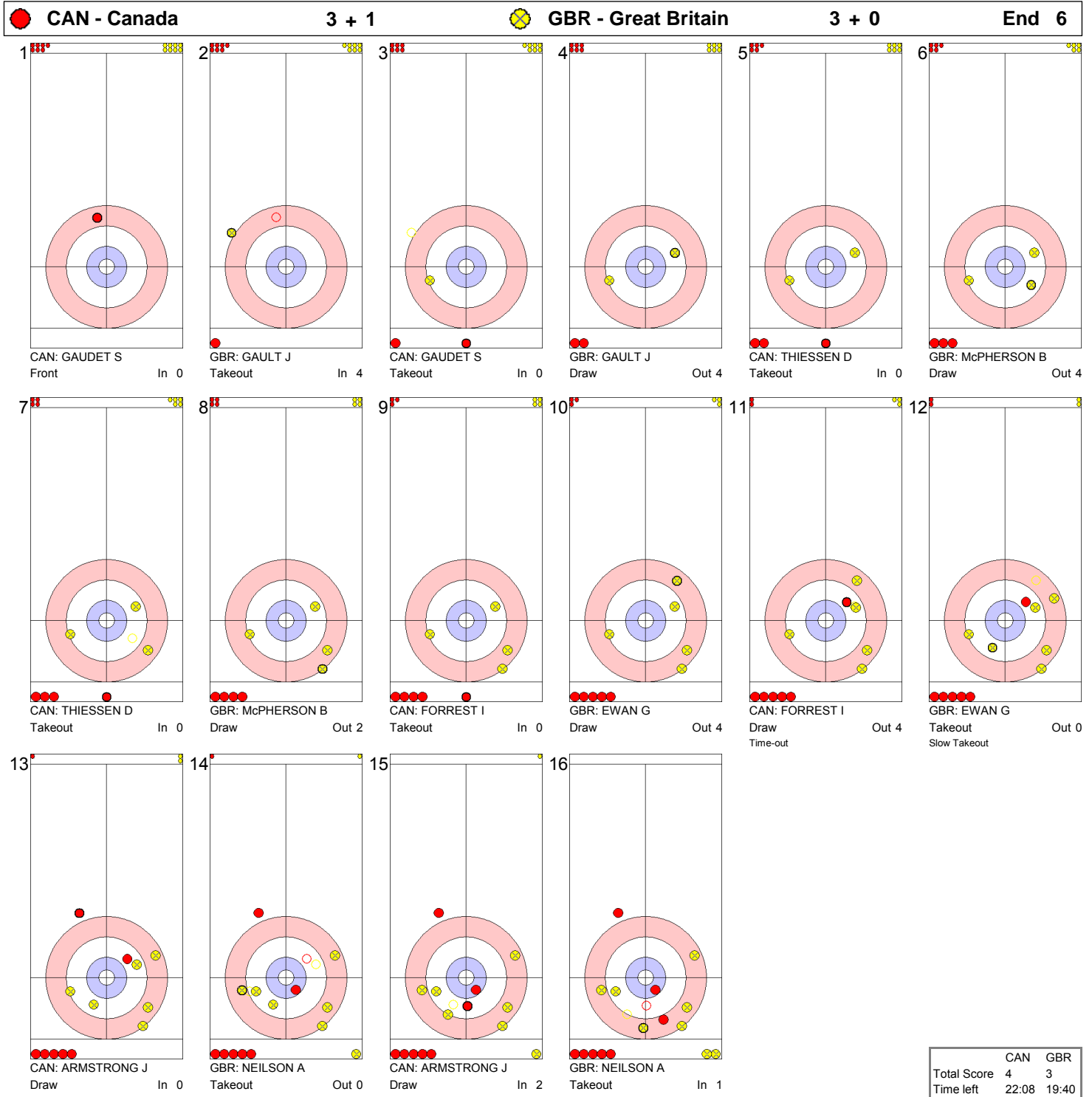


	CAN	GBR
Total Score	3	3
Time left	31:17	29:26



SAT 8 MAR 2014  
Start Time 9:30

**Game - Shot by Shot**  
Матч - бросок за броском







Game - Shot by Shot

Матч - бросок за броском

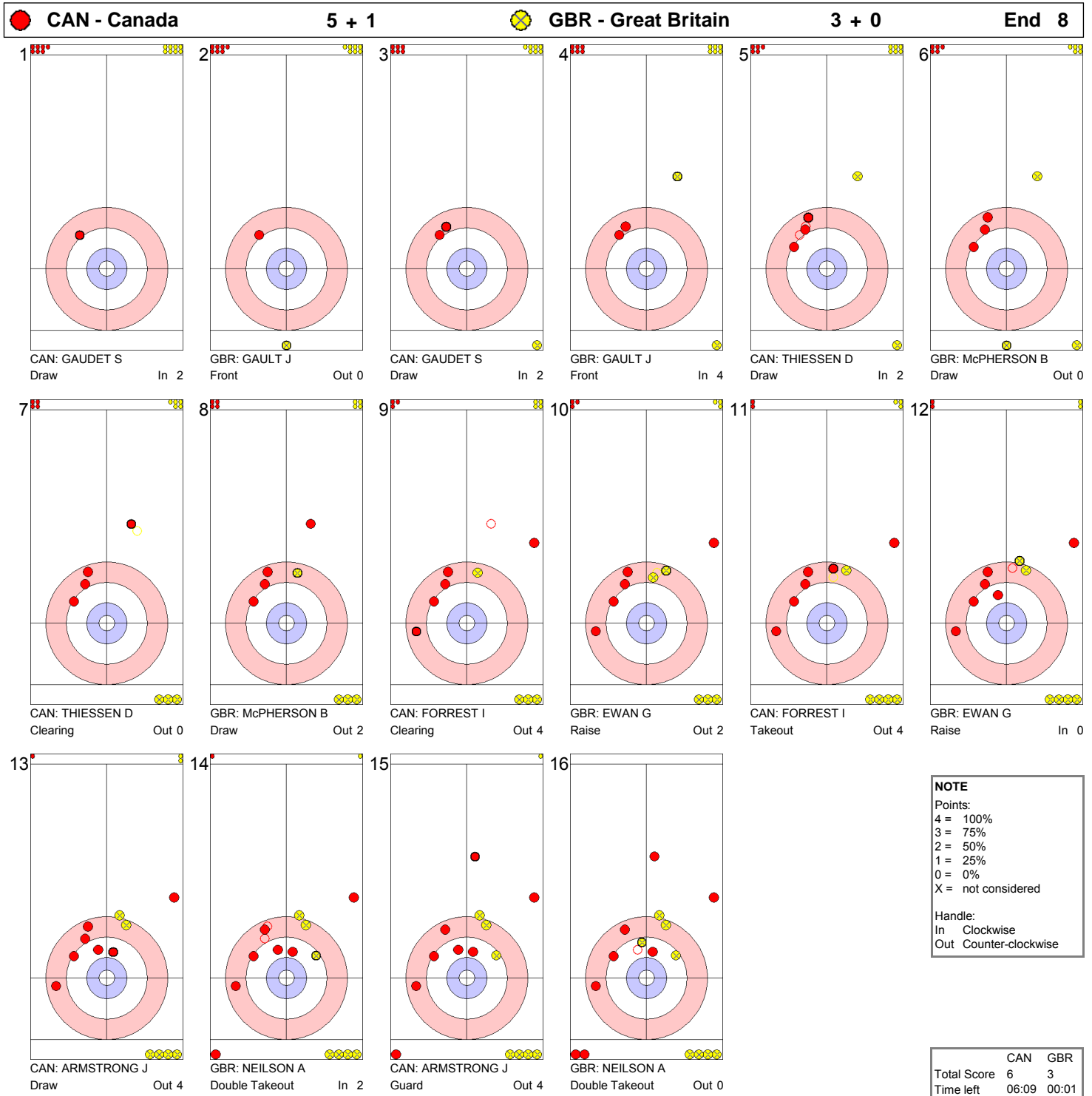




SAT 8 MAR 2014  
Start Time 9:30

Round Robin Session 1 - Sheet C  
Круговой турнир, сессия 1 - Дорожка C

Game - Shot by Shot  
Матч - бросок за броском





SAT 8 MAR 2014  
Start Time 9:30

Round Robin Session 1 - Sheet D  
Круговой турнир, сессия 1 - Дорожка D

## Game Results

Результаты матча

Sheet	Game	Team	LSFE	1	2	3	4	5	6	7	8	Extra Ends	Total
D	1	SVK - Slovakia		2	1	0	0	1	1	0	1		6
	1	USA - United States of America	*	0	0	1	1	0	0	2	0		4

SVK - Slovakia		Game	All
4 S	DURIS Radoslav	M	44 % 44 %
3 V	JAKUBEC Branislav	M	61 % 61 %
2	PITONAK Dusan	M	44 % 44 %
1	KUNKELOVA Monika	F	17 % 17 %
A	KANOVA Alena	F	- % - %
Team Total			41 % 41 %

USA - United States of America		Game	All
4 S	McDONALD Patrick	M	30 % 30 %
3 V	PALMER Dave	M	23 % 23 %
2	JOSEPH Jimmy	M	48 % 48 %
1	GREELY Penny	F	39 % 39 %
A	LINO Meghan	F	- % - %
Team Total			35 % 35 %

Time remaining: 13 minutes 15 seconds

Last Stone Draw: 185.4 cm (out)

Time-out: end 8 - SVK stone 5

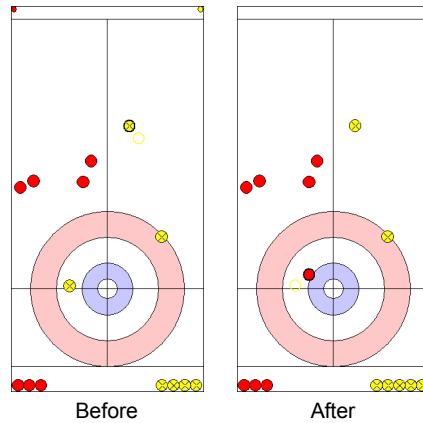
Time remaining: 8 minutes 24 seconds

Last Stone Draw: 90.6 cm

Time-out: end 6 - USA stone 8

### Most Important Shot:

The Slovakian Skip DURIS R made a Hit and Roll on the US stone in the eight foot to sit behind cover on the edge of the four foot to steal one.



End: 6  
Team: SVK - Slovakia  
Player: DURIS R  
Stone: Fourth, 2nd stone  
Task: Hit and Roll  
Handle: Out-turn  
Points: 100%

● SVK  
● USA

### NOTE

Team position and functions are attached to each team member's name as follows:  
4 = Fourth, 3 = Third, 2 = Second, 1 = Lead, A = Alternate, S = Skip, V = Vice-Skip

### LEGEND

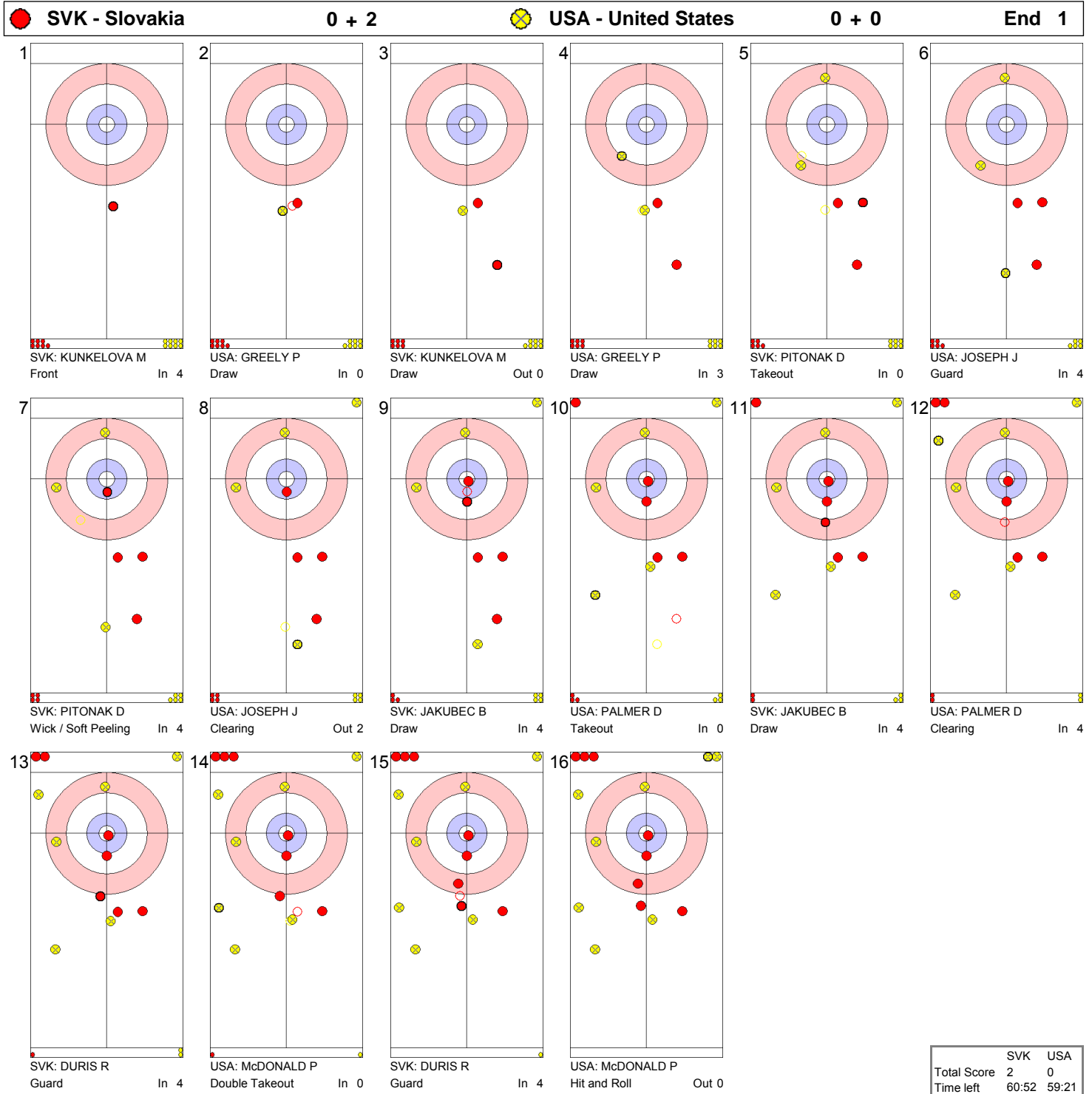
F Female

LSFE (\*) Last stone first end

M Male



Game - Shot by Shot  
Матч - бросок за броском





SAT 8 MAR 2014  
Start Time 9:30

Round Robin Session 1 - Sheet D  
Круговой турнир, сессия 1 - Дорожка D

Game - Shot by Shot  
Матч - бросок за броском

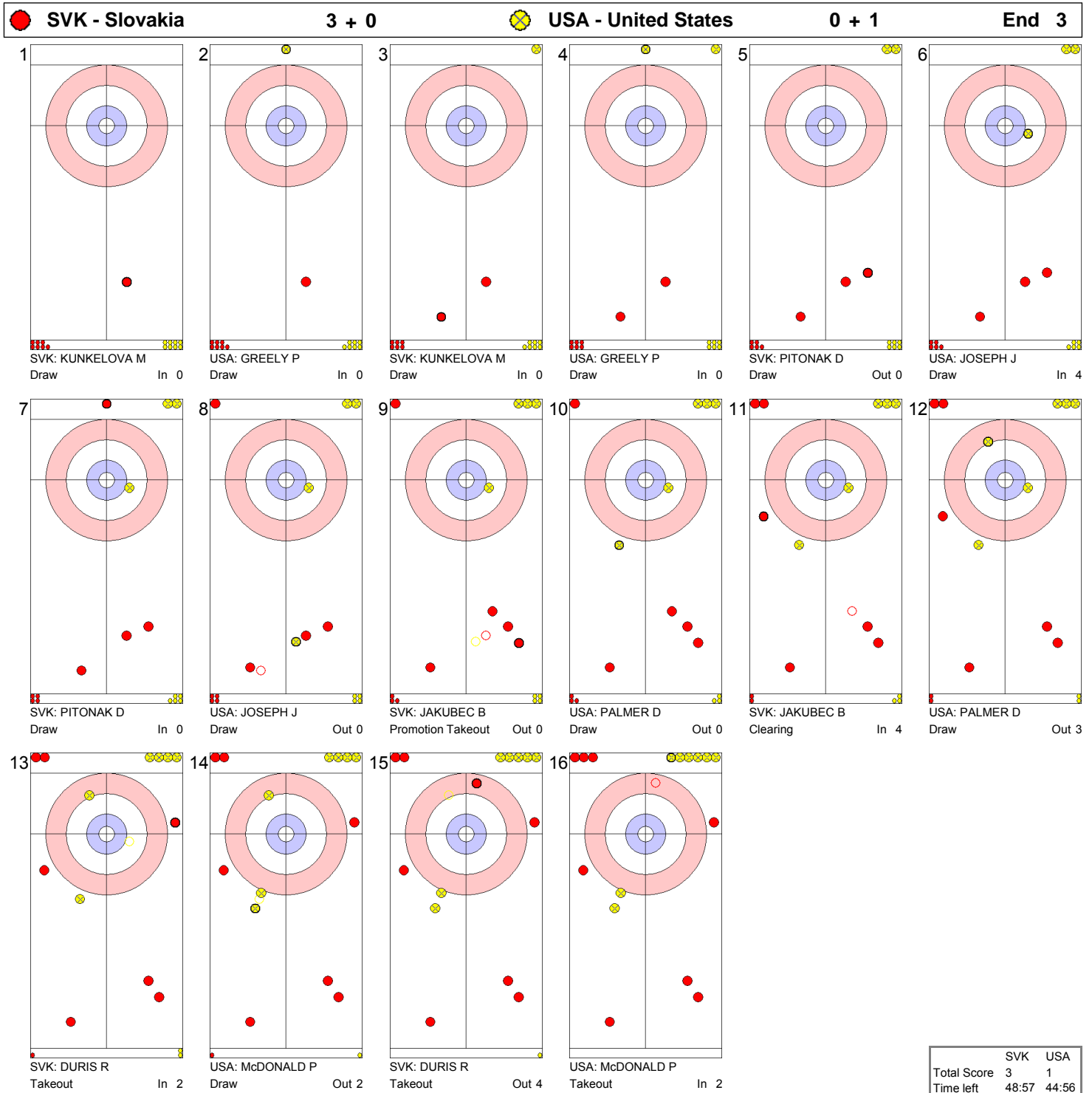




SAT 8 MAR 2014  
Start Time 9:30

Round Robin Session 1 - Sheet D  
Круговой турнир, сессия 1 - Дорожка D

Game - Shot by Shot  
Матч - бросок за броском

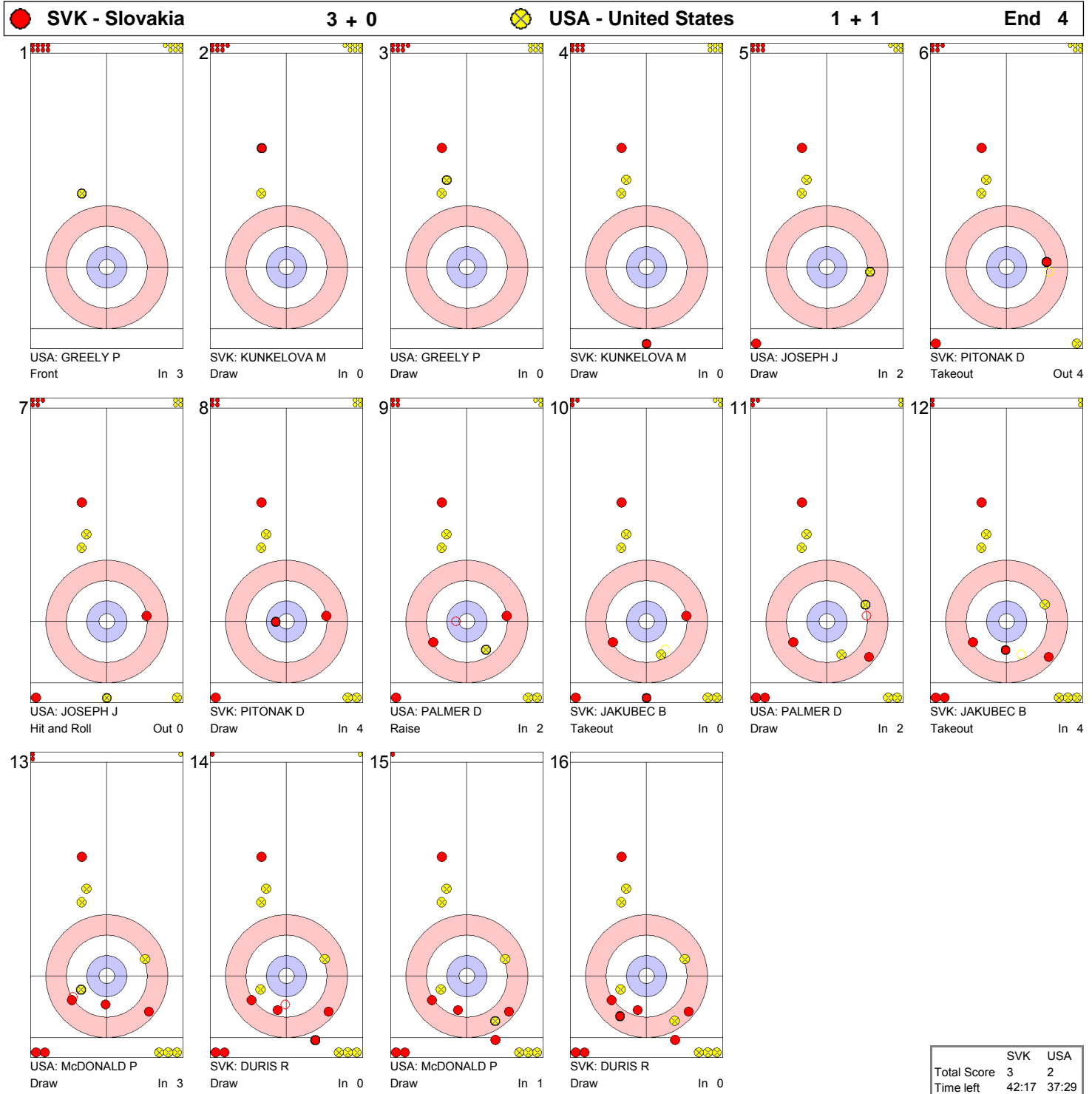




SAT 8 MAR 2014  
Start Time 9:30

Round Robin Session 1 - Sheet D  
Круговой турнир, сессия 1 - Дорожка D

Game - Shot by Shot  
Матч - бросок за броском



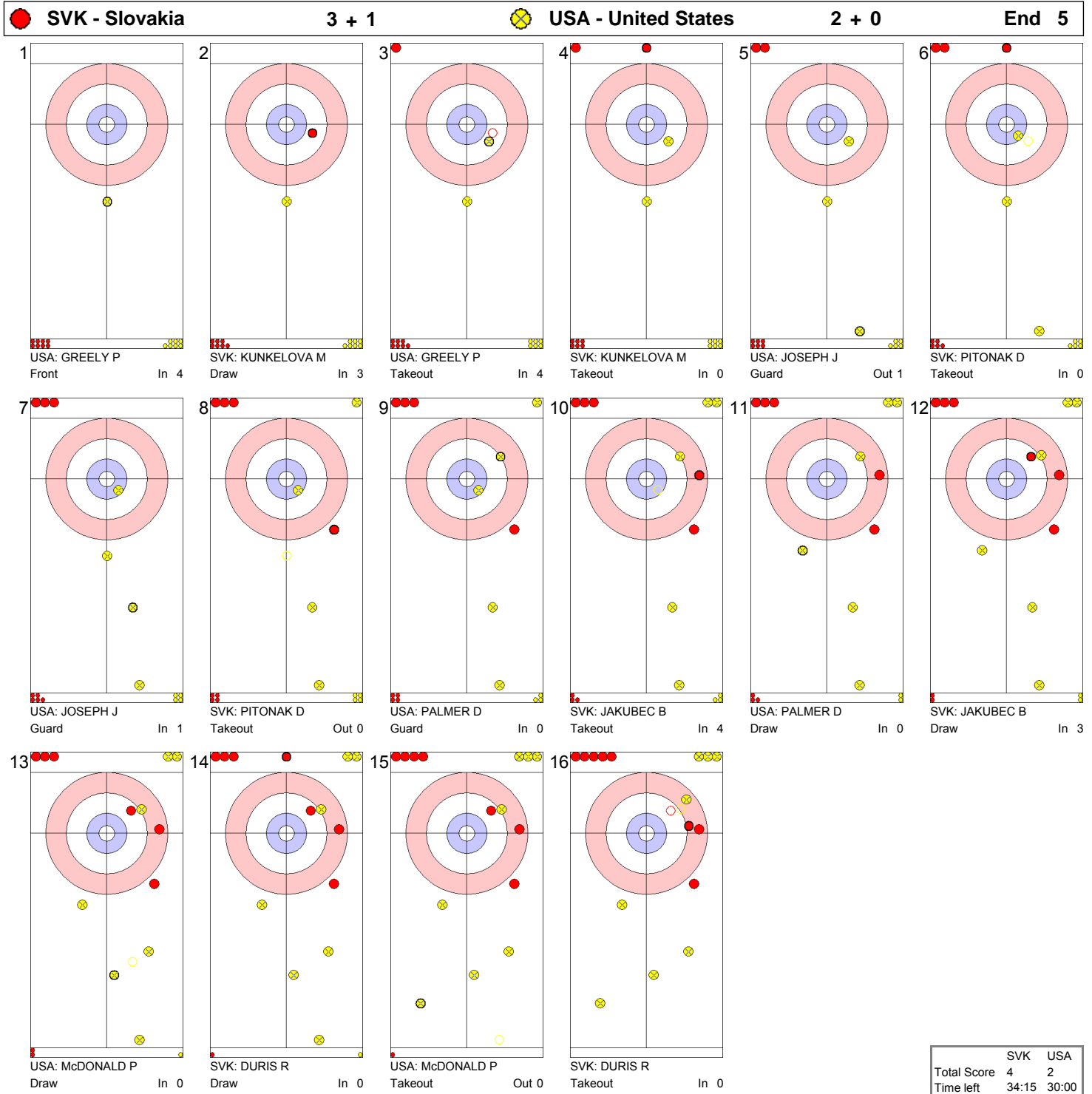
	SVK	USA
Total Score	3	2
Time left	42:17	37:29



SAT 8 MAR 2014  
Start Time 9:30

Round Robin Session 1 - Sheet D  
Круговой турнир, сессия 1 - Дорожка D

Game - Shot by Shot  
Матч - бросок за броском



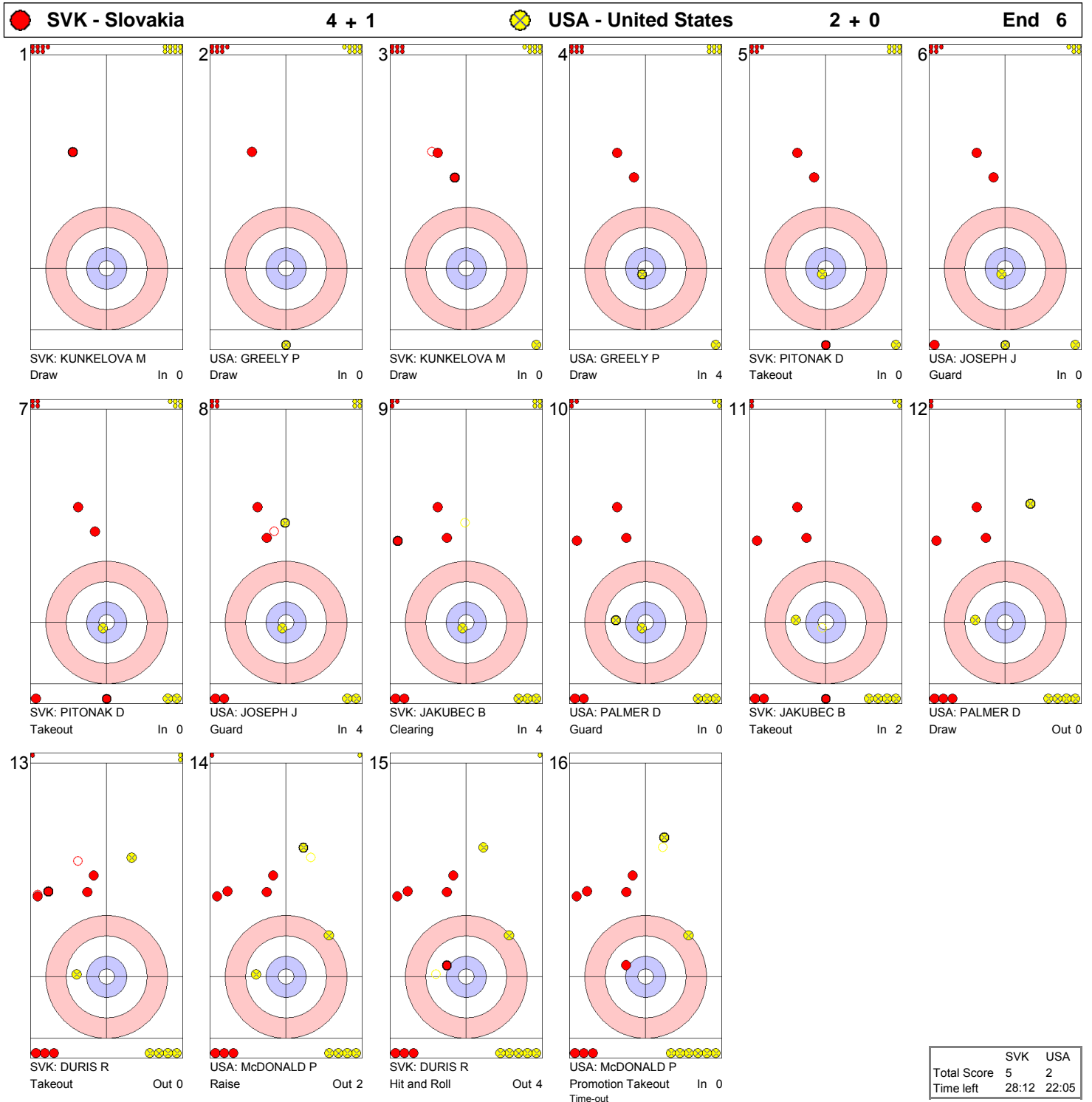




SAT 8 MAR 2014  
Start Time 9:30

Round Robin Session 1 - Sheet D  
Круговой турнир, сессия 1 - Дорожка D

Game - Shot by Shot  
Матч - бросок за броском

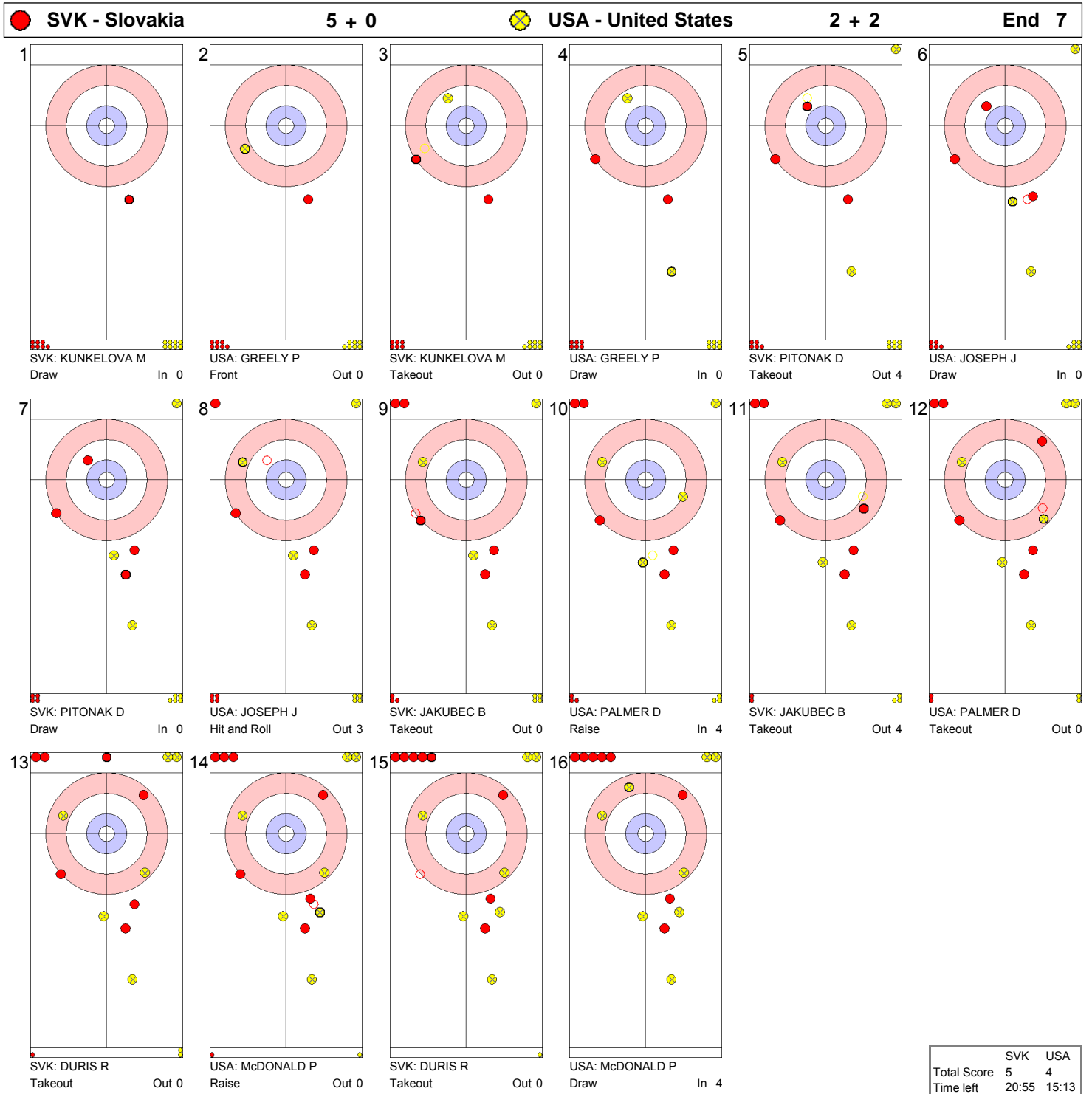




SAT 8 MAR 2014  
Start Time 9:30

Round Robin Session 1 - Sheet D  
Круговой турнир, сессия 1 - Дорожка D

Game - Shot by Shot  
Матч - бросок за броском





SAT 8 MAR 2014  
Start Time 9:30

**Round Robin Session 1 - Sheet D**  
Круговой турнир, сессия 1 - Дорожка D

**Game - Shot by Shot**  
Матч - бросок за броском





## Entry List by NPC

Заявки от каждого НПК

As of FRI 7 MAR 2014

CAN - Canada			
4 S	ARMSTRONG Jim	M	R
3 V	FORREST Ina	F	L
2	THIESSEN Dennis	M	L
1	GAUDET Sonja	F	R
A	IDESON Mark	M	R
C	REA Joe		

NOR - Norway			
4 S	LORENTSEN Rune	M	R
3 V	STORDAHL Jostein	M	R
2	SAMDAL Anne Mette	F	R
1	RAFDAL Terje	M	R
A	LOECHEN Sissel	F	B
C	INGVALDSEN Ole		

CHN - People's Republic of China			
4 S	WANG Haitao	M	L
3 V	ZHANG Qiang	M	R
2	LIU Wei	M	R
1	XU Guangqin	F	R
A	HE Jun	M	R
C	LI Jianrui		

RUS - Russian Federation			
4 S	SMIRNOV Andrey	M	R
3	SHEVCHENKO Alexander	M	R
2	PAKHOMOVA Svetlana	F	R
1 V	ROMANOV Marat	M	R
A	SLESARENKO Oxana	F	R
C	BATUGIN Anton		

FIN - Finland			
4 S	KARJALAINEN Markku	M	R
3 V	KARJALAINEN Sari	F	R
2	HELLMAN Vesa	M	R
1	AARNIKKA Tuomo	M	R
A	MOJTAHEDI Mina	F	R
C	KUUTAMO Osku		

SVK - Slovakia			
4 S	DURIS Radoslav	M	R
3 V	JAKUBEC Branislav	M	R
2	PITONAK Dusan	M	R
1	KUNKELOVA Monika	F	R
A	KANOVA Alena	F	R
C	PITONAK Frantisek		

GBR - Great Britain			
4 S	NEILSON Aileen	F	R
3 V	EWAN Gregor	M	R
2	McPHERSON Bob	M	R
1	GAULT Jim	M	R
A	MALONE Angie	F	R
C	ZUMMACK Tony		

SWE - Sweden			
4 S	JUNGNELL Jalle	M	R
3 V	IKONEN Glenn	M	R
2	KALLIN Patrik	M	R
1	ULANDER Kicki	F	R
A	REPPE Zandra	F	R
C	MABERGS Mats		

KOR - Republic of Korea			
4 S	KIM Myung-Jin	M	R
3 V	KIM Jong-Pan	M	R
2	SEO Soon-Seok	M	R
1	KANG Mi-Suk	F	R
A	YUN Hee Kyeong	F	R
C	AHN Jae-Sung		

USA - United States of America			
4 S	McDONALD Patrick	M	R
3 V	PALMER Dave	M	R
2	JOSEPH Jimmy	M	R
1	GREELY Penny	F	R
A	LINO Meghan	F	L
C	BROWN Steve		

**NOTE**  
Team position and functions are attached to each team member's name as follows:  
4 = Fourth, 3 = Third, 2 = Second, 1 = Lead, A = Alternate, S = Skip, V = Vice-Skip, C = Coach

**LEGEND**  
B Both-handed      F Female      L Left-handed      M Male      R Right-handed



## Competition Officials

Официальные лица соревнований

As of FRI 28 FEB 2014

Function	Name	NPC Code
WCF President	CAITHNESS Kate	GBR
Technical Delegate	ROETHLISBERGER Eeva	SUI
Assistant Technical Delegate	COLIBAN Allen	ROU
Chief Ice Technician	HENDERSON Scott	GBR
Deputy Chief Ice Technician	FRITZ Joachim	GER
Chief Umpire	KIRTON Linda	CAN
Deputy Chief Umpire	ADDISON Ian	GBR
Game Umpire	BUTLER Donna	CAN
	GOWER Michele	CAN
	KIRTON Daryl	CAN
	LEE Young-Hee	KOR
	MELROSE Colin	GBR
	POROTIKOV Anton	RUS
Chief Timer	HONG Junpyo	KOR
Chief Statistician	BARROWMAN Glenda	GBR



## Competition Schedule

Расписание соревнований

As of TUE 4 MAR 2014

Date	Time	Session	Sheet A	Sheet B	Sheet C	Sheet D	BYE	
SAT 8 MAR	9:30	1	RUS - CHN	KOR - NOR	CAN - GBR	SVK - USA	FIN, SWE	
	15:30	2	SWE - FIN	CAN - RUS	USA - KOR	NOR - CHN	GBR, SVK	
SUN 9 MAR	9:30	3	USA - NOR	SWE - GBR	CHN - SVK	FIN - RUS	CAN, KOR	
	15:30	4	CAN - SWE	FIN - SVK		GBR - KOR	CHN, NOR, RUS, USA	
MON 10 MAR	9:30	5	KOR - RUS	USA - CAN	FIN - NOR	CHN - SWE	GBR, SVK	
	15:30	6	SVK - GBR	KOR - CHN	RUS - USA	CAN - NOR	FIN, SWE	
TUE 11 MAR	9:30	7		RUS - SWE	GBR - FIN	KOR - SVK	CAN, CHN, NOR, USA	
	15:30	8	CHN - CAN	NOR - GBR	SWE - SVK	USA - FIN	KOR, RUS	
WED 12 MAR	9:30	9	NOR - SVK	CAN - KOR	USA - CHN	RUS - GBR	FIN, SWE	
	15:30	10	SWE - USA	CHN - FIN	NOR - RUS		CAN, GBR, KOR, SVK	
THU 13 MAR	9:30	11	FIN - KOR	GBR - USA	SVK - CAN	SWE - NOR	CHN, RUS	
	15:30	12	GBR - CHN	SVK - RUS	KOR - SWE	FIN - CAN	NOR, USA	
FRI 14 MAR	9:00		Tie-breakers (if necessary)					
	14:00		Tie-breakers (if necessary)					
	19:00		Tie-breakers (if necessary)					
SAT 15 MAR	9:30		Semifinals					
	15:30		Finals					

### NOTE

First named team in each game plays red-handled stones and wears dark coloured upper playing garments.

