



## Results 成绩

### Jury

Technical Delegate	PALOVICOVA Jana	SVK
WPAS Race Director	SKUTELJ SVETIC Anja	WPAS
Chief of Race	LIU Jin	CHN
Referee	PEARL Rayan	AUS
Start Referee	SAWANO Hiroshi	JPN
Finish Referee	DOJCINOVIC Jelena	BIH

Video Controller	SAWICKI Ozzie	CAN
WPAS OVR Race Administrator	NEMCIC Ivan	WPAS

### Race Information Run 1

Course Setter	MARSHALL William	CAN
Gates/Turning Gates	38/37	
Start Time	8:30	

### Technical Data

Course Name	Ice River
Start Altitude	1863m
Finish Altitude	1501m
Vertical Drop	362m
WPAS Homologation Number	13888/12/20

### Race Information Run 2

Course Setter	McALLISTER Tony	USA
Gates/Turning Gates	39/38	
Start Time	12:00	

Number of Competitors: 15 Number of NPCs: 10

Rank	Bib Name	Sport Class	YB	NPC Code	Run 1	IT1	IT2	Run 2	Result	Diff.	Race Pts.
1	12 AIGNER Veronika Guide: AIGNER Elisabeth	B2	2003	AUT	54.08 (1)	24.22	42.50	58.46 (1)	1:52.54		0.00
2	11 ZHU Daqing Guide: YAN Hanhan	B2	1990	CHN	57.09 (2)	25.33	45.62	1:02.76 (5)	1:59.85	7.31	56.51
3	3 AIGNER Barbara Guide: SYKORA Klara	B2	2005	AUT	58.04 (3)	25.71	45.20	1:01.89 (2)	1:59.93	7.39	57.13
4	5 STARY Elina Guide: ARTHOFER Celine	B2	2006	AUT	58.82 (4)	25.85	45.25	1:02.13 (3)	2:00.95	8.41	65.01
5	7 REXOVA Alexandra Guide: TRAJCIKOVA Eva	B2	2005	SVK	59.76 (5)	25.49	45.47	1:02.26 (4)	2:02.02	9.48	73.29
6	8 PERRINE Melissa Guide: KELLY Bobbi	B2	1988	AUS	1:02.13 (6)	26.71	46.94	1:04.88 (6)	2:07.01	14.47	111.86
7	9 FITZPATRICK Menna Guide: SMITH Gary	B2	1998	GBR	1:02.78 (7)	27.07	47.43	1:04.89 (7)	2:07.67	15.13	116.96
8	10 VOZZA Martina Guide: SABIDUSSI Ylenia	B2	2004	ITA	1:03.20 (8)	26.91	47.63	1:05.63 (8)	2:08.83	16.29	125.93
9	1 KNIGHT Millie Guide: WILD Brett	B2	1999	GBR	1:03.35 (9)	27.45	49.39	1:07.98 (9)	2:11.33	18.79	145.26
10	4 RISTAU Noemi Ewa Guide: BRENZEL Paula Elia	B2	1991	GER	1:03.94(10)	28.42	50.12	1:08.64(11)	2:12.58	20.04	154.92
11	13 CHOI Sara Guide: KIM Yooseong	B2	2003	KOR	1:06.71(11)	27.25	49.68	1:08.53(10)	2:15.24	22.70	175.48
12	15 Le BON Linda Guide: GILOT Ulla	B2	1964	BEL	1:08.56(12)	29.42	51.67	1:10.07(12)	2:18.63	26.09	201.69
13	14 UMSTEAD Danelle Guide: UMSTEAD Rob	B2	1972	USA	1:15.62(13)	33.31	58.09	1:18.62(13)	2:34.24	41.70	322.37

### DID NOT FINISH RUN 1: 2 competitors

2 FARKASOVA Henrieta Guide: CERVEN Michal	B3	1986	SVK
6 MAZZEL Chiara Guide: CASAL Fabrizio	B2	1996	ITA

### Forerunners:

Run 1:	A - GUO Quing	CHN	B - ZHU Yanan	CHN	C - ZHANG Yuying	CHN
Run 2:	A - GUO Quing	CHN	B - ZHU Yanan	CHN	C - ZHANG Yuying	CHN

### Conditions on course:

Run 1	FOG	Snow:	SPRING CONDITIONS	Temperature - Start:	2°C	Temperature - Finish:	4°C
Run 2	MOSTLY CLOUDY	Snow:	SPRING CONDITIONS	Temperature - Start:	0°C	Temperature - Finish:	2°C

### Legend:

Diff.	Difference	IT1	Intermediate time 1	IT2	Intermediate time 2	YB	Year of Birth
-------	------------	-----	---------------------	-----	---------------------	----	---------------



## Results

### 成绩

#### Jury

Technical Delegate	PALOVICOVA Jana	SVK
WPAS Race Director	SKUTELJ SVETIC Anja	WPAS
Chief of Race	LIU Jin	CHN
Referee	PEARL Rayan	AUS
Start Referee	SAWANO Hiroshi	JPN
Finish Referee	DOJCINOVIC Jelena	BIH

Video Controller	SAWICKI Ozzie	CAN
WPAS OVR Race Administrator	NEMCIC Ivan	WPAS

#### Race Information Run 1

Course Setter	MARSHALL William	CAN
Gates/Turning Gates	38/37	
Start Time	8:30	

#### Technical Data

Course Name	Ice River
Start Altitude	1863m
Finish Altitude	1501m
Vertical Drop	362m
WPAS Homologation Number	13888/12/20

#### Race Information Run 2

Course Setter	McALLISTER Tony	USA
Gates/Turning Gates	39/38	
Start Time	12:00	

Number of Competitors: 22    Number of NPCs: 15

Rank	Bib Name	Sport Class	YB	NPC Code	Run 1	IT1	IT2	Run 2	Result	Diff.	Race Pts.
1	26 ZHANG Mengqiu	LW9-1	2002	CHN	56.07 (1)	24.18	42.92	59.05 (1)	1:55.12		19.94
2	17 JEPSEN Mollie	LW6/8-2	1999	CAN	57.90 (3)	26.55	45.94	1:03.05 (5)	2:00.95	5.83	65.01
3	19 ROTHFUSS Andrea	LW6/8-2	1989	GER	59.28 (4)	25.91	45.29	1:02.63 (2)	2:01.91	6.79	72.44
4	21 BOCHET Marie	LW6/8-2	1994	FRA	59.80 (5)	25.75	45.48	1:02.78 (3)	2:02.58	7.46	77.62
5	18 RIEDER Anna-Maria	LW9-1	2000	GER	1:00.90 (7)	26.43	45.73	1:02.84 (4)	2:03.74	8.62	86.58
6	20 GOSSELIN Michaela	LW6/8-1	2001	CAN	1:01.31 (8)	26.91	47.26	1:04.86 (6)	2:06.17	11.05	105.37
7	29 HONDO Ammi	LW6/8-2	1997	JPN	1:03.58(10)	27.93	49.31	1:07.49 (7)	2:11.07	15.95	143.25
8	25 GUO Jiaxin	LW6/8-2	1999	CHN	1:06.52(12)	28.79	50.29	1:09.63 (9)	2:16.15	21.03	182.52
9	31 SMETISKO Lucija	LW6/8-2	2004	CRO	1:07.34(13)	28.46	50.34	1:09.07 (8)	2:16.41	21.29	184.53
10	24 ANDERSON Rae	LW9-1	1997	AUS	1:06.50(11)	29.41	52.10	1:11.05(10)	2:17.55	22.43	193.34
11	35 GASKOVA Vanesa	LW5/7-1	2005	SVK	1:10.24(14)	30.09	53.27	1:13.30(11)	2:23.54	28.42	239.65
12	23 JOHNSON Allie	LW6/8-1	1994	USA	1:10.37(15)	30.34	53.71	1:15.38(12)	2:25.75	30.63	256.73
13	30 KAMIYAMA Noriko	LW9-2	1973	JPN	1:10.48(16)	30.53	54.94	1:15.74(14)	2:26.22	31.10	260.37
14	33 WANG Qingyun	LW6/8-2	1998	CHN	1:14.43(17)	31.70	55.07	1:15.60(13)	2:30.03	34.91	289.82
15	28 VASPI Sheyne	LW2	2001	ISR	1:18.87(19)	35.17	1:00.38	1:22.31(15)	2:41.18	46.06	376.02
16	36 KAZAZIC Ilima	LW3	1998	BIH	1:18.97(20)	34.75	1:01.28	1:24.43(16)	2:43.40	48.28	393.18

#### DID NOT FINISH RUN 2: 4 competitors

16 AARSJOE Ebba	LW4	2001	SWE
22 RAMSAY Alana	LW9-2	1994	CAN
27 SMARZOVA Petra	LW6/8-2	1990	SVK
37 HERNANDEZ Claudia	LW2	1992	CHI

#### DID NOT START RUN 2: 1 competitor

34 VALEANU Laura	LW4	1990	ROU
------------------	-----	------	-----

#### DID NOT FINISH RUN 1: 1 competitor

32 JOECHL Eva-Maria	LW6/8-1	1995	AUT
---------------------	---------	------	-----



## Results 成绩

Number of Competitors: 22    Number of NPCs: 15

Rank	Bib Name	Sport Class	YB	NPC Code	Run 1	IT1	IT2	Run 2	Result	Diff.	Race Pts.
------	----------	-------------	----	----------	-------	-----	-----	-------	--------	-------	-----------

<b>Forerunners:</b>											
Run 1:	A - GUO Quing	CHN	B - ZHU Yanan	CHN	C - ZHANG Yuying	CHN					
Run 2:	A - GUO Quing	CHN	B - ZHU Yanan	CHN	C - ZHANG Yuying	CHN					

<b>Conditions on course:</b>											
Run 1	FOG	<b>Snow:</b> SPRING CONDITIONS	<b>Temperature - Start:</b> 2°C	<b>Temperature - Finish:</b> 4°C							
Run 2	MOSTLY CLOUDY	<b>Snow:</b> SPRING CONDITIONS	<b>Temperature - Start:</b> 0°C	<b>Temperature - Finish:</b> 2°C							

<b>Legend:</b>											
Diff.	Difference	IT1	Intermediate time 1	IT2	Intermediate time 2	YB	Year of Birth				

FRI 11 MAR 2022 / Yanqing National Alpine Skiing Centre (CHN) / 09110



## Results

### 成绩

#### Jury

Technical Delegate	PALOVICOVA Jana	SVK
WPAS Race Director	SKUTELJ SVETIC Anja	WPAS
Chief of Race	LIU Jin	CHN
Referee	PEARL Rayan	AUS
Start Referee	SAWANO Hiroshi	JPN
Finish Referee	DOJCINOVIC Jelena	BIH

Video Controller	SAWICKI Ozzie	CAN
WPAS OVR Race Administrator	NEMCIC Ivan	WPAS

#### Race Information Run 1

Course Setter	MARSHALL William	CAN
Gates/Turning Gates	38/37	
Start Time	8:30	

#### Technical Data

Course Name	Ice River
Start Altitude	1863m
Finish Altitude	1501m
Vertical Drop	362m
WPAS Homologation Number	13888/12/20

#### Race Information Run 2

Course Setter	McALLISTER Tony	USA
Gates/Turning Gates	39/38	
Start Time	12:00	

Number of Competitors: 13 Number of NPCs: 8

Rank	Bib Name	Sport Class	YB	NPC Code	Run 1	IT1	IT2	Run 2	Result	Diff.	Race Pts.
1	38 MURAOKA Momoka	LW10-2	1997	JPN	1:01.76 (2)	24.86	44.46	1:00.51 (1)	2:02.27		75.22
2	39 LIU Sitong	LW12-2	1994	CHN	1:00.72 (1)	28.59	50.89	1:08.83 (4)	2:09.55	7.28	131.50
3	43 ZHANG Wenjing	LW12-1	2002	CHN	1:05.21 (5)	27.90	48.64	1:05.71 (2)	2:10.92	8.65	142.09
4	41 FORSTER Anna-Lena	LW12-1	1995	GER	1:04.17 (4)	27.86	48.64	1:06.81 (3)	2:10.98	8.71	142.55
5	40 van BERGEN Barbara	LW11	1978	NED	1:02.15 (3)	30.28	51.66	1:09.65 (5)	2:11.80	9.53	148.89
6	46 ZHANG Haiyuan	LW12-2	1977	CHN	1:06.62 (6)	30.83	54.07	1:14.37 (6)	2:20.99	18.72	219.94
7	48 HAN Shasha	LW12-1	1990	CHN	1:09.88 (7)	31.44	55.14	1:15.37 (7)	2:25.25	22.98	252.87
8	44 COMBALUZIER Katie	LW12-1	1994	CAN	1:11.57 (8)	32.90	56.79	1:16.70 (8)	2:28.27	26.00	276.21
9	45 BROWNLEE Shona	LW12-2	1979	GBR	1:14.20 (9)	31.26	56.29	1:17.88 (9)	2:32.08	29.81	305.67
10	50 LAURILA Maiju	LW12-1	1980	FIN	1:23.25 (10)	36.84	1:03.95	1:27.98 (10)	2:51.23	48.96	453.71

#### DID NOT FINISH RUN 1: 3 competitors

42 TANAKA Yoshiko	LW12-2	1975	JPN
47 HARADA Norika	LW12-1	1982	JPN
49 HUNDERT Sarah	LW10-2	1991	LIE

#### Forerunners:

Run 1:	A - GUO Quing	CHN	B - ZHU Yanan	CHN	C - ZHANG Yuying	CHN
Run 2:	A - GUO Quing	CHN	B - ZHU Yanan	CHN	C - ZHANG Yuying	CHN

#### Conditions on course:











Run 1	FOG	Snow:	SPRING CONDITIONS	Temperature - Start:	2°C	Temperature - Finish:	4°C
Run 2	MOSTLY CLOUDY	Snow:	SPRING CONDITIONS	Temperature - Start:	0°C	Temperature - Finish:	2°C

#### Legend:






Diff.	Difference	IT1	Intermediate time 1	IT2	Intermediate time 2	YB	Year of Birth
-------	------------	-----	---------------------	-----	---------------------	----	---------------



## GIANT-Women Penalty calculation

Rank	Bib	Code	Name	Year	Category	SpCl	Nat	Points	Best 5	Race points
Best 10 at finish										
1	12	22142	AIGNER Veronika	2003	Vision Impaired	B2	AUT 	0,00	0,00	0,00
2	26	43237	ZHANG Mengqiu	2002	Standing	LW9-1	CHN 	5,00	5,00	19,94
3	11	12276	ZHU Daqing	1990	Vision Impaired	B2	CHN 	86,33	-	-
4	3	40290	AIGNER Barbara	2005	Vision Impaired	B2	AUT 	20,21	-	-
5	17	22832	JEPSEN Mollie	1999	Standing	LW6/8-2	CAN 	2,28	2,28	65,01
5	5	43180	STARY Elina	2006	Vision Impaired	B2	AUT 	27,66	-	-
7	19	13162	ROTHFUSS Andrea	1989	Standing	LW6/8-2	GER 	22,66	-	-
8	7	44235	REXOVA Alexandra	2005	Vision Impaired	B2	SVK 	69,96	-	-
9	38	19057	MURAOKA Momoka	1997	Sitting	LW10-2	JPN 	16,23	16,23	75,22
10	21	13116	BOCHET Marie	1994	Standing	LW6/8-2	FRA 	3,66	3,66	77,62

### Best 5 at start

DNF	16	41102	AARSJOE Ebba	2001	Standing	LW4	SWE 	0,00		
1	12	22142	AIGNER Veronika	2003	Vision Impaired	B2	AUT 	0,00		
DNF	2	13349	FARKASOVA Henrieta	1986	Vision Impaired	B3	SVK 	1,87		
5	17	22832	JEPSEN Mollie	1999	Standing	LW6/8-2	CAN 	2,28		
10	21	13116	BOCHET Marie	1994	Standing	LW6/8-2	FRA 	3,66		

(DNF: Did Not Finish, DSQ: Disqualified)

### TOTAL

(B) List points of best 5 at start	7,81	
(A) List points of the best 5 to finish in top 10		27,17
(C) Race points of corresponding competitors		237,79

Calculated penalty (A + B - C) = -202,81 / 10

-20,28

Correction value (Z)

0,00

Category adder

0,00

Applied penalty

**(-20,28) 0,00**