



Results 成绩

Jury

Technical Delegate	CARZERI Simone	ITA
WPAS Race Director	SKUTELJ SVETIC Anja	WPAS
Chief of Race	AN Linbo	CHN
Referee	BLATTMANN Hans	NOR
Assistant Referee	PALOVICOVA Jana	SVK
Start Referee	SAWANO Hiroshi	JPN
Finish Referee	DOJCINOVIC Jelena	BIH

Video Controller	SAWICKI Ozzie	CAN
WPAS OVR Race Administrator	NEMCIC Ivan	WPAS
Equipment Controller	HICKS Bill	USA

Race Information

Course Setter	CAPELLI Dario	CHN
Gates/Turning Gates	39/33	
Start Time	10:00	

Number of Competitors: 9 Number of NPCs: 7

Rank	Bib Name	Sport Class	YB	NPC Code	IT1	IT2	IT3	Result	Diff.	Race Pts.
1	4 REXOVA Alexandra Guide: TRAJCIKOVA Eva	B2	2005	SVK	12.31	37.06	56.02	1:17.01		50.02
2	2 FITZPATRICK Menna Guide: SMITH Gary	B2	1998	GBR	12.71	37.96	58.20	1:18.79	1.78	75.67
3	8 ZHU Daqing Guide: YAN Hanhan	B2	1990	CHN	13.30	37.74	57.52	1:19.30	2.29	83.02
4	7 KNIGHT Millie Guide: WILD Brett	B2	1999	GBR	12.79	37.54	58.79	1:19.39	2.38	84.32
5	5 RISTAU Noemi Ewa Guide: BRENZEL Paula Elia	B2	1991	GER	12.99	39.17	1:00.47	1:22.31	5.30	126.41
6	9 NIKOU Eva Guide: PROFENTZAS Dimitrios	B3	2000	GRE	13.24	40.14	1:02.14	1:25.25	8.24	168.79
7	6 Le BON Linda Guide: GILOT Ulla	B2	1964	BEL	14.22	43.13	1:04.51	1:26.98	9.97	193.72

DID NOT FINISH: 2 competitors

1	VOZZA Martina Guide: SABIDUSSI Ylenia	B2	2004	ITA
3	FARKASOVA Henrieta Guide: CERVEN Michal	B3	1986	SVK

Forerunners:

A - GUO Quing	CHN	B - ZHU Yanan	CHN	C - ZHANG Yuying	CHN
---------------	-----	---------------	-----	------------------	-----

Conditions on course:

SUNNY	Snow: COMPACT	Temperature - Start: -8°C	Temperature - Finish: -6°C
-------	---------------	---------------------------	----------------------------

Legend:

Diff.	Difference	IT1	Intermediate time 1	IT2	Intermediate time 2	IT3	Intermediate time 3
YB	Year of Birth						

Please note that the Race Points in Paralympics are not calculated according to the WPAS Rules and Regulations



Results 成绩

Jury

Technical Delegate	CARZERI Simone	ITA
WPAS Race Director	SKUTELJ SVETIC Anja	WPAS
Chief of Race	AN Linbo	CHN
Referee	BLATTMANN Hans	NOR
Assistant Referee	PALOVICOVA Jana	SVK
Start Referee	SAWANO Hiroshi	JPN
Finish Referee	DOJCINOVIC Jelena	BIH

Video Controller	SAWICKI Ozzie	CAN
WPAS OVR Race Administrator	NEMCIC Ivan	WPAS
Equipment Controller	HICKS Bill	USA

Race Information

Course Setter	CAPELLI Dario	CHN
Gates/Turning Gates	39/33	
Start Time	10:00	

Technical Data

Course Name	Rock
Start Altitude	1825m
Finish Altitude	1285m
Vertical Drop	540m
WPAS Homologation Number	13377/11/19
Course Length	1984m

Number of Competitors: 15 Number of NPCs: 9

Rank	Bib Name	Sport Class	YB	NPC Code	IT1	IT2	IT3	Result	Diff.	Race Pts.
1	15 ZHANG Mengqiu	LW9-1	2002	CHN	12.28	35.43	53.60	1:13.54		0.00
2	18 BOCHET Marie	LW6/8-2	1994	FRA	12.70	36.43	54.61	1:14.97	1.43	20.61
3	14 RAMSAY Alana	LW9-2	1994	CAN	12.40	37.11	56.71	1:16.84	3.30	47.57
4	12 AARSJOE Ebba	LW4	2001	SWE	12.76	37.45	55.81	1:16.93	3.39	48.86
5	17 RIEDER Anna-Maria	LW9-1	2000	GER	12.61	37.83	57.50	1:18.63	5.09	73.37
6	10 JEPSEN Mollie	LW6/8-2	1999	CAN	13.24	38.20	57.12	1:18.69	5.15	74.23
7	13 GOSSELIN Michaela	LW6/8-1	2001	CAN	13.19	38.68	58.43	1:19.64	6.10	87.92
8	19 HONDO Ammi	LW6/8-2	1997	JPN	13.30	38.30	57.66	1:19.92	6.38	91.96
9	16 ROTHFUSS Andrea	LW6/8-2	1989	GER	13.20	39.40	59.05	1:22.35	8.81	126.99
10	21 KAMIYAMA Noriko	LW9-2	1973	JPN	13.54	42.21	1:04.51	1:27.73	14.19	204.53
11	20 SMARZOVA Petra	LW6/8-2	1990	SVK	14.18	43.08	1:04.92	1:29.42	15.88	228.89
12	22 GUO Jiaxin	LW6/8-2	1999	CHN	14.22	44.33	1:05.80	1:30.36	16.82	242.44
13	23 GASKOVA Vanesa	LW5/7-1	2005	SVK	14.40	43.65	1:07.07	1:31.60	18.06	260.32
14	24 JOHNSON Allie	LW6/8-1	1994	USA	15.90	47.54	1:12.71	1:39.50	25.96	374.19

DISQUALIFIED: 1 competitor

11 VALEANU Laura	LW4	1990	ROU	Gate 29
------------------	-----	------	-----	---------

Forerunners:

A - GUO Quing	CHN	B - ZHU Yanan	CHN	C - ZHANG Yuying	CHN
---------------	-----	---------------	-----	------------------	-----

Conditions on course:

SUNNY	Snow: COMPACT	Temperature - Start: -7°C	Temperature - Finish: -6°C
-------	---------------	---------------------------	----------------------------

Legend:

Diff.	Difference	IT1	Intermediate time 1	IT2	Intermediate time 2	IT3	Intermediate time 3
YB	Year of Birth						

Please note that the Race Points in Paralympics are not calculated according to the WPAS Rules and Regulations



Results

成绩

Jury

Technical Delegate	CARZERI Simone	ITA
WPAS Race Director	SKUTELJ SVETIC Anja	WPAS
Chief of Race	AN Linbo	CHN
Referee	BLATTMANN Hans	NOR
Assistant Referee	PALOVICOVA Jana	SVK
Start Referee	SAWANO Hiroshi	JPN
Finish Referee	DOJCINOVIC Jelena	BIH

Video Controller	SAWICKI Ozzie	CAN
WPAS OVR Race Administrator	NEMCIC Ivan	WPAS
Equipment Controller	HICKS Bill	USA

Race Information

Course Setter	CAPELLI Dario	CHN
Gates/Turning Gates	39/33	
Start Time	10:00	

Number of Competitors: 8 Number of NPCs: 6

Rank	Bib Name	Sport Class	YB	NPC Code	IT1	IT2	IT3	Result	Diff.	Race Pts.
1	26 MURAOKA Momoka	LW10-2	1997	JPN	13.43	40.56	1:00.78	1:23.73		146.88
2	25 FORSTER Anna-Lena	LW12-1	1995	GER	13.33	40.56	1:00.59	1:23.84	0.11	148.46
3	27 ZHANG Wenjing	LW12-1	2002	CHN	13.66	41.04	1:02.19	1:24.31	0.58	155.24
4	28 van BERGEN Barbara	LW11	1978	NED	13.57	41.75	1:01.55	1:28.42	4.69	214.48
5	31 TANAKA Yoshiko	LW12-2	1975	JPN	14.48	46.53	1:10.04	1:35.69	11.96	319.27
6	30 BROWNLEE Shona	LW12-2	1979	GBR	15.62	50.11	1:17.76	1:48.23	24.50	500.02

DID NOT FINISH: 2 competitors

29 LIU Sitong	LW12-2	1994	CHN
32 COMBALUZIER Katie	LW12-1	1994	CAN

Forerunners:

A - GUO Quing	CHN	B - ZHU Yanan	CHN	C - ZHANG Yuying	CHN
---------------	-----	---------------	-----	------------------	-----

Conditions on course:

SUNNY	Snow: COMPACT	Temperature - Start: -5°C	Temperature - Finish: -6°C
-------	---------------	---------------------------	----------------------------











Legend:

Diff.	Difference	IT1	Intermediate time 1	IT2	Intermediate time 2	IT3	Intermediate time 3
YB	Year of Birth						





Please note that the Race Points in Paralympics are not calculated according to the WPAS Rules and Regulations



Super-G-Women (Women) Penalty calculation

Rank	Bib	Code	Name	Year	Category	SpCl	Nat	Points	Best 5	Race points
Best 10 at finish										
1	15	43237	ZHANG Mengqiu	2002	Standing	LW9-1	CHN 	15,91	15,91	0,00
2	18	13116	BOCHET Marie	1994	Standing	LW6/8-2	FRA 	0,00	0,00	20,61
3	14	13032	RAMSAY Alana	1994	Standing	LW9-2	CAN 	32,68	32,68	47,57
4	12	41102	AARSJOE Ebba	2001	Standing	LW4	SWE 	22,09	22,09	48,86
5	4	44235	REXOVA Alexandra	2005	Vision Impaired	B2	SVK 	55,02	-	-
6	17	29162	RIEDER Anna-Maria	2000	Standing	LW9-1	GER 	53,12	-	-
7	10	22832	JEPSEN Mollie	1999	Standing	LW6/8-2	CAN 	0,00	0,00	74,23
8	2	19135	FITZPATRICK Menna	1998	Vision Impaired	B2	GBR 	95,37	-	-
9	8	12276	ZHU Daqing	1990	Vision Impaired	B2	CHN 	106,22	-	-
10	7	19084	KNIGHT Millie	1999	Vision Impaired	B2	GBR 	63,18	-	-

Best 5 at start

2	18	13116	BOCHET Marie	1994	Standing	LW6/8-2	FRA 	0,00		
7	10	22832	JEPSEN Mollie	1999	Standing	LW6/8-2	CAN 	0,00		
DNF	3	13349	FARKASOVA Henrieta	1986	Vision Impaired	B3	SVK 	14,70		
1	15	43237	ZHANG Mengqiu	2002	Standing	LW9-1	CHN 	15,91		
14	16	13162	ROTHFUSS Andrea	1989	Standing	LW6/8-2	GER 	17,95		

(DNF: Did Not Finish, DSQ: Disqualified)

TOTAL

(B) List points of best 5 at start	48,56	
(A) List points of the best 5 to finish in top 10		70,68
(C) Race points of corresponding competitors		191,27

Calculated penalty (A + B - C) = -72,03 / 10

-7,20

Correction value (Z)

0,00

Category adder

0,00

Applied penalty

(-7,20) 0,00