




## Official Results

### 공식 경기결과

Jury		Course Information	
WPNS Technical Delegate	NEESER Hans-Peter (SUI)	Course name	standing/vis imp 3x3.3km
WPNS Race Director	APEDAILE Len (CAN)	Height Difference (HD)	35m
Assistant Technical Delegate	BAJAN Joe (CAN)	Maximum Climb (MC)	40m
Assistant Technical Delegate	COLBJORNSEN Geir (NOR)	Total Climb (TC)	113m
Chief of Competition	LEE Keunno (KOR)	Length of Lap	3450m
Jury Member	KAIPAINEN Marita (FIN)	Number of Laps	3

Rank	Bib	Name	NPC Code	Sport Class	%	3.3 km Time	Rk	6.6 km Time	Rk	Real Time	Delta	Result
1	76	McKEEVER Brian Guide: NISHIKAWA Graham	CAN	B3	100	7:43.9	2	15:26.4	1	23:17.8		23:17.8
2	75	ADICOFF Jake Guide: KESSELHEIM Sawyer	USA	B3	100	8:04.8	4	16:12.7	2	24:31.3	+1:13.5	24:31.3
3	73	HOLUB Yury Guide: BUDZILOVICH Dzmityr	BLR	B3	100	8:05.5	5	16:17.5	3	24:37.1	+1:19.3	24:37.1
4	74	CLARION Thomas Guide: BOLLET Antoine	FRA	B1	88	8:04.0	3	16:28.0	4	28:25.8	+1:57.4	25:01.1
5	70	RESHETYNSKYI Iaroslav Guide: STEFURAK Nazar	UKR	B2	99	8:23.2	6	16:56.7	5	25:53.5	+2:21.6	25:38.0
6	71	SUIARKO Dmytro Guide: POTAPENKO Vasyl	UKR	B2	99	8:25.8	7	17:09.9	7	26:09.3	+2:37.4	25:53.6
7	72	BYE Eirik Guide: NELSON Arvid	NOR	B3	100	8:38.1	8	17:08.5	6	26:04.5	+2:46.7	26:04.5
8	68	INOLA Inkki Guide: SORMUNEN Vili	FIN	B3	100	8:44.9	9	17:43.4	8	26:38.2	+3:20.4	26:38.2
9	69	GARBOWSKI Piotr Guide: TWARDOWSKI Jakub	POL	B3	100	8:53.3	10	17:58.6	9	27:16.5	+3:58.7	27:16.5
10	67	DUBOIS Thomas Guide: SAUVAGE Bastien	FRA	B1	88	9:05.4	11	18:15.2	10	31:22.9	+4:54.5	27:37.0
11	65	TAKAMURA Kazuto Guide: FUJITA Yuhei	JPN	B1	88	9:24.3	13	18:55.3	11	32:32.5	+6:04.1	28:38.2
12	64	KUBICA Lukasz Guide: SUCHWALKO Wojciech	POL	B3	100	9:08.8	12	19:00.4	12	28:46.3	+5:28.5	28:46.3
13	66	MAKHOTKIN Oleksandr Guide: NIKULIN Denys	UKR	B3	100	9:27.4	14	19:02.5	13	28:50.3	+5:32.5	28:50.3
14	62	KLEMETTI Rudolf Guide: KALLUNKI Jaakko	FIN	B3	100	9:42.2	15	19:24.2	14	29:05.4	+5:47.6	29:05.4
15	63	CHOI Bogue Guide: KIM Hyunwoo	KOR	B3	100	10:02.9	16	20:00.0	15	30:06.4	+6:48.6	30:06.4
16	61	GEORGIEV Svetoslav Guide: BIRNIKOV Ivan	BUL	B2	99	10:23.3	17	20:58.5	16	32:01.8	+8:29.9	31:42.6

Did not finish												
	77	MODIN Zebastian	SWE	B1	88	7:39.3	1					



## Official Results

### 공식 경기결과

Weather	Snow Condition	Temperatures		Competitors				
		Air	Snow	Entries	Ranked	DSQ	DNF	DNS
Partly cloudy	Packed	-1.8°C	-8.1°C	17/12	16/11	0/0	1/1	0/0

Technical Delegate



NEESER Hans-Peter (SUI)

Competition Secretary



YOO Taikwan (KOR)

**Note:**

All times except 'Real Time' are calculated times. Result is the real time multiplied by the athlete's percentage.

Delta – is the time (in real time) the skier would have to ski faster in order to tie the winners result (in adjusted time).

**Legend:**

**DNF** Did not finish    **DNS** Did not start    **DSQ** Disqualified    **Rk** Rank



## Official Results

### 공식 경기결과


Jury		Course Information		
WPNS Technical Delegate	NEESER Hans-Peter (SUI)	Course name	standing/vis imp 3x3.3km	
WPNS Race Director	APEDAILE Len (CAN)	Height Difference (HD)	35m	
Assistant Technical Delegate	BAJAN Joe (CAN)	Maximum Climb (MC)	40m	
Assistant Technical Delegate	COLBJORNSEN Geir (NOR)	Total Climb (TC)	113m	
Chief of Competition	LEE Keunno (KOR)	Length of Lap	3450m	
Jury Member	KAIPAINEN Marita (FIN)	Number of Laps	3	

Rank	Bib	Name	NPC Code	Sport Class	%	3.3 km Time	Rk	6.6 km Time	Rk	Real Time	Delta	Result
1	102	NITTA Yoshihiro	JPN	LW8	91	7:55.2	2	16:04.4	3	26:29.9		24:06.8
2	101	VOVCHYNSKYI Grygorii	UKR	LW8	91	7:49.6	1	15:52.9	1	26:39.5	+9.6	24:15.5
3	100	ARENDZ Mark	CAN	LW6	90	7:58.6	3	16:11.0	=4	27:10.1	+22.5	24:27.1
4	104	REPTYUKH Ihor	UKR	LW8	91	7:59.8	5	16:11.0	=4	27:04.1	+34.2	24:37.9
5	103	TUOMISTO Ilkka	FIN	LW8	91	7:59.3	4	15:59.1	2	27:10.0	+40.1	24:43.3
6	99	SKUPIEN Witold	POL	LW5/7	80	8:05.4	7	16:32.0	6	31:22.4	+1:13.9	25:05.9
7	98	OLSRUD Hakon	NOR	LW8	91	8:13.4	9	16:35.5	7	27:40.9	+1:11.0	25:11.4
8	89	MA Mingtao	CHN	LW5/7	80	8:32.8	16	16:56.8	9	31:56.3	+1:47.8	25:33.0
9	92	EHLER Alexander	GER	LW4	96	8:23.9	11	16:55.5	8	26:44.6	+1:37.5	25:40.4
10	93	KAWAYOKE Taiki	JPN	LW5/7	80	8:11.0	8	17:00.0	11	32:17.4	+2:08.9	25:49.9
11	94	SATO Keiichi	JPN	LW8	91	8:27.5	12	17:09.2	12	28:26.9	+1:57.0	25:53.3
12	96	ROMANIUK Serhii	UKR	LW8	91	8:01.9	6	16:57.9	10	28:27.5	+1:57.6	25:53.8
13	95	SYTNYK Vitalii	UKR	LW6	90	8:29.5	13	17:17.6	13	29:37.6	+2:50.0	26:39.8
14	91	BATMUNKH Ganbold	MGL	LW6	90	8:31.5	14	17:47.0	15	30:10.1	+3:22.5	27:09.1
15	90	KOLYADIN Alexandr	KAZ	LW4	96	8:19.9	10	17:36.1	14	28:24.5	+3:17.4	27:16.3
16	87	TAVASCI Luca	SUI	LW8	91	8:49.3	17	18:02.6	17	30:13.4	+3:43.5	27:30.2
17	97	DU Haitao	CHN	LW5/7	80	8:32.2	15	17:47.8	16	34:38.7	+4:30.2	27:43.0
18	86	IWAMOTO Keigo	JPN	LW3	87	8:55.7	18	18:25.5	18	32:26.4	+4:43.4	28:13.4
19	88	KWON Sanghyeon	KOR	LW8	91	9:23.5	20	19:15.7	20	31:40.1	+5:10.2	28:49.1
20	84	BIRKELUND Johannes	NOR	LW9	89	8:58.5	19	18:36.9	19	32:25.6	+5:20.0	28:51.6
21	83	TONINELLI Cristian	ITA	LW8	91	9:35.9	22	19:33.0	21	32:50.0	+6:20.1	29:52.7
22	82	KHATIBI MIANAIE Aboufazel	IRI	LW8	91	9:34.1	21	19:42.6	22	33:05.3	+6:35.4	30:06.6
23	85	WANG Chenyang	CHN	LW5/7	80	10:34.5	23	21:54.9	23	41:26.8	+11:18.3	33:09.4

Did not start			
81	BOSNJAKOVIC Antun	CRO	LW3 87

Weather	Snow Condition	Temperatures		Competitors				
		Air	Snow	Entries	Ranked	DSQ	DNF	DNS
Partly cloudy	Packed	-1.8°C	-8.1°C	24/15	23/14	0/0	0/0	1/1

Technical Delegate  
  
NEESER Hans-Peter (SUI)

Competition Secretary  
  
YOO Taikwan (KOR)

**Note:**  
All times except 'Real Time' are calculated times. Result is the real time multiplied by the athlete's percentage.  
Delta – is the time (in real time) the skier would have to ski faster in order to tie the winners result (in adjusted time).

**Legend:**  
= Equal sign indicates that two or more competitors share the same rank    **DNF** Did not finish  
**DNS** Did not start    **DSQ** Disqualified  
**Rk** Rank



## Official Results


### 공식 경기결과

Jury		Course Information		
WPNS Technical Delegate	NEESER Hans-Peter (SUI)	Course name	sit ski 3x2.5km	
WPNS Race Director	APEDAILE Len (CAN)	Height Difference (HD)	23m	
Assistant Technical Delegate	BAJAN Joe (CAN)	Maximum Climb (MC)	14m	
Assistant Technical Delegate	COLBJORNSEN Geir (NOR)	Total Climb (TC)	57m	
Chief of Competition	LEE Keunno (KOR)	Length of Lap	2542m	
Jury Member	KAIPAINEN Marita (FIN)	Number of Laps	3	

Rank	Bib	Name	NPC Code	Sport Class	%	2.5 km Time	Rk	5.0 km Time	Rk	Real Time	Delta	Result
1	183	SIN Eui Hyun	KOR	LW12	100	7:11.9	1	14:41.1	1	22:28.4		22:28.4
2	181	CNOSSEN Daniel	USA	LW12	100	7:16.6	3	14:47.4	3	22:33.7	+5.3	22:33.7
3	184	YAROVYI Maksym	UKR	LW10	86	7:14.9	2	14:47.2	2	26:21.3	+13.4	22:39.9
4	175	RAD Taras	UKR	LW12	100	7:27.9	6	15:00.1	4	22:50.3	+21.9	22:50.3
5	182	SOULE Andrew	USA	LW12	100	7:20.1	4	15:02.8	5	23:02.8	+34.4	23:02.8
6	178	KLEBL Chris	CAN	LW11	94	7:26.6	5	15:17.3	7	24:55.2	+1:00.7	23:25.5
7	180	FLEIG Martin	GER	LW11.5	96	7:35.0	10	15:26.9	8	24:30.4	+1:05.8	23:31.6
8	173	LEE Jeong Min	KOR	LW12	100	7:34.8	9	15:28.5	9	23:37.3	+1:08.9	23:37.3
9	169	RIBERA Cristian	BRA	LW11	94	7:30.4	7	15:14.1	6	25:12.3	+1:17.8	23:41.6
10	179	LOBAN Dzmityr	BLR	LW12	100	7:46.0	14	15:45.7	10	24:12.7	+1:44.3	24:12.7
11	177	LARSEN Trygve Steinar	NOR	LW12	100	7:43.3	12	15:50.2	11	24:20.1	+1:51.7	24:20.1
12	176	LUKYANENKA Yauheni	BLR	LW12	100	7:42.1	11	16:06.3	13	24:42.7	+2:14.3	24:42.7
13	172	PETRENKO Denis	KAZ	LW11	94	7:44.6	13	16:01.9	12	26:35.4	+2:40.9	24:59.7
14	164	MEENAGH Scott	GBR	LW12	100	8:05.9	16	16:29.6	16	25:17.5	+2:49.1	25:17.5
15	170	ZAPLOTINSKY Derek	CAN	LW10.5	90	7:55.9	15	16:23.7	15	28:12.4	+3:14.2	25:23.2
16	167	FORTIER Sebastien	CAN	LW11.5	96	8:12.7	17	16:45.1	18	26:44.7	+3:20.1	25:40.5
17	157	HUANG Feixiang	CHN	LW12	100	8:13.8	18	16:37.7	17	25:45.6	+3:17.2	25:45.6
18	168	DU Mingyuan	CHN	LW12	100	8:22.7	21	16:51.7	19	25:55.9	+3:27.5	25:55.9
19	171	ZHENG Peng	CHN	LW10	86	7:34.0	8	16:13.1	14	30:11.6	+4:03.7	25:58.0
20	159	USSOLTSEV Sergey	KAZ	LW12	100	8:23.0	22	17:04.0	21	26:07.7	+3:39.3	26:07.7
21	165	GAO Xiaoming	CHN	LW12	100	8:18.0	19	16:53.4	20	26:09.3	+3:40.9	26:09.3
22	163	SHYKUTS Arkadz	BLR	LW12	100	8:21.2	20	17:08.3	22	26:19.9	+3:51.5	26:19.9
23	166	HALSTED Sean	USA	LW11.5	96	8:23.1	23	17:13.1	23	27:44.1	+4:19.5	26:37.5
24	161	HUANG Bitao	CHN	LW12	100	8:33.8	24	17:26.4	24	27:13.9	+4:45.5	27:13.9
25	160	LU Jingfeng	CHN	LW10.5	90	8:43.3	25	17:47.7	25	30:29.1	+5:30.9	27:26.2
26	162	PRICE Bryan	USA	LW11.5	96	8:52.9	27	18:14.8	26	29:00.9	+5:36.3	27:51.3
27	156	XU Congjun	CHN	LW10.5	90	8:56.7	28	18:20.5	27	31:51.1	+6:52.9	28:40.0
28	155	HESS Ethan	CAN	LW12	100	9:19.5	31	18:52.3	28	28:51.0	+6:22.6	28:51.0
29	153	LIPINSKI Vadzim	BLR	LW12	100	9:14.6	29	19:14.5	29	29:29.5	+7:01.1	29:29.5
30	158	WAGNER Jeremy	USA	LW11.5	96	8:49.7	26	19:24.4	30	31:31.7	+8:07.1	30:16.0
31	154	BOURQUE Yves	CAN	LW11	94	9:17.2	30	19:28.4	31	32:42.2	+8:47.7	30:44.5
32	152	DADIANI Temuri	GEO	LW12	100	10:25.8	32	21:27.2	32	33:32.7	+11:04.3	33:32.7

Did not finish				
	174	ROSIEK Kamil	POL	LW12 100

Did not start				
	151	ZIMA Josip	CRO	LW11 94



## Official Results

### 공식 경기결과

Weather	Snow Condition	Temperatures		Competitors				
		Air	Snow	Entries	Ranked	DSQ	DNF	DNS
Partly cloudy	Packed	6.1°C	-1.5°C	34/14	32/12	0/0	1/1	1/1

Technical Delegate



NEESER Hans-Peter (SUI)

Competition Secretary



YOO Taikwan (KOR)

**Note:**

All times except 'Real Time' are calculated times. Result is the real time multiplied by the athlete's percentage.

Delta – is the time (in real time) the skier would have to ski faster in order to tie the winners result (in adjusted time).

**Legend:**

**DNF** Did not finish    **DNS** Did not start    **DSQ** Disqualified    **Rk** Rank