



Official Results
 공식 경기결과

REVISED
 12 MAR 08:48

Jury		Course Information		
WPNS Technical Delegate	NEESER Hans-Peter (SUI)	Course name	sit ski 5x3km	
WPNS Race Director	APEDAILE Len (CAN)	Height Difference (HD)	23m	
Assistant Technical Delegate	BAJAN Joe (CAN)	Maximum Climb (MC)	14m	
Assistant Technical Delegate	COLBJORNSEN Geir (NOR)	Total Climb (TC)	57m	
Chief of Competition	LEE Keunno (KOR)	Length of Lap	2958m	
Jury Member	KAIPAINEN Marita (FIN)	Number of Laps	5	


Rank	Bib	Name	NPC Code	Sport Class	%	3.0 km Time	Rk	9.0 km Time	Rk	12.0 km Time	Rk	Real Time	Delta	Result
1	29	YAROVYI Maksym	UKR	LW10	86	7:43.0	3	24:44.4	1	33:22.4	1	48:23.5		41:37.0
2	26	CNOSSEN Daniel	USA	LW12	100	7:40.5	2	25:07.5	3	34:07.1	2	42:20.7	+43.7	42:20.7
3	28	SIN Eui Hyun	KOR	LW12	100	7:54.3	5	25:21.3	4	34:10.5	4	42:28.9	+51.9	42:28.9
4	18	ZHENG Peng	CHN	LW10	86	7:29.3	1	24:47.5	2	34:09.0	3	49:42.2	+1:18.7	42:44.7
5	24	CAMERON Collin	CAN	LW11.5	96	8:02.0	7	25:56.2	7	35:09.4	6	45:30.1	+2:09.1	43:40.9
6	16	RIBERA Cristian	BRA	LW11	94	7:51.1	4	25:46.9	5	35:13.8	7	46:35.2	+2:18.8	43:47.5
7	22	RAD Taras	UKR	LW12	100	8:04.0	8	25:48.4	6	35:02.0	5	43:50.4	+2:13.4	43:50.4
8	25	KLEBL Chris	CAN	LW11	94	8:05.1	9	26:08.2	9	35:25.4	8	46:42.1	+2:25.7	43:54.0
9	17	ZAPLOTINSKY Derek	CAN	LW10.5	90	8:09.3	10	26:06.3	8	35:27.4	9	48:57.4	+2:43.0	44:03.7
10	20	LEE Jeong Min	KOR	LW12	100	8:12.9	12	26:27.0	10	35:37.8	10	44:06.1	+2:29.1	44:06.1
11	27	SOULE Andrew	USA	LW12	100	8:01.5	6	26:45.8	12	36:01.9	11	44:36.9	+2:59.9	44:36.9
12	19	PETRENKO Denis	KAZ	LW11	94	8:10.6	11	26:43.8	11	36:15.3	12	47:49.1	+3:32.7	44:57.0
13	23	LUKYANENKA Yauheni	BLR	LW12	100	8:28.9	15	27:10.7	14	36:37.2	13	45:13.9	+3:36.9	45:13.9
14	13	GAO Xiaoming	CHN	LW12	100	8:31.1	17	27:09.7	13	36:39.1	14	45:36.8	+3:59.8	45:36.8
15	9	USSOLTSEV Sergey	KAZ	LW12	100	8:28.5	14	27:13.5	15	36:51.5	15	45:38.2	+4:01.2	45:38.2
16	10	HUANG Bitao	CHN	LW12	100	8:22.6	13	27:20.6	16	36:59.7	16	45:56.0	+4:19.0	45:56.0
17	12	MEENAGH Scott	GBR	LW12	100	8:43.9	22	27:40.5	19	37:13.4	17	46:07.4	+4:30.4	46:07.4
18	15	FORTIER Sebastien	CAN	LW11.5	96	8:31.4	18	27:30.5	17	37:20.6	18	48:22.1	+5:01.1	46:26.0
19	8	HUANG Feixiang	CHN	LW12	100	8:31.0	16	27:38.9	18	37:40.8	19	47:30.0	+5:53.0	47:30.0
20	7	XU Congjun	CHN	LW10.5	90	8:39.1	21	28:12.5	20	38:20.0	20	53:18.0	+7:03.6	47:58.2
21	21	ROSIEK Kamil	POL	LW12	100	8:48.0	23	28:41.5	22	39:03.3	21	48:35.5	+6:58.5	48:35.5
22	14	HALSTED Sean	USA	LW11.5	96	8:35.8	19	28:56.9	23	39:09.3	22	50:39.6	+7:18.6	48:38.0
23	4	LIPINSKI Vadzim	BLR	LW12	100	9:04.5	24	29:42.6	24	40:45.5	23	50:25.9	+8:48.9	50:25.9
24	6	HESS Ethan	CAN	LW12	100	9:22.4	26	30:35.7	25	41:38.2	24	52:14.6	+10:37.6	52:14.6
25	5	BOURQUE Yves	CAN	LW11	94	9:16.2	25	30:36.0	26	41:58.5	25	55:52.9	+11:36.5	52:31.7
26	2	MA Yu Chol	PRK	LW12	100	11:11.7	28	36:15.9	27	49:48.7	26	1:04:57.3	+23:20.3	1:04:57.3
27	1	KIM Jong Hyon	PRK	LW12	100	13:09.5	29	42:19.8	28	57:48.1	27	1:12:49.9	+31:12.9	1:12:49.9

Did not finish											
	3	DADIANI Temuri	GEO	LW12	100	10:57.0	27				
	11	SHYKUTS Arkadz	BLR	LW12	100	8:39.0	20	28:18.9	21		

Weather	Snow Condition	Temperatures		Competitors				
		Air	Snow	Entries	Ranked	DSQ	DNF	DNS
Partly cloudy	Packed	4.0°C	-0.5°C	29/12	27/11	0/0	2/2	0/0

Technical Delegate

NEESER Hans-Peter (SUI)

Competition Secretary

YOO Taikwan (KOR)

Note:
 All times except 'Real Time' are calculated times. Result is the real time multiplied by the athlete's percentage.
 Delta – is the time (in real time) the skier would have to ski faster in order to tie the winners result (in adjusted time).

Legend:
DNF Did not finish **DNS** Did not start **DSQ** Disqualified **Rk** Rank

Modified Length of Lap and Number of Laps



Official Results 공식 경기결과


Jury			Course Information		
WPNS Technical Delegate	NEESER Hans-Peter (SUI)	Course name	standing/vis imp 4x5km		
WPNS Race Director	APEDAILE Len (CAN)	Height Difference (HD)	34m		
Assistant Technical Delegate	BAJAN Joe (CAN)	Maximum Climb (MC)	31m		
Assistant Technical Delegate	COLBJORNSEN Geir (NOR)	Total Climb (TC)	150m		
Chief of Competition	LEE Keunno (KOR)	Length of Lap	4960m		
Jury Member	KAIPAINEN Marita (FIN)	Number of Laps	4		

Rank	Bib	Name	NPC Code	Sport Class	%	5.0 km Time	Rk	10.0 km Time	Rk	15.0 km Time	Rk	Real Time	Delta	Result
1	17	REPTYUKH Ihor	UKR	LW8	96	9:08.7	1	20:06.0	1	31:28.3	1	46:44.6		44:52.4
2	18	DAVIET Benjamin	FRA	LW2	91	9:15.4	2	20:42.9	2	32:39.9	2	51:26.7	+2:08.0	46:48.9
3	15	OLSRUD Hakon	NOR	LW8	96	9:33.8	3	21:04.6	3	32:57.7	3	49:08.5	+2:23.9	47:10.6
4	12	GERLITS Alexandr	KAZ	LW6	95	9:53.0	5	21:44.4	5	33:40.8	4	50:25.7	+3:11.6	47:54.4
5	16	SKUPIEN Witold	POL	LW5/7	88	9:39.8	4	21:42.5	4	34:12.2	5	55:44.1	+4:44.6	49:02.8
6	7	LEHMKER Steffen	GER	LW8	96	10:05.8	8	22:15.3	6	34:46.4	6	51:33.7	+4:49.1	49:30.0
7	13	ROMANIUK Serhii	UKR	LW8	96	10:16.6	9	22:39.3	8	35:29.2	7	52:51.7	+6:07.1	50:44.8
8	10	EHLER Alexander	GER	LW4	97	10:20.9	10	22:46.1	10	35:34.6	8	52:20.1	+6:04.4	50:45.9
9	11	KAWAYOKE Taiki	JPN	LW5/7	88	10:01.2	7	22:37.8	7	35:54.8	10	57:57.1	+6:57.6	50:59.8
10	5	MA Mingtao	CHN	LW5/7	88	10:32.5	13	23:07.4	11	35:53.5	9	57:59.1	+6:59.6	51:01.6
11	2	WANG Chenyang	CHN	LW5/7	88	10:00.0	6	22:41.4	9	36:02.1	11	58:26.3	+7:26.8	51:25.5
12	4	KWON Sanghyeon	KOR	LW8	96	10:34.3	14	23:38.0	12	37:16.4	12	55:35.0	+8:50.4	53:21.6
13	14	DU Haitao	CHN	LW5/7	88	10:31.8	11	23:44.5	13	38:07.1	14	1:01:59.4	+10:59.9	54:33.1
14	3	TAVASCI Luca	SUI	LW8	96	11:24.9	17	25:05.9	16	38:43.0	16	57:10.0	+10:25.4	54:52.8
15	6	WU Junbao	CHN	LW5/7	88	10:32.0	12	23:48.0	14	38:07.0	13	1:02:40.2	+11:40.7	55:09.0
16	9	BATMUNKH Ganbold	MGL	LW6	95	10:42.6	15	24:13.0	15	38:36.7	15	58:27.4	+11:13.3	55:32.0
17	1	TONINELLI Cristian	ITA	LW8	96	11:38.6	18	26:08.7	18	41:15.5	17	1:02:03.7	+15:19.1	59:34.8
18	8	KOLYADIN Alexandr	KAZ	LW4	97	11:10.3	16	25:42.2	17	41:46.5	18	1:02:27.1	+16:11.4	1:00:34.7

Weather	Snow Condition	Temperatures		Competitors				
		Air	Snow	Entries	Ranked	DSQ	DNF	DNS
Partly cloudy	Packed	6.6°C	-2.0°C	18/12	18/12	0/0	0/0	0/0

Technical Delegate

NEESER Hans-Peter (SUI)

Competition Secretary

YOO Taikwan (KOR)

Note:
All times except 'Real Time' are calculated times. Result is the real time multiplied by the athlete's percentage.
Delta – is the time (in real time) the skier would have to ski faster in order to tie the winners result (in adjusted time).

Legend:
DNF Did not finish DNS Did not start DSQ Disqualified Rk Rank



Official Results

공식 경기결과


Jury				Course Information			
WPNS Technical Delegate	NEESER Hans-Peter (SUI)	Course name	standing/vis imp 4x5km				
WPNS Race Director	APEDAILE Len (CAN)	Height Difference (HD)	34m				
Assistant Technical Delegate	BAJAN Joe (CAN)	Maximum Climb (MC)	31m				
Assistant Technical Delegate	COLBJORNSEN Geir (NOR)	Total Climb (TC)	150m				
Chief of Competition	LEE Keunno (KOR)	Length of Lap	4960m				
Jury Member	KAIPAINEN Marita (FIN)	Number of Laps	4				

Rank	Bib	Name	NPC Code	Sport Class	%	5.0 km Time	Rk	10.0 km Time	Rk	15.0 km Time	Rk	Real Time	Delta	Result
1	33	McKEEVER Brian Guide: NISHIKAWA Graham	CAN	B3	100	9:10.1	1	20:17.7	1	32:11.8	1	46:02.4		46:02.4
2	30	HOLUB Yury Guide: BUDZILOVICH Dzmitry	BLR	B3	100	9:55.8	6	21:30.5	4	33:25.6	4	47:07.5	+1:05.1	47:07.5
3	31	CLARION Thomas Guide: BOLLET Antoine	FRA	B1	88	9:22.7	2	20:52.2	2	32:55.5	2	53:52.3	+1:33.2	47:24.4
4	34	MODIN Zebastian Guide: ANDERSSON Johannes	SWE	B1	88	9:36.4	4	20:57.8	3	33:13.6	3	53:57.4	+1:38.3	47:28.9
5	32	ADICOFF Jake Guide: KESSELHEIM Sawyer	USA	B3	100	9:23.5	3	21:34.2	5	34:37.0	5	49:43.0	+3:40.6	49:43.0
6	28	KAZIK Oleksandr Guide: KUCHERYAVIY Sergiy	UKR	B1	88	10:02.5	7	23:10.7	8	36:21.2	7	58:23.4	+6:04.3	51:23.0
7	27	CHALENCON Anthony Guide: VALVERDE Simon	FRA	B1	88	9:52.4	5	22:07.0	6	36:04.7	6	59:25.1	+7:06.0	52:17.3
8	29	BYE Eirik Guide: NELSON Arvid	NOR	B3	100	10:12.0	8	22:51.0	7	36:27.9	8	53:18.2	+7:15.8	53:18.2
9	26	GARBOWSKI Piotr Guide: TWARDOWSKI Jakub	POL	B3	100	11:03.2	11	24:10.3	9	37:43.6	9	53:46.4	+7:44.0	53:46.4
10	25	INOLA Inkki Guide: SORMUNEN Vili	FIN	B3	100	10:49.5	10	24:21.9	11	38:02.3	10	54:10.5	+8:08.1	54:10.5
11	23	KANAFIN Kairat Guide: ZHDANOVICH Anton	KAZ	B2	99	11:20.5	12	24:46.2	12	38:56.9	11	56:30.4	+10:00.1	55:56.5
12	21	KLEMETTI Rudolf Guide: KALLUNKI Jaakko	FIN	B3	100	11:57.7	13	26:46.1	13	41:04.4	12	58:05.6	+12:03.2	58:05.6
13	22	KUBICA Lukasz Guide: SUCHWALCO Wojciech	POL	B3	100	12:01.0	14	26:58.0	14	42:41.6	13	1:01:13.9	+15:11.5	1:01:13.9

Did not finish														
	24	LADZESAU Mikita	BLR	B2	99	10:48.4	9	24:15.2	10					


Weather	Snow Condition	Temperatures		Competitors				
		Air	Snow	Entries	Ranked	DSQ	DNF	DNS
Partly cloudy	Packed	6.6°C	-2.0°C	14/10	13/10	0/0	1/1	0/0

Technical Delegate



NEESER Hans-Peter (SUI)

Competition Secretary



YOO Taikwan (KOR)

Note:
All times except 'Real Time' are calculated times. Result is the real time multiplied by the athlete's percentage.
Delta – is the time (in real time) the skier would have to ski faster in order to tie the winners result (in adjusted time).

Legend:	DNF	Did not finish	DNS	Did not start	DSQ	Disqualified	Rk	Rank
---------	-----	----------------	-----	---------------	-----	--------------	----	------