

OFFICIAL RESULTS As of 17 FEB 2019

JURY			COURSE INFORMATION		
IPC TD	COLBJORNSEN Geir(NOR)		Course Name	CC Men Middle Sitting	
IPC Assistant TD	EASTER Justin(USA)		Height difference	10 m	
IPC Assistant TD 2	MAGAND Guy(FRA)		Maximum Climb	10 m	
IPC Race Director	APEDAILE Len(CAN)		Total Climb	41 m	
IPC Jury Member	AALBERG John(NOR)		Length of Lap	2425 m	
Chief of Competition	BURBEE Jim(CAN)		Number of Laps	3	

Rank	Bib	Name	NPC Code	Sport Class	%	2.5 Km Time(Rk)	5.0 Km Time(Rk)	Real Time	Delta	Result	Race Pts.	WC Pts.
1	25	FLEIG Martin	GER	LW11.5	95	7:36.0 (3)	15:18.2 (2)	24:08.2		22:55.8	0.00	100
2	30	CNOSSEN Daniel	USA	LW12	100	7:30.1 (1)	15:13.7 (1)	22:58.8	+03.0	22:58.8	1.31	80
3	28	RAD Taras	UKR	LW12	100	7:33.4 (2)	15:18.9 (3)	23:01.1	+05.3	23:01.1	2.31	60
4	24	KRAVCHUK Vasyl	UKR	LW11	93	7:37.0 (4)	15:32.4 (5)	25:04.3	+25.0	23:19.0	10.12	50
5	23	ZAPLOTINSKY Derek	CAN	LW10.5	89	7:38.0 (5)	15:26.4 (4)	26:12.9	+27.1	23:19.9	10.51	45
6	26	SHIN Euihyun	KOR	LW12	100	7:44.1 (6)	15:45.1 (6)	23:32.2	+36.4	23:32.2	15.87	40
7	29	YAROVYI Maksym	UKR	LW10	86	7:47.6 (7)	15:52.1 (7)	27:58.8	+1:19.1	24:03.8	29.66	36
8	20	MEENAGH Scott	GBR	LW12	100	8:07.1 (8)	16:17.6 (8)	24:19.1	+1:23.3	24:19.1	36.33	32
9	22	LOBAN Dzmitry	BLR	LW12	100	8:09.6 (9)	16:34.7 (9)	24:51.8	+1:56.0	24:51.8	50.59	29
10	19	ROSIEK Kamil	POL	LW12	100	8:16.9 (11)	16:43.2 (10)	25:05.4	+2:09.6	25:05.4	56.52	26
11	17	USSOLTSEV Sergey	KAZ	LW12	100	8:13.8 (10)	16:47.4 (11)	25:08.6	+2:12.8	25:08.6	57.92	24
12	21	PETRENKO Denis	KAZ	LW11	93	8:20.6 (12)	16:57.0 (13)	27:16.7	+2:37.4	25:22.1	63.80	22
13	16	ARNOLD Steve	GBR	LW12	100	8:20.7 (13)	16:54.7 (12)	25:27.3	+2:31.5	25:27.3	66.07	20
14	15	DEBOYS Callum	GBR	LW12	100	8:42.0 (14)	17:27.4 (14)	26:12.7	+3:16.9	26:12.7	85.87	18
15	12	HESS Ethan	CAN	LW12	100	9:20.7 (16)	18:51.0 (16)	28:23.8	+5:28.0	28:23.8	143.04	16
16	13	BOURQUE Yves	CAN	LW11	93	9:21.3 (17)	19:21.4 (17)	31:38.6	+6:59.3	29:25.7	170.04	15
17	18	FURUBERG Arnt Christian	SWE	LW11.5	95	9:36.7 (18)	19:43.0 (18)	32:30.2	+8:22.0	30:52.7	207.98	
18	11	MORI Hiroaki	JPN	LW12	100	8:55.8 (15)	18:13.3 (15)	34:47.7	+11:51.9	34:47.7	310.47	

Did Not Start			Time(Rk)	Time(Rk)		
27	PIKE Aaron	USA LW11.5 95			00.0	
14	THOMAS Stephen	GBR LW12 100			00.0	



SUN
17 FEB 2019
11:05

CROSS COUNTRY

MEN MIDDLE F, SITTING

FINAL



OFFICIAL RESULTS As of 17 FEB 2019

Weather	Snow Conditions	Temperature		Competitors					
		Air	Snow	Entries	Ranked	DSQ	DNF	DNS	LAP
Partly cloudy	Packed	-13.0 °C	-11.7 °C	20	18	0	0	2	0

IPC TD
<i>Geir Colbjørnsen</i>
COLBJORNSEN Geir (NOR).

Competition Secretary
<i>Jennifer Nesset</i>
NESSET Jennifer (CAN).

Note:
All times except 'Real Time' are calculated times. Calculated time is the real time multiplied by the athlete's percentage.
Delta – Time difference of the competitor's real time and his/her real time equal to the winners result (skiing time).


Legend:	Did not finish	DNS	Did not start	DSQ	Disqualified
DNF	Time behind ranked 1	IPC	International Paralympic Committee	TD	Technical Delegate
Delta	Intermediate position n	NPC	National Paralympic Committee		
ITn					


OFFICIAL RESULTS As of 17 FEB 2019

JURY			COURSE INFORMATION		
IPC TD	COLBJORNSEN Geir(NOR)	Course Name	CC Men Middle Standing		
IPC Assistant TD	EASTER Justin(USA)	Height difference	40 m		
IPC Assistant TD 2	MAGAND Guy(FRA)	Maximum Climb	30 m		
IPC Race Director	APEDAILE Len(CAN)	Total Climb	82 m		
IPC Jury Member	AALBERG John(NOR)	Length of Lap	2629 m		
Chief of Competition	BURBEE Jim(CAN)	Number of Laps	4		

Rank	Bib	Name	NPC Code	Sport Class	%	2.5 Km Time(Rk)	5.0 Km Time(Rk)	7.5 Km Time(Rk)	Real Time	Delta	Result	Race Pts.	WC Pts.
1	71	DAVIET Benjamin	FRA	LW2	93	6:10.8 (1)	12:30.3 (1)	18:51.8 (1)	27:22.0		25:27.1	0.00	100
2	69	ARENDZ Mark	CAN	LW6	96	6:35.0 (4)	13:22.6 (3)	20:07.5 (2)	27:52.5	+1:21.8	26:45.6	30.84	80
3	70	VOVCHYNSKYI Grygorii	UKR	LW8	97	6:33.5 (3)	13:17.9 (2)	20:09.5 (3)	27:44.6	+1:30.3	26:54.7	34.42	60
4	68	KAWAYOKE Taiki	JPN	LW5/7	89	6:33.1 (2)	13:24.2 (4)	20:18.1 (4)	30:37.9	+2:02.1	27:15.7	42.67	50
5	66	ROMANIUK Serhii	UKR	LW8	97	6:38.6 (5)	13:42.0 (6)	21:02.5 (6)	29:01.9	+2:47.6	28:09.6	63.85	45
6	67	OLSRUD Hakon	NOR	LW8	97	6:43.7 (6)	13:39.4 (5)	20:52.7 (5)	29:02.5	+2:48.2	28:10.2	64.08	40
7	72	SKUPIEN Witold	POL	LW5/7	89	6:49.8 (7)	14:01.1 (7)	21:11.0 (7)	31:43.8	+3:08.0	28:14.4	65.73	36
8	65	GERLITS Alexandr	KAZ	LW6	96	6:57.3 (8)	14:13.2 (8)	21:36.6 (8)	29:57.2	+3:26.5	28:45.3	77.87	32
9	64	BATMUNKH Ganbold	MGL	LW6	96	7:12.2 (9)	15:09.6 (9)	23:17.9 (9)	32:39.5	+6:08.8	31:21.1	139.09	29
10	62	TRIL Pavlo	UKR	LW8	97	7:26.6 (10)	15:32.2 (10)	23:46.3 (10)	32:48.3	+6:34.0	31:49.3	150.17	26
11	63	BARBER Kyle	CAN	LW5/7	89	8:09.0 (12)	16:41.5 (11)	25:19.8 (11)	38:02.9	+9:27.1	33:51.8	198.30	
12	61	TSEGMID Dashdorj	MGL	LW8	97	8:02.4 (11)	17:04.4 (12)	25:51.1 (12)	35:43.0	+9:28.7	34:38.7	216.72	

Weather	Snow Conditions	Temperature		Competitors					
		Air	Snow	Entries	Ranked	DSQ	DNF	DNS	LAP
Partly cloudy	Packed	-12.0 °C	-11.4 °C	12	12	0	0	0	0

IPC TD

COLBJORNSEN Geir (NOR).

Competition Secretary

NESSET Jennifer (CAN).

Note:
All times except 'Real Time' are calculated times. Calculated time is the real time multiplied by the athlete's percentage.
Delta – Time difference of the competitor's real time and his/her real time equal to the winners result (skiing time).

Legend:

DNF	Did not finish	DNS	Did not start	DSQ	Disqualified
Delta	Time behind ranked 1	IPC	International Paralympic Committee	TD	Technical Delegate
ITn	Intermediate position n	NPC	National Paralympic Committee		

OFFICIAL RESULTS As of 17 FEB 2019

JURY			COURSE INFORMATION		
IPC TD	COLBJORNSEN Geir(NOR)	Course Name	CC Men Middle Standing		
IPC Assistant TD	EASTER Justin(USA)	Height difference	40 m		
IPC Assistant TD 2	MAGAND Guy(FRA)	Maximum Climb	30 m		
IPC Race Director	APEDAILE Len(CAN)	Total Climb	82 m		
IPC Jury Member	AALBERG John(NOR)	Length of Lap	2629 m		
Chief of Competition	BURBEE Jim(CAN)	Number of Laps	4		

Rank	Bib	Name	NPC Code	Sport Class	%	2.5 Km Time(Rk)	5.0 Km Time(Rk)	7.5 Km Time(Rk)	Real Time	Delta	Result	Race Pts.	WC Pts.
1	53	HOLUB Yury Guide: BUDZILOVICH D	BLR	B3	100	6:16.2 (3)	12:42.0 (2)	19:11.2 (2)	25:36.3		25:36.3	0.00	100
2	52	SUIARKO Dmytro Guide: POTAPENKO VasyI	UKR	B2	99	6:11.7 (2)	12:36.6 (1)	19:10.9 (1)	25:54.7	+02.9	25:39.2	1.13	80
3	49	CHALENCON Anthony Guide: VALVERDE Simon	FRA	B1	88	6:27.0 (4)	12:56.0 (4)	19:20.9 (3)	29:28.2	+22.5	25:56.0	7.69	60
4	50	KAZIK Oleksandr Guide: KUCHERYAVIY S	UKR	B1	88	6:29.7 (5)	13:11.2 (5)	19:57.6 (5)	30:18.4	+1:12.7	26:40.2	24.96	50
5	55	MODIN Zebastian Guide: JOENSSON Emil	SWE	B1	88	6:11.0 (1)	12:43.3 (3)	19:44.7 (4)	30:20.8	+1:15.1	26:42.3	25.78	45
6	51	RESHETYNSKYI Iaroslav Guide: YAREMENKO K	UKR	B2	99	6:35.3 (6)	13:22.1 (6)	20:16.9 (6)	27:25.5	+1:33.7	27:09.0	36.20	40
7	48	KOVALEVSKYI Anatolii Guide: MUKSHYN O	UKR	B2	99	6:37.3 (8)	13:32.2 (7)	20:40.9 (8)	27:50.8	+1:59.0	27:34.1	46.01	36
8	54	BYE Eirik Guide: NELSON Arvid	NOR	B3	100	6:42.0 (9)	13:32.8 (8)	20:36.7 (7)	27:50.6	+2:14.3	27:50.6	52.45	32
9	47	MESSINGER Nico	GER	B2	99	6:35.9 (7)	13:55.0 (9)	21:13.5 (9)	28:35.7	+2:43.9	28:18.5	63.35	29
10	46	GARBOWSKI Piotr Guide: TWARDOWSKI J	POL	B3	100	6:48.6 (10)	14:06.2 (10)	21:26.8 (10)	28:51.5	+3:15.2	28:51.5	76.24	26
11	43	MAKHOTKIN Oleksandr Guide: NIKULIN Denys	UKR	B3	100	7:12.0 (12)	14:40.0 (12)	22:15.7 (12)	29:35.5	+3:59.2	29:35.5	93.42	24
12	45	DUBOIS Thomas Guide: SAUVAGE Bastien	FRA	B1	88	7:00.2 (11)	14:28.1 (11)	22:11.5 (11)	33:48.2	+4:42.5	29:44.8	97.05	22
13	44	OXAAL Thomas Guide: LID Ole-Martin	NOR	B3	100	7:15.4 (13)	15:01.7 (13)	22:49.7 (13)	30:40.6	+5:04.3	30:40.6	118.84	20
14	42	KUBICA Lukasz Guide: MARCISZ Ewelina	POL	B3	100	7:44.1 (14)	15:43.9 (15)	23:58.4 (15)	32:05.3	+6:29.0	32:05.3	151.92	18
15	41	BACHINSKY Jesse Guide: LAMARCHE Simon	CAN	B2	99	7:45.5 (15)	15:41.2 (14)	23:47.1 (14)	32:34.6	+6:42.8	32:15.1	155.75	16



SUN
17 FEB 2019
12:00

CROSS COUNTRY


MEN MIDDLE F, VISUALLY IMP.

FINAL



OFFICIAL RESULTS As of 17 FEB 2019

Weather	Snow Conditions	Temperature		Competitors					
		Air	Snow	Entries	Ranked	DSQ	DNF	DNS	LAP
Partly cloudy	Packed	-12.0 °C	-11.4 °C	15	15	0	0	0	0

IPC TD  COLBJORNSEN Geir (NOR).
--

Competition Secretary  NESSET Jennifer (CAN).

Note:
All times except 'Real Time' are calculated times. Calculated time is the real time multiplied by the athlete's percentage.
Delta – Time difference of the competitor's real time and his/her real time equal to the winners result (skiing time).

Legend:	Did not finish	DNS	Did not start	DSQ	Disqualified
DNF	Time behind ranked 1	IPC	International Paralympic Committee	TD	Technical Delegate
Delta	Intermediate position n	NPC	National Paralympic Committee		
ITn					