



# OFFICIAL RESULTS

## BIATHLON SHORT DISTANCE 7.5KM B 1-3 MEN



VUOKATTI SKI STADIUM SAT 11 JAN 2014 START TIME 10:00

<b>JURY</b>		<b>COURSE INFORMATION</b>	
IPC TD BT:	COLBJØRNSEN Geir (NOR)	Course Name	Standing Skiers 2.5km
National TD:	KAIPAINEN Marita (FIN)	Height Difference (HD)	21m
Chief of Competition:	PELKONEN Jyri (FIN)	Maximum Climb (MC)	21m
IPC TD:	APEDAILE Len (CAN)	Total Climb (TC)	69m
Member:	KOLOMEYETS Oleg (KAZ)	Length of Lap	2.5km
		Laps	3

Rank	SDMS ID	Bib	Name	NPC Code	Class	Intermediate Result %	2.5km	5km	Real Time	Delta	Calc. Time	Missed shots	Result	IPCNS pts	WC pts
1.	13617	15	POLUKHIN Nikolay Guide: TOKAREV Andrey	RUS	B2	98	6:48.8 (4)	13:58.4 (3)	20:27.2		20:02.7	1+0	<b>20:02.7</b>	0.00	100
2.	13652	14	LUKYANENKO Vitaliy Guide: BABAR Borys	UKR	B3	100	6:37.7 (1)	13:39.7 (1)	20:03.2	+0.5	20:03.2	0+0	<b>20:03.2</b>	0.25	80
3.	14226	7	KOVALEVSKIY Anatolii Guide: MUKSHYN Oleksandr	UKR	B2	98	7:02.9 (7)	13:56.3 (2)	20:34.5	+7.3	20:09.8	1+0	<b>20:09.8</b>	3.54	60
4.	13662	9	UTKIN Iurii Guide: KAZAKOV Vitalii	UKR	B3	100	6:43.2 (2)	14:03.5 (4)	20:10.1	+7.4	20:10.1	0+0	<b>20:10.1</b>	3.69	50
5.	13656	3	SHULGA Dmytro Guide: GERGARDT Artur	UKR	B2	98	6:46.7 (3)	14:07.1 (5)	20:53.0	+25.8	20:27.9	0+0	<b>20:27.9</b>	12.57	45
6.	19082	6	RESHETYNSKIY Iaroslav Guide: KHURTYK Dmytro	UKR	B3	100	6:48.8 (4)	14:11.6 (6)	20:28.3	+25.6	20:28.3	0+0	<b>20:28.3</b>	12.77	40
7.	14668	13	CHOKHLAEV Stanislav Guide: PIROGOV Maksim	RUS	B1	87	6:50.3 (6)	14:29.0 (8)	23:37.5	+35.1	20:33.2	0+1	<b>20:33.2</b>	15.22	36
8.	13626	11	TOROPOV Aleksei Guide: FATKHULLIN Evgenii	RUS	B2	98	7:05.5 (8)	14:23.3 (7)	21:05.5	+38.3	20:40.2	0+0	<b>20:40.2</b>	18.71	32
9.	19033	8	PONOMAREV Oleg Guide: ROMANOV Andrei	RUS	B3	100	7:29.4 (11)	14:59.6 (9)	21:24.9	+1:22.2	21:24.9	1+0	<b>21:24.9</b>	41.01	29
10.	17274	4	ARTEMOV Aleksander Guide: CHEREPANOV Ilya	RUS	B1	87	7:13.7 (9)	15:11.9 (10)	25:00.6	+1:58.2	21:45.5	0+1	<b>21:45.5</b>	51.28	26
11.	13639	12	MODIN Zebastian Guide: ACKEROT Albin	SWE	B1	87	7:22.6 (10)	15:35.8 (11)	25:06.6	+2:04.2	21:50.7	1+2	<b>21:50.7</b>	53.88	24
12.	13513	10	BREM Wilhelm Guide: SCHLOTT Sebastian	GER	B1	87	7:59.4 (12)	15:37.9 (12)	25:17.0	+2:14.6	21:59.8	1+0	<b>21:59.8</b>	58.42	22
13.	13623	5	SPITSYN Filipp Guide: BASIUK Zhorzh	RUS	B3	100	8:38.6 (13)	16:16.1 (13)	22:55.7	+2:53.0	22:55.7	4+0	<b>22:55.7</b>	86.31	20
14.	19468	1	KANAFIN Kairat Guide: KOLOMEYETS Dmitriy	KAZ	B2	98	10:19.7 (14)	21:28.1 (14)	29:32.8	+9:05.6	28:57.3	5+5	<b>28:57.3</b>	266.70	*
15.	21245	2	CHOI Bogue Guide: SEO Jeongryun	KOR	B3	100	13:43.7 (15)	27:01.1 (15)	35:53.1	+15:50.4	35:53.1	3+3	<b>35:53.1</b>	474.13	*

World Cup points result limit (130%):

**26:03.5**

Weather / Visibility	Snow	Temperature		Competitors				
		Air	Snow	Entries	Ranked	DNS	DNF	DSQ
Partly cloudy	Artificial	-12°C		15	15	0	0	0

**IPC Technical Delegate**  
  
**Len Apedaile  
(CAN)**

**NOTE**  
All times except 'Real Time' and 'Delta' are calculated times. Calculated time is the real time multiplied by the athlete's percentage.

**LEGEND**  
IPC - International Paralympic Committee  
Delta - Real time behind first ranked  
DSQ - Disqualified  
TD - Technical Delegate  
DNS - Did not start  
NPC - National Paralympic Committee  
DNF - Did not finish





# OFFICIAL RESULTS

## BIATHLON SHORT DISTANCE 7.5KM LW 10-12 MEN

VUOKATTI SKI STADIUM SAT 11 JAN 2014 START TIME 11:30



World Cup

JURY		COURSE INFORMATION	
IPC TD BT:	COLBJØRNSEN Geir (NOR)	Course Name	Sit Skiers 2.5km
National TD:	KAIPAINEN Marita (FIN)	Height Difference (HD)	17m
Chief of Competition:	PELKONEN Jyri (FIN)	Maximum Climb (MC)	14m
IPC TD:	APEDAILE Len (CAN)	Total Climb (TC)	53m
Member:	KOLOMEYETS Oleg (KAZ)	Length of Lap	2.5km
		Laps	3

Rank	SDMS ID	Bib	Name	NPC Code	Class	Intermediate Resul %	2.5km	5km	Real Time	Delta	Calc. Time	Missed shots	Result	IPCNS pts	WC pts
1.	13616	47	PETUSHKOV Roman	RUS	LW12	100	7:03.0 (1)	14:39.4 (1)	21:29.6		21:29.6	0+0	21:29.6	0.00	100
2.	18081	38	DAVIDOVICH Aliksandr	RUS	LW12	100	7:08.9 (4)	14:46.6 (2)	21:39.2	+9.6	21:39.2	0+0	21:39.2	4.47	80
3.	16998	45	MURYGIN Grigory	RUS	LW12	100	7:29.0 (9)	14:59.2 (3)	21:50.1	+20.5	21:50.1	1+0	21:50.1	9.54	60
4.	14137	42	BYCHENOK Alexey	RUS	LW12	100	7:08.3 (3)	15:20.8 (8)	22:20.1	+50.5	22:20.1	0+1	22:20.1	23.50	50
5.	14227	36	TKACHENKO Mykhaylo	UKR	LW12	100	7:20.6 (6)	15:16.5 (6)	22:26.4	+56.8	22:26.4	0+0	22:26.4	26.43	45
6.	13517	39	FLEIG Martin	GER	LW11.5	97	7:24.6 (7)	15:14.2 (5)	23:09.7	+1:00.2	22:28.0	0+0	22:28.0	27.17	40
7.	13545	46	KUBO Kozo	JPN	LW11	94	7:42.0 (11)	15:31.8 (9)	23:57.1	+1:05.2	22:30.9	1+0	22:30.9	28.52	36
8.	13588	40	GONCHAROV Ivan	RUS	LW11.5	97	7:24.6 (7)	15:20.4 (7)	23:21.6	+1:12.1	22:39.6	0+0	22:39.6	32.57	32
9.	17243	41	YAROVYI Maksym	UKR	LW10	86	7:16.5 (5)	16:32.3 (12)	27:17.7	+2:18.2	23:28.4	0+3	23:28.4	55.27	29
10.	19081	34	KORNIKO Oleksandr	UKR	LW12	100	7:52.5 (12)	16:02.8 (10)	23:29.6	+2:00.0	23:29.6	0+0	23:29.6	55.83	26
11.	19089	37	GOLUBKOV Ivan	RUS	LW11.5	97	7:32.1 (10)	16:18.7 (11)	24:23.2	+2:13.7	23:39.3	1+2	23:39.3	60.34	24
12.	17001	43	ILALUTDINOV Ramil	RUS	LW12	100	8:55.8 (13)	18:08.4 (13)	25:31.0	+4:01.4	25:31.0	3+1	25:31.0	112.31	22
13.	13580	33	ROSIEK Kamil	POL	LW12	100	9:18.4 (14)	18:58.9 (14)	26:29.3	+4:59.7	26:29.3	2+2	26:29.3	139.44	20
14.	13571	35	LARSEN Trygve Steinar	NOR	LW12	100	9:19.7 (15)	19:13.1 (15)	27:09.1	+5:39.5	27:09.1	2+2	27:09.1	157.96	18
15.	13631	44	ZARIPOV Irek	RUS	LW12	100	7:04.4 (2)	15:04.4 (4)	27:10.0	+5:40.4	27:10.0	0+1	27:10.0	158.37	16

World Cup points result limit (130%):

27:56.4

**Time Adjustments:**

44 ZARIPOV Irek RUS Ranked last. Rule violation IBU 1-8-2-1 and IBU 6-6 C

**DID NOT FINISH:**

21615 32 KADENOV Suyundyk KAZ LW12  
21945 31 AMINOV Rustam RUS LW10

Weather / Visibility	Snow	Temperature		Competitors				
		Air	Snow	Entries	Ranked	DNS	DNF	DSQ
Partly cloudy	Artificial	-12°C		17	15	0	2	0

**IPC Technical Delegate**

**Len Apedaile  
(CAN)**

**NOTE**

All times except 'Real Time' and 'Delta' are calculated times. Calculated time is the real time multiplied by the athlete's percentage.

**LEGEND**

IPC - International Paralympic Committee  
Delta - Real time behind first ranked  
DSQ - Disqualified

TD - Technical Delegate  
DNS - Did not start

NPC - National Paralympic Committee  
DNF - Did not finish



# OFFICIAL RESULTS

## BIATHLON SHORT DISTANCE 7.5KM LW 2-9 MEN



VUOKATTI SKI STADIUM SAT 11 JAN 2014 START TIME 13:00

<b>JURY</b>		<b>COURSE INFORMATION</b>	
IPC TD BT:	COLBJØRNSEN Geir (NOR)	Course Name	Standing Skiers 2.5km
National TD:	KAIPAINEN Marita (FIN)	Height Difference (HD)	21m
Chief of Competition:	PELKONEN Jyri (FIN)	Maximum Climb (MC)	21m
IPC TD:	APEDAILE Len (CAN)	Total Climb (TC)	69m
Member:	KOLOMEYETS Oleg (KAZ)	Length of Lap	2.5km
		Laps	3

Rank	SDMS ID	Bib Name	NPC Code	Class	Intermediate Resul %	2.5km	5km	Real Time	Delta	Calc. Time	Missed shots	Result	IPCNS pts	WC pts
1.	14113	85 KARACHURIN Azat	RUS	LW5/7	88	6:24.1 (2)	13:16.8 (2)	21:51.2		19:13.9	0+1	<b>19:13.9</b>	0.00	100
2.	17240	83 REPTYUKH Ihor	UKR	LW8	97	6:39.1 (4)	13:28.0 (4)	19:52.5	+2.9	19:16.7	0+0	<b>19:16.7</b>	1.46	80
3.	13572	86 ULSET Nils-Erik	NOR	LW3	89	6:30.5 (3)	13:20.6 (3)	21:51.3	+14.8	19:27.1	0+0	<b>19:27.1</b>	6.86	60
4.	13663	82 VOVCHYNSKYI Grygorii	UKR	LW8	97	6:21.4 (1)	13:13.8 (1)	20:12.9	+23.3	19:36.5	0+0	<b>19:36.5</b>	11.75	50
5.	20947	80 PRONKOV Aleksandr	RUS	LW5/7	88	6:56.9 (7)	13:58.0 (6)	22:50.0	+58.8	20:05.6	0+0	<b>20:05.6</b>	26.88	45
6.	13550	77 SATO Keiichi	JPN	LW8	97	6:46.6 (6)	13:57.3 (5)	21:18.0	+1:28.4	20:39.7	0+0	<b>20:39.7</b>	44.61	40
7.	13452	87 ARENDZ Mark	CAN	LW6	96	7:01.6 (8)	14:35.1 (8)	21:41.0	+1:39.0	20:49.0	1+2	<b>20:49.0</b>	49.45	36
8.	13610	81 MIKHAYLOV Kirill	RUS	LW4	97	6:42.1 (5)	14:32.3 (7)	21:30.9	+1:41.3	20:52.2	0+2	<b>20:52.2</b>	51.11	32
9.	14114	79 LEKOMTCEV Vladislav	RUS	LW6	96	7:26.9 (12)	14:51.6 (10)	21:50.0	+1:48.0	20:57.6	2+1	<b>20:57.6</b>	53.92	29
10.	7410	78 KODLOZEROV Ivan	RUS	LW8	97	7:09.1 (11)	14:51.5 (9)	21:58.3	+2:08.7	21:18.8	1+1	<b>21:18.8</b>	64.94	26
11.	17242	76 MAYSTRENKO Vladyslav	UKR	LW8	97	7:07.5 (9)	14:57.3 (11)	22:28.6	+2:39.0	21:48.1	1+1	<b>21:48.1</b>	80.18	24
12.	13659	75 SYTNYK Vitalii	UKR	LW6	96	7:28.0 (13)	15:20.6 (12)	23:01.8	+2:59.8	22:06.5	1+1	<b>22:06.5</b>	89.75	22
13.	14112	84 IAREMCHUK Aleksandr	RUS	LW6	96	7:07.6 (10)	16:04.9 (15)	23:30.9	+3:28.9	22:34.5	1+4	<b>22:34.5</b>	104.31	20
14.	19023	74 HARKONEN Juha	FIN	LW4	97	7:50.5 (15)	15:59.7 (13)	23:46.2	+3:56.6	23:03.4	0+0	<b>23:03.4</b>	119.33	18
15.	13606	72 MAKAMEDINOV Alfis	RUS	LW2	92	7:31.7 (14)	16:01.1 (14)	25:45.7	+4:51.5	23:42.0	0+0	<b>23:42.0</b>	139.41	16
16.	19604	71 SKUPIEN Witold	POL	LW5/7	88	9:01.2 (17)	17:08.5 (16)	26:58.5	+5:07.3	23:44.3	4+1	<b>23:44.3</b>	140.60	15

World Cup points result limit (130%):

**25:00.0**

**DID NOT FINISH:**

19500 73 KOLYADIN Alexandr KAZ LW4

Weather / Visibility	Snow	Temperature		Competitors				
		Air	Snow	Entries	Ranked	DNS	DNF	DSQ
Partly cloudy	Artificial	-12°C		17	16	0	1	0

**IPC Technical Delegate**

**Len Apedaile  
(CAN)**

**NOTE**

All times except 'Real Time' and 'Delta' are calculated times. Calculated time is the real time multiplied by the athlete's percentage.

**LEGEND**

IPC - International Paralympic Committee  
Delta - Real time behind first ranked  
DSQ - Disqualified

TD - Technical Delegate  
DNS - Did not start

NPC - National Paralympic Committee  
DNF - Did not finish



# OFFICIAL RESULTS

## BIATHLON SHORT DISTANCE 6KM B 1-3 WOMEN



VUOKATTI SKI STADIUM SAT 11 JAN 2014 START TIME 10:08

<b>JURY</b>		<b>COURSE INFORMATION</b>	
IPC TD BT:	COLBJØRNSEN Geir (NOR)	Course Name	Standing Skiers 2km
National TD:	KAIPAINEN Marita (FIN)	Height Difference (HD)	21m
Chief of Competition:	PELKONEN Jyri (FIN)	Maximum Climb (MC)	21m
IPC TD:	APEDAILE Len (CAN)	Total Climb (TC)	49m
Member:	KOLOMEYETS Oleg (KAZ)	Length of Lap	2km
		Laps	3

Rank	SDMS ID	Bib	Name	NPC Code	Class	Intermediate Resul %	2km	4km	Real Time	Delta	Calc. Time	Missed shots	Result	IPCNS pts	WC pts
1.	13605	26	LYSOVA Mikhailina Guide: IVANOV Alexey	RUS	B2	98	5:52.0 (1)	12:08.5 (1)	18:07.0		17:45.3	0+0	<b>17:45.3</b>	0.00	100
2.	14665	27	BUDALEEVA Iuliia Guide: MALTSEVA Tatiana	RUS	B2	98	6:13.8 (2)	12:42.1 (2)	18:44.1	+37.1	18:21.6	0+0	<b>18:21.6</b>	20.44	80
3.	13619	25	REMIZOVA Elena Guide: YAKIMOVA Natalia	RUS	B2	98	6:41.4 (3)	13:34.3 (3)	19:35.4	+1:28.4	19:11.9	1+1	<b>19:11.9</b>	48.77	60
4.	13657	24	SHYSHKOVA Oksana Guide: NESTERENKO Lada	UKR	B2	98	6:45.0 (4)	13:43.1 (4)	20:12.2	+2:05.2	19:48.0	1+0	<b>19:48.0</b>	69.11	50
5.	13592	22	KALABINA Elvira Guide: SITNIKOVA Irina	RUS	B2	98	7:26.9 (7)	15:02.0 (5)	22:05.1	+3:58.1	21:38.6	0+0	<b>21:38.6</b>	131.40	45
6.	13525	21	HOESCH Vivian Guide: SCHLEE Normann	GER	B1	87	7:13.8 (6)	15:04.7 (6)	24:56.4	+4:31.9	21:41.9	1+1	<b>21:41.9</b>	133.26	40
7.	14228	23	PRYLUTSKA Olga Guide: MOGYLNYI Volodymyr	UKR	B2	98	7:03.7 (5)	15:32.8 (7)	22:16.2	+4:09.2	21:49.5	1+2	<b>21:49.5</b>	137.54	36

World Cup points result limit (130%):

**23:04.8**

Weather / Visibility	Snow	Temperature		Competitors				
		Air	Snow	Entries	Ranked	DNS	DNF	DSQ
Partly cloudy	Artificial	-12°C		7	7	0	0	0

**IPC Technical Delegate**  
  
**Len Apedaile**  
**(CAN)**

**NOTE**

All times except 'Real Time' and 'Delta' are calculated times. Calculated time is the real time multiplied by the athlete's percentage.

**LEGEND**

IPC - International Paralympic Committee  
 Delta - Real time behind first ranked  
 DSQ - Disqualified

TD - Technical Delegate  
 DNS - Did not start

NPC - National Paralympic Committee  
 DNF - Did not finish



# OFFICIAL RESULTS

## BIATHLON SHORT DISTANCE 6KM LW 10-12 WOMEN

VUOKATTI SKI STADIUM SAT 11 JAN 2014 START TIME 11:39



World Cup

<b>JURY</b>		<b>COURSE INFORMATION</b>	
IPC TD BT:	COLBJØRNSEN Geir (NOR)	Course Name	Sit Skiers 2km
National TD:	KAIPAINEN Marita (FIN)	Height Difference (HD)	16m
Chief of Competition:	PELKONEN Jyri (FIN)	Maximum Climb (MC)	12m
IPC TD:	APEDAILE Len (CAN)	Total Climb (TC)	42m
Member:	KOLOMEYETS Oleg (KAZ)	Length of Lap	2km
		Laps	3

Rank	SDMS ID	Bib	Name	NPC Code	Class	Intermediate Resul %	2km	4km	Real Time	Delta	Calc. Time	Missed shots	Result	IPCNS pts	WC pts
1.	13594	61	IOVLEVA Maria	RUS	LW12	100	6:36.8 (1)	13:45.4 (1)	20:10.7		20:10.7	0+0	<b>20:10.7</b>	0.00	100
2.	13654	56	PAVLENKO Lyudmyla	UKR	LW11	94	6:59.3 (4)	14:16.8 (2)	21:54.0	+26.0	20:35.2	0+0	<b>20:35.2</b>	12.14	80
3.	19164	55	FEDOROVA Nadezhda	RUS	LW12	100	6:51.3 (2)	14:16.8 (2)	20:51.0	+40.3	20:51.0	0+0	<b>20:51.0</b>	19.97	60
4.	16368	62	KONOVALOVA Svetlana	RUS	LW12	100	7:14.7 (6)	14:27.5 (4)	20:58.1	+47.4	20:58.1	1+0	<b>20:58.1</b>	23.49	50
5.	13520	58	ESKAU Andrea	GER	LW11	94	7:10.1 (5)	14:52.2 (5)	22:18.8	+50.8	20:58.5	1+1	<b>20:58.5</b>	23.69	45
6.	14116	63	ZAYNULLINA Marta	RUS	LW12	100			21:02.0	+51.3	21:02.0	0+0	<b>21:02.0</b>	25.42	40
7.	16999	60	ANDREEVA Nadezda	RUS	LW12	100	7:42.2 (7)	15:27.7 (6)	21:51.1	+1:40.4	21:51.1	1+1	<b>21:51.1</b>	49.76	36
8.	13644	59	IURKOVSKA Olena	UKR	LW12	100	8:25.6 (10)	15:57.1 (9)	22:02.8	+1:52.1	22:02.8	3+1	<b>22:02.8</b>	55.55	32
9.	18999	54	KOCHEROVA Natalia	RUS	LW12	100	7:54.3 (8)	15:39.7 (8)	22:25.5	+2:14.8	22:25.5	1+0	<b>22:25.5</b>	66.80	29
10.	13524	57	WICKER Anja	GER	LW10.5	90	6:53.2 (3)	15:33.3 (7)	24:57.6	+2:32.4	22:27.8	0+2	<b>22:27.8</b>	67.94	26
11.	14866	53	ABDIKARIMOVA Akzhana	RUS	LW10.5	90	8:19.9 (9)	17:37.2 (10)	27:39.8	+5:14.6	24:53.8	2+2	<b>24:53.8</b>	140.30	24

World Cup points result limit (130%):

**26:13.9**

**DID NOT START:**

19083 52 HRAFEYEVA Lidziya BLR LW12

**DID NOT FINISH:**

21050 51 BALTABAYEVA Zhanyi KAZ LW12

Weather / Visibility	Snow	Temperature		Competitors				
		Air	Snow	Entries	Ranked	DNS	DNF	DSQ
Partly cloudy	Artificial	-12°C		13	11	1	1	0

**IPC Technical Delegate**

**Len Apedaile  
(CAN)**

**NOTE**

All times except 'Real Time' and 'Delta' are calculated times. Calculated time is the real time multiplied by the athlete's percentage.

**LEGEND**

IPC - International Paralympic Committee  
Delta - Real time behind first ranked  
DSQ - Disqualified

TD - Technical Delegate  
DNS - Did not start

NPC - National Paralympic Committee  
DNF - Did not finish



# OFFICIAL RESULTS

## BIATHLON SHORT DISTANCE 6KM LW 2-9 WOMEN



VUOKATTI SKI STADIUM SAT 11 JAN 2014 START TIME 13:08

<b>JURY</b>		<b>COURSE INFORMATION</b>	
IPC TD BT:	COLBJØRNSEN Geir (NOR)	Course Name	Standing Skiers 2km
National TD:	KAIPAINEN Marita (FIN)	Height Difference (HD)	21m
Chief of Competition:	PELKONEN Jyri (FIN)	Maximum Climb (MC)	21m
IPC TD:	APEDAILE Len (CAN)	Total Climb (TC)	49m
Member:	KOLOMEYETS Oleg (KAZ)	Length of Lap	2km
		Laps	3

Rank	SDMS ID	Bib	Name	NPC Code	Class	Intermediate %	Resul 2km	4km	Real Time	Delta	Calc. Time	Missed shots	Result	IPCNS pts	WC pts
1.	13584	104	MILENINA Anna	RUS	LW8	97	5:53.3 (1)	12:16.8 (1)	18:13.4		17:40.6	0+0	<b>17:40.6</b>	0.00	100
2.	13648	103	KONONOVA Aleksandra	UKR	LW8	97	6:00.8 (2)	12:28.0 (2)	18:45.0	+31.6	18:11.3	0+0	<b>18:11.3</b>	17.37	80
3.	13643	98	BATENKOVA Iuliia	UKR	LW6	96	6:27.9 (4)	13:05.1 (3)	19:47.0	+1:22.2	18:59.5	0+0	<b>18:59.5</b>	44.64	60
4.	19080	96	LIASHENKO Liudmyla	UKR	LW8	97	6:23.1 (3)	13:41.0 (4)	20:23.2	+2:09.8	19:46.5	0+1	<b>19:46.5</b>	71.22	50
5.	13589	105	KAUFMAN Alena	RUS	LW8	97	7:11.7 (10)	14:01.8 (5)	20:44.2	+2:30.8	20:06.9	2+0	<b>20:06.9</b>	82.76	45
6.	17241	100	BUI Iryna	UKR	LW8	97	7:06.0 (8)	14:10.4 (6)	21:09.5	+2:56.1	20:31.4	1+0	<b>20:31.4</b>	96.62	40
7.	13543	99	DEKIJIMA Momoko	JPN	LW6	96	6:28.3 (5)	14:30.2 (9)	21:37.8	+3:13.0	20:45.9	0+2	<b>20:45.9</b>	104.83	36
8.	14111	97	BRATIUK Natalia	RUS	LW8	97	6:43.1 (6)	14:17.3 (7)	21:25.3	+3:11.9	20:46.7	1+1	<b>20:46.7</b>	105.28	32
9.	13549	102	OTA Shoko	JPN	LW8	97	7:01.9 (7)	14:20.5 (8)	21:31.1	+3:17.7	20:52.4	1+0	<b>20:52.4</b>	108.50	29
10.	13490	101	JARVELA Maija	FIN	LW8	97	7:11.3 (9)	14:36.2 (10)	21:48.8	+3:35.4	21:09.5	1+0	<b>21:09.5</b>	118.18	26
11.	20548	92	MAKAMEDINOVA Irina	RUS	LW8	97	7:31.6 (11)	15:04.9 (11)	22:30.0	+4:16.6	21:49.5	1+0	<b>21:49.5</b>	140.81	24
12.	16243	93	ABE Yurika	JPN	LW6	96	7:49.3 (13)	15:22.8 (12)	23:10.2	+4:45.4	22:14.6	2+0	<b>22:14.6</b>	155.01	22
13.	13577	95	OPYD Arleta	POL	LW8	97	7:35.2 (12)	16:23.5 (13)	24:14.9	+6:01.5	23:31.3	0+1	<b>23:31.3</b>	198.40	*
14.	19079	94	PAVLENKO Kateryna	UKR	LW8	97	9:04.1 (14)	16:53.3 (14)	24:34.3	+6:20.9	23:50.1	3+0	<b>23:50.1</b>	209.03	*
15.	13576	91	ROGOWIEC Katarzyna	POL	LW5/7	88	9:33.6 (15)	19:28.6 (15)	29:39.5	+9:34.3	26:06.0	5+5	<b>26:06.0</b>	285.91	*

World Cup points result limit (130%):

22:58.7

Weather / Visibility	Snow	Temperature		Competitors				
		Air	Snow	Entries	Ranked	DNS	DNF	DSQ
Partly cloudy	Artificial	-12°C		15	15	0	0	0

IPC Technical Delegate

Len Apedaile  
(CAN)

### NOTE

All times except 'Real Time' and 'Delta' are calculated times. Calculated time is the real time multiplied by the athlete's percentage.

### LEGEND

IPC - International Paralympic Committee  
Delta - Real time behind first ranked  
DSQ - Disqualified

TD - Technical Delegate  
DNS - Did not start

NPC - National Paralympic Committee  
DNF - Did not finish



# OFFICIAL RESULTS

## BIATHLON PURSUIT 12.5KM B 1-3 MEN



VUOKATTI SKI STADIUM SUN 12 JAN 2014 START TIME 09:30

<b>JURY</b>		<b>COURSE INFORMATION</b>	
IPC TD BT:	COLBJØRNSEN Geir (NOR)	Course Name	Standing Skiers 2.5km
National TD:	KAIPAINEN Marita (FIN)	Height Difference (HD)	21m
Chief of Competition:	PELKONEN Jyri (FIN)	Maximum Climb (MC)	21m
IPC TD:	APEDAILE Len (CAN)	Total Climb (TC)	69m
Member:	GROMOVA Irina (RUS)	Length of Lap	2.5km
		Laps	5

Rank	SDMS ID	Bib	Name	NPC Code	Class	Intermediate Result %	2.5km	5km	7.5km	10km	Missed shots	Result	Behind	WC pts
1.	13617	5	POLUKHIN Nikolay Guide: TOKAREV Andrey	RUS	B2	98	10:40 (5)	17:53 (2)	25:06 (1)	32:21 (1)	0+0+0+0	<b>38:55.2</b>		100
2.	14226	6	KOVALEVSKYI Anatolii Guide: MUKSHYN Oleksandr	UKR	B2	98	11:00 (6)	18:13 (3)	25:28 (2)	32:42 (2)	0+0+0+0	<b>39:08.6</b>	+13.4	80
3.	13652	9	LUKYANENKO Vitaliy Guide: BABAR Borys	UKR	B3	100	11:02 (7)	18:23 (4)	25:44 (4)	33:04 (3)	0+0+0+0	<b>39:51.9</b>	+56.7	60
4.	13662	10	UTKIN Iurii Guide: KAZAKOV Vitalii	UKR	B3	100	11:58 (9)	19:20 (7)	26:54 (5)	35:20 (6)	1+0+0+2	<b>41:47.7</b>	+2:52.5	50
5.	13626	8	TOROPOV Aleksei Guide: FATKHULLIN Evgenii	RUS	B2	98	12:01 (10)	19:44 (10)	27:22 (6)	35:24 (7)	0+0+0+1	<b>41:54.0</b>	+2:58.8	45
6.	13656	7	SHULGA Dmytro Guide: GERGARDT Artur	UKR	B2	98	11:48 (8)	19:38 (9)	27:32 (8)	35:16 (4)	1+0+0+0	<b>42:01.6</b>	+3:06.4	40
7.	14668	1	CHOKHLAEV Stanislav Guide: PIROGOV Maksim	RUS	B1	87	7:56 (1)	16:40 (1)	25:33 (3)	35:19 (5)	0+1+1+3	<b>42:17.7</b>	+3:22.5	36
8.	13513	4	BREM Wilhelm Guide: SCHLOTT Sebastian	GER	B1	87	9:57 (2)	18:50 (6)	27:28 (7)	35:55 (8)	0+0+0+0	<b>43:21.4</b>	+4:26.2	32
9.	19082	11	RESHETYNSKIY Iaroslav Guide: KHURTYK Dmytro	UKR	B3	100	12:23 (11)	20:17 (11)	28:32 (10)	37:08 (9)	0+0+1+1	<b>43:45.4</b>	+4:50.2	29
10.	19033	12	PONOMAREV Oleg Guide: ROMANOV Andrei	RUS	B3	100	13:02 (12)	21:04 (12)	29:36 (12)	37:35 (10)	0+1+2+1	<b>43:50.6</b>	+4:55.4	26
11.	13639	3	MODIN Zebastian Guide: ACKEROT Albin	SWE	B1	87	10:02 (3)	18:25 (5)	27:56 (9)	37:47 (11)	1+0+2+3	<b>45:02.1</b>	+6:06.9	24
12.	17274	2	ARTEMOV Aleksander Guide: CHEREPANOV Ilya	RUS	B1	87	10:10 (4)	19:23 (8)	29:27 (11)	38:46 (12)	0+1+2+0	<b>46:26.5</b>	+7:31.3	22

**DID NOT START:**  
13623 13 SPITSYN Filipp RUS B3  
Guide: BASIUK Zhorzh

Weather / Visibility	Snow	Temperature		Competitors				
		Air	Snow	Entries	Ranked	DNS	DNF	DSQ
Cloudy, light snowfall	Artificial	-12°C		13	12	1	0	0

**IPC Technical Delegate**  
  
**Len Apedaile (CAN)**

**NOTE**  
All times except 'Real Time' and 'Delta' are calculated times. Calculated time is the real time multiplied by the athlete's percentage.

**LEGEND**  
IPC - International Paralympic Committee  
Delta - Real time behind first ranked  
DSQ - Disqualified  
TD - Technical Delegate  
DNS - Did not start  
NPC - National Paralympic Committee  
DNF - Did not finish



# OFFICIAL RESULTS

## BIATHLON PURSUIT 12.5KM LW 10-12 MEN

VUOKATTI SKI STADIUM SUN 12 JAN 2014 START TIME 11:15



<b>JURY</b>		<b>COURSE INFORMATION</b>	
IPC TD BT:	COLBJØRNSEN Geir (NOR)	Course Name	Sit Skiers 2.5km
National TD:	KAIPAINEN Marita (FIN)	Height Difference (HD)	17m
Chief of Competition:	PELKONEN Jyri (FIN)	Maximum Climb (MC)	14m
IPC TD:	APEDAILE Len (CAN)	Total Climb (TC)	53m
Member:	GROMOVA Irina (RUS)	Length of Lap	2.5km
		Laps	5

Rank	SDMS ID	Bib	Name	NPC Code	Class	Intermediate Result %	2.5km	5km	7.5km	10km	Missed shots	Result	Behind	WC pts
1.	16998	37	MURYGIN Grigory	RUS	LW12	100	11:09 (3)	18:51 (2)	26:38 (1)	34:40 (1)	0+0+0+0	<b>42:11.1</b>		100
2.	18081	36	DAVIDOVICH Aliksandr	RUS	LW12	100	11:09 (4)	18:50 (1)	26:52 (2)	35:46 (2)	0+0+0+2	<b>43:22.8</b>	+1:11.7	80
3.	13545	32	KUBO Kozo	JPN	LW11	94	10:38 (2)	19:14 (3)	27:48 (3)	36:24 (3)	0+0+0+0	<b>44:19.1</b>	+2:08.0	60
4.	14137	38	BYCHENOK Alexey	RUS	LW12	100	12:24 (8)	20:55 (8)	29:10 (6)	37:19 (4)	1+1+0+0	<b>44:42.4</b>	+2:31.3	50
5.	14227	39	TKACHENKO Mykhaylo	UKR	LW12	100	12:11 (7)	20:28 (5)	28:52 (4)	37:54 (5)	0+0+0+1	<b>45:52.8</b>	+3:41.7	45
6.	17243	31	YAROVYI Maksym	UKR	LW10	86	9:08 (1)	19:20 (4)	28:54 (5)	39:07 (6)	0+1+0+1	<b>47:56.7</b>	+5:45.6	40
7.	13517	33	FLEIG Martin	GER	LW11.5	97	11:58 (6)	20:30 (6)	29:52 (8)	39:50 (7)	1+0+1+2	<b>48:07.4</b>	+5:56.3	36
8.	19081	41	KORNIKO Oleksandr	UKR	LW12	100	13:45 (9)	22:32 (9)	31:20 (9)	40:16 (8)	0+0+0+0	<b>48:26.7</b>	+6:15.6	32
9.	13588	35	GONCHAROV Ivan	RUS	LW11.5	97	11:54 (5)	20:36 (7)	29:36 (7)	40:34 (9)	0+0+0+3	<b>49:19.6</b>	+7:08.5	29
10.	17001	42	ILALUTDINOV Ramil	RUS	LW12	100	15:48 (11)	24:10 (11)	33:43 (11)	42:52 (11)	1+0+2+1	<b>50:52.9</b>	+8:41.8	26
11.	13571	45	LARSEN Trygve Steinar	NOR	LW12	100	17:34 (12)	26:16 (12)	35:34 (12)	44:22 (12)	0+0+1+0	<b>52:17.4</b>	+10:06.3	24
12.	19089	40	GOLUBKOV Ivan	RUS	LW11.5	97	14:51 (10)	24:10 (10)	33:25 (10)	42:46 (10)	5+1+1+1	<b>52:58.3</b>	+10:47.2	22
13.	13580	43	ROSIEK Kamil	POL	LW12	100	17:58 (13)	27:55 (13)	36:34 (13)	45:56 (13)	2+1+0+1	<b>54:02.8</b>	+11:51.7	20

**Time Adjustments:**

40 GOLUBKOV Ivan RUS 2 minutes added. Too few penalty laps. Rule violation §343.18

**DID NOT START:**

13631 44 ZARIPOV Irek RUS LW12  
13616 34 PETUSHKOV Roman RUS LW12

Weather / Visibility	Snow	Temperature		Competitors				
		Air	Snow	Entries	Ranked	DNS	DNF	DSQ
Cloudy, light snowfall	Artificial	-12°C		15	13	2	0	0

**IPC Technical Delegate**  
  
**Len Apedaile  
(CAN)**

**NOTE**

All times except 'Real Time' and 'Delta' are calculated times. Calculated time is the real time multiplied by the athlete's percentage.

**LEGEND**

IPC - International Paralympic Committee  
Delta - Real time behind first ranked  
DSQ - Disqualified

TD - Technical Delegate  
DNS - Did not start

NPC - National Paralympic Committee  
DNF - Did not finish





# OFFICIAL RESULTS

## BIATHLON PURSUIT 12.5KM LW 2-9 MEN



VUOKATTI SKI STADIUM SUN 12 JAN 2014 START TIME 13:00

<b>JURY</b>		<b>COURSE INFORMATION</b>	
IPC TD BT:	COLBJØRNSEN Geir (NOR)	Course Name	Standing Skiers 2.5km
National TD:	KAIPAINEN Marita (FIN)	Height Difference (HD)	21m
Chief of Competition:	PELKONEN Jyri (FIN)	Maximum Climb (MC)	21m
IPC TD:	APEDAILE Len (CAN)	Total Climb (TC)	69m
Member:	GROMOVA Irina (RUS)	Length of Lap	2.5km
		Laps	5

Rank	SDMS ID	Bib	Name	NPC Code	Class	Intermediate Result %	2.5km	5km	7.5km	10km	Missed shots	Result	Behind	WC pts
1.	14113	71	KARACHURIN Azat	RUS	LW5/7	88	7:28 (1)	15:19 (1)	23:47 (1)	31:46 (1)	0+0+1+0	<b>38:54.2</b>		100
2.	17240	74	REPTYUKH Ihor	UKR	LW8	97	10:20 (4)	17:59 (3)	25:55 (3)	33:15 (3)	0+1+1+0	<b>39:50.6</b>	+56.4	80
3.	13572	72	ULSET Nils-Erik	NOR	LW3	89	8:23 (2)	16:18 (2)	24:17 (2)	33:00 (2)	1+0+0+2	<b>40:05.3</b>	+1:11.1	60
4.	13610	79	MIKHAYLOV Kirill	RUS	LW4	97	11:58 (6)	19:50 (6)	27:23 (6)	35:15 (6)	0+1+0+1	<b>41:46.7</b>	+2:52.5	50
5.	13663	75	VOVCHYNSKYI Grygorii	UKR	LW8	97	10:40 (5)	18:33 (5)	26:36 (5)	34:25 (4)	0+1+1+0	<b>41:47.2</b>	+2:53.0	45
6.	20947	73	PRONKOV Aleksandr	RUS	LW5/7	88	9:22 (3)	17:59 (4)	26:21 (4)	34:47 (5)	1+0+0+0	<b>42:15.1</b>	+3:20.9	40
7.	14114	77	LEKOMTCEV Vladislav	RUS	LW6	96	12:24 (8)	20:37 (9)	28:18 (7)	36:30 (8)	1+2+0+2	<b>43:08.9</b>	+4:14.7	36
8.	13550	78	SATO Keiichi	JPN	LW8	97	12:11 (7)	20:43 (10)	28:37 (8)	36:22 (7)	0+1+0+0	<b>43:27.9</b>	+4:33.7	32
9.	14112	85	IAREMCHUK Aleksandr	RUS	LW6	96	13:56 (13)	21:30 (12)	29:12 (11)	36:46 (9)	0+0+0+0	<b>43:38.6</b>	+4:44.4	29
10.	7410	81	KODLOZEROV Ivan	RUS	LW8	97	12:46 (10)	20:28 (8)	29:11 (10)	37:09 (10)	0+0+2+0	<b>44:08.2</b>	+5:14.0	26
11.	13452	76	ARENDZ Mark	CAN	LW6	96	12:44 (9)	20:25 (7)	29:18 (12)	37:27 (11)	2+0+3+1	<b>44:13.6</b>	+5:19.4	24
12.	17242	83	MAYSTRENKO Vladyslav	UKR	LW8	97	13:13 (11)	20:55 (11)	28:50 (9)	37:38 (12)	0+0+0+2	<b>44:55.3</b>	+6:01.1	22
13.	13659	82	SYTNYK Vitalii	UKR	LW6	96	13:32 (12)	21:38 (13)	30:12 (13)	38:22 (13)	0+0+1+0	<b>45:50.7</b>	+6:56.5	20
14.	19604	80	SKUPIEN Witold	POL	LW5/7	88	14:18 (14)	24:00 (14)	33:08 (14)	42:13 (14)	2+2+1+1	<b>49:52.3</b>	+10:58.1	18
15.	19023	86	HARKONEN Juha	FIN	LW4	97	16:12 (15)	25:04 (15)	33:57 (15)	42:42 (15)	1+0+0+0	<b>50:20.4</b>	+11:26.2	16

**DID NOT START:**  
13606 84 MAKAMEDINOV Alfis RUS LW2

Weather / Visibility	Snow	Temperature		Competitors				
		Air	Snow	Entries	Ranked	DNS	DNF	DSQ
Cloudy, light snowfall	Artificial	-12°C		16	15	1	0	0

**IPC Technical Delegate**  
  
**Len Apedaile  
(CAN)**

**NOTE**  
All times except 'Real Time' and 'Delta' are calculated times. Calculated time is the real time multiplied by the athlete's percentage.

**LEGEND**  
IPC - International Paralympic Committee  
Delta - Real time behind first ranked  
DSQ - Disqualified  
TD - Technical Delegate  
DNS - Did not start  
NPC - National Paralympic Committee  
DNF - Did not finish



# OFFICIAL RESULTS

## BIATHLON PURSUIT 10KM B 1-3 WOMEN




VUOKATTI SKI STADIUM SUN 12 JAN 2014 START TIME 09:40

<b>JURY</b>		<b>COURSE INFORMATION</b>	
IPC TD BT:	COLBJØRNSEN Geir (NOR)	Course Name	Standing Skiers 2km
National TD:	KAIPAINEN Marita (FIN)	Height Difference (HD)	21m
Chief of Competition:	PELKONEN Jyri (FIN)	Maximum Climb (MC)	21m
IPC TD:	APEDAILE Len (CAN)	Total Climb (TC)	49m
Member:	GROMOVA Irina (RUS)	Length of Lap	2km
		Laps	5

Rank	SDMS ID	Bib	Name	NPC Code	Class	Intermediate Result %	2km	4km	6km	8km	Missed shots	Result	Behind	WC pts
1.	13605	21	LYSOVA Mikhailina Guide: IVANOV Alexey	RUS	B2	98	6:15 (1)	13:08 (1)	19:52 (1)	26:42 (1)	0+0+0+0	<b>32:46.9</b>		100
2.	14665	22	BUDALEEVA Iuliia Guide: MALTSEVA Tatiana	RUS	B2	98	7:00 (2)	13:43 (2)	20:25 (2)	27:11 (2)	0+0+0+0	<b>33:12.9</b>	+26.0	80
3.	13657	25	SHYSHKOVA Oksana Guide: NESTERENKO Lada	UKR	B2	98	8:45 (3)	15:44 (4)	22:52 (3)	30:09 (3)	0+0+0+0	<b>36:23.0</b>	+3:36.1	60
4.	13619	24	REMIZOVA Elena Guide: YAKIMOVA Natalia	RUS	B2	98	8:53 (4)	15:41 (3)	23:05 (4)	30:43 (4)	2+0+1+2	<b>36:39.2</b>	+3:52.3	50
5.	13525	23	HOESCH Vivian Guide: SCHLEE Normann	GER	B1	87	8:54 (5)	18:08 (5)	27:08 (5)	36:08 (5)	0+0+0+0	<b>43:37.9</b>	+10:51.0	45
6.	13592	26	KALABINA Elvira Guide: SITNIKOVA Irina	RUS	B2	98	11:51 (7)	20:07 (7)	28:38 (7)	36:55 (6)	0+0+0+0	<b>43:44.5</b>	+10:57.6	40
7.	14228	27	PRYLUTSKA Olga Guide: MOGYLNYI Volodymyr	UKR	B2	98	11:46 (6)	20:00 (6)	28:00 (6)	37:07 (7)	1+1+0+2	<b>43:47.3</b>	+11:00.4	36

Weather / Visibility	Snow	Temperature		Competitors				
		Air	Snow	Entries	Ranked	DNS	DNF	DSQ
Cloudy, light snowfall	Artificial	-12°C		7	7	0	0	0

**IPC Technical Delegate**  
  
**Len Apedaile**  
**(CAN)**

**NOTE**  
All times except 'Real Time' and 'Delta' are calculated times. Calculated time is the real time multiplied by the athlete's percentage.

**LEGEND**  
 IPC - International Paralympic Committee  
 Delta - Real time behind first ranked  
 DSQ - Disqualified  
 TD - Technical Delegate  
 DNS - Did not start  
 NPC - National Paralympic Committee  
 DNF - Did not finish



# OFFICIAL RESULTS

## BIATHLON PURSUIT 10KM LW 10-12 WOMEN

VUOKATTI SKI STADIUM SUN 12 JAN 2014 START TIME 11:25



<b>JURY</b>		<b>COURSE INFORMATION</b>	
IPC TD BT:	COLBJØRNSEN Geir (NOR)	Course Name	Sit Skiers 2km
National TD:	Kaipainen Marita (FIN)	Height Difference (HD)	16m
Chief of Competition:	PELKONEN Jyri (FIN)	Maximum Climb (MC)	12m
IPC TD:	APEDAILE Len (CAN)	Total Climb (TC)	42m
Member:	GROMOVA Irina (RUS)	Length of Lap	2km
		Laps	5

Rank	SDMS ID	Bib	Name	NPC Code	Class	Intermediate Result %	2km	4km	6km	8km	Missed shots	Result	Behind	WC pts
1.	16368	56	KONOVALOVA Svetlana	RUS	LW12	100	9:38 (4)	17:10 (4)	24:41 (2)	32:26 (1)	0+0+0+0	<b>39:31.3</b>		100
2.	14116	57	ZAYNULLINA Marta	RUS	LW12	100	9:39 (5)	17:09 (3)	25:15 (3)	32:56 (3)	0+0+1+0	<b>39:40.5</b>	+9.2	80
3.	13520	52	ESKAU Andrea	GER	LW11	94	8:59 (3)	16:39 (2)	24:25 (1)	32:48 (2)	2+0+0+1	<b>39:41.3</b>	+10.0	60
4.	13644	60	IURKOVSKA Olena	UKR	LW12	100	11:11 (7)	18:32 (7)	25:55 (5)	33:55 (5)	1+0+0+1	<b>40:35.2</b>	+1:03.9	50
5.	13654	51	PAVLENKO Lyudmyla	UKR	LW11	94	8:20 (1)	16:31 (1)	25:26 (4)	33:41 (4)	1+0+1+0	<b>40:42.0</b>	+1:10.7	45
6.	19164	55	FEDOROVA Nadezhda	RUS	LW12	100	10:01 (6)	18:05 (6)	26:10 (6)	34:29 (6)	0+0+0+0	<b>41:47.6</b>	+2:16.3	40
7.	13524	53	WICKER Anja	GER	LW10.5	90	8:45 (2)	17:32 (5)	27:02 (7)	36:00 (7)	0+0+1+0	<b>44:09.5</b>	+4:38.2	36
8.	16999	59	ANDREEVA Nadezhda	RUS	LW12	100	13:25 (10)	21:32 (9)	30:22 (8)	38:00 (8)	4+1+2+0	<b>45:05.9</b>	+5:34.6	32
9.	18999	61	KOCHEROVA Natalia	RUS	LW12	100	12:26 (9)	21:49 (10)	30:41 (10)	39:01 (9)	1+2+1+0	<b>46:28.0</b>	+6:56.7	29
10.	14866	58	ABDIKARIMOVA Akzhana	RUS	LW10.5	90	11:49 (8)	21:08 (8)	30:37 (9)	40:26 (10)	0+0+0+0	<b>49:36.3</b>	+10:05.0	26

**DID NOT START:**  
13594 54 IOVLEVA Maria RUS LW12

Weather / Visibility	Snow	Temperature		Competitors				
		Air	Snow	Entries	Ranked	DNS	DNF	DSQ
Cloudy, light snowfall	Artificial	-12°C		11	10	1	0	0

**IPC Technical Delegate**  
  
**Len Apedaile  
(CAN)**

**NOTE**  
All times except 'Real Time' and 'Delta' are calculated times. Calculated time is the real time multiplied by the athlete's percentage.

**LEGEND**  
IPC - International Paralympic Committee  
Delta - Real time behind first ranked  
DSQ - Disqualified  
TD - Technical Delegate  
DNS - Did not start  
NPC - National Paralympic Committee  
DNF - Did not finish



# OFFICIAL RESULTS

## BIATHLON PURSUIT 10KM LW 2-9 WOMEN



VUOKATTI SKI STADIUM SUN 12 JAN 2014 START TIME 13:10

<b>JURY</b>		<b>COURSE INFORMATION</b>	
IPC TD BT:	COLBJØRNSEN Geir (NOR)	Course Name	Standing Skiers 2km
National TD:	KAIPAINEN Marita (FIN)	Height Difference (HD)	21m
Chief of Competition:	PELKONEN Jyri (FIN)	Maximum Climb (MC)	21m
IPC TD:	APEDAILE Len (CAN)	Total Climb (TC)	49m
Member:	GROMOVA Irina (RUS)	Length of Lap	2km
		Laps	5

Rank	SDMS ID	Bib	Name	NPC Code	Class	Intermediate Result %	2km	4km	6km	8km	Missed shots	Result	Behind	WC pts
1.	13648	92	KONONOVA Oleksandra	UKR	LW8	97	6:48 (2)	13:32 (1)	20:20 (1)	27:13 (1)	0+0+0+0	<b>33:22.8</b>		100
2.	13643	93	BATENKOVA Iuliia	UKR	LW6	96	8:37 (3)	15:45 (3)	22:59 (3)	30:29 (3)	1+0+0+1	<b>36:47.4</b>	+3:24.6	80
3.	13589	95	KAUFMAN Alena	RUS	LW8	97	9:22 (5)	16:41 (5)	23:51 (4)	31:03 (4)	0+0+0+0	<b>37:29.9</b>	+4:07.1	60
4.	19080	94	LIASHENKO Liudmyla	UKR	LW8	97	9:12 (4)	16:40 (4)	24:50 (5)	32:54 (5)	0+0+1+1	<b>39:26.3</b>	+6:03.5	50
5.	13543	96	DEKIJIMA Momoko	JPN	LW6	96	10:00 (6)	17:33 (6)	25:32 (6)	33:08 (6)	0+0+1+0	<b>39:55.9</b>	+6:33.1	45
6.	14111	98	BRATIUK Natalia	RUS	LW8	97	10:06 (7)	18:02 (7)	26:07 (7)	33:43 (7)	0+0+0+0	<b>40:27.8</b>	+7:05.0	40
7.	13549	99	OTA Shoko	JPN	LW8	97	10:24 (8)	18:16 (8)	26:13 (8)	33:54 (8)	0+0+0+0	<b>40:31.8</b>	+7:09.0	36
8.	20548	101	MAKAMEDINOVA Irina	RUS	LW8	97	11:38 (9)	19:58 (9)	27:56 (9)	36:27 (9)	0+1+0+1	<b>43:26.9</b>	+10:04.1	32
9.	17241	97	BUI Iryna	UKR	LW8	97	12:10 (10)	20:37 (10)	28:40 (10)	36:37 (10)	4+1+0+0	<b>43:33.6</b>	+10:10.8	29
10.	16243	102	ABE Yurika	JPN	LW6	96	12:17 (11)	20:45 (11)	29:28 (11)	38:26 (11)	1+1+1+1	<b>45:54.2</b>	+12:31.4	26

**DID NOT START:**  
13490 100 JARVELA Maija FIN LW8

**DISQUALIFIED:**  
13584 91 MILENINA Anna RUS LW8 Too many shots. Rule violation 352.2.2

Weather / Visibility	Snow	Temperature		Competitors				
		Air	Snow	Entries	Ranked	DNS	DNF	DSQ
Cloudy, light snowfall	Artificial	-12°C		12	10	1	0	1

**IPC Technical Delegate**  
  
**Len Apedaile  
(CAN)**

**NOTE**  
All times except 'Real Time' and 'Delta' are calculated times. Calculated time is the real time multiplied by the athlete's percentage.

**LEGEND**  
IPC - International Paralympic Committee TD - Technical Delegate NPC - National Paralympic Committee  
Delta - Real time behind first ranked DNS - Did not start DNF - Did not finish  
DSQ - Disqualified

# IPC Cross Country World Cup 2013 - 2014

[Men LW 10-12](#)  
[Women LW 10-12](#)  
[Men LW 2-9](#)  
[Women LW 2-9](#)  
[Men B 1-3](#)  
[Women B 1-3](#)

## Men LW 10-12

Rank	SDMS	NAME	NPC	Class	Total	CANMORE			VUOKATTI		OBERSTDORF
					WC-points	Middle F	Sprint C	Long C	Middle C	Short/Middle F	
1.	13631	Irek Zaripov	RUS	LW12	317	60	80	100	32	45	
2.	13616	Roman Petushkov	RUS	LW12	316	36	100	80	100		
3.	16998	Grigory Murygin	RUS	LW12	310	100	60	40	60		50
4.	18081	Aliaksandr Davidovich	RUS	LW12	310	80	40	60	50		80
5.	14137	Alexey Bychenok	RUS	LW12	235	50	50	50	45		40
6.	13545	Kozo Kubo	JPN	LW11	207	40	36	45	26		60
7.	17243	Maksym Yarovy	UKR	LW10	180				80		100
8.	13666	Chris Klebl	CAN	LW11	151	45	22	36	22		26
9.	13571	Trygve Steinar Larsen	NOR	LW12	118	22	26	32	20		18
10.	19089	Ivan Golubkov	RUS	LW11.5	94	18			40		36
11.	17001	Ramil Ilalutdinov	RUS	LW12	86	26			36		24
12.	13588	Ivan Goncharov	RUS	LW11.5	79	24	15		18		22
13.	13508	Romain Rosique	FRA	LW11	77	32	45				
14.	13669	Andrew Soule	USA	LW12	73	15	29	29			
15.	14555	Daniel Clossen	USA	LW12	73	29	24	20			
16.	13668	Sean Halsted	USA	LW11.5	72	16	32	24			
17.	13534	Enzo Masiello	ITA	LW11	62	20	16	26			
18.	13517	Martin Fleig	GER	LW11.5	61				29		32
19.	14227	Mykhaylo Tkachenko	UKR	LW12	53				24		29
20.	8883	Aaron Pike	USA	LW11.5	53	13	18	22			
21.	17218	Jeremy Wagner	USA	LW11.5	48	12	20	16			
22.	13683	Travis Dodson	USA	LW12	46	14	14	18			

23.	17297	Augusto Jose Perez	USA	LW12	39	11	13	15		
24.	13580	Kamil Rosiek	POL	LW12	36				16	20
25.	19170	Fernando Rocha	BRA	LW11.5	34	9	12	13		
26.	19081	Oleksandr Korniiiko	UKR	LW12	31				15	16
27.	18049	Ilnar Murzaev	RUS	LW12	15					15
28.	16827	Giordano Tomasoni	ITA	LW11	14		0	14		
29.	13459	Sebastien Fortier	CAN	LW11.5	10	10	0			
	17117	Yves Bourque	CAN	LW12	0		0	0		
	20727	Tony Flores	CAN	LW11.5	0		0			
	21945	Rustam Aminov	RUS	LW10	0				0	0
	19317	David Poole	USA	LW10.5	0		0	0		
	19504	Gennadiy Kornilov	KAZ	LW12	0				0	0
	19503	Denis Petrenko	KAZ	LW11	0		0	0	0	0
	19499	Igor Skripin	KAZ	LW10	0					0
	19598	Valeriy Vadutov	KAZ	LW10	0				0	0
	21615	Suyundyk Kadenov	KAZ	LW12	0				0	0

[To top](#)

## Women LW 10-12

Rank	SDMS	NAME	NPC	Class	Total	CANMORE			VUOKATTI		OBERSTDORF
					WC-points	Middle F	Sprint C	Long C	Middle C	Short/Middle F	
1.	13574	Mariann Marthinsen	NOR	LW12	410	100	100	100	50	60	
2.	14116	Marta Zaynullina	RUS	LW12	270	80	40	60	40	50	
3.	16368	Svetlana Konovalova	RUS	LW12	232	40	60	40	60	32	
4.	16999	Nadezda Andreeva	RUS	LW12	217	45	45	50	32	45	
5.	13520	Andrea Eskau	GER	LW11	200				100	100	
6.	13536	Francesca Porcellato	ITA	LW10	196	36	80	80			
7.	13594	Maria Iovleva	RUS	LW12	160				80	80	
8.	18999	Natalia Kocherova	RUS	LW12	147	32	29	36	26	24	
9.	19298	Oksana Masters	USA	LW12	142	60	50	32			
10.	19164	Nadezhda Fedorova	RUS	LW12	117	29		24	24	40	

11.	14866	Akzhana Abdikarimova	RUS	LW10.5	112	20	24	26	20	22
12.	13456	Colette Bourgonje	CAN	LW10	95	50		45		
13.	2576	Tatyana McFadden	USA	LW11	82	24	36	22		
14.	13644	Olena Iurkovska	UKR	LW12	81				45	36
15.	13665	Monica Bascio	USA	LW11	81	26	26	29		
16.	13654	Lyudmyla Pavlenko	UKR	LW11	68				36	32
17.	13524	Anja Wicker	GER	LW10.5	55				29	26
18.	20411	Stephanie Dixon	CAN	LW12	54	22	32			
19.	19083	Lidziya Hrafeyeva	BLR	LW12	42				22	20
20.	19266	Beth Requist	USA	LW11	38	18		20		
21.	21580	Birgit Skarstein	NOR	LW11	36				18	18
	21570	Tanya Quesnel	CAN	LW12	0		0			
	19024	Sini Pyy	FIN	LW11	0				0	0
	17955	Mayuko Eno	JPN	LW11.5	0				0	0
	13556	Vo-Ra-Mi Seo	KOR	LW10.5	0				0	0
	21050	Zhanyl Baltabayeva	KAZ	LW12	0		0		0	0

[To top](#)

## Men LW 2-9

Rank	SDMS	NAME	NPC	Class	Total WC- points	CANMORE			VUOKATTI		OBERSTDORF
						Middle F	Sprint C	Long C	Middle C	Short/Middle F	
1.	13612	Rushan Minnegulov	RUS	LW8	380	80	60	100	60	80	
2.	14114	Vladislav Lekomtcev	RUS	LW6	340		100	80	100	60	
3.	13599	Vladimir Kononov	RUS	LW5/7	233	60	22	29	22	100	
4.	13494	Ilkka Tuomisto	FIN	LW8	212		80	60	50	22	
5.	13610	Kirill Mikhaylov	RUS	LW4	194	50	36	32	40	36	
6.	14110	Sergey Lapkin	RUS	LW4	192	100	16		26	50	
7.	13547	Yoshihiro Nitta	JPN	LW8	172	24	40	45	45	18	
8.	14112	Aleksandr Iaremchuk	RUS	LW6	134	36	24	50		24	
9.	14234	Hakon Olsrud	NOR	LW8	128	18	26	36	32	16	
10.	17240	Ihor Reptyukh	UKR	LW8	125				80	45	
11.	13452	Mark Arendz	CAN	LW6	114	45	45		24		
12.	7410	Ivan Kodlozerov	RUS	LW8	112	20	32	40		20	
13.	17291	Benjamin Daviet	FRA	LW2	90	40	50				

14.	20947	Aleksandr Pronkov	RUS	LW5/7	74	29	13				32
15.	13572	Nils-Erik Ulset	NOR	LW3	72	32					40
16.	13550	Keiichi Sato	JPN	LW8	72	26	14		18		14
17.	13583	Oleg Balukhto	RUS	LW6	71	16	29	26			
18.	14113	Azat Karachurin	RUS	LW5/7	71	22	20				29
19.	13663	Grygorii Vovchynskyi	UKR	LW8	62				36		26
20.	17342	Pablo Javier Robledo	ARG	LW4	54	15	15	24			
21.	19500	Alexandr Kolyadin	KAZ	LW4	48		12	22	14		0
22.	13530	Tino Uhlig	GER	LW8	41				29		12
23.	13659	Vitalii Sytnyk	UKR	LW6	35				20		15
24.	13606	Alfis Makamedinov	RUS	LW2	24				16		8
25.	19027	Lasse Kankkunen	FIN	LW4	24				15		9
26.	20948	Mikhail Tukmachev	RUS	LW4	18		18				
27.	19604	Witold Skupien	POL	LW5/7	13						13
28.	19260	John Oman	USA	LW8	11		11	0			
28.	21576	Siarhei Vauchunovich	BLR	LW6	11						11
30.	17242	Vladyslav Maystrenko	UKR	LW8	10						10
31.	19023	Juha Harkonen	FIN	LW4	7						7
	17106	Louis Fortin	CAN	LW6	0		0				
	19294	Gabriel Denis	CAN	LW9	0		0				
	20721	Luca de Lorenzi	ITA	LW8	0		0	0			
	20959	Keigo Iwamoto	JPN	LW3	0		0		0		0
	18937	Omar Bermejo	USA	LW6	0		0	0			
	19501	Yerlan Omarov	KAZ	LW2	0		0		0		0

[To top](#)

## Women LW 2-9

Rank	SDMS	NAME	NPC	Class	Total	CANMORE			VUOKATTI		OBERSTDORF
					WC-points	Middle F	Sprint C	Long C	Middle C	Short/Middle F	
1.	13589	Alena Kaufman	RUS	LW8	430	100	100	100	80	50	
2.	14111	Natalia Bratiuk	RUS	LW8	256	50	60	80	40	26	
3.	13549	Shoko Ota	JPN	LW8	220	80	80		36	24	
4.	13648	Oleksandra Kononova	UKR	LW8	200				100	100	
5.	13643	Iuliia Batenkova	UKR	LW6	120				60	60	



6.	20641	Brittany Hudak	CAN	LW8	95	45	50			
7.	13543	Momoko Dekijima	JPN	LW6	92	60				32
8.	19080	Liudmyla Liashenko	UKR	LW8	90				45	45
9.	17069	Anne Karen Olsen	NOR	LW6	86				50	36
10.	13584	Anna Milenina	RUS	LW8	80					80
11.	17241	Iryna Bui	UKR	LW8	69				29	40
12.	16243	Yurika Abe	JPN	LW6	52				32	20
13.	13576	Katarzyna Rogowiec	POL	LW5/7	51				22	29
14.	20548	Irina Makamedinova	RUS	LW8	48				26	22
15.	6011	Erica Noonan	CAN	LW8	45		45			
16.	17427	Caroline Bisson	CAN	LW6	40	40				
17.	13577	Arleta Opyd	POL	LW8	36				18	18
18.	18991	Helene Ripa	SWE	LW2	24				24	0
19.	17065	Marie Karlsen	NOR	LW9	20				20	0
20.	19079	Kateryna Pavlenko	UKR	LW8	16				0	16
	21518	Marina Uchuvatova	RUS	LW6	0				0	0
	19502	Yelena Mazurenko	KAZ	LW6	0				0	0

[To top](#)

## Men B 1-3

Rank	SDMS	NAME	NPC	Class	Total	CANMORE			VUOKATTI		OBERSTDORF
					WC-points	Middle F	Sprint C	Long C	Middle C	Short/Middle F	
1.	14668	Stanislav Chokhlaev	RUS	B1	410	80	50	80	100	100	
2.	13617	Nikolay Polukhin	RUS	B2	280	60	60		80	80	
3.	17274	Aleksander Artemov	RUS	B1	235	29	36	50	60	60	
4.	13463	Brian McKeever	CAN	B3	200	100		100			
5.	13626	Aleksei Toropov	RUS	B2	198	40	45	45	32	36	
6.	20408	Vladimir Udaltcov	RUS	B2	185	45	80	60			
7.	19033	Oleg Ponomarev	RUS	B2	182		100	40	24	18	
8.	13639	Zebastian Modin	SWE	B1	167	32	32	26	45	32	
9.	13623	Filipp Spitsyn	RUS	B3	146	26	40	29	29	22	
10.	13662	Iurii Utkin	UKR	B3	90				50	40	

11.	13500	Thomas Clarion	FRA	B1	86	50	36		
11.	19082	Iaroslav Reshetynskiy	UKR	B3	86			36	50
13.	19269	Jacob Adicoff	USA	B3	68	36	32		
14.	17070	Eirik Bye	NOR	B3	60			40	20
15.	13656	Dmytro Shulga	UKR	B2	50			26	24
16.	13513	Wilhelm Brem	GER	B1	45				45
17.	18993	Kevin Burton	USA	B2	29		29	0	
17.	14226	Anatolii Kovalevskiy	UKR	B2	29				29
19.	13652	Vitaliy Lukyanenko	UKR	B3	26				26
20.	13489	Rudolf Klemetti	FIN	B2	16			0	16
	21877	Stu Starkey	CAN	B3	0		0		
	16925	Matteo Fanchini	ITA	B1	0				
	21245	Bogue Choi	KOR	B3	0			0	0
	19468	Kairat Kanafin	KAZ	B3	0		0	0	0

[To top](#)

## Women B 1-3

Rank	SDMS	NAME	NPC	Class	Total	CANMORE			VUOKATTI		OBERSTDORF
					WC-points	Middle F	Sprint C	Long C	Middle C	Short/Middle F	
1.	13619	Elena Remizova	RUS	B2	460	80	80	100	100	100	
2.	14665	Iuliia Budaleeva	RUS	B2	360	100	60	80	60	60	
3.	13605	Mikhalina Lysova	RUS	B2	320	60	100		80	80	
4.	13592	Elvira Kalabina	RUS	B2	186	50		60	36	40	
5.	13657	Oksana Shyshkova	UKR	B2	100				50	50	
6.	14228	Olga Prylutska	UKR	B2	81				45	36	
7.	2950	Miroslava Sedlackova	CZE	B1	72				40	32	
8.	13525	Vivian Hoesch	GER	B1	45					45	
	22005	Jessica Tuomela	CAN	B1	0		0				
	19297	Shawn Cheshire	USA	B1	0		0	0			

[To top](#)



# OFFICIAL RESULTS

## MIDDLE DISTANCES 10KM LW 10-12 MEN

VUOKATTI SKI STADIUM WED 08 JAN 2014 START TIME 10:00



World Cup

JURY		COURSE INFORMATION		
IPC TD:	APEDAILE Len (CAN)	Course Name	Sit Skiers	
National TD:	KAIPAINEN Marita (FIN)	Height Difference (HD)	17m	
Chief of Competition:	PELKONEN Jyri (FIN)	Maximum Climb (MC)	14m	
Member:	COLBJØRNSEN Geir (NOR)	Total Climb (TC)	53m	
Member:	GROMOVA Irina (RUS)	Length of Lap	2.5km	
		Laps	4	

Rank	SDMS ID	Bib Name	NPC Code	Class	%	Intermediate Times			Real Time	Delta	Result	IPCNS pts	WC pts
						2.5km	5km	7.5km					
1.	13616	21 PETUSHKOV R.	RUS	LW12	100	5:55.6 (1)	12:21.9 (1)	18:52.4 (1)	25:34.6		<b>25:34.6</b>	0.00	100
2.	17243	14 YAROVYI M.	UKR	LW10	86	6:14.6 (4)	12:46.8 (3)	19:14.5 (3)	29:53.1	+8.7	<b>25:42.1</b>	2.93	80
3.	16998	16 MURYGIN G.	RUS	LW12	100	5:58.0 (2)	12:29.3 (2)	19:11.7 (2)	25:49.1	+14.5	<b>25:49.1</b>	5.67	60
4.	18081	15 DAVIDOVICH A.	RUS	LW12	100	6:24.3 (9)	13:00.4 (6)	19:40.4 (5)	26:27.2	+52.6	<b>26:27.2</b>	20.57	50
5.	14137	17 BYCHENOK A.	RUS	LW12	100	6:10.2 (3)	12:53.9 (4)	19:36.0 (4)	26:28.4	+53.8	<b>26:28.4</b>	21.03	45
6.	19089	7 GOLUBKOV I.	RUS	LW11.5	97	6:16.9 (7)	13:04.4 (8)	19:52.4 (6)	27:41.2	+1:19.1	<b>26:51.4</b>	30.03	40
7.	17001	20 ILALUTDINOV R.	RUS	LW12	100	6:16.0 (6)	12:56.9 (5)	19:57.2 (7)	26:58.7	+1:24.1	<b>26:58.7</b>	32.88	36
8.	13631	22 ZARIPOV I.	RUS	LW12	100	6:15.7 (5)	13:04.6 (9)	19:57.5 (8)	26:58.8	+1:24.2	<b>26:58.8</b>	32.92	32
9.	13517	12 FLEIG M.	GER	LW11.5	97	6:33.7 (12)	13:30.2 (11)	20:29.0 (11)	28:21.9	+1:59.8	<b>27:30.8</b>	45.43	29
10.	13545	19 KUBO K.	JPN	LW11	94	6:17.2 (8)	13:01.8 (7)	20:00.9 (9)	29:21.5	+2:08.9	<b>27:35.8</b>	47.39	26
11.	14227	11 TKACHENKO M.	UKR	LW12	100	6:27.7 (10)	13:17.8 (10)	20:14.3 (10)	27:46.4	+2:11.8	<b>27:46.4</b>	51.53	24
12.	13666	13 KLEBL C.	CAN	LW11	94	6:35.7 (14)	13:34.5 (12)	20:39.6 (12)	29:40.4	+2:27.8	<b>27:53.6</b>	54.35	22
13.	13571	18 LARSEN T. S.	NOR	LW12	100	6:31.9 (11)	13:37.6 (13)	20:46.0 (13)	28:03.4	+2:28.8	<b>28:03.4</b>	58.18	20
14.	13588	10 GONCHAROV I.	RUS	LW11.5	97	6:35.4 (13)	13:41.3 (14)	20:58.8 (14)	29:10.2	+2:48.1	<b>28:17.7</b>	63.77	18
15.	13580	9 ROSIEK K.	POL	LW12	100	6:47.2 (15)	13:59.3 (15)	21:11.3 (15)	28:41.7	+3:07.1	<b>28:41.7</b>	73.15	16
16.	19081	8 KORNIKO O.	UKR	LW12	100	6:52.4 (16)	14:11.4 (16)	21:28.9 (16)	29:03.7	+3:29.1	<b>29:03.7</b>	81.75	15
17.	21945	4 AMINOV R.	RUS	LW10	86	7:54.5 (17)	16:52.1 (17)	26:10.1 (17)	41:10.2	+11:25.8	<b>35:24.4</b>	230.60	*
18.	19503	6 PETRENKO D.	KAZ	LW11	94	8:53.9 (18)	18:53.4 (18)	28:32.0 (18)	41:23.5	+14:10.9	<b>38:54.5</b>	312.75	*
19.	19504	2 KORNILOV G.	KAZ	LW12	100	10:36.0 (19)	24:54.0 (19)	37:53.5 (19)	51:49.7	+26:15.1	<b>51:49.7</b>	615.83	*
20.	21615	3 KADENOV S.	KAZ	LW12	100	12:14.3 (22)	25:34.0 (20)	39:24.6 (20)	53:15.8	+27:41.2	<b>53:15.8</b>	649.50	*
21.	19598	1 VADUTOV V.	KAZ	LW10	86	11:38.4 (21)	25:44.5 (21)	40:35.7 (21)	1:02:24.1	+32:39.7	<b>53:39.9</b>	658.92	*

World Cup points result limit (130%):

33:14.9

**DID NOT FINISH:**

19499 5 SKRIPIN I. KAZ LW10

Weather / Visibility	Snow	Temperature		Competitors				
		Air	Snow	Entries	Ranked	DNS	DNF	DSQ
Cloudy, light snowfall	Artificial	1°C		22	21	0	1	0

**IPC Technical Delegate**  
  
**Len Apedaile  
(CAN)**

**NOTE**

All times except 'Real Time' and 'Delta' are calculated times. Calculated time is the real time multiplied by the athlete's percentage.

**LEGEND**

IPC - International Paralympic Committee  
Delta - Real time behind first ranked  
DSQ - Disqualified

TD - Technical Delegate  
DNS - Did not start

NPC - National Paralympic Committee  
DNF - Did not finish



# OFFICIAL RESULTS

## MIDDLE DISTANCES

### 10KM CLASSICAL TECHNIQUE

#### LW 2-9 MEN

VUOKATTI SKI STADIUM WED 08 JAN 2014 START TIME 11:30

<b>JURY</b>		<b>COURSE INFORMATION</b>	
IPC TD:	APEDAILE Len (CAN)	Course Name	Standing
National TD:	KAIPAINEN Marita (FIN)	Height Difference (HD)	21m
Chief of Competition:	PELKONEN Jyri (FIN)	Maximum Climb (MC)	21m
Member:	COLBJØRNSEN Geir (NOR)	Total Climb (TC)	69m
Member:	GROMOVA Irina (RUS)	Length of Lap	2.5km
		Laps	4

Rank	SDMS ID	Bib	Name	NPC Code	Class	%	Intermediate Times			Real Time	Delta	Result	IPCNS pts	WC pts
							2.5km	5km	7.5km					
1.	14114	70	LEKOMTCEV Vladislav	RUS	LW6	90	5:54.6 (2)	12:05.9 (1)	18:23.4 (1)	27:40.0		<b>24:54.0</b>	0.00	100
2.	17240	68	REPTYUKH Ihor	UKR	LW8	91	5:54.5 (1)	12:16.4 (2)	18:47.5 (2)	27:45.5	+23.7	<b>25:15.6</b>	8.67	80
3.	13612	71	MINNEGULOV Rushan	RUS	LW8	91	6:20.1 (8)	12:40.5 (5)	19:06.6 (3)	28:15.1	+53.3	<b>25:42.5</b>	19.48	60
4.	13494	65	TUOMISTO Ilkka	FIN	LW8	91	6:02.5 (3)	12:38.8 (4)	19:11.1 (4)	28:25.5	+1:03.7	<b>25:52.0</b>	23.29	50
5.	13547	64	NITTA Yoshihiro	JPN	LW8	91	6:07.5 (4)	12:37.6 (3)	19:20.7 (5)	28:42.6	+1:20.8	<b>26:07.6</b>	29.56	45
6.	13610	69	MIKHAYLOV Kirill	RUS	LW4	96	6:11.3 (5)	12:55.1 (7)	19:47.7 (6)	27:39.1	+1:42.8	<b>26:32.7</b>	39.64	40
7.	13663	59	VOVCHYNSKYI Grygorii	UKR	LW8	91	6:13.6 (7)	12:53.9 (6)	19:49.2 (7)	29:29.0	+2:07.2	<b>26:49.8</b>	46.51	36
8.	14234	63	OLSRUD Hakon	NOR	LW8	91	6:35.2 (12)	13:14.2 (9)	20:14.2 (9)	29:58.4	+2:36.6	<b>27:16.5</b>	57.23	32
9.	13530	60	UHLIG Tino	GER	LW8	91	6:26.2 (9)	13:19.1 (11)	20:13.8 (8)	29:58.9	+2:37.1	<b>27:17.0</b>	57.43	29
10.	14110	61	LAPKIN Sergey	RUS	LW4	96	6:12.3 (6)	13:10.7 (8)	20:19.2 (10)	28:40.1	+2:43.8	<b>27:31.3</b>	63.17	26
11.	13452	66	ARENDZ Mark	CAN	LW6	90	6:36.6 (13)	13:30.3 (12)	20:24.9 (12)	30:35.7	+2:55.7	<b>27:32.1</b>	63.49	24
12.	13599	67	KONONOV Vladimir	RUS	LW5/7	81	6:28.7 (10)	13:17.9 (10)	20:20.8 (11)	34:03.7	+3:19.3	<b>27:35.4</b>	64.82	22
13.	13659	58	SYTNYK Vitalii	UKR	LW6	90	6:28.7 (10)	13:31.5 (13)	20:42.9 (13)	31:13.5	+3:33.5	<b>28:06.2</b>	77.19	20
14.	13550	62	SATO Keiichi	JPN	LW8	91	6:42.4 (14)	13:52.9 (14)	21:14.1 (14)	31:25.8	+4:04.0	<b>28:36.1</b>	89.20	18
15.	13606	51	MAKAMEDINOV Alfis	RUS	LW2	92	6:49.7 (15)	14:08.1 (15)	21:48.2 (15)	32:19.7	+5:15.8	<b>29:44.5</b>	116.67	16
16.	19027	57	KANKKUNEN Lasse	FIN	LW4	96	7:13.2 (17)	14:50.7 (17)	22:20.7 (17)	31:15.9	+5:19.6	<b>30:00.9</b>	123.25	15
17.	19500	56	KOLYADIN Alexandr	KAZ	LW4	96	7:14.4 (18)	15:11.5 (18)	22:58.2 (18)	32:20.2	+6:23.9	<b>31:02.6</b>	148.03	14
18.	20959	54	IWAMOTO Keigo	JPN	LW3	87	8:19.8 (20)	16:51.9 (20)	25:44.1 (20)	40:19.8	+11:42.6	<b>35:05.2</b>	245.46	*
19.	19501	55	OMAROV Yerlan	KAZ	LW2	92	9:25.1 (21)	19:23.1 (21)	30:41.6 (21)	44:06.3	+17:02.4	<b>40:34.6</b>	377.75	*

World Cup points result limit (130%):

**32:22.2**

**DID NOT FINISH:**

19604 52 SKUPIEN Witold POL LW5/7

**DISQUALIFIED:**

21576 53 VAUCHUNOVICH Siarhei BLR LW6 Not skiing the course. Rule violation §343.6

Weather / Visibility	Snow	Temperature		Competitors				
		Air	Snow	Entries	Ranked	DNS	DNF	DSQ
Cloudy, light snowfall	Artificial	1°C		21	19	0	1	1

**IPC Technical Delegate**  
  
**Len Apedaile**  
**(CAN)**

**NOTE**

All times except 'Real Time' and 'Delta' are calculated times. Calculated time is the real time multiplied by the athlete's percentage.

**LEGEND**

IPC - International Paralympic Committee  
 Delta - Real time behind first ranked  
 DSQ - Disqualified

TD - Technical Delegate  
 DNS - Did not start

NPC - National Paralympic Committee  
 DNF - Did not finish



# OFFICIAL RESULTS

## MIDDLE DISTANCES

### 10KM CLASSICAL TECHNIQUE

#### B 1-3 MEN



VUOKATTI SKI STADIUM WED 08 JAN 2014 START TIME 11:50

<b>JURY</b>		<b>COURSE INFORMATION</b>	
IPC TD:	APEDAILE Len (CAN)	Course Name	Standing
National TD:	KAIPAINEN Marita (FIN)	Height Difference (HD)	21m
Chief of Competition:	PELKONEN Jyri (FIN)	Maximum Climb (MC)	21m
Member:	COLBJØRNSSEN Geir (NOR)	Total Climb (TC)	69m
Member:	GROMOVA Irina (RUS)	Length of Lap	2.5km
		Laps	4


Rank	SDMS ID	Bib	Name	NPC Code	Class	%	Intermediate Times			Real Time	Delta	Result	IPCNS pts	WC pts
							2.5km	5km	7.5km					
1.	14668	114	CHOKHLAEV Stanislav Guide: PIROGOV Maksim	RUS	B1	87	6:07.3 (1)	12:37.9 (1)	19:09.6 (1)	29:36.9		<b>25:45.9</b>	0.00	100
2.	13617	113	POLUKHIN Nikolay Guide: TOKAREV Andrey	RUS	B2	98	6:08.4 (2)	12:42.2 (2)	19:16.5 (2)	26:37.4	+20.0	<b>26:05.5</b>	7.61	80
3.	17274	108	ARTEMOV Aleksander Guide: CHEREPANOV Ilya	RUS	B1	87	6:32.5 (7)	13:13.7 (3)	19:59.4 (3)	30:44.2	+1:07.3	<b>26:44.5</b>	22.74	60
4.	13662	109	UTKIN Iurii Guide: KAZAKOV Vitalii	UKR	B3	100	6:31.3 (6)	13:24.4 (5)	20:23.4 (5)	27:28.2	+1:42.3	<b>27:28.2</b>	39.71	50
5.	13639	112	MODIN Zebastian Guide: ACKEROT Albin	SWE	B1	87	6:26.6 (3)	13:14.0 (4)	20:14.7 (4)	31:36.0	+1:59.1	<b>27:29.5</b>	40.21	45
6.	17070	105	BYE Eirik Guide: HELLERUD Kristian Myhre	NOR	B3	100	6:42.5 (11)	13:41.4 (8)	20:49.5 (7)	28:16.7	+2:30.8	<b>28:16.7</b>	58.53	40
7.	19082	106	RESHETYNSKIY Iaroslav Guide: KHURTYK Dmytro	UKR	B3	100	6:27.1 (4)	13:29.9 (6)	20:42.0 (6)	28:18.5	+2:32.6	<b>28:18.5</b>	59.23	36
8.	13626	111	TOROPOV Aleksei Guide: FATKHULLIN Evgenii	RUS	B2	98	6:34.9 (8)	13:30.2 (7)	20:55.2 (8)	29:03.8	+2:46.4	<b>28:28.9</b>	63.26	32
9.	13623	107	SPITSYN Filipp Guide: BASIUK Zhorzh	RUS	B3	100	6:36.6 (9)	13:53.8 (9)	21:24.2 (9)	29:14.6	+3:28.7	<b>29:14.6</b>	81.00	29
10.	13656	102	SHULGA Dmytro Guide: GERGARDT Artur	UKR	B2	98	6:39.5 (10)	14:16.0 (11)	21:52.4 (10)	30:05.0	+3:47.6	<b>29:28.9</b>	86.55	26
11.	19033	110	PONOMAREV Oleg Guide: ROMANOV Andrei	RUS	B3	100	6:28.9 (5)	14:14.4 (10)	22:15.8 (11)	30:11.6	+4:25.7	<b>30:11.6</b>	103.12	24
12.	13489	104	KLEMETTI Rudolf Guide: SALMINEN Timo	FIN	B2	98	7:47.3 (12)	16:03.8 (12)	24:49.0 (12)	34:17.7	+8:00.3	<b>33:36.5</b>	182.65	*
13.	19468	103	KANAFIN Kairat Guide: KOLOMEYETS Dmitriy	KAZ	B2	98	7:59.5 (13)	16:55.1 (13)	26:05.3 (13)	35:37.5	+9:20.1	<b>34:54.8</b>	213.04	*
14.	21245	101	CHOI Bogue Guide: SEO Jeongryun	KOR	B3	100	9:12.8 (14)	19:07.9 (14)	29:48.4 (14)	40:22.6	+14:36.7	<b>40:22.6</b>	340.27	*

World Cup points result limit (130%):

**33:29.6**

Weather / Visibility	Snow	Temperature		Competitors				
		Air	Snow	Entries	Ranked	DNS	DNF	DSQ
Cloudy, light snowfall	Artificial	1°C		14	14	0	0	0

**IPC Technical Delegate**



**Len Apedaile  
(CAN)**

**NOTE**  
All times except 'Real Time' and 'Delta' are calculated times. Calculated time is the real time multiplied by the athlete's percentage.

**LEGEND**  
IPC - International Paralympic Committee  
Delta - Real time behind first ranked  
DSQ - Disqualified  
TD - Technical Delegate  
DNS - Did not start  
NPC - National Paralympic Committee  
DNF - Did not finish



# OFFICIAL RESULTS

## MIDDLE DISTANCES 5KM LW 10-12 WOMEN

VUOKATTI SKI STADIUM WED 08 JAN 2014 START TIME 10:11



World Cup

JURY		COURSE INFORMATION	
IPC TD:	APEDAILE Len (CAN)	Course Name	Sit Skiers
National TD:	KAIPAINEN Marita (FIN)	Height Difference (HD)	17m
Chief of Competition:	PELKONEN Jyri (FIN)	Maximum Climb (MC)	14m
Member:	COLBJØRNSEN Geir (NOR)	Total Climb (TC)	53m
Member:	GROMOVA Irina (RUS)	Length of Lap	2.5km
		Laps	2

Rank	SDMS ID	Bib Name	NPC Code	Class	%	2.5km	Real Time	Delta	Result	IPCNS pts	WC pts
1.	13520	47 ESKAU Andrea	GER	LW11	94	7:00.7 (1)	15:21.4		<b>14:26.1</b>	0.00	100
2.	13594	42 IOVLEVA Maria	RUS	LW12	100	7:06.6 (2)	14:46.0	+19.9	<b>14:46.0</b>	13.79	80
3.	16368	44 KONOVALOVA Svetlana	RUS	LW12	100	7:17.8 (3)	15:20.4	+54.3	<b>15:20.4</b>	37.62	60
4.	13574	48 MARTHINSEN Mariann	NOR	LW12	100	7:34.8 (6)	15:22.0	+55.9	<b>15:22.0</b>	38.73	50
5.	13644	41 IURKOVSKA Olena	UKR	LW12	100	7:36.2 (7)	15:26.5	+1:00.4	<b>15:26.5</b>	41.84	45
6.	14116	46 ZAYNULLINA Marta	RUS	LW12	100	7:25.1 (4)	15:26.6	+1:00.5	<b>15:26.6</b>	41.91	40
7.	13654	43 PAVLENKO Lyudmyla	UKR	LW11	94	7:40.9 (8)	16:37.0	+1:15.6	<b>15:37.2</b>	49.26	36
8.	16999	40 ANDREEVA Nadezda	RUS	LW12	100	7:28.6 (5)	16:01.0	+1:34.9	<b>16:01.0</b>	65.74	32
9.	13524	45 WICKER Anja	GER	LW10.5	90	7:41.2 (9)	17:58.1	+1:55.8	<b>16:10.3</b>	72.19	29
10.	18999	38 KOCHEROVA Natalia	RUS	LW12	100	7:55.0 (10)	16:16.9	+1:50.8	<b>16:16.9</b>	76.76	26
11.	19164	39 FEDOROVA Nadezhda	RUS	LW12	100	8:12.7 (13)	16:30.7	+2:04.6	<b>16:30.7</b>	86.32	24
12.	19083	36 HRAFEYEVA Lidziya	BLR	LW12	100	8:09.0 (12)	16:53.6	+2:27.5	<b>16:53.6</b>	102.18	22
13.	14866	37 ABDIKARIMOVA Akzhana	RUS	LW10.5	90	8:02.9 (11)	18:48.8	+2:46.5	<b>16:55.9</b>	103.78	20
14.	21580	31 SKARSTEIN Birgit	NOR	LW11	94	8:23.0 (14)	18:39.8	+3:18.4	<b>17:32.6</b>	129.20	18
15.	17955	34 ENO Mayuko	JPN	LW11.5	97	9:15.9 (15)	19:56.1	+5:03.2	<b>19:20.2</b>	203.74	*
16.	13556	35 SEO Vo-Ra-Mi	KOR	LW10.5	90	9:35.5 (17)	22:03.2	+6:00.9	<b>19:50.9</b>	225.01	*
17.	19024	32 PYY Sini	FIN	LW11	94	9:29.2 (16)	21:33.8	+6:12.4	<b>20:16.2</b>	242.54	*
18.	21050	33 BALTABAYEVA Zhanyl	KAZ	LW12	100	12:42.5 (18)	29:01.1	+14:35.0	<b>29:01.1</b>	606.17	*

World Cup points result limit (130%):

**18:45.9**

Weather / Visibility	Snow	Temperature		Competitors				
		Air	Snow	Entries	Ranked	DNS	DNF	DSQ
Cloudy, light snowfall	Artificial	1°C		18	18	0	0	0

IPC Technical Delegate  
  
**Len Apedaile**  
**(CAN)**

**NOTE**  
 All times except 'Real Time' and 'Delta' are calculated times. Calculated time is the real time multiplied by the athlete's percentage.

**LEGEND**  
 IPC - International Paralympic Committee  
 Delta - Real time behind first ranked  
 DSQ - Disqualified  
 TD - Technical Delegate  
 DNS - Did not start  
 NPC - National Paralympic Committee  
 DNF - Did not finish



# OFFICIAL RESULTS

## MIDDLE DISTANCES 5KM CLASSICAL TECHNIQUE LW 2-9 WOMEN



VUOKATTI SKI STADIUM WED 08 JAN 2014 START TIME 11:41

<b>JURY</b>		<b>COURSE INFORMATION</b>	
IPC TD:	APEDAILE Len (CAN)	Course Name	Standing
National TD:	KAIPAINEN Marita (FIN)	Height Difference (HD)	21m
Chief of Competition:	PELKONEN Jyri (FIN)	Maximum Climb (MC)	21m
Member:	COLBJØRNSEN Geir (NOR)	Total Climb (TC)	69m
Member:	GROMOVA Irina (RUS)	Length of Lap	2.5km
		Laps	2

Rank	SDMS ID	Bib Name	NPC Code	Class	%	2.5km	Real Time	Delta	Result	IPCNS pts	WC pts
1.	13648	97 KONONOVA Oleksandra	UKR	LW8	91	7:11.6 (1)	16:37.9		<b>15:08.1</b>	0.00	100
2.	13589	98 KAUFMAN Alena	RUS	LW8	91	7:26.4 (2)	17:04.6	+26.7	<b>15:32.4</b>	16.06	80
3.	13643	96 BATENKOVA Iuliia	UKR	LW6	90	7:28.9 (3)	17:20.0	+31.0	<b>15:36.0</b>	18.43	60
4.	17069	85 OLSEN Anne Karen	NOR	LW6	90	7:45.3 (6)	17:41.7	+52.7	<b>15:55.5</b>	31.32	50
5.	19080	88 LIASHENKO Liudmyla	UKR	LW8	91	7:41.4 (4)	17:59.1	+1:21.2	<b>16:22.0</b>	48.83	45
6.	14111	91 BRATIUK Natalia	RUS	LW8	91	7:43.6 (5)	18:01.3	+1:23.4	<b>16:24.0</b>	50.15	40
7.	13549	94 OTA Shoko	JPN	LW8	91	8:00.4 (9)	18:06.7	+1:28.8	<b>16:28.9</b>	53.39	36
8.	16243	89 ABE Yurika	JPN	LW6	90	7:59.2 (8)	18:21.4	+1:32.4	<b>16:31.3</b>	54.97	32
9.	17241	92 BUI Iryna	UKR	LW8	91	7:58.8 (7)	18:19.3	+1:41.4	<b>16:40.4</b>	60.98	29
10.	20548	84 MAKAMEDINOVA Irina	RUS	LW8	91	8:01.4 (10)	18:39.4	+2:01.5	<b>16:58.7</b>	73.08	26
11.	18991	93 RIPA Helene	SWE	LW2	92	8:17.0 (11)	18:39.9	+2:12.8	<b>17:10.3</b>	80.74	24
12.	13576	83 ROGOWIEC Katarzyna	POL	LW5/7	81	8:22.8 (12)	21:21.2	+2:40.1	<b>17:17.8</b>	85.70	22
13.	17065	90 KARLSEN Marie	NOR	LW9	90	8:35.7 (13)	19:36.2	+2:47.2	<b>17:38.6</b>	99.44	20
14.	13577	87 OPYD Arleta	POL	LW8	91	8:46.3 (14)	20:25.1	+3:47.2	<b>18:34.8</b>	136.57	18
15.	19079	86 PAVLENKO Kateryna	UKR	LW8	91	9:26.2 (15)	22:01.5	+5:23.6	<b>20:02.6</b>	194.58	*
16.	21518	81 UCHUVATOVA Marina	RUS	LW6	90	9:44.2 (16)	22:39.9	+5:50.9	<b>20:23.9</b>	208.66	*
17.	19502	82 MAZURENKO Yelena	KAZ	LW6	90	11:32.1 (17)	29:45.1	+12:56.1	<b>26:46.6</b>	461.51	*

World Cup points result limit (130%):

**19:40.5**

**DID NOT START:**

13584 95 MILENINA Anna RUS LW8

Weather / Visibility	Snow	Temperature		Competitors				
		Air	Snow	Entries	Ranked	DNS	DNF	DSQ
Cloudy, light snowfall	Artificial	1°C		18	17	1	0	0

**IPC Technical Delegate**

**Len Apedaile  
(CAN)**

**NOTE**

All times except 'Real Time' and 'Delta' are calculated times. Calculated time is the real time multiplied by the athlete's percentage.

**LEGEND**

IPC - International Paralympic Committee  
Delta - Real time behind first ranked  
DSQ - Disqualified

TD - Technical Delegate  
DNS - Did not start

NPC - National Paralympic Committee  
DNF - Did not finish



# OFFICIAL RESULTS

## MIDDLE DISTANCES 5KM CLASSICAL TECHNIQUE B 1-3 WOMEN



VUOKATTI SKI STADIUM WED 08 JAN 2014 START TIME 11:58

<b>JURY</b>		<b>COURSE INFORMATION</b>	
IPC TD:	APEDAILE Len (CAN)	Course Name	Standing
National TD:	KAIPAINEN Marita (FIN)	Height Difference (HD)	21m
Chief of Competition:	PELKONEN Jyri (FIN)	Maximum Climb (MC)	21m
Member:	COLBJØRNSEN Geir (NOR)	Total Climb (TC)	69m
Member:	GROMOVA Irina (RUS)	Length of Lap	2.5km
		Laps	2

Rank	SDMS ID	Bib Name	NPC Code	Class	%	2.5km	Real Time	Delta	Result	IPCNS pts	WC pts
1.	13619	127 REMIZOVA Elena Guide: YAKIMOVA Natalia	RUS	B2	98	7:04.5 (1)	14:56.1		<b>14:38.2</b>	0.00	100
2.	13605	126 LYSOVA Mikhailina Guide: IVANOV Alexey	RUS	B2	98	7:14.5 (2)	15:12.0	+15.9	<b>14:53.8</b>	10.66	80
3.	14665	125 BUDALEEVA Iuliia Guide: MALTSEVA Tatiana	RUS	B2	98	7:15.6 (3)	15:24.7	+28.6	<b>15:06.2</b>	19.13	60
4.	13657	124 SHYSHKOVA Oksana Guide: NESTERENKO Lada	UKR	B2	98	7:35.9 (4)	16:36.0	+1:39.9	<b>16:16.1</b>	66.89	50
5.	14228	123 PRYLUTSKA Olga Guide: MOGYLNYI Volodymyr	UKR	B2	98	8:00.2 (5)	17:04.3	+2:08.2	<b>16:43.8</b>	85.81	45
6.	2950	121 SEDLACKOVA Miroslava Guide: NOVOTNY Matej	CZE	B1	87	8:44.0 (7)	20:11.3	+3:21.9	<b>17:33.8</b>	119.97	40
7.	13592	122 KALABINA Elvira Guide: SITNIKOVA Irina	RUS	B2	98	8:39.6 (6)	18:40.8	+3:44.7	<b>18:18.4</b>	150.44	36

World Cup points result limit (130%):

**19:01.6**

Weather / Visibility	Snow	Temperature		Competitors				
		Air	Snow	Entries	Ranked	DNS	DNF	DSQ
Cloudy, light snowfall	Artificial	1°C		7	7	0	0	0

### IPC Technical Delegate

**Len Apedaile  
(CAN)**

#### NOTE

All times except 'Real Time' and 'Delta' are calculated times. Calculated time is the real time multiplied by the athlete's percentage.

#### LEGEND

IPC - International Paralympic Committee  
Delta - Real time behind first ranked  
DSQ - Disqualified

TD - Technical Delegate  
DNS - Did not start

NPC - National Paralympic Committee  
DNF - Did not finish





# OFFICIAL RESULTS

## SHORT DISTANCES 5KM LW 10-12 MEN

VUOKATTI SKI STADIUM THU 09 JAN 2014 START TIME 10:00



World Cup

JURY		COURSE INFORMATION	
IPC TD:	APEDAILE Len (CAN)	Course Name	Sit Skiers
National TD:	KAIPAINEN Marita (FIN)	Height Difference (HD)	17m
Chief of Competition:	PELKONEN Jyri (FIN)	Maximum Climb (MC)	14m
Member:	COLBJØRNSSEN Geir (NOR)	Total Climb (TC)	53m
Member:	ROMBACH Ralf (GER)	Length of Lap	2.5km
		Laps	2

Rank	SDMS ID	Bib Name	NPC Code	Class	%	2.5km	Real Time	Delta	Result	IPCNS pts	WC pts
1.	17243	15 YAROVYI Maksym	UKR	LW10	86	6:35.4 (2)	15:39.8		<b>13:28.2</b>	0.00	100
2.	18081	16 DAVIDOVICH Aliaksandr	RUS	LW12	100	6:31.6 (1)	13:48.0	+19.8	<b>13:48.0</b>	14.70	80
3.	13545	20 KUBO Kozo	JPN	LW11	94	6:42.6 (6)	14:43.7	+23.9	<b>13:50.7</b>	16.70	60
4.	16998	17 MURYGIN Grigory	RUS	LW12	100	6:36.0 (3)	13:58.0	+29.8	<b>13:58.0</b>	22.12	50
5.	13631	21 ZARIPOV Irek	RUS	LW12	100	6:38.0 (4)	14:01.1	+32.9	<b>14:01.1</b>	24.42	45
6.	14137	18 BYCHENOK Alexey	RUS	LW12	100	6:39.8 (5)	14:01.6	+33.4	<b>14:01.6</b>	24.80	40
7.	19089	8 GOLUBKOV Ivan	RUS	LW11.5	97	6:48.9 (7)	14:43.9	+50.7	<b>14:17.4</b>	36.53	36
8.	13517	13 FLEIG Martin	GER	LW11.5	97	6:54.6 (8)	14:46.7	+53.5	<b>14:20.1</b>	38.53	32
9.	14227	12 TKACHENKO Mykhaylo	UKR	LW12	100	6:55.7 (9)	14:23.9	+55.7	<b>14:23.9</b>	41.35	29
10.	13666	14 KLEBL Chris	CAN	LW11	94	6:59.9 (10)	15:24.8	+1:05.0	<b>14:29.3</b>	45.36	26
11.	17001	22 ILALUTDINOV Ramil	RUS	LW12	100	6:59.9 (10)	14:43.3	+1:15.1	<b>14:43.3</b>	55.75	24
12.	13588	11 GONCHAROV Ivan	RUS	LW11.5	97	7:12.5 (13)	15:26.8	+1:33.6	<b>14:59.0</b>	67.41	22
13.	13580	10 ROSIEK Kamil	POL	LW12	100	7:24.8 (14)	15:26.4	+1:58.2	<b>15:26.4</b>	87.75	20
14.	13571	19 LARSEN Trygve Steinar	NOR	LW12	100	7:08.2 (12)	15:36.8	+2:08.6	<b>15:36.8</b>	95.47	18
15.	19081	9 KORNIKO Oleksandr	UKR	LW12	100	7:30.0 (15)	15:37.0	+2:08.8	<b>15:37.0</b>	95.62	16
16.	18049	2 MURZAEV Ilnar	RUS	LW12	100	7:40.7 (16)	15:43.7	+2:15.5	<b>15:43.7</b>	100.59	15
17.	21945	3 AMINOV Rustam	RUS	LW10	86	9:04.0 (17)	22:36.1	+6:56.3	<b>19:26.2</b>	265.78	*
18.	19503	7 PETRENKO Denis	KAZ	LW11	94	9:48.9 (18)	22:12.0	+7:52.2	<b>20:52.1</b>	329.55	*
19.	19598	4 VADUTOV Valeriy	KAZ	LW10	86	11:35.7 (19)	28:37.6	+12:57.8	<b>24:37.1</b>	496.59	*
20.	19504	5 KORNILOV Gennadiy	KAZ	LW12	100	11:50.4 (20)	26:10.4	+12:42.2	<b>26:10.4</b>	565.85	*
21.	21615	1 KADENOV Suyundyk	KAZ	LW12	100	13:52.8 (21)	29:23.2	+15:55.0	<b>29:23.2</b>	708.98	*
22.	19499	6 SKRIPIN Igor	KAZ	LW10	86	14:47.3 (22)	37:26.9	+21:47.1	<b>32:12.3</b>	834.52	*

World Cup points result limit (130%):

**17:30.6**

**DID NOT START:**

13616 23 PETUSHKOV Roman RUS LW12

Weather / Visibility	Snow	Temperature		Competitors				
		Air	Snow	Entries	Ranked	DNS	DNF	DSQ
Cloudy, snowing	Artificial	1°C		23	22	1	0	0

**IPC Technical Delegate**  
  
**Len Apedaile  
(CAN)**

**NOTE**

All times except 'Real Time' and 'Delta' are calculated times. Calculated time is the real time multiplied by the athlete's percentage.

**LEGEND**

IPC - International Paralympic Committee  
Delta - Real time behind first ranked  
DSQ - Disqualified

TD - Technical Delegate  
DNS - Did not start

NPC - National Paralympic Committee  
DNF - Did not finish



## OFFICIAL RESULTS

### SHORT DISTANCES 10KM FREE TECHNIQUE B 1-3 MEN



VUOKATTI SKI STADIUM THU 09 JAN 2014 START TIME 11:00

JURY		COURSE INFORMATION	
IPC TD:	APEDAILE Len (CAN)	Course Name	Standing
National TD:	KAIPAINEN Marita (FIN)	Height Difference (HD)	21m
Chief of Competition:	PELKONEN Jyri (FIN)	Maximum Climb (MC)	21m
Member:	COLBJØRNSEN Geir (NOR)	Total Climb (TC)	69m
Member:	ROMBACH Ralf (GER)	Length of Lap	2.5km
		Laps	4

Rank	SDMS ID	Bib	Name	NPC Code	Class	%	Intermediate Times			Real Time	Delta	Result	IPCNS pts	WC pts
							2.5km	5km	7.5km					
1.	14668	67	CHOKHLAEV Stanislav Guide: PIROGOV Maksim	RUS	B1	87	5:57.4 (1)	12:09.3 (1)	18:19.5 (1)	28:23.5		<b>24:42.0</b>	0.00	100
2.	13617	66	POLUKHIN Nikolay Guide: TOKAREV Andrey	RUS	B2	98	6:02.0 (2)	12:20.7 (2)	18:37.7 (2)	25:29.9	+17.7	<b>24:59.3</b>	7.00	80
3.	17274	60	ARTEMOV Aleksander Guide: CHEREPANOV Ilya	RUS	B1	87	6:28.2 (6)	13:05.8 (6)	19:43.0 (4)	30:19.7	+1:56.3	<b>26:23.1</b>	40.93	60
4.	19082	57	RESHETYNSKIY Iaroslav Guide: KHURTYK Dmytro	UKR	B3	100	6:29.0 (7)	13:06.6 (7)	19:44.6 (5)	26:24.5	+1:42.5	<b>26:24.5</b>	41.50	50
5.	13513	61	BREM Wilhelm Guide: SCHLOTT Sebastian	GER	B1	87	6:31.4 (10)	13:00.3 (5)	19:44.9 (6)	30:24.0	+2:00.6	<b>26:26.9</b>	42.47	45
6.	13662	62	UTKIN Iurii Guide: KAZAKOV Vitalii	UKR	B3	100	6:29.0 (7)	13:07.4 (8)	19:48.2 (7)	26:32.1	+1:50.1	<b>26:32.1</b>	44.57	40
7.	13626	64	TOROPOV Aleksei Guide: FATKHULLIN Evgenii	RUS	B2	98	6:40.5 (13)	13:21.4 (10)	19:54.0 (8)	27:06.4	+1:54.2	<b>26:33.9</b>	45.30	36
8.	13639	65	MODIN Zebastian Guide: ACKEROT Albin	SWE	B1	87	6:11.1 (3)	12:50.1 (4)	19:28.0 (3)	30:36.9	+2:13.5	<b>26:38.1</b>	47.00	32
9.	14226	59	KOVALEVSKYI Anatolii Guide: MUKSHYN Oleksandr	UKR	B2	98	6:16.8 (4)	12:43.6 (3)	19:54.1 (9)	27:13.3	+2:01.1	<b>26:40.6</b>	48.02	29
10.	13652	55	LUKYANENKO Vitaliy Guide: BABAR Borys	UKR	B3	100	6:33.4 (11)	13:22.2 (11)	20:10.6 (10)	26:58.8	+2:16.8	<b>26:58.8</b>	55.38	26
11.	13656	52	SHULGA Dmytro Guide: GERGARDT Artur	UKR	B2	98	6:31.0 (9)	13:29.3 (13)	20:20.7 (11)	27:41.8	+2:29.6	<b>27:08.6</b>	59.35	24
12.	13623	58	SPTSYN Filipp Guide: BASIUK Zhorzh	RUS	B3	100	6:34.3 (12)	13:25.9 (12)	20:24.3 (12)	27:25.6	+2:43.6	<b>27:25.6</b>	66.23	22
13.	17070	56	BYE Eirik Guide: HELLERUD Kristian Myhre	NOR	B3	100	6:43.2 (14)	13:49.1 (14)	20:57.5 (14)	28:15.0	+3:33.0	<b>28:15.0</b>	86.23	20
14.	19033	63	PONOMAREV Oleg Guide: ROMANOV Andrei	RUS	B3	100	6:25.9 (5)	13:09.1 (9)	20:34.3 (13)	28:18.9	+3:36.9	<b>28:18.9</b>	87.81	18
15.	13489	54	KLEMETTI Rudolf Guide: SALMINEN Timo	FIN	B2	98	7:27.2 (15)	15:09.4 (15)	22:54.6 (15)	31:25.4	+6:13.2	<b>30:47.7</b>	148.06	16
16.	19468	53	KANAFIN Kairat Guide: KOLOMEYETS Dmitriy	KAZ	B2	98	7:46.3 (16)	16:22.7 (16)	24:45.2 (16)	33:45.3	+8:33.1	<b>33:04.8</b>	203.56	*
17.	21245	51	CHOI Bogue Guide: SEO Jeongryun	KOR	B3	100	8:52.6 (17)	18:22.4 (17)	27:48.0 (17)	37:13.0	+12:31.0	<b>37:13.0</b>	304.05	*
World Cup points result limit (130%):												<b>32:06.6</b>		

#### NOTE

All times except 'Real Time' and 'Delta' are calculated times. Calculated time is the real time multiplied by the athlete's percentage.

#### LEGEND

IPC - International Paralympic Committee  
Delta - Real time behind first ranked  
DSQ - Disqualified

TD - Technical Delegate  
DNS - Did not start

NPC - National Paralympic Committee  
DNF - Did not finish



# OFFICIAL RESULTS


## SHORT DISTANCES 10KM FREE TECHNIQUE B 1-3 MEN



VUOKATTI SKI STADIUM THU 09 JAN 2014 START TIME 11:00

Rank	SDMS		NPC Code	Class	%	Intermediate Times			Real Time	Delta	Result	IPCNS pts	WC pts
	ID	Bib				Name	2.5km	5km					

Weather / Visibility	Snow	Temperature		Competitors				
		Air	Snow	Entries	Ranked	DNS	DNF	DSQ
Cloudy, snowing	Artificial	1°C		17	17	0	0	0

**IPC Technical Delegate**  
  
**Len Apedaile**  
**(CAN)**

**NOTE**

All times except 'Real Time' and 'Delta' are calculated times. Calculated time is the real time multiplied by the athlete's percentage.

**LEGEND**

IPC - International Paralympic Committee  
 Delta - Real time behind first ranked  
 DSQ - Disqualified

TD - Technical Delegate  
 DNS - Did not start

NPC - National Paralympic Committee  
 DNF - Did not finish



# OFFICIAL RESULTS

## SHORT DISTANCES 10KM FREE TECHNIQUE LW 2-9 MEN



VUOKATTI SKI STADIUM THU 09 JAN 2014 START TIME 11:45

<b>JURY</b>		<b>COURSE INFORMATION</b>	
IPC TD:	APEDAILE Len (CAN)	Course Name	Standing
National TD:	KAIPAINEN Marita (FIN)	Height Difference (HD)	21m
Chief of Competition:	PELKONEN Jyri (FIN)	Maximum Climb (MC)	21m
Member:	COLBJØRNSEN Geir (NOR)	Total Climb (TC)	69m
Member:	ROMBACH Ralf (GER)	Length of Lap	2.5km
		Laps	4

Rank	SDMS ID	Bib	Name	NPC Code	Class	%	Intermediate Times			Real Time	Delta	Result	IPCNS pts	WC pts
							2.5km	5km	7.5km					
1.	13599	102	KONONOV Vladimir	RUS	LW5/7	88	5:50.1 (3)	11:57.0 (1)	18:05.7 (1)	27:41.2		<b>24:21.9</b>	0.00	100
2.	13612	107	MINNEGULOV Rushan	RUS	LW8	97	5:53.8 (5)	12:03.5 (3)	18:14.3 (2)	25:14.0	+6.9	<b>24:28.6</b>	2.75	80
3.	14114	106	LEKOMTCEV Vladislav	RUS	LW6	96	5:47.5 (2)	12:01.2 (2)	18:17.8 (3)	25:41.4	+18.6	<b>24:39.7</b>	7.31	60
4.	14110	94	LAPKIN Sergey	RUS	LW4	97	5:45.1 (1)	12:08.2 (4)	18:21.6 (4)	25:40.4	+33.3	<b>24:54.2</b>	13.26	50
5.	17240	104	REPTYUKH Ihor	UKR	LW8	97	5:50.9 (4)	12:14.0 (5)	18:37.2 (5)	25:57.8	+50.7	<b>25:11.1</b>	20.19	45
6.	13572	103	ULSET Nils-Erik	NOR	LW3	89	5:56.8 (6)	12:21.1 (6)	18:41.9 (6)	28:25.8	+1:03.2	<b>25:18.2</b>	23.11	40
7.	13610	105	MIKHAYLOV Kirill	RUS	LW4	97	5:59.4 (7)	12:21.8 (7)	18:50.8 (7)	26:06.9	+59.8	<b>25:19.9</b>	23.80	36
8.	20947	88	PRONKOV Aleksandr	RUS	LW5/7	88	6:08.5 (11)	12:35.6 (11)	19:03.4 (8)	28:56.3	+1:15.1	<b>25:27.9</b>	27.09	32
9.	14113	96	KARACHURIN Azat	RUS	LW5/7	88	6:01.9 (9)	12:28.0 (8)	19:05.9 (9)	29:11.9	+1:30.7	<b>25:41.7</b>	32.75	29
10.	13663	91	VOVCHYNSKYI Grygorii	UKR	LW8	97	6:01.3 (8)	12:34.8 (9)	19:13.2 (10)	26:39.1	+1:32.0	<b>25:51.1</b>	36.61	26
11.	14112	98	IAREMCHUK Aleksandr	RUS	LW6	96	6:04.6 (10)	12:34.8 (9)	19:14.5 (11)	26:55.9	+1:33.1	<b>25:51.3</b>	36.69	24
12.	13494	101	TUOMISTO Ilkka	FIN	LW8	97	6:16.1 (13)	12:50.0 (12)	19:31.5 (12)	26:57.8	+1:50.7	<b>26:09.3</b>	44.08	22
13.	7410	97	KODLOZEROV Ivan	RUS	LW8	97	6:14.7 (12)	12:51.7 (13)	19:39.8 (13)	27:23.2	+2:16.1	<b>26:33.9</b>	54.18	20
14.	13547	100	NITTA Yoshihiro	JPN	LW8	97	6:29.1 (17)	13:14.6 (15)	20:00.9 (14)	27:27.5	+2:20.4	<b>26:38.1</b>	55.90	18
15.	14234	99	OLSRUD Hakon	NOR	LW8	97	6:19.8 (14)	13:06.9 (14)	20:01.2 (15)	27:42.7	+2:35.6	<b>26:52.8</b>	61.93	16
16.	13659	90	SYTNYK Vitalii	UKR	LW6	96	6:25.7 (15)	13:22.8 (16)	20:23.6 (16)	28:34.3	+3:11.5	<b>27:25.7</b>	75.44	15
17.	13550	95	SATO Keiichi	JPN	LW8	97	6:41.6 (20)	13:44.0 (19)	20:45.5 (17)	28:39.9	+3:32.8	<b>27:48.3</b>	84.71	14
18.	19604	83	SKUPIEN Witold	POL	LW5/7	88	6:31.0 (18)	13:32.3 (17)	20:51.9 (18)	31:50.8	+4:09.6	<b>28:01.5</b>	90.13	13
19.	13530	92	UHLIG Tino	GER	LW8	97	6:44.2 (22)	13:47.7 (20)	20:54.4 (19)	29:03.4	+3:56.3	<b>28:11.1</b>	94.07	12
20.	21576	81	VAUCHUNOVICH Siarhei	BLR	LW6	96	6:43.0 (21)	13:53.4 (21)	21:04.8 (21)	29:28.7	+4:05.9	<b>28:18.0</b>	96.90	11
21.	17242	93	MAYSTRENKO Vladyslav	UKR	LW8	97	6:26.0 (16)	13:34.3 (18)	20:54.4 (19)	29:11.0	+4:03.9	<b>28:18.5</b>	97.11	10
22.	19027	89	KANKKUNEN Lasse	FIN	LW4	97	6:57.7 (23)	14:20.5 (23)	21:53.2 (22)	30:21.7	+5:14.6	<b>29:27.0</b>	125.22	9
23.	13606	82	MAKAMEDINOV Alfis	RUS	LW2	92	6:33.3 (19)	14:08.7 (22)	21:59.7 (23)	32:25.8	+5:56.8	<b>29:50.1</b>	134.70	8
24.	19023	84	HARKONEN Juha	FIN	LW4	97	7:18.0 (24)	15:03.8 (24)	22:53.5 (24)	31:44.8	+6:37.7	<b>30:47.7</b>	158.34	7
25.	19500	87	KOLYADIN Alexandr	KAZ	LW4	97	7:41.5 (25)	16:13.2 (25)	24:51.3 (25)	34:20.8	+9:13.7	<b>33:19.0</b>	220.44	*
26.	20959	85	IWAMOTO Keigo	JPN	LW3	89	7:58.3 (26)	16:18.9 (26)	24:54.0 (26)	37:44.4	+10:21.8	<b>33:35.3</b>	227.13	*
27.	19501	86	OMAROV Yerlan	KAZ	LW2	92	9:03.0 (27)	19:10.0 (27)	29:12.7 (27)	42:59.3	+16:30.3	<b>39:33.0</b>	373.94	*

World Cup points result limit (130%):

**31:40.4**

Weather / Visibility	Snow	Temperature		Competitors				
		Air	Snow	Entries	Ranked	DNS	DNF	DSQ
Cloudy, snowing	Artificial	1°C		27	27	0	0	0

**IPC Technical Delegate**  
  
**Len Apedaile**  
**(CAN)**

**NOTE**

All times except 'Real Time' and 'Delta' are calculated times. Calculated time is the real time multiplied by the athlete's percentage.

**LEGEND**

IPC - International Paralympic Committee  
 Delta - Real time behind first ranked  
 DSQ - Disqualified

TD - Technical Delegate  
 DNS - Did not start

NPC - National Paralympic Committee  
 DNF - Did not finish



# OFFICIAL RESULTS

## SHORT DISTANCES 2.5KM LW 10-12 WOMEN

VUOKATTI SKI STADIUM THU 09 JAN 2014 START TIME 10:12



World Cup

JURY		COURSE INFORMATION	
IPC TD:	APEDAILE Len (CAN)	Course Name	Sit Skiers
National TD:	KAIPAINEN Marita (FIN)	Height Difference (HD)	17m
Chief of Competition:	PELKONEN Jyri (FIN)	Maximum Climb (MC)	14m
Member:	COLBJØRNSEN Geir (NOR)	Total Climb (TC)	53m
Member:	ROMBACH Ralf (GER)	Length of Lap	2.5km
		Laps	1

Rank	SDMS ID	Bib Name	NPC Code	Class	%	Real Time	Delta	Result	IPCNS pts	WC pts
1.	13520	47 ESKAU Andrea	GER	LW11	94	7:57.5		<b>7:28.9</b>	0.00	100
2.	13594	42 IOVLEVA Maria	RUS	LW12	100	7:37.2	+8.3	<b>7:37.2</b>	11.09	80
3.	13574	48 MARTHINSEN Mariann	NOR	LW12	100	7:44.5	+15.6	<b>7:44.5</b>	20.85	60
4.	14116	46 ZAYNULLINA Marta	RUS	LW12	100	7:55.3	+26.4	<b>7:55.3</b>	35.29	50
5.	16999	40 ANDREEVA Nadezda	RUS	LW12	100	8:03.6	+34.7	<b>8:03.6</b>	46.38	45
6.	19164	39 FEDOROVA Nadezhda	RUS	LW12	100	8:13.1	+44.2	<b>8:13.1</b>	59.08	40
7.	13644	41 IURKOVSKA Olena	UKR	LW12	100	8:15.7	+46.8	<b>8:15.7</b>	62.55	36
8.	16368	44 KONOVALOVA Svetlana	RUS	LW12	100	8:17.9	+49.0	<b>8:17.9</b>	65.49	32
	13654	43 PAVLENKO Lyudmyla	UKR	LW11	94	8:49.7	+52.1	<b>8:17.9</b>	65.49	32
10.	13524	45 WICKER Anja	GER	LW10.5	90	9:19.0	+1:00.2	<b>8:23.1</b>	72.44	26
11.	18999	38 KOCHEROVA Natalia	RUS	LW12	100	8:34.9	+1:06.0	<b>8:34.9</b>	88.22	24
12.	14866	37 ABDIKARIMOVA Akzhana	RUS	LW10.5	90	9:54.6	+1:35.8	<b>8:55.1</b>	115.21	22
13.	19083	36 HRAFEYEVA Lidziya	BLR	LW12	100	9:02.8	+1:33.9	<b>9:02.8</b>	125.51	20
14.	21580	31 SKARSTEIN Birgit	NOR	LW11	94	9:56.6	+1:59.0	<b>9:20.8</b>	149.57	18
15.	13556	35 SEO Vo-Ra-Mi	KOR	LW10.5	90	11:29.3	+3:10.5	<b>10:20.4</b>	229.23	*
16.	17955	34 ENO Mayuko	JPN	LW11.5	97	10:41.6	+2:58.8	<b>10:22.4</b>	231.90	*
17.	19024	32 PYY Sini	FIN	LW11	94	11:54.4	+3:56.8	<b>11:11.5</b>	297.53	*
18.	21050	33 BALTABAYEVA Zhanyl	KAZ	LW12	100	14:24.6	+6:55.7	<b>14:24.6</b>	555.62	*

World Cup points result limit (130%): **9:43.5**

Weather / Visibility	Snow	Temperature		Competitors				
		Air	Snow	Entries	Ranked	DNS	DNF	DSQ
Cloudy, snowing	Artificial	1°C		18	18	0	0	0

### IPC Technical Delegate

**Len Apedaile  
(CAN)**

### NOTE

All times except 'Real Time' and 'Delta' are calculated times. Calculated time is the real time multiplied by the athlete's percentage.

### LEGEND

IPC - International Paralympic Committee  
Delta - Real time behind first ranked  
DSQ - Disqualified

TD - Technical Delegate  
DNS - Did not start

NPC - National Paralympic Committee  
DNF - Did not finish



# OFFICIAL RESULTS

## SHORT DISTANCES 5KM FREE TECHNIQUE B 1-3 WOMEN



VUOKATTI SKI STADIUM THU 09 JAN 2014 START TIME 11:09

<b>JURY</b>		<b>COURSE INFORMATION</b>	
IPC TD:	APEDAILE Len (CAN)	Course Name	Standing
National TD:	KAIPAINEN Marita (FIN)	Height Difference (HD)	21m
Chief of Competition:	PELKONEN Jyri (FIN)	Maximum Climb (MC)	21m
Member:	COLBJØRNSEN Geir (NOR)	Total Climb (TC)	69m
Member:	ROMBACH Ralf (GER)	Length of Lap	2.5km
		Laps	2

Rank	SDMS ID	Bib Name	NPC Code	Class	%	2.5km	Real Time	Delta	Result	IPCNS pts	WC pts
1.	13619	78 REMIZOVA Elena Guide: YAKIMOVA Natalia	RUS	B2	98	6:37.2 (2)	13:52.8		<b>13:36.1</b>	0.00	100
2.	13605	77 LYSOVA Mikhailina Guide: IVANOV Alexey	RUS	B2	98	6:35.6 (1)	13:59.4	+6.6	<b>13:42.6</b>	4.78	80
3.	14665	76 BUDALEEVA Iuliia Guide: MALTSEVA Tatiana	RUS	B2	98	6:56.7 (3)	14:27.0	+34.2	<b>14:09.7</b>	24.70	60
4.	13657	75 SHYSHKOVA Oksana Guide: NESTERENKO Lada	UKR	B2	98	7:05.0 (4)	14:58.9	+1:06.1	<b>14:40.9</b>	47.64	50
5.	13525	74 HOESCH Vivian Guide: SCHLEE Normann	GER	B1	87	7:23.1 (5)	17:43.4	+2:05.4	<b>15:25.2</b>	80.21	45
6.	13592	72 KALABINA Elvira Guide: SITNIKOVA Irina	RUS	B2	98	7:41.7 (7)	16:03.4	+2:10.6	<b>15:44.1</b>	94.11	40
7.	14228	73 PRYLUTSKA Olga Guide: MOGYLNYI Volodymyr	UKR	B2	98	7:34.3 (6)	16:14.6	+2:21.8	<b>15:55.1</b>	102.19	36
8.	2950	71 SEDLACKOVA Miroslava Guide: NOVOTNY Matej	CZE	B1	87	8:19.9 (8)	19:04.5	+3:26.5	<b>16:35.7</b>	132.04	32

World Cup points result limit (130%):

**17:40.9**

Weather / Visibility	Snow	Temperature		Competitors				
		Air	Snow	Entries	Ranked	DNS	DNF	DSQ
Cloudy, snowing	Artificial	1°C		8	8	0	0	0

**IPC Technical Delegate**  
  
**Len Apedaile  
(CAN)**

**NOTE**

All times except 'Real Time' and 'Delta' are calculated times. Calculated time is the real time multiplied by the athlete's percentage.

**LEGEND**

IPC - International Paralympic Committee  
Delta - Real time behind first ranked  
DSQ - Disqualified

TD - Technical Delegate  
DNS - Did not start

NPC - National Paralympic Committee  
DNF - Did not finish



# OFFICIAL RESULTS

## SHORT DISTANCES 5KM FREE TECHNIQUE LW 2-9 WOMEN



World Cup

VUOKATTI SKI STADIUM THU 09 JAN 2014 START TIME 11:59

<b>JURY</b>		<b>COURSE INFORMATION</b>	
IPC TD:	APEDAILE Len (CAN)	Course Name	Standing
National TD:	KAIPAINEN Marita (FIN)	Height Difference (HD)	21m
Chief of Competition:	PELKONEN Jyri (FIN)	Maximum Climb (MC)	21m
Member:	COLBJØRNSSEN Geir (NOR)	Total Climb (TC)	69m
Member:	ROMBACH Ralf (GER)	Length of Lap	2.5km
		Laps	2

Rank	SDMS ID	Bib Name	NPC Code	Class	%	2.5km	Real Time	Delta	Result	IPCNS pts	WC pts
1.	13648	128 KONONOVA Oleksandra	UKR	LW8	97	6:34.4 (1)	14:09.6		<b>13:44.1</b>	0.00	100
2.	13584	126 MILENINA Anna	RUS	LW8	97	6:54.1 (2)	14:47.2	+37.6	<b>14:20.6</b>	26.57	80
3.	13643	127 BATENKOVA Iuliia	UKR	LW6	96	7:05.6 (3)	15:12.6	+54.2	<b>14:36.1</b>	37.86	60
4.	13589	129 KAUFMAN Alena	RUS	LW8	97	7:18.3 (5)	15:34.0	+1:24.4	<b>15:06.0</b>	59.63	50
5.	19080	118 LIASHENKO Liudmyla	UKR	LW8	97	7:15.3 (4)	15:34.5	+1:24.9	<b>15:06.5</b>	59.99	45
6.	17241	123 BUI Iryna	UKR	LW8	97	7:37.0 (8)	16:13.1	+2:03.5	<b>15:43.9</b>	87.22	40
7.	17069	113 OLSEN Anne Karen	NOR	LW6	96	7:36.7 (7)	16:31.2	+2:12.8	<b>15:51.6</b>	92.83	36
8.	13543	121 DEKIJIMA Momoko	JPN	LW6	96	7:37.7 (9)	16:32.1	+2:13.7	<b>15:52.4</b>	93.41	32
9.	13576	111 ROGOWIEC Katarzyna	POL	LW5/7	88	7:46.8 (11)	18:18.9	+2:42.4	<b>16:07.0</b>	104.04	29
10.	14111	122 BRATIUK Natalia	RUS	LW8	97	7:31.1 (6)	16:39.1	+2:29.5	<b>16:09.1</b>	105.57	26
11.	13549	125 OTA Shoko	JPN	LW8	97	7:42.9 (10)	16:39.9	+2:30.3	<b>16:09.9</b>	106.15	24
12.	20548	112 MAKAMEDINOVA Irina	RUS	LW8	97	7:54.5 (12)	16:49.1	+2:39.5	<b>16:18.8</b>	112.63	22
13.	16243	119 ABE Yurika	JPN	LW6	96	7:55.9 (13)	17:07.0	+2:48.6	<b>16:25.9</b>	117.80	20
14.	13577	117 OPYD Arleta	POL	LW8	97	8:16.2 (14)	17:44.1	+3:34.5	<b>17:12.2</b>	151.51	18
15.	19079	116 PAVLENKO Kateryna	UKR	LW8	97	8:38.5 (16)	18:18.6	+4:09.0	<b>17:45.6</b>	175.83	16
16.	18991	124 RIPA Helene	SWE	LW2	92	8:28.9 (15)	19:49.1	+4:53.3	<b>18:14.0</b>	196.51	*
17.	21518	114 UCHUVATOVA Marina	RUS	LW6	96	9:44.4 (17)	20:45.0	+6:26.6	<b>19:55.2</b>	270.19	*
18.	17065	120 KARLSEN Marie	NOR	LW9	90	9:45.1 (18)	22:16.2	+7:00.5	<b>20:02.6</b>	275.57	*
19.	19502	115 MAZURENKO Yelena	KAZ	LW6	96	14:11.1 (19)	30:44.6	+16:26.2	<b>29:30.8</b>	689.26	*

World Cup points result limit (130%):

**17:51.3**

Weather / Visibility	Snow	Temperature		Competitors				
		Air	Snow	Entries	Ranked	DNS	DNF	DSQ
Cloudy, snowing	Artificial	1°C		19	19	0	0	0

### IPC Technical Delegate

**Len Apedaile  
(CAN)**

#### NOTE

All times except 'Real Time' and 'Delta' are calculated times. Calculated time is the real time multiplied by the athlete's percentage.

#### LEGEND

IPC - International Paralympic Committee  
Delta - Real time behind first ranked  
DSQ - Disqualified

TD - Technical Delegate  
DNS - Did not start

NPC - National Paralympic Committee  
DNF - Did not finish