



Steinach am Brenner 2022 WPAS NC, GBR

Giant Slalom (Women)

Official ranking



COMPETITION JURY

TECHNICAL DELEGATE	Menestrina Daniel	(ITA)
WPAS RACE DIR.	Skutelj-Svetic Anja	(IPC)
CHIEF OF RACE	Trayner Paul	(GBR)
REFEREE	Teitsma Falco	(NED)

WEATHER

CONDITIONS	SUNNY
SNOW	COMPACT
AIR TEMPERATURE	-4,0 °C

Run 1

COURSESETTER	MacBain Scott	(GBR)
FORERUNNERS	- A - Smith Gary	(GBR)
COURSE	Nösslachjoch 2	
START	2015 m	
FINISH	1647 m	
DROP	368 m	
HOMOLOGATION	12765/03/18	
GATES	46	
DIRECTIONS	41	
STARTING TIME	10:00	

Run 2

FORERUNNERS	- A - Blattmann Hans	(NOR)
	Smith Gary	(GBR)
COURSE	Nösslachjoch 2	
START	2015 m	
FINISH	1647 m	
DROP	368 m	
HOMOLOGATION	12765/03/18	
GATES	46	
DIRECTIONS	42	
STARTING TIME	13:15	

APPLIED PENALTY: 10,00

CALCULATED PENALTY: 4,56

F = 870

Number of competitors: 26, Number of NSA: 13

Rnk	Bib	Name	Guide	SpCl	Nat	Run 1 H Rnk	Run 2 H Rnk	Time H	Gap H	Points
-----	-----	------	-------	------	-----	-------------	-------------	--------	-------	--------

Women / Vision Impaired

1	2	FITZPATRICK Menna	Guest Katie	B2		1:10.85 (1)	1:14.08 (1)	2:24.93		132,59
2	7	CHOI Sara	Kim Yooseong	B2		1:14.38 (3)	1:15.84 (2)	2:30.22	5.29	168,82
3	1	KNIGHT Millie	Wild Brett	B2		1:13.34 (2)	1:17.25 (3)	2:30.59	5.66	171,36
4	3	BENNINK Maaïke	Klaveren van Dennis	B2		1:16.72 (4)	1:17.83 (4)	2:34.55	9.62	198,48
5	4	LE BON Linda	Couquelet Pierre	B2		1:17.16 (5)	1:19.07 (5)	2:36.23	11.30	209,98
6	5	THAL Isabell	Huebner Monica	B3		1:17.23 (6)	1:19.63 (6)	2:36.86	11.93	214,30
7	6	GRUBE Luisa	Staubitzer Benedikt	B2		1:21.36 (7)	1:22.67 (7)	2:44.03	19.10	263,40
8	8	VADSETH Hanne	Hansen Marte	B3		1:23.25 (8)	1:23.84 (8)	2:47.09	22.16	284,36

Women / Standing

1	10	ZHANG Mengqiu		LW9-1		1:03.09 (1)	1:03.94 (1)	2:07.03		10,00
2	9	VORONCHIKHINA Varvara		LW6/8-2		1:05.99 (2)	1:07.45 (2)	2:13.44	6.41	53,90
3	13	JOECHL Eva-Maria		LW6/8-1		1:13.23 (3)	1:13.29 (3)	2:26.52	19.49	143,48
4	14	PETIT Claire		LW2		1:13.51 (4)	1:16.27 (5)	2:29.78	22.75	165,81
5	12	HONDO Ammi		LW6/8-2		1:14.76 (5)	1:15.14 (4)	2:29.90	22.87	166,63
6	11	KAMIYAMA Noriko		LW9-2		1:17.50 (6)	1:18.81 (6)	2:36.31	29.28	210,53
7	15	ISHCHENKO Daria		LW6/8-2		1:18.07 (7)	1:20.71 (7)	2:38.78	31.75	227,45
8	16	GASKOVA Vanesa		LW5/7-1		1:19.36 (8)	1:27.14 (8)	2:46.50	39.47	280,32
9	20	FUERSTALLER Andrea		LW2		1:26.51 (10)	1:32.21 (9)	2:58.72	51.69	364,01
10	18	KAZAZIC Ilma		LW3		1:45.84 (11)	1:45.86 (10)	3:31.70	1:24.67	589,89

Did Not Start - Run 1 (1)

17 ALBISSER Silvia

LW4



Did Not Finish - Run 2 (1)

19 HAVRILLOVA Laura

LW6/8-2



Rnk	Bib	Name	Guide	SpCl	Nat	Run 1 H Rnk	Run 2 H Rnk	Time H	Gap H	Points
-----	-----	------	-------	------	-----	-------------	-------------	--------	-------	--------

Women / Sitting

1	21	MURAOKA Momoka		LW10-2		1:06.65 (1)	1:08.99 (1)	2:15.64		68,97
2	23	BROWNLEE Shona		LW12-2		1:18.97 (2)	1:25.33 (2)	2:44.30	28.66	265,25
3	24	HARADA Norika		LW12-1		1:25.74 (3)	1:26.45 (3)	2:52.19	36.55	319,29
4	26	BOEKHOUD Tess		LW12-1		1:39.56 (5)	1:39.84 (4)	3:19.40	1:03.76	505,65

Disqualified - Run 1 (1)

22	VAN BERGEN Barbara		LW11						Gate 38	
----	--------------------	--	------	---	--	--	--	--	---------	--

Did Not Finish - Run 2 (1)

25	KISHIMOTO Aika		LW11							
----	----------------	--	------	---	--	--	--	--	--	--

RECAP	1st RUN	2nd RUN	
Records:			26
Did Not Start:	1	0	1
NOT PERMITTED TO START:	0	0	0
Did Not Finish:	0	2	2
Disqualified:	1	0	1

At Finish: 22

Technical Delegate: #851 Daniel Menestrina



Steinach am Brenner 2022 WPAS NC, GBR

Giant Slalom

Penalty calculation - Women



Rnk	Bib	Name	Nat	Category	SpCl	Points	Best 5	Race points
Best 10 at finish								
1	10	ZHANG Mengqiu		Standing	LW9-1	43,60	43,60	0,00
2	9	VORONCHIKHINA Varvara		Standing	LW6/8-2	8,40	8,40	43,90
3	21	MURAOKA Momoka		Sitting	LW10-2	50,00	50,00	58,97
4	2	FITZPATRICK Menna		Vision Impaired	B2	72,84	72,84	122,59
5	13	JOECHL Eva-Maria		Standing	LW6/8-1	134,57	-	-
6	14	PETIT Claire		Standing	LW2	163,77	-	-
7	12	HONDO Ammi		Standing	LW6/8-2	121,72	-	-
8	7	CHOI Sara		Vision Impaired	B2	203,72	-	-
9	1	KNIGHT Millie		Vision Impaired	B2	41,38	41,38	161,36
10	3	BENNINK Maaike		Vision Impaired	B2	167,20	-	-

Best 5 at start

2	9	VORONCHIKHINA Varvara		Standing	LW6/8-2	8,40		
9	1	KNIGHT Millie		Vision Impaired	B2	41,38		
1	10	ZHANG Mengqiu		Standing	LW9-1	43,60		
3	21	MURAOKA Momoka		Sitting	LW10-2	50,00		
4	2	FITZPATRICK Menna		Vision Impaired	B2	72,84		

(DNF: Did Not Finish, DSQ: Disqualified)

TOTAL

(B) List points of best 5 at start	216,22	
(A) List points of the best 5 to finish in top 10		216,22
(C) Race points of corresponding competitors		386,82
Calculated penalty (A + B - C) = 45,62 / 10	4,56	
Correction value (Z)	0,00	
Category adder	5,00	
Applied penalty	(9,56)	10,00

Technical Delegate: #851 Daniel Menestrina





Steinach am Brenner 2022 WPAS NC, GBR

Giant Slalom



Run1 analysis-Hdcp/NetTime

NetTime

Bib	Rnk	Name	Nat	Sec.1 H (Rnk)	Sec.2 H (Rnk)	Time H	Gap H	Sec.1	Sec.2	Time	Gap
-----	-----	------	-----	---------------	---------------	--------	-------	-------	-------	------	-----

Women / Vision Impaired

1	2	KNIGHT Millie		23.35 (2)	49.99 (2)	1:13.34	2.49	26.94	57.65	1:24.59	2.88
2	1	FITZPATRICK Menna		22.75 (1)	48.10 (1)	1:10.85		26.24	55.47	1:21.71	
3	4	BENNINK Maaïke		23.86 (4)	52.86 (5)	1:16.72	5.87	27.52	1:00.96	1:28.48	6.77
4	5	LE BON Linda		24.50 (6)	52.66 (4)	1:17.16	6.31	28.26	1:00.73	1:28.99	7.28
5	6	THAL Isabell		23.79 (3)	53.44 (6)	1:17.23	6.38	26.60	59.72	1:26.32	4.61
6	7	GRUBE Luisa		25.97 (7)	55.39 (7)	1:21.36	10.51	29.96	1:03.88	1:33.84	12.13
7	3	CHOI Sara		23.90 (5)	50.48 (3)	1:14.38	3.53	27.57	58.22	1:25.79	4.08
8	8	VADSETH Hanne		26.04 (8)	57.21 (8)	1:23.25	12.40	29.11	1:03.94	1:33.05	11.34

Women / Standing

9	2	VORONCHIKHINA Varvara		22.08 (2)	43.91 (2)	1:05.99	2.90	22.08	43.91	1:05.99	
10	1	ZHANG Mengqiu		21.09 (1)	42.00 (1)	1:03.09		24.40	48.58	1:12.98	6.99
11	6	KAMIYAMA Noriko		25.08 (7)	52.42 (6)	1:17.50	14.41	27.15	56.74	1:23.89	17.90
12	5	HONDO Ammi		24.24 (5)	50.52 (4)	1:14.76	11.67	24.24	50.52	1:14.76	8.77
13	3	JOEHL Eva-Maria		23.99 (4)	49.24 (3)	1:13.23	10.14	24.86	51.01	1:15.87	9.88
14	4	PETIT Claire		22.88 (3)	50.63 (5)	1:13.51	10.42	26.04	57.61	1:23.65	17.66
15	7	ISHCHENKO Daria		24.86 (6)	53.21 (7)	1:18.07	14.98	24.86	53.21	1:18.07	12.08
16	8	GASKOVA Vanesa		25.79 (8)	53.57 (8)	1:19.36	16.27	27.11	56.30	1:23.41	17.42
17		ALBISSER Silvia						Did Not Start			
18	11	KAZAZIC Ilma		33.76 (11)	1:12.08 (11)	1:45.84	42.75	37.06	1:19.11	1:56.17	50.18
19	9	HAVRILLOVA Laura		25.96 (9)	53.81 (9)	1:19.77	16.68	25.96	53.81	1:19.77	13.78
20	10	FUERSTALLER Andrea		27.19 (10)	59.32 (10)	1:26.51	23.42	30.94	1:07.51	1:38.45	32.46

Women / Sitting

21	1	MURAOKA Momoka		21.03 (1)	45.62 (1)	1:06.65		26.21	56.85	1:23.06	
22		VAN BERGEN Barbara		22.19				Disqualified		27.37	
23	2	BROWNLEE Shona		25.32 (2)	53.65 (2)	1:18.97	12.32	30.10	1:03.77	1:33.87	10.81
24	3	HARADA Norika		26.38 (3)	59.36 (3)	1:25.74	19.09	31.58	1:11.03	1:42.61	19.55
25	4	KISHIMOTO Aika		29.48 (4)	1:04.07 (4)	1:33.55	26.90	36.36	1:19.00	1:55.36	32.30
26	5	BOEKHOUD Tess		30.76 (5)	1:08.80 (5)	1:39.56	32.91	36.82	1:22.33	1:59.15	36.09

Men / Vision Impaired



27	1	SIMPSON Neil		19.85 (1)	42.16 (1)	1:02.01		22.19	47.12	1:09.31	
28	4	WANG Xingdong		21.91 (3)	46.92 (4)	1:08.83	6.82	25.27	54.11	1:19.38	10.07
29	3	HWANG Mingyu		22.45 (4)	45.85 (3)	1:08.30	6.29	25.10	51.24	1:16.34	7.03
30	5	JENSEN Patrick		23.96 (5)	48.09 (5)	1:12.05	10.04	27.64	55.46	1:23.10	13.79
31		LAJTMAN Alex		23.49				Did Not Finish		26.26	
32	6	BLEIKER Marc		26.38 (6)	58.91 (6)	1:25.29	23.28	29.49	1:05.84	1:35.33	26.02
33	2	GOLAS Michal		21.90 (2)	45.30 (2)	1:07.20	5.19	24.48	50.63	1:15.11	5.80



Bit	Rnk	Name	Nat	Sec.1 H (Rnk)	Sec.2 H (Rnk)	Time H	Gap H	Sec.1	Sec.2	Time	Gap
Men / Standing											
34	4	ALYABYEV Alexander		21.77 (8)	43.90 (4)	1:05.67	5.33	21.77	43.90	1:05.67	3.28
35	3	MIKUSHIN Alexey		21.56 (7)	43.75 (3)	1:05.31	4.97	22.34	45.32	1:07.66	5.27
36	1	LIANG Jingyi		20.12 (1)	40.22 (1)	1:00.34		23.28	46.52	1:09.80	7.41
37	2	BUGAEV Aleksei		20.75 (3)	41.64 (2)	1:02.39	2.05	20.75	41.64	1:02.39	
38	7	GLOETZNER Christoph		21.24 (4)	45.20 (8)	1:06.44	6.10	24.18	51.43	1:15.61	13.22
39	5	TAKAHASHI Kohei		21.42 (6)	44.33 (5)	1:05.75	5.41	23.19	47.98	1:11.17	8.78
40	10	KOIKE Gakuta		21.96 (11)	45.38 (9)	1:07.34	7.00	21.96	45.38	1:07.34	4.95
41	6	MISAWA Hiraku		20.74 (2)	45.17 (7)	1:05.91	5.57	23.61	51.39	1:15.00	12.61
42	11	STUUT Jeffrey		21.94 (10)	46.05 (11)	1:07.99	7.65	24.09	50.54	1:14.63	12.24
43	13	O'CALLAGHAN Jonty		23.02 (15)	46.48 (12)	1:09.50	9.16	26.63	53.76	1:20.39	18.00
44	9	SZCZESNY Andrzej		21.36 (5)	45.78 (10)	1:07.14	6.80	24.31	52.09	1:16.40	14.01
45	15	NILSSON GRASTO Marcus		22.63 (14)	48.24 (15)	1:10.87	10.53	23.69	50.50	1:14.19	11.80
46	14	UNTERHOFER David		22.58 (13)	47.75 (14)	1:10.33	9.99	23.40	49.46	1:12.86	10.47
47	12	VASILEV Ivan		22.14 (12)	46.78 (13)	1:08.92	8.58	22.14	46.78	1:08.92	6.53
48	16	ZHEN Qixing		23.50 (16)	49.04 (16)	1:12.54	12.20	24.35	50.80	1:15.15	12.76
49	8	WHITLEY James		21.86 (9)	44.97 (6)	1:06.83	6.49	22.77	46.84	1:09.61	7.22
50	17	LLOYD Chris		23.76 (17)	51.54 (18)	1:15.30	14.96	27.49	59.61	1:27.10	24.71
51		DRAKE Kevin				Did Not Start					
52	20	KATZDOBLER Maximilian		24.94 (19)	54.09 (20)	1:19.03	18.69	28.38	1:01.55	1:29.93	27.54
53	19	ROTACH Ueli		24.06 (18)	53.29 (19)	1:17.35	17.01	26.41	58.49	1:24.90	22.51
54	18	DE MARCO Walter		25.50 (20)	50.57 (17)	1:16.07	15.73	25.50	50.57	1:16.07	13.68
55	22	GORETA Jovica		30.32 (22)	1:12.54 (22)	1:42.86	42.52	31.20	1:14.65	1:45.85	43.46
56	21	MEMIC Nijaz		29.78 (21)	1:06.42 (21)	1:36.20	35.86	30.65	1:08.35	1:39.00	36.61
57		OBERLECHNER Mario		23.89		Did Not Finish		27.19			

Men / Sitting

58	6	SIKORSKI Igor		21.10 (6)	44.50 (6)	1:05.60	6.26	26.02	54.88	1:20.90	9.32
59	1	PEDERSEN Jesper		19.39 (1)	39.95 (1)	59.34		23.92	49.25	1:13.17	1.59
60	7	MEIJER Floris		21.16 (7)	44.78 (7)	1:05.94	6.60	26.37	55.81	1:22.18	10.60
61	2	KAMPSCHREUR Jeroen		19.75 (2)	40.47 (2)	1:00.22	0.88	23.48	48.10	1:11.58	
62		WANG Hui		23.64		Did Not Finish		29.47			
63	4	MORII Taiki		20.64 (4)	43.02 (4)	1:03.66	4.32	25.46	53.04	1:18.50	6.92
64		HAN Sang Min		21.19		Did Not Finish		25.37			
65	3	DE LANGEN Niels		19.98 (3)	42.05 (3)	1:02.03	2.69	23.76	49.98	1:13.74	2.16
66	5	LI Xiang		20.70 (5)	43.30 (5)	1:04.00	4.66	26.69	55.83	1:22.52	10.94
67		TAIT Sam		21.72		Did Not Finish		26.79			
68		GONG Zhaolin				Did Not Finish					
69	10	BAMBOUSEK Pavel		22.89 (11)	48.16 (9)	1:11.05	11.71	27.40	57.63	1:25.03	13.45
70	9	CHRISTEN Pascal		21.77 (8)	48.36 (10)	1:10.13	10.79	27.13	1:00.26	1:27.39	15.81
71	11	YAN Hailing		22.53 (10)	49.08 (11)	1:11.61	12.27	26.79	58.33	1:25.12	13.54
72	12	FUJIWARA Tetsu		22.92 (12)	50.28 (14)	1:13.20	13.86	28.27	1:02.00	1:30.27	18.69
73	13	SLEGG Alex		23.69 (15)	49.53 (12)	1:13.22	13.88	28.36	59.27	1:27.63	16.05
74	14	DRAHOS Petr		24.26 (18)	49.68 (13)	1:13.94	14.60	29.04	59.45	1:28.49	16.91
75	16	JANG Daegyun		23.27 (13)	51.51 (17)	1:14.78	15.44	27.85	1:01.65	1:29.50	17.92
76	15	ACKERMANN Rouven		24.00 (17)	50.31 (16)	1:14.31	14.97	29.91	1:02.70	1:32.61	21.03
77	17	SPEKSNIJDER Thijn		23.67 (14)	51.82 (18)	1:15.49	16.15	28.33	1:02.02	1:30.35	18.77
78		HANLON Josh		23.35		Did Not Finish		27.76			
79	19	SLAASTAD Jostein		23.99 (16)	52.19 (19)	1:16.18	16.84	28.52	1:02.04	1:30.56	18.98

Bit	Rnk	Name	Nat	Sec.1 H (Rnk)	Sec.2 H (Rnk)	Time H	Gap H	Sec.1	Sec.2	Time	Gap
80	8	PLANTEY Enrique		22.00 (9)	44.86 (8)	1:06.86	7.52	27.13	55.32	1:22.45	10.87
81	18	BALCHEN Mangus Valoe		25.27 (19)	50.30 (15)	1:15.57	16.23	30.25	1:00.19	1:30.44	18.86



Steinach am Brenner 2022 WPAS NC, GBR

Giant Slalom

Run2 analysis 2



NetTime

Bib	Rnk	Name	Nat	Sec.1 H (Rnk)	Sec.2 H (Rnk)	Time H	Gap H	Sec.1	Sec.2	Time	Gap
-----	-----	------	-----	---------------	---------------	--------	-------	-------	-------	------	-----

Women / Vision Impaired

1	3	KNIGHT Millie		24.91 (2)	52.34 (3)	1:17.25	3.17	28.73	1:00.37	1:29.10	3.66
2	1	FITZPATRICK Menna		24.22 (1)	49.86 (1)	1:14.08		27.94	57.50	1:25.44	
3	4	BENNINK Maaïke		25.47 (5)	52.36 (4)	1:17.83	3.75	29.38	1:00.38	1:29.76	4.32
4	5	LE BON Linda		26.30 (6)	52.77 (5)	1:19.07	4.99	30.34	1:00.85	1:31.19	5.75
5	6	THAL Isabell		25.21 (3)	54.42 (6)	1:19.63	5.55	28.18	1:00.83	1:29.01	3.57
6	7	GRUBE Luisa		26.53 (7)	56.14 (8)	1:22.67	8.59	30.60	1:04.75	1:35.35	9.91
7	2	CHOI Sara		25.24 (4)	50.60 (2)	1:15.84	1.76	29.12	58.35	1:27.47	2.03
8	8	VADSETH Hanne		27.76 (8)	56.08 (7)	1:23.84	9.76	31.03	1:02.68	1:33.71	8.27

Women / Standing

9	2	VORONCHIKHINA Varvara		22.68 (2)	44.77 (2)	1:07.45	3.51	22.68	44.77	1:07.45	
10	1	ZHANG Mengqiu		21.03 (1)	42.91 (1)	1:03.94		24.33	49.63	1:13.96	6.51
11	6	KAMIYAMA Noriko		26.14 (6)	52.67 (6)	1:18.81	14.87	28.30	57.01	1:25.31	17.86
12	4	HONDO Ammi		25.51 (5)	49.63 (4)	1:15.14	11.20	25.51	49.63	1:15.14	7.69
13	3	JOEHL Eva-Maria		24.53 (3)	48.76 (3)	1:13.29	9.35	25.42	50.51	1:15.93	8.48
14	5	PETIT Claire		25.39 (4)	50.88 (5)	1:16.27	12.33	28.90	57.90	1:26.80	19.35
15	7	ISHCHENKO Daria		27.30 (8)	53.41 (7)	1:20.71	16.77	27.30	53.41	1:20.71	13.26
16	8	GASKOVA Vanesa		27.16 (7)	59.98 (8)	1:27.14	23.20	28.55	1:03.04	1:31.59	24.14
17		ALBISSER Silvia									
18	10	KAZAZIC Ilma		34.96 (10)	1:10.90 (10)	1:45.86	41.92	38.38	1:17.82	1:56.20	48.75
19		HAVRILLOVA Laura		26.37				26.37			
20	9	FUERSTALLER Andrea		30.73 (9)	1:01.48 (9)	1:32.21	28.27	34.97	1:09.96	1:44.93	37.48

Women / Sitting

21	1	MURAOKA Momoka		23.77 (1)	45.22 (1)	1:08.99		29.62	56.35	1:25.97	
22		VAN BERGEN Barbara									
23	2	BROWNLEE Shona		28.20 (2)	57.13 (2)	1:25.33	16.34	33.53	1:07.90	1:41.43	15.46
24	3	HARADA Norika		28.46 (3)	57.99 (3)	1:26.45	17.46	34.06	1:09.40	1:43.46	17.49
25		KISHIMOTO Aika		31.41				38.74			
26	4	BOEKHOUD Tess		33.42 (4)	1:06.42 (4)	1:39.84	30.85	40.00	1:19.49	1:59.49	33.52

Men / Vision Impaired



27	1	SIMPSON Neil		21.12 (1)	43.68 (1)	1:04.80		23.61	48.82	1:12.43	
28	4	WANG Xingdong		23.65 (5)	45.87 (4)	1:09.52	4.72	27.28	52.90	1:20.18	7.75
29	3	HWANG Mingyu		23.09 (3)	45.49 (3)	1:08.58	3.78	25.81	50.85	1:16.66	4.23
30	5	JENSEN Patrick		23.47 (4)	48.33 (5)	1:11.80	7.00	27.07	55.74	1:22.81	10.38
31		LAJTMAN Alex									
32	6	BLEIKER Marc		27.44 (6)	58.49 (6)	1:25.93	21.13	30.68	1:05.37	1:36.05	23.62
33	2	GOLAS Michal		22.17 (2)	44.19 (2)	1:06.36	1.56	24.79	49.39	1:14.18	1.75



Blk	Rnk	Name	Nat	Sec.1 H (Rnk)	Sec.2 H (Rnk)	Time H	Gap H	Sec.1	Sec.2	Time	Gap
Men / Standing											
34	4	ALYABYEV Alexander		23.04 (5)	45.11 (4)	1:08.15	6.86	23.04	45.11	1:08.15	3.95
35	3	MIKUSHIN Alexey		22.88 (4)	44.14 (3)	1:07.02	5.73	23.71	45.72	1:09.43	5.23
36	1	LIANG Jingyi		21.05 (1)	40.24 (1)	1:01.29		24.35	46.54	1:10.89	6.69
37	2	BUGAEV Aleksei		22.05 (2)	42.15 (2)	1:04.20	2.91	22.05	42.15	1:04.20	
38		GLOETZNER Christoph		22.68		Did Not Finish		25.81			
39		TAKAHASHI Kohei		22.65		Did Not Finish		24.52			
40	6	KOIKE Gakuta		23.50 (7)	45.20 (5)	1:08.70	7.41	23.50	45.20	1:08.70	4.50
41	5	MISAWA Hiraku		22.31 (3)	45.91 (7)	1:08.22	6.93	25.39	52.24	1:17.63	13.43
42		STUUT Jeffrey		23.95		Did Not Finish		26.29			
43		O'CALLAGHAN Jonty				Did Not Finish					
44		SZCZESNY Andrzej				Did Not Finish					
45	10	NILSSON GRASTO Marcus		23.97 (10)	47.69 (10)	1:11.66	10.37	25.10	49.92	1:15.02	10.82
46	8	UNTERHOFER David		23.92 (9)	47.02 (9)	1:10.94	9.65	24.78	48.72	1:13.50	9.30
47	9	VASILEV Ivan		23.74 (8)	47.86 (11)	1:11.60	10.31	23.74	47.86	1:11.60	7.40
48	11	ZHEN Qixing		25.03 (11)	46.91 (8)	1:11.94	10.65	25.94	48.59	1:14.53	10.33
49	7	WHITLEY James		23.35 (6)	45.70 (6)	1:09.05	7.76	24.33	47.60	1:11.93	7.73
50	12	LLOYD Chris		25.15 (12)	50.84 (12)	1:15.99	14.70	29.10	58.80	1:27.90	23.70
51		DRAKE Kevin									
52	15	KATZDOBLER Maximilian		26.90 (14)	53.68 (14)	1:20.58	19.29	30.61	1:01.09	1:31.70	27.50
53	13	ROTACH Ueli		25.58 (13)	53.74 (15)	1:19.32	18.03	28.08	58.98	1:27.06	22.86
54	14	DE MARCO Walter		27.04 (15)	53.21 (13)	1:20.25	18.96	27.04	53.21	1:20.25	16.05
55	17	GORETA Jovica		32.75 (17)	1:11.29 (17)	1:44.04	42.75	33.71	1:13.35	1:47.06	42.86
56	16	MEMIC Nijaz		31.22 (16)	1:07.21 (16)	1:38.43	37.14	32.13	1:09.16	1:41.29	37.09
57		OBERLECHNER Mario									

Men / Sitting

58	8	SIKORSKI Igor		22.52 (7)	45.72 (8)	1:08.24	6.45	27.78	56.37	1:24.15	9.95
59	1	PEDERSEN Jesper		20.56 (1)	41.23 (1)	1:01.79		25.36	50.83	1:16.19	1.99
60	7	MEIJER Floris		23.07 (8)	44.55 (6)	1:07.62	5.83	28.75	55.52	1:24.27	10.07
61	2	KAMPSCHEUR Jeroen		20.98 (2)	41.44 (2)	1:02.42	0.63	24.94	49.26	1:14.20	
62		WANG Hui									
63	3	MORII Taiki		21.41 (3)	43.44 (4)	1:04.85	3.06	26.41	53.56	1:19.97	5.77
64		HAN Sang Min									
65	4	DE LANGEN Niels		21.78 (4)	43.10 (3)	1:04.88	3.09	25.89	51.23	1:17.12	2.92
66	6	LI Xiang		22.27 (5)	44.79 (7)	1:07.06	5.27	28.72	57.75	1:26.47	12.27
67		TAIT Sam									
68		GONG Zhaolin									
69		BAMBOUSEK Pavel		23.43		Did Not Finish		28.04			
70	9	CHRISTEN Pascal		23.26 (9)	47.67 (9)	1:10.93	9.14	28.99	59.40	1:28.39	14.19
71	15	YAN Hailing		24.00 (10)	55.18 (15)	1:19.18	17.39	28.53	1:05.59	1:34.12	19.92
72		FUJIWARA Tetsu		24.40		Did Not Finish		30.09			
73	13	SLEGG Alex		25.37 (15)	49.63 (11)	1:15.00	13.21	30.37	59.39	1:29.76	15.56
74	10	DRAHOS Petr		24.66 (12)	49.19 (10)	1:13.85	12.06	29.52	58.86	1:28.38	14.18
75	14	JANG Daegyun		24.96 (14)	50.44 (14)	1:15.40	13.61	29.88	1:00.36	1:30.24	16.04
76	12	ACKERMANN Rouven		24.93 (13)	49.86 (12)	1:14.79	13.00	31.07	1:02.13	1:33.20	19.00
77	11	SPEKSNIJDER Thijn		24.16 (11)	49.94 (13)	1:14.10	12.31	28.92	59.77	1:28.69	14.49
78		HANLON Josh									
79	16	SLAASTAD Jostein		25.42 (16)	57.60 (16)	1:23.02	21.23	30.22	1:08.47	1:38.69	24.49

Bit	Rnk	Name	Nat	Sec.1 H (Rnk)	Sec.2 H (Rnk)	Time H	Gap H	Sec.1	Sec.2	Time	Gap
80	5	PLANTEY Enrique		22.37 (6)	43.96 (5)	1:06.33	4.54	27.59	54.21	1:21.80	7.60
81		BALCHEN Mangus Valoe		23.92		Disqualified		28.63			