



# Steinach am Brenner 2022 WPAS NC, GBR



## Super-G (Men) Official ranking

### COMPETITION JURY

TECHNICAL DELEGATE	Mwnestrina Daniel	(ITA)
WPAS RACE DIR.	Skutelj-Svetic Anja	(IPC)
CHIEF OF RACE	Trayner Paul	(GBR)
REFEREE	Blattmann Hans	(NOR)
ASSISTANT REFEREE	Ryding Jo	(GBR)

### WEATHER

CONDITIONS	CLEAR
SNOW	COMPACT
AIR TEMPERATURE	1,0 °C

COURSESETTER	Pearl Ryan	(AUS)
FORERUNNERS	- A - Davies Alex	(GBR)
	- B - Smith Gary	(GBR)
COURSE	Nösslachjoch 2	
START	2019 m	
FINISH	1647 m	
DROP	372 m	
HOMOLOGATION	12764/03/18	
GATES	32	
DIRECTIONS	29	
STARTING TIME	10:15	

APPLIED PENALTY: 29,95      CALCULATED PENALTY: 24,95      F = 1060  
Number of competitors: 75, Number of NSA: 19

Rnk	Bib	Name	Guide	SpCl	Nat	Time H	Gap H	Points
-----	-----	------	-------	------	-----	--------	-------	--------

### Men / Vision Impaired

1	25	SIMPSON Neil	Simpson Andrew	B3		58.57		60,87
2	27	GOLAS Michal	Walas Kacper	B3		1:03.94	5.37	160,89
3	24	HWANG Mingyu	Kim Yooseong	B3		1:05.82	7.25	195,91
4	23	JENSEN Patrick	Hodgson Amelia	B2		1:07.48	8.91	226,83
5	22	WANG Xingdong	Chen Zhicheng	B2		1:15.61	17.04	378,25
6	26	LAJTMAN Alex	Ertlova Monika	B3		1:16.66	18.09	397,81

### Men / Standing

1	33	LIANG Jingyi		LW9-1		59.00		68,88
2	34	BUGAEV Aleksei		LW6/8-2		1:00.16	1.16	90,48
3	31	ALYABYEV Alexander		LW6/8-2		1:02.05	3.05	125,69
4	36	TAKAHASHI Kohei		LW9-2		1:02.19	3.19	128,29
5	28	MISAWA Hiraku		LW2		1:02.39	3.39	132,02
6	30	KIIVERI Santeri		LW6/8-1		1:02.62	3.62	136,30
7	32	O'CALLAGHAN Jonty		LW9-1		1:02.71	3.71	137,98
8	35	STUUT Jeffrey		LW3		1:03.92	4.92	160,52
9	40	WHITLEY James		LW5/7-3		1:04.07	5.07	163,31
10	42	UNTERHOFER David		LW6/8-1		1:04.37	5.37	168,90
11	49	SZCZESNY Andrzej		LW2		1:04.55	5.55	172,25
12	38	ZHEN Qixing		LW6/8-1		1:04.57	5.57	172,62
13	44	GLOETZNER Christoph		LW2		1:05.91	6.91	197,58
14	45	MAZI Remi		LW6/8-2		1:08.00	9.00	236,51
15	39	KOIKE Gakuta		LW6/8-2		1:08.05	9.05	237,44
16	48	DE MARCO Walter		LW6/8-2		1:08.41	9.41	244,15
17	47	LLOYD Chris		LW9-1		1:10.17	11.17	276,93
18	46	DRAKE Kevin		LW4		1:11.13	12.13	294,81
19	43	ROTACH Ueli		LW3		1:11.28	12.28	297,60



Rnk	Bib	Name	Guide	SpCl	Nat	Time H	Gap H	Points
Did Not Start (1)								
	37	MCKENZIE Tyler		LW6/8-1				
Did Not Finish (3)								
	29	MIKUSHIN Alexey		LW6/8-1				
	41	NILSSON GRASTO Marcus		LW5/7-2				
	50	VASILEV Ivan		LW6/8-2				

**Men / Sitting**

1	55	PEDERSEN Jesper		LW11		56.91		29,95
2	57	MORII Taiki		LW11		57.85	0.94	47,46
3	56	KAMPSCHREUR Jeroen		LW12-2		59.76	2.85	83,03
4	51	SIKORSKI Igor		LW11		1:00.38	3.47	94,58
5	59	DE LANGEN Niels		LW12-2		1:00.68	3.77	100,17
6	58	MEIJER Floris		LW10-2		1:01.58	4.67	116,93
7	52	LI Xiang		LW10-1		1:01.79	4.88	120,84
8	61	TAIT Sam		LW11		1:02.98	6.07	143,01
9	70	BALCHEN Mangus Valoe		LW12-1		1:07.15	10.24	220,68
10	63	YAN Hailing		LW12-2		1:07.19	10.28	221,42
11	68	FUJIWARA Tetsu		LW11		1:07.22	10.31	221,98
12	66	DRAHOS Petr		LW12-1		1:08.50	11.59	245,82
13	62	HAN Sang Min		LW12-1		1:08.70	11.79	249,55
14	65	SLEGG Alex		LW12-1		1:08.77	11.86	250,85
15	74	SLAASTAD Jostein		LW12-2		1:08.81	11.90	251,60
16	73	ACKERMANN Rouven		LW10-2		1:11.97	15.06	310,46
17	53	WANG Hui		LW10-2		1:12.24	15.33	315,49

Did Not Start (1)

	72	RABL Roman		LW12-1				
--	----	------------	--	--------	--	--	--	--

Did Not Finish (7)

	54	GONG Zhaolin		LW10-2				
	60	BAMBOUSEK Pavel		LW12-1				
	64	CHRISTEN Pascal		LW10-2				
	67	HANLON Josh		LW12-2				
	69	JANG Daegyun		LW12-1				
	71	SPEKSNIJDER Thijn		LW12-1				
	75	PLANTEY Enrique		LW11				

**RECAP**

Records:	54
Did Not Start:	2
NOT PERMITTED TO START:	0
Did Not Finish:	10
Disqualified:	0
Did Not Qualify for 2nd RUN:	

Technical Delegate: #851 Daniel Menestrina



# Steinach am Brenner 2022 WPAS NC, GBR



## Super-G

### Run analysis-Hdcp/NetTime

Bib	Rnk	Name	Nat	Sec.1 H (Rnk)	Sec.2 H (Rnk)	Time H	Gap H	Sec.1	Sec.2	Time	Gap
-----	-----	------	-----	---------------	---------------	--------	-------	-------	-------	------	-----

#### Men / Vision Impaired

22	5	WANG Xingdong		30.06 (5)	45.55 (5)	<b>1:15.61</b>	17.04	34.46	52.21	1:26.67	21.48
23	4	JENSEN Patrick		28.93 (4)	38.55 (4)	<b>1:07.48</b>	8.91	33.17	44.19	1:17.36	12.17
24	3	HWANG Mingyu		27.49 (3)	38.33 (3)	<b>1:05.82</b>	7.25	30.60	42.66	1:13.26	8.07
25	1	SIMPSON Neil		24.02 (1)	34.55 (1)	<b>58.57</b>		26.74	38.45	1:05.19	
26	6	LAJTMAN Alex		30.69 (6)	45.97 (6)	<b>1:16.66</b>	18.09	34.16	51.16	1:25.32	20.13
27	2	GOLAS Michal		26.18 (2)	37.76 (2)	<b>1:03.94</b>	5.37	29.14	42.03	1:11.17	5.98












#### Men / Standing

28	5	MISAWA Hiraku		25.83 (3)	36.56 (7)	<b>1:02.39</b>	3.39	28.49	40.31	1:08.80	8.64
29		MIKUSHIN Alexey								Did Not Finish	
30	6	KIIVERI Santeri		26.22 (4)	36.40 (5)	<b>1:02.62</b>	3.62	26.75	37.12	1:03.87	3.71
31	3	ALYABYEV Alexander		26.31 (7)	35.74 (3)	<b>1:02.05</b>	3.05	26.31	35.74	1:02.05	1.89
32	7	O'CALLAGHAN Jonty		26.29 (6)	36.42 (6)	<b>1:02.71</b>	3.71	29.81	41.29	1:11.10	10.94
33	1	LIANG Jingyi		24.70 (1)	34.30 (1)	<b>59.00</b>		28.01	38.88	1:06.89	6.73
34	2	BUGAEV Aleksei		25.40 (2)	34.76 (2)	<b>1:00.16</b>	1.16	25.40	34.76	1:00.16	
35	8	STUUT Jeffrey		26.25 (5)	37.67 (12)	<b>1:03.92</b>	4.92	28.44	40.80	1:09.24	9.08
36	4	TAKAHASHI Kohei		26.42 (8)	35.77 (4)	<b>1:02.19</b>	3.19	28.27	38.26	1:06.53	6.37
37		MCKENZIE Tyler								Did Not Start	
38	12	ZHEN Qixing		27.50 (13)	37.07 (9)	<b>1:04.57</b>	5.57	28.05	37.81	1:05.86	5.70
39	15	KOIKE Gakuta		27.66 (14)	40.39 (16)	<b>1:08.05</b>	9.05	27.66	40.39	1:08.05	7.89
40	9	WHITLEY James		27.31 (12)	36.76 (8)	<b>1:04.07</b>	5.07	27.98	37.65	1:05.63	5.47
41		NILSSON GRASTO Marcus								Did Not Finish	
42	10	UNTERHOFER David		27.25 (11)	37.12 (10)	<b>1:04.37</b>	5.37	27.80	37.86	1:05.66	5.50
43	19	ROTACH Ueli		29.79 (19)	41.49 (17)	<b>1:11.28</b>	12.28	32.27	44.94	1:17.21	17.05
44	13	GLOETZNER Christoph		27.24 (10)	38.67 (13)	<b>1:05.91</b>	6.91	30.04	42.64	1:12.68	12.52
45	14	MAZI Remi		28.24 (15)	39.76 (15)	<b>1:08.00</b>	9.00	28.24	39.76	1:08.00	7.84
46	18	DRAKE Kevin		29.40 (18)	41.73 (19)	<b>1:11.13</b>	12.13	30.00	42.58	1:12.58	12.42
47	17	LLOYD Chris		28.46 (16)	41.71 (18)	<b>1:10.17</b>	11.17	32.27	47.29	1:19.56	19.40
48	16	DE MARCO Walter		28.99 (17)	39.42 (14)	<b>1:08.41</b>	9.41	28.99	39.42	1:08.41	8.25
49	11	SZCZESNY Andrzej		26.90 (9)	37.65 (11)	<b>1:04.55</b>	5.55	29.67	41.51	1:11.18	11.02
50		VASILEV Ivan								Did Not Finish	

#### Men / Sitting

51	4	SIKORSKI Igor		25.79 (5)	34.59 (4)	<b>1:00.38</b>	3.47	30.39	40.75	1:11.14	4.09
52	7	LI Xiang		25.85 (6)	35.94 (6)	<b>1:01.79</b>	4.88	31.34	43.56	1:14.90	7.85
53	17	WANG Hui		28.58 (14)	43.66 (17)	<b>1:12.24</b>	15.33	34.08	52.04	1:26.12	19.07
54		GONG Zhaolin		25.04					29.85		
55	1	PEDERSEN Jesper		24.15 (1)	32.76 (1)	<b>56.91</b>		28.46	38.59	1:07.05	
56	3	KAMPSCHEUR Jeroen		25.39 (3)	34.37 (3)	<b>59.76</b>	2.85	29.23	39.57	1:08.80	1.75
57	2	MORII Taiki		24.32 (2)	33.53 (2)	<b>57.85</b>	0.94	28.66	39.50	1:08.16	1.11
58	6	MEIJER Floris		25.64 (4)	35.94 (6)	<b>1:01.58</b>	4.67	30.57	42.84	1:13.41	6.36
59	5	DE LANGEN Niels		25.86 (7)	34.82 (5)	<b>1:00.68</b>	3.77	29.77	40.09	1:09.86	2.81
60		BAMBOUSEK Pavel		26.69					30.76		



Bit	Rnk	Name	Nat	Sec.1 H (Rnk)	Sec.2 H (Rnk)	Time H	Gap H	Sec.1	Sec.2	Time	Gap
61	8	TAIT Sam		26.88 (8)	36.10 (8)	<b>1:02.98</b>	6.07	31.68	42.53	1:14.21	7.16
62	13	HAN Sang Min		29.54 (16)	39.16 (10)	<b>1:08.70</b>	11.79	34.04	45.12	1:19.16	12.11
63	10	YAN Hailing		28.03 (10)	39.16 (10)	<b>1:07.19</b>	10.28	32.27	45.08	1:17.35	10.30
64		CHRISTEN Pascal		25.20		Did Not Finish		30.04			
65	14	SLEGG Alex		29.53 (15)	39.24 (12)	<b>1:08.77</b>	11.86	34.03	45.21	1:19.24	12.19
66	12	DRAHOS Petr		28.47 (13)	40.03 (14)	<b>1:08.50</b>	11.59	32.81	46.12	1:18.93	11.88
67		HANLON Josh		27.24		Did Not Finish		31.36			
68	11	FUJIWARA Tetsu		28.43 (12)	38.79 (9)	<b>1:07.22</b>	10.31	33.50	45.70	1:19.20	12.15
69		JANG Daegyun		33.70		Did Not Finish		38.83			
70	9	BALCHEN Mangus Valoe		27.16 (9)	39.99 (13)	<b>1:07.15</b>	10.24	31.30	46.08	1:17.38	10.33
71		SPEKSNIJDER Thijn		26.90		Did Not Finish		31.00			
72		RABL Roman				Did Not Start					
73	16	ACKERMANN Rouven		29.81 (17)	42.16 (16)	<b>1:11.97</b>	15.06	35.54	50.26	1:25.80	18.75
74	15	SLAASTAD Jostein		28.25 (11)	40.56 (15)	<b>1:08.81</b>	11.90	32.52	46.70	1:19.22	12.17
75		PLANTEY Enrique		26.22		Did Not Finish		30.90			



# Steinach am Brenner 2022 WPAS NC, GBR

## Super-G

### Penalty calculation - Men



Rnk	Bib	Name	Nat	Category	SpCl	Points	Best 5	Race points
Best 10 at finish								
1	55	PEDERSEN Jesper		Sitting	LW11	29,19	29,19	0,00
2	57	MORII Taiki		Sitting	LW11	37,60	37,60	17,51
3	25	SIMPSON Neil		Vision Impaired	B3	-,--	-	-
4	33	LIANG Jingyi		Standing	LW9-1	52,01	52,01	38,93
5	56	KAMPSCHREUR Jeroen		Sitting	LW12-2	49,80	49,80	53,08
6	34	BUGAEV Aleksei		Standing	LW6/8-2	45,68	45,68	60,53
7	51	SIKORSKI Igor		Sitting	LW11	72,82	-	-
8	59	DE LANGEN Niels		Sitting	LW12-2	79,18	-	-
9	58	MEIJER Floris		Sitting	LW10-2	77,86	-	-
10	52	LI Xiang		Sitting	LW10-1	54,11	-	-

#### Best 5 at start

1	55	PEDERSEN Jesper		Sitting	LW11	29,19		
2	57	MORII Taiki		Sitting	LW11	37,60		
15	32	O'CALLAGHAN Jonty		Standing	LW9-1	43,03		
6	34	BUGAEV Aleksei		Standing	LW6/8-2	45,68		
5	56	KAMPSCHREUR Jeroen		Sitting	LW12-2	49,80		

(DNF: Did Not Finish, DSQ: Disqualified)

#### TOTAL

(B) List points of best 5 at start	205,30	
(A) List points of the best 5 to finish in top 10		214,28
(C) Race points of corresponding competitors		170,05
Calculated penalty (A + B - C) = 249,53 / 10	24,95	
Correction value (Z)	0,00	
Category adder	5,00	
Applied penalty	29,95	

Technical Delegate: #851 Daniel Menestrina

