

# Lillehammer 2021 World Para Snow Sports Championships

## Super-G (Women)

### Official ranking

#### COMPETITION JURY

TECHNICAL DELEGATE	Menestrina Daniel	(ITA)
WPAS RACE DIR.	Skutelj Anja	(IPC)
CHIEF OF RACE	Tande Osten	(NOR)
REFEREE	Labrie J.S.	(CAN)
ASSISTANT REFEREE	Teitsma F.	(NED)

#### WEATHER

CONDITIONS	Cloudfy
SNOW	Compact
AIR TEMPERATURE	-3,0 °C

COURSESETTER	Gutenbrunner M.	(AUT)
FORERUNNERS	- A - Daae Thomas	(NOR)
	- B - Berg Elise	(NOR)
	- C - Aubert Gilbert	(NOR)
	- D - Kindem Kaspar	(NOR)






COURSE	Olympia-loypa
START	725 m
FINISH	270 m
DROP	455 m
LENGTH	1720 m
HOMOLOGATION	13762/11/20
GATES	34
DIRECTIONS	30
STARTING TIME	11:00

APPLIED PENALTY: 0,00      CALCULATED PENALTY: 1,38  
 Number of competitors: 92, Number of NSA: 23











F = 1060

Rnk	Bib	Name	Guide	SpCl	Nat	Time H	Gap H	Points
-----	-----	------	-------	------	-----	--------	-------	--------

#### Women / Vision Impaired

1	1	FARKASOVA Henrieta	Cerven Michal	B3	SVK 	1:11.80		8,48
2	4	LE BON Linda	Couquelet Pierre	B2	BEL 	1:23.99	12.19	189,89
3	2	KNIGHT Millie	Wild Brett	B2	GBR 	1:24.02	12.22	190,33
4	5	CHOI Sara	Kim Yooseong	B2	KOR 	1:26.35	14.55	225,01
5	3	FITZPATRICK Menna	Gary Smith	B2	GBR 	1:27.25	15.45	238,40



#### Women / Standing

1	6	VORONCHIKHINA Varvara		LW6/8-2	RPC 	1:11.23		0,00
2	14	JEPSEN Mollie		LW6/8-2	CAN 	1:11.68	0.45	6,70
3	9	BOCHET Marie		LW6/8-2	FRA 	1:11.80	0.57	8,48
4	7	ROTHFUSS Andrea		LW6/8-2	GER 	1:15.99	4.76	70,84
5	10	HONDO Ammi		LW6/8-2	JPN 	1:16.55	5.32	79,17
6	13	RIEDER Anna-Maria		LW9-1	GER 	1:18.07	6.84	101,79
7	18	PETIT Claire		LW2	NED 	1:20.31	9.08	135,12
8	15	SMARZOVA Petra		LW6/8-2	SVK 	1:24.06	12.83	190,93
9	16	VALEANU Laura		LW4	ROU 	1:27.94	16.71	248,67
10	17	JOHNSON Allie		LW6/8-1	USA 	1:31.19	19.96	297,03

Did Not Finish (3)

	8	RAMSAY Alana		LW9-2	CAN 			
	11	GOSSELIN Michaela		LW6/8-1	CAN 			
	12	TURGEON Frederique		LW2	CAN 			

Lillehammer 2021 World Para Snow Sports Championships  
Super-G (Women)  
Official ranking

Rnk	Bib	Name	Guide	SpCl	Nat	Time H	Gap H	Points
<b>Women / Sitting</b>								
1	21	FORSTER Anna-Lena		LW12-1	GER 	1:19.91		129,17
2	22	BROWNLEE Shona		LW12-2	GBR 	1:37.45	17.54	390,19

Did Not Finish (3)

19		VAN BERGEN Barbara		LW11	NED 			
20		STEPHENS Laurie		LW12-1	USA 			
23		COMBALUZIER Katie		LW12-1	CAN 			

**RECAP**

Records:	23
Did Not Start:	0
NOT PERMITTED TO START:	0
Did Not Finish:	6
Disqualified:	0
Did Not Qualify for 2nd RUN:	

Technical Delegate: #851 Daniel Menestrina

# Lillehammer 2021 World Para Snow Sports Championships

## Super-G

### Penalty calculation - Women

Rnk	Bib	Name	Nat	Category	SpCl	Points	Best 5	Race points
Best 10 at finish								
1	6	VORONCHIKHINA Varvara	RPC	Standing	LW6/ 8-2	15,11	15,11	0,00
2	14	JEPSEN Mollie	CAN	Standing	LW6/ 8-2	0,00	0,00	6,70
3	9	BOCHET Marie	FRA	Standing	LW6/ 8-2	0,00	0,00	8,48
3	1	FARKASOVA Henrieta	SVK	Vision Impaired	B3	21,08	21,08	8,48
5	7	ROTHFUSS Andrea	GER	Standing	LW6/ 8-2	17,95	17,95	70,84
6	10	HONDO Ammi	JPN	Standing	LW6/ 8-2	23,58	-	-
7	13	RIEDER Anna-Maria	GER	Standing	LW9-1	53,12	-	-
8	21	FORSTER Anna-Lena	GER	Sitting	LW12-1	52,54	-	-
9	18	PETIT Claire	NED	Standing	LW2	181,03	-	-
10	4	LE BON Linda	BEL	Vision Impaired	B2	171,17	-	-

#### Best 5 at start

3	9	BOCHET Marie	FRA	Standing	LW6/ 8-2	0,00		
2	14	JEPSEN Mollie	CAN	Standing	LW6/ 8-2	0,00		
1	6	VORONCHIKHINA Varvara	RPC	Standing	LW6/ 8-2	15,11		
5	7	ROTHFUSS Andrea	GER	Standing	LW6/ 8-2	17,95		
3	1	FARKASOVA Henrieta	SVK	Vision Impaired	B3	21,08		

(DNF: Did Not Finish, DSQ: Disqualified)

#### TOTAL

(B) List points of best 5 at start	54,14	
(A) List points of the best 5 to finish in top 10		54,14
(C) Race points of corresponding competitors		94,50
Calculated penalty (A + B - C) = 13,78 / 10	1,38	
Correction value (Z)	0,00	
Category adder	0,00	
Applied penalty	(1,38)	0,00

Technical Delegate: #851 Daniel Menestrina

# Lillehammer 2021 World Para Snow Sports Championships

## Super-G

### Analysis-Hdcp/ NetTime

### NetTime

Bib	Rnk	Name	SpCl	Sec.1 H (Rnk)	Sec.2 H (Rnk)	Sec.3 H (Rnk)	Time H	Gap H	Sec.1	Sec.2	Sec.3	Time	Gap
<b>Women / Vision Impaired</b>													
1	1	FARKASOVA Henrieta	B3	22.10 (1)	27.53 (1)	22.17 (1)	<b>1:11.80</b>		24.60	30.64	24.68	1:19.92	
2	3	KNIGHT Millie	B2	24.62 (2)	33.39 (4)	26.01 (3)	<b>1:24.02</b>	12.22	28.23	38.27	29.82	1:36.32	16.40
3	5	FITZPATRICK Menna	B2	25.54 (4)	33.14 (2)	28.57 (5)	<b>1:27.25</b>	15.45	29.28	37.99	32.75	1:40.02	20.10
4	2	LE BON Linda	B2	25.77 (5)	33.26 (3)	24.96 (2)	<b>1:23.99</b>	12.19	29.54	38.13	28.61	1:36.28	16.36
5	4	CHOI Sara	B2	25.22 (3)	33.66 (5)	27.47 (4)	<b>1:26.35</b>	14.55	28.91	38.59	31.49	1:38.99	19.07
<b>Women / Standing</b>													
6	1	VORONCHIKHINA Varvara	LW6/8-2	22.66 (2)	26.96 (1)	21.61 (2)	<b>1:11.23</b>		22.66	26.96	21.61	1:11.23	
7	4	ROTHFUSS Andrea	LW6/8-2	23.19 (4)	30.02 (5)	22.78 (4)	<b>1:15.99</b>	4.76	23.19	30.02	22.78	1:15.99	4.76
8		RAMSAY Alana	LW9-2				Did Not Finish						
9	3	BOCHET Marie	LW6/8-2	22.17 (1)	27.36 (2)	22.27 (3)	<b>1:11.80</b>	0.57	22.17	27.36	22.27	1:11.80	0.57
10	5	HONDO Ammi	LW6/8-2	23.82 (6)	29.15 (4)	23.58 (5)	<b>1:16.55</b>	5.32	23.82	29.15	23.58	1:16.55	5.32
11		GOSELIN Michaela	LW6/8-1	23.65	29.03		Did Not Finish		24.13	29.60			
12		TURGEON Frederique	LW2	23.72	31.44		Did Not Finish		26.16	34.67			
13	6	RIEDER Anna-Maria	LW9-1	23.31 (5)	30.90 (7)	23.86 (6)	<b>1:18.07</b>	6.84	26.43	35.03	27.05	1:28.51	17.28
14	2	JEPSEN Mollie	LW6/8-2	22.82 (3)	27.39 (3)	21.47 (1)	<b>1:11.68</b>	0.45	22.82	27.39	21.47	1:11.68	0.45
15	8	SMARZOVA Petra	LW6/8-2	25.10 (8)	32.62 (8)	26.34 (8)	<b>1:24.06</b>	12.83	25.10	32.62	26.34	1:24.06	12.83
16	9	VALEANU Laura	LW4	26.04 (9)	34.03 (10)	27.87 (9)	<b>1:27.94</b>	16.71	26.57	34.72	28.44	1:29.73	18.50
17	10	JOHNSON Allie	LW6/8-1	28.61 (10)	33.09 (9)	29.49 (10)	<b>1:31.19</b>	19.96	29.18	33.75	30.08	1:33.01	21.78
18	7	PETIT Claire	LW2	23.98 (7)	30.08 (6)	26.25 (7)	<b>1:20.31</b>	9.08	26.45	33.16	28.95	1:28.56	17.33
<b>Women / Sitting</b>													
19		VAN BERGEN Barbara	LW11	23.24	29.64		Did Not Finish		27.38	34.92			
20		STEPHENS Laurie	LW12-1	27.02			Did Not Finish		31.14				
21	1	FORSTER Anna-Lena	LW12-1	24.08 (1)	31.63 (1)	24.20 (1)	<b>1:19.91</b>		27.75	36.44	27.89	1:32.08	
22	2	BROWNLEE Shona	LW12-2	27.84 (2)	39.07 (2)	30.54 (2)	<b>1:37.45</b>	17.54	32.05	44.98	35.15	1:52.18	20.10
23		COMBALUZIER Katie	LW12-1				Did Not Finish						
<b>Men / Vision Impaired</b>													
41	6	FRANTSEV Ivan	B2	22.92 (6)	29.99 (7)	23.51 (6)	<b>1:16.42</b>	10.63	26.28	34.37	26.95	1:27.60	12.18
42	5	KRAKO Jakub	B2	21.84 (5)	26.51 (3)	21.25 (3)	<b>1:09.60</b>	3.81	25.04	30.39	24.36	1:19.79	4.37
43	2	AIGNER Johannes	B2	20.31 (1)	25.89 (2)	19.85 (1)	<b>1:06.05</b>	0.26	23.29	29.67	22.76	1:15.72	0.30
44	1	DELEPLACE Hyacinthe	B2	20.65 (3)	24.88 (1)	20.26 (2)	<b>1:05.79</b>		23.68	28.51	23.23	1:15.42	
45	3	HARAUS Miroslav	B2	21.04 (4)	26.52 (4)	21.30 (4)	<b>1:08.86</b>	3.07	24.12	30.40	24.42	1:18.94	3.52
46	4	SIMPSON Neil	B3	20.59 (2)	27.15 (5)	21.31 (5)	<b>1:09.05</b>	3.26	22.92	30.22	23.72	1:16.86	1.44
47	10	REDKOZUBOV Valerii	B2	23.56 (8)	31.42 (10)	25.36 (10)	<b>1:20.34</b>	14.55	27.01	36.02	29.07	1:32.10	16.68
48	7	JENSEN Patrick	B2	23.25 (7)	30.74 (9)	23.87 (8)	<b>1:17.86</b>	12.07	26.66	35.23	27.36	1:29.25	13.83
49	8	KUBACKA Marek	B1	24.38 (10)	29.97 (6)	23.84 (7)	<b>1:18.19</b>	12.40	40.08	49.24	39.19	2:08.51	53.09
50	9	HWANG Mingyu	B3	24.00 (9)	30.60 (8)	24.42 (9)	<b>1:19.02</b>	13.23	26.72	34.05	27.18	1:27.95	12.53
51		GOLAS Michal	B3	22.10	28.15		Disqualified		24.60	31.33			

Bib Rnk	Name	SpCl	Sec.1 H (Rnk)	Sec.2 H (Rnk)	Sec.3 H (Rnk)	Time H	Gap H	Sec.1	Sec.2	Sec.3	Time	Gap
<b>Men / Standing</b>												
52	CUCHE Robin	LW9-2	21.45	26.17		Did Not Finish		22.95	28.00			
53	8 PFYL Thomas	LW9-2	21.72 (3)	26.95 (10)	21.76 (12)	1:10.43	4.06	23.24	28.83	23.28	1:15.35	7.59
54	2 BUGAEV Aleksei	LW6/8-2	21.82 (4)	25.27 (1)	20.67 (3)	1:07.76	1.39	21.82	25.27	20.67	1:07.76	
55	1 SALCHER Markus	LW9-1	20.61 (1)	25.70 (2)	20.06 (1)	1:06.37		23.37	29.14	22.74	1:15.25	7.49
56	29 O'CALLAGHAN Jonty	LW9-1	23.65 (29)	30.08 (25)	24.85 (29)	1:18.58	12.21	26.82	34.10	28.17	1:29.09	21.33
57	WALSH Thomas Charles	LW4	21.58	25.61		Did Not Finish		22.02	26.13			
58	5 BROISIN Jordan	LW4	21.99 (8)	26.32 (7)	21.39 (5)	1:09.70	3.33	22.44	26.86	21.82	1:11.12	3.36
59	11 GOURLEY Mitchell	LW6/8-2	22.87 (26)	26.06 (3)	21.60 (9)	1:10.53	4.16	22.87	26.06	21.60	1:10.53	2.77
60	13 ALYABYEV Alexander	LW6/8-2	22.35 (14)	27.54 (15)	21.82 (13)	1:11.71	5.34	22.35	27.54	21.82	1:11.71	3.95
61	27 HOGAN Connor	LW9-1	22.19 (12)	31.35 (29)	24.16 (26)	1:17.70	11.33	25.16	35.54	27.39	1:28.09	20.33
62	6 PAJANTSCHITSCH Nico	LW6/8-2	22.09 (10)	26.39 (8)	21.42 (6)	1:09.90	3.53	22.09	26.39	21.42	1:09.90	2.14
63	BAUCHET Arthur	LW3	20.36	25.19		Did Not Finish		22.06	27.28			
64	9 BOURDENX Manoel	LW4	22.37 (15)	26.62 (9)	21.51 (8)	1:10.50	4.13	22.83	27.16	21.95	1:11.94	4.18
65	GUIMOND Alexis	LW9-1	20.75	28.99		Did Not Finish		23.53	32.86			
66	3 GMUER Theo	LW9-1	21.32 (2)	26.20 (6)	20.35 (2)	1:07.87	1.50	24.18	29.70	23.07	1:16.95	9.19
67	24 HARAGHEY Andrew	LW1	22.12 (11)	30.20 (27)	23.21 (23)	1:15.53	9.16	26.45	36.11	27.75	1:30.31	22.55
68	PELIZZARI Federico	LW6/8-2	21.96	26.16		Did Not Finish		21.96	26.16			
69	14 MIKUSHIN Alexey	LW6/8-1	22.71 (23)	27.24 (13)	21.94 (14)	1:11.89	5.52	23.17	27.78	22.37	1:13.32	5.56
70	21 MISAWA Hiraku	LW2	22.43 (16)	29.12 (21)	22.90 (22)	1:14.45	8.08	24.74	32.11	25.25	1:22.10	14.34
71	18 WOOD Spencer	LW9-2	21.97 (7)	29.32 (23)	21.95 (15)	1:13.24	6.87	23.51	31.36	23.48	1:18.35	10.59
72	15 KIIVERI Santeri	LW6/8-1	22.24 (13)	27.51 (14)	22.16 (16)	1:11.91	5.54	22.69	28.05	22.61	1:13.35	5.59
73	22 HALL Adam	LW1	23.81 (30)	29.29 (22)	21.65 (10)	1:14.75	8.38	28.47	35.02	25.89	1:29.38	21.62
74	23 STUUT Jeffrey	LW3	22.73 (24)	28.69 (19)	23.45 (24)	1:14.87	8.50	24.63	31.07	25.40	1:21.10	13.34
75	7 BURNHAM Oscar	LW6/8-2	22.46 (18)	26.09 (4)	21.50 (7)	1:10.05	3.68	22.46	26.09	21.50	1:10.05	2.29
76	26 TAKAHASHI Kohei	LW9-2	22.52 (19)	30.17 (26)	24.33 (28)	1:17.02	10.65	24.10	32.27	26.03	1:22.40	14.64
77	10 PUIG DAVI Roger	LW9-2	21.90 (6)	26.95 (10)	21.67 (11)	1:10.52	4.15	23.43	28.83	23.18	1:15.44	7.68
78	12 GROCHAR Thomas	LW2	21.89 (5)	26.99 (12)	22.45 (18)	1:11.33	4.96	24.14	29.76	24.76	1:18.66	10.90
79	SEGERS Jules	LW9-2				Did Not Start						
80	4 LINDSTROEM Aaron	LW6/8-2	22.04 (9)	26.10 (5)	21.02 (4)	1:09.16	2.79	22.04	26.10	21.02	1:09.16	1.40
81	CARTER Tyler	LW4	23.43	30.79		Did Not Finish		23.91	31.42			
82	16 KOIKE Gakuta	LW6/8-2	22.58 (21)	27.78 (16)	22.60 (21)	1:12.96	6.59	22.58	27.78	22.60	1:12.96	5.20
83	20 BENDOTTI Davide	LW2	22.62 (22)	29.04 (20)	22.30 (17)	1:13.96	7.59	24.95	32.02	24.59	1:21.56	13.80
84	19 KEEFE Jesse	LW4	23.34 (27)	28.03 (17)	22.52 (20)	1:13.89	7.52	23.82	28.60	22.98	1:15.40	7.64
85	25 KRESS Leander	LW2	22.45 (17)	29.92 (24)	23.97 (25)	1:16.34	9.97	24.76	32.99	26.43	1:24.18	16.42
86	28 FRANCE Martin	LW9-1	22.73 (24)	30.68 (28)	24.32 (27)	1:17.73	11.36	25.77	34.79	27.57	1:28.13	20.37
87	MOXLEY Martin	LW9-2				Did Not Start						
88	SKOGLUND Arvid	LW6/8-2	22.79	27.26		Did Not Finish		22.79	27.26			
89	30 NILSSON GRASTO Marcus	LW5/7-2	23.48 (28)	31.90 (30)	25.41 (30)	1:20.79	14.42	24.18	32.84	26.15	1:23.17	15.41
90	17 WHITLEY James	LW5/7-3	22.57 (20)	28.04 (18)	22.46 (19)	1:13.07	6.70	23.12	28.72	23.01	1:14.85	7.09
91	SZCZESNY Andrzej	LW2	22.61			Did Not Finish		24.94				

**Men / Sitting**

92	4 KURKA Andrew	LW12-1	22.07 (5)	26.89 (4)	20.74 (4)	1:09.70	5.32	25.43	30.99	23.90	1:20.32	6.20
93	3 DE SILVESTRO Rene'	LW12-1	21.48 (4)	26.84 (3)	20.20 (2)	1:08.52	4.14	24.76	30.92	23.28	1:18.96	4.84
94	MEIJER Floris	LW10-2	21.73	25.71		Did Not Finish		25.91	30.65			
95	2 PEDERSEN Jesper	LW11	20.81 (2)	26.43 (2)	20.36 (3)	1:07.60	3.22	24.52	31.14	23.99	1:19.65	5.53
96	5 DE LANGEN Niels	LW12-2	21.28 (3)	28.20 (5)	22.68 (8)	1:12.16	7.78	24.50	32.47	26.10	1:23.07	8.95
97	SIKORSKI Igor	LW11	21.26			Did Not Finish		25.05				
98	WILLIAMS David Allen	LW11				Did Not Start						
99	DRUGAN Ravi	LW12-2	23.49	28.75		Did Not Finish		27.05	33.09			
100	1 KAMPSCHREUR Jeroen	LW12-2	20.70 (1)	24.25 (1)	19.43 (1)	1:04.38		23.83	27.92	22.37	1:14.12	
101	BRAZ-DAGAND Lou	LW10-2	22.09			Did Not Finish		26.34				
102	9 PELIT Murat	LW11	23.35 (8)	29.76 (9)	22.58 (7)	1:15.69	11.31	27.51	35.07	26.60	1:29.18	15.06
103	8 EWEN Aaron	LW11	23.80 (9)	29.05 (8)	22.77 (9)	1:15.62	11.24	28.05	34.22	26.83	1:29.10	14.98
104	6 RABL Roman	LW12-1	22.14 (6)	28.54 (6)	22.18 (6)	1:12.86	8.48	25.51	32.89	25.56	1:23.96	9.84

## Lillehammer 2021 World Para Snow Sports Championships

Super-G

Analysis-Hdcp/ NetTime

**NetTime**

Bib	Rnk	Name	SpCl	Sec.1 H (Rnk)	Sec.2 H (Rnk)	Sec.3 H (Rnk)	Time H	Gap H	Sec.1	Sec.2	Sec.3	Time	Gap
105	<b>10</b>	<b>PIERREL Victor</b>	LW11	26.15 (10)	30.80 (10)	25.30 (10)	<b>1:22.25</b>	17.87	30.81	36.29	29.81	1:36.91	22.79
106		<b>TAIT Sam</b>	LW11				Did Not Start						
107		<b>ROWLAND Brian</b>	LW11				Did Not Finish						
108		<b>CHRISTEN Pascal</b>	LW10-2	21.99	30.13		Did Not Finish		26.22	35.92			
109	<b>7</b>	<b>PLANTEY Enrique</b>	LW11	22.92 (7)	28.82 (7)	21.98 (5)	<b>1:13.72</b>	9.34	27.01	33.95	25.90	1:26.86	12.74