



Cortina 2023 FIS Para Alpine Ski World Cup

Giant 2 (Women)

Official ranking


COMPETITION JURY

TECHNICAL DELEGATE	Perko Bojan	(SLO)
FIS RACE DIRECTOR	Skutelj Anja	(FIS)
CHIEF OF RACE	Gobbo Matteo	(ITA)
REFEREE	Frey Thomas	(FRA)

WEATHER

CONDITIONS	Sunny
SNOW	Hard
AIR TEMPERATURE	-2,0 °C

E-timing

Run 1

COURSESETTER	Teitsma Falco	(NED)
FORERUNNERS	- A - Ghedina Christian	(ITA)
	- B - Beghini Alessandro	(ITA)
	- C - Fernandez Samuel	(CHI)
COURSE	Olympia delle Tofane	
START	1900 m	
FINISH	1560 m	
DROP	340 m	
HOMOLOGATION	13959/01/21	
GATES	41	
DIRECTIONS	38	
STARTING TIME	09:15	

Run 2

	Sulek Ines	(USA)
- A -	Ghedina Christian	(ITA)
- B -	Beghini Alessandro	(ITA)
- C -	Fernandez Samuel	(CHI)
COURSE	Olympia delle Tofane	
START	1900 m	
FINISH	1560 m	
DROP	340 m	
HOMOLOGATION	13959/01/21	
GATES	39	
DIRECTIONS	36	
STARTING TIME	12:15	

APPLIED PENALTY: 0,00



CALCULATED PENALTY: -9,57

F = 870

Number of competitors: 21, Number of NSA: 14

Rnk	Bib	Name	Guide	Year	Nat	SpCl	Run 1 H	(Rnk)	Run 2 H	(Rnk)	Time H	Gap H	Points	el 0 : WC Pts.
-----	-----	------	-------	------	-----	------	---------	-------	---------	-------	--------	-------	--------	----------------

Women / Vision Impaired

1	2	MAZZEL Chiara	Casal Fabrizio	1996		B2	1:02.99	(1)	57.20	(2)	2:00.19	36,98	100	
2	4	STARY Elina	Stoss Anna-Jacqueline	2006		B2	1:04.35	(2)	56.78	(1)	2:01.13	0.94	44,07	80
3	3	FITZPATRICK Menna	Guest Katie	1998		B2	1:05.35	(3)	58.32	(3)	2:03.67	3.48	63,24	60
4	7	BENNINK Maaïke	Klaveren van Dennis	1978		B2	1:17.76	(4)	1:10.65	(4)	2:28.41	28.22	249,93	0

Women / Standing

1	12	AARSJOE Ebba		2001		LW4	1:01.13	(1)	54.16	(1)	1:55.29	0,00	100	
2	11	RIEDER Anna-Maria		2000		LW9-1	1:03.23	(2)	56.81	(2)	2:00.04	4.75	35,84	80
3	9	ROTHFUSS Andrea		1989		LW6/8-2	1:05.49	(4)	57.83	(3)	2:03.32	8.03	60,60	60
4	13	RICHARD Aurelie		2005		LW6/8-2	1:05.29	(3)	58.70	(4)	2:03.99	8.70	65,65	50
5	14	PETIT Claire		2004		LW2	1:12.74	(5)	1:05.38	(5)	2:18.12	22.83	172,28	0
6	15	SMETISKO Lucija		2004		LW6/8-2	1:15.13	(6)	1:07.29	(7)	2:22.42	27.13	204,73	0
7	10	JOHNSON Allie		1994		LW6/8-1	1:16.35	(7)	1:07.26	(6)	2:23.61	28.32	213,71	0
8	8	VASPI Sheyne		2001		LW2	1:22.56	(8)	1:09.50	(8)	2:32.06	36.77	277,47	0

Women / Sitting

1	17	FORSTER Anna-Lena		1995		LW12-1	1:07.57	(1)	1:00.16	(1)	2:07.73	93,87	100	
2	19	PASCUAL SECO Audrey		2004		LW12-2	1:10.83	(2)	1:03.00	(2)	2:13.83	6.10	139,91	80
3	16	VAN BERGEN Barbara		1978		LW11	1:16.67	(4)	1:07.42	(4)	2:24.09	16.36	217,33	60
4	21	KIVIRANTA Nette		2001		LW11	1:16.43	(3)	1:07.78	(5)	2:24.21	16.48	218,24	50
5	18	STEPHENS Laurie		1984		LW12-1	1:21.48	(5)	1:07.33	(3)	2:28.81	21.08	252,95	0
6	20	O'BRIEN Saylor		2003		LW12-1	1:24.97	(6)	1:13.74	(6)	2:38.71	30.98	327,66	0

Cortina 2023 FIS Para Alpine Ski World Cup
Giant 2 (Women)
Official ranking

Rnk	Bib	Name	Guide	Year	Nat	SpCl	Run 1 H (Rnk)	Run 2 H (Rnk)	Time H	Gap H	Points	el 0 : WC Pts.
-----	-----	------	-------	------	-----	------	---------------	---------------	--------	-------	--------	----------------

Not classified

Disqualified - Run 1 (3)

1	NIKOU Eva	Profentzas Dimitris	2000	GRE	B2	Reason 1303.2
5	AIGNER Veronika	Aigner Elisabeth	2003	AUT	B2	Reason 1303.02
6	CHOI Sara	Kim Junhyeong	2003	KOR	B2	Reason 409.8

(DNS: Did Not Start, DNF: Did Not Finish, DSQ: Disqualified, NPS: Not Permitted to Start)

RECAP	1st RUN	2nd RUN	
Records:			21
Did Not Start:	0	0	0
NOT PERMITTED TO START:	0	0	0
Did Not Finish:	0	0	0
Disqualified:	3	0	3
At Finish:	18		

Technical Delegate: #953 Bojan Perko (SLO)

Cortina 2023 FIS Para Alpine Ski World Cup

Giant 2 (Women) Penalty calculation



Rnk	Bib	Name	Nat	Year	Category	SpCI	Points	Best 5	Race points
Best 10 at finish									
1	12	AARSJOE Ebba		2001	Standing	LW4	0,00	0,00	0,00
2	11	RIEDER Anna-Maria		2000	Standing	LW9-1	8,32	8,32	35,84
3	2	MAZZEL Chiara		1996	Vision Impaired	B2	50,00	-	-
4	4	STARY Elina		2006	Vision Impaired	B2	27,66	27,66	44,07
5	9	ROTHFUSS Andrea		1989	Standing	LW6/8-2	22,66	22,66	60,60
6	3	FITZPATRICK Menna		1998	Vision Impaired	B2	59,86	-	-
7	13	RICHARD Aurelie		2005	Standing	LW6/8-2	71,79	-	-
8	17	FORSTER Anna-Lena		1995	Sitting	LW12-1	24,54	24,54	93,87
9	19	PASCUAL SECO Audrey		2004	Sitting	LW12-2	155,38	-	-
10	14	PETIT Claire		2004	Standing	LW2	110,40	-	-

Best 5 at start

DSQ	5	AIGNER Veronika		2003	Vision Impaired	B2	0,00		
1	12	AARSJOE Ebba		2001	Standing	LW4	0,00		
2	11	RIEDER Anna-Maria		2000	Standing	LW9-1	8,32		
5	9	ROTHFUSS Andrea		1989	Standing	LW6/8-2	22,66		
8	17	FORSTER Anna-Lena		1995	Sitting	LW12-1	24,54		

(DNF: Did Not Finish, DSQ: Disqualified)

TOTAL

(B) List points of best 5 at start	55,52	
(A) List points of the best 5 to finish in top 10		83,18
(C) Race points of corresponding competitors		234,38
Calculated penalty (A + B - C) = -95,68 / 10	-9,57	
Correction value (Z)	0,00	
Category adder	0,00	
Applied penalty	(-9,57)	0,00

Technical Delegate: #953 Bojan Perko (SLO)



Cortina 2023 FIS Para Alpine Ski World Cup

Giant 2

Run analysis-Hdcp/NetTime

NetTime


LIVE timing

Bib	Rnk	Name	Nat	Sec.1 H (Rnk)	Sec.2 H (Rnk)	Time H	Gap H	Sec.1	Sec.2	Time	Gap
-----	-----	------	-----	---------------	---------------	--------	-------	-------	-------	------	-----

Women / Vision Impaired

1	6	NIKOU Eva		34.96 (6)	35.64 (6)	1:10.60	7.61	40.54	41.32	1:21.86	8.82
2	1	MAZZEL Chiara		32.17 (1)	30.82 (1)	1:02.99		37.31	35.73	1:13.04	
3	4	FITZPATRICK Menna		32.90 (4)	32.45 (3)	1:05.35	2.36	38.15	37.62	1:15.77	2.73
4	2	STARY Elina		32.36 (3)	31.99 (2)	1:04.35	1.36	37.53	37.09	1:14.62	1.58
5	3	AIGNER Veronika		32.25 (2)	32.97 (4)	1:05.22	2.23	37.40	38.22	1:15.62	2.58
6	5	CHOI Sara		33.78 (5)	34.33 (5)	1:08.11	5.12	39.17	39.80	1:18.97	5.93
7	7	BENNINK Maaïke		39.06 (7)	38.70 (7)	1:17.76	14.77	45.29	44.87	1:30.16	17.12

Women / Standing

8	8	VASPI Sheynea		42.39 (8)	40.17 (8)	1:22.56	21.43	48.53	45.99	1:34.52	31.57
9	4	ROTHFUSS Andrea		32.41 (2)	33.08 (4)	1:05.49	4.36	32.41	33.08	1:05.49	2.54
10	7	JOHNSON Allie		38.56 (7)	37.79 (7)	1:16.35	15.22	40.02	39.22	1:19.24	16.29
11	2	RIEDER Anna-Maria		32.43 (3)	30.80 (2)	1:03.23	2.10	37.30	35.41	1:12.71	9.76
12	1	AARSJOE Ebba		31.02 (1)	30.11 (1)	1:01.13		31.94	31.01	1:02.95	
13	3	RICHARD Aurelie		32.97 (4)	32.32 (3)	1:05.29	4.16	32.97	32.32	1:05.29	2.34
14	5	PETIT Claire		36.03 (5)	36.71 (5)	1:12.74	11.61	41.25	42.03	1:23.28	20.33
15	6	SMETISKO Lucija		38.36 (6)	36.77 (6)	1:15.13	14.00	38.36	36.77	1:15.13	12.18

Women / Sitting

16	4	VAN BERGEN Barbara		39.04 (3)	37.63 (4)	1:16.67	9.10	48.37	46.61	1:34.98	14.19
17	1	FORSTER Anna-Lena		34.25 (1)	33.32 (1)	1:07.57		40.96	39.83	1:20.79	
18	5	STEPHENS Laurie		42.18 (5)	39.30 (5)	1:21.48	13.91	50.44	46.98	1:37.42	16.63
19	2	PASCUAL SECO Audrey		35.39 (2)	35.44 (2)	1:10.83	3.26	42.15	42.20	1:24.35	3.56
20	6	O'BRIEN Saylor		45.07 (6)	39.90 (6)	1:24.97	17.40	53.89	47.71	1:41.60	20.81
21	3	KIVIRANTA Nette		39.45 (4)	36.98 (3)	1:16.43	8.86	48.87	45.81	1:34.68	13.89

Men / Vision Impaired

22	5	RAUEN Alexander		33.84 (5)	32.03 (5)	1:05.87	8.50	38.03	35.99	1:14.02	9.55
23	3	DELEPLACE Hyacinthe		29.83 (3)	30.24 (3)	1:00.07	2.70	34.59	35.06	1:09.65	5.18
24	4	KUBACKA Marek		30.56 (4)	30.40 (4)	1:00.96	3.59	50.78	50.49	1:41.27	36.80
25	2	AIGNER Johannes		28.97 (2)	28.91 (2)	57.88	0.51	33.59	33.52	1:07.11	2.64
26	1	BERTAGNOLLI Giacomo		28.92 (1)	28.45 (1)	57.37		32.50	31.97	1:04.47	
27	6	LEACH Logan		33.84 (5)	33.60 (6)	1:07.44	10.07	38.03	37.75	1:15.78	11.31
28		HWANG Mingyu								Did Not Finish	
29		JENSEN Patrick								Did Not Finish	

Men / Standing

30	15	PUIG DAVI Roger		32.18 (14)	31.77 (15)	1:03.95	5.47	35.05	34.59	1:09.64	9.64
----	----	-----------------	--	------------	------------	----------------	------	-------	-------	---------	------

Cortina 2023 FIS Para Alpine Ski World Cup

Giant 2

Run analysis-Hdcp/NetTime

NetTime

Bib	Rnk	Name	Nat	Sec.1 H (Rnk)	Sec.2 H (Rnk)	Time H	Gap H	Sec.1	Sec.2	Time	Gap
31	7	BROISIN Jordan		30.86 (6)	30.74 (10)	1:01.60	3.12	31.78	31.65	1:03.43	3.43
32	18	PFYL Thomas		32.96 (17)	32.89 (18)	1:05.85	7.37	35.90	35.81	1:11.71	11.71
33	6	PAJANTSCHITSCH Nico		31.40 (11)	30.06 (6)	1:01.46	2.98	31.40	30.06	1:01.46	1.46
34	1	BAUCHET Arthur		29.60 (1)	28.88 (1)	58.48		32.28	31.50	1:03.78	3.78
35	12	SEGERS Jules		31.61 (13)	30.77 (11)	1:02.38	3.90	34.43	33.50	1:07.93	7.93
36	4	GMUER Theo		30.71 (4)	29.96 (4)	1:00.67	2.19	35.32	34.44	1:09.76	9.76
37	11	CUCHE Robin		31.29 (9)	31.02 (13)	1:02.31	3.83	35.98	35.67	1:11.65	11.65
38	5	BURNHAM Oscar		30.72 (5)	30.01 (5)	1:00.73	2.25	30.72	30.01	1:00.73	0.73
39	3	PELIZZARI Federico		30.63 (3)	29.37 (3)	1:00.00	1.52	30.63	29.37	1:00.00	
40	7	WALSH Thomas Charles		30.89 (7)	30.71 (9)	1:01.60	3.12	31.81	31.62	1:03.43	3.43
41		HALGREN Patrick				Did Not Finish					
42	13	KIIVERI Santeri		31.60 (12)	30.87 (12)	1:02.47	3.99	32.80	32.04	1:04.84	4.84
43	2	GUIMOND Alexis		29.67 (2)	29.27 (2)	58.94	0.46	34.12	33.66	1:07.78	7.78
44	9	SALCHER Markus		31.38 (10)	30.38 (7)	1:01.76	3.28	36.09	34.93	1:11.02	11.02
45	16	KEEFE Jesse		32.55 (16)	31.94 (16)	1:04.49	6.01	33.52	32.89	1:06.41	6.41
46	10	LINDSTROEM Aaron		31.23 (8)	30.63 (8)	1:01.86	3.38	31.23	30.63	1:01.86	1.86
47	14	NILSSON GRASTO Marcus		32.23 (15)	31.21 (14)	1:03.44	4.96	34.21	33.13	1:07.34	7.34
48		HARAGHEY Andrew				Did Not Finish					
49		BENDOTTI Davide				Did Not Finish					
50	19	KOIKE Gakuta		33.00 (18)	34.61 (21)	1:07.61	9.13	34.25	35.92	1:10.17	10.17
51		TAKAHASHI Kohei		32.24		Did Not Finish		35.11			
52		KRESS Leander				Did Not Finish					
53	17	SKOGLUND Arvid		33.61 (19)	32.20 (17)	1:05.81	7.33	33.61	32.20	1:05.81	5.81
54	21	RACHBAUER Manuel		34.69 (21)	34.11 (20)	1:08.80	10.32	37.78	37.15	1:14.93	14.93
55	20	VAVERKA Tomas		34.61 (20)	34.00 (19)	1:08.61	10.13	37.69	37.03	1:14.72	14.72

Men / Sitting

56	8	PLANTEY Enrique		31.90 (8)	31.36 (10)	1:03.26	5.16	39.52	38.84	1:18.36	8.89
57		MORII Taiki		34.07		Did Not Finish		42.21			
58	6	PIERREL Victor		31.39 (6)	30.82 (6)	1:02.21	4.11	38.89	38.18	1:17.07	7.60
59	11	DRUGAN Ravi		35.77 (11)	31.06 (9)	1:06.83	8.73	42.60	36.99	1:19.59	10.12
60	3	PEDERSEN Jesper		30.03 (2)	28.65 (3)	58.68	0.58	37.20	35.49	1:12.69	3.22
61		SUZUKI Takeshi				Did Not Finish					
62	1	DE SILVESTRO Rene'		30.06 (3)	28.04 (1)	58.10		35.94	33.53	1:09.47	
63	2	KAMPSCHREUR Jeroen		29.87 (1)	28.47 (2)	58.34	0.24	35.57	33.90	1:09.47	
64	7	BRAZ-DAGAND Lou		31.73 (7)	31.00 (8)	1:02.73	4.63	39.89	38.97	1:18.86	9.39
65		KURKA Andrew		31.77		Did Not Finish		37.99			
66	4	DE LANGEN Niels		30.62 (4)	29.30 (4)	59.92	1.82	36.47	34.89	1:11.36	1.89
67	12	BREWER Matthew Ryan		39.65 (12)	37.94 (13)	1:17.59	19.49	47.22	45.18	1:32.40	22.93
68	5	OATWAY Kurt		31.16 (5)	29.47 (5)	1:00.63	2.53	37.26	35.23	1:12.49	3.02
69	10	BISQUERTT HUDSON Nicolas		32.32 (9)	31.90 (11)	1:04.22	6.12	40.64	40.10	1:20.74	11.27
70		HANLON Josh				Did Not Start					
71		SPEKSNIJDER Thijn				Did Not Finish					
72	9	BALCHEN Magnus Valoe		32.99 (10)	30.86 (7)	1:03.85	5.75	39.45	36.90	1:16.35	6.88
73		ROWLAND Brian				Did Not Finish					
74	13	DAMAS Christophe		44.24 (13)	33.98 (12)	1:18.22	20.12	52.90	40.62	1:33.52	24.05



Cortina 2023 FIS Para Alpine Ski World Cup

Giant 2

Run 2 analysis-Hdcp/NetTime









NetTime


Bib	Rnk	Name	Nat	Sec.1 H (Rnk)	Sec.2 H (Rnk)	Time H	Gap H	Sec.1	Sec.2	Time	Gap
-----	-----	------	-----	---------------	---------------	--------	-------	-------	-------	------	-----







Women / Vision Impaired

1		NIKOU Eva									
2	2	MAZZEL Chiara		30.24 (3)	26.96 (2)	57.20	0.42	35.07	31.25	1:06.32	0.48
3	3	FITZPATRICK Menna		30.23 (2)	28.09 (3)	58.32	1.54	35.06	32.56	1:07.62	1.78
4	1	STARY Elina		29.95 (1)	26.83 (1)	56.78		34.73	31.11	1:05.84	
5		AIGNER Veronika									
6		CHOI Sara									
7	4	BENNINK Maaïke		36.98 (4)	33.67 (4)	1:10.65	13.87	42.88	39.04	1:21.92	16.08









Women / Standing

8	8	VASPI Sheynea		36.96 (8)	32.54 (8)	1:09.50	15.34	42.32	37.25	1:19.57	23.80
9	3	ROTHFUSS Andrea		30.41 (3)	27.42 (4)	57.83	3.67	30.41	27.42	57.83	2.06
10	6	JOHNSON Allie		35.68 (7)	31.58 (6)	1:07.26	13.10	37.03	32.78	1:09.81	14.04
11	2	RIEDER Anna-Maria		29.56 (2)	27.25 (2)	56.81	2.65	34.00	31.33	1:05.33	9.56
12	1	AARSJOE Ebba		28.71 (1)	25.45 (1)	54.16		29.57	26.20	55.77	
13	4	RICHARD Aurelie		31.33 (4)	27.37 (3)	58.70	4.54	31.33	27.37	58.70	2.93
14	5	PETIT Claire		34.28 (5)	31.10 (5)	1:05.38	11.22	39.25	35.60	1:14.85	19.08
15	7	SMETISKO Lucija		34.96 (6)	32.33 (7)	1:07.29	13.13	34.96	32.33	1:07.29	11.52

Women / Sitting

16	4	VAN BERGEN Barbara		36.47 (3)	30.95 (5)	1:07.42	7.26	45.18	38.34	1:23.52	11.59
17	1	FORSTER Anna-Lena		31.27 (1)	28.89 (1)	1:00.16		37.39	34.54	1:11.93	
18	3	STEPHENS Laurie		36.76 (4)	30.57 (3)	1:07.33	7.17	43.96	36.54	1:20.50	8.57
19	2	PASCUAL SECO Audrey		33.29 (2)	29.71 (2)	1:03.00	2.84	39.65	35.37	1:15.02	3.09
20	6	O'BRIEN Saylor		39.92 (6)	33.82 (6)	1:13.74	13.58	47.74	40.43	1:28.17	16.24
21	5	KIVIRANTA Nette		36.99 (5)	30.79 (4)	1:07.78	7.62	45.82	38.14	1:23.96	12.03

Men / Vision Impaired

22	5	RAUEN Alexander		30.55 (5)	27.67 (5)	58.22	6.96	34.33	31.09	1:05.42	6.42
23	3	DELEPLACE Hyacinthe		27.96 (3)	25.73 (3)	53.69	2.43	32.42	29.83	1:02.25	3.25
24	4	KUBACKA Marek		28.45 (4)	26.59 (4)	55.04	3.78	47.27	44.17	1:31.44	32.44
25	1	AIGNER Johannes		26.99 (1)	24.27 (1)	51.26		31.30	28.14	59.44	0.44
26	2	BERTAGNOLLI Giacomo		27.79 (2)	24.72 (2)	52.51	1.25	31.23	27.77	59.00	
27	6	LEACH Logan		32.04 (6)	28.95 (6)	1:00.99	9.73	36.00	32.53	1:08.53	9.53
28		HWANG Mingyu									
29		JENSEN Patrick									

Men / Standing

30	13	PUIG DAVI Roger		29.55 (9)	26.56 (14)	56.11	4.32	32.18	28.93	1:01.11	6.45
----	----	-----------------	---	-----------	------------	--------------	------	-------	-------	---------	------

Cortina 2023 FIS Para Alpine Ski World Cup

Giant 2

Run 2 analysis-Hdcp/NetTime

NetTime

Bib	Rnk	Name	Nat	Sec.1 H (Rnk)	Sec.2 H (Rnk)	Time H	Gap H	Sec.1	Sec.2	Time	Gap
31	4	BROISIN Jordan		28.85 (6)	25.65 (8)	54.50	2.71	29.71	26.41	56.12	1.46
32	17	PFYL Thomas		31.23 (17)	26.99 (16)	58.22	6.43	34.01	29.39	1:03.40	8.74
33	15	PAJANTSCHITSCH Nico		29.85 (12)	26.70 (15)	56.55	4.76	29.85	26.70	56.55	1.89
34	3	BAUCHET Arthur		27.90 (3)	24.85 (4)	52.75	0.96	30.43	27.10	57.53	2.87
35	9	SEGERS Jules		36.42 (21)	18.50 (1)	54.92	3.13	39.67	20.14	59.81	5.15
36	2	GMUER Theo		27.41 (2)	25.19 (5)	52.60	0.81	31.52	28.97	1:00.49	5.83
37	5	CUCHE Robin		28.73 (4)	25.87 (10)	54.60	2.81	33.04	29.75	1:02.79	8.13
38	8	BURNHAM Oscar		29.19 (8)	25.60 (7)	54.79	3.00	29.19	25.60	54.79	0.13
39	6	PELIZZARI Federico		29.16 (7)	25.50 (6)	54.66	2.87	29.16	25.50	54.66	
40	10	WALSH Thomas Charles		29.58 (10)	25.77 (9)	55.35	3.56	30.46	26.54	57.00	2.34
41		HALGREN Patrick									
42	11	KIIVERI Santeri		35.58 (20)	19.84 (2)	55.42	3.63	36.93	20.59	57.52	2.86
43	1	GUIMOND Alexis		27.37 (1)	24.42 (3)	51.79		31.48	28.08	59.56	4.90
44	7	SALCHER Markus		28.79 (5)	25.90 (12)	54.69	2.90	33.11	29.78	1:02.89	8.23
45	14	KEEFE Jesse		30.04 (13)	26.34 (13)	56.38	4.59	30.94	27.12	58.06	3.40
46	12	LINDSTROEM Aaron		29.70 (11)	25.89 (11)	55.59	3.80	29.70	25.89	55.59	0.93
47	18	NILSSON GRASTO Marcus		30.49 (14)	27.81 (18)	58.30	6.51	32.37	29.51	1:01.88	7.22
48		HARAGHEY Andrew									
49		BENDOTTI Davide									
50	19	KOIKE Gakuta		31.12 (16)	27.85 (19)	58.97	7.18	32.30	28.90	1:01.20	6.54
51		TAKAHASHI Kohei									
52		KRESS Leander									
53	16	SKOGLUND Arvid		30.49 (14)	27.24 (17)	57.73	5.94	30.49	27.24	57.73	3.07
54	20	RACHBAUER Manuel		31.59 (19)	28.37 (20)	59.96	8.17	34.41	30.89	1:05.30	10.64
55	21	VAVERKA Tomas		31.47 (18)	28.98 (21)	1:00.45	8.66	34.28	31.55	1:05.83	11.17

Men / Sitting

56	6	PLANTEY Enrique		29.44 (6)	25.74 (6)	55.18	3.29	36.47	31.89	1:08.36	6.57
57		MORII Taiki									
58		PIERREL Victor		30.33				Did Not Finish	37.58		
59	10	DRUGAN Ravi		32.78 (10)	27.05 (10)	59.83	7.94	39.04	32.21	1:11.25	9.46
60	2	PEDERSEN Jesper		27.69 (2)	24.21 (2)	51.90	0.01	34.31	29.98	1:04.29	2.50
61		SUZUKI Takeshi									
62	3	DE SILVESTRO Rene'		27.35 (1)	25.00 (4)	52.35	0.46	32.71	29.88	1:02.59	0.80
63	1	KAMPSCHREUR Jeroen		27.95 (3)	23.94 (1)	51.89		33.29	28.50	1:01.79	
64	8	BRAZ-DAGAND Lou		30.18 (8)	26.54 (8)	56.72	4.83	37.95	33.36	1:11.31	9.52
65		KURKA Andrew									
66	4	DE LANGEN Niels		28.60 (4)	24.45 (3)	53.05	1.16	34.06	29.12	1:03.18	1.39
67	11	BREWER Matthew Ryan		36.63 (11)	31.50 (11)	1:08.13	16.24	43.62	37.51	1:21.13	19.34
68	5	OATWAY Kurt		29.23 (5)	25.28 (5)	54.51	2.62	34.95	30.23	1:05.18	3.39
69	7	BISQUERTT HUDSON Nicolas		29.95 (7)	26.25 (7)	56.20	4.31	37.66	32.99	1:10.65	8.86
70		HANLON Josh									
71		SPEKSNIJDER Thijn									
72	9	BALCHEN Magnus Valoe		30.68 (9)	26.98 (9)	57.66	5.77	36.69	32.25	1:08.94	7.15
73		ROWLAND Brian									
74		DAMAS Christophe									