



Cortina 2023 FIS Para Alpine Ski World Cup

Slalom 2 (Women)

Official ranking


COMPETITION JURY

TECHNICAL DELEGATE	Perko Bojan	(SLO)
FIS RACE DIRECTOR	Skutelj Anja	(FIS)
CHIEF OF RACE	Gobbo Matteo	(ITA)
REFEREE	Blattmann Hans	(NOR)

WEATHER

CONDITIONS	Sunny
SNOW	Compact
AIR TEMPERATURE	0,0 °C

E-timing

Run 1

COURSESETTER	Frey Thomas	(FRA)
FORERUNNERS	- A - Corti Brando	(ITA)
	- B - Fernandez Samuel	(CHI)
COURSE	Olympia delle Tofane	
START	1735 m	
FINISH	1560 m	
DROP	175 m	
HOMOLOGATION	13960/01/21	
GATES	52	
DIRECTIONS	49	
STARTING TIME	09:15	

Run 2


	Wolf Justus	(GER)
- A -	Corti Brando	(ITA)
- B -	Fernandez Samuel	(CHI)
COURSE	Olympia delle Tofane	
START	1735 m	
FINISH	1560 m	
DROP	175 m	
HOMOLOGATION	13960/01/21	
GATES	53	
DIRECTIONS	52	
STARTING TIME	12:15	

APPLIED PENALTY: 0,00 CALCULATED PENALTY: -4,45
 Number of competitors: 20, Number of NSA: 14

F = 610

Rnk Bib Name Guide Year Nat SpCI Run 1 H (Rnk) Run 2 H (Rnk) Time H Gap H Points el 0 : WC Pts.

Women / Vision Impaired

1	4	STARY Elina	Stoss Anna-Jacqueline	2006		B2	43.57 (2)	46.29 (2)	1:29.86	21,29	100
2	5	AIGNER Veronika	Aigner Elisabeth	2003		B2	42.61 (1)	47.53 (3)	1:30.14	0.28	23,25
3	2	FITZPATRICK Menna	Guest Katie	1998		B2	44.18 (3)	46.17 (1)	1:30.35	0.49	24,73
4	1	MAZZEL Chiara	Casal Fabrizio	1996		B2	45.12 (4)	49.98 (4)	1:35.10	5.24	58,10
5	6	CHOI Sara	Kim Junhyeong	2003		B2	49.46 (5)	52.88 (5)	1:42.34	12.48	108,96
6	7	BENNINK Maaïke	Klaveren van Dennis	1978		B2	54.82 (6)	58.96 (6)	1:53.78	23.92	189,33

Did Not Start - Run 1 (1)

3	NIKOU Eva	Profentzas Dimitris	2000		B2						
---	------------------	---------------------	------	---	----	--	--	--	--	--	--

Women / Standing

1	12	AARSJOE Ebba		2001		LW4	41.49 (1)	45.34 (1)	1:26.83	0,00	100
2	14	RIEDER Anna-Maria		2000		LW9-1	44.43 (2)	50.08 (2)	1:34.51	7.68	53,95
3	8	RICHARD Aurelie		2005		LW6/8-2	48.04 (3)	52.25 (3)	1:40.29	13.46	94,56
4	9	ROTHFUSS Andrea		1989		LW6/8-2	48.92 (4)	52.72 (4)	1:41.64	14.81	104,04
5	10	SMETISKO Lucija		2004		LW6/8-2	51.83 (5)	55.93 (5)	1:47.76	20.93	147,04
6	15	PETIT Claire		2004		LW2	55.89 (6)	59.09 (6)	1:54.98	28.15	197,76
7	11	JOHNSON Allie		1994		LW6/8-1	57.36 (7)	1:01.04 (7)	1:58.40	31.57	221,79

Did Not Finish - Run 2 (1)

13	VASPI Sheyne		2001		LW2						
----	---------------------	--	------	---	-----	--	--	--	--	--	--

Women / Sitting

1	19	FORSTER Anna-Lena		1995		LW12-1	45.71 (1)	47.81 (1)	1:33.52	47,00	100
2	17	PASCUAL SECO Audrey		2004		LW12-2	48.23 (2)	51.41 (2)	1:39.64	6.12	89,99



17.3.2023. / Cortina

ASAE23 (0132) / 17.3.2023. at 13:21 / Page 1/2

Vola Timing (www.vola.fr) / SkiAlp Pro 11.1.03

SPEED-timing 

Cortina 2023 FIS Para Alpine Ski World Cup
Slalom 2 (Women)
Official ranking

Rnk	Bib	Name	Guide	Year	Nat	SpCl	Run 1 H (Rnk)	Run 2 H (Rnk)	Time H	Gap H	Points	el 0 : WC Pts.
3	20	KIVIRANTA Nette		2001		LW11	50.26 (3)	52.57 (3)	1:42.83	9.31	112,40	60
4	18	STEPHENS Laurie		1984		LW12-1	52.21 (4)	54.23 (4)	1:46.44	12.92	137,76	50

Disqualified - Run 1 (1)

16	O'BRIEN Saylor			2003		LW12-1				Gate 50		
----	-----------------------	--	--	------	---	--------	--	--	--	---------	--	--

RECAP	1st RUN	2nd RUN	
Records:			20
Did Not Start:	1	0	1
NOT PERMITTED TO START:	0	0	0
Did Not Finish:	0	1	1
Disqualified:	1	0	1
At Finish:	17		

Technical Delegate: #953 Bojan Perko (SLO)

Cortina 2023 FIS Para Alpine Ski World Cup

Slalom 2 (Women)

Penalty calculation



LIVE timing
Race points

Rnk	Bib	Name	Nat	Year	Category	SpCl	Points	Best 5	Race points
Best 10 at finish									
1	12	AARSJOE Ebba		2001	Standing	LW4	0,00	0,00	0,00
2	4	STARY Elina		2006	Vision Impaired	B2	9,20	9,20	21,29
3	5	AIGNER Veronika		2003	Vision Impaired	B2	0,00	0,00	23,25
4	2	FITZPATRICK Menna		1998	Vision Impaired	B2	21,68	21,68	24,73
5	19	FORSTER Anna-Lena		1995	Sitting	LW12-1	5,00	5,00	47,00
6	14	RIEDER Anna-Maria		2000	Standing	LW9-1	43,30	-	-
7	1	MAZZEL Chiara		1996	Vision Impaired	B2	51,89	-	-
8	17	PASCUAL SECO Audrey		2004	Sitting	LW12-2	88,12	-	-
9	8	RICHARD Aurelie		2005	Standing	LW6/8-2	79,60	-	-
10	9	ROTHFUSS Andrea		1989	Standing	LW6/8-2	85,74	-	-

Best 5 at start

1	12	AARSJOE Ebba		2001	Standing	LW4	0,00		
3	5	AIGNER Veronika		2003	Vision Impaired	B2	0,00		
5	19	FORSTER Anna-Lena		1995	Sitting	LW12-1	5,00		
2	4	STARY Elina		2006	Vision Impaired	B2	9,20		
4	2	FITZPATRICK Menna		1998	Vision Impaired	B2	21,68		

(DNF: Did Not Finish, DSQ: Disqualified)

TOTAL

(B) List points of best 5 at start	35,88	
(A) List points of the best 5 to finish in top 10		35,88
(C) Race points of corresponding competitors		116,27
Calculated penalty (A + B - C) = -44,51 / 10	-4,45	
Correction value (Z)	0,00	
Category adder	0,00	
Applied penalty	(-4,45)	0,00

Technical Delegate: #953 Bojan Perko (SLO)



Cortina 2023 FIS Para Alpine Ski World Cup

Slalom 2

Run 1 analysis-Hdcp/NetTime

NetTime


LIVE timing

Bib	Rnk	Name	Nat	Sec.1 H (Rnk)	Sec.2 H (Rnk)	Time H	Gap H	Sec.1	Sec.2	Time	Gap
Women / Vision Impaired											
1	4	MAZZEL Chiara		20.83 (4)	24.29 (4)	45.12	2.51	26.09	30.42	56.51	3.15
2	3	FITZPATRICK Menna		20.30 (3)	23.88 (3)	44.18	1.57	25.43	29.90	55.33	1.97
3		NIKOU Eva				Did Not Start					
4	2	STARY Elina		20.09 (2)	23.48 (2)	43.57	0.96	25.16	29.40	54.56	1.20
5	1	AIGNER Veronika		19.74 (1)	22.87 (1)	42.61		24.72	28.64	53.36	
6	5	CHOI Sara		22.69 (5)	26.77 (5)	49.46	6.85	28.42	33.52	1:01.94	8.58
7	6	BENNINK Maaïke		24.93 (6)	29.89 (6)	54.82	12.21	31.22	37.43	1:08.65	15.29

Women / Standing

8	3	RICHARD Aurelie		22.90 (4)	25.14 (3)	48.04	6.55	22.90	25.14	48.04	4.84
9	4	ROTHFUSS Andrea		22.82 (3)	26.10 (4)	48.92	7.43	22.82	26.10	48.92	5.72
10	5	SMETISKO Lucija		24.28 (5)	27.55 (5)	51.83	10.34	24.28	27.55	51.83	8.63
11	7	JOHNSON Allie		26.82 (7)	30.54 (8)	57.36	15.87	27.97	31.84	59.81	16.61
12	1	AARSJOE Ebba		19.72 (1)	21.77 (1)	41.49		20.54	22.66	43.20	
13	8	VASPI Sheyne		27.53 (8)	30.45 (7)	57.98	16.49	28.46	31.47	59.93	16.73
14	2	RIEDER Anna-Maria		20.87 (2)	23.56 (2)	44.43	2.94	25.21	28.46	53.67	10.47
15	6	PETIT Claire		25.84 (6)	30.05 (6)	55.89	14.40	26.71	31.06	57.77	14.57

Women / Sitting

16		O'BRIEN Saylor		25.95	35.47	Disqualified		34.46	47.09		
17	2	PASCUAL SECO Audrey		21.85 (2)	26.38 (2)	48.23	2.52	27.77	33.52	1:01.29	0.60
18	4	STEPHENS Laurie		24.09 (4)	28.12 (4)	52.21	6.50	31.99	37.34	1:09.33	8.64
19	1	FORSTER Anna-Lena		21.00 (1)	24.71 (1)	45.71		27.89	32.80	1:00.69	
20	3	KIVIRANTA Nette		23.83 (3)	26.43 (3)	50.26	4.55	32.51	36.05	1:08.56	7.87

Men / Vision Impaired

21	3	DELEPLACE Hyacinthe		19.77 (2)	26.25 (4)	46.02	6.30	24.76	32.87	57.63	10.14
22	2	RAUEN Alexander		20.51 (3)	23.59 (2)	44.10	4.38	24.52	28.20	52.72	5.23
23	1	BERTAGNOLLI Giacomo		18.82 (1)	20.90 (1)	39.72		22.51	24.98	47.49	
24		LEACH Logan				Did Not Finish					
25	5	KUBACKA Marek		23.46 (5)	29.29 (5)	52.75	13.03	42.07	52.51	1:34.58	47.09
26	4	HWANG Mingyu		21.84 (4)	25.90 (3)	47.74	8.02	26.12	30.96	57.08	9.59
27		JENSEN Patrick		22.02	28.13	Disqualified		27.58	35.22		

Men / Standing

28	9	BURNHAM Oscar		20.95 (12)	23.07 (8)	44.02	5.77	20.95	23.07	44.02	1.28
29	2	SEGERS Jules		19.53 (2)	22.20 (2)	41.73	3.48	22.20	25.23	47.43	4.69
30	15	HALGREN Patrick		21.02 (13)	24.86 (17)	45.88	7.63	21.73	25.70	47.43	4.69

Cortina 2023 FIS Para Alpine Ski World Cup

Slalom 2

Run 1 analysis-Hdcp/NetTime

NetTime

Bib	Rnk	Name	Nat	Sec.1 H (Rnk)	Sec.2 H (Rnk)	Time H	Gap H	Sec.1	Sec.2	Time	Gap
31	6	PUIG DAVI Roger	AND	20.36 (5)	22.93 (6)	43.29	5.04	23.15	26.05	49.20	6.46
32	8	WALSH Thomas Charles	USA	20.40 (6)	23.28 (9)	43.68	5.43	21.24	24.24	45.48	2.74
33	10	KEEFE Jesse	USA	20.81 (10)	23.31 (10)	44.12	5.87	21.67	24.27	45.94	3.20
34	3	LINDSTROEM Aaron	SWE	20.31 (4)	22.43 (4)	42.74	4.49	20.31	22.43	42.74	
35	1	BAUCHET Arthur	FRA	18.02 (1)	20.23 (1)	38.25		20.51	23.03	43.54	0.80
36	5	HALL Adam	NZL	20.15 (3)	22.86 (5)	43.01	4.76	24.38	27.67	52.05	9.31
37	13	HARAGHEY Andrew	USA	21.62 (16)	23.65 (13)	45.27	7.02	26.17	28.61	54.78	12.04
38	4	PELIZZARI Federico	ITA	20.45 (7)	22.34 (3)	42.79	4.54	20.45	22.34	42.79	0.05
39	10	KIIVERI Santeri	FIN	20.76 (9)	23.36 (11)	44.12	5.87	21.65	24.35	46.00	3.26
40	12	BENDOTTI Davide	ITA	21.08 (14)	23.55 (12)	44.63	6.38	21.79	24.34	46.13	3.39
41	7	BROISIN Jordan	FRA	20.49 (8)	22.98 (7)	43.47	5.22	21.34	23.92	45.26	2.52
42	14	PFYL Thomas	SUI	20.84 (11)	24.56 (14)	45.40	7.15	23.69	27.91	51.60	8.86
43		TAKAHASHI Kohei	JPN	21.43	24.73	Disqualified		24.36	28.11		
44	16	PAJANTSCHITSCH Nico	AUT	21.94 (17)	24.68 (15)	46.62	8.37	21.94	24.68	46.62	3.88
45		SKOGLUND Arvid	SWE			Did Not Finish					
46	17	KRESS Leander	GER	22.29 (18)	24.77 (16)	47.06	8.81	23.04	25.61	48.65	5.91
47	19	RACHBAUER Manuel	AUT	22.58 (19)	26.23 (19)	48.81	10.56	25.67	29.81	55.48	12.74
48	18	KOIKE Gakuta	JPN	21.33 (15)	25.97 (18)	47.30	9.05	22.24	27.08	49.32	6.58
49	20	VAVERKA Tomas	CZE	22.75 (20)	27.28 (20)	50.03	11.78	25.86	31.00	56.86	14.12

Men / Sitting

50	10	DRUGAN Ravi	USA	20.61 (9)	23.98 (11)	44.59	5.23	26.19	30.48	56.67	4.41
51	11	HANLON Josh	AUS	21.71 (13)	23.59 (10)	45.30	5.94	27.59	29.98	57.57	5.31
52	14	BREWER Matthew Ryan	USA	22.76 (14)	25.90 (14)	48.66	9.30	28.92	32.91	1:01.83	9.57
53	6	SUZUKI Takeshi	JPN	19.50 (7)	21.95 (5)	41.45	2.09	24.79	27.89	52.68	0.42
54	3	PEDERSEN Jesper	NOR	18.92 (2)	21.90 (4)	40.82	1.46	25.82	29.87	55.69	3.43
55	9	BALCHEN Magnus Valoe	NOR	20.89 (10)	23.11 (8)	44.00	4.64	27.74	30.68	58.42	6.16
56	2	PIERREL Victor	FRA	19.21 (3)	21.20 (2)	40.41	1.05	26.21	28.92	55.13	2.87
57	1	DE SILVESTRO Rene'	ITA	18.46 (1)	20.90 (1)	39.36		24.51	27.75	52.26	
58	5	DE LANGEN Niels	NED	19.44 (5)	21.95 (5)	41.39	2.03	24.71	27.89	52.60	0.34
59	4	BRAZ-DAGAND Lou	FRA	19.34 (4)	21.66 (3)	41.00	1.64	27.00	30.25	57.25	4.99
60	7	MORII Taiki	JPN	19.44 (5)	22.23 (7)	41.67	2.31	26.53	30.32	56.85	4.59
61	8	BISQUERTT HUDSON Nicolas	CHI	19.84 (8)	23.13 (9)	42.97	3.61	27.70	32.30	1:00.00	7.74
62	12	PLANTEY Enrique	ARG	21.56 (11)	24.22 (12)	45.78	6.42	29.42	33.04	1:02.46	10.20
63	13	SPEKSNIJDER Thijn	NED	21.67 (12)	25.85 (13)	47.52	8.16	28.78	34.32	1:03.10	10.84
64	15	DAMAS Christophe	SUI	27.71 (15)	38.46 (15)	1:06.17	26.81	36.80	51.06	1:27.86	35.60

Cortina 2023 FIS Para Alpine Ski World Cup

Slalom 2

Run 2 analysis-Hdcp/NetTime



LIVE timing

Bib	Rnk	Name	Nat	Sec.1 H (Rnk)	Sec.2 H (Rnk)	Time H	Gap H	Sec.1	Sec.2	Time	Gap
-----	-----	------	-----	---------------	---------------	--------	-------	-------	-------	------	-----

Women / Vision Impaired

1	4	MAZZEL Chiara	ITA	23.20 (4)	26.78 (4)	49.98	3.81	29.06	33.53	1:02.59	4.77
2	1	FITZPATRICK Menna	GBR	21.33 (1)	24.84 (2)	46.17		26.72	31.10	57.82	
3		NIKOU Eva	GRC								
4	2	STARY Elina	AUT	21.49 (2)	24.80 (1)	46.29	0.12	26.92	31.05	57.97	0.15
5	3	AIGNER Veronika	AUT	21.93 (3)	25.60 (3)	47.53	1.36	27.47	32.05	59.52	1.70
6	5	CHOI Sara	KOR	24.30 (5)	28.58 (5)	52.88	6.71	30.44	35.78	1:06.22	8.40
7	6	BENNINK Maaïke	NED	27.31 (6)	31.65 (6)	58.96	12.79	34.20	39.63	1:13.83	16.01

Women / Standing

8	3	RICHARD Aurelie	FRA	24.76 (3)	27.49 (3)	52.25	6.91	24.76	27.49	52.25	5.04
9	4	ROTHFUSS Andrea	GER	24.94 (4)	27.78 (4)	52.72	7.38	24.94	27.78	52.72	5.51
10	5	SMETISKO Lucija	CRO	26.17 (5)	29.76 (5)	55.93	10.59	26.17	29.76	55.93	8.72
11	7	JOHNSON Allie	USA	28.72 (7)	32.32 (7)	1:01.04	15.70	29.95	33.69	1:03.64	16.43
12	1	AARSJOE Ebba	SWE	21.31 (1)	24.03 (1)	45.34		22.19	25.02	47.21	
13		VASPI Sheyne	ISR	31.30		Did Not Finish		32.36			
14	2	RIEDER Anna-Maria	GER	23.27 (2)	26.81 (2)	50.08	4.74	28.11	32.38	1:00.49	13.28
15	6	PETIT Claire	NED	27.69 (6)	31.40 (6)	59.09	13.75	28.63	32.45	1:01.08	13.87

Women / Sitting

16		O'BRIEN Saylor	USA								
17	2	PASCUAL SECO Audrey	ESP	23.91 (2)	27.50 (2)	51.41	3.60	30.39	34.94	1:05.33	1.85
18	4	STEPHENS Laurie	USA	25.24 (4)	28.99 (4)	54.23	6.42	33.52	38.49	1:12.01	8.53
19	1	FORSTER Anna-Lena	GER	22.51 (1)	25.30 (1)	47.81		29.89	33.59	1:03.48	
20	3	KIVIRANTA Nette	FIN	24.71 (3)	27.86 (3)	52.57	4.76	33.71	38.00	1:11.71	8.23

Men / Vision Impaired

21	2	DELEPLACE Hyacinthe	FRA	20.87 (2)	24.92 (2)	45.79	1.07	26.14	31.21	57.35	3.88
22	3	RAUEN Alexander	GER	22.28 (3)	25.50 (3)	47.78	3.06	26.64	30.48	57.12	3.65
23	1	BERTAGNOLLI Giacomo	ITA	20.76 (1)	23.96 (1)	44.72		24.82	28.65	53.47	
24		LEACH Logan	CAN								
25	5	KUBACKA Marek	SVK	23.46 (5)	30.34 (5)	53.80	9.08	42.07	54.39	1:36.46	42.99
26	4	HWANG Mingyu	KOR	23.00 (4)	26.53 (4)	49.53	4.81	27.50	31.72	59.22	5.75
27		JENSEN Patrick	AUS								

Men / Standing

28	7	BURNHAM Oscar	FRA	22.85 (9)	24.94 (5)	47.79	3.95	22.85	24.94	47.79	0.76
29	5	SEGERS Jules	FRA	22.49 (5)	25.00 (6)	47.49	3.65	25.56	28.42	53.98	6.95
30	17	HALGREN Patrick	USA	24.70 (19)	26.98 (16)	51.68	7.84	25.54	27.88	53.42	6.39

Cortina 2023 FIS Para Alpine Ski World Cup

Slalom 2

Run 2 analysis-Hdcp/NetTime

Bib	Rnk	Name	Nat	Sec.1 H (Rnk)	Sec.2 H (Rnk)	Time H	Gap H	Sec.1	Sec.2	Time	Gap
31	16	PUIG DAVI Roger	AND	22.08 (2)	29.41 (18)	51.49	7.65	25.10	33.42	58.52	11.49
32	2	WALSH Thomas Charles	USA	22.09 (3)	24.51 (3)	46.60	2.76	23.00	25.52	48.52	1.49
33	13	KEEFE Jesse	USA	23.28 (12)	26.33 (13)	49.61	5.77	24.24	27.42	51.66	4.63
34	4	LINDSTROEM Aaron	SWE	22.43 (4)	24.93 (4)	47.36	3.52	22.43	24.93	47.36	0.33
35	1	BAUCHET Arthur	FRA	20.64 (1)	23.20 (1)	43.84		23.50	26.40	49.90	2.87
36	9	HALL Adam	NZL	22.99 (10)	25.06 (7)	48.05	4.21	27.82	30.32	58.14	11.11
37	10	HARAGHEY Andrew	USA	23.27 (11)	25.53 (11)	48.80	4.96	28.16	30.89	59.05	12.02
38	3	PELIZZARI Federico	ITA	22.71 (7)	24.32 (2)	47.03	3.19	22.71	24.32	47.03	
39	8	KIIVERI Santeri	FIN	22.81 (8)	25.13 (8)	47.94	4.10	23.79	26.19	49.98	2.95
40	11	BENDOTTI Davide	ITA	23.84 (14)	25.43 (10)	49.27	5.43	24.65	26.28	50.93	3.90
41	6	BROISIN Jordan	FRA	22.51 (6)	25.23 (9)	47.74	3.90	23.44	26.27	49.71	2.68
42	19	PFYL Thomas	SUI	24.00 (15)	33.74 (19)	57.74	13.90	27.28	38.35	1:05.63	18.60
43		TAKAHASHI Kohei	JPN								
44	15	PAJANTSCHITSCH Nico	AUT	24.28 (17)	26.57 (14)	50.85	7.01	24.28	26.57	50.85	3.82
45		SKOGLUND Arvid	SWE								
46	12	KRESS Leander	GER	23.76 (13)	25.61 (12)	49.37	5.53	24.56	26.47	51.03	4.00
47		RACHBAUER Manuel	AUT	25.16		Did Not Finish		28.60			
48	14	KOIKE Gakuta	JPN	24.04 (16)	26.72 (15)	50.76	6.92	25.07	27.85	52.92	5.89
49	18	VAVERKA Tomas	CZE	24.52 (18)	29.21 (17)	53.73	9.89	27.87	33.20	1:01.07	14.04

Men / Sitting

50	11	DRUGAN Ravi	USA	23.42 (11)	25.57 (11)	48.99	5.46	29.76	32.50	1:02.26	4.42
51	9	HANLON Josh	AUS	22.96 (9)	25.21 (9)	48.17	4.64	29.18	32.03	1:01.21	3.37
52	12	BREWER Matthew Ryan	USA	24.66 (12)	28.27 (13)	52.93	9.40	31.34	35.92	1:07.26	9.42
53	7	SUZUKI Takeshi	JPN	22.26 (7)	24.47 (7)	46.73	3.20	28.29	31.10	59.39	1.55
54	1	PEDERSEN Jesper	NOR	20.49 (1)	23.04 (2)	43.53		27.96	31.43	59.39	1.55
55	8	BALCHEN Magnus Valoe	NOR	22.82 (8)	24.37 (6)	47.19	3.66	30.31	32.35	1:02.66	4.82
56	5	PIERREL Victor	FRA	21.39 (4)	24.06 (5)	45.45	1.92	29.19	32.82	1:02.01	4.17
57	2	DE SILVESTRO Rene'	ITA	20.95 (2)	22.61 (1)	43.56	0.03	27.82	30.02	57.84	
58		DE LANGEN Niels	NED			Did Not Finish					
59	4	BRAZ-DAGAND Lou	FRA	21.44 (5)	23.58 (4)	45.02	1.49	29.94	32.92	1:02.86	5.02
60	3	MORII Taiki	JPN	21.21 (3)	23.20 (3)	44.41	0.88	28.94	31.64	1:00.58	2.74
61	6	BISQUERTT HUDSON Nicolas	CHI	22.24 (6)	24.47 (7)	46.71	3.18	31.06	34.16	1:05.22	7.38
62		PLANTEY Enrique	ARG	22.32		Did Not Finish		30.45			
63	10	SPEKSNIJDER Thijn	NED	23.12 (10)	25.24 (10)	48.36	4.83	30.70	33.51	1:04.21	6.37
64	13	DAMAS Christophe	SUI	27.09 (13)	26.92 (12)	54.01	10.48	35.97	35.75	1:11.72	13.88